

MONTHLY REPORTS (FOR GRAY BOOK PREPARATION)

NRC DISTRIBUTION FOR PART 50 DOCKET MATERIAL
(TEMPORARY FORM)

CONTROL NO: 9677

FILE: MONTHLY REPORT FILE

FROM: Duke Power Co. Charlotte, N.C. William O. Parker			DATE OF DOC 9-9-75	DATE REC'D 9-11-75	LTR	TWX	RPT XX	OTHER
TO: NRC			ORIG 1 Signed	CC	OTHER	SENT AEC PDR XXX		
						SENT LOCAL PDR XXX		
CLASS	UNCLASS XXX	PROP INFO	INPUT	NO CYS REC'D 1		DOCKET NO: 50-269(270)287		

DESCRIPTION:

Ltr trans the following:

ENCLOSURES:

Monthly Report for August 1975
Plant & Component Operability & Availability
This Report to be used in preparing Gray Book
by Plans & Operations.

NUMBER OF COPIES REC'D: 1

PLANT NAME: Oconee Nuclear Station

FOR ACTION/INFORMATION

SAB 9-12-75

BUTLER (L) W/ Copies	SCHWENCER (L) W/ Copies	ZIEMANN (L) W/ Copies	REGAN (E) W/ Copies
CLARK (L) W/ Copies	STOLZ (L) W/ Copies	DICKER (E) W/ Copies	LEAR (L) W/ Copies
PARR (L) W/ Copies	VASSALLO (L) W/ Copies	KNIGHTON (E) W/ Copies	SPELS W/ Copies
KNIEL (L) W/ Copies	PURPLE (L) W/ Copies	YOUNGBLOOD (E) W/ Copies	WPC/FE W/4 Copies

DO NOT REMOVE

ACKNOWLEDGED

INTERNAL DISTRIBUTION

<u>REG FILE</u> NRC PDR OGC, ROOM P-506A GOSSICK/STAFF CASE GIAMBUSSO BOYD MOORE (L) DEYOUNG (L) SKOVHOLT (L) GOLLER (L) (Ltr) P. COLLINS DENISE REG OPR FILE & REGION (2) STEELE	<u>TECH REVIEW</u> SCHROEDER MACCARY KNIGHT PAWLICKI SHAO STELLO HOUSTON NOVAK ROSS IPPOLITO TEDESCO J. COLLINS LAINAS BENAROYA VOLLMER	DENTON GRIMES GAMMILL KASTNER BALLARD SPANGLER <u>ENVIRO</u> MULLER DICKER KNIGHTON YOUNGBLOOD REGAN PROJECT LDR HARLESS	<u>LIC ASST</u> R. DIGGS (L) H. GEARIN (L) E. GOULBOURNE (L) P. KREUTZER (E) J. LEE (L) M. RUSSEBROCK (L) S. REED (E) M. SERVICE (L) S. SHEPPARD (L) M. SLATER (E) H. SMITH (L) S. TEETS (L) G. WILLIAMS (E) V. WILSON (L) R. INGRAM (L) M. DUNCAN (E)	<u>A/T IND.</u> BRAITMAN SALTZMAN MELTZ <u>PLANS</u> MCDONALD CHAPMAN DUBE (Ltr) E. COUPE PETERSON HARTFIELD (2) KLECKER EISENHUT WIGGINTON
--	--	---	--	--

EXTERNAL DISTRIBUTION

1 - LOCAL PDR Walhalla, S.C.	1 - NATIONAL LABS	1 - PDR-SAN/LA/NY
1 - TIC (ABERNATHY) (1)(2)(10)	1 - W. PENNINGTON, Rm E-201 GT	1 - BROOKHAVEN NAT LAB
1 - NSIC (BUCHANAN)	1 - CONSULTANTS	1 - G. ULRIKSON, ORNL
1 - ASLB	NEWMARK/BLUME/AGBABIAN	1 - AGMED (RUTH GUSSMAN) Rm B-127 GT
1 - Newton Anderson		1 - J. D. RUNKLES, Rm E-201 GT
1 - ACRS HOLDING/SENT		

DUKE POWER COMPANY

Regulatory

File Cy.


POWER BUILDING

422 SOUTH CHURCH STREET, CHARLOTTE, N. C. 28242

WILLIAM O. PARKER, JR.
VICE PRESIDENT
STEAM PRODUCTION

September 9, 1975

TELEPHONE: AREA 704
373-4083



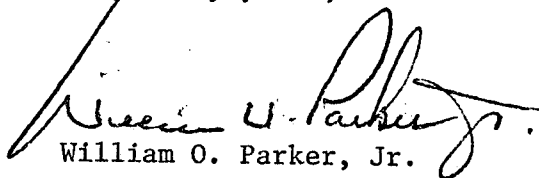
Director
Office of Management Information
and Program Control
U. S. Nuclear Regulatory Commission
Washington, D. C. 20555

Re: Oconee Nuclear Station
Docket Nos. 50-269, -270, -287

Dear Sir:


Please find attached information concerning the performance and operating status of the Oconee Nuclear Station for the month of August, 1975.

Very truly yours,


William O. Parker, Jr.

ROS:ge
Attachment

cc: Mr. Norman C. Moseley



9677

UNIT Oconee Unit 1
 DATE Sept. 9, 1975
 DOCKET NO. 50-269
 PREPARED BY R. O. Sharpe

OPERATING STATUS

1. REPORTING PERIOD: August 1, 1975 THROUGH August 31, 1975
 GROSS HOURS IN REPORTING PERIOD: 744
2. CURRENTLY AUTHORIZED POWER LEVEL (MWt): 2568 NET CAPABILITY
 (MWe-Net): 871
3. POWER LEVEL TO WHICH RESTRICTED (IF ANY): (MWe-Net) None
4. REASONS FOR RESTRICTION (IF ANY) _____
5. NUMBER OF HOURS THE REACTOR WAS CRITICAL

	<u>This Month</u>	<u>Year to Date</u>	<u>Cumulative</u>
6. REACTOR RESERVE SHUTDOWN HOURS	<u>-</u>	<u>-</u>	<u>-</u>
7. HOURS GENERATOR ON-LINE	<u>695.9</u>	<u>3823.0</u>	<u>12077.3</u>
8. UNIT RESERVE SHUTDOWN HOURS	<u>-</u>	<u>-</u>	<u>-</u>
9. GROSS THERMAL ENERGY GENERATED (MWH)	<u>1689758</u>	<u>8952232</u>	<u>27189742</u>
10. GROSS ELECTRICAL ENERGY GENERATED (MWH)	<u>584870</u>	<u>3135140</u>	<u>9453840</u>
11. NET ELECTRICAL ENERGY GENERATED (MWH)	<u>555008</u>	<u>2960127</u>	<u>8913146</u>
12. REACTOR SERVICE FACTOR	<u>97.9</u>	<u>69.9</u>	<u>74.4</u>
13. REACTOR AVAILABILITY FACTOR	<u>94.6</u>	<u>66.3</u>	<u>66.0</u>
14. UNIT SERVICE FACTOR	<u>93.5</u>	<u>65.6</u>	<u>64.8</u>
15. UNIT AVAILABILITY FACTOR	<u>93.5</u>	<u>65.6</u>	<u>64.9</u>
16. UNIT CAPACITY FACTOR (Using Net Capability)	<u>85.7</u>	<u>58.3</u>	<u>54.9</u>
17. UNIT CAPACITY FACTOR (Using Design Mwe)	<u>84.1</u>	<u>57.2</u>	<u>53.9</u>
18. UNIT FORCED OUTAGE RATE	<u>3.9</u>	<u>32.0</u>	<u>19.7</u>
19. SHUTDOWNS SCHEDULED OVER NEXT 6 MONTHS (TYPE, DATE & DURATION OF EACH:)
Refueling, February 1976
20. IF SHUTDOWN AT END OF REPORT PERIOD, ESTIMATED DATE OF STARTUP: _____

$$\text{REACTOR SERVICE FACTOR} = \frac{\text{HOURS REACTOR WAS CRITICAL}}{\text{HOURS IN REPORTING PERIOD}} \times 100$$

$$\text{REACTOR AVAILABILITY FACTOR} = \frac{\text{HOURS REACTOR WAS AVAILABLE TO OPERATE}}{\text{HOURS IN REPORTING PERIOD}} \times 100$$

$$\text{UNIT SERVICE FACTOR} = \frac{\text{HOURS GENERATOR ON LINE}}{\text{HOURS IN REPORTING PERIOD}} \times 100$$

$$\text{UNIT AVAILABILITY FACTOR} = \frac{\text{HOURS UNIT WAS AVAILABLE TO GENERATE}}{\text{HOURS IN REPORTING PERIOD}} \times 100$$

$$\text{UNIT CAPACITY FACTOR} = \frac{\text{NET ELECTRICAL POWER GENERATED}}{[\text{Net Capability or Design (Mwe-Net)}] \times \text{HOURS IN REPORTING PERIOD}} \times 100$$

$$\text{UNIT FORCED OUTAGE RATE} = \frac{\text{FORCED OUTAGE HOURS}}{\text{HOURS GENERATOR ON LINE} + \text{FORCED OUTAGE HOURS}} \times 100$$

UNIT SHUTDOWNS

DOCKET NO. 50-269UNIT NAME Oconee Unit 1DATE Sept. 9, 1975REPORT MONTH August, 1975

NO.	DATE	TYPE F-FORCED S-SCHEDULED	DURATION (HOURS)	REASON (1)	METHOD OF SHUTTING DOWN THE REACTOR (2)	CORRECTIVE ACTIONS/COMMENTS
12	750801	S	20.03	B	1	Continuation of 750726 outage
13	750802	F	7.35	B	3	Failure of stator cooling pressure switch
14	750808	F	7.62	B	3	Unit trip while testing turbine valves
15	750809	F	13.08	H	3	Trip due to flux imbalance on restart
						(1) REASON A-EQUIPMENT FAILURE (EXPLAIN) B-MAINT. OR TEST C-REFUELING D-REGULATORY RESTRICTION E-OPERATOR TRAINING AND LICENSE EXAMINATION F-ADMINISTRATIVE G-OPERATIONAL ERROR (EXPLAIN) H-OTHER (EXPLAIN) (2) METHOD 1-MANUAL 2-MANUAL SCRAM 3-AUTOMATIC SCRAM

SUMMARY:

No major outages during August.

DOCKET NO. 50-269UNIT Oconee Unit 1DATE Sept. 9, 1975

AVERAGE DAILY UNIT POWER LEVEL

MONTH August, 1975DAY AVERAGE DAILY POWER LEVEL
 (MWe-net)

1	<u>6</u>
2	<u>344</u>
3	<u>746</u>
4	<u>778</u>
5	<u>819</u>
6	<u>820</u>
7	<u>818</u>
8	<u>510</u>
9	<u>120</u>
10	<u>720</u>
11	<u>748</u>
12	<u>788</u>
13	<u>824</u>
14	<u>828</u>
15	<u>810</u>
16	<u>816</u>

DAY AVERAGE DAILY POWER LEVEL
 (MWe-net)

17	<u>844</u>
18	<u>842</u>
19	<u>845</u>
20	<u>844</u>
21	<u>842</u>
22	<u>838</u>
23	<u>832</u>
24	<u>843</u>
25	<u>843</u>
26	<u>844</u>
27	<u>846</u>
28	<u>848</u>
29	<u>842</u>
30	<u>837</u>
31	<u>842</u>

DAILY UNIT POWER LEVEL FORM INSTRUCTIONS

On this form, list the average daily unit power level in MWe-net for each day in the reporting month. Compute to the nearest whole megawatt.

These figures will be used to plot a graph for each reporting month. Note that by using maximum dependable capacity for the net electrical rating of the unit, there may be occasions when the daily average power level exceeds the 100% line (or the restricted power level line). In such cases, the average daily unit power output sheet should be footnoted to explain the apparent anomaly.

UNIT Oconee Unit 2
 DATE Sept. 9, 1975
 DOCKET NO. 50-270
 PREPARED BY R. O. Sharpe

OPERATING STATUS

1. REPORTING PERIOD: August 1, 1975 THROUGH August 31, 1975
 GROSS HOURS IN REPORTING PERIOD: 744
2. CURRENTLY AUTHORIZED POWER LEVEL (MWt): 2568 NET CAPABILITY
 (MWe-Net): 871
3. POWER LEVEL TO WHICH RESTRICTED (IF ANY): (MWe-Net) None
4. REASONS FOR RESTRICTION (IF ANY) _____
5. NUMBER OF HOURS THE REACTOR WAS CRITICAL

	<u>This Month</u>	<u>Year to Date</u>	<u>Cumulative</u>
6. REACTOR RESERVE SHUTDOWN HOURS	<u>-</u>	<u>-</u>	<u>-</u>
7. HOURS GENERATOR ON-LINE	<u>590.5</u>	<u>4080.4</u>	<u>5955.8</u>
8. UNIT RESERVE SHUTDOWN HOURS	<u>-</u>	<u>-</u>	<u>-</u>
9. GROSS THERMAL ENERGY GENERATED (MWH)	<u>1319409</u>	<u>9605289</u>	<u>13912186</u>
10. GROSS ELECTRICAL ENERGY GENERATED (MWH)	<u>441490</u>	<u>3264950</u>	<u>4733926</u>
11. NET ELECTRICAL ENERGY GENERATED (MWH)	<u>415471</u>	<u>3094878</u>	<u>4482404</u>
12. REACTOR SERVICE FACTOR	<u>84.9</u>	<u>72.6</u>	<u>72.1</u>
13. REACTOR AVAILABILITY FACTOR	<u>82.3</u>	<u>70.5</u>	<u>70.0</u>
14. UNIT SERVICE FACTOR	<u>79.4</u>	<u>70.0</u>	<u>69.5</u>
15. UNIT AVAILABILITY FACTOR	<u>79.4</u>	<u>70.0</u>	<u>69.5</u>
16. UNIT CAPACITY FACTOR (Using Net Capability)	<u>64.1</u>	<u>60.9</u>	<u>60.1</u>
17. UNIT CAPACITY FACTOR (Using Design Mwe)	<u>63.0</u>	<u>59.8</u>	<u>59.0</u>
18. UNIT FORCED OUTAGE RATE	<u>12.5</u>	<u>28.8</u>	<u>29.6</u>
19. SHUTDOWNS SCHEDULED OVER NEXT 6 MONTHS (TYPE, DATE & DURATION OF EACH:)
20. IF SHUTDOWN AT END OF REPORT PERIOD, ESTIMATED DATE OF STARTUP: 9/15/75

$$\text{REACTOR SERVICE FACTOR} = \frac{\text{HOURS REACTOR WAS CRITICAL}}{\text{HOURS IN REPORTING PERIOD}} \times 100$$

$$\text{REACTOR AVAILABILITY FACTOR} = \frac{\text{HOURS REACTOR WAS AVAILABLE TO OPERATE}}{\text{HOURS IN REPORTING PERIOD}} \times 100$$

$$\text{UNIT SERVICE FACTOR} = \frac{\text{HOURS GENERATOR ON LINE}}{\text{HOURS IN REPORTING PERIOD}} \times 100$$

$$\text{UNIT AVAILABILITY FACTOR} = \frac{\text{HOURS UNIT WAS AVAILABLE TO GENERATE}}{\text{HOURS IN REPORTING PERIOD}} \times 100$$

$$\text{UNIT CAPACITY FACTOR} = \frac{\text{NET ELECTRICAL POWER GENERATED}}{[\text{Net Capability or Design (Mwe-Net)}] \times \text{HOURS IN REPORTING PERIOD}} \times 100$$

$$\text{UNIT FORCED OUTAGE RATE} = \frac{\text{FORCED OUTAGE HOURS}}{\text{HOURS GENERATOR ON LINE} + \text{FORCED OUTAGE HOURS}} \times 100$$

UNIT SHUTDOWNS

DOCKET NO. 50-270

UNIT NAME Oconee Unit 2

DATE 9/9/75

REPORT MONTH August, 1975

NO.	DATE	TYPE F-FORCED S-SCHEDULED	DURATION (HOURS)	REASON (1)	METHOD OF SHUTTING DOWN THE REACTOR (2)	CORRECTIVE ACTIONS/COMMENTS
12	750802	S	21.40	H	1	Control Rod Repatch
13	750805	F	6.88	A	3	Faulty CRD Power Supply
14	750805	F	22.13	B	3	Unit trip on loss of main feedwater pump
15	750807	F	41.25	B	1	Shutdown to repair RC pump seal injection valve
16	750823	F	13.70	B	3	Unit trip during testing
17	750829	S	48.15	B	1	Maintenance shutdown
<div>(1) REASON A-EQUIPMENT FAILURE (EXPLAIN) B-MAINT. OR TEST C-REFUELING D-REGULATORY RESTRICTION E-OPERATOR TRAINING AND LICENSE EXAMINATION F-ADMINISTRATIVE G-OPERATIONAL ERROR (EXPLAIN) H-OTHER (EXPLAIN)</div> <div>(2) METHOD 1-MANUAL 2-MANUAL SCRAM 3-AUTOMATIC SCRAM</div>						

SUMMARY:

Unit shutdown for RC pump seal replacement, primary safety valve change out and other maintenance activities.

DOCKET NO. 50-270UNIT Oconee Unit 2DATE Sept. 9, 1975

AVERAGE DAILY UNIT POWER LEVEL

MONTH August, 1975DAY AVERAGE DAILY POWER LEVEL
 (MWe-net)

1	811
2	6
3	366
4	462
5	244
6	1
7	177
8	-
9	410
10	641
11	671
12	805
13	809
14	800
15	805
16	811

DAY AVERAGE DAILY POWER LEVEL
 (MWe-net)

17	810
18	814
19	815
20	811
21	806
22	801
23	291
24	583
25	676
26	768
27	801
28	804
29	756
30	-
31	-

DAILY UNIT POWER LEVEL FORM INSTRUCTIONS

On this form, list the average daily unit power level in MWe-net for each day in the reporting month. Compute to the nearest whole megawatt.

These figures will be used to plot a graph for each reporting month. Note that by using maximum dependable capacity for the net electrical rating of the unit, there may be occasions when the daily average power level exceeds the 100% line (or the restricted power level line). In such cases, the average daily unit power output sheet should be footnoted to explain the apparent anomaly.

OPERATING STATUS

1. REPORTING PERIOD: August 1, 1975 THROUGH August 31, 1975
GROSS HOURS IN REPORTING PERIOD: 744
2. CURRENTLY AUTHORIZED POWER LEVEL (MWt): 2568 NET CAPABILITY
(MWe-Net): 871
3. POWER LEVEL TO WHICH RESTRICTED (IF ANY): (MWe-Net) None
4. REASONS FOR RESTRICTION (IF ANY) _____
5. NUMBER OF HOURS THE REACTOR WAS CRITICAL

	<u>This Month</u>	<u>Year to Date</u>	<u>Cumulative</u>
5. NUMBER OF HOURS THE REACTOR WAS CRITICAL	<u>721.4</u>	<u>4320.6</u>	<u>4504.5</u>
6. REACTOR RESERVE SHUTDOWN HOURS	<u>-</u>	<u>-</u>	<u>-</u>
7. HOURS GENERATOR ON-LINE	<u>708.6</u>	<u>4191.8</u>	<u>4374.6</u>
8. UNIT RESERVE SHUTDOWN HOURS	<u>-</u>	<u>-</u>	<u>-</u>
9. GROSS THERMAL ENERGY GENERATED (MWH)	<u>1694585</u>	<u>9358045</u>	<u>9802695</u>
10. GROSS ELECTRICAL ENERGY GENERATED (MWH)	<u>585730</u>	<u>3211670</u>	<u>3360584</u>
11. NET ELECTRICAL ENERGY GENERATED (MWH)	<u>558315</u>	<u>3052410</u>	<u>3193546</u>
12. REACTOR SERVICE FACTOR	<u>97.0</u>	<u>74.1</u>	<u>72.5</u>
13. REACTOR AVAILABILITY FACTOR	<u>95.2</u>	<u>79.8</u>	<u>77.8</u>
14. UNIT SERVICE FACTOR	<u>95.2</u>	<u>71.9</u>	<u>70.4</u>
15. UNIT AVAILABILITY FACTOR	<u>95.2</u>	<u>71.9</u>	<u>70.4</u>
16. UNIT CAPACITY FACTOR (Using Net Capability)	<u>86.2</u>	<u>60.1</u>	<u>59.0</u>
17. UNIT CAPACITY FACTOR (Using Design Mwe)	<u>84.6</u>	<u>59.0</u>	<u>57.9</u>
18. UNIT FORCED OUTAGE RATE	<u>4.8</u>	<u>12.0</u>	<u>11.5</u>
19. SHUTDOWNS SCHEDULED OVER NEXT 6 MONTHS (TYPE, DATE & DURATION OF EACH:)
20. IF SHUTDOWN AT END OF REPORT PERIOD, ESTIMATED DATE OF STARTUP:

$$\text{REACTOR SERVICE FACTOR} = \frac{\text{HOURS REACTOR WAS CRITICAL}}{\text{HOURS IN REPORTING PERIOD}} \times 100$$

$$\text{REACTOR AVAILABILITY FACTOR} = \frac{\text{HOURS REACTOR WAS AVAILABLE TO OPERATE}}{\text{HOURS IN REPORTING PERIOD}} \times 100$$

$$\text{UNIT SERVICE FACTOR} = \frac{\text{HOURS GENERATOR ON LINE}}{\text{HOURS IN REPORTING PERIOD}} \times 100$$

$$\text{UNIT AVAILABILITY FACTOR} = \frac{\text{HOURS UNIT WAS AVAILABLE TO GENERATE}}{\text{HOURS IN REPORTING PERIOD}} \times 100$$

$$\text{UNIT CAPACITY FACTOR} = \frac{\text{NET ELECTRICAL POWER GENERATED}}{[\text{Net Capability or Design (Mwe-Net)}] \times \text{HOURS IN REPORTING PERIOD}} \times 100$$

$$\text{UNIT FORCED OUTAGE RATE} = \frac{\text{FORCED OUTAGE HOURS}}{\text{HOURS GENERATOR ON LINE} + \text{FORCED OUTAGE HOURS}} \times 100$$

UNIT SHUTDOWNS

DOCKET NO. 50-287

UNIT NAME Oconee Unit 3

DATE Sept. 9, 1975

REPORT MONTH August, 1975

NO.	DATE	TYPE F-FORCED S-SCHEDULED	DURATION (HOURS)	REASON (1)	METHOD OF SHUTTING DOWN THE REACTOR (2)	CORRECTIVE ACTIONS/COMMENTS
15	750821	F	27.5	F	1	Shutdown to identify leakage in reactor building
16	750830	F	7.92	A	1	Indicated water leakage into RC pump air cooler
						<p>(1) REASON</p> <p>A-EQUIPMENT FAILURE (EXPLAIN)</p> <p>B-MAINT. OR TEST</p> <p>C-REFUELING</p> <p>D-REGULATORY RESTRICTION</p> <p>E-OPERATOR TRAINING AND LICENSE EXAMINATION</p> <p>F-ADMINISTRATIVE</p> <p>G-OPERATIONAL ERROR (EXPLAIN)</p> <p>H-OTHER (EXPLAIN)</p> <p>(2) METHOD</p> <p>1-MANUAL</p> <p>2-MANUAL SCRAM</p> <p>3-AUTOMATIC SCRAM</p>

SUMMARY:

Unit was operated at reduced load for 3 days due to low RC pump oil level in one pump motor

DOCKET NO. 50-287UNIT Oconee Unit 3DATE Sept. 9, 1975

AVERAGE DAILY UNIT POWER LEVEL

MONTH August, 1975

AVERAGE DAILY POWER LEVEL (MWe-net)		AVERAGE DAILY POWER LEVEL (MWe-net)	
DAY		DAY	
1	839	17	829
2	844	18	669
3	849	19	629
4	845	20	608
5	846	21	-
6	845	22	475
7	840	23	684
8	833	24	819
9	835	25	826
10	834	26	826
11	835	27	826
12	836	28	826
13	835	29	821
14	834	30	596
15	831	31	440
16	831		

DAILY UNIT POWER LEVEL FORM INSTRUCTIONS

On this form, list the average daily unit power level in MWe-net for each day in the reporting month. Compute to the nearest whole megawatt.

These figures will be used to plot a graph for each reporting month. Note that by using maximum dependable capacity for the net electrical rating of the unit, there may be occasions when the daily average power level exceeds the 100% line (or the restricted power level line). In such cases, the average daily unit power output sheet should be footnoted to explain the apparent anomaly.