



*R. Michael Glover*  
H B Robinson Steam  
Electric Plant Unit 2  
Site Vice President

Duke Energy Progress  
3581 West Entrance Road  
Hartsville, SC 29550

O. 843 857 1704  
F. 843 857 1319

*Mike.Glover@duke-energy.com*

10 CFR 50.55a

Serial: RNP-RA/15-0063

**JUL 08 2015**

ATTN: Document Control Desk  
United States Nuclear Regulatory Commission  
Washington, DC 20555-0001

H. B. ROBINSON STEAM ELECTRIC PLANT, UNIT NO. 2  
DOCKET NO. 50-261/RENEWED LICENSE NO. DPR-23

**SUBMITTAL OF NINETY DAY INSERVICE INSPECTION SUMMARY REPORT - SUPPLEMENT**

Ladies and Gentlemen:

In accordance with the requirements of 10 CFR 50.55a, "Codes and Standards," Duke Energy Progress, Inc., provided, as an enclosure to the letter, dated January 30, 2014 (ADAMS Accession Number ML14037A230), the Inservice Inspection Summary Report for Class 1 and Class 2 pressure retaining components and their supports. This report has been prepared in accordance with the American Society of Mechanical Engineers Boiler and Pressure Vessel Code, Section XI, 2007 Edition, 2008 Addenda, Article IWA-6000. This report covers inspection activities before and during Refueling Outage 28 at the H. B. Robinson Steam Electric Plant, Unit No. 2. Although this report is complete and accurate in all material respects, an editorial error was made during its submittal. In particular, a signed copy of the Form NIS-1, *Owner's Report For Inservice Inspections*, had been prepared for inclusion into the report, however, an unsigned copy of the Form was inadvertently included in the report during the submittal. This update resubmits the report, which now includes a signed copy of the Form NIS-1 (page 3 of the enclosure to this letter) and replaces, in entirety, the report submitted earlier under ADAMS Accession Number ML14037A230.

There are no regulatory commitments made in this submittal. If you have any questions regarding this submittal, please contact Mr. R. Hightower at (843) 857-1329.

I declare under penalty of perjury that the foregoing is true and correct.

Executed On: July 8, 2015

Sincerely,

*Thomas S Cosgrove for*  
R. Michael Glover  
Site Vice President

A047  
NLR

United States Nuclear Regulatory Commission  
Serial: RNP-RA/15-0063  
Page 2 of 2

RMG/am

Enclosure: NINETY DAY INSERVICE INSPECTION SUMMARY REPORT

cc: Mr. V. M. McCree, NRC, Region II  
Ms. M. Barillas, NRC Project Manager, NRR  
NRC Resident Inspector, HBRSEP Unit No. 2

United States Nuclear Regulatory Commission  
Enclosure to Serial: RNP-RA/15-0063  
Page 1 of 196 (including cover)

**H. B. ROBINSON STEAM ELECTRIC PLANT, UNIT NO. 2**

**INSERVICE INSPECTION SUMMARY  
REPORT FOR REFUELING OUTAGE 28**

**INSERVICE INSPECTION REPORT  
INTERVAL 5, PERIOD 1, OUTAGE 1  
(RO #28)**

**ISI SUMMARY REPORT**

**FOR**

**H.B. ROBINSON NUCLEAR STATION  
(UNIT 2)  
3581 WEST ENTRANCE ROAD  
HARTSVILLE, SC 29550**

**CAROLINA POWER AND LIGHT, Dba,  
DUKE ENERGY - PROGRESS, INC.  
526 S. CHURCH STREET  
CHARLOTTE, NC 28201**

**COMMERCIAL SERVICE DATE: 3/7/71**

**REPORT COMPLETION DATE: 1/15/2014**

## FORM NIS-1 OWNER'S REPORT FOR INSERVICE INSPECTIONS

As required by the Provisions of the ASME Code Rules

1. Owner: CP&L, Inc. Dba Duke Energy - Progress, Inc., 526 S. Church Street, Charlotte, NC, 28201  
(Name and Address of Owner)
2. Plant: H.B. Robinson, 3581 West Entrance Rd., Hartsville, SC 29550  
(Name and Address of Plant)
3. Plant Unit : 2
4. Owner Certificate of Authorization (if required) N/A
5. Commercial Service Date: 3/7/1971
6. National Board Number for Unit : 20772
7. Components Inspected

Component or Appurtenance	Manufacturer or Installer	Manufacturer or Installer Serial No.	State or Province No.	National Board No.
Reactor Vessel	Westinghouse	S/N 66109	N/A	NB-20772
Pressurizer	Westinghouse	S/N 16A6208-1	N/A	#722
Steam Generator A	Westinghouse	S/N 93732	N/A	N/A
Steam Generator B	Westinghouse	S/N 93733	N/A	N/A
Steam Generator C	Westinghouse	S/N 93734	N/A	N/A
Boron Injection Tank	Southern Fabricators	S/N 0049	N/A	#368
Residual Removal Heat Exchanger "A"	Atlas Industries Mfg. Co.	#881	N/A	#731
Piping	Ebasco Services	N/A	N/A	N/A
Piping	Maintenance	N/A	N/A	N/A

Form NIS-1 SECTION XI - DIVISION 1 2007 Edition 2008 Addenda

FORM NIS-1 (Back)

8. Examination Dates 3/19/2012 to 11/5/2013
9. Inspection Period Identification: Period 1 (7/20/2012 / 7/19/2015)
10. Inspection Interval from: 7/20/2012 to 7/19/2021
11. Applicable Editions of Section XI: 2007 Edition, thru 2008 Addenda
12. Date / Revision of the Inspection Plan: 8/13/2013 Revision 1
13. Abstract of Examinations and Tests. Include a list of examinations and tests and a statement concerning status of work required for the Inspection Plan.
- See Attached Summaries
12. Abstract of Results of Examination and Tests.
- See Attached Summaries
13. Abstract of Corrective Measures.
- See attached Summaries

We certify that a) the statements made in this report are correct, b) the examinations and tests meet the Inspection Plan as required by the ASME Code, Section XI, and c) corrective measures taken conform to the rules of the ASME Code, Section XI.

Certificate of Authorization No. (if applicable): N/A Expiration Date: N/A

Date: 1/15/2014 Signed: Duke Energy - Progress, Inc. By: MW Blum

CERTIFICATE OF INSERVICE INSPECTION

I, the undersigned, holding a valid commission issued by the National Board of Boiler and Pressure Vessel Inspectors and the State or Province of South Carolina and employed by HSBCT have inspected the components described in this Owner's Report during the period 3/19/2012 to 11/05/2013 and state that to the best of my knowledge and belief, the Owner has performed examinations and taken corrective measures described in this Owner's Report in accordance with the requirements of the ASME Code, Section XI.

By signing this certification neither the inspector nor his employer makes any warranty, expressed or implied, concerning the examinations and corrective measures described in this Owner's Report. Furthermore, neither the Inspector nor his employer shall be liable in any manner for any personal injury or property damage or a loss of any kind arising from or connected with this inspection.

EMOSTA AYOUN  
Inspector's Signature

Commissions NB 13930 SC 264 ANII  
National Board, State, Province, and Endorsement

Date: 01/15/2014

## **1.0 ABSTRACT**

- 1.1 This report presents the results of the Inservice Inspection of the Fifth Interval, First Period, First Outage, for refueling outage number twenty-eight (RO-28) at the H. B. Robinson Unit 2 Nuclear Station. Examinations of steam generator feedwater nozzles per NRC IE Bulletin No. 79-13, piping welds, piping supports, component welds, component supports, and bolting and were conducted in accordance with ASME Section XI, 2007 Edition, thru 2008 Addenda. Repair and replacement efforts included modification and maintenance of component replacements. Pressure testing of ASME Code systems and their components was performed in accordance with the requirements of ASME Section XI, IWA-5000, IWB-5000, IWC-5000, and IWD-5000.
- 1.2 Indications discovered during visual examination of component supports were evaluated and accepted, repaired or restored to the original design configurations.

## **2.0 INTRODUCTION**

- 2.1 This report contains a detailed item-by-item summary of examinations and test results performed by Duke Energy - Progress, Inc., AREVA, and Westinghouse, during RO-28 (9/14/2013 thru 11/05/2013) and from the last NIS-1 Report ending on 3/18/2012. The Fifth Interval, First Period examination percentage requirements are contained in Tab H, "Examination Percentage summary". Examination reports, sketches, examination limitations, consumable testing materials, personnel qualifications and calibration standards are retained by Duke Energy - Progress, Inc. on site. Detailed information for outage activities is contained in the "Inservice Inspection RO-28 Final Report". These reports may be obtained through the Duke Energy - Progress, Inc. plant document control services.

## **3.0 EDDY CURRENT EXAMINATION**

- 3.1 Steam generator eddy-current testing was performed during refueling outage 28. Details of the examinations performed are contained in Tab A, "Steam Generator Eddy Current Summary".

## **4.0 INSERVICE EXAMINATION EVALUATION**

- 4.1 The inservice inspection non-destructive examinations performed during RO-28 at H. B. Robinson, Unit 2 Nuclear Station were conducted in accordance with the RO-28 outage plan derived from the Fifth Ten Year Inservice Inspection Program and Plan. This plan meets the requirements of ASME Section XI as defined in the 2007 Edition, thru the 2008 Addenda, H. B. Robinson, Unit 2 and Title 10 of the Code of Federal Regulations, Part 50.55a(g) including those applicable relief requests approved by the Nuclear Regulatory Commission for the Fifth Ten-Year Interval.

- 4.3 Ultrasonic, liquid penetrant and magnetic particle revealed no service-induced flaws exceeding the acceptance criteria of ASME Section XI, 2007 Edition, thru 2008 Addenda.
- 4.4 Visual examinations of supports, which revealed indications requiring evaluation, were determined to be functional. All reported indications on supports were evaluated by Civil Engineering under the Corrective Action Program (CAP) to determine if the supports were functional and had no operability concerns. However, in some cases, Duke Energy - Progress, Inc. has elected to restore the supports to their original design via the WO (Work Order) process and re-inspected to ensure those components have been returned to their design condition.
- 4.5 The results of examinations performed at the H. B. Robinson Nuclear Station during RO-28 are classified into one of the following categories:

Sat - No Rejectable Indications  
UnSat - Rejectable Indications

- 4.6 The Inservice Examination Summary (TAB B) itemize the components examined during RO-28. The percent Code required volume (CRV) or Code required area (CRA) covered during the examination, if less than or equal to 90%, is delineated in the comment section of the examination. The following is a brief explanation of the type of information included in the NDE Summary:

- **Summary No.** - Unique tracking number utilized within the ISI Program/Plan.
- **Component ID** - Identification of the component examined or tested
- **Component Description** - A description of the component configuration
- **Category** - The ASME code category that the examination was performed to.
- **Item** - The item number of the applicable code category that the examination was performed to.
- **Procedure** - The procedure utilized to perform the examination.
- **Method** - The examination or test method
- **Report #** - The unique examination number assigned to an exam.
- **Results** - The results of the examination
- **System** - The system on which the component was examined
- **ISO Number** - The isometric drawing identifying the location of the component being examined.
- **Exam Date** - The date the examination was completed.



## **5.0 AUGMENTED EXAMINATION PROGRAM**

- 5.1 The Augmented Examination Program included in this report documents the inspections performed to satisfy regulatory documents or commitments, other than ASME Section XI. These examinations are summarized in the Augmented Examination Summary, TAB C, of this Report.

### **AUGMENTED E-1**

During refueling outage RO-28, ultrasonic examinations were conducted in accordance with NRC commitment ID 92R0362 for the steam generator feed water nozzles (79-13).

### **AUGMENT E-16 (N 722-1)**

During refueling outage RO-28, the hot leg visual examination was performed to the examination requirements associated with ASME Code Case N-722-1 and N-770-1. In addition, the bottom mounted instrumentation was performed with to the examination requirements associated with ASME Code Case N-722-1 satisfactory results.

### **AUGMENT E-17 (N-770-1)**

During refueling outage RO-28, the cold leg volumetric examination was performed on all three nozzles as required per ASME Code Case N-770-1, as modified by 10CFR50.55a. Examination results are unchanged from those indications identified in RO-25 and RO-27. In addition, a remote visual examination was performed on the hot leg dissimilar metal welds (3) with satisfactory results.

## **6.0 PRESERVICE EXAMINATION**

- 6.1 Preservice examination of ASME Code Class components were conducted at the H.B. Robinson Unit 2 Plant from the close of RO-27 (3/18/2012) to the close of RO-28 (November 5, 2013) were performed to the requirements of ASME Section XI 1995 Edition through 1996 Addenda up until July 19, 2012. On July 20, 2012 RNP entered the Fifth Ten Year Interval working to the 2007 Edition, through 2008 Addenda. A summary of these examinations and the results are listed in the Preservice Examination Summary, TAB D, of this report.
- 6.2 The detailed examination data sheets recording all of the volumetric, surface and visual results for the preservice examinations are located in the Inservice Inspection RO 28 ISI Final Report and may be obtained through the Duke Energy - Progress, Inc., H.B. Robinson Plant Document Control Services.

## **7.0 PRESSURE TEST SUMMARY**

7.1 Pressure tests and VT-2 examinations are performed in conjunction with ASME Section XI and in accordance with procedure TMM-020 "Inservice Inspection Pressure Testing". Also included within TMM-020 are the approaches to testing each Code Class system and reference to the respective Engineering Surveillance Test (EST) procedures used in the conduct of the credited pressure test. The summary of completed pressure tests is listed in the Pressure Test Summary, TAB E, of this Report.

## **8.0 IWE/IWL PROGRAM**

8.1 RO-28 scope included items scheduled under the IWE/IWL Program (RNP-PM-006) and the IWE/IWL Plan (RNP-PM-007). Examination results are included in TAB F. Examination results, when required were entered into the corrective action program for disposition and corrective actions as necessary.

## **9.0 LINER RESTORATION PROJECT**

9.1 Liner Restoration Project was also performed during RO-28. A total of 72 sheathing/insulation panels were removed, visual examinations were performed in accordance with relief request RR-01 and or RR-02, as identified in the IWE/IWL Program (RNP-PM-006) and the IWE/IWL Plan (RNP-PM-007). The results of those examinations are delineated in TAB G of this report.

### **9.2 Containment Metallic Liner – 50.55a(b)(2)(ix)(A)**

#### **50.55a(b)(2)(ix)(A)(1)**

The containment liner is generally inaccessible as it is covered with insulation and sheathing panels with caulked joints. During every Refueling Outage, a number of the insulation and sheathing panels are removed to access and inspect the metallic liner in conformance with approved relief requests (IWE/IWL-RR-01 and IWE/IWL-RR-02) from ASME Boiler and Pressure Vessel Code, Section XI, Subsections IWE and IWL requirements for Containment Inspection.

During RFO-28 (2013), visual examination and measurements on the metallic liner showed pit and banded corrosion and/or bulge at some areas. At all the locations where liner bulge was observed, no active corrosion was observed behind (reverse side) the metallic liner. Coating is generally applied to protect the metallic liner from corrosion but the coatings were observed to be less effective at locations where severe corrosion was found. Degradation of the coatings is partly due to non-conformance of the insulation/sheathing panel to its original design specification which inferred a system completely impervious to moisture. Presence of moisture behind the insulation system and long-term leaching of chloride ion from the insulation system are considered to have contributed to degradation of the protective coatings and subsequent corrosion of the metallic liner.

**50.55a(b)(2)(ix)(A)(2)**

Given the magnitude of the containment internal surface area which exceeds 57,000 ft<sup>2</sup> or 2,200 panels of sheathing/insulated liner from ground level to more than 90 ft above the operating deck, it is impractical to conduct an immediate inspection of the entire containment metallic liner.

A total of 72 insulation and sheathing panels were removed during RFO-28 to provide accessibility for metallic liner examination. The panels removed were randomly selected, representative, and are located between elevations 228ft (the lowest row of the insulation and sheathing panels) and 284ft. The effect of wall thinning due to corrosion and bulge on the ability of the metallic liner to perform its safety-related function were evaluated quantitatively (calculations RNP-C/STRU-1128, Rev. 6, "Minimum Allowable Containment Liner Thickness" and RNP-C/STRU-1130, Rev. 2, "Analysis of Containment Liner Bulge"). The analyses performed in calculations RNP-C/STRU-1128, Rev. 6 and RNP-C/STRU-1130, Rev. 2 enveloped the worst case of liner corrosion and bulge observed during RFO-28. The analyses which include induced stresses in the liner under normal operating and design accidental conditions, compared with the design code allowable stresses indicate that the metallic liner is fully operable and the presence of corrosion and/or bulge does not impact its integrity or ability to act as leak tight barrier. All areas of the metallic liner where corrosion was observed have been refurbished and re-install to conform to original design requirements.

The severity of corrosion recorded during RFO-28 is similar to the level observed during RFO-26 (2011) and previously evaluated corrosion found during RFO inspections dating back to 1993. Engineering Change (EC72699, "Evaluation of Containment Building Liner, Insulation, Sheathing, and Coatings") which estimated future corrosion rate based on measured cumulative and historical data indicates that the metallic liner corrosion is at a relatively steady state. The largest magnitude of liner bulge observed during RFO-26 is below the extent observed dating back to 1976.

**50.55a (b)(2)(ix)(A)(3)**

The original liner insulation system specification which inferred a perfect impervious system throughout the service life of the plant is not maintainable. The assumption that the caulking joint will retain its elastic properties and will continue to bond the sheathing panels through multiple operating heat-up and cool-down cycles is non-conservative and impractical. A corrective action through Engineering Change is planned to revise the original insulation and sheathing specification to indicate that the system only serve the function of moisture resistant that is maintainable to the extent required to assure that the containment liner continue to perform its safety-related function of leak tight membrane under normal and design accidental conditions.

A feasibility study is currently being performed to evaluate the structural and functional adequacy of the containment metallic liner without the insulation and sheathing panels. The result of the study will enhance the accessibility of the metallic liner and its long-term performance if it is proven that the metallic liner is capable of performing its safety-related function without the insulation and sheathing panels.

A Preventative Maintenance (PM) program is also planned to proactively remove insulation and sheathing panels; inspect the insulation system (coatings, insulation and sheathing panels, and caulking); refurbish and re-install system to original design specification; and continuously monitoring the containment liner to assure that it is maintained to the original design condition.

**9.3 Containment Concrete -50.55a(b)(2)(viii)(E)**

**50.55a(b)(2)(viii)(E)(1)**

Concrete component of the containment building was inspected and evaluated for potential structural distress and conditions that can affect the integrity of the building and its ability to perform its safety-related function.

**50.55a(b)(2)(viii)(E)(2)**

Areas inspected for concrete degradation during RFO-28 include the exterior surface of the containment cylindrical wall (azimuths 0-90°, 90°-180°, 180°-270°, 270°-0°) and the dome, Boron Injection Tank room, Equipment Hatch area between El. 226ft and 252ft, Cable Vault Room, Pipe Alley, Purge Inlet room, Rod Control room, and the Airlock area.

Visual surface examination reports show that there is no major structural distress except some localized chemical leaching which resulted in staining of the concrete surface. Minimal concrete spalling was observed on the exterior of the containment cylindrical wall between azimuths 180° and 270°. Concrete staining and spalling observed will not affect the structural integrity of the containment building and its ability to perform its safety-related functions. The containment concrete areas inspected are fully operable and acceptable as-is.

**50.55a(b)(2)(viii)(E)(3)**

No corrective action is required or planned.

**10.0 EXAMINATION PERCENTAGE SUMMARY**

- 10.1 An examination summary is included in this report under TAB H identifying those examinations complete for the Fifth Ten year Interval first period and the remainder scheduled for the Interval

## **11.0 REPAIR AND REPLACEMENT PROGRAM**

- 9.1 The H. B. Robinson Nuclear Station Repair and Replacement Program reporting period from the close of RO-27 (3/18/2012) to the close of RO-28 (November 5, 2013) were performed to the requirements of ASME Section XI 1995 Edition through 1996 Addenda up until July 19, 2012. On July 20, 2012 RNP entered the Fifth Ten Year Interval working to the 2007 Edition, through 2008 Addenda. Repair/replacement activities that occurred during this time frame underwent extensive review by the station personnel involved and the Authorized Nuclear Inservice Inspector (ANII). Work Order package information included within this summary report are those items which have completed all the required reviews, final engineering approval, and the required ANI/ANII NIS-2 certification prior to the close of the reporting period as specified in ASME Section XI, IWA-6230(b). The repair/replacement summaries are listed in the Repair/Replacement Summary, TAB I, of this Report.
- 9.2 Work Order evolutions performed during RO-28 whose document review, approval and certification process was completed after the (Closure of the OCB – Output Circuit Breaker) which occurred on 11/5/2013 and were finalized by the established date of this report (1/15/2014) are included in this NIS-2 Summary Report. The remaining repair/replacement activities whose document review, approval and certification process was not completed by the established date of this report (1/15/2014) will be incorporated into the next NIS-2 Summary Report at the conclusion of RO-29.
- 9.3 The enclosed repair and replacement summary (TAB I) and the attached ASME Section XI, NIS-2 forms (Attachment) detail the component, system, Work Order document, component description and the description of the Work Order activity. Complete repair and replacement documentation for the specific component is maintained on site as a permanent record and is retrievable through the WO (Work Order) document package, which is identified on the NIS-2 form.
- 9.4 The Owners Report for Repair/Replacement Activities, Form NIS-2 is provided as an attachment to this report.

# INSERVICE INSPECTION REPORT

## REFUELING OUTAGE 28 INDEX OF EXAMINATIONS

<u>TAB</u>	<u>ACTIVITY</u>
A	STEAM GENERATOR EDDY CURRENT SUMMARY
B	INSERVICE EXAMINATION SUMMARY
C	AUGMENTED EXAMINATION SUMMARY
D	PRESERVICE EXAMINATION SUMMARY
E	PRESSURE TEST SUMMARY
F	IWE/IWL EXAMINATION SUMMARY
G	LINER RESTORATION PROJECT SUMMARY
H	EXAMINATION PERCENTAGE SUMMARY
I	REPAIR / REPLACEMENT SUMMARY

### ATTACHMENT

REPAIR/REPLACEMENT NIS-2 FORMS

**TAB  
A  
STEAM  
GENERATOR  
EDDY  
CURRENT  
SUMMARY**

## **ABSTRACT**

The following summarizes the examination and results of the inspection that was performed by AREVA during the H. B. Robinson Unit 2 RFO28 Fall 2013 outage.

The eddy current examinations were performed utilizing Bobbin, Array (X-Probe), and MRPC probes. The site specific eddy current detection and sizing techniques used to perform the examinations were based on EPRI Revision 7 qualified techniques.

The following table summarizes inspection scope;

SG	Scope	Exams
A	Total All Base Scope Programs	5651
A	Total Diagnostic Scope Programs	15
A	Total Tests All Programs	5666
B	Total All Base Scope Programs	5785
B	Total Diagnostic Scope Programs	32
B	Total Tests All Programs	5817
C	Total All Base Scope Programs	5678
C	Total Diagnostic Scope Programs	40
C	Total Tests All Programs	5718
All	Combined Total All Tests All Programs	17201

The following is a summary of new indications and mitigating actions;

SG	New Wear Indications	Tubes Plugged	Wear $\geq$ TS limit*
SG-A	8	2	0
SG-B	10	2	0
SG-C	8	0	0



**TAB  
B  
INSERVICE  
EXAMINATION  
SUMMARY**

Summary No.	Comp. ID	Comp. Desc.	Item	Procedure	Method/Report/Results	System	Dwg/ISO	Exam Date
Class 1 Category B-D								
31200	105/INLET	S/G "A" HOT LEG NOZZLE INNER RADIUS	B3.140	NDEP-0611	VT / VT-13-046 / Sat	3005	HBR2-10618 SH00006	10/11/2013
Comments: A visual examination was performed on the component inner radius to the ASME Section XI, 1998 Edition as required by 10CFR50.55a(b)(2)(xi)(A) with satisfactory results.								
31300	105/OUTLET	S/G "A" COLD LEG NOZZLE INNER RADIUS	B3.140	NDEP-0611	VT / VT-13-047 / Sat	3005	HBR2-10618 SH00006	10/8/2013
Comments: A visual examination was performed on the component inner radius to the ASME Section XI, 1998 Edition as required by 10CFR50.55a(b)(2)(xi)(A) with satisfactory results.								
Class 1 Category B-G-2								
31000	105/CL-MNY-BLT	S/G "A" COLD LEG MANWAY BOLTING	B7.30	NDEP-0611	VT / VE-13-003 / Sat	2005	HBR2-10618 SH00006	6/5/2013
Comments: A visual examination was performed on the disassembled component bolted connection to the requirements of ASME Section XI, 2007 Edition thru 2008 Addenda with satisfactory results.								
31100	105/HL-MNY-BLT	S/G "A" HOT LEG MANWAY BOLTING	B7.30	NDEP-0611	VT / VE-13-001 / Sat	2005	HBR2-10618 SH00006	6/5/2013
Comments: A visual examination was performed on the disassembled component bolted connection to the requirements of ASME Section XI, 2007 Edition thru 2008 Addenda with satisfactory results.								
73400	122/CVC-312A(B)	VALVE CVC-312A BOLTING	B7.70	NDEP-0611	VT / VT-13-283 / Sat	2060	HBR2-10618 SH00032	10/9/2013
Comments: A visual examination was performed on the disassembled component bolted connection to the requirements of ASME Section XI, 2007 Edition thru 2008 Addenda with satisfactory results.								
88100	124/CVC-312B(B)	VALVE CVC-312B BOLTING	B7.70	NDEP-0611	VT / VT-13-002 / Sat	2060	HBR2-10618 SH00036	10/11/2013
Comments: A visual examination was performed on the disassembled component bolted connection to the requirements of ASME Section XI, 2007 Edition thru 2008 Addenda with satisfactory results.								
Class 1 Category B-J								
36000	107/06	LOOP "A" CROSSOVER LEG ELBOW TO PIPE	B9.11	NDEP-0201	PT / PT-13-019 / Sat	2005	HBR2-10618 SH00010	10/7/2013
				NDEP-0449	UT / UT-13-009 (Page 1) / Sat	2005	HBR2-10618 SH00010	10/8/2013
				NDEP-0449	UT / UT-13-009 (Page 2) / Sat	2005	HBR2-10618 SH00010	10/8/2013
				NDEP-0449	UT / UT-13-009 (Page 3) / Sat	2005	HBR2-10618 SH00010	10/8/2013
				Comments: A volumetric and surface examination was performed on the component weld to the requirements of ASME Section XI, 2007 Edition thru 2008 Addenda with satisfactory results. This examination was limited to 73.325% code required volume and will be submitted under relief request RR-09 (future) at the end of the fifth interval.				
36800	107/12	LOOP "A" COLD LEG PIPE TO PIPE	B9.11	NDEP-0201	PT / PT-13-021 / Sat	2005	HBR2-10618 SH00010	10/8/2013
				NDEP-0425	UT / UT-13-011 / Sat	2005	HBR2-10618 SH00010	10/8/2013
Comments: A volumetric and surface examination was performed on the component weld to the requirements of ASME Section XI, 2007 Edition thru 2008 Addenda with satisfactory results.								
Class 1 Category B-N-1								
532500	101/GROUP 2	CORE BARREL	B13.10	NDEP-0613	VT / VT-13-281 / Eval	1005	HBR2-10618 SH00001	10/4/2013
Comments: A remote underwater visual examination was performed on the reactor vessel interior to the requirements of ASME Section XI, 2007 Edition thru 2008 Addenda with satisfactory results. Examination was performed using a deep ocean engineering P150 high resolution color camera. The examination identified a piece of wire on top of the core barrel. AR 633350 was generated for the FME retrieval by the refueling team.								
Evaluation Disposition	AR 633350 - The indication on the core barrel was not FME. This indication was identified in RO-27 and determined to be vessel rust indication with no FME. This indication was verified on 10/15/2013 as a rust indication with no FME to remove.							

Summary No.	Comp. ID	Comp. Desc.	Item	Procedure	Method/Report/Results	System	Dwg/ISO	Exam Date
<b>Class 2 Category C-C</b>								
185000	204/AWS-1-ATT	WELDED ATTACHMENT	C3.10	NDEP-0201	PT / PT-13-001 / Sat	2045	HB2-10618 SH00060	10/10/2013
Comments: A surface examination was performed on the component welded attachment to the requirements of ASME Section XI, 2007 Edition thru 2008 Addenda with satisfactory results. This examination had limited surface coverage (75%) and will be incorporated into relief request RR-09 (future) at the end of the fifth interval.								
172300	212/MS-1A-6017-ATT	WELDED ATTACHMENT	C3.20	NDEP-0301	MT / MT-13-001 / Sat	3020	HB2-10618 SH00071	10/2/2013
Comments: A surface examination was performed on the component welded attachment to the requirements of ASME Section XI, 2007 Edition thru 2008 Addenda with satisfactory results. This examination had limited surface coverage (88.9%) and will be incorporated into relief request RR-09 at the end of the fifth interval.								
<b>Class 2 Category C-F-1</b>								
224200	221/165	TEE TO PIPE	C5.11	NDEP-0201	PT / PT-13-002 / Sat	2045	HB2-10618 SH00082	10/8/2013
				NDEP-0425	UT / UT-13-006 (Page 1) / Sat	2045	HB2-10618 SH00082	10/8/2013
				NDEP-0425	UT / UT-13-006 (Page 2) / Sat	2045	HB2-10618 SH00082	10/8/2013
				NDEP-0425	UT / UT-13-006 (Page 3) / Sat	2045	HB2-10618 SH00082	10/8/2013
Comments: A volumetric and surface examination was performed on the component weld to the requirements of ASME Section XI, 2007 Edition thru 2008 Addenda with satisfactory results.								
224300	221/166	PIPE TO ELBOW	C5.11	NDEP-0201	PT / PT-13-003 / Sat	2045	HB2-10618 SH00082	10/8/2013
				NDEP-0425	UT / UT-13-007 (Page 1) / Sat	2045	HB2-10618 SH00082	10/8/2013
				NDEP-0425	UT / UT-13-007 (Page 2) / Sat	2045	HB2-10618 SH00082	10/8/2013
				NDEP-0425	UT / UT-13-007 (Page 3) / Sat	2045	HB2-10618 SH00082	10/8/2013
Comments: A volumetric and surface examination was performed on the component weld to the requirements of ASME Section XI, 2007 Edition thru 2008 Addenda with satisfactory results.								
247100	228/01	TEE TO PIPE	C5.11	NDEP-0201	PT / PT-13-004 / Sat	2080	HB2-10618 SH00091	10/3/2013
				NDEP-0425	UT / UT-13-004 (Page 1) / Sat	2080	HB2-10618 SH00091	10/3/2013
				NDEP-0425	UT / UT-13-004 (Page 2) / Sat	2080	HB2-10618 SH00091	10/3/2013
				NDEP-0425	UT / UT-13-004 (Page 3) / Sat	2080	HB2-10618 SH00091	10/3/2013
				NDEP-0425	UT / UT-13-004 (Page 4) / Sat	2080	HB2-10618 SH00091	10/3/2013
Comments: A volumetric and surface examination was performed on the component weld to the requirements of ASME Section XI, 2007 Edition thru 2008 Addenda with satisfactory results.								
294200	240/27	PIPE TO ELBOW	C5.21	NDEP-0201	PT / PT-13-016 / Sat	2080	HB2-10618 SH00106	10/3/2013
				NDEP-0425	UT / UT-13-005 (Page 1) / Sat	2080	HB2-10618 SH00106	10/3/2013
				NDEP-0425	UT / UT-13-005 (Page 2) / Sat	2080	HB2-10618 SH00106	10/3/2013
				NDEP-0425	UT / UT-13-005 (Page 3) / Sat	2080	HB2-10618 SH00106	10/3/2013
				NDEP-0425	UT / UT-13-005 (Page 4) / Sat	2080	HB2-10618 SH00106	10/3/2013
Comments: A volumetric and surface examination was performed on the component weld to the requirements of ASME Section XI, 2007 Edition thru 2008 Addenda with satisfactory results.								
309400	244/02	VALVE SI 888B TO PIPE	C5.30	NDEP-0201	PT / PT-13-018 / Sat	2080	HB2-10618 SH00110	10/7/2013
Comments: A surface examination was performed on the component weld to the requirements of ASME Section XI, 2007 Edition thru 2008 Addenda with satisfactory results.								
<b>Class 2 Category F-A</b>								
184600	202/WS-1	BIT TANK SUPPORT LEG	F1.40	NDEP-0613	VT / VT-13-005 / Sat	2080	HB2-10618 SH00058	10/4/2013
Comments: A visual examination was performed on the component support to the requirements of ASME Section XI, 2007 Edition thru 2008 Addenda with satisfactory results.								
176800	212/MS-1A-6017	WELDED SPRING SUPPORT	F1.20C	NDEP-0813	VT / VT-13-006 / Sat	3020	HB2-10618 SHT 71	10/2/2013
Comments: A visual examination was performed on the component support to the requirements of ASME Section XI, 2007 Edition thru 2008 Addenda with satisfactory results.								

Summary No.	Comp. ID	Comp. Desc.	Item	Procedure	Method/Report/Results	System	Dwg/ISO	Exam Date
182700	213/MS-18-1003	WELDED BOX RESTRAINT	F1.20B	NDEP-0613	VT / VT-13-007 / Sat	3020	HBR2-10618 SH00072	9/23/2013
Comments: A visual examination was performed on the component support to the requirements of ASME Section XI, 2007 Edition thru 2008 Addenda with satisfactory results.								
231500	221A/SI-20-186	WELDED BOX RESTRAINT	F1.20B	NDEP-0613	VT / VT-13-008 / Sat	2045	HBR2-10618 SH00083	10/3/2013
Comments: A visual examination was performed on the component support to the requirements of ASME Section XI, 2007 Edition thru 2008 Addenda with satisfactory results.								
237200	221B/SI-20-247	WELDED BOX RESTRAINT	F1.20B	NDEP-0301	MT / MT-13-004 / Sat	2045	HBR2-10618 SH00084	10/4/2013
				NDEP-0613	VT / VT-13-009 / Sat	2045	HBR2-10618 SH00084	10/3/2013
Comments: A visual examination was performed on the component support to the requirements of ASME Section XI, 2007 Edition thru 2008 Addenda with satisfactory results. A linear indication in the weld was initially identified and a magnetic particle examination was performed which concluded the indication was non relevant.								
261100	232/SI-9-N-21	WELDED SADDLE SUPPORT	F1.20A	NDEP-0613	VT / VT-13-010 / Sat	2080C	HBR2-10618 SH00094	9/18/2013
Comments: A visual examination was performed on the component support to the requirements of ASME Section XI, 2007 Edition thru 2008 Addenda with satisfactory results.								
270800	233/SI-20-6086	ROD HANGER	F1.20A	NDEP-0613	VT / VT-13-011 / Sat	2080	HBR2-10618 SH00096	10/2/2013
Comments: A visual examination was performed on the component support to the requirements of ASME Section XI, 2007 Edition thru 2008 Addenda with satisfactory results.								
270900	233/SI-20-935	CLOSED BOX RESTRAINT	F1.20B	NDEP-0613	VT / VT-13-012 / Sat	2080	HBR2-10618 SH00096	10/2/2013
Comments: A visual examination was performed on the component support to the requirements of ASME Section XI, 2007 Edition thru 2008 Addenda with satisfactory results.								
271100	233/SI-20-944	WELDED BOX RESTRAINT	F1.20B	NDEP-0613	VT / VT-13-013 / Sat	2080	HBR2-10618 SH00096	10/2/2013
Comments: A visual examination was performed on the component support to the requirements of ASME Section XI, 2007 Edition thru 2008 Addenda with satisfactory results.								
272600	233/SI-20A-85/1	STRUT RESTRAINT	F1.20B	NDEP-0613	VT / VT-13-014 / Sat	2080	HBR2-10618 SH00096	10/2/2013
Comments: A visual examination was performed on the component support to the requirements of ASME Section XI, 2007 Edition thru 2008 Addenda with satisfactory results.								
276300	234/SI-10-8	WELDED BOX RESTRAINT	F1.20B	NDEP-0613	VT / VT-13-015 / Sat	2080C	HBR2-10618 SH00097	9/16/2013
Comments: A visual examination was performed on the component support to the requirements of ASME Section XI, 2007 Edition thru 2008 Addenda with satisfactory results.								
288100	239/SI-4-6054	ROD HANGER	F1.20A	NDEP-0613	VT / VT-13-016 / Sat	2080	HBR2-10618 SH00105	10/2/2013
Comments: A visual examination was performed on the component support to the requirements of ASME Section XI, 2007 Edition thru 2008 Addenda with satisfactory results.								
301400	241/SI-4-89	PIPE CLAMP BOX RESTRAINT	F1.20B	NDEP-0613	VT / VT-13-017 / Sat	2080	HBR2-10618 SH00107	10/2/2013
Comments: A visual examination was performed on the component support to the requirements of ASME Section XI, 2007 Edition thru 2008 Addenda with satisfactory results.								
302000	241/SI-4-6112	WELDED SPRING SUPPORT	F1.20C	NDEP-0613	VT / VT-13-018 / Sat	2080	HBR2-10618 SH00107	10/12/2013
Comments: A visual examination was performed on the component support to the requirements of ASME Section XI, 2007 Edition thru 2008 Addenda with satisfactory results.								
529100	265/FW-2-6014	ANGLE IRON SUPPORT	F1.20A	NDEP-0613	VT / VT-13-282 / Sat	3065	HBR2-10618 SH00233	10/8/2013
Comments: A visual examination was performed on the component support to the requirements of ASME Section XI, 2007 Edition thru 2008 Addenda with satisfactory results.								

Summary No.	Comp. ID	Comp. Desc.	Item	Procedure	Method/Report/Results	System	Dwg/ISO	Exam Date
<b>Class 3 Category D-A</b>								
338700	303/A-WS-1-ATT	WELDED ATTACHMENT	D1.10	NDEP-0611	VT / VT-13-019 / Sat	4080	HBR2-10618 SH00116	10/10/2013
Comments: A visual examination was performed on the component welded attachment to the requirements of ASME Section XI, 2007 Edition thru 2008 Addenda with satisfactory results.								
338700	306/A-WS-1-ATT	WELDED ATTACHMENT	D1.10	NDEP-0611	VT / VT-13-022 / Sat	4060	HBR2-10618 SH00119	10/11/2013
Comments: A visual examination was performed on the component welded attachment to the requirements of ASME Section XI, 2007 Edition thru 2008 Addenda with satisfactory results.								
340900	313A/SW-14-825-ATT	WELDED ATTACHMENT	D1.20	NDEP-0611	VT / VT-13-025 / Eval	4060	HBR2-10618 SH00127	10/14/2013
Comments: A visual examination was performed on the component support to the requirements of ASME Section XI, 2007 Edition thru 2008 Addenda with unsatisfactory results. Loose anchor bolt was identified and AR 513535 evaluated the condition as acceptable as is.								
Evaluation Disposition	Based on the lack of continued degradation from 2006 and that any existing rust is located on one extreme edge of the baseplate outside of the anchor bolts, thrust block support SW-14-825 is acceptable in its current condition and can be considered operable.							
381000	326/AC-3-6280-ATT	WELDED ATTACHMENT	D1.20	NDEP-0611	VT / VT-13-032 / Sat	4080	HBR2-10618 SH00140	9/23/2013
Comments: A visual examination was performed on the component welded attachment to the requirements of ASME Section XI, 2007 Edition thru 2008 Addenda with satisfactory results.								
<b>Class 3 Category F-A</b>								
337100	303/A-WS-1	COMPONENT COOLING WATER HTX A	F1.40	NDEP-0613	VT / VT-13-020 / Sat	4080	HBR2-10618 SH00116	10/10/2013
Comments: A visual examination was performed on the component support to the requirements of ASME Section XI, 2007 Edition thru 2008 Addenda with satisfactory results.								
337200	303/A-WS-2	COMPONENT COOLING WATER HTX A	F1.40	NDEP-0613	VT / VT-13-021 / Eval	4080	HBR2-10618 SH00116	10/10/2013
Comments: A visual examination was performed on the component support to the requirements of ASME Section XI, 2007 Edition thru 2008 Addenda with unsatisfactory results. Small 2.5" chip like crack on the north west side of the concrete to base plate. AR 634820 was generated and evaluated as acceptable as is.								
Evaluation Disposition	The crack condition is only in the grout located between the baseplate and the concrete pedestal. The purpose of the grout pad is to allow for leveling of the baseplate and sufficient surface contact between the baseplate and the concrete pedestal. The grout is not accounted for in the structural design of the anchorage. Calculations 52212-C-037 and 52212-C-048 have been reviewed and since the grout is not accounted for in the structural design the cracked grout has no effect on the anchorage. The cracked/chipped grout is considered to be cosmetic and is acceptable to be left as is, no additional corrective actions are required.							
338900	306/A-WS-1	NON REGEN HTX NORTH SUPPORT	F1.40	NDEP-0613	VT / VT-13-023 / Sat	4060	HBR2-10618 SH00119	10/10/2013
Comments: A visual examination was performed on the component support to the requirements of ASME Section XI, 2007 Edition thru 2008 Addenda with satisfactory results.								
339000	306/A-WS-2	NON REGEN HTX WEST SUPPORT	F1.40	NDEP-0613	VT / VT-13-024 / Sat	4060	HBR2-10618 SH00119	10/10/2013
Comments: A visual examination was performed on the component support to the requirements of ASME Section XI, 2007 Edition thru 2008 Addenda with satisfactory results.								
341100	313A/SW-13-1001	SADDLE SUPPORT	F1.30B	NDEP-0613	VT / VT-13-026 / Sat	4060	HBR2-10618 SH00127	10/12/2013
Comments: A visual examination was performed on the component support to the requirements of ASME Section XI, 2007 Edition thru 2008 Addenda with satisfactory results.								
341200	313A/SW-13-1055	SADDLE SUPPORT	F1.30B	NDEP-0613	VT / VT-13-027 / Sat	4060	HBR2-10618 SH00127	10/12/2013
Comments: A visual examination was performed on the component support to the requirements of ASME Section XI, 2007 Edition thru 2008 Addenda with satisfactory results.								
341300	313A/SW-13-56	STRUT RESTRAINT	F1.30B	NDEP-0613	VT / VT-13-028 / Sat	4060	HBR2-10618 SH00127	10/12/2013
Comments: A visual examination was performed on the component support to the requirements of ASME Section XI, 2007 Edition thru 2008 Addenda with satisfactory results.								
341900	313A/SW-14-115	CLOSED BOX RESTRAINT	F1.30B	NDEP-0613	VT / VT-13-029 / Sat	4060	HBR2-10618 SH00127	10/11/2013
Comments: A visual examination was performed on the component support to the requirements of ASME Section XI, 2007 Edition thru 2008 Addenda with satisfactory results.								
342000	313A/SW-14-25	PEDESTAL SUPPORT	F1.30A	NDEP-0613	VT / VT-13-030 / Sat	4060	HBR2-10618 SH00127	10/11/2013
Comments: A visual examination was performed on the component support to the requirements of ASME Section XI, 2007 Edition thru 2008 Addenda with satisfactory results.								

Summary No.	Comp. ID	Comp. Desc.	Item	Procedure	Method/Report/Results	System	Dwg/ISO	Exam Date
342700	313A/SW-14-825	WELDED THRUST BLOCK SUPPORT	F1.30B	NDEP-0613	VT / VT-13-031 / Eval	4060	HBR2-10618 SH00127	10/14/2013
Comments: A visual examination was performed on the component support to the requirements of ASME Section XI, 2007 Edition thru 2008 Addenda with unsatisfactory results. Rust and debris present between the stanchion plate and shim. Rust present on west edge embed plate. Rust present on lower 1.5" of embed plate. Rust in minor and major diameter of lower east hilti and lower west hilti. Rust present on edges of stanchion plate where angle iron guides are (appear uncoated). AR 513535 evaluated the condition as acceptable as is.								
Evaluation Disposition	Based on the lack of continued degradation from 2006 and that any existing rust is located on one extreme edge of the baseplate outside of the anchor bolts, thrust block support SW-14-825 is acceptable in its current condition and can be considered operable.							
381800	326/AC-3-150/1	WELDED ANCHOR	F1.30B	NDEP-0613	VT / VT-13-033 / Sat	4080	HBR2-10618 SH00140	9/23/2013
Comments: A visual examination was performed on the component support to the requirements of ASME Section XI, 2007 Edition thru 2008 Addenda with satisfactory results.								
382100	326/AC-3-6260	WELDED ANCHOR	F1.30B	NDEP-0613	VT / VT-13-034 / Sat	4080	HBR2-10618 SH00140	9/23/2013
Comments: A visual examination was performed on the component support to the requirements of ASME Section XI, 2007 Edition thru 2008 Addenda with satisfactory results.								
384700	327/A-WS	WELDED STANCHION	F1.30B	NDEP-0613	VT / VT-13-035 / Sat	4080	HBR2-10618 SH00141	10/10/2013
Comments: A visual examination was performed on the component support to the requirements of ASME Section XI, 2007 Edition thru 2008 Addenda with satisfactory results.								
381400	330/AC-15-60	WELDED SADDLE SUPPORT	F1.30B	NDEP-0613	VT / VT-13-036 / Sat	7110	HBR2-10618 SH00144	9/16/2013
Comments: A visual examination was performed on the component support to the requirements of ASME Section XI, 2007 Edition thru 2008 Addenda with satisfactory results.								
395700	331A/C-1-M	WALL RESTRAINT	F1.30B	NDEP-0613	VT / VT-13-037 / Sat	3065	HBR2-10618 SH00146	10/17/2013
Comments: A visual examination was performed on the component support to the requirements of ASME Section XI, 2007 Edition thru 2008 Addenda with satisfactory results.								
396900	331B/C-1-795	CLEVIS ROD HANGER	F1.30A	NDEP-0613	VT / VT-13-038 / Sat	3065	HBR2-10618 SH00147	10/17/2013
Comments: A visual examination was performed on the component support to the requirements of ASME Section XI, 2007 Edition thru 2008 Addenda with satisfactory results.								
398900	332/FW-6A-1007	WELDED SNUBBER 28	F1.30C	NDEP-0613	VT / VT-13-039 / Sat	3050	HBR2-10618 SH00148	10/9/2013
Comments: A visual examination was performed on the component support to the requirements of ASME Section XI, 2007 Edition thru 2008 Addenda with satisfactory results.								
399000	332/FW-6A-9	WELDED STRUT RESTRAINT	F1.30B	NDEP-0613	VT / VT-13-040 / Sat	3050	HBR2-10618 SH00148	10/9/2013
Comments: A visual examination was performed on the component support to the requirements of ASME Section XI, 2007 Edition thru 2008 Addenda with satisfactory results.								
403100	334A/FW-1-1225	HORIZONTAL STRUT RESTRAINT	F1.30B	NDEP-0613	VT / VT-13-041 / Sat	3050	HBR2-10618 SH00151	10/9/2013
Comments: A visual examination was performed on the component support to the requirements of ASME Section XI, 2007 Edition thru 2008 Addenda with satisfactory results.								
406300	334B/FW-2-218	OPEN BOX RESTRAINT	F1.30B	NDEP-0613	VT / VT-13-042 / Sat	3065	HBR2-10618 SH00152	10/9/2013
Comments: A visual examination was performed on the component support to the requirements of ASME Section XI, 2007 Edition thru 2008 Addenda with satisfactory results.								
409200	343/A-WS-1	MDAFW PUMP A	F1.40	NDEP-0613	VT / VT-13-043 / Sat	3065	HBR2-10618 SH00161	10/10/2013
Comments: A visual examination was performed on the component support to the requirements of ASME Section XI, 2007 Edition thru 2008 Addenda with satisfactory results.								
409300	343/A-WS-2	MDAFW PUMP A	F1.40	NDEP-0613	VT / VT-13-044 / Sat	3065	HBR2-10618 SH00161	10/10/2013
Comments: A visual examination was performed on the component support to the requirements of ASME Section XI, 2007 Edition thru 2008 Addenda with satisfactory results.								
409800	344/A-WS	SFPC PUMP A	F1.40	NDEP-0613	VT / VT-13-045 / Sat	7110	HBR2-10618 SH00162	9/16/2013
Comments: A visual examination was performed on the component support to the requirements of ASME Section XI, 2007 Edition thru 2008 Addenda with satisfactory results.								

**TAB  
C  
AUGMENTED  
EXAMINATION  
SUMMARY**

Summary No.	Comp. ID	Comp. Desc.	Item	Procedure	Method/Report/Results	System	Dwg/ISO	Exam Date
Class 1 Category AUGMENT (N-722-1)								
3501	101/PEN 01	BOTTOM MOUNTED INSTRUMENTATION PEN 1	E-16	NDEP-0612	VT / VT-13-048 / Sat	1005	HBR2-10618 SH00001	9/27/2013
Comments: A visual examination was performed on the bottom mounted instrumentation surface to the requirements of ASME Section XI Code Case N-722-1 as required per 10CFR50.55a(g)(6)(ii)(E) with satisfactory results.								
3502	101/PEN 02	BOTTOM MOUNTED INSTRUMENTATION PEN 2	E-16	NDEP-0612	VT / VT-13-049 / Sat	1005	HBR2-10618 SH00001	9/27/2013
Comments: A visual examination was performed on the bottom mounted instrumentation surface to the requirements of ASME Section XI Code Case N-722-1 as required per 10CFR50.55a(g)(6)(ii)(E) with satisfactory results.								
3503	101/PEN 03	BOTTOM MOUNTED INSTRUMENTATION PEN 3	E-16	NDEP-0612	VT / VT-13-050 / Sat	1005	HBR2-10618 SH00001	9/27/2013
Comments: A visual examination was performed on the bottom mounted instrumentation surface to the requirements of ASME Section XI Code Case N-722-1 as required per 10CFR50.55a(g)(6)(ii)(E) with satisfactory results.								
3504	101/PEN 04	BOTTOM MOUNTED INSTRUMENTATION PEN 4	E-16	NDEP-0612	VT / VT-13-051 / Sat	1005	HBR2-10618 SH00001	9/27/2013
Comments: A visual examination was performed on the bottom mounted instrumentation surface to the requirements of ASME Section XI Code Case N-722-1 as required per 10CFR50.55a(g)(6)(ii)(E) with satisfactory results.								
3505	101/PEN 05	BOTTOM MOUNTED INSTRUMENTATION PEN 5	E-16	NDEP-0612	VT / VT-13-052 / Sat	1005	HBR2-10618 SH00001	9/27/2013
Comments: A visual examination was performed on the bottom mounted instrumentation surface to the requirements of ASME Section XI Code Case N-722-1 as required per 10CFR50.55a(g)(6)(ii)(E) with satisfactory results.								
3506	101/PEN 06	BOTTOM MOUNTED INSTRUMENTATION PEN 6	E-16	NDEP-0612	VT / VT-13-053 / Sat	1005	HBR2-10618 SH00001	9/27/2013
Comments: A visual examination was performed on the bottom mounted instrumentation surface to the requirements of ASME Section XI Code Case N-722-1 as required per 10CFR50.55a(g)(6)(ii)(E) with satisfactory results.								
3507	101/PEN 07	BOTTOM MOUNTED INSTRUMENTATION PEN 7	E-16	NDEP-0612	VT / VT-13-054 / Sat	1005	HBR2-10618 SH00001	9/27/2013
Comments: A visual examination was performed on the bottom mounted instrumentation surface to the requirements of ASME Section XI Code Case N-722-1 as required per 10CFR50.55a(g)(6)(ii)(E) with satisfactory results.								
3508	101/PEN 08	BOTTOM MOUNTED INSTRUMENTATION PEN 8	E-16	NDEP-0612	VT / VT-13-055 / Sat	1005	HBR2-10618 SH00001	9/27/2013
Comments: A visual examination was performed on the bottom mounted instrumentation surface to the requirements of ASME Section XI Code Case N-722-1 as required per 10CFR50.55a(g)(6)(ii)(E) with satisfactory results.								
3509	101/PEN 09	BOTTOM MOUNTED INSTRUMENTATION PEN 9	E-16	NDEP-0612	VT / VT-13-056 / Sat	1005	HBR2-10618 SH00001	9/27/2013
Comments: A visual examination was performed on the bottom mounted instrumentation surface to the requirements of ASME Section XI Code Case N-722-1 as required per 10CFR50.55a(g)(6)(ii)(E) with satisfactory results.								
3510	101/PEN 10	BOTTOM MOUNTED INSTRUMENTATION PEN 10	E-16	NDEP-0612	VT / VT-13-057 / Sat	1005	HBR2-10618 SH00001	9/27/2013
Comments: A visual examination was performed on the bottom mounted instrumentation surface to the requirements of ASME Section XI Code Case N-722-1 as required per 10CFR50.55a(g)(6)(ii)(E) with satisfactory results.								
3511	101/PEN 11	BOTTOM MOUNTED INSTRUMENTATION PEN 11	E-16	NDEP-0612	VT / VT-13-058 / Sat	1005	HBR2-10618 SH00001	9/27/2013
Comments: A visual examination was performed on the bottom mounted instrumentation surface to the requirements of ASME Section XI Code Case N-722-1 as required per 10CFR50.55a(g)(6)(ii)(E) with satisfactory results.								
3512	101/PEN 12	BOTTOM MOUNTED INSTRUMENTATION PEN 12	E-16	NDEP-0612	VT / VT-13-059 / Sat	1005	HBR2-10618 SH00001	9/27/2013
Comments: A visual examination was performed on the bottom mounted instrumentation surface to the requirements of ASME Section XI Code Case N-722-1 as required per 10CFR50.55a(g)(6)(ii)(E) with satisfactory results.								
3513	101/PEN 13	BOTTOM MOUNTED INSTRUMENTATION PEN 13	E-16	NDEP-0612	VT / VT-13-060 / Sat	1005	HBR2-10618 SH00001	9/27/2013
Comments: A visual examination was performed on the bottom mounted instrumentation surface to the requirements of ASME Section XI Code Case N-722-1 as required per 10CFR50.55a(g)(6)(ii)(E) with satisfactory results.								



Summary No.	Comp. ID	Comp. Desc.	Item	Procedure	Method/Report/Results	System	Dwg/ISO	Exam Date
3514	101/PEN 14	BOTTOM MOUNTED INSTRUMENTATION PEN 14	E-16	NDEP-0612	VT / VT-13-061 / Sat	1005	HBR2-10618 SH00001	9/27/2013
Comments: A visual examination was performed on the bottom mounted instrumentation surface to the requirements of ASME Section XI Code Case N-722-1 as required per 10CFR50.55a(g)(6)(ii)(E) with satisfactory results.								
3515	101/PEN 15	BOTTOM MOUNTED INSTRUMENTATION PEN 15	E-16	NDEP-0612	VT / VT-13-062 / Sat	1005	HBR2-10618 SH00001	9/27/2013
Comments: A visual examination was performed on the bottom mounted instrumentation surface to the requirements of ASME Section XI Code Case N-722-1 as required per 10CFR50.55a(g)(6)(ii)(E) with satisfactory results.								
3516	101/PEN 16	BOTTOM MOUNTED INSTRUMENTATION PEN 16	E-16	NDEP-0612	VT / VT-13-063 / Sat	1005	HBR2-10618 SH00001	9/27/2013
Comments: A visual examination was performed on the bottom mounted instrumentation surface to the requirements of ASME Section XI Code Case N-722-1 as required per 10CFR50.55a(g)(6)(ii)(E) with satisfactory results.								
3517	101/PEN 17	BOTTOM MOUNTED INSTRUMENTATION PEN 17	E-16	NDEP-0612	VT / VT-13-064 / Sat	1005	HBR2-10618 SH00001	9/27/2013
Comments: A visual examination was performed on the bottom mounted instrumentation surface to the requirements of ASME Section XI Code Case N-722-1 as required per 10CFR50.55a(g)(6)(ii)(E) with satisfactory results.								
3518	101/PEN 18	BOTTOM MOUNTED INSTRUMENTATION PEN 18	E-16	NDEP-0612	VT / VT-13-065 / Sat	1005	HBR2-10618 SH00001	9/27/2013
Comments: A visual examination was performed on the bottom mounted instrumentation surface to the requirements of ASME Section XI Code Case N-722-1 as required per 10CFR50.55a(g)(6)(ii)(E) with satisfactory results.								
3519	101/PEN 19	BOTTOM MOUNTED INSTRUMENTATION PEN 19	E-16	NDEP-0612	VT / VT-13-066 / Sat	1005	HBR2-10618 SH00001	9/27/2013
Comments: A visual examination was performed on the bottom mounted instrumentation surface to the requirements of ASME Section XI Code Case N-722-1 as required per 10CFR50.55a(g)(6)(ii)(E) with satisfactory results.								
3520	101/PEN 20	BOTTOM MOUNTED INSTRUMENTATION PEN 20	E-16	NDEP-0612	VT / VT-13-067 / Sat	1005	HBR2-10618 SH00001	9/27/2013
Comments: A visual examination was performed on the bottom mounted instrumentation surface to the requirements of ASME Section XI Code Case N-722-1 as required per 10CFR50.55a(g)(6)(ii)(E) with satisfactory results.								
3521	101/PEN 21	BOTTOM MOUNTED INSTRUMENTATION PEN 21	E-16	NDEP-0612	VT / VT-13-068 / Sat	1005	HBR2-10618 SH00001	9/27/2013
Comments: A visual examination was performed on the bottom mounted instrumentation surface to the requirements of ASME Section XI Code Case N-722-1 as required per 10CFR50.55a(g)(6)(ii)(E) with satisfactory results.								
3522	101/PEN 22	BOTTOM MOUNTED INSTRUMENTATION PEN 22	E-16	NDEP-0612	VT / VT-13-069 / Sat	1005	HBR2-10618 SH00001	9/27/2013
Comments: A visual examination was performed on the bottom mounted instrumentation surface to the requirements of ASME Section XI Code Case N-722-1 as required per 10CFR50.55a(g)(6)(ii)(E) with satisfactory results.								
3523	101/PEN 23	BOTTOM MOUNTED INSTRUMENTATION PEN 23	E-16	NDEP-0612	VT / VT-13-070 / Sat	1005	HBR2-10618 SH00001	9/27/2013
Comments: A visual examination was performed on the bottom mounted instrumentation surface to the requirements of ASME Section XI Code Case N-722-1 as required per 10CFR50.55a(g)(6)(ii)(E) with satisfactory results.								
3524	101/PEN 24	BOTTOM MOUNTED INSTRUMENTATION PEN 24	E-16	NDEP-0612	VT / VT-13-071 / Sat	1005	HBR2-10618 SH00001	9/27/2013
Comments: A visual examination was performed on the bottom mounted instrumentation surface to the requirements of ASME Section XI Code Case N-722-1 as required per 10CFR50.55a(g)(6)(ii)(E) with satisfactory results.								
3525	101/PEN 25	BOTTOM MOUNTED INSTRUMENTATION PEN 25	E-16	NDEP-0612	VT / VT-13-072 / Sat	1005	HBR2-10618 SH00001	9/27/2013
Comments: A visual examination was performed on the bottom mounted instrumentation surface to the requirements of ASME Section XI Code Case N-722-1 as required per 10CFR50.55a(g)(6)(ii)(E) with satisfactory results.								
3526	101/PEN 26	BOTTOM MOUNTED INSTRUMENTATION PEN 26	E-16	NDEP-0612	VT / VT-13-073 / Sat	1005	HBR2-10618 SH00001	9/27/2013
Comments: A visual examination was performed on the bottom mounted instrumentation surface to the requirements of ASME Section XI Code Case N-722-1 as required per 10CFR50.55a(g)(6)(ii)(E) with satisfactory results.								

Summary No.	Comp. ID	Comp. Desc.	Item	Procedure	Method/Report/Results	System	Dwg/ISO	Exam Date
3527	101/PEN 27	BOTTOM MOUNTED INSTRUMENTATION PEN 27	E-16	NDEP-0612	VT / VT-13-074 / Sat	1005	HBR2-10618 SH00001	9/27/2013
Comments: A visual examination was performed on the bottom mounted instrumentation surface to the requirements of ASME Section XI Code Case N-722-1 as required per 10CFR50.55a(g)(6)(ii)(E) with satisfactory results.								
3528	101/PEN 28	BOTTOM MOUNTED INSTRUMENTATION PEN 28	E-16	NDEP-0612	VT / VT-13-075 / Sat	1005	HBR2-10618 SH00001	9/27/2013
Comments: A visual examination was performed on the bottom mounted instrumentation surface to the requirements of ASME Section XI Code Case N-722-1 as required per 10CFR50.55a(g)(6)(ii)(E) with satisfactory results.								
3529	101/PEN 29	BOTTOM MOUNTED INSTRUMENTATION PEN 29	E-16	NDEP-0612	VT / VT-13-076 / Sat	1005	HBR2-10618 SH00001	9/27/2013
Comments: A visual examination was performed on the bottom mounted instrumentation surface to the requirements of ASME Section XI Code Case N-722-1 as required per 10CFR50.55a(g)(6)(ii)(E) with satisfactory results.								
3530	101/PEN 30	BOTTOM MOUNTED INSTRUMENTATION PEN 30	E-16	NDEP-0612	VT / VT-13-077 / Sat	1005	HBR2-10618 SH00001	9/27/2013
Comments: A visual examination was performed on the bottom mounted instrumentation surface to the requirements of ASME Section XI Code Case N-722-1 as required per 10CFR50.55a(g)(6)(ii)(E) with satisfactory results.								
3531	101/PEN 31	BOTTOM MOUNTED INSTRUMENTATION PEN 31	E-16	NDEP-0612	VT / VT-13-078 / Sat	1005	HBR2-10618 SH00001	9/27/2013
Comments: A visual examination was performed on the bottom mounted instrumentation surface to the requirements of ASME Section XI Code Case N-722-1 as required per 10CFR50.55a(g)(6)(ii)(E) with satisfactory results.								
3532	101/PEN 32	BOTTOM MOUNTED INSTRUMENTATION PEN 32	E-16	NDEP-0612	VT / VT-13-079 / Sat	1005	HBR2-10618 SH00001	9/27/2013
Comments: A visual examination was performed on the bottom mounted instrumentation surface to the requirements of ASME Section XI Code Case N-722-1 as required per 10CFR50.55a(g)(6)(ii)(E) with satisfactory results.								
3533	101/PEN 33	BOTTOM MOUNTED INSTRUMENTATION PEN 33	E-16	NDEP-0612	VT / VT-13-080 / Sat	1005	HBR2-10618 SH00001	9/27/2013
Comments: A visual examination was performed on the bottom mounted instrumentation surface to the requirements of ASME Section XI Code Case N-722-1 as required per 10CFR50.55a(g)(6)(ii)(E) with satisfactory results.								
3534	101/PEN 34	BOTTOM MOUNTED INSTRUMENTATION PEN 34	E-16	NDEP-0612	VT / VT-13-081 / Sat	1005	HBR2-10618 SH00001	9/27/2013
Comments: A visual examination was performed on the bottom mounted instrumentation surface to the requirements of ASME Section XI Code Case N-722-1 as required per 10CFR50.55a(g)(6)(ii)(E) with satisfactory results.								
3535	101/PEN 35	BOTTOM MOUNTED INSTRUMENTATION PEN 35	E-16	NDEP-0612	VT / VT-13-082 / Sat	1005	HBR2-10618 SH00001	9/27/2013
Comments: A visual examination was performed on the bottom mounted instrumentation surface to the requirements of ASME Section XI Code Case N-722-1 as required per 10CFR50.55a(g)(6)(ii)(E) with satisfactory results.								
3536	101/PEN 36	BOTTOM MOUNTED INSTRUMENTATION PEN 36	E-16	NDEP-0612	VT / VT-13-083 / Sat	1005	HBR2-10618 SH00001	9/27/2013
Comments: A visual examination was performed on the bottom mounted instrumentation surface to the requirements of ASME Section XI Code Case N-722-1 as required per 10CFR50.55a(g)(6)(ii)(E) with satisfactory results.								
3537	101/PEN 37	BOTTOM MOUNTED INSTRUMENTATION PEN 37	E-16	NDEP-0612	VT / VT-13-084 / Sat	1005	HBR2-10618 SH00001	9/27/2013
Comments: A visual examination was performed on the bottom mounted instrumentation surface to the requirements of ASME Section XI Code Case N-722-1 as required per 10CFR50.55a(g)(6)(ii)(E) with satisfactory results.								
3538	101/PEN 38	BOTTOM MOUNTED INSTRUMENTATION PEN 38	E-16	NDEP-0612	VT / VT-13-085 / Sat	1005	HBR2-10618 SH00001	9/27/2013
Comments: A visual examination was performed on the bottom mounted instrumentation surface to the requirements of ASME Section XI Code Case N-722-1 as required per 10CFR50.55a(g)(6)(ii)(E) with satisfactory results.								
3539	101/PEN 39	BOTTOM MOUNTED INSTRUMENTATION PEN 39	E-16	NDEP-0612	VT / VT-13-086 / Sat	1005	HBR2-10618 SH00001	9/27/2013
Comments: A visual examination was performed on the bottom mounted instrumentation surface to the requirements of ASME Section XI Code Case N-722-1 as required per 10CFR50.55a(g)(6)(ii)(E) with satisfactory results.								

Summary No.	Comp. ID	Comp. Desc.	Item	Procedure	Method/Report/Results	System	Dwg/ISO	Exam Date
3540	101/PEN 40	BOTTOM MOUNTED INSTRUMENTATION PEN 40	E-16	NDEP-0612	VT / VT-13-087 / Sat	1005	HBR2-10618 SH00001	9/27/2013
Comments: A visual examination was performed on the bottom mounted instrumentation surface to the requirements of ASME Section XI Code Case N-722-1 as required per 10CFR50.55a(g)(6)(ii)(E) with satisfactory results.								
3541	101/PEN 41	BOTTOM MOUNTED INSTRUMENTATION PEN 41	E-16	NDEP-0612	VT / VT-13-088 / Sat	1005	HBR2-10618 SH00001	9/27/2013
Comments: A visual examination was performed on the bottom mounted instrumentation surface to the requirements of ASME Section XI Code Case N-722-1 as required per 10CFR50.55a(g)(6)(ii)(E) with satisfactory results.								
3542	101/PEN 42	BOTTOM MOUNTED INSTRUMENTATION PEN 42	E-16	NDEP-0612	VT / VT-13-089 / Sat	1005	HBR2-10618 SH00001	9/27/2013
Comments: A visual examination was performed on the bottom mounted instrumentation surface to the requirements of ASME Section XI Code Case N-722-1 as required per 10CFR50.55a(g)(6)(ii)(E) with satisfactory results.								
3543	101/PEN 43	BOTTOM MOUNTED INSTRUMENTATION PEN 43	E-16	NDEP-0612	VT / VT-13-090 / Sat	1005	HBR2-10618 SH00001	9/27/2013
Comments: A visual examination was performed on the bottom mounted instrumentation surface to the requirements of ASME Section XI Code Case N-722-1 as required per 10CFR50.55a(g)(6)(ii)(E) with satisfactory results.								
3544	101/PEN 44	BOTTOM MOUNTED INSTRUMENTATION PEN 44	E-16	NDEP-0612	VT / VT-13-091 / Sat	1005	HBR2-10618 SH00001	9/27/2013
Comments: A visual examination was performed on the bottom mounted instrumentation surface to the requirements of ASME Section XI Code Case N-722-1 as required per 10CFR50.55a(g)(6)(ii)(E) with satisfactory results.								
3546	101/PEN 45	BOTTOM MOUNTED INSTRUMENTATION PEN 45	E-16	NDEP-0612	VT / VT-13-092 / Sat	1005	HBR2-10618 SH00001	9/27/2013
Comments: A visual examination was performed on the bottom mounted instrumentation surface to the requirements of ASME Section XI Code Case N-722-1 as required per 10CFR50.55a(g)(6)(ii)(E) with satisfactory results.								
3548	101/PEN 46	BOTTOM MOUNTED INSTRUMENTATION PEN 46	E-16	NDEP-0612	VT / VT-13-093 / Sat	1005	HBR2-10618 SH00001	9/27/2013
Comments: A visual examination was performed on the bottom mounted instrumentation surface to the requirements of ASME Section XI Code Case N-722-1 as required per 10CFR50.55a(g)(6)(ii)(E) with satisfactory results.								
3547	101/PEN 47	BOTTOM MOUNTED INSTRUMENTATION PEN 47	E-16	NDEP-0612	VT / VT-13-094 / Sat	1005	HBR2-10618 SH00001	9/27/2013
Comments: A visual examination was performed on the bottom mounted instrumentation surface to the requirements of ASME Section XI Code Case N-722-1 as required per 10CFR50.55a(g)(6)(ii)(E) with satisfactory results.								
3548	101/PEN 48	BOTTOM MOUNTED INSTRUMENTATION PEN 48	E-16	NDEP-0612	VT / VT-13-095 / Sat	1005	HBR2-10618 SH00001	9/27/2013
Comments: A visual examination was performed on the bottom mounted instrumentation surface to the requirements of ASME Section XI Code Case N-722-1 as required per 10CFR50.55a(g)(6)(ii)(E) with satisfactory results.								
3549	101/PEN 49	BOTTOM MOUNTED INSTRUMENTATION PEN 49	E-16	NDEP-0612	VT / VT-13-096 / Sat	1005	HBR2-10618 SH00001	9/27/2013
Comments: A visual examination was performed on the bottom mounted instrumentation surface to the requirements of ASME Section XI Code Case N-722-1 as required per 10CFR50.55a(g)(6)(ii)(E) with satisfactory results.								
3550	101/PEN 50	BOTTOM MOUNTED INSTRUMENTATION PEN 50	E-16	NDEP-0612	VT / VT-13-097 / Sat	1005	HBR2-10618 SH00001	9/27/2013
Comments: A visual examination was performed on the bottom mounted instrumentation surface to the requirements of ASME Section XI Code Case N-722-1 as required per 10CFR50.55a(g)(6)(ii)(E) with satisfactory results.								

Summary No.	Comp. ID	Comp. Desc.	Item	Procedure	Method/Report/Results	System	Dwg/ISO	Exam Date
<b>Class 1 Category AUGMENT (N-770-1)</b>								
35203	107/01DM	LOOP "A" HOT LEG NOZZLE TO SAFE END	E-17	NDEP-0612	VT / VT-13-098 / Sat	1005	HBR2-10618 SH00010	10/26/2013
Comments: A visual examination was performed on the reactor vessel hot leg loop "A" dissimilar metal weld surface to the requirements of ASME Section XI Code Case N-722-1 as required per 10CFR50.55a(g)(8)(ii)(E) with satisfactory results.								
36903	107/14DM	LOOP "A" COLD LEG SAFE END TO NOZZLE	E-17	54-9171720	UT / VE-13-006 / Sat	1005	HBR2-10618 SH00010	10/27/2013
Comments: An inside diameter automated volumetric (encoded phased array ultrasonic technique) and inside diameter surface examination (eddy current) was performed on the component dissimilar metal weld to the requirements of ASME Section XI Code Case N 770-1 as modified by 10CFR50.55a(g)(6)(ii)(F). Indications identified on the previous examinations (MRP-139) performed in 2008 (RO-25) and (Code Case N-770-1) performed in 2011 (RO-27) have remained essentially unchanged.								
37003	107A/01DM	LOOP "B" HOT LEG NOZZLE TO SAFE END	E-17	NDEP-0612	VT / VT-13-099 / Sat	1005	HBR2-10618 SH00011	10/26/2013
Comments: A visual examination was performed on the reactor vessel hot leg loop "B" dissimilar metal weld surface to the requirements of ASME Section XI Code Case N-722-1 as required per 10CFR50.55a(g)(8)(ii)(E) with satisfactory results.								
38703	107A/14DM	LOOP "B" COLD LEG SAFE END TO NOZZLE	E-17	54-9171720	UT / VE-13-007 / Sat	1005	HBR2-10618 SH00011	10/27/2013
Comments: An inside diameter automated volumetric (encoded phased array ultrasonic technique) and inside diameter surface examination (eddy current) was performed on the component dissimilar metal weld to the requirements of ASME Section XI Code Case N 770-1 as modified by 10CFR50.55a(g)(6)(ii)(F). Indications identified on the previous examinations (MRP-139) performed in 2008 (RO-25) and (Code Case N-770-1) performed in 2011 (RO-27) have remained essentially unchanged.								
38803	107B/01DM	LOOP "C" HOT LEG NOZZLE TO SAFE END	E-17	NDEP-0612	VT / VT-13-100 / Sat	1005	HBR2-10618 SH00012	10/26/2013
Comments: A visual examination was performed on the reactor vessel hot leg loop "C" dissimilar metal weld surface to the requirements of ASME Section XI Code Case N-722-1 as required per 10CFR50.55a(g)(8)(ii)(E) with satisfactory results.								
40503	107B/14DM	LOOP "C" COLD LEG SAFE END TO NOZZLE	E-17	54-9171720	UT / VE-13-008 / Sat	1005	HBR2-10618 SH00012	10/27/2013
Comments: An inside diameter automated volumetric (encoded phased array ultrasonic technique) and inside diameter surface examination (eddy current) was performed on the component dissimilar metal weld to the requirements of ASME Section XI Code Case N 770-1 as modified by 10CFR50.55a(g)(6)(ii)(F). Indications identified on the previous examinations (MRP-139) performed in 2008 (RO-25) and (Code Case N-770-1) performed in 2011 (RO-27) have remained essentially unchanged.								
<b>Class 2 Category AUGMENT</b>								
192300	215/79-13-A	S/G A NOZZLE TO ELBOW	E-1	NDEP-0437	UT / UT-13-003 / Sat	3050	HBR2-10618 SH00074	9/30/2013
Comments: A volumetric examination was performed on the component to the requirements of Augment E-1 (NRC Bulletin 79-13) with satisfactory results.								
197200	216/79-13-B	S/G B NOZZLE TO ELBOW	E-1	NDEP-0437	UT / UT-13-002 / Sat	3050	HBR2-10618 SH00075	9/30/2013
Comments: A volumetric examination was performed on the component to the requirements of Augment E-1 (NRC Bulletin 79-13) with satisfactory results.								
201000	217/79-13-C	S/G C NOZZLE TO ELBOW	E-1	NDEP-0437	UT / UT-13-001 / Sat	3050	HBR2-10618 SH00076	10/2/2013
Comments: A volumetric examination was performed on the component to the requirements of Augment E-1 (NRC Bulletin 79-13) with satisfactory results.								

**TAB  
D  
PRESERVICE  
EXAMINATION  
SUMMARY**

Summary No.	Comp. ID	Comp. Desc.	Item	Procedure	Method/Report/Results	System	Dwg/ISO	Exam Date
<b>Class 1 Category B-G-1</b>								
14701	101B/N01 - 101B/N50	REACTOR VESSEL NUTS 1- 50	B6.10	NDEP-0611	VT / VE-13-004 / Sat	1005	HBR2-10618 SH00003	10/14/2013
Comments: A preservice visual examination was performed on the replacement reactor vessel hydra nuts to the requirements of ASME Section XI, 2007 Edition thru 2008 Addenda with satisfactory results.								
24701	101B/W01 - 101B/W50	REACTOR VESSEL WASHER 1 - 50	B6.50	NDEP-0611	VT / VE-13-005 / Sat	1005	HBR2-10618 SH00003	10/11/2013
Comments: A preservice visual examination was performed on the reactor vessel replacement hydra washers to the requirements of ASME Section XI, 2007 Edition thru 2008 Addenda with satisfactory results.								
<b>Class 2 Category F-A</b>								
263100	232/Y	PEDESTAL SUPPORT	F1.20A	NDEP-0613	VT / VT-13-280 / Sat	2080C	HBR2-10618 SH00094	10/1/2013
Comments: A pre-service visual examination was performed on the component support to the requirements of ASME Section XI, 2007 Edition thru 2008 Addenda with satisfactory results.								
276200	234/A	U-BOLT RESTRAINT	F1.20B	NDEP-0613	VT / VT-13-004 / Sat	2080C	HBR2-10618 SH00097	10/1/2013
Comments: A pre-service visual examination was performed on the component support to the requirements of ASME Section XI, 2007 Edition thru 2008 Addenda with satisfactory results.								

**TAB  
E  
PRESSURE  
TEST  
SUMMARY**

The table below lists the completed pressure tests performed from the start of the Fifth Ten Year Interval (7/20/2012) through the end of Refueling Outage RO-28 (11/5/2013) which are included in the First Period of the Fifth Ten Year Interval. The pressure tests were performed to the requirements of ASME Section XI, 2007 Edition through the 2008 Addenda.

SYSTEM	DESCRIPTION	COMPLETION DATE	PROCEDURE	RESULTS
RCS	INSERVICE INSPECTION PRESSURE RETAINING VT-2 BOLTING EXAMINATION OF THE REACTOR COOLANT SYSTEM (REFUELING SHUTDOWN INTERVAL)	9/29/2013	*EST-083-1	SAT
RCS	INSERVICE INSPECTION PRESSURE RETAINING VT-2 BOLTING EXAMINATION OF THE REACTOR COOLANT SYSTEM (REFUELING SHUTDOWN INTERVAL)	11/3/2013	*EST-083-2	SAT
CCW	ISI PRESSURE TESTING OF COMPONENT COOLING WATER TO CRD COOLER, RCP-A, B, AND C, AND EXCESS LETDOWN HEAT EXCHANGER (EACH ISI PROGRAM INSPECTION PERIOD)	10/30/2013	EST-076	SAT
FW	ISI PRESSURE TESTING OF THE FEEDWATER SYSTEM (EACH ISI PROGRAM INSPECTION PERIOD)	6/12/2013	EST-077	SAT
CCW	INSERVICE INSPECTION PRESSURE TESTING OF COMPONENT COOLING WATER SYSTEM INSIDE THE AUXILIARY BUILDING(EACH ISI PROGRAM IN SPECTION PERIOD)	5/7/2013	EST-088	SAT
SI, CV SPRAY	INSERVICE INSPECTION PRESSURE TESTING OF SAFETY INJECTION SYSTEM AND CONTAINMENT SPRAY PUMP SUCTION PIPING (EACH ISI PROGRAM INSPECTION PERIOD)	4/10/2013	EST-091	SAT
CV SPRAY	INSERVICE INSPECTION PRESSURE TESTING OF THE SPRAY ADDITIVE TANK AND ASSOCIATED PIPING (EACH ISI PROGRAM INSPECTION PERIOD)	10/24/2013	EST-092	SAT
CVCS	INSERVICE INSPECTION PRESSURE TESTING OF THE CHEMICAL AND VOLUME CONTROL SYSTEM(EACH ISI PROGRAM INSPECTION PERIOD)	5/22/2013	EST-093	SAT
CVCS	INSERVICE INSPECTION PRESSURE TESTING OF THE CHEMICAL AND VOLUME CONTROL SYSTEM INSIDE CONTAINMENT(EACH ISI PROGRAM INSPECTION PERIOD)	9/4/2013	EST-127	SAT
SI	INSERVICE INSPECTION PRESSURE TESTING OF THE SIS ACCUMULATORS AND ASSOCIATED CLASS 2 PIPING INSIDE CONTAINMENT(EACH ISI PROGRAM INSPECTION PERIOD)	9/4/2013	EST-129	SAT



**TAB  
F  
IWE/IWL  
EXAMINATION  
SUMMARY**

Summary No.	Comp. ID	Component Description	Item No.	Procedure	Method/Report/Results	System	Dwg/ISO	Exam Date
Class CC Category L-A								
026000	CONC-01	CONCRETE 0° - 90° DEGREES	L1.11	NDEP-0620	VT / VT-13-101 / Eval	8010	HBR2-10618 SH00190	9/16/2013
Comments: A visual examination was performed on the concrete surface to the requirements of ASME Section XI, 2001 Edition thru 2003 Addenda with unsatisfactory results. Conditions identified were evaluated as acceptable as is and documented in AR 632078, no further action required.								
Evaluation Disposition: Acceptable: The report forms above indicate either previously accepted items, original construction materials left from the initial concrete placement, unpatched support holes, minor rusting, and some pop outs. All are cosmetic in nature and will not affect the structural integrity or leak tightness of the containment. No action is required.								
027000	CONC-02	CONCRETE 90° - 180° DEGREES	L1.11	NDEP-0620	VT / VT-13-102 / Eval	8010	HBR2-10618 SH00191	9/16/2013
Comments: A visual examination was performed on the concrete surface to the requirements of ASME Section XI, 2001 Edition thru 2003 Addenda with unsatisfactory results. Conditions identified were evaluated as acceptable as is and documented in AR 632078, no further action required.								
Evaluation Disposition: Acceptable: The report forms above indicate either previously accepted items, original construction materials left from the initial concrete placement, unpatched support holes, minor rusting, and some pop outs. All are cosmetic in nature and will not affect the structural integrity or leak tightness of the containment. No action is required.								
028000	CONC-03	CONCRETE 180° - 270° DEGREES	L1.11	NDEP-0620	VT / VT-13-103 / Eval	8010	HBR2-10618 SH00192	9/16/2013
Comments: A visual examination was performed on the concrete surface to the requirements of ASME Section XI, 2001 Edition thru 2003 Addenda with unsatisfactory results. Conditions identified were evaluated as acceptable as is and documented in AR 632078, no further action required.								
Evaluation Disposition: Acceptable: The report forms above indicate either previously accepted items, original construction materials left from the initial concrete placement, unpatched support holes, minor rusting, and some pop outs. All are cosmetic in nature and will not affect the structural integrity or leak tightness of the containment. No action is required.								
029000	CONC-04	CONCRETE 270° - 0° DEGREES	L1.11	NDEP-0620	VT / VT-13-104 / Eval	8010	HBR2-10618 SH00193	9/16/2013
Comments: A visual examination was performed on the concrete surface to the requirements of ASME Section XI, 2001 Edition thru 2003 Addenda with unsatisfactory results. Conditions identified were evaluated as acceptable as is and documented in AR 632078, no further action required.								
Evaluation Disposition: Acceptable: The report forms above indicate either previously accepted items, original construction materials left from the initial concrete placement, unpatched support holes, minor rusting, and some pop outs. All are cosmetic in nature and will not affect the structural integrity or leak tightness of the containment. No action is required.								
030000	CONC-AL	CONCRETE AIRLOCK AREA SURFACE	L1.11	NDEP-0620	VT / VT-13-105 / Sat	8010	HBR2-10618 SH00191	9/16/2013
Comments: A visual examination was performed on the concrete surface to the requirements of ASME Section XI, 2001 Edition thru 2003 Addenda with satisfactory results.								
031000	CONC-BIT	CONCRETE BORON INJECTION TANK ROOM SURFACE	L1.11	NDEP-0620	VT / VT-13-106 / Sat	8010	HBR2-10618 SH00190	9/16/2013
Comments: A visual examination was performed on the concrete surface to the requirements of ASME Section XI, 2001 Edition thru 2003 Addenda with satisfactory results.								
032000	CONC-DOME	CONCRETE DOME SURFACE	L1.11	NDEP-0620	VT / VT-13-107 / Eval	8010	HBR2-10618 SH00194	9/16/2013
Comments: A visual examination was performed on the concrete dome surface to the requirements of ASME Section XI, 2001 Edition thru 2003 Addenda with unsatisfactory results. Conditions identified were evaluated as acceptable as is and documented in AR 632078, no further action required.								
Evaluation Disposition: Acceptable: The report forms above indicate either previously accepted items, original construction materials left from the initial concrete placement, unpatched support holes, minor rusting, and some pop outs. All are cosmetic in nature and will not affect the structural integrity or leak tightness of the containment. No action is required.								

Summary No.	Comp. ID	Component Description	Item No.	Procedure	Method/Report/Results	System	Dwg/ISO	Exam Date
033000	CONC-EH	CONCRETE EQUIPMENT HATCH AREA 226' TO 252' SURFACE	L1.11	NDEP-0620	VT / VT-13-108 / Sat	8010	HBR2-10618 SH00192	9/16/2013
Comments: A visual examination was performed on the concrete surface to the requirements of ASME Section XI, 2001 Edition thru 2003 Addenda with satisfactory results.								
034000	CONC-NCV	CONCRETE CABLE VAULT ROOM NORTH SURFACE	L1.11	NDEP-0620	VT / VT-13-109 / Eval	8010	HBR2-10618 SH00191	9/21/2013
Comments: A visual examination was performed on the concrete surface to the requirements of ASME Section XI, 2001 Edition thru 2003 Addenda with unsatisfactory results. Conditions identified were evaluated as acceptable as is and documented in AR 632078, no further action required.								
Evaluation Disposition	Acceptable: The report forms above indicate either previously accepted items, original construction materials left from the initial concrete placement, unpatched support holes, minor rusting, and some pop outs. All are cosmetic in nature and will not affect the structural integrity or leak tightness of the containment. No action is required.							
035000	CONC-PA	CONCRETE PIPE ALLEY SURFACE	L1.11	NDEP-0620	VT / VT-13-110 / Sat	8010	HBR2-10618 SH00190 &	9/23/2013
Comments: A visual examination was performed on the concrete surface to the requirements of ASME Section XI, 2001 Edition thru 2003 Addenda with satisfactory results.								
036000	CONC-PIR	CONCRETE PURGE INLET ROOM	L1.11	NDEP-0620	VT / VT-13-111 / Eval	8010	HBR2-10618 SH00192	9/19/2013
Comments: A visual examination was performed on the concrete surface to the requirements of ASME Section XI, 2001 Edition thru 2003 Addenda with unsatisfactory results. Conditions identified were evaluated as acceptable as is and documented in AR 632078, no further action required.								
Evaluation Disposition	Acceptable: The report forms above indicate either previously accepted items, original construction materials left from the initial concrete placement, unpatched support holes, minor rusting, and some pop outs. All are cosmetic in nature and will not affect the structural integrity or leak tightness of the containment. No action is required.							
037000	CONC-RCA	CONCRETE RCA WALKWAY SURFACE	L1.11	NDEP-0620	VT / VT-13-112 / Sat	8010	HBR2-10618 SH00191 &	9/18/2013
Comments: A visual examination was performed on the concrete surface to the requirements of ASME Section XI, 2001 Edition thru 2003 Addenda with satisfactory results.								
038000	CONC-RCR	CONCRETE ROD CONTROL ROOM	L1.11	NDEP-0620	VT / VT-13-113 / Sat	8010	HBR2-10618 SH00191	9/20/2013
Comments: A visual examination was performed on the concrete surface to the requirements of ASME Section XI, 2001 Edition thru 2003 Addenda with satisfactory results.								
039000	CONC-SCV	CONCRETE CABLE VAULT ROOM SOUTH SURFACE	L1.11	NDEP-0620	VT / VT-13-114 / Sat	8010	HBR2-10618 SH00191	9/21/2013
Comments: A visual examination was performed on the concrete surface to the requirements of ASME Section XI, 2001 Edition thru 2003 Addenda with satisfactory results.								
<b>Class MC Category E-A</b>								
001000	AIRLOCK-C	AIRLOCK CYLINDER SURFACE	E1.11	NDEP-0620	VT / VT-13-115 / Sat	8010	HBR2-10618 SH00185	9/21/2013
Comments: A visual examination was performed on the airlock cylinder surface to the requirements of ASME Section XI, 2001 Edition thru 2003 Addenda with satisfactory results.								
004000	AIRLOCK-EBA	AIRLOCK EXTERIOR BULKHEAD ASSEMBLY SURFACE	E1.11	NDEP-0620	VT / VT-13-116 / Sat	8010	HBR2-10618 SH00185 & 187	9/21/2013
Comments: A visual examination was performed on the airlock exterior bulkhead assembly surface to the requirements of ASME Section XI, 2001 Edition thru 2003 Addenda with satisfactory results.								
010000	AIRLOCK-EDA	AIRLOCK EXTERIOR DOOR ASSEMBLY SURFACE	E1.11	NDEP-0620	VT / VT-13-117 / Sat	8010	HBR2-10618 SH00185 & 187	9/21/2013
Comments: A visual examination was performed on the airlock exterior door assembly surface to the requirements of ASME Section XI, 2001 Edition thru 2003 Addenda with satisfactory results.								

Summary No.	Comp. ID	Component Description	Item No.	Procedure	Method/Report/Results	System	Dwg/ISO	Exam Date
015000	AIRLOCK-IBA	AIRLOCK INTERIOR BULKHEAD ASSEMBLY SURFACE	E1.11	NDEP-0620	VT / VT-13-119 / Sat	8010	HBR2-10618 SH00185 & 186	9/21/2013
Comments: A visual examination was performed on the airlock cylinder surface to the requirements of ASME Section XI, 2001 Edition thru 2003 Addenda with satisfactory results.								
021000	AIRLOCK-IDA	AIRLOCK INTERIOR DOOR ASSEMBLY SURFACE	E1.11	NDEP-0620	VT / VT-13-121 / Sat	8010	HBR2-10618 SH00185 & 186	9/21/2013
Comments: A visual examination was performed on the airlock interior door assembly surface to the requirements of ASME Section XI, 2001 Edition thru 2003 Addenda with satisfactory results.								
536700	EQUIP-HATCH-BC	EQUIPMENT HATCH BOLTING	E1.11	NDEP-0620	VT / VT-13-122 / Sat	8010	HBR2-10618 SH00189	9/23/2013
Comments: A visual examination was performed on the equipment hatch bolting disassembled to the requirements of ASME Section XI, 2001 Edition thru 2003 Addenda with satisfactory results.								
043000	EQUIP-HATCH-C	EQUIPMENT HATCH CYLINDER	E1.11	NDEP-0620	VT / VT-13-123 / Eval	8010	HBR2-10618 SH00198	9/23/2013
Comments: A visual examination was performed on the equipment hatch cylinder surface to the requirements of ASME Section XI, 2001 Edition thru 2003 Addenda with unsatisfactory results. Examiner identified areas of degradation that were being worked under the liner restoration project and evaluated under the liner restoration project.								
048000	EQUIP-HATCH-CO	EQUIPMENT HATCH COVER SURFACE	E1.11	NDEP-0620	VT / VT-13-124 / Sat	8010	HBR2-10618 SH00198	9/21/2013
Comments: A visual examination was performed on the equipment hatch cover surface to the requirements of ASME Section XI, 2001 Edition thru 2003 Addenda with satisfactory results.								
053000	L-DOME	DOVE METAL LINER SURFACE (352'-0" TO 417'-0")	E1.11	NDEP-0620	VT / VT-13-125 / Unsat	8010	HBR2-10618 SH00196	9/30/2013
Comments: A visual examination was performed on the dome metal liner surface to the requirements of ASME Section XI, 2001 Edition thru 2003 Addenda with unsatisfactory results documented in AR 633712								
Evaluation Disposition: Acceptable: Per AR 633712, most all of the degraded areas observed in the IWE inspection of RO28 have been previously documented by the coatings program. All degraded coatings on the dome liner must be documented and incorporated into the coatings exempt log RNP-C/CONT-1003 to monitor the containment exempt coatings margin, and all coatings from the IWE inspection not already contained in the coatings exempt log will be added.								
157000	PENTR-A-01-IC	ELECTRICAL PENETRATION SURFACE	E1.11	NDEP-0620	VT / VT-13-126 / Sat	8010	HBR2-10618 SH00182	9/20/2013
Comments: A visual examination was performed on the insulated electrical penetration surface to the requirements of ASME Section XI, 2001 Edition thru 2003 Addenda with satisfactory results.								
162000	PENTR-A-02-IC	ELECTRICAL PENETRATION SURFACE	E1.11	NDEP-0620	VT / VT-13-127 / Sat	8010	HBR2-10618 SH00182	9/20/2013
Comments: A visual examination was performed on the insulated electrical penetration surface to the requirements of ASME Section XI, 2001 Edition thru 2003 Addenda with satisfactory results.								
167000	PENTR-A-03-IC	ELECTRICAL PENETRATION SURFACE	E1.11	NDEP-0620	VT / VT-13-128 / Sat	8010	HBR2-10618 SH00182	9/20/2013
Comments: A visual examination was performed on the insulated electrical penetration surface to the requirements of ASME Section XI, 2001 Edition thru 2003 Addenda with satisfactory results.								

Summary No.	Comp. ID	Component Description	Item No.	Procedure	Method/Report/Results	System	Dwg/ISO	Exam Date
172000	PENTR-A-04-IC	ELECTRICAL PENETRATION SURFACE	E1.11	NDEP-0620	VT / VT-13-129 / Sat	8010	HBR2-10618 SH00182	9/20/2013
Comments: A visual examination was performed on the insulated electrical penetration surface to the requirements of ASME Section XI, 2001 Edition thru 2003 Addenda with satisfactory results.								
177000	PENTR-A-05-IC	ELECTRICAL PENETRATION SURFACE	E1.11	NDEP-0620	VT / VT-13-130 / Sat	8010	HBR2-10618 SH00182	9/20/2013
Comments: A visual examination was performed on the insulated electrical penetration surface to the requirements of ASME Section XI, 2001 Edition thru 2003 Addenda with satisfactory results.								
182000	PENTR-A-06-IC	ELECTRICAL PENETRATION SURFACE	E1.11	NDEP-0620	VT / VT-13-131 / Sat	8010	HBR2-10618 SH00182	9/20/2013
Comments: A visual examination was performed on the insulated electrical penetration surface to the requirements of ASME Section XI, 2001 Edition thru 2003 Addenda with satisfactory results.								
187000	PENTR-A-07-IC	ELECTRICAL PENETRATION SURFACE	E1.11	NDEP-0620	VT / VT-13-132 / Sat	8010	HBR2-10618 SH00182	9/20/2013
Comments: A visual examination was performed on the insulated electrical penetration surface to the requirements of ASME Section XI, 2001 Edition thru 2003 Addenda with satisfactory results.								
192000	PENTR-A-08-IC	ELECTRICAL PENETRATION SURFACE	E1.11	NDEP-0620	VT / VT-13-133 / Sat	8010	HBR2-10618 SH00182	9/20/2013
Comments: A visual examination was performed on the insulated electrical penetration surface to the requirements of ASME Section XI, 2001 Edition thru 2003 Addenda with satisfactory results.								
197000	PENTR-A-09-IC	ELECTRICAL PENETRATION SURFACE	E1.11	NDEP-0620	VT / VT-13-134 / Sat	8010	HBR2-10618 SH00182	9/20/2013
Comments: A visual examination was performed on the insulated electrical penetration surface to the requirements of ASME Section XI, 2001 Edition thru 2003 Addenda with satisfactory results.								
202000	PENTR-A-10-IC	ELECTRICAL PENETRATION SURFACE	E1.11	NDEP-0620	VT / VT-13-135 / Sat	8010	HBR2-10618 SH00182	9/20/2013
Comments: A visual examination was performed on the insulated electrical penetration surface to the requirements of ASME Section XI, 2001 Edition thru 2003 Addenda with satisfactory results.								
207000	PENTR-B-01-IC	ELECTRICAL PENETRATION SURFACE	E1.11	NDEP-0620	VT / VT-13-136 / Sat	8010	HBR2-10618 SH00182	9/20/2013
Comments: A visual examination was performed on the insulated electrical penetration surface to the requirements of ASME Section XI, 2001 Edition thru 2003 Addenda with satisfactory results.								
212000	PENTR-B-02-IC	ELECTRICAL PENETRATION SURFACE	E1.11	NDEP-0620	VT / VT-13-137 / Sat	8010	HBR2-10618 SH00182	9/20/2013
Comments: A visual examination was performed on the insulated electrical penetration surface to the requirements of ASME Section XI, 2001 Edition thru 2003 Addenda with satisfactory results.								
217000	PENTR-B-03-IC	ELECTRICAL PENETRATION SURFACE	E1.11	NDEP-0620	VT / VT-13-138 / Sat	8010	HBR2-10618 SH00182	9/20/2013
Comments: A visual examination was performed on the insulated electrical penetration surface to the requirements of ASME Section XI, 2001 Edition thru 2003 Addenda with satisfactory results.								
222000	PENTR-B-04-IC	ELECTRICAL PENETRATION SURFACE	E1.11	NDEP-0620	VT / VT-13-139 / Sat	8010	HBR2-10618 SH00182	9/20/2013
Comments: A visual examination was performed on the insulated electrical penetration surface to the requirements of ASME Section XI, 2001 Edition thru 2003 Addenda with satisfactory results.								
227000	PENTR-B-05-IC	ELECTRICAL PENETRATION SURFACE	E1.11	NDEP-0620	VT / VT-13-140 / Sat	8010	HBR2-10618 SH00182	9/20/2013
Comments: A visual examination was performed on the insulated electrical penetration surface to the requirements of ASME Section XI, 2001 Edition thru 2003 Addenda with satisfactory results.								
232000	PENTR-B-06-IC	ELECTRICAL PENETRATION SURFACE	E1.11	NDEP-0620	VT / VT-13-141 / Sat	8010	HBR2-10618 SH00184	9/20/2013
Comments: A visual examination was performed on the insulated electrical penetration surface to the requirements of ASME Section XI, 2001 Edition thru 2003 Addenda with satisfactory results.								

Summary No.	Comp. ID	Component Description	Item No.	Procedure	Method/Report/Results	System	Dwg/ISO	Exam Date
235000	PENTR-B-07-IC	ELECTRICAL PENETRATION SURFACE	E1.11	NDEP-0620	VT / VT-13-142 / Sat	8010	HBR2-10618 SH00182	9/20/2013
Comments: A visual examination was performed on the insulated electrical penetration surface to the requirements of ASME Section XI, 2001 Edition thru 2003 Addenda with satisfactory results.								
240000	PENTR-B-08-IC	ELECTRICAL PENETRATION SURFACE	E1.11	NDEP-0620	VT / VT-13-143 / Sat	8010	HBR2-10618 SH00182	9/20/2013
Comments: A visual examination was performed on the insulated electrical penetration surface to the requirements of ASME Section XI, 2001 Edition thru 2003 Addenda with satisfactory results.								
245000	PENTR-B-09-IC	ELECTRICAL PENETRATION SURFACE	E1.11	NDEP-0620	VT / VT-13-144 / Sat	8010	HBR2-10618 SH00182	9/20/2013
Comments: A visual examination was performed on the insulated electrical penetration surface to the requirements of ASME Section XI, 2001 Edition thru 2003 Addenda with satisfactory results.								
250000	PENTR-B-10-IC	ELECTRICAL PENETRATION SURFACE	E1.11	NDEP-0620	VT / VT-13-145 / Sat	8010	HBR2-10618 SH00182	9/20/2013
Comments: A visual examination was performed on the insulated electrical penetration surface to the requirements of ASME Section XI, 2001 Edition thru 2003 Addenda with satisfactory results.								
255000	PENTR-C-01-OC	ELECTRICAL PENETRATION SURFACE	E1.11	NDEP-0620	VT / VT-13-146 / Sat	8010	HBR2-10618 SH00183	9/20/2013
Comments: A visual examination was performed on the electrical penetration surface to the requirements of ASME Section XI, 2001 Edition thru 2003 Addenda with satisfactory results.								
260000	PENTR-C-02-OC	ELECTRICAL PENETRATION SURFACE	E1.11	NDEP-0620	VT / VT-13-147 / Sat	8010	HBR2-10618 SH00183	9/20/2013
Comments: A visual examination was performed on the electrical penetration surface to the requirements of ASME Section XI, 2001 Edition thru 2003 Addenda with satisfactory results.								
265000	PENTR-C-03-OC	ELECTRICAL PENETRATION SURFACE	E1.11	NDEP-0620	VT / VT-13-148 / Sat	8010	HBR2-10618 SH00183	9/20/2013
Comments: A visual examination was performed on the electrical penetration surface to the requirements of ASME Section XI, 2001 Edition thru 2003 Addenda with satisfactory results.								
270000	PENTR-C-04-IC	ELECTRICAL PENETRATION SURFACE	E1.11	NDEP-0620	VT / VT-13-149 / Sat	8010	HBR2-10618 SH00182	9/20/2013
Comments: A visual examination was performed on the insulated electrical penetration surface to the requirements of ASME Section XI, 2001 Edition thru 2003 Addenda with satisfactory results.								
275000	PENTR-C-05-OC	ELECTRICAL PENETRATION SURFACE	E1.11	NDEP-0620	VT / VT-13-150 / Sat	8010	HBR2-10618 SH00183	9/20/2013
Comments: A visual examination was performed on the electrical penetration surface to the requirements of ASME Section XI, 2001 Edition thru 2003 Addenda with satisfactory results.								
280000	PENTR-C-06-IC	ELECTRICAL PENETRATION SURFACE	E1.11	NDEP-0620	VT / VT-13-151 / Sat	8010	HBR2-10618 SH00182	9/20/2013
Comments: A visual examination was performed on the insulated electrical penetration surface to the requirements of ASME Section XI, 2001 Edition thru 2003 Addenda with satisfactory results.								
285000	PENTR-C-07-IC	ELECTRICAL PENETRATION SURFACE	E1.11	NDEP-0620	VT / VT-13-152 / Sat	8010	HBR2-10618 SH00184	9/20/2013
Comments: A visual examination was performed on the insulated electrical penetration surface to the requirements of ASME Section XI, 2001 Edition thru 2003 Addenda with satisfactory results.								
288000	PENTR-C-08-IC	ELECTRICAL PENETRATION SURFACE	E1.11	NDEP-0620	VT / VT-13-153 / Sat	8010	HBR2-10618 SH00182	9/20/2013
Comments: A visual examination was performed on the insulated electrical penetration surface to the requirements of ASME Section XI, 2001 Edition thru 2003 Addenda with satisfactory results.								
293000	PENTR-C-09-OC	ELECTRICAL PENETRATION SURFACE	E1.11	NDEP-0620	VT / VT-13-154 / Sat	8010	HBR2-10618 SH00183	9/20/2013
Comments: A visual examination was performed on the electrical penetration surface to the requirements of ASME Section XI, 2001 Edition thru 2003 Addenda with satisfactory results.								

Summary No.	Comp. ID	Component Description	Item No.	Procedure	Method/Report/Results	System	Dwg/ISO	Exam Date
298000	PENTR-C-10-OC	ELECTRICAL PENETRATION SURFACE	E1.11	NDEP-0620	VT / VT-13-155 / Sat	8010	HBR2-10618 SH00183	9/20/2013
Comments: A visual examination was performed on the electrical penetration surface to the requirements of ASME Section XI, 2001 Edition thru 2003 Addenda with satisfactory results.								
303000	PENTR-D-01-IC	ELECTRICAL PENETRATION SURFACE	E1.11	NDEP-0620	VT / VT-13-156 / Sat	8010	HBR2-10618 SH00182	9/20/2013
Comments: A visual examination was performed on the insulated electrical penetration surface to the requirements of ASME Section XI, 2001 Edition thru 2003 Addenda with satisfactory results.								
308000	PENTR-D-02-IC	ELECTRICAL PENETRATION SURFACE	E1.11	NDEP-0620	VT / VT-13-157 / Sat	8010	HBR2-10618 SH00182	9/20/2013
Comments: A visual examination was performed on the insulated electrical penetration surface to the requirements of ASME Section XI, 2001 Edition thru 2003 Addenda with satisfactory results.								
313000	PENTR-D-03-IC	ELECTRICAL PENETRATION SURFACE	E1.11	NDEP-0620	VT / VT-13-158 / Sat	8010	HBR2-10618 SH00182	9/20/2013
Comments: A visual examination was performed on the insulated electrical penetration surface to the requirements of ASME Section XI, 2001 Edition thru 2003 Addenda with satisfactory results.								
318000	PENTR-D-04-IC	ELECTRICAL PENETRATION SURFACE	E1.11	NDEP-0620	VT / VT-13-159 / Sat	8010	HBR2-10618 SH00182	9/20/2013
Comments: A visual examination was performed on the insulated electrical penetration surface to the requirements of ASME Section XI, 2001 Edition thru 2003 Addenda with satisfactory results.								
323000	PENTR-D-05-IC	ELECTRICAL PENETRATION SURFACE	E1.11	NDEP-0620	VT / VT-13-160 / Sat	8010	HBR2-10618 SH00182	9/20/2013
Comments: A visual examination was performed on the insulated electrical penetration surface to the requirements of ASME Section XI, 2001 Edition thru 2003 Addenda with satisfactory results.								
328000	PENTR-D-06-IC	ELECTRICAL PENETRATION SURFACE	E1.11	NDEP-0620	VT / VT-13-161 / Sat	8010	HBR2-10618 SH00182	9/20/2013
Comments: A visual examination was performed on the insulated electrical penetration surface to the requirements of ASME Section XI, 2001 Edition thru 2003 Addenda with satisfactory results.								
333000	PENTR-D-07-IC	ELECTRICAL PENETRATION SURFACE	E1.11	NDEP-0620	VT / VT-13-162 / Sat	8010	HBR2-10618 SH00182	9/20/2013
Comments: A visual examination was performed on the insulated electrical penetration surface to the requirements of ASME Section XI, 2001 Edition thru 2003 Addenda with satisfactory results.								
338000	PENTR-D-08-IC	ELECTRICAL PENETRATION SURFACE	E1.11	NDEP-0620	VT / VT-13-163 / Sat	8010	HBR2-10618 SH00182	9/20/2013
Comments: A visual examination was performed on the insulated electrical penetration surface to the requirements of ASME Section XI, 2001 Edition thru 2003 Addenda with satisfactory results.								
343000	PENTR-D-09-OC	ELECTRICAL PENETRATION SURFACE	E1.11	NDEP-0620	VT / VT-13-164 / Sat	8010	HBR2-10618 SH00183	9/20/2013
Comments: A visual examination was performed on the electrical penetration surface to the requirements of ASME Section XI, 2001 Edition thru 2003 Addenda with satisfactory results.								
348000	PENTR-D-10-IC	ELECTRICAL PENETRATION SURFACE	E1.11	NDEP-0620	VT / VT-13-165 / Sat	8010	HBR2-10618 SH00182	9/20/2013
Comments: A visual examination was performed on the insulated electrical penetration surface to the requirements of ASME Section XI, 2001 Edition thru 2003 Addenda with satisfactory results.								
353000	PENTR-E-01-OC	ELECTRICAL PENETRATION SURFACE	E1.11	NDEP-0620	VT / VT-13-166 / Sat	8010	HBR2-10618 SH00183	9/20/2013
Comments: A visual examination was performed on the electrical penetration surface to the requirements of ASME Section XI, 2001 Edition thru 2003 Addenda with satisfactory results.								
358000	PENTR-E-03-IC	ELECTRICAL PENETRATION SURFACE	E1.11	NDEP-0620	VT / VT-13-167 / Sat	8010	HBR2-10618 SH00182	9/20/2013
Comments: A visual examination was performed on the insulated electrical penetration surface to the requirements of ASME Section XI, 2001 Edition thru 2003 Addenda with satisfactory results.								

Summary No.	Comp. ID	Component Description	Item No.	Procedure	Method/Report/Results	System	Dwg/ISO	Exam Date
363000	PENTR-E-05-IC	ELECTRICAL PENETRATION SURFACE	E1.11	NDEP-0620	VT / VT-13-168 / Sat	8010	HBR2-10618 SH00183	9/20/2013
Comments: A visual examination was performed on the insulated electrical penetration surface to the requirements of ASME Section XI, 2001 Edition thru 2003 Addenda with satisfactory results.								
363500	PENTR-E-05-OC	ELECTRICAL PENETRATION SURFACE	E1.11	NDEP-0620	VT / VT-13-169 / Sat	8010	HBR2-10618 SH00183	9/20/2013
Comments: A visual examination was performed on the electrical penetration surface to the requirements of ASME Section XI, 2001 Edition thru 2003 Addenda with satisfactory results.								
368000	PENTR-E-06-IC	ELECTRICAL PENETRATION SURFACE	E1.11	NDEP-0620	VT / VT-13-170 / Sat	8010	HBR2-10618 SH00182	9/20/2013
Comments: A visual examination was performed on the insulated electrical penetration surface to the requirements of ASME Section XI, 2001 Edition thru 2003 Addenda with satisfactory results.								
371000	PENTR-E-08-IC	ELECTRICAL PENETRATION SURFACE	E1.11	NDEP-0620	VT / VT-13-171 / Sat	8010	HBR2-10618 SH00184	9/20/2013
Comments: A visual examination was performed on the insulated electrical penetration surface to the requirements of ASME Section XI, 2001 Edition thru 2003 Addenda with satisfactory results.								
374000	PENTR-E-10-OC	ELECTRICAL PENETRATION SURFACE	E1.11	NDEP-0620	VT / VT-13-172 / Sat	8010	HBR2-10618 SH00183	9/20/2013
Comments: A visual examination was performed on the electrical penetration surface to the requirements of ASME Section XI, 2001 Edition thru 2003 Addenda with satisfactory results.								
379000	PENTR-F-01-OC	ELECTRICAL PENETRATION SURFACE	E1.11	NDEP-0620	VT / VT-13-173 / Sat	8010	HBR2-10618 SH00183	9/20/2013
Comments: A visual examination was performed on the electrical penetration surface to the requirements of ASME Section XI, 2001 Edition thru 2003 Addenda with satisfactory results.								
384000	PENTR-F-03-IC	ELECTRICAL PENETRATION SURFACE	E1.11	NDEP-0620	VT / VT-13-174 / Sat	8010	HBR2-10618 SH00184	9/20/2013
Comments: A visual examination was performed on the insulated electrical penetration surface to the requirements of ASME Section XI, 2001 Edition thru 2003 Addenda with satisfactory results.								
387000	PENTR-F-08-IC	ELECTRICAL PENETRATION SURFACE	E1.11	NDEP-0620	VT / VT-13-175 / Sat	8010	HBR2-10618 SH00184	9/20/2013
Comments: A visual examination was performed on the insulated electrical penetration surface to the requirements of ASME Section XI, 2001 Edition thru 2003 Addenda with satisfactory results.								
390000	PENTR-F-10-IC	ELECTRICAL PENETRATION SURFACE	E1.11	NDEP-0620	VT / VT-13-176 / Sat	8010	HBR2-10618 SH00184	9/20/2013
Comments: A visual examination was performed on the insulated electrical penetration surface to the requirements of ASME Section XI, 2001 Edition thru 2003 Addenda with satisfactory results.								
393000	S-01	PIPING PENETRATION SURFACE	E1.11	NDEP-0620	VT / VT-13-177 / Sat	8010	HBR2-10618 SH00201	9/20/2013
Comments: A visual examination was performed on the insulated piping penetration surface to the requirements of ASME Section XI, 2001 Edition thru 2003 Addenda with satisfactory results.								
396000	S-02	PIPING PENETRATION SURFACE (AL)	E1.11	NDEP-0620	VT / VT-13-178 / Sat	8010	HBR2-10618 SH00201	9/20/2013
Comments: A visual examination was performed on the insulated piping penetration surface to the requirements of ASME Section XI, 2001 Edition thru 2003 Addenda with satisfactory results.								
399000	S-03	PIPING PENETRATION SURFACE (AL)	E1.11	NDEP-0620	VT / VT-13-179 / Sat	8010	HBR2-10618 SH00201	9/20/2013
Comments: A visual examination was performed on the insulated piping penetration surface to the requirements of ASME Section XI, 2001 Edition thru 2003 Addenda with satisfactory results.								
402000	S-04	PIPING PENETRATION SURFACE	E1.11	NDEP-0620	VT / VT-13-180 / Sat	8010	HBR2-10618 SH00200	9/20/2013
Comments: A visual examination was performed on the insulated piping penetration surface to the requirements of ASME Section XI, 2001 Edition thru 2003 Addenda with satisfactory results.								



Summary No.	Comp. ID	Component Description	Item No.	Procedure	Method/Report/Results	System	Dwg/ISO	Exam Date
405000	S-05	PIPING PENETRATION SURFACE (AL)	E1.11	NDEP-0620	VT / VT-13-181 / Sat	8010	HBR2-10618 SH00201	9/20/2013
Comments: A visual examination was performed on the insulated piping penetration surface to the requirements of ASME Section XI, 2001 Edition thru 2003 Addenda with satisfactory results.								
408000	S-06	PIPING PENETRATION SURFACE	E1.11	NDEP-0620	VT / VT-13-182 / Sat	8010	HBR2-10618 SH00201	9/20/2013
Comments: A visual examination was performed on the insulated piping penetration surface to the requirements of ASME Section XI, 2001 Edition thru 2003 Addenda with satisfactory results.								
411000	S-07	PIPING PENETRATION SURFACE (AL)	E1.11	NDEP-0620	VT / VT-13-183 / Sat	8010	HBR2-10618 SH00201	9/20/2013
Comments: A visual examination was performed on the insulated piping penetration surface to the requirements of ASME Section XI, 2001 Edition thru 2003 Addenda with satisfactory results.								
414000	S-08	PIPING PENETRATION SURFACE	E1.11	NDEP-0620	VT / VT-13-184 / Sat	8010	HBR2-10618 SH00201	9/20/2013
Comments: A visual examination was performed on the insulated piping penetration surface to the requirements of ASME Section XI, 2001 Edition thru 2003 Addenda with satisfactory results.								
417000	S-09	PIPING PENETRATION SURFACE (PI)	E1.11	NDEP-0620	VT / VT-13-185 / Sat	8010	HBR2-10618 SH00200	9/20/2013
Comments: A visual examination was performed on the insulated piping penetration surface to the requirements of ASME Section XI, 2001 Edition thru 2003 Addenda with satisfactory results.								
420000	S-10	PIPING PENETRATION SURFACE	E1.11	NDEP-0620	VT / VT-13-186 / Sat	8010	HBR2-10618 SH00200	9/20/2013
Comments: A visual examination was performed on the insulated piping penetration surface to the requirements of ASME Section XI, 2001 Edition thru 2003 Addenda with satisfactory results.								
423000	S-11	PIPING PENETRATION SURFACE	E1.11	NDEP-0620	VT / VT-13-187 / Sat	8010	HBR2-10618 SH00202	9/20/2013
Comments: A visual examination was performed on the insulated piping penetration surface to the requirements of ASME Section XI, 2001 Edition thru 2003 Addenda with satisfactory results.								
426000	S-12	PIPING PENETRATION SURFACE (PI)	E1.11	NDEP-0620	VT / VT-13-188 / Sat	8010	HBR2-10618 SH00201	9/20/2013
Comments: A visual examination was performed on the insulated piping penetration surface to the requirements of ASME Section XI, 2001 Edition thru 2003 Addenda with satisfactory results.								
429000	S-13	PIPING PENETRATION SURFACE	E1.11	NDEP-0620	VT / VT-13-189 / Sat	8010	HBR2-10618 SH00200	9/20/2013
Comments: A visual examination was performed on the insulated piping penetration surface to the requirements of ASME Section XI, 2001 Edition thru 2003 Addenda with satisfactory results.								
432000	S-14	PIPING PENETRATION SURFACE	E1.11	NDEP-0620	VT / VT-13-190 / Sat	8010	HBR2-10618 SH00202	9/20/2013
Comments: A visual examination was performed on the insulated piping penetration surface to the requirements of ASME Section XI, 2001 Edition thru 2003 Addenda with satisfactory results.								
435000	S-15	PIPING PENETRATION SURFACE (PI)	E1.11	NDEP-0620	VT / VT-13-191 / Sat	8010	HBR2-10618 SH00200	9/20/2013
Comments: A visual examination was performed on the insulated piping penetration surface to the requirements of ASME Section XI, 2001 Edition thru 2003 Addenda with satisfactory results.								
438000	S-16	PIPING PENETRATION SURFACE	E1.11	NDEP-0620	VT / VT-13-192 / Sat	8010	HBR2-10618 SH00200	9/20/2013
Comments: A visual examination was performed on the insulated piping penetration surface to the requirements of ASME Section XI, 2001 Edition thru 2003 Addenda with satisfactory results.								
441000	S-17	PIPING PENETRATION SURFACE	E1.11	NDEP-0620	VT / VT-13-193 / Sat	8010	HBR2-10618 SH00202	9/20/2013
Comments: A visual examination was performed on the insulated piping penetration surface to the requirements of ASME Section XI, 2001 Edition thru 2003 Addenda with satisfactory results.								

Summary No.	Comp. ID	Component Description	Item No.	Procedure	Method/Report/Results	System	Dwg/ISO	Exam Date
444000	S-18	PIPING PENETRATION SURFACE	E1.11	NDEP-0620	VT / VT-13-194 / Sat	8010	HBR2-10618 SH00201	9/20/2013
Comments: A visual examination was performed on the insulated piping penetration surface to the requirements of ASME Section XI, 2001 Edition thru 2003 Addenda with satisfactory results.								
447000	S-19	PIPING PENETRATION SURFACE (PI)	E1.11	NDEP-0620	VT / VT-13-195 / Sat	8010	HBR2-10618 SH00200	9/20/2013
Comments: A visual examination was performed on the insulated piping penetration surface to the requirements of ASME Section XI, 2001 Edition thru 2003 Addenda with satisfactory results.								
450000	S-20	PIPING PENETRATION SURFACE	E1.11	NDEP-0620	VT / VT-13-196 / Sat	8010	HBR2-10618 SH00200	9/20/2013
Comments: A visual examination was performed on the insulated piping penetration surface to the requirements of ASME Section XI, 2001 Edition thru 2003 Addenda with satisfactory results.								
453000	S-21	PIPING PENETRATION SURFACE	E1.11	NDEP-0620	VT / VT-13-197 / Sat	8010	HBR2-10618 SH00200	9/20/2013
Comments: A visual examination was performed on the insulated piping penetration surface to the requirements of ASME Section XI, 2001 Edition thru 2003 Addenda with satisfactory results.								
456000	S-22	PIPING PENETRATION SURFACE	E1.11	NDEP-0620	VT / VT-13-198 / Sat	8010	HBR2-10618 SH00200	9/20/2013
Comments: A visual examination was performed on the insulated piping penetration surface to the requirements of ASME Section XI, 2001 Edition thru 2003 Addenda with satisfactory results.								
459000	S-23	PIPING PENETRATION SURFACE	E1.11	NDEP-0620	VT / VT-13-199 / Sat	8010	HBR2-10618 SH00201	9/20/2013
Comments: A visual examination was performed on the insulated piping penetration surface to the requirements of ASME Section XI, 2001 Edition thru 2003 Addenda with satisfactory results.								
462000	S-24	PIPING PENETRATION SURFACE (PI)	E1.11	NDEP-0620	VT / VT-13-200 / Sat	8010	HBR2-10618 SH00203	9/20/2013
Comments: A visual examination was performed on the insulated piping penetration surface to the requirements of ASME Section XI, 2001 Edition thru 2003 Addenda with satisfactory results.								
465000	S-25	PIPING PENETRATION SURFACE	E1.11	NDEP-0620	VT / VT-13-201 / Sat	8010	HBR2-10618 SH00201	9/20/2013
Comments: A visual examination was performed on the insulated piping penetration surface to the requirements of ASME Section XI, 2001 Edition thru 2003 Addenda with satisfactory results.								
468000	S-26	PIPING PENETRATION SURFACE (PI)	E1.11	NDEP-0620	VT / VT-13-202 / Sat	8010	HBR2-10618 SH00203	9/20/2013
Comments: A visual examination was performed on the insulated piping penetration surface to the requirements of ASME Section XI, 2001 Edition thru 2003 Addenda with satisfactory results.								
471000	S-27	PIPING PENETRATION SURFACE (AL)	E1.11	NDEP-0620	VT / VT-13-203 / Sat	8010	HBR2-10618 SH00200	9/20/2013
Comments: A visual examination was performed on the insulated piping penetration surface to the requirements of ASME Section XI, 2001 Edition thru 2003 Addenda with satisfactory results.								
474000	S-28	PIPING PENETRATION SURFACE (PI)	E1.11	NDEP-0620	VT / VT-13-204 / Sat	8010	HBR2-10618 SH00200	9/20/2013
Comments: A visual examination was performed on the insulated piping penetration surface to the requirements of ASME Section XI, 2001 Edition thru 2003 Addenda with satisfactory results.								
477000	S-29	PIPING PENETRATION SURFACE	E1.11	NDEP-0620	VT / VT-13-205 / Sat	8010	HBR2-10618 SH00200	9/20/2013
Comments: A visual examination was performed on the insulated piping penetration surface to the requirements of ASME Section XI, 2001 Edition thru 2003 Addenda with satisfactory results.								
480000	S-30	PIPING PENETRATION SURFACE (PI)	E1.11	NDEP-0620	VT / VT-13-206 / Sat	8010	HBR2-10618 SH00203	9/20/2013
Comments: A visual examination was performed on the insulated piping penetration surface to the requirements of ASME Section XI, 2001 Edition thru 2003 Addenda with satisfactory results.								

Summary No.	Comp. ID	Component Description	Item No.	Procedure	Method/Report/Results	System	Dwg/ISO	Exam Date
483000	S-31	PIPING PENETRATION SURFACE	E1.11	NDEP-0620	VT / VT-13-207 / Sat	8010	HBR2-10618 SH00200	9/20/2013
Comments: A visual examination was performed on the insulated piping penetration surface to the requirements of ASME Section XI, 2001 Edition thru 2003 Addenda with satisfactory results.								
486000	S-32	PIPING PENETRATION SURFACE	E1.11	NDEP-0620	VT / VT-13-208 / Sat	8010	HBR2-10618 SH00201	9/20/2013
Comments: A visual examination was performed on the insulated piping penetration surface to the requirements of ASME Section XI, 2001 Edition thru 2003 Addenda with satisfactory results.								
489000	S-33	PIPING PENETRATION SURFACE	E1.11	NDEP-0620	VT / VT-13-209 / Sat	8010	HBR2-10618 SH00201	9/20/2013
Comments: A visual examination was performed on the insulated piping penetration surface to the requirements of ASME Section XI, 2001 Edition thru 2003 Addenda with satisfactory results.								
492000	S-34	PIPING PENETRATION SURFACE (PI)	E1.11	NDEP-0620	VT / VT-13-210 / Sat	8010	HBR2-10618 SH00200	9/20/2013
Comments: A visual examination was performed on the insulated piping penetration surface to the requirements of ASME Section XI, 2001 Edition thru 2003 Addenda with satisfactory results.								
495000	S-35	PIPING PENETRATION SURFACE (PI)	E1.11	NDEP-0620	VT / VT-13-211 / Sat	8010	HBR2-10618 SH00200	9/20/2013
Comments: A visual examination was performed on the insulated piping penetration surface to the requirements of ASME Section XI, 2001 Edition thru 2003 Addenda with satisfactory results.								
505000	S-37	PIPING PENETRATION SURFACE (PI)	E1.11	NDEP-0620	VT / VT-13-213 / Sat	8010	HBR2-10618 SH00200	9/19/2013
Comments: A visual examination was performed on the insulated piping penetration surface to the requirements of ASME Section XI, 2001 Edition thru 2003 Addenda with satisfactory results.								
508000	S-38	PIPING PENETRATION SURFACE (PI)	E1.11	NDEP-0620	VT / VT-13-215 / Sat	8010	HBR2-10618 SH00200	9/18/2013
Comments: A visual examination was performed on the insulated piping penetration surface to the requirements of ASME Section XI, 2001 Edition thru 2003 Addenda with satisfactory results.								
511000	S-39	PIPING PENETRATION SURFACE (PI)	E1.11	NDEP-0620	VT / VT-13-216 / Sat	8010	HBR2-10618 SH00200	9/19/2013
Comments: A visual examination was performed on the insulated piping penetration surface to the requirements of ASME Section XI, 2001 Edition thru 2003 Addenda with satisfactory results.								
514000	S-40	PIPING PENETRATION SURFACE (PI)	E1.11	NDEP-0620	VT / VT-13-217 / Sat	8010	HBR2-10618 SH00202	9/23/2013
Comments: A visual examination was performed on the insulated piping penetration surface to the requirements of ASME Section XI, 2001 Edition thru 2003 Addenda with satisfactory results.								
517000	S-41	PIPING PENETRATION SURFACE (PI)	E1.11	NDEP-0620	VT / VT-13-218 / Sat	8010	HBR2-10618 SH00202	9/23/2013
Comments: A visual examination was performed on the insulated piping penetration surface to the requirements of ASME Section XI, 2001 Edition thru 2003 Addenda with satisfactory results.								
520000	S-42	PIPING PENETRATION SURFACE (PI)	E1.11	NDEP-0620	VT / VT-13-219 / Sat	8010	HBR2-10618 SH00202	9/23/2013
Comments: A visual examination was performed on the insulated piping penetration surface to the requirements of ASME Section XI, 2001 Edition thru 2003 Addenda with satisfactory results.								
523000	S-43	PIPING PENETRATION SURFACE (PI)	E1.11	NDEP-0620	VT / VT-13-220 / Sat	8010	HBR2-10618 SH00202	9/23/2013
Comments: A visual examination was performed on the insulated piping penetration surface to the requirements of ASME Section XI, 2001 Edition thru 2003 Addenda with satisfactory results.								
526000	S-44	PIPING PENETRATION SURFACE (PI)	E1.11	NDEP-0620	VT / VT-13-221 / Sat	8010	HBR2-10618 SH00202	9/23/2013
Comments: A visual examination was performed on the insulated piping penetration surface to the requirements of ASME Section XI, 2001 Edition thru 2003 Addenda with satisfactory results.								

Summary No.	Comp. ID	Component Description	Item No.	Procedure	Method/Report/Results	System	Dwg/ISO	Exam Date
529000	S-45	PIPING PENETRATION SURFACE (PI)	E1.11	NDEP-0620	VT / VT-13-222 / Sat	8010	HBR2-10618 SH00202	9/23/2013
Comments: A visual examination was performed on the insulated piping penetration surface to the requirements of ASME Section XI, 2001 Edition thru 2003 Addenda with satisfactory results.								
532000	S-46	PIPING PENETRATION SURFACE (PI)	E1.11	NDEP-0620	VT / VT-13-223 / Sat	8010	HBR2-10618 SH00200	9/18/2013
				NDEP-0620	VT / VT-13-225 / Sat	8010	HBR2-10618 SH00200	9/20/2013
Comments: A visual examination was performed on the insulated piping penetration surface to the requirements of ASME Section XI, 2001 Edition thru 2003 Addenda with satisfactory results.								

**TAB  
G  
LINER  
RESTORATION  
SUMMARY**

Summary No.	Comp. ID	Component Description	Item No.	Procedure	Method/Report/Results	System	Dwg/ISO	Exam Date
Class MC	Category E-A							
065000	228-CC	PANEL ADJACENT TO 228-BB(L) & 228-DD(R)	E1.11	NDEP-0620	VT / CM-764 / Sat	8010	HBR2-10618 SH00195	10/10/2013
Comments:	A visual examination was performed on the containment liner panel surface to the requirements of ASME Section XI, 2001 Edition thru 2003 Addenda and relief request RR-01 with final results satisfactory.							
065000	228-CC	PANEL ADJACENT TO 228-BB(L) & 228-DD(R)	E1.30	NDEP-0620	VT / CM-764 / Sat	8010	HBR2-10618 SH00195	9/17/2013
Comments:	A visual examination was performed on the containment liner panel moisture barrier surface to the requirements of ASME Section XI, 2001 Edition thru 2003 Addenda and relief request RR-02 with satisfactory results.							
067000	228-DD	PANEL ADJACENT TO 228-BB(L) & 228-DD(R)	E1.11	NDEP-0620	VT / CM-764 / Sat	8010	HBR2-10618 SH00195	10/11/2013
Comments:	A visual examination was performed on the containment liner panel surface to the requirements of ASME Section XI, 2001 Edition thru 2003 Addenda and relief request RR-01 with final results satisfactory.							
067000	228-DD	PANEL ADJACENT TO 228-BB(L) & 228-DD(R)	E1.30	NDEP-0620	VT / CM-764 / Sat	8010	HBR2-10618 SH00195	9/17/2013
Comments:	A visual examination was performed on the containment liner panel moisture barrier surface to the requirements of ASME Section XI, 2001 Edition thru 2003 Addenda and relief request RR-02 with satisfactory results.							
576500	232-AA	PANEL ADJACENT TO 232-Z(L) & 232-BB(R)	E1.11	NDEP-0620	VT / CM-764 / Sat	8010	HBR2-10618 SH00195	10/3/2013
Comments:	A visual examination was performed on the containment liner panel surface to the requirements of ASME Section XI, 2001 Edition thru 2003 Addenda and relief request RR-01 with final results satisfactory.							
576600	232-BB	PANEL ADJACENT TO 232-AA(L) & 232-CC(R)	E1.11	NDEP-0620	VT / CM-764 / Sat	8010	HBR2-10618 SH00195	10/3/2013
Comments:	A visual examination was performed on the containment liner panel surface to the requirements of ASME Section XI, 2001 Edition thru 2003 Addenda and relief request RR-01 with final results satisfactory.							
576400	232-Z	PANEL ADJACENT TO 232-Y(L) & 232-AA(R)	E1.11	NDEP-0620	VT / CM-764 / Sat	8010	HBR2-10618 SH00195	10/4/2013
Comments:	A visual examination was performed on the containment liner panel surface to the requirements of ASME Section XI, 2001 Edition thru 2003 Addenda and relief request RR-01 with final results satisfactory.							
577800	236-AA	PANEL ADJACENT TO 236-Z(L) & 236-BB(R)	E1.11	NDEP-0620	VT / CM-764 / Sat	8010	HBR2-10618 SH00195	10/3/2013
Comments:	A visual examination was performed on the containment liner panel surface to the requirements of ASME Section XI, 2001 Edition thru 2003 Addenda and relief request RR-01 with final results satisfactory.							
577900	236-BB	PANEL ADJACENT TO 236-AA(L) & 236-CC(R)	E1.11	NDEP-0620	VT / CM-764 / Sat	8010	HBR2-10618 SH00195	10/3/2013
Comments:	A visual examination was performed on the containment liner panel surface to the requirements of ASME Section XI, 2001 Edition thru 2003 Addenda and relief request RR-01 with final results satisfactory.							
578000	236-CC	PANEL ADJACENT TO 236-BB(L) & 236-DD(R)	E1.11	NDEP-0620	VT / CM-764 / Sat	8010	HBR2-10618 SH00195	10/3/2013
Comments:	A visual examination was performed on the containment liner panel surface to the requirements of ASME Section XI, 2001 Edition thru 2003 Addenda and relief request RR-01 with final results satisfactory.							
577500	236-X	PANEL ADJACENT TO 236-W(L) & 236-Y(R)	E1.11	NDEP-0620	VT / CM-764 / Sat	8010	HBR2-10618 SH00195	10/4/2013
Comments:	A visual examination was performed on the containment liner panel surface to the requirements of ASME Section XI, 2001 Edition thru 2003 Addenda and relief request RR-01 with final results satisfactory.							
577600	236-Y	PANEL ADJACENT TO 236-X(L) & 236-Z(R)	E1.11	NDEP-0620	VT / CM-764 / Sat	8010	HBR2-10618 SH00195	10/4/2013
Comments:	A visual examination was performed on the containment liner panel surface to the requirements of ASME Section XI, 2001 Edition thru 2003 Addenda and relief request RR-01 with final results satisfactory.							

Summary No.	Comp. ID	Component Description	Item No.	Procedure	Method/Report/Results	System	Dwg/ISO	Exam Date
577700	238-Z	PANEL ADJACENT TO 238-Y(L) & 238-AA(R)	E1.11	NDEP-0620	VT / CM-764 / Sat	8010	HBR2-10618 SH00195	10/4/2013
Comments:	A visual examination was performed on the containment liner panel surface to the requirements of ASME Section XI, 2001 Edition thru 2003 Addenda and relief request RR-01 with final results satisfactory.							
580000	240-AA	PANEL ADJACENT TO 240-Z(L) & 240-BB(R)	E1.11	NDEP-0620	VT / CM-764 / Sat	8010	HBR2-10618 SH00195	10/2/2013
Comments:	A visual examination was performed on the containment liner panel surface to the requirements of ASME Section XI, 2001 Edition thru 2003 Addenda and relief request RR-01 with final results satisfactory.							
580100	240-BB	PANEL ADJACENT TO 240-AA(L) & 240-CC(R)	E1.11	NDEP-0620	VT / CM-764 / Sat	8010	HBR2-10618 SH00195	10/3/2013
Comments:	A visual examination was performed on the containment liner panel surface to the requirements of ASME Section XI, 2001 Edition thru 2003 Addenda and relief request RR-01 with final results satisfactory.							
580200	240-CC	PANEL ADJACENT TO 240-BB(L) & 240-DD(R)	E1.11	NDEP-0620	VT / CM-764 / Sat	8010	HBR2-10618 SH00195	10/3/2013
Comments:	A visual examination was performed on the containment liner panel surface to the requirements of ASME Section XI, 2001 Edition thru 2003 Addenda and relief request RR-01 with final results satisfactory.							
579700	240-X	PANEL ADJACENT TO 240-W(L) & 240-Y(R)	E1.11	NDEP-0620	VT / CM-764 / Sat	8010	HBR2-10618 SH00195	10/2/2013
Comments:	A visual examination was performed on the containment liner panel surface to the requirements of ASME Section XI, 2001 Edition thru 2003 Addenda and relief request RR-01 with final results satisfactory.							
579800	240-Y	PANEL ADJACENT TO 240-X(L) & 240-Z(R)	E1.11	NDEP-0620	VT / CM-764 / Sat	8010	HBR2-10618 SH00195	10/2/2013
Comments:	A visual examination was performed on the containment liner panel surface to the requirements of ASME Section XI, 2001 Edition thru 2003 Addenda and relief request RR-01 with final results satisfactory.							
Evaluation Disposition	Acceptable: Minimum wall identified as .250", acceptable per RNP-C/STRU-1128, Rev. 6. Successive examination has been scheduled for the 3rd Period.							
579900	240-Z	PANEL ADJACENT TO 240-Y(L) & 240-AA(R)	E1.11	NDEP-0620	VT / CM-764 / Sat	8010	HBR2-10618 SH00195	10/2/2013
Comments:	A visual examination was performed on the containment liner panel surface to the requirements of ASME Section XI, 2001 Edition thru 2003 Addenda and relief request RR-01 with final results satisfactory.							
582200	244-AA	PANEL ADJACENT TO 244-Z(L) & 244-BB(R)	E1.11	NDEP-0620	VT / CM-764 / Sat	8010	HBR2-10618 SH00195	10/4/2013
Comments:	A visual examination was performed on the containment liner panel surface to the requirements of ASME Section XI, 2001 Edition thru 2003 Addenda and relief request RR-01 with final results satisfactory.							
582300	244-BB	PANEL ADJACENT TO 244-AA(L) & 244-CC(R)	E1.11	NDEP-0620	VT / CM-764 / Sat	8010	HBR2-10618 SH00195	10/4/2013
Comments:	A visual examination was performed on the containment liner panel surface to the requirements of ASME Section XI, 2001 Edition thru 2003 Addenda and relief request RR-01 with final results satisfactory.							
582400	244-CC	PANEL ADJACENT TO 244-BB(L) & 244-DD(R)	E1.11	NDEP-0620	VT / CM-764 / Sat	8010	HBR2-10618 SH00195	10/4/2013
Comments:	A visual examination was performed on the containment liner panel surface to the requirements of ASME Section XI, 2001 Edition thru 2003 Addenda and relief request RR-01 with final results satisfactory.							
581900	244-X	PANEL ADJACENT TO 244-W(L) & 244-Y(R)	E1.11	NDEP-0620	VT / CM-764 / Sat	8010	HBR2-10618 SH00195	10/2/2013
Comments:	A visual examination was performed on the containment liner panel surface to the requirements of ASME Section XI, 2001 Edition thru 2003 Addenda and relief request RR-01 with final results satisfactory.							
582000	244-Y	PANEL ADJACENT TO 244-X(L) & 244-Z(R)	E1.11	NDEP-0620	VT / CM-764 / Sat	8010	HBR2-10618 SH00195	10/2/2013
Comments:	A visual examination was performed on the containment liner panel surface to the requirements of ASME Section XI, 2001 Edition thru 2003 Addenda and relief request RR-01 with final results satisfactory.							

Summary No.	Comp. ID	Component Description	Item No.	Procedure	Method/Report/Results	System	Dwg/ISO	Exam Date
582100	244-Z	PANEL ADJACENT TO 244-Y(L) & 244-AA(R)	E1.11	NDEP-0620	VT / CM-764 / Sat	8010	HBR2-10618 SH00195	10/2/2013
Comments:	A visual examination was performed on the containment liner panel surface to the requirements of ASME Section XI, 2001 Edition thru 2003 Addenda and relief request RR-01 with final results satisfactory.							
584400	248-AA	PANEL ADJACENT TO 248-Z(L) & 248-BB(R)	E1.11	NDEP-0620	VT / CM-764 / Sat	8010	HBR2-10618 SH00195	10/2/2013
Comments:	A visual examination was performed on the containment liner panel surface to the requirements of ASME Section XI, 2001 Edition thru 2003 Addenda and relief request RR-01 with final results satisfactory.							
584500	248-BB	PANEL ADJACENT TO 248-AA(L) & 248-CC(R)	E1.11	NDEP-0620	VT / CM-764 / Sat	8010	HBR2-10618 SH00195	10/4/2013
Comments:	A visual examination was performed on the containment liner panel surface to the requirements of ASME Section XI, 2001 Edition thru 2003 Addenda and relief request RR-01 with final results satisfactory.							
Evaluation Disposition	Acceptable: Minimum wall identified as .375", acceptable per RNP-C/STRU-1128, Rev. 6. Successive examination has been scheduled for the 3rd Period.							
584600	248-CC	PANEL ADJACENT TO 248-BB(L) & 248-DD(R)	E1.11	NDEP-0620	VT / CM-764 / Sat	8010	HBR2-10618 SH00195	10/4/2013
Comments:	A visual examination was performed on the containment liner panel surface to the requirements of ASME Section XI, 2001 Edition thru 2003 Addenda and relief request RR-01 with final results satisfactory.							
584100	248-X	PANEL ADJACENT TO 248-W(L) & 248-Y(R)	E1.11	NDEP-0620	VT / CM-764 / Sat	8010	HBR2-10618 SH00195	10/2/2013
Comments:	A visual examination was performed on the containment liner panel surface to the requirements of ASME Section XI, 2001 Edition thru 2003 Addenda and relief request RR-01 with final results satisfactory.							
584200	248-Y	PANEL ADJACENT TO 248-X(L) & 248-Z(R)	E1.11	NDEP-0620	VT / CM-764 / Sat	8010	HBR2-10618 SH00195	10/2/2013
Comments:	A visual examination was performed on the containment liner panel surface to the requirements of ASME Section XI, 2001 Edition thru 2003 Addenda and relief request RR-01 with final results satisfactory.							
584300	248-Z	PANEL ADJACENT TO 248-Y(L) & 248-AA(R)	E1.11	NDEP-0620	VT / CM-764 / Sat	8010	HBR2-10618 SH00195	10/2/2013
Comments:	A visual examination was performed on the containment liner panel surface to the requirements of ASME Section XI, 2001 Edition thru 2003 Addenda and relief request RR-01 with final results satisfactory.							
569800	280-A	PANEL ADJACENT TO 280-CCC(L) & 280-B(R)	E1.11	NDEP-0620	VT / CM-764 / Sat	8010	HBR2-10618 SH00195	10/2/2013
Comments:	A visual examination was performed on the containment liner panel surface to the requirements of ASME Section XI, 2001 Edition thru 2003 Addenda and relief request RR-01 with final results satisfactory. This was a successive period examination as required by ASME Section XI.							
573500	280-BBB	PANEL ADJACENT TO 280-AAA(L) & 280-CCC(R)	E1.11	NDEP-0620	VT / CM-764 / Sat	8010	HBR2-10618 SH00195	10/2/2013
Comments:	A visual examination was performed on the containment liner panel surface to the requirements of ASME Section XI, 2001 Edition thru 2003 Addenda and relief request RR-01 with final results satisfactory. This was a successive period examination as required by ASME Section XI.							
570200	280-E	PANEL ADJACENT TO 280-D(L) & 280-F(R)	E1.11	NDEP-0620	VT / CM-764 / Sat	8010	HBR2-10618 SH00195	10/9/2013
Comments:	A visual examination was performed on the containment liner panel surface to the requirements of ASME Section XI, 2001 Edition thru 2003 Addenda and relief request RR-01 with final results satisfactory.							
Evaluation Disposition	Acceptable: Min wall calculated @ .1875" and is evaluated as acceptable per RNP-C/STRU-1128, Rev. 6. Successive examination has been scheduled for the 3rd Period.							
570300	280-F	PANEL ADJACENT TO 280-E(L) & 280-G(R)	E1.11	NDEP-0620	VT / CM-764 / Sat	8010	HBR2-10618 SH00195	10/9/2013
Comments:	A visual examination was performed on the containment liner panel surface to the requirements of ASME Section XI, 2001 Edition thru 2003 Addenda and relief request RR-01 with final results satisfactory.							



Summary No.	Comp. ID	Component Description	Item No.	Procedure	Method/Report/Results	System	Dwg/ISO	Exam Date
570600	280-K	PANEL ADJACENT TO 280-J(L) & 280-L(R)	E1.11	NDEP-0620	VT / CM-764 / Sat	8010	HBR2-10618 SH00195	10/9/2013
Comments:	A visual examination was performed on the containment liner panel surface to the requirements of ASME Section XI, 2001 Edition thru 2003 Addenda and relief request RR-01 with final results satisfactory.							
570700	280-L	PANEL ADJACENT TO 280-K(L) & 280-M1(R)	E1.11	NDEP-0620	VT / CM-764 / Sat	8010	HBR2-10618 SH00195	10/9/2013
Comments:	A visual examination was performed on the containment liner panel surface to the requirements of ASME Section XI, 2001 Edition thru 2003 Addenda and relief request RR-01 with final results satisfactory.							
Evaluation Disposition	Acceptable: Min wall calculated @ 0.1875" and is evaluated as acceptable per RNP-C/STRU-1128, Rev. 6. Successive examination has been scheduled for the 3rd Period.							
633400	280-LL	PANEL ADJACENT TO 280-KK(L) & 280-MM(R)	E1.11	NDEP-0620	VT / CM-764 / Sat	8010	HBR2-10618 SH00195	10/9/2013
Comments:	A visual examination was performed on the containment liner panel surface to the requirements of ASME Section XI, 2001 Edition thru 2003 Addenda and relief request RR-01 with final results satisfactory.							
Evaluation Disposition	Acceptable: Minimum wall calculated @ 0.250" and is evaluated as acceptable per RNP-C/STRU-1128, Rev. 6. Successive examination has been scheduled for the 3rd Period.							
570800	280-M1	PANEL ADJACENT TO 280-L(L) & 280-M2(R)	E1.11	NDEP-0620	VT / CM-764 / Sat	8010	HBR2-10618 SH00195	10/9/2013
Comments:	A visual examination was performed on the containment liner panel surface to the requirements of ASME Section XI, 2001 Edition thru 2003 Addenda and relief request RR-01 with final results satisfactory.							
Evaluation Disposition	Acceptable: Minimum wall calculated @ 0.250" and is evaluated as acceptable per RNP-C/STRU-1128, Rev. 6. Successive examination has been scheduled for the 3rd Period.							
570900	280-M2	PANEL ADJACENT TO 280-M1(L) & 280-M3(R)	E1.11	NDEP-0620	VT / CM-764 / Sat	8010	HBR2-10618 SH00195	10/9/2013
Comments:	A visual examination was performed on the containment liner panel surface to the requirements of ASME Section XI, 2001 Edition thru 2003 Addenda and relief request RR-01 with final results satisfactory.							
Evaluation Disposition	Acceptable: Minimum wall calculated @ 0.250" and is evaluated as acceptable per RNP-C/STRU-1128, Rev. 6. Successive examination has been scheduled for the 3rd Period.							
633500	280-MM	PANEL ADJACENT TO 280-LL(L) & 280-NN(R)	E1.11	NDEP-0620	VT / CM-764 / Sat	8010	HBR2-10618 SH00195	10/9/2013
Comments:	A visual examination was performed on the containment liner panel surface to the requirements of ASME Section XI, 2001 Edition thru 2003 Addenda and relief request RR-01 with final results satisfactory.							
Evaluation Disposition	Acceptable: Minimum wall calculated @ 0.250" and is evaluated as acceptable per RNP-C/STRU-1128, Rev. 6. Successive examination has been scheduled for the 3rd Period.							
572800	280-SS	PANEL ADJACENT TO 280-RR(L) & 280-TT(R)	E1.11	NDEP-0620	VT / CM-764 / Sat	8010	HBR2-10618 SH00195	10/9/2013
Comments:	A visual examination was performed on the containment liner panel surface to the requirements of ASME Section XI, 2001 Edition thru 2003 Addenda and relief request RR-01 with final results satisfactory. This was a successive period examination as required by ASME Section XI.							
572900	280-TT	PANEL ADJACENT TO 280-SS(L) & 280-UU(R)	E1.11	NDEP-0620	VT / CM-764 / Sat	8010	HBR2-10618 SH00195	10/9/2013
Comments:	A visual examination was performed on the containment liner panel surface to the requirements of ASME Section XI, 2001 Edition thru 2003 Addenda and relief request RR-01 with final results satisfactory. This was a successive period examination as required by ASME Section XI.							
573000	280-UU	PANEL ADJACENT TO 280-TT(L) & 280-VV(R)	E1.11	NDEP-0620	VT / CM-764 / Sat	8010	HBR2-10618 SH00195	10/9/2013
Comments:	A visual examination was performed on the containment liner panel surface to the requirements of ASME Section XI, 2001 Edition thru 2003 Addenda and relief request RR-01 with final results satisfactory. This was a successive period examination as required by ASME Section XI.							

Summary No.	Comp. ID	Component Description	Item No.	Procedure	Method/Report/Results	System	Dwg/ISO	Exam Date
573100	280-VV	PANEL ADJACENT TO 280-UU(L) & 280-WW(R)	E1.11	NDEP-0620	VT / CM-764 / Sat	8010	HBR2-10618 SH00195	10/9/2013
Comments:	A visual examination was performed on the containment liner panel surface to the requirements of ASME Section XI, 2001 Edition thru 2003 Addenda and relief request RR-01 with final results satisfactory. This was a successive period examination as required by ASME Section XI.							
632000	280-X	PANEL ADJACENT TO 280-W(L) & 280-Y(R)	E1.11	NDEP-0620	VT / CM-764 / Sat	8010	HBR2-10618 SH00195	10/7/2013
Comments:	A visual examination was performed on the containment liner panel surface to the requirements of ASME Section XI, 2001 Edition thru 2003 Addenda and relief request RR-01 with final results satisfactory.							
632100	280-Y	PANEL ADJACENT TO 280-X(L) & 280-Z(R)	E1.11	NDEP-0620	VT / CM-764 / Sat	8010	HBR2-10618 SH00195	10/7/2013
Comments:	A visual examination was performed on the containment liner panel surface to the requirements of ASME Section XI, 2001 Edition thru 2003 Addenda and relief request RR-01 with final results satisfactory.							
632200	280-Z	PANEL ADJACENT TO 280-Y(L) & 280-AA(R)	E1.11	NDEP-0620	VT / CM-764 / Sat	8010	HBR2-10618 SH00195	10/7/2013
Comments:	A visual examination was performed on the containment liner panel surface to the requirements of ASME Section XI, 2001 Edition thru 2003 Addenda and relief request RR-01 with final results satisfactory.							
635200	284-AA	PANEL ADJACENT TO 284-Z(L) & 284-BB(R)	E1.11	NDEP-0620	VT / CM-764 / Sat	8010	HBR2-10618 SH00195	10/7/2013
Comments:	A visual examination was performed on the containment liner panel surface to the requirements of ASME Section XI, 2001 Edition thru 2003 Addenda and relief request RR-01 with final results satisfactory.							
635000	284-Y	PANEL ADJACENT TO 284-X(L) & 284-Z(R)	E1.11	NDEP-0620	VT / CM-764 / Sat	8010	HBR2-10618 SH00195	10/7/2013
Comments:	A visual examination was performed on the containment liner panel surface to the requirements of ASME Section XI, 2001 Edition thru 2003 Addenda and relief request RR-01 with final results satisfactory.							
635100	284-Z	PANEL ADJACENT TO 284-Y(L) & 284-AA(R)	E1.11	NDEP-0620	VT / CM-764 / Sat	8010	HBR2-10618 SH00195	10/7/2013
Comments:	A visual examination was performed on the containment liner panel surface to the requirements of ASME Section XI, 2001 Edition thru 2003 Addenda and relief request RR-01 with final results satisfactory.							
640100	288-X	PANEL ADJACENT TO 288-W(L) & 288-Y(R)	E1.11	NDEP-0620	VT / CM-764 / Sat	8010	HBR2-10618 SH00195	10/7/2013
Comments:	A visual examination was performed on the containment liner panel surface to the requirements of ASME Section XI, 2001 Edition thru 2003 Addenda and relief request RR-01 with final results satisfactory.							
640200	288-Y	PANEL ADJACENT TO 288-X(L) & 288-Z(R)	E1.11	NDEP-0620	VT / CM-764 / Sat	8010	HBR2-10618 SH00195	10/7/2013
Comments:	A visual examination was performed on the containment liner panel surface to the requirements of ASME Section XI, 2001 Edition thru 2003 Addenda and relief request RR-01 with final results satisfactory.							
640300	288-Z	PANEL ADJACENT TO 288-Y(L) & 288-AA(R)	E1.11	NDEP-0620	VT / CM-764 / Sat	8010	HBR2-10618 SH00195	10/7/2013
Comments:	A visual examination was performed on the containment liner panel surface to the requirements of ASME Section XI, 2001 Edition thru 2003 Addenda and relief request RR-01 with final results satisfactory.							
648100	292-AA	PANEL ADJACENT TO 292-Z(L) & 292-BB(R)	E1.11	NDEP-0620	VT / CM-764 / Sat	8010	HBR2-10618 SH00195	10/7/2013
Comments:	A visual examination was performed on the containment liner panel surface to the requirements of ASME Section XI, 2001 Edition thru 2003 Addenda and relief request RR-01 with final results satisfactory.							
645900	292-Y	PANEL ADJACENT TO 292-X(L) & 292-Z(R)	E1.11	NDEP-0620	VT / CM-764 / Sat	8010	HBR2-10618 SH00195	10/7/2013
Comments:	A visual examination was performed on the containment liner panel surface to the requirements of ASME Section XI, 2001 Edition thru 2003 Addenda and relief request RR-01 with final results satisfactory.							

Summary No.	Comp. ID	Component Description	Item No.	Procedure	Method/Report/Results	System	Dwg/ISO	Exam Date
648000	292-Z	PANEL ADJACENT TO 292-Y(L) & 292-AA(R)	E1.11	NDEP-0620	VT / CM-764 / Sat	8010	HBR2-10618 SH00195	10/7/2013
Comments:	A visual examination was performed on the containment liner panel surface to the requirements of ASME Section XI, 2001 Edition thru 2003 Addenda and relief request RR-01 with final results satisfactory.							
651500	296-X	PANEL ADJACENT TO 296-W(L) & 296-Y(R)	E1.11	NDEP-0620	VT / CM-764 / Sat	8010	HBR2-10618 SH00195	10/7/2013
Comments:	A visual examination was performed on the containment liner panel surface to the requirements of ASME Section XI, 2001 Edition thru 2003 Addenda and relief request RR-01 with final results satisfactory.							
651600	296-Y	PANEL ADJACENT TO 296-X(L) & 296-Z(R)	E1.11	NDEP-0620	VT / CM-764 / Sat	8010	HBR2-10618 SH00195	10/7/2013
Comments:	A visual examination was performed on the containment liner panel surface to the requirements of ASME Section XI, 2001 Edition thru 2003 Addenda and relief request RR-01 with final results satisfactory.							
651700	296-Z	PANEL ADJACENT TO 296-Y(L) & 296-AA(R)	E1.11	NDEP-0620	VT / CM-764 / Sat	8010	HBR2-10618 SH00195	10/7/2013
Comments:	A visual examination was performed on the containment liner panel surface to the requirements of ASME Section XI, 2001 Edition thru 2003 Addenda and relief request RR-01 with final results satisfactory.							
657600	300-AA	PANEL ADJACENT TO 300-Z(L) & 300-BB(R)	E1.11	NDEP-0620	VT / CM-764 / Sat	8010	HBR2-10618 SH00195	10/7/2013
Comments:	A visual examination was performed on the containment liner panel surface to the requirements of ASME Section XI, 2001 Edition thru 2003 Addenda and relief request RR-01 with final results satisfactory.							
657400	300-Y	PANEL ADJACENT TO 300-X(L) & 300-Z(R)	E1.11	NDEP-0620	VT / CM-764 / Sat	8010	HBR2-10618 SH00195	10/7/2013
Comments:	A visual examination was performed on the containment liner panel surface to the requirements of ASME Section XI, 2001 Edition thru 2003 Addenda and relief request RR-01 with final results satisfactory.							
657500	300-Z	PANEL ADJACENT TO 300-Y(L) & 300-AA(R)	E1.11	NDEP-0620	VT / CM-764 / Sat	8010	HBR2-10618 SH00195	10/7/2013
Comments:	A visual examination was performed on the containment liner panel surface to the requirements of ASME Section XI, 2001 Edition thru 2003 Addenda and relief request RR-01 with final results satisfactory.							
663100	304-X	PANEL ADJACENT TO 304-W(L) & 304-Y(R)	E1.11	NDEP-0620	VT / CM-764 / Sat	8010	HBR2-10618 SH00195	10/7/2013
Comments:	A visual examination was performed on the containment liner panel surface to the requirements of ASME Section XI, 2001 Edition thru 2003 Addenda and relief request RR-01 with final results satisfactory.							
663200	304-Y	PANEL ADJACENT TO 304-X(L) & 304-Z(R)	E1.11	NDEP-0620	VT / CM-764 / Sat	8010	HBR2-10618 SH00195	10/7/2013
Comments:	A visual examination was performed on the containment liner panel surface to the requirements of ASME Section XI, 2001 Edition thru 2003 Addenda and relief request RR-01 with final results satisfactory.							
663300	304-Z	PANEL ADJACENT TO 304-Y(L) & 304-AA(R)	E1.11	NDEP-0620	VT / CM-764 / Sat	8010	HBR2-10618 SH00195	10/7/2013
Comments:	A visual examination was performed on the containment liner panel surface to the requirements of ASME Section XI, 2001 Edition thru 2003 Addenda and relief request RR-01 with final results satisfactory.							
669100	308-AA	PANEL ADJACENT TO 308-Z(L) & 308-BB(R)	E1.11	NDEP-0620	VT / CM-764 / Sat	8010	HBR2-10618 SH00195	10/7/2013
Comments:	A visual examination was performed on the containment liner panel surface to the requirements of ASME Section XI, 2001 Edition thru 2003 Addenda and relief request RR-01 with final results satisfactory.							
575600	308-UU	PANEL ADJACENT TO 308-TT(L) & 308-VV(R)	E1.11	NDEP-0620	VT / CM-764 / Sat	8010	HBR2-10618 SH00195	10/8/2013
Comments:	A visual examination was performed on the containment liner panel surface to the requirements of ASME Section XI, 2001 Edition thru 2003 Addenda and relief request RR-01 with final results satisfactory.							

Summary No.	Comp. ID	Component Description	Item No.	Procedure	Method/Report/Results	System	Dwg/ISO	Exam Date
671100	308-VV	PANEL ADJACENT TO 308-UU(L) & 308-WW(R)	E1.11	NDEP-0620	VT / CM-764 / Sat	8010	HBR2-10618 SH00195	10/8/2013
Comments:	A visual examination was performed on the containment liner panel surface to the requirements of ASME Section XI, 2001 Edition thru 2003 Addenda and relief request RR-01 with final results satisfactory.							
668900	308-Y	PANEL ADJACENT TO 308-X(L) & 308-Z(R)	E1.11	NDEP-0620	VT / CM-764 / Sat	8010	HBR2-10618 SH00195	10/7/2013
Comments:	A visual examination was performed on the containment liner panel surface to the requirements of ASME Section XI, 2001 Edition thru 2003 Addenda and relief request RR-01 with final results satisfactory.							
Evaluation Disposition	Acceptable: Minimum wall calculated @ 0.28125" and is evaluated as acceptable per RNP-C/STRU-1128, Rev. 8. Successive examination has been scheduled for the 3rd Period.							
669000	308-Z	PANEL ADJACENT TO 308-X(L) & 308-Z(R)	E1.11	NDEP-0620	VT / CM-764 / Sat	8010	HBR2-10618 SH00195	10/7/2013
Comments:	A visual examination was performed on the containment liner panel surface to the requirements of ASME Section XI, 2001 Edition thru 2003 Addenda and relief request RR-01 with final results satisfactory.							
043100	EQUIP-HATCH-EQ-1A	EQUIPMENT HATCH CYLINDER SURFACE	E1.11	NDEP-0620	VT / VT-13-226 / Unsat	8010	HBR2-10618 SH00198	9/27/2013
				NDEP-0620	VT / VT-13-244 / Unsat	8010	HBR2-10618 SH00198	9/27/2013
				NDEP-0620	VT / VT-13-261 / Sat	8010	HBR2-10618 SH00198	10/6/2013
Comments:	A visual examination was performed on the equipment hatch cylinder surface to the requirements of ASME Section XI, 2001 Edition thru 2003 Addenda and relief request RR-01 with final results satisfactory.							
043200	EQUIP-HATCH-EQ-1B	EQUIPMENT HATCH CYLINDER SURFACE	E1.11	NDEP-0620	VT / VT-13-227 / Unsat	8010	HBR2-10618 SH00198	10/1/2013
				NDEP-0620	VT / VT-13-245 / Unsat	8010	HBR2-10618 SH00198	10/3/2013
				NDEP-0620	VT / VT-13-262 / Unsat	8010	HBR2-10618 SH00198	10/6/2013
Comments:	A visual examination was performed on the equipment hatch cylinder surface to the requirements of ASME Section XI, 2001 Edition thru 2003 Addenda and relief request RR-01 with final results evaluated satisfactory.							
043500	EQUIP-HATCH-EQ-2A	EQUIPMENT HATCH CYLINDER SURFACE	E1.11	NDEP-0620	VT / VT-13-228 / Unsat	8010	HBR2-10618 SH00198	9/27/2013
				NDEP-0620	VT / VT-13-246 / Unsat	8010	HBR2-10618 SH00198	9/30/2013
				NDEP-0620	VT / VT-13-263 / Sat	8010	HBR2-10618 SH00198	10/6/2013
Comments:	A visual examination was performed on the equipment hatch cylinder surface to the requirements of ASME Section XI, 2001 Edition thru 2003 Addenda and relief request RR-01 with final results satisfactory.							
043700	EQUIP-HATCH-EQ-3A	EQUIPMENT HATCH CYLINDER SURFACE	E1.11	NDEP-0620	VT / VT-13-229 / Unsat	8010	HBR2-10618 SH00198	9/27/2013
				NDEP-0620	VT / VT-13-247 / Unsat	8010	HBR2-10618 SH00198	9/27/2013
				NDEP-0620	VT / VT-13-264 / Sat	8010	HBR2-10618 SH00198	10/2/2013
Comments:	A visual examination was performed on the equipment hatch cylinder surface to the requirements of ASME Section XI, 2001 Edition thru 2003 Addenda and relief request RR-01 with final results satisfactory.							
043900	EQUIP-HATCH-EQ-4A	EQUIPMENT HATCH CYLINDER SURFACE	E1.11	NDEP-0620	VT / VT-13-230 / Unsat	8010	HBR2-10618 SH00198	9/30/2013
				NDEP-0620	VT / VT-13-265 / Unsat	8010	HBR2-10618 SH00198	9/30/2013
				NDEP-0620	VT / VT-13-279 / Sat	8010	HBR2-10618 SH00198	10/5/2013
Comments:	A visual examination was performed on the equipment hatch cylinder surface to the requirements of ASME Section XI, 2001 Edition thru 2003 Addenda and relief request RR-01 with final results satisfactory.							

Summary No.	Comp. ID	Component Description	Item No.	Procedure	Method/Report/Results	System	Dwg/ISO	Exam Date
044000	EQUIP-HATCH-EQ-4B	EQUIPMENT HATCH CYLINDER SURFACE	E1.11	NDEP-0620	VT / VT-13-231 / Unsat	8010	HBR2-10618 SH00198	9/30/2013
				NDEP-0620	VT / VT-13-248 / Unsat	8010	HBR2-10618 SH00198	9/30/2013
				NDEP-0620	VT / VT-13-266 / Sat	8010	HBR2-10618 SH00198	10/5/2013
				Comments: A visual examination was performed on the equipment hatch cylinder surface to the requirements of ASME Section XI, 2001 Edition thru 2003 Addenda and relief request RR-01 with final results satisfactory.				
044100	EQUIP-HATCH-EQ-5A	EQUIPMENT HATCH CYLINDER SURFACE	E1.11	NDEP-0620	VT / VT-13-232 / Sat	8010	HBR2-10618 SH00198	9/30/2013
				NDEP-0620	VT / VT-13-249 / Sat	8010	HBR2-10618 SH00198	9/30/2013
				NDEP-0620	VT / VT-13-267 / Sat	8010	HBR2-10618 SH00198	10/5/2013
				Comments: A visual examination was performed on the equipment hatch cylinder surface to the requirements of ASME Section XI, 2001 Edition thru 2003 Addenda and relief request RR-01 with final results satisfactory.				
044300	EQUIP-HATCH-EQ-6A	EQUIPMENT HATCH CYLINDER SURFACE	E1.11	NDEP-0620	VT / VT-13-233 / Unsat	8010	HBR2-10618 SH00198	9/30/2013
				NDEP-0620	VT / VT-13-250 / Unsat	8010	HBR2-10618 SH00198	9/29/2013
				NDEP-0620	VT / VT-13-268 / Sat	8010	HBR2-10618 SH00198	10/5/2013
				Comments: A visual examination was performed on the equipment hatch cylinder surface to the requirements of ASME Section XI, 2001 Edition thru 2003 Addenda and relief request RR-01 with final results satisfactory.				
044500	EQUIP-HATCH-EQ-7A	EQUIPMENT HATCH CYLINDER SURFACE	E1.11	NDEP-0620	VT / VT-13-234 / Sat	8010	HBR2-10618 SH00198	9/30/2013
				NDEP-0620	VT / VT-13-251 / Unsat	8010	HBR2-10618 SH00198	9/28/2013
				NDEP-0620	VT / VT-13-269 / Unsat	8010	HBR2-10618 SH00198	10/5/2013
				Comments: A visual examination was performed on the equipment hatch cylinder surface to the requirements of ASME Section XI, 2001 Edition thru 2003 Addenda and relief request RR-01 with final results evaluated satisfactory.				
044700	EQUIP-HATCH-EQ-8A	EQUIPMENT HATCH CYLINDER SURFACE	E1.11	NDEP-0620	VT / VT-13-235 / Sat	8010	HBR2-10618 SH00198	9/30/2013
				NDEP-0620	VT / VT-13-252 / Unsat	8010	HBR2-10618 SH00198	9/30/2013
				NDEP-0620	VT / VT-13-270 / Unsat	8010	HBR2-10618 SH00198	10/5/2013
				Comments: A visual examination was performed on the equipment hatch cylinder surface to the requirements of ASME Section XI, 2001 Edition thru 2003 Addenda and relief request RR-01 with final results evaluated satisfactory.				
044800	EQUIP-HATCH-EQ-9A	EQUIPMENT HATCH CYLINDER SURFACE	E1.11	NDEP-0620	VT / VT-13-243 / Sat	8010	HBR2-10618 SH00198	9/30/2013
				NDEP-0620	VT / VT-13-253 / Sat	8010	HBR2-10618 SH00198	9/28/2013
				NDEP-0620	VT / VT-13-271 / Sat	8010	HBR2-10618 SH00198	10/5/2013
				Comments: A visual examination was performed on the equipment hatch cylinder surface to the requirements of ASME Section XI, 2001 Edition thru 2003 Addenda and relief request RR-01 with final results satisfactory.				
045100	EQUIP-HATCH-EQ-10A	EQUIPMENT HATCH CYLINDER SURFACE	E1.11	NDEP-0620	VT / VT-13-236 / Unsat	8010	HBR2-10618 SH00198	9/30/2013
				NDEP-0620	VT / VT-13-254 / Unsat	8010	HBR2-10618 SH00198	9/28/2013
				NDEP-0620	VT / VT-13-272 / Sat	8010	HBR2-10618 SH00198	10/5/2013
				Comments: A visual examination was performed on the equipment hatch cylinder surface to the requirements of ASME Section XI, 2001 Edition thru 2003 Addenda and relief request RR-01 with final results satisfactory.				
045300	EQUIP-HATCH-EQ-11A	EQUIPMENT HATCH CYLINDER SURFACE	E1.11	NDEP-0620	VT / VT-13-237 / Sat	8010	HBR2-10618 SH00198	9/30/2013
				NDEP-0620	VT / VT-13-255 / Sat	8010	HBR2-10618 SH00198	9/28/2013
				NDEP-0620	VT / VT-13-273 / Sat	8010	HBR2-10618 SH00198	10/5/2013
				Comments: A visual examination was performed on the equipment hatch cylinder surface to the requirements of ASME Section XI, 2001 Edition thru 2003 Addenda and relief request RR-01 with final results satisfactory.				

Summary No.	Comp. ID	Component Description	Item No.	Procedure	Method/Report/Results	System	Dwg/ISO	Exam Date
045500	EQUIP-HATCH-EQ-12A	EQUIPMENT HATCH CYLINDER SURFACE	E1.11	NDEP-0620	VT / VT-13-238 / Sat	8010	HBR2-10618 SH00198	9/30/2013
				NDEP-0620	VT / VT-13-256 / Unsat	8010	HBR2-10618 SH00198	9/30/2013
				NDEP-0620	VT / VT-13-274 / Sat	8010	HBR2-10618 SH00198	10/9/2013
Comments: A visual examination was performed on the equipment hatch cylinder surface to the requirements of ASME Section XI, 2001 Edition thru 2003 Addenda and relief request RR-01 with final results satisfactory.								
045600	EQUIP-HATCH-EQ-12B	EQUIPMENT HATCH CYLINDER SURFACE	E1.11	NDEP-0620	VT / VT-13-239 / Unsat	8010	HBR2-10618 SH00198	9/30/2013
				NDEP-0620	VT / VT-13-257 / Unsat	8010	HBR2-10618 SH00198	10/1/2013
				NDEP-0620	VT / VT-13-275 / Sat	8010	HBR2-10618 SH00198	10/5/2013
Comments: A visual examination was performed on the equipment hatch cylinder surface to the requirements of ASME Section XI, 2001 Edition thru 2003 Addenda and relief request RR-01 with final results satisfactory.								
045700	EQUIP-HATCH-EQ-13A	EQUIPMENT HATCH CYLINDER SURFACE	E1.11	NDEP-0620	VT / VT-13-240 / Unsat	8010	HBR2-10618 SH00198	9/27/2013
				NDEP-0620	VT / VT-13-258 / Unsat	8010	HBR2-10618 SH00198	9/30/2013
				NDEP-0620	VT / VT-13-276 / Sat	8010	HBR2-10618 SH00198	10/7/2013
Comments: A visual examination was performed on the equipment hatch cylinder surface to the requirements of ASME Section XI, 2001 Edition thru 2003 Addenda and relief request RR-01 with final results satisfactory.								
045900	EQUIP-HATCH-EQ-14A	EQUIPMENT HATCH CYLINDER SURFACE	E1.11	NDEP-0620	VT / VT-13-241 / Unsat	8010	HBR2-10618 SH00198	9/27/2013
				NDEP-0620	VT / VT-13-259 / Unsat	8010	HBR2-10618 SH00198	9/27/2013
				NDEP-0620	VT / VT-13-277 / Sat	8010	HBR2-10618 SH00198	10/6/2013
Comments: A visual examination was performed on the equipment hatch cylinder surface to the requirements of ASME Section XI, 2001 Edition thru 2003 Addenda and relief request RR-01 with final results satisfactory.								
046100	EQUIP-HATCH-EQ-15A	EQUIPMENT HATCH CYLINDER SURFACE	E1.11	NDEP-0620	VT / VT-13-242 / Unsat	8010	HBR2-10618 SH00198	9/27/2013
				NDEP-0620	VT / VT-13-260 / Unsat	8010	HBR2-10618 SH00198	9/27/2013
				NDEP-0620	VT / VT-13-278 / Sat	8010	HBR2-10618 SH00198	10/6/2013
Comments: A visual examination was performed on the equipment hatch cylinder surface to the requirements of ASME Section XI, 2001 Edition thru 2003 Addenda and relief request RR-01 with final results satisfactory.								
All examination areas associated with the equipment hatch cylinder sheathing/insulation panels was resolved prior to the reinstallation of the sheathing/insulation installation.								

**TAB  
H  
EXAMINATION  
PERCENTAGE  
SUMMARY**

### CLASS 1 SUMMARY TABLE

CATEGORY	TOTAL NUMBER OF COMPONENTS	INTERVAL NUMBER REQUIRED	INTERVAL NUMBER COMPLETE	INTERVAL PERCENT COMPLETE	NUMBER SCHEDULED/COMPLETED		
					1 <sup>ST</sup> PERIOD	2 <sup>ND</sup> PERIOD	3 <sup>RD</sup> PERIOD
B-A	20	20	0	0%	0/0	0/0	20/0
B-B	13	5	0	0%	1/0	2/0	2/0
B-D	36	24	2	8%	3/2	5/0	16/0
B-F	12	12	3	25%	4/3	4/0	4/0
B-G-1 <sup>2</sup>	347	248	0	0%	0/0	0/0	248/0
B-G-2 <sup>3</sup>	44	44	4	9%	4/4	0/0	0/0
B-J	736	184	2	1%	62/2	62/0	60/0
B-K	50	6	0	0%	2/0	2/0	2/0
B-L-2 <sup>2</sup>	3	1	0	0%	0/0	0/0	0/0
B-M-2 <sup>2</sup>	11	3	0	0%	0/0	0/0	0/0
B-N-1	1	3	1	33%	1/1	1/0	1/0
B-N-2	1	1	0	0%	0/0	0/0	1/0
B-N-3	1	1	0	0%	0/0	0/0	1/0
B-O	56	6	0	0%	2/0	2/0	2/0
B-P	1	6	1 of 6	16%	2/1	2/0	2/0
B-Q	3	TECH SPEC	N/A	N/A	N/A	N/A	N/A

\* Deferral Permissible

<sup>1</sup> Relief Request

<sup>2</sup> Examination only required if component is disassembled

<sup>3</sup> Only one component per group requires examination



**CLASS 2 SUMMARY TABLE**

CATEGORY	TOTAL NUMBER OF COMPONENTS	INTERVAL NUMBER REQUIRED	INTERVAL NUMBER COMPLETE	INTERVAL PERCENT COMPLETE	# SCHEDULED/COMPLETED		
					1 <sup>ST</sup> PERIOD	2 <sup>ND</sup> PERIOD	3 <sup>RD</sup> PERIOD
C-A	21	9	0	0%	3/0	3/0	3/0
C-B	26	10	0	0%	4/0	2/0	4/0
C-C	179	8	2	33%	3/2	2/0	3/0
C-D	1	1	0	0%	0/0	1/0	0/0
C-F-1	1137	86	5	5%	29/5	28/0	29/0
C-F-2	253	28	0	0%	9/0	10/0	9/0
C-H	11	11 (per period)	6 of 33	18%	11/6	11/0	11/0

### CLASS 1, 2, & 3 SUPPORT SUMMARY TABLE

CATEGORY	TOTAL NUMBER OF COMPONENTS	INTERVAL NUMBER REQUIRED	INTERVAL NUMBER COMPLETE	INTERVAL PERCENT COMPLETE	# SCHEDULED/COMPLETED		
					1 <sup>ST</sup> PERIOD	2 <sup>ND</sup> PERIOD	3 <sup>RD</sup> PERIOD
F-A F1.10	199	50	4	8%	17/4	17/0	17/0
F-A, F1.20	533	80	16	20%	26/16	27/0	27/0
F-A, F1.30	465	47	16	34%	16/16	16/0	16/0
F-A, F1.40	88 Supports on 46 components (24 Groups)	44	8	18%	12/8	15/0	17/0

**TAB  
I  
REPAIR  
AND  
REPLACEMENT  
SUMMARY**

## Refueling Outage 28 - NIS-2 Summary

Work Order	NIS2 #:	Component ID	R/R Activity	System #	R/R Description
1665621	13-001	SV1-4B	Valve Disc	3020	Replaced valve disc.
1618508	13-002	SW-PMP-A	Pump	4080	Replaced SW-PMP-A pump with new pump
1933717-18	13-003	SI-PMP-B	Casing Stud	2080	Replaced casing studs # 2, 4, 6, 10 & 14.
1800340	13-004	FCV-498	Studs (3) Nuts (20)	3050	Replace body to bonnet studs (3) and nuts (20)
1990868	13-005	SG-A-PM-CVR	Manway Bolting	3005	Replaced hot and cold leg manway bolting with spare rotating set. Replaced hot leg studs 2, 9, 10, 14, & 16 with new. Replaced cold leg studs 10 & 11 with new.
2016550	13-006	SG-B-PM-CVR	Manway Bolting	3005	Replaced hot and cold leg manway bolting with spare rotating set. Replaced hot leg studs 3, 4, 5, 8, 11, & 12 with new. Replaced cold leg studs 1, 4, 8, & 15 with new.
2064235	13-007	Snubber-RSV-A	Hydraulic fluid reservoir	3005	Replaced snubber hydraulic fluid reservoir
2290058	13-008	SI-875N	Pipe cap	2080	Replace valve SI-876N cap.
2057206	13-009	RC-545A	Valve	2005	Replaced valve
2148449	13-010	CVC-398A	Valve Bonnet	2060	Replaced bonnet assembly
2085930-12	13-011	234/A	Support	2080	Modified support per EC 85906

Work Order	NIS2 #:	Component ID	R/R Activity	System #	R/R Description
1818567	13-012	SW-118	Valve	4060	Replace valve SW-118
1927845	13-013	SW-100	Valve	4060	Replace valve SW-100
2098480	13-014	SG-C-IP-CVR	Manway Bolting	3005	Replace Steam Generator "C" Inspection Port bolting to specs.
2148448	13-015	CVC-335	Valve Bonnet	2060	Replaced bonnet assembly
2047191	13-016	CPL-134/G	Anchor Bolt	2080	Replace anchor bolt and U-bolt on support CPL-134-G
2085682	13-017	IA-525	Valve Disc	6135	Replaced IA-525 Valve Disc.
2148451	13-018	CVC-600	Bonnet Assembly	2060	Replaced valve bonnet assembly.
2098532-09	13-019	232/Y	Support	2080	Modified support per EC 85906
2098537	13-020	SI-880D	Valve	2080	Replaced Valve
2085930	13-021	SI-880A	Valve	2080	Replace valve and piping.
2086073	13-022	CVC-353	Bonnet Assembly	2060	Replace bonnet assembly on valve CVC-353
2274240	13-023	SW-PMP-B	Pump	4060	Replaced service water pump "B"

Work Order	NIS2 #:	Component ID	R/R Activity	System #	R/R Description
2098532	13-024	SI-880C	Valve	2080	Replaced valve and piping.
774374	13-025	CVC-266	Valve Disc	2060	Replaced Valve Disc
1927047	13-026	SW-61	Valve	4060	Replace valve SW-61 and bolting.
1927045	13-027	SW-54	Valve	4060	Replace valve SW-54 and bolting.
2085933	13-028	CVC-381	Valve	2060	Replace Valve CVC-381 and Piping
2258587	13-029	CVC-312B	Bonnet Studs	2060	Replaced Body to Bonnet Bolting
2058621	13-030	2-CH-15B	Spring Can Support	2060	Restored Hanger CPL-143-T settings to design condition
2008898 08	13-031	RHR-PMP-B	Casing Stud	2045	Replaced Casing Stud on RHR-PMP-B
1842290 01	13-032	Valve Discs	SI-865A	2080	Replaced valve discs
2049189 12	13-033	Bushing to Bonnet	RHR-759B	2045	Tack welded Stem Hole Bushing to Valve Bonnet
2047543 01	13-034	215FW-5A-6009	FW-5A-6009	3065	Adjusted and re-positioned spring support
2064234 01	13-035	Snubber-RSV-C	RSV-C	3005	Replaced fluid reservoir

Work Order	NIS2 #:	Component ID	R/R Activity	System #	R/R Description
558985/133051	13-036	MS-261B	Disc	3020	Valve rebuild including disc and bolting replacement and tack welding bushing to disc.
558815 01	13-037	Snubber 25	Snubber 25	2080	Replaced snubber with new unit
2083425 01	13-038	RHR-PMP-B	Mechanical Seal Cartridge	2045	Replaced mechanical seal cartridge and gland studs.
2098531	13-039	SI-880B	Valve	2080	Replace valve and piping.
2097318 13	13-040	CH-18A	CH-18-RG02	2060	Removed and reinstalled support CH-18-RG02
13301615 01	13-041	Flow Element	FE-110	2060	Replaced flow element
2258592 01	13-042	CVC-312A	Bonnet Studs	2080	Replaced Body to Bonnet Bolting
2038715 01	13-043	WD-1787	Bonnet Studs	7080	Replaced bonnet studs
2083276 05	13-044	RC-94	Studs	2005	Replaced bolting
2083273 01	13-045	CVC-203B	Relief Valve	2080	Replaced valve with rotated spare. Replaced valve failed functional test
2097318	13-046	CVC-200B	Control Valve	2080	Replace valve
2087314	13-047	CVC-200C	Valve	2060	Replace valve

Work Order	NIS2 #:	Component ID	R/R Activity	System #	R/R Description
2031489 08	13-048	4 FW-33/16-FW-10	16" X 4" branch connection	3050	Replace AFW branch connection with prefabricated fitting (16"x 4")
2031489 11	13-049	4 FW-34/16-FW-11	16" X 4" branch connection	3050	Replace AFW branch connection with prefabricated fitting (16"x 4")
2068053 01	13-050	S8-1A	Threaded Rod	4060	Replaced bolting. Work performed in conjunction with WO 1127879 10
2031489 28	13-051	FW-6B-50	Restraint	3050	Remove and replace pipe support
2097318	13-052	CVC-200A	Valve	2060	Replace valve
2133886	13-053	RPV Washers/Nut	RPV Washers/Nuts	1005	Replaced RPV Washers/Nuts with Hydranuts
2049172	13-054	Snubber # 18	Snubber	2045	Replaced snubber with new snubber from stores
01902298	13-055	3-CW-178	Backwash Piping	4060	Replace Pipe and associated fittings including valves
2294388	13-056	CC-716B	Valve Internals	4060	Replaced valve internals and reinstalled.
2121916-14	13-057	FIC-658	Flow meter	4080	Replace flow meter.
2104385	13-058	CVC-336	Bonnet	2060	Replace bonnet assembly
558984	13-059	MS-V1-3C	Valve Internals	3020	Rebuilt valve internals.



Work Order	NIS2 #:	Component ID	R/R Activity	System #	R/R Description
2291431	13-060	EXCS-LTDN-HTX	Shell Flange Nut (1)	2060	Shell flange nut (1) replaced.
13307933 08	13-061	SFPC-805A	Valve	7110	Replace valve SFPC-805A with new valve and piping/elbows
2098131	13-062	S/G-A Hot Leg	Row 1, Column 47	2005	Plugged S/G "A" tubes at row 1 column 47 and row 20 column 35.
2098132	13-063	S/G-B Cold Leg	Row 11, Column 70	2005	Plugged S/G "B" tubes at row 11 column 70 and row 25 column 10.
1800231	13-064	SW-545	Check Valve	4060	Replaced existing SW-545 with spare refurbished valve from stores
2063555 01	13-065	CVC-313	Check Valve	2060	Replaced check valve and elbow by welding
2086632	13-066	EQUIP-HATCH	Equip-Hatch	8010	Modified the equipment hatch by welding quick closure clamping devices

**ATTACHMENT**

**OWNERS REPAIR /  
REPLACEMENT ACTIVITIES  
FORM NIS-2**

## FORM NIS-2 OWNER'S REPORT FOR REPAIR/REPLACEMENT ACTIVITY

As Required by the Provisions of the ASME Code Section XI

1. Owner PROGRESS ENERGY CAROLINAS, INC Date: 9/9/2013  
 Name  
411 FAYETTEVILLE ST., RALEIGH, NC 27602  
 Address
2. Plant H.B. ROBINSON Unit: 2  
 Name  
3581 WEST ENTRANCE RD. HARTSVILLE, SC 29550  
 Address  
 EC# N/A EE# N/A  
 WR/WO: 1865621 CR: N/A  
 Repair Organization PO No./Job No./etc.
3. Work Performed by PROGRESS ENERGY CAROLINAS, INC Type Code Symbol Stamp: N/A  
 Name  
3581 WEST ENTRANCE RD. HARTSVILLE, SC 29550  
 Address  
 Authorization No.: N/A  
 Expiration Date: N/A
4. Identification of System: Class 2 MAIN STEAM SYSTEM 3020
5. (a) Applicable Construction Code: B 31.1 Edition: 1967 Addenda: N/A Code Case: N/A  
 Design Specification: CPL-R2-MV61
- (b) Applicable Edition of Section XI Used for Repair/Replacement Activity: 2007 Edition 2008 Addenda  
 Code Case: N/A

## 6. Identification of Components Repaired or Replaced and Replacement Components

Name of Component	Name of Manufacturer	Manufacturer Serial No.	National Board No.	Other Identification	Year Built	Corrected, Removed, or Installed	ASME Code Stamp (Yes or No)
Valve Disc	Crosby	N/A	N/A	SV1-4B	1992	Removed	N
Valve Disc	Crosby	N/A	N/A	SV1-4B	2012	Installed	N

7. Description of Work: Replaced valve disc.
8. Test Conducted: Hydrostatic ☐ Pneumatic ☐ Nominal Operating Pressure ☐ Exempt ☒
- Other [N/A] Pressure [N/A] psig Test Temp. [N/A] °F

13-001

9 Remarks: See WO 1665621 turnover package  
Applicable Manufacturer's Data Reports to be attached

### CERTIFICATE OF COMPLIANCE

I certify that the statements made in the report are correct and this conforms to the requirements of the ASME Code, Section XI.

Type Code Symbol Stamp \_\_\_\_\_ N/A \_\_\_\_\_

Certificate of Authorization No. \_\_\_\_\_ N/A \_\_\_\_\_

Signed MAI ALIN \_\_\_\_\_ ISI ENGINEER \_\_\_\_\_ Date 9/9/2013

Owner or Owner's Designee, Title

### CERTIFICATE OF INSERVICE INSPECTION

I, the undersigned, holding a valid commission issued by the National Board of Boiler and Pressure Vessel Inspectors and the State or Province of South Carolina and employed by HSBCT of HARTFORD, CONNECTICUT have inspected the components described in this Owner's Report during the period 2/13/2012 to 9/9/2013 and state that to the best of my knowledge and belief, the Owner has performed examinations and taken corrective measures described in this Owner's Report in accordance with the requirements of the ASME Code, Section XI.

By signing this certificate neither the Inspector or his employer makes any warranty, expressed or implied, concerning the examinations and corrective measures described in this Owner's Report. Furthermore, neither the Inspector nor his employer shall be liable in any manner for any personal injury or property damage or a loss of any kind arising from or connected with this inspection.

AMOSTA ELKOUH  
Inspector's Signature

Commissions NB 13930 SC 264 AMI  
National Board, State, Province, and Endorsements

Date 9/9/2013

## FORM NIS-2 OWNER'S REPORT FOR REPAIR/REPLACEMENT ACTIVITY

As Required by the Provisions of the ASME Code Section XI

1. Owner PROGRESS ENERGY CAROLINAS, INC Date 9/15/2013  
 Name  
411 FAYETTEVILLE ST., RALEIGH, NC 27602 Sheet: 1 of 2  
 Address
2. Plant H.B.ROBINSON Unit: 2  
 Name  
3581 WEST ENTRANCE RD. HARTSVILLE, SC 29550 EC# N/A EE N/A  
 Address WR# WO.1618508 CR N/A  
 Repair Organization PO No./Job No., etc
3. Work Performed by PROGRESS ENERGY CAROLINAS, INC Type Code Symbol Stamp: N/A  
 Name Authorization No.: N/A  
3581 WEST ENTRANCE RD. HARTSVILLE, SC 29550 Expiration Date N/A  
 Address
4. Identification of System Class 3 SERVICE WATER SYSTEM 4080
- 5 (a) Applicable Construction Code B31.1 Edition: 1967 Addenda N/A Code Case N/A  
 Design Specification: CPL-R2-MP-12
- (b) Applicable Edition of Section XI Used for Repair/Replacement Activity: 2007 Edition 2008 Addenda  
 Code Case: N/A

## 6. Identification of Components Repaired or Replaced and Replacement Components

Name of Component	Name of Manufacturer	Manufacturer Serial No	National Board No.	Other Identification	Year Built	Corrected, Removed, or Installed	ASME Code Stamp (Yes or No)
Pump	Johnston	J26438	N/A	SW-PMP-A	2001	Removed	N
Pump	Sulzer	487812	N/A	SW-PMP-A	2012	Installed	N

7. Description of Work: Replaced SW-PMP-A pump with new pump
8. Test Conducted: Hydrostatic ☐ Pneumatic ☐ Nominal Operating Pressure ☒ Exempt ☐
- Other VT-2 Pressure 51 psig Test Temp. AMB °F

13-002

9. Remarks See WO 1618508 turnover package  
Applicable Manufacturer's Data Reports to be attached

CERTIFICATE OF COMPLIANCE		
I certify that the statements made in the report are correct and this conforms to the requirements of the ASME Code, Section XI		
Type Code Symbol Stamp _____	N/A	
Certificate of Authorization No. _____	N/A	
Signed <u>M. A. Bell</u>	ISI ENGINEER	Date <u>9/15/2013</u>
Owner or Owner's Designee, Title		

CERTIFICATE OF INSERVICE INSPECTION	
<p>I, the undersigned, holding a valid commission issued by the National Board of Boiler and Pressure Vessel Inspectors and the State or Province of <u>South Carolina</u> and employed by <u>HSBCT</u> of <u>HARTFORD, CONNECTICUT</u> have inspected the components described in this Owner's Report during the period <u>5/6/2013</u> to <u>9/15/2013</u> and state that to the best of my knowledge and belief, the Owner has performed examinations and taken corrective measures described in this Owner's Report in accordance with the requirements of the ASME Code, Section XI.</p> <p>By signing this certificate neither the Inspector or his employer makes any warranty, expressed or implied, concerning the examinations and corrective measures described in this Owner's Report. Furthermore, neither the Inspector nor his employer shall be liable in any manner for any personal injury or property damage or a loss of any kind arising from or connected with this inspection.</p>	
<u>El Hostafa Elkout</u> Inspector's Signature	Commissions <u>NB 13930 SC 264 ANII</u> National Board, State, Province, and Endorsements
Date <u>9/15/2013</u>	

## FORM NIS-2 OWNER'S REPORT FOR REPAIR/REPLACEMENT ACTIVITY

As Required by the Provisions of the ASME Code Section XI

1. Owner PROGRESS ENERGY CAROLINAS, INC Date: 9/15/2013  
 Name  
411 FAYETTEVILLE ST., RALEIGH, NC 27602  
 Address
2. Plant H.B.ROBINSON Unit: 2  
 Name  
3581 WEST Entrance RD, HARTSVILLE, SC 29550  
 Address  
 EC# N/A EE N/A  
 WR/VO: 1933717-18 CR: N/A  
 Repair Organization PO No./Job No./etc
3. Work Performed by PROGRESS ENERGY CAROLINAS, INC Type Code Symbol Stamp: N/A  
 Name  
3581 WEST ENTRANCE RD, HARTSVILLE, SC 29550  
 Address  
 Authorization No.: N/A  
 Expiration Date: N/A
4. Identification of System: Class:2 SAFETY INJECTION SYSTEM 2080
5. (a) Applicable Construction Code: B 31.1 Edition: 1987 Addenda: N/A Code Case: N/A  
 Design Specification: N/A
- (b) Applicable Edition of Section XI Used for Repair/Replacement Activity: 2007 Edition 2008 Addenda  
 Code Case: N/A

## 6. Identification of Components Repaired or Replaced and Replacement Components

Name of Component	Name of Manufacturer	Manufacturer Serial No.	National Board No.	Other Identification	Year Built	Corrected, Removed, or Installed	ASME Code Stamp (Yes or No)
Casing Stud	Nova	N/A	N/A	SI-PMP-B	1971	Removed	N
Casing Stud	Nova	N/A	N/A	SI-PMP-B	2013	Installed	N

7. Description of Work: Replaced casing studs # 2, 4, 6, 10 & 14
8. Test Conducted. Hydrostatic ☐ Pneumatic ☐ Nominal Operating Pressure ☐ Exempt ☐

Other VT-1 Pressure N/A psig Test Temp. N/A °F

13-003

9. Remarks: See WO 1933717-18 turnover package  
Applicable Manufacturer's Data Reports to be attached

CERTIFICATE OF COMPLIANCE		
I certify that the statements made in the report are correct and this conforms to the requirements of the ASME Code, Section XI.		
Type Code Symbol Stamp	N/A	
Certificate of Authorization No.	N/A	
Signed <u>M. W. Brown</u>	ISI ENGINEER	Date <u>9/15/2013</u>
Owner or Owner's Designee, Title		
CERTIFICATE OF INSERVICE INSPECTION		
<p>I, the undersigned, holding a valid commission issued by the National Board of Boiler and Pressure Vessel Inspectors and the State or Province of <u>South Carolina</u> and employed by <u>HSBCT</u> of <u>HARTFORD, CONNECTICUT</u> have inspected the components described in this Owner's Report during the period <u>11/6/2012</u> to <u>9/15/2013</u> and state that to the best of my knowledge and belief, the Owner has performed examinations and taken corrective measures described in this Owner's Report in accordance with the requirements of the ASME Code, Section XI.</p> <p>By signing this certificate neither the Inspector or his employer makes any warranty, expressed or implied, concerning the examinations and corrective measures described in this Owner's Report. Furthermore, neither the Inspector nor his employer shall be liable in any manner for any personal injury or property damage or a loss of any kind arising from or connected with this inspection.</p>		
<u>E. MOSTAFI EYKOLAH</u> Inspector's Signature	Commissions <u>NB 13930 SC 264 ANII</u> National Board, State, Province, and Endorsements	
Date <u>9/15/2013</u>		

13-003



## FORM NIS-2 OWNER'S REPORT FOR REPAIR/REPLACEMENT ACTIVITY

As Required by the Provisions of the ASME Code Section XI

1 Owner PROGRESS ENERGY CAROLINAS, INC Date 10/1/2013  
 Name  
411 FAYETTEVILLE ST., RALEIGH, NC 27602  
 Address

2 Plant H.B. ROBINSON Unit 2  
 Name  
3581 WEST ENTRANCE RD. HARTSVILLE, SC 29550  
 Address

EC# N/A EE N/A  
 WR/VO: 1800340 CR N/A  
 Repair Organization PO No, Job No, etc.

3 Work Performed by PROGRESS ENERGY CAROLINAS, INC Type Code Symbol Stamp: N/A  
 Name  
3581 WEST ENTRANCE RD. HARTSVILLE, SC 29550  
 Address

Authorization No.: N/A  
 Expiration Date: N/A

4 Identification of System Class 3 FEED WATER SYSTEM 3050

5 (a) Applicable Construction Code B 31.1 Edition: 1967 Addenda: N/A Code Case N/A  
 Design Specification: N/A

(b) Applicable Edition of Section XI Used for Repair/Replacement Activity: 2007 Edition 2008 Addenda  
 Code Case: N/A

6 Identification of Components Repaired or Replaced and Replacement Components

Name of Component	Name of Manufacturer	Manufacturer Serial No.	National Board No.	Other Identification	Year Built	Corrected, Removed, or Installed	ASME Code Stamp (Yes or No)
Studs (3) Nuts (20)	Copes Vulcan	N/A	N/A	FCV-498	1971	Removed	N
Studs (3) Nuts (20)	Copes Vulcan	N/A	N/A	FCV-498	2012	Installed	N

7 Description of Work: Replace body to bonnet studs (3) and nuts (20)

8 Test Conducted: Hydrostatic ☐ Pneumatic ☐ Nominal Operating Pressure ☐ Exempt ☒

Other ☐ Pressure [N/A] psig Test Temp. [N/A] °F

13-004

9 Remarks: See WO 1800340 turnover package  
Applicable Manufacturer's Data Reports to be attached

CERTIFICATE OF COMPLIANCE		
I certify that the statements made in the report are correct and this conforms to the requirements of the ASME Code, Section XI		
Type Code Symbol Stamp	N/A	
Certificate of Authorization No	N/A	
Signed <u>[Signature]</u>	ISI ENGINEER	Date <u>10/1/2013</u>
Owner or Owner's Designee, Title		
CERTIFICATE OF INSERVICE INSPECTION		
<p>I, the undersigned, holding a valid commission issued by the National Board of Boiler and Pressure Vessel Inspectors and the State or Province of <u>South Carolina</u> and employed by <u>HSBCT</u> of <u>HARTFORD, CONNECTICUT</u> have inspected the components described in this Owner's Report during the period <u>1/30/2012</u> to <u>10/1/2013</u> and state that to the best of my knowledge and belief, the Owner has performed examinations and taken corrective measures described in this Owner's Report in accordance with the requirements of the ASME Code, Section XI.</p> <p>By signing this certificate neither the Inspector or his employer makes any warranty, expressed or implied, concerning the examinations and corrective measures described in this Owner's Report. Furthermore, neither the Inspector nor his employer shall be liable in any manner for any personal injury or property damage or a loss of any kind arising from or connected with this inspection.</p>		
<u>EMESTANA EKOYU</u> Inspector's Signature	Commissions <u>NB 13930 SC 264 ANII</u> National Board, State, Province, and Endorsements	
Date: <u>10/1/2013</u>		

13-004

## FORM NIS-2 OWNER'S REPORT FOR REPAIR/REPLACEMENT ACTIVITY

As Required by the Provisions of the ASME Code Section XI

1. Owner DUKE-ENERGY-PROGRESS, INC Date: 10/29/2013  
 Name  
526 S. Church Street, Charlotte, NC 28201 Sheet: 1 of 2  
 Address
2. Plant H.B. ROBINSON Unit: 2  
 Name  
3581 WEST Entrance RD: HARTSVILLE, SC 29550 EC# N/A EE: N/A  
 Address WR# WO-1990868 CR: N/A  
 Repair Organization PO No./Job No./etc.
3. Work Performed by PROGRESS ENERGY CAROLINAS, INC Type Code Symbol Stamp: N/A  
 Name  
3581 WEST ENTRANCE RD: HARTSVILLE, SC 29550 Authorization No.: N/A  
 Address Expiration Date: N/A
4. Identification of System: Class: 1 STEAM GENERATOR SYSTEM 3005
5. (a) Applicable Construction Code: ASME Section III Edition: 1965 Addenda: 1965 Code Case: N/A  
 Design Specification: 955479
- (b) Applicable Edition of Section XI Used for Repair/Replacement Activity: 2007 Edition 2008 Addenda  
 Code Case: N/A

## 6. Identification of Components Repaired or Replaced and Replacement Components

Name of Component	Name of Manufacturer	Manufacturer Serial No	National Board No.	Other Identification	Year Built	Corrected, Removed, or Installed	ASME Code Stamp (Yes or No)
Manway Bolting	Westinghouse	N/A	N/A	SG-A-PM-CVR	1971	Removed	N
Manway Bolting	ATC Nuclear	N/A	N/A	SG-A-PM-CVR	2013	Installed	N

7. Description of Work: Replaced hot and cold leg manway bolting with spare rotating set. Replaced hot leg studs 2, 9, 10, 14, & 16 with new. Replaced cold leg studs 10 & 11 with new.
8. Test Conducted: Hydrostatic ☐ Pneumatic ☐ Nominal Operating Pressure ☐ Exempt ☐

Other VT-1 Pressure (N/A) psig Test Temp. (N/A) °F

13-005

9 Remarks See 1990868 turnover package  
Applicable Manufacturer's Data Reports to be attached

### CERTIFICATE OF COMPLIANCE

I certify that the statements made in the report are correct and this conforms to the requirements of the ASME Code, Section XI

Type Code Symbol Stamp \_\_\_\_\_ N/A

Certificate of Authorization No. \_\_\_\_\_ N/A

Signed M. W. [Signature] ISI ENGINEER Date 10/1/2013  
Owner or Owner's Designee, Title

### CERTIFICATE OF INSERVICE INSPECTION

I, the undersigned, holding a valid commission issued by the National Board of Boiler and Pressure Vessel Inspectors and the State or Province of South Carolina and employed by HSBCT of HARTFORD, CONNECTICUT have inspected the components described in this Owner's Report during the period 9/25/2013 to 10/1/2013 and state that to the best of my knowledge and belief, the Owner has performed examinations and taken corrective measures described in this Owner's Report in accordance with the requirements of the ASME Code, Section XI.

By signing this certificate neither the Inspector or his employer makes any warranty, expressed or implied, concerning the examinations and corrective measures described in this Owner's Report. Furthermore, neither the Inspector nor his employer shall be liable in any manner for any personal injury or property damage or a loss of any kind arising from or connected with this inspection.

AMOSTMA [Signature]  
Inspector's Signature

Commissions NB 13930 SC 264 ANII  
National Board, State, Province, and Endorsements

Date 10/1/2013

13-005

## FORM NIS-2 OWNER'S REPORT FOR REPAIR/REPLACEMENT ACTIVITY

As Required by the Provisions of the ASME Code Section XI

1. Owner DUKE-ENERGY-PROGRESS, INC Date: 10/29/2013  
 Name  
526 S. Church Street, Charlotte, NC 28201  
 Address
2. Plant H.B. ROBINSON Unit: 2  
 Name  
3581 WEST Entrance RD, HARTSVILLE, SC 29550  
 Address  
 EC# N/A EE N/A  
 WR/RO 2016550 CR N/A  
 Repair Organization PO No./Job No./etc.
3. Work Performed by PROGRESS ENERGY CAROLINAS, INC Type Code Symbol Stamp: N/A  
 Name  
3581 WEST ENTRANCE RD, HARTSVILLE, SC 29550  
 Address  
 Authorization No.: N/A  
 Expiration Date: N/A
4. Identification of System: Class:1 STEAM GENERATOR SYSTEM 3005
5. (a) Applicable Construction Code: ASME Section III Edition: 1965 Addenda: 1965 Code Case: N/A  
 Design Specification: 959479
- (b) Applicable Edition of Section XI Used for Repair/Replacement Activity 2007 Edition 2008 Addenda  
 Code Case: N/A

## 6. Identification of Components Repaired or Replaced and Replacement Components

Name of Component	Name of Manufacturer	Manufacturer Serial No	National Board No.	Other Identification	Year Built	Corrected, Removed, or Installed	ASME Code Stamp (Yes or No)
Manway Bolting	Westinghouse	N/A	N/A	SG-B-PM-CVR	1971	Removed	N
Manway Bolting	ATC Nuclear	N/A	N/A	SG-B-PM-CVR	2013	Installed	N

7. Description of Work: Replaced hot and cold leg manway bolting with spare rotating set. Replaced hot leg studs 3, 4, 5, 8, 11, & 12 with new. Replaced cold leg studs 1, 4, 8, & 15 with new.
8. Test Conducted: Hydrostatic ☐ Pneumatic ☐ Nominal Operating Pressure ☐ Exempt ☐

Other ☒ VT-1 Pressure N/A psig Test Temp. N/A °F

13-006

9 Remarks See 2016550 turnover package.  
Applicable Manufacturer's Data Reports to be attached

### CERTIFICATE OF COMPLIANCE

I certify that the statements made in the report are correct and this conforms to the requirements of the ASME Code, Section XI

Type Code Symbol Stamp \_\_\_\_\_ N/A \_\_\_\_\_

Certificate of Authorization No \_\_\_\_\_ N/A \_\_\_\_\_

Signed M. W. Khan \_\_\_\_\_ IS ENGINEER \_\_\_\_\_ Date 10/1/2013

Owner or Owner's Designee, Title

### CERTIFICATE OF INSERVICE INSPECTION

I, the undersigned, holding a valid commission issued by the National Board of Boiler and Pressure Vessel Inspectors and the State or Province of South Carolina and employed by HSBCT of HARTFORD, CONNECTICUT have inspected the components described in this Owner's Report during the period 9/25/2013 to 10/1/2013 and state that to the best of my knowledge and belief, the Owner has performed examinations and taken corrective measures described in this Owner's Report in accordance with the requirements of the ASME Code, Section XI.

By signing this certificate neither the Inspector or his employer makes any warranty, expressed or implied, concerning the examinations and corrective measures described in this Owner's Report. Furthermore, neither the Inspector nor his employer shall be liable in any manner for any personal injury or property damage or a loss of any kind arising from or connected with this inspection

ANTHONY C. CIVIL  
Inspector's Signature

Commissions \_\_\_\_\_ NB 13930 SC 264 ANII  
National Board, State, Province, and Endorsements

Date 10/1/2013

## FORM NIS-2 OWNER'S REPORT FOR REPAIR/REPLACEMENT ACTIVITY

As Required by the Provisions of the ASME Code Section XI

1. Owner PROGRESS ENERGY CAROLINAS INC Date: 1/15/2013  
 Name  
411 FAYETTEVILLE ST., RALEIGH, NC 27602 Sheet 1 of 2  
 Address
2. Plant H.B. ROBINSON Unit: 2  
 Name  
3581 WEST ENTRANCE RD. HARTSVILLE, SC 29550 EC# N/A EE N/A  
 Address WR/NO. 2064235 CR N/A  
 Repair Organization PO No., Job No., etc.
3. Work Performed by PROGRESS ENERGY CAROLINAS INC Type Code Symbol Stamp: N/A  
 Name  
3581 WEST ENTRANCE RD. HARTSVILLE, SC 29550 Authorization No.: N/A  
 Address Expiration Date: N/A
4. Identification of System Class 2 STEAM GENERATOR SYSTEM 3005
5. (a) Applicable Construction Code WELC-5379-S18 Edition 1971 Addenda N/A Code Case N/A  
 Design Specification.
- (b) Applicable Edition of Section XI Used for Repair/Replacement Activity, 2007 Edition 2008 Addenda  
 Code Case: N/A

## 6 Identification of Components Repaired or Replaced and Replacement Components

Name of Component	Name of Manufacturer	Manufacturer Serial No.	National Board No.	Other Identification	Year Built	Corrected, Removed, or Installed	ASME Code Stamp (Yes or No)
Hydraulic fluid reservoir	EnerTech	N/A	N/A	Snubber-RSV-A	2007	Removed	N
Hydraulic fluid reservoir	EnerTech	N/A	N/A	Snubber-RSV-A	2013	Installed	N

7. Description of Work Replaced snubber hydraulic fluid reservoir
8. Test Conducted Hydrostatic ☐ Pneumatic ☐ Nominal Operating Pressure ☐ Exempt ☐
- Other VT-3 Pressure N/A psig Test Temp. N/A °F

9. Remarks: See WO 2064235 turnover package  
Applicable Manufacturer's Data Reports to be attached

CERTIFICATE OF COMPLIANCE		
I certify that the statements made in the report are correct and this conforms to the requirements of the ASME Code, Section XI		
Type Code Symbol Stamp	N/A	
Certificate of Authorization No.	N/A	
Signed <u>[Signature]</u>	ISI ENGINEER	Date <u>10/5/2013</u>
Owner or Owner's Designee, Title		

CERTIFICATE OF INSERVICE INSPECTION	
I, the undersigned, holding a valid commission issued by the National Board of Boiler and Pressure Vessel Inspectors and the State or Province of <u>South Carolina</u> and employed by <u>HSBCT</u> of <u>HARTFORD, CONNECTICUT</u> have inspected the components described in this Owner's Report during the period <u>10/2/2013</u> to <u>10/5/2013</u> and state that to the best of my knowledge and belief, the Owner has performed examinations and taken corrective measures described in this Owner's Report in accordance with the requirements of the ASME Code, Section XI.	
By signing this certificate neither the Inspector or his employer makes any warranty, expressed or implied, concerning the examinations and corrective measures described in this Owner's Report. Furthermore, neither the Inspector nor his employer shall be liable in any manner for any personal injury or property damage or a loss of any kind arising from or connected with this inspection.	
<u>[Signature]</u> Inspector's Signature	Commissions <u>NB 13930 SC 264 ANII</u> National Board, State, Province, and Endorsements
Date <u>10/5/2013</u>	



## FORM NIS-2 OWNER'S REPORT FOR REPAIR/REPLACEMENT ACTIVITY

As Required by the Provisions of the ASME Code Section XI

1. Owner PROGRESS ENERGY CAROLINAS, INC Date: 10/17/2013  
 Name  
411 FAYETTEVILLE ST., RALEIGH, NC 27602 Sheet: 1 of 2  
 Address
2. Plant H.B. ROBINSON Unit: 2  
 Name  
3581 WEST Entrance RD, HARTSVILLE, SC 29550 EC# N/A EE N/A  
 Address WRWO 2290058 CR N/A  
 Repair Organization PO No./Job No., etc.
3. Work Performed by PROGRESS ENERGY CAROLINAS, INC Type Code Symbol Stamp N/A  
 Name  
3581 WEST ENTRANCE RD, HARTSVILLE, SC 29550 Authorization No.: N/A  
 Address Expiration Date: N/A
4. Identification of System: Class: 1 SAFETY INJECTION SYSTEM 2080
5. (a) Applicable Construction Code: B 31.1 Edition: 1967 Addenda N/A Code Case: N/A  
 Design Specification: CPL-HBR2-M-019/CPL-HBR2-M-047
- (b) Applicable Edition of Section XI Used for Repair/Replacement Activity: 2007 Edition 2008 Addenda  
 Code Case: N/A

## 6. Identification of Components Repaired or Replaced and Replacement Components

Name of Component	Name of Manufacturer	Manufacturer Serial No.	National Board No.	Other Identification	Year Built	Corrected, Removed, or Installed	ASME Code Stamp (Yes or No)
Pipe cap	Ebasco	N/A	N/A	SI-875N	1971	Removed	N
Pipe cap	DuBose	N/A	N/A	SI-875N	2013	Installed	N

7. Description of Work: Replace valve SI-875N cap.
8. Test Conducted: Hydrostatic ☐ Pneumatic ☐ Nominal Operating Pressure ☐ Exempt ☐
- Other ☐ Pressure [N/A] psig Test Temp. [N/A] °F

13-008

9. Remarks: See WO 319052 turnover package.  
Applicable Manufacturer's Data Reports to be attached

CERTIFICATE OF COMPLIANCE		
I certify that the statements made in the report are correct and this conforms to the requirements of the ASME Code, Section XI.		
Type Code Symbol Stamp	N/A	
Certificate of Authorization No.	N/A	
Signed <u>[Signature]</u>	ISI ENGINEER	Date <u>10/3/2013</u>
Owner or Owner's Designee, Title		

CERTIFICATE OF INSERVICE INSPECTION	
I, the undersigned, holding a valid commission issued by the National Board of Boiler and Pressure Vessel Inspectors and the State or Province of <u>South Carolina</u> and employed by <u>HSBCT</u> of <u>HARTFORD, CONNECTICUT</u> have inspected the components described in this Owner's Report during the period <u>10/2/2013</u> to <u>10/3/2013</u> and state that to the best of my knowledge and belief, the Owner has performed examinations and taken corrective measures described in this Owner's Report in accordance with the requirements of the ASME Code, Section XI.	
By signing this certificate neither the Inspector or his employer makes any warranty, expressed or implied, concerning the examinations and corrective measures described in this Owner's Report. Furthermore, neither the Inspector nor his employer shall be liable in any manner for any personal injury or property damage or a loss of any kind arising from or connected with this inspection.	
<u>[Signature]</u> Inspector's Signature	Commissions <u>NB 13930 SC 264 ANI</u> National Board, State, Province, and Endorsements
Date: <u>10/3/2013</u>	

13-008

## FORM NIS-2 OWNER'S REPORT FOR REPAIR/REPLACEMENT ACTIVITY

As Required by the Provisions of the ASME Code Section XI

1. Owner PROGRESS ENERGY CAROLINAS, INC Date: 10/7/2013  
 Name  
411 FAYETTEVILLE ST., RALEIGH, NC 27602 Sheet: 1 of 2  
 Address
2. Plant H.B. ROBINSON Unit: 2  
 Name  
3581 WEST ENTRANCE RD, HARTSVILLE, SC 29550 EC# N/A EE N/A  
 Address WRWO 2057206 CR N/A  
 Repair Organization PO No./Job No./etc.
3. Work Performed by PROGRESS ENERGY CAROLINAS, INC Type Code Symbol Stamp: N/A  
 Name Authorization No.: N/A  
3581 WEST ENTRANCE RD, HARTSVILLE, SC 29550 Expiration Date: N/A  
 Address
4. Identification of System: Class: 1 REACTOR COOLANT SYSTEM 2005
5. (a) Applicable Construction Code: B 31.1 Edition: 1967 Addenda N/A Code Case: N/A  
 Design Specification: CPL-HBR2-M-019
- (b) Applicable Edition of Section XI Used for Repair/Replacement Activity: 2007 Edition 2008 Addenda  
 Code Case: N/A

## 6. Identification of Components Repaired or Replaced and Replacement Components

Name of Component	Name of Manufacturer	Manufacturer Serial No.	National Board No.	Other Identification	Year Built	Corrected, Removed, or Installed	ASME Code Stamp (Yes or No)
Valve	WHITEY	N/A	N/A	RC-545A	2004	Removed	N
Valve	SWAGELOK	N/A	N/A	RC-545A	2013	Installed	N

7. Description of Work: Replaced valve
8. Test Conducted: Hydrostatic ☐ Pneumatic ☐ Nominal Operating Pressure ☐ Exempt ☒
- Other ☐ Pressure [N/A] psig Test Temp. [N/A] °F

13-009

9. Remarks: See WO 2057206 turnover package  
Applicable Manufacturer's Data Reports to be attached

### CERTIFICATE OF COMPLIANCE

I certify that the statements made in the report are correct and this conforms to the requirements of the ASME Code, Section XI.

Type Code Symbol Stamp \_\_\_\_\_ N/A \_\_\_\_\_

Certificate of Authorization No. \_\_\_\_\_ N/A \_\_\_\_\_

Signed Pete D. Smith ISI ENGINEER Date 10/7/2013  
Owner or Owner's Designee, Title

### CERTIFICATE OF INSERVICE INSPECTION

I, the undersigned, holding a valid commission issued by the National Board of Boiler and Pressure Vessel Inspectors and the State or Province of South Carolina and employed by HSBCT of HARTFORD, CONNECTICUT have inspected the components described in this Owner's Report during the period 1/8/2013 to 10/7/2013 and state that to the best of my knowledge and belief, the Owner has performed examinations and taken corrective measures described in this Owner's Report in accordance with the requirements of the ASME Code, Section XI.

By signing this certificate neither the Inspector or his employer makes any warranty, expressed or implied, concerning the examinations and corrective measures described in this Owner's Report. Furthermore, neither the Inspector nor his employer shall be liable in any manner for any personal injury or property damage or a loss of any kind arising from or connected with this inspection.

AMOSTA E. Smith Commissions NB 13930 SC 264 ANII  
Inspector's Signature National Board, State, Province, and Endorsements

Date: 10/7/2013

## FORM NIS-2 OWNER'S REPORT FOR REPAIR/REPLACEMENT ACTIVITY

As Required by the Provisions of the ASME Code Section XI

1. Owner DUKE-ENERGY-PROGRESS, INC Date: 10/29/2013  
 Name  
526 S. Church Street, Charlotte, NC 28201 Sheet: 1 of 2  
 Address
2. Plant H.B.ROBINSON Unit: 2  
 Name  
3581 WEST Entrance RD, HARTSVILLE, SC 29550 EC# N/A EE N/A  
 Address WRMO: 2148449 CR N/A  
 Repair Organization PO No./Job No./etc.
3. Work Performed by PROGRESS ENERGY CAROLINAS, INC Type Code Symbol Stamp: N/A  
 Name Authorization No.: N/A  
3581 WEST ENTRANCE RD, HARTSVILLE, SC 29550 Expiration Date: N/A  
 Address
4. Identification of System: Class: 3 CHEMICAL AND VOLUME CONTROL SYSTEM 2060
5. (a) Applicable Construction Code: B 31.1 Edition: 1967 Addenda: N/A Code Case: N/A  
 Design Specification: 6379-00401
- (b) Applicable Edition of Section XI Used for Repair/Replacement Activity: 2007 Edition 2008 Addenda  
 Code Case: N/A

## 6. Identification of Components Repaired or Replaced and Replacement Components

Name of Component	Name of Manufacturer	Manufacturer Serial No.	National Board No.	Other Identification	Year Built	Corrected, Removed, or Installed	ASME Code Stamp (Yes or No)
Valve Bonnet	Maintenance	N/A	N/A	CVC-398A	1997	Removed	N
Valve Bonnet	ITT Engineered	889526-001-004	N/A	CVC-398A	2013	Installed	N

7. Description of Work: Replaced bonnet assembly
8. Test Conducted: Hydrostatic ☐ Pneumatic ☐ Nominal Operating Pressure ☒ Exempt ☐  
 Other ☒ VT-2 Pressure ☐ NOPI psig Test Temp. ☐ NOT °F

13-010

9. Remarks: See WO 2148449 turnover package.  
Applicable Manufacturer's Data Reports to be attached

CERTIFICATE OF COMPLIANCE		
I certify that the statements made in the report are correct and this conforms to the requirements of the ASME Code, Section XI.		
Type Code Symbol Stamp	<u>N/A</u>	
Certificate of Authorization No.	<u>N/A</u>	
Signed <u>M. A. Khan</u>	ISI ENGINEER	Date <u>10/8/2013</u>
Owner or Owner's Designee, Title		
CERTIFICATE OF INSERVICE INSPECTION		
I, the undersigned, holding a valid commission issued by the National Board of Boiler and Pressure Vessel Inspectors and the State or Province of <u>South Carolina</u> and employed by <u>HSBCT</u> of <u>HARTFORD, CONNECTICUT</u> have inspected the components described in this Owner's Report during the period <u>4/17/2013</u> to <u>10/8/2013</u> and state that to the best of my knowledge and belief, the Owner has performed examinations and taken corrective measures described in this Owner's Report in accordance with the requirements of the ASME Code, Section XI.		
By signing this certificate neither the Inspector or his employer makes any warranty, expressed or implied, concerning the examinations and corrective measures described in this Owner's Report. Furthermore, neither the Inspector nor his employer shall be liable in any manner for any personal injury or property damage or a loss of any kind arising from or connected with this inspection.		
<u>ANASTASIA EVOULI</u> Inspector's Signature	Commissions <u>NB 13930 SC 284 ANII</u> National Board, State, Province, and Endorsements	
Date: <u>10/8/2013</u>		

13-010

## FORM NIS-2 OWNER'S REPORT FOR REPAIR/REPLACEMENT ACTIVITY

As Required by the Provisions of the ASME Code Section XI

1. Owner DUKE ENERGY PROGRESS, INC Date: 10/28/2013  
Name  
528 S. Church Street, Charlotte, NC 28201 Sheet: 1 of 2  
Address
2. Plant H.B. ROBINSON Unit: 2  
Name  
3581 WEST ENTRANCE RD, HARTSVILLE, SC 29550 EC: N/A EE: N/A  
Address WR: WQ:2085930-12 CR: N/A  
Repair Organization PO No./Job No./etc.
3. Work Performed by PROGRESS ENERGY CAROLINAS, INC Type Code Symbol Stamp: N/A  
Name Authorization No.: N/A  
3581 WEST ENTRANCE RD, HARTSVILLE, SC 29550 Expiration Date: N/A  
Address
4. Identification of System: Class: 2 CONTAINMENT SPRAY SYSTEM 2080
5. (a) Applicable Construction Code: B 31.1 Edition: 1987 Addenda: N/A Code Case: N/A  
Design Specification: CPL-XXXX-M-004
- (b) Applicable Edition of Section XI Used for Repair/Replacement Activity: 2007 Edition 2008 Addenda  
Code Case: N/A

## 6. Identification of Components Repaired or Replaced and Replacement Components

Name of Component	Name of Manufacturer	Manufacturer Serial No.	National Board No.	Other Identification	Year Built	Corrected, Removed, or Installed	ASME Code Stamp (Yes or No)
Support	Ebasco	N/A	N/A	234/A	1971	Removed	N
Support	Maintenance	N/A	N/A	234/A	2013	Installed	N

7. Description of Work: Modified support per EC 65906
8. Test Conducted: Hydrostatic ☐ Pneumatic ☐ Nominal Operating Pressure ☐ Exempt ☐
- Other ☒ VT-3 Pressure N/A psig Test Temp. N/A °F

13-011

9. Remarks: See WO 2085930 turnover package  
Applicable Manufacturer's Data Reports to be attached

### CERTIFICATE OF COMPLIANCE

I certify that the statements made in the report are correct and this conforms to the requirements of the ASME Code, Section XI.

Type Code Symbol Stamp \_\_\_\_\_ N/A \_\_\_\_\_

Certificate of Authorization No. \_\_\_\_\_ N/A \_\_\_\_\_

Signed *M. W. [Signature]* ISI ENGINEER Date 10/8/2013  
Owner or Owner's Designee, Title

### CERTIFICATE OF INSERVICE INSPECTION

I, the undersigned, holding a valid commission issued by the National Board of Boiler and Pressure Vessel Inspectors and the State or Province of South Carolina and employed by HSBCT of HARTFORD, CONNECTICUT have inspected the components described in this Owner's Report during the period 7/12/2013 to 10/8/2013 and state that to the best of my knowledge and belief, the Owner has performed examinations and taken corrective measures described in this Owner's Report in accordance with the requirements of the ASME Code, Section XI.

By signing this certificate neither the inspector or his employer makes any warranty, expressed or implied, concerning the examinations and corrective measures described in this Owner's Report. Furthermore, neither the inspector nor his employer shall be liable in any manner for any personal injury or property damage or a loss of any kind arising from or connected with this inspection.

*AMSTAF A. [Signature]*  
Inspector's Signature

Commissions NB 13930 SC 264 ANII  
National Board, State, Province, and Endorsements

Date: 10/8/2013



## FORM NIS-2 OWNER'S REPORT FOR REPAIR/REPLACEMENT ACTIVITY

As Required by the Provisions of the ASME Code Section XI

1. Owner DUKE-ENERGY-PROGRESS, INC Date: 1/8/2014  
Name  
526 S. Church Street, Charlotte, NC 28201 Sheet: 1 of 2  
Address
2. Plant H.B.ROBINSON Unit: 2  
Name  
3581 WEST Entrance RD, HARTSVILLE, SC 29550 EC# N/A EE N/A  
Address WRWO: 1816567 CR: N/A  
Repair Organization PO No./Job No./etc.
3. Work Performed by PROGRESS ENERGY CAROLINAS, INC Type Code Symbol Stamp: N/A  
Name  
3581 WEST ENTRANCE RD, HARTSVILLE, SC 29550 Authorization No.: N/A  
Address Expiration Date: N/A
4. Identification of System: Class: 3 SERVICE WATER SYSTEM 4060
5. (a) Applicable Construction Code: B31.1 Edition: 1987 Addenda: N/A Code Case: N/A  
Design Specification: 5379-01797
- (b) Applicable Edition of Section XI Used for Repair/Replacement Activity: 2007 Edition 2008 Addenda  
Code Case: N/A

## 6. Identification of Components Repaired or Replaced and Replacement Components

Name of Component	Name of Manufacturer	Manufacturer Serial No	National Board No.	Other Identification	Year Built	Corrected, Removed, or Installed	ASME Code Stamp (Yes or No)
Valve	Crane	862163	N/A	SW-118	1971	Removed	N
Valve	Crane	14477	N/A	SW-118	2013	Installed	N

7. Description of Work: Replace valve SW-118
8. Test Conducted: Hydrostatic ☐ Pneumatic ☐ Nominal Operating Pressure ☒ Exempt ☐  
Other ☒ VT-2 Pressure ☒ NOP psig Test Temp. ☒ NOT °F

13-012

9

Remarks: See WO 1816567 turnover package

Applicable Manufacturer's Data Reports to be attached

## CERTIFICATE OF COMPLIANCE

I certify that the statements made in the report are correct and this conforms to the requirements of the ASME Code, Section XI.

Type Code Symbol Stamp N/ACertificate of Authorization No. N/ASigned M. W. B. B. ISI ENGINEER Date 1/8/2014  
Owner or Owner's Designee, Title

## CERTIFICATE OF INSERVICE INSPECTION

I, the undersigned, holding a valid commission issued by the National Board of Boiler and Pressure Vessel Inspectors and the State or Province of South Carolina and employed by HSBCT of HARTFORD, CONNECTICUT have inspected the components described in this Owner's Report during the period 4/10/2013 to 1/8/2014 and state that to the best of my knowledge and belief, the Owner has performed examinations and taken corrective measures described in this Owner's Report in accordance with the requirements of the ASME Code, Section XI.

By signing this certificate neither the Inspector or his employer makes any warranty, expressed or implied, concerning the examinations and corrective measures described in this Owner's Report. Furthermore, neither the Inspector nor his employer shall be liable in any manner for any personal injury or property damage or a loss of any kind arising from or connected with this inspection.

ELMUSTAFA AKOUM  
Inspector's Signature

Commissions NB 13930 SC 264 ANII  
National Board, State, Province, and Endorsements

Date: 1/8/2014

13-012

## FORM NIS-2 OWNER'S REPORT FOR REPAIR/REPLACEMENT ACTIVITY

As Required by the Provisions of the ASME Code Section XI

1. Owner DUKE-ENERGY-PROGRESS, INC Date: 1/8/2014  
 Name  
526 S. Church Street, Charlotte, NC 28201 Sheet: 1 of 2  
 Address
2. Plant H.B.ROBINSON Unit: 2  
 Name  
3581 WEST Entrance RD, HARTSVILLE, SC 29550 EC# N/A EE N/A  
 Address WR/OO: 1927645 CR: N/A  
 Repair Organization PO No./Job No./etc.
3. Work Performed by PROGRESS ENERGY CAROLINAS, INC Type Code Symbol Stamp: N/A  
 Name  
3581 WEST ENTRANCE RD, HARTSVILLE, SC 29550 Authorization No.: N/A  
 Address Expiration Date: N/A
4. Identification of System: Class: 3 SERVICE WATER SYSTEM 4060
5. (a) Applicable Construction Code: B31.1 Edition: 1987 Addenda: N/A Code Case: N/A  
 Design Specification: EC 82502
- (b) Applicable Edition of Section XI Used for Repair/Replacement Activity: 2007 Edition 2008 Addenda  
 Code Case: N/A

## 6. Identification of Components Repaired or Replaced and Replacement Components

Name of Component	Name of Manufacturer	Manufacturer Serial No.	National Board No.	Other Identification	Year Built	Corrected, Removed, or Installed	ASME Code Stamp (Yes or No)
Valve	Crane	N/A	N/A	SW-100	1971	Removed	N
Valve	Argo Turbo Service	271660-01-01	N/A	SW-100	2013	Installed	N

7. Description of Work: Replace valve SW-100
8. Test Conducted: Hydrostatic ☐ Pneumatic ☐ Nominal Operating Pressure ☒ Exempt ☐
- Other ☐ VT-2 Pressure ☐ NOP psig Test Temp. ☐ NOT °F

13-013

9. Remarks: See WO 1927645 turnover package  
Applicable Manufacturer's Data Reports to be attached

CERTIFICATE OF COMPLIANCE		
I certify that the statements made in the report are correct and this conforms to the requirements of the ASME Code, Section XI.		
Type Code Symbol Stamp	N/A	
Certificate of Authorization No.	N/A	
Signed <u>M. Wilson</u>	ISI ENGINEER	Date <u>1/8/2014</u>
Owner or Owner's Designee, Title		

CERTIFICATE OF INSERVICE INSPECTION	
<p>I, the undersigned, holding a valid commission issued by the National Board of Boiler and Pressure Vessel Inspectors and the State or Province of <u>South Carolina</u> and employed by <u>HSBCT</u> of <u>HARTFORD, CONNECTICUT</u> have inspected the components described in this Owner's Report during the period <u>9/17/2013</u> to <u>1/8/2014</u> and state that to the best of my knowledge and belief, the Owner has performed examinations and taken corrective measures described in this Owner's Report in accordance with the requirements of the ASME Code, Section XI.</p> <p>By signing this certificate neither the Inspector or his employer makes any warranty, expressed or implied, concerning the examinations and corrective measures described in this Owner's Report. Furthermore, neither the Inspector nor his employer shall be liable in any manner for any personal injury or property damage or a loss of any kind arising from or connected with this inspection.</p>	
<u>Mustafa Alkhalil</u> Inspector's Signature	Commissions <u>NB 13930 SC 264 ANII</u> National Board, State, Province, and Endorsements
Date: <u>1/8/2014</u>	

13-013

## FORM NIS-2 OWNER'S REPORT FOR REPAIR/REPLACEMENT ACTIVITY

As Required by the Provisions of the ASME Code Section XI

1. Owner PROGRESS ENERGY CAROLINAS, INC Date: 10/10/2013  
 Name  
411 FAYETTEVILLE ST., RALEIGH, NC 27602 Sheet: 1 of 2  
 Address
2. Plant H.B.ROBINSON Unit: 2  
 Name  
3581 WEST Entrance RD. HARTSVILLE, SC 29550 EC# N/A EE: N/A  
 Address WRAWO: 2098480 CR: N/A  
 Repair Organization PO No./Job No., etc.
3. Work Performed by PROGRESS ENERGY CAROLINAS, INC Type Code Symbol Stamp: N/A  
 Name  
3581 WEST ENTRANCE RD. HARTSVILLE, SC 29550 Authorization No.: N/A  
 Address Expiration Date: N/A
4. Identification of System: Class: 2 STEAM GENERATOR SYSTEM 3005
5. (a) Applicable Construction Code: ASME Sect III Edition: 1971 Addenda: 1972 Code Case: N/A  
 Design Specification: 728-208-63
- (b) Applicable Edition of Section XI Used for Repair/Replacement Activity: 2007 Edition 2008 Addenda  
 Code Case: N/A

## 6 Identification of Components Repaired or Replaced and Replacement Components

Name of Component	Name of Manufacturer	Manufacturer Serial No.	National Board No.	Other Identification	Year Built	Corrected, Removed, or Installed	ASME Code Stamp (Yes or No)
Manway Bolting	Nova Machine	N/A	N/A	SG-C-IP-CVR	1971	Removed	N
Manway Bolting	Nova Machine	N/A	N/A	SG-C-IP-CVR	2013	Installed	N

7. Description of Work: Replace Steam Generator "C" Inspection Port bolting to specs.
8. Test Conducted: Hydrostatic ☐ Pneumatic ☐ Nominal Operating Pressure ☐ Exempt ☒
- Other ☒ VT-1 Pressure [N/A] psig Test Temp. [N/A] °F

13-014

9. Remarks: See completed WO 2098480 Task 01  
Applicable Manufacturer's Data Reports to be attached

CERTIFICATE OF COMPLIANCE		
I certify that the statements made in the report are correct and this conforms to the requirements of the ASME Code, Section XI.		
Type Code Symbol Stamp	N/A	
Certificate of Authorization No.	N/A	
Signed <u><i>Pat Quint</i></u>	IS ENGINEER	Date <u>10/10/2013</u>
Owner or Owner's Designee, Title		

CERTIFICATE OF INSERVICE INSPECTION	
<p>I, the undersigned, holding a valid commission issued by the National Board of Boiler and Pressure Vessel Inspectors and the State or Province of <u>South Carolina</u> and employed by <u>HSBCT</u> of <u>HARTFORD, CONNECTICUT</u> have inspected the components described in this Owner's Report during the period <u>9/24/2013</u> to <u>10/10/2013</u> and state that to the best of my knowledge and belief, the Owner has performed examinations and taken corrective measures described in this Owner's Report in accordance with the requirements of the ASME Code, Section XI.</p> <p>By signing this certificate neither the Inspector or his employer makes any warranty, expressed or implied, concerning the examinations and corrective measures described in this Owner's Report. Furthermore, neither the Inspector nor his employer shall be liable in any manner for any personal injury or property damage or a loss of any kind arising from or connected with this inspection.</p>	
<u>MOUSTAFA ELKOWLI</u> <u>10/10/13</u> <small>Inspector's Signature</small>	<small>Commissions</small> <u>NB 13930 SC 264 ANII</u> <small>National Board, State, Province, and Endorsements</small>
Date: <u>10/10/2013</u>	

13-014

## FORM NIS-2 OWNER'S REPORT FOR REPAIR/REPLACEMENT ACTIVITY

As Required by the Provisions of the ASME Code Section XI

1. Owner DUKE-ENERGY-PROGRESS, INC. Date: 11/20/2013  
 Name  
526 S. Church Street, Charlotte, NC 28201  
 Address
2. Plant H.B. ROBINSON Unit: 2  
 Name  
3581 WEST Entrance RD, HARTSVILLE, SC 29550  
 Address  
 EC# N/A EE N/A  
 WR/WO: 2148448 CR N/A  
 Repair Organization PO No./Job No./etc.
3. Work Performed by PROGRESS ENERGY CAROLINAS, INC. Type Code Symbol Stamp: N/A  
 Name  
3581 WEST ENTRANCE RD, HARTSVILLE, SC 29550  
 Address  
 Authorization No.: N/A  
 Expiration Date: N/A
4. Identification of System: Class: 3 CHEMICAL AND VOLUME CONTROL SYSTEM 2060
5. (a) Applicable Construction Code: B 31.1 Edition: 1967 Addenda: N/A Code Case: N/A  
 Design Specification: §379-00401
- (b) Applicable Edition of Section XI Used for Repair/Replacement Activity: 2007 Edition 2008 Addenda  
 Code Case: N/A

## 6. Identification of Components Repaired or Replaced and Replacement Components

Name of Component	Name of Manufacturer	Manufacturer Serial No.	National Board No.	Other Identification	Year Built	Corrected, Removed, or Installed	ASME Code Stamp (Yes or No)
Valve Bonnet	Maintenance	N/A	N/A	CVC-335	1994	Removed	N
Valve Bonnet	ITT Engineered	889526-001-002	N/A	CVC-335	2013	Installed	N

7. Description of Work: Replaced bonnet assembly
8. Test Conducted: Hydrostatic ☐ Pneumatic ☐ Nominal Operating Pressure ☒ Exempt ☐
- Other ☒ VT-2 Pressure ☒ NOP psig Test Temp. ☒ NOT °F

13-015

9. Remarks: See WO 2148445 turnover package.  
Applicable Manufacturer's Data Reports to be attached

### CERTIFICATE OF COMPLIANCE

I certify that the statements made in the report are correct and this conforms to the requirements of the ASME Code, Section XI.

Type Code Symbol Stamp \_\_\_\_\_ N/A \_\_\_\_\_

Certificate of Authorization No. \_\_\_\_\_ N/A \_\_\_\_\_

Signed M. A. B. W. ISI ENGINEER Date 10/9/2013

Owner or Owner's Designee, Title

### CERTIFICATE OF INSERVICE INSPECTION

I, the undersigned, holding a valid commission issued by the National Board of Boiler and Pressure Vessel Inspectors and the State or Province of South Carolina and employed by HSBCT of HARTFORD, CONNECTICUT have inspected the components described in this Owner's Report during the period 4/17/2013 to 10/9/2013 and state that to the best of my knowledge and belief, the Owner has performed examinations and taken corrective measures described in this Owner's Report in accordance with the requirements of the ASME Code, Section XI.

By signing this certificate neither the Inspector or his employer makes any warranty, expressed or implied, concerning the examinations and corrective measures described in this Owner's Report. Furthermore, neither the Inspector nor his employer shall be liable in any manner for any personal injury or property damage or a loss of any kind arising from or connected with this inspection.

ELMSTAFF AYOUN  
Inspector's Signature

Commissions NB 13930 SC 264 ANII  
National Board, State, Province, and Endorsements

Date: 10/9/2013



## FORM NIS-2 OWNER'S REPORT FOR REPAIR/REPLACEMENT ACTIVITY

As Required by the Provisions of the ASME Code Section XI

1. Owner DUKE-ENERGY-PROGRESS, INC. Date: 1/8/2014  
 Name  
526 S. Church Street, Charlotte, NC 28201 Sheet: 1 of 2  
 Address
2. Plant H.B.ROBINSON Unit: 2  
 Name  
3581 WEST Entrance RD: HARTSVILLE, SC 29550 EC# ME 7555 EE: N/A  
 Address WR/VO: 2047191 CR: N/A  
 Repair Organization PO No./Job No./etc.
3. Work Performed by PROGRESS ENERGY CAROLINAS, INC. Type Code Symbol Stamp: N/A  
 Name  
3581 WEST ENTRANCE RD: HARTSVILLE, SC 29550 Authorization No.: N/A  
 Address Expiration Date: N/A
4. Identification of System: Class: 1 CHEMICAL AND VOLUME CONTROL SYSTEM 2050
5. (a) Applicable Construction Code: D1.1/B31.1 Edition: 1988 Addenda: N/A Code Case: N/A  
 Design Specification: N/A
- (b) Applicable Edition of Section XI Used for Repair/Replacement Activity: 2007 Edition 2008 Addenda  
 Code Case: N/A

## 6. Identification of Components Repaired or Replaced and Replacement Components

Name of Component	Name of Manufacturer	Manufacturer Serial No.	National Board No.	Other Identification	Year Built	Corrected, Removed, or Installed	ASME Code Stamp (Yes or No)
Anchor Bolt	Maintenance	N/A	N/A	CPL-134/G	1971	Removed	N
Anchor Bolt	Mackson	N/A	N/A	CPL-134/G	2013	Installed	N
U-Bolt	Maintenance	N/A	N/A	CPL-134/G	1971	Removed	N
U-Bolt	Anvil International	N/A	N/A	CPL-134/G	2013	Installed	N

7. Description of Work: Replace anchor bolt and U-bolt on support CPL-134-G
8. Test Conducted: Hydrostatic ☐ Pneumatic ☐ Nominal Operating Pressure ☐ Exempt ☐  
 Other VT-3 Pressure N/A psig Test Temp. N/A °F

13-016

9. Remarks: See WO 2047191 turnover package.  
Applicable Manufacturer's Data Reports to be attached

**CERTIFICATE OF COMPLIANCE**

I certify that the statements made in the report are correct and this conforms to the requirements of the ASME Code, Section XI.

Type Code Symbol Stamp \_\_\_\_\_ N/A \_\_\_\_\_

Certificate of Authorization No. \_\_\_\_\_ N/A \_\_\_\_\_

Signed MW Blum ISI ENGINEER Date 1/8/2014  
Owner or Owner's Designee, Title

**CERTIFICATE OF INSERVICE INSPECTION**

I, the undersigned, holding a valid commission issued by the National Board of Boiler and Pressure Vessel Inspectors and the State or Province of South Carolina and employed by HSBCT of HARTFORD, CONNECTICUT have inspected the components described in this Owner's Report during the period 2/27/2012 to 1/8/2014 and state that to the best of my knowledge and belief, the Owner has performed examinations and taken corrective measures described in this Owner's Report in accordance with the requirements of the ASME Code, Section XI.

By signing this certificate neither the Inspector or his employer makes any warranty, expressed or implied, concerning the examinations and corrective measures described in this Owner's Report. Furthermore, neither the Inspector nor his employer shall be liable in any manner for any personal injury or property damage or a loss of any kind arising from or connected with this inspection.

Mustafa Akouh  
Inspector's Signature

Commissions NB 13930 SC 264 ANII  
National Board, State, Province, and Endorsements

Date: 1/8/2014

## FORM NIS-2 OWNER'S REPORT FOR REPAIR/REPLACEMENT ACTIVITY

As Required by the Provisions of the ASME Code Section XI

1. Owner PROGRESS ENERGY CAROLINAS, INC Date: 10/12/2013  
 Name  
411 FAYETTEVILLE ST., RALEIGH, NC 27802 Sheet: 1 of 2  
 Address
2. Plant H.B. ROBINSON Unit: 2  
 Name  
3581 WEST Entrance RD, HARTSVILLE, SC 29550 EC# N/A EE# N/A  
 Address WRA/NO: 2065682 CR# N/A  
 Repair Organization PO No./Job No./etc.
3. Work Performed by PROGRESS ENERGY CAROLINAS, INC Type Code Symbol Stamp: N/A  
 Name  
3581 WEST ENTRANCE RD, HARTSVILLE, SC 29550 Authorization No.: N/A  
 Address Expiration Date: N/A
4. Identification of System: Class: 2 INSTRUMENT AIR 6135
5. (a) Applicable Construction Code: B 31.1 Edition: 1967 Addenda: N/A Code Case: N/A  
 Design Specification: 728-209-21
- (b) Applicable Edition of Section XI Used for Repair/Replacement Activity: 2007 Edition 2008 Addenda  
 Code Case: N/A

## 6. Identification of Components Repaired or Replaced and Replacement Components

Name of Component	Name of Manufacturer	Manufacturer Serial No.	National Board No.	Other Identification	Year Built	Corrected, Removed, or Installed	ASME Code Stamp (Yes or No)
Valve Disc	Ebasco	N/A	N/A	IA-525	1971	Removed	N
Valve Disc	Velan	N/A	N/A	IA-525	2013	Installed	N

7. Description of Work: Replaced IA-525 Valve Disc.
8. Test Conducted: Hydrostatic ☐ Pneumatic ☐ Nominal Operating Pressure ☐ Exempt ☐
- Other ☐ Pressure N/A psig Test Temp. N/A °F

13-017

9. Remarks: See WO 2065682 turnover package.  
Applicable Manufacturer's Data Reports to be attached

CERTIFICATE OF COMPLIANCE		
I certify that the statements made in the report are correct and this conforms to the requirements of the ASME Code, Section XI.		
Type Code Symbol Stamp	N/A	
Certificate of Authorization No.	N/A	
Signed <u><i>P. H. D. Smith</i></u>	ISI ENGINEER	Date <u>10/12/2013</u>
Owner or Owner's Designee, Title		

CERTIFICATE OF INSERVICE INSPECTION	
<p>I, the undersigned, holding a valid commission issued by the National Board of Boiler and Pressure Vessel Inspectors and the State or Province of <u>South Carolina</u> and employed by <u>HSBCT</u> of <u>HARTFORD, CONNECTICUT</u> have inspected the components described in this Owner's Report during the period <u>10/7/2013</u> to <u>10/12/2013</u> and state that to the best of my knowledge and belief, the Owner has performed examinations and taken corrective measures described in this Owner's Report in accordance with the requirements of the ASME Code, Section XI.</p> <p>By signing this certificate neither the Inspector or his employer makes any warranty, expressed or implied, concerning the examinations and corrective measures described in this Owner's Report. Furthermore, neither the Inspector nor his employer shall be liable in any manner for any personal injury or property damage or a loss of any kind arising from or connected with this inspection</p>	
<u><i>El Mostafa Elouly</i></u> Inspector's Signature	Commissions <u>NB 13930 SC 264 ANII</u> National Board, State, Province, and Endorsements
Date <u>10/12/2013</u>	

13-017

## FORM NIS-2 OWNER'S REPORT FOR REPAIR/REPLACEMENT ACTIVITY

As Required by the Provisions of the ASME Code Section XI

1. Owner DUKE-ENERGY-PROGRESS, INC Date: 10/29/2013  
 Name  
526 S. Church Street, Charlotte, NC 28201  
 Address
2. Plant H.B. ROBINSON Unit: 2  
 Name  
3581 WEST Entrance RD, HARTSVILLE, SC 29550  
 Address  
EC# N/A EE: N/A  
WR/WO: 2148451 CR: N/A  
 Repair Organization PO No; Job No; etc.
3. Work Performed by PROGRESS ENERGY CAROLINAS, INC Type Code Symbol Stamp: N/A  
 Name  
3581 WEST ENTRANCE RD, HARTSVILLE, SC 29550  
 Address  
 Authorization No.: N/A  
 Expiration Date: N/A
4. Identification of System: Class: 2 CHEMICAL AND VOLUME CONTROL SYSTEM 2060
5. (a) Applicable Construction Code: B 31.1 Edition: 1967 Addenda: N/A Code Case: N/A  
 Design Specification: 728-209-21
- (b) Applicable Edition of Section XI Used for Repair/Replacement Activity: 2007 Edition 2008 Addenda  
 Code Case: N/A

## 6. Identification of Components Repaired or Replaced and Replacement Components

Name of Component	Name of Manufacturer	Manufacturer Serial No	National Board No.	Other Identification	Year Built	Corrected, Removed, or Installed	ASME Code Stamp (Yes or No)
Bonnet Assembly	Grinnell	N/A	N/A	CVC-600	1971	Removed	N
Bonnet Assembly	ITT Industrial	872293-001-001	N/A	CVC-600	2013	Installed	N

7. Description of Work: Replaced valve bonnet assembly.
8. Test Conducted: Hydrostatic ☐ Pneumatic ☐ Nominal Operating Pressure ☒ Exempt ☐

Other ☒ Test Pressure ☒ psig Test Temp. ☒ °F

13-018

9. Remarks: See 2148451 01 turnover package.  
Applicable Manufacturer's Data Reports to be attached

### CERTIFICATE OF COMPLIANCE

I certify that the statements made in the report are correct and this conforms to the requirements of the ASME Code, Section XI.

Type Code Symbol Stamp \_\_\_\_\_ N/A

Certificate of Authorization No. \_\_\_\_\_ N/A

Signed [Signature] ISI ENGINEER Date 10/14/2013

Owner or Owner's Designee, Title

### CERTIFICATE OF INSERVICE INSPECTION

I, the undersigned, holding a valid commission issued by the National Board of Boiler and Pressure Vessel Inspectors and the State or Province of South Carolina and employed by HSBCT of HARTFORD, CONNECTICUT have inspected the components described in this Owner's Report during the period 4/3/2013 to 10/14/2013 and state that to the best of my knowledge and belief, the Owner has performed examinations and taken corrective measures described in this Owner's Report in accordance with the requirements of the ASME Code, Section XI.

By signing this certificate neither the Inspector or his employer makes any warranty, expressed or implied, concerning the examinations and corrective measures described in this Owner's Report. Furthermore, neither the Inspector nor his employer shall be liable in any manner for any personal injury or property damage or a loss of any kind arising from or connected with this inspection.

[Signature]  
Inspector's Signature

Commissions NB 13930 SC 264 ANI  
National Board, State, Province, and Endorsements

Date: 10/14/2013

## FORM NIS-2 OWNER'S REPORT FOR REPAIR/REPLACEMENT ACTIVITY

As Required by the Provisions of the ASME Code Section XI

1. Owner DUKE-ENERGY-PROGRESS, INC Date: 1/8/2014  
 Name  
526 S. Church Street, Charlotte, NC 28201  
 Address
2. Plant H.B. ROBINSON Unit: 2  
 Name  
3581 WEST Entrance RD, HARTSVILLE, SC 29550  
 Address
- EC#: N/A EE: N/A  
 WR/VO: 2098532-09 CR: N/A  
 Repair Organization PO No./Job No./etc
3. Work Performed by PROGRESS ENERGY CAROLINAS, INC Type Code Symbol Stamp: N/A  
 Name  
3581 WEST ENTRANCE RD, HARTSVILLE, SC 29550  
 Address  
 Authorization No.: N/A  
 Expiration Date: N/A
4. Identification of System: Class: 2 CONTAINMENT SPRAY SYSTEM 2080
5. (a) Applicable Construction Code: B 31.1 Edition: 1967 Addenda: N/A Code Case: N/A  
 Design Specification: CPL-XXXX-M-004
- (b) Applicable Edition of Section XI Used for Repair/Replacement Activity: 2007 Edition 2008 Addenda  
 Code Case: N/A

## 6. Identification of Components Repaired or Replaced and Replacement Components

Name of Component	Name of Manufacturer	Manufacturer Serial No.	National Board No	Other Identification	Year Built	Corrected, Removed, or Installed	ASME Code Stamp (Yes or No)
Support	Ebasco	N/A	N/A	232/Y	1971	Removed	N
Support	Maintenance	N/A	N/A	232/Y	2013	Installed	N

7. Description of Work: Modified support per EC 85906
8. Test Conducted: Hydrostatic ☐ Pneumatic ☐ Nominal Operating Pressure ☐ Exempt ☐
- Other ☒ VT-3 Pressure [N/A] psig Test Temp. [N/A] °F

13-019

9. Remarks: See WO 2098532 turnover package  
Applicable Manufacturer's Data Reports to be attached

### CERTIFICATE OF COMPLIANCE

I certify that the statements made in the report are correct and this conforms to the requirements of the ASME Code, Section XI.

Type Code Symbol Stamp \_\_\_\_\_ N/A \_\_\_\_\_

Certificate of Authorization No. \_\_\_\_\_ N/A \_\_\_\_\_

Signed *MWB* ISI ENGINEER Date 1/8/2014  
Owner or Owner's Designee, Title

### CERTIFICATE OF INSERVICE INSPECTION

I, the undersigned, holding a valid commission issued by the National Board of Boiler and Pressure Vessel Inspectors and the State or Province of South Carolina and employed by HSBCT of HARTFORD, CONNECTICUT have inspected the components described in this Owner's Report during the period 7/16/2013 to 1/8/2014 and state that to the best of my knowledge and belief, the Owner has performed examinations and taken corrective measures described in this Owner's Report in accordance with the requirements of the ASME Code, Section XI.

By signing this certificate neither the Inspector or his employer makes any warranty, expressed or implied, concerning the examinations and corrective measures described in this Owner's Report. Furthermore, neither the Inspector nor his employer shall be liable in any manner for any personal injury or property damage or a loss of any kind arising from or connected with this inspection.

*ELMOSTAFA ALKAWI*  
Inspector's Signature

Commissions NB 13930 SC 264 ANII  
National Board, State, Province, and Endorsements

Date: 1/8/2014



## FORM NIS-2 OWNER'S REPORT FOR REPAIR/REPLACEMENT ACTIVITY

As Required by the Provisions of the ASME Code Section XI

1. Owner DUKE-ENERGY-PROGRESS, INC. Date: 10/29/2013  
 Name  
526 S. Church Street, Charlotte, NC 28201 Sheet: 1 of 2  
 Address
2. Plant H.B. ROBINSON Unit: 2  
 Name  
3581 WEST Entrance RD, HARTSVILLE, SC 29550 EC#: 85908 EE: N/A  
 Address WRWO: 2098537 CR: N/A  
 Repair Organization PO No; Job No; etc.
3. Work Performed by PROGRESS ENERGY CAROLINAS, INC. Type Code Symbol Stamp: N/A  
 Name  
3581 WEST ENTRANCE RD, HARTSVILLE, SC 29550 Authorization No.: N/A  
 Address Expiration Date: N/A
4. Identification of System: Class: 2 SAFETY INJECTION SYSTEM 2080
5. (a) Applicable Construction Code: B31.1 Edition: 1967 Addenda: N/A Code Case: N/A  
 Design Specification: 676258
- (b) Applicable Edition of Section XI Used for Repair/Replacement Activity: 2007 Edition 2008 Addenda  
 Code Case: N/A

## 6. Identification of Components Repaired or Replaced and Replacement Components

Name of Component	Name of Manufacturer	Manufacturer Serial No.	National Board No.	Other Identification	Year Built	Corrected, Removed, or Installed	ASME Code Stamp (Yes or No)
Valve	Anchor Darling	N/A	N/A	SI-880D	1971	Removed	N
Valve	Flowserve	BO286	N/A	SI-880D	2013	Installed	N

7. Description of Work: Replaced Valve
8. Test Conducted: Hydrostatic ☐ Pneumatic ☐ Nominal Operating Pressure ☒ Exempt ☐  
 Other [VT-2] Pressure [NOP] psig Test Temp. [NOT] °F

13-020

9. Remarks: See WO 2085937 turnover package  
Applicable Manufacturer's Data Reports to be attached

CERTIFICATE OF COMPLIANCE		
I certify that the statements made in the report are correct and this conforms to the requirements of the ASME Code, Section XI.		
Type Code Symbol Stamp	<u>N/A</u>	
Certificate of Authorization No.	<u>N/A</u>	
Signed <u>M N B R</u>	ISI ENGINEER	Date <u>10/15/2013</u>
Owner or Owner's Designee, Title		
CERTIFICATE OF INSERVICE INSPECTION		
<p>I, the undersigned, holding a valid commission issued by the National Board of Boiler and Pressure Vessel Inspectors and the State or Province of <u>South Carolina</u> and employed by <u>HSBCT</u> of <u>HARTFORD, CONNECTICUT</u> have inspected the components described in this Owner's Report during the period <u>1/28/2013</u> to <u>10/15/2013</u> and state that to the best of my knowledge and belief, the Owner has performed examinations and taken corrective measures described in this Owner's Report in accordance with the requirements of the ASME Code, Section XI.</p> <p>By signing this certificate neither the Inspector or his employer makes any warranty, expressed or implied, concerning the examinations and corrective measures described in this Owner's Report. Furthermore, neither the Inspector nor his employer shall be liable in any manner for any personal injury or property damage or a loss of any kind arising from or connected with this inspection.</p>		
<u>MOSTAFA ABOUM</u> Inspector's Signature	Commissions <u>NB 13930 SC 264 ANII</u> National Board, State, Province, and Endorsements	
Date: <u>10/15/2013</u>		

## FORM NIS-2 OWNER'S REPORT FOR REPAIR/REPLACEMENT ACTIVITY

As Required by the Provisions of the ASME Code Section XI

1. Owner DUKE-ENERGY-PROGRESS, INC Date: 1/8/2014  
Name  
526 S. Church Street, Charlotte, NC 28201  
Address
2. Plant H.B. ROBINSON Unit: 2  
Name  
3581 WEST Entrance RD, HARTSVILLE, SC 29550  
Address  
EC# 85906 EE: N/A  
WR/WO: 2085930 CR: N/A  
Repair Organization PO No./Job No./etc.
3. Work Performed by PROGRESS ENERGY CAROLINAS, INC Type Code Symbol Stamp: N/A  
Name  
3581 WEST ENTRANCE RD, HARTSVILLE, SC 29550  
Address  
Authorization No.: N/A  
Expiration Date: N/A
4. Identification of System: Class:2 SAFETY INJECTION SYSTEM 2080
5. (a) Applicable Construction Code: B31.1 Edition: 1967 Addenda: N/A Code Case: N/A  
Design Specification: 676258
- (b) Applicable Edition of Section XI Used for Repair/Replacement Activity: 2007 Edition 2008 Addenda  
Code Case: N/A

## 6. Identification of Components Repaired or Replaced and Replacement Components

Name of Component	Name of Manufacturer	Manufacturer Serial No	National Board No.	Other Identification	Year Built	Corrected, Removed, or Installed	ASME Code Stamp (Yes or No)
Valve	Anchor Darling	N/A	N/A	SI-880A	1971	Removed	N
Valve	Flowserve	BO264	N/A	SI-880A	2013	Installed	N

7. Description of Work: Replace valve and piping.
8. Test Conducted: Hydrostatic ☐ Pneumatic ☐ Nominal Operating Pressure ☒ Exempt ☐

Other ☒ Pressure ☒ psig Test Temp. ☒ °F

13-021

9. Remarks: See WO 2085930 turnover package  
Applicable Manufacturer's Data Reports to be attached

### CERTIFICATE OF COMPLIANCE

I certify that the statements made in the report are correct and this conforms to the requirements of the ASME Code, Section XI.

Type Code Symbol Stamp \_\_\_\_\_ N/A

Certificate of Authorization No. \_\_\_\_\_ N/A

Signed M. W. B. R. ISI ENGINEER Date 1/8/2014  
Owner or Owner's Designee, Title

### CERTIFICATE OF INSERVICE INSPECTION

I, the undersigned, holding a valid commission issued by the National Board of Boiler and Pressure Vessel Inspectors and the State or Province of South Carolina and employed by HSBCT of HARTFORD, CONNECTICUT have inspected the components described in this Owner's Report during the period 11/29/2012 to 1/8/2014 and state that to the best of my knowledge and belief, the Owner has performed examinations and taken corrective measures described in this Owner's Report in accordance with the requirements of the ASME Code, Section XI.

By signing this certificate neither the Inspector or his employer makes any warranty, expressed or implied, concerning the examinations and corrective measures described in this Owner's Report. Furthermore, neither the Inspector nor his employer shall be liable in any manner for any personal injury or property damage or a loss of any kind arising from or connected with this inspection.

EMOSTAFA EXOUM  
Inspector's Signature

Commissions NB 13930 SC 264 ANJI  
National Board, State, Province, and Endorsements

Date: 1/8/2014

## FORM NIS-2 OWNER'S REPORT FOR REPAIR/REPLACEMENT ACTIVITY

As Required by the Provisions of the ASME Code Section XI

1. Owner DUKE-ENERGY-PROGRESS, INC Date: 1/8/2014  
Name  
526 S. Church Street, Charlotte, NC 28201  
Address
2. Plant H.B. ROBINSON Unit: 2  
Name  
3581 WEST Entrance RD, HARTSVILLE, SC 29550  
Address  
ECH: N/A EE: N/A  
WR/VO: 2066073 CR: N/A  
Repair Organization PO No./Job No./etc.
3. Work Performed by PROGRESS ENERGY CAROLINAS, INC Type Code Symbol Stamp: N/A  
Name  
3581 WEST ENTRANCE RD, HARTSVILLE, SC 29550  
Address  
Authorization No.: N/A  
Expiration Date: N/A
4. Identification of System: Class:3 CHEMICAL AND VOLUME CONTROL SYSTEM 2060
5. (a) Applicable Construction Code: B 31.1 Edition: 1967 Addenda: N/A Code Case: N/A  
Design Specification: 876281 Rev.2
- (b) Applicable Edition of Section XI Used for Repair/Replacement Activity: 2007 Edition 2008 Addenda  
Code Case: N/A

## 6. Identification of Components Repaired or Replaced and Replacement Components

Name of Component	Name of Manufacturer	Manufacturer Serial No.	National Board No.	Other Identification	Year Built	Corrected, Removed, or Installed	ASME Code Stamp (Yes or No)
Bonnet Assembly	ITT Engineered Valves	N/A	N/A	CVC-353	1971	Removed	N
Bonnet Assembly	ITT Engineered Valves	878033-001-001	N/A	CVC-353	2013	Installed	N

7. Description of Work: Replace bonnet assembly on valve CVC-353
8. Test Conducted: Hydrostatic ☐ Pneumatic ☐ Nominal Operating Pressure ☐ Exempt ☐
- Other ☒ T-2 Pressure [N/A] psig Test Temp. [N/A] °F

13-022

9. Remarks: See WO 2066073-06 turnover package  
Applicable Manufacturer's Data Reports to be attached

### CERTIFICATE OF COMPLIANCE

I certify that the statements made in the report are correct and this conforms to the requirements of the ASME Code, Section XI.

Type Code Symbol Stamp \_\_\_\_\_ N/A \_\_\_\_\_

Certificate of Authorization No. \_\_\_\_\_ N/A \_\_\_\_\_

Signed M. W. Ben \_\_\_\_\_ ISI ENGINEER \_\_\_\_\_ Date 1/8/2014

Owner or Owner's Designee, Title

### CERTIFICATE OF INSERVICE INSPECTION

I, the undersigned, holding a valid commission issued by the National Board of Boiler and Pressure Vessel Inspectors and the State or Province of South Carolina and employed by HSBCT of HARTFORD, CONNECTICUT have inspected the components described in this Owner's Report during the period 10/11/2013 to 1/8/2014 and state that to the best of my knowledge and belief, the Owner has performed examinations and taken corrective measures described in this Owner's Report in accordance with the requirements of the ASME Code, Section XI.

By signing this certificate neither the Inspector or his employer makes any warranty, expressed or implied, concerning the examinations and corrective measures described in this Owner's Report. Furthermore, neither the Inspector nor his employer shall be liable in any manner for any personal injury or property damage or a loss of any kind arising from or connected with this inspection.

RAHMAN A. K. K. K.  
Inspector's Signature

Commissions NB 13930 SC 264 ANII  
National Board, State, Province, and Endorsements

Date: 1/8/2014

## FORM NIS-2 OWNER'S REPORT FOR REPAIR/REPLACEMENT ACTIVITY

As Required by the Provisions of the ASME Code Section XI

1. Owner PROGRESS ENERGY CAROLINAS, INC Date 10/16/2013  
 Name  
411 FAYETTEVILLE ST., RALEIGH, NC 27602 Sheet 1 of 2  
 Address
2. Plant H.B.ROBINSON Unit: 2  
 Name  
3581 WEST ENTRANCE RD, HARTSVILLE, SC 29550 EC# N/A EE# N/A  
 Address WR#WO# 2274240 CR# N/A  
 Repair Organization PO No./Job No./etc.
3. Work Performed by PROGRESS ENERGY CAROLINAS, INC Type Code Symbol Stamp: N/A  
 Name  
3581 WEST ENTRANCE RD, HARTSVILLE, SC 29550 Authorization No.: N/A  
 Address Expiration Date: N/A
4. Identification of System: Class: 3 SERVICE WATER SYSTEM 4060
- 5 (a) Applicable Construction Code: B 31.1 Edition: 1987 Addenda: N/A Code Case: N/A  
 Design Specification: N/A
- (b) Applicable Edition of Section XI Used for Repair/Replacement Activity: 2007 Edition 2008 Addenda  
 Code Case: N/A

## 6. Identification of Components Repaired or Replaced and Replacement Components

Name of Component	Name of Manufacturer	Manufacturer Serial No.	National Board No.	Other Identification	Year Built	Corrected, Removed, or Installed	ASME Code Stamp (Yes or No)
Pump	Sulzer Pumps	JZ-6435	N/A	SW-PMP-B	2009	Removed	N
Pump	Johnston Pump	JZ-6436	N/A	SW-PMP-B	2013	Installed	N

7. Description of Work: Replaced service water pump "B"
8. Test Conducted: Hydrostatic ☐ Pneumatic ☐ Nominal Operating Pressure ☐ Exempt ☐

Other VI-2 Pressure NOP psig Test Temp. NOT °F

13-023

9. Remarks: See WO 2274240 turnover package.  
Applicable Manufacturer's Data Reports to be attached

CERTIFICATE OF COMPLIANCE		
I certify that the statements made in the report are correct and this conforms to the requirements of the ASME Code, Section XI.		
Type Code Symbol Stamp	N/A	
Certificate of Authorization No.	N/A	
Signed <u><i>[Signature]</i></u>	ISI ENGINEER	Date: 10/16/2013
Owner or Owner's Designee, Title		

CERTIFICATE OF INSERVICE INSPECTION	
<p>I, the undersigned, holding a valid commission issued by the National Board of Boiler and Pressure Vessel Inspectors and the State or Province of <u>South Carolina</u> and employed by <u>HSBCT</u> of <u>HARTFORD, CONNECTICUT</u> have inspected the components described in this Owner's Report during the period <u>8/9/2013</u> to <u>10/16/2013</u> and state that to the best of my knowledge and belief, the Owner has performed examinations and taken corrective measures described in this Owner's Report in accordance with the requirements of the ASME Code, Section XI.</p> <p>By signing this certificate neither the Inspector or his employer makes any warranty, expressed or implied, concerning the examinations and corrective measures described in this Owner's Report. Furthermore, neither the Inspector nor his employer shall be liable in any manner for any personal injury or property damage or a loss of any kind arising from or connected with this inspection.</p>	
<u><i>[Signature]</i></u> Inspector's Signature	Commissions <u>NB 13930 SC 264 ANII</u> National Board, State, Province, and Endorsements
Date: <u>10/16/2013</u>	

13-023



## FORM NIS-2 OWNER'S REPORT FOR REPAIR/REPLACEMENT ACTIVITY

As Required by the Provisions of the ASME Code Section XI

1. Owner DUKE-ENERGY-PROGRESS, INC Date: 10/29/2013  
 Name  
526 S. Church Street, Charlotte, NC 28201  
 Address
2. Plant H.B.ROBINSON Unit: 2  
 Name  
3581 WEST Entrance RD, HARTSVILLE, SC 29550  
 Address  
EC#:85906 EE:N/A  
WR/WO:2098532 CR:N/A  
 Repair Organization PO No./Job No./etc.
3. Work Performed by PROGRESS ENERGY CAROLINAS, INC Type Code Symbol Stamp: N/A  
 Name  
3581 WEST ENTRANCE RD, HARTSVILLE, SC 29550  
 Address  
 Authorization No.: N/A  
 Expiration Date: N/A
4. Identification of System: Class:2 SAFETY INJECTION SYSTEM 2080
5. (a) Applicable Construction Code: B31.1 Edition: 1967 Addenda: N/A Code Case: N/A  
 Design Specification: 676258
- (b) Applicable Edition of Section XI Used for Repair/Replacement Activity: 2007 Edition 2008 Addenda  
 Code Case: N/A

## 6. Identification of Components Repaired or Replaced and Replacement Components

Name of Component	Name of Manufacturer	Manufacturer Serial No	National Board No	Other Identification	Year Built	Corrected, Removed, or Installed	ASME Code Stamp (Yes or No)
Valve	Anchor Darling	N/A	N/A	SI-880C	1971	Removed	N
Valve	Flowserve	BO285	N/A	SI-880C	2013	Installed	N
Pipe	Ebasco	N/A	N/A	6-SI-301R-30	1971	Removed	N
Pipe	DuBose National	N/A	N/A	6-SI-301R-30	2013	Installed	N

7. Description of Work: Replaced valve and piping.
8. Test Conducted: Hydrostatic ☐ Pneumatic ☐ Nominal Operating Pressure ☒ Exempt ☐
- Other ☒ VT-2 Pressure ☒ NOP psig Test Temp ☒ NOT °F

13-024

9. Remarks: See WO 2085932 turnover package  
Applicable Manufacturer's Data Reports to be attached

CERTIFICATE OF COMPLIANCE		
I certify that the statements made in the report are correct and this conforms to the requirements of the ASME Code, Section XI.		
Type Code Symbol Stamp	N/A	
Certificate of Authorization No.	N/A	
Signed <u>[Signature]</u>	ISI ENGINEER	Date <u>10/17/2013</u>
Owner or Owner's Designee, Title		
CERTIFICATE OF INSERVICE INSPECTION		
<p>I, the undersigned, holding a valid commission issued by the National Board of Boiler and Pressure Vessel Inspectors and the State or Province of <u>South Carolina</u> and employed by <u>HSBCT</u> of <u>HARTFORD, CONNECTICUT</u> have inspected the components described in this Owner's Report during the period <u>1/28/2013</u> to <u>10/17/2013</u> and state that to the best of my knowledge and belief, the Owner has performed examinations and taken corrective measures described in this Owner's Report in accordance with the requirements of the ASME Code, Section XI.</p> <p>By signing this certificate neither the Inspector or his employer makes any warranty, expressed or implied, concerning the examinations and corrective measures described in this Owner's Report. Furthermore, neither the Inspector nor his employer shall be liable in any manner for any personal injury or property damage or a loss of any kind arising from or connected with this inspection.</p>		
<u>EMOSTAFA AYOLU</u> Inspector's Signature	Commissions <u>NB 13930 SC 264 ANII</u> National Board, State, Province, and Endorsements	
Date: <u>10/17/2013</u>		

## FORM NIS-2 OWNER'S REPORT FOR REPAIR/REPLACEMENT ACTIVITY

As Required by the Provisions of the ASME Code Section XI

1. Owner PROGRESS ENERGY CAROLINAS, INC Date: 10/17/2013  
Name  
411 FAYETTEVILLE ST., RALEIGH, NC 27602 Sheet: 1 of 2  
Address
2. Plant H.B.ROBINSON Unit: 2  
Name  
3581 WEST ENTRANCE RD. HARTSVILLE, SC 29550 EC# N/A EE N/A  
Address WR/VO: 774374 CR: N/A  
Repair Organization PO No./Job No./etc.
3. Work Performed by PROGRESS ENERGY CAROLINAS, INC Type Code Symbol Stamp: N/A  
Name  
3581 WEST ENTRANCE RD. HARTSVILLE, SC 29550 Authorization No.: N/A  
Address Expiration Date: N/A
4. Identification of System: Class 2 CHEMICAL AND VOLUME CONTROL SYSTEM 2060
5. (a) Applicable Construction Code: B 31.1 Edition: 1967 Addenda: N/A Code Case: N/A  
Design Specification: 5379-00685 SH 2
- (b) Applicable Edition of Section XI Used for Repair/Replacement Activity: 2007 Edition 2008 Addenda  
Code Case: N/A

## 6. Identification of Components Repaired or Replaced and Replacement Components

Name of Component	Name of Manufacturer	Manufacturer Serial No.	National Board No.	Other Identification	Year Built	Corrected, Removed, or Installed	ASME Code Stamp (Yes or No)
Valve Disc	Crane Valve	N/A	N/A	CVC-266	1971	Removed	N
Valve Disc	Crane Valve	N/A	N/A	CVC-266	2013	Installed	N
Bonnet Bolt	Maintenance	N/A	N/A	CVC-266	1971	Removed	N
Bonnet Bolt	Maintenance	N/A	N/A	CVC-266	2013	Installed	N
Bonnet Nut	Maintenance	N/A	N/A	CVC-266	1971	Removed	N
Bonnet Nut	Maintenance	N/A	N/A	CVC-266	2013	Installed	N

7. Description of Work: Replaced Valve Disc
8. Test Conducted: Hydrostatic ☐ Pneumatic ☐ Nominal Operating Pressure ☐ Exempt ☐

Other ☐ Pressure ☐ psig Test Temp. ☐ °F

13-025

9. Remarks: See WO 774374 turnover package  
Applicable Manufacturer's Data Reports to be attached

CERTIFICATE OF COMPLIANCE		
I certify that the statements made in the report are correct and this conforms to the requirements of the ASME Code, Section XI.		
Type Code Symbol Stamp	N/A	
Certificate of Authorization No.	N/A	
Signed <u><i>ISI ENGINEER</i></u>	ISI ENGINEER	Date <u>10/17/2013</u>
Owner or Owner's Designee, Title		

CERTIFICATE OF INSERVICE INSPECTION	
<p>I, the undersigned, holding a valid commission issued by the National Board of Boiler and Pressure Vessel Inspectors and the State or Province of <u>South Carolina</u> and employed by <u>HSBCT</u> of <u>HARTFORD, CONNECTICUT</u> have inspected the components described in this Owner's Report during the period <u>10/10/2013</u> to <u>10/17/2013</u> and state that to the best of my knowledge and belief, the Owner has performed examinations and taken corrective measures described in this Owner's Report in accordance with the requirements of the ASME Code, Section XI.</p> <p>By signing this certificate neither the Inspector or his employer makes any warranty, expressed or implied, concerning the examinations and corrective measures described in this Owner's Report. Furthermore, neither the Inspector nor his employer shall be liable in any manner for any personal injury or property damage or a loss of any kind arising from or connected with this inspection.</p>	
<u>ELMOSTAFA ELKOUH</u> Inspector's Signature	Commissions <u>NB 13930 SC 264 ANII</u> National Board, State, Province, and Endorsements
Date: <u>10/17/2013</u>	

## FORM NIS-2 OWNER'S REPORT FOR REPAIR/REPLACEMENT ACTIVITY

As Required by the Provisions of the ASME Code Section XI

1. Owner DUKE-ENERGY-PROGRESS, INC Date: 1/8/2014  
 Name  
526 S. Church Street, Charlotte, NC 28201 Sheet: 1 of 2  
 Address
2. Plant H.B.ROBINSON Unit: 2  
 Name  
3581 WEST Entrance RD, HARTSVILLE, SC 29550 EC# 92434 EE: N/A  
 Address WR/RO: 1927047 CR: N/A  
 Repair Organization PO No./Job No./etc.
3. Work Performed by PROGRESS ENERGY CAROLINAS, INC Type Code Symbol Stamp: N/A  
 Name Authorization No.: N/A  
3581 WEST ENTRANCE RD, HARTSVILLE, SC 29550 Expiration Date: N/A  
 Address
4. Identification of System: Class:3 SERVICE WATER SYSTEM 4060
5. (a) Applicable Construction Code: B31.1 Edition: 1967 Addenda: N/A Code Case: N/A  
 Design Specification: CPL-HBR2-M-046 & 048
- (b) Applicable Edition of Section XI Used for Repair/Replacement Activity: 2007 Edition 2008 Addenda  
 Code Case: N/A

## 6. Identification of Components Repaired or Replaced and Replacement Components

Name of Component	Name of Manufacturer	Manufacturer Serial No.	National Board No.	Other Identification	Year Built	Corrected, Removed, or Installed	ASME Code Stamp (Yes or No)
Valve	Crane	N/A	N/A	SW-61	1971	Removed	N
Valve	Argo Turbo Service	271660-01-06	N/A	SW-61	2013	Installed	N
Stud	Ebasco	N/A	N/A	SW-61	1971	Removed	N
Stud	Nova Machine	N/A	N/A	SW-61	2013	Installed	N

7. Description of Work: Replace valve SW-61 and bolting.
8. Test Conducted: Hydrostatic ☐ Pneumatic ☐ Nominal Operating Pressure ☒ Exempt ☐
- Other VT-2 Pressure [NOP] psig Test Temp. [NOT] °F

13-026

9. Remarks: See WO 1927047 turnover package  
Applicable Manufacturer's Data Reports to be attached

CERTIFICATE OF COMPLIANCE		
I certify that the statements made in the report are correct and this conforms to the requirements of the ASME Code, Section XI.		
Type Code Symbol Stamp	N/A	
Certificate of Authorization No.	N/A	
Signed <u>M. W. Klen</u>	ISI ENGINEER	Date <u>1/8/2014</u>
Owner or Owner's Designee, Title		

CERTIFICATE OF INSERVICE INSPECTION	
<p>I, the undersigned, holding a valid commission issued by the National Board of Boiler and Pressure Vessel Inspectors and the State or Province of <u>South Carolina</u> and employed by <u>HSBCT</u> of <u>HARTFORD, CONNECTICUT</u> have inspected the components described in this Owner's Report during the period <u>2/4/2013</u> to <u>1/8/2014</u> and state that to the best of my knowledge and belief, the Owner has performed examinations and taken corrective measures described in this Owner's Report in accordance with the requirements of the ASME Code, Section XI.</p> <p>By signing this certificate neither the Inspector or his employer makes any warranty, expressed or implied, concerning the examinations and corrective measures described in this Owner's Report. Furthermore, neither the Inspector nor his employer shall be liable in any manner for any personal injury or property damage or a loss of any kind arising from or connected with this inspection.</p>	
<u>E. Mostafa Abouli</u> Inspector's Signature	Commissions <u>NB 13930 SC 264 ANII</u> National Board, State, Province, and Endorsements
Date: <u>1/8/2014</u>	

## FORM NIS-2 OWNER'S REPORT FOR REPAIR/REPLACEMENT ACTIVITY

As Required by the Provisions of the ASME Code Section XI

1. Owner DUKE-ENERGY-PROGRESS, INC Date: 1/8/2014  
Name  
526 S. Church Street, Charlotte, NC 28201  
Address
2. Plant H.B. ROBINSON Unit: 2  
Name  
3581 WEST Entrance RD, HARTSVILLE, SC 29550  
Address  
EC# 92434 EE: N/A  
WR/RO: 1927045 CR: N/A  
Repair Organization PO No./Job No./etc.
3. Work Performed by PROGRESS ENERGY CAROLINAS, INC Type Code Symbol Stamp: N/A  
Name  
3581 WEST ENTRANCE RD, HARTSVILLE, SC 29550  
Address  
Authorization No.: N/A  
Expiration Date: N/A
4. Identification of System: Class: 3 SERVICE WATER SYSTEM 4060
5. (a) Applicable Construction Code: B31.1 Edition: 1987 Addenda: N/A Code Case: N/A  
Design Specification: CPL-HBR2-M-046 & 048
- (b) Applicable Edition of Section XI Used for Repair/Replacement Activity: 2007 Edition 2008 Addenda  
Code Case: N/A

## 6. Identification of Components Repaired or Replaced and Replacement Components

Name of Component	Name of Manufacturer	Manufacturer Serial No	National Board No.	Other Identification	Year Built	Corrected, Removed, or Installed	ASME Code Stamp (Yes or No)
Valve	Crane	N/A	N/A	SW-54	1971	Removed	N
Valve	Argo Turbo Service	271660-01-04	N/A	SW-54	2013	Installed	N
Stud	Ebasco	N/A	N/A	SW-54	1971	Removed	N
Stud	Nova Machine	N/A	N/A	SW-54	2013	Installed	N

7. Description of Work: Replace valve SW-54 and bolting.
8. Test Conducted: Hydrostatic ☐ Pneumatic ☐ Nominal Operating Pressure ☒ Exempt ☐
- Other ☒ VT-2 Pressure ☐ NOP psig Test Temp. ☐ NOT °F

13-027

9. Remarks: See WO 1927045 turnover package  
Applicable Manufacturer's Data Reports to be attached

### CERTIFICATE OF COMPLIANCE

I certify that the statements made in the report are correct and this conforms to the requirements of the ASME Code, Section XI.

Type Code Symbol Stamp \_\_\_\_\_ N/A \_\_\_\_\_

Certificate of Authorization No. \_\_\_\_\_ N/A \_\_\_\_\_

Signed M. W. B. B. ISI ENGINEER Date 1/8/2014  
Owner or Owner's Designee, Title

### CERTIFICATE OF INSERVICE INSPECTION

I, the undersigned, holding a valid commission issued by the National Board of Boiler and Pressure Vessel Inspectors and the State or Province of South Carolina and employed by HSBCT of HARTFORD, CONNECTICUT have inspected the components described in this Owner's Report during the period 1/28/2013 to 1/8/2014 and state that to the best of my knowledge and belief, the Owner has performed examinations and taken corrective measures described in this Owner's Report in accordance with the requirements of the ASME Code, Section XI.

By signing this certificate neither the Inspector or his employer makes any warranty, expressed or implied, concerning the examinations and corrective measures described in this Owner's Report. Furthermore, neither the Inspector nor his employer shall be liable in any manner for any personal injury or property damage or a loss of any kind arising from or connected with this inspection.

ELMOSTAFA AYOUB  
Inspector's Signature

Commissions NB 13930 SC 264 ANII  
National Board, State, Province, and Endorsements

Date 1/8/2014



## FORM NIS-2 OWNER'S REPORT FOR REPAIR/REPLACEMENT ACTIVITY

As Required by the Provisions of the ASME Code Section XI

1. Owner DUKE-ENERGY-PROGRESS, INC Date: 1/8/2014  
 Name  
526 S. Church Street, Charlotte, NC 28201 Address  
 Sheet: 1 of 2
2. Plant H.B. ROBINSON Unit: 2  
 Name  
3581 WEST Entrance RD, HARTSVILLE, SC 29550 Address  
EC# 85906 EE: N/A  
WR/WO: 2085933 CR: N/A  
 Repair Organization PO No./Job No./etc.
3. Work Performed by PROGRESS ENERGY CAROLINAS, INC Type Code Symbol Stamp: N/A  
 Name  
3581 WEST ENTRANCE RD, HARTSVILLE, SC 29550 Address  
 Authorization No.: N/A  
 Expiration Date: N/A
4. Identification of System: Class: 2 CHEMICAL AND VOLUME CONTROL SYSTEM 2060
5. (a) Applicable Construction Code: B 31.1 Edition: 1967 Addenda: N/A Code Case: N/A  
 Design Specification: CPL-HBR2-M-046 - 048
- (b) Applicable Edition of Section XI Used for Repair/Replacement Activity: 2007 Edition 2008 Addenda  
 Code Case: N/A

## 6. Identification of Components Repaired or Replaced and Replacement Components

Name of Component	Name of Manufacturer	Manufacturer Serial No.	National Board No.	Other Identification	Year Built	Corrected, Removed, or Installed	ASME Code Stamp (Yes or No)
Valve	Crane Valve	N/A	N/A	CVC-381	1971	Removed	N
Valve	Flowserve	BO292	N/A	CVC-381	2013	Installed	N
Pipe	Ebasco	N/A	N/A	3-CH-151R-9	1971	Removed	N
Pipe	DuBose National	N/A	N/A	3-CH-151R-9	2013	Installed	N
Elbow	Ebasco	N/A	N/A	3-CH-151R-9	1971	Removed	N
Elbow	DuBose National	N/A	N/A	3-CH-151R-9	2013	Installed	N

7. Description of Work: Replace Valve CVC-381 and Piping
8. Test Conducted: Hydrostatic ☐ Pneumatic ☐ Nominal Operating Pressure ☒ Exempt ☐  
 Other VT-2 Pressure N/A psig Test Temp. N/A °F

13-028

9. Remarks: See WO 2085933 turnover package  
Applicable Manufacturer's Data Reports to be attached

### CERTIFICATE OF COMPLIANCE

I certify that the statements made in the report are correct and this conforms to the requirements of the ASME Code, Section XI.

Type Code Symbol Stamp \_\_\_\_\_ N/A

Certificate of Authorization No. \_\_\_\_\_ N/A

Signed \_\_\_\_\_ ISI ENGINEER Date 1/8/2014

Owner or Owner's Designee, Title

### CERTIFICATE OF INSERVICE INSPECTION

I, the undersigned, holding a valid commission issued by the National Board of Boiler and Pressure Vessel Inspectors and the State or Province of South Carolina and employed by HSBCT of HARTFORD, CONNECTICUT have inspected the components described in this Owner's Report during the period 1/30/2013 to 1/8/2014 and state that to the best of my knowledge and belief, the Owner has performed examinations and taken corrective measures described in this Owner's Report in accordance with the requirements of the ASME Code, Section XI.

By signing this certificate neither the Inspector or his employer makes any warranty, expressed or implied, concerning the examinations and corrective measures described in this Owner's Report. Furthermore, neither the Inspector nor his employer shall be liable in any manner for any personal injury or property damage or a loss of any kind arising from or connected with this inspection.

ELMSTAFF EXAM  
Inspector's Signature

Commissions NB 13930 SC 284 ANII  
National Board, State, Province, and Endorsements

Date 1/8/2014

## FORM NIS-2 OWNER'S REPORT FOR REPAIR/REPLACEMENT ACTIVITY

As Required by the Provisions of the ASME Code Section XI

1. Owner DUKE-ENERGY-PROGRESS, INC. Date: 10/28/2013  
 Name  
526 S. Church Street, Charlotte, NC 28201  
 Address
2. Plant H.B. ROBINSON Unit: 2  
 Name  
3581 WEST Entrance RD, HARTSVILLE, SC 29550  
 Address  
 EC# N/A EE N/A  
 WR/RO: 2258367 CR: N/A  
 Repair Organization PO No./Job No./etc.
3. Work Performed by PROGRESS ENERGY CAROLINAS, INC. Type Code Symbol Stamp: N/A  
 Name  
3581 WEST ENTRANCE RD, HARTSVILLE, SC 29550  
 Address  
 Authorization No.: N/A  
 Expiration Date: N/A
4. Identification of System: Class: 1 CHEMICAL AND VOLUME CONTROL SYSTEM 2080
5. (a) Applicable Construction Code: B 31.1 Edition: 1967 Addenda: N/A Code Case: N/A  
 Design Specification: N/A
- (b) Applicable Edition of Section XI Used for Repair/Replacement Activity: 2007 Edition 2008 Addenda  
 Code Case: N/A

6. Identification of Components Repaired or Replaced and Replacement Components

Name of Component	Name of Manufacturer	Manufacturer Serial No.	National Board No.	Other Identification	Year Built	Corrected, Removed, or Installed	ASME Code Stamp (Yes or No)
Bonnet Studs	Westinghouse	N/A	N/A	CVC-312B	1979	Removed	N
Bonnet Studs	Mackson	N/A	N/A	CVC-312B	2013	Installed	N
Bonnet Nuts	Westinghouse	N/A	N/A	CVC-312B	1979	Removed	N
Bonnet Nuts	Mackson	N/A	N/A	CVC-312B	2013	Installed	N

7. Description of Work: Replaced Body to Bonnet Bolting
8. Test Conducted: Hydrostatic ☒ Pneumatic ☐ Nominal Operating Pressure ☐ Exempt (-)
- Other ☒ Pressure [N/A] psig Test Temp. [N/A] °F

13-029

9. Remarks: See WR 2258587 turnover package.  
Applicable Manufacturer's Data Reports to be attached

### CERTIFICATE OF COMPLIANCE

I certify that the statements made in the report are correct and this conforms to the requirements of the ASME Code, Section XI.

Type Code Symbol Stamp \_\_\_\_\_ N/A \_\_\_\_\_

Certificate of Authorization No. \_\_\_\_\_ N/A \_\_\_\_\_

Signed W. W. Brown ISI ENGINEER Date 10/19/2013

Owner or Owner's Designee, Title

### CERTIFICATE OF INSERVICE INSPECTION

I, the undersigned, holding a valid commission issued by the National Board of Boiler and Pressure Vessel Inspectors and the State or Province of South Carolina and employed by HSBCT of HARTFORD, CONNECTICUT have inspected the components described in this Owner's Report during the period 7/25/2013 to 10/19/2013 and state that to the best of my knowledge and belief, the Owner has performed examinations and taken corrective measures described in this Owner's Report in accordance with the requirements of the ASME Code, Section XI.

By signing this certificate neither the Inspector or his employer makes any warranty, expressed or implied, concerning the examinations and corrective measures described in this Owner's Report. Furthermore, neither the Inspector nor his employer shall be liable in any manner for any personal injury or property damage or a loss of any kind arising from or connected with this inspection.

El Mostafa El Kouch  
Inspector's Signature

Commissions NB 13830 SC 264 ANII  
National Board, State, Province, and Endorsements

Date: 10/19/2013

## FORM NIS-2 OWNER'S REPORT FOR REPAIR/REPLACEMENT ACTIVITY

As Required by the Provisions of the ASME Code Section XI

1. Owner DUKE-ENERGY-PROGRESS, INC Date: 10/30/2013  
 Name  
526 S. Church Street, Charlotte, NC 28201 Address  
 Sheet: 1 of 2
2. Plant H.B. ROBINSON Unit: 2  
 Name  
3581 WEST Entrance RD, HARTSVILLE, SC 29550 Address  
EC# N/A EE: N/A  
WR/VO: 2058621 CR: N/A  
 Repair Organization PO No./Job No./etc.
3. Work Performed by PROGRESS ENERGY CAROLINAS, INC Type Code Symbol Stamp: N/A  
 Name  
3581 WEST ENTRANCE RD, HARTSVILLE, SC 29550 Address  
 Authorization No.: N/A  
 Expiration Date: N/A
4. Identification of System: Class: 1 CHEMICAL AND VOLUME CONTROL SYSTEM 2060
5. (a) Applicable Construction Code: B 31.1 Edition: 1967 Addenda: N/A Code Case: N/A  
 Design Specification: HBR2-10618 SH 55B
- (b) Applicable Edition of Section XI Used for Repair/Replacement Activity: 2007 Edition 2008 Addenda  
 Code Case: N/A


## 6. Identification of Components Repaired or Replaced and Replacement Components

Name of Component	Name of Manufacturer	Manufacturer Serial No.	National Board No.	Other Identification	Year Built	Corrected, Removed, or Installed	ASME Code Stamp (Yes or No)
Spring Can Support	Ebasco	CPL-143-T	N/A	2-CH-15B	1971	Corrected	N

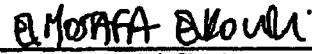
7. Description of Work: Restored Hanger CPL-143-T settings to design condition
8. Test Conducted: Hydrostatic ☐ Pneumatic ☐ Nominal Operating Pressure ☐ Exempt ☐
- Other ☒ Pressure N/A psig Test Temp. N/A °F

13-030

9. Remarks: See WO 2058621 turnover package  
Applicable Manufacturer's Data Reports to be attached

CERTIFICATE OF COMPLIANCE		
I certify that the statements made in the report are correct and this conforms to the requirements of the ASME Code, Section XI.		
Type Code Symbol Stamp	N/A	
Certificate of Authorization No.	N/A	
Signed	 ISI ENGINEER	Date 10/30/2013
Owner or Owner's Designee, Title		

CERTIFICATE OF INSERVICE INSPECTION	
<p>I, the undersigned, holding a valid commission issued by the National Board of Boiler and Pressure Vessel Inspectors and the State or Province of <u>South Carolina</u> and employed by <u>HSBCT</u> of <u>HARTFORD, CONNECTICUT</u> have inspected the components described in this Owner's Report during the period <u>10/30/2013</u> to <u>10/30/2013</u> and state that to the best of my knowledge and belief, the Owner has performed examinations and taken corrective measures described in this Owner's Report in accordance with the requirements of the ASME Code, Section XI.</p> <p>By signing this certificate neither the Inspector or his employer makes any warranty, expressed or implied, concerning the examinations and corrective measures described in this Owner's Report. Furthermore, neither the Inspector nor his employer shall be liable in any manner for any personal injury or property damage or a loss of any kind arising from or connected with this inspection.</p>	
 Inspector's Signature	Commissions <u>NB 13930 SC 264 ANII</u> National Board, State, Province, and Endorsements
Date: <u>10/30/2013</u>	

## FORM NIS-2 OWNER'S REPORT FOR REPAIR/REPLACEMENT ACTIVITY

As Required by the Provisions of the ASME Code Section XI

1. Owner DUKE-ENERGY-PROGRESS, INC Date: 10/28/2013  
 Name  
526 S. Church Street, Charlotte, NC 28201  
 Address
2. Plant H.B.ROBINSON Unit: 2  
 Name  
3581 WEST Entrance RD, HARTSVILLE, SC 29550  
 Address  
EC# N/A EE: N/A  
WR/WO.2006898 08 CR: N/A  
 Repair Organization PO No./Job No./etc.
3. Work Performed by PROGRESS ENERGY CAROLINAS, INC Type Code Symbol Stamp: N/A  
 Name  
3581 WEST ENTRANCE RD, HARTSVILLE, SC 29550  
 Address  
 Authorization No.: N/A  
 Expiration Date: N/A
4. Identification of System: Class:2 RHR System 2045
5. (a) Applicable Construction Code: B31.1 Edition: 1987 Addenda: N/A Code Case N/A  
 Design Specification: N/A
- (b) Applicable Edition of Section XI Used for Repair/Replacement Activity: 2007 Edition 2008 Addenda  
 Code Case: N/A

## 6. Identification of Components Repaired or Replaced and Replacement Components

Name of Component	Name of Manufacturer	Manufacturer Serial No.	National Board No.	Other Identification	Year Built	Corrected, Removed, or Installed	ASME Code Stamp (Yes or No)
Casing Stud	Maintenance	N/A	N/A	RHR-PMP-B	1971	Removed	N
Casing Stud	Mackson	N/A	N/A	RHR-PMP-B	1992	Replaced	N

7. Description of Work: Replaced Casing Stud on RHR-PMP-B
8. Test Conducted: Hydrostatic ☐ Pneumatic ☐ Nominal Operating Pressure ☐ Exempt ☒

Other ☐ Pressure ☐ psig Test Temp. ☐ °F

13-031

9. Remarks: See WO 2006898 turnover package  
Applicable Manufacturer's Data Reports to be attached

CERTIFICATE OF COMPLIANCE	
I certify that the statements made in the report are correct and this conforms to the requirements of the ASME Code, Section XI.	
Type Code Symbol Stamp _____	N/A
Certificate of Authorization No. _____	N/A
Signed <u>[Signature]</u>	<div style="display: flex; justify-content: space-between;"> <span>ISI ENGINEER</span> <span>Date <u>10/23/2013</u></span> </div>
Owner or Owner's Designee, Title	

CERTIFICATE OF INSERVICE INSPECTION	
<p>I, the undersigned, holding a valid commission issued by the National Board of Boiler and Pressure Vessel Inspectors and the State or Province of <u>South Carolina</u> and employed by <u>HSBCT</u> of <u>HARTFORD, CONNECTICUT</u> have inspected the components described in this Owner's Report during the period <u>9/27/2013</u> to <u>10/23/2013</u> and state that to the best of my knowledge and belief, the Owner has performed examinations and taken corrective measures described in this Owner's Report in accordance with the requirements of the ASME Code, Section XI.</p> <p>By signing this certificate neither the Inspector or his employer makes any warranty, expressed or implied, concerning the examinations and corrective measures described in this Owner's Report. Furthermore, neither the Inspector nor his employer shall be liable in any manner for any personal injury or property damage or a loss of any kind arising from or connected with this inspection.</p>	
<u>E. Mostafa Alkoul</u> Inspector's Signature	Commissions <u>NB 13930 SC 264 ANH</u> National Board, State, Province, and Endorsements
Date: <u>10/23/2013</u>	

13-031



## FORM NIS-2 OWNER'S REPORT FOR REPAIR/REPLACEMENT ACTIVITY

As Required by the Provisions of the ASME Code Section XI

1. Owner DUKE-ENERGY-PROGRESS, INC Date: 10/28/2013  
 Name  
526 S. Church Street, Charlotte, NC 28201 Sheet: 1 of 2  
 Address
2. Plant H.B.ROBINSON Unit: 2  
 Name  
3581 WEST Entrance RD, HARTSVILLE, SC 29550 EC#: N/A EE: N/A  
 Address WR/VO: 1842290 01 CR: N/A  
 Repair Organization PO No: Job No; etc.
3. Work Performed by PROGRESS ENERGY CAROLINAS, INC Type Code Symbol Stamp: N/A  
 Name  
3581 WEST ENTRANCE RD, HARTSVILLE, SC 29550 Authorization No.: N/A  
 Address Expiration Date: N/A
4. Identification of System: Class:2 Safety Injection 2080
- 5 (a) Applicable Construction Code: B31.1 Edition: 1967 Addenda: N/A Code Case: N/A  
 Design Specification: 5379-01748
- (b) Applicable Edition of Section XI Used for Repair/Replacement Activity: 2007 Edition 2008 Addenda  
 Code Case: N/A

## 6. Identification of Components Repaired or Replaced and Replacement Components

Name of Component	Name of Manufacturer	Manufacturer Serial No.	National Board No.	Other Identification	Year Built	Corrected, Removed, or Installed	ASME Code Stamp (Yes or No)
SI-865A	Anchor/Darling	N/A	N/A	Valve Discs	1971	Replaced	N
SI-865A	Flowserve	1 & 2	N/A	Valve Discs	2011	Replacement	N

7. Description of Work: Replaced valve discs
8. Test Conducted: Hydrostatic ☐ Pneumatic ☐ Nominal Operating Pressure ☐ Exempt ☒
- Other ☐ Pressure N/A psig Test Temp. N/A °F

13-032

9. Remarks: See WO 1842290 01 turnover package  
Applicable Manufacturer's Data Reports to be attached

### CERTIFICATE OF COMPLIANCE

I certify that the statements made in the report are correct and this conforms to the requirements of the ASME Code, Section XI.

Type Code Symbol Stamp \_\_\_\_\_ N/A \_\_\_\_\_

Certificate of Authorization No. \_\_\_\_\_ N/A \_\_\_\_\_

Signed [Signature] \_\_\_\_\_ ISI ENGINEER \_\_\_\_\_ Date 10/24/2013

Owner or Owner's Designee, Title

### CERTIFICATE OF INSERVICE INSPECTION

I, the undersigned, holding a valid commission issued by the National Board of Boiler and Pressure Vessel Inspectors and the State or Province of South Carolina and employed by HSBCT of HARTFORD, CONNECTICUT have inspected the components described in this Owner's Report during the period 10/23/2013 to 10/24/2013 and state that to the best of my knowledge and belief, the Owner has performed examinations and taken corrective measures described in this Owner's Report in accordance with the requirements of the ASME Code, Section XI.

By signing this certificate neither the Inspector or his employer makes any warranty, expressed or implied, concerning the examinations and corrective measures described in this Owner's Report. Furthermore, neither the Inspector nor his employer shall be liable in any manner for any personal injury or property damage or a loss of any kind arising from or connected with this inspection.

EMOSTAFA B. KOWH  
Inspector's Signature

Commissions NB 13930 SC 264 ANII  
National Board, State, Province, and Endorsements

Date: 10/24/2013

## FORM NIS-2 OWNER'S REPORT FOR REPAIR/REPLACEMENT ACTIVITY

As Required by the Provisions of the ASME Code Section XI

1. Owner DUKE-ENERGY-PROGRESS, INC Date: 10/28/2013  
 Name  
526 S. Church Street, Charlotte, NC 28201 Sheet: 1 of 2  
 Address
2. Plant H.B. ROBINSON Unit: 2  
 Name  
3581 WEST Entrance RD, HARTSVILLE, SC 29550 EC# N/A EE N/A  
 Address WR/WO 2049189 12 CR N/A  
 Repair Organization PO No./Job No./etc.
3. Work Performed by PROGRESS ENERGY CAROLINAS, INC Type Code Symbol Stamp: N/A  
 Name Authorization No.: N/A  
3581 WEST ENTRANCE RD, HARTSVILLE, SC 29550 Expiration Date: N/A  
 Address
4. Identification of System: Class 2 RESIDUAL HEAT REMOVAL SYSTEM 2045
5. (a) Applicable Construction Code: B31.1 Edition: 1967 Addenda: N/A Code Case: N/A  
 Design Specification: HBR2-09381
- (b) Applicable Edition of Section XI Used for Repair/Replacement Activity: 2007 Edition 2008 Addenda  
 Code Case: N/A

## 6. Identification of Components Repaired or Replaced and Replacement Components

Name of Component	Name of Manufacturer	Manufacturer Serial No	National Board No	Other Identification	Year Built	Corrected, Removed, or Installed	ASME Code Stamp (Yes or No)
RHR-759B	Crane	N/A	N/A	Bushing to Bonnet Weld	1971	Removed	N
RHR-759B	Maintenance	N/A	N/A	Bushing to Bonnet Weld	2013	Corrected	N

7. Description of Work: Tack welded Stem Hole Bushing to Valve Bonnet
8. Test Conducted: Hydrostatic ☐ Pneumatic ☐ Nominal Operating Pressure ☐ Exempt ☒
- Other ☐ Pressure N/A psig Test Temp. N/A °F

13-033

9. Remarks: See WO 2049189 12 turnover package  
Applicable Manufacturer's Data Reports to be attached

CERTIFICATE OF COMPLIANCE		
I certify that the statements made in the report are correct and this conforms to the requirements of the ASME Code, Section XI.		
Type Code Symbol Stamp	N/A	
Certificate of Authorization No.	N/A	
Signed <u>[Signature]</u>	ISI ENGINEER	Date <u>10/24/2013</u>
Owner or Owner's Designee, Title		
CERTIFICATE OF INSERVICE INSPECTION		
<p>I, the undersigned, holding a valid commission issued by the National Board of Boiler and Pressure Vessel Inspectors and the State or Province of <u>South Carolina</u> and employed by <u>HSBCT</u> of <u>HARTFORD, CONNECTICUT</u> have inspected the components described in this Owner's Report during the period <u>10/10/2013</u> to <u>10/24/2013</u> and state that to the best of my knowledge and belief, the Owner has performed examinations and taken corrective measures described in this Owner's Report in accordance with the requirements of the ASME Code, Section XI.</p> <p>By signing this certificate neither the Inspector or his employer makes any warranty, expressed or implied, concerning the examinations and corrective measures described in this Owner's Report. Furthermore, neither the Inspector nor his employer shall be liable in any manner for any personal injury or property damage or a loss of any kind arising from or connected with this inspection.</p>		
<u>[Signature]</u> Inspector's Signature	Commissions <u>NB 13930 SC 264 ANII</u> National Board, State, Province, and Endorsements	
Date: <u>10/24/2013</u>		

## FORM NIS-2 OWNER'S REPORT FOR REPAIR/REPLACEMENT ACTIVITY

As Required by the Provisions of the ASME Code Section XI

1. Owner DUKE-ENERGY-PROGRESS, INC Date: 10/28/2013  
 Name  
526 S. Church Street, Charlotte, NC 28201  
 Address
2. Plant H.B.ROBINSON Unit: 2  
 Name  
3581 WEST Entrance RD, HARTSVILLE, SC 29550  
 Address  
 EC# N/A EE N/A  
 WR/WQ 2047543 01 CR 517976  
 Repair Organization PO No./Job No./etc.
3. Work Performed by PROGRESS ENERGY CAROLINAS, INC Type Code Symbol Stamp: N/A  
 Name  
3581 WEST ENTRANCE RD, HARTSVILLE, SC 29550  
 Address  
 Authorization No.: N/A  
 Expiration Date: N/A
4. Identification of System: Class: 2 FEED WATER SYSTEM 3065
5. (a) Applicable Construction Code: B31.1 Edition: 1967 Addenda: N/A Code Case N/A  
 Design Specification: CPL-HBR2-S-001
- (b) Applicable Edition of Section XI Used for Repair/Replacement Activity 2007 Edition 2008 Addenda  
 Code Case: N/A

## 6. Identification of Components Repaired or Replaced and Replacement Components

Name of Component	Name of Manufacturer	Manufacturer Serial No.	National Board No	Other Identification	Year Built	Corrected, Removed, or Installed	ASME Code Stamp (Yes or No)
FW-5A-6009	Ebasco	N/A	N/A	215\FW-5A-6009	1971	Corrected	N

7. Description of Work: Adjusted and re-positioned spring support
8. Test Conducted: Hydrostatic ☐ Pneumatic ☐ Nominal Operating Pressure ☐ Exempt ☐
- Other ☒ T-3 Pressure N/A psig Test Temp N/A °F

13-034

9. Remarks: See WO 2047543 01 turnover package  
Applicable Manufacturer's Data Reports to be attached

### CERTIFICATE OF COMPLIANCE

I certify that the statements made in the report are correct and this conforms to the requirements of the ASME Code, Section XI.

Type Code Symbol Stamp \_\_\_\_\_ N/A

Certificate of Authorization No. \_\_\_\_\_ N/A

Signed [Signature] ISI ENGINEER Date 10/28/2013

Owner or Owner's Designee, Title

### CERTIFICATE OF INSERVICE INSPECTION

I, the undersigned, holding a valid commission issued by the National Board of Boiler and Pressure Vessel Inspectors and the State or Province of South Carolina and employed by HSBCT of HARTFORD, CONNECTICUT have inspected the components described in this Owner's Report during the period 10/27/2013 to 10/28/2013 and state that to the best of my knowledge and belief, the Owner has performed examinations and taken corrective measures described in this Owner's Report in accordance with the requirements of the ASME Code, Section XI.

By signing this certificate neither the Inspector or his employer makes any warranty, expressed or implied, concerning the examinations and corrective measures described in this Owner's Report. Furthermore, neither the Inspector nor his employer shall be liable in any manner for any personal injury or property damage or a loss of any kind arising from or connected with this inspection.

ALMOSTA EKOUY  
Inspector's Signature

Commissions NB 13930 SC 264 ANII  
National Board, State, Province, and Endorsements

Date: 10/28/2013

## FORM NIS-2 OWNER'S REPORT FOR REPAIR/REPLACEMENT ACTIVITY

As Required by the Provisions of the ASME Code Section XI

1. Owner DUKE-ENERGY-PROGRESS, INC Date 10/28/2013  
 Name  
526 S. Church Street, Charlotte, NC 28201 Sheet: 1 of 2  
 Address
2. Plant H.B. ROBINSON Unit: 2  
 Name  
3581 WEST Entrance RD, HARTSVILLE, SC 29550 EC# N/A EE N/A  
 Address WR/VO: 2064234 01 CR: N/A  
 Repair Organization PO No./Job No./etc
3. Work Performed by PROGRESS ENERGY CAROLINAS, INC Type Code Symbol Stamp: N/A  
 Name  
3581 WEST ENTRANCE RD, HARTSVILLE, SC 29550 Authorization No.: N/A  
 Address Expiration Date: N/A
4. Identification of System: Class: 2 STEAM GENERATOR SYSTEM 3005
5. (a) Applicable Construction Code: B31.1 Edition: 1987 Addenda: N/A Code Case: N/A  
 Design Specification: 5379-02951
- (b) Applicable Edition of Section XI Used for Repair/Replacement Activity: 2007 Edition 2008 Addenda  
 Code Case: N/A

## 6. Identification of Components Repaired or Replaced and Replacement Components

Name of Component	Name of Manufacturer	Manufacturer Serial No.	National Board No.	Other Identification	Year Built	Corrected, Removed, or Installed	ASME Code Stamp (Yes or No)
RSV-C	Ankor-Holth	N/A	N/A	Snubber-RSV-C	1971	Removed	N
RSV-C	Enertech	N/A	N/A	Snubber-RSV-C	2005	Installed	N

7. Description of Work: Replaced fluid reservoir
8. Test Conducted: Hydrostatic ☐ Pneumatic ☐ Nominal Operating Pressure ☐ Exempt ☐  
 Other ☒ VT-3 Pressure ☐ psig Test Temp. ☐ °F

13-035

9. Remarks: See WO2064234 turnover package  
Applicable Manufacturer's Data Reports to be attached

CERTIFICATE OF COMPLIANCE		
I certify that the statements made in the report are correct and this conforms to the requirements of the ASME Code, Section XI.		
Type Code Symbol Stamp	N/A	
Certificate of Authorization No.	N/A	
Signed: <u>[Signature]</u>	ISI ENGINEER	Date <u>10/28/13</u>
Owner or Owner's Designee, Title		
CERTIFICATE OF INSERVICE INSPECTION		
<p>I, the undersigned, holding a valid commission issued by the National Board of Boiler and Pressure Vessel Inspectors and the State or Province of <u>South Carolina</u> and employed by <u>HSBCT</u> of <u>HARTFORD, CONNECTICUT</u> have inspected the components described in this Owner's Report during the period <u>10/27/2013</u> to and state that to the best of my knowledge and belief, the Owner has performed examinations and taken corrective measures described in this Owner's Report in accordance with the requirements of the ASME Code, Section XI.</p> <p>By signing this certificate neither the Inspector or his employer makes any warranty, expressed or implied, concerning the examinations and corrective measures described in this Owner's Report. Furthermore, neither the Inspector nor his employer shall be liable in any manner for any personal injury or property damage or a loss of any kind arising from or connected with this inspection.</p>		
<u>[Signature]</u> Inspector's Signature	Commissions <u>NB 13930 SC 264 ANII</u> National Board, State, Province, and Endorsements	
Date:		



## FORM NIS-2 OWNER'S REPORT FOR REPAIR/REPLACEMENT ACTIVITY

As Required by the Provisions of the ASME Code Section XI

1. Owner DUKE-ENERGY-PROGRESS, INC Date: 10/28/2013  
Name  
526 S. Church Street, Charlotte, NC 28201  
Address
2. Plant H.B.ROBINSON Unit: 2  
Name  
3581 WEST Entrance RD, HARTSVILLE, SC 29550  
Address  
EC# N/A EE# N/A  
WR/WO 558985/13305122 CR# N/A  
Repair Organization PO No./Job No./etc.
3. Work Performed by PROGRESS ENERGY CAROLINAS, INC Type Code Symbol Stamp: N/A  
Name  
3581 WEST ENTRANCE RD, HARTSVILLE, SC 29550  
Address  
Authorization No.: N/A  
Expiration Date: N/A
4. Identification of System: Class:2 MAIN STEAM SYSTEM 3020
5. (a) Applicable Construction Code: B 31.1 Edition: 1967 Addenda: N/A Code Case: N/A  
Design Specification: 5379-6432
- (b) Applicable Edition of Section XI Used for Repair/Replacement Activity: 2007 Edition 2008 Addenda  
Code Case: N/A

## 6. Identification of Components Repaired or Replaced and Replacement Components

Name of Component	Name of Manufacturer	Manufacturer Serial No	National Board No	Other Identification	Year Built	Corrected, Removed, or Installed	ASME Code Stamp (Yes or No)
Disc	Schutte and Koerting	N/A	N/A	MS-261B	1971	Removed	N
Disc	Tura	N/A	N/A	MS-261B	1986	Installed	N
Stud	Schutte and Koerting	N/A	N/A	MS-261B	1971	Removed	N
Stud	Mackson	N/A	N/A	MS-261B	1996	Installed	N
Nut	Schutte and Koerting	N/A	N/A	MS-261B	1971	Removed	N
Nut	Mackson	N/A	N/A	MS-261B	2008	Installed	N

7. Description of Work: Valve rebuild including disc and bolting replacement and tack welding bushing to disc.8. Test Conducted. Hydrostatic ☐ Pneumatic ☐ Nominal Operating Pressure ☐ Exempt ☒Other ☐ Pressure N/A psig Test Temp. N/A °F

13-036

9. Remarks: See WO558985 turnover package. Bushing to Disc weld installed per WO 13305122.  
Applicable Manufacturer's Data Reports to be attached

### CERTIFICATE OF COMPLIANCE

I certify that the statements made in the report are correct and this conforms to the requirements of the ASME Code, Section XI.

Type Code Symbol Stamp \_\_\_\_\_ N/A \_\_\_\_\_

Certificate of Authorization No. \_\_\_\_\_ N/A \_\_\_\_\_

Signed [Signature] \_\_\_\_\_ ISI ENGINEER \_\_\_\_\_ Date 10/27/2013

Owner or Owner's Designee, Title

### CERTIFICATE OF INSERVICE INSPECTION

I, the undersigned, holding a valid commission issued by the National Board of Boiler and Pressure Vessel Inspectors and the State or Province of South Carolina and employed by HSBCT of HARTFORD, CONNECTICUT have inspected the components described in this Owner's Report during the period 10/19/2013 to 10/27/2013 and state that to the best of my knowledge and belief, the Owner has performed examinations and taken corrective measures described in this Owner's Report in accordance with the requirements of the ASME Code, Section XI.

By signing this certificate neither the Inspector or his employer makes any warranty, expressed or implied, concerning the examinations and corrective measures described in this Owner's Report. Furthermore, neither the Inspector nor his employer shall be liable in any manner for any personal injury or property damage or a loss of any kind arising from or connected with this inspection.

[Signature]  
Inspector's Signature

Commissions NB 13930 SC 264 ANI  
National Board, State, Province, and Endorsements

Date: 10/27/2013

## FORM NIS-2 OWNER'S REPORT FOR REPAIR/REPLACEMENT ACTIVITY

As Required by the Provisions of the ASME Code Section XI

1. Owner DUKE ENERGY-PROGRESS, INC Date: 10/28/2013  
 Name  
526 S. Church Street, Charlotte, NC 28201  
 Address
2. Plant H.B. ROBINSON Unit: 2  
 Name  
3581 WEST Entrance RD, HARTSVILLE, SC 29550  
 Address  
 EC#: N/A EE: N/A  
 WR/RO: 558815 01 CR: N/A  
 Repair Organization PO No./Job No./etc
3. Work Performed by PROGRESS ENERGY CAROLINAS, INC Type Code Symbol Stamp: N/A  
 Name  
3581 WEST ENTRANCE RD, HARTSVILLE, SC 29550  
 Address  
 Authorization No.: N/A  
 Expiration Date: N/A
4. Identification of System: Class:1 CHEMICAL AND VOLUME CONTROL SYSTEM 2060
5. (a) Applicable Construction Code: B 31.1 Edition: 1987 Addenda: N/A Code Case: N/A  
 Design Specification: CH-4-SN-25
- (b) Applicable Edition of Section XI Used for Repair/Replacement Activity: 2007 Edition 2008 Addenda  
 Code Case: N/A

## 6. Identification of Components Repaired or Replaced and Replacement Components

Name of Component	Name of Manufacturer	Manufacturer Serial No	National Board No.	Other Identification	Year Built	Corrected, Removed, or Installed	ASME Code Stamp (Yes or No)
Snubber 25	Grinnell	30085	N/A	Snubber 25	1992	Removed	N
Snubber 25	Anvil	37964	N/A	Snubber 25	2010	Installed	N

7. Description of Work: Replaced snubber with new unit
8. Test Conducted: Hydrostatic ☐ Pneumatic ☐ Nominal Operating Pressure ☐ Exempt ☐
- Other VT-3 Pressure N/A psig Test Temp. N/A °F

13-037

9. Remarks: See WO 558815 turnover package  
Applicable Manufacturer's Data Reports to be attached

CERTIFICATE OF COMPLIANCE		
I certify that the statements made in the report are correct and this conforms to the requirements of the ASME Code, Section XI.		
Type Code Symbol Stamp	N/A	
Certificate of Authorization No.	N/A	
Signed <u>ISI ENGINEER</u>	ISI ENGINEER	Date <u>10/26/13</u>
Owner or Owner's Designee, Title		
CERTIFICATE OF INSERVICE INSPECTION		
<p>I, the undersigned, holding a valid commission issued by the National Board of Boiler and Pressure Vessel Inspectors and the State or Province of <u>South Carolina</u> and employed by <u>HSBCT</u> of <u>HARTFORD, CONNECTICUT</u> have inspected the components described in this Owner's Report during the period <u>10/24/2013</u> to and state that to the best of my knowledge and belief, the Owner has performed examinations and taken corrective measures described in this Owner's Report in accordance with the requirements of the ASME Code, Section XI.</p> <p>By signing this certificate neither the Inspector or his employer makes any warranty, expressed or implied, concerning the examinations and corrective measures described in this Owner's Report. Furthermore, neither the Inspector nor his employer shall be liable in any manner for any personal injury or property damage or a loss of any kind arising from or connected with this inspection.</p>		
<u>Mostafa Skouli</u> Inspector's Signature	Commissions <u>NB 13930 SC 264 ANII</u> National Board, State, Province, and Endorsements	
Date:		

13-037

## FORM NIS-2 OWNER'S REPORT FOR REPAIR/REPLACEMENT ACTIVITY

As Required by the Provisions of the ASME Code Section XI

1. Owner DUKE ENERGY PROGRESS, INC. Date: 10/28/2013  
 Name  
526 S. Church Street, Charlotte, NC 28201 Sheet: 1 of 2  
 Address
2. Plant H.B. ROBINSON Unit: 2  
 Name  
3581 WEST Entrance RD, HARTSVILLE, SC 29550 EC: N/A EE: N/A  
 Address WRAWO: 2083425 01 CR: N/A  
 Repair Organization PO No./Job No/etc.
3. Work Performed by PROGRESS ENERGY CAROLINAS, INC. Type Code Symbol Stamp: N/A  
 Name  
3581 WEST ENTRANCE RD, HARTSVILLE, SC 29550 Authorization No.: N/A  
 Address Expiration Date: N/A
4. Identification of System: Class: 2 RESIDUAL HEAT REMOVAL SYSTEM 2045
5. (a) Applicable Construction Code: B31.1 Edition: 1987 Addenda: N/A Code Case: N/A  
 Design Specification: 728-251-51
- (b) Applicable Edition of Section XI Used for Repair/Replacement Activity: 2007 Edition 2008 Addenda  
 Code Case: N/A

## 6. Identification of Components Repaired or Replaced and Replacement Components

Name of Component	Name of Manufacturer	Manufacturer Serial No.	National Board No.	Other Identification	Year Built	Corrected, Removed, or Installed	ASME Code Stamp (Yes or No)
Mechanical Seal Cartridge	Ingersoll Rand	N/A	N/A	RHR-PMP-B	1971	Removed	N
Mechanical Seal Cartridge	Flowserve	N/A	N/A	RHR-PMP-B	2010	Installed	N
Gland studs	Ingersoll Rand	N/A	N/A	RHR-PMP-B	1971	Removed	N
Gland studs	Curtiss Wright	N/A	N/A	RHR-PMP-B	2011	Installed	N

7. Description of Work: Replaced mechanical seal cartridge and gland studs.
8. Test Conducted: Hydrostatic ☐ Pneumatic ☐ Nominal Operating Pressure ☒ Exempt ☐
- Other ☒ VT-2 Pressure ☒ NQP psig Test Temp. ☒ NOT °F

13-038

9. Remarks: See WO 2083425 turnover package  
Applicable Manufacturer's Data Reports to be attached

### CERTIFICATE OF COMPLIANCE

I certify that the statements made in the report are correct and this conforms to the requirements of the ASME Code, Section XI.

Type Code Symbol Stamp \_\_\_\_\_ N/A \_\_\_\_\_

Certificate of Authorization No. \_\_\_\_\_ N/A \_\_\_\_\_

Signed M. W. Blaw \_\_\_\_\_ ISI ENGINEER \_\_\_\_\_ Date 10/28/2013

Owner or Owner's Designee, Title

### CERTIFICATE OF INSERVICE INSPECTION

I, the undersigned, holding a valid commission issued by the National Board of Boiler and Pressure Vessel Inspectors and the State or Province of South Carolina and employed by HSBCT of HARTFORD, CONNECTICUT have inspected the components described in this Owner's Report during the period 8/13/2013 to 10/28/2013 and state that to the best of my knowledge and belief, the Owner has performed examinations and taken corrective measures described in this Owner's Report in accordance with the requirements of the ASME Code, Section XI.

By signing this certificate neither the inspector or his employer makes any warranty, expressed or implied, concerning the examinations and corrective measures described in this Owner's Report. Furthermore, neither the inspector nor his employer shall be liable in any manner for any personal injury or property damage or a loss of any kind arising from or connected with this inspection.

ANOSTRA EKOUH  
Inspector's Signature

Commissions \_\_\_\_\_ NB 13930 SC 264 ANII  
National Board, State, Province, and Endorsements

Date: 10/28/2013

## FORM NIS-2 OWNER'S REPORT FOR REPAIR/REPLACEMENT ACTIVITY

As Required by the Provisions of the ASME Code Section XI

1. Owner DUKE-ENERGY-PROGRESS, INC Date: 10/29/2013  
 Name  
526 S. Church Street, Charlotte, NC 28201  
 Address
2. Plant H.B. ROBINSON Unit: 2  
 Name  
3581 WEST Entrance RD: HARTSVILLE, SC 29550  
 Address  
EC# 85906 EE: N/A  
WR/WO: 2098531 CR: N/A  
 Repair Organization PO No./Job No./etc.
3. Work Performed by PROGRESS ENERGY CAROLINAS, INC Type Code Symbol Stamp: N/A  
 Name  
3581 WEST ENTRANCE RD: HARTSVILLE, SC 29550  
 Address  
 Authorization No.: N/A  
 Expiration Date: N/A
4. Identification of System: Class: 2 SAFETY INJECTION SYSTEM 2080
5. (a) Applicable Construction Code: B31.1 Edition: 1997 Addenda: N/A Code Case: N/A  
 Design Specification: 676258
- (b) Applicable Edition of Section XI Used for Repair/Replacement Activity: 2007 Edition 2008 Addenda  
 Code Case: N/A

## 6. Identification of Components Repaired or Replaced and Replacement Components

Name of Component	Name of Manufacturer	Manufacturer Serial No.	National Board No.	Other Identification	Year Built	Corrected, Removed, or Installed	ASME Code Stamp (Yes or No)
Valve	Anchor Darling	N/A	N/A	SI-880B	1971	Removed	N
Valve	Flowserve	BO273	N/A	SI-880B	2013	Installed	N
Pipe	Ebasco	N/A	N/A	6-SI-301R-31	1971	Removed	N
Pipe	DuBose National	N/A	N/A	6-SI-301R-31	2013	Installed	N

7. Description of Work: Replace valve and piping.
8. Test Conducted: Hydrostatic ☐ Pneumatic ☐ Nominal Operating Pressure ☒ Exempt ☐

Other VT-2 Pressure NOP psig Test Temp. NOT °F

13-039

9. Remarks: See WO 2085930 turnover package  
Applicable Manufacturer's Data Reports to be attached

**CERTIFICATE OF COMPLIANCE**

I certify that the statements made in the report are correct and this conforms to the requirements of the ASME Code, Section XI.

Type Code Symbol Stamp \_\_\_\_\_ N/A \_\_\_\_\_

Certificate of Authorization No. \_\_\_\_\_ N/A \_\_\_\_\_

Signed M. W. Ben ISI ENGINEER Date 10/15/2013  
Owner or Owner's Designee, Title

**CERTIFICATE OF INSERVICE INSPECTION**

I, the undersigned, holding a valid commission issued by the National Board of Boiler and Pressure Vessel Inspectors and the State or Province of South Carolina and employed by HSBCT of HARTFORD, CONNECTICUT have inspected the components described in this Owner's Report during the period 10/15/2013 to 10/15/2013 and state that to the best of my knowledge and belief, the Owner has performed examinations and taken corrective measures described in this Owner's Report in accordance with the requirements of the ASME Code, Section XI.

By signing this certificate neither the Inspector or his employer makes any warranty, expressed or implied, concerning the examinations and corrective measures described in this Owner's Report. Furthermore, neither the Inspector nor his employer shall be liable in any manner for any personal injury or property damage or a loss of any kind arising from or connected with this inspection.

M. Mostafa Elkouli  
Inspector's Signature

Commissions NB 13930 SC 264 ANII  
National Board, State, Province, and Endorsements

Date: 10/15/2013



## FORM NIS-2 OWNER'S REPORT FOR REPAIR/REPLACEMENT ACTIVITY

As Required by the Provisions of the ASME Code Section XI

1. Owner DUKE-ENERGY-PROGRESS, INC Date: 10/29/2013  
 Name  
526 S. Church Street, Charlotte, NC 28201 Address  
 Sheet: 1 of 2
2. Plant H.B.ROBINSON Unit: 2  
 Name  
3581 WEST Entrance RD: HARTSVILLE, SC 29550 Address  
 EC# N/A EE# N/A  
 WR# WO:2097318 13 CR# N/A  
 Repair Organization PO No./Job No./etc.
3. Work Performed by PROGRESS ENERGY CAROLINAS, INC Type Code Symbol Stamp: N/A  
 Name  
3581 WEST ENTRANCE RD: HARTSVILLE, SC 29550 Address  
 Authorization No.: N/A  
 Expiration Date: N/A
4. Identification of System: Class: 2 CHEMICAL AND VOLUME CONTROL SYSTEM 2050
5. (a) Applicable Construction Code: B31.1 Edition: 1957 Addenda: N/A Code Case: N/A  
 Design Specification: 83038-M-05-F
- (b) Applicable Edition of Section XI Used for Repair/Replacement Activity: 2007 Edition 2008 Addenda  
 Code Case: N/A

## 6. Identification of Components Repaired or Replaced and Replacement Components

Name of Component	Name of Manufacturer	Manufacturer Serial No.	National Board No	Other Identification	Year Built	Corrected, Removed, or Installed	ASME Code Stamp (Yes or No)
CH-18-RG02	Ebasco	N/A	N/A	CH-18A	1971	Removed	N
CH-18-RG02	Maintenance	N/A	N/A	CH-18A	2013	Installed	N

7. Description of Work: Removed and reinstalled support CH-18-RG02
8. Test Conducted: Hydrostatic ☒ Pneumatic ☐ Nominal Operating Pressure ☐ Exempt ☐
- Other ☒ VT-3 Pressure N/A psig Test Temp. N/A °F

13-040

9. Remarks: See WO 2097318 13 turnover package  
Applicable Manufacturer's Data Reports to be attached

CERTIFICATE OF COMPLIANCE		
I certify that the statements made in the report are correct and this conforms to the requirements of the ASME Code, Section XI.		
Type Code Symbol Stamp	N/A	
Certificate of Authorization No.	N/A	
Signed <u>[Signature]</u>	ISI ENGINEER	Date <u>10/29/2013</u>
Owner or Owner's Designee, Title		

CERTIFICATE OF INSERVICE INSPECTION	
<p>I, the undersigned, holding a valid commission issued by the National Board of Boiler and Pressure Vessel Inspectors and the State or Province of <u>South Carolina</u> and employed by <u>HSBCT of HARTFORD, CONNECTICUT</u> have inspected the components described in this Owner's Report during the period <u>10/6/2013 to 10/29/2013</u> and state that to the best of my knowledge and belief, the Owner has performed examinations and taken corrective measures described in this Owner's Report in accordance with the requirements of the ASME Code, Section XI.</p> <p>By signing this certificate neither the inspector or his employer makes any warranty, expressed or implied, concerning the examinations and corrective measures described in this Owner's Report. Furthermore, neither the inspector nor his employer shall be liable in any manner for any personal injury or property damage or a loss of any kind arising from or connected with this inspection.</p>	
<u>[Signature]</u> Inspector's Signature	Commissions <u>NB 13930 SC 264 ANII</u> National Board, State, Province, and Endorsements
Date: <u>10/29/2013</u>	

13-040

## FORM NIS-2 OWNER'S REPORT FOR REPAIR/REPLACEMENT ACTIVITY

As Required by the Provisions of the ASME Code Section XI

1. Owner DUKE-ENERGY-PROGRESS, INC Date: 10/29/2013  
 Name  
526 S. Church Street, Charlotte, NC 28201  
 Address
2. Plant H.B. ROBINSON Unit: 2  
 Name  
3581 WEST Entrance RD: HARTSVILLE, SC 29550  
 Address
- EC# N/A EE N/A  
 WRWO: 13301615 01 CR N/A  
 Repair Organization PO No./Job No./etc.
3. Work Performed by PROGRESS ENERGY CAROLINAS, INC Type Code Symbol Stamp: N/A  
 Name  
3581 WEST ENTRANCE RD: HARTSVILLE, SC 29550  
 Address  
 Authorization No.: N/A  
 Expiration Date: N/A
4. Identification of System: Class:2 CHEMICAL AND VOLUME CONTROL SYSTEM 2060
5. (a) Applicable Construction Code: B31.1 Edition: 1967 Addenda: N/A Code Case: N/A  
 Design Specification: 728-012-10
- (b) Applicable Edition of Section XI Used for Repair/Replacement Activity: 2007 Edition 2008 Addenda  
 Code Case: N/A

## 6. Identification of Components Repaired or Replaced and Replacement Components

Name of Component	Name of Manufacturer	Manufacturer Serial No.	National Board No.	Other Identification	Year Built	Corrected, Removed, or Installed	ASME Code Stamp (Yes or No)
FE-110	Rosemount	N/A	N/A	Flow Element	1971	Removed	N
FE-110	Rosemount	1484820	N/A	Flow Element	2013	Installed	N

7. Description of Work: Replaced flow element
8. Test Conducted: Hydrostatic ☐ Pneumatic ☐ Nominal Operating Pressure ☒ Exempt ☐  
 Other ☒ Pressure ☒ Test Temp. ☒ °F

13-041

9. Remarks: See 13301615 turnover package.  
Applicable Manufacturer's Data Reports to be attached

### CERTIFICATE OF COMPLIANCE

I certify that the statements made in the report are correct and this conforms to the requirements of the ASME Code, Section XI.

Type Code Symbol Stamp \_\_\_\_\_ N/A \_\_\_\_\_

Certificate of Authorization No. \_\_\_\_\_ N/A \_\_\_\_\_

Signed Sam H. Ce \_\_\_\_\_ Date 10/29/2013

Owner or Owner's Designee, Title

### CERTIFICATE OF INSERVICE INSPECTION

I, the undersigned, holding a valid commission issued by the National Board of Boiler and Pressure Vessel Inspectors and the State or Province of South Carolina and employed by HSBCT of HARTFORD, CONNECTICUT have inspected the components described in this Owner's Report during the period 10/11/2013 to 10/29/2013 and state that to the best of my knowledge and belief, the Owner has performed examinations and taken corrective measures described in this Owner's Report in accordance with the requirements of the ASME Code, Section XI.

By signing this certificate neither the Inspector or his employer makes any warranty, expressed or implied, concerning the examinations and corrective measures described in this Owner's Report. Furthermore, neither the Inspector nor his employer shall be liable in any manner for any personal injury or property damage or a loss of any kind arising from or connected with this inspection.

AMOSTAFI ENKOWI  
Inspector's Signature

Commissions NB 13930 SC 264 ANII  
National Board, State, Province, and Endorsements

Date: 10/29/2013

## FORM NIS-2 OWNER'S REPORT FOR REPAIR/REPLACEMENT ACTIVITY

As Required by the Provisions of the ASME Code Section XI

1. Owner DUKE-ENERGY-PROGRESS, INC. Date: 11/25/2013  
 Name  
526 S. Church Street, Charlotte, NC 28201  
 Address
2. Plant H.B.ROBINSON Unit 2  
 Name  
3581 WEST Entrance RD, HARTSVILLE, SC 29550  
 Address  
 EC# N/A EE N/A  
WRNVD-2258592-01 CR N/A  
 Repair Organization PO No./Job No./etc.
3. Work Performed by PROGRESS ENERGY CAROLINAS, INC. Type Code Symbol Stamp: N/A  
 Name  
3581 WEST ENTRANCE RD, HARTSVILLE, SC 29550  
 Address  
 Authorization No.: N/A  
 Expiration Date: N/A
4. Identification of System: Class: 1 CHEMICAL AND VOLUME CONTROL SYSTEM 2060
5. (a) Applicable Construction Code: B 31.1 Edition: 1967 Addenda N/A Code Case N/A  
 Design Specification: HBR2-11058
- (b) Applicable Edition of Section XI Used for Repair/Replacement Activity: 2007 Edition 2008 Addenda  
 Code Case: N/A

## 6. Identification of Components Repaired or Replaced and Replacement Components

Name of Component	Name of Manufacturer	Manufacturer Serial No.	National Board No.	Other Identification	Year Built	Corrected, Removed, or Installed	ASME Code Stamp (Yes or No)
Bonnet Studs	Westinghouse	N/A	N/A	CVC-312A	1993	Removed	N
Bonnet Studs	Mackson	N/A	N/A	CVC-312A	2013	Installed	N
Bonnet Nuts	Westinghouse	N/A	N/A	CVC-312A	1993	Removed	N
Bonnet Nuts	Mackson	N/A	N/A	CVC-312A	2013	Installed	N

7. Description of Work: Replaced Body to Bonnet Bolting
8. Test Conducted: Hydrostatic ☐ Pneumatic ☐ Nominal Operating Pressure ☐ Exempt ☐

Other VT-1 Pressure N/A psig Test Temp. N/A °F

13-042

9. Remarks: See WR 2258592 (turnover package)  
Applicable Manufacturer's Data Reports to be attached

### CERTIFICATE OF COMPLIANCE

I certify that the statements made in the report are correct and this conforms to the requirements of the ASME Code, Section XI

Type Code Symbol Stamp \_\_\_\_\_ N/A \_\_\_\_\_

Certificate of Authorization No. \_\_\_\_\_ N/A \_\_\_\_\_

Signed M. W. Blum ISI ENGINEER Date 10/29/2013  
Owner or Owner's Designee, Title

### CERTIFICATE OF INSERVICE INSPECTION

I, the undersigned, holding a valid commission issued by the National Board of Boiler and Pressure Vessel Inspectors and the State or Province of South Carolina and employed by HSBCT of HARTFORD, CONNECTICUT have inspected the components described in this Owner's Report during the period 7/25/2013 to 10/29/2013 and state that to the best of my knowledge and belief, the Owner has performed examinations and taken corrective measures described in this Owner's Report in accordance with the requirements of the ASME Code, Section XI.

By signing this certificate neither the Inspector or his employer makes any warranty, expressed or implied, concerning the examinations and corrective measures described in this Owner's Report. Furthermore, neither the Inspector nor his employer shall be liable in any manner for any personal injury or property damage or a loss of any kind arising from or connected with this inspection.

AMOSTAFA ELKOUH  
Inspector's Signature

Commissions NB 13930 SC 264 ANII  
National Board, State, Province, and Endorsements

Date: 10/29/2013

## FORM NIS-2 OWNER'S REPORT FOR REPAIR/REPLACEMENT ACTIVITY

As Required by the Provisions of the ASME Code Section XI

1. Owner DUKE-ENERGY-PROGRESS, INC Date: 10/30/2013  
 Name  
526 S. Church Street, Charlotte, NC 28201  
 Address
2. Plant H.B.ROBINSON Sheet: 1 of 2  
 Name  
3581 WEST Entrance RD, HARTSVILLE, SC 29550  
 Address  
 EC#: N/A EE: N/A  
 WR/WO: 2038715 01 CR: N/A  
 Repair Organization PO No./Job No./etc.
3. Work Performed by PROGRESS ENERGY CAROLINAS, INC Type Code Symbol Stamp: N/A  
 Name  
3581 WEST ENTRANCE RD, HARTSVILLE, SC 29550  
 Address  
 Authorization No.: N/A  
 Expiration Date: N/A
4. Identification of System: Class:2 WASTE DISPOSAL SYSTEM 7060
5. (a) Applicable Construction Code: B 31.1 Edition: 1967 Addenda: N/A Code Case: N/A  
 Design Specification: 5379-04786
- (b) Applicable Edition of Section XI Used for Repair/Replacement Activity: 2007 Edition 2008 Addenda  
 Code Case: N/A


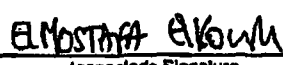
## 6. Identification of Components Repaired or Replaced and Replacement Components

Name of Component	Name of Manufacturer	Manufacturer Serial No.	National Board No.	Other Identification	Year Built	Corrected, Removed, or Installed	ASME Code Stamp (Yes or No)
Bonnet Studs	Grinnell	N/A	N/A	WD-1787	1971	Removed	N
Bonnet Studs	Nova	N/A	N/A	WD-1787	2013	Installed	N

7. Description of Work: Replaced bonnet studs
8. Test Conducted: Hydrostatic ☐ Pneumatic ☐ Nominal Operating Pressure ☐ Exempt ☒
- Other ☐ Pressure N/A psig Test Temp. N/A °F

13-043

9. Remarks: See WO 2038715 01 turnover package  
Applicable Manufacturer's Data Reports to be attached

CERTIFICATE OF COMPLIANCE		
I certify that the statements made in the report are correct and this conforms to the requirements of the ASME Code, Section XI.		
Type Code Symbol Stamp _____	N/A	
Certificate of Authorization No. _____	N/A	
Signed <u></u>	ISI ENGINEER	Date <u>10/29/2013</u>
Owner or Owner's Designee, Title		
CERTIFICATE OF INSERVICE INSPECTION		
<p>I, the undersigned, holding a valid commission issued by the National Board of Boiler and Pressure Vessel Inspectors and the State or Province of <u>South Carolina</u> and employed by <u>HSBCT</u> of <u>HARTFORD, CONNECTICUT</u> have inspected the components described in this Owner's Report during the period <u>10/29/2013</u> to <u>10/29/2013</u> and state that to the best of my knowledge and belief, the Owner has performed examinations and taken corrective measures described in this Owner's Report in accordance with the requirements of the ASME Code, Section XI.</p> <p>By signing this certificate neither the Inspector or his employer makes any warranty, expressed or implied, concerning the examinations and corrective measures described in this Owner's Report. Furthermore, neither the Inspector nor his employer shall be liable in any manner for any personal injury or property damage or a loss of any kind arising from or connected with this inspection.</p>		
<u></u> Inspector's Signature	Commissions <u>NB 13930 SC 264 ANII</u> National Board, State, Province, and Endorsements	
Date: <u>10/29/2013</u>		



## FORM NIS-2 OWNER'S REPORT FOR REPAIR/REPLACEMENT ACTIVITY

As Required by the Provisions of the ASME Code Section XI

1. Owner DUKE-ENERGY-PROGRESS, INC Date: 10/30/2013  
 Name  
526 S. Church Street, Charlotte, NC 28201  
 Address
2. Plant H.B.ROBINSON Unit: 2  
 Name  
3581 WEST Entrance RD, HARTSVILLE, SC 29550  
 Address  
 EC#:N/A EE:N/A  
 WR/VO:2063276 05 CR:N/A  
 Repair Organization PO No./Job No./etc.
3. Work Performed by PROGRESS ENERGY CAROLINAS, INC Type Code Symbol Stamp: N/A  
 Name  
3581 WEST ENTRANCE RD, HARTSVILLE, SC 29550  
 Address  
 Authorization No.: N/A  
 Expiration Date: N/A
4. Identification of System: Class: REACTOR COOLANT SYSTEM 2005
5. (a) Applicable Construction Code: B31.1 Edition: 1967 Addenda: N/A Code Case: N/A  
 Design Specification: CPL-XXXX-M-001
- (b) Applicable Edition of Section XI Used for Repair/Replacement Activity: 2007 Edition 2008 Addenda  
 Code Case: N/A

## 6. Identification of Components Repaired or Replaced and Replacement Components

Name of Component	Name of Manufacturer	Manufacturer Serial No.	National Board No.	Other Identification	Year Built	Corrected, Removed, or Installed	ASME Code Stamp (Yes or No)
Studs	Maintenance	N/A	N/A	RC-94	2001	Removed	N
Studs	Mackson	N/A	N/A	RC-94	2013	Installed	N
Nuts	Maintenance	N/A	N/A	RC-94	2001	Removed	N
Nuts	Mackson	N/A	N/A	RC-94	2013	Installed	N

7. Description of Work: Replaced bolting
8. Test Conducted: Hydrostatic ☐ Pneumatic ☐ Nominal Operating Pressure ☐ Exempt ☐
- Other VT-1 Pressure N/A psig Test Temp. N/A °F

13-044

9. Remarks: See WO 2063276 turnover package  
Applicable Manufacturer's Data Reports to be attached

### CERTIFICATE OF COMPLIANCE

I certify that the statements made in the report are correct and this conforms to the requirements of the ASME Code, Section XI.

Type Code Symbol Stamp \_\_\_\_\_ N/A \_\_\_\_\_

Certificate of Authorization No. \_\_\_\_\_ N/A \_\_\_\_\_

Signed -1 John L. Oliver ISI ENGINEER Date 10/30/2013  
Owner or Owner's Designee, Title

### CERTIFICATE OF INSERVICE INSPECTION

I, the undersigned, holding a valid commission issued by the National Board of Boiler and Pressure Vessel Inspectors and the State or Province of South Carolina and employed by HSBCT of HARTFORD, CONNECTICUT have inspected the components described in this Owner's Report during the period 10/14/2013 to 10/30/2013 and state that to the best of my knowledge and belief, the Owner has performed examinations and taken corrective measures described in this Owner's Report in accordance with the requirements of the ASME Code, Section XI.

By signing this certificate neither the Inspector or his employer makes any warranty, expressed or implied, concerning the examinations and corrective measures described in this Owner's Report. Furthermore, neither the Inspector nor his employer shall be liable in any manner for any personal injury or property damage or a loss of any kind arising from or connected with this inspection.

ELMOSTAFA ELKOUR  
Inspector's Signature

Commissions NB 13930 SC 264 ANII  
National Board, State, Province, and Endorsements

Date: 10/30/2013

## FORM NIS-2 OWNER'S REPORT FOR REPAIR/REPLACEMENT ACTIVITY

As Required by the Provisions of the ASME Code Section XI

1. Owner DUKE-ENERGY-PROGRESS, INC. Date: 1/9/2014  
 Name  
526 S. Church Street, Charlotte, NC 28201 Sheet: 1 of 2  
 Address
2. Plant H.B. ROBINSON Unit: 2  
 Name  
3581 WEST Entrance RD, HARTSVILLE, SC 29550 EC# N/A EE# N/A  
 Address WR/WO: 2083273 01 CR: 635231  
 Repair Organization PO No./Job No., etc.
3. Work Performed by PROGRESS ENERGY CAROLINAS, INC. Type Code Symbol Stamp: N/A  
 Name  
3581 WEST ENTRANCE RD, HARTSVILLE, SC 29550 Authorization No.: N/A  
 Address Expiration Date: N/A
4. Identification of System: Class: 2 CHEMICAL AND VOLUME CONTROL SYSTEM 206D
5. (a) Applicable Construction Code: B31.1 Edition: 1967 Addenda: N/A Code Case: N/A  
 Design Specification: 729-458-27
- (b) Applicable Edition of Section XI Used for Repair/Replacement Activity: 2007 Edition 2008 Addenda  
 Code Case: N/A

## 6. Identification of Components Repaired or Replaced and Replacement Components



Name of Component	Name of Manufacturer	Manufacturer Serial No.	National Board No.	Other Identification	Year Built	Corrected, Removed, or Installed	ASME Code Stamp (Yes or No)
Relief Valve	Crosby	N68374-00-0001	N/A	CVC-203B	2012	Removed	N
Relief Valve	Crosby	N68374-00-0003	N/A	CVC-203B	2013	Installed	N

7. Description of Work: Replaced valve with rotated spare. Replaced valve failed functional test.
8. Test Conducted: Hydrostatic ☐ Pneumatic ☐ Nominal Operating Pressure ☒ Exempt ☐

Other ☐ Pressure ☐ Test Temp. ☐ °F

13-045

9. Remarks: See WO 2063273 turnover package  
Applicable Manufacturer's Data Reports to be attached

CERTIFICATE OF COMPLIANCE		
I certify that the statements made in the report are correct and this conforms to the requirements of the ASME Code, Section XI.		
Type Code Symbol Stamp _____	N/A	
Certificate of Authorization No. _____	N/A	
Signed <u></u>	ISI ENGINEER	Date <u>1/9/2014</u>
Owner or Owner's Designee, Title		
CERTIFICATE OF INSERVICE INSPECTION		
<p>I, the undersigned, holding a valid commission issued by the National Board of Boiler and Pressure Vessel Inspectors and the State or Province of <u>South Carolina</u> and employed by <u>HSBCT</u> of <u>HARTFORD, CONNECTICUT</u> have inspected the components described in this Owner's Report during the period <u>10/30/2013</u> to <u>1/9/2014</u> and state that to the best of my knowledge and belief, the Owner has performed examinations and taken corrective measures described in this Owner's Report in accordance with the requirements of the ASME Code, Section XI.</p> <p>By signing this certificate neither the Inspector or his employer makes any warranty, expressed or implied, concerning the examinations and corrective measures described in this Owner's Report. Furthermore, neither the Inspector nor his employer shall be liable in any manner for any personal injury or property damage or a loss of any kind arising from or connected with this inspection.</p>		
<u></u> Inspector's Signature	Commissions <u>NB 13930 SC 264 ANII</u> National Board, State, Province, and Endorsements	
Date: <u>1/9/2014</u>		

## FORM NIS-2 OWNER'S REPORT FOR REPAIR/REPLACEMENT ACTIVITY

As Required by the Provisions of the ASME Code Section XI

1. Owner DUKE-ENERGY-PROGRESS, INC Date: 10/31/2013  
Name  
526 S. Church Street, Charlotte, NC 28201  
Address
2. Plant H.B. ROBINSON Sheet: 1 of 2  
Name  
3581 WEST Entrance RD, HARTSVILLE, SC 29550  
Address
- EC# N/A EE# 89664  
WR/WO# 2097316 CR# N/A  
Repair Organization PO No./Job No./etc.
3. Work Performed by PROGRESS ENERGY CAROLINAS, INC Type Code Symbol Stamp: N/A  
Name  
3581 WEST ENTRANCE RD, HARTSVILLE, SC 29550  
Address  
Authorization No.: N/A  
Expiration Date: N/A
4. Identification of System: Class: 2 CHEMICAL AND VOLUME CONTROL SYSTEM 2060
5. (a) Applicable Construction Code: B31.1 Edition: 1967 Addenda: N/A Code Case: N/A  
Design Specification: G-876B44
- (b) Applicable Edition of Section XI Used for Repair/Replacement Activity: 2007 Edition 2008 Addenda  
Code Case: N/A

6. Identification of Components Repaired or Replaced and Replacement Components

Name of Component	Name of Manufacturer	Manufacturer Serial No.	National Board No.	Other Identification	Year Built	Corrected, Removed, or Installed	ASME Code Stamp (Yes or No)
Control Valve	Copès Vulcan	N/A	N/A	CVC-200B	1971	Removed	N
Control Valve	SPX Valves & Controls	10000028058 97	N/A	CVC-200B	2013	Installed	N

7. Description of Work: Replace valve
8. Test Conducted: Hydrostatic ☐ Pneumatic ☐ Nominal Operating Pressure ☒ Exempt ☐
- Other ☒ VT-2 Pressure ☐ NOP psig Test Temp ☐ NOT °F

13-046

9. Remarks: See WO 2097318 lumover package  
Applicable Manufacturer's Data Reports to be attached

CERTIFICATE OF COMPLIANCE		
I certify that the statements made in the report are correct and this conforms to the requirements of the ASME Code, Section XI.		
Type Code Symbol Stamp	<u>N/A</u>	
Certificate of Authorization No	<u>N/A</u>	
Signed <u><i>M. W. Allen</i></u>	ISENGINEER	Date <u>10/31/2013</u>
Owner or Owner's Designee, Title		
CERTIFICATE OF INSERVICE INSPECTION		
<p>I, the undersigned, holding a valid commission issued by the National Board of Boiler and Pressure Vessel Inspectors and the State or Province of <u>South Carolina</u> and employed by <u>HSBCT</u> of <u>HARTFORD, CONNECTICUT</u> have inspected the components described in this Owner's Report during the period <u>7/9/2013</u> to <u>10/31/2013</u> and state that to the best of my knowledge and belief, the Owner has performed examinations and taken corrective measures described in this Owner's Report in accordance with the requirements of the ASME Code, Section XI.</p> <p>By signing this certificate neither the Inspector or his employer makes any warranty, expressed or implied, concerning the examinations and corrective measures described in this Owner's Report. Furthermore, neither the Inspector nor his employer shall be liable in any manner for any personal injury or property damage or a loss of any kind arising from or connected with this inspection.</p>		
<u><i>Elhossaina Elkouli</i></u> Inspector's Signature	Commissions <u>NB 13930 SC 264 ANII</u> National Board, State, Province, and Endorsements	
Date: <u>10/31/2013</u>		

## FORM NIS-2 OWNER'S REPORT FOR REPAIR/REPLACEMENT ACTIVITY

As Required by the Provisions of the ASME Code Section XI

1. Owner DUKE-ENERGY-PROGRESS, INC Date: 10/31/2013  
Name  
526 S. Church Street, Charlotte, NC 28201  
Address
2. Plant H.B.ROBINSON Unit: 2  
Name  
3581 WEST ENTRANCE RD, HARTSVILLE, SC 29550  
Address  
EC# N/A EE-89664  
WR/MO 2097314 CR N/A  
Repair Organization PO No., Job No., etc.
3. Work Performed by PROGRESS ENERGY CAROLINAS, INC Type Code Symbol Stamp N/A  
Name  
3581 WEST ENTRANCE RD, HARTSVILLE, SC 29550  
Address  
Authorization No.: N/A  
Expiration Date: N/A
4. Identification of System: Class 2 CHEMICAL AND VOLUME CONTROL SYSTEM 2060
5. (a) Applicable Construction Code: B31.1 Edition: 1967 Addenda N/A Code Case N/A  
Design Specification: G-678844
- (b) Applicable Edition of Section XI Used for Repair/Replacement Activity: 2007 Edition 2008 Addenda  
Code Case: N/A

## 6. Identification of Components Repaired or Replaced and Replacement Components

Name of Component	Name of Manufacturer	Manufacturer Serial No.	National Board No.	Other Identification	Year Built	Corrected, Removed, or Installed	ASME Code Stamp (Yes or No)
Valve	Copes Vulcan	N/A	N/A	CVC-200C	1971	Removed	N
Control Valve	SPX Valves & Controls	10000028058 96	N/A	CVC-200C	2013	Installed	N

7. Description of Work: Replace valve
8. Test Conducted: Hydrostatic ☐ Pneumatic ☐ Nominal Operating Pressure ☒ Exempt ☐  
Other ☐ Pressure ☐ psig Test Temp. ☐ °F

13-047

9. Remarks: See WO 2097314 turnover package  
Applicable Manufacturer's Data Reports to be attached

CERTIFICATE OF COMPLIANCE		
I certify that the statements made in the report are correct and this conforms to the requirements of the ASME Code, Section XI.		
Type Code Symbol Stamp _____	N/A	
Certificate of Authorization No. _____	N/A	
Signed <u><i>M. A. Brown</i></u>	IS ENGINEER	Date <u>10/31/2013</u>
Owner or Owner's Designee, Title		

CERTIFICATE OF INSERVICE INSPECTION	
<p>I, the undersigned, holding a valid commission issued by the National Board of Boiler and Pressure Vessel Inspectors and the State or Province of <u>South Carolina</u> and employed by <u>HSBCT</u> of <u>HARTFORD, CONNECTICUT</u> have inspected the components described in this Owner's Report during the period <u>7/9/2013</u> to <u>10/31/2013</u> and state that to the best of my knowledge and belief, the Owner has performed examinations and taken corrective measures described in this Owner's Report in accordance with the requirements of the ASME Code, Section XI.</p> <p>By signing this certificate neither the Inspector or his employer makes any warranty, expressed or implied, concerning the examinations and corrective measures described in this Owner's Report. Furthermore, neither the Inspector nor his employer shall be liable in any manner for any personal injury or property damage or a loss of any kind arising from or connected with this inspection.</p>	
<u><i>GHOSHANA EKOLAM</i></u> Inspector's Signature	Commissions <u>NB 13930 SC 284 ANII</u> National Board, State, Province, and Endorsements
Date: <u>10/31/2013</u>	

13-047



## FORM NIS-2 OWNER'S REPORT FOR REPAIR/REPLACEMENT ACTIVITY

As Required by the Provisions of the ASME Code Section XI

1. Owner DUKE-ENERGY-PROGRESS, INC. Date 11/1/2013  
 Name  
528 S. Church Street, Charlotte, NC 28201 Sheet 1 of 2  
 Address
2. Plant H.B. ROBINSON Unit 2  
 Name  
3581 WEST ENTRANCE RD: HARTSVILLE, SC 29550 ECR: N/A EE: N/A  
 Address WR/NO: 2031489.06 CR: N/A  
 Repair Organization PO No./Job No./etc.
3. Work Performed by PROGRESS ENERGY CAROLINAS, INC. Type Code Symbol Stamp: N/A  
 Name Authorization No.: N/A  
3581 WEST ENTRANCE RD: HARTSVILLE, SC 29550 Expiration Date: N/A  
 Address
4. Identification of System: Class 3 FEED WATER SYSTEM 3050
5. (a) Applicable Construction Code: 631.1 Edition: 1987 Addenda: N/A Code Case: N/A  
 Design Specification: CPL-HBR2-M-048
- (b) Applicable Edition of Section XI Used for Repair/Replacement Activity: 2007 Edition 2008 Addenda  
 Code Case: N/A

## 6. Identification of Components Repaired or Replaced and Replacement Components

Name of Component	Name of Manufacturer	Manufacturer Serial No.	National Board No.	Other Identification	Year Built	Corrected, Removed, or Installed	ASME Code Stamp (Yes or No)
16" X 4" branch connection assembly	Ebasco	N/A	N/A	4 FW-33/16-FW-10	1971	Removed	N
16" X 4" branch connection assembly	Maintenance	N/A	N/A	4 FW-33/16-FW-10	2013	Installed	N

7. Description of Work: Replace AFW branch connection with prefabricated fitting (16"x 4")
8. Test Conducted: Hydrostatic ☐ Pneumatic ☐ Nominal Operating Pressure ☒ Exempt ☐

Other ☐ Pressure ☐ Test Temp. ☐ °F

13-048

9. Remarks: See 2031489 08 Limover package  
Applicable Manufacturer's Data Reports to be attached

### CERTIFICATE OF COMPLIANCE

I certify that the statements made in the report are correct and this conforms to the requirements of the ASME Code, Section XI.

Type Code Symbol Stamp \_\_\_\_\_ N/A

Certificate of Authorization No. \_\_\_\_\_ N/A

Signed M. W. Blum \_\_\_\_\_ IS ENGINEER Date 11/1/2013

Owner or Owner's Designee, Title

### CERTIFICATE OF INSERVICE INSPECTION

I, the undersigned, holding a valid commission issued by the National Board of Boiler and Pressure Vessel Inspectors and the State or Province of South Carolina and employed by HSBCT of HARTFORD, CONNECTICUT have inspected the components described in this Owner's Report during the period 7/12/2013 to 11/1/2013 and state that to the best of my knowledge and belief, the Owner has performed examinations and taken corrective measures described in this Owner's Report in accordance with the requirements of the ASME Code, Section XI.

By signing this certificate neither the Inspector or his employer makes any warranty, expressed or implied, concerning the examinations and corrective measures described in this Owner's Report. Furthermore, neither the Inspector nor his employer shall be liable in any manner for any personal injury or property damage or a loss of any kind arising from or connected with this inspection.

El Mostafa Ayadi  
Inspector's Signature

Commissions \_\_\_\_\_ NB 13930 SC 264 ANII  
National Board, State, Province, and Endorsements

Date: 11/1/2013

## FORM NIS-2 OWNER'S REPORT FOR REPAIR/REPLACEMENT ACTIVITY

As Required by the Provisions of the ASME Code Section XI

1. Owner DUKE-ENERGY-PROGRESS, INC. Date: 11/1/2013  
 Name  
526 S. Church Street, Charlotte, NC 28201 Sheet: 1 of 2  
 Address
2. Plant H.B.ROBINSON Unit: 2  
 Name  
3581 WEST Entrance RD, HARTSVILLE, SC 29550 EC# N/A EE N/A  
 Address WRA/NO: 2031489 11 CR: N/A  
 Repair Organization PO No./Job No., etc.
3. Work Performed by PROGRESS ENERGY CAROLINAS, INC. Type Code Symbol Stamp: N/A  
 Name  
3581 WEST ENTRANCE RD, HARTSVILLE, SC 29550 Authorization No.: N/A  
 Address Expiration Date: N/A
4. Identification of System: Class:3 FEED WATER SYSTEM 3050
5. (a) Applicable Construction Code: B31.1 Edition: 1997 Addenda: N/A Code Case: N/A  
 Design Specification: CPL-HBR2-M-048
- (b) Applicable Edition of Section XI Used for Repair/Replacement Activity: 2007 Edition 2008 Addenda  
 Code Case: N/A

## 6. Identification of Components Repaired or Replaced and Replacement Components

Name of Component	Name of Manufacturer	Manufacturer Serial No.	National Board No.	Other Identification	Year Built	Corrected, Removed, or Installed	ASME Code Stamp (Yes or No)
18" X 4" branch connection assembly	Ebasco	N/A	N/A	4 FW-34/16-FW-11	1971	Removed	N
18" X 4" branch connection assembly	Maintenance	N/A	N/A	4 FW-34/16-FW-11	2013	Installed	N

7. Description of Work: Replace AFW branch connection with prefabricated fitting (18"x 4")8. Test Conducted: Hydrostatic ☐ Pneumatic ☐ Nominal Operating Pressure ☒ Exempt (-)Other ☒ MT-2 Pressure ☒ NOP psig Test Temp. ☒ °F

13-049

9. Remarks: See 2031489 11 removal package  
Applicable Manufacturer's Data Reports to be attached

CERTIFICATE OF COMPLIANCE		
I certify that the statements made in the report are correct and this conforms to the requirements of the ASME Code, Section XI.		
Type Code Symbol Stamp _____	N/A	
Certificate of Authorization No. _____	N/A	
Signed <u><i>M. Wilson</i></u>	ISI ENGINEER	Date <u>11/1/2013</u>
Owner or Owner's Designee, Title		

CERTIFICATE OF INSERVICE INSPECTION	
I, the undersigned, holding a valid commission issued by the National Board of Boiler and Pressure Vessel Inspectors and the State or Province of <u>South Carolina</u> and employed by <u>HSBCT</u> of <u>HARTFORD, CONNECTICUT</u> have inspected the components described in this Owner's Report during the period <u>7/12/2013</u> to <u>11/1/2013</u> and state that to the best of my knowledge and belief, the Owner has performed examinations and taken corrective measures described in this Owner's Report in accordance with the requirements of the ASME Code, Section XI.	
By signing this certificate neither the Inspector or his employer makes any warranty, expressed or implied, concerning the examinations and corrective measures described in this Owner's Report. Furthermore, neither the Inspector nor his employer shall be liable in any manner for any personal injury or property damage or a loss of any kind arising from or connected with this inspection.	
<u><i>ALMOSTAFA EKOLU</i></u> Inspector's Signature	Commissions <u>NB 13930 SC 264 ANII</u> National Board, State, Province, and Endorsements
Date: <u>11/1/2013</u>	

13-049

## FORM NIS-2 OWNER'S REPORT FOR REPAIR/REPLACEMENT ACTIVITY

As Required by the Provisions of the ASME Code Section XI

1. Owner DUKE-ENERGY-PROGRESS, INC Date: 11/2/2013  
 Name  
526 S. Church Street, Charlotte, NC 28201  
 Address
2. Plant H.B.ROBINSON Unit: 2  
 Name  
3581 WEST Entrance RD, HARTSVILLE, SC 29550  
 Address  
 EC# N/A EE N/A  
 WR/VO 2068053 01 CR N/A  
 Repair Organization PO No./Job No., etc.
3. Work Performed by PROGRESS ENERGY CAROLINAS, INC Type Code Symbol Stamp: N/A  
 Name  
3581 WEST ENTRANCE RD, HARTSVILLE, SC 29550  
 Address  
 Authorization No.: N/A  
 Expiration Date: N/A
4. Identification of System: Class 3 SERVICE WATER SYSTEM 4060
5. (a) Applicable Construction Code: B31.1 Edition: 1967 Addenda: N/A Code Case: N/A  
 Design Specification: CPL-XXXX-M-001
- (b) Applicable Edition of Section XI Used for Repair/Replacement Activity: 2007 Edition 2008 Addenda  
 Code Case: N/A

## 6. Identification of Components Repaired or Replaced and Replacement Components

Name of Component	Name of Manufacturer	Manufacturer Serial No	National Board No.	Other Identification	Year Built	Corrected, Removed, or Installed	ASME Code Stamp (Yes or No)
Threaded Rod	Zurn	N/A	N/A	S6-1A	1971	Removed	N
Threaded Rod	Nova	N/A	N/A	S6-1A	2013	Installed	N
Nuts	Zurn	N/A	N/A	S6-1A	1971	Removed	N
Nuts	Nova	N/A	N/A	S6-1A	2013	Installed	N

7. Description of Work: Replaced bolting. Work performed in conjunction with WO 1127879 108. Test Conducted: Hydrostatic ☐ Pneumatic ☐ Nominal Operating Pressure ☐ Exempt ☒Other N/A Pressure N/A psig Test Temp. N/A °F

13-050

9. Remarks: See WO 2066053 01 and 11127879 10 turnover packages.  
Applicable Manufacturer's Data Reports to be attached

### CERTIFICATE OF COMPLIANCE

I certify that the statements made in the report are correct and this conforms to the requirements of the ASME Code, Section XI

Type Code Symbol Stamp \_\_\_\_\_ N/A \_\_\_\_\_

Certificate of Authorization No. \_\_\_\_\_ N/A \_\_\_\_\_

Signed [Signature] ISI ENGINEER Date 11/1/2013

Owner or Owner's Designee, Title

### CERTIFICATE OF INSERVICE INSPECTION

I, the undersigned, holding a valid commission issued by the National Board of Boiler and Pressure Vessel Inspectors and the State or Province of South Carolina and employed by HSBCT of HARTFORD, CONNECTICUT have inspected the components described in this Owner's Report during the period 11/1/2013 to 11/1/2013 and state that to the best of my knowledge and belief, the Owner has performed examinations and taken corrective measures described in this Owner's Report in accordance with the requirements of the ASME Code, Section XI.

By signing this certificate neither the Inspector or his employer makes any warranty, expressed or implied, concerning the examinations and corrective measures described in this Owner's Report. Furthermore, neither the Inspector nor his employer shall be liable in any manner for any personal injury or property damage or a loss of any kind arising from or connected with this inspection.

BYSTFA EYKOWI  
Inspector's Signature

Commissions NB 13930 SC 264 ANII  
National Board, State, Province, and Endorsements

Date 11/1/2013

## FORM NIS-2 OWNER'S REPORT FOR REPAIR/REPLACEMENT ACTIVITY

As Required by the Provisions of the ASME Code Section XI

1. Owner DUKE-ENERGY-PROGRESS, INC Date: 11/1/2013  
 Name  
526 S. Church Street, Charlotte, NC 28201  
 Address
2. Plant H B ROBINSON Unit 2  
 Name  
3581 WEST Entrance RD, HARTSVILLE, SC 29550  
 Address  
 EC#: N/A EE: N/A  
 VWR/VO: 2031489 26 CR: N/A  
 Repair Organization PO No./Job No., etc.
3. Work Performed by PROGRESS ENERGY CAROLINAS, INC Type Code Symbol Stamp N/A  
 Name  
3581 WEST ENTRANCE RD, HARTSVILLE, SC 29550  
 Address  
 Authorization No.: N/A  
 Expiration Date: N/A
4. Identification of System: Class 3 FEED WATER SYSTEM 3050
5. (a) Applicable Construction Code: B31.1 Edition: 1967 Addenda: N/A Code Case: N/A  
 Design Specification: CPL-HBR2-C-011
- (b) Applicable Edition of Section XI Used for Repair/Replacement Activity: 2007 Edition 2008 Addenda  
 Code Case: N/A

## 6 Identification of Components Repaired or Replaced and Replacement Components

Name of Component	Name of Manufacturer	Manufacturer Serial No	National Board No	Other Identification	Year Built	Corrected, Removed, or Installed	ASME Code Stamp (Yes or No)
Restraint	Ebasco	N/A	N/A	FW-6B-50	1971	Removed	N
Restraint	Maintenance	N/A	N/A	FW-6B-50	2013	Installed	N

7. Description of Work: Remove and replace pipe support
8. Test Conducted: Hydrostatic ☐ Pneumatic ☐ Nominal Operating Pressure ☐ Exempt ☐

Other ☒ VT-3 Pressure N/A psig Test Temp. N/A °F

13-051

9. Remarks: See 2031489 26 turnover package  
Applicable Manufacturer's Data Reports to be attached

### CERTIFICATE OF COMPLIANCE

I certify that the statements made in the report are correct and this conforms to the requirements of the ASME Code, Section XI.

Type Code Symbol Stamp \_\_\_\_\_ N/A

Certificate of Authorization No. \_\_\_\_\_ N/A

Signed [Signature] ISI ENGINEER Date 11/1/2013

Owner or Owner's Designee, Title

### CERTIFICATE OF INSERVICE INSPECTION

I, the undersigned, holding a valid commission issued by the National Board of Boiler and Pressure Vessel Inspectors and the State or Province of South Carolina and employed by HSBCT of HARTFORD, CONNECTICUT have inspected the components described in this Owner's Report during the period 10/23/2013 to 11/1/2013 and state that to the best of my knowledge and belief, the Owner has performed examinations and taken corrective measures described in this Owner's Report in accordance with the requirements of the ASME Code, Section XI.

By signing this certificate neither the Inspector or his employer makes any warranty, expressed or implied, concerning the examinations and corrective measures described in this Owner's Report. Furthermore, neither the Inspector nor his employer shall be liable in any manner for any personal injury or property damage or a loss of any kind arising from or connected with this inspection.

A MOSTAFA ELKOWI  
Inspector's Signature

Commissions NB 13930 SC 264 ANII  
National Board, State, Province, and Endorsements

Date: 11/1/2013



## FORM NIS-2 OWNER'S REPORT FOR REPAIR/REPLACEMENT ACTIVITY

As Required by the Provisions of the ASME Code Section XI

1. Owner DUKE-ENERGY-PROGRESS, INC. Date: 11/19/2013  
 Name  
525 S. Church Street, Charlotte, NC 28201 Sheet: 1 of 2  
 Address
2. Plant H.B. ROBINSON Unit: 2  
 Name  
3581 WEST ENTRANCE RD, HARTSVILLE, SC 29550 EC#: N/A EE: 89664  
 Address WR/RO: 2097318 CR: N/A  
 Repair Organization PO No./Job No./etc.
3. Work Performed by PROGRESS ENERGY CAROLINAS, INC. Type Code Symbol Stamp: N/A  
 Name  
3581 WEST ENTRANCE RD, HARTSVILLE, SC 29550 Authorization No.: N/A  
 Address Expiration Date: N/A
4. Identification of System: Class: 2 CHEMICAL AND VOLUME CONTROL SYSTEM 2060
5. (a) Applicable Construction Code: B31.1 Edition: 1987 Addenda: N/A Code Case: N/A  
 Design Specification: G-678844
- (b) Applicable Edition of Section XI Used for Repair/Replacement Activity: 2007 Edition 2008 Addenda  
 Code Case: N/A

## 6. Identification of Components Repaired or Replaced and Replacement Components

Name of Component	Name of Manufacturer	Manufacturer Serial No.	National Board No.	Other Identification	Year Built	Corrected, Removed, or Installed	ASME Code Stamp (Yes or No)
Valve	Copes Vulcan	N/A	N/A	CVC-200A	1971	Removed	N
Valve	Copes Vulcan	N/A	N/A	CVC-200A	2013	Installed	N

7. Description of Work: Replace valve
8. Test Conducted: Hydrostatic ☐ Pneumatic ☐ Nominal Operating Pressure ☐ Exempt ☐

Other VT-2 Pressure NOP psig Test Temp. NOT °F

13-052

9. Remarks: See WO 2097316 turnover package  
Applicable Manufacturer's Data Reports to be attached

CERTIFICATE OF COMPLIANCE		
I certify that the statements made in the report are correct and this conforms to the requirements of the ASME Code, Section XI.		
Type Code Symbol Stamp	N/A	
Certificate of Authorization No.	N/A	
Signed <u><i>[Signature]</i></u>	IS ENGINEER	Date <u>11/19/2013</u>
Owner or Owner's Designee, Title		

CERTIFICATE OF INSERVICE INSPECTION	
<p>I, the undersigned, holding a valid commission issued by the National Board of Boiler and Pressure Vessel Inspectors and the State or Province of <u>South Carolina</u> and employed by <u>HSBCT</u> of <u>HARTFORD, CONNECTICUT</u> have inspected the components described in this Owner's Report during the period <u>7/9/2013</u> to <u>11/19/2013</u> and state that to the best of my knowledge and belief, the Owner has performed examinations and taken corrective measures described in this Owner's Report in accordance with the requirements of the ASME Code, Section XI.</p> <p>By signing this certificate neither the Inspector or his employer makes any warranty, expressed or implied, concerning the examinations and corrective measures described in this Owner's Report. Furthermore, neither the Inspector nor his employer shall be liable in any manner for any personal injury or property damage or a loss of any kind arising from or connected with this inspection.</p>	
<u><i>[Signature]</i></u> Inspector's Signature	Commissions <u>NB 13930 SC 284 ANII</u> National Board, State, Province, and Endorsements
Date: <u>11/19/2013</u>	

13-052

## FORM NIS-2 OWNER'S REPORT FOR REPAIR/REPLACEMENT ACTIVITY

As Required by the Provisions of the ASME Code Section XI

1. Owner DUKE ENERGY PROGRESS, INC. Date: 12/4/2013  
 Name  
526 S. Church Street, Charlotte, NC 28201  
 Address
2. Plant H.B. ROBINSON Unit: 2  
 Name  
3581 WEST Entrance RD, HARTSVILLE, SC 29550  
 Address  
EC# 88104 EE N/A  
WRWO: 2133886 CR N/A  
 Repair Organization PO No./Job No./etc.
3. Work Performed by PROGRESS ENERGY CAROLINAS, INC. Type Code Symbol Stamp: N/A  
 Name  
3581 WEST ENTRANCE RD, HARTSVILLE, SC 29550  
 Address  
 Authorization No.: N/A  
 Expiration Date: N/A
4. Identification of System: Class: 1 RPV 1005
5. (a) Applicable Construction Code: ASME Sec. III Edition: 1985 Addenda: N/A Code Case: N/A  
 Design Specification
- (b) Applicable Edition of Section XI Used for Repair/Replacement Activity: 2007 Edition 2008 Addenda  
 Code Case: N-307-3

## 6. Identification of Components Repaired or Replaced and Replacement Components

Name of Component	Name of Manufacturer	Manufacturer Serial No.	National Board No.	Other Identification	Year Built	Corrected, Removed, or Installed	ASME Code Stamp (Yes or No)
RPV Washers/Nuts	Nova	N/A	N/A	RPV Washers/Nuts	1971	Removed	N
RPV Hydra Washers/Nuts	Nova	N/A	N/A	RPV Hydra Washers/Nuts	2013	Installed	N

7. Description of Work: Replaced RPV Washers/Nuts with Hydranuts
8. Test Conducted: Hydrostatic ☐ Pneumatic ☐ Nominal Operating Pressure ☐ Exempt ☐

Other ☒ VT-1 Pressure N/A psig Test Temp. N/A °F

13-093

9. Remarks: See 2133885 turnover package  
Applicable Manufacturer's Data Reports to be attached

CERTIFICATE OF COMPLIANCE		
I certify that the statements made in the report are correct and this conforms to the requirements of the ASME Code, Section XI.		
Type Code Symbol Stamp	N/A	
Certificate of Authorization No.	N/A	
Signed <u>M. W. Allen</u>	ISI ENGINEER	Date <u>11/19/2013</u>
Owner or Owner's Designee, Title		

CERTIFICATE OF INSERVICE INSPECTION	
<p>I, the undersigned, holding a valid commission issued by the National Board of Boiler and Pressure Vessel Inspectors and the State or Province of <u>South Carolina</u> and employed by <u>HSBCT</u> of <u>HARTFORD, CONNECTICUT</u> have inspected the components described in this Owner's Report during the period <u>6/13/2013</u> to <u>11/19/2013</u> and state that to the best of my knowledge and belief, the Owner has performed examinations and taken corrective measures described in this Owner's Report in accordance with the requirements of the ASME Code, Section XI.</p> <p>By signing this certificate neither the Inspector or his employer makes any warranty, expressed or implied, concerning the examinations and corrective measures described in this Owner's Report. Furthermore, neither the Inspector nor his employer shall be liable in any manner for any personal injury or property damage or a loss of any kind arising from or connected with this inspection.</p>	
<u>M. Mostafa El-Kouli</u> Inspector's Signature	Commissions <u>NB 13930 SC 264 ANII</u> National Board, State, Province, and Endorsements
Date: <u>11/19/2013</u>	

13-053

## FORM NIS-2 OWNER'S REPORT FOR REPAIR/REPLACEMENT ACTIVITY

As Required by the Provisions of the ASME Code Section XI

1. Owner DUKE-ENERGY-PROGRESS, INC Date: 12/5/2013  
 Name  
526 S. Church Street, Charlotte, NC 28201 Sheet: 1 of 2  
 Address
2. Plant H.B.ROBINSON Unit: 2  
 Name  
3581 WEST Entrance RD, HARTSVILLE, SC 29550 EC: N/A EE: N/A  
 Address WR/RO: 2049172 CR: N/A  
 Repair Organization PO No./Job No, etc.
3. Work Performed by PROGRESS ENERGY CAROLINAS, INC Type Code Symbol Stamp: N/A  
 Name  
3581 WEST ENTRANCE RD, HARTSVILLE, SC 29550 Authorization No.: N/A  
 Address Expiration Date: N/A
4. Identification of System: Class 2 RESIDUAL HEAT REMOVAL SYSTEM 2045
5. (a) Applicable Construction Code: B 31.1 Edition: 1987 Addenda: N/A Code Case: N/A  
 Design Specification: N/A
- (b) Applicable Edition of Section XI Used for Repair/Replacement Activity: 2007 Edition 2008 Addenda  
 Code Case: N/A

## 6. Identification of Components Repaired or Replaced and Replacement Components

Name of Component	Name of Manufacturer	Manufacturer Serial No.	National Board No.	Other Identification	Year Built	Corrected, Removed, or Installed	ASME Code Stamp (Yes or No)
Snubber	Anvil International	30079	N/A	Snubber # 18	1971	Removed	N
Snubber	Anvil International	38744	N/A	Snubber # 18	2013	Installed	N

7. Description of Work: Replaced snubber with new snubber from stores
8. Test Conducted: Hydrostatic ☐ Pneumatic ☐ Nominal Operating Pressure ☐ Exempt ☐

Other VT-3 Pressure N/A psig Test Temp. N/A °F

13-054

9. Remarks: See WO 2049172 turnover package.  
Applicable Manufacturer's Data Reports to be attached

CERTIFICATE OF COMPLIANCE		
I certify that the statements made in the report are correct and this conforms to the requirements of the ASME Code, Section XI.		
Type Code Symbol Stamp _____	N/A	
Certificate of Authorization No. _____	N/A	
Signed <u>M. W. B. B.</u>	IS ENGINEER	Date <u>11/19/2013</u>
Owner or Owner's Designee, Title		
CERTIFICATE OF INSERVICE INSPECTION		
<p>I, the undersigned, holding a valid commission issued by the National Board of Boiler and Pressure Vessel Inspectors and the State or Province of <u>South Carolina</u> and employed by <u>HSBCT</u> of <u>HARTFORD, CONNECTICUT</u> have inspected the components described in this Owner's Report during the period <u>10/24/2013</u> to <u>11/19/2013</u> and state that to the best of my knowledge and belief, the Owner has performed examinations and taken corrective measures described in this Owner's Report in accordance with the requirements of the ASME Code, Section XI.</p> <p>By signing this certificate neither the Inspector or his employer makes any warranty, expressed or implied, concerning the examinations and corrective measures described in this Owner's Report. Furthermore, neither the Inspector nor his employer shall be liable in any manner for any personal injury or property damage or a loss of any kind arising from or connected with this inspection.</p>		
<u>AMOSTAFI B. Kouli</u> Inspector's Signature	Commissions <u>NB 13930 SC 264 ANII</u> National Board, State, Province, and Endorsements	
Date: <u>11/19/2013</u>		

13-054

## FORM NIS-2 OWNER'S REPORT FOR REPAIR/REPLACEMENT ACTIVITY

As Required by the Provisions of the ASME Code Section XI

1. Owner DUKE-ENERGY-PROGRESS, INC Date: 11/19/2013  
 Name  
526 S. Church Street, Charlotte, NC 28201  
 Address
2. Plant H.B. ROBINSON Unit: 2  
 Name  
3581 WEST Entrance RD, HARTSVILLE, SC 29550  
 Address  
EC# 82502 EE: N/A  
WR/VO 01902298 CR: N/A  
 Repair Organization PO No, Job No, etc.
3. Work Performed by PROGRESS ENERGY CAROLINAS, INC Type Code Symbol Stamp: N/A  
 Name  
3581 WEST ENTRANCE RD, HARTSVILLE, SC 29550  
 Address  
 Authorization No.: N/A  
 Expiration Date: N/A
4. Identification of System: Class: 3 SERVICE WATER SYSTEM 4060
5. (a) Applicable Construction Code: B31.1 Edition: 1967 Addenda: N/A Code Case: N/A  
 Design Specification: CPL-HBR2-M-048
- (b) Applicable Edition of Section XI Used for Repair/Replacement Activity: 2007 Edition 2008 Addenda  
 Code Case: N/A

## 6. Identification of Components Repaired or Replaced and Replacement Components

Name of Component	Name of Manufacturer	Manufacturer Serial No.	National Board No.	Other Identification	Year Built	Corrected, Removed, or Installed	ASME Code Stamp (Yes or No)
Backwash Piping	Maintenance	N/A	N/A	3-CW-178	1971	Removed	N
Blowoff Piping	Maintenance	N/A	N/A	3-CW-179	1971	Removed	N
Backwash Piping	Maintenance	N/A	N/A	3-CW-178	2013	Installed	N
Blowoff Piping	Maintenance	N/A	N/A	3-CW-179	2013	Installed	N

7. Description of Work: Replace Pipe and associated fittings including valves
8. Test Conducted: Hydrostatic ☐ Pneumatic ☐ Nominal Operating Pressure ☒ Exempt ☐

Other VT-2 Pressure NOP psig Test Temp. NOT °F

13-055

9. Remarks: See WO 1902298 turnover package  
Applicable Manufacturer's Data Reports to be attached

### CERTIFICATE OF COMPLIANCE

I certify that the statements made in the report are correct and this conforms to the requirements of the ASME Code, Section XI.

Type Code Symbol Stamp \_\_\_\_\_ N/A \_\_\_\_\_

Certificate of Authorization No. \_\_\_\_\_ N/A \_\_\_\_\_

Signed *M. W. Allen* ISI ENGINEER Date 11/19/2013  
Owner or Owner's Designee, Title

### CERTIFICATE OF INSERVICE INSPECTION

I, the undersigned, holding a valid commission issued by the National Board of Boiler and Pressure Vessel Inspectors and the State or Province of South Carolina and employed by HSBCT of HARTFORD, CONNECTICUT have inspected the components described in this Owner's Report during the period 3/16/2013 to 11/19/2013 and state that to the best of my knowledge and belief, the Owner has performed examinations and taken corrective measures described in this Owner's Report in accordance with the requirements of the ASME Code, Section XI.

By signing this certificate neither the Inspector or his employer makes any warranty, expressed or implied, concerning the examinations and corrective measures described in this Owner's Report. Furthermore, neither the Inspector nor his employer shall be liable in any manner for any personal injury or property damage or a loss of any kind arising from or connected with this inspection.

*Al-Mostafa El-Kouh*  
Inspector's Signature

Commissions NB 13930 SC 264 ANII  
National Board, State, Province, and Endorsements

Date: 11/19/2013



## FORM NIS-2 OWNER'S REPORT FOR REPAIR/REPLACEMENT ACTIVITY

As Required by the Provisions of the ASME Code Section XI

1. Owner DUKE-ENERGY-PROGRESS, INC. Date: 12/3/2013  
 Name  
526 S. Church Street, Charlotte, NC 28201  
 Address
2. Plant H.B. ROBINSON Unit: 2  
 Name  
3581 WEST ENTRANCE RD, HARTSVILLE, SC 29550  
 Address  
 EC# N/A EE N/A  
 WRAWO 2284368 CR N/A  
 Repair Organization PO No, Job No, etc.
3. Work Performed by PROGRESS ENERGY CAROLINAS, INC. Type Code Symbol Stamp: N/A  
 Name  
3581 WEST ENTRANCE RD, HARTSVILLE, SC 29550  
 Address  
 Authorization No.: N/A  
 Expiration Date: N/A
4. Identification of System: Class 2 COMPONENT COOLING WATER 4060
5. (a) Applicable Construction Code: B 31.1 Edition: 1967 Addenda: N/A Code Case: N/A  
 Design Specification: N/A
- (b) Applicable Edition of Section XI Used for Repair/Replacement Activity: 2007 Edition 2008 Addenda  
 Code Case: N/A

## 6. Identification of Components Repaired or Replaced and Replacement Components

Name of Component	Name of Manufacturer	Manufacturer Serial No.	National Board No.	Other Identification	Year Built	Corrected, Removed, or Installed	ASME Code Stamp (Yes or No)
Valve Internals	Anchor/Darling	N/A	N/A	CC-716B	1971	Removed	N
Valve Internals	Anchor/Darling	N/A	N/A	CC-716B	2013	Installed	N

7. Description of Work: Replaced valve Internals and reinstalled.
8. Test Conducted: Hydrostatic ☐ Pneumatic ☐ Nominal Operating Pressure ☐ Exempt ☐
- Other [N/A] Pressure [N/A] psig Test Temp. [N/A] °F

13-056

9. Remarks: See WD 2294388 turnover package.  
Applicable Manufacturer's Data Reports to be attached

### CERTIFICATE OF COMPLIANCE

I certify that the statements made in the report are correct and this conforms to the requirements of the ASME Code, Section XI.

Type Code Symbol Stamp N/A

Certificate of Authorization No. N/A

Signed M. W. Ben ISI ENGINEER Date 11/20/2013  
Owner or Owner's Designee, Title

### CERTIFICATE OF INSERVICE INSPECTION

I, the undersigned, holding a valid commission issued by the National Board of Boiler and Pressure Vessel Inspectors and the State or Province of South Carolina and employed by HSBGT of HARTFORD, CONNECTICUT have inspected the components described in this Owner's Report during the period 10/8/2013 to 11/20/2013 and state that to the best of my knowledge and belief, the Owner has performed examinations and taken corrective measures described in this Owner's Report in accordance with the requirements of the ASME Code, Section XI.

By signing this certificate neither the Inspector or his employer makes any warranty, expressed or implied, concerning the examinations and corrective measures described in this Owner's Report. Furthermore, neither the Inspector nor his employer shall be liable in any manner for any personal injury or property damage or a loss of any kind arising from or connected with this inspection.

B. HOSAINA EKOWU  
Inspector's Signature

Commissions NB 13930 SC 284 ANII  
National Board, State, Province, and Endorsements

Date: 11/20/2013

## FORM NIS-2 OWNER'S REPORT FOR REPAIR/REPLACEMENT ACTIVITY

As Required by the Provisions of the ASME Code Section XI

1. Owner DUKE-ENERGY-PROGRESS, INC. Date: 11/25/2013  
 Name  
528 S. Church Street, Charlotte, NC 28201 Sheet: 1 of 2  
 Address
2. Plant H.B. ROBINSON Unit: 2  
 Name  
3581 WEST Entrance RD, HARTSVILLE, SC 29550 EC# 79124 EE N/A  
 Address WRWO 2121916-14 CR N/A  
 Repair Organization PO No./Job No., etc.
3. Work Performed by PROGRESS ENERGY CAROLINAS, INC. Type Code Symbol Stamp: N/A  
 Name  
3581 WEST ENTRANCE RD, HARTSVILLE, SC 29550 Authorization No.: N/A  
 Address Expiration Date: N/A
4. Identification of System: Class: 3 COMPONENT COOLING WATER SYSTEM 4080
5. (a) Applicable Construction Code: B31.1 Edition: 1967 Addenda: N/A Code Case: N/A  
 Design Specification: N/A
- (b) Applicable Edition of Section XI Used for Repair/Replacement Activity: 2007 Edition 2008 Addenda  
 Code Case: N/A

## 6. Identification of Components Repaired or Replaced and Replacement Components

Name of Component	Name of Manufacturer	Manufacturer Serial No.	National Board No.	Other Identification	Year Built	Corrected, Removed, or Installed	ASME Code Stamp (Yes or No)
Flow meter	ABB	N/A	N/A	FIC-658	2012	Removed	N
Flow Meter	ABB	N/A	N/A	FIC-658	2013	Installed	N

7. Description of Work: Replace flow meter.
8. Test Conducted: Hydrostatic ☐ Pneumatic ☐ Nominal Operating Pressure ☐ Exempt ☐

Other [VT-2] Pressure [NOP] psig Test Temp. [NOT] °F

13-057

9. Remarks: See WO 2121916 turnover package  
Applicable Manufacturer's Data Reports to be attached

### CERTIFICATE OF COMPLIANCE

I certify that the statements made in the report are correct and this conforms to the requirements of the ASME Code, Section XI.

Type Code Symbol Stamp N/A

Certificate of Authorization No. N/A

Signed M W Blevins ISI ENGINEER Date 11/25/2013

Owner or Owner's Designee, Title

### CERTIFICATE OF INSERVICE INSPECTION

I, the undersigned, holding a valid commission issued by the National Board of Boiler and Pressure Vessel Inspectors and the State or Province of South Carolina and employed by HSBCT of HARTFORD, CONNECTICUT have inspected the components described in this Owner's Report during the period 3/15/2013 to 11/25/2013 and state that to the best of my knowledge and belief, the Owner has performed examinations and taken corrective measures described in this Owner's Report in accordance with the requirements of the ASME Code, Section XI.

By signing this certificate neither the inspector or his employer makes any warranty, expressed or implied, concerning the examinations and corrective measures described in this Owner's Report. Furthermore, neither the inspector nor his employer shall be liable in any manner for any personal injury or property damage or a loss of any kind arising from or connected with this inspection.

E. Hostafa  
Inspector's Signature

Commissions NB 13930 SC 284 ANII  
National Board, State, Province, and Endorsements

Date: 11/25/2013

## FORM NIS-2 OWNER'S REPORT FOR REPAIR/REPLACEMENT ACTIVITY

As Required by the Provisions of the ASME Code Section XI

1. Owner DUKE-ENERGY-PROGRESS, INC. Date: 12/10/2013  
Name  
528 S. Church Street, Charlotte, NC 28201 Sheet: 1 of 2  
Address
2. Plant H.B. ROBINSON Unit: 2  
Name  
3581 WEST Entrance RD, HARTSVILLE, SC 29550 EC: N/A EE: N/A  
Address WRAWO: 2104385 CR: N/A  
Repair Organization PO No./Job No./etc.
3. Work Performed by PROGRESS ENERGY CAROLINAS, INC. Type Code Symbol Stamp: N/A  
Name Authorization No.: N/A  
3581 WEST ENTRANCE RD, HARTSVILLE, SC 29550 Expiration Date: N/A  
Address
4. Identification of System: Class: 3 CHEMICAL AND VOLUME CONTROL SYSTEM 2060
5. (a) Applicable Construction Code: B31.1 Edition: 1967 Addenda: N/A Code Case: N/A  
Design Specification: 576281
- (b) Applicable Edition of Section XI Used for Repair/Replacement Activity: 2007 Edition 2008 Addenda  
Code Case: N/A

6. Identification of Components Repaired or Replaced and Replacement Components

Name of Component	Name of Manufacturer	Manufacturer Serial No.	National Board No.	Other Identification	Year Built	Corrected, Removed, or Installed	ASME Code Stamp (Yes or No)
Bonnet	ITT	N/A	N/A	CVC-336	1971	Removed	N
Bonnet	ITT	N/A	N/A	CVC-336	2013	Installed	N

7. Description of Work: Replace bonnet assembly
8. Test Conducted: Hydrostatic ☐ Pneumatic ☐ Nominal Operating Pressure ☒ Exempt ☐
- Other ☒ Pressure ☒ Test Temp. ☒ °F

13-058

9. Remarks: See WO 2104385 turnover package  
Applicable Manufacturer's Data Reports to be attached

### CERTIFICATE OF COMPLIANCE

I certify that the statements made in the report are correct and this conforms to the requirements of the ASME Code, Section XI.

Type Code Symbol Stamp \_\_\_\_\_ N/A

Certificate of Authorization No. \_\_\_\_\_ N/A

Signed M. W. Blum ISI ENGINEER Date 11/21/2013  
Owner or Owner's Designee, Title

### CERTIFICATE OF INSERVICE INSPECTION

I, the undersigned, holding a valid commission issued by the National Board of Boiler and Pressure Vessel Inspectors and the State or Province of South Carolina and employed by HSBCT of HARTFORD, CONNECTICUT have inspected the components described in this Owner's Report during the period 10/17/2012 to 11/21/2013 and state that to the best of my knowledge and belief, the Owner has performed examinations and taken corrective measures described in this Owner's Report in accordance with the requirements of the ASME Code, Section XI.

By signing this certificate neither the Inspector or his employer makes any warranty, expressed or implied, concerning the examinations and corrective measures described in this Owner's Report. Furthermore, neither the Inspector nor his employer shall be liable in any manner for any personal injury or property damage or a loss of any kind arising from or connected with this inspection.

AMOSTA EKOLU  
Inspector's Signature

Commissions NB 13930 SC 264 ANII  
National Board, State, Province, and Endorsements

Date 11/21/2013

## FORM NIS-2 OWNER'S REPORT FOR REPAIR/REPLACEMENT ACTIVITY

As Required by the Provisions of the ASME Code Section XI

1. Owner DUKE-ENERGY-PROGRESS, INC. Date: 12/3/2013  
 Name  
526 S. Church Street, Charlotte, NC 28201  
 Address
2. Plant H.B.ROBINSON Sheet: 1 of 2  
 Name  
3581 WEST Entrance RD, HARTSVILLE, SC 29550  
 Address
- EC# N/A EE N/A  
 WR/RO: 558984 CR: N/A  
 Repair Organization PO No./Job No., etc.
3. Work Performed by PROGRESS ENERGY CAROLINAS, INC. Type Code Symbol Stamp: N/A  
 Name  
3581 WEST ENTRANCE RD, HARTSVILLE, SC 29550  
 Address  
 Authorization No.: N/A  
 Expiration Date: N/A
4. Identification of System: Class: 2 MAIN STEAM SYSTEM 3020
5. (a) Applicable Construction Code: B.31.1 Edition: 1987 Addenda: N/A Code Case: N/A  
 Design Specification:
- (b) Applicable Edition of Section XI Used for Repair/Replacement Activity: 2007 Edition 2008 Addenda  
 Code Case: N/A

## 6. Identification of Components Repaired or Replaced and Replacement Components

Name of Component	Name of Manufacturer	Manufacturer Serial No.	National Board No.	Other Identification	Year Built	Corrected, Removed, or Installed	ASME Code Stamp (Yes or No)
Valve Internals	Tura Machine Corp	N/A	N/A	MS-V1-3C	1971	Removed	N
Valve Internals	Tura Machine Corp	N/A	N/A	MS-V1-3C	2013	Installed	N

7. Description of Work: Rebuilt valve internals.
8. Test Conducted: Hydrostatic ☐ Pneumatic ☐ Nominal Operating Pressure ☒ Exempt ☐
- Other ☐ Pressure N/A psig Test Temp. N/A °F

13-059

9. Remarks: See WO 558984 turnover package  
Applicable Manufacturer's Data Reports to be attached

CERTIFICATE OF COMPLIANCE		
I certify that the statements made in the report are correct and this conforms to the requirements of the ASME Code, Section XI.		
Type Code Symbol Stamp	N/A	
Certificate of Authorization No.	N/A	
Signed <u>M. W. Allen</u>	ISI ENGINEER	Date <u>11/25/2013</u>
Owner or Owner's Designee, Title		
CERTIFICATE OF INSERVICE INSPECTION		
<p>I, the undersigned, holding a valid commission issued by the National Board of Boiler and Pressure Vessel Inspectors and the State or Province of <u>South Carolina</u> and employed by <u>HSBCT</u> of <u>HARTFORD, CONNECTICUT</u> have inspected the components described in this Owner's Report during the period <u>10/19/2013</u> to <u>11/25/2013</u> and state that to the best of my knowledge and belief, the Owner has performed examinations and taken corrective measures described in this Owner's Report in accordance with the requirements of the ASME Code, Section XI.</p> <p>By signing this certificate neither the inspector or his employer makes any warranty, expressed or implied, concerning the examinations and corrective measures described in this Owner's Report. Furthermore, neither the inspector nor his employer shall be liable in any manner for any personal injury or property damage or a loss of any kind arising from or connected with this inspection.</p>		
<u>ELMUSTAFA ELKOUH</u> Inspector's Signature	Commissions <u>NB 13930 SC 264 ANI</u> National Board, State, Province, and Endorsements	
Date: <u>11/25/2013</u>		



## FORM NIS-2 OWNER'S REPORT FOR REPAIR/REPLACEMENT ACTIVITY

As Required by the Provisions of the ASME Code Section XI

1. Owner DUKE-ENERGY-PROGRESS, INC. Date 11/25/2013  
 Name  
526 S Church Street, Charlotte, NC 28201  
 Address
2. Plant H B ROBINSON Unit 2  
 Name  
3581 WEST Entrance RD, HARTSVILLE, SC 29550  
 Address  
 EC# N/A EE N/A  
 WR/WO 2291431 CR N/A  
 Repair Organization PO No./Job No., etc.
3. Work Performed by PROGRESS ENERGY CAROLINAS, INC. Type Code Symbol Stamp N/A  
 Name  
3581 WEST ENTRANCE RD, HARTSVILLE, SC 29550  
 Address  
 Authorization No. N/A  
 Expiration Date N/A
4. Identification of System Class 3 CHEMICAL AND VOLUME CONTROL SYSTEM 2060
5. (a) Applicable Construction Code B 31.1 Edition: 1967 Addenda N/A Code Case N/A  
 Design Specification: N/A
- (b) Applicable Edition of Section XI Used for Repair/Replacement Activity: 2007 Edition 2008 Addenda  
 Code Case: N/A

## 6. Identification of Components Repaired or Replaced and Replacement Components

Name of Component	Name of Manufacturer	Manufacturer Serial No	National Board No.	Other Identification	Year Built	Corrected, Removed, or Installed	ASME Code Stamp (Yes or No)
Shell Flange Nut (1)	Ebasco	N/A	N/A	EXCS-LTDN-HTX	2010	Removed	N
Shell Flange Nut (1)	Nova	N/A	N/A	EXCS-LTDN-HTX	2013	Installed	N

7. Description of Work: Shell flange nut (1) replaced.
8. Test Conducted: Hydrostatic ☐ Pneumatic ☐ Nominal Operating Pressure ☐ Exempt ☐

Other ☐ Pressure (N/A) psig Test Temp. (N/A) °F

13-060

9. Remarks See WO 2291431 turnover package  
Applicable Manufacturer's Data Reports to be attached

CERTIFICATE OF COMPLIANCE		
I certify that the statements made in the report are correct and this conforms to the requirements of the ASME Code, Section XI.		
Type Code Symbol Stamp	N/A	
Certificate of Authorization No.	N/A	
Signed <u>MWB</u>	ISI ENGINEER	Date <u>11/25/2013</u>
Owner or Owner's Designee, Title		
CERTIFICATE OF INSERVICE INSPECTION		
<p>I, the undersigned, holding a valid commission issued by the National Board of Boiler and Pressure Vessel Inspectors and the State or Province of <u>South Carolina</u> and employed by <u>HSBCT of HARTFORD, CONNECTICUT</u> have inspected the components described in this Owner's Report during the period <u>9/22/2013</u> to <u>11/25/2013</u> and state that to the best of my knowledge and belief, the Owner has performed examinations and taken corrective measures described in this Owner's Report in accordance with the requirements of the ASME Code, Section XI.</p> <p>By signing this certificate neither the Inspector or his employer makes any warranty, expressed or implied, concerning the examinations and corrective measures described in this Owner's Report. Furthermore, neither the Inspector nor his employer shall be liable in any manner for any personal injury or property damage or a loss of any kind arising from or connected with this inspection.</p>		
<u>Q. Mostafa El Koum</u> Inspector's Signature	Commissions <u>NB 13930 SC 264 ANII</u> National Board, State, Province, and Endorsements	
Date <u>11/25/2013</u>		

## FORM NIS-2 OWNER'S REPORT FOR REPAIR/REPLACEMENT ACTIVITY

As Required by the Provisions of the ASME Code Section XI

1. Owner DUKE ENERGY-PROGRESS, INC Date: 1/9/2014  
 Name  
526 S. Church Street, Charlotte, NC 28201  
 Address
2. Plant H.B. ROBINSON Unit: 2  
 Name  
3581 WEST Entrance RD, HARTSVILLE, SC 29550  
 Address  
 EC# N/A EE# N/A  
 WRAWO: 13307933 08 CR: N/A  
 Repair Organization PO No./Job No./etc.
3. Work Performed by PROGRESS ENERGY CAROLINAS, INC Type Code Symbol Stamp: N/A  
 Name  
3581 WEST ENTRANCE RD, HARTSVILLE, SC 29550  
 Address  
 Authorization No.: N/A  
 Expiration Date: N/A
4. Identification of System: Class: 3 SPENT FUEL POOL COOLING SYSTEM 7110
5. (a) Applicable Construction Code: B 31.1 Edition: 1967 Addenda: N/A Code Case: N/A  
 Design Specification: N/A
- (b) Applicable Edition of Section XI Used for Repair/Replacement Activity: 2007 Edition 2008 Addenda  
 Code Case: N/A

## 6. Identification of Components Repaired or Replaced and Replacement Components

Name of Component	Name of Manufacturer	Manufacturer Serial No.	National Board No.	Other Identification	Year Built	Corrected, Removed, or Installed	ASME Code Stamp (Yes or No)
Valve	Edward Valves	N/A	N/A	SFPC-805A	1971	Removed	N
Valve	Edwards Valve	78BHR	N/A	SFPC-805A	2013	Installed	N
Elbow	Ebasco	N/A	N/A	N/A	1971	Removed	N
Elbow	Maintenance	N/A	N/A	N/A	2013	Installed	N
Pipe	Ebasco	N/A	N/A	N/A	1971	Removed	N
Pipe	Maintenance	N/A	N/A	N/A	2013	Installed	N

7. Description of Work: Replace valve SFPC-805A with new valve and piping/elbows
8. Test Conducted: Hydrostatic ☐ Pneumatic ☐ Nominal Operating Pressure ☒ Exempt ☐

Other [VT-2] Pressure [NQP] psig Test Temp. [NOT] °F

13-061

9. Remarks: See WO 13307933-08 turnover package.  
Applicable Manufacturer's Data Reports to be attached

### CERTIFICATE OF COMPLIANCE

I certify that the statements made in the report are correct and this conforms to the requirements of the ASME Code, Section XI.

Type Code Symbol Stamp \_\_\_\_\_ N/A \_\_\_\_\_

Certificate of Authorization No. \_\_\_\_\_ N/A \_\_\_\_\_

Signed *McGlen* ISI ENGINEER Date 1/9/2014  
Owner or Owner's Designee, Title

### CERTIFICATE OF INSERVICE INSPECTION

I, the undersigned, holding a valid commission issued by the National Board of Boiler and Pressure Vessel Inspectors and the State or Province of South Carolina and employed by HSBCT of HARTFORD, CONNECTICUT have inspected the components described in this Owner's Report during the period 10/29/2013 to 1/9/2014 and state that to the best of my knowledge and belief, the Owner has performed examinations and taken corrective measures described in this Owner's Report in accordance with the requirements of the ASME Code, Section XI.

By signing this certificate neither the Inspector or his employer makes any warranty, expressed or implied, concerning the examinations and corrective measures described in this Owner's Report. Furthermore, neither the Inspector nor his employer shall be liable in any manner for any personal injury or property damage or a loss of any kind arising from or connected with this inspection

*ANOSTHA EYKOW* \_\_\_\_\_ Commissions NB 13930 SC 264 ANII  
Inspector's Signature National Board, State, Province, and Endorsements

Date: 1/9/2014

## FORM NIS-2 OWNER'S REPORT FOR REPAIR/REPLACEMENT ACTIVITY

As Required by the Provisions of the ASME Code Section XI

1. Owner DUKE-ENERGY-PROGRESS, INC. Date: 12/11/2013  
 Name  
526 S. Church Street, Charlotte, NC 28201 Sheet: 1 of 2  
 Address
2. Plant H.B.ROBINSON Unit: 2  
 Name  
3581 WEST Entrance RD, HARTSVILLE, SC 29550 EC# N/A EE N/A  
 Address WR/RO: 2098131 CR: N/A  
 Repair Organization PO No./Job No./etc.
3. Work Performed by PROGRESS ENERGY CAROLINAS, INC. Type Code Symbol Stamp: N/A  
 Name  
3581 WEST ENTRANCE RD, HARTSVILLE, SC 29550 Authorization No.: N/A  
 Address Expiration Date: N/A
4. Identification of System: Class: 1 REACTOR COOLANT SYSTEM 2005
5. (a) Applicable Construction Code: ASME III Edition: 1980 Addenda: W 1980 Code Case: N/A  
 Design Specification: N/A
- (b) Applicable Edition of Section XI Used for Repair/Replacement Activity: 2007 Edition 2008 Addenda  
 Code Case: N/A

## 6. Identification of Components Repaired or Replaced and Replacement Components

Name of Component	Name of Manufacturer	Manufacturer Serial No.	National Board No.	Other Identification	Year Built	Corrected, Removed, or Installed	ASME Code Stamp (Yes or No)
Row 1, Column 47	AREVA	0701	N/A	S/G-A Hot Leg	2013	Corrected	N
Row 1, Column 47	AREVA	0702	N/A	S/G A Cold Leg	2013	Corrected	N
Row 20, Column 35	AREVA	2299	N/A	S/G-A Hot Leg	2013	Corrected	N
Row 20, Column 35	AREVA	2300	N/A	S/G A Cold Leg	2013	Corrected	N

7. Description of Work: Plugged S/G "A" tubes at row 1 column 47 and row 20 column 35.
8. Test Conducted: Hydrostatic ☐ Pneumatic ☐ Nominal Operating Pressure ☐ Exempt ☐
- Other ☐ Pressure [N/A] psig Test Temp. [N/A] °F

13-062

9. Remarks: See WO 2098131 turnover package  
Applicable Manufacturer's Data Reports to be attached

### CERTIFICATE OF COMPLIANCE

I certify that the statements made in the report are correct and this conforms to the requirements of the ASME Code, Section XI.

Type Code Symbol Stamp \_\_\_\_\_ N/A \_\_\_\_\_

Certificate of Authorization No. \_\_\_\_\_ N/A \_\_\_\_\_

Signed *[Signature]* ISI ENGINEER Date 12/4/2013  
Owner or Owner's Designee, Title

### CERTIFICATE OF INSERVICE INSPECTION

I, the undersigned, holding a valid commission issued by the National Board of Boiler and Pressure Vessel Inspectors and the State or Province of South Carolina and employed by HSBCT of HARTFORD, CONNECTICUT have inspected the components described in this Owner's Report during the period 11/21/2013 to 12/4/2013 and state that to the best of my knowledge and belief, the Owner has performed examinations and taken corrective measures described in this Owner's Report in accordance with the requirements of the ASME Code, Section XI.

By signing this certificate neither the Inspector or his employer makes any warranty, expressed or implied, concerning the examinations and corrective measures described in this Owner's Report. Furthermore, neither the Inspector nor his employer shall be liable in any manner for any personal injury or property damage or a loss of any kind arising from or connected with this inspection.

*ELMOSTAFA ELKOLU*  
Inspector's Signature

Commissions NB 13930 SC 264 ANI  
National Board, State, Province, and Endorsements

Date: 12/4/2013

## FORM NIS-2 OWNER'S REPORT FOR REPAIR/REPLACEMENT ACTIVITY

As Required by the Provisions of the ASME Code Section XI

1. Owner DUKE-ENERGY-PROGRESS, INC Date: 12/11/2013  
 Name  
526 S. Church Street, Charlotte, NC 28201  
 Address
2. Plant H.B. ROBINSON Unit: 2  
 Name  
3581 WEST Entrance RD, HARTSVILLE, SC 29550  
 Address  
EC# N/A EE N/A  
WR/WD: 2098132 CR N/A  
 Repair Organization PO No./Job No./etc.
3. Work Performed by PROGRESS ENERGY CAROLINAS, INC Type Code Symbol Stamp: N/A  
 Name  
3581 WEST ENTRANCE RD, HARTSVILLE, SC 29550  
 Address  
 Authorization No.: N/A  
 Expiration Date: N/A
4. Identification of System: Class: 1 REACTOR COOLANT SYSTEM 2005
5. (a) Applicable Construction Code: ASME III Edition: 1980 Addenda: W 1980 Code Case: N/A  
 Design Specification: N/A
- (b) Applicable Edition of Section XI Used for Repair/Replacement Activity: 2007 Edition 2008 Addenda  
 Code Case: N/A

## 6. Identification of Components Repaired or Replaced and Replacement Components

Name of Component	Name of Manufacturer	Manufacturer Serial No.	National Board No.	Other Identification	Year Built	Corrected, Removed, or Installed	ASME Code Stamp (Yes or No)
Row 11, Column 70	AREVA	0704	N/A	S/G-B Cold Leg	2013	Corrected	N
Row 11, Column 70	AREVA	0703	N/A	S/G B Hot Leg	2013	Corrected	N
Row 25, Column 10	AREVA	0706	N/A	S/G-B Cold Leg	2013	Corrected	N
Row 25, Column 10	AREVA	0705	N/A	S/G B Hot Leg	2013	Corrected	N

7. Description of Work: Plugged S/G "B" tubes at row 11 column 70 and row 25 column 10.8. Test Conducted: Hydrostatic ☐ Pneumatic ☐ Nominal Operating Pressure ☐ Exempt ☐Other ☐ Pressure [N/A] psig Test Temp. [N/A] °F

13-063

9. Remarks: See WO 2098132 turnover package  
Applicable Manufacturer's Data Reports to be attached

### CERTIFICATE OF COMPLIANCE

I certify that the statements made in the report are correct and this conforms to the requirements of the ASME Code, Section XI

Type Code Symbol Stamp N/A

Certificate of Authorization No. N/A

Signed MWB ISI ENGINEER Date 12/4/2013

Owner or Owner's Designee, Title

### CERTIFICATE OF INSERVICE INSPECTION

I, the undersigned, holding a valid commission issued by the National Board of Boiler and Pressure Vessel Inspectors and the State or Province of South Carolina and employed by HSBCT of HARTFORD, CONNECTICUT have inspected the components described in this Owner's Report during the period 11/21/2013 to 12/4/2013 and state that to the best of my knowledge and belief, the Owner has performed examinations and taken corrective measures described in this Owner's Report in accordance with the requirements of the ASME Code, Section XI.

By signing this certificate neither the Inspector or his employer makes any warranty, expressed or implied, concerning the examinations and corrective measures described in this Owner's Report. Furthermore, neither the Inspector nor his employer shall be liable in any manner for any personal injury or property damage or a loss of any kind arising from or connected with this inspection.

AKOSTA EKOUM  
Inspector's Signature

Commissions NB 13930 SC 264 ANII  
National Board, State, Province, and Endorsements

Date: 12/4/2013



## FORM NIS-2 OWNER'S REPORT FOR REPAIR/REPLACEMENT ACTIVITY

As Required by the Provisions of the ASME Code Section XI

1. Owner DUKE ENERGY-PROGRESS, INC. Date 1/14/2014  
 Name  
526 S. Church St., Charlotte, NC 28201  
 Address
2. Plant H.B. ROBINSON Unit: 2  
 Name  
3581 WEST Entrance RD, HARTSVILLE, SC 29550  
 Address  
ECR: N/A EE: N/A  
WR/WO: 1800231 CR: N/A  
 Repair Organization PO No./Job No./etc.
3. Work Performed by PROGRESS ENERGY CAROLINAS, INC. Type Code Symbol Stamp: N/A  
 Name  
3581 WEST ENTRANCE RD, HARTSVILLE, SC 29550  
 Address  
 Authorization No.: N/A  
 Expiration Date: N/A
4. Identification of System: Class 3 SERVICE WATER SYSTEM 4060
5. (a) Applicable Construction Code: B 31.1 Edition: 1967 Addenda: N/A Code Case: N/A  
 Design Specification: N/A
- (b) Applicable Edition of Section XI Used for Repair/Replacement Activity: 2007 Edition 2008 Addenda  
 Code Case: N/A

## 6. Identification of Components Repaired or Replaced and Replacement Components

Name of Component	Name of Manufacturer	Manufacturer Serial No.	National Board No.	Other Identification	Year Built	Corrected, Removed, or Installed	ASME Code Stamp (Yes or No)
Check Valve	Crane	N/A	N/A	SW-545	2002	Removed	N
Check Valve	Crane	N/A	N/A	SW-545	2013	Installed	N

7. Description of Work: Replaced existing SW-545 with spare refurbished valve from stores8. Test Conducted: Hydrostatic ☐ Pneumatic ☐ Nominal Operating Pressure ☒ Exempt ☐Other ☒ VT-2 Pressure ☐ NOP psig Test Temp. ☐ NOT °F

13-054

9

Remarks: See WO 1800231 01 turnover package.

Applicable Manufacturer's Data Reports to be attached

## CERTIFICATE OF COMPLIANCE

I certify that the statements made in the report are correct and this conforms to the requirements of the ASME Code, Section XI.

Type Code Symbol Stamp N/ACertificate of Authorization No. N/ASigned *M. N. K. S.* ISI ENGINEER Date 1/14/2014  
Owner or Owner's Designee, Title

## CERTIFICATE OF INSERVICE INSPECTION

I, the undersigned, holding a valid commission issued by the National Board of Boiler and Pressure Vessel Inspectors and the State or Province of South Carolina and employed by HSBCT of HARTFORD, CONNECTICUT have inspected the components described in this Owner's Report during the period 7/13/2013 to 1/14/2014 and state that to the best of my knowledge and belief, the Owner has performed examinations and taken corrective measures described in this Owner's Report in accordance with the requirements of the ASME Code, Section XI.

By signing this certificate neither the Inspector or his employer makes any warranty, expressed or implied, concerning the examinations and corrective measures described in this Owner's Report. Furthermore, neither the Inspector nor his employer shall be liable in any manner for any personal injury or property damage or a loss of any kind arising from or connected with this inspection.

*BRISTOL EVANS*  
Inspector's Signature

Commissions NB 13930 SC 264 ANII  
National Board, State, Province, and Endorsements
Date 1/14/2014

## FORM NIS-2 OWNER'S REPORT FOR REPAIR/REPLACEMENT ACTIVITY

As Required by the Provisions of the ASME Code Section XI

1. Owner DUKE-ENERGY-PROGRESS, INC Date: 1/2/2014  
 Name  
526 S. Church Street, Charlotte, NC 28201  
 Address
2. Plant H.B. ROBINSON Unit: 2  
 Name  
3581 WEST Entrance RD, HARTSVILLE, SC 29550  
 Address  
 EC#: N/A EE: N/A  
 WR/RO: 2083555 01 CR: N/A  
 Repair Organization PO No./Job No./etc.
3. Work Performed by PROGRESS ENERGY CAROLINAS, INC Type Code Symbol Stamp: N/A  
 Name  
3581 WEST ENTRANCE RD, HARTSVILLE, SC 29550  
 Address  
 Authorization No.: N/A  
 Expiration Date: N/A
4. Identification of System: Class:2 CHEMICAL AND VOLUME CONTROL SYSTEM 2060
5. (a) Applicable Construction Code B 31.1 Edition: 1967 Addenda: N/A Code Case: N/A  
 Design Specification: G678241
- (b) Applicable Edition of Section XI Used for Repair/Replacement Activity: 2007 Edition 2008 Addenda  
 Code Case: N/A

## 6. Identification of Components Repaired or Replaced and Replacement Components

Name of Component	Name of Manufacturer	Manufacturer Serial No.	National Board No.	Other Identification	Year Built	Corrected, Removed, or Installed	ASME Code Stamp (Yes or No)
Check Valve	Edwards	N/A	N/A	CVC-313	1971	Removed	N
Check Valve	Floserve	45BMM	N/A	CVC-313	2013	Installed	N
Elbow	Ebasco	N/A	N/A	N/A	1971	Removed	N
Elbow	Dubose	N/A	N/A	N/A	2013	Installed	N

7. Description of Work: Replaced check valve and elbow by welding
8. Test Conducted: Hydrostatic ☐ Pneumatic ☐ Nominal Operating Pressure ☒ Exempt ☐

Other ☐ Pressure ☐ Test Temp. ☐ °F

13-065

9. Remarks: See WO 2063555 01 turnover package  
Applicable Manufacturer's Data Reports to be attached

### CERTIFICATE OF COMPLIANCE

I certify that the statements made in the report are correct and this conforms to the requirements of the ASME Code, Section XI.

Type Code Symbol Stamp \_\_\_\_\_ N/A \_\_\_\_\_

Certificate of Authorization No. \_\_\_\_\_ N/A \_\_\_\_\_

Signed *[Signature]* ISI ENGINEER Date 1/2/2014  
Owner or Owner's Designee, Title

### CERTIFICATE OF INSERVICE INSPECTION

I, the undersigned, holding a valid commission issued by the National Board of Boiler and Pressure Vessel Inspectors and the State or Province of South Carolina and employed by HSBCT of HARTFORD, CONNECTICUT have inspected the components described in this Owner's Report during the period 10/25/2013 to 1/2/2014 and state that to the best of my knowledge and belief, the Owner has performed examinations and taken corrective measures described in this Owner's Report in accordance with the requirements of the ASME Code, Section XI.

By signing this certificate neither the Inspector or his employer makes any warranty, expressed or implied, concerning the examinations and corrective measures described in this Owner's Report. Furthermore, neither the Inspector nor his employer shall be liable in any manner for any personal injury or property damage or a loss of any kind arising from or connected with this inspection.

*[Signature]*  
Inspector's Signature

Commissions NB 13930 SC 264 ANII  
National Board, State, Province, and Endorsements

Date: 1/2/2014

## FORM NIS-2 OWNER'S REPORT FOR REPAIR/REPLACEMENT ACTIVITY

As Required by the Provisions of the ASME Code Section XI

1. Owner DUKE ENERGY-PROGRESS, INC Date: 1/13/2014  
 Name  
526 S. Church St., Charlotte, NC 28201  
 Address
2. Plant H.B. ROBINSON Unit: 2  
 Name  
3581 WEST ENTRANCE RD, HARTSVILLE, SC 29550  
 Address
- EC#: 77383 EE: N/A  
 WR/WO: 2086632 CR: N/A  
 Repair Organization PO No./Job No., etc.
3. Work Performed by PROGRESS ENERGY CAROLINAS, INC Type Code Symbol Stamp: N/A  
 Name  
3581 WEST ENTRANCE RD, HARTSVILLE, SC 29550  
 Address  
 Authorization No.: N/A  
 Expiration Date: N/A
4. Identification of System: Class MC CONTAINMENT SYSTEM 8010
5. (a) Applicable Construction Code: ASME III Edition: 1995 Addenda: 1996 Code Case: N/A  
 Design Specification: G-190559
- (b) Applicable Edition of Section XI Used for Repair/Replacement Activity: 2007 Edition 2008 Addenda  
 Code Case: N/A

## 6. Identification of Components Repaired or Replaced and Replacement Components

Name of Component	Name of Manufacturer	Manufacturer Serial No.	National Board No.	Other Identification	Year Built	Corrected, Removed, or Installed	ASME Code Stamp (Yes or No)
Equip-Hatch	Chicago Bridge & Iron	N/A	N/A	EQUIP-HATCH	1971	Installed	N

7. Description of Work: Modified the equipment hatch by welding quick closure clamping devices8. Test Conducted: Hydrostatic ☐ Pneumatic ☐ Nominal Operating Pressure ☐ Exempt ☐Other ☒ Pressure ☐ psig Test Temp ☐ °F

13-086

9 Remarks: See WO 2086532 01 turnover package.  
Applicable Manufacturer's Data Reports to be attached

### CERTIFICATE OF COMPLIANCE

I certify that the statements made in the report are correct and this conforms to the requirements of the ASME Code, Section XI.

Type Code Symbol Stamp \_\_\_\_\_ N/A \_\_\_\_\_

Certificate of Authorization No. \_\_\_\_\_ N/A \_\_\_\_\_

Signed M. W. B. E. N. \_\_\_\_\_ ISI ENGINEER \_\_\_\_\_ Date 1/13/2014

Owner or Owner's Designee, Title

### CERTIFICATE OF INSERVICE INSPECTION

I, the undersigned, holding a valid commission issued by the National Board of Boiler and Pressure Vessel Inspectors and the State or Province of South Carolina and employed by HSBCT of HARTFORD, CONNECTICUT have inspected the components described in this Owner's Report during the period 9/14/2013 to 1/13/2014 and state that to the best of my knowledge and belief, the Owner has performed examinations and taken corrective measures described in this Owner's Report in accordance with the requirements of the ASME Code, Section XI.

By signing this certificate neither the Inspector or his employer makes any warranty, expressed or implied, concerning the examinations and corrective measures described in this Owner's Report. Furthermore, neither the Inspector nor his employer shall be liable in any manner for any personal injury or property damage or a loss of any kind arising from or connected with this inspection.

STAFF EKUM  
Inspector's Signature

Commissions NB 13930 SC 264 ANII  
National Board, State, Province, and Endorsements

Date: 1/13/2014