


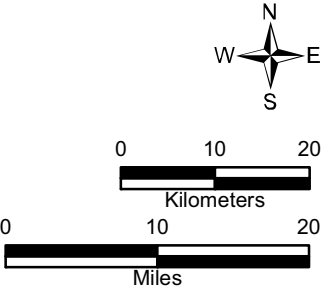




LEGEND

-  Region of Interest Boundary
-  Railways
-  Bargeable Waterways



* No portion of the study area was excluded by the 20-mile railroad and barge transportation exclusion buffer

PSEG Power, LLC	
PSEG Site ESPA	
Part 3, Environmental Report	
Rail and Barge Transportation and Excluded Areas	
FIGURE 9.3-6	
	Rev 0