



WASHINGTON  
RADIOLOGY  
ASSOCIATES, P.C.

www.washingtonradiology.com

BOARD CERTIFIED PHYSICIANS  
SUBSPECIALIZING IN:

Magnetic Resonance Imaging  
Computed Tomography  
Digital Mammography  
Breast Tomosynthesis  
Needle Biopsies  
CT/MR Angiography  
Ultrasound  
Neuroradiology  
Fluoroscopy  
Nuclear Medicine  
DXA - VFA  
Diagnostic X-Ray

LOCATIONS:

2141 K Street, NW  
Suites 100, 111, 200 & 900  
Washington, DC 20037  
202-223-9722  
202-659-2819 Fax

4445 Willard Avenue  
Suite 200  
Chevy Chase, Maryland 20815  
301-654-4242  
301-907-7414 Fax

10215 Fernwood Road  
Suite 103  
Bethesda, Maryland 20817  
301-564-1053  
301-493-8522 Fax

12505 Park Potomac Avenue  
Suite 120  
Potomac, Maryland 20854  
240-223-4700  
240-223-4701 Fax

3022 Williams Drive  
Suites 104, 200 & 204  
Fairfax, Virginia 22031  
703-698-8800  
703-573-2318 Fax

21351 Ridgetop Circle  
Suites 100 & 150  
Sterling, Virginia 20166  
571-434-0140  
571-434-0144 Fax

Business Office  
3015 Williams Drive  
Suite 200  
Fairfax, Virginia 22031  
703-641-9133  
703-280-5098 Fax

April 30, 2015

U.S. Nuclear Regulatory Commission  
Region 1  
475 Allendale Road  
King of Prussia, PA 19406

RE: Radioactive Materials License Termination  
Washington Radiology Associates  
License# 08-28752-01

Dear License Reviewer:

Please terminate the above referenced license and release the areas formally used as the Hot Lab, Camera Room and Uptake Room for general unrestricted public use. All radioactive material was removed as of April 28, 2015. A close-out survey was performed by Krueger-Gilbert Health Physics, Inc. on April 29, 2015. Attached to this request is a diagram of the areas to be released, the survey results and the most recent sealed source leak test performed prior to removal.

If there are any questions or additional information needed please contact the undersigned or Ms. Wendy Charlton, Health Physicist at 410-692-9806.

Sincerely,

Gary L. Rose, M.D.  
Radiation Safety Officer

L7  
03032755

REC'D 1050475 PM 024

586217.

NMSS/RGN1 MATERIALS-002



# **CERTIFICATE OF DISPOSITION OF MATERIALS**

Estimated burden per response to comply with this mandatory collection request: 30 minutes. This submittal is used by NRC as part of the basis for its determination that the facility is released for unrestricted use. Send comments regarding burden estimate to the FOIA, Privacy, and Information Collections Branch (T-5 F53), U.S. Nuclear Regulatory Commission, Washington, DC 20555-0001, or by Internet e-mail to [Infocollects.Resource@nrc.gov](mailto:Infocollects.Resource@nrc.gov), and to the Desk Officer, Office of Information and Regulatory Affairs, NEOB-10202, (3150-0028), Office of Management and Budget, Washington, DC 20503. If a means used to impose an information collection does not display a currently valid OMB control number, the NRC may not conduct or sponsor, and a person is not required to respond to, the information collection.

## LICENSEE NAME AND ADDRESS

Washington Radiology Associates  
2141 K Street NW Suite 900  
Washington, DC 20037

## LICENSE NUMBER

08-28752-01

## DOCKET NUMBER

03032755

## LICENSE EXPIRATION DATE

October 31, 2022

**A. LICENSE STATUS (Check the appropriate box)**

- ☐ This license has expired. ☒ This license has not yet expired; please terminate it.

**B. DISPOSAL OF RADIOACTIVE MATERIAL**

*(Check the appropriate boxes and complete as necessary. If additional space is needed, provide attachments)*

The licensee, or any individual executing this certificate on behalf of the licensee, certifies that:

- ☐ 1. No radioactive materials have ever been procured or possessed by the licensee under this license.
- ☒ 2. All activities authorized by this license have ceased, and all radioactive materials procured and/or possessed by the licensee under this license number cited above have been disposed of in the following manner:
- ☐ a. Transfer of radioactive materials to the licensee listed below:
- ☒ b. Disposal of radioactive materials:
- ☐ 1. Directly by the licensee:
- ☐ 2. By licensed disposal site:
- ☒ 3. By waste contractor:
- Alaron Corporation: 2138 State Route 18 Wampum, PA 16157
- ☐ c. All radioactive materials have been removed such that any remaining residual radioactivity is within the limits of 10 CFR Part 20, Subpart E, and is ALARA.

**C. SURVEYS PERFORMED AND REPORTED**

- ☒ 1. A radiation survey was conducted by the licensee. The survey confirms:
- ☒ a. the absence of licensed radioactive materials
- ☐ b. that any remaining residual radioactivity is within the limits of 10 CFR 20, Subpart E, and is ALARA.
- ☒ 2. A copy of the radiation survey results:
- ☒ a. is attached; or ☐ b. is not attached (Provide explanation); or ☐ c. was forwarded to NRC on: \_\_\_\_\_ Date
- ☐ 3. A radiation survey is not required as only sealed sources were ever possessed under this license, and
- ☐ a. The results of the latest leak test are attached; and/or ☐ b. No leaking sources have ever been identified.

The person to be contacted regarding the information provided on this form:

## NAME

Gary L. Rose, MD

## TITLE

Director of Nuclear Medicine

## TELEPHONE (Include Area Code)

(202) 223-9722 ext. 1705

## E-MAIL ADDRESS

grose@wrapc.com

Mail all future correspondence regarding this license to:

**C. CERTIFYING OFFICIAL**

**I CERTIFY UNDER PENALTY OF PERJURY THAT THE FOREGOING IS TRUE AND CORRECT**

## PRINTED NAME AND TITLE

Gary L. Rose, MD Radiation Safety Officer

## SIGNATURE

## DATE

05/05/2015

**WARNING: FALSE STATEMENTS IN THIS CERTIFICATE MAY BE SUBJECT TO CIVIL AND/OR CRIMINAL PENALTIES. NRC REGULATIONS REQUIRE THAT SUBMISSIONS TO THE NRC BE COMPLETE AND ACCURATE IN ALL MATERIAL RESPECT. 18 U.S.C. SECTION 1001 MAKES IT A CRIMINAL OFFENSE TO MAKE A WILLFULLY FALSE STATEMENT OR REPRESENTATION TO ANY DEPARTMENT OR AGENCY OF THE UNITED STATES AS TO ANY MATTER WITHIN ITS JURISDICTION.**



# WASHINGTON RADIOLOGY ASSOCIATES, P.C.

www.washingtonradiology.com

## BOARD CERTIFIED PHYSICIANS SUBSPECIALIZING IN:

Magnetic Resonance Imaging  
Computed Tomography  
Digital Mammography  
Breast Tomosynthesis  
Needle Biopsies  
CT/MR Angiography  
Ultrasound  
Neuroradiology  
Fluoroscopy  
Nuclear Medicine  
DXA - VFA  
Diagnostic X-Ray

## LOCATIONS:

2141 K Street, NW  
Suites 100, 111, 200 & 900  
Washington, DC 20037  
202-223-9722  
202-659-2819 Fax

4445 Willard Avenue  
Suite 200  
Chevy Chase, Maryland 20815  
301-654-4242  
301-907-7414 Fax

10215 Fernwood Road  
Suite 103  
Bethesda, Maryland 20817  
301-564-1053  
301-493-8522 Fax

12505 Park Potomac Avenue  
Suite 120  
Potomac, Maryland 20854  
240-223-4700  
240-223-4701 Fax

3022 Williams Drive  
Suites 104, 200 & 204  
Fairfax, Virginia 22031  
703-698-8800  
703-573-2318 Fax

21351 Ridgetop Circle  
Suites 100 & 150  
Sterling, Virginia 20166  
571-434-0140  
571-434-0144 Fax

Business Office  
3015 Williams Drive  
Suite 200  
Fairfax, Virginia 22031  
703-641-9133  
703-280-5098 Fax

Washington Radiology Associates  
Close out survey  
April 29, 2015

## Equipment used:

Area Surveys:	Instrument Calibration Check Source Background	Ludlum Model 14C SN: 70178 August 22, 2014 0.6 mR/hr (acceptable) 0.02 mR/hr
Wipe Tests:	Instrument SN: 232992  SN: 069108 Calibration Cs-137 Efficiency 11.6% Background for 10 minutes)	Ludlum Scaler Ratemeter Model 2200  Ludlum Model 243 Single Well Port  February 18, 2015  280.9 CPM (Background and wipes counted  3.3 E-05 $\mu$ Ci
	MDA	

## AREA SURVEY

### Hot Lab

Sink  
L-Shield including surrounding lead bricks  
Counter  
Floor  
Dose calibrator  
Cabinets (inside and outside)  
Door Handle  
Trash containers

### Camera Room

ECAM Camera Dual Head  
Collimators  
ECAM Touch Screen Monitor  
ECAM Computer Console  
Technologist PC  
Floor around ECAM  
Inside Patient Nutrient Refrigerator

### Uptake Room

Injection Chair 1 and surrounding floor  
Injection Chair 2 and surrounding floor  
Thyroid Probe and thyroid phantom  
Well and surrounding floor

**All areas measured equal to background or 0.02 mR/hr.**



# WASHINGTON RADIOLOGY ASSOCIATES, P.C.

www.washingtonradiology.com

## BOARD CERTIFIED PHYSICIANS SUBSPECIALIZING IN:

Magnetic Resonance Imaging  
Computed Tomography  
Digital Mammography  
Breast Tomosynthesis  
Needle Biopsies  
CT/MR Angiography  
Ultrasound  
Neuroradiology  
Fluoroscopy  
Nuclear Medicine  
DXA – VFA  
Diagnostic X-Ray

## LOCATIONS:

2141 K Street, NW  
Suites 100, 111, 200 & 900  
Washington, DC 20037  
202-223-9722  
202-659-2819 Fax

4445 Willard Avenue  
Suite 200  
Chevy Chase, Maryland 20815  
301-654-4242  
301-907-7414 Fax

10215 Fernwood Road  
Suite 103  
Bethesda, Maryland 20817  
301-564-1053  
301-493-8522 Fax

12505 Park Potomac Avenue  
Suite 120  
Potomac, Maryland 20854  
240-223-4700  
240-223-4701 Fax

3022 Williams Drive  
Suites 104, 200 & 204  
Fairfax, Virginia 22031  
703-698-8800  
703-573-2318 Fax

21351 Ridgetop Circle  
Suites 100 & 150  
Sterling, Virginia 20166  
571-434-0140  
571-434-0144 Fax

Business Office  
3015 Williams Drive  
Suite 200  
Fairfax, Virginia 22031  
703-641-9133  
703-280-5098 Fax

## Washington Radiology Associates

Close out survey

April 29, 2015

## WIPE TEST RESULTS

### Hot lab

Sink, L-Shield, Lead Bricks	252.5 CPM	<MDA
Counter, Dose Calibrator Well	272.2 CPM	<MDA
Floor surrounding waste	272.2 CPM	<MDA
Floor surrounding L-Shield and Sind	272.8 CPM	<MDA
Floor surrounding Dose Calibrator	269.1 CPM	<MDA
Hot Lab door handle/Cabinets	268.8 CPM	<MDA

### Camera Room

SPECT Table	271.5 CPM	<MDA
Collimators/ECAM Touch Screen	279.2 CPM	<MDA
ECAM Computer Console	279.2 CPM	<MDA
Tech PC	281.4 CPM	<MDA
Floor surrounding ECAM	276.7 CPM	<MDA
Inside patient nutrient refrigerator	276.7 CPM	<MDA

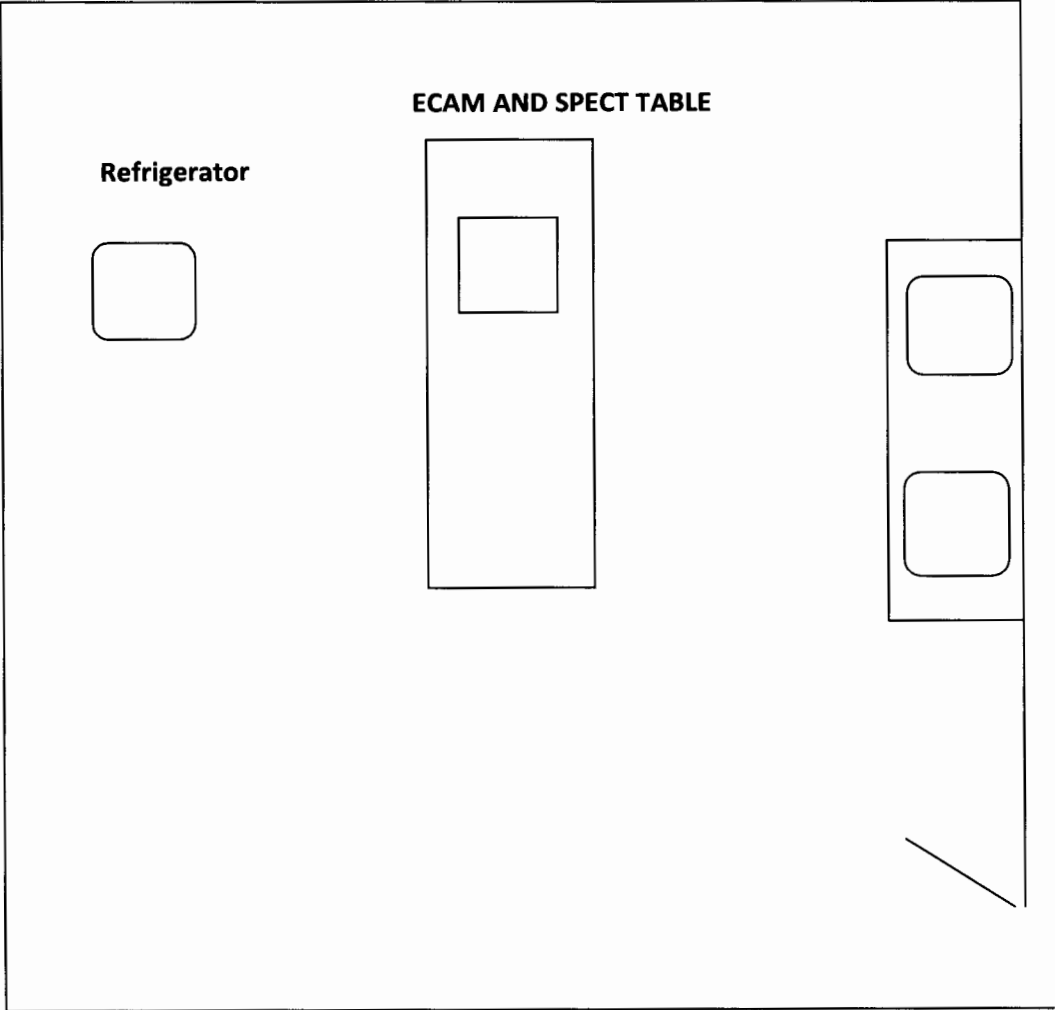
### Uptake Room

Injection Chairs 1 and 2	275.4 CPM	<MDA
Floor surrounding Chair 1	281.6 CPM	<MDA
Floor surrounding Chair 2	280.4 CPM	<MDA
Thyroid probe/Well Chamber	277.7 CPM	<MDA
Well Keyboard	277.7 CPM	<MDA
Floor surrounding Well/Probe	277.6 CPM	<MDA

**All areas measured less than 200 NET DPM and less than the MDA.**

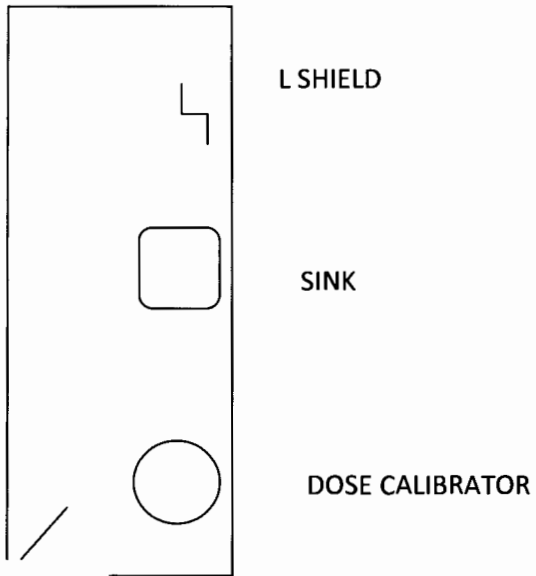
WASHINGTON RADIOLOGY ASSOCIATES  
2141 K STREET, NW 9<sup>th</sup> Floor  
WASHINGTON, DC 20037

CAMERA ROOM

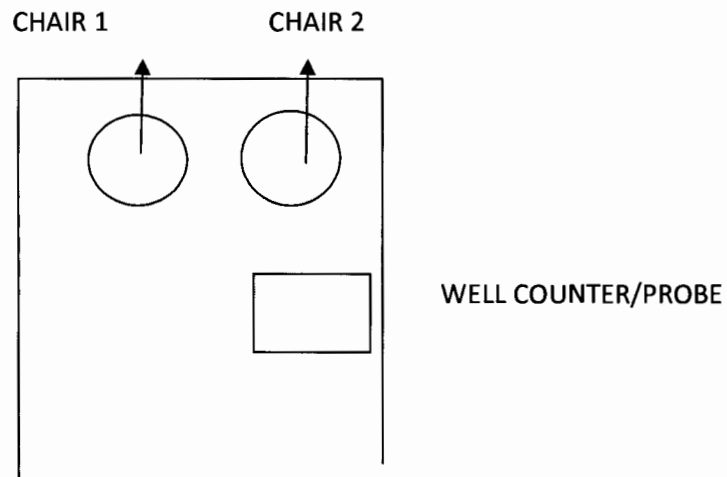


Washington Radiology Associates  
2141 K Street, NW 9<sup>th</sup> Floor  
Washington, DC 20037

HOT LAB



UPTAKE ROOM



Washington Radiology Associates  
Radiation Protection Survey  
Survey Date: November 11, 2014  
Page: 10

#### SEALED SOURCE INVENTORY AND LEAK TEST

The following sealed sources were physically inventoried at the time of the survey. Where appropriate, leak test samples were collected to be analyzed at the office of Krueger-Gilbert Health Physics, Inc. Detailed procedures, results and equipment quality control results are on file at the office of Krueger-Gilbert Health Physics, Inc.

Isotope	Description	Manufacturer/SN	Calibration Activity	Calibration Date	Removable Contamination ( $\mu\text{Ci}$ )
Cs-137	Vial	IPL/686/-7-26	205.8 $\mu\text{Ci}$	1-Mar-00	Less than 0.001
Cs-137	Rod	IPL/645-44-3	0.500 $\mu\text{Ci}$	1-Oct-99	Inventory only
Co-57	Vial	BM06057S14227101	5.45 mCi	20-Aug-14	Less than 0.001
Co-57	Marker	MED 3504-132129	291 $\mu\text{Ci}$	1-Sep-08	Inventory only
Co-57	Ruler	BM8305712219101	460 $\mu\text{Ci}$	6-Aug-12	Inventory only

Performed by Krueger-Gilbert Health Physics, Inc.:

*Wendy Charlton*  
\_\_\_\_\_  
Wendy Charlton  
Health Physicist  
*[Signature]*  
\_\_\_\_\_  
Radiation Safety Officer

November 11, 2014  
\_\_\_\_\_  
Date  
*4/30/15*  
\_\_\_\_\_  
Date

#### SEALED SOURCE INVENTORY AND LEAK TEST

The following sealed sources were physically inventoried at the time of the survey. Where appropriate, leak test samples were collected to be analyzed at the office of Krueger-Gilbert Health Physics, Inc. Detailed procedures, results and equipment quality control results are on file at the office of Krueger-Gilbert Health Physics, Inc.

Isotope	Description	Manufacturer/SN	Calibration Activity	Calibration Date	Removable Contamination ( $\mu\text{Ci}$ )
Cs-137	Vial	IPL/686/-7-26	205.8 $\mu\text{Ci}$	1-Mar-00	Less than 0.001
Cs-137	Rod	IPL/645-44-3	0.500 $\mu\text{Ci}$	1-Oct-99	Inventory only
Co-57	Vial	BM06057S14227101	5.45 mCi	20-Aug-14	Less than 0.001
Co-57	Marker	MED 3504-132129	291 $\mu\text{Ci}$	1-Sep-08	Inventory only
Co-57	Ruler	BM8305712219101	460 $\mu\text{Ci}$	6-Aug-12	Inventory only

Performed by Krueger-Gilbert Health Physics, Inc.:

*Wendy A. Charlton*  
\_\_\_\_\_  
Wendy Charlton  
Health Physicist  
*[Signature]*  
\_\_\_\_\_  
Radiation Safety Officer

November 11, 2014  
\_\_\_\_\_  
Date  
*4/30/15*  
\_\_\_\_\_  
Date





INGTON  
LOGY  
ES, P.C.

NW  
00 & 900  
20037

Drive  
204  
2031

Circle

0166

nd Road


nd 20817

omac Avenue

nd 20854

venue


ryland 20815



dmms)

FedEx.  
TRK#  
0215 8717 6917 9838

K5 KPDA



FID 716736 01MAY15 WASA 522C1/25E2/65DD

MON - 04 MAY AA  
STANDARD OVERNIGHT

DSR  
19406  
PA-US  
PHL

52

FedEx US Airbill  
Express

FedEx  
Tracking  
Number

8717 6917 9838

1 From: This portion can be removed for Recipient's records.

Date 5-1-15 FedEx Tracking Number 871769179838

Sender's Name Steve Hauer Phone 202 223-9723

Company WASHINGTON RADIOLOGY ASSOC

Address 2141 K ST NW STE 900 Dept./Floor/Suite/Room

City WASHINGTON State DC ZIP 20037

2 Your Internal Billing Reference

3 To: Recipient's Name US Nuclear Regulatory Commission Phone

Company Regulatory Commission HOLD Weekday ☐ HOLD Saturday ☐

Address Region 1 We cannot deliver to P.O. boxes or P.O. ZIP codes.

Address 475 Allendale Rd Print FedEx location address here if HOLD option is selected.

City King of Prussia State PA ZIP 19406

Recipient's Copy

4a Express Package Service \* To most locations. Packages up to 150 lbs.

☐ FedEx Priority Overnight Next business morning.\* Friday shipments will be delivered on Monday unless SATURDAY Delivery is selected.

☒ FedEx Standard Overnight Next business afternoon.\* Saturday Delivery NOT available.

☐ FedEx First Overnight Earliest next business morning delivery to select locations.\* Saturday Delivery NOT available.

☐ FedEx 2Day Second business day.\* Thursday shipments will be delivered on Monday unless SATURDAY Delivery is selected.

☐ FedEx Express Saver Third business day.\* Saturday Delivery NOT available.

4b Express Freight Service \*\* To most locations. Packages over 150 lbs.

☐ FedEx 1Day Freight Next business day.\* Friday shipments will be delivered on Monday unless SATURDAY Delivery is selected.

☐ FedEx 2Day Freight Second business day.\* Thursday shipments will be delivered on Monday unless SATURDAY Delivery is selected.

☐ FedEx 3Day Freight Third business day.\* Saturday Delivery NOT available.

5 Packaging \* Declared value limit \$500.

☐ FedEx Envelope\* ☐ FedEx Pak\* Includes FedEx Small Pak, FedEx Large Pak, and FedEx Sturdy Pak.

☐ FedEx Box ☐ FedEx Tube ☒ Other

6 \*Special Handling and Delivery Signature Options

☐ SATURDAY Delivery NOT available for FedEx Standard Overnight, FedEx First Overnight, FedEx Express Saver, or FedEx 3Day Freight.

No Signature Required Package may be left without obtaining a signature for delivery.

Direct Signature Someone at recipient's address may sign for delivery. Fee applies.

Indirect Signature If no one is available at recipient's address, someone at a neighboring address may sign for delivery. For residential deliveries only. Fee applies.

Does this shipment contain dangerous goods?

☒ No ☐ Yes One box must be checked.

☐ Yes As per attached Shipper's Declaration. Shipper's Declaration not required.

☐ Yes Dry Ice Dry Ice, 9 UN 1845 x kg

☐ Cargo Aircraft Only

7 Payment Bill to:

Sender Acct. No. in Section 1 within label. ☒ Recipient ☐ Third Party ☐ Credit Card ☐ Cash/Check

Enter FedEx Acct. No. or Credit Card No. below. ☐ Urgent Rec'd Acct. No. ☐