

VIRGINIA ELECTRIC AND POWER COMPANY
RICHMOND, VIRGINIA 23261

January 14, 2015

U.S. Nuclear Regulatory Commission
Attention: Document Control Desk
Washington, D.C. 20555

Serial No.: 14-613
NLOS/TJS: R0
Docket Nos.: 50-338/339
50-280/281
72-16/56
72-2/55
License Nos.: NPF-4/7
DPR-32/37
SNM-2507/2501

VIRGINIA ELECTRIC AND POWER COMPANY
NORTH ANNA POWER STATION (NAPS) UNITS 1, 2 AND ISFSIs
SURRY POWER STATION (SPS) UNITS 1, 2 AND ISFSIs
REVISIONS TO NORTH ANNA AND SURRY POWER STATION EMERGENCY PLANS

Pursuant to 10 CFR 50.54(q) and 10 CFR 72.44(f), attached are Revision 41 of the NAPS Emergency Plan (effective December 17, 2014) and Revision 60 of the SPS Emergency Plan (effective December 15, 2014). These revisions incorporate changes that did not require prior NRC approval and do not implement actions that reduce the effectiveness of the Emergency Plans. The Emergency Plans continue to meet the standards of 10 CFR 50.47(b). Additionally, please find attached summaries of change analysis as required by 10 CFR 50.54(q)(5).

If you have any questions or require additional information, please contact Mr. Thomas Szymanski at (804) 273-3065.

Sincerely,



Gianna C. Clark
Vice President - Nuclear Support Services

Attachments

Commitments made by this letter: None

AX45
NM5526

cc: U.S. Nuclear Regulatory Commission, Region II
Marquis One Tower
245 Peachtree Center Avenue, NE
Suite 1200
Atlanta, Georgia 30303-1257

ATTN: Document Control Desk
Director, Division of Spent Fuel Storage and Transportation
Office of Nuclear Material Safety and Safeguards
U.S. Nuclear Regulatory Commission
Washington, D.C. 20555-0001

Dr. V. Sreenivas and Ms. Karen Cotton (without attachments)
NRC Project Managers
U.S. Nuclear Regulatory Commission, Mail Stop 08 G-9A
One White Flint North
11555 Rockville Pike
Rockville, MD 20852-2738

Ms. Jennifer Davis (without attachments)
NRC Senior Project Manager
U. S. Nuclear Regulatory Commission, Mail Stop EBB-3D-02M
One White Flint North
11555 Rockville Pike
Rockville, MD 20852-2738

Mr. J.N. Nguyen (without attachments)
NRC Senior Project Manager
U.S. Nuclear Regulatory Commission. Mail Stop 14 A44
Three White Flint North
11601 Landsdown Street
Rockville, Maryland 20852

NRC Resident Inspectors – North Anna and Surry Power Stations

Attachment 1

North Anna Power Station Emergency Plan, Revision 41
10 CFR 50.54(q)(5) Summary

Virginia Electric and Power Company

10 CFR 50.54(q)(5) Summary of Analysis for Submittal 14-613: NAPS

North Anna Emergency Plan Revision 41 incorporated the changes described below. A description of why each change was not a reduction in the effectiveness of the emergency plan and the regulatory basis for each non-editorial change are provided.

1. Section 5.2 was revised by specifying that the on-shift operators who perform initial mitigative actions are trained to perform corrective actions prior to the arrival of augmentation. The emergency planning standard for having staff to respond and for maintaining adequate staffing to provide initial facility accident response in key functional areas per 10 CFR 50.47(b)(1) continues to be met because on-shift personnel assigned emergency plan implementation functions are not assigned responsibilities that would prevent the timely performance of their assigned functions as specified in the emergency plan.
2. Table 5.1 was clarified by identifying that three (3) of the five (5) Fire Brigade members are supplied by Operations and the remainder by Security. The Operations numbers are satisfied by the Auxiliary Operator complement listed in the Assessment of Operational Aspects section of the table and not double-counted to obtain the total. The number of Security staff in the Site Access Control and Personnel Accountability section of the table is identified as Proprietary and not included in the total except for the two (2) who are part of the Fire Brigade. The emergency planning standard for having staff to respond and for maintaining adequate staffing to provide initial facility accident response in key functional areas per 10 CFR 50.47(b)(2) continues to be met because on-shift emergency response responsibilities are staffed and assigned.
3. Sections 8.5 and 8.6 were changed to address implementation of the eight-year cycle for demonstrating exercise objectives per 10 CFR 50, Appendix E, Part IV.F.2.j pursuant to conduct of a hostile-action based biennial exercise on July 8, 2014. The emergency planning standard for conducting periodic exercises to evaluate major portions of emergency response capabilities per 10 CFR 50.47(b)(14) continues to be met because the drill and exercise program continues to provide performance opportunities to develop, maintain, and demonstrate key skills, and critique performance.
4. Appendix 10.1 was updated in its entirety with letters of agreement (LOAs) which are renegotiated every two years per Section 5.3.3. The emergency planning standards for requesting and effectively using assistance resources, and for arranging medical services for contaminated injured individuals per 10 CFR 50.47(b)(3) and (12) continue to be met based on having maintained agreements current.
5. Editorial changes include updates to the Section 8 table of contents and the NUREG-0654 cross reference, correcting the sum in the on-shift column of Table 5.1, a procedure revision number and titles, and replacing references to 'badges' with 'key cards.'

Serial No. 14-613
Docket Nos. 50-338/339/280/281, 72-16/56/2/55

Attachment 2

North Anna Power Station Emergency Plan, Revision 41

Virginia Electric and Power Company

**Dominion®**

Emergency Plan

Title: North Anna Power Station Emergency Plan

Revision Number:

41

Effective Date:

December 17, 2014

Revision 41 updates this entire document. Revised material includes, but is not limited to:

1. NUREG-0654 Cross Reference Index updated.
2. Fire Team changed to Fire Brigade throughout to make consistent with station fire protection program position title. [No change bar]
3. Section 5.2, Onsite Emergency Organization, page 5.4, first paragraph, revised to address CA282079:
 - Removed comma between unit(s) and take and added 'and'.
 - Added verbiage 'including corrective actions necessary to implement procedures consistent with operations personnel training' with period.
 - Added 'Additionally, on-shift personnel' to beginning of next to last sentence in paragraph.
4. Table 5.1 revised per the following to address CA282080:
 - Fire Team Members (now Brigade) more clearly defined as 'Operations' or 'Security' with total On-shift designated accordingly.
 - On-shift total revised from 21 to 22 to correct typographical error identified in CR539943.
5. Section 6.3.2, last paragraph, first sentence, 'badges' changed to 'key cards'.
6. Figure 7.2, updated revision of VPAP-2103N from 21 to 23 in footnote.
7. Section 8.5.7, Terrorism Based Drills, deleted.
8. Section 8.6.1, Scheduling of Emergency Exercises, page 8.10, revised from one paragraph to two:
 - First paragraph:
 - Deleted second sentence 'Emergency exercises will be scheduled to start at different times of the day with advance knowledge of the time held confidentially.'
 - Added new second sentence 'All biennial exercises must include demonstration of response to at least the Site Area Emergency classification level.'
 - Second paragraph:
 - Deleted sentence 'At least once every 6 years, the specific exercise date should be unannounced.'
 - Changed frequency of unannounced and off-hours exercises from once every 6 years to once every 8 years.
 - Deleted last sentence 'The 6-year cycle will become an 8 year cycle the calendar year in which the first hostile action exercise is conducted (no later than 2015 per 10 CFR 50, Appendix E, paragraph IV.F.2j).'
9. Section 8.6.2, Emergency Exercise Content, revised in its entirety.
10. Section 8, Maintaining Emergency Preparedness, Table of Contents, page numbers revised accordingly.
11. Section 8.6.3, Emergency Exercise Scenarios, 'facilitators' changed to 'controllers'.
12. Section 8.6.4, Conduct of Emergency Exercises, 'facilitators' changed to 'controllers'.
13. Section 8.6.5, Emergency Exercise Evaluation and Corrective Action, 'facilitators' changed to 'controllers'.
14. Section 10, Letters of Agreement updated.
15. Revised title of Director-Nuclear Protection Services and Emergency Preparedness to Director Nuclear Emergency Preparedness throughout.

Approvals on File

NORTH ANNA POWER STATION
EMERGENCY PLAN

TABLE OF CONTENTS

<u>SECTION</u>	<u>SUBJECT</u>	<u>PAGE NO.</u>
i	<u>TABLE OF CONTENTS</u>	
	Table of Contents	i.1
	NUREG-0654 Cross Reference Index	i.4
1.0	<u>DEFINITIONS</u>	1.1
1.0	Definitions	1.2
1.1	Acronyms and Abbreviations	1.5
2.0	<u>SCOPE AND APPLICABILITY</u>	2.1
2.1	Site Specifics	2.2
2.2	Emergency Plan	2.2
2.3	North Anna Hydroelectric Unit	2.3
3.0	<u>SUMMARY OF EMERGENCY PLAN</u>	3.1
3.0	Summary of Emergency Plan	3.2
4.0	<u>EMERGENCY CONDITIONS</u>	4.1
4.0	Emergency Conditions	4.2
4.1	Spectrum of Postulated Accidents	4.2
4.2	Emergency Classification System	4.3
4.3	State and Local County Classification System	4.8
4.4	Requirements for Written Summaries of Emergency Events	4.8
5.0	<u>ORGANIZATIONAL CONTROL OF EMERGENCIES</u>	5.1
5.0	Organizational Control of Emergencies	5.3
5.1	Normal Station Organization	5.3
5.2	Onsite Emergency Organization	5.4
5.3	Augmentation of Onsite Emergency Organization	5.11
5.4	Coordination with Participating Government Agencies	5.13

<u>SECTION</u>	<u>SUBJECT</u>	<u>PAGE NO.</u>
6.0	<u>EMERGENCY MEASURES</u>	6.1
6.0	Emergency Measures	6.2
6.1	Activation of the Emergency Plan	6.2
6.2	Assessment Actions	6.2
6.3	Protective Actions	6.3
6.4	Aid to Affected Personnel	6.6
6.5	Offsite Support	6.8
7.0	<u>EMERGENCY FACILITIES AND EQUIPMENT</u>	7.1
7.0	Emergency Facilities and Equipment	7.3
7.1	Emergency Response Facilities	7.3
7.2	Communications System	7.5
7.3	Assessment Facilities Available Onsite	7.7
7.4	Assessment Facilities Available Offsite	7.10
7.5	Damage Control Equipment and Supplies	7.10
7.6	Early Warning System	7.10
8.0	<u>MAINTAINING EMERGENCY PREPAREDNESS</u>	8.1
8.0	Maintaining Emergency Preparedness	8.3
8.1	Responsibility for Maintaining Emergency Preparedness	8.3
8.2	Maintenance of the Emergency Plan Implementing Procedures, and Related Documents	8.4
8.3	Training of Station Personnel	8.5
8.4	Training of Offsite Support Personnel	8.7
8.5	Emergency Drills	8.8
8.6	Emergency Exercises	8.10
8.7	Testing and Maintenance of Emergency Equipment	8.12
8.8	Informing the Public	8.13
8.9	Independent Review of the Emergency Preparedness Program	8.13
9.0	<u>RECOVERY</u>	9.1
9.0	Recovery	9.2
9.1	Recovery Methodology	9.2
9.2	Population Exposure	9.2

<u>SECTION</u>	<u>SUBJECT</u>
10.0	<u>APPENDICES</u>
10.1	Letters of Agreement
10.2	Deleted
10.3	Maps of Exclusion Area, Low Population and Emergency Planning Zone Boundaries
10.4	Listing of EPIPs
10.5	Protective Equipment and Supplies
10.6	Deleted
10.7	Supporting Plan Contact
10.8	Estimation of Evacuation Times
10.9	Radiation Emergency Plan, MCVH/VCU – Dominion Power
10.10	Federal Radiological Monitoring and Assessment Center (FRMAC) Operations Plan
10.11	Initiating Conditions/Emergency Action Levels

NORTH ANNA EMERGENCY PLAN

NUREG-0654 CROSS REFERENCE INDEX

<u>NUREG-0654 Ref. Section</u>	<u>NAEP Section No.</u>	<u>NUREG-0654 Ref. Section</u>	<u>NAEP Section No.</u>
A. 1a.	5.3 –5.4	F. 1a.	5.2, 5.4.5, 7.2
A. 1b.	5.4	F. 1b.	7.2
A. 1c.	Figure 5.4	F. 1c.	7.2
A. 1d.	5.0	F. 1d.	7.2
A. 1e.	5.2, 5.4, 5.4.5	F. 1e.	5.2
A. 2a.	N/A	F. 1f.	7.2
A. 2b.	N/A	F. 2	6.4.3
A. 3	5.3, Appx. 10.1	F. 3	8.7
A. 4	5.2, 5.3		
		G. 1	8.8
B. 1	5.1	G. 2	8.8
B. 2	5.0, 5.2	G. 3a.	8.8, 7.15, CERP, 5.3.1
B. 3	5.0	G. 3b.	7.1.5
B. 4	5.2.1.1	G. 4a.	5.3.1
B. 5	5.2, Table 5.2	G. 4b.	5.3.1
B. 6	Figure 5.4	G. 4c.	8.8
B. 7a.	5.3.1	G. 5	8.8
B. 7b.	5.3.1		
B. 7c.	5.3.1	H. 1	7.1
B. 7d.	5.3.1	H. 2	7.1
B. 8	5.3.2	H. 3	7.1
B. 9	5.3.3, 5.4, Appx. 10.1	H. 4	5.2
		H. 5	7.3
C. 1a.	5.3.1, 5.4.7	H. 5a.	7.3.1, 7.3.3
C. 1b.	5.4.7	H. 5b.	7.3.2
C. 1c.	5.4.7	H. 5c.	7.3.4
C. 2a.	N/A	H. 5d.	7.3.5
C. 2b.	CERP	H. 6a.	7.4
C. 3	5.3.3	H. 6b.	7.3.2
C. 4	5.3.3	H. 6c.	7.3.2
		H. 7	7.3.2
D. 1	4.2	H. 8	7.3.3
D. 2	4.2	H. 9	7.1.2
D. 3	N/A	H. 10	8.7, 7.5
D. 4	N/A	H. 11	Appx. 10.5
		H. 12	7.1.4
E. 1	5.4, 6.0 – 6.1		
E. 2	6.1	I. 1	4.2
E. 3	6.1	I. 2	7.3
E. 4.a thru n	6.1	I. 3a.	6.2
E. 5	N/A	I. 3b.	6.2
E. 6	6.3.1, 7.6	I. 4	6.2
E. 7	6.3.1	I. 5	7.3.3, 7.3.4
		I. 6	7.3.2
		I. 7	7.3.2
		I. 8	5.2, 7.3.2
		I. 9	7.3.2
		I. 10	6.3.1
		I. 11	N/A

NORTH ANNA EMERGENCY PLAN

NUREG-0654 CROSS REFERENCE INDEX

<u>NUREG-0654 Ref. Section</u>	<u>NAEP Section No.</u>	<u>NUREG-0654 Ref. Section</u>	<u>NAEP Section No.</u>
J. 1a.	6.3.2	N. 1a.	8.6
J. 1b.	6.3.2	N. 1b.	8.6
J. 1c.	6.3.2	N.1c.	8.6.1
J. 1d.	6.3.2	N.1.d.	N/A
J. 2	6.3.2	N. 2	8.5
J. 3	6.3.2	N. 2a	8.5.1
J. 4	6.3.2	N. 2b.	8.5.2
J. 5	6.3.2	N. 2c.	8.5.3
J. 6a.	6.3.3	N. 2d.	8.5.4
J. 6b.	6.3.3	N. 2e.1	8.5.6
J. 6c.	6.3.3	N. 2e.2	8.5.5
J. 7	6.1 – 6.3	N. 3a.-f.	8.5, 8.6
J. 8	6.3.1, Appx. 10.8	N. 4	8.6.5
J. 9	N/A	N. 5	8.6.5
J. 10a.	Appx. 10.8	O. 1	8.3
J. 10b.	Appx. 10.8	O. 1.a	8.4
J. 10c.	6.3.1	O. 1.b	N/A
J. 10d.-l.	N/A	O. 2	8.4
J. 10m	6.3.1	O. 3	6.4.2, Table 8.1
J. 11	N/A	O. 4a.	8.3.3, Table 8.1
J. 12	N/A	O. 4b.	Table 8.1
K. 1a.-g.	6.4.1	O. 4c.	Table 8.1
K. 2	6.4.1	O. 4d.	Table 8.1
K. 3a.	5.2, 6.4	O. 4e.	Table 8.1
K. 3b.	6.4	O. 4f.	Table 8.1
K. 4	N/A	O. 4g.	Table 8.1
K. 5a.	6.4.2	O. 4h.	8.4, Table 8.1
K. 5b.	6.4.2	O. 4i.	Table 8.1
K. 6a.	6.4.2	O. 4j.	Table 8.1
K. 6b.	6.4.2	O. 5	8.3.3
K. 6c.	6.4.2		
K. 7	6.4.2	P. 1	8.3.3
L. 1	6.4	P. 2	8.1
L. 2	6.4.2	P. 3	8.1
L. 3	N/A	P. 4	8.2.1
L. 4	6.4.3	P. 5	8.2.3
M. 1	9.1	P. 6	Appx. 10.1 Index
M. 2	9.0	P. 7	10.4
M. 3	9.0	P. 8	Pages i.1 – i.5
M. 4	9.2	P. 9	8.9
		P. 10	8.2.2

NORTH ANNA POWER STATION
EMERGENCY PLAN

SECTION 1

DEFINITIONS

<u>Part</u>	<u>Subject</u>	<u>Page No.</u>
1.0	Definitions	1.2
1.1	Acronyms and Abbreviations	1.5

1.0 DEFINITIONS

- Alert - Events are in process or have occurred which involve an actual or potential substantial degradation of the level of safety of the plant or a security event that involves probable life threatening risk to site personnel or damage to site equipment because of HOSTILE ACTION. Any releases are expected to be limited to small fractions of the Environmental Protection Agency Protective Action Guideline exposure levels.
- Annually – 12 months +/- 3 months.
- Biennial – Occurring every two years.
- Buffer Sectors – Two 22 1/2° sectors flanking each side of the 22 1/2° primary sector.
- Commonwealth of Virginia Radiological Emergency Response Plan (COVERERP) – Annex to Volume II of the Commonwealth of Virginia Emergency Operations Plan – Peacetime Disasters.
- Deep Dose Equivalent (DDE) – Direct external radiation exposure to the body (e.g., cloud shine, contamination, or direct radiation). DDE is assumed equivalent to Effective (external) Dose Equivalent (EDE) with respect to uniform exposure.
- Drill – A supervised instruction period aimed at testing, developing and maintaining skills.
- Effective Date – Date of change; implementation date assigned by approval authority; date from which 30-day NRC submittals are required in accordance with 10 CFR 50, Appendix E.V.
- Emergency – Any situation that may result in undue risk to the health and safety of the public and/or site personnel, or significant damage to property or equipment.
- Emergency Action Levels (EALs) – Events, such as equipment malfunctions, natural phenomena, radiological dose rates, etc., that may be used as thresholds for initiating such specific emergency measures as designating a particular class of emergency, initiating a notification procedure, or initiating a particular protective action.
- Emergency Plan Implementing Procedures (EPIPs) – Emergency response procedures that implement the Emergency Plan.
- Emergency Planning Zones (EPZ):
- Plume Exposure Pathway EPZ – An area delineated by an approximate ten-mile radius circle around the North Anna Power Station.
- Ingestion Exposure Pathway EPZ – An area delineated by an approximate fifty-mile radius circle around the North Anna Power Station with the potential of internal exposure from the ingestion of radioactive material through the food pathway.
- Exclusion Area – The area within a 5000 feet radius of the now abandoned North Anna Unit 3 containment.
- Exercise – A test of the response capabilities of the Emergency Organization that permits the evaluation of training and response to a given situation. Exercises are conducted in accordance with pre-planned scenarios with defined objectives.

- General Emergency - Events are in process or have occurred which involve actual or imminent substantial core degradation or melting with potential for loss of containment integrity or security events that result in an actual loss of physical control of the facility. Releases can be reasonably expected to exceed Environmental Protection Agency Protective Action Guideline exposure levels offsite for more than the immediate site area.
- Hostile Action – An act toward a nuclear power plant or its personnel that includes the use of violent force to destroy equipment, takes hostages, and/or intimidates the licensee to achieve an end. This includes attack by air, land, or water using guns, explosives, projectiles, vehicles, or other devices used to deliver destructive force. Other acts that satisfy the overall intent may be included. Hostile Action should not be construed to include acts of civil disobedience or felonious acts that are not part of a concerted attack on the nuclear power plant. Non-terrorism-based EALs should be used to address such activities, (e.g., violent acts between individuals in the owner controlled area.)
- Hostile Force – One or more individuals who are engaged in a determined assault, overtly or by stealth and deception, equipped with suitable weapons capable of killing, maiming, or causing destruction.
- Interim – A temporary or provisional emergency response position or facility which is augmented or transferred as resources become available.
- Local Counties – This term shall be used to denote the Counties of Louisa, Spotsylvania, Caroline, Orange, and Hanover in the approximate ten (10) mile emergency planning zone.
- Local Emergency Operations Facility (LEOF) – A near site facility where the Recovery Manager controls the overall emergency response.
- Local Media Center (LMC) – This facility provides a near site location for official media releases. The Local Media Center is in the North Anna Nuclear Information Center.
- Nearsite – Within the Exclusion Area, but beyond Protected Area.
- Notification of Unusual Event - Events are in process or have occurred which indicate a potential degradation of the level of safety of the plant or indicate a security threat to facility protection has been initiated. No releases of radioactive material requiring offsite response or monitoring are expected unless further degradation of safety systems occurs.
- Offsite – Beyond the Exclusion Area.
- Onsite – Within the Protected Area, (surrounded by security fence).
- Operational Support Center (OSC) – An assembly area that serves as the staging location for Damage Control Teams, the Fire Brigade, the First Aid Team, and the Search and Rescue Team.
- Primary Sector – The 22 1/2° sector which bounds the existing wind direction.
- Projected Dose – An estimated radioactive dose which affected population groups could potentially receive if no protective actions are taken.

- Protected Area (PA) – An area encompassed by physical barriers and to which access is controlled. For the purposes of this plan, the Protected Area refers to the designated security area around the reactor and turbine buildings.
- Protective Action Guides (PAGs) – The projected dose to individuals in the general population or the dose rate which warrants taking protective actions.
- Protective Actions – Those emergency measures taken before or after an uncontrolled release of radioactive material has occurred for the purpose of preventing or minimizing radiological exposure.
- Recovery Actions – Those actions taken after the emergency to restore the station as nearly as possible to its pre-emergency condition.
- Rem (Roentgen Equivalent Man) – A unit of radiation dose that relates exposure to the biological effects of the exposure (absorbed exposure or dose). A unit related to the rem is the millirem (mrem). 1 mrem = 1/1000 rem.
- Restricted Area – Any area where access is controlled for the purpose of radiation protection.
- Semi-annual – Occurring once during each of the first and last six months of the calendar year.
- Site – The Power Station proper and the 5000 foot radius exclusion area around the Power Station.
- Site Area Emergency - Events are in process or have occurred which involve an actual or likely major failures of plant functions needed for protection of the public or HOSTILE ACTION that results in intentional damage or malicious acts; (1) toward site personnel or equipment that could lead to the likely failure of or; (2) that prevents effective access to equipment needed for the protection of the public. Any releases are not expected to result in exposure levels which exceed Environmental Protection Agency Protective Action Guideline exposure levels beyond the site boundary.
- Station Emergency Manager (SEM) – Designated onsite individual having the responsibility and authority for implementing the North Anna Emergency Plan.
- Technical Support Center – A facility located adjacent to Unit 1 Control Room which will be the central control center for the onsite emergency response organization after the on shift staff has been augmented.
- Thyroid Committed Dose Equivalent (CDE) – Radiation exposure to the thyroid through inhalation or ingestion of radioactive material assuming a 50 year exposure period from uptake.
- Total Effective Dose Equivalent (TEDE) – The sum of external and internal dose.

1.1 **ACRONYMS AND ABBREVIATIONS**

AC	- Alternating Current
ARD	- Automatic Ringdown Line
Asst.	- Assistant
cc	- Cubic Centimeter
Ce	- Cerium
CDE	- Committed Dose Equivalent
CEDE	- Committed Effective Dose Equivalent
CEOF	- Central Emergency Operations Facility
CERC	- Corporate Emergency Response Center
CERP	- Corporate Emergency Response Plan
CERT	- Corporate Emergency Response Team
CFR	- Code of Federal Regulations
CH	- Charging System
COVRERP	- Commonwealth of Virginia Radiological Emergency Response Plan
cpm	- Counts per minute
CR	- Control Room
Cs	- Cesium
CSD	- Cold Shutdown
CTS	- Current Technical Specifications
CVCS	- Chemical Volume Control System
DBE	- Design Basis Earthquake
DC	- Direct Current
DDE	- Deep Dose Equivalent
DECON	- Decontaminate
DEM	- Department of Emergency Management (State)
DEPT.	- Department
DOE	- Department of Energy
EAD	- Emergency Administrative Director
EALs	- Emergency Action Levels
EAS	- Emergency Alert System
ECCS	- Emergency Core Cooling System
EDE	- Effective Dose Equivalent
e.g.	- For example [From Latin exempli gratia]
EMD	- Emergency Maintenance Director
ENS	- NRC Emergency Notification System

EOC	- Emergency Operations Center
EOD	- Emergency Operations Director
EOF	- Emergency Operations Facility
EPA	- Environmental Protection Agency
EPC	- Emergency Procedures Coordinator
EPIPs	- Emergency Plan Implementing Procedures
EPZs	- Emergency Planning Zones
ERDS	- Emergency Response Data System
ERF	- Emergency Response Facility
ERGs	- Emergency Response Guidelines
etc.	- et cetera
ETD	- Emergency Technical Director
EWS	- Early Warning System
F	- Fahrenheit
FEMA	- Federal Emergency Management Agency
FRMAC	- Federal Radiological Monitoring and Assessment Center
FRMAP	- Federal Radiological Monitoring and Assessment Plan
FSRC	- Facility Safety Review Committee
ft	- Feet
GOV'T.	- Government
gpm	- Gallons per minute
HP	- Health Physics
HPN	- Health Physics Network (Communications System)
HRSS	- High Radiation Sampling System
HSD	- Hot Shutdown
I	- Iodine
IAW	- In accordance with
i.e.	- That is [From Latin id est]
IEIN	- Inspection and Enforcement Information Notice (NRC)
I/O	- Input/Output
ISFSI	- Independent Spent Fuel Storage Installation
ITS	- Improved Technical Specifications
JDG	- Job Demonstration Guide
JIC	- Joint Information Center
KI	- Potassium Iodide
Kr	- Krypton

KW	-	Kilowatt
LAN	-	Local Area Network
LCO	-	License Condition of Operation
LEOF	-	Local Emergency Operations Facility
LMC	-	Local Media Center
LOCA	-	Loss of Coolant Accident
LW	-	Liquid Waste System
MCL	-	Management Counterpart Link
MCVH	-	Medical College of Virginia Hospital
MIDAS	-	Meteorological Information and Dose Assessment System
mph	-	Miles per hour
mR/hr	-	Millirem per hour
MSL	-	Mean Sea Level
Mwe	-	Megawatt electric
MWt	-	Megawatt thermal
N/A	-	Not applicable
NAEP	-	North Anna Emergency Plan
NANIC	-	North Anna Nuclear Information Center
NAPS	-	North Anna Power Station
NDT	-	Nil Ductility Transition
NEP	-	Nuclear Emergency Preparedness
NRC	-	Nuclear Regulatory Commission
NPSEPT	-	Nuclear Power Station Emergency Preparedness Training
NSSS	-	Nuclear Steam Supply System
OBE	-	Operating Basis Earthquake
ODCM	-	Offsite Dose Calculation Manual
OPX	-	Off-Premises exchange (Communications System)
OSC	-	Operational Support Center (Onsite Operations Assembly Area)
PAGs	-	Protective Action Guides
PBX	-	Private Branch exchange (Communications System)
PCS	-	Plant Computer System
Pk.	-	Package
PLS	-	Plus Local Support
PMCL	-	Protective Measures Counterpart Link
PORV	-	Power Operated Relief Valve
psi, psia, psig	-	Pounds per square inch, psi absolute, psi guage

RAA	- Remote Assembly Area
RAC	- Radiological Assessment Coordinator
RAD, Rad, rad	- Radiological Assessment Director, radiation or radiological depending on context
RCP	- Reactor Coolant Pump
RCS	- Reactor Coolant System
Rem	- Roentgen Equivalent Man
RERP	- Radiological Emergency Response Plan
R/hr	- Roentgen per hour
RHR	- Residual Heat Removal
RIC	- Richmond International Concourse (Airport)
RM, RMS	- Radiation monitor or Radiation Monitoring System depending on context
RO	- Reactor Operator
RPS	- Radiation Protection Supervisor
RSCL	- Reactor Safety Counterpart Link
Ru	- Ruthenium
RVLIS	- Reactor Vessel Level Indication System
Rx	- Reactor
SCBA	- Self contained breathing apparatus
SEM	- Station Emergency Manager
SEP	- Station Emergency Plan
SI	- Safety Injection
SN	- Serial number
SONET	- Synchronous Optical Network
SPDS	- Safety Parameter Display System
SRO	- Senior Reactor Operator
SSSC	- Sealed Surface Storage Cask
STA	- Shift Technical Advisor
SW	- Service Water system
Te	- Tellurium
TR	- Technical Requirement (from Technical Requirements Manual)

T.S.,	
Tech Specs	- Technical Specification(s)
TEDE	- Total Effective Dose Equivalent
THY	- Thyroid
TLD	- Thermoluminescent Dosimeter
TSC	- Technical Support Center
μCi	- Micro (μ) Curie
UFSAR	- Updated Final Safety Analysis Report
UHF	- Ultrahigh frequency (radio)
U.S.	- United States
V	- Volts
VCU	- Virginia Commonwealth University
VCUMC	- Virginia Commonwealth University Medical Center
VG	- Vents – Gaseous
VPAP	- Virginia Power Administrative Procedure
WAN	- Wide Area Network
Xe	- Xenon
X/Q	- Chi/Q; Dilution and dispersion factor, seconds per cubic meter

NORTH ANNA POWER STATION
EMERGENCY PLAN

SECTION 2

SCOPE AND APPLICABILITY

<u>Part</u>	<u>Subject</u>	<u>Page No.</u>
2.1	Site Specifics	2.2
2.2	Emergency Plan	2.2
2.3	North Anna Hydroelectric Unit	2.3

2.0 SCOPE AND APPLICABILITY

2.1 SITE SPECIFICS

The North Anna Power Station consists of two units, each of which includes a three loop pressurized light water reactor, nuclear steam supply system (NSSS) and turbine generator furnished by Westinghouse Electric Corporation. The balance of the station was designed and constructed by the Company with the assistance of its Architect/Engineer, the Stone and Webster Engineering Corporation. Each reactor unit design output is limited to maximum power level stated in the current Operating License.

The units are located on a peninsula on the southern shore of Lake Anna in Louisa County approximately 40 miles North Northwest of Richmond, Virginia; 38 miles East of Charlottesville, Virginia; and 24 miles Southwest of Fredericksburg, Virginia. Cooling water, contained by an earthen dam structure, is obtained from the 17 mile long North Anna Reservoir. An Independent Spent Fuel Storage Installation (ISFSI) is located on the plant site.

2.2 EMERGENCY PLAN

The North Anna Power Station Emergency Plan (the Plan) describes the organization, facilities, emergency response measures, and functional interfaces with offsite agencies which can be used to respond to a broad range of defined emergencies. The organization has well defined responsibilities and specific authorities which provide for effective control and coordination of the emergency response, both onsite and offsite. The organization is augmented, as required, to address situations with the most serious potential consequences.

The Plan is formulated for compatibility with existing local, State, and Federal response organizations which may render emergency assistance. A coordinated response effort between the company and other agencies supports the mutual goals of protecting public health and safety and of minimizing damage to both public and private properties.

The basic purposes of the Plan are as follows:

- 1) To define potential types of emergencies;
- 2) To establish an organization for managing an emergency;
- 3) To provide measures for coping with an emergency;
- 4) To provide facilities from which to perform selected measures;
- 5) To provide for a recovery program following an emergency; and,
- 6) To provide methods for maintaining the Plan active and current.

Emergency Plan Implementing Procedures (EPIPs) provide instructions for accomplishing the provisions established in the Plan. The procedures guide the classification of the emergency, provide for offsite notifications, and activation of the full response organization. They also provide techniques for estimating the consequences of offsite releases and making recommended Protective Action Recommendations.

The Plan satisfies the emergency plan requirements for the North Anna ISFSI under provisions of Title 10 of the Code of Federal Regulations, Part 72, Subpart B, Section 32, Subsection (c).

2.3 NORTH ANNA HYDROELECTRIC UNIT

In addition to the North Anna Emergency Plan, an Emergency Action Plan has been prepared for the North Anna Hydroelectric Plant. The North Anna Hydroelectric Plant, a small hydroelectric generating unit of 855KW capacity, is operated by Dominion and located on the North Anna River at the Lake Anna Dam (approximately 5.5 miles Southeast of the North Anna Power Station).

The North Anna Hydroelectric Plant Emergency Action Plan was prepared to conform with the provisions of Title 18 of the Code of Federal Regulations, Part 12, Subpart C, and was developed in consultation and cooperation with Federal, State, and local agencies responsible for public health and safety.

The action Plan includes provisions for notifying State and downstream counties that may be affected by a classified project (dam) emergency. It also sets forth procedures to be followed by station personnel to control the emergency and to notify the appropriate authorities.

In order to meet the requirements of 18 CFR Part 12, Subpart C, provisions for operation of spillway equipment concurrent with an incident at North Anna Power Station is addressed as part of this plan. Should a (nuclear) station emergency occur, the Auxiliary Operator(s) shall remain at the dam to ensure proper operation of spillway gates, unless contacted by Security or Operations to evacuate because of safety reasons.

NORTH ANNA POWER STATION
EMERGENCY PLAN

SECTION 3

SUMMARY OF EMERGENCY PLAN

<u>Part</u>	<u>Subject</u>	<u>Page No.</u>
3.0	Summary of Emergency Plan	3.2

3.0 SUMMARY OF EMERGENCY PLAN

Types of emergencies are divided into four classifications which cover a broad spectrum of potential occurrences. The classifications range from a "Notification of Unusual Event", in which offsite officials are notified of an unusual condition, through "General Emergency," in which onsite and offsite evacuation may be required and a major state of emergency exists. This classification scheme is compatible with existing State and local plans.

An emergency response organization is established with specific duties and responsibilities defined, and points of contact between onsite and offsite supporting agencies are designated. Augmentation of the emergency organization will occur at "Alert" and higher levels, and includes activation of both station and corporate emergency response teams. Provisions for prompt notification of State, Local and Federal agencies are established and include pre-planned information which may be required for offsite agency response.

Methods and procedures provide corrective and protective actions including evaluation of the operability of the unaffected unit. The use of protective equipment, protective action guides and exposure limits are also pre-specified. The facilities available for assessment and management of the emergency consist of onsite and offsite response facilities, communication systems, and portable or fixed equipment and systems for detection and measurement of those parameters causing or resulting from the emergency. Medical facilities are also available.

A recovery program describes the organization and procedural approach required to re-start the affected unit. The recovery program provides guidance for relaxing protective measures that have been instituted and requires the periodic estimation of total population exposure.

The Emergency Plan and Emergency Plan Implementing Procedures are reviewed annually. The Facility Safety Review Committee (FSRC) shall evaluate the review and may provide additional recommendations as necessary. Periodic drills and exercises involving communications, fire-fighting, radiological monitoring and Health Physics activities are routinely conducted. A joint exercise involving participation by State and local response agencies will be held on even-numbered years at North Anna (on odd-numbered years, the State participates at Surry) to ensure all major elements of the Plan are tested within a six year period. Federal response agencies may also participate in these joint exercises. Critiques of each implementation of the Plan allow for critical reviews of technique, methods, and shortcomings. Improvements will be factored into the Plan and/or Implementing Procedures through revisions.

NORTH ANNA POWER STATION
EMERGENCY PLAN

SECTION 4

EMERGENCY CONDITIONS

<u>Part</u>	<u>Subject</u>	<u>Page No.</u>
4.0	Emergency Conditions	4.2
4.1	Spectrum of Postulated Accidents	4.2
4.2	Emergency Classification System	4.3
4.3	State and Local County Emergency Classification System	4.8
4.4	Requirements For Written Summaries of Emergency Events	4.8

4.0 EMERGENCY CONDITIONS

The following guidelines describe the criteria used by station personnel in classifying or determining the type of an emergency. The types of potential accidents or emergencies can be numerous and vary in magnitude. Accordingly, the classification system is wide-ranged, although flexible and straight forward. The four classifications are defined in accordance with Appendix 1 of NUREG 0654, "Criteria for Preparation and Evaluation of Radiological Emergency Response Plans and Preparedness in Support of Nuclear Power Plants." The classification system is not intended to include minor deviations during normal operation. Furthermore, it may be discovered that an event or condition, which met the classification criteria, had existed, but that the basis for the emergency class no longer exists at the time of discovery. For example, the event may have rapidly concluded or been discovered during a post-event review. As discussed in NUREG-1022, "Event Reporting Guidelines: 10 CFR 50.72 and 50.73" (Revision 1), actual declaration of an emergency class is not necessary in these circumstances, although notification to the Nuclear Regulatory Commission and Virginia Department of Emergency Management is warranted.

4.1 SPECTRUM OF POSTULATED ACCIDENTS

The spectrum of emergencies peculiar to nuclear power stations range from accidents with minor implications on health and safety to the postulation of major occurrences resulting in the release of significant quantities of radioactive material. Examples of minor accidents include unplanned or uncontrolled releases of small amounts of radioactive material in excess of allowable limits as well as equipment malfunctions.

Major occurrences, though not expected to take place, have been postulated for planning and design purposes because their consequences could include the potential for release of significant amounts of radioactive material. The range of conditions in Appendix 1 to NUREG-0654 and Section 15 of the North Anna Updated Final Safety Analysis Report (UFSAR) have been included in the classification system of this Plan.

Of the Condition IV - Limiting Faults analyzed in the UFSAR, three are considered to have the potential for releasing significant amounts of radioactivity. These are the loss of coolant accident, the steam generator tube rupture accident and the fuel handling accident. The nature of these three accidents is such that a safety analysis can produce results which vary considerably in the radiological consequences. The analysis results depend on assumptions used concerning such items as the status of primary coolant radioactivity content, meteorological conditions, or performance of station safety systems. The UFSAR makes very conservative estimates of the consequences. The Emergency Plan Implementing Procedures are written in anticipation of having to contend with these worst case consequences.

4.2 EMERGENCY CLASSIFICATION SYSTEM

Emergency conditions which may develop will be categorized as one of the following emergency classifications (defined in Section 1 of this plan):

1. Notification of Unusual Event.
2. Alert.
3. Site Area Emergency.
4. General Emergency.

The Notification of Unusual Event classification requires notification of appropriate offsite support groups and station management personnel that an abnormal condition exists at the station. The purpose of this notification is to increase the awareness of key offsite support organizations and station management of a condition which can currently be managed by the onsite resources, but which could escalate to a more serious condition. The on-shift operations personnel are assigned response tasks in accordance with the pre-augmentation organization responsibilities defined in Section 5 of this plan.

The Alert classification is indicative of a more serious condition which has the potential for radioactive release. As a result, the emergency response organization is notified to augment onsite resources and activate corporate emergency response facilities.

The Site Area Emergency classification reflects conditions where some significant radiation releases are likely or are occurring, but where a core melt situation is not currently indicated. In this situation, there would be full mobilization in the nearsite environs of monitoring teams and associated communications. A Site Area Emergency can be declared for reasons other than radiological releases.

The General Emergency classification is indicative of actual or imminent substantial core degradation or melting with the potential for loss of containment, or non-radiological events which could endanger public health and/or safety. Within fifteen minutes of declaring a General Emergency, predetermined protective action recommendations will be made to the State based on plant and meteorological conditions.

Tables 4.1 - 4.4 list the initiating conditions for each emergency classification. The Emergency Action Level Matrix groups these conditions by event category for easy reference and identification. For each condition, specific indications available from instruments and unit operating response are defined in the matrix to confirm that the proper thresholds have been met for declaring a given classification. Once indications are available to plant operators that an emergency action level has been exceeded, the event is promptly assessed and classified, and the corresponding emergency classification level is declared. This declaration occurs as soon as possible and within 15 minutes of when these indications become available.

TABLE 4.1

INITIATING CONDITIONS: NOTIFICATION OF UNUSUAL EVENT

NOTE: The alpha-numeric designator, [AAN], preceding each initiating condition below, indicates the Emergency Action Level Identifier category, emergency classification and subcategory number; respectively.

Recognition Category C – Cold Shutdown/Refueling System Malfunction

(Cold Conditions (RCS \leq 200°F) only))

- CU1a AC power capability to emergency busses reduced to a single power source for greater than 15 minutes such that any additional single failure would result in loss of all AC power to emergency busses
- CU1b Unplanned loss of required DC power for greater than 15 minutes
- CU2 Unplanned loss of RCS inventory with irradiated fuel in the Reactor Vessel
- CU3 Unplanned loss of decay heat removal capability with irradiated fuel in the Reactor Vessel
- CU4 Unplanned loss of all onsite or offsite communications capabilities
- CU5 RCS leakage
- CU6 Inadvertent criticality

Recognition Category E – Independent Spent Fuel Storage Installation (ISFSI)

- EU1 Damage to a loaded cask confinement boundary

Recognition Category F – Fission Product Barriers (Hot Conditions (RCS > 200°F) only))

- FU1 Any loss or any potential loss of Containment

Recognition Category H – Hazards

- HU1 Natural or destructive phenomena affecting the Protected Area or Main Dam
- HU2 Fire or explosion within the Protected Area boundary
- HU3 Release of toxic, corrosive, asphyxiant or flammable gases deemed detrimental to normal operation of the plant
- HU4 Confirmed security condition or threat which indicates a potential degradation in the level of safety of the plant
- HU5 None
- HU6 Other conditions existing which in the judgment of the SEM warrant declaration of a NOUE

Recognition Category R – Abnormal Radiological Release / Radiological Effluent

- RU1a Any unplanned release of liquid radioactivity to the environment that exceeds two times the radiological effluent Technical Specifications for 60 minutes or longer
- RU1b Any unplanned release of gaseous radioactivity to the environment that exceeds two times the allocated radiological effluent ODCM limits for 60 minutes or longer
- RU2 Unexpected increase in plant radiation

Recognition Category S – System Malfunction (Hot Conditions (RCS >200°F) only))

- SU1 Loss of all offsite power to emergency busses for greater than 15 minutes
- SU2 None
- SU3 Inability to reach required shutdown within Technical Specification limits
- SU4a Unplanned loss of most or all safety-related structures, systems and components annunciation or indication in the Control Room for greater than 15 minutes
- SU4b Unplanned loss of all onsite or offsite communications capabilities
- SU5 Fuel clad degradation
- SU6 RCS leakage for 15 minutes or longer
- SU7 Inadvertent criticality

TABLE 4.2
INITIATING CONDITIONS: ALERT

Recognition Category C – Cold Shutdown/Refueling System Malfunction

(Cold Conditions (RCS \leq 200°F) only))

- CA1 Loss of all offsite power and loss of all onsite AC power to emergency busses
- CA2 Loss of RCS inventory
- CA3 Inability to maintain plant in cold shutdown with irradiated fuel in the Reactor Vessel
- CA4 None
- CA5 None
- CA6 None

Recognition Category F – Fission Product Barriers (Hot Conditions (RCS > 200°F) only))

- FA1 Any loss or any potential loss of either Fuel Clad or RCS

Recognition Category H – Hazards

- HA1 Natural or destructive phenomena affecting a plant safe shutdown area
- HA2 Fire or explosion affecting the operability of plant safety-related structures, systems or components required to establish or maintain safe shutdown
- HA3 Access to a safe shutdown area is prohibited due to release of toxic, corrosive, asphyxiant or flammable gases which jeopardize operation of systems required to maintain safe operations or safely shutdown the reactor
- HA4 Hostile action within the Owner Controlled Area or airborne attack threat
- HA5 Control Room evacuation has been initiated
- HA6 Other conditions existing which in the judgment of the SEM warrant declaration of an Alert

Recognition Category R – Abnormal Radiological Release / Radiological Effluent

- RA1 Any unplanned release of gaseous or liquid radioactivity to the environment that exceeds 200 times the radiological effluent Technical Specifications for 15 minutes or longer
- RA2a Damage to irradiated fuel or loss of water level that has or will result in the uncovering of irradiated fuel outside the Reactor Vessel
- RA2b Release of radioactive material or increases in radiation levels within the facility that impedes operation of systems required to maintain safe operations or to establish or maintain cold shutdown

Recognition Category S – System Malfunction (Hot Conditions (RCS >200°F) only))

- SA1 AC power capability to emergency busses reduced to a single power source for greater than 15 minutes such that any additional single failure would result in loss of all AC power to emergency busses
- A2 Automatic trip fails to shutdown the reactor and the manual actions taken from the reactor control console are successful in shutting down the reactor
- SA3 None
- SA4 Unplanned loss of most or all safety-related structures, systems and components annunciation or indication in Control Room with EITHER (1) a significant transient in progress, OR (2) compensatory non-alarming indicators are unavailable
- SA5 None
- SA6 None
- SA7 None

TABLE 4.3
INITIATING CONDITIONS: SITE AREA EMERGENCY

Recognition Category C – Cold Shutdown/Refuel System Malfunction
(Cold Conditions (RCS \leq 200°F) only))

CS1	None
CS2	Loss of Reactor Vessel inventory affecting core decay heat removal capability
CS3	None
CS4	None
CS5	None
CS6	None

Recognition Category F – Fission Product Barriers (Hot Conditions (RCS > 200°F) only))

FS1	Loss or potential loss of any two barriers
-----	--

Recognition Category H – Hazards

HS1	None
HS2	None
HS3	None
HS4	Hostile action within the Protected Area
HS5	Control Room evacuation has been initiated and plant control cannot be established
HS6	Other conditions existing which in the judgment of the SEM warrant declaration of Site Area Emergency

Recognition Category R – Abnormal Radiological Release / Radiological Effluent

RS1	Offsite dose resulting from an actual or imminent release of gaseous radioactivity exceeds 100 mRem TEDE or 500 mRem thyroid CDE for the actual or projected duration of the release
RS2	None

Recognition Category S – System Malfunction (Hot Conditions (RCS >200°F)

SS1a	Loss of all offsite power and loss of all onsite AC power to emergency busses
SS1b	Loss of all vital DC power
SS2	Automatic trip fails to shutdown the reactor and manual actions taken from the reactor control console are not successful in shutting down the reactor
SS3	None
SS4	Inability to monitor a significant transient in progress
SS5	None
SS6	None
SS7	None

TABLE 4.4
INITIATING CONDITIONS: GENERAL EMERGENCY

Recognition Category C – Cold Shutdown/Refuel System Malfunction
(Cold Conditions (RCS \leq 200°F) only))

CG1	None
CG2	Loss of Reactor Vessel inventory affecting fuel clad integrity with Containment challenged and irradiated fuel in the Reactor Vessel
CG3	None
CG4	None
CG5	None
CG6	None

Recognition Category F – Fission Product Barriers (Hot Conditions (RCS > 200°F) only))
FG1 Loss of any two barriers AND Loss or potential loss of third barrier

Recognition Category H – Hazards

HG1	None
HG2	None
HG3	None
HG4	Hostile action resulting in loss of physical control of the facility
HG5	None
HG6	Other conditions existing which in the judgment of the SEM warrant declaration of General Emergency

Recognition Category R – Abnormal Radiological Release / Radiological Effluent

RG1	Offsite dose resulting from an actual or imminent release of gaseous radioactivity exceeds 1000 mRem TEDE or 5000 mRem thyroid CDE for the actual or projected duration of the release using actual meteorology
RG2	None

Recognition Category S – System Malfunction (Hot Conditions (RCS >200°F)

SG1	Prolonged loss of all offsite power and prolonged loss of all onsite AC power to emergency busses
SG2	Automatic trip and all manual actions fail to shutdown the reactor and indication of an extreme challenge to the ability to cool the core exists
SG3	None
SG4	None
SG5	None
SG6	None
SG7	None

NOTE: The appropriate Protective Action Recommendations for the preceding conditions **MUST BE** provided to the State within 15 minutes following the declaration of a General Emergency.

4.3 STATE AND LOCAL COUNTY EMERGENCY CLASSIFICATION SYSTEM

The Commonwealth of Virginia Radiological Emergency Response Plan (COVERERP) emergency classification system defines two levels based on projected radiological doses resulting from the release of radioactive materials from a fixed nuclear facility. The company will provide projected radiological doses based on plant parameters and meteorological conditions. Provisions are in the COVERERP for dose assessments within 50 miles of the station for the ingestion of radioactive material via the food pathway.

Thresholds used for protective action determination are based on projected doses recommended in Table 2.1 of EPA-400-R-92-001, "Manual of Protective Action Guides and Protective Actions for Nuclear Incidents", as implemented by the Commonwealth of Virginia.

4.4 REQUIREMENTS FOR WRITTEN SUMMARIES OF EMERGENCY EVENTS

NUREG-0654, Appendix 1 establishes the guidance for providing written summaries of emergency events to offsite authorities. A written summary is provided to the Commonwealth of Virginia Department of Emergency Management (DEM) following activation of the North Anna Emergency Plan. The schedule for submitting the written summary for a Notification of Unusual Event is within 72 hours following declaration. For any other classification, the schedule for submitting the written summary is within 8 hours following termination. This schedule was established with the concurrence of DEM and subsequent notification to the NRC (reference Letter, Serial Number 84-302, dated 5-31-84).

NORTH ANNA POWER STATION
EMERGENCY PLAN

SECTION 5

ORGANIZATIONAL CONTROL OF EMERGENCIES

<u>Part</u>	<u>Subject</u>	<u>Page No.</u>
5.0	Organizational Control of Emergencies	5.3
5.1	Normal Station Organization	5.3
5.2	Onsite Emergency Organization	5.4
5.2.1	Emergency Position and Team Descriptions	5.5
5.2.1.1	Station Emergency Manager	5.5
5.2.1.2	Emergency Communicator	5.5
5.2.1.3	Emergency Procedures Coordinator	5.6
5.2.1.4	Emergency Operations Director	5.6
5.2.1.5	Emergency Maintenance Director	5.6
5.2.1.6	Emergency Technical Director	5.6
5.2.1.7	Shift Technical Advisor	5.6
5.2.1.8	Emergency Administrative Director	5.7
5.2.1.9	Radiological Assessment Director	5.7
5.2.1.10	Radiation Protection Supervisor	5.7
5.2.1.11	Operational Support Center Director (OSC Director)	5.8
5.2.1.12	OSC Support Team	5.8
5.2.1.13	Technical Support Team	5.8
5.2.1.14	Chemistry Team	5.8
5.2.1.15	Administrative Support Team	5.8
5.2.1.16	Security Team	5.8
5.2.1.17	Dose Assessment Team	5.9
5.2.1.18	Offsite Monitoring Team	5.9
5.2.1.19	Evacuation Monitoring Team	5.9
5.2.1.20	In-Plant Monitoring Team	5.9
5.2.1.21	Sample Analysis Team	5.9
5.2.1.22	Personnel Monitoring And Decontamination Team	5.10
5.2.1.23	Onsite (Out of Plant) Monitoring Team	5.10

5.2.1.24	Fire Brigade	5.10
5.2.1.25	First Aid Team	5.10
5.2.1.26	Damage Control Team	5.10
5.2.1.27	Search and Rescue Team	5.10
5.3	Augmentation of Onsite Emergency Organization	5.11
5.3.1	CERT Notification and Response	5.11
5.3.1.1	Environmental Monitoring	5.12
5.3.1.2	Logistics Support for Emergency Personnel	5.12
5.3.1.3	Technical Support for Planning and Re-entry/Recovery Operations	5.12
5.3.1.4	Interface with Governmental Authorities	5.12
5.3.1.5	Release of Information to News Media	5.12
5.3.2	Vendor and Supplemental Personnel	5.12
5.3.3	Local Services Support	5.13
5.4	Coordination with Participating Government Agencies	5.13
5.4.1	Commonwealth of Virginia Department of Emergency Management	5.15
5.4.2	Commonwealth of Virginia Department of Health	5.15
5.4.3	Additional State Agency Support	5.15
5.4.4	Louisa County	5.16
5.4.5	Spotsylvania, Caroline, Hanover, and Orange Counties	5.16
5.4.6	Counties and Cities Within the Fifty Mile Ingestion Emergency Planning Zone	5.17
5.4.7	Federal Radiological Monitoring and Assessment Center (FRMAC) Operations Plan	5.17
Table 5.1	Minimum Shift Manning Requirements	5.18
Table 5.2	Emergency and Recovery Corporate Response Required for Nuclear Station Emergencies (Alert Status And Above)	5.21
Table 5.3	Cities and Counties Within the North Anna 50 Mile Emergency Planning Zone	5.22
Figure 5.1	Station Emergency Organization Prior to Augmentation	5.23
Figure 5.2	Station Emergency Organization Following Augmentation	5.24
Figure 5.3	Station to Support Group Interface Prior to Augmentation of the Onsite Emergency Organization	5.25
Figure 5.4	Station to Support Group Interface After LEOF Activation	5.26

5.0 ORGANIZATIONAL CONTROL OF EMERGENCIES

An integral part of this Emergency plan is to assure that classifications of Notification of Unusual Event, Alert, Site Area Emergency, and General Emergency are consistently made in a timely manner. All employees are instructed to contact the Shift Manager to report any emergency. This notification and the information available to the Shift Manager in the Control Room enable a timely classification of the emergency and subsequent actions.

The Shift Manager or Unit Supervisor initially acts in the capacity of the Station Emergency Manager (SEM) and takes actions as outlined in the EPIPs. If required by the emergency classification, or if deemed appropriate by the Station Emergency Manager, emergency response personnel will be notified and instructed to report to their emergency response locations. The Shift Manager is relieved as Station Emergency Manager when the Site Vice President or his designated alternate reports to the station (normally to the Control Room) and is updated as to the status of the unit, the emergency actions taken, and the current status of the emergency. Following this relief, the Station Emergency Manager may relocate to the onsite Technical Support Center (TSC).

The Local Emergency Operations Facility (LEOF) is activated concurrent with the TSC. The LEOF is staffed by station and corporate personnel, including the Recovery Manager, who directs the activities of this facility. Once the LEOF is staffed, the Recovery Manager becomes the liaison between the in-plant emergency organization headed by the Station Emergency Manager and the Corporate Emergency Response Team (CERT). The Recovery Manager is responsible for ensuring the LEOF communicates emergency status to the State and local governments, directs the efforts of the offsite monitoring teams, makes radiological assessments, recommending offsite protective measures to the State, and arranging through the CERT for dispatch of any special assistance or services requested by the station. Specific information relating to the staffing and reporting structure of the LEOF organization is provided in the Corporate Emergency Response Plan (CERP).

The Recovery Manager reports to the Corporate Response Manager who directs the activities of the CERT at the Corporate Emergency Response Center (CERC). The CERC will be activated at the ALERT or higher emergency classification. The Corporate Response Manager is a senior level company representative who is responsible to the President of the Company for the total execution of the company's emergency response effort. He has the ultimate authority to commit company resources and set policy as part of managing the long term recovery effort. More detailed information on the composition of the CERT and their responsibilities is provided in the CERP.

5.1 NORMAL STATION ORGANIZATION

The Site Vice President is ultimately responsible for the operation of the Station. The minimum staff required to conduct Station operation is maintained at the station at all times. For purposes of the Emergency Plan, the on-shift manning is assumed to be on back-shift because the normal station complement of personnel is only present during regular duty hours on scheduled work days.

The basic shift (back-shift) complement of personnel is comprised of Operations, Health Physics, Chemistry, and Security personnel with coverage by Maintenance on designated shifts. In addition, technical/engineering support is available on all shifts from the Shift Technical Advisor (STA). Station administrative procedures provide the details of the normal station organization including reporting relationships.

5.2 ONSITE EMERGENCY ORGANIZATION

The first line of control in an emergency at North Anna Power Station lies with the on-shift personnel. The shift complement is staffed with personnel qualified to take the initial actions necessary to respond to an emergency. The organizational relationship of the on-shift emergency organization prior to augmentation is shown in Figure 5.1. Coverage by the Chemistry Team and the Damage Control Team would be provided on an as needed basis. However, augmentation of the onsite emergency organization will specifically provide such coverage. Also, personnel assigned to the Search and Rescue Team, the First Aid Team, and the Fire Brigade may be assigned other functions until their services are required. The capability of the on-shift personnel to effectively manage an emergency is assured by the timely call out of supplementary emergency response personnel. The capabilities of the assigned on-shift personnel are adequate to assess the condition of the affected unit(s) and take initial mitigative actions in accordance with emergency operating procedures including corrective actions necessary to implement procedures consistent with operations personnel training. Additionally, on-shift personnel make notifications to off-site authorities and initiate a call out of supplementary emergency response personnel as required. The EIPs are used to procedurally control these actions.

A detailed analysis of on-shift personnel assigned emergency plan implementation functions was performed under provisions of 10 CFR 50 Appendix E Part IV.A.9. This analysis determined the staff complement listed in the on-shift column of Table 5.1 can adequately perform required emergency response actions in a timely manner until augmenting ERO staff is required to arrive. This analysis considered a spectrum of events, including UFSAR Condition IV events requiring augmented ERO response, a probable aircraft threat, a design basis threat, a fire requiring Control Room evacuation and remote shutdown, a station black out, etc. This staffing analysis is incorporated by reference as a part of this emergency plan.

Should the Station Emergency Manager deem that additional emergency response personnel are needed or the emergency classification is upgraded to Alert or higher, he shall initiate the augmentation of the on shift Emergency Organization by instructing Station Security to commence callout of supplementary emergency response personnel. Table 5.1 represents the minimum number of personnel that are required to augment emergency operations and the estimated response times of these personnel.

The responsibilities of the emergency response personnel assigned on shift and those who make up the augmentation crews meet the staffing functions identified in Table B-1 of NUREG-0654. The numbers of emergency response personnel designated for both the on-shift and augmentation contingents meet or exceed the guidance. Sufficient training has been provided for the on-shift personnel to ensure that

the response actions needed to bring the affected unit(s) to a stable condition in preparation for the longer term recovery will be taken.

If an emergency occurs on one of the two units, the Shift Manager or Unit Supervisor assumes the operational responsibility for the unaffected unit. This allows the other to assume the position of Station Emergency Manager until relieved. Figure 5.2 shows the station emergency organization after full augmentation.

5.2.1 Emergency Position and Team Descriptions

The Station Emergency Organization, when fully implemented, will consist of at least the positions discussed below. Reporting relationships are as depicted in Figure 5.2. Additional personnel may be designated by Station Management as emergency responders providing special expertise deemed beneficial, but not mandatory, to the planned response. The individuals assigned as interim, primary and alternate responders for the emergency positions will be designated by Station Management based on the technical requirements of the position. Guidance for selection of emergency responders is provided in administrative procedures. Designated individuals will receive training in accordance with Section 8 of the North Anna Emergency Plan.

5.2.1.1 Station Emergency Manager

The Station Emergency Manager (SEM) has the responsibility of managing and directing emergency operations during the course of the emergency. The SEM initially operates from the Control Room and then transitions to the Technical Support Center. The SEM ultimately reports to the Recovery Manager, once augmented. SEM responsibilities shall include, but not be limited to:

- 1) Classifying the emergency,
- 2) Authorizing notification to the NRC, State and local agencies of the emergency status,
- 3) Recommending protective measures,
- 4) Authorizing emergency exposure limits,
- 5) Activating emergency personnel and facilities,
- 6) Reducing power or shutting down both reactors,
- 7) Committing company funds as necessary,
- 8) Acquiring emergency equipment or supplies,
- 9) Ordering site evacuation,
- 10) Restricting access to the site,
- 11) Notifying company management,
- 12) Implementing work schedules, and
- 13) Directing onsite emergency activities.

Items 1 through 4 above **MAY NOT BE DELEGATED**. Upon activation of the LEOF, the Recovery Manager will be responsible for assuming the non-delegatable responsibilities of notifying State and local governments of the emergency status, and for recommending offsite protective measures to the State.

5.2.1.2 Emergency Communicator

The Emergency Communicators report to the SEM in the Control Room prior to activation of the TSC, and to the TSC after its activation. The duties of the Emergency communicators are to initially notify and periodically update the Emergency Operations Centers of the counties within the 10-mile Emergency Planning Zone, the State Department of Emergency Management (DEM), and the NRC. Upon activation of the LEOF, the LEOF staff becomes responsible for notification of State and local governments. The minimum information to be conveyed is specified in the EIPs.

5.2.1.3 Emergency Procedures Coordinator

The Emergency Procedures Coordinator (EPC) will report to the SEM in the Control Room and then relocates to the TSC as part of the augmentation of the on-shift emergency organization.

The responsibilities of the EPC include:

- 1) Assisting the SEM in assuring all appropriate procedures and responses are initiated,
- 2) Monitoring emergency action level entry conditions,
- 3) Assisting the SEM in maintaining a working document of the controlling EPIP procedures and other appropriate procedures,
- 4) Assisting the SEM in obtaining all procedures generated as a result of the emergency,
- 5) Reviewing procedures for accuracy and completeness, and
- 6) Assisting in the preparation of these documents for review by the Facility Safety Review Committee.

5.2.1.4 Emergency Operations Director

The Emergency Operations Director (EOD) reports to the SEM in the Technical Support Center as part of the augmentation of the on-shift emergency organization. His duties include directing the activities of Operations personnel, advising the SEM on emergency operations, and directing the development of procedures necessary for conducting emergency operations.

5.2.1.5 Emergency Maintenance Director

The Emergency Maintenance Director (EMD) reports to the SEM in the TSC as part of the augmentation of the on-shift emergency organization. The EMD is responsible for advising the SEM on emergency maintenance activities including prioritization, status and providing interface with the Operational Support Center (OSC) Director (when necessary).

5.2.1.6 Emergency Technical Director

The Emergency Technical Director (ETD) reports to the SEM in the TSC as part of the augmentation of the on-shift emergency organization. He directs the activities of the Technical Support Team. The Emergency Technical Director will analyze mechanical, electrical, instrumentation and control, hydraulic, thermodynamic, and reactor physics problems, and develop solutions to the problems. He shall provide technical support to the SEM and assist in developing procedures necessary for conducting emergency operations and maintenance.

5.2.1.7 Shift Technical Advisor

The Shift Technical Advisor (Control Room) will remain in the Control Room to advise the Shift Manager or Unit Supervisor on operations activities. He also provides engineering support until the Technical Support Team is staffed. Shift Technical Advisor (STA) coverage is provided on a 24-hour per day, 7-days per week on-shift basis to enable timely assistance in the Control Room.

5.2.1.8 Emergency Administrative Director

The Emergency Administrative Director (EAD) reports to the SEM in the TSC as part of the augmentation of the on-shift emergency organization. He directs activities of the Administrative Support Team and advises the Station Emergency Manager on emergency First Aid, Fire Protection, Security, Administrative and Logistical Support activities. He coordinates the acquisition of equipment, supplies, personnel, and other assistance needed to cope with the emergency. He also ensures that the TSC log keeper maintains a chronological record of key events.

5.2.1.9 Radiological Assessment Director

The Radiological Assessment Director (RAD) reports to the Station Emergency Manager in the Technical Support Center after relieving the interim director who was the Senior Radiological Protection representative on-site at the initiation of the emergency. He directs the activities of the Radiation Protection Supervisor in maintaining the Radiation Protection Program on-site during an emergency. He also directs the activities of the Dose Assessment Team and Offsite Monitoring Teams in determining offsite consequences of radiological releases until control is assumed by the Radiological Assessment Coordinator (RAC) at the LEOF.

Other duties of the Radiological Assessment Director are to provide the status of offsite releases to the Station Emergency Manager, to direct the activities of the Chemistry Team (following augmentation), to evaluate radiological conditions and recommend onsite and offsite protective actions to the Station Emergency Manager, to provide recommendations and Health Physics coverage for onsite corrective actions, to direct decontamination efforts, and to provide advice and monitoring for evacuation of on-site personnel.

5.2.1.10 Radiation Protection Supervisor

The position of Radiation Protection Supervisor will be filled upon augmentation of the on-shift emergency organization. The Radiation Protection Supervisor normally operates from the Station Health Physics office and reports to the Radiological Assessment Director. The Radiation Protection Supervisor directs the activities of the In Plant Monitoring Team, the Sample Analysis Team, the Personnel Monitoring and Decontamination Team, the Onsite (Out of Plant) Monitoring Team, and the Evacuation Monitoring Team. He will also provide radiological support, as needed, to the Fire Brigade, First Aid Team, Search and Rescue Team, and the Damage Control Team. Additional duties include evaluating onsite radiological conditions, ensuring that appropriate monitoring and sampling is performed, checking that appropriate personnel monitoring is performed and personnel exposures are evaluated, and maintaining dose records.

He shall also recommend onsite protective measures to the Radiological Assessment Director and provide him with survey results and sample analysis results needed for offsite dose assessment.

5.2.1.11 Operational Support Center Director (OSC Director)

Upon augmentation of the on-site shift, the position of OSC Director will be manned. He will base his activities from the Operational Support Center and shall report to the Station Emergency Manager, normally through the EMD. The duties and responsibilities of the OSC Director include directing the activities of the Operational Support Team, planning, scheduling and material requisitioning in support of damage control tasks and development of procedures necessary for conducting emergency maintenance. The OSC Director is also responsible for dispatch and control of the Reserve Fire Brigade, the Reserve First Aid Team, the Damage Control Team, the Search and Rescue Team and standby operations personnel.

5.2.1.12 OSC Support Team

The OSC Support Team will operate out of the OSC under the direction of the OSC Director after augmentation of the on-shift emergency organization. The OSC Support Team plans required maintenance evolutions, develops emergency maintenance procedures, arranges for material acquisition, and can direct the efforts of the Damage Control Teams, if activated.

5.2.1.13 Technical Support Team

The Technical Support Team will operate out of the TSC under the direction of the ETD after augmentation of the on-shift emergency organization. The Team members include an Operational Advisor, a Reactor Engineer, a Mechanical and an Electrical Engineer. The on-duty Shift Technical Advisor has the required training to provide technical support until the Team is fully manned.

The Team shall assist the ETD in analyzing electrical, mechanical, instrumentation and control, chemistry, reactor physics, hydraulic and thermodynamic problems and in developing solutions to the problems. The Team shall also assist in developing procedures necessary to deal with the emergency condition.

5.2.1.14 Chemistry Team

The Chemistry Team, after augmentation, reports to the RAD/designee and operates out of the Chemistry area of the Station.

The Chemistry Team will conduct liquid and gaseous sampling, and sample analysis, as directed.

5.2.1.15 Administrative Support Team

The Administrative Support Team will assist the Emergency Administrative Director on emergency fire protection, security, administrative and logistical support activities. The Team will also provide clerical and records support.

If the emergency is Security related, the Administrative Support Team Leader may report directly to the Station Emergency Manager. In a fire or first aid emergency, the Safety/Loss Prevention representative may transfer from the Administrative Support team and report directly to the Station Emergency Manager.

5.2.1.16 Security Team

The Security Team reports to the EAD. The Team will maintain personnel accountability, provide site access control, and provide station security. The Team will also maintain liaison and communications with local law enforcement agencies in accordance with procedural guidelines or when directed to do so by the Station Emergency Manager.

5.2.1.17 Dose Assessment Team

This Team will operate out of the TSC under the direction of the RAD. The Dose Assessment Team maintains contact with and transmits instructions to Offsite Monitoring Teams, performs offsite dose assessment calculations, and provides the Radiological Assessment Director with offsite release calculations and dose projections. The Team will also assign an individual to transmit Health Physics and environmental information to the NRC using the Health Physics Network (HPN) phone, until the LEOF is activated.

Once the LEOF is activated the Dose Assessment Team Leader will report the results of the offsite releases and dose projections to date to the RAC. The Dose Assessment Team Leader will also inform the RAC of the locations of the Offsite Monitoring Teams and of the current data received from these teams.

Control of Offsite Monitoring Teams and responsibility for making HPN notifications will transfer to the LEOF. The Dose Assessment Team will then provide support to the RAD regarding onsite response and interface with the LEOF.

5.2.1.18 Offsite Monitoring Teams

These Teams will report to the Dose Assessment Team in the TSC or to the RAC in the LEOF, once activated. These Teams will provide offsite monitoring and sample collection as directed by the Dose Assessment Team or the RAC.

5.2.1.19 Evacuation Monitoring Team

This Team is under the direction of Radiation Protection Supervisor and is activated at the Remote Assembly Area only if a site evacuation is ordered.

The duties of this Team include monitoring station personnel at the Remote Assembly Area following a site evacuation, collecting evacuated personnel dosimetry, and decontaminating personnel as necessary.

5.2.1.20 In-Plant Monitoring Team

The In-Plant Monitoring Team reports to the Radiation Protection Supervisor in the Station Health Physics Office. This Team will perform monitoring and sample collection inside the protected area. The team will also provide monitoring services to the Search and Rescue Team, the Damage Control Team, the Fire Brigade, and the First Aid Team, if required.

5.2.1.21 Sample Analysis Team

The Sample Analysis Team reports to the Radiation Protection Supervisor in the Station Health Physics Office. The team shall analyze samples collected offsite as well as post accident liquid and gaseous samples.

5.2.1.22 Personnel Monitoring and Decontamination Team

This Team reports to the RPS in the Station HP Office. The Team will monitor personnel, decontaminate personnel, and provide monitoring services to the Search and Rescue Team, the Damage Control Team, the Fire Brigade, and the First Aid Team, if required.

5.2.1.23 Onsite (Out of Plant) Monitoring Team

This Team reports to the RPS and operates out of the Station HP Office. The team will perform monitoring and sample collection within the site boundary but outside the protected area.

5.2.1.24 Fire Brigade

The Fire Brigade members arriving at the Station to augment the on-shift Fire Brigade will report to the Loss Prevention Coordinator in the OSC and remain there until their services are needed. Upon activation, the Team reports to the Loss Prevention Coordinator, Station Emergency Manager or responsible Emergency Director, as needed.

The Fire Brigade will combat fires in accordance with the Station Fire Protection Program. The on-shift Fire Brigade members with other duties will not report to the OSC, but will remain in their normal duties unless called out to combat a fire.

5.2.1.25 First Aid Team

The First Aid Team members reporting to the Station to augment the on-shift First Aid Team will report to the Loss Prevention Coordinator in the OSC and remain there until their services are needed. Upon activation, the Team reports to the Loss Prevention Coordinator, Station Emergency Manager or responsible Emergency Director, as needed.

The Team will respond to first aid emergencies in accordance with the Station Administrative Procedures and in accordance with standard first aid practices.

The on-shift First Aid Team members will remain in their normal duties unless activated to respond to a first aid emergency.

5.2.1.26 Damage Control Team

The Damage Control Team will report to the OSC Director. When their support is required, the team will report to the EMD or the responsible emergency director as needed.

The Damage Control Team will perform emergency assessment and repairs. The Team composition will be determined by the technical expertise required to address the specific problem. Personnel capable of dealing with mechanical, electrical, or instrumentation problems will be assigned to the Team.

5.2.1.27 Search and Rescue Team

This Team will report to the OSC Director in the OSC until circumstances require their function to be performed. Upon activation, the Team will report to the SEM, the Safety/Loss Prevention representative or the designated Emergency Director as needed.

Prior to arrival of augmentary personnel, an on-shift Fire Brigade Scene Leader will lead the Team. The Team members will be members of the Fire Brigade and the First Aid Team. The Search and Rescue Team will search for and rescue personnel following an explosion, a fire, or any other hazardous event. The Team can be used to locate personnel who are unaccounted for during an emergency.

5.3 AUGMENTATION OF ONSITE EMERGENCY ORGANIZATION

The Station Emergency Manager has the authority to request assistance from any organization which he deems necessary to mitigate the conditions causing the emergency. In addition, the Station Emergency Manager may request offsite assistance in fire fighting, rescue services, law enforcement, and medical support prior to augmentation of the onsite emergency organization (see Figure 5.3). The participating agencies and support services with whom emergency support services have been negotiated are listed, by letters of agreement, in Appendix 10.1 of this Plan.

If conditions at the Station require an Alert or higher classification, the CERC, LEOF, TSC and OSC shall be activated. The facility activation goal for the LEOF, TSC and OSC is approximately 60 minutes. The Station Emergency Manager would normally forward information or request additional support through the Recovery Manager located in the LEOF (See Figure 5.4). Upon completion of the notification, the Recovery Manager would notify the Corporate Response Manager and provide recommendations concerning additional manpower, equipment, services, and the overall participation of the Corporate Emergency Response Team (CERT). Additional resources shall be obtained through personnel assigned to the CERT. Those additional personnel directed to report to the site during the emergency shall report to either the Station Emergency Manager or Recovery Manager for assignment, as appropriate.

The Corporate Response Manager has the ultimate responsibility for directing the corporate emergency response. Corporate support would be coordinated between the Station Emergency Manager and the Recovery Manager at the LEOF. The Recovery Manager and his staff will serve as the point of contact between station personnel, the corporate emergency response staff, and governmental authorities. In the event that the LEOF becomes uninhabitable, the functions of the LEOF will be transferred to the Central EOF (CEOF) located in Glen Allen, Virginia.

5.3.1 CERT Notification and Response

The EPIPs provide for notification of Corporate Security to activate the Corporate Emergency Response Team in the Event of an Alert, Site Area Emergency or General Emergency. This will also activate the Corporate Emergency Response Plan as the team members report to the Corporate Emergency Response Center (CERC) in Glen Allen, Virginia. Upon activation of the LEOF, the Recovery Manager will become the liaison between the Station and the CERC. He will provide recommendations concerning the corporate response based on the emergency classification. The Corporate Emergency

Response Plan establishes the necessary guidelines for both the CERC and the LEOF to assist the station staff in managing the emergency. These include the following functions which may be necessary for emergency mitigation and recovery:

5.3.1.1 Environmental Monitoring

Provisions for obtaining additional environmental monitoring personnel shall be the responsibility of the CERT.

5.3.1.2 Logistics Support for Emergency Personnel

CERT Administrative Services will be responsible for all administration and logistics including accommodations, Corporate communications, purchasing, finance, commissary, sanitary, transportation, and security services.

5.3.1.3 Technical Support for Planning and Re-entry/Recovery Operations

Technical support for recovery and subsequent re-entry would be directed by the Recovery Manager. Trained technical personnel are available in the areas of nuclear fuel management, water quality, air quality, engineering, health physics, and chemistry. Additional technical support would be obtained from Surry Power Station, A/E, and NSSS vendor. Consulting services would be obtained as necessary.

Technical support for recovery and subsequent re-entry would be directed by the Recovery Manager. Trained technical personnel are available in the areas of nuclear fuel management, water quality, air quality, engineering, health physics, and chemistry. Additional technical support would be obtained from Surry Power Station, A/E, and NSSS vendor. Consulting services would be obtained as necessary.

5.3.1.4 Interface with Governmental Authorities

CERT management is responsible for contacting governmental agencies when coordinating mobilization of resources or requesting additional support. The Local Emergency Operations Facility, once activated, serves as principal point of interaction between Station and governmental authorities once they are mobilized.

5.3.1.5 Release of Information to News Media

News releases shall be coordinated with the External Affairs Department. The Chief Technical Spokesperson is responsible for meeting with the news media. Releases will be coordinated with the appropriate governmental authorities. Briefings will be conducted at the Joint Information Center in the Corporate offices and, when activated, at the Local Media Center in the North Anna Nuclear Information Center (NANIC). The process for preparing, reviewing and distributing information to the public during emergencies is detailed in the CERP.

5.3.2 Vendor and Supplemental Personnel

Support will be obtained from the A/E, the NSSS vendor, and other consultants and vendors as needed to respond to the emergency and recovery operations. Experienced personnel with in-depth expertise in Station design, engineering and construction will be obtained to aid in solving critical technical problems.

This support is normally solicited by the Corporate Response Manager or his representative. In the event of an emergency, Westinghouse (the NSSS vendor) will also be informed of the plant status. In addition, the Institute of Nuclear Power Operations can be contacted to provide sources of additional support, if necessary.

In addition, radiological count laboratory resources are available through the Commonwealth to respond to an emergency at the Station. These resources include those facilities listed below. Estimated travel times to the station are provided parenthetically:

1. University of Virginia, Charlottesville, VA (45 minutes)
2. Virginia Commonwealth Laboratories, Richmond, VA (75 minutes)
3. Virginia Commonwealth University Medical Center, Richmond, VA (75 minutes)
4. Newport News Shipbuilding & Drydock, Newport News, VA (3 1/2 hours)
5. Virginia Department of Health Radiological Health Program State Mobile Laboratory (1 hour)

If required at the time of the event, additional resources can be obtained through purchase agreements with private institutions. These agreements would not be prepared in advance, but would be negotiated on an as needed basis.

5.3.3 Local Services Support

Agreements have been arranged to provide fire fighting, rescue squad, medical and hospital services. Procedures for obtaining offsite services are provided in the EIPs. Responding rescue squads are trained in the handling, treatment, and transportation of injured personnel.

The Virginia Commonwealth University Medical Center (VCUMC) has developed an Emergency Plan designed to provide medical care in the case of a radiation emergency. The MCVH/VCU Radiation Emergency Plan supports the company's nuclear power stations in the case of occupational and/or major accidents, including contaminated personnel. In the event of a need for their support, a call ahead to VCUMC will be made to alert them to activate their Radiation Emergency Plan. A copy of the plan is maintained on file by Nuclear Emergency Preparedness Department and is incorporated into this plan by reference as Appendix 10.9.

Letters of Agreement in support of the North Anna Emergency Plan are re-negotiated once every 2 years. These agreements and new agreements will be included in Appendix 10.1 at the next plan revision. Agreement letters are limited to Federal, State, Local, and volunteer organizations. Negotiation responsibility lies with the Director Nuclear Emergency Preparedness.

5.4 COORDINATION WITH PARTICIPATING GOVERNMENT AGENCIES

The State organization for response to radiological emergencies is based on normal governmental structures and channels of communication. The Governor, in his role as Director of Emergency Management, directs the emergency response through the State Coordinator of Emergency Management. The State Coordinator of Emergency Management coordinates the overall response, and the Department of

Health provides technical advice and assistance on radiological accident assessment, protective action, radiological control, and radiological monitoring.

Responsibility for radiological emergency response rests primarily with the elected officials of local governments. As time is a major factor in realizing the benefits of protective action in the event of a radiological emergency, certain of these actions are predetermined and agreed upon by the local governing body and are implemented without delay upon notification of a radiological emergency. An Insta-phone (dedicated county and state ringdown loop), continuously monitored by the Operations Shift, with extensions available in the Control Room, TSC and LEOF, is used for normal transmission of emergency notifications to these authorities (See Section 7.2.2.5). Procedures for authentication of an emergency, via the use of restricted, unpublished call-back telephone numbers, are maintained in State and local Radiological Emergency Response Plans. When notification is received, the Commonwealth of Virginia Radiological Emergency Response Plan is implemented and the State Department of Health initiates action to assess and evaluate the radiological situation in order to provide guidance and assistance to local governments. After the initial immediate actions, subsequent protective actions are made based on the results of the State evaluation of the radiological situation and the company's recommendations. State and Federal agencies provide assistance as required. Response operations at the State level are coordinated by the Department of Emergency Management.

The State will also provide police support during activation of this plan. In the event of an emergency, the dispatcher at the State Police Headquarters in Richmond, Virginia would normally be called. The first response would most likely be from police units normally based in the local area. These resources would be supplemented by additional units dispatched from other parts of the state. The State Police would also provide traffic control and additional security.

The State Department of Game and Inland Fisheries is also part of the response to this Plan. Their role would be to assist in monitoring Lake Anna and provide knowledge of local terrain. The local County Sheriffs of Louisa and Spotsylvania counties also respond to this Plan. They can perform essentially the same functions as the State Police and coordinate their efforts with that organization.

In the event of an emergency, the Station will be in communication with the Louisa, Spotsylvania, Orange, Hanover, and Caroline Directors of Emergency Services who have the capability of activating their Emergency Operations Centers. The Station relies upon these counties to provide assistance in the event an evacuation from the site requires a remote assembly point or for any services the counties are capable of providing to mitigate the results of the emergency.

The Station will also maintain close contact with the NRC Operations Center and/or the NRC Region II offices in Atlanta, Georgia. This is an important function to ensure that accurate information and assessment of the emergency are available to the Federal Government. As a result of these communications, the NRC can best appraise their response to the emergency. In a like manner, the U.S. Department of Energy, Oak Ridge Operations, is available to provide radiological assistance to the Station.

The Station has the responsibility to provide to supporting agencies involved in the recovery of the facility or participating in controlling the emergency the necessary information to permit them to use their resources. In the case of the local counties, the Company provides communication and, when needed, training. This training takes the form of participation in drills and exercises by the county and radiological training for members of local volunteer rescue squads and fire departments. The Company and/or Station will arrange drills and exercises on a routine basis to ensure the plan is workable and to gain experience in its implementation.

The total effort of all parties involved shall be directed toward minimizing the results of an emergency and working toward the recovery of the facility with the least impact on the population at large.

5.4.1 Commonwealth of Virginia Department of Emergency Management

The State Coordinator of Emergency Management coordinates the overall response operations at the State level and performs specific duties as defined in the COVRERP.

The State Emergency Operations Center is located in Richmond, Virginia. There are local Emergency Operations Centers in Louisa and Spotsylvania Counties. The State Department of Emergency Management (DEM) will send appropriate liaison personnel to the Local Emergency Operations Facility upon activation.

5.4.2 Commonwealth of Virginia Department of Health

Department of Health personnel, in coordination with the DEM, provide technical advice and assistance on radiological accident assessment, protective actions, radiological exposure control, and radiological monitoring. (See the COVRERP for more specific information.)

Upon an Alert or higher classification, the State Department of Emergency Management will notify the, Virginia State Department of Health (Radiological Health Program). The Department of Health will implement its response procedures in accordance with the COVRERP. Included in the planned response is a team sent to the LEOF which provides direct interface between the Department of Health and the Radiological Assessment Coordinator.

The local county health department is the primary health response agency, with the State Health Department providing assistance to them as required, with emphasis on the special requirements for those individuals who are contaminated with radioactivity. Accident assessment personnel, as part of the Radiological Emergency Response Team will operate from the State EOC.

5.4.3 Additional State Agency Support

Additional State organizations having possible responsibilities in a radiological emergency are listed in COVRERP, Annex I-V to Volume II, Appendix 2, Organization. Requests for support services from these organizations will be coordinated through DEM by the SEM or the Recovery Manager.

5.4.4 Louisa County

The authority and responsibilities of Louisa County are presented in the Louisa County Radiological Emergency Response Plan (RERP). The Louisa County Radiological Emergency Response Plan applies to radiological emergencies within the county and:

- a. Assigns responsibilities to county offices and organizations for radiological emergency response and preparedness.
- b. Sets forth procedures for disseminating warning of radiological emergencies to the citizens of the county.
- c. Specifies response actions for specific emergency classifications.
- d. Delineates the policies and concepts under which the county government will operate in radiological emergency response.

Upon notification from the Station Emergency Manager, the Sheriff's Office will notify the County Coordinator of Emergency Services, or his designated representative, who shall:

- a. Check the notification from the Power Station.
- b. Initiate the key county official's alert system.
- c. Initiate public warning procedures, as authorized by the appropriate State authority.
- d. Prepare for evacuation of people for the affected area if authorized by the appropriate State authority.

The County Coordinator of Emergency Services or his representative will activate and ensure that the EOC is manned 24 hours per day.

Once initial notifications are complete, the Station Emergency Manager or Recovery Manager provides periodic status reports to the County Coordinator of Emergency Services. These reports will include any changes in status or emergency classification. The County Sheriff's Office will serve as the local point for official communications within and out of the county, prior to establishment of the County Emergency Operations Center (EOC). When the EOC is established, this responsibility will transfer to the EOC.

5.4.5 Spotsylvania, Caroline, Hanover, and Orange Counties

The authority and responsibilities of the above counties during a radiological emergency are presented in their respective RERP. The RERPs apply to the radiological emergencies within these localities caused by events at the North Anna Power Station. The Spotsylvania, Caroline, Hanover, and Orange County RERPs are identical to the Louisa RERP, as described in Section 5.4.4 of this Plan, except for information that is specific to the respective counties.

In the event of an emergency of any classification, the SEM will notify all local jurisdictions (Louisa, Spotsylvania, Caroline, Hanover, and Orange and the State) by using the Insta-phone loop. If the Insta-phone is out of service, regular commercial telephone will be used to make the notifications and the above localities have a system to call back to the power station and check the message. All local jurisdictions provide 24 hour per day coverage.

5.4.6 Counties and Cities Within the Fifty Mile Ingestion Emergency Planning Zone (EPZ)

The counties that are directly involved in the emergency plan are Louisa and Spotsylvania. These counties are the major component of the 10 mile zone. They have emergency response functions as previously stated in this section. The counties and cities within the fifty mile EPZ are listed in Table 5.3. In the event of an emergency, notification and coordination with these entities is the responsibility of the State Department of Emergency Management.

5.4.7 Federal Radiological Monitoring and Assessment Center (FRMAC) Operations Plan

The FRMAC Operations Plan provides for the coordinated management of Federal technical response activities related to a radiological emergency. Its primary goals include:

- Assisting the State and Federal Coordinating Agency with personnel, equipment, and technical resources, as needed;
- Collecting offsite environmental radiological data; and,
- Providing the data and related assessments to involved State agencies and to the Federal Coordinating Agency.

The Department of Energy (DOE), because of its history and capabilities in radiological monitoring and assessment, was assigned the responsibility to prepare for, establish, and manage the FRMAC. The FRMAC may be activated when a major radiological emergency exists, and the Federal government will respond when a State, other governmental entity with jurisdiction, or a regulated entity requests federal support.

The SEM, Recovery Manager or Corporate Response Manager may request FRMAC assistance directly or through the NRC (Federal Coordinating Agency). The Company will provide designated facilities (space and communications equipment) for the NRC (Federal Coordinating Agency) in the LEOF. It is estimated that a FRMAC Advance Party could be expected at the site within 6 to 14 hours following the order to deploy, based on the availability of airports near North Anna. Richmond International Airport (RIC) is a major commercial facility and is within about an 85 minute drive from the station. Smaller airports located within about an hour of the site may also be used.

Further information concerning objectives and organization is provided in the FRMAC Operations Plan (See Appendix 10.10).

TABLE 5.1
MINIMUM STAFFING REQUIREMENTS FOR EMERGENCIES

Major Functional Area	Location	Major Tasks	Emergency Title	On Shift	Additional Within Approx.	
					45 Min.	60 Min.
Assessment of Operational Aspects	CR	Supervision of Station Operations and Assessment of Operational Aspects	Shift Manager-(SRO)	1	-	-
	CR	Plant Operations	Unit Supervisor (SRO)	2	-	-
			Control Room Operator (RO)	4	-	-
			Control Room Operator (AO)	8	-	-
Emergency Direction and Control	CR/TSC	Direction and Control of On-Site Emergency Activities	Station Emergency Manager	1 ^a	-	1
Notifications and Communications	CR/TSC	Notify Offsite Support Groups and Maintain Communications	Emergency Communicator	2 ^b	-	2
Support of Operational Accident Assessment	EOF	Management of Emergency Response Resources and Recovery Operations	Recovery Manager	(Refer to Table 5.2)		
Radiological Accident Assessment	TSC/EOF	Radiological Dose Assessment	Radiological Assessment Director/ Radiological Assessment Coordinator	1 ^c	1	-
	Offsite	Offsite Surveys	Offsite Monitoring Team Leader	-	1	1
			Offsite Monitoring Team Member	-	1	1
	Onsite	Onsite (Out of Plant) Surveys	Onsite Monitoring Team Leader	-	1	-
			Onsite Monitoring Team Member	-	1	-

Major Functional Area	Location	Major Tasks	Emergency Title	On Shift	Additional Within Approx.	
					45 Min.	60 Min.
Radiological Accident Assessment [continued]	In-Plant	In-Plant Surveys and Radiochemistry	In-Plant Monitoring Team Leader	1	-	-
			In-Plant Monitoring Team Member	-	1	1
		In-Plant Chemistry	Chemistry Team Leader	-	-	1
			Chemistry Team Member	1	-	1
Plant Systems Engineering Repair and Corrective Actions	CR/TSC	Operational Technical Support (STA)	Shift Technical Advisor	1 ^d	-	-
			Technical Support Team Member (Operational Advisor)	-	-	1 ^e
	TSC	Core and Thermal Hydraulics	Technical Support Team Member	-	-	1 ^f
	TSC	Electrical	Technical Support Team Member	-	-	1
	TSC	Mechanical	Technical Support Team Member	-	-	1
		Repair and Corrective Actions				
	OSC	Mechanical Maintenance	Damage Control Team Member	1 ^g	-	2
	OSC	Electrical Maintenance	Damage Control Team Member	1 ^g	1	1
	OSC	Instrumentation and Control	Damage Control Team Member	-	1	1
In-Plant Protective Actions	In-Plant	Radiation Protection	Personnel Monitoring Team Leader	-	1	1
		Personnel Monitoring and H.P. Coverage, Dosimetry and Access Control	Personnel Monitoring Team Member	1 ^h	-	2

Major Functional Area	Location	Major Tasks	Emergency Title	On Shift	Additional Within Approx.	
					45 Min.	60 Min.
Firefighting	In-Plant	Firefighting	Fire Brigade Members (Operations)	3 ⁱ	local support	
			Fire Brigade Members (Security)	2 ⁱ		
First Aid & Rescue	In-Plant	First Aid	First Aid Team Member	2 ⁱ	local support	
	In-Plant	Search and Rescue	Search and Rescue Team Member	2 ^j	-	2 ^j
Site Access Control and Personnel Accountability	In-Plant	Security and Access Control	Security Team Members		(Proprietary)	
	In-Plant	Personnel Accountability	Security Team Leader		(Proprietary)	
				22	9	19

NOTES:

- a This coverage is provided by the Shift Manager until relieved.
- b Communicator taken from the complement of reactor operators/auxiliary operators on shift.
- c This coverage is provided by the Senior RP representative onsite until relieved.
- d Numbers shown are for 2 Unit Operation. With both units in cold shutdown condition, the minimum shift crew will be as defined in 10CFR50.54(m)(2)(i) and the Technical Specifications.
- e The candidates for this position are limited to qualified STAs, SROs, former STAs, or former SROs.
- f The on-duty Shift Technical Advisor performs the responsibilities of this position prior to augmentation.
- g Mechanical and electrical maintenance personnel are normally onsite on a 16 hour per day, 7 day per week basis. This coverage may be provided by personnel who are assigned to other functions during the period that mechanical and electrical maintenance personnel are not onsite.
- h This personnel monitoring team member is qualified to provide RP job coverage duties.
- i The Fire Brigade consists of auxiliary operators on shift and other qualified non-operations personnel.
- j This coverage is provided by personnel who may be assigned other functions (not counted in total).

TABLE 5.2

**EMERGENCY AND RECOVERY CORPORATE RESPONSE
REQUIRED FOR NUCLEAR STATION EMERGENCIES**

(ALERT STATUS AND ABOVE)

<u>Major Functional Area (Emergency Position Title)</u>	<u>Major Tasks</u>	<u>Available In</u>
Management of Local Emergency Operations Facility (Recovery Manager)	To coordinate the Company's response to emergency and recovery with Federal, State and local authorities.	1 hr.
Health Physics & Chemistry (Radiological Assessment Coordinator)	Report to the Recovery Manager to conduct radiological assessment activities.	1 hr.
Technical Support (Technical Support Manager)	Reports to the Corporate Response Manager to provide technical and evaluation support.	1 hr.
Plan/Design/Construction (Plan/Design/Construction Manager)	Reports to the Corporate Response Manager to provide engineering technical and vendor support in areas dealing with construction or design changes.	1 hr.
News Center interface (Chief Technical Spokesperson)	Reports to the Corporate Response Manager to become the Company Spokesperson in any statements to the News Media.	1 hr.

TABLE 5.3

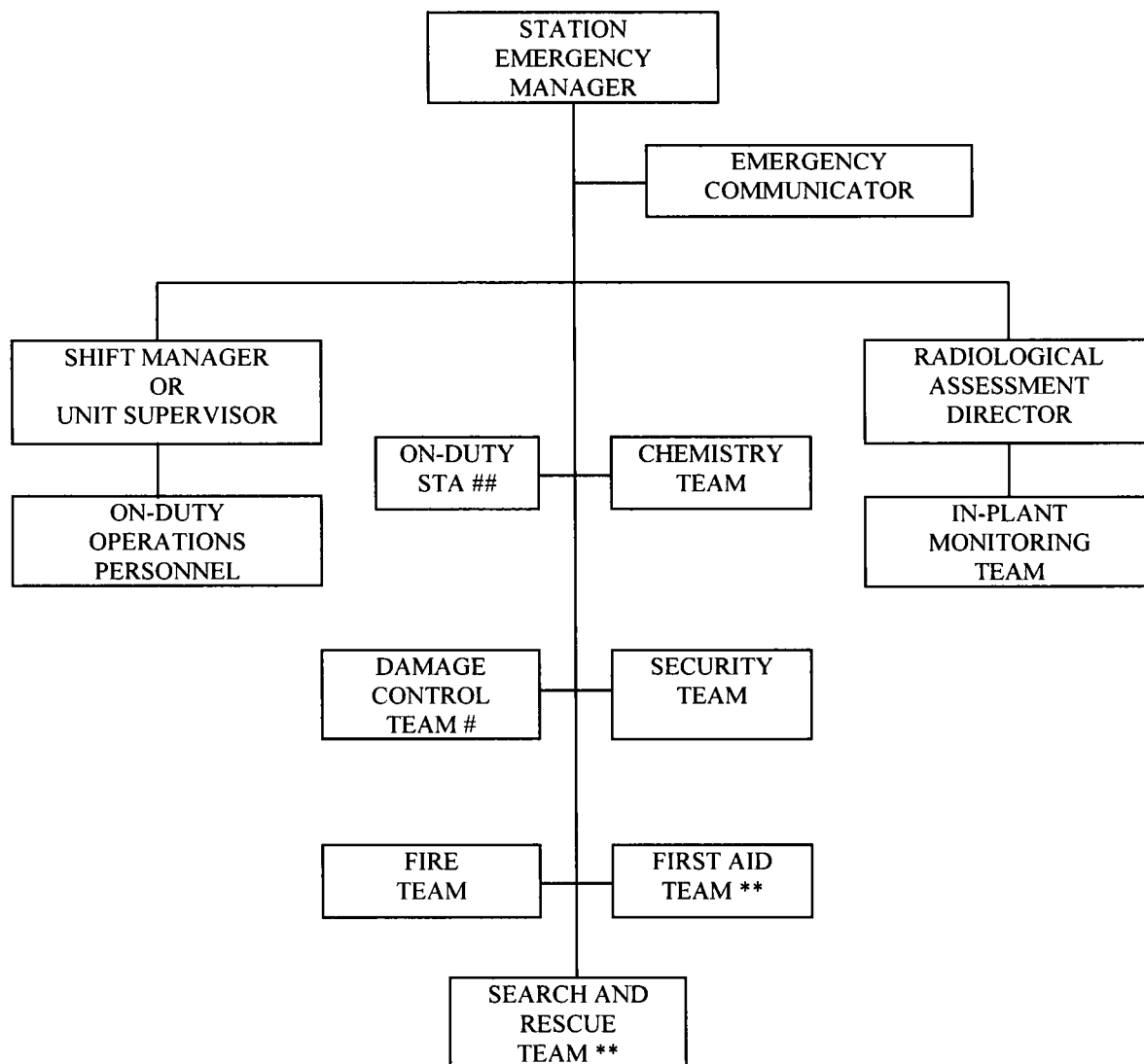
CITIES AND COUNTIES WITHIN THE NORTH ANNA 50 MILE EMERGENCY PLANNING ZONE **

1.	City of Charlottesville	21.	Louisa County
2.	City of Fredericksburg	22.	Madison County
3.	City of Richmond *	23.	Nelson County
4.	Albemarle County	24.	Orange County
5.	Amelia County	25.	Page County
6.	Buckingham County	26.	Powhatan County
7.	Caroline County	27.	Prince William County
8.	Chesterfield County *	28.	Rappahannock County
9.	Culpeper County	29.	Rockingham County
10.	Cumberland County	30.	Spotsylvania County
11.	Essex County *	31.	Stafford County
12.	Fauquier County	32.	Westmoreland County
13.	Fluvanna County		
14.	Goochland County		
15.	Green County		
16.	Hanover County *		
17.	Henrico County *		
18.	King and Queen County *		
19.	King George County		
20.	King William County *		

* Within 50 miles of both Surry and North Anna

** That portion of the State of Maryland lying within the 50 mile zone has been excluded. (Reference NRC Letter of February 6, 1981, Serial Number 100).

STATION EMERGENCY ORGANIZATION PRIOR TO AUGMENTATION*
FIGURE 5.1



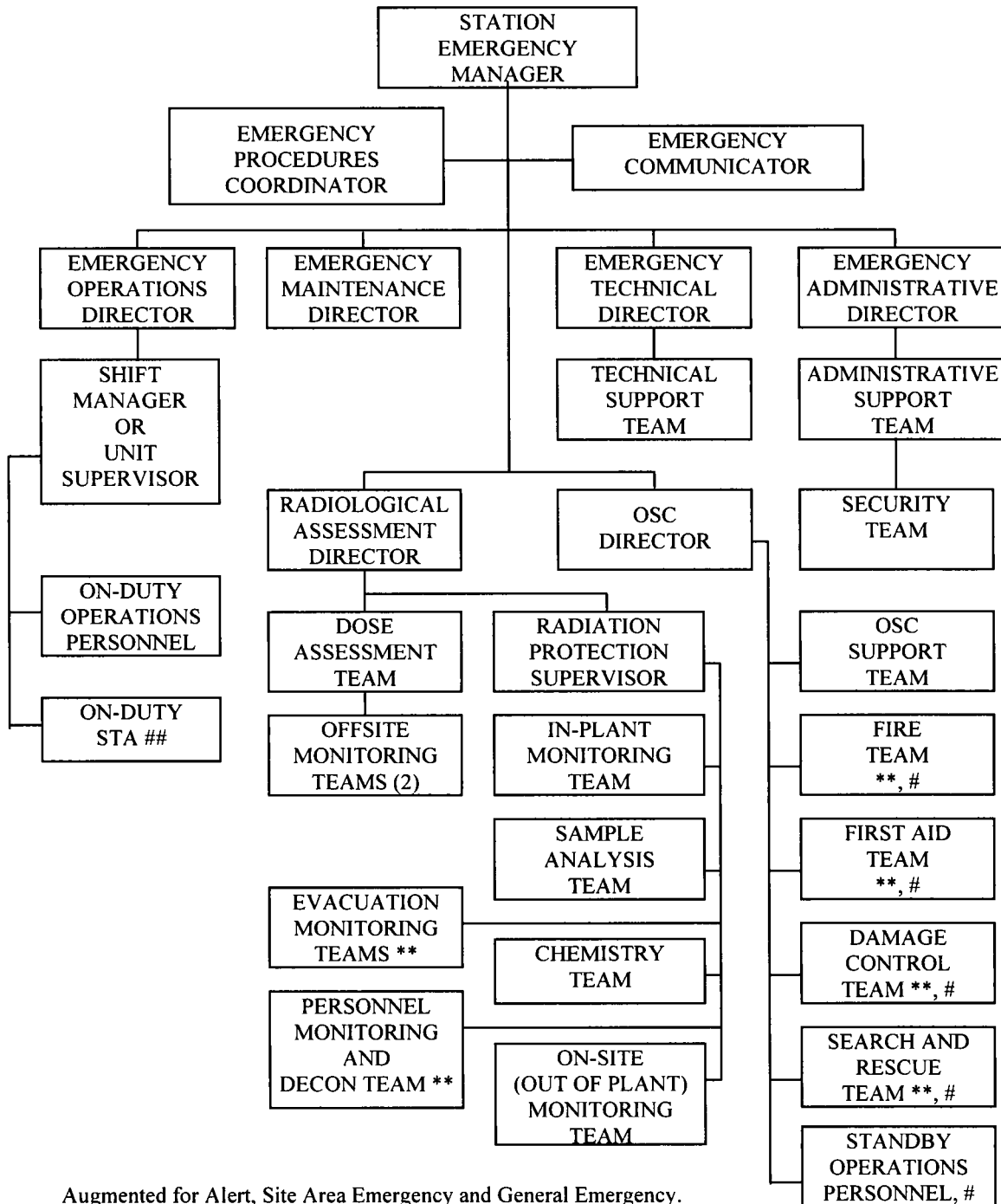
* Augmented for Alert, Site Area Emergency and General Emergency.

** This coverage is provided by personnel who may be assigned other functions.

This coverage may not be provided on a full time basis.

The on-duty STA provides technical support as well as operations support to the SEM until the Technical Support Team is activated.

STATION EMERGENCY ORGANIZATION FOLLOWING AUGMENTATION *
FIGURE 5.2

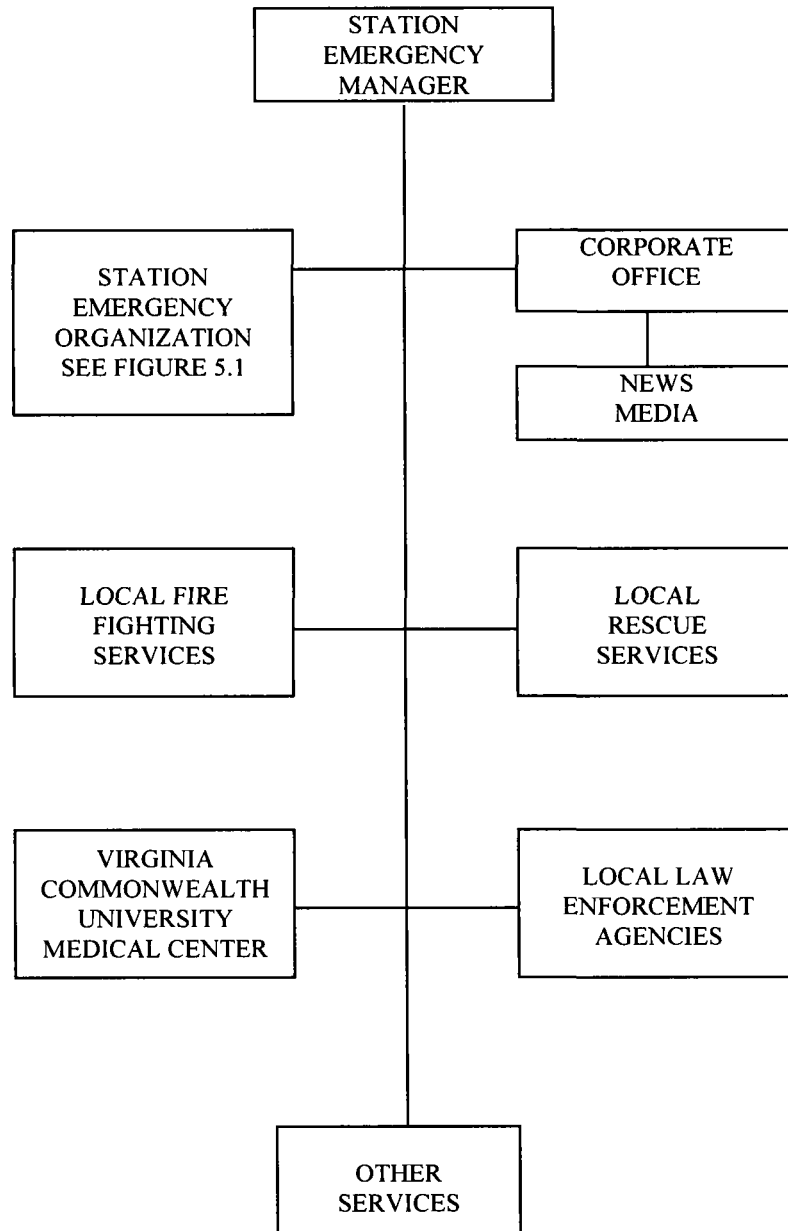


* Augmented for Alert, Site Area Emergency and General Emergency.

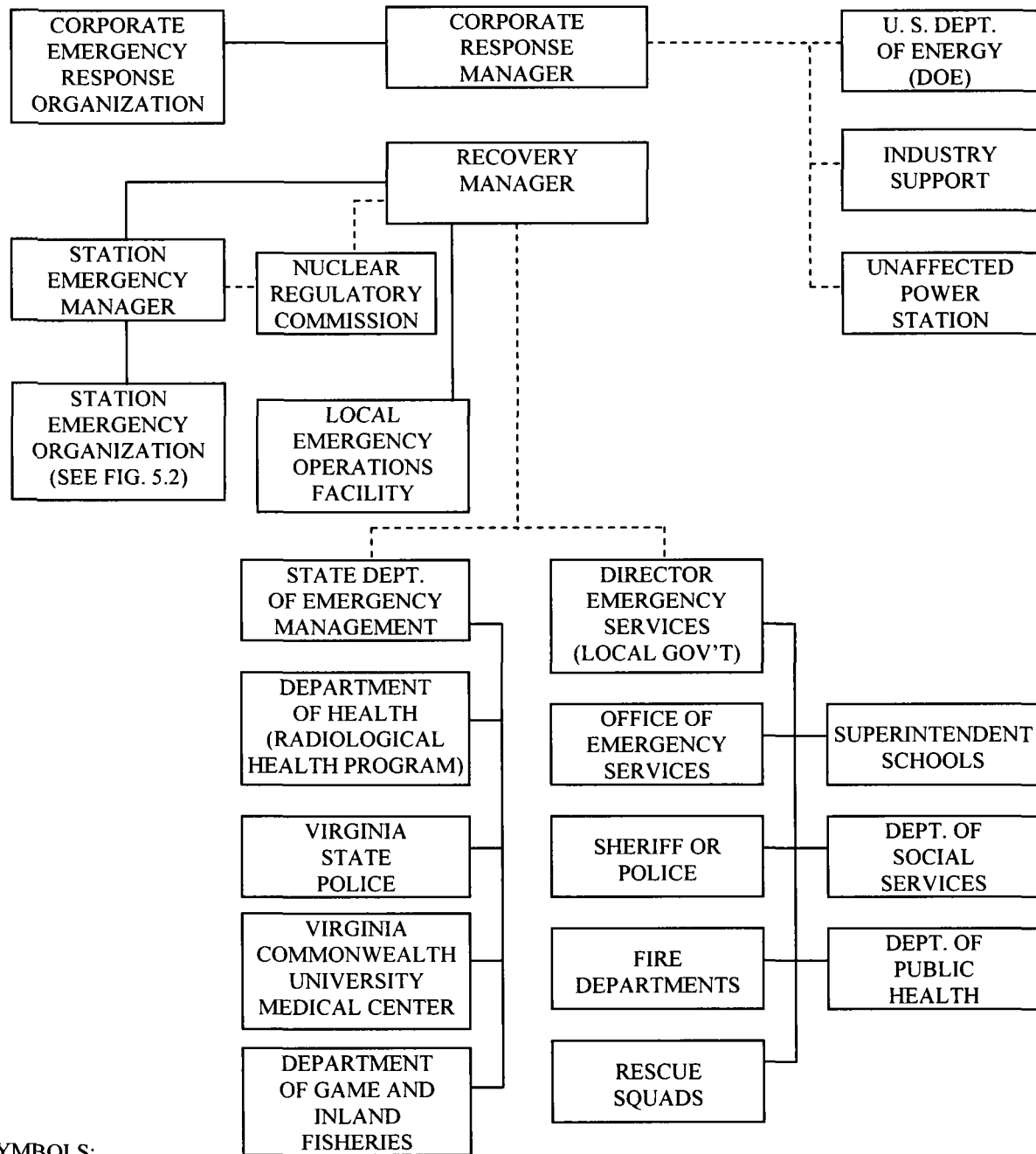
** This team will be activated only if circumstances require this function to be performed.

Normal reporting structure is shown. If the team is activated, control of the team will transfer to the Station Emergency Manager or appropriate Emergency Director.

STATION TO SUPPORT GROUP INTERFACE
PRIOR TO AUGMENTATION OF THE EMERGENCY ORGANIZATION
FIGURE 5.3



STATION TO SUPPORT GROUP INTERFACE
FOLLOWING LEOF ACTIVATION
FIGURE 5.4



SYMBOLS:

MANAGEMENT CONTROL —————

COORDINATED ASSISTANCE - - - - -

NORTH ANNA POWER STATION
EMERGENCY PLAN

SECTION 6

EMERGENCY MEASURES

<u>Part</u>	<u>Subject</u>	<u>Page No.</u>
6.0	Emergency Measures	6.2
6.1	Activation of the Emergency Plan	6.2
6.2	Assessment Actions	6.2
6.3	Protective Actions	6.3
6.3.1	Offsite Criteria for the 10 Mile Emergency Planning Zone (EPZ)	6.3
6.3.2	Onsite Criteria for the Exclusion Area	6.5
6.3.3	Use Onsite of Protective Equipment and Supplies	6.6
6.3.3.1	Respiratory Protection	6.6
6.3.3.2	Protective Clothing	6.6
6.3.3.3	Thyroid Blocking Agent	6.6
6.4	Aid to Affected Personnel	6.6
6.4.1	Emergency Exposure Limits	6.7
6.4.2	Decontamination and First Aid	6.7
6.4.3	Medical Transportation	6.8
6.4.4	Medical Treatment	6.8
6.5	Offsite Support	6.8
Table 6.1	Radionuclides with Significant Contribution to Dominant Exposure Modes	6.10
Table 6.2	North Anna Population Distribution and Evacuation Time Estimates	6.11
Table 6.3	North Anna Power Station Population Data by Sector	6.12
Figure 6.1	NAPS 10 - Mile Emergency Planning Zone	6.13
Figure 6.2	Remote Assembly Areas	6.14

6.0 EMERGENCY MEASURES

Emergency measures provide pre-planned actions, methods, and criteria which guide personnel during the course of an emergency. The initial response to any emergency condition will be the activation of the Emergency Plan. After activation, the emergency organization that is formulated by activation of the Emergency Plan performs the necessary assessment activities to classify the type of emergency. If the emergency is radiological in nature, the potential consequences of the emergency will be evaluated for the necessary offsite and onsite protective actions to guard the health and safety of the population. If additional assistance is required, offsite support will be requested as provided for in letters of agreements established with a variety of government agencies and volunteer organizations.

6.1 ACTIVATION OF THE EMERGENCY PLAN

Each full time employee of the station is required to be familiar with the provisions of the Emergency Plan. Any employee, upon becoming aware of an emergency condition, shall immediately notify the Shift Manager on duty unless it is apparent notification has already taken place. Upon such notification or other indications, the Shift Manager or Unit Supervisor assumes the responsibilities of the Station Emergency Manager. The SEM will classify the emergency, initiate the appropriate notifications and call outs, and coordinate the actions of the emergency response organization as required by the EIPs.

State and local community officials will be notified within 15 minutes after declaration of an emergency (meaning the emergency classification level has been provided to the Virginia and risk-jurisdiction Emergency Operations Centers (EOCs)). Notifications will be made to the NRC as soon as possible but within 1 hour after declaration of an emergency. Dedicated communicators will be available to maintain a continuous channel of communications with the NRC and to provide regular updates to state and local officials approximately every 60 minutes, when conditions change or as otherwise agreed. The initial information provided to the NRC and State and local government is defined by specific report forms which are included in the EIPs. The content of the messages have been established in conjunction with the State and local governments and include the class of emergency, whether a release is in progress, and any recommended protective measures. Additional information will be provided as it becomes available.

6.2 ASSESSMENT ACTIONS

EPIP-1.01, Emergency Manager Controlling Procedure, is the procedure for emergency event categorization and classification, while EPIP-4.01, Radiological Assessment Director Controlling Procedure, provides guidance for conducting dose assessment, source term determination, atmospheric diffusion factor determination, monitoring team activities, personnel monitoring and decontamination, monitoring of onsite facilities, evacuation, respiratory protection, sampling and sample analysis, and use of the MIDAS computer model.

Once the emergency classification has been determined, the appropriate EIPs are initiated to direct the activation of the required emergency response facilities and call out of designated emergency response

personnel. The design of the facilities and the data retrieval and monitoring capabilities provide the information needed to make timely assessments and formulate appropriate protective actions.

6.3 PROTECTIVE ACTIONS

The Recovery Manager or the Station Emergency Manager (if the LEOF is not yet activated) is responsible for recommending offsite protective actions to the State. The State and local governments are responsible for notification of the public and implementation of the appropriate protective measures.

6.3.1 Offsite Criteria for the 10 Mile Emergency Planning Zone (EPZ)

Dose contribution from key isotopes such as those listed in Table 6.1 (and analyzed in UFSAR Sections 11 and 15) are used to calculate offsite doses for comparison to protective action recommendation thresholds specified in EIPs.

Protective action recommendations are required to be made to the State within 15 minutes of declaring a General Emergency. Specific protective action recommendations tied to plant and meteorological conditions have been included in an EIP specifically designed to facilitate meeting this time requirement. This guidance is based on Supplement 3 (Criteria for Protective Action Recommendations for Severe Accidents) to NUREG-0654/FEMA-REP-1, "Criteria for Preparation and Evaluation of Radiological Emergency Response Plans and Preparedness in Support of Nuclear Power Plants." (This supplement was issued for interim use and comment on August 26, 1996.)

The initial protective action recommendation for any event classified as a General Emergency will be to evacuate a 2 mile radius and 5 miles in the downwind sectors, unless either an evacuation dose threshold is exceeded beyond this distance or sheltering-in-place is appropriate. Sheltering-in-place may be appropriate when a release is controlled or terminated and its radiological consequences fall below evacuation thresholds. Sheltering-in-place may be appropriate when known conditions make evacuation dangerous, e.g., severe weather or overriding threat to public safety. Follow-up protective action recommendations that the station may make to the state will be based on current meteorological data such as wind direction, wind speed and stability class, and dose projections. Also, consistent with the Commonwealth of Virginia's strategies for supplementing these protective actions with use of potassium iodide (KI) by the general public as a prophylactic, recommendations will be made for implementing these strategies.

A Site Area Emergency will be declared when offsite doses are projected to exceed 0.1 Rem TEDE or 0.5 Rem Thyroid CDE. A General Emergency will be declared when offsite Protective Action Guides (PAGs) of 1.0 Rem TEDE and/or 5.0 Rem Thyroid CDE are projected to be exceeded due to a direct radiation or inhalation hazard, or when non-radiological conditions exceed General Emergency EALs.

Warnings to the public within the 10-mile EPZ (Figure 6.1) will be the responsibility of State and local officials who will be assisted by the State Department of Police upon request. The primary method of warning the public is by the use of the Early Warning System sirens. Route alerting provides backup alert and

notification capability (reference 10 CFR 50, Appendix E, paragraph IV.D.4). Other warning methods may include telephone communications, television and radio Emergency Alert System stations, public address systems, bull horns from patrol cars and personal contact. There are currently no hospitals, prisons, or nursing homes within the 10 mile EPZ.

It is estimated that the primary sector and the two buffer sectors (spanning 67 1/2°) can be alerted of the emergency within 15 minutes using the Early Warning System. If evacuation is recommended, it is estimated that the 67 1/2° sector can be evacuated within 2 to 4 hours.

Evacuation zones, routes, and relocation centers have been established in the event that an evacuation is recommended. This information is published in brochures and distributed by the State. Population distribution and evacuation time estimates are maintained on file by the Nuclear Emergency Preparedness Department (reference Appendix 10.8) and are summarized in Tables 6.2 and 6.3.

Written pre-planned messages intended for transmittal to the public via radio and television stations will be consistent with the classification scheme. They will be released to the media by the State Coordinator of Emergency Management or Local Coordinator of Emergency Services or his designated representative. The messages will give instruction with regard to specific actions to be taken by the occupants of the inhabited area. The messages will, as appropriate, give instruction on the aspects of sheltering, thyroid blocking, evacuation, the nature of the emergency, and recommended protective actions. The local governments are charged by COVREPRP with the responsibility to conduct information programs to educate their citizens on:

1. Radiological hazards,
2. Procedures for notification of a radiological emergency,
3. Evacuation routes and assembly points, and
4. Other protective measures.

The Commonwealth of Virginia Radiological Emergency Response Plan identifies the methods to be utilized in preventing or minimizing direct or subsequent ingestion exposure to radioactive materials deposited on the ground or other surfaces. Upon notification of a radiological emergency which may affect livestock, crops, or farmlands, the State Department of Agriculture and Consumer Services will institute a program to assess the impact upon the agriculture community. Members of that department will take samples of milk from dairy cattle in the affected area for analysis and will monitor soil, crops and farm equipment for contamination.

Follow-up action includes the disposition of radiologically contaminated materials. The local county government(s) has the prime responsibility for controlling affected area ingress and egress. Assistance from the State Police shall be supplied as requested by local officials.

6.3.2 Onsite Criteria for the Exclusion Area

The area within 5000 feet of the former North Anna Unit 3 containment is defined as the Exclusion Area for the purposes of this Plan. Company employees, supplemental personnel, occasional visitors at the site, and boaters on the reservoir and cooling lagoons may be inside the Exclusion Area. The area immediately surrounding the units which is enclosed by a security fence is defined as the Protected Area. The Station Emergency Manager is responsible for making the decision to evacuate the Protected Area, and will take appropriate measures in cooperation with State and local agencies for evacuation of persons in the Exclusion Area and those members of the public who may be passing through the site or within Company property. The company will also commit personnel and appropriate equipment (search lights, power amplified loudspeakers) to assist the Department of Game and Inland Fisheries in clearing the Exclusion Area when required.

Visitors to the Protected Area of the station are under continuous escort by personnel knowledgeable in emergency personnel accountability procedures. Supplemental personnel are also trained in personnel accountability procedures.

Onsite personnel will be immediately notified of an emergency that is initially classified as an Alert or higher event, unless doing so poses a threat to personnel safety. For example, hurricane force winds, a tornado, or a security breach may dictate suspension or deferral of assembly, accountability and/or initiation of facility staffing. However, these activities would be implemented as quickly as achievable given the specific situation. Station procedures provide for a range of protective actions to protect onsite personnel during hostile action and ensure continued ability to safely shut down the reactor and perform emergency plan functions.

The Central Emergency Operations Facility (CEOF) may be activated in lieu of the LEOF upon a management decision to do so or if the readiness of the LEOF is impaired. Normally, alarms will be sounded and announcements will be made to conduct personnel accountability or, if necessary, a site evacuation of non-essential workers. Those individuals within the Exclusion Area will be alerted by station personnel, Security, and/or personnel from the Department of Game and Inland Fisheries. In the event of an evacuation, radiation monitoring teams will be dispatched to the appropriate Remote Assembly Area.

Emergency Assembly Areas have been established outside the Protected Area to facilitate the dissemination of information to personnel. The Station has the capability to conduct personnel accountability for individuals inside the Protected Area within approximately 30 minutes using an EPIP established for this purpose. After accountability is completed, an evaluation is made and search teams may be dispatched to locate any individual noted as missing or unaccounted.

If onsite evacuation is to occur, Security collects only the security key cards, not the dosimetry, of all personnel leaving the Protected Area. Continuous accountability of personnel in the Protected Area not

evacuating the site shall be maintained throughout the emergency. Evacuees, who may use personal vehicles, proceed to either the primary or secondary remote assembly area (See Figure 6.2).

Station evacuees will be surveyed for contamination following events involving a radiological release, and decontaminated, if necessary, prior to being released from the remote assembly area. Decontamination agents and supplies are available at the station which can be transported to the remote assembly areas to provide decontamination capabilities.

6.3.3 Use of Onsite Protective Equipment and Supplies

6.3.3.1 Respiratory Protection

The company has a comprehensive respiratory protection program at its nuclear stations. VPAP 2101, "Radiation Protection Plan", establishes the Respiratory Protection Program which is implemented by HP procedures. Those individuals likely to wear respirators are given a pulmonary examination and training on respiratory protection including a practical examination. A "fit test" is given before an individual is allowed to enter an area requiring respiratory protection.

6.3.3.2 Protective Clothing

The station maintains an adequate inventory of protective clothing in the Clean Change Room. Contaminated clothing is washed at the station and re-issued provided contamination is below established radiation criteria. A Radiation Work Permit system is utilized whereby Radiological Protection establishes personnel protective clothing and equipment criteria. Such clothing may consist of cotton coveralls, hoods, cotton glove inserts, rubber gloves, plastic shoe covers, rubber shoe covers and rubber boots. Station personnel requiring access to a Radiological Control Area are given training on how to don and remove protective clothing so as to minimize personal contamination or introduction of contamination into adjacent areas.

6.3.3.3 Thyroid Blocking Agent

An EPIP addresses the approval process for administering a thyroid blocking agent in a potential radioiodine inhalation situation. The process was authorized by the company's employee health services staff in consultation with its medical support staff.

6.4 AID TO AFFECTED PERSONNEL

The Company has made arrangements with the Virginia Commonwealth University Medical Center (VCUMC), to provide medical assistance to personnel injured or exposed to radiation and/or radioactive material. VCUMC has developed its own plan for responding to the emergency. VCUMC's plan establishes a specialized area of the hospital for treatment with appropriate Health Physics functions, and implements a coded system to alert hospital team members. Radiation monitoring equipment, dosimetry, and protective clothing are available at VCUMC.

The Station will provide and distribute self reading and cumulative type dosimeters to all personnel involved in emergency onsite response regardless of their affiliation. Dose records shall be maintained and checked throughout the emergency.

6.4.1 Emergency Exposure Limits

Emergency response personnel may, because of necessity, receive once-in-a-lifetime exposure to contamination and radiation up to the 10CFR20 annual limits, not including accumulated occupational exposure. Approval from the Station Emergency Manager is necessary for planned exposures greater than the 10CFR20 annual limits. Under limited circumstances, exposure levels greater than 5 times the 10CFR20 annual limits are allowed, but only on a voluntary basis to persons fully aware of the risks involved. Selection criteria for volunteer emergency workers includes consideration of those who are in good physical health, are familiar with the consequences of emergency exposure, and are not a "declared pregnant adult". It is preferable, though not mandatory, that volunteers be older than 45 years of age and not be a female capable of reproduction.

Emergency exposure may be authorized for such needs as removal of injured personnel, undertaking corrective actions, performing assessment actions, providing first aid, performing personnel decontamination, providing ambulance service, providing medical treatment, etc. Guidelines for emergency exposure limits, including life saving actions, are specified in the EIPs. These guidelines are consistent with EPA Emergency Worker and Life Saving Activity Protective Action Guides.

6.4.2 Decontamination and First Aid

There are First Aid stations located throughout the North Anna Power Station that contain the normal complement of first aid supplies and equipment necessary to treat those injuries not involving hospitalization or professional medical services.

At least two First Aid Team members are available at all times to respond to personnel injury. As a minimum, the First Aid Team personnel are Multi-Media first aid trained. In addition, the following Medical facilities and services are available:

1. Company nurse available during normal working hours (Mon. - Fri.).
2. Company ambulance.
3. Company designated physicians in the area.
4. Local Rescue Squads.
5. The Virginia Commonwealth University Medical Center facilities.

The Station Health Physics Procedures and EIPs specify levels of permissible radioactive contamination for workers and equipment. Actions are required to be taken when levels for equipment or areas exceed the limits established in the Health Physics Procedures. Any detected personnel contamination will initiate appropriate evaluation and decontamination in accordance with these procedures.

The Station has onsite contamination control procedures that provide for access control. These procedures state the criteria for permitting the return of the areas and their contents to normal use.

No food supplies are grown on the site and the water supplies come from deep wells. There will be procedures to monitor contamination in areas designated permissible for employees to eat and drink during the emergency and recovery phases of operations.

If onsite personnel are required to relocate or routinely leave the site during an emergency, the Station will provide adequate supplies for personnel decontamination, clothing and means to provide for decontaminating the clothing. If radioiodine contamination of the skin is determined, provisions will be made to provide for decontamination as specified in the Health Physics Procedures.

An EPIP has been developed to provide for the monitoring of vehicles and personnel at the Remote Assembly Areas (RAA). Should decontamination of vehicles or personnel be warranted, Health Physics personnel can perform the task at the Station, the RAA, or if necessary, at Patrick Henry High School in Hanover County.

6.4.3 Medical Transportation

A Station ambulance is available to transport contaminated injured personnel. Contaminated injured personnel will be suitably clothed or prepared to prevent the spread of contamination in the transporting vehicle. Communication can be maintained with VCUMC from the station. The Station can also communicate with the ambulance by use of a UHF radio, and the ambulance can communicate with VCUMC by way of the HEAR system. In addition, arrangements have been made with local volunteer rescue squads to transport injured contaminated personnel to the Virginia Commonwealth University Medical Center. Response team members have received training concerning transportation of contaminated injured individuals. A Health Physics technician, with appropriate instrumentation, would normally accompany contaminated injured personnel to VCUMC. The approximate time to transport a patient to VCUMC is 75 minutes. The estimated time for local rescue squads to arrive at the station is 30 minutes.

6.4.4 Medical Treatment

The MCVH/VCU-Dominion Power Radiation Emergency Plan (Appendix 10.9) provides guidance for the treatment of contaminated injured personnel by qualified individuals. The Radiation Emergency Plan includes provisions to request assistance from other facilities having the capability to receive and treat injured and/or contaminated individuals. In the event the facilities at VCUMC become over extended, VCUMC may coordinate further assistance with these facilities directly or through the State Department of Health.

6.5 OFFSITE SUPPORT

In addition to the offsite agencies listed above, local volunteer fire departments have agreed to assist in fighting fires. A list of services and equipment is included in the Agreement Letters in Appendix 10.1.

The response time of these volunteer fire departments varies from 30 minutes to 45 minutes, unless adverse weather conditions prevail.

Police support for an emergency is provided by State and local governments as detailed in their respective Emergency Plans.

TABLE 6.1
RADIONUCLIDES WITH SIGNIFICANT CONTRIBUTION TO DOMINANT EXPOSURE MODES⁽¹⁾

Radionuclides with Significant Contribution to Thyroid Exposure	Radionuclides with Significant Contribution to TEDE Exposure	Radionuclides with Significant Contribution to Lung Exposure (Lung only controlling when thyroid dose is reduced by iodine blocking or there is a long delay prior to releases)
---	--	---

<u>Radionuclide</u>	<u>Half life (days)</u>	<u>Radionuclide</u>	<u>Half life (days)</u>	<u>Radionuclide</u>	<u>Half Life (days)</u>
I-131	8.05	I-131	8.05	I-131	8.05
I-132	0.0958	Te-132	3.25	I-132	0.0958
I-133	0.875	Xe-133	5.28	I-133	0.875
I-134	0.0366	I-133	0.875	I-134	0.0366
I-135	0.280	Xe-135	0.384	I-135	0.280
Te-132	3.25	I-135	0.280	Cs-134	750
		Cs-134	750	Kr-88	0.117
		Kr-88	0.117	Cs-137	11,000
		Cs-137	11,000	Ru-106	365
				Te-132	3.25
				Ce-144	284

(1) Derived from NUREG 0654

NORTH ANNA POPULATION DISTRIBUTION AND EVACUATION TIME ESTIMATES
(In hours and minutes)

TABLE 6.2

Scenario	Region 1 2 mile EPZ	Region 2 5 mile EPZ	Region 3 10 mile EPZ
Summer Midweek Mid-day Good Weather	2:30	2:30	2:35
Summer Midweek Mid-day Rain	2:30	2:30	2:40
Summer Weekend Mid-day Good Weather	1:45	1:45	2:00
Summer Weekend Mid-day Rain	1:50	1:50	2:00
Summer Evening Good Weather	1:50	1:50	1:55
Winter Midweek Mid-day Good Weather	2:30	2:30	2:40
Winter Midweek Mid-day Rain	2:30	2:35	2:40
Winter Midweek Mid-day Snow	3:20	3:25	3:30
Winter Weekend Mid-day Good Weather	1:50	1:50	2:00
Winter Weekend Mid-day Rain	1:50	1:50	2:00
Winter Weekend Mid-day Snow	2:50	2:55	3:05
Winter Evening Good Weather	1:50	1:55	2:00
Winter Weekend Mid-day Special Event	1:50	1:50	2:00
Winter Weekend Mid-day Road Impacted	2:30	2:30	2:35

Total Population Evacuated	Region 1 2 mile EPZ 2,969	Region 2 5 mile EPZ 13,705	Region 3 10 mile EPZ 46,186
----------------------------	------------------------------------	-------------------------------------	--------------------------------------

Information summarized above derived from KLD Engineering, P.C. Evacuation Time Estimates for the North Anna Power Station and Surrounding Jurisdictions dated November 2012 (Figure 3-2, Permanent Resident Population by Sector, and Figure 3-13, Transient Population by Sector Table 5) and Table 3-7, Summary of Population Demand.

Total population evacuated represents the total population loaded onto the network during the 14 simulations listed and evacuation time estimates were calculated based on when approximately 90% of that population has exited the 10-mile radius.

A region is a grouping of contiguous Protective Action Zones (PAZ) evacuated in response to a radiological emergency

A scenario is a combination of circumstances, including time of day, day of week, season, and weather conditions. Scenarios define the number of people in each of the affected population groups and their respective mobilization time distributions.

NORTH ANNA POWER STATION POPULATION DATA BY SECTOR
TABLE 6.3

Direction/Sector	Population	2-Mile Ring	5-Mile Ring	10-Mile Ring
Direction: North Sector: A	Permanent Resident	76	367	1181
	Transient	0	159	0
Direction: North Northeast Sector: B	Permanent Resident	21	282	1305
	Transient	150	35	0
Direction: Northeast Sector: C	Permanent Resident	12	142	1678
	Transient	0	0	0
Direction: East Northeast Sector: D	Permanent Resident	0	163	1720
	Transient	0	0	0
Direction: East Sector: E	Permanent Resident	63	263	1258
	Transient	0	58	0
Direction: East Southeast Sector: F	Permanent Resident	20	378	1064
	Transient	0	0	0
Direction: Southeast Sector: G	Permanent Resident	29	231	931
	Transient	0	0	0
Direction: South Southeast Sector: H	Permanent Resident	64	341	1184
	Transient	0	0	0
Direction: South Sector: J	Permanent Resident	92	261	1714
	Transient	0	0	0
Direction: South Southwest Sector: K	Permanent Resident	39	128	861
	Transient	0	0	0
Direction: Southwest Sector: L	Permanent Resident	11	220	1598
	Transient	0	0	0
Direction: West Southwest Sector: M	Permanent Resident	12	142	1683
	Transient	0	0	0
Direction: West Sector: N	Permanent Resident	149	188	750
	Transient	0	0	0
Direction: West Northwest Sector: P	Permanent Resident	41	546	812
	Transient	0	0	2000
Direction: Northwest Sector: Q	Permanent Resident	0	405	1429
	Transient	0	390	98
Direction: North Northwest Sector: R	Permanent Resident	58	161	980
	Transient	0	2383	0

22.5° conical sectors are designated by compass direction point outward from the plant on the centerline of the sector, e.g., sector from 348.75° to 11.25° is designated as Direction: North. Sectors are designated by letter beginning with A for North and where the remaining 15 sectors are designated in a clockwise direction by the subsequent letter, excluding I and O.

Rings are defined as the area between circles of radius 0 and 2 miles, 2 and 5 miles, and 5 and 10 miles.

Information summarized above derived from KLD Engineering, P.C. Evacuation Time Estimates for the North Anna Power Station and Surrounding Jurisdictions dated November 2012 (Figure 3-2, Permanent Resident Population by Sector, and Figure 3-13, Table 5, Transient Population by Sector).

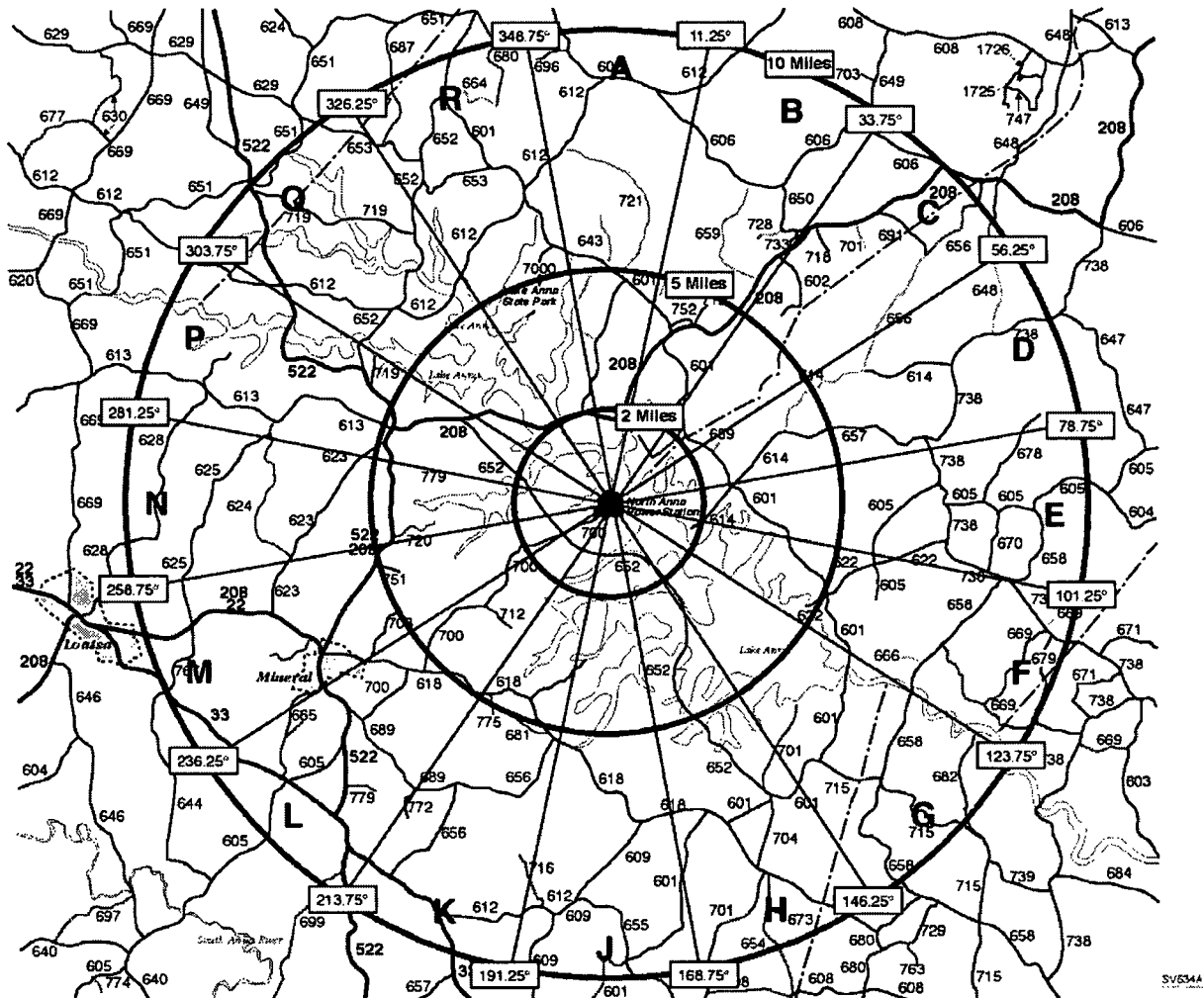
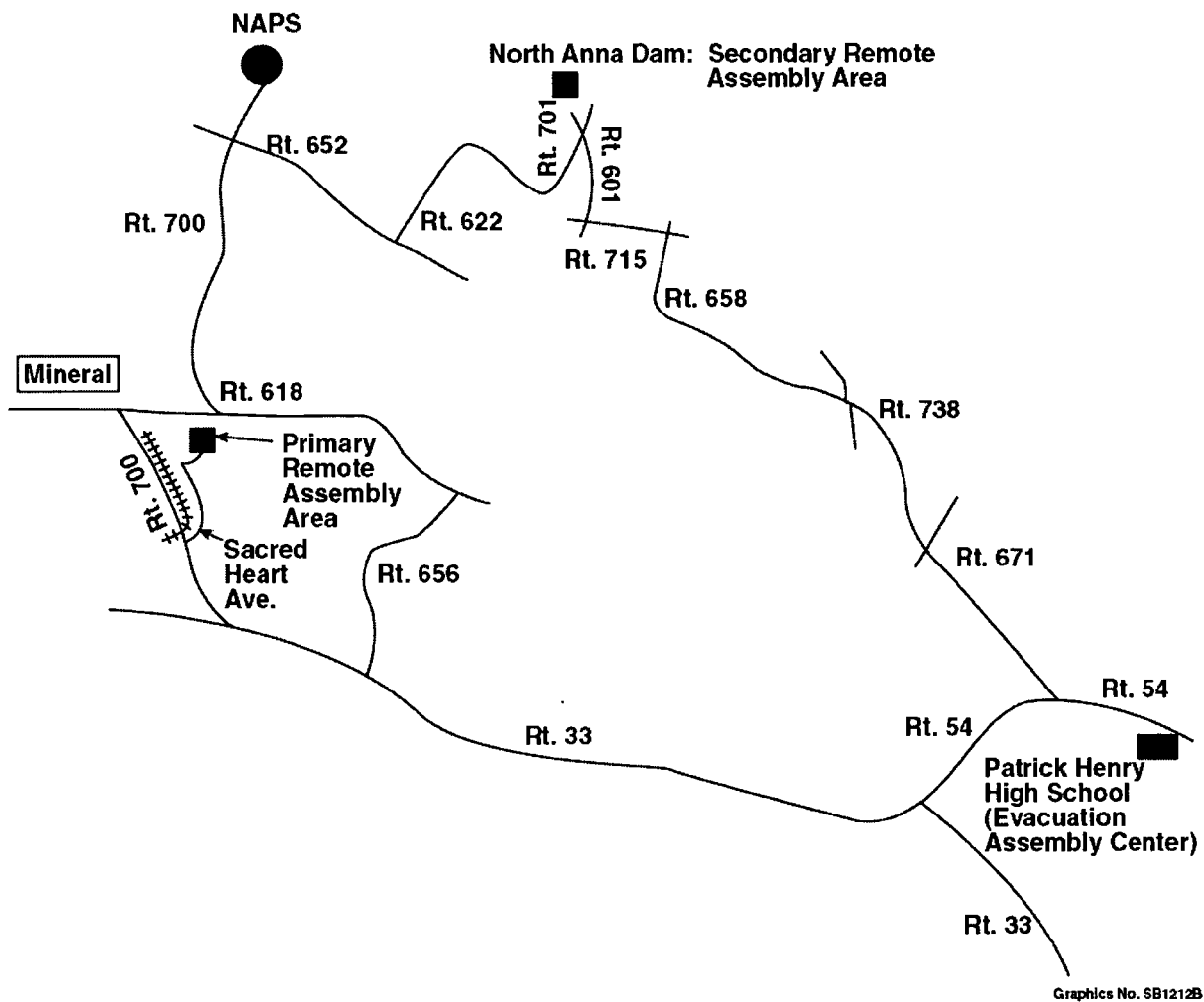


FIGURE 6.2

NORTH ANNA POWER STATION **REMOTE ASSEMBLY AREAS**



PRIMARY REMOTE ASSEMBLY AREA: PROCEED TO INTERSECTION OF RT. 700 AND 618. TURN RIGHT ON RT. 618 AND PROCEED 0.3 MILES TO RT. 700 AND TURN LEFT. PROCEED 1.3 MILES AND TURN LEFT ON SACRED HEART AVENUE. PROCEED 0.5 MILES TO THE ANIMAL SHELTER ACCESS ROAD ON THE RIGHT. TURN RIGHT. THE ENTRANCE TO THE ASSEMBLY AREA (LOUISA FIRE TRAINING CENTER) IS ON THE LEFT.

SECONDARY REMOTE ASSEMBLY AREA: PROCEED TO INTERSECTION OF RT. 700 AND 652. TURN LEFT ON RT. 652 AND PROCEED TO RT. 622. TURN LEFT ON RT. 622 AND PROCEED TO RT. 701. TURN LEFT ON RT. 701 AND PROCEED TO RT. 601. TURN LEFT ON RT. 601 AND PROCEED 0.1 MILES. THE ASSEMBLY AREA IS ON THE LEFT, THROUGH THE GATE, AT THE DAM.

NORTH ANNA POWER STATION
EMERGENCY PLAN

SECTION 7

EMERGENCY FACILITIES AND EQUIPMENT

<u>Part</u>	<u>Subject</u>	<u>Page No.</u>
7.0	Emergency Facilities and Equipment	7.3
7.1	Emergency Response Facilities	7.3
7.1.1	Control Room	7.3
7.1.2	Operational Support Center	7.3
7.1.3	Technical Support Center	7.3
7.1.4	Local Emergency Operations Facility	7.4
7.1.5	Corporate Emergency Response Center and Central Emergency Operations Facility	7.4
7.1.6	Joint Information Center and Local Media Center	7.4
7.1.7	Alternate Facility When Under Threat or Experiencing Hostile Action	7.5
7.2	Communications Systems	7.5
7.2.1	Communications Systems Within the Station	7.5
7.2.1.1	Public Address and Intercom System	7.5
7.2.1.2	Radio Communications System (Onsite)	7.5
7.2.1.3	Private Branch Telephone Exchange (PBX)	7.5
7.2.1.4	Sound Powered Telephone System	7.6
7.2.2	Offsite Communications Systems	7.6
7.2.2.1	Commercial Telephone	7.6
7.2.2.2	Synchronous Optical Network (SONET) Ring	7.6
7.2.2.3	Radio Communications System (Offsite)	7.6
7.2.2.4	Dedicated NRC Communications	7.6
7.2.2.5	Insta-phone Loop	7.7
7.2.3	Communications System Reliability	7.7
7.2.4	Emergency Response Facility Communications	7.7

<u>Part</u>	<u>Subject</u>	<u>Page No.</u>
7.3	Assessment Facilities Available Onsite	7.7
7.3.1	Seismic Monitoring	7.7
7.3.2	Radiological Monitoring	7.8
7.3.3	Meteorological Monitoring	7.9
7.3.4	Plant Process Parameter Monitoring	7.9
7.3.5	Fire Detection	7.9
7.3.6	Post Accident Sampling	7.10
7.4	Assessment Facilities Available Offsite	7.10
7.5	Damage Control Equipment and Supplies	7.10
7.6	Early Warning System	7.10
Table 7.1	ERF Communications	7.12
Table 7.2	Meteorological Monitoring System Parameters	7.14
Figure 7.1	Environmental Monitoring Locations Map	7.15
Figure 7.2	Environmental Monitoring Locations Listing	7.16

7.0 EMERGENCY FACILITIES AND EQUIPMENT

The facilities required in the implementation of the Emergency Plan consist of the Control Room (shared for both Unit 1 and 2), the Operational Support Center (OSC), the Technical Support Center (TSC), the Local Emergency Operations Facility (LEOF), the Corporate Emergency Response Center (CERC) and the Central Emergency Operations Facility (CEOF). These facilities were designed to meet the intent of the guidance in NUREG-0696 and the clarification in NUREG-0737 Supplement 1. In addition, a Joint Information Center (JIC) and a Local Media Center (LMC) are required for the implementation of the Emergency Plan. A description of each is given below.

7.1 EMERGENCY RESPONSE FACILITIES

7.1.1 Control Room

The Control Room of the affected unit(s) shall be the initial location for command and control of the emergency response effort. All controls and instrumentation needed to diagnose plant conditions and to take immediate actions to place the affected unit(s) in a safe condition are available in the Control Room. Within the Control Room, the Station Emergency Manager has access to the information needed to classify the emergency. Redundant communication systems are also available in the Control Room to make the required onsite and offsite notifications. The Control Room has the required shielding and ventilation system to remain habitable during the emergency. Access to the Control Room shall be limited to those individuals responsible for carrying out assigned emergency response tasks plus other technical advisors, as necessary.

7.1.2 Operational Support Center

The Work Control Center is designated as the Operational Support Center (OSC). The OSC is not designed to remain habitable under all projected emergency conditions; however, implementing procedures make provisions for relocating the OSC as needed, based on ongoing assessments of plant conditions and facility habitability. The Maintenance Building, 3rd Floor, and the Unit One Emergency Switchgear Room are designated as Alternate OSCs. Augmenting Station operations personnel will report to the primary OSC until instructed by the Shift Manager/SEM to perform a required emergency function. The OSC is also the designated reporting location for the Fire Brigade, the First Aid Team, the Damage Control Team, and the Search and Rescue Team.

7.1.3 Technical Support Center

The Technical Support Center is located adjacent to Unit 1 Control Room, and its alternate location is the Control Room. Emergency response personnel will assemble at the primary TSC unless otherwise instructed by the Station Emergency Manager. The primary location contains controlled copies of selected manuals, procedures, drawings, and other documents as approved by the Facility Safety Review Committee. Information about plant conditions is available via real time data displays from the Plant Computer System (PCS). Dedicated phone line communications would also be established with the Control Room to keep TSC personnel knowledgeable on current operating evolutions and to provide consultation and recommendations to the Control Room staff.

The construction of the facility walls and design of the ventilation system are such that the whole body and thyroid doses received by occupants of the TSC are below General Design Criteria 19 limits. Radiation monitoring equipment for making airborne particulate and direct radiation measurements is installed in the TSC.

7.1.4 Local Emergency Operations Facility

The station's Local Emergency Operations Facility is adjacent to the NAPS Training Facility. The LEOF is located within the Exclusion Area and includes designated work stations for Corporate, Federal and State officials who may be assembled at this location. This facility is the designated central collection point for the receipt and analysis of all field monitoring data and the coordination of sample media. Plant data is available from the PCS. The Meteorological Information and Dose Assessment System (MIDAS) is used to estimate offsite doses.

The LEOF was designed to provide a specified protection factor from gamma radiation. The facility also has a specially designed ventilation system to limit the exposure of its occupants and further assure its availability during an emergency. Radiation monitoring equipment for making airborne particulate and direct radiation measurements is installed in the LEOF. Should the LEOF become unavailable during an emergency the responsibilities assigned to the LEOF will be transferred to the backup facility known as the Central Emergency Operations Facility. Situations with the potential to affect both Surry and North Anna may warrant transfer of the responsibilities assigned to the LEOF to the CEOF.

7.1.5 Corporate Emergency Response Center and Central Emergency Operations Facility

Space is designated for the Corporate Emergency Response Center (CERC) and the Central Emergency Operations Facility (CEO) at the Innsbrook Technical Center in Glen Allen, Virginia. The facility will be manned by members of the Corporate Emergency Response Team as defined in the Corporate Emergency Response Plan. Plant data is available from the PCS.

7.1.6 Joint Information Center and Local Media Center

Official company statements to the media will be made from Joint Information Center (JIC) by the Chief Technical Spokesperson. The primary JIC is located at the Virginia State Police Administrative Headquarters in Chesterfield, Virginia. These company statements are prepared by members of the Corporate Emergency Response Team as defined in the Corporate Emergency Response Plan.

A Local Media Center (LMC) may be activated as an adjunct to the JIC. The Local Media Center for North Anna Power Station is located at the end of Route 700 on company property. The facility is designated as the North Anna Nuclear Information Center in normal operation. There are dedicated rooms for Dominion, NRC, FEMA, State, and media representatives as well as an auditorium that will accommodate 200 people. Provisions have been made to accommodate TV cameras, copying machines, typewriters, and other equipment needed for press conferences. Should the Local Media Center become uninhabitable, small groups of the Media, no more than 20, can be accommodated in the LEOF with the approval of the Recovery Manager.

7.1.7 Alternate Facility When Under Threat or Experiencing Hostile Action

The Louisa Fire Training Center functions as a staging area for augmentation of emergency response staff if the site is under threat of or experiencing hostile action. This location has the capability to communicate with the emergency operations facility, control room, and plant security.

7.2 COMMUNICATIONS SYSTEMS

The station communications system is designed to provide redundant means to communicate with all essential areas of the station associated with North Anna Units 1 and 2 and to essential locations remote from the station during normal operation and under accident conditions. Communication systems vital to Units 1 and 2 operation and safety are designed so that failure of one component would not impair the reliability of the total communications system. This is accomplished within the Station by using diverse systems. The North Anna EIPs and the State and local county emergency response plans define the responsibilities of designated personnel for use of the communication systems.

7.2.1 Communications Systems Within the Station

The systems which provide for communications within the Station are discussed below.

7.2.1.1 Public Address and Intercom System

A five channel public address and intercom system (Gai-Tronics System) is installed in the Station. The system power is supplied from a power supply which will maintain the system in an operational condition in the event of a normal station service power failure. Zones are provided within that Station to insure operability of a major portion of the system should equipment in a zone become inoperative. Loudspeaker and paging phone stations are located throughout the Station. The coverage of the loudspeakers permits broadcasts to be heard throughout the station. A visual indicator has been installed in those areas where evaluation of NRC Bulletin 79-18, Audibility Problems Encountered on Evacuation of Personnel from High-Noise Areas, identified noise levels which might exceed the volume of the loudspeakers. In the event of an emergency, the system is used to alert Station personnel of any emergency situation and to direct emergency response actions required of on-site personnel.

7.2.1.2 Radio Communications System (Onsite)

An Ultra-High Frequency (UHF) two-way radio trunking system is provided at the Station consisting of base stations/repeaters, mobile units installed in emergency vehicles, and hand-held portable radios. The radio trunking system provides redundancy and independent emergency backup equipment for designated station functions.

7.2.1.3 Private Branch Telephone Exchange (PBX)

A Private Branch Telephone Exchange (PBX) is installed at the Station. The PBX switching equipment is physically located in the PBX Building and is connected to a commercial telephone exchange in Mineral, Virginia. Backup battery power is provided to maintain the system operable 6 to 8 hours following the loss of A.C. power.

7.2.1.4 Sound Powered Telephone System

A sound powered telephone communications system is installed which serves North Anna Units 1 and 2. This system is a multiple channel system connecting selected operating areas of the plant.

Headsets consisting of an earphone and microphone are connected to a two wire channel for direct communication between persons in different areas. Operation of this system is not dependent on the availability of the electrical power system. During an emergency, the system would provide an alternate means of relaying messages.

7.2.2 Offsite Communications Systems

Those systems provided for communication between the Station and offsite are described below:

7.2.2.1 Commercial Telephone

Commercial telephone lines are provided between the Station and a commercial telephone exchange in Mineral, Virginia. These lines are connected into the Station PBX. In addition, lines are provided for communications between the Station and the commercial telephone network which are independent of the Station PBX.

7.2.2.2 Synchronous Optical Network (SONET) Ring

The SONET ring provides Wide Area Network (WAN) connectivity, voice/Automatic Ring Down (ARD) phone and radio control circuits between station emergency response facilities and the CERC/CEOF, and the Commonwealth of Virginia Emergency Operations Center (EOC). The Virginia EOC is linked to the SONET ring via a dedicated microwave facility. The SONET ring and associated microwave facility provide the communication link from the Virginia EOC to the Early Warning System (EWS) transmitter located at North Anna. The SONET ring and associated microwave facility are DC powered with either battery back up or generator back up at each location for extended operation upon loss of AC power.

7.2.2.3 Radio Communications System (Offsite)

The same UHF two-way radio trunking system that provides onsite communications also provides for communications within a ten mile radius of the Station. During an emergency, this system will allow direct contact with Radiation Monitoring Teams, Security vehicles, and a separate channel (Talk Group) between the Security Central Alarm Station and the Louisa County Sheriff's Department.

7.2.2.4 Dedicated NRC Communications

Separate telephone lines are dedicated to the NRC and include the following:

- Emergency Notification System (ENS): The ENS is the system on which initial notifications, as well as ongoing information about plant systems, status and parameters, are provided to the NRC. ENS lines are located in the Control Room, TSC and LEOF.
- Health Physics Network (HPN): Provides for communications regarding radiological and meteorological conditions, assessments, trends, and protective measures. HPN lines are located in the TSC and LEOF.
- Reactor Safety Counterpart Link (RSCL): Allows for internal NRC discussions regarding plant and equipment conditions. RSCL lines are located in the TSC and LEOF.

- *Protective Measures Counterpart Link (PMCL): Allows for the conduct of internal NRC discussions on radiological releases, meteorological conditions, and protective measures. PMCL lines are located in the TSC and LEOF.*
- *Emergency Response Data System (ERDS) Channel: Allows transmittal of reactor parametric data from the site to the NRC. ERDS data is transmitted from the PCS computer, via modem, to the NRC Operations Center.*
- *Management Counterpart Link (MCL): This system has been established for internal discussions between the NRC Executive Team Director/members and the NRC Director of Site Operations or licensee management. MCL lines are located in the TSC and LEOF.*
- *Local Area Network (LAN) Access: Provides access to the NRC local area network. Telephone jacks are provided in the TSC and LEOF for NRC LAN access.*

7.2.2.5 Insta-Phone Loop

A County and State Ringdown Loop (Insta-Phone) has been installed that permits simultaneous telephone-speaker communications from the Station to the Counties of Louisa, Spotsylvania, Orange, Caroline, and Hanover and the State DEM on a 24-hour per day basis. This loop can be activated at the Station from the Control Room, TSC, or LEOF.

7.2.3 Communications System Reliability

A failure of one communication system will not affect the operation of other communications systems at the station. The communications systems within the Station have diverse power supplies. The public address system has an emergency backup, and the sound powered phone system does not rely on any station power system. Since the onsite communication systems normally will be in use, or periodically tested, equipment failure will not go unnoticed. The multiplicity of onsite communications networks ensures the availability of adequate communications. Equipment for these systems is located in different areas of the Station thus ensuring that an accident in one area of the Station would not incapacitate all communication systems. Failure of normal power supplies will not deprive the station of offsite communication capability since, in most cases, backup power is provided. Dedicated telephone lines are checked according to specified schedules.

7.2.4 Emergency Response Facility Communications

The communication systems discussed above are used extensively in the Emergency response facilities. A summary of the types of communications is provided in Table 7.1.

7.3 ASSESSMENT FACILITIES AVAILABLE ONSITE

A number of instrumentation and monitoring systems are available onsite for emergency assessments. These systems are described below.

7.3.1 Seismic Monitoring

The Seismic Monitoring System is designed to detect the occurrence of an earthquake at the North Anna site, to alert the Control Room via panel indications and annunciation, and to provide records of the

intensity, duration, and frequency of the earthquake. A combination of passive and active detection devices are located in the Unit 1 Containment and the Auxiliary Building. The devices sense and record acceleration and frequency in all three mutually perpendicular directions. Active sensors provide indication and recording of seismic activity in the Control Room, while passive sensors record seismic activity by etching marks on metal plates which are later retrieved and evaluated.

7.3.2 Radiological Monitoring

The installed Radiation Monitoring System (RMS) consists of process monitors and area monitors which read out and record in the Control Room. The process system continuously monitors selected lines for radioactive effluents. The system's function is to warn personnel of increasing radiation levels, to give early warning of a system malfunction, and to record and control discharges of radioactive liquids and gases to the environment.

High range process monitors are installed to provide accurate indication of plant releases during and following an accident. The flow paths monitored include the ventilation vents, the process vent (part of the Gaseous Waste System), the main steam lines, and the turbine driven auxiliary feedwater pump exhaust. High range area monitors, located inside the containments, are installed to provide additional information on core integrity during and after a design basis accident.

In addition to the fixed radiation monitoring equipment, portable radiation monitoring equipment would be used to perform dose assessments. The equipment consists of low and high range instruments to measure gamma, alpha, beta, and neutron radiation. This equipment is maintained by the Radiological Protection Department and is used on a routine basis. Portable gamma detection instrument are also dedicated for emergency kit use (See Appendix 10.5). The kits are set aside solely for emergency use and are inventoried and checked for calibration and operability on a quarterly basis.

Portable equipment is also available to take low or high volume air samples. Battery operated air samplers can be used to collect low volume samples either onsite or offsite. Silver Zeolite cartridges would be used for sampling radioiodine with a minimum detectable activity capability of 5×10^{-8} microcuries per cc. Silver Zeolite has a low retention efficiency for Xenon and therefore, interference should be minimal. Plastic bags and bottles are available to collect water, soil, foodstuffs or other samples.

Emergency Plan Implementing Procedures provide the methodology for determining the magnitude of a release by three separate and independent methods: (1) using data or samples continuously obtained by the onsite Radiation Monitoring System, (2) using known inventory data for the system(s) affected and (3) obtaining offsite data from air samplers or dosimeters which are continuously in place, or taking radiation surveys and appropriate samples, and using this data to calculate releases.

Equipment designated for use in environmental surveillance such as air samplers and thermoluminescent dosimeters (TLDs) is used to obtain offsite data. The radiological monitoring instrumentation and sampling devices used by the station meet the minimum requirements of the NRC Radiological Assessment Branch Technical Position for Environmental Radiological Monitoring Programs. Two TLDs have been placed in each of the 16 sectors within an approximate 5 mile radius of the station for

environmental monitoring. Eight (8) TLDs are located beyond five miles from the station and are used to establish normal background radiation levels. Further details can be found in VPAP-2103N, Offsite Dose Calculation Manual (North Anna). The State also has TLD monitoring points located around the Station used for verification purposes. Dosimetry and air sampler locations within the 10 mile EPZ are shown on Figures 7.1 and 7.2.

North Anna maintains fixed laboratory equipment to support sampling analysis and monitoring. The equipment includes Multichannel Analyzers, proportional counters, a tritium analyzer, and whole body counters; arrangements are maintained for reading TLDs.

7.3.3 Meteorological Monitoring

The station's Meteorological Monitoring System provides the capability for predicting atmospheric effluent transport and diffusion. The system consists of a primary and a backup tower, the locations of which were chosen so as to be representative of regional conditions. Instruments located at these towers provide data to MIDAS via the PCS. The data is also transmitted to the Control Room and to the company's Weather Center at Innsbrook. Table 7.2 provides a listing of the parameters measured.

The meteorological equipment was designed to meet the criteria of Regulatory Guide 1.23, "On Site Meteorological Programs", dated February 1972.

7.3.4 Plant Process Parameter Monitoring

Installed in the Control Room are the necessary instrumentation readouts to assess station status under all conditions. Information is available from meter displays, chart recorders, annunciators, and the plant process computers to assist the operator in contending with accident conditions.

In order to support the data acquisitions need of the emergency response facilities, the PCS has been installed. The PCS provides plant monitoring, data acquisition, and critical plant data in the form of real-time status displays for the purpose of making a rapid evaluation of the reactor plant's safety status. The PCS includes the Safety Parameter Display System (SPDS), Emergency Response Guidelines (ERGs), process and instrument displays, and pressure-temperature plant displays. Monitor displays are continuously updated by the computer systems as they collect and process parametric data from the various plant sensors. The PCS host computers are housed in the TSC. These units process inputs from plant sensors and distribute information via the station LAN and corporate Wide Area Network (WAN). The information is available any LAN/WAN-connected PC which has the appropriate software and security level for access, including the Control Room, TSC, LEOF, and CERC/CEOF.

7.3.5 Fire Detection

The Station's Fire Protection System is designed to furnish water and other extinguishing agents with the capability of extinguishing any single or probable combination of simultaneous fires that might occur. Smoke and heat detectors are utilized for fire detection resulting in automatic fire suppression initiation and/or alarming. These systems are designed in accordance with the standards of the National Fire Protection Association.

7.3.6 Post Accident Sampling

A contingency plan, controlled by normal Chemistry procedures, has been developed for obtaining and analyzing highly radioactive samples of reactor coolant, containment sump, and containment atmosphere. (Reference NRC Letter, Subject: North Anna Power Station, Units 1 and 2 - Issuance of Amendments Re: Elimination of Post-Accident Sampling System Requirements, dated December 19, 2001, Serial No. 01-760)

7.4 ASSESSMENT FACILITIES AVAILABLE OFFSITE

The facilities and equipment located at the Surry Power Station may be utilized as applicable during emergency conditions at the North Anna Station. Additional seismic and meteorological data would be available. Respiratory protection, portable radiation detection instrumentation, and count room and sample analysis facilities would also be made available. Seismic data may be obtained from the National Earthquake Information Service. Meteorological data can be obtained from the following sources:

<u>LOCATION</u>	<u>ORGANIZATION</u>	<u>DISTANCE FROM NORTH ANNA (MILES)</u>
Chesterfield	Dominion	56
Wakefield, Virginia	National Weather Service	82
Charlottesville	Federal Aviation Administration	43
Dulles Airport	National Weather Service	65

The State Health Department has equipped a mobile laboratory with radioassay equipment to respond to radiation emergencies. This vehicle is equipped with a radio to facilitate coordination between the State and the company's offsite monitoring teams.

7.5 DAMAGE CONTROL EQUIPMENT AND SUPPLIES

The Station maintains an adequate inventory of spare parts, equipment and supplies, and could rely on additional equipment and supplies from the Surry Power Station. Such equipment and supplies consist of full face respirators with proper filters or canisters, SCBA respirators, air supplied respirators, silver zeolite cartridges (radioiodine sampling), portable survey instruments, protective clothing and auxiliary apparel, portable sampling equipment, TLDs self-reading dosimeters, count room instrumentation, polyethylene bags and bottles, radiation signs and rope, radioactive waste containers, ion-exchange resin (liquid waste processing), portable hand-held 2-way radios, portable lighting equipment, and Company-owned vehicles.

This equipment is normally stored either in the Health Physics office and/or warehouse to facilitate transfer to the Operational Support Center as needed. Equipment specifically designated for emergency response is inspected and inventoried at least once a quarter. Portable survey instrumentation is calibrated in accordance with manufacturer's recommendations, and count room instrumentation is calibrated annually (source checked daily).

7.6 EARLY WARNING SYSTEM

The company has installed and is responsible for maintaining and periodically testing an Early Warning System (EWS) consisting of sirens located throughout the 10 mile EPZ. The purpose of this

system is to ensure that essentially 100% of the population within 5 miles of the site can be alerted within 15 minutes and that essentially 100% of the population from 5 to 10 miles from the site who may not have received the initial notification can be alerted within 45 minutes. The Federal Emergency Management Agency (FEMA) has determined that the system satisfies the requirements of NUREG-0654/FEMA-REP-1, Revision 1, and FEMA-REP-10.

The state and local governments have ultimate responsibility for warning the public. Should it be necessary, state and local authorities will alert the public within the 10 miles EPZ using alternative methods described in the COVRERP.

Members of the public within the ten (10) mile EPZ shall be informed of what actions to take following activation of the EWS sirens. Upon hearing the alert, they have been instructed to turn on their radios or television sets to the Emergency Alert System (EAS) to receive further instructions. Louisa and Spotsylvania counties and the State have 24 hour a day capability to activate the EWS system. Messages sent out over the EAS are prepared by the State DEM.

TABLE 7.1
ERF COMMUNICATIONS

Control Room

1. ARD to TSC, OSC, Security, System Operator, DEM
2. Insta-phone Loop to State and Country EOCs
3. Station PBX Phones
4. OPX Phone (General Office Network)
5. Radio System
6. NRC Emergency Notification System (ENS)
7. Commercial Phones (Independent of Station PBX)
8. Public Address/Intercom (Gai-tronics)
9. Sound Powered System
10. Emergency Response Data System (ERDS) Channel

Technical Support Center (TSC)

1. ARD to Control Room, OSC, LEOF/CEOF(CERC), Security, Primary Remote Assembly Area, DEM
2. Insta-Phone Loop to State and County EOCs
3. Commercial Phones (Independent of Station PBX)
4. Radio System
5. Station PBX Phones
6. OPX Phone (General Office Network)
7. NRC Emergency Notification System (ENS)
8. Public Address/Intercom (Gai-tronics)
9. Sound Powered System
10. NRC Health Physics Network (HPN)
11. NRC Reactor Safety Counterpart Link (RSCL)
12. NRC Protective Measures Counterpart Link (PMCL)
13. NRC Emergency Response Data System (ERDS) Channel
14. NRC Management Counterpart Link (MCL)
15. NRC Local Area Network (LAN) Access

Operational Support Center

1. Public Address/Intercom (Gai-Tronics)
2. Station PBX Phone
3. ARD to TSC, Control Room, HP

Local Emergency Operations Facility (LEOF)

1. ARD to TSC, LMC, CERC News Room, Primary Remote Assembly Area, DEM, Louisa County, Spotsylvania County
2. Insta-Phone Loop to State and County EOCs
3. Commercial Phones (Independent of Station PBX)
4. Radio System
5. Station PBX Phones
6. OPX Phone (General Office Network)
7. NRC Emergency Notification System (ENS)
8. NRC Health Physics Network (HPN)
9. NRC Reactor Safety Counterpart Link (RSCL)
10. NRC Protective Measures Counterpart Link (PMCL)
11. NRC Management Counterpart Link (MCL)
12. NRC Local Area Network (LAN) Access

Corporate Emergency Response Center (CERC)

1. OPX Phone (Station PBX)
2. CEOF ARD to TSC
3. Insta-Phone Loop to State and County EOCs
4. General Office Network Phones

Local Media Center (Located in North Anna Nuclear Information Center)

1. Commercial Phones (Independent of Station PBX)
2. ARD to LEOF, CERC News Room
3. NANIC PBX Phones
4. OPX Phones (Station PBX and General Office Network)
5. Media Conferencing Network
6. Central Office (CO) leased phone lines

Legend

ARD - Automatic Ringdown
DEM - State Dept. of Emergency Management
OPX - Off-Premises Exchange
ENS - Emergency Notification System (NRC)
PBX - Private Branch Exchange

TABLE 7.2

METEOROLOGICAL MONITORING SYSTEM PARAMETERS⁽¹⁾

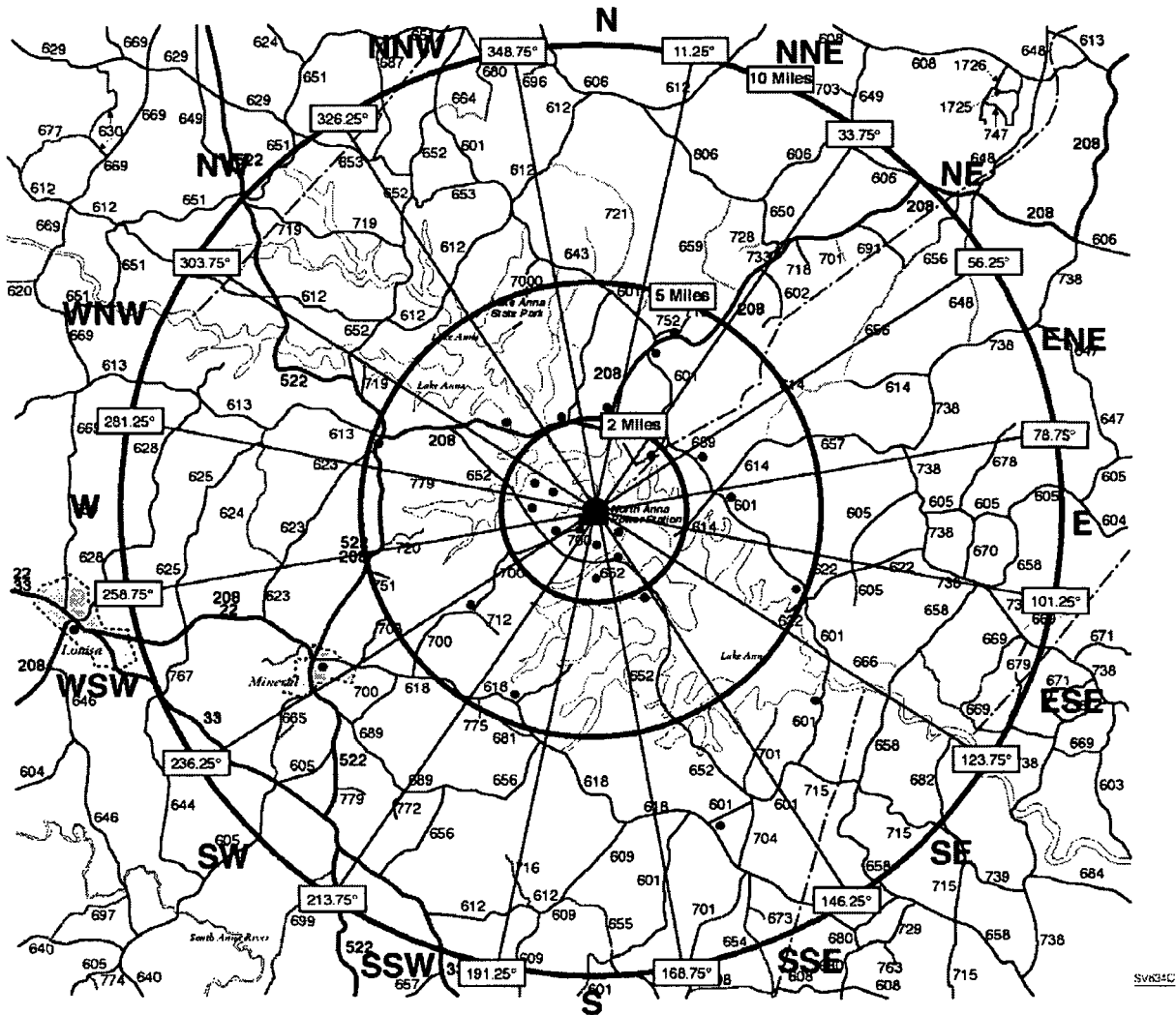
<u>Measurement</u>	<u>Primary Tower</u>		<u>Ground</u>	<u>Backup Tower</u>	<u>Control Rm. Readout</u>
	<u>48.5 Meters.</u>	<u>10.7 Meters</u>		<u>10.7 Meters.</u>	
Wind Speed	X	X		X	X
Wind Direction	X	X		X	X
Sigma-theta	X	X		X	X ⁽²⁾
Temperature		X			X
Differential Temperature	X	X			X
Dew Point Temperature		X			
Precipitation			X		

(1) All data available via dial-up link at Meteorological Operations in Richmond.

(2) Signal from Backup Tower only.

FIGURE 7.1

**NORTH ANNA POWER STATION
MONITORING LOCATION MAP**



NOTE: Specific locations are provided in Figure 7.2. Locations within one-half mile not displayed.

FIGURE 7.2

**NORTH ANNA POWER STATION
MONITORING LOCATION LISTING***

<u>Sample Media</u>	<u>Location</u>	<u>Station #</u>	<u>Distance</u> <u>(miles)</u>	<u>Direction</u>	<u>Remarks</u>
Environmental (TLDs)	Bearing Cooling Tower	N-1/33	0.06	N	On-Site
	Sturgeon's Creek Marina	N-2/34	2.04	N	
	Parking Lot "C"	NNE-3/35	0.24	NNE	On-Site
	Good Hope Church	NNE-4/36	3.77	NNE	
	Parking Lot "B"	NE-5/37	0.20	NE	On-Site
	Boggs Drive	NE-6/38	1.46	NE	
	Weather Tower Fence	ENE-7/39	0.36	ENE	On-Site
	Route 689	ENE-8/40	2.43	ENE	
	Near Training Facility	E-9/41	0.30	E	On-Site
	Morning Glory Hill	E-10/42	2.85	E	
	Island Dike	ESE-11/43	0.12	ESE	On-Site
	Route 622	ESE-12/44	4.70	ESE	
	Biology Lab	SE-13/45	0.64	SE	On-Site
	Route 701 (Dam Entrance)	SE-14/46	5.88	SE	
	Aspen Hills	SSE-15/47	0.93	SSE	Site Boundary
	Elk Creek	SSE-16/48	2.33	SSE	
	NAPS Access Road	S-17/49	0.47	S	On-Site
	Elk Creek Church	S-18/50	1.55	S	
	NAPS Access Road	SSW-19/51	0.42	SSW	On-Site
	Route 618	SSW-20/52	5.30	SSW	
	500KV Tower	SW-21/53	0.60	SW	On-Site
	Route 700	SW-22/54	3.96	SW	
	NAPS Radio Tower	WSW-23/55	0.38	WSW	On-Site
	Route 700	WSW-24/56	1.00	WSW	Site Boundary
	South Gate of Switchyard	W-25/57	0.32	W	On-Site
	Route 685	W-26/58	1.55	W	
	End of Route 685	WNW-27/59	1.00	WNW	Site Boundary
	Route 685	WNW-28/60	1.40	WNW	
	Laydown Area North Gate	NW-29/61	0.45	NW	On-Site
	Lake Anna Campground	NW-30/62	2.54	NW	
	#1/#2 Intake	NNW-31/63	0.07	NNW	On-Site
	Route 208	NNW-32/64	2.21	NNW	
	Bumpass Post Office	C-1/2	7.30	SSE	
	Orange, Va.	C-3/4	22.00	NW	Control
	Mineral, Va.	C-5/6	7.10	WSW	
	Louisa, Va.	C-7/8	11.54	WSW	Control
Environmental (TLDs) and Airborne Particulate and Radioiodine	NAPS Sewage Treatment Plant	01	0.20	NE	On-Site
	Frederick's Hall	02	5.30	SSW	
	Mineral, Va.	03	7.10	WSW	
	Wares Crossroads	04	5.10	WNW	
	Route 752	05	4.20	NNE	
	Sturgeon's Creek Marina	05A	2.04	N	
	Levy, Va.	06	4.70	ESE	
	Bumpass, Va.	07	7.30	SSE	
	End of Route 685	21	1.00	WNW	Site Boundary
	Route 700	22	1.00	WSW	Site Boundary
	"Aspen Hills"	23	0.93	SSE	Site Boundary
	Orange, Va.	24	22.00	NW	Control

* Source Document: VPAP-2103N, Rev. 23, Attachment 10, Environmental Sampling Locations.

NORTH ANNA POWER STATION
EMERGENCY PLAN

SECTION 8

MAINTAINING EMERGENCY PREPAREDNESS

<u>Part</u>	<u>Subject</u>	<u>Page No.</u>
8.0	Maintaining Emergency Preparedness	8.3
8.1	Responsibility for Maintaining Emergency Preparedness	8.3
8.2	Maintenance of the Emergency Plan, Emergency Plan Implementing Procedures, and Emergency Personnel Notification List	8.4
8.2.1	Review of the Emergency Plan and Emergency Plan Implementing Procedures	8.4
8.2.2	Review of the Emergency Personnel Notification List	8.4
8.2.3	Distribution of Emergency Plans and Implementing Procedures	8.4
8.2.4	Review of Evacuation Time Estimates	8.5
8.3	Training of Station Personnel	8.5
8.3.1	Responsibilities for Maintaining Emergency Preparedness Training	8.5
8.3.2	Nuclear Employee and Visitor Training	8.6
8.3.3	Emergency Response Personnel Training	8.6
8.3.4	Cognitive Evaluations	8.7
8.3.5	Task Performance Evaluations	8.7
8.3.6	Training Records	8.7
8.4	Training Offsite Support Personnel	8.7
8.5	Emergency Drills	8.8
8.5.1	Communications Drills	8.9
8.5.2	Fire Drills	8.9
8.5.3	Medical Emergency Drills	8.9
8.5.4	Environmental Monitoring Drills	8.9
8.5.5	Radiological Monitoring Drills	8.10
8.5.6	Combined Functional Drills	8.10

<u>Part</u>	<u>Subject</u>	<u>Page No.</u>
8.6	Emergency Exercises	8.10
8.6.1	Scheduling of Emergency Exercises	8.10
8.6.2	Emergency Exercise Content	8.10
8.6.3	Emergency Exercise Scenarios	8.11
8.6.4	Conduct of Emergency Exercises	8.11
8.6.5	Emergency Exercise Evaluation and Corrective Action	8.12
8.6.6	Records of Emergency Exercise	8.12
8.7	Testing and Maintenance of Emergency Equipment	8.12
8.8	Informing the Public	8.13
8.9	Independent Review of the Emergency Preparedness Program	8.13
Table 8.1	Emergency Preparedness Training	8.15

8.0 MAINTAINING EMERGENCY PREPAREDNESS

Dominion has instituted an emergency preparedness program to support development, maintenance and coordination of the company's emergency response capability. The Emergency Plan and associated Emergency Plan Implementing Procedures, which provide specific guidance to emergency response personnel, are revised as required and reviewed at least annually in accordance with this program.

Personnel who may be required to fill emergency response positions receive initial and annual training in their functional responsibilities. Training is also provided for various offsite groups that have agreed to support the station response to an emergency. Dedicated emergency equipment is kept operational through testing in accordance with an established periodic surveillance program. Periodic drills and a biennial exercise are conducted for training and to identify program strengths and weaknesses. Additionally, the emergency preparedness program provides for the issuance of public information material. This material provides the public with a description of the emergency notification process, and guidelines used to protect public health and safety in an emergency. Independent reviews of the emergency preparedness program are also conducted.

8.1 RESPONSIBILITIES FOR MAINTAINING EMERGENCY PREPAREDNESS

The President and Chief Nuclear Officer Dominion Nuclear, assigned the overall authority for maintaining emergency preparedness, has delegated the responsibility for program maintenance to the Vice President - Nuclear Support Services, and program implementation to the Vice President - Nuclear Operations. The Vice President - Nuclear Support Services has delegated the responsibility for maintaining emergency preparedness to the Director Nuclear Emergency Preparedness. The Vice President - Nuclear Operations has delegated the responsibility for station emergency preparedness to the Site Vice President. The primary responsibilities for maintaining the emergency preparedness program include:

- a) Coordinating the Company emergency preparedness program with offsite emergency response organizations
- b) Coordinating Company emergency preparedness planning activities
- c) Conducting public information and media information activities
- d) Coordinating emergency drills and exercises between Company departments and offsite agencies, and ensuring that they are conducted as required;
- e) Coordinating emergency preparedness program reviews
- f) Coordinating emergency preparedness activities between the stations and other Company departments
- g) Providing support to the stations in the area of emergency preparedness
- h) Obtaining letters of agreement from appropriate offsite emergency response organizations
- i) Coordinating the annual review of Emergency Action Levels with State and local
- j) Performing the annual review of the emergency plan and implementing procedures
- k) Maintaining the Emergency Plan, Implementing Procedures, and other documents related to Emergency Preparedness

- l) Ensuring distribution of copies of the Emergency Plan and Implementing Procedures to persons or organizations with responsibility for implementation of the plan or procedures
- m) Coordinating emergency preparedness training and ensuring that it is performed
- n) Ensuring that required testing and maintenance of emergency equipment is performed
- o) Ensuring that required emergency preparedness records are maintained and filed
- p) Coordinating the conduct of an augmentation capability assessment at least once per calendar quarter

The hierarchy for program maintenance is further outlined in VPAP-2601, "Maintaining Emergency Preparedness".

8.2 MAINTENANCE OF THE EMERGENCY PLAN , EMERGENCY PLAN IMPLEMENTING PROCEDURES, AND EMERGENCY PERSONNEL NOTIFICATION LIST

Station documents which are required to ensure emergency preparedness include:

- a) The North Anna Emergency Plan
- b) The North Anna Emergency Plan Implementing Procedures
- c) The North Anna Emergency Personnel Notification List

8.2.1 Review of the Emergency Plan and Emergency Plan Implementing Procedures

Nuclear Emergency Preparedness personnel shall review the North Anna Emergency Plan and associated Implementing Procedures at least annually, certifying that they are adequate and current. Nuclear Emergency Preparedness personnel shall also review the results of independent assessments of the emergency preparedness program and critiques of exercises and drills to evaluate their impact on station emergency preparedness documents. The results of these reviews shall be reported to the Facility Safety Review Committee (FSRC) and the documentation filed by Records Management. FSRC shall review proposed revisions to the Emergency Plan and the Emergency Plan Implementing Procedures and make recommendations to the Site Vice President, who is responsible for their approval. If a proposed revision is judged to decrease the effectiveness of these documents with respect to the requirements of 10 CFR 50.47 (b) or 10 CFR 50, Appendix E, it shall be submitted to the NRC for approval in accordance with the requirements of 10 CFR 50.54 (q) prior to implementation.

8.2.2 Review of the Emergency Personnel Notification List

Nuclear Emergency Preparedness personnel shall ensure a review of the Emergency Personnel Notification List is performed at least quarterly, and shall ensure required revisions are made. Documentation of this review shall be filed by Records Management.

8.2.3 Distribution of Emergency Plans and Implementing Procedures

In accordance with 10 CFR 50, Appendix E, revisions to the Emergency Plan and Implementing Procedures shall be submitted to the NRC within 30 days following the assigned effective date. Revisions to the SEP will also be distributed to those offsite agencies requiring copies in order to perform their emergency response functions.

8.2.4 Review of Evacuation Time Estimates

Nuclear Emergency Preparedness personnel shall ensure evacuation time estimates (ETEs) are developed within 365 days of when U.S. Census Bureau decennial data becomes available. ETEs are a factor considered in the development of off-site protective action recommendations (see Section 6.3.1) and are provided to Commonwealth and local governmental authorities for use in developing off-site protective action strategies. ETEs are reviewed against estimated EPZ permanent resident population changes at least once a year and within 365 days of the date of the previous ETE or its most recent review. Increases of ETEs greater than the limits detailed in 10 CFR 50 Appendix E require the ETE analysis be updated. The decennial ETE and its updates are submitted to NRC as required by 10 CFR 50 Appendix E.

8.3 TRAINING OF STATION PERSONNEL

The effectiveness of a response to a station emergency relates directly to the level of emergency preparedness maintained by station personnel. Emergency preparedness of station personnel is maintained through an integrated program that includes general orientation for all persons badged at the station and additional detailed training for persons assigned specific emergency response functions to supplement the general orientation and normal job related training.

The primary objectives of this emergency preparedness training program are to:

- a) Ensure emergency response personnel maintain familiarity with the North Anna Emergency Plan, its implementing procedures and their functional responsibilities during an emergency
- b) Inform emergency response personnel of their functional role and responsibilities during an emergency
- c) Familiarize emergency response personnel with significant changes to the North Anna Emergency Plan and its implementing procedures

8.3.1 Responsibilities for Maintaining Emergency Preparedness Training

To ensure that regulatory requirements and guidance for conducting emergency preparedness training are met, a Nuclear Power Station Emergency Preparedness Training (NPSEPT) Program Guide has been developed. Responsibilities for ensuring emergency preparedness training are provided as follows:

- a. The Site Vice President is responsible for ensuring station personnel are trained in accordance with the NPSEPT Program Guide.
- b. Department directors, managers and supervisors are responsible for ensuring their personnel receive training. This includes designating individuals who may serve as primary, interim or alternate emergency response personnel and ensuring they successfully complete the training specified by the NPSEPT Program Guide.
- c. The Director Nuclear Emergency Preparedness is responsible for developing and scheduling training programs that meet the requirements for this plan, and for maintaining records to document the training.
- d. Nuclear Emergency Preparedness personnel other than those designated to develop training programs will independently check that the training required by the NPSEPT Program Guide and this plan is accomplished.

8.3.2 Nuclear Employee and Visitor Training

All persons badged to enter the Protected Area unescorted receive, as part of Nuclear Employee Training, computer-based training (CBT) and annual retraining in the following subjects:

- a) Station Policies and Procedures including, in part:
 - 1) Reporting abnormal conditions (e.g., fire, first aid event, etc.)
 - 2) Fire and First Aid alarms and announcements
 - 3) Response to Fire and First Aid emergencies
- b) Radiation Protection Training including basic principles of radiological safety
- c) Emergency Preparedness Training Overview including:
 - 1) General scope and overview of the Emergency Plan
 - 2) Station Emergency Alarm and announcements
 - 3) Response to Station Emergency Alarm
 - 4) Personnel accountability
 - 5) Visitor control during an emergency
 - 6) Site evacuation
 - 7) Emergency Plan Implementing Procedures
 - 8) Emergency Organization
 - 9) Emergency Control Centers (Emergency Facilities)
 - 10) Emergency Action Levels

As appropriate, certain station visitors receive training in some or all of the above subjects in accordance with station administrative procedures.

8.3.3 Emergency Response Personnel Training

Personnel designated to fill interim, primary or alternate emergency response positions will receive training in accordance with the NPSEPT Program Guide. Emergency preparedness training not conducted by the NEP staff is conducted pursuant to supporting department training program guidance. NEP will ensure that this training is consistent with the provisions of the NPSEPT Program Guide. These training programs taken collectively establish the initial training and retraining requirements for all emergency response positions. Table 8.1 provides a listing of select emergency response positions along with an overview of the training provided. Revisions to the NPSEPT Program Guide that affect those descriptions referenced in Table 8.1 will be reflected in the next scheduled revision of this Plan. Equivalency credit for required training sessions may be awarded based on an individual's knowledge of the subject matter. Such credit requires the approval of the Director Nuclear Emergency Preparedness and the Site Vice President.

8.3.4 Cognitive Evaluations

Cognitive evaluations may include self-critiques, group discussions, and/or tests administered following completion of NPSEPT training. Evaluations are normally administered by the course instructor and may be scheduled at the end of a workshop, learning activity, instructional unit, or a number of related units. A minimum score of 70% is considered passing on NPSEPT tests. For training incorporated into regularly scheduled continuing training programs, the passing criteria for that training program applies. Individuals failing to successfully complete the required training within the required time interval will be relieved of their emergency response assignments.

8.3.5 Task Performance Evaluations

Task performance evaluations are prescribed for individuals who must perform tasks as responders which are outside of their normal day-to-day responsibilities and may be satisfied through completion of a Job Demonstration Guide (JDG), participation in an appropriate drill, Simulator Exercise, facility training activity or included in classroom learning activities as part of the training requirement. JDG evaluations are conducted by the applicable primary responder, team leader or instructor and are scored on a pass/fail basis.

8.3.6 Training Records

The Director Nuclear Emergency Preparedness is responsible for ensuring that required emergency preparedness training records are maintained. These records are maintained by Records Management. The required emergency preparedness training records include:

- a) Program Records: Attendance sheets, master copies of Job Demonstration Guides, master copies of tests and answer keys, copies of instructor guides, NPSEPT Training Rosters and NPSEPT extensions.
- b) Trainee Records: Completed tests and responder training records.

8.4 TRAINING OF OFFSITE SUPPORT PERSONNEL

The various offsite organizations which support the station during an emergency receive training as part of their own emergency preparedness programs. For example, corporate personnel receive emergency preparedness training as part of the Corporate Emergency Response Plan, and the State and local governments conduct training for their personnel as part of their Radiological Emergency Response Plan program. However, in order to promote effective emergency response capability, the station offers site specific emergency response training on an annual basis to local offsite emergency support organizations which have agreed to provide assistance. The organizations include the Commonwealth of Virginia Department of State Police and local county sheriffs departments, volunteer fire companies, and rescue squads.

The annual training shall address the following:

- a) The basic scope of the North Anna Power Station Emergency Plan
- b) Emergency classifications
- c) Notification methods
- d) Basic radiation protection

- e) Station access procedures
- f) The individual, by title, in the station emergency response organization who will direct their activities onsite
- g) Definition of their support roles

Training offered to local offsite support organizations will be coordinated with Station Safety and Loss Prevention or Station Security, as appropriate. Safety and Loss Prevention, Security, and/or Nuclear Training may assist in the conduct of offsite training. Training records shall be maintained and filed by Records Management. These records shall include letters of invitation (or record of telephone invitation), attendance sheets, and the curriculum outline.

8.5 EMERGENCY DRILLS

As a part of maintaining emergency preparedness, periodic drills shall be conducted. The primary objectives of drills are to:

- a) that facilities, equipment, and communication systems function as required
- b) Demonstrate the adequacy of station procedures used during an emergency
- c) Familiarize station emergency response personnel with planned emergency response actions
- d) Disclose deficiencies which may require corrective action

Drills may be conducted independently, in conjunction with another drill or conducted as part of an exercise. The individual responsible for the drill shall ensure that all necessary documentation is maintained.

A scenario will be developed to support the conduct of each drill. The scenario should be designed to allow for open decision-making (free-play). If a drill is conducted in conjunction with another drill or as part of an exercise, the drill scenario, objectives and narrative shall be incorporated into the overall drill/exercise package. Drill packages shall include:

- a) Objectives of the drill
- b) Evaluation criteria
- c) Date and time period of the drill
- d) Participating personnel or organizations
- e) A narrative summary describing the overall integration of scenario events (e.g., simulated casualties, offsite assistance, rescue of personnel, simulated activity levels, and deployment of monitoring teams)
- f) A time schedule of the real and simulated events

It is not required that all emergency response personnel assigned a particular emergency function participate in a drill covering that function. State and local governments will be allowed to participate in drills at their request. Participation by offsite organizations may be simulated.

Drills shall be controlled and observed by individuals qualified to conduct and evaluate the drill. Critiques will be used to document evaluation of the drill. Deficiencies identified as a result of the drill evaluation will be presented to Station Management, and corrective actions will be coordinated through NEP.

Records of each drill will be maintained by Records Management and include the drill scenario package and the post-drill critique. Records of drills held in conjunction with an exercise may be integrated into the emergency exercise package (i.e. scope, objectives, critique, etc.).

The types and frequencies of drills conducted at the station are designated below.

Provisions for conducting post accident sampling drills, previously addressed herein, became obsolete upon implementation of contingency plans for obtaining and analyzing highly radioactive samples of reactor coolant, containment sump, and containment atmosphere. Although these contingency plans must be available during an accident, they do not have to be carried out in emergency plan drills or exercises. (Reference NRC Letter, Subject: North Anna Power Station, Units 1 and 2 - Issuance of Amendments Re: Elimination of Post-Accident Sampling System Requirements, dated December 19, 2001, Serial No. 01-760)

In addition to the following drills, an augmentation capability assessment shall be performed once per calendar quarter. This activity shall assess the elements involved in notification processes for augmenting the emergency response organization.

8.5.1 Communications Drills

Communications drills shall be conducted at least once per calendar year and shall include:

- a) Use of emergency communications systems between the Control Room, the TSC, the LEOF, the OSC, the NRC Operations Center, the State EOC, the county EOCs, and the Onsite and Offsite Monitoring Teams
- b) Sending, receiving, and verification of message content

8.5.2 Fire Drills

Fire drills shall be conducted in accordance with the requirements of the North Anna Fire Protection Program.

8.5.3 Medical Emergency Drills

Medical Emergency drills shall be conducted at least once per calendar year and shall include:

- a) A simulated contaminated injured individual
- b) Participation by a local rescue squad
- c) Transport to an offsite medical facility
- d) Participation by the offsite medical facility

8.5.4 Environmental Monitoring Drills

Environmental Monitoring drills shall be conducted at least once per calendar year and shall include:

- a) Collection of water, vegetation, soil, and air samples both onsite and offsite, as appropriate
- b) Analysis of the above samples
- c) Use of communications with the monitoring teams
- d) Use of the appropriate procedures for collecting and analyzing samples and recording results

8.5.5 Radiological Monitoring Drills

Radiological Monitoring drills shall be conducted semi-annually with a maximum allowable grace period not to exceed 25%, and shall include:

- a) Response to simulated elevated airborne and/or liquid activity levels, as appropriate
- b) Response to simulated elevated area radiation levels
- c) Analysis of the simulated radiological situation using the appropriate procedures.

8.5.6 Combined Functional Drills

Combined Functional drills shall be conducted at least once during the interval between biennial exercises and involve a combination of some of the principal functional areas of onsite emergency response capabilities, such as:

- a) Management and coordination of emergency response
- b) Accident assessment
- c) Protective action decision making
- d) Plant system repair and corrective actions

8.6 EMERGENCY EXERCISES

An emergency exercise shall be conducted with a stated scope and objectives. The primary objectives of an emergency exercise are to:

- a) Check the integrated capability of the various emergency response organizations to respond to an emergency
- b) Test a major portion of the basic elements existing within the emergency response plans and organizations
- c) Demonstrate the adequacy of procedures used during an emergency
- d) Provide an opportunity for emergency response personnel to demonstrate their ability to perform planned emergency response actions
- e) Disclose deficiencies which may require corrective action

8.6.1 Scheduling of Emergency Exercises

An emergency exercise shall be conducted at North Anna Power Station at least once per biennium, normally on even numbered years. All biennial exercises must include demonstration of response to at least the Site Area Emergency classification level.

At least once in every eight-year exercise cycle, a drill or exercise should be initiated between 6:00 pm and 4:00 am. Unannounced exercises or drills are conducted on a periodic basis to the extent such exercises can be supported by affected internal and external organizations.

8.6.2 Emergency Exercise Content

Exercises are conducted on a periodic basis. The exercises allow demonstration of the key skills specific to emergency response duties in the Control Room, TSC, OSC, EOF, and Joint Information Center in order to implement the principal functional areas of emergency response. The exercises:

- a) Test the adequacy of timing and content of implementing procedures and methods

- b) Test emergency equipment and communications networks
- c) Test the public notification system
- d) Test the familiarity of emergency organization personnel with their duties

Scenarios are varied so major elements of the state, local and station plans and preparedness organizations are tested, including, at least once during the 8-year exercise cycle, the following:

- a) Hostile action directed at the plant site
- b) No radiological release or an unplanned minimal radiological release that does not require public protective actions
- c) An initial classification of or rapid escalation to a Site Area Emergency or General Emergency
- d) Implementation of strategies, procedures, and guidance developed under §50.54(hh)(2)
- e) Integration of offsite resources with onsite response

8.6.3 Emergency Exercise Scenarios

Each emergency exercise shall be based on a pre-planned written scenario. The overall exercise package shall address, but not be limited to:

- a) Basic performance objectives of the exercise
- b) Evaluation criteria used to check demonstration of performance objectives
- c) Date, initiation time, and exercise duration
- d) Participating organizations
- e) Simulated events
- f) Time schedule of the real and simulated events
- g) A narrative summary describing the overall integration of scenario events such as simulated causalities, offsite assistance, rescue of personnel, use of protective equipment, simulated activity and radiation levels, and deployment of monitoring teams
- h) A description of the number, location, and basic duties of the controllers
- i) A description of the arrangements made for, and advance materials to be provided to, the controllers. Advance knowledge of the scenario shall be minimized to ensure realistic participation by those involved.

8.6.4 Conduct of Emergency Exercises

The emergency exercise will be initiated and supervised by designated controllers. These controllers shall ensure that:

- a) The information supplied to the participants is of sufficient detail to allow realistic analysis of the simulated events and to provide a basis for rational decision making
- b) The information is supplied on a real time basis
- c) The exercise is not so structured as to prevent free play and independent decision making on the part of the participants

8.6.5 Emergency Exercise Evaluation and Corrective Action

Emergency exercises shall be evaluated by qualified controllers. Controllers shall be selected based on expertise, knowledge of the areas to be evaluated, and familiarity with emergency response requirements. Personnel from federal, state, or local governments may observe the exercise. Specific areas to be evaluated by the controllers will be defined in the form of pre-printed critique sheets.

Critiques will be held as soon as practicable after the exercise. Critiques should be attended by exercise controllers and key participants. Notes of critique comments shall be recorded. Controllers shall complete critique sheets documenting their observations. Critique sheets shall be submitted in accordance with the schedule established for the exercise.

Within 60 days of the exercise, a Post-Exercise Critique Report shall be issued, including suggested corrective actions. Identified corrective actions will then be assigned for implementation.

8.6.6 Records of Emergency Exercises

The exercise scenario package and Post-Exercise Critique are filed by Records Management.

8.7 TESTING AND MAINTENANCE OF EMERGENCY EQUIPMENT

Emergency equipment shall be periodically tested to identify and correct deficiencies. The specific scope and responsibilities for performing these tests are provided in administrative procedures. For inventory purposes, an item-by-item count is not required if a mechanism is in place to assure the container has not been compromised since the previous satisfactory check. The testing shall include:

- a) The contents of the emergency kits dedicated for emergency use shall be inventoried quarterly and following each use.
- b) Dedicated emergency survey instrumentation shall be inventoried and operationally checked quarterly and following each use. Calibration of dedicated emergency survey instrumentation shall be performed in accordance with manufacturer's recommendations.
- c) Self-contained breathing apparatus shall be inspected and operationally checked monthly and following use during an emergency.
- d) State and local ringdown loop (Insta-phone) extensions and the ringdown phone to the State EOC located at the station and LEOF shall be operationally checked on a monthly basis. In addition, NRC Emergency Notification System extensions and NRC Health Physics Network extensions located at the station and LEOF shall be operationally checked monthly.
- e) A daily operability check of the Safety Parameter Display System (SPDS)
- f) Every 18 months, functional and performance testing of the TSC and LEOF Ventilation system
- g) Operability testing in accordance with manufacture's recommendations and biennial calibrations of TSC and LEOF radiation monitors
- h) Semimonthly functional polling testing and quarterly full cycle activation and/or growl testing of the Early Warning System (EWS)

8.8 INFORMING THE PUBLIC

Information describing the emergency notification process as well as actions that should be taken in the event of an emergency shall be provided to the public on an annual basis. Information provided to the public shall include:

- a) Educational information on radiation
- b) Contact points for additional information
- c) Special needs of the handicapped
- d) Initial actions following Early Warning System Activation
- e) Protective actions, such as sheltering or evacuation
- f) Evacuation routes

The company will coordinate its efforts with State and local authorities to ensure the public is informed by using the best means available. These means may include:

- a) Information in telephone books
- b) Utility bill inserts
- c) Newspaper ads
- d) Postings in public areas
- e) Information in calendars distributed to residents

The information will be distributed to ensure coverage within the 10 mile emergency planning zone.

The company shall also establish a telephone system for dealing with rumors. The telephone numbers will be announced over the Emergency Alert System and individuals within the 10 mile emergency planning zone will be invited to call collect.

The Director Nuclear Emergency Preparedness shall ensure that a program to acquaint the news media with the following information is offered on an annual basis:

- a) Emergency plans
- b) Information concerning radiation
- c) Points of contact for release of public information in an emergency

8.9 INDEPENDENT REVIEW OF THE EMERGENCY PREPAREDNESS PROGRAM

An independent review of the emergency preparedness program shall be conducted either:

- a) at intervals not to exceed 12 months or
- b) as necessary, based on an assessment against performance indicators, and as soon as reasonably practicable after a change occurs in personnel, procedures, equipment, or facilities that potentially could affect emergency preparedness, but no longer than 12 months after the change. In any case, all elements of the emergency preparedness program shall be reviewed every 24 months.

This review shall be conducted in accordance with 10 CFR 50.54 (t). This review shall include:

- a) The North Anna Emergency Plan and Implementing Procedures
- b) Emergency Plan training
- c) Emergency drills

- d) Emergency exercises
- e) Emergency equipment
- f) Interfaces with State and local governments
- g) Required records and documentation

This review shall be conducted by an internal company organization or outside consultant which has no direct responsibility for emergency preparedness.

The results of the review and recommendations for improvements shall be documented and reported to company management. The results regarding adequacy of interface between Dominion and State and local governments shall be made available to the cognizant offsite authority. Recommendations for improvement shall be evaluated and, when appropriate, assigned for corrective action.

The following records shall be filed by Records Management and maintained for 5 years:

- a) The review results and recommended improvements
- b) The answers to the recommended improvements
- c) A description of the corrective actions taken

TABLE 8.1
EMERGENCY PREPAREDNESS TRAINING

<u>EMERGENCY RESPONSE POSITION</u>	<u>SCOPE OF TRAINING</u> (See Footnotes, next page)
Station Emergency Manager	1, 2, 7, 13, 15
Emergency Communicator	1, 3, 13
Emergency Procedures Coordinator	1, 2, 13
Emergency Operations Director	1, 2, 13, 15
Emergency Maintenance Director	1, 4, 6, 13
Emergency Technical Director	1, 6, 13, 15
Shift Technical Advisor	1, 2, 13, 15
Emergency Administrative Director	1, 6, 7, 13
Radiological Assessment Director	1, 9, 10, 11, 13, 15
Radiation Protection Supervisor	1, 10, 11, 13
Operational Support Center Director	1, 4, 5, 13
OSC Support Team	1, 4, 6, 13
Technical Support Team	1, 6, 13, 15
Chemistry Team	1, 12, 13
Administrative Support Team	
Team Leader	1, 6, 8, 13
Clerical Personnel	1, 6, 13
Loss Prevention/Safety Personnel	1, 13, 14
Security Team	1, 8, 13
Dose Assessment Team	1, 9, 13
Sample Analysis and Monitoring Teams	1, 11, 13
Fire Brigade	1, 13, 14
First Aid Team	1, 13, 14
Damage Control Team	1, 4, 13
Search and Rescue Team	1, 13, 14

SCOPE OF TRAINING FOOTNOTES:

1. Training provided to all emergency response personnel emphasizes an overview of: Emergency organization, emergency classification system, personnel accountability, emergency exposure limits, emergency response facilities, security access control and site evacuation process, and exposure control techniques. Station badged responders will receive this training as part of Nuclear Employee Training.
2. Training provided emphasizes: Assessing emergencies, classifying emergencies, notification systems, contaminated injured personnel actions, site evacuation, emergency radiation exposure authorization, offsite support group capabilities, and recovery.
3. Training provided emphasizes: Notifications and reports to offsite authorities and communication systems as appropriate for individual position assignments.
4. Training provided emphasizes: Emergency Plan Damage Control organization, communication systems, and planning and coordination of damage control tasks.
5. Training provided emphasizes: Activation and administration of the Operational Support Center.
6. Training provided emphasizes: Activation and administration of the Technical Support Center.
7. Training provided emphasizes: Site evacuation procedure.
8. Training provided emphasizes: Notification of station personnel, personnel accountability/evacuation, and station access control during an emergency. The Security Department is responsible for the conduct of this training and for ensuring that documentation is properly maintained for Security Department personnel.
9. Training provided emphasizes: Dose Assessment.
10. Training provided emphasizes: Control of emergency Health Physics organization, emergency exposure evaluation, and protective measures.

11. Training provided emphasizes: Respiratory protection, personnel decontamination, inplant monitoring, offsite monitoring, monitoring of emergency centers and remote assembly areas, contaminated injuries, and radio communications as appropriate for individual position assignments.
12. Training provided emphasizes: Chemistry sampling and high level activity sample analysis under emergency conditions.
13. Training provided emphasizes: Organizational interfaces and responsibilities appropriate for individual position assignments.
14. Training provided emphasizes: Emergency organizational interfaces, search and rescue procedures, and communications systems. Fire Brigade members shall also receive Fire Brigade training as required by the North Anna Power Station Fire Protection Program. First Aid Team Members shall also receive training as required by station administrative procedures, which meet the requirements of the Accident Prevention Manual.
15. Training provided emphasizes: Use of the Plant Computer System appropriate for individual position assignments.

NORTH ANNA POWER STATION
EMERGENCY PLAN

SECTION 9

RECOVERY

<u>Part</u>	<u>Subject</u>	<u>Page No.</u>
9.0	Recovery	9.2
9.1	Recovery Methodology	9.2
9.2	Population Exposure	9.2

9.0 RECOVERY

The recovery process will be managed by a special, designated organization composed of Dominion personnel. The recovery organization is described in the Corporate Emergency Response Plan and further outlined in the EPIP specifically designed for administration of the recovery program. The basic organization may be modified, as required, to address the needs of the given situation. The Recovery Manager assumes control and direction of the recovery operation with the authority and responsibilities set forth in the Corporate Emergency Response Plan and EPIPs.

The recovery process is implemented when the Recovery Manager and the Station Emergency Manager, with concurrence of State and Federal agencies, have determined the station to be in a stable and controlled condition. Upon the determination, the Recovery Manager shall notify the NRC Operations Center, the State Emergency Operations Center, and the Local County Emergency Operations Centers that the emergency has been terminated and any required recovery has commenced.

9.1 RECOVERY METHODOLOGY

The Recovery organization will develop plans and procedures designed to address both immediate and long term actions. The necessity to maintain protective measures implemented during the emergency will be evaluated and, if deemed appropriate, the Recovery organization will recommend relaxation of the protective measures.

The following conditions shall be considered appropriate for the recommendation to relax protection measures.

- a. Station parameters of operation no longer indicate a potential or actual emergency exists.
- b. The release of radioactivity from the Station is controllable, no longer exceeds permissible levels and does not present a credible danger to the public.
- c. The Station is capable of sustaining itself in a long term shutdown condition.

Because it is not possible to foresee all of the consequences of an event, specific recovery procedures may need to be written to address specialized requirements. Where possible, existing station procedures will be utilized in the areas of operations, maintenance and radiological controls. Any special recovery procedures will require the same review and approval process accorded other station procedures and, as such, will require the approval of the Facility Safety Review Committee (FSRC).

9.2 POPULATION EXPOSURE

Total population doses shall be periodically estimated in the affected sectors and zones utilizing population distribution data from within the emergency planning zones.

Station personnel initially determine Total Effective Dose Equivalent (TEDE) due to external exposure from airborne material, external exposure from ground deposition, and internal exposure due to inhalation. Initial calculations are also performed for determination of Thyroid Committed Dose Equivalent (CDE) resulting from inhalation of radioiodines. The methodology used is consistent with that presented in

EPA-400-R-92-001, MANUAL OF PROTECTIVE ACTION GUIDES AND PROTECTIVE ACTIONS FOR NUCLEAR INCIDENTS.

Determination of total population doses will be performed utilizing the Meteorological Information and Dose Assessment System (MIDAS) computer code or equivalent, and will include assessments of exposure received from (but not necessarily limited to) immersion, inhalation, ground shine, and ingestion of radioactive materials.

NORTH ANNA POWER STATION
EMERGENCY PLAN

SECTION 10
APPENDICES

<u>Part</u>	<u>Subject</u>
10.1	Letters of Agreement
10.2	Deleted
10.3	Maps of Exclusion Area, Low Population and Emergency Planning Zone Boundaries
10.4	Listings of EIPs
10.5	Protective Equipment and Supplies
10.6	Deleted
10.7	Supporting Plan Contact
10.8	Estimation of Evacuation Times
10.9	Radiation Emergency Plan, MCVH/VCU - Dominion Power
10.10	Federal Radiological Monitoring and Assessment Center (FRMAC) Operations Plan
10.11	Initiating Conditions/Emergency Action Levels

Letters of Agreement

Federal Agencies:

U. S. Department of Energy - Field Office, Oak Ridge

State Agencies:

Commonwealth of Virginia Department of Emergency Management

Commonwealth of Virginia Department of Health

Commonwealth of Virginia Department of State Police

Commonwealth of Virginia Department of Game and Inland Fisheries

Virginia Commonwealth University Medical Center

Local Agencies:

Louisa County Administrator

Louisa County Sheriff

Louisa County Department of Fire and EMS

Spotsylvania County Sheriff

Spotsylvania Department of Fire, Rescue, and Emergency Management

Orange County Sheriff

Orange County Administrator

Caroline County Department of Fire & Rescue

Caroline County Sheriff

Hanover County Administrator

Hanover County Sheriff



Department of Energy
National Nuclear Security Administration
Oak Ridge Office
P.O. Box 2001
Oak Ridge, Tennessee 37831



March 13, 2014

Mr. Paul A. Blasioli
Director In Charge Nuclear Support Services
Dominion Resources Services, Inc.
5000 Dominion Blvd.
Glen Allen, VA 23060

Dear Mr. Blasioli:

**U.S. DEPARTMENT OF ENERGY (DOE) RADIOLOGICAL ASSISTANCE
AVAILABILITY FOR NORTH ANNA AND SURRY NUCLEAR POWER STATIONS**

This letter is in response to the February 19, 2014 letter from you concerning the above subject. You requested that the Letter of Agreement for the availability of the DOE/National Nuclear Security Administration (NNSA) Radiological Assistance from RAP Region 2 be updated. This letter supercedes all previous such letters between your organization and the DOE Oak Ridge Office (ORO).

The current version of the DOE/NNSA Radiological Assistance Program, Region 2, Regional Plan is dated December 2006, and should be on file at your office. If you are unable to locate your copy, please let us know and an electronic PDF version will be provided to you. Please note that this document is currently undergoing a revision and once completed and approved, it will be provided to you electronically.

This plan sets forth the procedure for obtaining radiological assistance and conditions pertaining to the scope that DOE will provide in support of your facility. Prior to dispatch of radiological assistance, we will consult with the Nuclear Regulatory Commission (NRC) and the appropriate state authorities to ensure that they are informed of the request and that there are not any duplication of efforts. The type and duration of radiological assistance provided will depend on the severity of the incident and will be limited to advice and emergency actions essential for the control of immediate hazards to health and safety. Please recognize that RAP Region 2 also has the responsibility and capabilities to coordinate the request and arrival of additional DOE/NNSA Emergency Response Assets, should the situation warrant.

We understand that the combined license application Dominion submitted to the Nuclear Regulatory Commission for the proposed North Anna Unit 3 was revised in 2013 to reflect General Electric – Hitachi's Economic Simplified Boiling Water (ESBWR) design. This application was submitted to allow Dominion to consider a new nuclear plant among a host of generation options for new base load generation.

Mr. Paul A. Blasioli

- 2 -

If you have any questions or require additional information, please contact me at (865) 576-9740.

Sincerely,

A handwritten signature in black ink, appearing to read "Steven M. Johnson". The signature is fluid and cursive, with the first name "Steven" and last name "Johnson" clearly distinguishable.

Steven M. Johnson
Regional Response Coordinator
RAP Region 2



COMMONWEALTH of VIRGINIA

Department of Emergency Management

MICHAEL M. CLINE
State Coordinator

JACK E. KING
Chief Deputy Coordinator

BRETT A. BURDICK
Deputy Coordinator

10501 Trade Court
Richmond, Virginia 23236-3713
(804) 897-6500
(TDD) 674-2417
FAX (804) 897-6506

March 14, 2014

Mr. Paul A. Blasioli
Director In Charge - Nuclear Support Services
Dominion Resources Services, Inc.
Innsbrook Technical Center
5000 Dominion Boulevard, 2SE
Glen Allen, VA 23060

Dear Mr. Blasioli:

Reference is made to your letter of February 19, 2014, regarding the need to update our Letter of Agreement in compliance with the federal criteria prescribed by NUREG 0654/FEMA-REP-1.

We have reviewed the North Anna and Surry Power Stations' emergency plans and are assured that they properly interface with the state Radiological Emergency Response Plan (RERP), which is a part of the Commonwealth of Virginia Emergency Operations Plan (COVEOP), as well as with the local RERPs, site-specific to either power station. Upon receiving notification of a radiological accident at a Dominion Generation nuclear power station, state agencies and local governments will implement their Radiological Emergency Response Plans in accordance with state and local government procedures. Specifically, the Virginia Department of Emergency Management (VDEM) agrees to implement all or parts of the following actions in the event of a radiological emergency at either plant site:

1. Operate Virginia Emergency Operations Center (VEOC).
2. Provide VDEM on-scene coordinator(s) to the EOF.
3. Provide warning in coordination with other state and local government agencies and the nuclear facility operator.
4. Provide emergency communications.
5. Coordinate emergency response actions of federal and state agencies.
6. Notify the following federal agencies of a radiological emergency:
 - a. Federal Emergency Management Agency (FEMA) when the emergency action level at the power facility is classed as an Alert. Also provide updated information and request assistance, if required, when the

"Working to Protect People, Property and Our Communities"

Mr. Paul A. Blasioli
Page 2
March 14, 2014

- emergency action level is classed as a Site Area Emergency or General Emergency.
- b. Federal Aviation Administration air controllers at Richmond International Airport of a radiological emergency and request that aircraft be instructed to avoid affected airspace until notified otherwise.
 - c. Commander, Fifth U.S. Coast Guard District of a radiological emergency at the Surry Power Station and request establishment of traffic control of boats and ships on the James River in the vicinity of the power station.
 - d. Fort Eustis in the event of an incident at the Surry Power Station that could affect the health and safety of personnel stationed at his military installation.
7. Notify CSX Transportation of a radiological emergency at the North Anna or Surry Power Station and request that rail service in the affected area be discontinued temporarily.
 8. Notify the State Bureau of Radiological Health, Department of Health immediately of all classes of accidents and incidents reported by operators of nuclear facilities.
 9. Notify the Virginia Department of Transportation to establish roadblocks and to temporarily terminate ferry service between James City County and Surry County, when appropriate.
 10. Notify other state agencies that have emergency task assignments identified in the State RERP.
 11. Notify the state of Maryland EOC of radiological accidents at the North Anna Power Station resulting in either a Site Area Emergency or General Emergency. Notify the state of North Carolina EOC of radiological accidents at the Surry Power Station resulting in either a Site Area Emergency or General Emergency.
 12. Provide public information based on information furnished by the Department of Health and the nuclear facility operator.
 13. Request assistance from the federal government in accordance with the Federal Radiological Emergency Response Plan (FRERP) and the National Response Framework (NRF).
 14. Specifically, the Commonwealth, through the Virginia Emergency Response Team (VERT) led by the Virginia Department of Emergency Management (VDEM), will support Dominion's efforts to obtain necessary resources, as appropriate.

In support of the emergency response actions stated above, we will, on an annual basis, perform the following missions:

1. Assist state agencies and political subdivisions in the development, promotion, and maintenance of plans, procedures, and preparedness programs.


Mr. Paul A. Blasioli
Page 3
March 14, 2014

2. Coordinate radiological emergency response training and conduct annual training programs.
3. Maintain a list of media representatives, including names and telephone numbers; as necessary, issue news releases respective to emergency operations involving the North Anna and Surry Power Stations.

We understand that the combined license application Dominion submitted to the Nuclear Regulatory Commission for the proposed North Anna Unit 3 was revised in 2013 to reflect General Electric – Hitachi's Economic Simplified Boiling Water (ESBWR) design. The application was submitted to allow Dominion to consider a new nuclear plant among a host of generation options for new base load generation.

These actions are authorized by the Governor of Virginia (Executive Order Number Nineteen (90) and are consonant with the Commonwealth of Virginia Emergency Services and Disaster Law of 2000 (Code of Virginia, Chapter 3.2, Title 44) as amended.

Sincerely,



Brett A. Burdick

BAB/ASW/mp



COMMONWEALTH of VIRGINIA

Department of Health

P O BOX 2448
RICHMOND, VA 23218

TTY 7-1-1 OR
1-800-928-1120

March 12, 2014

Mr. Paul Blasioli
Director in Charge – Nuclear Support Services
Dominion Generation
Innsbrook Technical Center
5000 Dominion Boulevard, 2 SE
Glen Allen, Virginia 23060

Dear Mr. Blasioli:

Thank you for your letter of February 19, 2014 requesting renewal of our biennial Letter of Agreement affirming emergency response support for the North Anna and Surry Power Stations.

By this letter, we are renewing our commitment to respond to any radiological emergency at the North Anna and Surry Power Station. The Virginia Department of Emergency Management (VDEM) is the lead agency for the Commonwealth in providing a coordinated emergency response strategy. VDEM's State Coordinator of Emergency Management coordinates such efforts under the framework of the Commonwealth of Virginia Radiological Emergency Response Plan (COVERRP). The Virginia Department of Health (VDH) is committed to providing its support to the State Coordinator of Emergency Management in the implementation of the COVERRP.

We understand that the combined license application Dominion submitted to the Nuclear Regulatory Commission for the proposed North Anna Unit 3 was revised in 2013 to reflect the General Electric – Hitachi's Economic Simplified Boiling Water (ESBWR) design. This application was submitted to allow Dominion to consider a new nuclear plant among a host of generation options for new base load generation. In the future, should it be decided to construct this reactor, our existing arrangements would apply to this new unit at the North Anna site.

Please contact Mr. Steven A. Harrison, Director - Office of Radiological Health at (804) 864-8151 or by email at steve.harrison@vdh.virginia.gov should you have any questions or require additional information relating to this correspondence.

Sincerely,

A handwritten signature in black ink, appearing to read "Marissa J. Levine".

Marissa J. Levine, MD, MPH
Interim State Health Commissioner

VDH VIRGINIA
DEPARTMENT
OF HEALTH
Protecting You and Your Environment
www.vdh.state.va.us



COMMONWEALTH of VIRGINIA

Colonel W. S. (Steve) Flaherty
Superintendent
(804) 674-2900

DEPARTMENT OF STATE POLICE

9300 Brook Road, Glen Allen, VA 23060

March 6, 2014

Mr. Russell R. Savedge, Jr.
Emergency Preparedness Specialist
Dominion Resources Services, Inc.
Nuclear Protection Services and Emergency Preparedness
500 Dominion Boulevard, 2SE
Glen Allen, VA 23060

Ref: Letter of Agreement
North Anna Power Station

Dear Mr. Savedge:

This is in response to Mr. Paul A. Blasioli's correspondence, Director In Charge of Nuclear Support Services, dated February 19, 2014, reference updating our Letter of Agreement for North Anna Power Station.


We pledge our continued assistance and hereby agree to provide the following specific support to any emergency that may occur at the North Anna Power Station, upon the direction of the Virginia Department of Emergency Management:

- 1) Assist local officials in disseminating warnings
- 2) Assist in evacuation in coordination with local officials
- 3) Enforce access/egress provision in controlled areas in coordination with local officials
- 4) Provide traffic control
- 5) Assist, to the extent possible, in radiological monitoring of vehicles and personnel at traffic control points
- 6) Assist with communications in a support roll
- 7) Assist with re-entry after emergency
- 8) Participate in training and exercises to prepare for emergencies

Letter of Agreement
North Anna Power Station
Page 2

We understand that the combined license application Dominion submitted to the Nuclear Regulatory Commission for the proposed North Anna Unit 3 was revised in 2013 to reflect General Electric – Hitachi's Economic Simplified Boiling Water (ESBWR) design. This application was submitted to allow Dominion to consider a new nuclear plant among a host of generation options for new base load generation.

Sincerely,



Steven L. Chumley, Captain
Commander, Division One

SLC/vmh

Cc: Lieutenant Colonel George L. Daniels, Jr.
First Sergeant Michele R. Ticho



Molly J. Ward
Secretary of Natural Resources

COMMONWEALTH of VIRGINIA

Department of Game and Inland Fisheries

Robert W. Duncan
Executive Director

March 10, 2014

Paul A. Blasioli
Director In Charge – Nuclear Support Services
Dominion Resources Services, Inc.,
5000 Dominion Boulevard, SE
Glen Allen, VA 23060

Dear Mr. Blasioli:

The Department of Game and Inland Fisheries (DGIF) remains in agreement with emergency response plans for the Surry and North Anna Power Stations. As we have previously agreed, this agency will continue to assist you in future emergency situations, as outlined in your plan, to the greatest extent possible at the time any emergency might evolve.

We agree to provide the support listed in Appendix 1, Task Assignments, Virginia Radiological Emergency Response Plan. These services will be provided at the Surry and North Anna Power Stations as directed by the Virginia Department of Emergency Management.

We understand that the combined license application Dominion submitted to the Nuclear Regulatory Commission for the proposed North Anna Unit 3 was revised in 2013 to reflect General Electric – Hitachi's Economic Simplified Boiling Water (ESBWR) design. This application was submitted to allow Dominion to consider a new nuclear plant among a host of generation options for new base load generation.

Sincerely,

A handwritten signature in dark ink, appearing to read "Robert W. Duncan", with a stylized flourish at the end.

Robert W. Duncan
Executive Director

RWD/GFM/ag

cc: Colonel Ronald B. Henry, Director, DGIF Law Enforcement Division



MCV Campus

V i r g i n i a C o m m o n w e a l t h U n i v e r s i t y

Medical Center

In the tradition of the Medical College of Virginia

**VCU Health System
Administration**
MCV Hospitals
Children's Hospital of Richmond

Main Hospital
1250 East Marshall Street, Suite 7-300
P.O. Box 980510
Richmond, Virginia 23298-0510

804-828-0938
Fax: 804-828-1657
TDD: 1-800-828-1120

John F. Duval
Chief Executive Officer
MCV Hospitals

May 7, 2014

Mr. Paul A. Blasioli
Director in Charge – Nuclear Support Services
Dominion Resource Services
5000 Dominion Boulevard
Glen Allen, Virginia 23060

Dear Mr. Blasioli:

LETTER OF AGREEMENT NORTH ANNA AND SURRY POWER STATIONS

The Medical College of Virginia Hospitals/Virginia Commonwealth University agree to participate in the implementation of the Radiation Emergency Plan for the North Anna and Surry Power Stations and to support the plan within the limits of our organizational capabilities and to provide decontamination and treatment facilities for chemical exposed individuals.


The Medical College of Virginia Hospitals/Virginia Commonwealth University agrees to participate in any planning, training and drilling necessary to ensure preparedness for radiological disasters. We agree that upon verification of an emergency at either station the following services will be provided:

1. Facilities to treat up to four seriously injured and radioactively or chemically contaminated patients in the Emergency Department's Decon Area A.
2. Facilities to treat up to ten non-seriously injured radioactively or chemically contaminated patients in the Emergency Department's Decon Area B.
3. Hospital transportation (stretchers) to move patients from the ED driveway to the emergency department.
4. Campus Police to support traffic control and maintain security around the treatment areas.
5. Central services supplies (oxygen, defibrillators, etc.) to support treatment in the ED driveway.
6. Monitoring and counting equipment for the detection and analysis of radioactivity or radiation.
7. Decontamination and other supplies necessary for the isolation and treatment of radioactively or chemically contaminated patients.

These services will be available 24 hours a day. The radiological response is outlined in greater detail in the Radiation Emergency Plan. The Radiation Safety Section of the Office of Environmental Health and Safety is responsible for supplying the radiological support services necessary for the implementation of this plan.

We understand that Dominion's submission to the Nuclear Regulatory Commission (NRC) for the proposed North Anna unit 3 was revised in 2013, to reflect General Electric – Hitachi's Economic Simplified Boiling Water Design (ESBWR). This application was submitted to allow Dominion to consider a new nuclear plant among a host of generation options for new base load generation. At this time the company has not made a decision to build a nuclear unit at North.

Sincerely,

A handwritten signature in black ink, appearing to read "J. Duval", written over the printed name.

John F. Duval
Chief Executive Officer
MCV Hospitals
VCU Health Systems



COUNTY OF LOUISA
Office of the County Administrator

Transmitted via USPS

March 18, 2014

Mr. Russell R. Savedge, Jr., Emergency Preparedness Specialist
Dominion Resources Services, Inc.
Nuclear Protection Services and Emergency Preparedness
5000 Dominion Boulevard, 2SE
Glen Allen, Virginia 23060

RE: Letter of Agreement for the North Anna Power Station

Dear Mr. Savedge:

This letter is in response to your request of February 19, 2014, for an updated version of the Letter of Agreement for the North Anna Power Station.

On April 19, 1976, the Louisa County Board of Supervisors adopted, by resolution, the Louisa County Emergency Plan to coordinate emergency services response capabilities. The County has revised its plan to comply with the regulations contained in NUREG-0654 and again in May 1985, to include the Early Warning Siren System. The County complies with the Federal and State regulations regarding re-adoption of Emergency Operating Plans every four (4) years and most recently re-adopted the plan on March 17, 2014.

This letter confirms Louisa County's agreement to provide the following services:


1. Operate the County Emergency Operations Center (EOC);
2. Coordinate the overall emergency response of the County;
3. Serve as the County point-of-contact with State and Federal agencies, and any appointed representative of Dominion Generation;
4. Provide early warning and public information;
5. Coordinate radiological emergency response and training;
6. Coordinate with State and Dominion Generation staff regarding community outreach programs for Radiological Emergency Preparedness;
7. Upon request and availability, coordinate use of the Louisa County Fire/EMS Training Center for North Anna training or as an assembly location in an emergency; and
8. Upon request and availability, obtain available resources to be sent to North Anna, such as bulldozers to move the in-place Vehicle Barrier for access in an emergency event.

Louisa County understands that the combined license application Dominion submitted to the Nuclear Regulatory Commission for the proposed North Anna Unit 3 was revised in 2013 to reflect General Electric – Hitachi's Economic Simplified Boiling Water (ESBWR) design. This

application was submitted to allow Dominion to consider a new nuclear plant among a host of generation options for new base load generation.

If you have any questions or require additional information, please do not hesitate to contact me.

Sincerely,



Robert Dubé
County Administrator

RCD/ani



LOUISA COUNTY SHERIFF'S OFFICE

ASHLAND D. FORTUNE - SHERIFF
P.O. Box 504 • LOUISA, VIRGINIA 23093



March 20, 2014

Mrs. Leslie N. Hartz
Vice President-Nuclear Support Services
Dominion Resource Services, Inc
5000 Dominion Boulevard
Glen Allen, Virginia 23060

Re: Letter of Agreement


Dear Mrs. Hartz,

This is to confirm our continuing agreement with the plan and our willingness to provide the following services:

- ❖ Telephone and Radio communications with the station on a twenty-four (24) hour basis
- ❖ Traffic control
- ❖ Evacuation control
- ❖ Assistance in radiological monitoring
- ❖ Potential availability of thirty-four (34) sheriff's vehicles
- ❖ Potential availability of thirty-four (34) sheriff's deputies

We understand that the combined license application Dominion submitted to the Nuclear Regulatory Commission for the proposed North Anna Unit 3 was revised in 2013 to reflect General Electric- Hitachi's Economic Simplified Boiling Water (ESBWR) design. This application was submitted to allow Dominion to consider a new nuclear plant among a host of generation options for new base load generation.

If I can be of any further assistance to you on this matter, please do not hesitate to contact me.

Sincerely,

Ashland D. Fortune, Sheriff
Louisa County



County of Louisa

Department Of Fire and EMS

March 5, 2014

Russell Savage
Emergency Preparedness Specialist
Dominion Resources
5000 Dominion Rd.
Glen Allen, Va. 23060

Date: 01 April 2014

Re: Letter of Agreement

Dear Mr. Savage,

The Louisa County Department of Fire and EMS fully supports the North Anna Power Station Emergency Plan. The Department welcomes the opportunity to work with a community oriented organization such as yours.

In the event that emergency services are ever needed, please call the Louisa County Communication Center using the 911 number. We will support your efforts to the extent of our capabilities and resources. Presently we have eleven (11) Fire/EMS stations within the County, staffed with career and/or volunteer personnel, all of which can respond to your facility if needed. Mineral Station 2 would be the first in, followed by Station 3 in the Bumpass/Lake Anna area, Station 1 in Louisa, Station 5 in Locust Creek, Station 6 in Trevilians, Station 4 in Holly Grove and Station 7 in Zion Cross Roads.

Within the Department we have approximately 150 firefighters, EMT's, and Medics as well as the following apparatus:

- 14 engines with 750-1000 gallon water tanks and 1000-15000 gpm pumps.
- 7 tankers with 1000-7000 gallon water tanks and 500-1000 gpm pumps.
- 2 squad trucks with air, light and foam capabilities.
- 7 brush trucks with 200-500 gallon water tanks and pumps.
- 3 aerial apparatus ranging up to 110 feet in height.
- 1000 ft of 4 inch supply line on each engine.
- Foam capacity on the majority of all first in engines
- Assortment of ground and roof ladders on apparatus.
- 3 breathing air compressors and 1 mobile light and air unit are located throughout the County.
- Self-Contained Breathing apparatus on each of the first in apparatus.
- Permanent and portable communication equipment on all apparatus

- Extrication equipment on all engines and squads
- 16 ambulances BLS/ALS
- 11 command vehicles

All the apparatus listed above would be available to respond to your facility in an emergency on an as needed basis. The Department has trained monitoring teams with access to the dosimetry for monitoring radiation in both training and actual emergencies. A Command structure is in place within all stations to operate under the direction of the Fire-EMS Chief Keith Greene, at the Louisa County Emergency Operations Center. The Department participates in the emergency drills conducted by your organization to furnish personnel and apparatus for monitoring teams and decontamination areas.

The first company has an average response time of 4-6 minutes from the time of call to having the first apparatus on scene. The response time for the company furthest from your facility is 40-45 minutes.

The combination career and volunteer Fire/EMS Department was established by the County of Louisa on December 6, 2010 to provide fire prevention and EMS to the citizens and businesses of Louisa County. This action combined the Louisa County Volunteer Fire Association, the Emergency Services Department and the Emergency Medical Association of Louisa into one combined organization. The Department considers your organization a corporate citizen of the County and supports it as we would all other County citizens.

We understand that the combined license application Dominion submitted to the Nuclear Regulatory Commission for the proposed North Anna Unit 3 was revised in 2013 to reflect General Electric – Hitachi's Economic Simplified Boiling Water (ESBWR) design. This application was submitted to allow Dominion to consider a new nuclear plant among a host of generation options for new base load generation.

We welcome the opportunity to continue working with and strengthening the NAPS and LCDFEMS relationship for many years to come.

Sincerely,



Keith Greene
Fire-EMS Chief

SPOTSYLVANIA COUNTY SHERIFF'S OFFICE



Office of the Sheriff
Sheriff Roger L. Harris
Post Office Box 124
Spotsylvania, Virginia 22553
Phone: 540-582-7115 • Fax: 540-582-9448

April 4, 2014

Mr. Paul A. Blasioli
Director in Charge-Nuclear Support Services
Dominion Resources Services, Inc.
5000 Dominion Blvd.
Glen Allen, VA 23060

Dear Mr. Blasioli:

In reference to your letter dated February 19, 2014, the Spotsylvania County Sheriff's Office agrees to participate, if and when required, and to offer the following services:

1. Telephone and radio communications with the station on a 24 hour basis
2. Traffic Control
3. Evaluation Control
4. Potential availability of 144 Sheriff's Office Vehicles
5. Assist in radiological monitoring
6. Potential availability of 144 Sheriff's Office personnel

We understand that the combined license application Dominion submitted to the Nuclear Regulatory Commission for the proposed North Anna Unit 3 was revised in 2013 to reflect General Electric - Hitachi's Economic Simplified Boiling Water (ESBWR) design. This application was submitted to allow Dominion to consider a new nuclear plant among a host of generation options for new base load generation.

A handwritten signature in black ink, appearing to read "R. Harris", written over a horizontal line.

Signature

4/7/14

Date

SHERIFF

Title

Member of
Virginia Sheriffs
Association



An Accredited Law Enforcement Agency

Member of
National Sheriffs
Association

County of Spotsylvania

Board of Supervisors

GREG CEBULA
ANN L. HEIDIG
TIMOTHY J. McLAUGHLIN
DAVID ROSS
GARY F. SKINNER
PAUL D. TRAMPE
CHRIS YAKABOUSKI

County Administrator
C. DOUGLAS BARNES



Service, Integrity, Pride

*Department of Fire, Rescue, and
Emergency Management (FREM)*

H. MONTY WILLAFORD, Chief
SCOTT V. HECHLER, Deputy Chief

P.O. BOX 818
Spotsylvania, VA 22553

Phone: (540) 507-7900
Fax: (540) 582-6957

March 6, 2014

Mr. Paul A. Blasioli
Director in Charge – Nuclear Support Services
Dominion Energy
5000 Dominion Blvd.
Glen Allen, VA. 23060

**Letter of Agreement
North Anna Power Station**

Dear Mr. Blasioli:

Within the control limits of Spotsylvania County and in cooperation with local, state, and federal agencies, we will provide the following:

1. Operation of Spotsylvania County's Emergency Operations Center (EOC) located in the Public Safety Building.
2. Coordination of the overall County emergency response.
3. A point of contact for local, state, and federal agencies.
4. Coordination of emergency response training, including radiological.

We understand that the combined license application Dominion submitted to the Nuclear Regulatory Commission (NRC) for the proposed North Anna Unit 3 was revised in 2013 to reflect General Electric Hitachi's Economic Simplified Boiling Water (ESBWR) design. This application was submitted to allow Dominion to consider a new nuclear plant among a host of generation options for new base load generation.

Please contact me at (540) 507-7904 if any additional information is needed.

Sincerely,

A handwritten signature in black ink, appearing to read "William Hart", is written over a horizontal line.

William Hart
Division Chief/Emergency Management Coordinator
Spotsylvania County Dept. of Fire, Rescue, and Emergency Management

Sheriff Mark A. Amos
(540) 672-1200
Fax (540) 672-9435



P.O. Box 445
Orange, Virginia 22960
email:mamos@orangecountyva.gov

ORANGE COUNTY SHERIFF'S OFFICE

March 7, 2014

Mr. Russell R. Savedge, Jr.
Emergency Preparedness Specialist
Dominion Resources Services, Inc.
5000 Dominion Blvd.
Glen Allen, Va. 23060

Dear Mr. Savedge,

This is to update our existing emergency plan letter of agreement. We are capable of providing the following services:

1. Receive and verify the notification of the radiological emergency.
2. Notify key county officials and other agencies assigned a radiological emergency responsibility.
3. Alert the public.
4. Evacuate the public from the area affected.
5. Traffic control.
6. Perimeter control, in coordination with Virginia State Police.
7. Operate the Sheriff's Office Communications Center.

We understand that the combined license application Dominion submitted to the Nuclear Regulatory Commission for the proposed North Anna Unit 3 was revised in 2013 to reflect General Electric – Hitachi's Economic Simplified Boiling Water (ESBWR) design. This application was submitted to allow Dominion to consider a new nuclear plant among a host of generation options for a new base load generation.

Sincerely,

A handwritten signature in black ink, appearing to read "Mark A. Amos".

Sheriff Mark A. Amos

ORANGE COUNTY, VIRGINIA
BOARD OF SUPERVISORS

SHANNON C. ABBE, DISTRICT ONE
JAMES K. WHITE, DISTRICT TWO
S. TEEL GOODWIN, DISTRICT THREE
JAMES P. CROZIER, DISTRICT FOUR
LEE H. FRAME, DISTRICT FIVE

R. BRYAN DAVID
COUNTY ADMINISTRATOR

PHONE: (540) 672-3313
FAX: (540) 672-1679



MAILING ADDRESS:
P. O. BOX 111
ORANGE, VA 22960

PHYSICAL ADDRESS:
R. LINDSAY GORDON III BUILDING
112 WEST MAIN STREET
ORANGE, VIRGINIA 22960

April 7, 2014

Mr. Russell R. Savedge, Jr.
Nuclear Support Services
5000 Dominion Boulevard, 2SE
Glen Allen, Virginia 23060

Dear Mr. Savedge,

I have received your letter requesting an update of our Letter of Agreement for North Anna Power Station.

Please be advised that we are in agreement with the Plan and are willing to participate in the Emergency Plan, if required. We are capable of providing the following services, as outlined in the current Orange County Radiological Response Plan:

1. Operate the Orange County Emergency Operations Center;
2. Coordinate the overall emergency response of the County;
3. Serve as the County point-of-contact with appropriate State and Federal agencies;
4. Provide the public information for Orange County; and
5. Coordinate radiological emergency response training.

We understand that the combined license application Dominion submitted to the Nuclear Regulatory Commission (NRC) for the proposed North Anna Unit 3 was revised in 2013 to reflect General Electric - Hitachi's Economic Simplified Boiling Water (ESBWR) design. Further, we understand this application was submitted to allow Dominion to consider a new nuclear plant among a host of generation options for new base load generation.

Please feel free to contact me if I can be of further assistance.

Sincerely,

R. Bryan David
County Administrator

cc: Thomas Lacheney, County Attorney
John Harkness, Fire and EMS Chief



County of Caroline
Department of Fire-Rescue & Emergency Management

March 6, 2014

Mrs. Leslie N. Hartz
Vice President Nuclear Support Services
Dominion Resources Services, Inc.
5000 Dominion Boulevard
Glen Allen, VA 23060

Dear Mrs. Hartz:

We have received your letter and wish to update our previous letter of agreement concerning response to an emergency at the North Anna Power Station.

This letter is to inform you that Caroline County has an obligation to participate in the North Anna Power Station Emergency Plan if conditions exist that require a response from surrounding jurisdictions. Caroline County will attempt to provide the following services:

1. Verify the notification from the power plant.
2. Initiate the warning notification.
3. Perform access/egress traffic control in coordination with local law enforcement and the Department of State Police.
4. Arrange and perform those functions necessary for the protection of individuals, properties, homes, business, etc. located in the endangered area(s) in cooperation with local law-enforcement, the Department of State Police and other security forces. Will attempt to restrict entry into the hot zone by personnel not properly protected by radiation monitoring devices. Will also attempt to formulate a site plan to monitor workers/individuals entering the hot zone.
5. Attempt to maintain trained radiological personnel to be used primarily for low-level radiological incidents involving transportation accidents or fixed site emergencies. These individuals will also assist in the decontamination of response personnel and equipment when needed.
6. Provide on scene fire and rescue response to transportation accidents involving radioactive materials and initiate proper notification and site area warnings when necessary.

We understand that the combined license application Dominion submitted to the Nuclear Regulatory Commission for the proposed North Anna Unit 3 was revised in 2013 to reflect General Electric -- Hitachi's Economic Simplified Boiling Water (ESBWR) design. This application was submitted to allow Dominion to consider a new nuclear plant among a host of generation options for new base load generation.

This document represents Caroline County's continued support of the radiological protection package developed cooperatively between Dominion Resources Services, Virginia Department of Emergency Management and local governments.

Sincerely,



Jason R. Loftus, Chief
Department of Fire-Rescue and Emergency Management

JRL/mk



Office of the Sheriff
Sheriff A. A. "Tony" Lippa, Jr.
CAROLINE COUNTY SHERIFF'S OFFICE
P.O. Box 39 118 Courthouse Lane Bowling Green, VA 22427
Phone (804) 633-1120 Fax (804) 633-1124
www.carolinesheriff.org



March 5, 2014

Mr. Paul Blasioli
Director In Charge-Nuclear Support Services
Dominion Resources Services, Inc.
5000 Dominion Boulevard
Glen Allen, VA 23060

SUBJECT: LETTER OF AGREEMENT
NORTH ANNA POWER STATION

Dear Mr. Blasioli:

This is to acknowledge your letter date February 19, 2014 requesting a revision of our agreement with your emergency plan as well as our intention to participate in North Anna Emergency Plan, if requested. Services provided by this office will be as follows:

1. Assist in warning public in Caroline County.
2. Assist in evacuating the public from effected areas.
3. Traffic control wherever feasible under existing manpower conditions.
4. Access/egress control, in coordination with the State Police
5. Receive and send message as necessary over the VCIN system.
6. Provide law enforcement assistance to the citizens of Caroline County.

We understand the combined license application Dominion submitted to the Nuclear Regulatory Commission for the proposed North Anna Unit 3 was revised in 2013 to reflect General Electric – Hitachi's Economic Simplified Boiling Water (ESBWR) design. This application was submitted to allow Dominion to consider a new nuclear plant among a host of generation options for the new base load generation.

Sincerely,

A handwritten signature in black ink, appearing to read 'A. A. Lippa Jr.'.

A. A. "Tony" Lippa, Jr.
Sheriff

AAL/tmw

BOARD OF SUPERVISORS

SEAN M. DAVIS, CHAIRMAN
HENRY DISTRICT

WAYNE T. HAZZARD, VICE-CHAIRMAN
SOUTH ANNA DISTRICT


ANGELA KELLY-WIECEK
CHICKAHOMINY DISTRICT

W. CANOVA PETERSON
MECHANICSVILLE DISTRICT

AUBREY M. STANLEY
BEAVERDAM DISTRICT

G.E. "Ed" VIA, III
ASHLAND DISTRICT

ELTON J. WADE, SR.
COLD HARBOR DISTRICT



HANOVER COURTHOUSE

HANOVER COUNTY

ESTABLISHED IN 1720

COUNTY ADMINISTRATOR'S OFFICE

CECIL R. HARRIS, JR.
COUNTY ADMINISTRATOR

JOHN A. BUDESKY
DEPUTY COUNTY ADMINISTRATOR

FRANK W. HARKSEN, JR.
DEPUTY COUNTY ADMINISTRATOR

JAMES P. TAYLOR
DEPUTY COUNTY ADMINISTRATOR

WWW.HANOVERCOUNTY.GOV

P.O. BOX 470, HANOVER, VA 23069
7516 COUNTY COMPLEX ROAD, HANOVER, VA 23069

PHONE: 804-365-6005
FAX: 804-365-6234

March 10, 2014

Mrs. Leslie N. Hartz
Vice President, Nuclear Support Services
Dominion Resources Services, Inc.
5000 Dominion Boulevard
Glen Allen, Virginia 23060

Dear Mrs. Hartz:

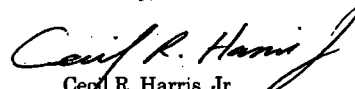
With regard to updating our Letter of Agreement, in reference to your emergency plan, Hanover will:

1. Continue coordination of the overall emergency response of the County as prescribed in the Hanover County Radiological Emergency Response Plan.
2. Provide the services and operation of the County Emergency Operations Center, the Evacuation Assembly Center, and the West Hanover Staging Area (Beaverdam Fire Station).
3. Serve as the County point-of-contact with State and Federal agencies.
4. Provide Public Information Services
5. Coordinate Radiological Emergency Response Training
6. Coordinate the use of Liberty Middle School as Evacuation Assembly Centers for Hanover County and Louisa County, if required.

We understand that the combined license application Dominion submitted to the Nuclear Regulatory Commission for the proposed North Anna Unit 3 was revised in 2013 to reflect General Electric – Hitachi's Economic Simplified Boiling Water (ESBWR) design. This application was submitted to allow Dominion to consider a new nuclear plant among a host of generation options for new base load generation.

If you need further assistance, please contact me.

Sincerely,


Cecil R. Harris, Jr.
County Administrator

CRHJr/ehd

cc: Mr. James P. Taylor, Deputy County Administrator
Mr. Jethro Piland, Fire/EMS Chief

Hanover: People, Tradition and Spirit

MEMBER OF
NATIONAL SHERIFF'S ASSN.



OFFICE OF SHERIFF
COLONEL DAVID R. HINES
P.O. BOX 40
HANOVER, VIRGINIA 23069
804-365-6110 804-730-6110

MEMBER OF
VIRGINIA STATE SHERIFF'S ASSN.



March 14, 2014

Mr. Russell R. Savedge, Jr.
Dominion Resources Services, Inc.
Nuclear Protection Services and Emergency Preparedness
5000 Dominion Boulevard, 2SE
Glen Allen, VA 23060

**LETTER OF AGREEMENT
NORTH ANNA POWER STATION**

Dear Mr. Savedge:

I am in receipt of your letter of February 19, 2014, concerning our Letter of Agreement with Dominion Resource Services regarding the North Anna Power Station. Listed below are specified arrangements for the exchange of information by agencies that respond to emergencies at this site.

We understand the necessity of reviewing this agreement every other year and submitting, under the terms of the Hanover County Emergency Operations Plan, the responsibilities of the Hanover County Sheriff's Office in the event of an emergency. The responsibilities are as follows:

1. Warning the public
2. Assistance in the evacuation of the public from the affected area
3. Traffic control under existing manpower conditions, when feasible
4. Ingress/egress control in coordination with the Virginia State Police

We understand that the combined license application Dominion submitted to the Nuclear Regulatory Commission for the proposed North Anna Unit 3 was revised in 2013 to reflect General Electric - Hitachi's Economic Simplified Boiling Water (ESBWR) design. This application was submitted to allow Dominion to consider a new nuclear plant among a host of generation options for new base load generation.

If you should have any questions, please contact us at (804) 365-6110.

Sincerely,

Colonel David R. Hines
Sheriff

DRH/nbs

A State and Nationally Accredited Law Enforcement Agency

APPENDIX

10.2

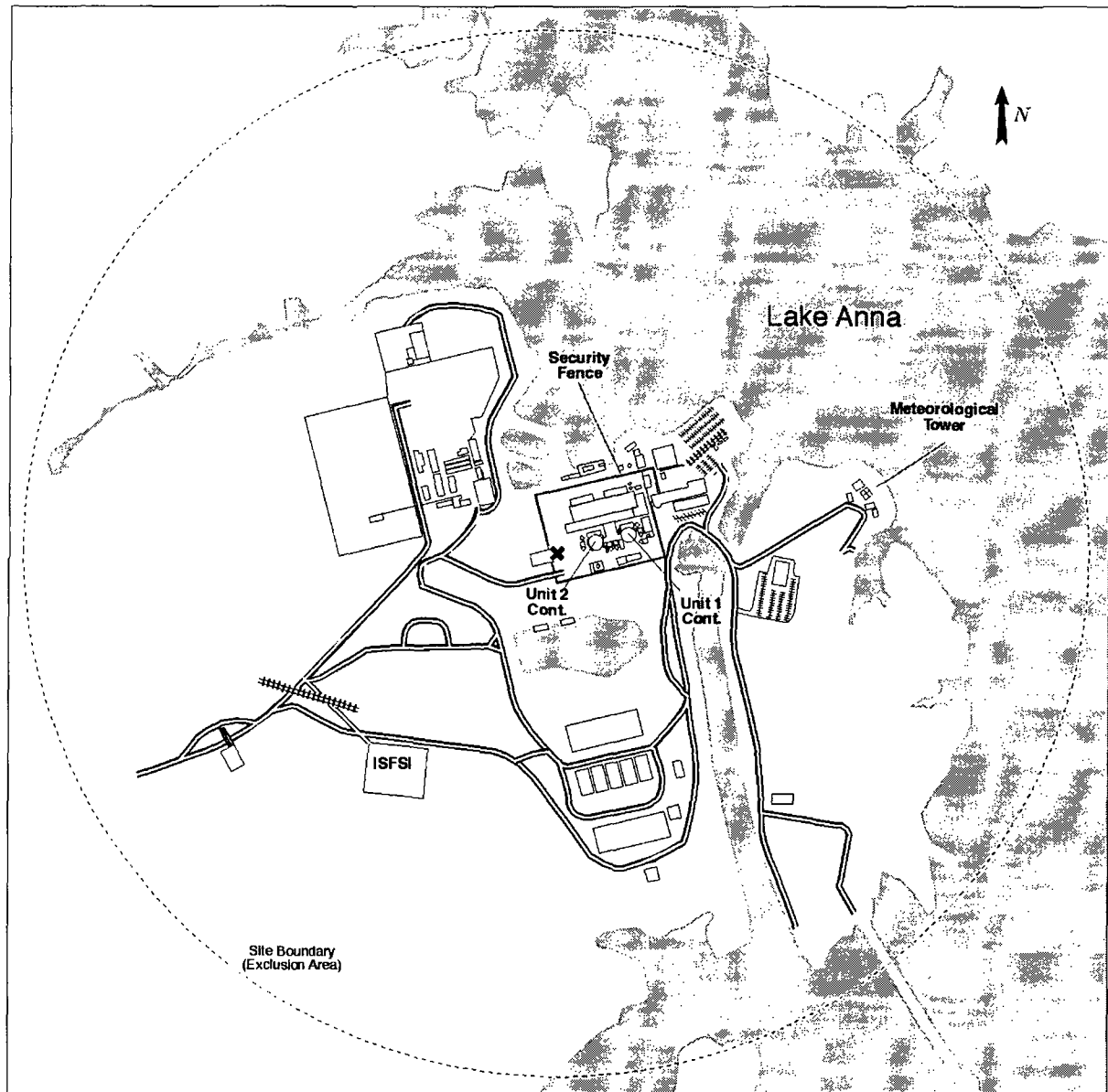
(DELETED)

APPENDIX

10.3

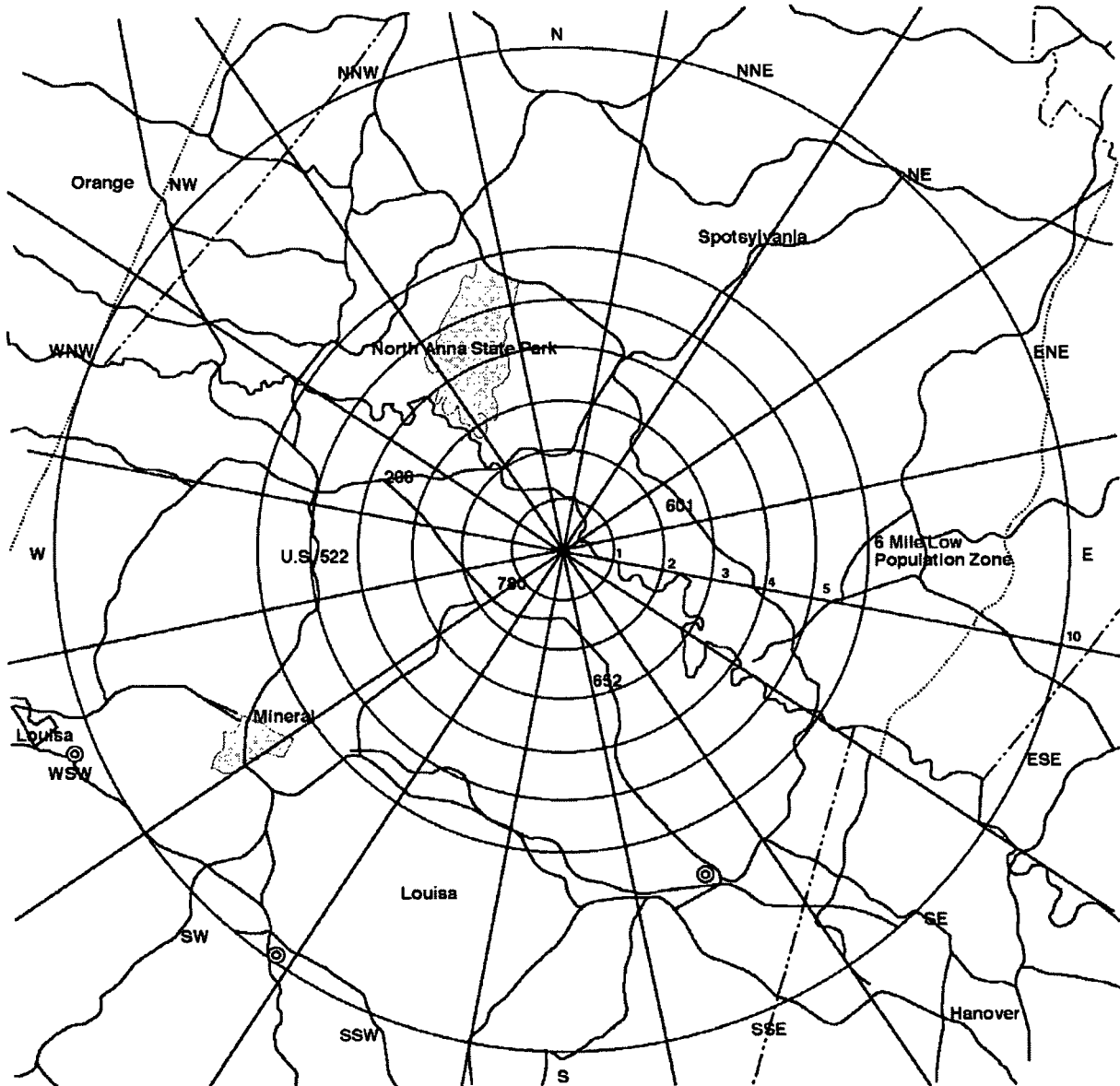
**MAPS OF EXCLUSION AREA, LOW POPULATION AND
EMERGENCY PLANNING ZONE BOUNDARIES**

NORTH ANNA POWER STATION
EXCLUSION AREA



Graphics No: SV644J

NORTH ANNA POWER STATION
LOW POPULATION ZONE
10 MILE EMERGENCY PLANNING ZONE



APPENDIX
10.4
LISTING OF EPIPs

LIST OF EMERGENCY PLAN IMPLEMENTING PROCEDURES

- 1 Emergency Control Procedures
 - 1.01 Emergency Manager Controlling Procedure
 - 1.02 Response to Notification of Unusual Event
 - 1.03 Response to Alert
 - 1.04 Response to Site Area Emergency
 - 1.05 Response to General Emergency
 - 1.06 Protective Action Recommendations

2. Notification Procedures
 - 2.01 Notification of State and Local Governments
 - 2.02 Notification of NRC

3. Augmentation Procedures
 - 3.02 Activation of Technical Support Center
 - 3.03 Activation of Operational Support Center
 - 3.05 Augmentation of Emergency Response Organization

4. Radiological Monitoring and Dose Assessment Procedures
 - 4.01 Radiological Assessment Director Controlling Procedure
 - 4.02 Radiation Protection Supervisor Controlling Procedure
 - 4.03 Dose Assessment Controlling Procedure
 - 4.04 Emergency Personnel Radiation Exposure
 - 4.05 Respiratory Protection and KI Assessment
 - 4.06 Personnel Monitoring and Decontamination
 - 4.07 Protective Measures
 - 4.09 Source Term Assessment
 - 4.14 Inplant Monitoring
 - 4.15 Onsite Monitoring
 - 4.16 Offsite Monitoring
 - 4.17 Monitoring of Emergency Response Facilities
 - 4.18 Monitoring of LEOF
 - 4.21 Evacuation and Remote Assembly Area Monitoring
 - 4.24 Gaseous Effluent Sampling During an Emergency
 - 4.26 High Level Activity Sample Analysis
 - 4.28 TSC/LEOF Radiation Monitoring System
 - 4.33 Health Physics Network Communications
 - 4.34 Field Team Radio Operator Instructions
 - 4.35 Chemistry Sampling

List of Emergency Plan Implementing Procedures (Cont.)

5. Protective Action Procedures

- 5.01 Transportation of Contaminated Injured Personnel
- 5.03 Personnel Accountability
- 5.04 Access Control
- 5.05 Site Evacuation or Company Dismissal
- 5.07 Administration of Radioprotective Drugs
- 5.08 Damage Control Guideline
- 5.09 Security Team Leader Controlling Procedure

6. Recovery and Restoration Procedures

- 6.01 Re-entry/Recovery Guideline

NAEP-EPIP CROSS REFERENCE

<u>NAEP SECTION NUMBER</u>	<u>IMPLEMENTED BY</u>	<u>EPIP NUMBER</u>
4.1	-	1.01-1.05
4.2	-	1.04-1.05
4.4	-	1.04-1.05
5.0	-	1.01, 3.05
5.2	-	1.01, 3.02, 3.03, 5.08, 5.09
5.3	-	2.01, 2.02, 5.09
5.4	-	2.01
6.1	-	1.01, 2.01, 2.02, 3.05, 4.34
6.2	-	1.01, 4.01-4.03, 4.09, 4.14-4.18, 4.24, 4.26, 4.28, 4.33-4.35
6.3	-	1.01,-1.05, 4.05, 4.07, 4.21, 5.01, 5.03-5.05, 5.07
6.4	-	4.04, 4.06, 5.01
6.5	-	1.02-1.05, 5.09
9.0	-	6.01
9.2	-	4.09, 4.14, 4.16, 4.28

Because the Emergency Plan provides a broad overview of the guidelines that must be considered in mitigating an emergency situation, a number of sections of the Plan do not appear in the cross reference, as they are not specifically activated by an EPIP.

APPENDIX

10.5

PROTECTIVE EQUIPMENT AND SUPPLIES

Emergency Kits for Offsite Monitoring Teams

NOTE: Each kit shall contain at least the following items:

<u>Quantity</u>	<u>Description</u>
1	Hand Trowel
1	Forceps
6	Silver Zeolite Filter
1	Map of Orange
1	Map of TLD Location
1	Preselect Monitor Location Map
1	Map of Site Exclusion Boundary
2	Pads of paper
2	Full-face Respirators, e.g., Ultravue or equivalent
2	Pair Rubber Boots
10	Envelopes
2	Pencils
2	Smears
1	Flashlight
1	Map of Louisa
1	Map of Spotsylvania
1	Map of Lake Anna
1	Dosimeter Charger
1	Package or Box of wipes, e.g., Kimwipes
1	Qt. Plastic Container
3	Gallon Plastic Container
1	Package of Cotton Inserts
1	Bag (15 pair) of Rubber Gloves
2	Hoods
2	Sets of P.C.s
1	Bag assorted Bags
6	"D" Cell Batteries
1	Pk. Air Particulate Patches
2	Digital Alarming Dosimeters (DADs) *
4	Caution Envelopes with Bag of assorted signs and barrier rope.

* 2 (each) 100R Dosimeters and 1 R Dosimeters may be in the kit in lieu of 2 DADs.

Emergency Kits
TSC, OSC, ALT OSC, and LEOF

NOTE: Each kit shall contain at least the following items:

<u>Quantity</u>	<u>Description</u>
2	Full-face Respirators, e.g., Ultravue or equivalent
2	Pair Rubber Boots
2	Boxes Smears
1	Dosimeter Charger (Not required if DADs used)
1	Package Cotton Inserts
5	Pairs of Rubber Gloves
2	Hoods
2	Sets of PCs
1	E520 with 177 (or equal)
1	RM-14 with 210 (or equal)
2	Flashlights
2 Sets	Replacement Batteries for flashlight

Emergency Kit
EVACUATION

NOTE: The kit shall contain at least the following items:

<u>Quantity</u>	<u>Description</u>
2	Cans of waterless soap
8	Paper coverall suits
25 Feet	Radiation barrier rope
6	Radiation placards
Various	Radiation inserts for placards
10	Radioactive material stickers
10	Radioactive material tags
1	Package of smears
2	Pads of paper
3	Pencils
1	Box of surgical gloves
5	Trash bags
2	Boxes of cotton swabs
2	Black marking pens
1	Red marking pen
3	Miscellaneous size plastic bags
30	Pairs of shoe covers (disposable or launderable)
4	Packages of diapers
1	Box of heavy-duty cleanser
1	Roll of tape

APPENDIX

10.6

(DELETED)

APPENDIX

10.7

SUPPORTING PLAN CONTACT

SUPPORTING PLAN CONTACT

ORGANIZATION

CONTACT

Dominion - Corporate Emergency
Response Plan

Dominion Nuclear Emergency
Preparedness Department

State Plan (Commonwealth of Virginia
Radiological Emergency Response Plan)

State Department of Emergency
Management, Emergency Operations Center

Louisa County Plan

Sheriff's Dispatcher

Spotsylvania County Plan

Sheriff's Dispatcher

Orange County Plan

Sheriff's Dispatcher

Caroline County Plan

Sheriff's Dispatcher

Hanover County Plan

Sheriff's Dispatcher

Medical College of Virginia Plan

Hospital Superintendent

Department of Energy - FRMAP

Oak Ridge Operations

APPENDIX

10.8

ESTIMATION OF EVACUATION TIMES

**(Maintained on file by Nuclear
Emergency Preparedness Department.
Available on request.)**

APPENDIX

10.9

RADIATION EMERGENCY PLAN

MCVH/VCU - DOMINION POWER

**(Maintained on file by Nuclear
Emergency Preparedness Department.
Available on request.)**

APPENDIX

10.10

FEDERAL RADIOLOGICAL MONITORING AND ASSESSMENT CENTER (FRMAC)

OPERATIONS PLAN

(Maintained on file by Nuclear

Emergency Preparedness Department.

Available on request.)

APPENDIX

10.11

INITIATING CONDITIONS

EMERGENCY ACTION LEVELS

This information is presented in the Emergency Action Level Matrix and Emergency Action Level Technical Bases Document. These documents are subject to the same review and approval process as the North Anna Emergency Plan and incorporated by reference.

Serial No. 14-613
Docket Nos. 50-338/339/280/281, 72-16/56/2/55

Attachment 3

Surry Power Station Emergency Plan, Revision 60
10 CFR 50.54(q)(5) Summary

Virginia Electric and Power Company

10 CFR 50.54(q)(5) Summary of Analysis for Submittal 14-613: SPS

Surry Emergency Plan Revision 60 incorporated the changes described below. A description of why each change was not a reduction in the effectiveness of the emergency plan and the regulatory basis for each non-editorial change are provided.

1. Section 5.2 was revised by specifying that the on-shift operators who perform initial mitigative actions are trained to perform corrective actions prior to the arrival of augmentation. The emergency planning standard for having staff to respond and for maintaining adequate staffing to provide initial facility accident response in key functional areas per 10 CFR 50.47(b)(1) continues to be met because on-shift personnel assigned emergency plan implementation functions are not assigned responsibilities that would prevent the timely performance of their assigned functions as specified in the emergency plan.
2. Table 5.1 was clarified by identifying that three (2) of the five (5) Fire Brigade members are supplied by Operations and the remainder by Security. The Operations numbers are satisfied by the Auxiliary Operator complement listed in the Plant Operations and Assessment of Operational Aspects section of the table and not double-counted to obtain the total. The number of Security staff in the Site Access Control and Personnel Accountability section of the table is identified as Proprietary and not included in the total except for the three (3) who are part of the Fire Brigade. The emergency planning standard for having staff to respond and for maintaining adequate staffing to provide initial facility accident response in key functional areas per 10 CFR 50.47(b)(2) continues to be met because on-shift emergency response responsibilities are staffed and assigned.
3. Sections 8.5 and 8.6 were changed to address implementation of the eight-year cycle for demonstrating exercise objectives per 10 CFR 50, Appendix E, Part IV.F.2.j pursuant to scheduled conduct of a hostile-action based biennial exercise on February 10, 2015. The emergency planning standard for conducting periodic exercises to evaluate major portions of emergency response capabilities per 10 CFR 50.47(b)(14) continues to be met because the drill and exercise program continues to provide performance opportunities to develop, maintain, and demonstrate key skills, and critique performance.
4. Appendix 10.1 was updated in its entirety with letters of agreement (LOAs) which are renegotiated every two years per Section 5.3.3. The emergency planning standards for requesting and effectively using assistance resources, and for arranging medical services for contaminated injured individuals per 10 CFR 50.47(b)(3) and (12) continue to be met based on having maintained agreements current.
5. Editorial changes include updates to the Section 8 table of contents and the NUREG-0654 cross reference, correcting the column headings on Table 5.1, a procedure revision number and titles, and replacing references to 'badges' with 'key cards.'

Serial No. 14-613
Docket Nos. 50-338/339/280/281, 72-16/56/2/55

Attachment 4

Surry Power Station Emergency Plan, Revision 60

Virginia Electric and Power Company



Dominion®

Emergency Plan

Title: Surry Power Station Emergency Plan

Revision Number:

60

Effective Date:

December 15, 2014

Revision Summary:

Revision 60 updates the entire document. Revised material includes, but is not limited to:

1. NUREG-0654 Cross Reference Index updated.
2. Fire Team changed to Fire Brigade throughout to make consistent with station fire protection program position title. [No change bar]
3. Section 5.2, Onsite Emergency Organization, page 5.4, first paragraph, revised to address CA282079:
 - Removed comma between unit(s) and take and added 'and'.
 - Added verbiage 'including corrective actions necessary to implement procedures consistent with operations personnel training' with period.
 - Added 'Additionally, onshift personnel' to beginning of next to last sentence in paragraph.
4. Table 5.1 revised per the following to address CA282080:
 - Fire Team Members (now Brigade) more clearly defined as 'Operations' or 'Security' with total Onshift designated accordingly.
 - Reformatted table header 'Additional Within Approximately' to 'Additional Within Approx.' and adjusted so more accurately reflects 45 Min and 60 Min.
5. Section 6.3.2, last paragraph, first sentence, 'badges' changed to 'key cards'.
6. Figure 7.2, updated revision of VPAP-2103S from 15 to 16 in footnote.
7. Section 8.5.7, Terrorism Based Drills, deleted.
8. Section 8.6.1, Scheduling of Emergency Exercises, page 8.10, revised from one paragraph to two:
 - First paragraph:
 - Deleted second sentence 'Emergency exercises will be scheduled to start at different times of the day with advance knowledge of the time held confidentially.'
 - Added new second sentence 'All biennial exercises must include demonstration of response to at least the Site Area Emergency classification level.'
 - Second paragraph:
 - Deleted sentence 'At least once every 6 years, the specific exercise date should be unannounced.'
 - Changed frequency of unannounced and off-hours exercises from once every 6 years to once every 8 years.
 - Deleted last sentence 'The 6-year cycle will become an 8 year cycle the calendar year in which the first hostile action exercise is conducted (no later than 2015 per 10 CFR 50, Appendix E, paragraph IV.F.2j).'
9. Section 8.6.2, Emergency Exercise Content, revised in its entirety.
10. Section 8.6.3, Emergency Exercise Scenarios, 'facilitators' changed to 'controllers'.
11. Section 8.6.4, Conduct of Emergency Exercises, 'facilitators' changed to 'controllers'.
12. Section 8.6.5, Emergency Exercise Evaluation and Corrective Action, 'facilitators' changed to 'controllers'.
13. Section 10, Letters of Agreement updated.
14. Revised title of Director-Nuclear Protection Services and Emergency Preparedness to Director Nuclear Emergency Preparedness throughout.

Approvals on File

SURRY POWER STATION
EMERGENCY PLAN

TABLE OF CONTENTS

<u>SECTION</u>	<u>SUBJECT</u>	<u>PAGE NO.</u>
i	<u>Table of Contents</u>	i.1
1	<u>Definitions</u>	1.1
1.0	Definitions	1.2
1.1	Acronyms and Abbreviations	1.5
2	<u>Scope and Applicability</u>	2.1
2.0	Site Specifics	2.2
2.1	Emergency Plan	2.2
3	<u>Summary of Emergency Plan</u>	3.1
3.0	Summary of Emergency Plan	3.2
4	<u>Emergency Conditions</u>	4.1
4.0	Emergency Conditions	4.2
4.1	Spectrum of Postulated Accidents	4.2
4.2	Emergency Classification System	4.3
4.3	State and Local Government Classification System	4.8
4.4	Requirements for Written Summaries of Emergency Events	4.8
5	<u>Organizational Control of Emergencies</u>	5.1
5.0	Organizational Control of Emergencies	5.3
5.1	Normal Station Organization	5.3
5.2	Onsite Emergency Organization	5.4
5.3	Augmentation of Onsite Emergency Organization	5.10
5.4	Coordination with Participating Government Agencies	5.13

<u>SECTION</u>	<u>SUBJECT</u>	<u>PAGE NO.</u>
6	<u>Emergency Measures</u>	6.1
6.0	Emergency Measures	6.2
6.1	Activation of the Emergency Plan	6.2
6.2	Assessment Actions	6.2
6.3	Protective Actions	6.3
6.4	Aid to Affected Personnel	6.6
6.5	Offsite Support	6.8
7	<u>Emergency Facilities and Equipment</u>	7.1
7.0	Emergency Facilities and Equipment	7.3
7.1	Emergency Response Facilities	7.3
7.2	Communications System	7.5
7.3	Assessment Facilities Available Onsite	7.8
7.4	Facilities and Equipment for Offsite Monitoring	7.10
7.5	Damage Control Equipment and Supplies	7.11
7.6	Early Warning System	7.11
8	<u>Maintaining Emergency Preparedness</u>	8.1
8.0	Maintaining Emergency Preparedness	8.3
8.1	Responsibilities for Maintaining Emergency Preparedness	8.3
8.2	Maintenance of the Emergency Plan, Emergency Plan Implementing Procedures, and Emergency Personnel Notification List	8.3
8.3	Training of Station Personnel	8.4
8.4	Training of Offsite Support Personnel	8.7
8.5	Emergency Drills	8.7
8.6	Emergency Exercises	8.9
8.7	Testing and Maintenance of Emergency Equipment	8.11
8.8	Informing the Public	8.12
8.9	Independent Review of the Emergency Preparedness Program	8.12
9	<u>Recovery</u>	9.1
9.0	Recovery	9.2
9.1	Recovery Methodology	9.2
9.2	Population Exposure	9.2

SECTION

SUBJECT

10

Appendices

Appendix 10.1	Agreement Letters
Appendix 10.2	Radiation Emergency Plan MCVH/VCU - Dominion Power
Appendix 10.3	Federal Radiological Monitoring and Assessment Center (FRMAC) Operations Plan
Appendix 10.4	Evacuation Time Study
Appendix 10.5	EPIP Emergency Plan Cross Reference
Appendix 10.6	NUREG-0654/Emergency Plan Cross Reference
Appendix 10.7	Emergency Kits Contents
Appendix 10.8	Emergency Classification/Initiating Conditions

SURRY POWER STATION
EMERGENCY PLAN

SECTION 1
DEFINITIONS

<u>Part</u>	<u>Subject</u>	<u>Page No.</u>
1.0	Definitions	1.2
1.1	Acronyms and Abbreviations	1.5

1.0 Definitions

- Alert - Events are in process or have occurred which involve an actual or potential substantial degradation of the level of safety of the plant or a security event that involves probable life threatening risk to site personnel or damage to site equipment because of HOSTILE ACTION. Any releases are expected to be limited to small fractions of the Environmental Protection Agency Protective Action Guideline exposure levels.
- Annually - 12 months +/- 3 months.
- Biennial - Occurring every two years.
- Buffer Sectors - Two 22 1/2° sectors flanking each side of the 22 1/2° primary sector.
- Commonwealth of Virginia Radiological Emergency Response Plan (COVERERP) - Annex to Volume II of the Commonwealth of Virginia Emergency Operations Plan - Peacetime Disasters.
- Deep Dose Equivalent (DDE) - Measure of direct external radiation exposure to the body (e.g., cloud shine, contamination or direct radiation). DDE is assumed equivalent to Effective (external) Dose Equivalent (EDE) with respect to uniform exposure.
- Drill - A supervised instruction period aimed at testing, developing and maintaining skills.
- Effective Date - Date of change; implementation date assigned by approval authority; date from which 30-day NRC submittals are required in accordance with 10 CFR 50, Appendix E.V.
- Emergency - Any situation that may result in undue risk to the health and safety of the public and/or site personnel, or significant damage to property or equipment.
- Emergency Action Levels (EALs) - Events, such as equipment malfunctions, natural phenomena, radiological dose rates, et cetera, that may be used as thresholds for initiating such specific emergency measures as designating a particular class of emergency, initiating a notification procedure, or initiating a particular protective action.
- Emergency Plan Implementing Procedures (EPIPs) - Emergency response procedures that implement the Emergency Plan.
- Emergency Planning Zones (EPZs)
- Plume Exposure Pathway EPZ - An area delineated by an approximate ten-mile radius circle around the Surry Power Station.
- Ingestion Exposure Pathway EPZ - An area delineated by an approximate fifty-mile radius circle around the Surry Power Station with the potential of internal exposure from the ingestion of radioactive material through the food pathway.
- Exercise - A test of the response capabilities of the emergency organization that permits the evaluation of training and response to a given situation. Exercises are conducted in accordance with pre-planned scenarios with defined objectives.

- General Emergency - Events are in process or have occurred which involve actual or imminent substantial core degradation or melting with potential for loss of containment integrity or HOSTILE ACTION that results in an actual loss of physical control of the facility. Releases can be reasonably expected to exceed Environmental Protection Agency Protective Action Guideline exposure levels offsite for more than the immediate site area.
- Hostile Action – An act toward a nuclear power plant or its personnel that includes the use of violent force to destroy equipment, takes hostages, and/or intimidates the licensee to achieve an end. This includes attack by air, land, or water using guns, explosives, projectiles, vehicles, or other devices used to deliver destructive force. Other acts that satisfy the overall intent may be included. Hostile Action should not be construed to include acts of civil disobedience or felonious acts that are not part of a concerted attack on the nuclear power plant. Non-terrorism-based EALs should be used to address such activities, (e.g., violent acts between individuals in the owner controlled area.)
- Hostile Force – One or more individuals who are engaged in a determined assault, overtly or by stealth and deception, equipped with suitable weapons capable of killing, maiming, or causing destruction.
- Interim - A temporary or provisional emergency response position or facility which is augmented or transferred as resources become available.
- Local Communities - This term shall be used to denote the counties of Surry, Isle of Wight, York and James City and the cities of Williamsburg and Newport News located in the approximate ten (10) mile Emergency Planning Zone.
- Local Emergency Operations Facility (LEOF) - A near site facility where the Recovery Manager controls overall emergency response efforts.
- Local Media Center (LMC) - This facility provides a near site location for official media releases. The LMC is in the Surry Nuclear Information Center.
- Nearsite - Within the Site Boundary, but beyond Protected Area.
- Notification of Unusual Event - Events are in process or have occurred which indicate a potential degradation of the level of safety of the plant or indicate a security threat to facility protection has been initiated. No releases of radioactive material requiring offsite response or monitoring are expected unless further degradation of safety systems occurs.
- Offsite - Beyond the Site Boundary.
- Onsite - The Protected Area (area surrounded by security fence) and Switchyard.
- Operational Support Center (OSC) - An assembly area that serves as the staging location for Damage Control Teams, the Fire Brigade, the First Aid Team, and the Search and Rescue Team.
- Primary Sector - The 22 1/2° sector which bounds the existing wind direction.
- Projected Dose - An estimated radioactive dose which affected population groups could potentially receive if no protective actions are taken.

- Protected Area - An area encompassed by physical barriers and to which access is controlled. For the purposes of this plan, the Protected Area refers to the designated security area around the reactor and turbine buildings.
- Protective Action Guides (PAGs) - The projected dose to individuals in the general population which warrants taking protective actions.
- Protective Actions - Those emergency measures taken before or after an uncontrolled release of radioactive material has occurred for the purpose of preventing or minimizing radiological exposures.
- Recovery Actions - Those actions taken after the emergency to restore the station as nearly as possible to its pre-emergency condition.
- Rem (Roentgen Equivalent Man) - A unit of radiation dose that relates exposure to the biological effects of the exposure (absorbed exposure or dose). A unit related to the rem is the millirem (mrem). 1 mrem = 1/1000 rem.
- Restricted Area - Any area where access is controlled for the purpose of radiation protection.
- Site Area Emergency - Events are in process or have occurred which involve an actual or likely major failures of plant functions needed for protection of the public or HOSTILE ACTION that results in intentional damage or malicious acts; (1) toward site personnel or equipment that could lead to the likely failure of or; (2) that prevents effective access to equipment needed for the protection of the public. Any releases are not expected to result in exposure levels which exceed Environmental Protection Agency Protective Action Guideline exposure levels beyond the site boundary.
- Site Boundary - The company-owned area within 1650 feet of Surry Unit 1 containment.
- Semi-annual - Occurring once during each of the first and last six months of the calendar year.
- Station Emergency Manager (SEM) - Designated onsite individual having the responsibility and authority for implementing the Emergency Plan.
- Technical Support Center (TSC) - A facility located adjacent to the Unit 1 Control Room which will be the central control center for the onsite emergency response organization after shift augmentation.
- Thyroid Committed Dose Equivalent (CDE) - Radiation exposure to the thyroid through inhalation or ingestion of radioactive material assuming a 50 year exposure period from uptake.
- Total Effective Dose Equivalent (TEDE) - The sum of external and internal dose.

1.1 Acronyms and Abbreviations

A/E	- Architect/Engineer
AC	- Alternating Current
APs	- Abnormal Procedures
Appx.	- Appendix
ARD	- Automatic Ringdown Line
ATWT	- Anticipated Transient Without Trip
BTL	- Bottle
BX	- Box
cc	- Cubic Centimeter
CDE	- Committed Dose Equivalent
Ce	- Cerium
CEDE	- Committed Effective Dose Equivalent
CEOF	- Central Emergency Operations Facility
CERC	- Corporate Emergency Response Center
CERP	- Corporate Emergency Response Plan
CERT	- Corporate Emergency Response Team
CFR	- Code of Federal Regulations
CH	- Charging System
cm	- Centimeter
COVRERP	- Commonwealth of Virginia Radiological Emergency Response Plan
cpm	- counts per minute
Cs	- Cesium
CSD	- Cold Shutdown
CVCS	- Chemical and Volume Control System
CW	- Circulation (Circ.) Water
DAD	- Digital Alarming Dosimeter
DBE	- Design Basis Earthquake
DC	- Direct Current
DDE	- Deep Dose Equivalent
DECON	- Decontaminate
DEM	- Department of Emergency Management (State)
DEPT.	- Department
DOE	- Department of Energy
dpm	- disintegrations per minute
EAD	- Emergency Administrative Director
EALs	- Emergency Action Levels
EAS	- Emergency Alert System

ECC	- Emergency Control Center
ECCS	- Emergency Core Cooling System
EDE	- Effective Dose Equivalent
e.g.	- For example [From Latin <i>exempli gratia</i>]
EMD	- Emergency Maintenance Director
ENS	- Emergency Notification System (NRC Communications System)
EOC	- Emergency Operations Center
EOD	- Emergency Operations Director
EOF	- Emergency Operations Facility
EPA	- Environmental Protection Agency
EPC	- Emergency Procedures Coordinator
EPIP(s)	- Emergency Plan Implementing Procedures
EPZs	- Emergency Planning Zones
ERDS	- Emergency Response Data System
ERF	- Emergency Response Facility
ERGs	- Emergency Response Guidelines
etc.	- et cetera
ETD	- Emergency Technical Director
EWS	- Early Warning System
F	- Fahrenheit
FEMA	- Federal Emergency Management Agency
FRMAC	- Federal Radiological Monitoring and Assessment Center
FSRC	- Facility Safety Review Committee
Ft	- Feet
GM	- Geiger-Mueller
GOV'T.	- Government
GPM (gpm)	- Gallons per minute
HP	- Health Physics
HPN	- Health Physics Network (NRC Communications System)
hrs.	- Hours
HRSS	- High Radiation Sampling System
HSD	- Hot Shutdown
I	- Iodine
i.e.	- That is [From Latin <i>id est</i>]
IAW	- In accordance with
IEIN	- Inspection and Enforcement Information Notice (NRC)
Int'l	- International
I/O	- Input/Output

JDG	- Job Demonstration Guide
JIC	- Joint Information Center
KI	- Potassium Iodide
Kr	- Krypton
LAN	- Local Area Network
LCO	- License Condition of Operation
LEOF	- Local Emergency Operations Facility
LMC	- Local Media Center
LOCA	- Loss of Coolant Accident
LW	- Liquid Waste
MCL	- Management Counterpart Link
MCVH	- Medical College of Virginia Hospital
MIDAS	- Meteorological Information and Dose Assessment System
ml	- milliliter
mph	- miles per hour
mR/hr	- Millirem per hour
MSL	- Mean Sea Level
MWe	- Megawatt electric
MWt	- Megawatt thermal
N/A	- Not applicable
NEP	- Nuclear Emergency Preparedness
NPSEPT	- Nuclear Power Station Emergency Preparedness Training
NRC	- Nuclear Regulatory Commission
NSSS	- Nuclear Steam Supply System
OBE	- Operating Basis Earthquake
ODCM	- Offsite Dose Calculation Manual
OPS	- Operations
OPX	- Off-Premises exchange (Communications System)
OSC	- Operational Support Center
PAGs	- Protective Action Guides
PBX	- Private Branch exchange (Communications System)
PCS	- Plant Computer System
Pk.	- Package
PMCL	- Protective Measures Counterpart Link
PORV	- Power Operated Relief Valve
Pr	- Pair
PSIA	- Pounds per square inch absolute
PSIG	- Pounds per square inch gauge

RAA	- Remote Assembly Area
RAC	- Radiological Assessment Coordinator
RAD/Rad/rad	- Radiological Assessment Director, radiation or radiological depending on context
RCP	- Reactor Coolant Pump
RCS	- Reactor Coolant System
Rem	- Roentgen Equivalent Man
R/hr	- Roentgen per hour
RHR	- Residual Heat Removal
RERP	- Radiological Emergency Response Plan
RERT	- Radiological Emergency Response Team
RIC	- Richmond International Concourse (Airport)
RM, RMS	- Radiation Monitoring System
RO	- Reactor Operator
RPS	- Radiation Protection Supervisor
RSCL	- Reactor Safety Counterpart Link
RSD	- Refueling Shutdown
Ru	- Ruthenium
RVLIS	- Reactor Vessel Level Indication System
Rx	- Reactor
SCBA	- Self contained breathing apparatus
SEM	- Station Emergency Manager
SEP	- Surry Emergency Plan
SI	- Safety Injection
SNIC	- Surry Nuclear Information Center
SONET	- Synchronous Optical Network
SPDS	- Safety Parameter Display System
SPS	- Surry Power Station
SRD	- Self Reading Dosimeter
SRO	- Senior Reactor Operator
STA	- Shift Technical Advisor
SW	- Service Water system
Te	- Tellurium
T.S.	- Technical Specification
TEDE	- Total Effective Dose Equivalent
TLD	- Thermoluminescent Dosimeter
TSC	- Technical Support Center
μCi	- Micro (μ) Curie
UFSAR	- Updated Final Safety Analysis Report

UHF	- Ultrahigh frequency (radio)
U.S.	- United States
VCU	- Virginia Commonwealth University
VCUMC	- Virginia Commonwealth University Medical Center
VG	- Vents - Gaseous
VPAP	- Virginia Power Administrative Procedure
WAN	- Wide Area Network
Xe	- Xenon
X/Q	- Chi/Q ; Dilution and dispersion factor, sec/m^3

SURRY POWER STATION
EMERGENCY PLAN

SECTION 2
SCOPE AND APPLICABILITY

<u>Part</u>	<u>Subject</u>	<u>Page No.</u>
2.0	Site Specifics	2.2
2.1	Emergency Plan	2.2

2.0 Site Specifics

The Surry Power Station consists of two units, each of which include a three loop pressurized light water reactor nuclear steam supply system (NSSS) and turbine generator furnished by Westinghouse Electric Corporation. The balance of the station was designed and constructed by the Company with the assistance of its Architect/Engineer (A/E), Stone and Webster Engineering Corporation. Each reactor unit design output is limited to maximum power level stated in the current Operating License.

The units are located in Surry County, Virginia, on a point of land called Gravel Neck, which juts out into the James River from the South. The 840 acre site is located approximately 25 miles NW of Hampton, Virginia; and, approximately 7.0 miles south of Williamsburg, Virginia. Cooling water is obtained from the James River. An Independent Spent Fuel Storage Installation (ISFSI) is located on the plant site.

The city of Williamsburg, as well as portions of Surry, Isle of Wight, James City and York counties and the city of Newport News, lie within 10 miles of the station. Newport News, Williamsburg and the counties of James City and York are dominated by growing population centers and large transient tourist trade. The counties of Surry and Isle of Wight, which surround the site on the south side of the James River, are predominately rural and characterized by farmland, wooded land and marshy wet lands. Surry County has the largest agricultural area within the 10 mile zone, covering over 9000 acres of major cropland. Peanuts, corn and soybeans are the principal crops of the area. Two (2) dairy farms are in this zone, located close to Bacon's Castle.

2.1 Emergency Plan

The Surry Power Station Emergency Plan describes the organization, facilities, emergency response measures, and functional interfaces with offsite agencies which can be used to respond to a broad range of defined emergencies. The organization has well defined responsibilities and specific authorities which provide for effective control and coordination of the emergency response, both onsite and offsite.

The organization is augmented, as required, to address situations with the most serious potential consequences.

The Plan is formulated for compatibility with existing Local, State, and Federal organizations which have responsibilities to render assistance should the need exist. Coordinating the response effort between the company and offsite agencies supports mutual goals of protecting public health and safety and of minimizing damage to both public and private properties.

The basic purposes of the Plan are as follows:

- 1) To define potential types of emergencies;
- 2) To establish an organization for managing an emergency;
- 3) To provide measures for coping with an emergency;
- 4) To provide facilities from which to perform selected measures;
- 5) To provide for a recovery program following an emergency; and,
- 6) To provide methods for maintaining the Plan active and current.

Emergency Plan Implementing Procedures (EPIPs) provide instructions for accomplishing the provisions established in the Plan. The procedures guide the classification of the emergency, provide for offsite notifications, and activation of the full response organization. They also provide techniques for estimating the consequences of offsite releases and making recommended Protective Action Recommendations.

The Plan satisfies the emergency plan requirements for the Surry ISFSI under provisions of Title 10 of the Code of Federal Regulations, Part 72, Subpart B, Section 32, Subsection (c).

SURRY POWER STATION
EMERGENCY PLAN

SECTION 3
SUMMARY OF EMERGENCY PLAN

<u>Part</u>	<u>Subject</u>	<u>Page No.</u>
3.0	Summary of Emergency Plan	3.2

3.0 Summary of Emergency Plan

Types of emergencies are divided into four classifications which cover a broad spectrum of potential occurrences. These classifications range from a "Notification of Unusual Event," in which offsite officials are notified of an unusual condition, through a "General Emergency," in which onsite and offsite evacuation may be required and a major state of emergency exists. This classification scheme is compatible with existing State and local emergency response plans.

An emergency response organization is established with specific duties and responsibilities defined, and points of contact between onsite and offsite supporting agencies designated. Augmentation of the emergency organization will occur at the "Alert" level, which includes activation of both station and corporate emergency response teams. Provisions for prompt notification of the State, Local and Federal agencies are established and include transmittal of pre-planned information which may be required for offsite agency response.

Methods and procedures provide corrective and protective actions including evaluation of the operability of the unaffected unit. The use of protective equipment, protective action guides and exposure limits are pre-specified. The facilities available for assessment and management of the emergency consist of onsite and offsite emergency response facilities, communication systems, and portable or fixed equipment for detection and measurement of those parameters causing or resulting from the emergency. Medical facilities are also available.

A recovery program describes the organization and procedural approach required to re-start the affected unit. The recovery program provides guidance for relaxing protective measures that have been instituted and requires the periodic estimation of total population exposure.

The Emergency Plan and Emergency Plan Implementing Procedures are reviewed annually. The Facility Safety Review Committee (FSRC) evaluates the review and may provide additional recommendations as necessary. Periodic drills and exercises involving communications, fire fighting, radiological monitoring and Health Physics activities are routinely conducted. A joint exercise involving Federal, State and local response agencies will be held on odd-numbered years at Surry (the even-numbered years being held at North Anna) to ensure all major elements of the Plan are tested within a six year period. Critiques of each implementation of the Plan allow for critical reviews of technique, methods, and shortcomings. Improvements will be factored into the plan and/or implementing procedures, through revisions.

SURRY POWER STATION
EMERGENCY PLAN

SECTION 4
EMERGENCY CONDITIONS

<u>Part</u>	<u>Subject</u>	<u>Page No.</u>
4.0	Emergency Conditions	4.2
4.1	Spectrum of Postulated Accidents	4.2
4.2	Emergency Classification System	4.3
4.3	State and Local Government Classification System	4.8
4.4	Requirements for Written Summaries of Emergency Events	4.8

4.0 Emergency Conditions

The following guidelines describe the criteria used by station personnel in classifying or determining the type of an emergency. The types of potential accidents or emergencies are numerous and vary in magnitude. Accordingly, the classification system is wide-range, although flexible and straight forward. The four classifications are defined in accordance with Appendix 1 of NUREG-0654/FEMA-REP-1, "Criteria for Preparation and Evaluation of Radiological Emergency Response Plans and Preparedness in Support of Nuclear Power Plants". The classification system is not intended to include minor deviations during normal operation. Furthermore, it may be discovered that an event or condition, which met the classification criteria, had existed, but that and the basis for the emergency class no longer exists at the time of discovery. For example, the event may have rapidly concluded or been discovered during a post-event review. As discussed in NUREG-1022, "Event Reporting Guidelines: 10 CFR 50.72 and 50.73" (Revision 1), actual declaration of an emergency class is not necessary in these circumstances, although notification to the Nuclear Regulatory Commission and Virginia Department of Emergency Management is warranted.

4.1 Spectrum of Postulated Accidents

The spectrum of emergencies peculiar to nuclear power stations range from accidents with minor implications on health and safety to the postulation of major occurrences resulting in the release of significant quantities of radioactive material. Examples of minor accidents that may occur include small spills of radioactive liquid, unplanned or uncontrolled releases of small amounts of radioactive material, or equipment malfunctions.

Major occurrences, though not expected to take place, have been postulated for planning and design purposes. These events, further described in Surry Power Station UFSAR, Section 14, are as follows:

- a. Major reactor coolant pipe ruptures (LOCA).
- b. Major secondary system pipe rupture (steam line break).
- c. Steam generator tube rupture.
- d. Fuel handling accidents.
- e. Rupture of a control rod drive mechanism housing (rod cluster control assembly ejection).

Of the accidents listed above and analyzed in the UFSAR, three are considered to release significant amounts of radioactivity. These are the loss of coolant accident, the steam generator tube rupture and the fuel handling accident. The nature of these three accidents is such that a radiological safety analysis can produce results that vary in terms of consequences. This analysis depends on assumptions used concerning such items as the status of primary coolant radioactivity content, meteorological conditions, or performance of station safety systems. The Emergency Plan and implementing procedures are written in anticipation of having to contend with these worst case consequences.

4.2 Emergency Classification System

Emergency conditions which may develop will be categorized as one of the following emergency classifications (defined in Section 1 of this plan):

1. Notification of Unusual Event.
2. Alert.
3. Site Area Emergency.
4. General Emergency.

The Notification of Unusual Event classification requires notification of appropriate offsite support groups and station management personnel that an abnormal condition exists at the station. The purpose of this notification is to increase the awareness of key offsite support organizations and station management of a condition which can currently be managed by the onsite resources, but which could escalate to a more serious condition. The on-shift operations personnel are assigned response tasks in accordance with the pre-augmentation organization responsibilities defined in Section 5 of this plan.

The Alert classification is indicative of a more serious condition which has the potential for radioactive release. As a result, the emergency response organization is notified to augment onsite resources and activate corporate emergency response facilities.

The Site Area Emergency classification reflects conditions where some significant radiation releases are likely or are occurring, but where a core melt situation is not currently indicated. In this situation, there would be full mobilization in the nearsite environs of monitoring teams and associated communications. A Site Area Emergency can be declared for reasons other than radiological releases.

The General Emergency classification is indicative of actual or imminent substantial core degradation or melting with the potential for loss of containment, or non-radiological events which could endanger public health and/or safety. Within fifteen minutes of declaring a General Emergency, predetermined protective action recommendations will be made to the State based on plant and meteorological conditions.

Tables 4.1 - 4.4 list the initiating conditions for each emergency classification. The Emergency Action Level Matrix groups these conditions by event category for easy reference and identification. For each condition, specific indications available from instruments and unit operating response are defined in the matrix to confirm that the proper thresholds have been met for declaring a given classification. Once indications are available to plant operators that an emergency action level has been exceeded, the event is promptly assessed and classified, and the corresponding emergency classification level is declared. This declaration occurs as soon as possible and within 15 minutes of when these indications become available.

TABLE 4.1
INITIATING CONDITIONS: NOTIFICATION OF UNUSUAL EVENT

NOTE: The alpha-numeric designator, [AAN], preceding each initiating condition below, indicates the Emergency Action Level Identifier category, emergency classification and subcategory number; respectively.

Recognition Category C – Cold Shutdown/Refueling System Malfunction
(Cold Conditions (RCS \leq 200°F) only))

- CU1a AC power capability to emergency buses reduced to a single power source for greater than 15 minutes such that any additional single failure would result in loss of all AC power to emergency buses
- CU1b Unplanned loss of required DC power for greater than 15 minutes
- CU2 Unplanned loss of RCS inventory with irradiated fuel in the Reactor Vessel
- CU3 Unplanned loss of decay heat removal capability with irradiated fuel in the Reactor Vessel
- CU4 Unplanned loss of all onsite or offsite communications capabilities
- CU5 RCS leakage
- CU6 Inadvertent criticality

Recognition Category E – Independent Spent Fuel Storage Installation (ISFSI)

- EU1 Damage to a loaded cask confinement boundary

Recognition Category F – Fission Product Barriers (Hot Conditions (RCS $>$ 200°F) only))

- FU1 Any loss or any potential loss of Containment

Recognition Category H – Hazards

- HU1 Natural or destructive phenomena affecting the Protected Area or the Low Level Intake Structure
- HU2 Fire or explosion within Protected Area boundary
- HU3 Release of toxic, corrosive, asphyxiant or flammable gases deemed detrimental to normal operation of the plant
- HU4 Confirmed security condition or threat which indicates a potential degradation in the level of safety of the plant
- HU5 None
- HU6 Other conditions existing which in the judgment of the SEM warrant declaration of a NOUE

Recognition Category R – Abnormal Radiological Release / Radiological Effluent

- RU1a Any unplanned release of liquid radioactivity to the environment that exceeds two times the radiological effluent Technical Specifications for 60 minutes or longer
- RU1b Any unplanned release of gaseous radioactivity to the environment that exceeds two times the allocated radiological effluent ODCM limits for 60 minutes or longer
- RU2 Unexpected increase in plant radiation

Recognition Category S – System Malfunction (Hot Conditions (RCS $>$ 200°F) only))

- SU1 Loss of all offsite power to emergency buses for greater than 15 minutes
- SU2 None
- SU3 Inability to reach required shutdown within Technical Specification limits
- SU4a Unplanned loss of most or all safety-related structures, systems and components annunciation or indication in the Control Room for greater than 15 minutes
- SU4b Unplanned loss of all onsite or offsite communications capabilities
- SU5 Fuel clad degradation
- SU6 RCS leakage for 15 minutes or longer
- SU7 Inadvertent criticality

TABLE 4.2
INITIATING CONDITIONS: ALERT

Recognition Category C – Cold Shutdown/Refueling System Malfunction

(Cold Conditions ($RCS \leq 200^{\circ}F$) only))

- CA1 Loss of all offsite power and loss of all onsite AC power to emergency buses
- CA2 Loss of RCS inventory
- CA3 Inability to maintain plant in cold shutdown with irradiated fuel in the Reactor Vessel

Recognition Category F – Fission Product Barriers (Hot Conditions ($RCS > 200^{\circ}F$) only))

- FA1 Any loss or any potential loss of either Fuel Clad or RCS

Recognition Category H – Hazards

- HA1 Natural or destructive phenomena affecting a plant safe shutdown area
- HA2 Fire or explosion affecting the operability of plant safety-related structures, systems or components required to establish or maintain safe shutdown
- HA3 Access to a safe shutdown area is prohibited due to release of toxic, corrosive, asphyxiant or flammable gases which jeopardize operation of systems required to maintain safe operations or safely shutdown the reactor
- HA4 Hostile action within the Owner Controlled Area or airborne attack threat
- HA5 Control Room evacuation has been initiated
- HA6 Other conditions existing which in the judgment of the SEM warrant declaration of an Alert

Recognition Category R – Abnormal Radiological Release / Radiological Effluent

- RA1 Any unplanned release of gaseous or liquid radioactivity to the environment that exceeds 200 times the radiological effluent Technical Specification for 15 minutes or longer
- RA2a Damage to irradiated fuel or loss of water level that has or will result in the uncovering of irradiated fuel outside the Reactor Vessel
- RA2b Release of radioactive material or increases in radiation levels within the facility that impedes operation of systems required to maintain safe operations or to establish or maintain cold shutdown

Recognition Category S – System Malfunction (Hot Conditions ($RCS > 200^{\circ}F$) only))

- SA1 AC power capability to emergency buses reduced to a single power source for greater than 15 minutes such that any additional single failure would result in loss of all AC power to emergency buses
- SA2 Automatic trip fails to shutdown the reactor and the manual actions taken from the reactor control console are successful in shutting down the reactor
- SA3 None
- SA4 Unplanned loss of most or all safety-related structures, systems and components annunciation or indication in Control Room with EITHER (1) a significant transient in progress, OR (2) compensatory non-alarming indicators are unavailable

TABLE 4.3
INITIATING CONDITIONS: SITE AREA EMERGENCY

Recognition Category C – Cold Shutdown/Refuel System Malfunction
(Cold Conditions (RCS \leq 200°F) only))

- CS1 None
- CS2 Loss of Reactor Vessel inventory affecting core decay heat removal capability

Recognition Category F – Fission Product Barriers (Hot Conditions (RCS > 200°F) only))

- FS1 Loss or potential loss of any two barriers

Recognition Category H – Hazards

- HS1 None
- HS2 None
- HS3 None
- HS4 Hostile action with the Protected Area
- HS5 Control Room evacuation has been initiated and plant control cannot be established
- HS6 Other conditions existing which in the judgment of the SEM warrant declaration of Site Area Emergency

Recognition Category R – Abnormal Radiological Release / Radiological Effluent

- RS1 Offsite dose resulting from an actual or imminent release of gaseous radioactivity exceeds 100 mRem TEDE or 500 mRem thyroid CDE for the actual or projected duration of the release

Recognition Category S – System Malfunction (Hot Conditions (RCS >200°F)

- SS1a Loss of all offsite power and loss of all onsite AC power to emergency buses
- SS1b Loss of all vital DC power
- SS2 Automatic trip fails to shutdown the reactor and manual actions taken from the reactor control console are **not** successful in shutting down the reactor
- SS3 None
- SS4 Inability to monitor a significant transient in progress

TABLE 4.4
INITIATING CONDITIONS: GENERAL EMERGENCY

Recognition Category C – Cold Shutdown/Refueling System Malfunction
(Cold Conditions (RCS \leq 200°F) only))

CG1	None
CG2	Loss of Reactor Vessel inventory affecting fuel clad integrity with Containment challenged and irradiated fuel in the Reactor Vessel
CG3	None
CG4	None
CG5	None
CG6	None

Recognition Category F – Fission Product Barriers (Hot Conditions (RCS > 200°F) only))

FG1	Loss of any two barriers <u>AND</u> Loss or potential loss of third barrier
-----	---

Recognition Category H – Hazards

HG1	None
HG2	None
HG3	None
HG4	Hostile action resulting in loss of physical control of the facility
HG5	None
HG6	Other conditions existing which in the judgment of the SEM warrant declaration of General Emergency

Recognition Category R – Abnormal Radiological Release / Radiological Effluent

RG1	Offsite dose resulting from an actual or imminent release of gaseous radioactivity exceeds 1000 mRem TEDE or 5000 mRem thyroid CDE for the actual or projected duration of the release using actual meteorology
-----	---

Recognition Category S – System Malfunction (Hot Conditions (RCS >200°F)

SG1	Prolonged loss of all offsite power and prolonged loss of all onsite AC power to emergency busses
SG2	Automatic trip and all manual actions fail to shutdown the reactor and indication of an extreme challenge to the ability to cool the core exists
SG3	None
SG4	None
SG5	None
SG6	None
SG7	None

NOTE: The appropriate Protective Action Recommendations for the preceding conditions MUST BE provided to the State within 15 minutes following the declaration of a General Emergency.

4.3 State and Local Government Classification System

The Commonwealth of Virginia Radiological Emergency Response Plan (COVRERP) emergency classification system defines two levels of projected radiological doses resulting from the release of radioactive materials from a fixed nuclear facility. The company will provide projected radiological doses based on plant parameters. Provisions are in COVRERP for dose assessments within 50 miles of the station for the ingestion of radioactive material via the food pathway.

The projected radiation doses and response levels are:

Projected Radiation Dose	Radiological Response Level
Exceeds 1.0 Rem TEDE exposure or exceeds 5.0 Rem Thyroid CDE.	GENERAL EMERGENCY
0.1 Rem to 1.0 Rem TEDE exposure or 0.5 Rem to 5.0 Rem Thyroid CDE.	SITE AREA EMERGENCY

A Site Area Emergency or General Emergency can also be declared for reasons other than radiological releases.

COVRERP's and local government's protective actions are based on projected doses recommended in Table 2.1 of EPA-400-R-92-001, Manual of Protective Action Guides and Protective Actions for Nuclear Incidents.

4.4 Requirements for Written Summaries of Emergency Events

A written summary is provided to the Commonwealth of Virginia Department of Emergency Management following activation of the Surry Emergency Plan. The schedule for submitting the written summary of a Notification of Unusual Event is within 72 hours of its declaration; for any other classification, the schedule for submitting the written summary is within 8 hours of its termination. This schedule was established with the concurrence of the Commonwealth of Virginia Department of Emergency Management. (Reference Letter Serial No. 84-302 dated 5-31-84.)

SURRY POWER STATION
EMERGENCY PLAN

SECTION 5
ORGANIZATIONAL CONTROL OF EMERGENCIES

<u>Part</u>	<u>Subject</u>	<u>Page No.</u>
5.0	Organizational Control of Emergencies	5.3
5.1	Normal Station Organization	5.3
5.2	Onsite Emergency Organization	5.4
5.2.1	Station Emergency Position and Team Descriptions	5.4
5.2.1.1	Station Emergency Manager	5.5
5.2.1.2	Emergency Communicators	5.5
5.2.1.3	Emergency Procedures Coordinator	5.6
5.2.1.4	Emergency Operations Director	5.6
5.2.1.5	Emergency Maintenance Director	5.6
5.2.1.6	Emergency Technical Director	5.6
5.2.1.7	Shift Technical Advisor	5.6
5.2.1.8	Emergency Administrative Director	5.6
5.2.1.9	Radiological Assessment Director	5.7
5.2.1.10	Radiation Protection Supervisor	5.7
5.2.1.11	Operational Support Center Director (OSC Director)	5.7
5.2.1.12	OSC Support Team	5.7
5.2.1.13	Technical Support Team	5.8
5.2.1.14	Chemistry Team	5.8
5.2.1.15	Administrative Support Team	5.8
5.2.1.16	Security Team	5.8
5.2.1.17	Dose Assessment Team	5.8
5.2.1.18	Offsite Monitoring Team	5.9
5.2.1.19	Evacuation Monitoring Team	5.9
5.2.1.20	In-Plant Monitoring Team	5.9
5.2.1.21	Sample Analysis Team	5.9
5.2.1.22	Personnel Monitoring and Decontamination Team	5.9
5.2.1.23	Onsite (Out of Plant) Monitoring Team	5.9
5.2.1.24	Fire Brigade	5.9
5.2.1.25	First Aid Team	5.9

<u>Part</u>	<u>Subject</u>	<u>Page No.</u>
5.2.1.26	Damage Control Team	5.10
5.2.1.27	Search and Rescue Team	5.10
5.2.2	LEOF Emergency Positions and Team Descriptions	5.10
5.3	Augmentation of Onsite Emergency Organization	5.10
5.3.1	CERT Notification and Response	5.11
5.3.1.1	Environmental Monitoring	5.11
5.3.1.2	Logistics Support for Emergency Personnel	5.11
5.3.1.3	Technical Support for Planning and Re-entry/Recovery Operations	5.11
5.3.1.4	Interface with Governmental Authorities	5.11
5.3.1.5	Release of Information to News Media	5.11
5.3.2	Vendor and Supplemental Personnel Support	5.12
5.3.3	Local Services	5.12
5.4	Coordination with Participating Government Agencies	5.13
5.4.1	Commonwealth of Virginia Department of Emergency Management (DEM)	5.14
5.4.2	Commonwealth of Virginia Department of Health	5.14
5.4.3	Additional State Agency Support	5.14
5.4.4	Surry County	5.15
5.4.5	James City, Isle of Wight and York Counties, and the Cities of Williamsburg and Newport News	5.15
5.4.6	Counties and Cities Within the Fifty Mile Ingestion Pathway Zone	5.16
5.4.7	Federal Radiological Monitoring and Assessment Center (FRMAC) Operations Plan	5.16
Table 5.1	Minimum Shift Manning Requirements	5.17
Table 5.2	Emergency and Recovery Corporate Response Required for Nuclear Station Emergencies Alert (or Higher) Emergency Classification	5.20
Figure 5.1	Station Emergency Organization Prior to Augmentation	5.21
Figure 5.2	Station Emergency Organization Following Augmentation	5.22
Figure 5.3	Station to Support Group Interface Prior to Augmentation of the Onsite Emergency Organization	5.23
Figure 5.4	Station to Support Group Interface Following LEOF Activation	5.24
Figure 5.5.a	Surry Power Station Cities and Counties within the 50 Mile Emergency Planning Zone	5.25
Figure 5.5.b	Surry Power Station Fifty Mile Emergency Planning Zone	5.26

5.0 Organizational Control of Emergencies

An integral part of this Emergency Plan is to assure that classifications of Notification of Unusual Event, Alert, Site Area Emergency, and General Emergency are consistently made in a timely manner. All employees are instructed to contact the Shift Manager to report any emergency. This notification and information is available to the Shift Manager in the Control Room to enable a timely classification of the emergency and subsequent actions.

The Shift Manager or Unit Supervisor initially acts in the capacity of the Station Emergency Manager and takes actions as outlined in the EIPs. If required by the emergency classification, or if deemed appropriate by the Station Emergency Manager, emergency response personnel will be notified and instructed to report to their emergency response locations. The Shift Manager is relieved as Station Emergency Manager when the Site Vice President or his designated alternate reports to the station (normally to the Control Room) and is updated as to the status of the emergency. Following this relief, the Station Emergency Manager may relocate to the onsite Technical Support Center (TSC).

The Local Emergency Operations Facility (LEOF) is activated simultaneously with, but independent of, the TSC. The LEOF is staffed by station and corporate personnel, including the Recovery Manager, who directs the activities of this facility. Once the LEOF is staffed, the Recovery Manager becomes the liaison between the inplant emergency response effort headed by the Station Emergency Manager and the Corporate Emergency Response Team (CERT). Responsibilities of the Recovery Manager, once the LEOF has been activated, include communicating emergency status to the State and local governments, directing the efforts of the offsite monitoring teams, making radiological assessments, recommending offsite protective measures to the State, and arranging for the dispatch of any special assistance or services requested by the station. Specific information relating to the staffing and reporting structure of the LEOF organization is provided in the Corporate Emergency Response Plan (CERP). The Recovery Manager reports to the Corporate Response Manager who directs the activities of the CERT at the Corporate Emergency Response Center (CERC). The CERC will be activated at an Alert or higher emergency classification. The Corporate Response Manager is a senior level company executive who is responsible to the President of the Company for the total execution of the company's emergency response effort. He has the ultimate authority to commit company resources and set policy as part of managing the long term recovery effort. More detailed information on the composition of the CERT and their responsibilities is provided in the CERP.

5.1 Normal Station Organization

The Site Vice President is ultimately responsible for the operation of the Station. The minimum staff required to conduct Station operation is maintained at the station at all times. For purposes of the Emergency Plan, the onshift manning is assumed to be on back-shift because the normal Station complement of personnel is only present during regular duty hours on scheduled work days.

The basic shift (back-shift) complement of personnel is comprised of Operations, Health Physics, Chemistry, and Security personnel with coverage by Maintenance on designated shifts. In addition, technical/engineering support is available on all shifts from the Shift Technical Advisor (STA). Administrative procedures provide the details of the normal station organization including reporting relationships.

5.2 Onsite Emergency Organization

The first line of control in an emergency at Surry Power Station lies with the onshift personnel. The shift complement is staffed with personnel qualified to take the initial actions necessary to respond to an emergency. The organizational relationship of the on-shift emergency organization prior to augmentation is shown in Figure 5.1. Also, personnel assigned to the Search and Rescue Team, the First Aid Team, and the Fire Brigade may be assigned other functions until their services are required. The capabilities of the assigned onshift personnel are adequate to assess the condition of the affected unit(s) and take initial mitigative actions in accordance with emergency operating procedures including corrective actions necessary to implement procedures consistent with operations personnel training. Additionally onshift personnel make notifications to off-site authorities, and initiate a callout of supplementary emergency response personnel as required. The EPIPs are used procedurally to control these actions.

A detailed analysis of on-shift personnel assigned emergency plan implementation functions was performed under provisions of 10 CFR 50 Appendix E Part IV.A.9. This analysis determined the staff complement listed in the on-shift column of Table 5.1 can adequately perform required emergency response actions in a timely manner until augmenting ERO staff is required to arrive. This analysis considered a spectrum of events, including UFSAR Condition IV events requiring augmented ERO response, a probable aircraft threat, a design basis threat, a fire requiring Control Room evacuation and remote shutdown, a station black out, etc. This staffing analysis is incorporated by reference as a part of this emergency plan.

Should the Station Emergency Manager deem that additional emergency response personnel are needed or the emergency classification is upgraded to Alert or higher, Station Security will commence callout of supplementary emergency response personnel. Table 5.1 represents the minimum number of personnel that are required to augment emergency operations and the estimated response times of these personnel. The composition of the emergency response personnel assigned on shift and those who make up the augmentation crews are consistent with the staffing level goals promulgated by Supplement 1 to NUREG 0737. Sufficient training has been provided for the on-shift personnel to ensure that the response actions needed to bring the affected unit(s) to a stable condition in preparation for the longer term recovery will be taken.

If an emergency occurs on one of the two units, the Shift Manager or Unit Supervisor assumes the operational responsibility for the unaffected unit. This allows the other to assume the position of Station Emergency Manager until relieved. Figure 5.2 shows the station emergency organization after full augmentation.

5.2.1 Station Emergency Position and Team Descriptions

The Station Emergency Organization, when fully implemented, will consist of at least the positions discussed below. Reporting relationships are as depicted in Figure 5.2. Additional personnel may be designated by Station Management as emergency responders providing special expertise deemed beneficial, but not mandatory, to the planned response. The individuals assigned as interim, primary and alternate responders for the emergency positions will be designated by Station Management based on the technical requirements of the position. Guidance for selection of emergency responders is provided in

administrative procedures, and designated individuals will receive training for their emergency response duties.

5.2.1.1 Station Emergency Manager

The Station Emergency Manager (SEM) has the responsibility of managing and directing emergency operations during the course of the emergency. The SEM initially operates from the Control Room and then transitions to the Technical Support Center. The SEM ultimately reports to the Recovery Manager, once augmented. SEM responsibilities shall include, but not be limited to:

- 1) Classifying the emergency,
- 2) Authorizing notifications to the NRC, State and local agencies of the emergency status,
- 3) Recommending protective actions,
- 4) Authorizing emergency exposure limits,
- 5) Activating emergency personnel and facilities,
- 6) Reducing power or shutting down both reactors,
- 7) Committing company funds as necessary,
- 8) Acquiring emergency equipment or supplies,
- 9) Ordering site evacuation,
- 10) Restricting access to the site,
- 11) Notifying company management,
- 12) Implementing work schedules, and
- 13) Directing onsite emergency activities.

Items 1 through 4 above may not be delegated. Upon activation of the Local Emergency Operations Facility (LEOF), the Recovery Manager will be responsible for notifying the State and local agencies of the emergency status. In addition, the Recovery Manager will be responsible for recommending offsite protective measures to the State.

5.2.1.2 Emergency Communicators

The Emergency Communicators report to the SEM in the Control Room prior to activation of the TSC, and to the TSC after its activation. The primary duties of the Emergency Communicators are to initially notify and periodically update the Emergency Operations Centers of the communities within the 10-mile Emergency Planning Zone, the Commonwealth of Virginia Department of Emergency Management (DEM), and the NRC. Upon activation of the LEOF, the LEOF staff becomes responsible for notification of State and local governments. The minimum information to be conveyed is specified in the EPIPs.

5.2.1.3 Emergency Procedures Coordinator

The Emergency Procedures Coordinator (EPC) reports to the SEM in the TSC as part of the augmentation of the onshift emergency organization. The responsibilities of the EPC include:

- 1) Assisting the SEM in assuring all appropriate procedures and responses are initiated,
- 2) Monitoring emergency action level entry conditions,
- 3) Assisting the SEM in maintaining a working document of the controlling EPIPs and other appropriate procedures,
- 4) Assisting the SEM in obtaining all procedures generated as a results of the emergency,
- 5) Reviewing procedures for accuracy and completeness; and,
- 6) Assisting in the preparation of these documents for review by the Facility Safety Review Committee.

5.2.1.4 Emergency Operations Director

The Emergency Operations Director (EOD) reports to the SEM in the TSC as part of the augmentation of the onshift emergency organization. His duties include directing the activities of Operations personnel, advising the SEM on emergency operations, and directing the development of procedures necessary for conducting emergency operations.

5.2.1.5 Emergency Maintenance Director

The Emergency Maintenance Director (EMD) reports to the SEM in the TSC as part of the augmentation of the onshift emergency organization. The EMD is responsible for advising the SEM on emergency maintenance activities including prioritization, status and providing interface with the Operational Support Center (OSC) Director (when necessary).

5.2.1.6 Emergency Technical Director

The Emergency Technical Director (ETD) reports to the SEM in the TSC as part of the augmentation of the on-shift emergency organization. He directs the activities of the Technical Support Team.

The ETD will analyze mechanical, electrical, instrumentation and control, hydraulic, thermodynamic, and reactor physics problems, and develop solutions to the problems. He shall provide technical support to the SEM and assist in developing procedures necessary for conducting emergency operations and maintenance.

5.2.1.7 Shift Technical Advisor

The Shift Technical Advisor (STA) will remain in the Control Room to advise the Shift Supervisor or Assistant Shift Supervisor on engineering and accident assessment matters. STA coverage is provided on a 24-hour per day, 7-days per week on-shift basis to enable timely assistance in the Control Room.

5.2.1.8 Emergency Administrative Director

The Emergency Administrative Director (EAD) reports to the SEM in the TSC as part of the augmentation of the on-shift emergency organization. The EAD directs activities of the Administrative Support Team and advises the SEM on emergency first aid, fire protection, security, administrative and logistical support activities. He coordinates the acquisition of equipment, supplies, personnel, and other

assistance needed to cope with the emergency. He ensures that the TSC log keeper maintains a chronological record of key events.

5.2.1.9 Radiological Assessment Director

The Radiological Assessment Director (RAD) reports to the SEM in the Technical Support Center after relieving the interim director who was the Senior Health Physics representative onsite at the initiation of the emergency. He directs the activities of the Radiation Protection Supervisor in maintaining the Radiation Protection Program onsite during an emergency. He also directs the activities of the Dose Assessment Team and Offsite Monitoring Teams in determining offsite consequences of radiological releases until control is assumed by the Radiological Assessment Coordinator (RAC) at the LEOF.

Other duties of the RAD are to provide status of offsite releases to the SEM, to direct activities of the Chemistry Team following augmentation, to evaluate radiological conditions and recommend onsite and offsite protective actions to the SEM, to provide recommendations and Health Physics coverage for onsite corrective actions, to direct decontamination efforts, and to provide HP coverage for evacuation of onsite personnel.

5.2.1.10 Radiation Protection Supervisor

The position of Radiation Protection Supervisor (RPS) will be filled upon augmentation of the on-shift emergency organization. The RPS normally operates from the Station HP Office and reports to the RAD. The RPS directs the activities of the In Plant Monitoring Team, the Sample Analysis Team, the Personnel Monitoring and Decontamination Team, the Onsite (Out of Plant) Monitoring Team, and the Evacuation Monitoring Team. The RPS will also provide radiological support, as needed, to the Fire Brigade, First Aid Team, and the Search and Rescue Team. Additional duties include evaluating onsite radiological conditions, ensuring that appropriate monitoring and sampling are performed, checking the appropriate personnel monitoring is performed and personnel exposures are evaluated, and maintaining dose records. The RPS shall also recommend onsite protective measures to the RAD and provide him with survey results and sample analysis results needed for offsite dose assessment.

5.2.1.11 Operational Support Center Director (OSC Director)

The position of OSC Director will be filled upon augmentation of the on-shift emergency organization. The OSC Director operates from the Operational Support Center and reports to the SEM, normally through the EMD. The duties and responsibilities of the OSC Director include planning, scheduling, and material requisitioning in support of damage control tasks. The OSC Director is also responsible for accountability, dispatch and control of the Fire Brigade, First Aid Team, Search and Rescue Team (until these teams are activated, at which time control may shift to the TSC), and the pool of personnel who compose damage control teams, including mechanics, electricians, instrument technicians and standby operations personnel.

5.2.1.12 OSC Support Team

The OSC Support Team operates out of the OSC under the direction of the OSC Director after augmentation of the on-shift emergency organization. The OSC Support Team plans required maintenance evolutions, develops emergency maintenance procedures, arranges for material acquisition, coordinates the

efforts of the Damage Control Teams (if activated) and provides logistical and communications support, as necessary.

5.2.1.13 Technical Support Team

The Technical Support Team operates out of the TSC under the direction of the ETD after augmentation of the on-shift emergency organization. The Team members include a Reactor Engineer, a Mechanical Engineer, an Electrical Engineer and Operational Advisor. The on duty Shift Technical Advisor has the required training to provide technical support until the Team is fully staffed.

The Team shall assist the ETD in analyzing electrical, mechanical, instrumentation and control, reactor physics, hydraulic and thermodynamic problems and in developing solutions to the problems. The Team shall also assist in developing procedures necessary to deal with the emergency condition.

5.2.1.14 Chemistry Team

The Chemistry Team, after augmentation, reports to the RAD and operates from the designated Chemistry Team staging area. The Chemistry Team will conduct liquid and gaseous sampling, and sample analysis, as directed.

5.2.1.15 Administrative Support Team

The Administrative Support Team will assist the EAD on emergency fire protection, security, administrative and logistical support activities. The Team will also provide clerical and records support.

If the emergency is Security related, the Administrative Support Team Leader may report directly to the SEM. In a fire or first aid emergency, the Safety/Loss Prevention representative may report directly to the SEM.

5.2.1.16 Security Team

The Security Team reports to the EAD. This Team will maintain personnel accountability, control search activities for unaccounted for personnel, provide site access control, and provide station security. The Team will also maintain liaison and communications with local law enforcement agencies in accordance with procedural guidelines or when directed to do so by the SEM.

5.2.1.17 Dose Assessment Team

This Team will operate under the direction of the RAD. The Dose Assessment Team maintains contact with and transmits instructions to Offsite Monitoring Teams, performs offsite dose assessment calculations, and provides the RAD with offsite release calculations and dose projections. The Team will also assign an individual to transmit Health Physics and environmental information to the NRC using the Health Physics Network (HPN) phone.

Once the LEOF is activated, the Dose Assessment Team Leader will report results of offsite releases and dose projections to date to the RAC in the LEOF. The Dose Assessment Team Leader will also inform the RAC of the locations of Offsite Monitoring Teams and of the current data received from these Teams.

Control of Offsite Monitoring Teams and responsibility for making HPN notifications will transfer to the LEOF. The Dose Assessment Team will then provide support to the RAD regarding onsite response and interface with the LEOF.

5.2.1.18 Offsite Monitoring Teams

These Teams will report to the Dose Assessment Team in the TSC or the LEOF, once activated. These Teams will provide offsite monitoring and sample collection as directed by the Dose Assessment Team.

5.2.1.19 Evacuation Monitoring Team

This Team is under the direction of the RPS and is activated at the Remote Assembly Area only if a site evacuation is ordered.

The duties of this Team include monitoring station personnel at the Remote Assembly Area following a site evacuation, collecting evacuated personnel dosimetry, and decontaminating personnel as necessary.

5.2.1.20 In-Plant Monitoring Team

The In-Plant Monitoring Team reports to the RPS in the Station HP Office. This Team will perform monitoring and sample collection inside the protected area. The team will also provide monitoring services to the Search and Rescue Team, the Damage Control Team, the Fire Brigade, and the First Aid Team, if required.

5.2.1.21 Sample Analysis Team

The Sample Analysis Team reports to the RPS in the Station HP Office. The team shall analyze samples collected offsite as well as post accident liquid and gaseous samples.

5.2.1.22 Personnel Monitoring and Decontamination Team

This Team reports to the RPS in the Station HP Office. The Team will monitor personnel, decontaminate personnel and provide monitoring services to the Search and Rescue Team, the Damage Control Team, the Fire Brigade, and the First Aid Team, if required.

5.2.1.23 Onsite (Out of Plant) Monitoring Team

This Team reports to the RPS and operates out of the Station HP Office. The team will perform monitoring and sample collection within the owner controlled area but outside the protected area.

5.2.1.24 Fire Brigade

The Fire Brigade members arriving at the Station to augment the on-shift Fire Brigade will report to the OSC Director in the OSC and remain there until their services are needed. Upon activation, the Team will report to the Administrative Support Team Safety/Loss Prevention Representative, the SEM, or the responsible Emergency Director as needed.

The Fire Brigade will combat fires in accordance with the Station Fire Protection Program. The on-shift Fire Brigade members with other duties will not report to the OSC, but will remain in their normal duties unless called out to combat a fire.

5.2.1.25 First Aid Team

The First Aid Team members reporting to the Station to augment the on-shift First Aid Team will report to the OSC Director in the Operational Support Center until their services are needed. Upon activation, the Team will report to the Administrative Support Team Safety/Loss Prevention representative, the SEM or a designated Emergency Director as needed.

The Team will respond to first aid emergencies in accordance with the Station Administrative Procedures and in accordance with standard first aid practices.

The on-shift First Aid Team members with other duties will not report to the OSC, but will remain in their normal duties unless activated to respond to a first aid emergency.

5.2.1.26 Damage Control Team

The Damage Control Team reports to the OSC Director. When support is required, designated personnel may report to the EMD or the responsible emergency director.

The Damage Control Team is a pool of mechanics, electricians, instrument technicians and operators from which Damage Control Task Teams are formed to conduct emergency assessment and repairs. Damage Control supervisors may be designated to assist in the selection of personnel for Damage Control Task Teams and monitoring of emergency maintenance activities.

5.2.1.27 Search and Rescue Team

This Team will report to the OSC Director in the OSC until circumstances require their function to be performed. Upon activation, the Team will report to the SEM, the Administrative Support Team Safety/Loss Prevention representative, or the designated Emergency Director as needed.

The Search and Rescue Team will search for and rescue personnel following an explosion, a fire, or any other hazardous event.

5.2.2 LEOF Emergency Position and Team Descriptions

The LEOF Emergency Organization, when fully implemented, will consist of the positions and teams as described in the Corporate Emergency Response Plan. Guidance for selection of emergency responders is provided in administrative procedures.

5.3 Augmentation of Onsite Emergency Organization

The SEM has the authority to request assistance from any organization which he deems necessary to mitigate the conditions causing the emergency. In addition, the SEM may request offsite assistance in fire fighting, rescue services, law enforcement, and medical support prior to augmentation of the onsite emergency organization (see Figure 5.3).

The participating agencies and support services with whom emergency support services have been negotiated are listed, by letters of agreement, in Appendix 10.1 of this Plan.

If conditions at the Station require an Alert or higher classification, the CERC, LEOF, TSC and OSC shall be activated. The facility activation goal for the LEOF is approximately 90 minutes, while the activation goal for the TSC and the OSC is approximately 60 minutes. The SEM would normally forward information or request additional support through the Recovery Manager located in the LEOF (See Figure 5.4). Upon completion of the notification, the Recovery Manager would notify the Corporate Response Manager and provide recommendations concerning additional manpower, equipment, services, and the overall participation of the Corporate Emergency Response Team (CERT). Additional resources shall be obtained through personnel assigned to the CERT. Those additional personnel directed to report to the site during the emergency shall report to either the SEM or Recovery Manager for assignment, as appropriate.

The Corporate Response Manager has the ultimate responsibility for directing the corporate emergency response. Corporate support would be coordinated between the SEM and the Recovery Manager at the LEOF. The Recovery Manager and his staff will serve as control point of contact between the Station, corporate emergency response in Richmond, and governmental authorities. In the event that the LEOF becomes uninhabitable, the functions of the LEOF will be transferred to the Central Emergency Operations Facility (CEOF) located in Glen Allen, Virginia.

5.3.1 CERT Notification and Response

The EIPs provide for notification of Corporate Security to activate the Corporate Emergency Response Team (CERT) in the event of an Alert, Site Area Emergency or General Emergency. This will also activate the Corporate Emergency Response Plan as the team members report to the Corporate Emergency Response Center (CERC) in Glen Allen, Virginia. Upon activation of the LEOF, the Recovery Manager will become the liaison between the Station and the CERC. He will provide recommendations concerning the corporate response based on the emergency classification. The Corporate Emergency Response Plan establishes the necessary guidelines for both the CERC and the LEOF to assist the station staff in managing the emergency. These include the following functions which may be necessary for emergency mitigation and recovery:

5.3.1.1 Environmental Monitoring

Provisions for obtaining additional environmental monitoring personnel shall be the responsibility of the CERT.

5.3.1.2 Logistics Support for Emergency Personnel

CERT Administrative Services will be responsible for all administration and logistics including accommodations, corporate communications, purchasing, finance, commissary, sanitary, transportation, and security services.

5.3.1.3 Technical Support for Planning and Re-entry/Recovery Operations

Technical support for recovery and subsequent re-entry would be directed by the Recovery Manager. Trained technical personnel are available in the areas of nuclear fuel management, water quality, air quality, Engineering, Health Physics, and Chemistry. Additional technical support would be obtained from North Anna Power Station, A/E, and NSSS vendor. Consulting services would be obtained as necessary.

5.3.1.4 Interface with Governmental Authorities

CERT management is responsible for contacting governmental agencies when coordinating mobilization of resources or requesting additional support. The LEOF, once activated, serves as principal point of interaction between the Station and governmental authorities once they are mobilized.

5.3.1.5 Release of Information to News Media

News releases shall be coordinated with the External Affairs Department or Public Affairs representative in the Joint Information Center. The Chief Technical Spokesperson is responsible for meeting with the news media. Releases will be coordinated with the appropriate governmental authorities. Briefings can be conducted at the Joint Information Center in the Corporate offices and, when activated, at

the Local Media Center in the Surry Nuclear Information Center (SNIC). The process for preparing, reviewing and distributing information to the public during emergencies is detailed in the CERP.

5.3.2 Vendor and Supplemental Personnel Support

Support will be obtained from Stone & Webster (the A/E) and Westinghouse (the NSSS vendor) as needed for emergency and recovery operations. Experienced personnel with in-depth expertise in station design, engineering and construction will be obtained to aid in solving critical technical problems.

This support is normally solicited by the Corporate Response Manager or his representative. In the event of an emergency, Westinghouse will be informed of the plant status. In addition, the Institute of Nuclear Power Operations can be contacted to provide sources of additional support, if necessary.

In addition, radiological count laboratory resources are available through the Commonwealth to respond to an emergency at the station. These resources include those facilities listed below. Estimated travel times to the station are provided parenthetically:

- 1) University of Virginia, Charlottesville, VA (3 hours)
- 2) Virginia Commonwealth Laboratories, Richmond, VA (75 minutes)
- 3) Virginia Commonwealth University Medical Center, Richmond, VA (75 minutes)
- 4) Newport News Shipbuilding & Drydock, Newport News, VA (45 minutes)
- 5) Norfolk Naval Shipyard, Norfolk, VA (60 minutes)
- 6) Virginia Department of Health Radiological Health Program Mobile Laboratory (75 minutes)
- 7) College of William and Mary, Williamsburg, VA (75 minutes)

If required at the time of the event, additional resources can be obtained through purchase agreements with private institutions. These agreements would not be prepared in advance, but would be negotiated on an as needed basis.

5.3.3 Local Services Support

Agreements have been arranged to provide fire fighting, rescue squad, medical and hospital services. Procedures for obtaining offsite services are provided in Abnormal Procedures and EIPs. Responding rescue squads are trained in the handling, treatment, and transportation of injured personnel.

The Virginia Commonwealth University Medical Center (VCUMC), has developed an emergency plan designed to provide medical care in the case of a radiation emergency. The MCVH/VCU Radiation Emergency Plan supports the company's nuclear power stations in the case of occupational and/or major accidents, including contaminated personnel. In the event of a need for their support, a call ahead to VCUMC will be made to alert them to activate their emergency plan. A copy of the MCVH/VCU Radiation Emergency Plan is maintained on file by the Nuclear Emergency Preparedness department.

Letters of Agreement in support of the Surry Emergency Plan will be renegotiated once every 2 years. These agreements and any new agreements will be included in Appendix 10.1 upon the next plan revision. Negotiation responsibility lies with the Director Nuclear Emergency Preparedness. Letters of Agreement are limited to Federal, State, local and volunteer organizations.

5.4 Coordination with Participating Government Agencies

The State organization for response to radiological emergencies is based on normal governmental structures and channels of communication. The Governor, in his role as Director of Emergency Management, directs the response through the State Coordinator of Emergency Management. The State Coordinator of Emergency Management coordinates the overall response and the Department of Health provides technical advice and assistance on radiological accident assessment, protective action, radiological control, and radiological monitoring.

Responsibility for radiological emergency response rests primarily with the elected officials of local governments. As time is a major factor in realizing the benefits of protective action in the event of a radiological emergency, certain of these actions are predetermined and agreed upon by the local governing body and are implemented without delay upon notification of a radiological emergency. An instaphone (dedicated hot-loop system), continuously monitored by the Operations shift in the Control Room, with extensions available in the TSC and LEOF, is used for normal transmission of emergency notifications to these authorities (See Section 7.2.2.5). Procedures for authentication of an emergency via the use of restricted, unpublished call-back telephone numbers are maintained in State and local Radiological Emergency Response Plans should verification be desired. When this notification is received, the Commonwealth of Virginia Radiological Emergency Response Plan is also implemented and the State Department of Health initiates action to assess and evaluate the radiological situation in order to provide guidance and assistance to local governments. After the initial immediate action, subsequent protective actions are made based on the results of the State evaluation of the radiological situation and the company's recommendations. State and Federal agencies provide assistance, as required. Response operations at the State level are coordinated by the Department of Emergency Management.

The State will also provide police support in the event of the activation of this plan. In the event of an emergency, the dispatcher at the State Police Headquarters in Richmond, Virginia may be called. First response would be from police units normally based in the local areas. These would soon be supplemented by additional units dispatched from other parts of the state. The State Police would provide traffic control and additional security.

The local Sheriff's departments of Surry and Isle of Wight counties also respond to this plan. They perform essentially the same functions as the State Police and coordinate their efforts with that organization.

The Company also maintains liaison and agreement with local Fire Departments and Rescue Squads that will provide assistance, if requested, by the SEM.

In the event of an emergency, the Station will be in communication with the Directors of Emergency Services in the local communities who have the capability of activating their Emergency Operations Centers.

The Station relies upon Surry and Isle of Wight Counties to provide assistance in the event an evacuation from the site requires a remote assembly point or any services the counties are capable of providing to mitigate any results of the emergency.

The Station will also maintain close contact with NRC Headquarters and the Region II Offices in Atlanta. This is an important function to ensure that accurate information and assessment of the emergency

are available to the Federal Government. As a results of these communications the NRC can best appraise their response to the emergency. In a like manner, the U.S. Department of Energy, Oak Ridge Operations, will provide radiological assistance to the Station in the event of an emergency. The Station will provide the necessary assembly point and information of the emergency. This agency will coordinate all its efforts with the participating Federal, State and local agencies responding to the emergency.

The Station has the responsibility to provide to supporting agencies involved in the recovery of the facility or participating in controlling the emergency the necessary information to permit them to use their resources. In the case of the local communities the Company provides communication, and when needed, training. This training takes the form of participation in drills and exercises by the county and radiological training for members of local volunteer rescue squads and fire departments. Local Police are trained by State agencies. The Company will also arrange drills and exercises on a routine basis to ensure the plan is workable and to gain experience in its implementation. The total effort of all parties involved shall be directed toward minimizing the results of an emergency and working toward the recovery of the facility with the least impact on the population at large.

5.4.1 Commonwealth of Virginia Department of Emergency Management (DEM)

The State Coordinator of Emergency Management coordinates the overall response operations at the State level and performs specific duties as defined in the COVERP.

The State Emergency Operations Center (EOC) is located in Richmond, Virginia. There are local EOCs in each of the local communities. Additionally, the DEM will send appropriate liaison personnel to the LEOF upon activation.

5.4.2 Commonwealth of Virginia Department of Health

Department of Health personnel, in coordination with the DEM, provide technical advice and assistance on radiological accident assessment, protective actions, radiological exposure control, and radiological monitoring. (Reference COVERP for more specific information). Upon either an Alert or higher classification, the Department of Emergency Management will notify the Virginia State Department of Health (Radiological Health Program). The Department of Health will implement its response procedures. The local county health department is the primary health response agency, with the State Department of Health providing assistance to them, as required, with emphasis on the special requirements for those individuals who are contaminated with radioactivity. Accident assessment personnel, as part of the Radiological Emergency Response Team (RERT), will operate from the State EOC.

5.4.3 Additional State Agency Support

Additional State organizations having possible responsibilities in a radiological emergency are listed in COVERP, Annex I-V to Volume II, Appendix 2, Organization. Requests for support services from these organizations will be coordinated through DEM by the SEM or the Recovery Manager.

5.4.4 Surry County

The authority and responsibilities of Surry County presented in the Surry County Radiological Emergency Response Plan (RERP) applies to radiological emergencies within the county caused by events at the Surry Power Station. The plan:

- a. Assigns responsibilities to county offices and organizations in radiological emergency response and preparedness.
- b. Sets forth procedures for disseminating warning of radiological emergencies to the citizens of the county.
- c. Specifies response actions for specific emergency classifications.
- d. Delineates the policies and concepts under which the county government will operate in radiological emergency response.

Upon notification from the SEM, the County Sheriff's Office will notify the County Coordinator of Emergency Services, or their representative, who shall:

- a. Check the notification from Surry Power Station
- b. Initiate the key county official's alert system
- c. Initiate public warning procedures, as ordered by appropriate State authority
- d. Commence evacuation of people from the affected area when directed by the appropriate State authority.

The County Coordinator of Emergency Services or their representative will activate and ensure that the EOC is manned 24 hours per day.

Once initial notifications are complete, the SEM or Recovery Manager provides periodic status reports to the County Coordinator of Emergency Services. These reports include any changes in status or emergency classification. The County Sheriff's Office will serve as the local point for communications prior to the establishment of the County EOC.

The County Office of Emergency Services with its EOC is located in the Surry County Government Center. The Surry County Radiological Emergency Response Functional Organization is shown in the Surry County RERP.

5.4.5 James City, Isle of Wight and York Counties, and the Cities of Williamsburg and Newport News

The authority and responsibilities of the above counties and cities during a radiological emergency are presented in their respective RERP. The RERPs apply to the radiological emergencies within these locations caused by events at the Surry Power Station. The James City/Williamsburg, Isle of Wight, York and Newport News RERPs are similar to the Surry RERP (as described in Section 5.4.4 above) except for information that is specific to Surry County.

In the event of an emergency of any classification, the SEM will notify all local jurisdictions (Surry County, York County, James City County, Isle of Wight County, Williamsburg City, and Newport News City) and the DEM by using the Insta-phone loop. If the Insta-phone is out of service, commercial telephone lines will be used to make the notifications. The above localities have a system to call back to the power station and check the message.

5.4.6 Counties and Cities Within the Fifty Mile Ingestion Pathway Zone

The local communities directly involved in the emergency plan are Surry, Isle of Wight, James City, Williamsburg, York and Newport News. They have emergency response functions as previously stated in this section.

The communities within the fifty mile EPZ are listed in Figure 5.5a and depicted in Figure 5.5b. In the event of an emergency, notification of and interaction with these entities is a function of the DEM.

5.4.7 Federal Radiological Monitoring and Assessment Center (FRMAC) Operations Plan

The FRMAC Operations Plan provides for the coordinated management of Federal technical response activities related to a radiological emergency. Its primary goals include:

- Assisting the State and the Federal Coordinating Agency with personnel, equipment, and technical resources, as needed;
- Collecting offsite environmental radiological data; and,
- Providing the data and related assessments to involved State agencies and to the Federal Coordinating Agency.

The Department of Energy (DOE), because of its history and capabilities in radiological monitoring and assessment, was assigned the responsibility to prepare for, establish, and manage the FRMAC. The FRMAC may be activated when a major radiological emergency exists, and the Federal government will respond when a State, other governmental entity with jurisdiction, or a regulated entity requests federal support.

The SEM, Recovery Manager or Corporate Response Manager may request FRMAC assistance directly or through the NRC (Federal Coordinating Agency). The Company will provide designated facilities for the NRC (Federal Coordinating Agency) in the LEOF. There are three commercial air terminals in close proximity (i.e., within 75 minutes driving time) to Surry Power Station: Newport News/Williamsburg International Airport in Newport News, Virginia; Richmond International Airport (RIC) in Richmond, Virginia; and Norfolk International Airport in Norfolk, Virginia. It is estimated that a FRMAC Advance Party could be expected at the site within 6 to 14 hours following the order to deploy.

Further information concerning objectives and organization is provided in the FRMAC Operations Plan (See Appendix 10.3).

MINIMUM SHIFT MANNING REQUIREMENTS
TABLE 5.1

<u>Major Functional Area</u>	<u>Major Tasks</u>	<u>Position Title</u>	<u>On Shift</u>	<u>Additional Within Approx.</u>	
				<u>45 Min.</u>	<u>60 Min.</u>
Plant Operations and Assessment of Operational Aspects	Plant Operations	Shift Manager/Unit Supervisor (SRO)	3	--	--
		Control Room Operator (RO)	4	--	--
		Control Room Operator (AO)	7	--	--
Emergency Direction and Control	Direction and Control of onsite Emergency Activities	Station Emergency Manager	1 ^a	--	1
Notification/Communication	Notify station, local, State, and Federal personnel and maintain communication	Emergency Communicator	2 ^b	--	2
Radiological Accident Assessment and Support of Operational Accident Assessment	Local Emergency Operations Facility (LEOF)	Recovery Manager		(Refer to Table 5.2)	
	Radiological Dose Assessment	Radiological Assessment Director	1 ^c	--	1
	LEOF Offsite Dose Assessment	Radiological Assessment Coordinator		(Refer to Table 5.2)	
	Offsite Surveys	Offsite Monitoring Team Leader	—	—	2
		Offsite Monitoring Team Member	--	--	2
	Onsite (out of plant) Surveys	Onsite Monitoring Team Leader	--	--	1
		Onsite Monitoring Team Member	--	--	1
	Inplant Surveys/ Radiochemistry	Inplant Monitoring Team Leader	1	--	1
		Inplant Monitoring Team Member	--	--	1

<u>Major Functional Area</u>	<u>Major Tasks</u>	<u>Position Title</u>	<u>On Shift</u>	<u>45 Min.</u>	<u>60 Min.</u>
Radiological Accident Assessment and Support of Operational Accident Assessment [Continued]	Chemistry	Chemistry Team Leader	--	--	1
		Chemistry Team Member	1	--	1
Plant System Engineering, Repair and Corrective Action	Technical Support	Shift Technical Advisor (STA)	1 ^d	--	--
		Operational – Technical Support Team Member (Operational Advisor)	--	--	1 ^e
		Core - Technical Support Team Member	--	--	1 ^f
		Electrical – Technical Support Team Member	--	--	1
		Mechanical – Technical Support Team Member	--	--	1
	Repair and Corrective Action	Mechanical Maintenance - Damage Control Team Member	1 ^g	1	1
		Electrical Maintenance - Damage Control Team Member	1 ^g	--	2
		Instrument and Control - Damage Control Team Member	--	--	2
Protective Actions	Radiation Protection: a. Access Control b. HP Coverage for repair, corrective actions, search and rescue, first aid, and firefighting. c. Personnel monitoring d. Dosimetry	Personnel Monitoring Team Leader	--	--	2
		Personnel Monitoring Team Member	1 ^h	--	2

Additional
Within Approx.

<u>Major Functional Area</u>	<u>Major Tasks</u>	<u>Position Title</u>	<u>On Shift</u>	<u>45 Min.</u>	<u>60 Min.</u>
Firefighting and Rescue Operations	Firefighting	Fire Brigade Members (Operations)	2 ⁱ	local support	
		Fire Brigade Members (Security)	3 ⁱ		
First Aid and Rescue Operations	First Aid and Rescue	First Aid Team Members	2 ^j	local support	
Site Access Control and Personnel Accountability	Security and Personnel Accountability	Security Personnel		(Proprietary)	
			<u>22</u>	<u>1</u>	<u>27</u>

NOTES:

- a This coverage is provided by the Shift Manager until relieved.
- b Communicator taken from the complement of reactor operators/auxiliary operators on shift.
- c This coverage is provided by the Senior RP representative on site until relieved.
- d Station Technical Specifications allowances for reduced staffing with both units in cold shutdown condition apply.
- e The candidates for this position are limited to qualified STAs, SROs, former STAs, or former SROs.
- f The on-duty Shift Technical Advisor performs the responsibilities of this position prior to augmentation.
- g Mechanical and electrical maintenance personnel are normally onsite on a 16 hour per day, 7 day per week basis. This coverage may be provided by personnel who are assigned to other functions during the period that mechanical and electrical maintenance personnel are not onsite.
- h This personnel monitoring team member is qualified to provide RP job coverage duties.
- i The Fire Brigade consists of auxiliary operators on shift and other qualified personnel.
- j This coverage is provided by personnel who may be assigned other functions (not counted in total).

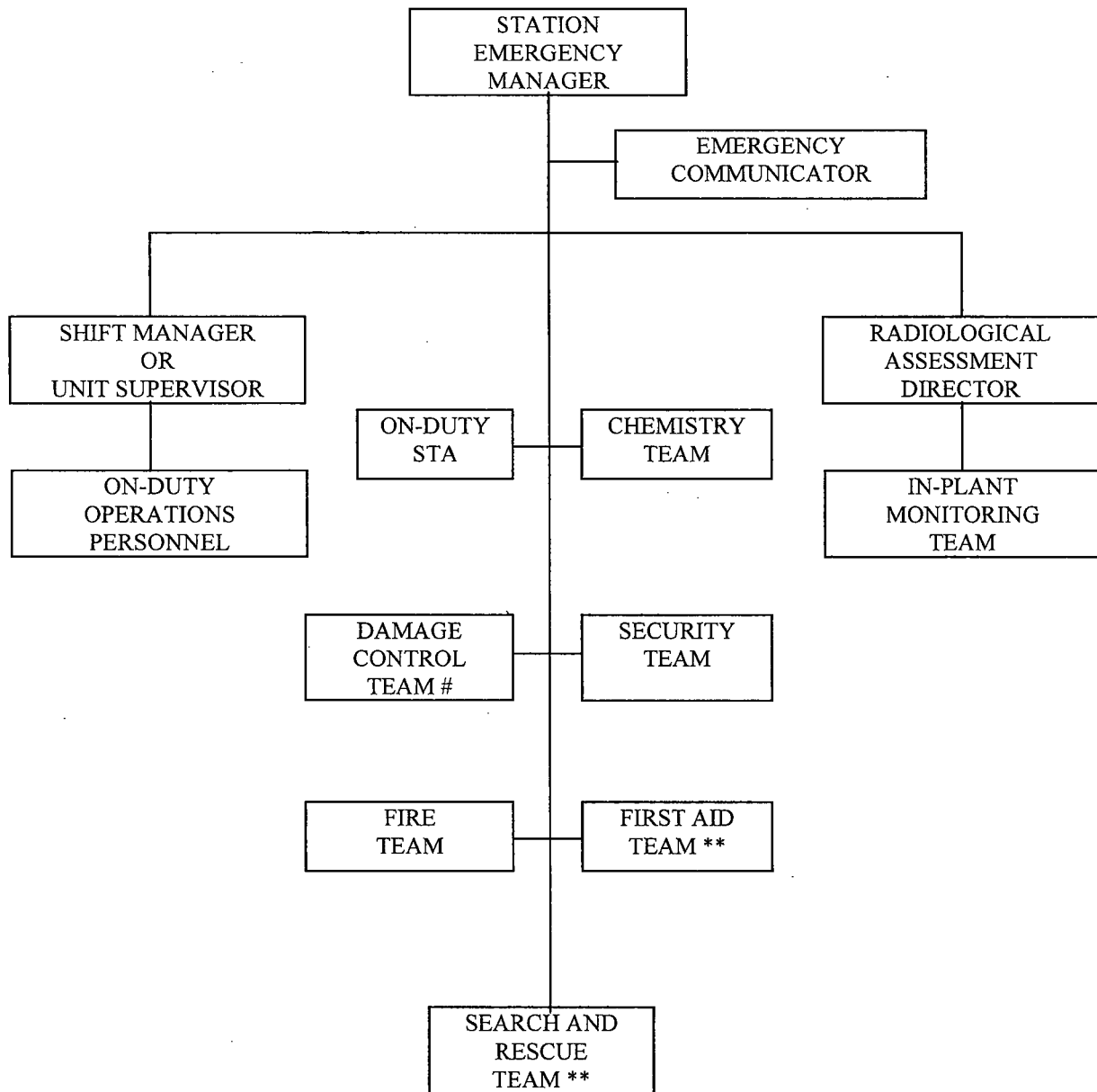
EMERGENCY AND RECOVERY CORPORATE RESPONSE REQUIRED
FOR NUCLEAR STATION EMERGENCIES
ALERT (OR HIGHER) EMERGENCY CLASSIFICATION

TABLE 5.2

<u>Major Functional Area</u> <u>(Emergency Position Title)</u>	<u>Major Task</u>	<u>Available in:</u>
Management of Local Emergency Operations Facility (Recovery Manager)	To coordinate the Company's response to emergency with Federal, State and local authorities	1½ hrs.
Health Physics & Chemistry (Radiological Assessment Coordinator)	Report to Recovery Manager to conduct radiological assessment	1½ hrs.
Technical Support (Technical Support Manager)	Reports to the Corporate Response Manager to provide technical and evaluation support.	1½ hrs.
Plan/Design/Construction (Plan/Design/Construction Manager)	Reports to the Corporate Response Manager to provide engineering, technical and vendor support in areas dealing with construction or design changes.	1½ hrs.
News Center Interface (Chief Technical Spokesperson)	Reports to the Corporate Response Manager to become the Company Spokesperson for statements to the news media.	1½ hrs.

STATION EMERGENCY ORGANIZATION PRIOR TO AUGMENTATION*

FIGURE 5.1



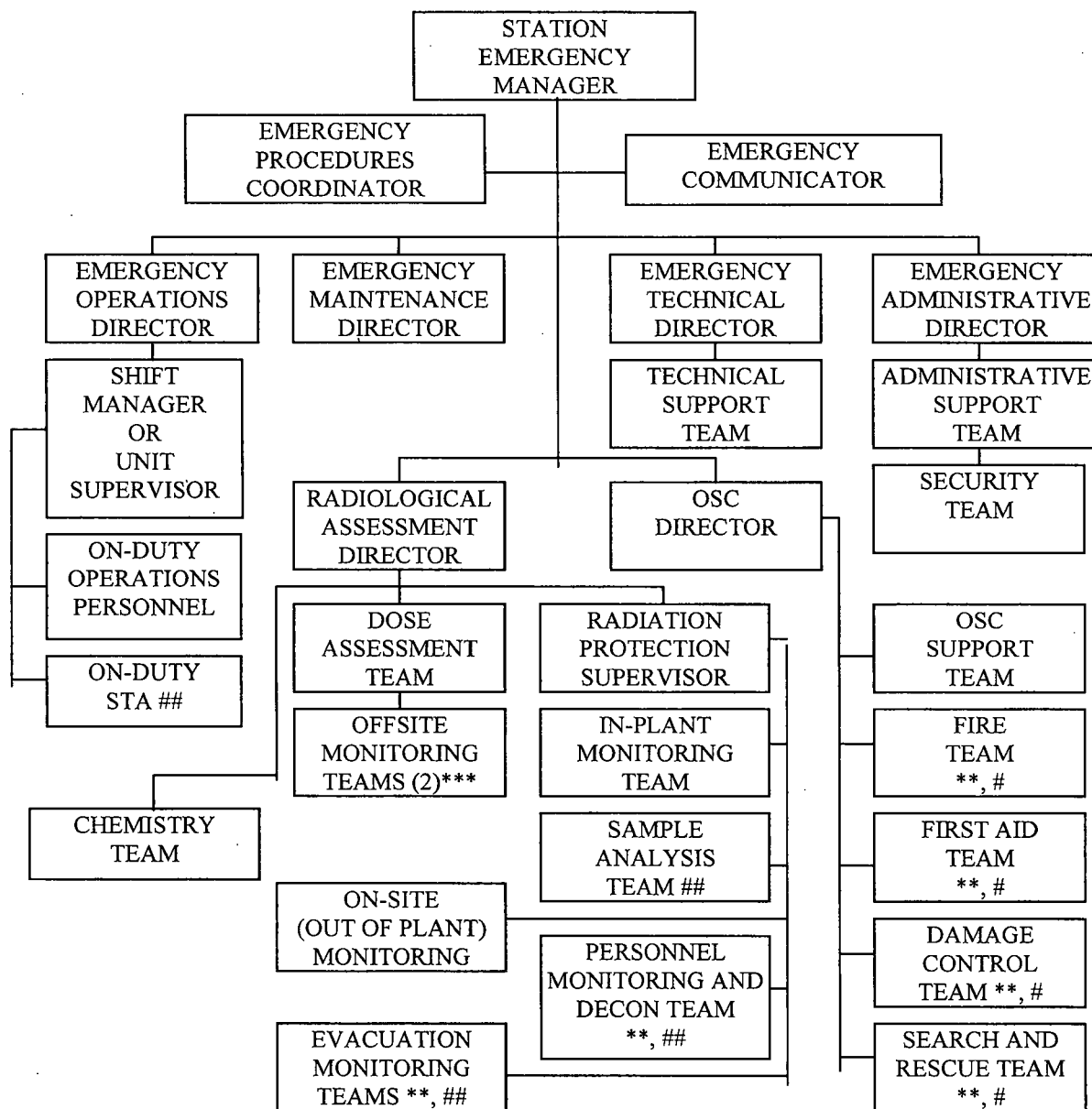
* Augmented for Alert, Site Area Emergency and General Emergency.

** This coverage is provided by personnel who may be assigned other functions.

This coverage may not be provided on a full time basis.

STATION EMERGENCY ORGANIZATION FOLLOWING AUGMENTATION*

FIGURE 5.2



* Augmented for Alert, Site Area Emergency and General Emergency.

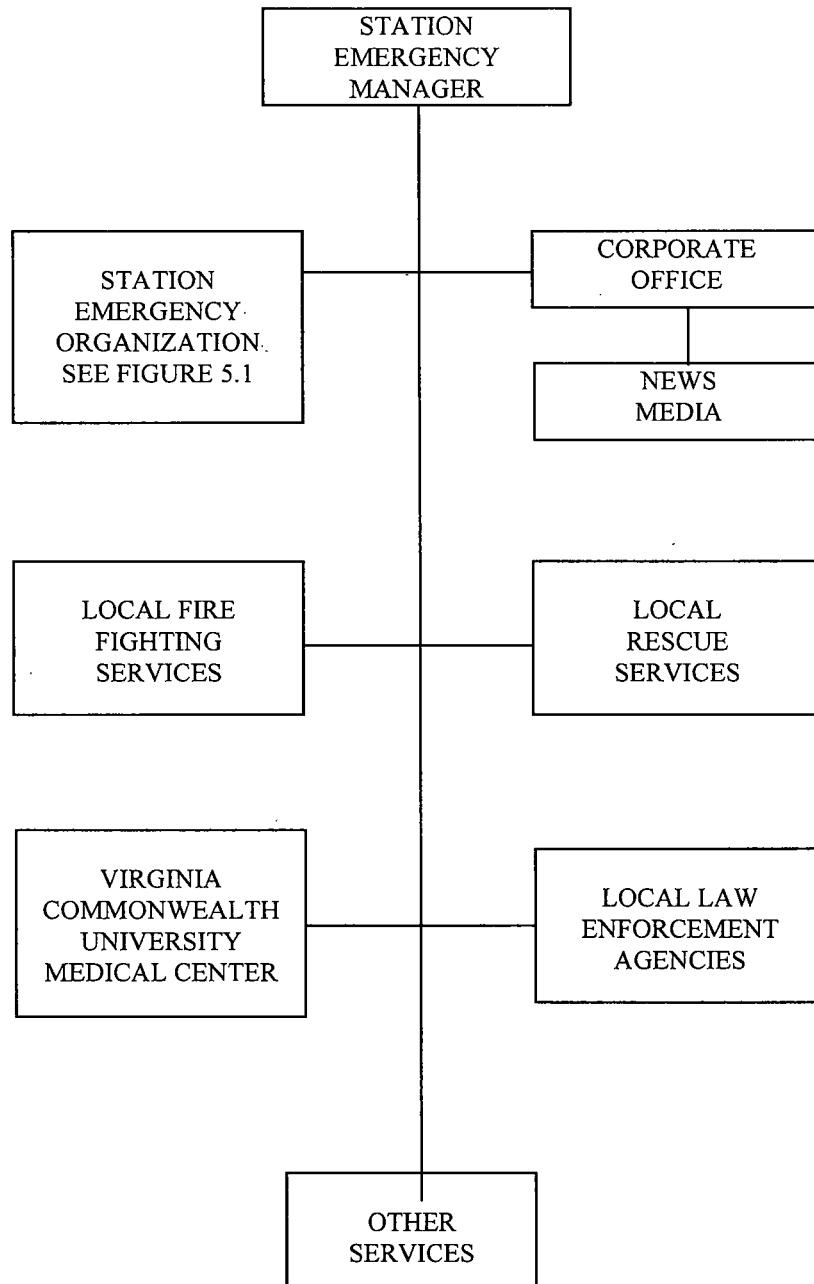
** This team will be activated only if circumstances require this function to be performed.

*** Transferred to LEOF when facility activated.

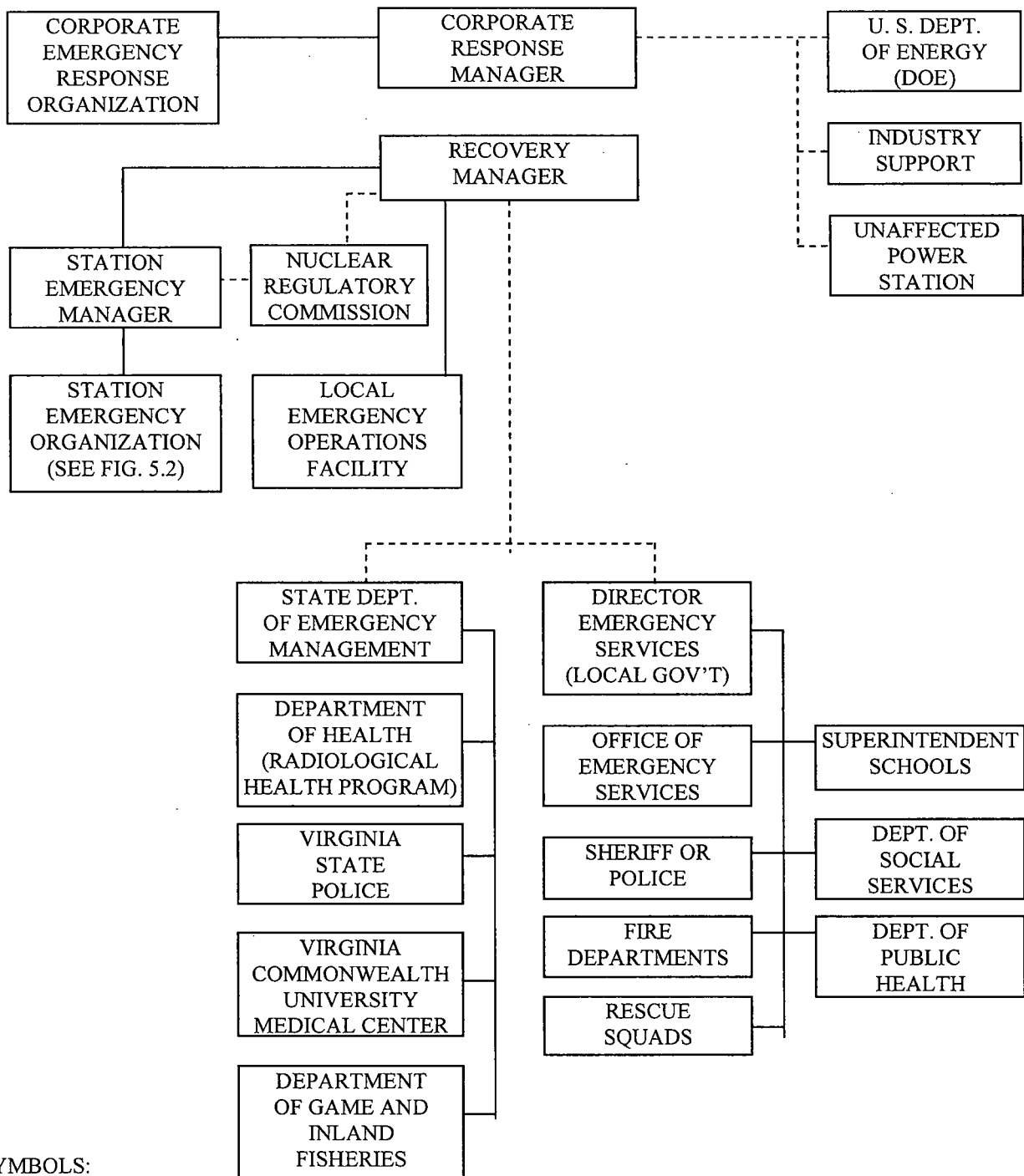
Normal reporting structure is shown. If the team is activated, control of the team will transfer to the SEM or appropriate Emergency Director.

These teams may consist of only one individual.

STATION TO SUPPORT GROUP INTERFACE
PRIOR TO AUGMENTATION OF THE ONSITE EMERGENCY ORGANIZATION
FIGURE 5.3



STATION TO SUPPORT GROUP INTERFACE
FOLLOWING LEOF ACTIVATION
FIGURE 5.4



SYMBOLS:

MANAGEMENT CONTROL

COORDINATED ASSISTANCE

SURRY POWER STATION
CITIES AND COUNTIES WITHIN THE 50 MILE EMERGENCY PLANNING ZONE*
FIGURE 5.5.a

VIRGINIA COUNTIES

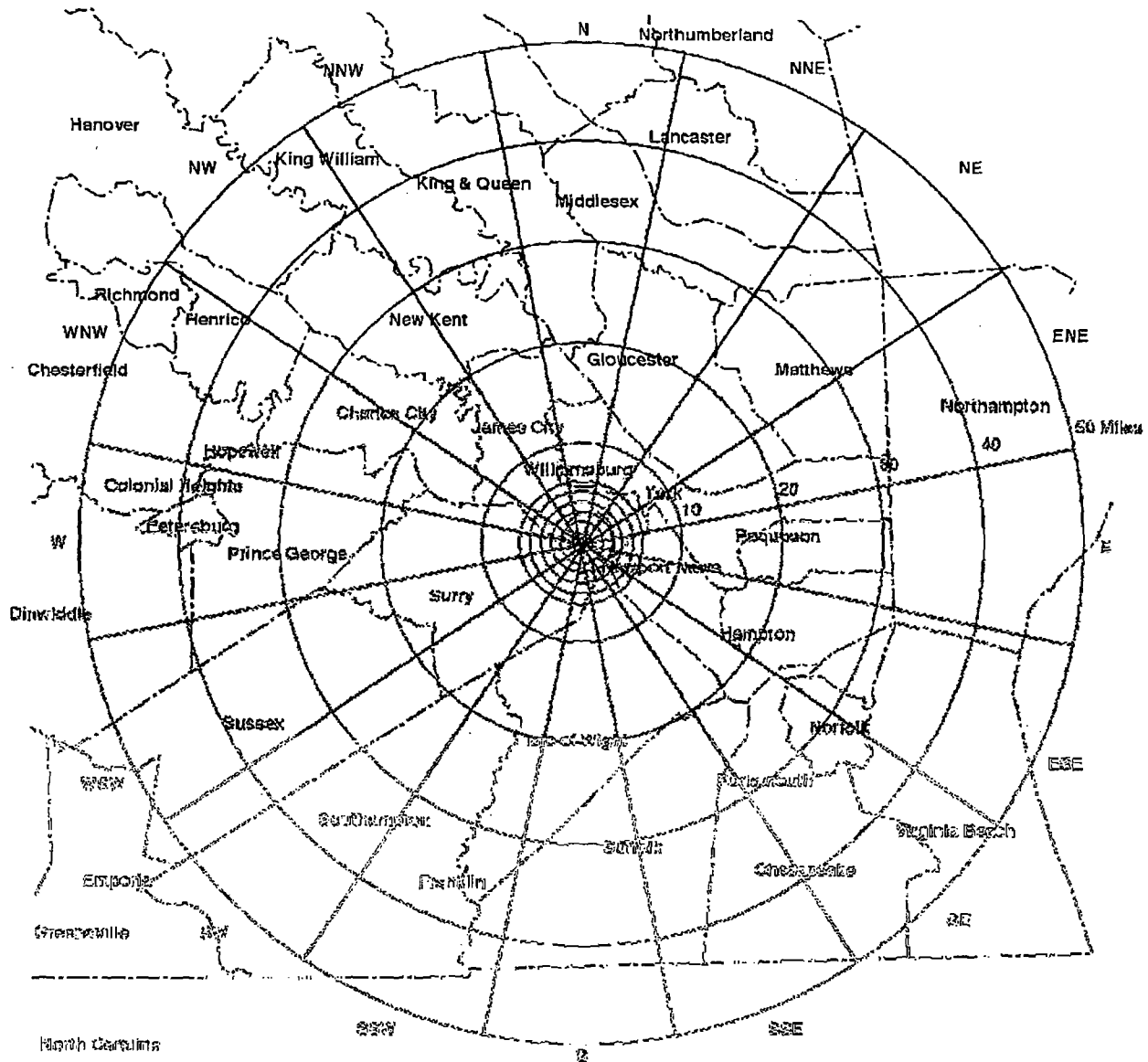
1. Surry
2. Isle of Wight
3. Southhampton
4. James City
5. York
6. Charles City
- **7. Henrico
- **8. Chesterfield
9. Northhampton
10. Northumberland
11. Lancaster
12. Richmond
- **13. Essex
14. Middlesex
15. Mathews
16. Gloucester
- **17. King & Queen
- **18. King William
- **19. Hanover
20. New Kent
21. Prince George
22. Dinwiddie
23. Sussex

VIRGINIA CITIES

24. Suffolk
25. Williamsburg
26. Chesapeake
27. Newport News
28. Hampton
29. Portsmouth
30. Norfolk
- **31. Richmond
32. Virginia Beach
33. Colonial Heights
34. Hopewell
35. Petersburg
36. Franklin
37. Poquoson

- * That portion of the State of North Carolina lying within the 50 Mile Zone has been excluded (reference NRC letter, January 13, 1981, Serial Number 39).
- ** Within 50 miles of North Anna Power Station and Surry Power Station. Reference Figure 5.5b.

SURRY POWER STATION
FIFTY MILE EMERGENCY PLANNING ZONE
FIGURE 5.5.b



SURRY POWER STATION
EMERGENCY PLAN

SECTION 6
EMERGENCY MEASURES

<u>Part</u>	<u>Subject</u>	<u>Page No.</u>
6.0	Emergency Measures	6.2
6.1	Activation of the Emergency Plan	6.2
6.2	Assessment Actions	6.2
6.3	Protective Actions	6.3
6.3.1	Offsite Criteria for the 10 Mile Emergency Planning Zone (EPZ)	6.3
6.3.2	Onsite Criteria for the Site Boundary	6.5
6.3.3	Use of Onsite Protective Equipment and Supplies	6.6
6.3.3.1	Respiratory Protection	6.6
6.3.3.2	Protective Clothing	6.6
6.3.3.3	Thyroid Blocking Agent	6.6
6.4	Aid to Affected Personnel	6.6
6.4.1	Emergency Exposure Limits	6.6
6.4.2	First Aid and Decontamination	6.7
6.4.3	Medical Transportation	6.8
6.4.4	Medical Treatment	6.8
6.5	Offsite Support	6.8
Figure 6.1	Surry Power Station Remote Assembly Areas	6.9
Figure 6.2	Surry Power Station 10-Mile Emergency Planning Zone (EPZ)	6.10
Table 6.1	Radionuclides with Significant Contribution to Dominant Exposure Modes	6.11
Table 6.2	Surry Population Distribution and Evacuation Time Estimates	6.12
Table 6.3	Surry Power Station Population Data by Sector	6.13

6.0 Emergency Measures

Emergency measures provide pre-planned actions, methods, and criteria which guide personnel during the course of an emergency.

The initial response to any emergency condition will be the activation of the Emergency Plan. After activation, the emergency organization that is formulated by activation of the Emergency Plan performs the necessary assessment activities to classify the type of emergency. If the emergency is radiological in nature, the potential consequences of the emergency will be evaluated for the necessary offsite and onsite protective actions to guard the health and safety of the population. If additional assistance is required, offsite support will be requested as provided for in Letters of Agreement established with a variety of government agencies and volunteer organizations.

6.1 Activation of the Emergency Plan

Each full-time employee of the station is required to be familiar with the provisions of the Emergency Plan. Any employee, upon becoming aware of an emergency condition, shall immediately notify the Shift Manager on duty unless it is apparent that notification has already taken place. Upon such notification or other indication, the Shift Manager or Unit Supervisor assumes the responsibilities of the Station Emergency Manager (SEM). The SEM classifies the emergency and proceeds to take appropriate actions and make specific recommendations to offsite agencies as stated in the EIPs. State and local community officials will be notified within 15 minutes after declaration of an emergency (meaning the emergency classification level has been provided to the Virginia and risk-jurisdiction Emergency Operations Centers (EOCs)). Notifications will be made to the NRC as soon as possible but within 1 hour after declaration of an emergency. Dedicated communicators will be available to maintain a continuous channel of communications with the NRC and to provide regular updates to state and local officials approximately every 60 minutes, when conditions change or as otherwise agreed. Initial information provided to the NRC and state and local governments is defined by specific report forms which are included in the EIPs. Message content was established in coordination with state and local governments, and includes the class of emergency, whether a release is in progress, and any recommended protective measures. Additional information will be provided as it becomes available.

6.2 Assessment Actions

EPIP-1.01, Emergency Manager Controlling Procedure, is the controlling procedure for categorizing the event and classifying the emergency, while EPIP-4.01, Radiological Assessment Director Controlling Procedure, provides guidance for conducting dose assessment, source term determination, atmospheric diffusion factor determination, monitoring team activities, personnel monitoring and decontamination, monitoring of onsite facilities, evacuation, respiratory protection, sampling and sample analysis, and use of the Meteorological Information and Dose Assessment System (MIDAS) computer model.

Once the emergency classification has been determined, the appropriate EIPs are initiated to direct the activation of the required emergency response facilities and call out of designated emergency response personnel. The design of the facilities and data retrieval and monitoring capabilities provide the information needed to make timely assessments and formulate appropriate protective actions.

6.3 Protective Actions

The Recovery Manager or the SEM (if the LEOF is not yet activated) is responsible for recommending offsite protective actions to the State. The State and local governments are responsible for notification of the public and implementation of the appropriate protective measures.

6.3.1 Offsite Criteria for the 10 Mile Emergency Planning Zone (EPZ)

Dose contribution from key isotopes such as those listed in Table 6.1 are used to calculate offsite doses for comparison to protective action recommendation thresholds specified in EIPs.

Protective action recommendations are required to be made to the State within 15 minutes of declaring a General Emergency. Specific initial protective action recommendations tied to plant conditions have been included in an EIP in order to comply with this time requirement. These recommendations are based on Supplement 3 (Criteria for Protective Action Recommendations for Severe Accidents) to NUREG-0654/FEMA-REP-1, "Criteria for Preparation and Evaluation of Radiological Emergency Response Plans and Preparedness in Support of Nuclear Power Plants." (This supplement was issued for interim use and comment on August 26, 1996.)

The initial protective action recommendation for any event classified as a General Emergency will be to evacuate a 2 mile radius and 5 miles in the downwind sectors, unless either an evacuation dose threshold is exceeded beyond this distance or sheltering-in-place is appropriate. Sheltering-in-place may be appropriate when a release is controlled or terminated and its radiological consequences fall below evacuation thresholds. Sheltering-in-place may be appropriate when known conditions make evacuation dangerous, e.g., severe weather or overriding threat to public safety. Follow-up protective action recommendations that the station may make to the state will be based on current meteorological data such as wind direction, wind speed and stability class, and dose projections. Also, consistent with the Commonwealth of Virginia's strategies for supplementing these protective actions with use of potassium iodide (KI) by the general public as a prophylactic, recommendations will be made for implementing these strategies.

A Site Area Emergency will be declared when offsite doses are projected to exceed 0.1 Rem TEDE or 0.5 Rem Thyroid CDE. A General Emergency will be declared when offsite Protective Action Guides (PAGs) of 1.0 Rem TEDE or 5.0 Rem Thyroid CDE are likely to be exceeded due to a direct radiation or inhalation hazard, or when non-radiological conditions exceed General Emergency EALs.

Warnings to the public within the 10-mile EPZ (Figure 6.2) will be the responsibility of State and local officials who will be assisted by the State Department of Police upon request. The primary method of warning the public is by the use of the Early Warning System sirens. Route alerting provides backup alert and notification capability (reference 10 CFR 50, Appendix E, paragraph IV.D.4). Other warning methods may include telephone communications, television and radio Emergency Alert System stations, public address systems, bull horns from patrol cars and personal contact. Special facilities are notified by the DEM.

It is estimated that the primary sector and the two buffer sectors (spanning 67 1/2°) can be alerted of the emergency within 15 minutes using the Early Warning System.

Evacuation zones, routes, and relocation centers have been established in the event that an evacuation is recommended. This information is published in brochures and distributed by the State. Population distribution and evacuation time estimates are maintained on file by the Nuclear Emergency Preparedness Department and are summarized in Tables 6.2 and 6.3.

Written preplanned messages intended for transmittal to the public via radio and television stations will be consistent with the classification scheme. They will be released to the media by the State Coordinator of Emergency Management or Local Coordinator of Emergency Services representative (or designee). The messages will give instruction with regard to specific actions to be taken by the occupants of the inhabited area. The messages will, as appropriate, give instruction on the aspects of sheltering, thyroid blocking, evacuation, the nature of the emergency, and recommended protective actions. The local governments are charged by COVERP with the responsibility to conduct information programs to educate their citizens on:

1. Radiological hazards,
2. Procedures for notification of a radiological emergency;
3. Evacuation routes and assembly points; and,
4. Other protective measures.

The COVERP identifies the methods to be utilized in preventing or minimizing direct or subsequent ingestion exposure to radioactive materials deposited on the ground or other surfaces.

Upon notification of a radiological emergency within the state which may affect livestock, crops, or farmlands, the State Department of Agriculture and Consumer Services will institute a program to assess the impact upon the agriculture community. Members of the department will take samples of milk from dairy cattle in the affected area for analysis and will monitor soil, crops and farm equipment for contamination.

Samples will be taken at localities where radiation levels exceed 0.05 mR/hr at one inch. The Department of Agriculture and Consumer Services will supply uncontaminated feed for dairy cattle and livestock removed from contaminated farmland. The ingestion pathway is monitored within an approximate 50-mile radius of the station.

Follow-up action includes the disposition of radiologically contaminated materials. The local government(s) has the prime responsibility of affected area ingress and egress. Assistance from the State Police shall be supplied as requested by local officials.

Waller Mill, Harwood Mill, Bethel and Newport News Reservoirs supply water for the Williamsburg, Newport News and Hampton areas. The respective local public health departments are the primary health response agencies for monitoring water supplies, with assistance given by the State Department of Health. There are no withdrawals of James River water for public or private water supplies within Surry, James City, Isle of Wight, and York counties and the cities of Williamsburg and Newport News. Most of Surry County and Isle of Wight County water supplies come from wells.

Criteria for determining an exposure value that would allow relaxation of protective actions within any or all of the 10-mile EPZ falls under the provisions of the COVERP. Assistance will be provided as required in this regard.

6.3.2 Onsite Criteria for the Site Boundary

The area within 1650 feet of Surry Unit 1 is defined as the Site Boundary for the purposes of this Plan. Company employees, supplemental personnel, and occasional visitors at the site may be in the Site Boundary. The immediate area surrounding the units which has been enclosed by a security fence is defined as the Protected Area. The Station Emergency Manager is responsible for making the decision to evacuate the Protected Area, and will take appropriate measures in cooperation with state and local agencies for evacuation of persons in the Site Boundary and those members of the public who may be passing through the site or within Company property. The company will also commit Company personnel and appropriate equipment (search lights, power amplified loudspeakers) to clear the Site Boundary when required.

Visitors to the Protected Area of the station are under continuous escort by personnel knowledgeable in emergency personnel accountability procedures. Supplemental personnel are also trained in personnel accountability procedures.

Onsite personnel will be immediately notified of an emergency that is initially classified as an Alert or higher event, unless doing so poses a threat to personnel safety. For example, hurricane force winds, a tornado, or a security breach may dictate suspension or deferral of assembly, accountability and/or initiation of facility staffing. However, these activities would be implemented as quickly as achievable given the specific situation. Station procedures provide for a range of protective actions to protect onsite personnel during hostile action and ensure continued ability to safely shut down the reactor and perform emergency plan functions.

The Central Emergency Operations Facility (CEOF) may be activated in lieu of the LEOF upon a management decision to do so or if the readiness of the LEOF is impaired. Normally, alarms will be sounded and announcements will be made to conduct personnel accountability or, if necessary, a site evacuation of non-essential workers. Those individuals within the Site Boundary will be alerted by station personnel and Security. In the event of an evacuation, radiation monitoring teams will be dispatched to the appropriate Remote Assembly Area.

The Station has the capability to conduct personnel accountability for individuals inside the Protected Area within approximately 30 minutes using an EPIP established for this purpose. After accountability is completed, an evaluation is made and search teams may be dispatched to locate any individual noted as missing or unaccounted. Additionally, Emergency Assembly Areas have been established outside the Protected Area to facilitate the dissemination of information to personnel.

If onsite evacuation is to occur, Security collects only the security key cards, not the dosimetry, of all personnel leaving the Protected Area. Continuous accountability of personnel in the Protected Area not evacuating the site shall be maintained throughout the emergency. Evacuees, who may use personal vehicles, proceed to either the primary or secondary remote assembly area (See Figure 6.1). Station

evacuees will be surveyed for contamination following events involving a radiological release, and decontaminated, if necessary, prior to being released from the remote assembly area. Decontamination agents and supplies are available at the station which can be transported to the remote assembly areas to provide decontamination capabilities.

6.3.3 Use of Onsite Protective Equipment and Supplies

6.3.3.1 Respiratory Protection

The company has a comprehensive respiratory protection program at its nuclear stations. VPAP 2101, "Radiation Protection Plan", establishes the Respiratory Protection Program which is implemented by HP procedures. Those individuals likely to wear respirators are given a pulmonary examination and training on respiratory protection including a practical examination. A "fit test" is given before an individual is allowed to enter an area requiring respiratory protection.

6.3.3.2 Protective Clothing

The station maintains an adequate inventory of protective clothing in the Clean Change Room. Contaminated clothing is washed at the station and reissued provided contamination is below established radiation criteria. A Radiation Work Permit system is utilized whereby HP establishes personnel protective clothing and equipment criteria. Such clothing may consist of cotton coveralls, hoods, cotton glove inserts, rubber gloves, plastic shoe covers, rubber shoe covers and rubber boots. Station personnel are given training on how to don and remove protective clothing so as to minimize personal contamination or introduction of contamination into adjacent areas.

6.3.3.3 Thyroid Blocking Agent

EPIP-5.07, Administration of Radioprotective Drugs, governs the process for approving administration of a thyroid blocking agent for a potential radioiodine inhalation situation. This process was authorized by the company's employee health services staff in consultation with its medical support staff.

6.4 Aid to Affected Personnel

The Company has made arrangements with the Virginia Commonwealth University Medical Center, to provide medical assistance to personnel injured or exposed to radiation and/or radioactive material. VCUMC has developed its own plan for responding to the emergency. VCUMC's plan establishes a specialized area of the hospital for treatment with appropriate Health Physics functions, and implements a coded system to alert hospital team members. Radiation monitoring equipment, dosimetry, and protective clothing are available at VCUMC.

The station will provide and distribute self-reading and cumulative type dosimeters to all personnel involved in emergency onsite response, regardless of their affiliation with the Company, in accordance with procedures established for this purpose. The station shall have this capability on a 24-hour basis. Dose records shall be maintained and checked throughout the emergency.

6.4.1 Emergency Exposure Limits

Emergency response personnel may, because of necessity, receive once-in-a-lifetime exposure to contamination and radiation up to the 10CFR20 annual limits, not including accumulated occupational exposure. Approval from the Station Emergency Manager is necessary for planned exposures greater than

the 10CFR20 annual limits. Under limited circumstances, exposure levels greater than 5 times the 10CFR20 annual limits are allowed, but only on a voluntary basis to persons fully aware of the risks involved. Selection criteria for volunteer emergency workers includes consideration of those who are in good physical health, are familiar with the consequences of emergency exposure, and are not declared pregnant adults. It is preferable, though not mandatory, that volunteers be older than 45 years of age and not be a female capable of reproduction.

Emergency exposure may be authorized for such needs as removal of injured personnel, undertaking corrective actions, performing assessment actions, providing first-aid, performing personnel decontamination, providing ambulance service, providing medical treatment, etc. Guidelines for emergency exposure limits, including life saving actions, are specified in the EIPs. These guidelines are consistent with EPA Emergency Worker and Life Saving Activity Protective Action Guides.

6.4.2 First Aid and Decontamination

The station has a First Aid Facility that contains the normal complement of first aid supplies and equipment necessary to treat those injuries not involving hospitalization or professional medical services.

At least two First Aid Team members are trained, certified, and available to respond to personnel injuries onsite.

In addition, the following Medical facilities and services are available:

1. Company nurse available on a part-time basis
2. Company Ambulance
3. Company designated physicians in the area
4. Local Rescue Squads
5. Medical College of Virginia

Station Health Physics Procedures and EIPs specify levels of permissible radioactive contamination for workers and equipment. Actions are required to be taken when levels for equipment or areas exceed the limits established in the Health Physics Procedures. Any detected personnel contamination will initiate appropriate evaluation and decontamination in accordance with these procedures.

The Station has onsite contamination control procedures that provide for access control. These procedures state the criteria for permitting the return of the areas and their contents to normal use.

No food supplies are grown on the site and the water supplies come from deep wells. However, there are procedures to monitor contamination in areas designated permissible for employees to eat and drink during the emergency and recovery phases of operation.

If onsite personnel are required to relocate or routinely leave the site during an emergency, the station will provide adequate supplies for personnel decontamination, clothing and means to provide for decontamination of the clothing. If contamination of the skin is determined, provisions will be made to provide for decontamination as specified in Health Physics Procedures.

An EPIP has been developed to provide for the monitoring of vehicles and personnel at the Remote Assembly Areas (RAA). Should decontamination of vehicles or personnel be warranted, Health Physics personnel can perform the task at the station, the RAA, or if necessary, at Surry County High School.

Security personnel may patrol the land area to ensure eviction of unauthorized personnel. Since the station's drinking water supply is from deep wells, there is no agricultural production in this area, and there are no milk cows in this area, contamination control methods affecting these are unnecessary. The area may be returned to a status not requiring evacuation when projected doses to the majority of non-essential workers is expected to be less than 1 Rem TEDE, less than 5 Rem Thyroid CDE, and less than 1000 dpm/100 cm² Beta-Gamma contamination.

6.4.3 Medical Transportation

A Station ambulance is available to transport contaminated injured personnel. Contaminated injured personnel will be suitably clothed or prepared to prevent the spread of contamination in the transporting vehicle. Communication can be maintained with VCUMC from the station. The station can also communicate with the ambulance by use of a UHF radio, and the ambulance can communicate with VCUMC by way of the HEAR system. In addition arrangements have been made with local volunteer rescue squads to transport injured contaminated personnel to VCUMC. Response team members have received training concerning transportation of contaminated injured individuals. A Health Physics technician, with appropriate instrumentation, would normally accompany contaminated injured personnel to VCUMC. The approximate time to transport a patient to VCUMC is 75 minutes. The estimated time local rescue squads to arrive at the station is 30 minutes.

6.4.4 Medical Treatment

The MCVH/VCU-Dominion Power Radiation Emergency Plan, maintained on file by the Nuclear Emergency Preparedness department, provides guidance for the treatment of contaminated injured personnel by qualified individuals. The Radiation Emergency Plan includes provisions to request assistance from other facilities having the capability to receive and treat injured and/or contaminated individuals. In the event that facilities at VCUMC Hospital become over-extended, VCUMC may coordinate further assistance with these facilities directly or through the State Department of Health.

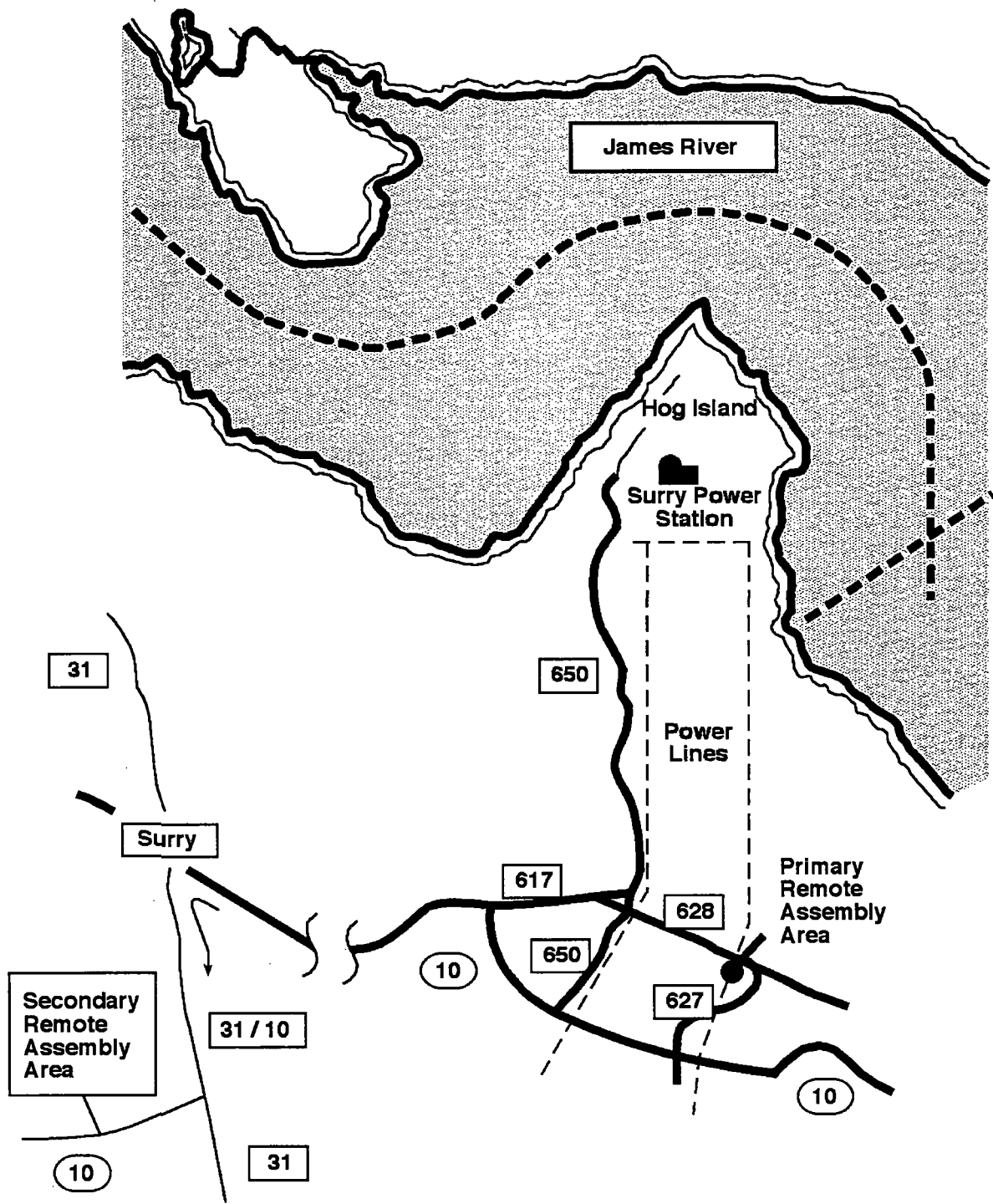
6.5 Offsite Support

In addition to the offsite agencies listed above, volunteer fire departments in the counties of Surry and Isle of Wight have agreed to assist in fighting fires. A list of services and equipment is included in the Letters of Agreement in Appendix 10.1.

The time of response of volunteer fire departments from Surry and Smithfield, Virginia varies from 30 minutes to 45 minutes, unless adverse weather conditions prevail.

Police support for an emergency is provided by state and local governments, as detailed in the respective Emergency Plans.

SURRY POWER STATION
REMOTE ASSEMBLY AREAS
FIGURE 6.1



Graphics No. SB1217D

RADIONUCLIDES WITH SIGNIFICANT CONTRIBUTION TO DOMINANT EXPOSURE MODES⁽¹⁾
TABLE 6.1

<u>Radionuclides with Significant Contribution to Thyroid Exposure</u>		<u>Radionuclides with Significant Contribution to TEDE Exposure</u>		<u>Radionuclides with Significant Contribution to Lung Exposure (Lung only controlling when thyroid dose is reduced by iodine blocking or there is a long delay prior to release)</u>	
<u>Radionuclide</u>	<u>Half Life (days)</u>	<u>Radionuclide</u>	<u>Half Life (days)</u>	<u>Radionuclide</u>	<u>Half Life (days)</u>
I-131	8.05	I-131	8.05	I-131	8.05
I-132	0.0958	Te-132	3.25	I-132	0.0958
I-133	0.875	Xe-133	5.28	I-133	0.875
I-134	0.0366	I-133	0.875	I-134	0.0366
I-135	0.280	Xe-135	0.384	I-135	0.280
Te-132	3.25	I-135	0.280	Cs-134	750
		Cs-134	750	Kr-88	0.117
		Kr-88	0.117	Cs-137	11,000
		Cs-137	11,000	Ru-106	365
				Te-132	3.25
				Ce-144	284

(1) Derived from NUREG 0654.

SURRY POPULATION DISTRIBUTION AND EVACUATION TIME ESTIMATES
(in hours and minutes)

TABLE 6.2

Scenario	Region 1 2 mile EPZ	Region 2 5 mile EPZ	Region 3 10 mile EPZ
Summer Midweek Mid-day Good Weather	1:05	2:15	4:15
Summer Midweek Mid-day Rain	1:05	2:15	4:45
Summer Weekend Mid-day Good Weather	1:00	2:10	3:50
Summer Weekend Mid-day Rain	1:00	2:10	4:05
Summer Evening Good Weather	1:00	2:05	3:15
Winter Midweek Mid-day Good Weather	1:05	2:20	3:40
Winter Midweek Mid-day Rain	1:05	2:20	4:00
Winter Midweek Mid-day Snow	1:05	3:05	4:20
Winter Weekend Mid-day Good Weather	1:00	2:10	3:10
Winter Weekend Mid-day Rain	1:00	2:15	3:50
Winter Weekend Mid-day Snow	1:00	2:55	3:50
Winter Evening Good Weather	1:00	2:15	3:05
Winter Weekend Mid-day Special Event	1:00	2:10	3:35
Winter Weekend Mid-day Road Impacted	1:05	3:05	5:10

Total Population Evacuated	Region 1 2 mile EPZ 470	Region 2 5 mile EPZ 42,920	Region 3 10 mile EPZ 300,069
-----------------------------------	--	---	---

Information summarized above derived from KLD Engineering, P.C. Evacuation Time Estimates for the Surry Power Station and Surrounding Jurisdictions dated December 2012 (Figure 3-2, Permanent Resident Population by Sector, Figure 3-6, Transient Population by Sector and Table 3-7, Summary of Population Demand).

Total population evacuated represents the total population loaded onto the network during the 14 simulations listed and evacuation time estimates were calculated based on when approximately 90% of that population has exited the 10-mile radius.

A region is a grouping of contiguous Protective Action Zones (PAZ) evacuated in response to a radiological emergency

A scenario is a combination of circumstances, including time of day, day of week, season, and weather conditions. Scenarios define the number of people in each of the affected population groups and their respective mobilization time distributions.

SURRY POWER STATION POPULATION DATA BY SECTOR
TABLE 6.3

Direction/Sector	Population	2-Mile Ring	5-Mile Ring	10-Mile Ring
Direction: North Sector: A	Permanent Resident	0	891	15376
	Transient	0	0	26211
Direction: North Northeast Sector: B	Permanent Resident	0	855	8158
	Transient	0	1953	27360
Direction: Northeast Sector: C	Permanent Resident	0	137	2897
	Transient	0	0	0
Direction: East Northeast Sector: D	Permanent Resident	0	0	7645
	Transient	0	0	0
Direction: East Sector: E	Permanent Resident	0	4	27960
	Transient	0	0	1770
Direction: East Southeast Sector: F	Permanent Resident	0	0	35092
	Transient	0	0	421
Direction: Southeast Sector: G	Permanent Resident	0	0	0
	Transient	0	0	0
Direction: South Southeast Sector: H	Permanent Resident	0	108	390
	Transient	0	0	0
Direction: South Sector: J	Permanent Resident	37	453	1100
	Transient	0	0	0
Direction: South Southwest Sector: K	Permanent Resident	0	87	204
	Transient	0	0	0
Direction: Southwest Sector: L	Permanent Resident	0	110	597
	Transient	0	84	0
Direction: West Southwest Sector: M	Permanent Resident	0	186	923
	Transient	0	0	0
Direction: West Sector: N	Permanent Resident	0	179	583
	Transient	0	0	0
Direction: West Northwest Sector: P	Permanent Resident	0	15	580
	Transient	0	0	291
Direction: Northwest Sector: Q	Permanent Resident	0	428	11326
	Transient	0	0	6715
Direction: North Northwest Sector: R	Permanent Resident	0	333	26027
	Transient	0	84	4453

22.5° conical sectors are designated by compass direction point outward from the plant on the centerline of the sector, e.g., sector from 348.75° to 11.25° is designated as Direction: North. Sectors are designated by letter beginning with A for North and where the remaining 15 sectors are designated in a clockwise direction by the subsequent letter, excluding I and O.

Rings are defined as the area between circles of radius 0 and 2 miles, 2 and 5 miles, and 5 and 10 miles.

Information summarized above derived from KLD Engineering, P.C. Evacuation Time Estimates for the Surry Power Station and Surrounding Jurisdictions dated December 2012 (Figure 3-2, Permanent Resident Population by Sector, and Figure 3-6, Transient Population by Sector).

SURRY POWER STATION
EMERGENCY PLAN

SECTION 7
EMERGENCY FACILITIES AND EQUIPMENT

<u>Part</u>	<u>Subject</u>	<u>Page No.</u>
7.0	Emergency Facilities and Equipment	7.3
7.1	Emergency Response Facilities	7.3
7.1.1	Control Room	7.3
7.1.2	Operational Support Center	7.3
7.1.3	Technical Support Center	7.3
7.1.4	Local Emergency Operations Facility	7.4
7.1.5	Corporate Emergency Response Center and Central Emergency Operations Facility	7.4
7.1.6	Joint Information Center and Local Media Center	7.4
7.1.7	Alternate Facility When Under Threat or Experiencing Hostile Action	7.4
7.2	Communications Systems	7.5
7.2.1	Communications Systems Within the Station	7.5
7.2.1.1	Public Address and Intercom System	7.5
7.2.1.2	Radio Communications System (Onsite)	7.5
7.2.1.3	Private Branch Telephone Exchange (PBX)	7.5
7.2.1.4	Sound Powered Telephone System	7.5
7.2.2	Offsite Communications Systems	7.6
7.2.2.1	Commercial Telephone	7.6
7.2.2.2	Synchronous Optical Network (SONET) Ring	7.6
7.2.2.3	Radio Communications System (Offsite)	7.6
7.2.2.4	Dedicated NRC Communications	7.6
7.2.2.5	Instaphone Loop	7.7
7.2.3	Communication System Reliability	7.7
7.2.4	Emergency Response Facility Communications	7.7
7.2.5	Communications Responsibilities	7.7
7.2.5.1	Station Emergency Manager	7.7
7.2.5.2	State And Local Entities Contiguous to the 10 Mile EPZ	7.8
7.2.5.3	Federal Response	7.8
7.2.5.4	Local Emergency Facilities	7.8

<u>Part</u>	<u>Subject</u>	<u>Page No.</u>
7.2.5.5	Emergency Personnel	7.8
7.2.5.6	Communications with Local Emergency Operations Facility	7.8
7.3	Assessment Facilities Available Onsite	7.8
7.3.1	Seismic Monitoring	7.8
7.3.2	Radiological Monitoring	7.8
7.3.3	Meteorological Monitoring	7.9
7.3.4	Plant Process Parameter Monitoring	7.10
7.3.5	Fire Detection	7.10
7.3.6	Post Accident Sampling	7.10
7.4	Facilities and Equipment for Offsite Monitoring	7.10
7.5	Damage Control Equipment and Supplies	7.11
7.6	Early Warning System	7.11
Table 7.1	ERF Communications	7.13
Table 7.2	Meteorological Monitoring System Parameters	7.15
Figure 7.1	Surry Power Station Environmental Monitoring Locations Map	7.16
Figure 7.2	Surry Power Station Environmental Monitoring Locations Listing	7.17
Figure 7.3	Communications Links	7.18
Figure 7.4	Communications Links - NRC	7.19

7.0 Emergency Facilities and Equipment

The facilities required in the implementation of the Emergency Plan consist of the Control Room (shared for both Unit 1 and 2), the Operational Support Center (OSC), the Technical Support Center (TSC), the Local Emergency Operations Facility (LEOF), the Corporate Emergency Response Center (CERC) and the Central Emergency Operations Facility (CEOF). These facilities were designed to meet the intent of the guidance in NUREG-0696 and the clarification in NUREG-0737 Supplement 1. In addition, a Joint Information Center (JIC) and a Local Media Center (LMC) are required for the implementation of the Emergency Plan. A description of each is given below.

7.1 Emergency Response Facilities

7.1.1 Control Room

The Control Room of the affected unit(s) shall be the initial location for command and control of the emergency response effort. Controls and instrumentation needed to diagnose plant conditions and to take immediate actions to place the affected unit(s) in a safe condition are available in the Control Room. Within the Control Room, the Station Emergency Manager has access to the information needed to classify the emergency. Redundant communications systems are also available in the Control Room to make the required onsite and offsite notifications. The Control Room has the required shielding and ventilation system to remain habitable during the emergency. Access to the Control Room shall be limited to these individuals responsible for carrying out assigned emergency response tasks plus other technical advisors, as necessary.

7.1.2 Operational Support Center

The Operational Support Center (OSC), located in the Work Control Center, is the designated reporting location for the pool of workers who compose Damage Control Teams, the Fire Brigade, the First Aid Team, and the Search and Rescue Team. Station Operations personnel not required for Control Room operation may also assemble at the OSC unless already performing an emergency function outside the Control Room (or otherwise instructed by the Shift Manager/SEM). In the event that the primary facility is unavailable; an Alternate OSC has been designated in the Maintenance Building.

7.1.3 Technical Support Center

The TSC is located adjacent to Unit 1 Control Room, and its alternate location is the Control Room. Emergency response personnel will assemble at the primary TSC unless otherwise instructed by the SEM. The primary location contains controlled copies of selected manuals, procedures, drawings, and other documents as designated by Nuclear Records Department directives. Information about plant conditions is available via real time data displays from the Plant Computer System (PCS). Dedicated phone line communications have also been established with the Control Room to keep TSC personnel knowledgeable on current operating evolutions and to provide consultation and recommendations to the Control Room staff.

The construction of the facility walls and design of the ventilation system are such that the whole body and thyroid doses received by occupants of the TSC are below General Design Criteria limits. Radiation monitoring equipment for making airborne particulate and direct radiation measurements is installed in the TSC. The TSC houses the Plant Computer System Data Communications Processors.

Inputs from plant sensors are processed by these units and the information is transmitted to facilities including the Control Room, LEOF, CERC, and CEOF for display on video terminals. Refer to Section 7.3.4, Plant Process Parameter Monitoring, for a description of the PCS.

7.1.4 Local Emergency Operations Facility

The station's LEOF is adjacent to the Surry Training Facility. The facility provides work stations for Corporate, Federal and State officials who may be assembled at this location. This facility is the designated central collection point for the receipt and analysis of all field monitoring data and the coordination of sample media. Plant data is available from the PCS. The Meteorological Information and Dose Assessment System (MIDAS) is used to estimate offsite doses.

The LEOF was designed to provide a specified protection factor from gamma radiation. The facility also has a specially designed ventilation system to limit the exposure of its occupants and further assure its availability during an emergency. Radiation monitoring equipment for making airborne particulate and direct radiation measurements is installed in the LEOF. Should the LEOF become unavailable during an emergency the responsibilities assigned to the LEOF will be transferred to the backup facility known as the Central Emergency Operations Facility. Situations with the potential to affect both Surry and North Anna may warrant transfer of the responsibilities assigned to the LEOF to the CEOF.

7.1.5 Corporate Emergency Response Center and Central Emergency Operations Facility

Space is designated for the Corporate Emergency Response Center (CERC) and the Central Emergency Operations Facility (CEOF) at the Innsbrook Technical Center in Glen Allen, Virginia. The facility will be manned by members of the Corporate Emergency Response Team as defined in the Corporate Emergency Response Plan. Plant data is available from the PCS.

7.1.6 Joint Information Center and Local Media Center

Official company statements to the media will be made from Joint Information Center (JIC) by the Chief Technical Spokesperson. The JIC is located at the Virginia State Police Administrative Headquarters in Chesterfield, Virginia. These company statements are prepared by members of the Corporate Emergency Response Team as defined in the Corporate Emergency Response Plan.

A Local Media Center (LMC) may be activated as an adjunct to the JIC. The LMC for Surry Power Station is located on Route 650 on company property. The facility is designated as the Surry Nuclear Information Center in normal operation. There are dedicated rooms for Dominion, NRC, FEMA, State, and media representatives as well as an auditorium that will accommodate 200 people.

Provisions have been made to accommodate TV cameras, copying machines, typewriters, and other equipment needed for press conferences. Should the LMC become uninhabitable, small groups of the media, no more than 20, can be accommodated in the LEOF with the approval of the Recovery Manager.

7.1.7 Alternate Facility When Under Threat or Experiencing Hostile Action

The Surry County Administration Building functions as a staging area for augmentation of emergency response staff if the site is under threat of or experiencing hostile action. This location has the capability to communicate with the emergency operations facility, control room, and plant security.

7.2 Communications Systems

The station communications system is designed to provide redundant means to communicate with all essential areas of the station associated with Surry Units 1 and 2 and to essential locations remote from the station during normal operation and under accident conditions. Communication systems vital to Units 1 and 2 operation and safety are designed so that failure of one component would not impair the reliability of the total communications system. The EPIPs and the State and local emergency response plans define the responsibilities of designated personnel for use of the communication systems.

7.2.1 Communications Systems Within the Station

The systems which provide for communications within the station are discussed below.

7.2.1.1 Public Address and Intercom System

A five channel public address and intercom system (Gai-Tronics System) is installed in the station. The system power is supplied from a power supply which will maintain the system in an operational condition in the event of a normal station service power failure. Zones are provided within the station to ensure operability of a major portion of the system should equipment in a zone become inoperative. Loudspeaker and paging phone stations are located throughout the station. The coverage of the loudspeakers permits broadcasts to be heard throughout the station. A visual indicator has been installed in those areas where evaluation of NRC Bulletin 79-18, Audibility Problems Encountered on Evacuation of Personnel from High-Noise Areas, identified noise levels which might exceed the volume of the loudspeakers. In the event of an emergency, the system is used to alert station personnel of any emergency situation and to direct emergency response actions required of on-site personnel.

7.2.1.2 Radio Communications System (Onsite)

An Ultra-High Frequency (UHF) two-way radio trunking system is provided at the Station consisting of base stations/repeaters, mobile units installed in emergency vehicles, and hand-held portable radios. The radio trunking system provides system redundancy and independent emergency backup equipment for designated station functions.

7.2.1.3 Private Branch Telephone Exchange (PBX)

The PBX system provides switched local and trunked telephone service. The PBX switching equipment is physically located within the Protected Area and is connected to a commercial telephone exchange in Smithfield, Virginia.

7.2.1.4 Sound Powered Telephone System

A sound powered telephone communications system is installed which serves Surry Units 1 and 2. This system is a multiple channel system connecting selected operating areas of the plant. Headsets consisting of an earphone and microphone are connected to a two wire channel for direct communication between persons in different areas. Operation of this system is not dependent on the availability of the electrical power system. During an emergency, the system would provide an alternate means of relaying messages.

7.2.2 Offsite Communications Systems

Those systems provided for communication between the Station and offsite are described below and depicted in Figures 7.3 and 7.4.

7.2.2.1 Commercial Telephone

Commercial telephone lines are provided between the Station and a commercial telephone exchange in Smithfield, Virginia. These lines are connected into the Station PBX. In addition, lines are provided for communications between the Station and the commercial telephone network independent of the PBX system.

7.2.2.2 Synchronous Optical Network (SONET) Ring

The SONET ring provides Wide Area Network (WAN) connectivity, voice/Automatic Ring Down (ARD) phone and radio control circuits between station emergency response facilities and the CERC/CEOF, and the Commonwealth of Virginia Emergency Operations Center (EOC). The Virginia EOC is linked to the SONET ring via a dedicated microwave facility. The SONET ring and associated microwave facility provide the communication link from the Virginia EOC to the Early Warning System (EWS) transmitter located at North Anna. The SONET ring and associated microwave facility are DC powered with either battery back up or generator back up at each location for extended operation upon loss of AC power.

7.2.2.3 Radio Communications System (Offsite)

The same UHF two-way radio trunking system that provides onsite communications also provides for communications within a ten mile radius of the Station. During an emergency, this system will allow direct contact with Radiation Monitoring Teams, Security vehicles, and a separate channel (Talk Group) between the Security Central Alarm Station and the Surry County Sheriff's Department.

7.2.2.4 Dedicated NRC Communications

Separate commercial telephone lines are dedicated to the NRC and include the following:

- Emergency Notification System (ENS): The ENS is the system on which initial notifications, as well as ongoing information about plant systems, status and parameters, are provided to the NRC. ENS lines are located in the Control Room, TSC and LEOF.
- Health Physics Network (HPN): Provides for communications regarding radiological and meteorological conditions, assessments, trends, and protective measures. HPN lines are located in the TSC and LEOF.
- Reactor Safety Counterpart Link (RSCL): Allows for internal NRC discussions regarding plant and equipment conditions. RSCL lines are located in the TSC and LEOF.
- Protective Measures Counterpart Link (PMCL): Allows for the conduct of internal NRC discussions on radiological releases, meteorological conditions, and protective measures. PMCL lines are located in the TSC and LEOF.
- Emergency Response Data System (ERDS): Allows for transmittal of reactor parametric data from the site to the NRC. Plant data will be transmitted to the NRC Operations Center, via modem, from the PCS.

- Management Counterpart Link (MCL): This system has been established for internal discussions between the NRC Executive Team Director/members and the NRC Director of Site Operations or licensee management. MCL lines are located in the TSC and LEOF.
- Local Area Network (LAN) Access: Provides access to the NRC local area network. Telephone jacks are provided in the TSC and LEOF for NRC LAN access.

7.2.2.5 Instaphone Loop

An Instaphone Loop permits simultaneous telephone-speaker communications from the station to the counties of Surry, Isle of Wight, James City and York; cities of Williamsburg and Newport News, and the State DEM on a 24-hour per day basis. This loop can be activated at the station from the Control Room, TSC, or LEOF.

7.2.3 Communication System Reliability

A failure of one communication system will not affect the operation of other communication systems at the Station. The communication systems within the Station have diverse power supplies. The public address system has an emergency backup, and the sound powered phone system does not rely on any Station power system. Since the onsite communication systems normally will be in use, or periodically tested, equipment failure will not go unnoticed. The multiplicity of onsite communications networks ensures the availability of adequate communications. Equipment for these systems is located in different areas of the Station thus ensuring that an accident in one area of the Station would not incapacitate all communication systems. Failure of normal power supplies will not deprive the station of offsite communication capability since, in most cases, backup power is provided. Dedicated telephone lines are checked according to specified schedules.

7.2.4 Emergency Response Facility Communications

The communication systems discussed above are used extensively in the emergency response facilities. A summary of the types of communications is provided in Table 7.1.

7.2.5 Communications Responsibilities

7.2.5.1 Station Emergency Manager

The SEM has the responsibility for communicating with the Commonwealth of Virginia Department of Emergency Management; Surry, Isle of Wight, York and James City counties; and the cities of Williamsburg and Newport News. All of these agencies/jurisdictions provide 24-hour dispatcher coverage. Upon activation of the LEOF, the Recovery Manager is responsible for notifying State and local governments of emergency status.

7.2.5.2 State and Local Entities Contiguous to the 10-Mile EPZ

While the licensee is responsible for notifying political entities within the 10-mile EPZ, the Commonwealth of Virginia DEM notifies those political jurisdictions outside the 10-mile EPZ but within the 50-mile zone.

7.2.5.3 Federal Response

The SEM or Recovery Manager is responsible for communications with Federal emergency response organizations. Initial NRC notification is made to the NRC Headquarters Operations Center in accordance with approved procedures designed for this purpose. The Recovery Manager may also contact DOE, either directly or through the NRC (Federal Coordinating Agency), and request FRMAC activation. Other Federal agencies are normally contacted by the State DEM.

7.2.5.4 Local Emergency Facilities

The SEM is responsible for ensuring communications are established from the TSC to the OSC and LEOF, as appropriate. Communications shall also be maintained by field monitoring teams using two-way radios or alternative methods such as cellular telephones. This information will be provided to the TSC and/or LEOF, depending on that facility responsible for team command and control at the time.

7.2.5.5 Emergency Personnel

The SEM shall implement EPIP-1.01, Emergency Manager Controlling Procedure, which will ensure activation of the CERP and the rapid activation of station personnel to deal with the emergency if the station requires such action.

7.2.5.6 Communications with Local Emergency Operations Facility

In the event that the severity of the emergency requires LEOF activation, the Recovery Manager is responsible for ensuring availability and operability of communications between the LEOF and the TSC.

7.3 Assessment Facilities Available Onsite

A number of instrumentation and monitoring systems are available onsite for emergency assessments. These systems are described below.

7.3.1 Seismic Monitoring

The Seismic Monitoring System is designed to detect the occurrence of an earthquake at the Surry site, to alert the Control Room via panel indications and annunciation, and to provide records of the intensity, duration, and frequency of the earthquake. Active sensors provide indication and recording of seismic activity in the Control Room, while passive sensors record seismic activity by etching marks on metal plates which are later retrieved and evaluated.

7.3.2 Radiological Monitoring

The installed Radiation Monitoring System (RMS) consists of process monitors and area monitors which read out and record in the Control Room. The process system continuously monitors selected lines for radioactive effluents. The system's function is to warn personnel of increasing radiation levels, to give early warning of a system malfunction, and to record and control discharges of radioactive liquids and gases to the environment.

High range process monitors are installed to provide accurate indication of plant releases during and following an accident. The flow paths monitored include the ventilation vents, the process vent (part of the Gaseous Waste System), the main steam lines, and the turbine driven auxiliary feedwater pump exhaust. High range area monitors, located inside the containments, are installed to provide additional information on core integrity during and after a design basis accident.

In addition to the fixed radiation monitoring equipment, portable radiation monitoring equipment would be used to perform dose assessments. The equipment consists of low and high range instruments to measure gamma, alpha, beta, and neutron radiation. This equipment is maintained by the Radiological Protection Department and is used on a routine basis. Portable gamma detection instruments are also dedicated for emergency kit use (See Appendix 10.7). The kits are set aside solely for emergency use and are inventoried and checked for calibration and operability on a quarterly basis.

Portable equipment is also available to take low or high volume air samples. Battery operated air samplers can be used to collect low volume samples either onsite or offsite. Silver Zeolite cartridges would be used for sampling radioiodine with a minimum detectable activity capability of 5×10^{-8} microcuries per cc. Silver Zeolite has a low retention efficiency for Xenon and therefore, interference should be minimal. Plastic bags and bottles are available to collect water, soil, foodstuffs or other samples.

EPIPs provide the methodology for determining the magnitude of a release by three separate and independent methods: (1) using data or samples continuously obtained by the onsite Radiation Monitoring System, (2) using known inventory data for the system(s) affected, and (3) obtaining offsite data from air samplers or dosimeters which are continuously in place, or taking radiation surveys and appropriate samples, and using this data to calculate releases.

Equipment designated for use in environmental surveillance such as air samplers and thermoluminescent dosimeters (TLDs) is used to obtain offsite data. The radiological monitoring instrumentation and sampling devices used by the station meet the minimum requirements of the NRC Radiological Assessment Branch Technical Position for Environmental Radiological Monitoring Programs. Two TLDs have been placed in each of the accessible sectors within an approximate 5 mile radius of the station for environmental monitoring. Further details can be found in VPAP-2103S, "Offsite Dose Calculation Manual (Surry)". The State also has TLD monitoring points located around the Station used for verification purposes. Dosimetry and air sampler locations within the 10 mile EPZ are shown on Figures 7.1 and 7.2.

Surry maintains fixed laboratory equipment to support sampling analysis and monitoring. The equipment includes Multichannel Analyzers and whole body counters; arrangements are maintained for reading TLDs.

7.3.3 Meteorological Monitoring

The station's Meteorological Monitoring System provides the capability for predicting atmospheric effluent transport and diffusion. The system consists of a primary and a backup tower, the locations of which were chosen so as to be representative of regional conditions. Instruments located at these towers will

provide data to MIDAS via the PCS. The data is also transmitted to the Control Room and to the company's Weather Center at Innsbrook. Table 7.2 provides a listing of the parameters measured.

The meteorological equipment was originally designed to meet the criteria of Regulatory Guide 1.23, "On Site Meteorological Programs", dated February 1972. Subsequent modifications have referenced later guidance where applicable.

7.3.4 Plant Process Parameter Monitoring

Installed in the Control Room are the necessary instrumentation readouts to assess station status under all conditions. Information is available from meter displays, chart recorders, annunciators, and the plant process computers to assist the operator in contending with accident conditions.

The Plant Computer System (PCS) was installed in order to support the data acquisitions need of the emergency response facilities. The PCS will provide plant monitoring, data acquisition, and critical plant data in the form of real-time status displays for the purpose of making a rapid evaluation of the reactor plant's safety status. PCS monitors are strategically located in areas including the Control Room, TSC, LEOF, CERC and CEOF. The PCS includes the Safety Parameter Display System (SPDS), Emergency Response Guidelines (ERGs), process and instrument displays, and pressure-temperature plant displays. Monitor displays are continuously updated by the computer system as they collect and process parametric data from the various plant sensors. The PCS will process inputs from plant sensors and distribute information to the Control Room and TSC. Secure links on the station LAN and corporate Wide Area Network (WAN) will provide data to designated LAN/WAN-connected PCs, which have the appropriate software and security level for access, including the LEOF and CERC/CEOF.

7.3.5 Fire Detection

The Station's Fire Protection System is designed to furnish water and other extinguishing agents with the capability of extinguishing any single or probable combination of simultaneous fires that might occur. Smoke and heat detectors are utilized for fire detection resulting in automatic fire suppression initiation and/or alarming. These systems are designed in accordance with the standards of the National Fire Protection Association.

7.3.6 Post Accident Sampling

A contingency plan, controlled by normal Chemistry procedures, has been developed for obtaining and analyzing highly radioactive samples of reactor coolant, containment sump, and containment atmosphere. (Reference NRC Letter, Subject: Surry Units 1 and 2 - Issuance of Amendments Re: Elimination of Post-Accident Sampling System Requirements, dated December 18, 2001, Serial No. 01-761)

7.4 Facilities and Equipment for Offsite Monitoring

The facilities and equipment located at the North Anna Power Station may be utilized, as applicable, during emergency conditions at the Surry Station. Such equipment may include meteorological and/or seismic data, respiratory protection equipment, portable radiation detection instrumentation and count room facilities. Seismic data may be obtained from the National Earthquake Information Service.

Meteorological data can be obtained from the following:

<u>LOCATION</u>	<u>ORGANIZATION</u>	<u>DISTANCE FROM SURRY</u> (MILES)
Chesterfield	Dominion	55
Yorktown	Dominion	13
Wakefield	National Weather Service	21
Newport News/ Williamsburg Int'l Airport	Federal Aviation Administration	11
Norfolk Naval Air Station	US Navy	32
Fort Eustis	US Army	06
Langley Air Force Base	US Air Force	22
Milford Haren	US Coast Guard	35
South Island	US Coast Guard	40

7.5 Damage Control Equipment and Supplies

The station maintains an adequate supply of damage control equipment and supplies, and could rely on additional equipment and supplies from the North Anna Power Station. The station maintains a normal supply of mechanical tools and equipment which are used in the day to day maintenance of the station. The Warehouse maintains an inventory of supplies required for the normal operation of the station. These supplies are in various tool cribs in the station and at the Warehouse. Other equipment and supplies include full face respirators with proper filters or canisters, SCBA respirators, air supplied respirators, protective clothing, radioactive waste containers, ion-exchange resin (liquid waste processing), portable radios, pagers, various communication devices, portable lighting equipment, and Company-owned vehicles. Where appropriate, calibration and inventory are conducted in accordance with station procedures. Equipment and supplies will be transferred to the OSC as needed.

7.6 Early Warning System

Prompt alerting and notification of the population within the 10-Mile EPZ is accomplished using the Early Warning System (EWS). The EWS consists of sirens installed and maintained by the Company, route alerting utilizing State and local emergency vehicles, institutional alerting initiated by State and local governments, the Emergency Alert System (EAS), and personal notifications. The Federal Emergency Management Agency (FEMA) has determined that the alert and notification system installed around the Surry Power Station satisfies the requirements of NUREG-0654/FEMA-REP-1, Revision 1, and FEMA-REP-10.

The purposes of the system are: 1) to allow initial notification to the residents of 10-Mile EPZ within 15 minutes of the time that State and local officials are notified that a situation exists requiring urgent actions, 2) to ensure that essentially 100% of population within 5 miles from the site can be alerted within this time, and 3) to ensure that essentially 100% of the population from 5 to 10 miles from the site can be alerted within 45 minutes from this time.

The State and local governments bear the ultimate responsibility for warning the public. Should it be necessary, State and local authorities will alert the public within the 10-Mile EPZ using alternative methods (reference COVRERP, Appx. 3). Members of the public within the 10-Mile EPZ shall be informed of what actions to take following activation of the EWS sirens. Upon hearing the sirens, they have been instructed to

turn on their radios or television sets to EAS stations to receive further instructions. Surry and James City counties and the State have 24 hour capability to activate the EWS sirens. Messages sent out over the EAS are initiated by the State DEM.

ERF COMMUNICATIONS

TABLE 7.1

Control Room

1. Automatic Ring Downs (ARDs) to the System Operator, TSC, OSC, Security Shift Supervisor, DEM, Control Room Annex, Emergency Switchgear Room, and Condensate Polishing Building
2. Instaphone
3. Station PBX phones
4. OPX phones
5. Radio System
6. NRC Emergency Notification System (ENS)
7. Commercial Phone
8. Public Address Intercom and Sound Powered Phone System
9. Emergency Response Data System (ERDS)

Technical Support Center

1. ARDs to the Control Room, OSC, LEOF/CEOF(CERC), DEM, Primary Remote Assembly Area, Security Shift Supervisor and Radiation Protection Supervisor.
2. Instaphone
3. Station PBX Phones
4. OPX Phones
5. Commercial Phones
6. NRC Emergency Notification System (ENS)
7. Public Address Intercom
8. Radio System
9. NRC Health Physics Network (HPN)
10. NRC Reactor Safety Counterpart Link (RSCL)
11. NRC Protective Measures Counterpart Link (PMCL)
12. NRC Emergency Response Data System (ERDS)
13. NRC Management Counterpart Link (MCL)
14. NRC Local Area Network (LAN) Access

ERF COMMUNICATIONS

TABLE 7.1

Operational Support Center (OSC)

1. Public Address Intercom
2. ARDs to Control Room and TSC
3. Radio System
4. Station PBX phone

Local Emergency Operations Facility (LEOF)

1. ARDs to TSC, CERC News Room, LMC, DEM, Surry County and James City County
2. Instaphone
3. Commercial Phones
4. Radio System
5. Station PBX Phones
6. OPX Phones
7. NRC Emergency Notification System (ENS)
8. NRC Health Physics Network (HPN)
9. NRC Reactor Safety Counterpart Link (RSCL)
10. NRC Protective Measures Counterpart Link (PMCL)
11. NRC Management Counterpart Link (MCL)
12. NRC Local Area Network (LAN) Access

Local Media Center (LMC)

1. Commercial Lines
2. ARDs to LEOF and CERC News Room

Corporate Emergency Response Center (CERC)

1. OPX Phones
2. CEOF ARD to TSC
3. Instaphone monitor

METEOROLOGICAL MONITORING SYSTEM PARAMETERS ⁽¹⁾
TABLE 7.2

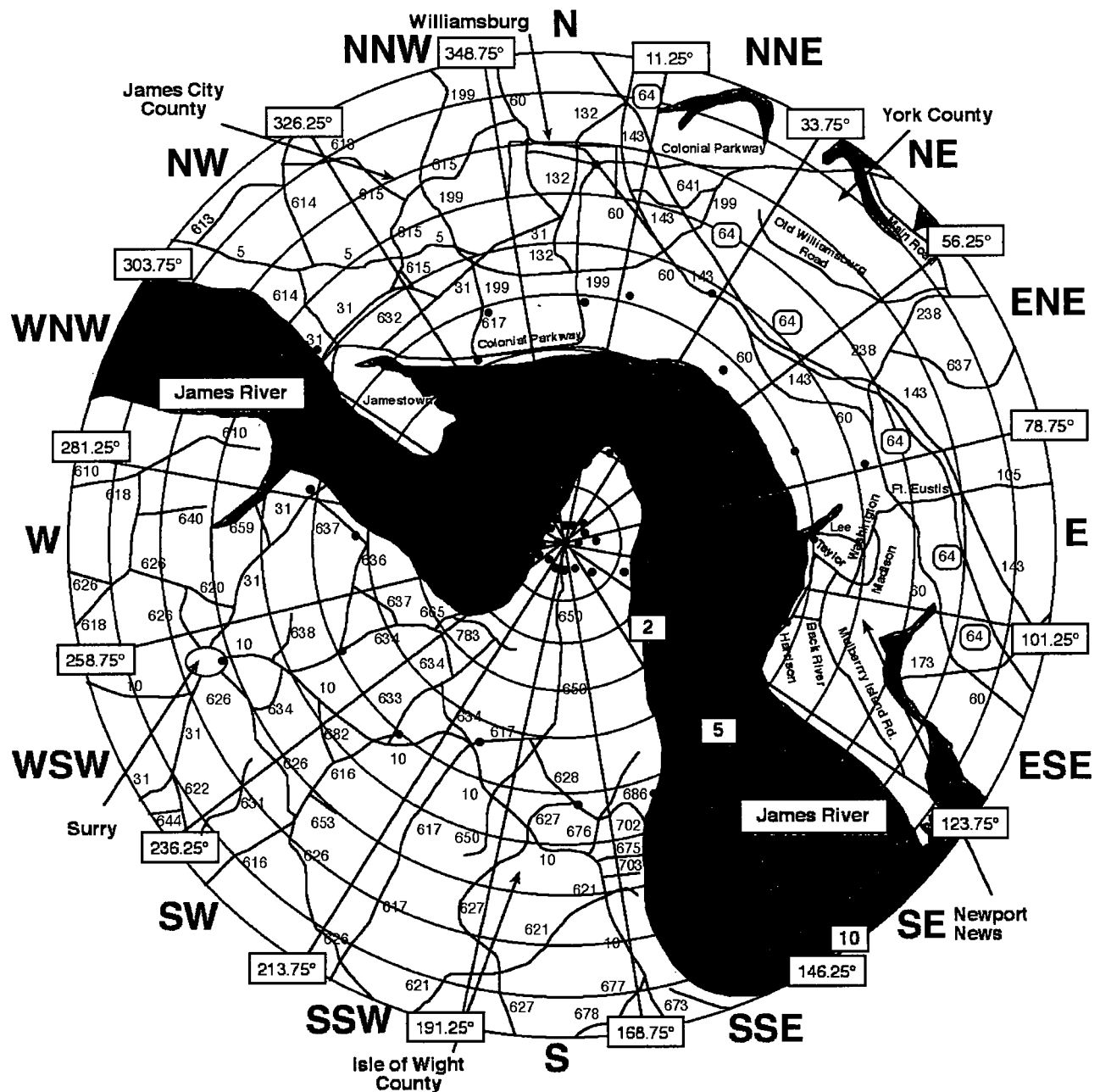
<u>Measurement</u>	<u>Primary Tower</u>			<u>Backup Tower</u>	<u>Control Rm.</u>
	<u>150.0 feet</u>	<u>34.0 feet</u>	<u>Ground</u>	<u>30.3 feet</u>	<u>Readout</u>
Wind Speed	x	x		x	x
Wind Direction	x	x		x	x
Sigma-theta	x	x		x	x ⁽²⁾
	<u>147.4 feet</u>	<u>31.5 feet</u>			
Temperature		x			x
Differential					
Temperature	x	x			x
Dew Point					
Temperature		x			
Precipitation			x		

(1) All data available via dial-up link at Meteorological Operations in Richmond.

(2) Signal from Backup Tower only.

Reference Document: SPS UFSAR, Rev. 29, 2/98.

**SURRY POWER STATION
ENVIRONMENTAL MONITORING LOCATIONS MAP
FIGURE 7.1**

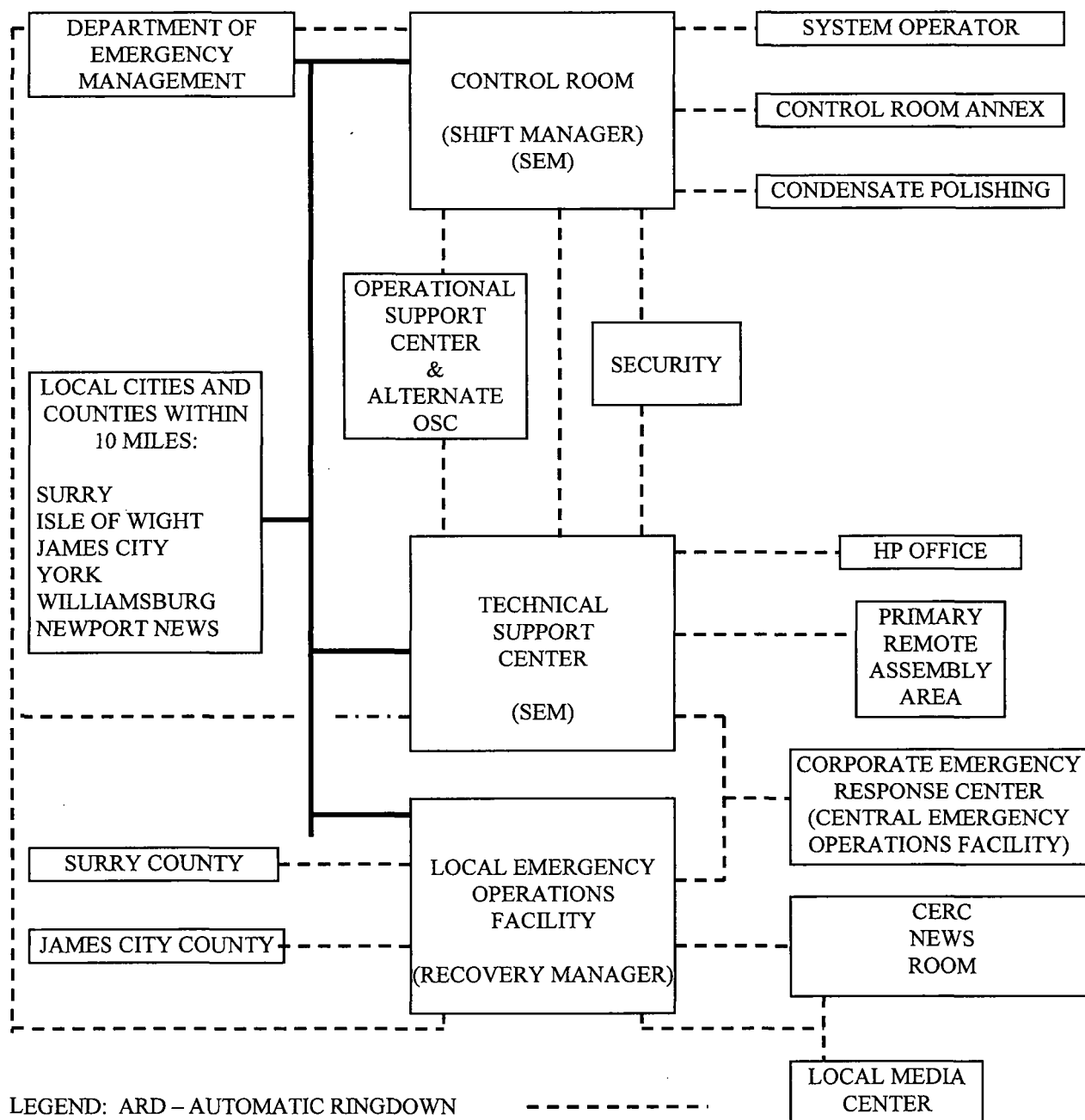


SURRY POWER STATION
ENVIRONMENTAL MONITORING LOCATIONS LISTING^(*)
FIGURE 7.2

<u>Sample Media</u>	<u>Location</u>	<u>Station #</u>	<u>Distance (miles)</u>	<u>Direction</u>	<u>Remarks</u>
Environmental (TLDs)	Control	00	-	-	Onsite
	West North West	02	0.2	WNW	Site Boundary
	Surry Station Discharge	03	0.4	NW	Site Boundary
	North North West	04	0.2	NNW	Site Boundary
	North	05	0.3	N	Site Boundary
	North North East	06	0.3	NNE	Site Boundary
	North East	07	0.3	NE	Site Boundary
	East North East	08	0.4	ENE	Site Boundary
	East	09	0.3	E	Site Boundary
	West	10	0.1	W	Site Boundary
	West South West	11	0.4	WSW	Site Boundary
	South West	12	0.3	SW	Site Boundary
	South South West	13	0.3	SSW	Site Boundary
	South	14	0.4	S	Site Boundary
	South South East	15	0.6	SSE	Site Boundary
	South East	16	0.9	SE	Site Boundary
	Station Intake	18	1.6	ESE	Site Boundary
	Hog Island Reserve	19	2.0	NNE	Near Resident
	Bacons Castle	20	4.5	SSW	Approximately 5 miles
	Route 633	21	4.9	SW	Approximately 5 miles
	Alliance	22	5.1	WSW	Approximately 5 miles
	Surry	23	7.7	WSW	Population Center
	Route 636 and 637	24	4.0	W	Approximately 5 miles
	Scotland Wharf	25	5.0	WNW	Approximately 5 miles
	Jamestown	26	6.3	NW	Approximately 5 miles
	Colonial Parkway	27	3.8	NNW	Approximately 5 miles
	Route 617 and 618	28	4.9	NNW	Approximately 5 miles
	Kingsmill	29	4.6	N	Approximately 5 miles
	Williamsburg	30	7.8	N	Population Center
	Kingsmill North	31	5.5	NNE	Approximately 5 miles
	Budweiser	32	5.8	NNE	Population Center
	Water Plant	33	5.0	NE	Approximately 5 miles
	BASF	34	5.1	ENE	Approximately 5 miles
	Lee Hall	35	7.1	ENE	Population Center
	Goose Island	36	5.1	E	Approximately 5 miles
	Fort Eustis	37	4.9	ESE	Approximately 5 miles
	Newport News	38	19.3	SE	Population Center
	James River Bridge	39	17.1	SE	Control
	Benn's Church	40	17.0	SSE	Control
	Smithfield	41	13.4	SSE	Control
	Rushmere	42	5.3	SSE	Approximately 5 miles
	Route 628	43	5.1	S	Approximately 5 miles
Air Charcoal and Particulate	Surry Station	SS	0.3	NNE	
	Hog Island Reserve	HIR	2.0	NNE	
	Bacons Castle	BC	4.5	SSW	
	Alliance	ALL	5.1	WSW	
	Colonial Parkway	CP	3.8	NNW	
	BASF	BASF	5.1	ENE	
	Fort Eustis	FE	4.9	ESE	
	Newport News	NN	19.3	SE	Control Location

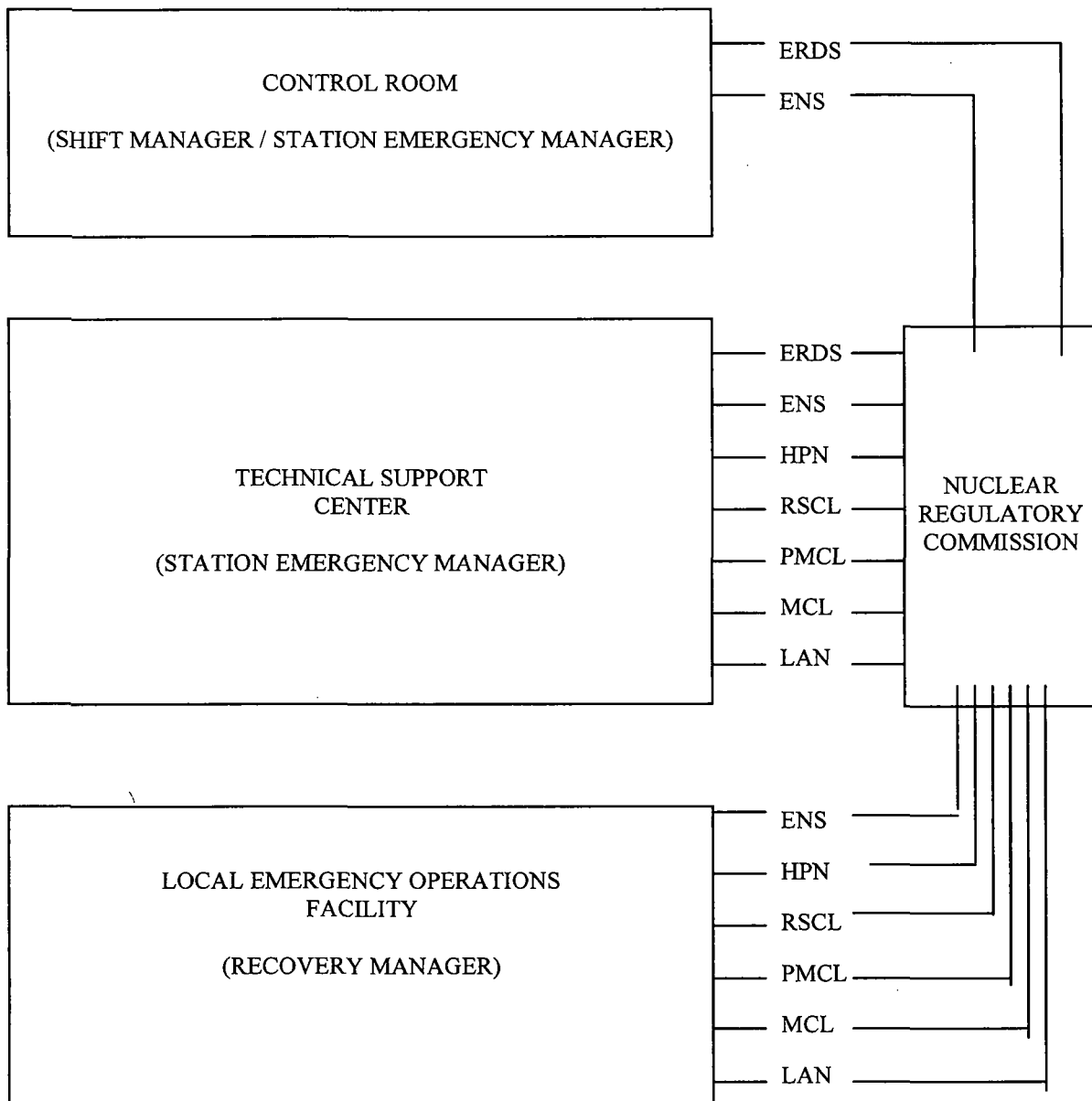
* Reference document: VPAP-2103S, Revision 16, Attachment 8, Environmental Sampling Locations.

COMMUNICATIONS LINKS
FIGURE 7.3



- NOTES:
1. PUBLIC ADDRESS INTERCOM SYSTEM AVAILABLE THROUGHOUT THE STATION.
 2. BASE, PORTABLE AND MOBILE RADIOS ARE USED TO COMMUNICATE BETWEEN FACILITIES, MONITORING AND DAMAGE CONTROL TEAMS, ETC.
 3. PBX, OPX AND COMMERCIAL TELEPHONE LINES ARE ALSO AVAILABLE.

COMMUNICATIONS LINKS - NRC
FIGURE 7.4



LEGEND:

ERDS	-	Emergency Response Data System
ENS	-	Emergency Notification System
HPN	-	Health Physics Network
RSCL	-	Reactor Safety Counterpart Link
PMCL	-	Protective Measures Counterpart Link
MCL	-	Management Counterpart Link
LAN	-	Local Area Network

SURRY POWER STATION
EMERGENCY PLAN

SECTION 8
MAINTAINING EMERGENCY PREPAREDNESS

<u>Part</u>	<u>Subject</u>	<u>Page No.</u>
8.0	Maintaining Emergency Preparedness	8.3
8.1	Responsibilities for Maintaining Emergency Preparedness	8.3
8.2	Maintenance of the Emergency Plan, Emergency Plan Implementing Procedures, and Emergency Personnel Notification List	8.3
8.2.1	Review of the Emergency Plan and Emergency Plan Implementing Procedures	8.3
8.2.2	Review of the Emergency Personnel Notification List	8.4
8.2.3	Distribution of Emergency Plans and Implementing Procedures	8.4
8.2.4	Review of Evacuation Time Estimates	8.4
8.3	Training of Station Personnel	8.4
8.3.1	Responsibilities for Maintaining Emergency Preparedness Training	8.5
8.3.2	Nuclear Employee and Visitor Training	8.5
8.3.3	Emergency Response Personnel Training	8.6
8.3.4	Cognitive Evaluations	8.6
8.3.5	Task Performance Evaluations	8.6
8.3.6	Training Records	8.6
8.4	Training of Offsite Support Personnel	8.7
8.5	Emergency Drills	8.7
8.5.1	Communications Drills	8.8
8.5.2	Fire Drills	8.8
8.5.3	Medical Emergency Drills	8.9
8.5.4	Environmental Monitoring	8.9
8.5.5	Radiological Monitoring Drills	8.9
8.5.6	Combined Functional Drills	8.9

<u>Part</u>	<u>Subject</u>	<u>Page No.</u>
8.6	Emergency Exercises	8.9
8.6.1	Scheduling of Emergency Exercises	8.10
8.6.2	Emergency Exercise Content	8.10
8.6.3	Emergency Exercise Scenarios	8.10
8.6.4	Conduct of Emergency Exercises	8.11
8.6.5	Emergency Exercise Evaluation and Corrective Action	8.11
8.6.6	Records of Emergency Exercises	8.11
8.7	Testing and Maintenance of Emergency	8.11
8.8	Informing the Public	8.12
8.9	Independent Review of the Emergency Preparedness Program	8.12
Table 8.1	Emergency Preparedness Training	8.14

8.0 Maintaining Emergency Preparedness

Dominion has instituted an emergency preparedness program to support development, maintenance and coordination of the company's emergency response capability. The Emergency Plan and associated Emergency Plan Implementing Procedures, which provide specific guidance to emergency response personnel, are revised as required and reviewed at least annually in accordance with this program.

Personnel who may be required to fill emergency response positions receive initial and annual training in their functional responsibilities. Training is also provided to various offsite groups that have agreed to support the station response to an emergency. Dedicated emergency response equipment is kept operational through testing in accordance with an established periodic surveillance program. Periodic drills and a biennial exercise are conducted for training and to identify program strengths and weaknesses. Additionally, the emergency preparedness program provides for the issuance of public information material. This material provides the public with a description of the emergency notification process and guidelines used to protect public health and safety in an emergency. Independent reviews of the emergency preparedness program are also conducted.

8.1 Responsibilities for Maintaining Emergency Preparedness

The President and Chief Nuclear Officer Dominion Nuclear, assigned the overall authority for maintaining emergency preparedness, has delegated the responsibility for program maintenance to the Vice President - Nuclear Support Services, and program implementation to the Vice President - Nuclear Operations. The Vice President - Nuclear Support Services has delegated the responsibility for maintaining emergency preparedness to the Director Nuclear Emergency Preparedness. The Vice President - Nuclear Operations has delegated the responsibility for station emergency preparedness to the Site Vice President. The hierarchy for program maintenance is further outlined in VPAP-2601, "Maintaining Emergency Preparedness."

8.2 Maintenance of the Emergency Plan, Emergency Plan Implementing Procedures, and Emergency Personnel Notification List

Station documents that are required to ensure emergency preparedness include: (1) the Surry Emergency Plan (SEP) and (2) the Emergency Plan Implementing Procedures (EPIPs). Nuclear Emergency Preparedness personnel shall review design changes and initiate appropriate revisions to the SEP and EPIPs when appropriate.

8.2.1 Review of the Emergency Plan and Emergency Plan Implementing Procedures

Nuclear Emergency Preparedness personnel shall review the SEP and its implementing procedures at least annually, certifying that they are adequate and current. Nuclear Emergency Preparedness personnel shall also review the results of independent assessments of the emergency preparedness program and critiques of exercises and drills to evaluate their impact on station emergency preparedness documents. The results of these reviews shall be reported to the Facility Safety Review Committee (FSRC) and the documentation filed by Records Management. The FSRC shall review proposed revisions to these documents and recommend action to the Site Vice President who is responsible for their approval. If a

proposed revision is judged to decrease the effectiveness of these documents with respect to 10CFR50.47(b) or 10CFR50, Appendix E, it shall be submitted to the NRC for approval in accordance with the requirements of 10CFR50.54(q) prior to implementation. Revisions to these documents shall be dated and marks will be placed on the affected pages to indicate where changes have been made.

8.2.2 Review of the Emergency Personnel Notification List

Nuclear Emergency Preparedness personnel shall ensure a review of the Emergency Personnel Notification List is performed at least quarterly, and shall ensure that required revisions are made. Documentation of this review shall be filed by Records Management.

8.2.3 Distribution of Emergency Plans and Implementing Procedures.

In accordance with 10CFR50, Appendix E, revisions to the Emergency Plan and implementing procedures shall be submitted to the NRC within 30 days following the assigned effective date. Revisions to the SEP will also be distributed to those offsite agencies requiring copies in order to perform their emergency response functions.

8.2.4 Review of Evacuation Time Estimates

Nuclear Emergency Preparedness personnel shall ensure evacuation time estimates (ETEs) are developed within 365 days of when U.S. Census Bureau decennial data becomes available. ETEs are a factor considered in the development of off-site protective action recommendations (see Section 6.3.1) and are provided to Commonwealth and local governmental authorities for use in developing off-site protective action strategies. ETEs are reviewed against estimated EPZ permanent resident population changes at least once a year and within 365 days of the date of the previous ETE or its most recent review. Increases of ETEs greater than the limits detailed in 10 CFR 50 Appendix E require the ETE analysis be updated. The decennial ETE and its updates are submitted to NRC as required by 10 CFR 50 Appendix E.

8.3 Training of Station Personnel

The effectiveness of a response to a station emergency relates directly to the level of emergency preparedness maintained by station personnel. Emergency preparedness of station personnel is maintained through an integrated program that includes general orientation for all persons badged at the station and additional detailed training for persons assigned specific emergency response functions to supplement the general orientation and normal job related training.

The primary objectives of this emergency preparedness training program are to:

- a) Ensure emergency response personnel maintain familiarity with the Surry Emergency Plan, its implementing procedures and their functional responsibilities during an emergency
- b) Inform emergency response personnel of their functional role and responsibilities during an emergency
- c) Familiarize emergency response personnel with significant changes to the Surry Emergency Plan and its implementing procedures

8.3.1 Responsibilities for Maintaining Emergency Preparedness Training

To ensure that regulatory requirements and guidance for conducting emergency preparedness training are met, a Nuclear Power Station Emergency Preparedness Training (NPSEPT) Program Guide has been developed. Responsibilities for ensuring adequate emergency preparedness training are provided as follows:

- a. The Site Vice President is responsible for ensuring station personnel are adequately trained in accordance with the NPSEPT Program Guide.
- b. Department directors, managers and supervisors are responsible for ensuring their personnel receive training. This includes designating individuals who may serve as primary, interim or alternate emergency response personnel and ensuring they successfully complete the training specified by the NPSEPT Program Guide.
- c. The Director Nuclear Emergency Preparedness is responsible for developing and scheduling training programs that meet the requirements of this plan, and for maintaining records to document the training.
- d. Nuclear Emergency Preparedness personnel other than those designated to develop training programs will independently ensure that the training required by the NPSEPT Program Guide and this plan is accomplished.

8.3.2 Nuclear Employee and Visitor Training

All persons badged to enter the Protected Area unescorted receive, as part of Nuclear Employee Training, computer-based training (CBT) and annual retraining in the following subjects:

- a) Station Policies and Procedures including, in part:
 - 1) Reporting abnormal conditions (e.g., fire, first aid event, etc.)
 - 2) Fire and First Aid alarms and announcements
 - 3) Response to Fire and First Aid emergencies
- b) Radiation Protection Training including basic principles of radiological safety
- c) Emergency Preparedness Training Overview including:
 - 1) General scope and overview of the Emergency Plan
 - 2) Station Emergency Alarm and announcements
 - 3) Response to Station Emergency Alarm
 - 4) Personnel accountability
 - 5) Visitor control during an emergency
 - 6) Site evacuation
 - 7) Emergency Plan Implementing Procedures
 - 8) Emergency Organization
 - 9) Emergency Control Centers (Emergency Response Facilities)

As appropriate, certain station visitors receive training in some or all of the above subjects in accordance with station administrative procedures.

8.3.3 Emergency Response Personnel Training

Personnel designated to fill interim, primary or alternate emergency response positions will receive training in accordance with the NPSEPT Program Guide. Emergency preparedness training not conducted by the NEP staff is conducted pursuant to supporting department training program guidance. NEP will ensure that this training is consistent with the provisions of the NPSEPT Program Guide. These training programs taken collectively establish the initial training and retraining requirements for all emergency response positions. Table 8.1 provides a listing of select emergency response positions along with an overview of the training provided. Revisions to the NPSEPT Program Guide that affect those descriptions referenced in Table 8.1 will be reflected in the next scheduled revision of this Plan. Equivalency credit for required training sessions may be awarded based on an individual's knowledge of the subject matter. Such credit requires the approval of the Director Nuclear Emergency Preparedness and the Site Vice President.

8.3.4 Cognitive Evaluations

Cognitive evaluations may include self critiques, group discussions, and/or tests administered following completion of NPSEPT training. Evaluations are normally administered by the course instructor and may be scheduled at the end of a work shop, learning activity, instructional unit, or a number of related units. A minimum score of 80% is considered passing on NPSEPT tests. For NPSEPT training incorporated into regularly scheduled continuing training programs, the passing criteria for that training program applies. Individuals failing to successfully complete the required training within the required time frame will be relieved of their emergency response assignments.

8.3.5 Task Performance Evaluations

Task performance evaluations are prescribed for individuals who must perform tasks as responders which are outside of their normal day-to-day responsibilities and may be satisfied through completion of a Job Demonstration Guide (JDG), participation in an appropriate drill or Simulator Exercise, facility training activity or included in classroom learning activities as part of the training requirement. JDG evaluations are conducted by the applicable primary responder, team leader or instructor and are scored on a pass/fail basis.

8.3.6 Training Records

Nuclear Emergency Preparedness is responsible for ensuring that required emergency preparedness training records are maintained. These records are maintained by Records Management. The required emergency preparedness training records include:

- a) Program Records: Attendance sheets, master copies of Job Demonstration Guides, master copies of tests and answer keys, copies of instructor guides, NPSEPT Training Rosters and NPSEPT extensions.
- b) Trainee Records: Completed tests and responder training records.

8.4 Training of Offsite Support Personnel

The various offsite organizations which support the station during an emergency receive training as part of their own emergency preparedness programs. For example, corporate personnel receive emergency preparedness training as part of the Corporate Emergency Response Plan, and the State and local governments conduct training for their personnel as part of their Radiological Emergency Response Plan program. However, in order to promote effective emergency response capability, the station offers site specific emergency response training on an annual basis to local offsite emergency support organizations which have agreed to provide assistance. The organizations include the Commonwealth of Virginia Department of State Police and local county sheriff's department, volunteer fire companies, and rescue squads.

The annual training shall address the following:

- a) The basic scope of the Surry Power Station Emergency Plan
- b) Emergency classifications
- c) Notification methods
- d) Basic radiation protection
- e) Station access procedures
- f) The individual, by title, in the station emergency response organization who will direct their activities onsite
- g) Definition of their support roles

Training offered to local offsite support organizations will be coordinated with Station Safety and Loss Prevention or Station Security, as appropriate. Station Safety and Loss Prevention, Security and/or Nuclear Training may assist in the conduct of offsite training. Records of the training shall be maintained and filed by Records Management, and shall include letters of invitation (or record of telephone invitation), attendance sheets, and the curriculum outline.

8.5 Emergency Drills

As a part of maintaining emergency preparedness, periodic drills shall be conducted. The primary objectives of drills are to:

- a) Ensure that facilities, equipment, and communication systems function as required
- b) Demonstrate the adequacy of procedures used during an emergency response
- c) Familiarize station emergency response personnel with planned emergency response actions
- d) Disclose deficiencies which may require corrective action

Drills may be conducted independently, in conjunction with another drill, or as part of an exercise.

The individual responsible for the drill shall ensure that all necessary documentation is maintained.

A scenario will be developed to support the conduct of each drill. The scenario should be designed to allow for open decision-making (free-play). If a drill is conducted in conjunction with another drill or as part of an exercise, the drill scenario, objectives and narrative shall be incorporated into the overall drill/exercise package. Drill packages shall include:

- a) Objectives of the drill
- b) Evaluation criteria for the drill
- c) Date and time period of the drill
- d) Participating personnel or organizations
- e) A narrative summary describing the overall integration of scenario events (e.g., simulated casualties, offsite assistance, rescue of personnel, simulated activity levels, and deployment of monitoring teams)
- f) A time schedule of the real and simulated events

It is not required that all emergency response personnel assigned a particular emergency function participate in a drill covering that function. State and local governments will be allowed to participate in drills at their request. Participation by offsite organizations may be simulated.

Drills shall be controlled and observed by individuals qualified to conduct and evaluate the drill. Critiques will be used to document the evaluation of the drill. Deficiencies identified as a result of the drill evaluation will be presented to Station Management, and corrective actions will be coordinated through NEP.

Records of each drill will be maintained by Records Management and include the drill scenario package and the post-drill critique. Records of specific drills held in conjunction with an exercise may be integrated into the emergency exercise package (i.e., scope, objectives, critique, etc.).

The types and frequencies of drills conducted at the station are designated below.

Provisions for conducting post accident sampling drills, previously addressed herein, became obsolete upon implementation of contingency plans for obtaining and analyzing highly radioactive samples of reactor coolant, containment sump, and containment atmosphere. Although these contingency plans must be available during an accident; they do not have to be carried out in emergency plan drills or exercises. (Reference NRC Letter, Subject: Surry Units 1 and 2 - Issuance of Amendments Re: Elimination of Post-Accident Sampling System Requirements, dated December 18, 2001, Serial No. 01-761)

8.5.1 Communications Drills

Communications drills shall be conducted at least once per calendar year and shall include:

- a) Use of emergency communications systems between the Control Room, the TSC, the LEOF, the OSC, the NRC Operations Center, the State EOC, the county EOCs, and the Onsite and Offsite Monitoring Teams
- b) Sending, receiving, and verification of message content

8.5.2 Fire Drills

Fire drills shall be conducted in accordance with the requirements of the Surry Fire Protection Program.

8.5.3 Medical Emergency Drills

Medical Emergency drills shall be conducted at least once per calendar year and shall include:

- a) A simulated contaminated injured individual
- b) Participation by a local rescue squad
- c) Transport to an offsite medical facility
- d) Participation by the offsite medical facility

8.5.4 Environmental Monitoring Drills

Environmental Monitoring drills shall be conducted at least once per calendar year and shall include:

- a) Collection of water, vegetation, soil, and air samples both onsite and offsite, as appropriate
- b) Analysis of the above samples
- c) Use of communications with the monitoring teams
- d) Use of the appropriate procedures for collecting and analyzing samples and recording results

8.5.5 Radiological Monitoring Drills

Radiological Monitoring drills shall be conducted semi-annually with a maximum allowable grace period not to exceed 25%, and shall include:

- a) Response to simulated elevated airborne and/or liquid activity levels, as appropriate
- b) Response to simulated elevated area radiation levels
- c) Analysis of the simulated radiological situation using the appropriate procedures

8.5.6 Combined Functional Drills

Combined Functional drills shall be conducted at least once during the interval between biennial exercises and involve a combination of some of the principal functional areas of onsite emergency response capabilities, such as:

- a) Management and coordination of emergency response
- b) Accident assessment
- c) Protective action decision making
- d) Plant system repair and corrective action

8.6 Emergency Exercises

An emergency exercise shall be conducted with a stated scope and objectives. The primary objectives of an emergency exercise are to:

- a) Check the integrated capability of the various emergency response organizations to respond to an emergency
- b) Test a major portion of the basic elements existing within the emergency response plans and organizations
- c) Demonstrate the adequacy of procedures used during an emergency
- d) Provide an opportunity for emergency response personnel to demonstrate their ability to perform planned emergency response actions
- e) Disclose deficiencies which may require corrective action

8.6.1 Scheduling of Emergency Exercises

An emergency exercise shall be conducted at Surry Power Station at least once per biennium, normally on odd numbered years. All biennial exercises must include demonstration of response to at least the Site Area Emergency classification level.

At least once every eight-year exercise cycle, a drill or exercise should be initiated between 6:00 pm and 4:00 am. Unannounced exercises or drills are conducted on a periodic basis to the extent such exercises can be supported by affected internal and external organizations.

8.6.2 Emergency Exercise Content

Exercises are conducted on a periodic basis. The exercises allow demonstration of the key skills specific to emergency response duties in the Control Room, TSC, OSC, EOF, and Joint Information Center in order to implement the principal functional areas of emergency response. The exercises:

- a) Test the adequacy of timing and content of implementing procedures and methods
- b) Test emergency equipment and communications networks
- c) Test the public notification system
- d) Test the familiarity of emergency organization personnel with their duties

Scenarios are varied so major elements of the state, local and station plans and preparedness organizations are tested, including, at least once during the 8-year exercise cycle, the following:

- a) Hostile action directed at the plant site
- b) No radiological release or an unplanned minimal radiological release that does not require public protective actions
- c) An initial classification of or rapid escalation to a Site Area Emergency or General Emergency
- d) Implementation of strategies, procedures, and guidance developed under §50.54(hh)(2)
- e) Integration of offsite resources with onsite response

8.6.3 Emergency Exercise Scenarios

Each emergency exercise shall be based on a preplanned written scenario. The overall exercise package shall address, but not be limited to:

- a) Basic performance objectives of the exercise
- b) Evaluation criteria used to check demonstration of performance objectives
- c) Date, initiation time, and exercise duration
- d) Participating organizations
- e) Simulated events
- f) Time schedule of the real and simulated events
- g) A narrative summary describing the overall integration of scenario events such as simulated casualties, offsite assistance, rescue of personnel, use of protective equipment, simulated activity and radiation levels, and deployment of monitoring teams
- h) a description of the number, locations, and duties of the exercise controllers; and
- i) a description of the arrangements made for and advance materials to be provided to the controllers.

Advance knowledge of the scenario shall be minimized to ensure realistic participation by those involved.

8.6.4 Conduct of Emergency Exercises

The emergency exercise will be initiated and supervised by controllers. These controllers shall ensure that:

- a) the information supplied to the participants is of sufficient detail to allow realistic analysis of the simulated events and to provide a basis for rational decision making;
- b) the information is supplied on a real time basis; and
- c) the exercise is not so structured as to prevent free play and independent decision making on the part of the participants.

8.6.5 Emergency Exercise Evaluation and Corrective Action

Emergency exercises shall be evaluated by qualified controllers. Controllers shall be selected based on expertise, knowledge of the areas to be evaluated, and familiarity with emergency response requirements. Observers may include personnel from federal, state, or local governments. The specific areas to be evaluated by the controllers will be defined in the form of pre-printed critique sheets.

Critiques will be held as soon as practicable after the exercise. Critiques should be attended by exercise controllers and key participants. Notes of critique comments shall be recorded.

Controllers shall complete critique sheets documenting their observations. Critique sheets shall be submitted in accordance with the schedule established for the exercise.

Within 60 days of the exercise, a Post-Exercise Critique Report shall be issued. Identified corrective actions will then be assigned for implementation.

8.6.6 Records of Emergency Exercises

The exercise scenario package and Post-Exercise Critique are filed by Records Management.

8.7 Testing and Maintenance of Emergency Equipment

Emergency equipment shall be periodically tested to identify and correct deficiencies in accordance with administrative procedures. For inventory purposes, an item-by-item count is not required if a mechanism is in place to assure the container has not been compromised since the previous satisfactory check. Inventories and tests shall be documented and forwarded to Records Management.

The testing shall include:

- a) The contents of the emergency kits dedicated for emergency use shall be inventoried quarterly and following each use. The Manager Radiological Protection shall ensure these tests are conducted and documented.
- b) Dedicated emergency survey instrumentation shall be inventoried and operationally checked quarterly and following each use. They shall be calibrated in accordance with manufacturer's recommendations. The Manager Radiological Protection shall ensure these tests are conducted and documented.
- c) Self-contained breathing apparatus shall be inspected and operationally checked monthly and

following use during an emergency. The Manager Radiological Protection shall ensure these tests are conducted and documented.

- d) State and local ring down loop (Insta-phone) extensions and the ringdown phone to the State EOC located at the station and LEOF shall be operationally checked on a monthly basis. In addition, NRC Emergency Notification System extensions and NRC Health Physics Network extensions located at the station and LEOF shall be operationally checked monthly. Nuclear Emergency Preparedness personnel shall ensure these tests are conducted and documented.

8.8 Informing the Public

Information describing the emergency notification process as well as actions that should be taken in the event of an emergency shall be provided to the public on an annual basis. Information provided to the public shall include:

- a) Educational information on radiation
- b) Contact points for additional information
- c) Special needs of the handicapped
- d) Initial actions following Early Warning System activation
- e) Protective actions, such as sheltering or evacuation
- f) Evacuation routes

The company will coordinate its efforts with State and local authorities to ensure the public is informed by using the best means available. These means may include:

- a) Information in telephone books
- b) Utility bill inserts
- c) Newspaper ads
- d) Postings in public areas
- e) Information in calendars distributed to residents

The information will be distributed to ensure coverage within the 10 mile emergency planning zone.

The company shall also establish a telephone system for dealing with rumors. The telephone numbers will be announced over the Emergency Alert System and individuals within the 10 mile emergency planning zone will be invited to call collect.

The Director Nuclear Emergency Preparedness shall ensure that a program to acquaint the news media with the following information is offered on an annual basis:

- a) Emergency plans
- b) Information concerning radiation
- c) Points of contact for release of public information in an emergency.

8.9 Independent Review of the Emergency Preparedness Program

An independent review of the emergency preparedness program shall be conducted either:

- a) at intervals not to exceed 12 months or
- b) as necessary, based on an assessment against performance indicators, and as soon as

reasonably practicable after a change occurs in personnel, procedures, equipment, or facilities that potentially could affect emergency preparedness, but no longer than 12 months after the change. In any case, all elements of the emergency preparedness program shall be reviewed every 24 months.

This review shall be conducted in accordance with 10 CFR 50.54 (t). This review shall include:

- a) The Surry Emergency Plan and Implementing Procedures
- b) Emergency Plan training
- c) Emergency drills
- d) Emergency exercises
- e) Emergency equipment
- f) Interfaces with State and local governments
- g) Required records and documentation

This review shall be conducted by an internal company organization or outside consultant which has no direct responsibility for emergency preparedness.

The results of the review and recommendations for improvements shall be documented and reported to company management. The results regarding adequacy of interface between Dominion and State and local governments shall be made available to the cognizant offsite authority. Recommendations for improvement shall be evaluated and, when appropriate, assigned for corrective action.

The following records shall be filed by Records Management and maintained for 5 years:

- a) The review results and recommended improvements
- b) The answers to the recommended improvements
- c) A description of the corrective actions taken

TABLE 8.1
EMERGENCY PREPAREDNESS TRAINING

<u>EMERGENCY RESPONSE POSITION</u>	<u>SCOPE OF TRAINING</u>
	(See Footnotes)
Station Emergency Manager	1,2,7,13,15
Shift Technical Advisor	1,2,13,15
Emergency Communicator	1,3,13
Emergency Procedures Coordinator	1,2,13
Emergency Operations Director	1,2,13,15
Emergency Maintenance Director	1,4,6,13
Emergency Technical Director	1,6,13,15
Emergency Administrative Director	1,6,7,13
Radiological Assessment Director	1,9,10,11,13,15
Radiation Protection Supervisor	1,10,11,13
Operational Support Center Director	1,4,5,13
OSC Support Team	1,4,5,13
Technical Support Team	1,6,13,15
Chemistry Team	1,12,13
Administrative Support Team	
- Team Leader	1,6,8,13
- Clerical Personnel	1,6,13
- Loss Prevention/Safety Personnel	1,13,14
Security Team	1,8,13
Dose Assessment Team	1,9,13
Sample Analysis and Monitoring Teams	1,11,13
Fire Brigade	1,13,14
First Aid Team	1,13,14
Damage Control Team	1,4,13
Search and Rescue Team	1,13,14

SCOPE OF TRAINING FOOTNOTES:

1. Training provided to all emergency response personnel emphasizes an overview of: Emergency organization, emergency classification system, personnel accountability, emergency exposure limits, emergency response facilities, security access control and site evacuation process, and exposure control techniques. Station badged responders will receive this training as part of Nuclear Employee Training.
2. Training provided emphasizes: Assessing emergencies, classifying emergencies, notification systems, contaminated injured personnel actions, site evacuation, emergency radiation exposure authorization, offsite support group capabilities, and recovery.
3. Training provided emphasizes: Notifications and reports to offsite authorities and communication systems as appropriate for individual position assignments.
4. Training provided emphasizes: Emergency Plan and Damage Control Team organization, communication systems, and planning and coordination of damage control tasks.
5. Training provided emphasizes: Activation and administration of the Operational Support Center.
6. Training provided emphasizes: The activation and administration of the Technical Support Center.
7. Training provided emphasizes: Site evacuation procedures.
8. Training provided emphasizes: Notification of station personnel, personnel accountability/evacuation, and station access control during an emergency. The Security Department is responsible for the conduct of this training and ensuring that documentation is properly maintained for Security Department personnel.
9. Training provided emphasizes: Dose assessment.
10. Training provided emphasizes: Control of emergency Health Physics organization, emergency exposure evaluation and protective measures.

11. Training provided emphasizes: Respiratory protection, personnel decontamination, inplant monitoring, offsite monitoring, monitoring of emergency centers and remote assembly areas, contaminated injuries, and radio communications as appropriate for individual position assignments.
12. Training provided emphasizes: Chemistry sampling and high level activity sample analysis under emergency conditions.
13. Training provided emphasizes: Organizational interfaces and responsibilities appropriate for individual position assignments.
14. Training provided emphasizes: Emergency organizational interfaces, search and rescue procedures, and communications systems. Fire Brigade members shall also receive Fire Brigade training as required by the Surry Power Station Fire Protection Program. First Aid Team members shall also receive training as required by station administrative procedures which meet the requirements of the Accident Prevention Manual.
15. Training provided emphasizes: Use of the Emergency Response Facility Computer System appropriate for individual position assignments.

SURRY POWER STATION
EMERGENCY PLAN

SECTION 9
RECOVERY

<u>Part</u>	<u>Subject</u>	<u>Page No.</u>
9.0	Recovery	9.2
9.1	Recovery Methodology	9.2
9.2	Population Exposure	9.2

9.0 Recovery

The recovery process will be managed by a special, designated organization composed of Dominion personnel. The recovery organization is described in the Corporate Emergency Response Plan and further outlined in an EPIP specifically designed for administration of the recovery process. The basic organization may be modified as required to address the needs of the given situation. The Recovery Manager assumes control and direction of the recovery operation with the authority and responsibilities set forth in the Corporate Emergency Response Plan and EIPs.

The recovery process is implemented when the Recovery Manager and the Station Emergency Manager, with concurrence of State and Federal agencies, have determined the station to be in a stable and controlled condition. Upon the determination, the Recovery Manager shall notify the NRC Operations Center, the State Emergency Operations Center, and the Local County Emergency Operations Centers that the emergency has been terminated and any required recovery has commenced.

9.1 Recovery Methodology

The recovery organization will develop plans and procedures designed to address both immediate and long-term actions. The necessity to maintain protective measures implemented during the emergency will be evaluated and, if deemed appropriate, the recovery organization will recommend relaxation of the protective measures.

The following conditions shall be considered appropriate for the recommendation to relax protection measures:

- a. Station parameters of operation no longer indicate a potential or actual emergency exists.
- b. The release of radioactivity from the Station is controllable, no longer exceeds permissible levels and does not present a credible danger to the public.
- c. The Station is capable of sustaining itself in a long term shutdown condition.

Because it is not possible to foresee all of the consequences of an event, specific recovery procedures may need to be written to address specialized requirements. Where possible, existing station procedures will be utilized in the areas of operations, maintenance and radiological controls. Any special recovery procedures will require the same review and approval process accorded other station procedures and, as such, will require the approval of the Facility Safety Review Committee (FSRC).

9.2 Population Exposure

Total population doses shall be periodically estimated in the affected sectors and zones utilizing population distribution data from within the emergency planning zones.

Station personnel initially determine Total Effective Dose Equivalent (TEDE) due to external exposure from airborne material, external exposure from ground deposition, and internal exposure due to inhalation. Initial calculations are also performed for determination of Thyroid Committed Dose Equivalent (CDE) resulting from inhalation of radioiodines. The methodology used is consistent with that presented in EPA-400-R-92-001, MANUAL OF PROTECTIVE ACTION GUIDES AND PROTECTIVE ACTIONS FOR NUCLEAR INCIDENTS.

Determination of total population doses will be performed utilizing the Meteorological Information and Dose Assessment System (MIDAS) computer code or equivalent, and will include assessments of exposure received from (but not necessarily limited to) immersion, inhalation, ground shine, and ingestion of radioactive materials.

SURRY POWER STATION
EMERGENCY PLAN

SECTION 10
APPENDICES

<u>Part</u>	<u>Subject</u>
10.1	Agreement Letters
10.2	Radiation Emergency Plan, MCVH/VCU - Dominion Power
10.3	Federal Radiological Monitoring and Assessment Center (FRMAC) Operations Plan
10.4	Evacuation Time Study
10.5	EPIP Emergency Plan Cross Reference
10.6	NUREG-0654/Emergency Plan Cross Reference
10.7	Emergency Kit Contents
10.8	Emergency Classification/Initiating Conditions

AGREEMENT LETTERS

Federal Agencies: U.S. Department of Energy - Field Office, Oak Ridge
U.S. Department of Transportation - Fifth Coast Guard District

State Agencies: State Department of Emergency Management
State Department of Health
State Police - Fifth Division Chesapeake
State Department of Game and Inland Fisheries
Virginia Department of Transportation
Virginia Commonwealth University Medical Center

Local Agencies: Surry - Chairman, Board of Supervisors
Surry - Sheriff
Surry - Volunteer Rescue Squad
Surry - Volunteer Fire Department
Isle of Wight - County Administrator
Isle of Wight - Sheriff
Isle of Wight - Volunteer Rescue Squad
Smithfield - Volunteer Fire Department
Rushmere Volunteer Fire Department
Newport News - City Manager
York - County Administrator
York - Sheriff
Williamsburg - City Manager
James City - County Administrator



Department of Energy
National Nuclear Security Administration
Oak Ridge Office
P.O. Box 2001
Oak Ridge, Tennessee 37831



March 13, 2014

Mr. Paul A. Blasioli
Director In Charge Nuclear Support Services
Dominion Resources Services, Inc.
5000 Dominion Blvd.
Glen Allen, VA 23060

Dear Mr. Blasioli:

**U.S. DEPARTMENT OF ENERGY (DOE) RADIOLOGICAL ASSISTANCE
AVAILABILITY FOR NORTH ANNA AND SURRY NUCLEAR POWER STATIONS**

This letter is in response to the February 19, 2014 letter from you concerning the above subject. You requested that the Letter of Agreement for the availability of the DOE/National Nuclear Security Administration (NNSA) Radiological Assistance from RAP Region 2 be updated. This letter supercedes all previous such letters between your organization and the DOE Oak Ridge Office (ORO).

The current version of the DOE/NNSA Radiological Assistance Program, Region 2, Regional Plan is dated December 2006, and should be on file at your office. If you are unable to locate your copy, please let us know and an electronic PDF version will be provided to you. Please note that this document is currently undergoing a revision and once completed and approved, it will be provided to you electronically.

This plan sets forth the procedure for obtaining radiological assistance and conditions pertaining to the scope that DOE will provide in support of your facility. Prior to dispatch of radiological assistance, we will consult with the Nuclear Regulatory Commission (NRC) and the appropriate state authorities to ensure that they are informed of the request and that there are not any duplication of efforts. The type and duration of radiological assistance provided will depend on the severity of the incident and will be limited to advice and emergency actions essential for the control of immediate hazards to health and safety. Please recognize that RAP Region 2 also has the responsibility and capabilities to coordinate the request and arrival of additional DOE/NNSA Emergency Response Assets, should the situation warrant.

We understand that the combined license application Dominion submitted to the Nuclear Regulatory Commission for the proposed North Anna Unit 3 was revised in 2013 to reflect General Electric – Hitachi's Economic Simplified Boiling Water (ESBWR) design. This application was submitted to allow Dominion to consider a new nuclear plant among a host of generation options for new base load generation.

Mr. Paul A. Blasioli

- 2 -

If you have any questions or require additional information, please contact me at
(865) 576-9740.

Sincerely,

A handwritten signature in black ink, appearing to read "Steven M. Johnson". The signature is fluid and cursive, with the first name "Steven" being more prominent.

Steven M. Johnson
Regional Response Coordinator
RAP Region 2

U.S. Department of
Homeland Security

United States
Coast Guard



Commanding Officer
United States Coast Guard
Fifth Coast Guard District

431 Crawford Street
Portsmouth, VA 23704

Staff Symbol: Dx
Phone: 757-398-6585
Fax: 757-391-8149
Email: David.T.Ormes@uscg.mil

5050
April 30, 2014

Mr. Russell Savedge, Jr
Nuclear Protection Services and Emergency Preparedness
5000 Dominion Blvd. 2SE
Glen Allen, VA 23060

Dear Savedge,

In reference to your letter dated February 19, 2014 the Fifth Coast Guard District has resources available that can respond to an emergency at the Surry Power Station. Coast Guard assistance during an emergency will primarily consist of controlling vessel traffic on the James River in the vicinity of the power station, broadcasting notice to mariners regarding the emergency, and rendering other traditional humanitarian aid.

The initial emergency report and request for Coast Guard assistance should be directed to the U. S. Coast Guard, Sector Hampton Roads, Norfolk, Virginia, 24-hour telephone number 757-484-8192. The alternate unit to whom the report can be made is the Coast Guard Fifth District/Atlantic Area Command Center, 24-hour telephone number 757-398-6231.

The commitment of the Coast Guard resources in any particular instance is always conditional upon the availability and limitations of such resources including consideration of other competing demands. Of paramount concern to us is the safety of Coast Guard personnel while assisting in these instances.

Each of our organizational elements involved has a copy of your emergency plan. To remain current and effective, it is important that four copies of all subsequent revisions be forwarded to the above address for distribution within our organization.

Sincerely,

A handwritten signature in black ink, appearing to read "David T. Ormes", written over a horizontal line.

DAVID T. ORMES
Incident Management & Preparedness Advisor

Copy: Sector Hampton Roads
Atlantic Area (Ap)



COMMONWEALTH of VIRGINIA

Department of Emergency Management

MICHAEL M. CLINE
State Coordinator

JACK E. KING
Chief Deputy Coordinator

BRETT A. BURDICK
Deputy Coordinator

10501 Trade Court
Richmond, Virginia 23236-3713
(804) 897-6500
(TDD) 674-2417
FAX (804) 897-6506

March 14, 2014

Mr. Paul A. Blasioli
Director In Charge - Nuclear Support Services
Dominion Resources Services, Inc.
Innsbrook Technical Center
5000 Dominion Boulevard, 2SE
Glen Allen, VA 23060

Dear Mr. Blasioli:

Reference is made to your letter of February 19, 2014, regarding the need to update our Letter of Agreement in compliance with the federal criteria prescribed by NUREG 0654/FEMA-REP-1.

We have reviewed the North Anna and Surry Power Stations' emergency plans and are assured that they properly interface with the state Radiological Emergency Response Plan (RERP), which is a part of the Commonwealth of Virginia Emergency Operations Plan (COVEOP), as well as with the local RERPs, site-specific to either power station. Upon receiving notification of a radiological accident at a Dominion Generation nuclear power station, state agencies and local governments will implement their Radiological Emergency Response Plans in accordance with state and local government procedures. Specifically, the Virginia Department of Emergency Management (VDEM) agrees to implement all or parts of the following actions in the event of a radiological emergency at either plant site:

1. Operate Virginia Emergency Operations Center (VEOC).
2. Provide VDEM on-scene coordinator(s) to the EOF.
3. Provide warning in coordination with other state and local government agencies and the nuclear facility operator.
4. Provide emergency communications.
5. Coordinate emergency response actions of federal and state agencies.
6. Notify the following federal agencies of a radiological emergency:
 - a. Federal Emergency Management Agency (FEMA) when the emergency action level at the power facility is classed as an Alert. Also provide updated information and request assistance, if required, when the

"Working to Protect People, Property and Our Communities"

Mr. Paul A. Blasioli
Page 2
March 14, 2014

- emergency action level is classed as a Site Area Emergency or General Emergency.
- b. Federal Aviation Administration air controllers at Richmond International Airport of a radiological emergency and request that aircraft be instructed to avoid affected airspace until notified otherwise.
 - c. Commander, Fifth U.S. Coast Guard District of a radiological emergency at the Surry Power Station and request establishment of traffic control of boats and ships on the James River in the vicinity of the power station.
 - d. Fort Eustis in the event of an incident at the Surry Power Station that could affect the health and safety of personnel stationed at his military installation.
7. Notify CSX Transportation of a radiological emergency at the North Anna or Surry Power Station and request that rail service in the affected area be discontinued temporarily.
 8. Notify the State Bureau of Radiological Health, Department of Health immediately of all classes of accidents and incidents reported by operators of nuclear facilities.
 9. Notify the Virginia Department of Transportation to establish roadblocks and to temporarily terminate ferry service between James City County and Surry County, when appropriate.
 10. Notify other state agencies that have emergency task assignments identified in the State RERP.
 11. Notify the state of Maryland EOC of radiological accidents at the North Anna Power Station resulting in either a Site Area Emergency or General Emergency. Notify the state of North Carolina EOC of radiological accidents at the Surry Power Station resulting in either a Site Area Emergency or General Emergency.
 12. Provide public information based on information furnished by the Department of Health and the nuclear facility operator.
 13. Request assistance from the federal government in accordance with the Federal Radiological Emergency Response Plan (FRERP) and the National Response Framework (NRF).
 14. Specifically, the Commonwealth, through the Virginia Emergency Response Team (VERT) led by the Virginia Department of Emergency Management (VDEM), will support Dominion's efforts to obtain necessary resources, as appropriate.

In support of the emergency response actions stated above, we will, on an annual basis, perform the following missions:

1. Assist state agencies and political subdivisions in the development, promotion, and maintenance of plans, procedures, and preparedness programs.

Mr. Paul A. Blasioli
Page 3
March 14, 2014

2. Coordinate radiological emergency response training and conduct annual training programs.
3. Maintain a list of media representatives, including names and telephone numbers; as necessary, issue news releases respective to emergency operations involving the North Anna and Surry Power Stations.

We understand that the combined license application Dominion submitted to the Nuclear Regulatory Commission for the proposed North Anna Unit 3 was revised in 2013 to reflect General Electric – Hitachi's Economic Simplified Boiling Water (ESBWR) design. The application was submitted to allow Dominion to consider a new nuclear plant among a host of generation options for new base load generation.

These actions are authorized by the Governor of Virginia (Executive Order Number Nineteen (90) and are consonant with the Commonwealth of Virginia Emergency Services and Disaster Law of 2000 (Code of Virginia, Chapter 3.2, Title 44) as amended.

Sincerely,



Brett A. Burdick

BAB/ASW/mp



COMMONWEALTH of VIRGINIA

Department of Health

P O BOX 2448
RICHMOND, VA 23218

TTY 7-1-1 OR
1-800-828-1120

March 12, 2014

Mr. Paul Blasioli
Director in Charge – Nuclear Support Services
Dominion Generation
Innsbrook Technical Center
5000 Dominion Boulevard, 2 SE
Glen Allen, Virginia 23060

Dear Mr. Blasioli:

Thank you for your letter of February 19, 2014 requesting renewal of our biennial Letter of Agreement affirming emergency response support for the North Anna and Surry Power Stations.

By this letter, we are renewing our commitment to respond to any radiological emergency at the North Anna and Surry Power Station. The Virginia Department of Emergency Management (VDEM) is the lead agency for the Commonwealth in providing a coordinated emergency response strategy. VDEM's State Coordinator of Emergency Management coordinates such efforts under the framework of the Commonwealth of Virginia Radiological Emergency Response Plan (COVERRP). The Virginia Department of Health (VDH) is committed to providing its support to the State Coordinator of Emergency Management in the implementation of the COVERRP.

We understand that the combined license application Dominion submitted to the Nuclear Regulatory Commission for the proposed North Anna Unit 3 was revised in 2013 to reflect the General Electric – Hitachi's Economic Simplified Boiling Water (ESBWR) design. This application was submitted to allow Dominion to consider a new nuclear plant among a host of generation options for new base load generation. In the future, should it be decided to construct this reactor, our existing arrangements would apply to this new unit at the North Anna site.

Please contact Mr. Steven A. Harrison, Director - Office of Radiological Health at (804) 864-8151 or by email at steve.harrison@vdh.virginia.gov should you have any questions or require additional information relating to this correspondence.

Sincerely,

A handwritten signature in black ink, appearing to read "Marissa J. Levine".

Marissa J. Levine, MD, MPH
Interim State Health Commissioner

VDH VIRGINIA
DEPARTMENT
OF HEALTH
Protecting you and your environment
www.vdh.state.va.us



COMMONWEALTH OF VIRGINIA
DEPARTMENT OF STATE POLICE

P. O. Box 3311
Hampton, Virginia 23663

April 28, 2014

Dominion Resources Services, Inc.
5000 Dominion Blvd.
Glen Allen, VA 23060

Attention: Mr. Russell R. Savedge, Jr.
Emergency Preparedness Specialist

Dear Mr. Savedge:

We have reviewed the Surry Emergency Plans and we will provide all possible assistance in the event of an emergency.

We agree to provide the following support to any emergency that may occur at the Surry Power Station upon the direction of the Department of Emergency Management.

1. Assist local officials in disseminating warning.
2. Assist in evacuation in coordination with local officials.
3. Enforce access/egress provision in controlled areas, when established in coordination with local officials.
4. Provide traffic control.
5. Assist to the extent possible in radiological monitoring of vehicles and personnel at traffic control points.

Sincerely,

A handwritten signature in black ink that reads "Robert P. Chappell, Jr.".

Captain Robert P. Chappell, Jr.
Division Five Commander

RPCjr/rhm



Molly J. Ward
Secretary of Natural Resources

COMMONWEALTH of VIRGINIA

Department of Game and Inland Fisheries

March 10, 2014

Robert W. Duncan
Executive Director

Paul A. Blasioli
Director In Charge – Nuclear Support Services
Dominion Resources Services, Inc.,
5000 Dominion Boulevard, SE
Glen Allen, VA 23060

Dear Mr. Blasioli:

The Department of Game and Inland Fisheries (DGIF) remains in agreement with emergency response plans for the Surry and North Anna Power Stations. As we have previously agreed, this agency will continue to assist you in future emergency situations, as outlined in your plan, to the greatest extent possible at the time any emergency might evolve.

We agree to provide the support listed in Appendix 1, Task Assignments, Virginia Radiological Emergency Response Plan. These services will be provided at the Surry and North Anna Power Stations as directed by the Virginia Department of Emergency Management.

We understand that the combined license application Dominion submitted to the Nuclear Regulatory Commission for the proposed North Anna Unit 3 was revised in 2013 to reflect General Electric – Hitachi's Economic Simplified Boiling Water (ESBWR) design. This application was submitted to allow Dominion to consider a new nuclear plant among a host of generation options for new base load generation.

Sincerely,

A handwritten signature in dark ink, appearing to read "Robert W. Duncan", with the initials "RWD" written below it.

Robert W. Duncan
Executive Director

RWD/GFM/ag

cc: Colonel Ronald B. Henry, Director, DGIF Law Enforcement Division

**Memorandum of Understanding on Support of the Access to the Surry Power Plant
between Dominion Virginia Power and the Virginia Department of Transportation**

Background: Dominion Virginia Power (Dominion) owns and operates a nuclear power plant in Surry, Virginia. In order to ensure a rapid response to emergencies or potential emergencies at the nuclear power station, Dominion is requesting that the Virginia Department of Transportation (VDOT) prioritize Dominion's access to the Jamestown Scotland Ferry in order to expedite emergency response to the facility.

Dominion needs to show the Nuclear Regulatory Commission that they have an approved plan on getting the needed resources to the facility within 60 minutes. Dominion has approached the staff at the Jamestown Scotland Ferry about the possibility of such an agreement and the VDOT staff is supportive of this request.

When an emergency is declared or suspected at the Surry Nuclear Plant, Dominion will contact both the Jamestown Scotland Ferry and the James City County Police Department and request emergency access to the ferry service. If the ferry is at the dock or in close proximity to the dock and there are traffic queued, the James City County police will advance the Dominion emergency responders to the front of the line for immediate access to the ferry. Due to the 60 minute timeframe for a Dominion response, VDOT will not be able to call in additional staff, therefore VDOT's ability to assist will be dependent upon the status of the ferry at the time the emergency responders arrive at the Williamsburg dock.

Recitals

WHEREAS, The Virginia Department of Transportation has reviewed Dominion's request to the Virginia Department of Transportation (VDOT) for assistance in responding to emergencies at the Surry Power Station, and

WHEREAS, The VDOT ferry service assistance will primarily consist of providing river access from James City County to Surry County by way of the water ferry operated by VDOT, and

WHEREAS, These services will be provided upon Dominion's request, and

WHEREAS, Upon receiving the request for special emergency ferry service, VDOT will assist Dominion with the sixty (60) minute timely augmentation and staffing of Surry Power Station, and

WHEREAS, VDOT will provide this service as weather conditions permit, upon Dominion's request for special emergency ferry transportation to and from James City County and Surry County in an emergency for emergency services and monitoring teams, and

WHEREAS, VDOT will assist with and participate in periodic emergency response exercises to practice and demonstrate timely augmentation and staffing for Surry Power Station, and

WHEREAS, Dominion will coordinate with the James City Police to manage traffic operations at the ferry during the emergency or practice exercise situation, and

WHEREAS, Dominion will be responsible for any costs associated with the James City Police participation in the effort during emergency or practice exercise situations, and


WHEREAS, Dominion and VDOT agree that the benefits of the agreement merit their support and continuation.

NOW THEREFORE, the signatory parties to this MEMORANDUM OF UNDERSTANDING (MOU) hereby agree that they shall:

1. VDOT agrees to make the Jamestown / Scotland Wharf Ferry service available to the extent practical to transport personnel who are necessary to assist with the staffing and augmentation of the Surry Power Station emergency response organization.
2. The commitment of VDOT resources in any particular instance is always conditional upon the availability and limitations of such resources including consideration of other competing demands. Of paramount concern to VDOT is the safety of VDOT personnel while assisting in these instances.
3. Dominion agrees to compensate VDOT a fair and reasonable rate in accordance with the "FEMA Schedule of Equipment Rates" for any expenses incurred for exercise or actual emergency cost.
4. Opt-out of this Memorandum of Understanding only upon a 60-day notification in writing of intent to do so to the other signatory party.
5. This agreement shall terminate five (5) years from the effective date of signature on the agreement, and can be extended for a similar term by mutual agreement of the parties hereto.


In WITNESS WHEREOF, the parties sign and cause this Agreement to be executed on this
the 18 day of JUNE, 2014.

By:




Commissioner of Highways
Commonwealth of Virginia
Department of Transportation

6/9/14
Date



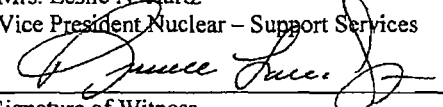
Signature of Witness

6/9/14
Date



Mrs. Leslie N. Hartz
Vice President Nuclear - Support Services

6/18/14
Date



Signature of Witness

6/18/14
Date



Virginia Commonwealth University

Medical Center

In the tradition of the Medical College of Virginia

May 7, 2014

Mr. Paul A. Blasioli
Director in Charge – Nuclear Support Services
Dominion Resource Services
5000 Dominion Boulevard
Glen Allen, Virginia 23060

MCV Campus

**VCU Health System
Administration**
MCV Hospitals
Children's Hospital of Richmond

Main Hospital
1250 East Marshall Street, Suite 2-300
P.O. Box 980510
Richmond, Virginia 23298-0510

804 828-0938
Fax: 804 828-1657
TDD: 1-800-828-1120

John F. Duval
Chief Executive Officer
MCV Hospitals

Dear Mr. Blasioli:

LETTER OF AGREEMENT NORTH ANNA AND SURRY POWER STATIONS

The Medical College of Virginia Hospitals/Virginia Commonwealth University agree to participate in the implementation of the Radiation Emergency Plan for the North Anna and Surry Power Stations and to support the plan within the limits of our organizational capabilities and to provide decontamination and treatment facilities for chemical exposed individuals.


The Medical College of Virginia Hospitals/Virginia Commonwealth University agrees to participate in any planning, training and drilling necessary to ensure preparedness for radiological disasters. We agree that upon verification of an emergency at either station the following services will be provided:

1. Facilities to treat up to four seriously injured and radioactively or chemically contaminated patients in the Emergency Department's Decon Area A.
2. Facilities to treat up to ten non-seriously injured radioactively or chemically contaminated patients in the Emergency Department's Decon Area B.
3. Hospital transportation (stretchers) to move patients from the ED driveway to the emergency department.
4. Campus Police to support traffic control and maintain security around the treatment areas.
5. Central services supplies (oxygen, defibrillators, etc.) to support treatment in the ED driveway.
6. Monitoring and counting equipment for the detection and analysis of radioactivity or radiation.
7. Decontamination and other supplies necessary for the isolation and treatment of radioactively or chemically contaminated patients.

These services will be available 24 hours a day. The radiological response is outlined in greater detail in the Radiation Emergency Plan. The Radiation Safety Section of the Office of Environmental Health and Safety is responsible for supplying the radiological support services necessary for the implementation of this plan.

We understand that Dominion's submission to the Nuclear Regulatory Commission (NRC) for the proposed North Anna unit 3 was revised in 2013, to reflect General Electric – Hitachi's Economic Simplified Boiling Water Design (ESBWR). This application was submitted to allow Dominion to consider a new nuclear plant among a host of generation options for new base load generation. At this time the company has not made a decision to build a nuclear unit at North.

Sincerely,



John F. Duval
Chief Executive Officer
MCV Hospitals
VCU Health Systems



"The Countrie it selfe, I must
confesse is a very pleasant
land,
rich in commodities;
and fertile in soyle. . ."
- Samuel Argall, ca. 1609

Surry County
County Administrator's Office
P. O. Box 65
45 School Street
Surry, Virginia 23883

TYRONE W. FRANKLIN
County Administrator
Telephone (757) 294-5271
Fax: (757) 294-5204
Email: twfranklin@surrycountyva.gov

March 5, 2014

Mr. Russell R. Savedge
Dominion Resources Services, Inc.
Nuclear Protection Services & Emergency Preparedness
5000 Dominion Boulevard, 2SE
Glen Allen, Virginia 23060

RE: Letter of Agreement-Surry Power Station

Dear Mr. Savedge:

This correspondence is in response to your letter dated February 19, 2014 requesting that Surry County update our existing *Letter of Agreement* with Dominion with regard to emergency response at the Surry Power Station.

Please be informed that Surry County is willing to participate with you in the Emergency Response Plan by providing the following:

- Operate the County Emergency Operations Center
- Coordinate the overall emergency response of all County departments and organizations
- Serve as the County point-of-contact with State and Federal agencies
- With mechanical equipment provided by Dominion Generation, give early warning to the public
- Coordinate Radiological emergency response training
- Initiate the key County official alert system and notify assisting agencies and departments to evacuate the public from affected areas
- Provide staging and communications area for the Surry Power Station Emergency Response Organization in the event access to the station is restricted

Sincerely,

Ernest L. Blount, Chairperson
Surry County Board of Supervisors

"Surry is Something Special"



A.W. CLAYTON, SR.
SHERIFF

Commonwealth of Virginia
COUNTY OF SURRY
SHERIFF'S OFFICE



Phone (757) 294-5264
Fax (757) 294-5111

March 5, 2014

Dominion Resources Services, Inc
5000 Dominion Boulevard, 2SE
Glen Allen, VA 23060

ATT: Paul A. Blasioli, Director in Charge - Nuclear Support Services

Dear Mr. Blasioli,

In reference to your letter of February 19, 2014, the Surry County Sheriff's Office agrees to respond to any emergency at the Surry Power Station in accordance with the Surry Emergency Plan.

The Sheriff's Office is capable of providing the following services:

- Receive the notification of the radiological emergency and notify the County Coordinator or his designated representatives.
- Warn key County officials and agencies assigned a radiological emergency responsibility.
- Warn the public.
- Evacuate the public from the area affected upon notification from the County Coordinator or Emergency Services.
- Establish traffic control.
- Conduct initial radiological monitoring in accordance to Appendix 6 of the Surry County RERP.
- Enforce access/egress control provisions, when established, in coordination with the State Police.
- Operate the Emergency Communications Center.
- Provide staging and communications area for the Surry Power Station Emergency Response Organization in the event access to the station is restricted.

Respectfully,

A. W. Clayton, Sr.
Sheriff



SURRY VOLUNTEER RESCUE SQUAD INC.

P.O. Box 188 • 11627 Rolfe Hwy.
Surry, Virginia 23883

Barry T. Burns
Captain
P.O. Box 188
Surry, Va 23883

April 2, 2014

Leslie N. Hartz
Vice President Nuclear Support Services
Dominion Resources Services, Inc.
500 Dominion Blvd. 2SE
Glen Allen, Va 23060

Dear Ms. Hartz:

I received your letter regarding the "Letter of Agreement" supporting Surry Power Station Emergency Plan. This is to inform you that we are in agreement with the Surry Power Station Emergency Plan and are willing to support it should the need arise.

Accordingly, I hereby submit the following agreement:

"We are in agreement with the Surry Power Station Emergency Plan and will respond to it within the capabilities of our organization should our services be requested."

Respectfully,

A handwritten signature in black ink, appearing to be "B. T. Burns", written over a horizontal line.

Barry T. Burns
Captain, SVRS

Services:	Emergency Medical Care and Transportation
Equipment:	Three ALS equipped trucks
	One Light duty rescue vehicle
	11 members
Response Time:	15 minutes



Surry Volunteer Fire Department, Inc.

25 Bank Street • P. O. Box 260
Surry, Virginia 23883

April 24, 2014

Mr. Paul Blasioli
Director In Charge – Nuclear Support Services
Dominion Energy
5000 Dominion Blvd
Glenn Allen, Virginia 23060

Dear Mr. Blasioli

This letter is to inform you that we are in agreement with the Surry Power Station Emergency Plan and are willing to support it, should the occasion arise.

Accordingly, I hereby submit the following agreement:

We are in agreement with the Surry Power Station Emergency Plan and will respond to it within the capabilities of our organization, should our services be requested.

Equipment One (1) 1,250 GPM Pumper, 1000 gal water
 One (1) 1,000 GPM Pumper, 1,450 gal water and 50 gal foam
 One (1) 1,250 GPM Pumper, 1,500 gal water
 One (1) 500 GPM Pumper, 1,500 gal water
 Two (2) Brush Trucks, 250 GPM with 250 gal water
 One (1) 500 gal Quick Attack
 One (1) 4,000 gal Tanker

Personnel: 38 Members

Response Time: 15 minutes from Surry Vol. Fire Department.

Sincerely,
Surry Volunteer Fire Department

J. Mark Seward - Chief



COUNTY of ISLE OF WIGHT

THE COURTHOUSE

March 7, 2014

Mr. Paul A. Blasioli
Director in Charge – Nuclear Support Services
Dominion Resources Services, Inc.
500 Dominion Boulevard, 2SE
Glen Allen VA 23060

Dear Mr. Blasioli:

Please be advised that this letter serves to update our previous Letter of Agreement that Isle of Wight County is willing to participate in the Emergency Plan, if required. The County is capable of providing the following services:

- Operate the County Emergency Operations Center;
- Coordinate the overall emergency responses of the County;
- Serve as the County point of contact with State and Federal agencies;
- Provide public information;
- Coordinate radiological emergency response training;
- Provide secondary fire responses; and,
- Provide staging for radiological monitoring within the ten (10) mile radius.

Please contact me if any additional information is required.

Sincerely,

Anne F. Seward
County Administrator

AFS:asc

cc: Mr. Rusty Chase, Chief of Emergency Services
Sheriff Mark Marshall, Isle of Wight Sheriff's Office
Ms. Andrea S. Clontz, Emergency Management Coordinator
Mr. Donald T. Robertson, Director of Information Resources and Legislative Affairs



Mark A. Marshall
Sheriff

ISLE OF WIGHT COUNTY SHERIFF'S OFFICE

P.O. Box 75 · 17110 Monument Circle · Isle of Wight, VA 23397
Phone (757) 357-2151 · Fax (757) 357-0706



March 7, 2014

Mr. Russell R. Savedge, Jr.
Emergency Preparedness Specialist
Dominion Resources Services, Inc.
5000 Dominion Boulevard
Glen Allen, VA 23060

Dear Mr. Savedge,

I am happy to comply with your request to update our *Letter of Agreement* with your emergency plan. We are in agreement with said plan and willing to participate in this, if required, and are capable of providing the following services:

- Receive and verify the notification of the radiological emergency.
- Warn key County officials and other agencies assigned to radiological emergency responsibility.
- Warn the public.
- Evacuate the public from affected area (s).
- Maintain traffic control.
- Conduct initial radiological monitoring.
- Access/egress control in coordination with the State Police.
- Operate the Emergency Communications Center.

Sincerely,

A handwritten signature in black ink, appearing to read "Mark A. Marshall", written over a horizontal line.

Mark A. Marshall
Sheriff

Cc: Lt. James W. Pope
Chief Rusty Chase



May 9, 2014

Mrs. Leslie N. Hartz
Vice President Nuclear Support Services
Dominion Resources Services, Inc.
5000 Dominion Blvd
Glen Allen, VA 23060

Dear Mrs. Hartz,

This letter is to inform you that our organization is in agreement with the Surry Power Emergency Plan and willing to support it, should the need arise.

Accordingly, I hereby submit the following agreement.

We are in agreement with the Surry Power Station's Emergency Plan and will respond to it within the capabilities of our organization, should our services be requested.

Services: Emergency Medical Care and Transportation with Advanced Life Support, 24 hours a day.

Equipment: 5 Medic units, 1 ALS non-transport response unit, 1 BLS non-transport response unit.


Respectfully,

J Brian Carroll

J. Brian Carroll, EMS Chief
Isle of Wight Volunteer Rescue Squad

Smithfield Volunteer Fire Department, Inc.

1804 S. Church Street • Smithfield, VA 23430-1853 • Phone 757-357-3231



May 1, 2014

Mr. Paul A Blasioli
Director In Charge-Nuclear Support Services
Dominion Resources Services, Inc.
5000 Dominion Blvd
Glen Allen, VA 23060

Dear Mr. Blasioli

LETTER OF AGREEMENT SURRY POWER STATION

In accordance with Title 10 of the Code of Federal REGULATIONS, Part 50, please accept the following as a Letter of Agreement with the Smithfield Volunteer Fire Department. In response to an emergency at the Surry Power Station, this department will respond with one pumper (1250 gpm minimum) with a crew of one officer and 3 firefighters minimum. If requested, this will be followed by an additional pumper and/or an aerial tower with appropriate manning.

The additional units will be contingent on the availability of personnel as this is a volunteer fire department.

Sincerely,

A handwritten signature in black ink, appearing to read "M. Jason Stallings". The signature is stylized with a long horizontal line extending to the right.

M. Jason Stallings
Fire Chief
Smithfield VFD

Rushmere Volunteer Fire Department

P.O. Box 361
Smithfield, Virginia 23430
Office: (757) 357-3207
Fax: (757) 357-2184
Email: brando114@aol.com
Website: www.rvfd30.org

Jeremiah Jefferson, President
Rosa T. Burrell, Secretary
Latoya Jefferson, Treasurer

Brandon J. Jefferson, Chief
Rudolph Jefferson, Asst'l Chief

April 23, 2014

Mr. Paul A. Blasioli
Director in Charge- Nuclear Support Services
Dominion Resources Services, Inc
5000 Dominion Blvd
Glen Allen, Virginia 23060

Dear Mr. Blasioli:

This letter is to inform you that we are in agreement with the Station Emergency Plan and will respond to it within the capabilities of our organization should our services be requested.


Services: Fire Protection and Emergency Assistance

Equipment:

One 1500 GPM Pumper/Tanker, 2000 gallon water
One 1250 GPM Pumper, 1000 gallon water
One 1500 GPM Tanker, 3000 gallon water
One 750 GPM Pumper, 300 gallon water
One Brush Truck, 250 gallon water
One Support Unit
One 16 Foot Rescue Boat
One ATV
One Utility Trailer

Personnel: 25 Firefighters

Sincerely,



Brandon J. Jefferson
Fire Chief



Office Of The City Manager

City of Newport News

Virginia 23607

2400 Washington Avenue
(757) 926-8411
Fax (757) 926-3503

March 7, 2014

Mrs. Leslie Hartz
Vice President - Nuclear Support Services
Dominion Resources Services
5000 Dominion Boulevard
Glen Allen, Virginia 23603

Re: LETTER OF AGREEMENT-SURRY POWER STATION

Dear Mrs. Hartz:

This document supersedes all previous radiological emergency response letters of agreement between Dominion Energy - Dominion Generation and the City of Newport News pertaining to emergencies at the Surry Nuclear Power Station.

In accordance with Nuclear Regulatory Directive 0654, Revision 1, and the Commonwealth of Virginia, Radiological Emergency Response Plan (Commonwealth of Virginia, Emergency Operations Plan, Volume 3), the City of Newport News agrees to the following terms relative to the Surry Nuclear Power Station:

STATEMENT OF AGREEMENT

INTRODUCTION

The mission of the City of Newport News local government is to plan and prepare for response to radiological emergencies to ensure maximum protection of the public with the least possible cost and disruption.

SERVICES TO BE PROVIDED BY THE CITY OF NEWPORT NEWS

The City of Newport News will provide the following services as delineated in the City of Newport News, Radiological Emergency Response Plan. These include, but are not limited to:

Mrs. Leslie Hartz
Page 2
March 7, 2014

1. Division of Emergency Management
 - a. Supervise the operation of the City's Emergency Operations Center (EOC).
 - b. Establish and operate an alternate Emergency Operations Center (EOC), as required.
 - c. Serve as the City's point-of-contact with state and federal agencies.
 - d. Coordinate the dissemination of information within the City.
 - e. Provide direction and control for the emergency response by the City.
2. Police Department
 - a. Receive and verify the notification of the radiological emergency.
 - b. Warn key officials assigned to radiological emergency responsibility.
 - c. Warn the public.
 - d. Evacuate the public from affected area(s).
 - e. Provide traffic control.
 - f. Provide access/egress control in coordination with Virginia State Police and other law enforcement agencies.
3. Fire Department
 - a. Provide radiological monitoring needs based on availability of personnel and equipment.
 - b. Provide personnel to staff radiological teams based on availability of personnel and equipment.

If there are any questions or further information is needed, please contact George Glazner, Deputy Coordinator of Emergency Management, at 757-269-2901.


James M. Bourey, City Manager

3/10/14
Date

JMB:nyd

cc: Assistant City Manager Alan Archer
Chief, Fire Department
Chief, Police Department
City Attorney
Deputy Coordinator of Emergency Management

County Administration

County Administrator
James O. McReynolds



Administrative/Legislative Services
Economic Development
Real Estate Assessment
Public Information
Planning

March 11, 2014

Mr. Russell R. Savedge, Jr.
Emergency Preparedness Specialist
Dominion Resources Services, Inc.
Nuclear Protection Services and Emergency Preparedness
5000 Dominion Boulevard, 2SE
Glen Allen, Virginia 23060


Dear Mr. Savedge:

In response to the request to update our memorandum of agreement, we have an established Emergency Operation Center (EOC) in the meeting room of the Public Safety Building, located at 301 Goodwin Neck Road. We continue to update our Radiological Emergency Response Plan Standard Operating Procedures and can:

- Operate the County EOC;
- Serve as County point-of-contact with state and federal agencies as required;
- Coordinate the overall emergency response plan of the County;
- Disseminate public information as outlined by the State Department of Emergency Management in our updated Radiological Emergency Response Plan;
- Receive and verify the notification of the radiological emergency;
- Warn key County officials and other agencies assigned a radiological emergency responsibility;
- Operate the Emergency Communications Center; and
- Have available well-trained radiological response personnel and continually add to this group through general refresher courses.

If you have any questions, please contact Stephen P. Kopczynski, Fire Chief, at (757) 890-3600.

Sincerely,



James O. McReynolds
County Administrator



York-Poquoson Sheriff's Office

An Accredited Law Enforcement Agency

"Where Independence Was Won in 1781"

J. D. DIGGS, SHERIFF

P.O. Box 99, Yorktown, Virginia 23690-0099 • www.yorkcounty.gov/sheriff
Phone: 757-890-3630 • Fax: 757-890-3649 • e-mail: sheriff@yorkcounty.gov

March 5, 2014

Mr. Russell R. Savedge, Jr.
Emergency Preparedness Specialist
Dominion Resources Services, Inc.
5000 Dominion Boulevard, 2SE
Glen Allen, VA 23060

Dear Mr. Savedge:

As you have requested in your letter dated February 19, 2014 this letter is to update our agreement with your emergency plan and our participation in the Surry Emergency plan if requested.

We will be capable of providing the following services if requested:

1. Receive and verify the notification of the radiological emergency.
2. Warn Key County officials and other agencies assigned a radiological emergency responsibility.
3. Assist in warning the public.
4. Assist in evacuating the public from the area affected.
5. Assist in traffic control.
6. Access/egress control, in coordination with the State Police.
7. Operate the Emergency Communication center.

Sincerely yours,

J. D. Diggs, Sheriff
County of York and City of Poquoson

JDD:ld

File: Misc Letters/Dominion.doc

301 Goodwin Neck Road • Yorktown, Virginia 23692



CITY OF WILLIAMSBURG

Office of the City Manager

March 5, 2014

Mr. Russell R. Savedge, Jr.
Emergency Preparedness Specialist
Dominion Resources Services, Inc.
Nuclear Protection Services and Emergency Preparedness
5000 Dominion Boulevard, 2SE
Glen Allen, VA 23060

Re: Letter of Agreement
Surry Power Station

Dear Mr. Savedge:

This is in reply to your letter dated February 19, 2014, requesting an update of our Letter of Agreement concerning the Surry Plan.

This is to inform you that we agree to participate in the Surry Emergency Plan by exchange of information with all agencies responding to an emergency at the Surry Power Station. The City will perform the following functions, as necessary:

1. Operate the City Emergency Operations Center.
2. Coordinate the overall emergency response of the city.
3. Designate a city point of contact when interfacing with other jurisdictions.
4. Issue Public Information releases.
5. Coordinate radiological emergency response training.
6. Receive and verify notification of the radiological emergency.
7. Initiate the key city official alert system.
8. Warn the public.
9. Evacuate the public from the areas affected.
10. Control traffic.
11. Coordinate with the County Office of Emergency Services.

Sincerely,

A handwritten signature in black ink, appearing to read 'J. C. Tuttle', is written over the word 'Sincerely,'.

Jackson C. Tuttle
City Manager

cc: Pat Dent, Fire Chief



Administration
161-D Meunts Bay Road
P.O. Box 8784
Williamsburg, VA 23185-8784
P: 757-253-6728
jamescitycountyva.gov

March 11, 2014

Paul A. Blasioli
Director In Charge
Nuclear Support Services
5000 Dominion Boulevard, 2SE
Glen Allen, VA 23060

Dear Mr. Blasioli:

Please accept this letter as James City County's intent to comply with NUREG-0654, Rev. 1. James City County has developed a response plan to encompass any emergency that should arise at the Surry Nuclear Plant and will cooperate with the Plant, the State of Virginia, and surrounding jurisdictions should an incident occur.

James City County is prepared to carry out the following activities:

1. Operate the County Emergency Operations center.
2. Coordinate the overall response of the County.
3. Serve as the County point-of-contact with State and Federal agencies.
4. Disseminate public information.
5. Coordinate radiological emergency response training.
6. Receive and verify notification of the radiological emergency.
7. Alert key County officials and other agencies assigned a radiological emergency response responsibility.
8. Alert the public, "active sirens".
9. Evacuate the public from the area affected.
10. Traffic control.
11. Conduct initial radiological monitoring.
12. Access/egress control, in coordination with the Police Department.
13. Increase staff in Central dispatch while incident is in progress.

Sincerely,

M. Douglas Powell
Acting County Administrator

APPENDIX 10.2

RADIATION EMERGENCY PLAN

MCVH/VCU - DOMINION POWER

(Maintained under separate cover by Corporate Nuclear
Emergency Preparedness. Available upon request)

APPENDIX 10.3

FEDERAL RADIOLOGICAL MONITORING AND ASSESSMENT CENTER (FRMAC)

OPERATIONS PLAN

(Maintained under separate cover by Corporate Nuclear
Emergency Preparedness. Available upon request.)

APPENDIX 10.4
EVACUATION TIME STUDY

(Maintained under separate cover by Corporate Nuclear
Emergency Preparedness. Available upon request.)

APPENDIX 10.5
EPIP EMERGENCY PLAN
CROSS REFERENCE

EMERGENCY PLAN

EMERGENCY PLAN IMPLEMENTING PROCEDURES

SECTION IMPLEMENTED

1. Emergency Control Procedures
 - 1.01 Emergency Manager Controlling Procedure 4.2, 5.0, 6.1
 - 1.02 Response to Notification of Unusual Event 4.2, 6.1
 - 1.03 Response to Alert 4.2, 6.1
 - 1.04 Response to Site Area Emergency 4.2, 6.1, 6.3
 - 1.05 Response to General Emergency 4.2, 6.1, 6.3
 - 1.06 Protective Action Recommendations 6.3
2. Notification Procedures
 - 2.01 Notification of State and Local Governments 5.4, 6.1
 - 2.02 Notification of NRC 6.1
3. Augmentation Procedures
 - 3.02 Activation of Technical Support Center 5.0, 5.2.1
 - 3.03 Activation of Operational Support Center 5.0, 5.2.1
 - 3.05 Augmentation of Emergency Response Organization 5.0, 6.1
4. Radiological Monitoring and Dose Assessment Procedures
 - 4.01 Radiological Assessment Director Controlling Procedure 5.2.1.9
 - 4.02 Radiation Protection Supervisor Controlling Procedure 5.2.1.10
 - 4.03 Dose Assessment Team Controlling Procedure 6.2
 - 4.04 Emergency Personnel Radiation Exposure 6.4.1
 - 4.05 Respiratory Protection 6.3.3.1
 - 4.07 Protective Measures 6.3
 - 4.09 Source Term Assessment 6.2
 - 4.14 In-Plant Monitoring 5.2.1.20, 6.4.2
 - 4.15 Onsite Monitoring 5.2.1.23, 6.4.2
 - 4.16 Offsite Monitoring 5.2.1.18

EMERGENCY PLAN IMPLEMENTING PROCEDURES

EMERGENCY PLAN
SECTION IMPLEMENTED

4.17	Monitoring of Emergency Response Facilities	5.2.1.20
4.18	Monitoring of LEOF	5.2.1.20
4.21	Evacuation and Remote Assembly Area Monitoring	5.2.1.19, 6.4.2
4.24	Gaseous Effluent Sampling During an Emergency	6.2
4.26	High Activity Sample Analysis	6.2
4.27	Exposure Control Emergency Response	6.4
4.29	TSC/LEOF Radiation Monitoring System	5.2.1.20
4.33	Health Physics Network Communications	5.2.1.17
4.34	Field Team Radio Operator Instructions	6.2
4.35	Chemistry Sampling	6.2, 7.3.6
5.	<u>Protective Action Procedures</u>	
5.01	Transportation of Contaminated Injured Personnel	6.4.3
5.03	Personnel Accountability	5.2.1.27, 6.3.2
5.04	Access Control	6.3.2
5.05	Site Evacuation or Company Dismissal	6.3.2
5.07	Administration of Radioprotective Drugs	6.3.3.3
5.08	Damage Control Guideline	5.2.1.5, 5.2.1.26
5.09	Security Team Leader Controlling Procedure	5.0, 5.2.1.16, 6.2
6.	<u>Recovery and Restoration Procedures</u>	
6.01	Re-entry/Recovery Guideline	9.1

APPENDIX 10.6

NUREG-0654/EMERGENCY PLAN

CROSS REFERENCE

NUREG-0654 CROSS REFERENCE INDEX
SURRY EMERGENCY PLAN

<u>NUREG-0654 REF. SECTION</u>	<u>SEP SECTION NO.</u>	<u>NUREG-0654 REF. SECTION</u>	<u>SEP SECTION NO.</u>
A.1.a	5.3	F.1.a	5.2, 5.4, 7.2
A.1.b	5.4	F.1.b	7.2
A.1.c	Fig. 5.4	F.1.c	7.2
A.1.d	5.0	F.1.d	7.2
A.1.e	5.2, 5.4	F.1.e	5.2
A.2.a	N/A	F.1.f	7.2
A.2.b	N/A	F.2	6.4.3
A.3	5.3, APP. 10.1	F.3	8.7
A.4	5.2, 5.3		
B.1	5.1	G.1	8.8
B.2	5.0, 5.2	G.2	8.8
B.3	5.0	G.3.a	8.8, 7.1.5, CERP
B.4	5.2.1.1	G.3.b	7.1
B.5	5.2.1, Tables 5.1 & 5.2	G.4.a	5.3.1, Table 5.2
B.6	Fig. 5.4	G.4.b	5.3.1
B.7.a thru d	5.3.1, Table 5.2	G.4.c	8.8
B.8	5.3.2	G.5	8.8
B.9	5.3.3, 5.4, APP. 10.1		
C.1.a	5.3, 5.4	H.1	7.1
C.1.b	5.4.7	H.2	7.1
C.1.c	5.4.7	H.3	N/A
C.2.a	N/A	H.4	5.2
C.2.b	CERP, 5.3	H.5	7.3
C.3	5.3	H.5.a	7.3.1, 7.3.3
C.4	5.3	H.5.b	7.3.2
D.1	4.2	H.5.c	7.3.4
D.2	4.2	H.5.d	7.3.5
D.3	N/A	H.6.a thru c	7.3, 7.4
D.4	N/A	H.7	7.3.2
E.1	5.4, 6.1	H.8	7.3.3
E.2	6.1	H.9	7.1, 7.5
E.3	6.1	H.10	7.5, 8.7
E.4.a thru n	6.1	H.11	APP. 10.7
E.5	N/A	H.12	7.1
E.6	6.3.1, 7.6	I.1	4.2
E.7	6.3.1	I.2	7.3
		I.3.a thru b	6.2
		I.4	6.2
		I.5	7.3.3, 7.3.4
		I.6	7.3.2
		I.7	7.3.2
		I.8	5.2, 7.3.2
		I.9	7.3.2
		I.10	6.3.1
		I.11	N/A

<u>NUREG-0654 REF. SECTION</u>	<u>SEP SECTION NO.</u>	<u>NUREG-0654 REF. SECTION</u>	<u>SEP SECTION NO.</u>
J.1.a thru d	6.3.2	N.1.a	8.6
J.2	6.3.2	N.1.b	8.6
J.3	6.3.2	N.1.c	8.6.1
J.4	6.3.2	N.1.d	N/A
J.5	6.3.2	N.2.a	8.5.1
J.6.a thru c	6.3.3	N.2.b	8.5.2
J.7	6.1, 6.2, 6.3	N.2.c	8.5.3
J.8	6.3, APP.10.4	N.2.d	8.5.4
J.9	N/A	N.2.e.1	8.5.6
J.10.a	Fig 7.1, 7.2, 7.3, APP.10.4	N.2.e.2	8.5.5
J.10.b	APP.10.4	N.3.a thru f	8.5, 8.6
J.10.c	6.3.1	N.4	8.6.5
J.10.d thru l	N/A	N.5	8.6.5
J.10.m	6.3.1		
J.11	N/A	O.1	8.3
J.12	N/A	O.1.a	8.4
		O.1.b	N/A
K.1.a thru g	6.4	O.2	8.3
K.2	6.4	O.3	6.4, Table 8.1
K.3.a-b	5.2, 6.4	O.4.a thru f	8.3
K.4	N/A	O.4g	8.4
K.5.a thru b	6.4.2	O.4h	8.3, 8.4, APP.10.2
K.6.a thru c	6.4.2	O.4i	8.3
K.7	6.4.2	O.4j	8.3
L.1	6.4	O.5	8.3
L.2	6.4		
L.3	N/A	P.1	8.3
L.4	6.4	P.2	8.1
		P.3	8.1
M.1	9.1	P.4	8.2
M.2	9.0	P.5	8.2.3
M.3	9.0	P.6	APP. 10.1-10.3
M.4	9.2	P.7	APP. 10.5
		P.8	APP. 10.6
		P.9	8.9
		P.10	8.2.2

APPENDIX 10.7

EMERGENCY KIT CONTENTS

The contents of the nine (9) emergency kits established for use by emergency response personnel at Surry Power Station are specified in this appendix.

COMMUNICATIONS

No specific communications equipment is contained in any kit, but the following radios are available for emergency communication:

Portable - Health Physics Office

Mobile - Selected management and station vehicles

PROCEDURES

Selected EPIPs are positioned in various emergency response locations.

Distribution is specified by Records Management.

EMERGENCY KITS

Contents are specified on the following pages.

EMERGENCY KITS

HP AREA, LEOF, CONTROL ROOM, OSC, TSC

<u>HP AREA</u>	<u>QUANTITY</u>			<u>DESCRIPTION</u>
	<u>LEOF</u>	<u>CR/OSC (1 ea.)</u>	<u>TSC</u>	
1	1	1	--	First Aid Kit
2	2	2	--	Flashlight
10	10	10	--	D cell Batteries
24	--	--	--	C cell Batteries
1	1	1	--	Adjustable Wrench
1	1	1	--	Flat Head Screwdriver
1	1	1	--	Phillips Head Screwdriver
1	1	1	--	Channel locks
1	1	1	--	Pliers
1	1	1	--	Pocket knife
2	2	2	--	Mechanical pencils
2	2	2	--	China markers
1	1	1	--	Notebook
10	10	10	--	12"x20" Bag
--	10	10	--	36"x48" Bag
20	20	20	--	Ziplock bag (small)
1	1	1	--	Hemostats
1	1	1	--	10 Mile EPZ/Site Boundary Map
1	--	--	--	Safeguards roof ladder key
2pr	2pr	2pr	2pr	Coveralls
6pr	6pr	6pr	6pr	Rubber gloves
6pr	6pr	6pr	6pr	Cotton Inserts
2pr	2pr	2pr	2pr	Rubber Boots
2	2	2	2	Hoods (e.g., cotton)
4pr	4pr	4pr	4pr	Booties (e.g., plastic)
2	2	2	2	Full-face respirators
2	2	2	2	Iodine canister
1btl	1btl	1btl	1btl	Anti-fog
50ft	50ft	50ft	50ft	Barricade rope

EMERGENCY KITS

HP AREA, LEOF, CONTROL ROOM, OSC, TSC

<u>HP AREA</u>	<u>QUANTITY</u>			<u>DESCRIPTION</u>
	<u>LEOF</u>	<u>CR/OSC (1 ea.)</u>	<u>TSC</u>	
4	4	4	4	Radiation signs
4	4	4	4	Contamination signs
1	--	--	--	High Range Ion Chamber Survey Meter
3	1	--	--	Medium Range Ion Chamber Survey Meter
7	1	--	--	Low Range GM Survey Meter
7	1	--	--	Frisker with probe
6	1	--	--	Air sampler (with battery cables, if appropriate)
1	--	--	--	Battery powered air sampler
3	1	1	--	Air sampler head
--	50	--	--	TLD
--	50	--	--	SRD 0 - 1.5R or DAD
--	1	--	--	SRD charger (N/A if DADs used)
100	100	100	--	Smears
10	10	10	--	100 ml Bottle
1 bx	1 bx	1 bx	--	Gelman filters
10	10	10	--	Silver Zeolites
1	1	--	--	Gas chamber

NOTE: The HP Area Emergency Kit includes supplies (e.g., monitoring instrumentation) dedicated for use in other areas.

EMERGENCY KITS FOR OFFSITE AND REMOTE ASSEMBLY AREA (RAA) MONITORING TEAMS

<u>OFFSITE (3)</u>	<u>QUANTITY</u>		<u>DESCRIPTION</u>
		<u>RAA</u>	
1		1	First Aid Kit
2		2	Flashlight
10		10	D cell batteries
1		--	Adjustable wrench
1		--	Flat head screwdriver
1		--	Phillips head screwdriver
1		--	Channel locks
1		--	Pliers
1		--	Pocket knife
2		2	Mechanical pencil
2		2	China markers
1		1	Notebook
1		--	Hand shovel
20		--	Ziplock bag (large)
10		10	12"x20" bag
--		10	36"x48" bag
20		--	Ziplock bag (small)
1		1	Hemostats
1		--	10-Mile EPZ/Site Boundary Map
1		--	Switchyard gate keys
--		1	RAA phone cabinet key
2pr		2pr	Coveralls
6pr		6pr	Rubber gloves
6pr		6pr	Cotton inserts
2pr		2pr	Rubber boots
2		2	Hoods
4pr		30pr	Booties
2		--	Full-face respirators
2		--	Iodine canister
1 btl		--	Anti-fog
--		25	Paper suit

EMERGENCY KITS FOR OFFSITE AND REMOTE ASSEMBLY AREA (RAA) MONITORING TEAMS

<u>OFFSITE (3)</u>	<u>QUANTITY</u>		<u>DESCRIPTION</u>
		<u>RAA</u>	
--		50ft	Barricade rope
--		4	Radiation signs
--		4	Contamination signs
1		--	Air sampler head
100		100	Smears
10		--	100 ml bottles
1 bx		--	Gelman filters
10		--	Silver zeolite cartridges
1		--	Gas chambers
6 tablets/kit		--	KI tablets

APPENDIX 10.8

EMERGENCY CLASSIFICATION/INITIATING CONDITIONS

This information is presented in the Emergency Action Level Matrix and Emergency Action Level Technical Bases Document. These documents are subject to the same review and approval process as the Surry Emergency Plan and incorporated by reference.