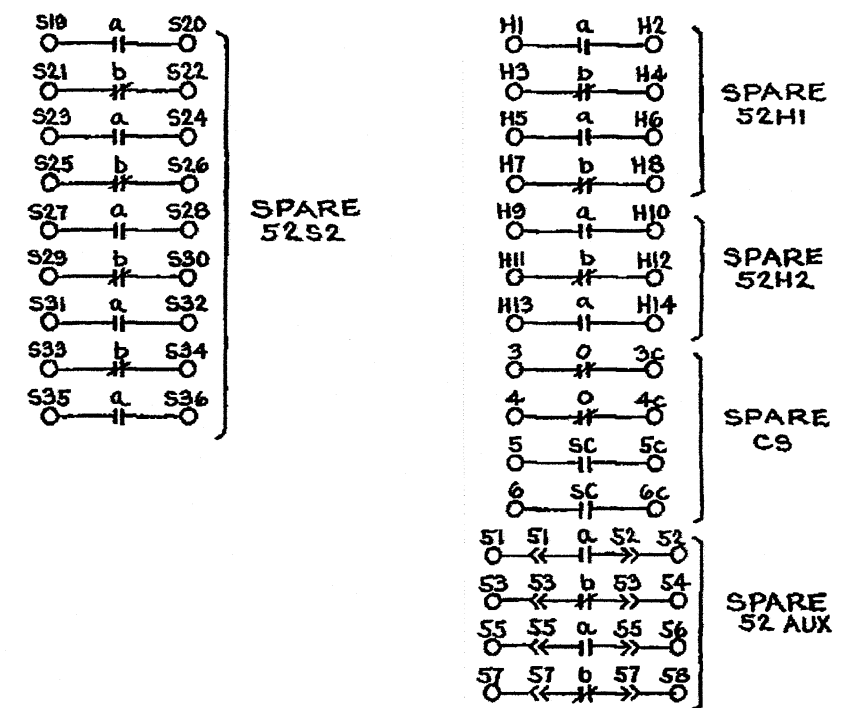
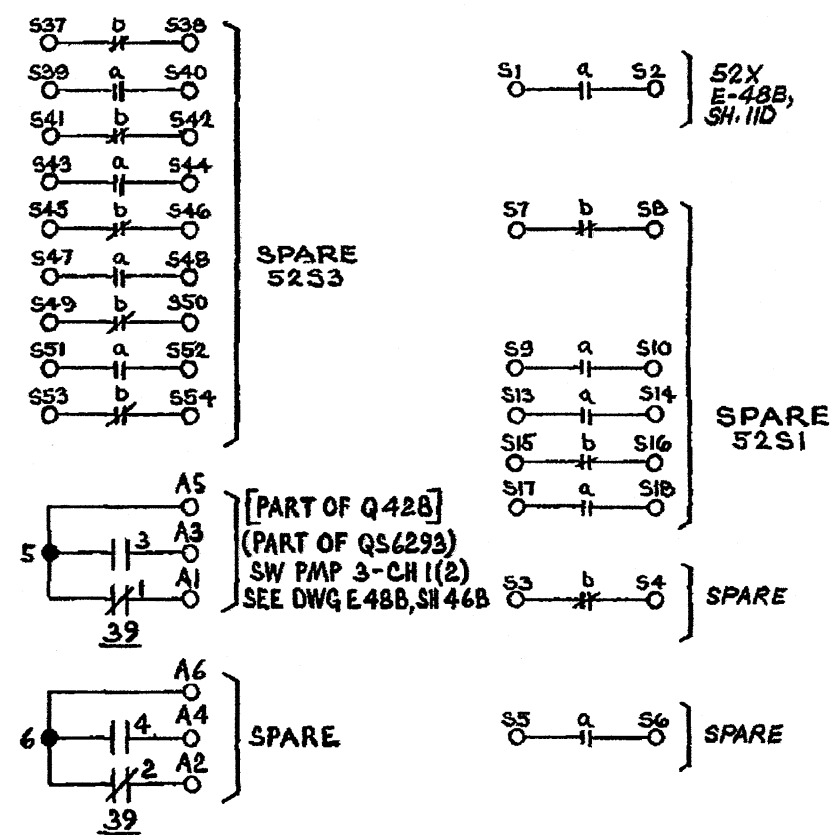
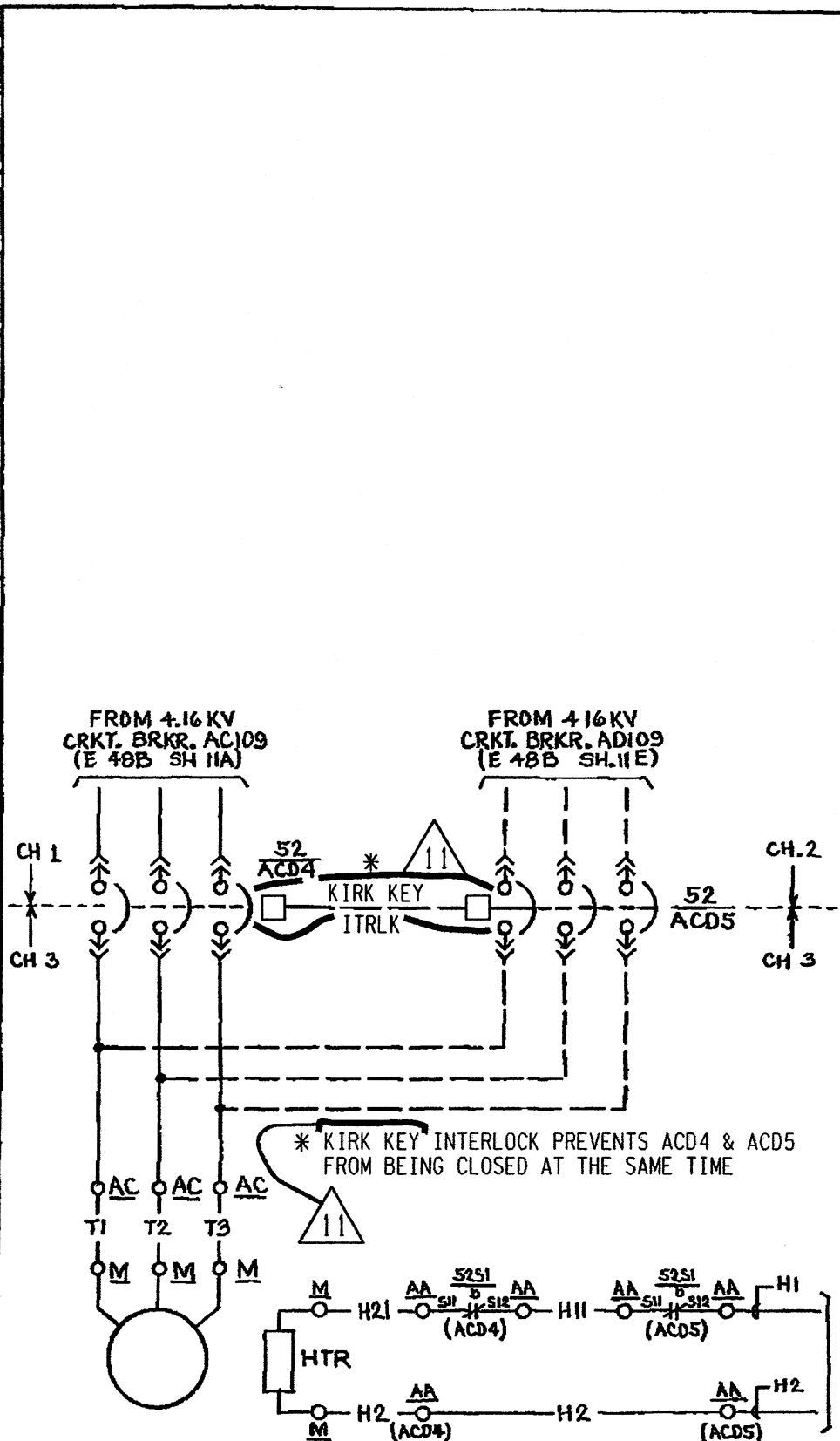


REV	DESCRIPTION	DATE	DR	CHK	SUPV	CHIEF	PROJ	OWNER
10	INC. DUN 07-0159-00-1 REV.0 (REDRAWN)	2-29-08						
11	INC. DUN 10-0044-002-003 REV.00	3/15/2013	SBW	SBW				
0	ISSUED FOR CONSTRUCTION	1/23/13	APC	APC				



### DEVICE DESCRIPTION

39-SWGR CLOSING SPRING FAIL MONITOR RELAY

- NOTES
1. FOR BRKR. CONTROL SCHEME SEE DWG. E-48B, SH11D.
  2. FOR GENERAL NOTES SEE DWG. E-48B, INDEX SHEET.
  3. FOR C.S. DETAIL SEE DWG. E-30B, SH.10, FIG.2.
  4. FOR BREAKER INTERNALS SEE DWG. E-30B, SHT.16A.
  - 4a. FOR INTERNAL WIRING SEE VENDOR DWG.S E-38-3 AND E-38-4.

SCHEME NO.	S U. NO.	CH	EQUIPMENT					WIRE PREFIX AT MAIN CTRL BD
			CA	AA	AB	AC	M	
ACD4	11	1	C5715	ACD4	AC109	ACD6*	MPQ033	CD3
ACD5		2	C5715	ACD5	AD109			CD4

\* SWGR. UNIT NO 6 - MOTOR FEEDER TERMINAL COMPARTMENT TO WHICH THE COMMON BUS OF BRKR'S ACD4 & ACD5 OUTGOING LINE ARE CONNECTED

THIS DWG. WAS REDRAWN/SCANNED ON CAD AND SUPERSEDES REV.9.

**DAVIS-BESSE NUCLEAR POWER STATION**  
 THE TOLEDO EDISON COMPANY  
 THE CLEVELAND ELECTRIC ILLUMINATING COMPANY

**ELEMENTARY WIRING DIAGRAMS**  
**LAKE WATER SYSTEM**  
**SERVICE WATER PUMP 3 XFER BRKR**

BECHTEL COMPANY	JOB NO <b>7749</b>	DRAWING NO <b>E-48B SH.11C</b>	REV <b>11</b>
-----------------	-----------------------	-----------------------------------	------------------