


**POWERTECH (USA) INC.**

APP-040-Z

United States Nuclear Regulatory Commission Official Hearing Exhibit	
In the Matter of: POWERTECH USA, INC. (Dewey-Burdock In Situ Uranium Recovery Facility)	
	<b>ASLBP #:</b> 10-898-02-MLA-BD01
	<b>Docket #:</b> 04009075
	<b>Exhibit #:</b> APP-040-Z-00-BD01
	<b>Admitted:</b> 8/19/2014
	<b>Rejected:</b>
	<b>Identified:</b> 8/19/2014
	<b>Withdrawn:</b>
	<b>Stricken:</b>
	<b>Other:</b>

## APPENDIX 3.4-B

### WELL COMPLETION REPORTS

**POWERTECH WELL COMPLETION REPORTS  
(2007–2008)**

## DB-GW675

Location Marietta

### Construction Details

Total Depth	14.4'
Screen Interval	4.4 – 14.4'
Sand pack	3 – 14.4'
Bentonite	1 – 3'
Cement	0 – 1'
Distance from surface to top of casing	2.5'

Water Level ~9' below surface

### Lithology

0 – 4 ft	fine to med grain sand, tan color, mostly quartz and feldspar, some dark minerals (5%)
4 – 9 ft	poorly sorted, coarse sand, few small pebbles
9 – 12.5 ft	poorly sorted, coarse sand, mostly quartz and feldspar with dark minerals (10%), some pebbles, wet
12.5 -14.4 ft	dark gray, fissile shale

## DB-GW677

Location south of Putnam house

### Construction Details

Total Depth	14.5'
Screen Interval	4.5 – 14.5'
Sand pack	3 – 14.5'
Bentonite	1 – 3'
Cement	0 – 1'

Water Level ~9' below surface

### Lithology

0 – 4 ft	med tan, sandy silt
4 – 6 ft	sandy silt
6 – 7.5 ft	cobbles in silty sand, poorly sorted
7.5 – 9 ft	tan, silty sand
9 – 12.5 ft	wet, tan, very fine grained sand
12.5 -14.5 ft	dark gray, fissile shale (Belle Fourche Fm)



## DB-GW678

Location      along Pass Creek west of Burdock

### Construction Details

Total Depth	14.5'
Screen Interval	4.5 – 14.5'
Sand pack	3 – 14.5'
Bentonite	1 – 3'
Cement	0 – 1'

Water Level      ~8' below surface

### Lithology

0 – 9 ft	very fine grained, red, silty sand
9 – 14 ft	dominantly vfg silty sand with 1" beds of med to coarse sand (did not penetrate shale)

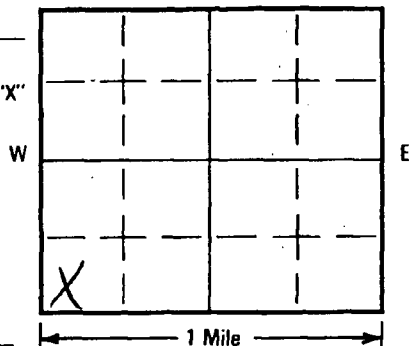
# SOUTH DAKOTA WATER WELL COMPLETION REPORT

07-92

4/14-08

Location SW 1/4 SW 1/4 Sec 1 Twp 7S Rg 1E  
 County Fall River North

Please mark well location with an "X"



Well Completion Date

4-18-08

## LOCATION:

Distance from nearest potential pollution source (septic tank, abandoned well, feed lot, etc.)? 200 ft. from Septic Tank (identify source).

## PROPOSED USE:

☒ Domestic/Stock ☐ Municipal ☐ Business ☐ Test Holes  
☐ Irrigation ☐ Industrial ☐ Institutional ☐ Monitoring well

## METHOD OF DRILLING:

Mud & Rotary

CASING DATA: ☒ Steel ☐ Plastic ☐ Other

If other, describe \_\_\_\_\_

WEIGHT	DIAMETER	FROM	TO	HOLE DIAMETER
<u>18</u> LB/FT	<u>6</u> IN	<u>0</u> FT	<u>475</u> FT	<u>8 1/2</u> IN
_____ LB/FT	_____ IN	_____ FT	_____ FT	_____ IN
_____ LB/FT	_____ IN	_____ FT	_____ FT	_____ IN

## GROUTING DATA

Grout Type	No. of Sacks	Grout Weight	From	To
<u>CMT</u>	<u>82</u>	<u>15.3</u> lb./gal	<u>0</u> ft	<u>475</u> ft
_____	_____	_____ lb./gal	_____ ft	_____ ft

Describe grouting procedure pump

SCREEN: ☐ Perforated pipe ☒ Manufactured

Diameter 3 IN Length 50 FEET

Material PVC

Slot Size .020 Set From 475 Feet to 525 Feet

Other information SIT K Packer

WAS A PACKER OR SEAL USED? ☒ YES ☐ NO

If so, what material? 6" x 3" K Packer

Describe packer(s) and location? Packer SET AT 465'

SINFECTON: Was well disinfected upon completion?

YES, How: \_\_\_\_\_

☒ NO, Why Not? NA

Laboratory sent to for water quality analysis

Respic

Well Owner: Power Tech  
 Business Name: Power Tech USA INC  
 Address: P.O. Box 723  
Hot Springs S.D 57747

## WELL LOG:

FORMATION	DEPTH	
	FROM	TO
<u>Fall River</u>	<u>0</u>	<u>100</u>
<u>Fusion</u>	<u>100</u>	<u>150</u>
<u>Lakota</u>	<u>150</u>	<u>305</u>
<u>Mission</u>	<u>305</u>	<u>410</u>
<u>UNK PAPA</u>	<u>410</u>	<u>525</u>

STATIC WATER LEVEL 110 Feet

If flowing: closed in pressure \_\_\_\_\_ PSI

GPM flow \_\_\_\_\_ through \_\_\_\_\_ inch pipe

Controlled by ☐ Valve ☐ Reducers ☐ Other \_\_\_\_\_

Reduced Flowrate \_\_\_\_\_ GPM

Can well be completely shut in? Yes

## WELL TEST DATA:

☐ Pumped

Describe: Air lift at 410

☐ Bailed

☐ Other

Pumping Level Below Land Surface

\_\_\_\_\_ ft. After \_\_\_\_\_ Hrs. pumped \_\_\_\_\_ GPM

\_\_\_\_\_ ft. After \_\_\_\_\_ Hrs. pumped \_\_\_\_\_ GPM

If pump installed, pump rate \_\_\_\_\_ GPM

## REMARKS

DEWEY Burdock

8-1-7

This well was drilled under license # 745

And this report is true and accurate.

Drilling firm DAVIS Drilling, Inc

Signature of License Representative: Shawn Davis

Signature of Well Owner or Equitable Property Holder: \_\_\_\_\_

Date: 5/5/08

**RECEIVED**

**MAY 20 2008**

**WATER RIGHTS PROGRAM**

88-0255

## SOUTH DAKOTA WATER WELL COMPLETION REPORT

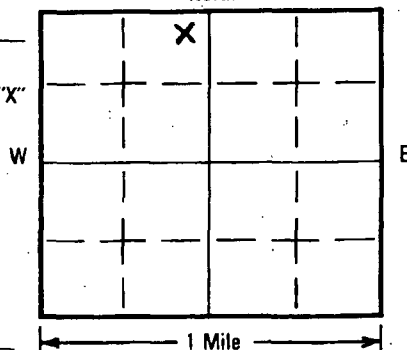
07-92

Location NE 1/4 NW 1/4 Sec 37 Twp 6S Rg 1E  
County CUSTER North

Please mark well location with an "X"

Well Completion Date

1-27-08



## LOCATION:

Distance from nearest potential pollution source (septic tank, abandoned well, feed lot, etc.)? NONE Present (identify source).

## PROPOSED USE:

☐ Domestic/Stock ☐ Municipal ☐ Business ☐ Test Holes  
☐ Irrigation ☐ Industrial ☐ Institutional ☒ Monitoring well

## METHOD OF DRILLING:

Mud RotaryCASING DATA: ☐ Steel ☒ Plastic ☐ Other

If other, describe

WEIGHT	DIAMETER	FROM	TO	HOLE DIAMETER
<u>500.2</u> LB/FT	<u>6</u> IN	<u>0</u> FT	<u>585</u> FT	<u>8 3/4</u> IN
_____ LB/FT	_____ IN	_____ FT	_____ FT	_____ IN
_____ LB/FT	_____ IN	_____ FT	_____ FT	_____ IN

## GROUTING DATA

Grout Type	No. of Sacks	Grout Weight	From	To
<u>CMT</u>	<u>96</u>	<u>15.2</u> lb./gal	<u>585</u> ft	<u>0</u> ft
_____	_____	_____ lb./gal	_____ ft	_____ ft

Describe grouting procedure pumpSCREEN: ☐ Perforated pipe ☒ ManufacturedDiameter 3 IN Length 15 FEET  
Material PVCSlot Size .020 Set From 600 Feet to 585 FeetOther information set K PackerWAS A PACKER OR SEAL USED? ☒ YES ☐ NOIf so, what material? 6" K PackerDescribe packer(s) and location? Packer 575'

DISINFECTION: Was well disinfected upon completion?

YES, How:

Laboratory sent to for water quality analysis

☒ NO, Why Not?NARespicWell Owner: Power TechBusiness Name: Power Tech USA IncAddress: P.O. Box 723  
Hot Springs, S.D. 57747

## WELL LOG:

FORMATION	DEPTH	
	FROM	TO
<u>Crack Shale</u>	<u>0</u>	<u>470'</u>
<u>Fall River Sandstone</u>	<u>470'</u>	<u>585'</u>

STATIC WATER LEVEL \_\_\_\_\_ Feet

If flowing: closed in pressure 6.1 PSIGPM flow 10 through 2 inch pipeControlled by ☒ Valve ☐ Reducers ☐ Other

Reduced Flowrate \_\_\_\_\_ GPM

Can well be completely shut in? YES

## WELL TEST DATA:

☐ PumpedDescribe: Artificial at 575'☐ Bailed☒ Other

Pumping Level Below Land Surface

\_\_\_\_\_ ft. After \_\_\_\_\_ Hrs. pumped \_\_\_\_\_ GPM

\_\_\_\_\_ ft. After \_\_\_\_\_ Hrs. pumped \_\_\_\_\_ GPM

If pump installed, pump rate \_\_\_\_\_ GPM

## REMARKS

Dewey Burdick 7-32-3C

RECEIVED

FEB 22 2008

WATER RIGHTS PROGRAM

This well was drilled under license # 745

And this report is true and accurate.

Drilling firm DAVIS Drilling IncSignature of License Representative: Spa Davis

Signature of Well Owner or Equitable Property Holder:

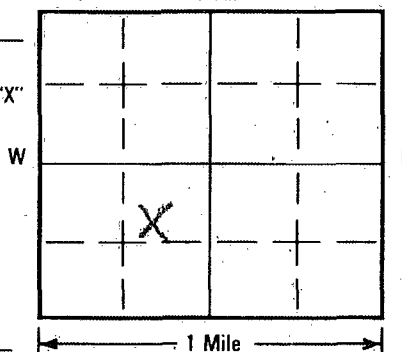
Power TechDate: 2/12/08

## SOUTH DAKOTA WATER WELL COMPLETION REPORT

07-92

 Location NE SW 11 Twp 65 Rg 1E  
 County Full River North

mark well location with an "X"



Well-Completion Date

2-24-08

## LOCATION:

 Distance from nearest potential pollution source (septic tank, abandoned well, feed lot, etc.)? \_\_\_\_\_ ft. from NONE (identify source).

## PROPOSED USE:

☐ Domestic/Stock ☐ Municipal ☐ Business ☐ Test Holes  
☐ Irrigation ☐ Industrial ☐ Institutional ☒ Monitoring well

## METHOD OF DRILLING:

Mud Rotary

 CASING DATA: ☐ Steel ☒ Plastic ☐ Other

If other describe \_\_\_\_\_

WEIGHT	DIAMETER	FROM	TO	HOLE DIAMETER
17 LB/FT	4 IN	0 FT	418 FT	6 3/4 IN
_____ LB/FT	_____ IN	_____ FT	_____ FT	_____ IN
_____ LB/FT	_____ IN	_____ FT	_____ FT	_____ IN

## GROUTING DATA

Grout Type	No. of Sacks	Grout Weight	From	To
CMT	70	15.2 lb./gal	0 ft	418 ft
_____	_____	_____ lb./gal	_____ ft	_____ ft

Describe grouting procedure

Pump

 SCREEN: ☐ Perforated pipe ☒ Manufactured

 Diameter 2 IN Length 10 FEET
Material PVC
 Slot Size .020 Set From 418 Feet to 428 Feet

 Other information Set K Packer

 WAS A PACKER OR SEAL USED? ☒ YES ☐ NO

If so, what material?

4 K Packer

Describe packer(s) and location?

Packer 408'

DISINFECTION: Was well disinfected upon completion?

☒ YES: How:

☒ NO: Why Not?

NA

Laboratory sent to for water quality analysis:

Respec
Well Owner: Power TechBusiness Name: Power Tech USA INC
 Address: P.O. Box 723  
Hot Springs S.D. 57747

## WELL LOG:

FORMATION	DEPTH	
	FROM	TO
Shut Creek Shale	0	120
<del>Fusion</del> Full River SS	120	295
Fusion Shale	295	315
Lakota Sandstone	315	428

 STATIC WATER LEVEL 32.6 Feet

If flowing: closed in pressure \_\_\_\_\_ PSI

GPM flow \_\_\_\_\_ through \_\_\_\_\_ inch pipe

 Controlled by ☐ Valve ☐ Reducers ☐ Other \_\_\_\_\_

Reduced Flowrate \_\_\_\_\_ GPM

 Can well be completely shut in? Yes

## WELL TEST DATA:

☐ Pumped Describe: High 1' at 408'
☐ Bailed \_\_\_\_\_

☒ Other \_\_\_\_\_

Pumping Level Below Land Surface

\_\_\_\_\_ ft. After \_\_\_\_\_ Hrs. pumped \_\_\_\_\_ GPM

\_\_\_\_\_ ft. After \_\_\_\_\_ Hrs. pumped \_\_\_\_\_ GPM

If pump installed, pump rate \_\_\_\_\_ GPM

## REMARKS

Dewey Borden 7-11-15

 This well was drilled under license # 745

And this report is true and accurate.

 Drilling firm DAVIS Drilling, Inc

Signature of License Representative:

Stacy Davis

Signature of Well Owner or Equitable Property Holder:

Power Tech

 Date: 3/5/08



## 07-92

mark well location with an "X"

Well-Completion Date

7-21-08

Distance from nearest potential pollution source (septic tank, abandoned well, feed lot, etc.)? \_\_\_\_\_ ft. from Near desert (identify source).

☐ Domestic/Stock    ☐ Municipal    ☐ Business    ☐ Test Holes  
☐ Irrigation    ☐ Industrial    ☐ Institutional    ☒ Monitoring well

Алса 70/100

☐ Steel     ☒ Plastic     ☐ Other

16 other describe

WEIGHT	DIAMETER	FROM	TO	HOLE DIAMETER
17 LB/FT	4 IN	6 FT	4150 FT	6 3/4 IN
LB/FT	IN	FT	FT	IN
LB/FT	IN	FT	FT	IN

Grout Type	No. of Sacks	Grout Weight	From	To
CPBT	67	15.4 lb./gal	0 ft.	46 ft.
		lb./gal	ft.	ft.

Describe grouting procedure Plumb

Diameter 2 IN Length 10 FEET  
Material PVC  
Slot Size 70 Set From 465 Feet to 450 Feet  
Other information it's a 1/2 inch hole

Describe packer(s) and location? Packer 440'

**YES. How**

**Laboratory sent to for water quality analysis**

X NO. Why Not?

X NO. Why Not? N/A

Elson

Well Owner: Power Tech  
Business Name: Power Tech USA Inc.  
Address: P.O. Box 773  
1411 Sprague St 07747

DEPTH

## FORMATION

FROM

TO

Shut down SL-1

54.2

Feet

If flowing: closed in pressure \_\_\_\_\_ PSI

GPM flow \_\_\_\_\_ through \_\_\_\_\_ inch pipe

Controlled by ☐ Valve ☐ Reducers ☐ Other \_\_\_\_\_

Reduced Flowrate \_\_\_\_\_ GPM

Can well be completely shut in? Yes

☐ Pumped Describe: 1-1-113 21 4135

☐ Bailed \_\_\_\_\_

☒ Other \_\_\_\_\_

### Pumping Level Below Land Surface

\_\_\_\_\_ ft. After \_\_\_\_\_ Hrs. pumped \_\_\_\_\_ GPM

\_\_\_\_\_ ft. After \_\_\_\_\_ Hrs. pumped \_\_\_\_\_ GPM

If pump installed, pump rate \_\_\_\_\_ GPM

## REMARKS

Det wnt Y Bundes!

7-11-2

This well was drilled under license # 744

**And this report is true and accurate.**

Drilling firm Dr. J. Dr. H. Dr. L. Dr. M.

Signature of License Representative: \_\_\_\_\_

Signature of Well Owner or Equitable Property Holder:

Date: \_\_\_\_\_

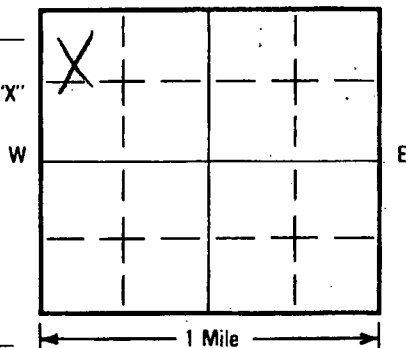
3/5/08

## SOUTH DAKOTA WATER WELL COMPLETION REPORT

07-92

Location NW 1/4 NW 1/4 Sec 5 Twp 7S Rg 1E  
County Fall River North

Please mark well location with an "X"



Well Completion Date

4-29-08

## LOCATION:

Distance from nearest potential pollution source (septic tank, abandoned well, feed lot, etc.)? NONE Present ft. from (identify source).

## PROPOSED USE:

☒ Domestic/Stock ☐ Municipal ☐ Business ☐ Test Holes  
☐ Irrigation ☐ Industrial ☐ Institutional ☐ Monitoring well

## METHOD OF DRILLING:

Mud & RotaryCASING DATA: ☒ Steel ☐ Plastic ☐ Other

If other, describe \_\_\_\_\_

WEIGHT	DIAMETER	FROM	TO	HOLE DIAMETER
<u>18</u> LB/FT	<u>6</u> IN	<u>0</u> FT	<u>915</u> FT	<u>8 1/4</u> IN
_____ LB/FT	_____ IN	_____ FT	_____ FT	_____ IN
_____ LB/FT	_____ IN	_____ FT	_____ FT	_____ IN

## GROUTING DATA

Grout Type	No. of Sacks	Grout Weight	From	To
<u>CMG</u>	<u>205</u>	<u>153</u> lb./gal	<u>0</u> ft	<u>915</u> ft
_____	_____	_____ lb./gal	_____ ft	_____ ft

Describe grouting procedure M & S Cementing

SCREEN: ☐ Perforated pipe ☒ ManufacturedDiameter 3" IN Length 40 FEETMaterial PVCSlot Size .020 Set From 915 Feet to 955 FeetOther information 512 K PackerWAS A PACKER OR SEAL USED? ☒ YES ☐ NOIf so, what material? 3' x 6" K PackerDescribe packer(s) and location? Packer Set 905

SINFECTON: Was well disinfected upon completion?

YES, How: \_\_\_\_\_

NO, Why Not? NA

Laboratory sent to for water quality analysis

RespecWell Owner: Power-TechBusiness Name: Power-Tech USA INCAddress: P.O. Box 723Hot Springs S.D. 57747

## WELL LOG:

## DEPTH

FORMATION	DEPTH	
	FROM	TO
<u>Skull Creek</u>	<u>0</u>	<u>455</u>
<u>Fall River</u>	<u>455</u>	<u>600</u>
<u>Fusion</u>	<u>600</u>	<u>655</u>
<u>Lakota</u>	<u>655</u>	<u>735</u>
<u>Monks</u>	<u>735</u>	<u>890</u>
<u>UNH PAPA</u>	<u>890</u>	<u>955</u>

STATIC WATER LEVEL 0 FeetIf flowing: closed in pressure 42 PSIGPM flow 1/2 through 2 inch pipeControlled by ☒ Valve ☐ Reducers ☐ Other

Reduced Flowrate \_\_\_\_\_ GPM

Can well be completely shut in? YES

## WELL TEST DATA:

☐ PumpedDescribe: A. 1 1/2 AT 900'☐ Bailed☐ Other

Pumping Level Below Land Surface

\_\_\_\_\_ ft. MAY 20 2008 Mrs. pumped \_\_\_\_\_ GPM\_\_\_\_\_ ft. WATER RIGHTS PROGRAM Mrs. pumped \_\_\_\_\_ GPM

If pump installed, pump rate \_\_\_\_\_ GPM

## REMARKS

DEWEY Bundock8-5-1This well was drilled under license # 745

And this report is true and accurate.

Drilling firm DAVIS Drilling IncSignature of License Representative: Sh. Davis

Signature of Well-Owner or Equitable Property Holder: \_\_\_\_\_

Date: 5/5/08





07-11-11C

## SOUTH DAKOTA WATER WELL COMPLETION REPORT

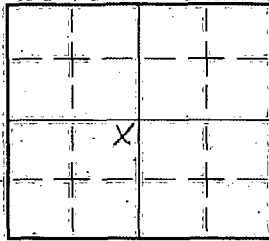
07-92

Location SW 1/4 NW 1/4 Sec 11 Twp 75 Rg 1E  
County Fall River North

Please mark well location with an "X"

Well Completion Date

12-19-07



## LOCATION:

Distance from nearest potential pollution source (septic tank, abandoned well, feed lot, etc.)? ft. from NONE Present (identify source).

## PROPOSED USE:

☒ Domestic/Stock ☐ Municipal ☐ Business ☐ Test Holes  
☒ Irrigation ☐ Industrial ☐ Institutional ☒ Monitoring well

## METHOD OF DRILLING:

Mud Rotary

CASING DATA: ☐ Steel ☒ Plastic ☐ Other

If other, describe

PIPEWEIGHT: SDR 21 LB/FT DIAMETER: 6 IN FROM: 0 FT TO: 426 FT HOLE DIAMETER: 8 3/4 IN

LB/FT IN FT FT IN

LB/FT IN FT FT IN

## GROUTING DATA

Grout Type: CMT No. of Sacks: 95.3 Grout Weight: 15.1 lb./gal From: 426 ft To: 0 ft

lb./gal ft ft

Describe grouting procedure Pump

SCREEN: ☐ Perforated pipe ☒ Manufactured

Diameter: 4 1/2 IN Length: 10 FEET

Material: PVC

Slot Size: 025 Set From: 436 Feet to: 426 Feet

Other information: Set With K Packer

WAS A PACKER OR SEAL USED? ☒ YES ☐ NO

If so, what material? 6" K Packer

Describe packer(s) and location? K Packer 406'

DISINFECTION: Was well disinfected upon completion?

YES: How:

X NO, Why Not? NA

Laboratory sent to for water quality analysis

Respec

Well Owner: ~~Power Tech~~ Power Tech

Business Name: Power Tech USA Inc

Address: P.O. Box 723

Hot Springs S.D. 57747

## WELL LOG:

FORMATION	DEPTH	
	FROM	TO
Shall Creek Sh	0	122'
Fall River SS	122'	250'
Fusion Sh	250'	317'
Lincoln SS	317'	436'

STATIC WATER LEVEL 29 Feet

If flowing: closed-in pressure NA PSI

GPM flow through inch pipe

Controlled by ☐ Valve ☐ Reducers ☐ Other

Reduced Flowrate GPM

Can well be completely shut in? YES

## WELL TEST DATA:

☐ Pumped Describe: Airlift m 388☐ Bailed☒ Other

Pumping Level Below Land Surface

ft. After: Hrs. pumped 240 cubic feet GPM

ft. After: Hrs. pumped GPM

If pump installed, pump rate GPM

REMARKS: 266 DB 07-11-11C

Lithology attached.

This well was drilled under license # 745

And this report is true and accurate.

Drilling firm: Davis Drilling Inc

Signature of License Representative: Stan Davis

Signature of Well Owner or Equitable Property Holder:

Power Tech (USA) Inc

Date: 12-31-07

## SOUTH DAKOTA WATER WELL COMPLETION REPORT

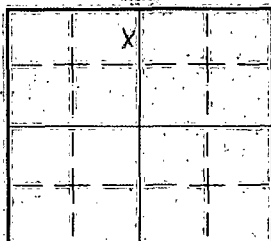
07-92

Location NE 1/4 NW 1/4 Sec 32 Twp 12S Rg 1E  
County Custer

Please mark well location with an "X"

Well Completion Date

2-6-08



1 Mile

## LOCATION:

Distance from nearest potential pollution source (septic tank, abandoned well, feed lot, etc.): None ft. from None (identify source)

## PROPOSED USE:

☐ Domestic/Stock ☐ Municipal ☐ Business ☐ Test Holes  
☒ Irrigation ☐ Industrial ☐ Institutional ☐ Monitoring well

## METHOD OF DRILLING:

Mud RotaryCASING DATA: ☐ Steel ☒ Plastic ☐ Other

If other describe

PIPEWEIGHT	DIAMETER	FROM	TO	HOLE DIAMETER
<u>SDR 17 LB/FT</u>	<u>4 IN</u>	<u>0 FT</u>	<u>590 FT</u>	<u>6 3/4 IN</u>
LB/FT	IN	FT	FT	IN
LB/FT	IN	FT	FT	IN

## GROUTING DATA:

Grout Type	No. of Sacks	Grout Weight	From	To
<u>CM7</u>	<u>60</u>	<u>15.2 lb./gal</u>	<u>590</u> ft	<u>0</u> ft
		lb./gal	ft	ft

Describe grouting procedure groutSCREEN: ☐ Perforated pipe ☒ ManufacturedDiameter 2 IN Length 15 FEETMaterial PVCSlot Size .020 Set From 405 Feet to 590 FeetOther information See k packWAS A PACKER OR SEAL USED? ☒ YES ☐ NOIf so, what material? 4 1/2" k packDescribe packer(s) and location? Packer 580

DISINFECTION: Was well disinfected upon completion?

YES: How:

Laboratory sent to for water quality analysis

X NO, Why Not?

N/AR. SpasWell Owner: PowerlineBusiness Name: Powerline USA Inc.Address: P.O. Box 723Had Springs SD 57747

## WELL LOG:

FORMATION	DEPTH	
	FROM	TO
<u>Skull Creek Shale</u>	<u>0</u>	<u>480'</u>
<u>Fall River Sandstone</u>	<u>480'</u>	<u>605'</u>

STATIC WATER LEVEL 0 FeetIf flowing, closed in pressure 3 PSIGPM flow 5 through 2 inch pipeControlled by ☒ Valve ☐ Reducers ☐ Other

Reduced Flowrate \_\_\_\_\_ GPM

Can well be completely shut in? Yes

## WELL TEST DATA:

☐ Pumped Describe: Hydrolite 580☐ Bailed☒ Other

Pumping Level Below Land Surface

\_\_\_\_\_ ft. After \_\_\_\_\_ Hrs. pumped \_\_\_\_\_ GPM

\_\_\_\_\_ ft. After \_\_\_\_\_ Hrs. pumped \_\_\_\_\_ GPM

If pump installed, pump rate \_\_\_\_\_ GPM

REMARKS Downy Buck 7-32-5This well was drilled under license # 745

And this report is true and accurate.

Drilling firm DAV D. H. Inc.Signature of License Representative: Sh. D.Signature of Well Owner or Equitable Property Holder: PowerlineDate: 2/22/08

## 07-92

3/8/02

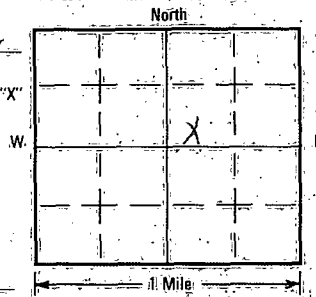
**07-92**

<p>Location: NW 1/4 Sec 1 Twp 7S Rg 1E  County: Fall River  Please mark well location with an "X"</p> <div style="text-align: center;"> </div> <p>Well Completion Date: 3-26-08</p>	<p>Well Owner: Power Tech  Business Name: Power Tech USA Inc  Address: P.O. Box 723  Holt Springs, SD 57747</p>																				
<p><b>LOCATION:</b>  Distance from nearest potential pollution source (septic tank, abandoned well, feed lot, etc.): NONE Present (identify source)</p> <p><b>PROPOSED USE:</b>  <input type="checkbox"/> Domestic/Stock <input type="checkbox"/> Municipal <input type="checkbox"/> Business <input type="checkbox"/> Test Holes  <input type="checkbox"/> Irrigation <input type="checkbox"/> Industrial <input type="checkbox"/> Institutional <input checked="" type="checkbox"/> Monitoring well</p> <p><b>METHOD OF DRILLING:</b>  Mud &amp; Return</p>	<p><b>WELL LOG:</b></p> <table border="1" style="width: 100%; border-collapse: collapse;"> <thead> <tr> <th rowspan="2">FORMATION</th> <th colspan="2">DEPTH</th> </tr> <tr> <th>FROM</th> <th>TO</th> </tr> </thead> <tbody> <tr> <td>Full River</td> <td>0</td> <td>55</td> </tr> <tr> <td>Fusion</td> <td>55</td> <td>80</td> </tr> <tr> <td>Lakota</td> <td>80</td> <td>166</td> </tr> </tbody> </table>	FORMATION	DEPTH		FROM	TO	Full River	0	55	Fusion	55	80	Lakota	80	166						
FORMATION	DEPTH																				
	FROM	TO																			
Full River	0	55																			
Fusion	55	80																			
Lakota	80	166																			
<p><b>CASING DATA:</b>  <input type="checkbox"/> Steel <input checked="" type="checkbox"/> Plastic <input type="checkbox"/> Other  If other, describe: _____</p> <table border="1" style="width: 100%; border-collapse: collapse;"> <thead> <tr> <th>PIPEWEIGHT</th> <th>DIAMETER</th> <th>FROM</th> <th>TO</th> <th>HOLE DIAMETER</th> </tr> </thead> <tbody> <tr> <td>SDR21 LB/FT</td> <td>6 IN</td> <td>0 FT</td> <td>166 FT</td> <td>8 1/4 IN</td> </tr> <tr> <td>_____ LB/FT</td> <td>_____ IN</td> <td>_____ FT</td> <td>_____ FT</td> <td>_____ IN</td> </tr> <tr> <td>_____ LB/FT</td> <td>_____ IN</td> <td>_____ FT</td> <td>_____ FT</td> <td>_____ IN</td> </tr> </tbody> </table>	PIPEWEIGHT	DIAMETER	FROM	TO	HOLE DIAMETER	SDR21 LB/FT	6 IN	0 FT	166 FT	8 1/4 IN	_____ LB/FT	_____ IN	_____ FT	_____ FT	_____ IN	_____ LB/FT	_____ IN	_____ FT	_____ FT	_____ IN	<p><b>STATIC WATER LEVEL:</b> 138 Feet  If flowing: closed-in pressure _____ PSI  GPM flow _____ through _____ inch pipe  Controlled by <input checked="" type="checkbox"/> Valve <input type="checkbox"/> Reducers <input type="checkbox"/> Other  Reduced Flowrate _____ GPM  Can well be completely shut in? Yes</p>
PIPEWEIGHT	DIAMETER	FROM	TO	HOLE DIAMETER																	
SDR21 LB/FT	6 IN	0 FT	166 FT	8 1/4 IN																	
_____ LB/FT	_____ IN	_____ FT	_____ FT	_____ IN																	
_____ LB/FT	_____ IN	_____ FT	_____ FT	_____ IN																	
<p><b>GROUTING DATA:</b></p> <table border="1" style="width: 100%; border-collapse: collapse;"> <thead> <tr> <th>Grout Type</th> <th>No. of Sacks</th> <th>Grout Weight</th> <th>From</th> <th>To</th> </tr> </thead> <tbody> <tr> <td>CMJ</td> <td>34</td> <td>152 lb./gal</td> <td>0 ft</td> <td>166 ft</td> </tr> <tr> <td>_____</td> <td>_____</td> <td>_____ lb./gal</td> <td>_____ ft</td> <td>_____ ft</td> </tr> </tbody> </table> <p>Describe grouting procedure: Pump</p>	Grout Type	No. of Sacks	Grout Weight	From	To	CMJ	34	152 lb./gal	0 ft	166 ft	_____	_____	_____ lb./gal	_____ ft	_____ ft	<p><b>WELL TEST DATA:</b>  <input type="checkbox"/> Pumped Describe: Artificial AT 150  <input type="checkbox"/> Bailed  <input type="checkbox"/> Other</p> <p>Pumping Level Below Land Surface  _____ ft. After _____ Hrs. pumped _____ GPM  _____ ft. After _____ Hrs. pumped _____ GPM  If pump installed, pump rate _____ GPM</p>					
Grout Type	No. of Sacks	Grout Weight	From	To																	
CMJ	34	152 lb./gal	0 ft	166 ft																	
_____	_____	_____ lb./gal	_____ ft	_____ ft																	
<p><b>SCREEN:</b> <input type="checkbox"/> Perforated pipe <input checked="" type="checkbox"/> Manufactured  Diameter: 3 IN Length: 30 FEET  Material: PVC  Slot Size: 30/20 Set From: 166 Feet to: 196 Feet  Other information: Set K Packer</p>	<p><b>REMARKS:</b>  Dewey Burdette  8-1-6</p>																				
<p><b>WAS A PACKER OR SEAL USED?</b> <input checked="" type="checkbox"/> YES <input type="checkbox"/> NO  If so, what material? 6" x 3" K Packer  Describe packer(s) and location? Packer set at 156</p>	<p>This well was drilled under license # 745  And this report is true and accurate.  Drilling firm: Davis Drilling  Signature of License Representative: Steve Davis</p>																				
<p><b>DISINFECTION:</b> Was well disinfected upon completion?  <input checked="" type="checkbox"/> YES, How: NA  <input type="checkbox"/> NO, Why Not? _____</p> <p>Laboratory sent to for water quality analysis: Respic</p>	<p>Signature of Well Owner or Equitable Property Holder: _____  Date: 4/22/08</p>																				

**07-92**

Hick Springs Sn 57747

3.75-08



MUD J. Rolan

10/12/72

Date: 4/22/08

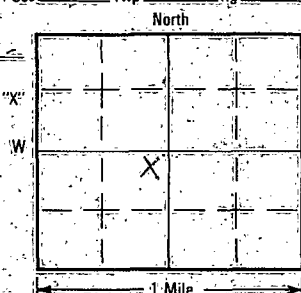
## SOUTH DAKOTA WATER WELL COMPLETION REPORT

07-92

Location NE 1/4 SW 1/4 Sec 11 Twp 6S Rg 1E  
County Fall River

Please mark well location with an "X"

Well Completion Date

4-1-08Well Owner: Power-Tell  
Business Name: Power-Tell USA Inc.  
Address: P.O. Box 723  
Hot Springs, SD 57747

FORMATION	DEPTH	
	FROM	TO
<u>Skull Creek</u>	<u>0</u>	<u>128</u>
<u>Fall River</u>	<u>128</u>	<u>255</u>

## LOCATION:

Distance from nearest potential pollution source (septic tank, abandoned well, feed lot, etc.): None Present ft. from None Present (identify source)

## PROPOSED USE:

☐ Domestic/Stock ☐ Municipal ☐ Business ☐ Test Holes  
☐ Irrigation ☐ Industrial ☐ Institutional ☒ Monitoring well

## METHOD OF DRILLING:

Mud & Rotary

## CASING DATA:

☐ Steel ☒ Plastic ☐ Other  
If other describePIPEWEIGHT 50 LB/FT DIAMETER 6 IN FROM 0 FT TO 245 FT HOLE DIAMETER 8 1/2 IN  
LB/FT IN FT FT IN  
LB/FT IN FT FT IN

## GROUTING DATA

Grout Type CM 1 No. of Sacks 45 Grout Weight 15.2 lb./gal From 0 ft To 245 ft  
lb./gal ft ftDescribe grouting procedure PumpSCREEN: ☐ Perforated pipe ☒ ManufacturedDiameter 3 IN Length 10 FEETMaterial PVCSlot Size 0.075 Set From 245 Feet to 255 FeetOther information Set in BackhoeWAS A PACKER OR SEAL USED? ☒ YES ☐ NOIf so, what material? 6' x 3" K PackerDescribe packer(s) and location? Packer set at 235'

## DISINFECTION: Was well disinfected upon completion?

YES: How? N/A  
NO: Why Not? N/A

Laboratory sent to for water quality analysis

RisperSTATIC WATER LEVEL 39 FeetIf flowing, closed-in pressure   PSIGPM flow   through   inch pipeControlled by ☒ Valve ☐ Reducers ☐ OtherReduced Flowrate   GPMCan well be completely shut in? Yes

## WELL TEST DATA:

☐ Pumped Describe: Art. Lift at 230'☐ Bailed☐ Other

Pumping Level Below Land Surface

  ft. After   Hrs. pumped   GPM  ft. After   Hrs. pumped   GPMIf pump installed, pump rate   GPM

## REMARKS

Dewey Burdick8-11-17This well was drilled under license # 745

And this report is true and accurate

Drilling firm Davis DrillingSignature of License Representative: Sta. Davis

Signature of Well Owner or Equitable Property Holder:

Date: 4/22/08

## SOUTH DAKOTA WATER WELL COMPLETION REPORT

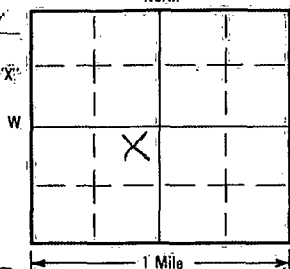
07-92

Location NE 1/4 SW 1/4 Sec. 11 Twp. 65 Rg. 1E  
County Fall River North

Please mark well location with an "X"

Well Completion Date

4-15-08



## LOCATION:

Distance from nearest potential pollution source (septic tank, abandoned well, feed lot, etc.)? \_\_\_\_\_ ft. from \_\_\_\_\_ (identify source).

## PROPOSED USE:

☐ Domestic/Stock ☐ Municipal ☐ Business ☐ Test Holes:  
☐ Irrigation ☐ Industrial ☐ Institutional ☒ Monitoring well

## METHOD OF DRILLING:

Mud + Rotary

CASING DATA: ☒ Steel ☐ Plastic ☐ Other

If other describe \_\_\_\_\_

PIPEWEIGHT	DIAMETER	FROM	TO	HOLE DIAMETER
18 LB/FT	8 1/2 IN.	0 FT	621 FT	8 1/2 IN.
_____ LB/FT	_____ IN.	_____ FT	_____ FT	_____ IN.
_____ LB/FT	_____ IN.	_____ FT	_____ FT	_____ IN.

## GROUTING DATA

Grout Type	No. of Sacks	Grout Weight	From	To
Em.	104	15.2 lb./gal	0 ft	621 ft
_____	_____	_____ lb./gal	_____ ft	_____ ft

Describe grouting procedure \_\_\_\_\_

SCREEN: ☐ Perforated pipe ☒ Manufactured

Diameter \_\_\_\_\_ IN Length \_\_\_\_\_ FEET

Material PVC

Slot Size 20/20 Set From 121 Feet to 631 Feet

Other information 45 ft packer

WAS A PACKER OR SEAL USED? ☒ YES ☐ NO

If so, what material? \_\_\_\_\_

Describe packer(s) and location? \_\_\_\_\_

DISINFECTION: Was well disinfected upon completion?

YES, How: \_\_\_\_\_

Laboratory sent to for water quality analysis \_\_\_\_\_

NO, Why Not? \_\_\_\_\_

Well Owner: \_\_\_\_\_

Business Name: \_\_\_\_\_

Address: \_\_\_\_\_

## WELL LOG:

## DEPTH

FORMATION	DEPTH	
	FROM	TO
Shull Creek	0	115
Fall River	115	245
Fusion	245	310
Lakota	310	455
Morrison	455	560
UNKPAPA	560	621

## STATIC WATER LEVEL

0

Feet

If flowing: closed-in pressure \_\_\_\_\_

1

PSI

GPM flow \_\_\_\_\_ through \_\_\_\_\_

2

inch pipe

Controlled by ☒ Valve ☐ Reducers ☐ Other \_\_\_\_\_

Reduced Flowrate \_\_\_\_\_

GPM

Can well be completely shut-in? \_\_\_\_\_

Yes

## WELL TEST DATA:

☐ Pumped

Describe: \_\_\_\_\_

☐ Bailed☐ Other \_\_\_\_\_

Pumping Level Below Land Surface \_\_\_\_\_

ft. After \_\_\_\_\_

Hrs. pumped \_\_\_\_\_

GPM

ft. After \_\_\_\_\_

Hrs. pumped \_\_\_\_\_

GPM

If pump installed, pump rate \_\_\_\_\_

GPM

## REMARKS

DEWEY Burdock

8-11-18

This well was drilled under license # \_\_\_\_\_

745

And this report is true and accurate.

Drilling firm \_\_\_\_\_

Signature of License Representative: \_\_\_\_\_

Signature of Well Owner or Equitable Property Holder: \_\_\_\_\_

Date: \_\_\_\_\_

5/5/08

# SOUTH DAKOTA WATER WELL COMPLETION REPORT

07-92

Location NE 1/4 SW 1/4 Sec 11 Twp 6S Rg 1E  
 County Fall River North

Please mark well location with an "X"

Well-Completion Date  
4-16-08

**LOCATION:**  
 Distance from nearest potential pollution source (septic tank, abandoned well, feed lot, etc.)? None ft. from Present (identify source).

**PROPOSED USE:**  
☐ Domestic/Stock ☐ Municipal ☐ Business ☐ Test Holes  
☐ Irrigation ☐ Industrial ☐ Institutional ☒ Monitoring well

**METHOD OF DRILLING:**  
Mud & Rotary

**CASING DATA:** ☐ Steel ☒ Plastic ☐ Other  
 If other describe \_\_\_\_\_  
 PIPEWEIGHT DIAMETER FROM TO HOLE DIAMETER  
SDR 17 LB/FT 6 IN 0 FT 325 FT 8 3/4 IN  
 \_\_\_\_\_ LB/FT \_\_\_\_\_ IN \_\_\_\_\_ FT \_\_\_\_\_ FT \_\_\_\_\_ IN  
 \_\_\_\_\_ LB/FT \_\_\_\_\_ IN \_\_\_\_\_ FT \_\_\_\_\_ FT \_\_\_\_\_ IN

**GROUTING DATA**  
 Grout Type CMF No. of Sacks 58 Grout Weight 15.2 lb./gal From 0 ft. To 325 ft.  
 \_\_\_\_\_ lb./gal \_\_\_\_\_ ft. \_\_\_\_\_ ft.  
 Describe grouting procedure pump

**SCREEN:** ☐ Perforated pipe ☒ Manufactured  
 Diameter 3 IN Length 10 FEET  
 Material PVC  
 Slot Size .020 Set From 325 Feet to 335 Feet  
 Other information SET K Packer

**WAS A PACKER OR SEAL USED?** ☒ YES ☐ NO  
 If so, what material? 6" x 3" K Packer  
 Describe packer(s) and location? Packer Set at 315

**DISINFECTION:** Was well disinfected upon completion?  
 YES, How: \_\_\_\_\_  
 NO, Why Not? NA

Laboratory sent to for water quality analysis  
Respec

Well Owner: Power Tech  
 Business Name: Power Tech USA INC  
 Address: P.O. Box 723  
Hot Springs S.D. 57742

FORMATION	DEPTH	
	FROM	TO
<u>Skull Creek</u>	<u>0</u>	<u>125</u>
<u>Fall River</u>	<u>125</u>	<u>250</u>
<u>Fusion</u>	<u>250</u>	<u>325</u>
<u>Lakota</u>	<u>325</u>	<u>335</u>

**STATIC WATER LEVEL** 39.6 Feet  
 If flowing: closed in pressure \_\_\_\_\_ PSI  
 GPM flow \_\_\_\_\_ through \_\_\_\_\_ inch pipe  
 Controlled by ☐ Valve ☐ Reducers ☐ Other \_\_\_\_\_  
 Reduced Flowrate \_\_\_\_\_ GPM  
 Can well be completely shut in? Yes

**WELL TEST DATA:**  
☐ Pumped Describe: Airlift at 310  
☐ Bailed \_\_\_\_\_  
☐ Other \_\_\_\_\_  
 Pumping Level Below Land Surface  
 \_\_\_\_\_ ft. After \_\_\_\_\_ Hrs. pumped \_\_\_\_\_ GPM  
 \_\_\_\_\_ ft. After \_\_\_\_\_ Hrs. pumped \_\_\_\_\_ GPM  
 If pump installed, pump rate \_\_\_\_\_ GPM

**REMARKS**  
DEWEY Burdock  
8-11-19

This well was drilled under license # 745

And this report is true and accurate.  
 Drilling firm Davis Drilling  
 Signature of License Representative: Stan Davis  
 Signature of Well Owner or Equitable Property Holder: \_\_\_\_\_

Date: 5/10/08



## 07-92

Date: 7-1-08

## SOUTH DAKOTA WATER WELL COMPLETION REPORT

07-92

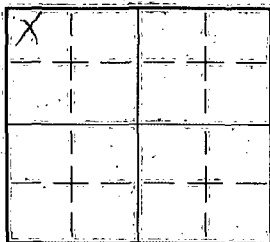
Location NW 1/4 NW 1/4 Sec 15 Twp 7S Rg 1E

County Fall River North

Please mark well location with an "X"

Well Completion Date

3-22-08



## LOCATION:

Distance from nearest potential pollution source (septic tank, abandoned well, feed lot, etc.)? ft. from None Present (identify source)

## PROPOSED USE:

☐ Domestic/Stock ☐ Municipal ☐ Business ☐ Test Holes  
☐ Irrigation ☐ Industrial ☐ Institutional ☒ Monitoring well

## METHOD OF DRILLING:

Mud + Rotary

CASING DATA: ☐ Steel ☒ Plastic ☐ Other

If other, describe

PIPEWEIGHT DIAMETER FROM TO HOLE DIAMETER

SDR 17 LB/FT 6 IN 0 FT 377 FT 8 1/4 IN

LB/FT IN FT FT IN

LB/FT IN FT FT IN

## GROUTING DATA

Grout Type No. of Sacks Grout Weight From To

Cement 54 15.2 lb./gal 0 ft 377 ft

lb./gal ft ft

Describe grouting procedure Pump

SCREEN: ☐ Perforated pipe ☒ Manufactured

Diameter 3 IN Length 15 FEET

Material PVC

Slot Size 0.02 Set From 377 Feet to 392 Feet

Other information Set to Pack

WAS A PACKER OR SEAL USED? ☒ YES ☐ NO

If so, what material? 6" x 4" H. Packer 4" x 3" Bell

Describe packer(s) and location? Packer Set at 367'

DISINFECTION: Was well disinfected upon completion?

YES: How:

Laboratory sent to for water quality analysis

X NO, Why Not?

NA

K. Jones

Well Owner: Power Tech

Business Name: Power Tech USA Inc

Address: P.O. Box 723

Hot Springs SD 57747

## WELL LOG:

FORMATION	DEPTH	
	FROM	TO
Shall. Gravelly Sand	0	295
Fall River S.S.	295	392

STATIC WATER LEVEL 0 Feet

If flowing: closed in pressure 7 PSI

GPM flow 2 through 2 inch pipe

Controlled by ☒ Valve ☐ Reducers ☐ Other

Reduced Flowrate GPM

Can well be completely shut in? Yes

## WELL TEST DATA:

☐ Pumped Describe: 1.11 hr 360'☐ Bailed☐ Other

Pumping Level Below Land Surface

ft. After Hrs. pumped GPM

ft. After Hrs. pumped GPM

If pump installed: pump rate GPM

## REMARKS

Dewet Burdock

8-15-3

This well was drilled under license # 745

And this report is true and accurate.

Drilling firm: Davis Drilling

Signature of License Representative: S. Davis

Signature of Well Owner or Equitable Property Holder:

Date: 4-1-08

## SOUTH DAKOTA WATER WELL COMPLETION REPORT

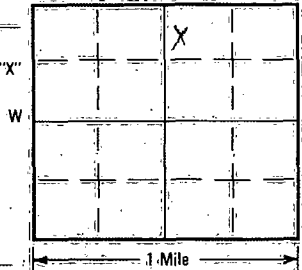
07-92

Location NW 1/4 NE 1/4 Sec 32 Twp 4S Rg 1E  
Countyuster North

Please mark well location with an "X"

Well Completion Date

2-4-08

Well Owner: Power Tech  
Business Name: Power Tech USA Inc  
Address: P.O. Box 723  
Hot Springs, S.D. 57747

FORMATION	DEPTH	
	FROM	TO
Skull Creek shale	0	473'
Fall River sandstone	473'	595'

## LOCATION:

Distance from nearest potential pollution source (septic tank, abandoned well, feed lot, etc.)? ft. from NONE Present (identify source).

## PROPOSED USE:

☐ Domestic/Stock ☐ Municipal ☐ Business ☐ Test Holes  
☐ Irrigation ☐ Industrial ☐ Institutional ☒ Monitoring well

## METHOD OF DRILLING:

Mud Rotary

CASING DATA: ☐ Steel ☒ Plastic ☐ Other

If other, describe

PIPEWEIGHT	DIAMETER	FROM	TO	HOLE DIAMETER
SDR 17 LB/FT	4 IN	595 FT	580 FT	6 3/4 IN

## GROUTING DATA:

Grout Type	No. of Sacks	Grout Weight	From	To
CMT	77	5.2 lb./gal	0 ft	580 ft

Describe grouting procedure pump

SCREEN: ☐ Perforated pipe ☒ Manufactured

Diameter 2 IN Length 15 FEET

Material PVC

Slot Size .020 Set From 595 Feet to 580 Feet

Other information Set A Packer

WAS A PACKER OR SEAL USED? ☒ YES ☐ NO

If so, what material? 4" K Packer

Describe packer(s) and location? Packer 570'

## DISINFECTION: Was well disinfected upon completion?

YES, How: X NO, Why Not? NA

Laboratory sent to for water quality analysis:

Reliance

## STATIC WATER LEVEL: 0 Feet

If flowing, closed in pressure 6 PSI

GPM flow 15 through 2 inch pipe

Controlled by ☒ Valve ☐ Reducers ☐ Other

Reduced Flowrate GPM

Can well be completely shut in? Yes

## WELL TEST DATA:

☐ Pumped Describe: 1 hr lift in 570'☐ Bailed☐ Other

## Pumping Level Below Land Surface

ft. After Hrs. pumped GPM

ft. After Hrs. pumped GPM

If pump installed, pump rate GPM

REMARKS Dewater Buck 32-4 C

This well was drilled under license # 745.1

And this report is true and accurate:

Drilling firm Davis Drilling Inc

Signature of License Representative: Stan Davis

Signature of Well Owner or Equitable Property Holder:

Power Tech

Date: 2/27/08

## SOUTH DAKOTA WATER WELL COMPLETION REPORT

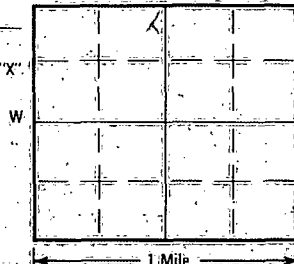
07-92

Location W 1/4 NW 1/4 Sec 32 Twp 65 Rg 1  
County Custer

Please mark well location with an "X".

Well-Completion Date

3-10-08

Well Owner: Power Tech  
Business Name: Power Tech I.R.A. Tuna  
Address: P.O. Box 773  
Hot Springs, SD 57745

## WELL LOG:

FORMATION	DEPTH	
	FROM	TO
<u>Sk. 11 (cont.) G.L.</u>	<u>0</u>	<u>4.75</u>
<u>Fall Riv. G.L.</u>	<u>4.75</u>	<u>505</u>

## LOCATION:

Distance from nearest potential pollution source (septic tank, abandoned well, feed lot, etc.)? 0 ft. from Dugout (identify source).

## PROPOSED USE:

☐ Domestic/Stock ☐ Municipal ☐ Business ☐ Test Holes  
☐ Irrigation ☐ Industrial ☐ Institutional ☒ Monitoring well

## METHOD OF DRILLING:

Mud RotaryCASING DATA: ☐ Steel ☒ Plastic ☐ Other

If other, describe

PIPEWEIGHT	DIAMETER	FROM	TO	HOLE DIAMETER
<u>50.17 LB/FT</u>	<u>6 IN</u>	<u>0 FT</u>	<u>490 FT</u>	<u>8 3/4 IN</u>

## GROUTING DATA

Grout Type	No. of Sacks	Grout Weight	From	To
<u>CMT</u>	<u>107</u>	<u>15.7 lb./gal</u>	<u>0 ft</u>	<u>490 ft</u>

Describe grouting procedure

PumpSCREEN: ☐ Perforated pipe ☒ ManufacturedDiameter 3 IN Length 15 FEETMaterial PVCSlot Size 0.020 Set From 490 Feet to 505 FeetOther information Sit h PackWAS A PACKER OR SEAL USED? ☒ YES ☐ NOIf so, what material? 0" h PackDescribe packer(s) and location? Pack sit at 490'

DISINFECTION: Was well disinfected upon completion?

YES, How:

Laboratory sent to for water quality analysis

NO, Why Not?

N/A

## STATIC WATER LEVEL

If flowing, closed in pressure 6.5 PSIGPM flow 6 through 2 inch pipeControlled by ☒ Valve ☐ Reducers ☐ OtherReduced Flowrate   GPMCan well be completely shut in? Yes

## WELL TEST DATA:

☐ PumpedDescribe: Multi 115 475☐ Bailed☐ Other

Pumping Level Below Land Surface

ft. After   Hrs. pumped   GPMft. After   Hrs. pumped   GPMIf pump installed, pump rate   GPM

## REMARKS

Dewey Busch  
8-32-96This well was drilled under license # 745

And this report is true and accurate.

Drilling firm Davis Drilling IncSignature of License Representative:  Signature of Well Owner or Equitable Property Holder: Power TechDate: 3/10/08

## SOUTH DAKOTA WATER WELL COMPLETION REPORT

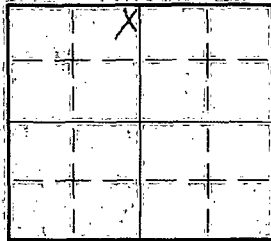
07-92

Location NE 1/4 NW 1/4 Sec 32 Twp 6S Rg 1E  
County CUSHEA

Please mark well location with an "X"

Well Completion Date

3-8-08



## LOCATION:

Distance from nearest potential pollution source (septic tank, abandoned well, feed lot, etc.)? None Present (identify source)

## PROPOSED USE:

☐ Domestic/Stock ☐ Municipal ☐ Business ☐ Test Holes  
☒ Irrigation ☐ Industrial ☐ Institutional ☒ Monitoring well

## METHOD OF DRILLING:

Mun. Rotary

## CASING DATA:

☒ Steel ☒ Plastic ☐ Other

If other describe

PIPEWEIGHT	DIAMETER	FROM	TO	HOLE DIAMETER
18 LB/FT	6 IN	0 FT	910 FT	8 3/4 IN
LB/FT	IN	FT	FT	IN
LB/FT	IN	FT	FT	IN

## GROUTING DATA

Grout Type	No. of Sacks	Grout Weight	From	To
CMT	719	15.7 lb./gal	0 ft	910 ft
		lb./gal	ft	ft

Describe grouting procedure Pump MTS cementSCREEN: ☐ Perforated pipe ☒ ManufacturedDiameter 3 IN Length 20 FEETMaterial PVCSlot Size .020 Set From 910 Feet to 930 FeetOther information Set f. PackersWAS A PACKER OR SEAL USED? ☒ YES ☐ NOIf so, what material? 6" h. PackerDescribe packer(s) and location? Packer 416 890

## DISINFECTION: Was well disinfected upon completion?

YES, How: NA

NO, Why/Not? NA

Laboratory sent to for water quality analysis

KCSpr

Well Owner: Power TechBusiness Name: Power Tech USA IncAddress: P.O. Box 723Hut Springs S.D. 57747

## WELL LOG:

FORMATION	DEPTH	
	FROM	TO
Shell Creek Shale	0	475
Fall River S.S.	475	620
Fusion Shale	620	670
Luskala S.S.	670	765
Morrison Shale	765	865
UNKPAPA S.S.	865	910

STATIC WATER LEVEL 0 FeetIf flowing: closed in pressure 55 PSIGPM flow 2 through 2 inch pipeControlled by ☒ Valve ☐ Reducers ☐ Other

Reduced Flowrate \_\_\_\_\_ GPM

Can well be completely shut in? Yes

## WELL TEST DATA:

☐ Pumped Describe: 11/1/11 at 885'☐ Bailed☒ Other

Pumping Level: Below Land Surface

\_\_\_\_\_ ft. After \_\_\_\_\_ Hrs. pumped \_\_\_\_\_ GPM

\_\_\_\_\_ ft. After \_\_\_\_\_ Hrs. pumped \_\_\_\_\_ GPM

If pump installed, pump rate \_\_\_\_\_ GPM

## REMARKS

DEWEY Burdick 8-32-11This well was drilled under license # 745

And this report is true and accurate.

Drilling firm: Power Tech USA IncSignature of License Representative: Steve Davis

Signature of Well Owner or Equitable Property Holder:

Power TechDate: 3/13/08

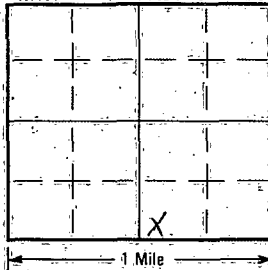
## SOUTH DAKOTA WATER WELL COMPLETION REPORT

07-92

Location SW 1/4 SE 1/4 Sec 32 Twp 65 Rg 1E  
County Custer

Please mark well location with an "X"

Well Completion Date

3-18-08

## LOCATION:

Distance from nearest potential pollution source (septic tank, abandoned well, feed lot, etc.)? None ft. from Private (identify source)

## PROPOSED USE:

☐ Domestic/Stock ☐ Municipal ☐ Business ☐ Test Holes  
☐ Irrigation ☐ Industrial ☐ Institutional ☒ Monitoring well

## METHOD OF DRILLING:

Mud & RotaryCASING DATA: ☐ Steel ☒ Plastic ☐ Other

If other, describe

PIPEWEIGHT DIAMETER FROM TO HOLE DIAMETER  
SDR 17 LB/FT 6 IN 0 FT 667 FT 8 3/4 IN  
 LB/FT IN FT FT IN  
 LB/FT IN FT FT IN

## GROUTING DATA

Grout Type No. of Sacks Grout Weight From To  
CMK 112 13 lb./gal 0 ft 667 ft  
 lb./gal ft ft

Describe grouting procedure Pump, Bad Mix  
CollectionSCREEN: ☐ Perforated pipe ☒ ManufacturedDiameter 3 IN Length 15 FEETMaterial PVCSlot Size .020 Set From 667 Feet to 682 FeetOther information Set in PackerWAS A PACKER OR SEAL USED? ☒ YES ☐ NOIf so, what material? 6" x 4" h packer, 4" x 3" bellDescribe packer(s) and location? Packer set at 657

DISINFECTION: Was well disinfected upon completion?

YES, How:

Laboratory sent to for water quality analysis

☒ NO, Why Not? NARelicWell Owner: Powell TechBusiness Name: Powell Tech USA, INCAddress: P.O. Box 723Hill Springs, SD 57747

## WELL LOG:

## DEPTH

FORMATION	FROM	TO
<u>Shale Gravel Shale</u>	<u>0</u>	<u>415</u>
<u>Fusion Fall River</u>	<u>415</u>	<u>530</u>
<u>Fusion Shale</u>	<u>530</u>	<u>635</u>
<u>Lakota S.L</u>	<u>635</u>	<u>682</u>

STATIC WATER LEVEL 0 FeetIf flowing, closed in pressure 40 PSIGPM flow 30 through 2 inch pipeControlled by ☒ Valve ☐ Reducers ☐ Other

Reduced Flowrate \_\_\_\_\_ GPM

Can well be completely shut in? Yes

## WELL TEST DATA:

☐ PumpedDescribe: Artificial in 650'☐ Bailed☐ Other

Pumping Level Below Land Surface

\_\_\_\_\_ ft. After \_\_\_\_\_ Hrs. pumped \_\_\_\_\_ GPM

\_\_\_\_\_ ft. After \_\_\_\_\_ Hrs. pumped \_\_\_\_\_ GPM

If pump installed, pump rate \_\_\_\_\_ GPM

## REMARKS

Dewey Burdock  
8-32-12This well was drilled under license # 745

And this report is true and accurate.

Drilling firm: Davis Drilling, Inc.Signature of License Representative: Sh. Davis

Signature of Well Owner or Equitable Property Holder:

Date: 4-1-08

## 07-92

Date: \_\_\_\_\_

**SOUTH DAKOTA STATE WELL LOGS  
NEAR DEWEY-BURDOCK**



# NOTICE OF WELL CONSTRUCTION

## 1. WELL CONSTRUCTION

Custer

Location of well: SE 1/4 NE 1/4 Section 20 Township 6S Range 1E

Well owner: Tennessee Valley Authority  
(Name)

(Address)

Date well drilling completed: 8-13-81

Purpose of well: Observation

(domestic, irrigation, municipal, industrial, other)

### WELL LOG

Layers, top to top in feet	Description of layer	Depth to top of water producing equifer	
0-435	Blk sh	712	n
435-505	Intbd gy clst ss	39.7	n
505-525	Lt tn & brn ss	800	n
525-550	IB gy clst ss	712	n
550-590	IB rd brn & gy siltst & clst	Casing information in the space below show kind, size, weight, length per diameter, etc., for production casing and surface casing, if used. 4" blk iron 107/ft	
590-600	Rd & brn ss		
600-620	IB gy-gn & rd brn siltst & clst	Screen information in the space below show length of screen below bottom of casing, diameter and kind of screen or casing perforations.	
620-645	Gy-wht siltst		
645-685	IB gy-wht siltst & pk siltst	open hole 712-800	
685-695	Pk & brn ss w/gy clst		
695-800	Brn, org, tn, pk, rd & yw ss	If a flowing well, flow of completed well	

Attach sheet if more space is needed

Silver King Hines, Inc.

Name of Drilling Contractor

## (2) PUMP INSTALLATION

Company name and size of pump

Type of pump

Capacity of installed pump

Depth of pump placement

ft.; Date of pump installation

## (3) WATER SURFACE MEASURING TUBE

On some wells an air-tight water surface measuring tube is required. See Section 46-40B of Chapter 46A, MINNESOTA WELL CONSTRUCTION STANDARDS.

Show exact vertical length of water surface measuring tube, when installed

tube material

Name of Pump Installation Contractor



## Cluster

Location of well NW 1/4 NE 1/4 Section 20 Township 6S Range 1E

Core well drilling completed	8-18-81	Purpose of well	Observation
			(domestic, irrigation, municipal, industrial, other)

[illegible]

Depth to top of water-producing aquifer	505	ft
Depth to static water level	21.0	ft
Name of producing aquifer (if known)	Fall River	
Total depth of drill hole	590	ft
Depth to bottom of casing	505	ft

Casing Information in the space below show kind, size, weight, length, per diameter, etc., for production casing and surface casing, if used.

4" blk iron 10#/ft

Screen information in the space below show length of screen below bottom of casing, diameter and kind of screen or casing perforations.

open hole 505-590

If a flowing well, flow of completed well \_\_\_\_\_ NA \_\_\_\_\_ g.p.m.

**Silver King Mines, Inc.**

Name of Drilling Contractor

Company name and size of pump: \_\_\_\_\_ HP


Type of pump \_\_\_\_\_ Capacity of installed pump \_\_\_\_\_

Depth of pump placement \_\_\_\_\_ ft. Date of pump installation \_\_\_\_\_

On some wells on air-tight water surface measuring tube is required. See Section 46.40B of Chapter 46.4, MINNESOTA WELL CONSTRUCTION STANDARDS.

Show exact vertical length of water surface measuring tube, when installed \_\_\_\_\_ ft., tube diameter \_\_\_\_\_ tube material \_\_\_\_\_

Name of Pump Installation Contractor



6-1-20

## Cluster

Wall paper - Tennessee Valley Authority

[illegible]

Date well drilling completed 10-17-81 Purpose of well Test  
(domestic, irrigation, municipal, industrial, other)

五

Layers, top to top in feet	Description of layer	Depth to top of water-producing aquifer	694
0-440	Dk brn-gy shale	Depth to static water level	34.2
440-500	Gy & brn mudstone	Name of producing aquifer (if known)	Lakota
500-520	Lt red sandstone	Total depth of drill hole	815
520-565	Dk brn & gy-gn mdst	Depth to bottom of casing	694
565-600	Red sandstone	Casing information in the space below show kind, size, weight, length per diameter, etc., for production casing and surface casing, if used.	
600-625	Dk brn mdst-siltst	0-25'	20" steel
625-645	Dk brn mdst	0-695'	10 3/4" steel
645-690	Gy & brn mdst w/Int d rd siltst	730-755'	8 5/8" steel
690-725	Red ss w/orng chert	Screen information in the space below show length of screen below bottom of casing, diameter and kind of screen or casing perforations.	
725-755	Red siltst		
755-800	Red ss w/wht, orng & gy chert-pbl cgl		
		695-730	8 5/8" Johnson Well
		755-800	.030 Screen slot galvanized
		If a flowing well, flow of completed well NA	

Attach sheet if more space is needed

**Forward Drilling Company**  
Home of Drilling Contractor

Company name and size of pump Pioneer 6" HR 50

Type of pump Submersible Capacity of installed pump 325 GPM

Depth of pump placement 525 ft. Date of pump installation 12-2-81

5

On some wells on air-tight water surface measuring tube is required. See Section 46.40B of Chapter 46, MINERAL WELL CONSTRUCTION STANDARDS.

Show exact vertical length of water surface measuring tube, when installed 525 ft., tube diameter 3/4"  
tube material poly

Great West Pump, Inc.  
Name of Pump Installation Contractor





# NOTICE OF WELL CONSTRUCTION

Custer

## (1) WELL CONSTRUCTION

Location of well: SW 1/4 NE 1/4 Section 20 Township 6S Range 1E

Well owner: Tennessee Valley Authority (Name) (Address)

Date well drilling completed: 9-15-81 Purpose of well: Observation (domestic, irrigation, municipal, industrial, other)

### WELL LOG

Layers, top to top in feet	Description of layer	Depth to top of water producing aquifer	715
0-450	Blk sh	Depth to static water level	21.4
450-520	lb gy clst & ss	Name of producing aquifer (if known)	Lakota
520-555	Rd-brn & gy clst w/gy ss	Total depth of drill hole	810
555-570	Rd & brn ss	Depth to bottom of casing	715
570-625	lb gy sltst & gy, gn & rd clst	Casing information in the space below show kind, size, weight, length per diameter, etc. for production casing and surface casing, if used.	
625-655	Gy ss		
655-740	lb gy sltst w/gy-gn & brn clst	4" blk Iron 10#/ft	
740-810	Tn, yw & rd-brn ss	Screen information in the space below show length of screen below bottom of casing, diameter and kind of screen or casing perforations.	
		open hole 715-810	
		If a flowing well, flow of completed well	

Attach sheet if more space is needed

Silver King Mines, Inc.

Name of Drilling Contractor

## (2) PUMP INSTALLATION

Company name and size of pump: HR


Type of pump: Capacity of installed pump: G.P.M.

Depth of pump placement: ft., Date of pump installation:

## (3) WATER SURFACE MEASURING TUBE

On some wells an air-tight water surface measuring tube is required. See Section 46.40B of Chapter 46.4, MINNESOTA WELL CONSTRUCTION STANDARDS.

Show exact vertical length of water surface measuring tube, when installed: ft., tube diameter: tube material:



Name of Pump Installation Contractor

~~Full Stop~~  
Custer

# NOTICE OF WELL CONSTRUCTION

### (1) WELL CONSTRUCTION

Location of well: SE 1/4 NE 1/4 Section 20 Township 6S Range R1

Well owner Tennessee Valley Authority  
(Name) (Address)

Date well drilling completed 9-15-81 Purpose of well Observation  
(domestic, irrigation, municipal, industrial, other)

## WELL LOG

Layers, top to top in feet	Description of layer	Depth to top of water producing aquifer _____ ft.
0-465	Blk sh	Depth to static water level _____ 45.8 ft.
465-530	IB gy clst & ss	Name of producing aquifer (if known) Lakota
530-550	Rd & yw-brn ss	Total depth of drill hole _____ 835 ft.
550-605	IB gn sltst & gn-gy clst	Depth to bottom of casing _____ 735 ft.
605-645	Gy clst w/gy-wht sltst	Casing information: in the space below show kind, size, weight, lengths per diameter, etc., for production casing and surface casing, if used.
645-680	Gy ss	4" blk iron 10#/ft
680-720	Gy w/gn clst	
720-760	IB rd & yw-brn ss, gy sltst & rd-brn & brngy clst	
760-835	Tn ss	Screen information: in the space below show length of screen below bottom of casing, diameter and kind of screen or casing perforations.
		open hole 735-835
		If a flowing well, flow of completed well _____ NA _____ G.P.M.

Attach sheet if more space is needed

**Silver King Mines, Inc.**

**Name of Drilling Contractor**

## (2) PUMP INSTALLATION

Company name and size of pump \_\_\_\_\_ HP \_\_\_\_\_

Type of pump \_\_\_\_\_ Capacity of installed pump \_\_\_\_\_ G.P.M.

Depth of pump placement \_\_\_\_\_ ft., Date of pump installation \_\_\_\_\_

### (3) WATER SURFACE MEASURING TUBE

On some wells an air-tight water surface measuring tube is required: See Section 46.40B of Chapter 46.4, MINIMUM WELL CONSTRUCTION STANDARDS.

Show exact vertical length of water surface measuring tube, when installed \_\_\_\_\_ ft., tube diameter \_\_\_\_\_,  
tube material \_\_\_\_\_.



Name of Pump Installation Contractor





## NOTICE OF WELL CONSTRUCTION

## (1) WELL CONSTRUCTION

Location of well NE 1/4 NE 1/4 Section 20 Township 6S Range R1

Well owner Tennessee Valley Authority (Name) (Address)

Date well drilling completed 8-17-81 Purpose of well Observation (domestic, irrigation, municipal, industrial, other)

## WELL LOG

Layers, top to top in feet	Description of layer	Depth to top of water producing aquifer	503	ft.
0-420	Blk sh	Depth to static water level	34.2	ft.
420-500	lb. gy. clst & ss	Name of producing aquifer (if known)	Shallow River	
500-580	Gy. rd & tn ss w/gy & brn clst	Total depth of drill hole	580	ft.
		Depth to bottom of casing	503	ft.
		Casing information in the space below show kind, size, weight, lengths per diameter, etc., for production casing and surface casing, if used.		
		6" blk iron 10#/ft		
		Screen information in the space below show length of screen below bottom of casing diameter and kind of screen or casing perforations.		
		open hole 503-580		
		If a flowing well, flow of completed well NA G.P.M.		

Attach sheet if more space is needed

Silver King Mines, Inc.  
Name of Drilling Contractor

## (2) PUMP INSTALLATION

Company name and size of pump HP

Type of pump Capacity of installed pump G.P.M.

Depth of pump placement ft. Date of pump installation

## (3) WATER SURFACE MEASURING TUBE

On some wells on dirt right water surface measuring tube is required. See Section 46.408 of Chapter 46.4, MINIMUM WELL CONSTRUCTION STANDARDS.

Show exact vertical length of water surface measuring tube when installed ft. tube diameter  
tube material

Name of Pump Installation Contractor

# NOTICE OF WELL CONSTRUCTION

*Fall River*  
Custer

## (1) WELL CONSTRUCTION

Location of well: NE 1/4 NE 1/4 Section 20 Township 6S Range 8E

Well owner: Tennessee Valley Authority  
(Name) (Address)

Date well drilling completed: 8-17-81 Purpose of well: Observation  
(domestic, irrigation, municipal, industrial, other)

### WELL LOG

Layers, top to top in feet	Description of layer	Depth to top of water producing aquifer	
0-420	Blk sh	503	ft.
420-500	lb. gy. cist. & ss	34.2	ft.
500-580	Gy. rd. & tn ss w/gy & brn cist	580	ft.
		503	ft.
Casing information in the space below show kind, size, weight, length per diameter, etc. for production casing and surface casing, if used.		40 blk iron 10 1/2 ft	
Screen information in the space below show length of screen below bottom of casing, diameter and kind of screen or casing perforations.		open hole 503-580	
If a flowing well, flow of completed well		NA	G.P.M.

Attach sheet if more space is needed

Silver King Mines, Inc.

Name of Drilling Contractor

## (2) PUMP INSTALLATION

Company name and size of pump: HP


Type of pump: Capacity of installed pump: G.P.M.

Depth of pump placement: ft., Date of pump installation:

## (3) WATER SURFACE MEASURING TUBE

On some wells an air-tight water surface measuring tube is required. See Section 46.409 of Chapter 46-6, MINIMUM WELL CONSTRUCTION STANDARDS.

Show exact vertical length of water surface measuring tube, when installed: ft., tube diameter: tube material:



Name of Pump Installation Contractor



# NOTICE OF WELL CONSTRUCTION

*Fall River*

## WELL CONSTRUCTION

Location of well NW 1/4 NE 1/4 Section 20 Township 6S Range 1E

Well owner Tennessee Valley Authority  
(Name) (Address)

Date well drilling completed 8-18-81 Purpose of well Observation  
(domestic, irrigation, municipal, industrial, other)

### WELL LOG

Layers, top to top in feet	Description of layer	Depth to top of water producing aquifer
0-430	Blk sh	715
430-500	lb gy clst & ss	Depth to static water level 42.4
500-550	Gy & rd-brn ss	Name of producing aquifer (if known) Lakota
550-580	Gy wht sltst w/gy-gn clst	Total depth of drill hole 800
580-595	rd, orng & yw-brn & gy ss	Depth to bottom of casing 715
595-605	Gy wht sltst & gy-gn clst	Casing information in the space below show kind, size, weight, length per diameter, etc., for production casing and surface casing, if used.  4" blk iron 10#/ft
605-660	Gy ss w/gy sltst & gn clst	
660-690	Gy wht sltst & gn clst	
690-700	Gy w/orng ss	
700-745	lb brn & gy tr yw ss brn & gy clst	Screen information in the space below show length of screen below bottom of casing, diameter and kind of screen or casing perforations.  open hole 715-800
745-800	Brn-gy & rd ss	
		If a flowing well, flow of completed well NA

Attach sheet if more space is needed

Silver King Mines, Inc.

Name of Drilling Contractor

## (2) PUMP INSTALLATION

Company name and size of pump \_\_\_\_\_ HP

Type of pump \_\_\_\_\_ Capacity of installed pump \_\_\_\_\_ G.P.M.

Depth of pump placement \_\_\_\_\_ ft., Date of pump installation \_\_\_\_\_


## (3) WATER SURFACE MEASURING TUBE

On some wells an air-tight water surface measuring tube is required. See Section 46.408 of Chapter 46A, MINNAPOLIS WELL CONSTRUCTION STANDARDS.

Show exact vertical length of water surface measuring tube, when installed \_\_\_\_\_ ft., tube diameter \_\_\_\_\_

tube material \_\_\_\_\_

Name of Pump Installation Contractor



# NOTICE OF WELL CONSTRUCTION

## (1) WELL CONSTRUCTION

Custer

Location of well: SE 1/4 NE 1/4 Section 20 Township 65 Range 1E

Well owner: Tennessee Valley Authority

Date well drilling completed: 8-14-81 Purpose of well: Observation (domestic, irrigation, municipal, industrial, other)

### WELL LOG

Layers, top to top in feet	Description of layer	Depth to top of water producing aquifer
0-425	Blk sh	692
425-495	lb gy clst & ss	Depth to static water level: 26.6
495-505	Rd & brn ss	Name of producing aquifer (if known): Lakota
505-525	Gy clst	Total depth of drill hole: 800
525-530	Rd & org - brn clst	Depth to bottom of casing: 692
530-545	Brn & rd-brn ss	Casing information in the space below show kind, size, weight, length per diameter, etc. for production casing and surface casing. If used:
545-555	Gy & wht sltst w/fy-gn clst	
555-585	Org, rd & brn ss	Screen information in the space below show length of screen below bottom of casing, diameter and end of screen or casing perforations.
585-610	Gy wht sltst w/gn clst	
610-640	Tn-gy ss	open hole 692-800
640-650	Gy clst & gy wht sltst	
650-700	Gy & gn clst	If a flowing well, flow of completed well: NA
700-730	Tn, org & rd-brn ss	
730-745	lb Gy ss & sltst	Name of Drilling Contractor: Silver King Mines, Inc.
745-800	Tn-brn ss	

## (2) PUMP INSTALLATION

Company name and size of pump: Capacity of installed pump: Depth of pump placement: ft. Date of pump installation:

## (3) WATER SURFACE MEASURING TUBE

On some wells an air-tight water surface measuring tube is required. See Section 46.400 of Chapter 46.4, MINING WELL CONSTRUCTION STANDARDS.

Show exact vertical length of water surface measuring tube, when installed: ft. tube diameter: tube material:

Name of Pump Installation Contractor:



# NOTICE OF WELL CONSTRUCTION

## (1) WELL CONSTRUCTION

Custer

Location of well: SE 1/4 NE 1/4 Section 20 Township 6S Range R1

Well owner: Tennessee Valley Authority  
(Name)

(Address)

Date well drilling completed: 9-14-81

Purpose of well:

Observation:

(domestic, irrigation, municipal, industrial, other)

### WELL LOG

Layers, top to top in feet	Description of layer	Depth to top of water-producing aquifer	
0-440	Blk sh	609	n
440-505	lb gy clst & ss	32.2	n
505-565	Rd 6 yw-brn ss w/rd-brn 6 gy clst	620	n
565-575	Rd-brn clst	609	n
575-600	Rd 7 rd-brn ss-siltst	Casing information in the space below show kind, size, weight, length per 100 feet, etc., for production casing and surface casing, if used.	
600-620	lb gy clst & ss		
		4" blk iron 10#/ft	
		Screen information in the space below show length of screen below bottom of casing, diameter and kind of screen or casing perforations.	
		open hole 609-620	
		If a flowing well, flow of completed well	NA

Attach sheet if more space is needed

Silver King Mines, Inc.

Name of Drilling Contractor

## (2) PUMP INSTALLATION

Company name and size of pump

HR

Type of pump

Capacity of installed pump

G.P.M.

Depth of pump placement

ft.

Date of pump installation

## (3) WATER SURFACE MEASURING TUBE

On some wells an air-tight water surface measuring tube is required. See Section 46-402 of Chapter 46, MINNESOTA WELL CONSTRUCTION STANDARDS.

Show exact vertical length of water surface measuring tube, when installed

ft., tube diameter

tube material

Name of Pump Installation Contractor





## Customer

Location of well SE 1/4 NE 1/4 Section 20 Township 6S Range 1E

(NORM)

## Address

Purpose of wall	Observation
1. To prevent the flow of water from the river into the field.	1. The wall is made of concrete and is 2 feet high.
2. To prevent the flow of water from the river into the field.	2. The wall is made of concrete and is 2 feet high.
3. To prevent the flow of water from the river into the field.	3. The wall is made of concrete and is 2 feet high.
4. To prevent the flow of water from the river into the field.	4. The wall is made of concrete and is 2 feet high.
5. To prevent the flow of water from the river into the field.	5. The wall is made of concrete and is 2 feet high.
6. To prevent the flow of water from the river into the field.	6. The wall is made of concrete and is 2 feet high.
7. To prevent the flow of water from the river into the field.	7. The wall is made of concrete and is 2 feet high.
8. To prevent the flow of water from the river into the field.	8. The wall is made of concrete and is 2 feet high.
9. To prevent the flow of water from the river into the field.	9. The wall is made of concrete and is 2 feet high.
10. To prevent the flow of water from the river into the field.	10. The wall is made of concrete and is 2 feet high.

(domestic, irrigation, municipal, industrial, other)
--

[illegible]

**Atrocities if more force is needed**

Depth to top of water-producing aquifer: 504

Depth to static water level: 26.2

Name of producing aquifer (if known) Fall River

Total depth of drill hole: 580

Depth to bottom of casing \_\_\_\_\_ 504 \_\_\_\_\_

Costing information in the space below show kind, size, weight, length per diameter, etc., for production costing and surface costing. If used.

49 blk iron 10#/ft

Screen information in the space below show length of screen below bottom of casing, diameter and line of screen or casing perforations.

open hole 504-580

If a flowing well, flow at completed well: NA

**Silver King Mines, Inc.**

Name of Drilling Contractor

Company name and size of pump \_\_\_\_\_ HP

Type of pump \_\_\_\_\_ Capacity of installed pump \_\_\_\_\_

Depth of pump placement \_\_\_\_\_ ft., Date of pump installation \_\_\_\_\_

On some wells on air-tight water surfaces measuring tube is required. See Section 46.402 of Chapter 46.4, Minimum WELL CONSTRUCTION STANDARDS.

Show exact vertical length of water surface measuring tube, when installed. ft. in. mm.

tube motorist

Name of Pump Installation Contractor:



6-1-29-abc  
Custer

# NOTICE OF WELL CONSTRUCTION

Red 3705-15  
Dewey

## (1) WELL CONSTRUCTION

Location of well SW 1/4 NW 1/4 NE Section 29 Township 65 Range 1E  
Well owner Tennessee Valley Authority, P. O. Box 49, Edgemont, South Dakota  
(Name) (Address)  
Date well drilling completed 6-26-78 Purpose of well Observation  
(domestic, irrigation, municipal, industrial, other)

### WELL LOG

Layers, top to top in feet	Description of layer	Depth to top of water producing aquifer	840	ft
0-20	Brown Soil	Depth to static water level		ft
20-530	Gray Shale	Name of producing aquifer (if known)	Lakota	
530-545	Gray Sandstone	Total depth of drill hole	1000	ft
545-620	Lt. Gray & Brown Mudstone & Siltstone	Depth to bottom of casing	966	ft
620-690	Lt. Gray Sandstone	Casing information in the space below show kind, size, weight, length, per diameter, etc. for production casing and surface casing, if used.		
690-720	Dark Gray Shale w/Light Gray Siltstone	Schedule 40 Black Iron		
720-740	Gray Sandstone	Screen information in the space below show length of screen below bottom of casing, diameter and kind of screen or casing perforations.		
740-770	Dark Gray Shale, Gray-Green Mudstone	Torch Slotted 903-966		
770-820	Gray Sandstone	If a flowing well, flow of completed well		
820-840	Gray Shale	G.P.M.		
840-955	1B AA & Yellow-Brown Siltstone Sandstone			
955-975	Red & Yellow Sandstone			
975-1000	Green w/Variegated Mudstone			

Attach sheet if more space is needed

Silver King Mines, Inc.  
Name of Drilling Contractor

## (2) PUMP INSTALLATION

Company name and size of pump \_\_\_\_\_ HP  
Type of pump \_\_\_\_\_ Capacity of installed pump \_\_\_\_\_ G.P.M.  
Depth of pump placement \_\_\_\_\_ ft Date of pump installation \_\_\_\_\_

## (3) WATER SURFACE MEASURING TUBE

On some wells an air-tight water surface measuring tube is required. See Section 46.408 of Chapter 46.4, MINIMUM WELL CONSTRUCTION STANDARDS.  
Show exact vertical length of water surface measuring tube, when installed \_\_\_\_\_ ft, tube diameter \_\_\_\_\_  
tube material \_\_\_\_\_

Name of Pump Installation Contractor



62-1-2901C  
Curt

122 3705-15  
HOLLAND  
New York, N.Y.

Well owner: Tennessee Valley Authority, P.O. Box 49, Edgemont, South Dakota

Date well drilling completed	6-27-78	Purpose of well	Observation
------------------------------	---------	-----------------	-------------

Depth, top to top in feet	Description of layer	Depth to top of water producing layer	605
0-20	Brown Sandy Soil	Depth to static water level	
20-540	Gray Shale	Name of producing layer (if known)	Fall River
540-605	Gray Silicestone	Total depth of drill hole	680
605-680	Light Gray Sandstone & Gray Shale	Depth to bottom of casing	672
		Casing information in the space below show kind, size, weight, length per diameter, etc. for production casing and surface casing, if used.	
		Schedule 40 Black Iron	
		Screen information in the space below show length of screen below bottom of casing, diameter and kind of screen or casing perforations.	
		Torch Slotted 630-672	
		If flowing well, flow of completed well	

Schedule 40 Black Iron

Screen information in the space below show length of screen below bottom of casing diameter and kind of screen or casing perforations.

Torch Slotted 630-672

flowing well, flow of completed well \_\_\_\_\_ 0:PM

**Silver King Mines, Inc.**

Name of Drilling Contractor:

Company name and size of pump \_\_\_\_\_ HP \_\_\_\_\_

Type of pump \_\_\_\_\_ Capacity of installed pump \_\_\_\_\_ G.P.M. \_\_\_\_\_

Depth of pump placement \_\_\_\_\_ Date of pump installation \_\_\_\_\_

On some wells, an air-tight water surface measuring tube is required. See Section 46.408 of Chapter 46.4, MINIMUM WELL CONSTRUCTION STANDARDS.

Show exact vertical length of water surface measuring tube when installed \_\_\_\_\_ ft., tube diameter \_\_\_\_\_

tube material

Name of Pump Installation Contractor:



## NOTICE OF WELL CONSTRUCTION

## (1) WELL CONSTRUCTION

Location of well: SW  $\frac{1}{4}$  NW  $\frac{1}{4}$  NE Section 29 Township 6S Range 1EWell owner: Tennessee Valley Authority, P.O. Box 49, Edgemont, South Dakota  
(Name) (Address)Date well drilling completed: 6-27-78 Purpose of well: Observation  
(domestic, irrigation, municipal, industrial, other)

## WELL LOG

Layers, top to top in feet	Description of layer	Depth to top of water producing aquifer	605	ft.
0-20	Brown Sandy Soil	Depth to static water level		ft.
20-540	Gray Shale	Name of producing aquifer (if known)	Fall River	
540-605	Gray Siltstone	Total depth of drill hole	680	ft.
605-680	18 Gray Sandstone & Gray Shale	Depth to bottom of casing	672	ft.
Casing information in the space below show kind, size, weight, length per diameter, etc., for production casing and surface casing, if used.				
1" Schedule 40 Black Iron				
Screen information in the space below show length of screen below bottom of casing, diameter and kind of screen or casing perforations.				
Torch Slotted 630-672				
If a flowing well, flow of completed well				
G.P.M.				

Attach sheet if more space is needed

Silver King Mines, Inc.

Name of Drilling Contractor

## (2) PUMP INSTALLATION

Company name and size of pump: \_\_\_\_\_ HP

Type of pump: \_\_\_\_\_ Capacity of installed pump: \_\_\_\_\_ G.P.M.

Depth of pump placement: \_\_\_\_\_ ft. Date of pump installation: \_\_\_\_\_

## (3) WATER SURFACE MEASURING TUBE

On some wells an airtight water surface measuring tube is required. See Section 46.408 of Chapter 46.4, MINIMUM WELL CONSTRUCTION STANDARDS

Show exact vertical length of water surface measuring tube when installed: \_\_\_\_\_ ft. tube diameter: \_\_\_\_\_

tube material: \_\_\_\_\_

Name of Pump Installation Contractor



7-2-30  
Fall River

LSD 33761-10

## NOTICE OF WELL CONSTRUCTION

SCHEDULED

## (1) WELL CONSTRUCTION

Location of well: SW 1/4 SE 1/4 SE Section 30 Township 7S Range 2E

Well owner: Tennessee Valley Authority, P. O. Box 49, Edgemont, South Dakota  
(Name) (Address)Date well drilling completed: 6-8-78 Purpose of well: Observation  
(domestic, irrigation, municipal, industrial, other)

## WELL LOG

Layers, top to top in feet	Description of layer	Depth to top of water producing aquifer	50	ft
0-25	Yellow-Brown Sandy Soil	Depth to static water level	21.9'	ft
25-30	Gray Mudstone	Name of producing aquifer (if known)	Fall River	
30-40	Red Shale	Total depth of drill hole	127	ft
40-55	Gray Mudstone w/Gray Sandstone	Depth to bottom of casing	126	ft
55-80	Lt. Gray Sandstone	Casing information in the space below show kind, size, weight, length per diameter, etc., for production casing and surface casing, if used.		
80-100	Dark Gray Shale & Siltstone	Schedule 40 Black Iron		
100-125	Gray Sandstone	Torch Slotted 84-126		
125-127	Lt. Tan Gray Claystone	Screen information in the space below show length of screen below bottom of casing, diameter, and kind of screen or casing perforations.		
		If a flowing well, flow of completed well		
		G.P.M.		

Attach sheet if more space is needed

Silver King Mines, Inc.

Name of Drilling Contractor

## (2) PUMP INSTALLATION

Company name and size of pump: HP

Type of pump: Capacity of installed pump: G.P.M.

Depth of pump placement: ft., Date of pump installation:

## (3) WATER SURFACE MEASURING TUBE

On some wells an air-tight water surface measuring tube is required. See Section 46.408 of Chapter 46.4, MINIMUM WELL CONSTRUCTION STANDARDS.

Show exact vertical length of water surface measuring tube when installed: ft., tube diameter:  
tube material:

Name of Pump Installation Contractor





# NOTICE OF WELL CONSTRUCTION

7-2 g 3 2 d d c (a)  
Fall River

35-70-10  
B. 11.11.11

## (1) WELL CONSTRUCTION

Location of well SW 1/4 SE 1/4 Section 30 Township 7S Range 2E

Well owner Tennessee Valley Authority, P. O. Box 49, Edgemont, South Dakota  
(Name) (Address)

Date well drilling completed 6-7-78 Purpose of well Observation  
(domestic, irrigation, municipal, industrial, other)

### WELL LOG

Layer, top to bottom in feet	Description of layer	Depth to top of water-producing aquifer	215	ft.
0-30	Yellow & Brown Sandy Mudstone	Depth to static water level	+26	ft.
30-45	Red Shale	Name of producing aquifer (if known)	Lakota	
45-50	Gray Mudstone	Total depth of drill hole	325	ft.
50-90	Lt. Gray & Tan Sandstone	Depth to bottom of casing	294	ft.
90-125	Dark Gray Claystone & Brown-Gray Sandstone	Casing information: in the space below show kind, size, weight, length, per diameter, etc., for production casing and surface casing, if used		
125-175	IB Gray & Green Claystone			
175-180	Red Shale		Schedule 40 Black Iron	
180-185	Green Claystone			
185-200	Lt. Gray Sandstone			
200-215	Variegated Mudstone	Screen information: in the space below show length of screen below bottom of casing, diameter and kind of screen or casing perforations		
215-235	Lt. Gray-White Sandstone		Torch Slotted 252-294	
235-260	Gray-Green Mudstone			
260-280	IB Brown Sandstone & AA			
280-305	Gray-Brown Mudstone-Siltstone	If flowing well, flow of completed well	est. 3	G.P.M.
305-320	Black Shale	Silver King Mines, Inc.		
320-325	Gray-Green Shale	Name of Drilling Contractor		

## (2) PUMP INSTALLATION

Company name and size of pump HP  
Type of pump Capacity of installed pump G.P.M.  
Depth of pump placement ft. Date of pump installation

## (3) WATER SURFACE MEASURING TUBE

On some wells an air-tight water surface measuring tube is required. See Section 46.408 of Chapter 46.4, MINIMUM WELL CONSTRUCTION STANDARDS.

Show exact vertical length of water surface measuring tube, when installed ft., tube diameter  
tube material

Name of Pump Installation Contractor



## NOTICE OF WELL CONSTRUCTION

36-25-15  
Edwards  
RECEIVED

## (1) WELL CONSTRUCTION

Location of well: NE 1/4 NW 1/4 NW Section 23 Township 8S Range 2E  
 Well owner: Tennessee Valley Authority, P. O. Box 49, Edgemont, South Dakota  
 (Name) (Address)  
 Date well drilling completed: 6-7-78 Purpose of well: Observation  
 (domestic, irrigation, municipal, industrial, other)

## WELL LOG

Layers, top to top in feet	Description of layer	Depth to top of water-producing aquifer	
0-25	Brown Sand	260	ft.
25-260	Gray Shale	47.9	ft.
260-280	Gray Sandstone	Name of producing aquifer (if known)	Fall River
280-315	Gray Claystone	Total depth of drill hole	390 ft.
315-335	Gray Sandstone	Depth to bottom of casing	378 ft.
335-360	18 Gray Sandstone, Gray Claystone	Casing information in the space below show kind, size, weight, lengths per diameter, etc. for production casing and surface casing, if used.	
360-390	Gray Sandstone	Schedule 40 Black Iron	
Screen information in the space below show length of screen below bottom of casing, diameter and kind of screen or casing perforations.		torch-slotted 336-378	
If a flowing well, flow of completed well		G.P.M.	

Attach sheet if more space is needed

Silver King Mines, Inc.

Name of Drilling Contractor

## (2) PUMP INSTALLATION

Company name and size of pump: \_\_\_\_\_ HP  
 Type of pump: \_\_\_\_\_ Capacity of installed pump: \_\_\_\_\_ G.P.M.  
 Depth of pump placement: \_\_\_\_\_ ft. Date of pump installation: \_\_\_\_\_

## (3) WATER SURFACE MEASURING TUBE

On some wells an air-tight water surface measuring tube is required. See Section 46.408 of Chapter 46.4, MINIMUM WELL CONSTRUCTION STANDARDS.

Show exact vertical length of water surface measuring tube when installed: \_\_\_\_\_ ft. tube diameter: \_\_\_\_\_  
 tube material: \_\_\_\_\_

Name of Pump Installation Contractor



Toll River

*[Faint, illegible handwritten notes]*

54  
18-12-7

(Name)

(domestic, irrigation, municipal, industrial, other)

100

3

1" Scheduling 40 Black Iron

Name of Drilling Contractor

## (2) PUMP INSTALLATION

MP

ГРМ

746

## (3) WATER SURFACE MEASURING TUBE

## WELL CONSTRUCTION STANDARDS.



tube material

١٢



# NOTICE OF WELL CONSTRUCTION

## (1) WELL CONSTRUCTION

Location of well: SW 1/4 SE 1/4 Section 10 Township 7S Range 1E

Well owner: Tennessee Valley Authority, P. O. Box 49, Edgemont, South Dakota  
(Name) (Address)

Date well drilling completed: 11-7-78 Purpose of well: Observation  
(domestic, irrigation, municipal, industrial, other)

### WELL LOG

Layers, top to bottom feet	Description of layer	Depth to top of water-producing aquifer	
0-20	Weathered Brown Clay and Silt	504	ft.
20-250	Dark Gray Shale	Depth to static water level	ft.
250-375	Interbedded Gray Claystone and Lt. Gray Sandstone	Name of producing aquifer (if known)	Lakota
375-410	Dark Gray Claystone	Depth of drill hole	550
410-505	Lt. Gray White Siltstone and Green Claystone	Depth to bottom of casing	504
505-550	Red Brown Sandstone and 1/2 Gray Mudstone	Casing information in the space below show kind, size, weight, length per diameter, etc. for production casing and surface casing, if used.	
		4 1/2" Schedule 40 Black Iron	
		Screen information in the space below show length of screen below bottom of casing, diameter and kind of screen or casing perforations:	
		Open Hole 504-550	
		If a flowing well, flow of completed well: est. 40 G.P.M.	

Attach sheet if more space is needed.

Silver King Mines, Inc.

Name of Drilling Contractor

## (2) PUMP INSTALLATION

Company name and size of pump: HP

Type of pump: Capacity of installed pump: G.P.M.

Depth of pump placement: ft. Date of pump installation:

## (3) WATER SURFACE MEASURING TUBE

On some wells an air-tight water surface measuring tube is required. See Section 46.408 of Chapter 46.4, MINIMUM WELL CONSTRUCTION STANDARDS.

Show exact vertical length of water surface measuring tube when installed: ft. tube diameter:

tube material:

Name of Pump Installation Contractor



SCHEIDT

Location of well SW 1/4 SE 1/4 Section 10 Township 7S Range 1E

Date well drilling completed 11-7-78 Purpose of well Observation  
(domestic, irrigation, municipal, industrial, other)

[illegible]

Depth to bottom of casing 3185

4 1/2" Scheduling 40 Black Iron

Screen information: In the space below show length of screen below bottom of casing, diameter and kind of screen or casing perforations:

Open Hole 315-360

If a flowing well flow of completed well est. 2 g.p.m.

Attach sheet if more space is needed

Silver King Mines, Inc.

Name of Drilling Contractor

Company name and size of pump: \_\_\_\_\_ HP: \_\_\_\_\_

Type of pump \_\_\_\_\_ Capacity of installed pump \_\_\_\_\_ G.P.M.


Depth of pump placement \_\_\_\_\_ ft. Date of pump installation \_\_\_\_\_

On some wells an air-tight water surface measuring tube is required. See Section 46.408 of Chapter 464, MINIMUM WELL CONSTRUCTION STANDARDS.

Show exact vertical length of water surface measuring tube, when installed \_\_\_\_\_ ft. tube diameter \_\_\_\_\_

tube material \_\_\_\_\_

Name of Pump Installation Contractor \_\_\_\_\_



*Full River*

# NOTICE OF WELL CONSTRUCTION

## (1) WELL CONSTRUCTION

Location of well: NW - 1/4 NE 1/4 Section 15 Township 7S Range 1E

Well owner: Tennessee Valley Authority, P. O. Box 49, Edgemont, South Dakota  
(Name) (Address)

Date well drilling completed: 10-25-78 Purpose of well: Observation  
(domestic, irrigation, municipal, industrial, other)

## WELL LOG

Layers, top to top in feet	Description of layer	Depth to top of water producing aquifer	510
0-25	Brown Weathered Shale	Depth to static water level	
25-235	Gray Shale	Name of producing aquifer (if known)	Lakota
235-265	AA with Lt. Gray Sands Siltstone	Depth of drill hole	550
265-335	Brown Mudstone with Gray Sandstone & Gray-Green Mudstone	Depth to bottom of casing	510
335-355	Gray Shale & Sandstone Siltstone	Casing information in the space below show kind, size, weight, length, per diameter, etc. for production casing and surface casing, if used.	
355-370	Tan-Gray Siltstone		
370-390	Gray & Green Shale	4 1/2" Black Iron	Schedule 40
390-405	Dark Brown Mudstone		
405-440	Lt. Green Claystone-Siltstone		
440-475	White Siltstone, Sandstone	Screen information in the space below show length of screen below bottom casing, diameter and kind of screen or casing perforations.	
475-485	Green Mudstone		
485-495	Tan Mudstone-Siltstone	Open Hole	510-550
495-510	Gray Sandstone Brown Mudstone		
510-550	Red-Brown SS	If flowing well, flow of completed well	est. 35 G.P.M.

Attach sheet if more space is needed.

Silver King Mines, Inc.  
Name of Drilling Contractor

## (2) PUMP INSTALLATION

Company name and size of pump: \_\_\_\_\_ HP  
Type of pump: \_\_\_\_\_ Capacity of installed pump: \_\_\_\_\_ G.P.M.  
Depth of pump placement: \_\_\_\_\_ ft. Date of pump installation: \_\_\_\_\_

## (3) WATER SURFACE MEASURING TUBE

On some wells an air-tight water surface measuring tube is required. See Section 46.408 of Chapter 46.4, MINIMUM WELL CONSTRUCTION STANDARDS.

Show exact vertical length of water surface measuring tube when installed: \_\_\_\_\_ ft. tube diameter: \_\_\_\_\_  
tube material: \_\_\_\_\_

\_\_\_\_\_  
Name of Pump Installation Contractor



## NOTICE OF WELL CONSTRUCTION

SCHEDULED

## (1) WELL CONSTRUCTION

Location of well NW 1/4 NE 1/4 Section 15 Township 7S Range 1E

Well owner Tennessee Valley Authority, P. O. Box 49, Edgemont, South Dakota  
(Name) (Address)Date well drilling completed 10-19-78 Purpose of well Observation  
(domestic, irrigation, municipal, industrial, other)

## WELL LOG

Layers, top to top, in feet	Description of layer	Depth to top of water producing aquifer	ft.
0-20	Weathered Brown Clay & Silt	377	ft.
20-250	Dark Gray Shale	Name of producing aquifer (if known)	Lakota-Fuson
250-260	Interbedded Gray Clay stone & Lt. Gray Sandstone	Total depth of drill hole	395
260-355	Gray Clay Stone	Depth to bottom of casing	377
355-375	Gray Claystone	Casing information in the space below show kind, size, weight, lengths per diameter, etc., for production casing and surface casing, if used.	
375-390	Gray & Green Shale	4 1/2" Schedule 40 Black Iron	
390-395	Dark Brown Mudstone	Screen information in the space below show length of screen below bottom of casing diameter and kind of screen or casing perforations.	
		Open Hole 377-395	
		Is flowing well, flow of completed well < 1 G.P.M.	

Attach sheet if more space is needed

Silver King Mines, Inc.  
Name of Drilling Contractor

## (2) PUMP INSTALLATION

Company name and size of pump \_\_\_\_\_ HP  
Type of pump \_\_\_\_\_ Capacity of installed pump \_\_\_\_\_ G.P.M.  
Depth of pump placement \_\_\_\_\_ ft., Date of pump installation \_\_\_\_\_

## (3) WATER SURFACE MEASURING TUBE

On some wells an air-tight water surface measuring tube is required. See Section 46-408 of Chapter 46-4, MINIMUM WELL CONSTRUCTION STANDARDS.

Show exact vertical length of water surface measuring tube when installed \_\_\_\_\_ ft., tube diameter \_\_\_\_\_  
tube material \_\_\_\_\_

Name of Pump Installation Contractor



# NOTICE OF WELL CONSTRUCTION

SCHEDULED

WELL IDENTIFICATION

Well No. 15 Section 15 Township 7S Range 1E

Well owner Tennessee Valley Authority, P. O. Box 49, Edgemoor, South Dakota  
(Name) (Address)

Date well drilling completed 10-18-78 Purpose of well Observation  
(domestic, irrigation, municipal, industrial, other)

## WELL LOG

Layers, top to top in feet	Description of layer	Depth to top of water producing aquifer	300'
0-10	Weathered Brown Clay & Silt	Depth to static water level	
10-250	Dark Gray Shale	Name of producing aquifer (if known)	Fall River
250-260	Interbedded Gray Claystone & Lt. Gray Sandstone	Depth of drill hole	350'
260-295	Med. & Lt. Gray Claystone	Depth to bottom of casing	300'
295-300	AA w/trace green & Red Brown Claystone	Casing information in the space below show kind, size, weight, length per diameter, etc. for production casing and surface casing, if used.	
300-335	Lt. Gray Sandstone, Medium & Lt. Gray Claystone		
335-350	Gray-Green Mudstone, Gray Shale & Sandstone		
		4" Scheduling	40 Black Iron
		Screen information in the space below show length of screen below bottom of casing, diameter and kind of screen or casing perforations.	
		Open Hole	300-350'
		If flowing well flow of completed well	est. 2 G.P.M.

Attach sheet if more space is needed

Silver King Mines, Inc.

Name of Drilling Contractor

## (2) PUMP INSTALLATION

Company name and size of pump \_\_\_\_\_ HP

Type of pump \_\_\_\_\_ Capacity of installed pump \_\_\_\_\_ G.P.M.

Depth of pump placement \_\_\_\_\_ ft. Date of pump installation \_\_\_\_\_

## (3) WATER SURFACE MEASURING TUBE

On some wells an air-tight water surface measuring tube is required. See Section 46.408 of Chapter 46.4 MINIMUM WELL CONSTRUCTION STANDARDS.

Show exact vertical length of water surface measuring tube when installed \_\_\_\_\_ ft. tube diameter \_\_\_\_\_ tube material \_\_\_\_\_

Name of Pump Installation Contractor





**FOIA b 7 - D**

Location of well: NM 1/4 NE 1/4 Section: 15 Township: 7S Range: 4E

10/1/81

5. Loyers, to

544 6016

۱۰۰

Attach sheet, if more space is needed.

Open Hole 525-570

If a flowing well, flow of completed well est. 35 G.P.M.

**Silver King Mines, Inc.**  
**Name of Drilling Contractor**

Company name and size of pump \_\_\_\_\_ HP \_\_\_\_\_

Type of pump \_\_\_\_\_ Capacity of installed pump \_\_\_\_\_ G.P.M. \_\_\_\_\_

Depth of pump placement \_\_\_\_\_ ft. Date of pump installation \_\_\_\_\_

On some wells an air-tight water surface measuring tube is required. See Section 46.408 of Chapter 46.4, MINIMUM WELL CONSTRUCTION STANDARDS.

Show exact vertical length of water surface measuring tube, when installed \_\_\_\_\_ ft. tube diameter \_\_\_\_\_

Tube material \_\_\_\_\_

Name of Pump Installation Contractor



سید محمد علی

UNITED

Well owner: Tennessee Valley Authority, P. O. Box 49, Edgemont, South Dakota  
(Name) (Address)

Date well drilling completed	11-6-78	Purpose of well	Observation
			(domestic, irrigation, municipal, industrial, other)

To your Honor  
 Full Right  
 Person

Layers, top to top in feet	Description of layer	Depth to top of water producing aquifer
0-260	Dark Gray Shale	400
260-280	Gray Shale & Sandstone	
280-350	Gray Sandstone-Siltstone	Name of producing aquifer (if known) Lakota-Fuson
350-355	Dark Brown Shale	Total depth of drill hole 420
355-395	Gray Shale & Sandstone	Depth to bottom of casing 400
395-420	Gray-Green Mudstone	Casing information in the space below show kind, size, weight, length, per diameter, etc., for production casing and surface casing, if used.
		4" Scheduling 40 Black Iron
		Screen information in the space below show length of screen below bottom of casing diameter and kind of screen or casing perforations:
		Open Hole 400-420
		If a flowing well flow of completed well

Attach sheet if more space is needed

Name of Drilling Contractor

## (2) PUMP INSTALLATION

Type of pump \_\_\_\_\_ Capacity of installed pump \_\_\_\_\_ G.P.M.

Depth of pump placement \_\_\_\_\_ ft., Date of pump installation \_\_\_\_\_

(3) WATER SURFACE MEASURING TUBE

On some wells an air-tight water surface measuring tube is required. See Section 46.408 of Chapter 46.4 MINIMUM WELL CONSTRUCTION STANDARDS.

Show exact vertical length of water surface measuring tube, when installed \_\_\_\_\_ ft., tube diameter \_\_\_\_\_

tube material \_\_\_\_\_

Name of Pump Installation Contractor



# NOTICE OF WELL CONSTRUCTION

## (1) WELL CONSTRUCTION

Location of well: SE 1/4 - S11 - 1/4 Section: 111 Township: 7S Range: 1E  
 Well owner: Tennessee Valley Authority, P.O. Box 49, Edgemont, South Dakota  
 (Name) (Address)  
 Date well drilling completed: 7-26-78 Purpose of well: Test  
 (domestic, irrigation, municipal, industrial, other)

### WELL LOG

Layers, top to top in feet	Description of layer	Depth to top of water producing aquifer	Depth to static water level	Name of producing aquifer (if known)	Total depth of drill hole	Depth to bottom of casing	Casing information in the space below show kind, size, weight, length per diameter, etc. for production casing and surface casing, if used.
0-30	Brown & Gray Soil	665	+240	Sundance	880	780	
30-95	Brown-Gray Mudstone, Siltstone						
95-135	1B Lt. Gray Sandstone, and Gray Mudstone						
135-205	Variegated Mudstone & Siltstone						
205-280	Tan & Gray Sandstone						
280-305	Gray & Green Mudstone						5 1/2" 14# Steel Casing
305-335	Gray Sandstone						
335-400	1B Brown-Gray Mudstone, Gray Sandstone						
400-665	Gray, Brown & Green Mudstones						
665-780	1B Red-Brown Sandstone and Gray & Green Clays						
780-840	Black Shale & Gray-Green Claystone						
840-880	Red Siltstone-Mudstone						

If a flowing well, flow of completed well: 4 G.P.M.

Attach sheet if more space is needed

Silver King Mines, Inc.

Name of Drilling Contractor

## (2) PUMP INSTALLATION

Company name and size of pump: HP  
 Type of pump: Capacity of installed pump: G.P.M.  
 Depth of pump placement: ft. Date of pump installation:


## (3) WATER SURFACE MEASURING TUBE

On some wells an air-tight water surface measuring tube is required. See Section 46-408 of Chapter 46-4, MINIMUM WELL CONSTRUCTION STANDARDS.

Show exact vertical length of water surface measuring tube when installed: ft. tube diameter:  
 tube material:

Name of Pump Installation Contractor



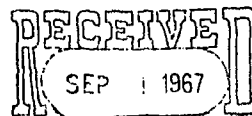


SCIENCE CENTER, UNIVERSITY OF SOUTH DAKOTA CAMPUS,  
VERMILLION, 57069, PHONE 624-4471

WESTERN FIELD OFFICE, 507½ STATE ST., BELLE FOURCHE,  
BOX 187, 57717, PHONE 892-3121



Western Field Office  
August 31, 1967



STATE WATER RESOURCES COMM.  
PIERRE, SOUTH DAKOTA

Mr. George L. Coates  
Star Route  
Edgemont, South Dakota

Re: ConRoy #1 State  
NWSW-24-7S-1E  
Fall River County, South  
Dakota  
Permit No. 370

Dear Mr. Coates:

Your August 28 letter has been received in which you mention you want to convert the above oil test to a water well for agricultural use.

The oil test was plugged September 10, 1964. The bond was released January 26, 1965. The State Oil and Gas Board no longer has jurisdiction over the test hole.

Approval to complete the oil test as a water well should be obtained from the Water Resources Commission, State Office Building, Pierre, South Dakota. Their phone number is Capitol 4-6911, Extension 343. Mr. Joe Grimes is the Chief Engineer.

The test was drilled to a depth of 2,467 feet. The surface casing consisted of 487 feet of 8 5/8-inch pipe cemented with 275 sacks of cement. The formation tops as picked by the company geologist are:

Dakota	50	Minnekahta	1397
Lakota	237	Minnelusa	1470
Sundance	540	2nd Converse	
Basal Sundance		sand	1525
sand	854	3rd Converse	
Spearfish	894	sand	1655
		2nd Leo zone	2060

DUNCAN J. MCGREGOR  
DIRECTOR AND STATE GEOLOGIST  
VERMILLION

MERLIN J. TIPTON  
ASSISTANT STATE GEOLOGIST  
VERMILLION

EARL J. COX  
SENIOR GEOLOGIST  
BELLE FOURCHE

Mr. George L. Coates

page 2

August 31, 1967


Cement plugs were placed at approximately the following depths:

420-600  
835-910  
1460-1525

1640-1715  
2060-2135

If I can be of further help, please contact me.

Sincerely,



Earl Cox  
State Geologist

EC:rp

cc: State Geologist  
Water Resources Commission ✓

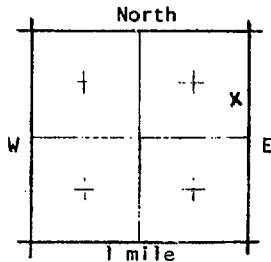
STATE OF SOUTH DAKOTA WELL DRILLERS REPORT

Location SE 1/4 NE 1/4 Sec 19 Twp 6S Rg 1E

County

CUSTER

Please mark well location with an "X"



Well Completion Date Oct 16 1984

PROPOSED USE:

☐ Domestic ☐ Municipal ☐ Test Holes  
☐ Irrigation ☐ Industrial ☒ Stock

Method of Drilling:

ROTARY MUD

WELL CONSTRUCTION: 10 520 4" TO 900

Diameter of hole 6" inches Depth 900 feet

Casing: ☐ Steel ☒ Plastic ☐ Other  
Specify 6" yellow mark 4" 500 4" 500

Pipe Weight Diameter From To  
lb/ft 6 inches 0 feet 520 feet

lb/ft 4 inches 500 feet 900 feet

Was a well screen used? ☒ Yes ☐ No

If Not Specify

Screen Type PVC Slot Size 1/64

Length 60' Diameter 4"

Was Casing left open end? ☒ Yes ☐ No

Was a Packer or seal used? ☒ Yes ☐ No

If so what material? RUBBER

Was well gravel packed? ☐ Yes ☒ No

Was well grouted? ☒ Yes ☐ No

Describe grouting procedure PRESSURE GROUT

6" Pipe 0 to 520

To what depth? 520 Feet

What was grouting material? TYPE II CEMENT

If cement, how many sacks? 100

Location of packer(s) and screen or perforated pipe PACKER 780 SCREEN 780

TO 900 + 840 - 880

WAS WELL PLUGGED OR ABANDONED ☐ Yes ☒ No

If so how and with what material?

Well Owner: MORRICE SERVICE OPERATION

Name BERNARD & LOUHAM PARTNERS

Address Box 567 CASPER WYO 82402

Well Log: Depth

Formation	From	To
<u>SHALE</u>	<u>0</u>	<u>480</u>
<u>FALL RIVER</u>	<u>480</u>	<u>600</u>
<u>FUSON</u>	<u>600</u>	<u>740</u>
<u>LAKOTA</u>	<u>740</u>	<u>885</u>
<u>MORRIS</u>	<u>885</u>	<u>900</u>

STATIC WATER LEVEL 0 Feet

If flowing: closed in pressure 2 PSI

GPM flow 16 through 6" inch pipe

Controlled by ☒ Valve ☐ Reducers ☐ Other

If other; specify

Can well be completely shut off? YES

WELL TEST DATA:

☐ Pumped

☐ Bailed Describe:

☐ Other

Pumping Level Below Land Surface

ft. After Hrs. pumped GPM

ft. After Hrs. pumped GPM

ft. After Hrs. pumped GPM

Remarks: NOTE THIS IS AN OFFSET TO OLD WELL, OLD WELL WAS CEMENTED & PUMPED 16 BAGS CEMENT 1" 220 FT

This well was drilled under license # 415

and this report is true and accurate.

DRAY DRILLING

Drilling Firm

Oct 16 1984


Date

Raymond P. Dray

Signed by

Mr. Dray

12-6-84



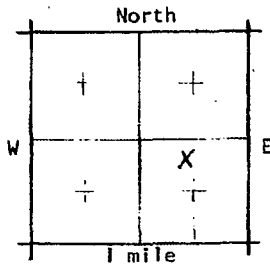
STATE OF SOUTH DAKOTA WELL DRILLERS REPORT

Location NW 1/4 SE 1/4 Sec 18 Twp 6 S Rg 1 E

County

CUSTER

Please mark well location with an "X"



Well Completion Date Oct 2 1984

PROPOSED USE:

☒ Domestic ☐ Municipal ☐ Test Holes  
☐ Irrigation ☐ Industrial ☒ Stock

Method of Drilling:

ROTARY MUD

WELL CONSTRUCTION: 6" TO 280'

Diameter of hole 4" inches Depth 360 feet

Casing: ☐ Steel ☒ Plastic ☐ Other  
Specify 6" YELLOW MINE  
4" SCH 40

Pipe Weight Diameter From To  
200 lb/ft 6 inches 0 feet 280 feet  
340 lb/ft 4 inches 160 feet 360 feet

Was a well screen used? ☒ Yes ☐ No

If Not Specify

Screen Type 4" PVC Slot Size 1/64"

Length 80' Diameter 4"

Was Casing left open end? ☒ Yes ☐ No

Was a Packer or seal used? ☒ Yes ☐ No

If so what material? RUBBER

Was well gravel packed? ☐ Yes ☒ No

Was well grouted? ☒ Yes ☐ No

Describe grouting procedure PUMPED 35 BAGS MIX DOWN INSIDE & UP OUTSIDE

To what depth? 180 Feet

What was grouting material? TYPE II

If cement, how many sacks? 35

Location of packer(s) and screen or perforated pipe 20 ft SCREEN 200-220 PACKER

280 SCREEN 300-360

WAS WELL PLUGGED OR ABANDONED ☐ Yes ☒ No

If so how and with what material?

Well Owner:

Name BILL HAUENBECK

Address Devil Rt Box 38 EDGEWATER S.D.

Well Log: Depth 57735

Formation	From	To
<u>SHALE</u>	<u>0</u>	<u>80</u>
<u>FALL RIVER</u>	<u>80</u>	<u>220</u>
<u>FUSON</u>	<u>220</u>	<u>240</u>
<u>LAKOTA</u>	<u>240</u>	<u>360</u>

STATIC WATER LEVEL 0 Feet

If flowing: closed in pressure 6 LBS PSI

GPM flow 65 through 6" inch pipe

Controlled by ☒ Valve ☐ Reducers ☐ Other

If other; specify

Can well be completely shut off? YES

WELL TEST DATA:

☐ Pumped

☐ Bailed

☐ Other

Describe:

Pumping Level Below Land Surface

230 ft. After 23 Hrs. pumped

230 ft. After 23 Hrs. pumped

230 ft. After 23 Hrs. pumped

Remarks: THIS IS OFFSET TO OLD WELL THAT WAS LEAKING CEMENTED WELL SHUT. PUMPED 13 BAGS IN AT 180 FT.

This well was drilled under license # 415

and this report is true and accurate.

Drilling Firm DAVE DRILLING

Signed by Russell P. Raley

Date Oct 18, 1984

ltr sent 12-6-84

## PROBLEN'S FINAL REPORT

**OFFICE OF STATE ENGINEER**  
**Pierre, South Dakota**

Well No. \_\_\_\_\_  
(do not fill in)

FALL RIVER COUNTY

Location: SW NE<sup>1</sup> Section 3 Twp. 7S Range 2E

Owner Robert G. Robinson Address Hot Springs, S. Dak.

Depth 247      Drawdown      Type Rig Used cable tool

Flow(gpm)pumpedPressure	Date Measured
-------------------------	---------------

Grd. Elev.	Water Level Below Ground Surface
100.0	0.0
99.0	1.0
98.0	2.0
97.0	3.0
96.0	4.0
95.0	5.0
94.0	6.0
93.0	7.0
92.0	8.0
91.0	9.0
90.0	10.0
89.0	11.0
88.0	12.0
87.0	13.0
86.0	14.0
85.0	15.0
84.0	16.0
83.0	17.0
82.0	18.0
81.0	19.0
80.0	20.0
79.0	21.0
78.0	22.0
77.0	23.0
76.0	24.0
75.0	25.0
74.0	26.0
73.0	27.0
72.0	28.0
71.0	29.0
70.0	30.0
69.0	31.0
68.0	32.0
67.0	33.0
66.0	34.0
65.0	35.0
64.0	36.0
63.0	37.0
62.0	38.0
61.0	39.0
60.0	40.0
59.0	41.0
58.0	42.0
57.0	43.0
56.0	44.0
55.0	45.0
54.0	46.0
53.0	47.0
52.0	48.0
51.0	49.0
50.0	50.0

Temperature                      Character Water (soft, medium, hard)

Date Commenced \_\_\_\_\_ Date Completed 11/14/49

Section

## CASING DETAIL

<u>Type</u>	<u>Size</u>	<u>Length</u>	<u>Depth</u>
-------------	-------------	---------------	--------------

6 5/8 187 187

(60' of open hole)

## PERFORATIONS

Type	Size	Length	Depth
------	------	--------	-------

**SCREEN**

Type	Size	Length	Depth
------	------	--------	-------

Is there a seal between different size pipes? What kind?

## WATER BEARING SANDS

From \_\_\_\_\_ To \_\_\_\_\_

**SOURCE OF INFORMATION**

PMA office, Fall River Co.

# DRILLER'S LOG

From	To
------	----

\_\_\_\_\_

\_\_\_\_\_

\_\_\_\_\_

\_\_\_\_\_

\_\_\_\_\_

\_\_\_\_\_

**Figure 1**

\_\_\_\_\_

\_\_\_\_\_

\_\_\_\_\_

~~Richard~~ Driller Richard Lawrence  
(Signature)

Address Hot Springs, S. Dak.



Form No. 1 JUN 16 1951

ARTESIAN WELL REPAIR

OFFICE OF STATE ENGINEER  
PIERRE, S. DAK.

OFFICE OF STATE ENGINEER  
Pierre, South Dakota

Well No. 24-6R  
(do not fill in)

Fall River COUNTY

Location SE 1/4 Section 23 Twp. 7S Range 1E

Owner J. E. Stewart Address Dickinson, N. Dak.

Depth 240 Drawdown \_\_\_\_\_ Type Rig Used Repair

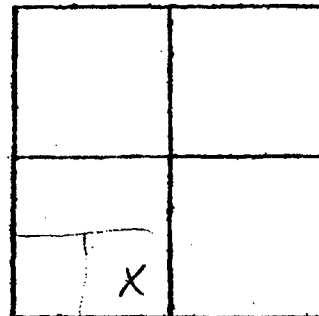
Flow (gpm) 2 1/2 Pressure Strong Date Measured June 10, 1951

Grd. Elev. \_\_\_\_\_ Water Level Below Ground Surface \_\_\_\_\_

Temperature \_\_\_\_\_ Character Water (soft, medium, hard) \_\_\_\_\_

Date Commenced June 6 Date Completed June 10

Bonded Driller H. P. Norbeck Address Redfield, S. D.



Section 23

CASING DETAIL (old)

Type	Size	Length	Depth
<u>Blk Std</u>	<u>2"</u>	<u>240'</u>	<u>240'</u>

PERFORATIONS

Type	Size	Length	Depth
------	------	--------	-------

Perforations of WATER BEARING SANDS  
From 160' To 165'

222' 227'

SOURCE OF INFORMATION

Norbeck Co. Report

Repaired by: H. P. Norbeck

Address Redfield

RECORD OF WELL AFTER REPAIR

Depth 237 Date Completed June 10, 1951

Flow (gpm) 2 1/2 Date Measured June 10, 1951

Water Level Below Ground Surface \_\_\_\_\_

CASING DETAIL (new)

Type	Size	Length	Depth
<u>Std Casing</u>	<u>3"</u>	<u>31'</u>	<u>37'</u>

driven over old 2" with 600# hammer

1" Copper tube 1 1/2" 231' 237'

PERFORATIONS

Type	Size	Length	Depth
<u>Drilled</u>	<u>1/4"</u>	<u>158'</u>	<u>to 168'</u>
		<u>220</u>	<u>230</u>

Did you reach bottom on this well? No

If not, how far down did you get? 237'

What do you think caused this well to fail?

2" corroded out permitting water to come up out side

Do you believe the repair was successful? Very

Well flowed only 2 G.P.M.

when drilled - this is a Dakota Sandstone well about 2 mi from outc.

## DRYER'S FINAL REPORT

OFFICE OF STATE ENGINEER  
Pierre, South Dakota

Well No. \_\_\_\_\_  
(do not fill in)

CUSTER COUNTY

Location: SW NW<sup>1</sup> Section 33 Twp. 6S Range 1E

Owner George Putnam Address Burdock, S. Dak.

Depth 494 Drawdown \_\_\_\_\_ Type Rig Used cable tool

Flow(gpm) \_\_\_\_\_ Pressure \_\_\_\_\_ Date Measured \_\_\_\_\_

Grd. Elev.      Water Level Below Ground Surface

Temperature                      Character Water (soft, medium, hard)

Date Commenced \_\_\_\_\_ Date Completed 11/12/49

x	

Section

### CASING DETAIL

<u>Type</u>	<u>Size</u>	<u>Length</u>	<u>Depth</u>
	4"	497	494

## PERFORATIONS

<u>Type</u>	<u>Size</u>	<u>Length</u>	<u>Depth</u>
-------------	-------------	---------------	--------------

**SCREEN**

<u>Type</u>	<u>Size</u>	<u>Length</u>	<u>Depth</u>

Is there a seal between different size pipes? What kind?

## WATER BEARING SANDS

From \_\_\_\_\_ To \_\_\_\_\_

SOURCE OF INFORMATION

PMA office, Fall River Co.

# DRILLER'S LOG

[illegible]

Banded Driller Roy Boner  
(Signature)  
Hot Springs, S. Dak.  
Address

**07-92**

Well Owner: Ken Bronsmann  
Business Name: \_\_\_\_\_  
Address: Dewey Rt, Edgemont SD  
57735

9/30/99

Distance from nearest potential pollution source (septic tank, abandoned well, feed lot, etc.)? \_\_\_\_\_ ft. from \_\_\_\_\_ (identify source).

☒ Domestic/Stock    ☐ Municipal    ☐ Business    ☐ Test Holes  
☐ Irrigation    ☐ Industrial    ☐ Institutional    ☐ Monitoring well

METHOD OF DRILLING: *Air Rotary*

**CASING DATA:** ☐ Steel ☒ Plastic ☐ Other

If other describe flush jet

PIPEWEIGHT	DIAMETER	FROM	TO	HOLE DIAMETER
LB/FT	4.5 IN	0 FT	160 FT	7.0 IN
LB/FT	IN	FT	FT	IN
LB/FT	IN	FT	FT	IN

Grout Type	No. of Sacks	Grout Weight	From	To
<u>T/T</u>	<u>22 17</u>	<u>lb./gal</u>	<u>0</u> ft	<u>90</u> ft
		<u>lb./gal</u>	<u>ft</u>	<u>ft</u>

Describe grouting procedure pressure grout 19 gravel pack  
return

Diameter 4.5 IN Length 10 FEET  
Material plastic  
Slot Size 0.25 Set From 90 Feet to 150 Feet  
Other information 10' dbt 9 cup in bottom

**Describe packer(s) and location?**

**YES. How?**

**NO. Why Not?**

owners will set own pump

WELL LOG:		DEPTH	
FORMATION		FROM	TO
water bearing	grey / green siltstone	0	110
	tan / buff ss	110	146
	red ss	146	160 TD

STATIC WATER LEVEL 38 Feet

If flowing: closed in pressure \_\_\_\_\_ PSI

GPM flow \_\_\_\_\_ through \_\_\_\_\_ inch pipe

Controlled by ☐ Valve ☐ Reducers ☐ Other \_\_\_\_\_

Reduced Flowrate \_\_\_\_\_ GPM

Can well be completely shut in? \_\_\_\_\_

☐ Pumped  
☒ Bailed  
☐ Other

Describe: air lift 2 gal/min

### Pumping Level Below Land Surface

\_\_\_\_\_ ft. After \_\_\_\_\_ Hrs. pumped \_\_\_\_\_ GPM

\_\_\_\_\_ ft. After \_\_\_\_\_ Hrs. pumped \_\_\_\_\_ GPM

If pump installed, pump rate \_\_\_\_\_ GPM

## REMARKS

This well was drilled under license # 489

And this report is true and accurate.


Drilling firm D97 Drill

**Signature of License Representative**

Signature of Well Owner or Equitable Property Holder:

Kenneth B. Horneman

Date: 1-21-00



749-78

Smith &amp; Assoc. Corralles #1

75-15

(Cement) (Sec 22) 75-1 R.  
0-2 surface (GS 1 R)

2-26 Red silty shale streaks of Cyp.

2-26 surface pipe set with 72 lb. Down

5 ft. cemented with 18 sack Rep. Cement

But from surface 2-26 10 ft. cement in

pipe

76-95 Red silty shale streaks of Cyp

95-102 White &amp; pink Cyp.

107-151 Red silty shale

151-195 White &amp; pink Cyp.

195-285 Red silty shale streaks of Cyp

285-385 hard gray limy Cyp. streaks of

385-422 Red silty shale

422-429 Red silty shale

429-459 Pink &amp; light lavender limestone

459-482 Red silty shale

482-505 White Cyp. streaks of Red silty

505-517 Red silty shale

517-520 White Cyp. streaks of pink limestone

520-559 Red silty shale

559-581 Red sandy shale

581-591 Pink limestone

591-592 White &amp; pink sand

592-593 Ant. hydrite white

593-621 Pink &amp; lavender limestone

621-638 Pink sandstone

638-667 Dull limestone (P. n. 13 and)

667-723 Gray limestone

723-727 Gray shale

727-747 Gray Dolomite &amp; black shale

747-794 Gray &amp; pink dolomite

794-854 White 640 ft. 4 1/2 in. black pipe

854-861 Red &amp; black cement. 5 ft. shows

# CEJA CORPORATION



June 20, 1990



South Dakota Dept. of Water and  
Resources  
Western Field Office  
36 East Chicago  
Rapid City, SD 57701

Attention: Anthony K. Petres, Geologist

RE: Tubbs #1-35  
SE/4 SE/4 Sec 35-7S-1E  
Fall River Co., SD

Gentlemen:

Pursuant to your recent request of June 15, 1990 to Weldon Spitzer, enclosed please find a written acceptance and release from Robert D. and Virginia Tubbs to convert the captioned to a freshwater well.

If you have any questions or we can be of further assistance, please feel free to contact us.

Very truly yours,

*Nevin K. Cooper*  
Nevin K. Cooper

NKC/ho

JUL 06 1990

Jim :

This oil test was  
plugged back  
and given to the  
landowner for use  
as a water well.

If you need  
further info contact

TO :

Jim  
Goodman

# CEJA CORPORATION



July 27, 1989

Robert D. & Virginia Tubbs  
P. O. Box 563  
Edgemont, SD 57735

RE: Tubbs 1-35 Well  
SE/4 SE/4 Sec 35-7S-1E  
Fall River Co., SD  
CWO 9506

Dear Mr. & Mrs. Tubbs:

You have requested the use of the referenced abandoned well as a potential freshwater well for which an acceptance and release is required under ARSD Article 74:10:04:02:(4)(C)(1), a copy of which is attached hereto.

Ceja hereby grants and conveys the well to you in its present condition as reflected in the attached plugging report, provided you sign and return this letter releasing Ceja of any further responsibility or liability for the well prior to its conversion for actual use as a freshwater well. You further understand that you shall assume responsibility for the well and all attendant liabilities and accept the well in its present condition without any warranty or representation of its fitness for your intended use.

Thank you for your cooperation and assistance. If we may be of further assistance, please call me at 1-800-331-3359.

Yours very truly,

Paul G. Rose  
Vice President

ACCEPTANCE AND RELEASE given this 3  
day of August, 1989.

BY: Robert D. Tubbs  
Robert D. Tubbs

BY: Virginia Tubbs  
Virginia Tubbs

## PLUGGING RECORD

Operator CEJA Corporation		Address 4400 One Williams Cir., Tulsa, OK., 74172	
Name of Lease Tubbs	Well No. 1-35	Field & Reservoir Wildcat	
Location of well 990 ESE & 595 FEL SE SE 35-7S-1E		Sec-Twp-Rge or Block & Survey	County Fall River
Application to drill this well was filed in name of CEJA Corporation	Has this well ever produced oil or gas No	Character of well at completion (initial production): Oil (bbls/day)      Gas (MCF/day)      Dry?      Yes	
Date plugged: July 2, 1989	Total depth 2558'	Amount well producing when plugged: Oil (bbls/day)      Gas (MCF/day)      Water (bbls/day) 0      0      0	
Name of each formation containing oil or gas, indicate which formation open to well bore at time of plugging	Fluid content of each formation	Depth interval of each formation	Size, kind & depth of plugs used indicate zones liquefied, cemented, giving amount cement
None	Water		

## CASTING RECORD

Size pipe	Put in well (ft.)	Pulled out (ft.)	Left in well (ft.)	Give depth and method of parting casing (shot, ripped, etc.)	Packers and shoes
8.625	418	None	All		

Was well filled with mud-laden fluid, according to regulations?  
Yes

Indicate deepest formation containing fresh water.  
Fall River-Lakota

In addition to other information required on this form, if this well was plugged back for use as a fresh water well, give all pertinent details of plugging operations to base of fresh water sand, perforated interval to fresh water sand, name and address of surface owner, and attach letter from surface owner authorizing completion of this well as a water well and agreeing to assume full liability for any subsequent plugging which might be required.

Wellbore was plugged back to 610' for use as fresh water well from the Lakota formation as follows:

100'	plug	2108'-2208'	21	Red Shale Marker-2158'
100'	plug	1662'-1762'	16	Minnelusa-1712'
100'	plug	1050'-1150'	10	Canyon Springs-1100'
100'	plug	610'-710'	6	Morrison-578'

with heavy mud in between plugs.

Surface Owner: Robert D. Tubbs, Box 563, Edgemont, S.D., 57735

USE REVERSE SIDE FOR ADDITIONAL DETAIL

Executed this the 27 day of July 1989

State of Oklahoma

Содерж. р. 7465 а

I, Weldon S. Spitzer, known to me to be the person whose name is subscribed to the above instrument, who being by me duly sworn on oath states that he is duly authorized to make the above report and that he has knowledge of the facts stated therein and that said report is true and correct.

Subscribed and sworn to before me this 27 day of

SEAL

My commission expires

Notary Public in and for

County, Orleans

DO NOT WRITE BELOW THIS LINE

**Approved**

**Date:**

OIL AND GAS BOARD OF THE STATE OF SOUTH DAKOTA

Secretary

# INSTRUCTIONS

General: This form is designed for submitting a complete and correct well completion report and log on all types of lands and leases to either a Federal agency or a State agency, or both, pursuant to applicable Federal and/or State laws and regulations. Supplemental instructions by local Federal and/or State offices will govern the use of this form. If not filed prior to the time this summary record is submitted, copies of all currently available logs (drillers, geologists, sample and core analysis, all types electric, etc.), formation and pressure tests and directional surveys, should be attached hereto, to the extent required by applicable Federal and/or State laws and regulations. All attachments should be listed on this form, see last blank.

If this well was directionally drilled, show both the location at the surface and at total depth from nearest line, where possible; also show the locations at the top and at the bottom of any zone for which production data are reported in space 33, and any zone open for injection or disposal. Use this reverse side if more space is needed. (MD-Measured Depth, TVD-Vertical Depth)

Indicate which elevation is used as reference (where not otherwise shown) for depth measurements given in other spaces on this form and in any attachments.

If this well is completed for separate production from more than one zone (multiple-zone completion), so state in the correct space and show the producing interval or intervals, top(s), bottom(s) and name(s) (if any) for only the zone reported in the blanks under PRODUCTION. Submit a separate completion report on this form for each interval (zone) to be separately produced.

Backs Cement: Attached supplemental records for this well should show the details of any multiple stage cementing and the location of the cementing tool.

SUMMARY OF POROUS ZONES				GEOLOGIC MARKERS		
SHOW ALL IMPORTANT ZONES OF POROSITY AND CONTENTS THEREOF, CORED INTERVALS, AND ALL DRILL-STEM TESTS, INCLUDING DEPTH INTERVAL TESTED, CUSHION USED, TIME TOOL OPEN, FLOWING, AND SHUT-IN PRESSURES, AND RECOVERY						
FORMATION	TOP	BOTTOM	DESCRIPTION, CONTENTS, ETC.	NAME	MEAS. DEPTH	TRUE VERT. DEPTH
Canyon Springs	1100	1130	Canyon Springs-wet	Morrison	578	
Converse Sands	1715	1886	Converse Sands-wet	Sundance	751	
2nd Leo	2280	2325		Spearfish	1130	
			DST #1-2nd Leo; 2287'-2307'	Goose Egg	1364	
			IF: 5 min., IFP: 436-436	Minnekahta	1604	
			ISI: 30 min., ISIP: 973	Minnelusa	1712	
			FF: 60 min., FFP: 432-877	Red Shale Marker	2158	
			FSI: 120 min., FSIP: 973	Second Leo	2287	
			Opened with 2" blow, died 8 min.	Atoka	2524	
			after ISI. Second open 2" blow,			
			continued; died 1 min. after FSI.			
			Rec. 180' muddy wtr., 1860' water.			
			DIT-103F: Sample R <sub>w</sub> =1.9 @ 80F			
			2700 ppm chlorides.			



(iv) Cement must be circulated to fill at least a 100-foot interval, of which at least 50 feet must be above the shoe of the surface casing; and

(v) A cement plug must be set at the surface as prescribed by the secretary;

(b) Wells without production casing:

(i) All aquifers, salt zones, and fluid-bearing formations must be sealed or separated with individual cement plugs, circulated to fill at least 100 feet of hole. Each individual cement plug must be at least 50 feet above the top of the following formations, as specified by the Secretary:

- |                          |                         |
|--------------------------|-------------------------|
| (A) Fort Union Group     | (H) Sundance Formation  |
| (B) Hell Creek Formation | (I) Minnelusa Formation |
| (C) Fox Hill Formation   | (J) Madison Formation   |
| (D) Niobrara Formation   | (K) Interlake Formation |
| (E) Greenhorn Formation  | (L) Red River Formation |
| (F) Newcastle Sandstone  | (M) Deadwood Formation  |
| (G) Inyan Kara Group     |                         |

(ii) Cement must be circulated to fill at least a 100-foot interval, of which at least 50 feet must be above the shoe of the surface casing; and

(iii) A cement plug must be set at the surface as prescribed by the secretary;

(c) Conversion of a well to a water well:

(i) When a test hole may safely be used by the landowner as a potential freshwater well, the operator must follow the plugging procedures set forth in this section to the base of the objective freshwater strata, if applicable. The surface owner must give a signed release to the operator before the conversion is made;

(ii) The well must then be constructed to meet specifications established in article 74:02.

Source: SL 1975, ch 16, § 1; transferred from § 52:02:04:02, effective July 1, 1979; 13 SOR 129, 13 SOR 141, effective July 1, 1987; 14 SOR 50, effective October 4, 1987.

General Authority: SECL 45-9-13.


Law Implemented: SECL 45-9-11, 45-9-15.

74:10:04:03. Temporary abandonment of a well. Written approval must be obtained from the Secretary for the temporary abandonment of a well. A well that is not completed with production casing may not be temporarily abandoned and must be plugged immediately. A well with production casing may not be temporarily abandoned for more than six months, unless the operator is granted an extension by the secretary.



**10-85**

Date 11 May 12, 1991





7-2-22

SCHEDULED

Fall River Co

SV 88

7 8

DE

R. O. Robinson

Fall River Co

South Dakota

0 - 170

0	150	Quartzite, brown, rounded, white, with red layers
150	160	Sandstone, fine, rounded, white, with red layers
160	170	Sandstone, fine, rounded, white to orange, with large orange and white banded quartz veins

2nd 4th  
and to get good map  
(Edgemont 118) and Sandstone  
is Fall River formation

50 ft. interval in well loc. 13 wrong

U. S. Forest Service, Forest No. 118  
 SW 1/4 Sec. 15, T. 7 N., R. 2 E.  
 Fall River County, South Dakota  
 Drilled by Otto Becker, Hot Springs, S. D.  
 Samples described by J. P. Gries, 1959  
 State School of Mines and Technology  
 Sample set 118.

*near section*  
**SCHEDULED**

- 15 - 20 sandstone, fine to medium, colorless, subangular,  
 some grain with secondary crystal faces
- 20 sandstone, same
- 25 sandstone, same, with few coarse frusted grains,  
 some gray very chalc, gives sample dirty  
 appearance
- 40 sandstone, fine to coarse, gray, 1/2" shale,  
 medium to dark gray, very, 1/2"
- 50 sandstone, fine to coarse, calcareous, poorly  
 sorted, 2/3; shale, gray, sandy, 1/2"
- 65 sandstone, fine, white, 1/2; shale, dark  
 gray, 1/2"
- 75 sandstone, white to gray, very calcareous, 1/3;  
 limestone, very lumpy, gray, white and black  
 brown, 1/3; shale, dark gray, 1/3"
- 85 sandstone, as above, 10%; limestone, as above,  
 20%; shale, as above, 10%
- 90 shale, gray, some sandy, 1/2; limestone, 70%;  
 finely crystalline, light gray-brown to black, 15;  
 crystalline calcite, 1/2"
- 100 clay, gray, slightly sandy, slightly waxy
- 110 sandstone, very fine to medium, white, calcareous,  
 total depth

All in  
 Inyan Kara

Robert Tubbs  
Edgemont, S.D.

Feb. 4, 1977

Fall River County Sec. 20 Twp. 7S Range 1E

Total Depth 40'      Static 26'  
Dia. 30"

0-3      topsoil  
3-26      sand  
26-28      gravel  
28-40      blue shale

*Bice*



# NOTICE OF WELL CONSTRUCTION

7-1-16

*Fell River*

## (1) WELL CONSTRUCTION

Location of well: SE 1/4 SE 1/4 Section 16 Township 7S Range 1E

Well owner: Peterson & Son, Inc. Edgemont, SD  
(Name) (Address)

Date well drilling completed 11-17-81 Purpose of well Domestic  
(domestic, irrigation, municipal, industrial, other)

### WELL LOG

Layers (top to bottom in feet)	Description of layer	Depth to top of water-producing aquifer	555
0-380	Blk Sh	Depth to static water level	flowing
380-470	lb gy clst & ss	Name of producing aquifer (if known)	Lakota
470-495	Gy ss & clst	Total depth of drill hole	650
495-565	Gy, rd-brn & gn clst	Depth to bottom of casing	650
565-580	Gy ss	Casing information in the space below show kind, size, weight, length, and diameter, etc., for production casing and surface casing, if used.	
580-650	Gy clst	4" blk iron 10#/ft	
		Screen information in the space below show length of screen below bottom of casing, diameter and kind of screen or casing perforations.	
		slotted 566-608	
		629-650	
		If a flowing well, flow of completed well	
		30	

Attach sheet if more space is needed

Silver King Mines, Inc.

Name of Drilling Contractor

## (2) PUMP INSTALLATION

Company name and size of pump

Type of pump Capacity of installed pump

Depth of pump placement ft. Date of pump installation

## (3) WATER SURFACE MEASURING TUBE

On some wells an air-tight water surface measuring tube is required. See Section 46.408 of Chapter 46.4, MINN. WELL CONSTRUCTION STANDARDS.

Show exact vertical length of water surface measuring tube, when installed ft. tube diameter tube material

Name of Pump Installation Contractor





# SCHEDULED

D 7-1-12 10

State South Dakota Town W. L. Root Index  
Roll River Company

Str. 12 7-8 1 1 Drilled by Richard Lawrence Date 1950

Authority Drilling Type of rock granite

Type of drill solid rock Samples none

Elevation method 1.5 100

Remarks from sides 1/2



Skull Creek - based on  
 ground surface

1. shale, light gray, very silty 0 - 57
2. clay, light gray, nonconcrete, very fine, silty, light, talia 57 - 60
3. shale, light gray, silty 60 - 100
4. sandstone, fine, white, with talia clay in interstices (look like barbed) 100 - 140
5. sandstone, fine to medium, nonconcrete, rounded, very white clay and on irregular polishes, vesper sand 140 - 150
6. clay, gray-brown to light gray, very, green-lucent 150 - 157
7. sandstone, like sample 5 157 - 160
8. sand, as above, and much very clay 160 - 165

This is an odd set of samples. Samples 1 to 5 do not look like Skull Creek. 4 could be Muddy, but looks like much of the Unkapa where it is white. Nos. 6 and 7 look like Dakota but not like Escanaba (Muddy). Nos. 8 and 9 look like Morrison, but could be Faxon.

I still think it is a Dakota section, but the first I got down that way, I shall stop for a look at the surface.

# NOTICE OF WELL CONSTRUCTION

## (1) WELL CONSTRUCTION

Location of well: NW 1/4 NW 1/4 Section 3 Township 7S Range 1E

Well owner Kathryn Spencer Dewey Route Edgemont, SD 57735  
(Name) (Address)

Date well drilling completed 10-22-80 Purpose of well Domestic  
(domestic, irrigation, municipal, industrial, other)

### WELL LOG

(Litho Log Footages)

Layers, top to top in feet	Description of layer	Depth to top of water producing aquifer	
Ksc → 0-320	Dark gray shale	580	ft.
Kfu → 320-395	Gray mudstone with 10% gray siltstone	flows	ft.
395-445	Gray mudstone with 5% 20% gray vf-gss	Name of producing aquifer (if known)	Lakota
Klf → 445-490	Green mudstone	Total depth of drill hole	625
490-520	AA w/10-30% G & GR wt silt	Depth to bottom of casing	580
520-545	Gray fgss	Casing information: In the space below show kind, size, weight, length per diameter, etc., for production casing and surface casing, if used.	
545-560	well cemented vf - fgss		
560-575	Gray mudstone with 10% dark brown mudstone	5 1/2" 14 lbs/ft.	
575-590	AA with 10-20% gray vf-gss	Random	twenties
590-615	Gray fine grain sandstone	Screen information: In the space below show length of screen below bottom of casing, diameter and kind of screen or casing perforations.	
615-620	Green mudstone with <5% gray vf-gss		
620-625	Green mudstone with 50% Brown-red mudstone	45 ft. open hole	
		If a flowing well, flow of completed well	
		1.00	G.P.M.

Attach sheet if more space is needed

Silver King Mines, Inc.

Name of Drilling Contractor

## (2) PUMP INSTALLATION

Company name and size of pump \_\_\_\_\_ HP

Type of pump \_\_\_\_\_ Capacity of installed pump \_\_\_\_\_ G.P.M.

Depth of pump placement \_\_\_\_\_ ft., Date of pump installation \_\_\_\_\_

## (3) WATER SURFACE MEASURING TUBE

On some wells an air-tight water surface measuring tube is required: See Section 46.408 of Chapter 46.4, MINIMUM WELL CONSTRUCTION STANDARDS.

Show exact vertical length of water surface measuring tube, when installed \_\_\_\_\_ ft., tube diameter \_\_\_\_\_, tube material \_\_\_\_\_.

Name of Pump Installation Contractor

TVA well pump test 76-77 2 miles  
 1/4 mile 2 1/2 miles

# NOTICE OF WELL CONSTRUCTION

7S 1E 3BB

Fall River

## WELL CONSTRUCTION

Location of well: NW 1/4, T1N, R1W, S1E, Township: 7S, Range: 1E

Well owner: Kathryn Spencer, Dewey, Revere, Blagomont, SD, 57735  
 (Name) (Address)

Date well drilling completed: 10-22-80 Purpose of well: Domestic  
 (domestic, irrigation, municipal, industrial, other)

### WELL LOG

(Litho Log Footages)	Layers, top to top in feet	Description of layer	Depth to top of water producing aquifer	Depth to static water level	Name of producing aquifer (if known)	Total depth of drill hole	Depth to bottom of casing	Casing information in the space below show kind, size, weight, length per diameter, etc. for production casing and surface casing, if used.	Screen information in the space below show length of screen below bottom casing, diameter and kind of screen or casing perforations.	If flowing well, flow of completed well	G.P.M.
KSC	0-320	Dark gray shale	580	Flows	Lakota	625	580	5 1/2" 14 lbs/ft.	45 ft. open hole	1.00	
Kfu	320-395	Gray mudstone with 10% gray siltstone									
	395-445	Gray mudstone with 5% 20% gray vfss									
KIF	445-490	Green mudstone									
	490-520	AA w/ 10-30% G & GR Wt silt									
	520-545	Gray fgss									
	545-560	well cemented vt - fgss									
	560-575	Gray mudstone with 10% dark brown mudstone									
	575-590	AA with 10-20% gray vfss									
	590-615	Gray fine grain sandstone									
	615-620	Green mudstone with 5% gray vfss									
	620-625	Green mudstone with 50% Brown-red mudstone									

Attach sheet if more space is needed

Silver King Mines, Inc.

Name of Drilling Contractor

## (2) PUMP INSTALLATION

Company name and size of pump: HP

Type of pump: Capacity of installed pump: G.P.M.

Depth of pump placement: ft., Date of pump installation:

## (3) WATER SURFACE MEASURING TUBE

On some wells an air-tight water surface measuring tube is required. See Section 46.408 of Chapter 46.4 MINIMUM WELL CONSTRUCTION STANDARDS.

Show exact vertical length of water surface measuring tube when installed: ft., tube diameter:

tube material:

Name of Pump Installation Contractor

S. D.

Farm

Linch

Index 0902

scheduled

County Fall River

Company

Sec. 2 T. 7S R. 1E

Drilled by

Date

Authority

Mrs. Linch (land)

Type of log

Type of drill

Samples


Elevation

by

method

Remarks

Top of formation obtained on July 10, 1904



1st water

Stinking water

Ball flows size of thumb

Tubbs churned out of well from a distance. Possibly  
starts in morning. In evening, the old water  
can't be removed.

2nd of  
Kodak is (Kodak Co.)  
magnifying glass. (Kodak Co.)  
Dime 1/20 inch of depth of water  
will be 1/20 inch of water.

177

369

# NOTICE OF WELL CONSTRUCTION

Custer

## (1) WELL CONSTRUCTION

Location of well: SE 1/4 NE 1/4 Section 18 Township 6S Range 1E

Well owner: Earl Darrow (Name) Edgemont, SD. (Address)

Date well drilling completed: 7-30-81 Purpose of well: Domestic (domestic, irrigation, municipal, industrial, other)

### WELL LOG

Layers, top to top, in feet	Description of layer	Depth to top of water producing aquifer
0-20	Wh brn & gy clst and siltst	90
20-25	Gy clst & wtn bent	0
25-35	Gy clst & ss	120
35-55	Gy clst	120
55-60	Gy ss	
60-65	Brn & gy clst	
65-70	Gy ss	
70-95	Gy, blk, rd & orgn-brn clst	
95-115	Rd, orgn-brn & ppl ss	
115-120	Gy clst w/ss	

Depth to top of water producing aquifer: 90

Depth to static water level: 0

Name of producing aquifer (if known): Fall River

Total depth of drill hole: 120

Depth to bottom of casing: 120

Casing information in the space below show kind, size, weight, length per diameter, etc., for production casing and surface casing, if used.

160# 4" PVC

Screen information in the space below show length of screen below bottom of casing, diameter and kind of screen or casing perforations.

slotted casing 90-115

If a flowing well, flow of completed well: 0.2 g.p.m.

Attach sheet if more space is needed

Silver King Mines, Inc.

Name of Drilling Contractor

## (2) PUMP INSTALLATION

Company name and size of pump: HP

Type of pump: Capacity of installed pump: g.p.m.

Depth of pump placement: ft. Date of pump installation:


## (3) WATER SURFACE MEASURING TUBE

On some wells an air-tight water surface measuring tube is required. See Section 48.408 of Chapter 48.4, MINN. WELL CONSTRUCTION STANDARDS.

Show exact vertical length of water surface measuring tube, when installed: ft. tube diameter:

tube material:

Name of Pump Installation Contractor









# NOTICE OF WELL CONSTRUCTION

## (1) WELL CONSTRUCTION

Location of well: SE 1/4 SW 1/4 Section 11 Township 75 Range 1E

Well owner: Tennessee Valley Authority, P. O. Box 49, Edgemont, South Dakota

Date well drilling completed: 7-26-78 Purpose of well: Test  
(domestic, irrigation, municipal, industrial, other)

### WELL LOG

Layers, top to bottom in feet	Description of layer	Depth to top of water producing aquifer	Depth to static water level	Name of producing aquifer (if known)	Total depth of drill hole	Depth to bottom of casing	Casing information in the space below show kind, size, weight, length per diameter, etc. for production casing and surface casing, if used.	Screen information in the space below show length of screen below bottom casing, diameter, and kind of screen or casing perforations.
0-30	Brown & Gray Soil	665	+ 240	Sundance	880	780	5" 14# Steel Casing	
30-95	Brown-Gray Mudstone, Siltstone							
95-135	18 Lt. Gray Sandstone							
135-205	Gray Mudstone							
205-280	Variegated Mudstone & Siltstone							
280-305	Tan & Gray Sandstone							
305-335	Gray Sandstone							
335-400	18 Brown-Gray Mudstone, Gray Sandstone							
400-665	Gray, Brown & Green Mudstones							
665-780	18 Red-Brown Sandstone and Gray & Green Claystone							
780-840	Black Shale & Gray-Green Claystone							
840-880	Red Siltstone-Mudstone							

Torch Slotted 666-780

If a flowing well, flow of completed well: 4 G.P.M.

Attach sheet if more space is needed

Silver King Mines, Inc.

Name of Drilling Contractor

## (2) PUMP INSTALLATION

Company name and size of pump: HP

Type of pump: Capacity of installed pump: G.P.M.

Depth of pump placement: ft. Date of pump installation:

## (3) WATER SURFACE MEASURING TUBE

On some wells an air-tight water surface measuring tube is required. See Section 46.408 of Chapter 46.4, MINIMUM WELL CONSTRUCTION STANDARDS.

Show exact vertical length of water surface measuring tube when installed: ft. tube diameter:

tube material:

Name of Pump Installation Contractor





**WELL DATA FROM TENNESSEE VALLEY AUTHORITY**

Table 2.5.2-1

Summary of Wells Within a Four-Mile (6.5 km.) Radius of the  
TVA Burdock, No. 1 Shaft Site

Well No.: Based on the Federal system of township and range. Each township within the project area is assigned a letter in consecutive order beginning with "A" in the northeast corner and ending with "Z" in the southern part. Similarly, wells are numbered in consecutive order within a township--for example: B-1, B-2, etc. Location: Number based on township, range, section, 1/4 section, and 1/4 section. Aquifer: Qa, Quaternary alluvial deposits; Kf, Cretaceous, Fall River Formation; Kl, Cretaceous, Lakota Formation; Jm, Jurassic, Morrison Formation; Js, Jurassic, Sundance Formation; Trs, Triassic, Spearfish Formation; Pmk, Permian, Minnekahta Limestone. Depth: Given in feet (ft.) and meters (m.) below land surface. Use Rate and Flow Rate: In gallons per minute (gpm) and liters per second (l/s). Elevation of Land Surface and Elevation of Water Surface: In feet (ft.) and meters (m.) above sea level. Superscript a indicates flow rate less than 1 gpm. Superscript b indicates estimated water surface elevations.

Well No.	Latitude	Longitude	Location	Aquifer	Depth		Use Rate		Flow Rate		Elevation		Remarks		
					(ft)	(m)	(gal/min)	(l/s)	(gal/min)	(l/s)	Land Surf. (ft)	Water Surf. (ft)			
B-1	43°30'00"	103°58'57"	6-1-27Db	Qa	50	15	30	1.9	-	-	3715	1132	3700	1128	Flowed until Triangle mine de-watered. 1/3 h.p. pump.
B-2	43°29'59"	103°58'57"	6-1-27Db	Qa	46	14	30	1.9	-	-	3715	1132	3700	1128	
B-3	43°29'10"	103°02'43"	6-1-31Bd	-	-	-	-	-	12	.8	3605	1099	3610	1100	
B-4	43°29'09"	103°00'40"	6-1-33Bc	Kl	550	168	-	-	2	.1	3630	1106	3630 <sup>b</sup>	1106	
B-5	43°28'51"	103°59'06"	6-1-34Dc	Kl	350	107	-	-	-	-	3663	1116	-	-	
G-1	43°28'20"	103°56'47"	7-1-1Bd	Kl	330	101	-	-	-	-	3675	1190	3747	1146	Water contains iron. Unused. Water contains iron. Unused. A.E.C. water analysis.
D-2	43°28'32"	103°57'34"	7-1-2Aa	Kf	180	55	10	.6	-	-	3749	1143	-	-	
D-3	43°28'35"	103°58'15"	7-1-2Bb	Kl	495	151	-	-	4	-	3705	1129	3705 <sup>b</sup>	1129	
D-4	43°28'28"	103°58'20"	7-1-2Bc	Kl	280	85	5	.3	-	-	3698	1127	3674	1120	
D-5	43°28'01"	103°58'22"	7-1-2Cc	Kl	470	143	-	-	4	-	3673	1121	3680 <sup>b</sup>	1122	
D-6	43°28'38"	103°59'42"	7-1-3Bb	Kl	500	152	-	-	2	.1	3660	1116	3661 <sup>b</sup>	1116	Flow rate in 1969, 30 gpm (1.9 l/s). Water contains iron & sulphur.
D-7	43°28'02"	104°00'00"	7-1-4Dd	Kl	805	245	-	-	1	.06	3645	1111	3646 <sup>b</sup>	1111	
D-8	43°28'17"	104°01'19"	7-1-5Ac	Kl	600	183	-	-	25	1.6	3600	1097	3610 <sup>b</sup>	1100	
D-9	43°27'30"	103°59'52"	7-1-9Ad	Kl	550	168	-	-	16	1.0	3615	1102	3620 <sup>b</sup>	1103	
D-10	43°27'03"	104°00'54"	7-1-9Cc	Kf	527	161	-	-	8	.5	3700	1128	3701 <sup>b</sup>	1128	

TABLE 2.5.2-1 (continued)

Well No.	Latitude	Longitude	Location	Aquifer	Depth		Use Rate		Flow Rate		Elevation				Remarks
					(ft.)	(m)	(gal/min)	(l/s)	(gal/min)	(l/s)	Land Surf. (ft.)	Land Surf. (m)	Water Surf. (ft.)	Water Surf. (m)	
D-11	43°27'05"	103°59'46"	7-1-90d	K1	600	183	-	-	1	.06	3624	1105	3631	1107	Water contains iron.
D-12	43°27'05"	103°57'47"	7-1-119c	K1	525	160	-	-	-	-	3700	1128	-	-	A.E.C. water analysis.
D-13	43°28'25"	103°56'53"	7-1-128d	Kf	156	48	-	-	-	-	3750	1143	-	-	
D-14	43°27'04"	103°56'21"	7-1-120d	-	-	-	-	-	-	-	3820	1167	-	-	
D-15	43°26'55"	103°56'12"	7-1-134a	K1	200	61	-	-	-	-	3740	1140	3662 <sup>b</sup>	1116	
D-16	43°26'55"	103°58'24"	7-1-148b	-	-	-	-	-	4	-	3675	1120	3675 <sup>b</sup>	1120	
C-17	43°26'45"	103°58'25"	7-1-148a	K1	850	259	-	-	7	.4	3630	1105	3634 <sup>b</sup>	1108	Water contains iron.
D-18	43°25'25"	103°57'48"	7-1-140b	K1	280	85	1	.06	-	-	3610	1100	3598 <sup>b</sup>	1097	
D-19	43°25'09"	103°58'43"	7-1-150d	-	2264	690	-	-	-	-	3576	1090	3580 <sup>b</sup>	1091	
D-20	43°25'15"	103°59'58"	7-1-160d	K1	640	195	-	-	15	.9	3555	1084	3560 <sup>b</sup>	1085	A.E.C. water analysis.
D-21	43°25'16"	104°02'01"	7-1-170b	Kf	530	162	-	-	4	.3	3555	1084	3558 <sup>b</sup>	1084	A.E.C. water analysis.
D-22	43°25'33"	104°03'06"	7-1-188c	Kf	740	226	-	-	-	-	3700	1128	-	-	
D-23	43°25'48"	104°03'12"	7-1-198c	Kf	910	277	-	-	15	.9	3580	1091	3585 <sup>b</sup>	1093	
D-24	43°25'48"	103°59'31"	7-1-228c	-	2400	732	-	-	3	.2	3548	1081	3550 <sup>b</sup>	1082	
D-25	43°25'55"	103°57'24"	7-1-234a	Kf	90	27	-	-	3	.2	3625	1105	3625 <sup>b</sup>	1105	Flow rate 1969, 10 gpm (.6 l/s).
D-26	43°25'02"	103°58'26"	7-1-238b	K1	500	152	-	-	5	.3	3574	1089	3574 <sup>b</sup>	1089	
D-27	43°25'03"	103°58'29"	7-1-238b	Kf	200	61	3	.2	-	-	3574	1089	3561 <sup>b</sup>	1085	
D-28	43°25'26"	103°57'48"	7-1-230c	K1	500	152	-	-	5	.3	3542	1080	3542 <sup>b</sup>	1080	Casing perforated in 10 ft (3 m.) intervals below elevations 3222 (982 m.) and 3324 (1013 m.).
D-29	43°25'27"	103°57'44"	7-1-230c	Kf	240	73	-	-	1	.06	3542	1080	3542 <sup>b</sup>	1080	
D-30	43°25'24"	103°57'30"	7-1-230d	Js-Pmk	1470	448	-	-	5	.3	3550	1082	3550 <sup>b</sup>	1082	
D-31	43°25'30"	103°57'07"	7-1-240b	Js-Pmk	2430	756	-	-	6	.4	3577	1090	3578 <sup>b</sup>	1091	
D-32	43°25'32"	103°55'58"	7-1-250a	K1	375	114	-	-	2	.1	3508	1065	3508 <sup>b</sup>	1059	
D-33	43°24'40"	103°56'37"	7-1-250b	Kf	96	29	-	-	1	.05	3510	1070	3510 <sup>b</sup>	1070	
D-34	43°24'45"	103°56'29"	7-1-250b	Kf	90	28	-	-	1	.06	3528	1075	3528 <sup>b</sup>	1075	

TABLE 2.5.2-1 (continued)

Well No.	Latitude	Longitude	Locality	Aquifer	Depth		Use Rate		Flow Rate		Elevation				Remarks
					(ft)	(m)	(gal/min)	(l/s)	(gal/min)	(l/s)	Land Surf.	Water Surf.	(ft)	(m)	
D-35	43°24'28"	103°55'39"	T-1-250c	Kf	130	40	-	-	1	.06	3510	1070	3510 <sup>b</sup>	1070	Slight flow in 1969; no flow in 1976. 1969 Flow, 15 gpm (.1 l/s); no flow in 1976.
D-36	43°24'30"	103°56'21"	T-1-250d	Kf	450	137	-	-	3	.2	3508	1069	3508 <sup>b</sup>	1069	
D-37	43°24'42"	103°57'53"	T-1-250a	K1	260	79	-	-	2	.1	3530	1076	3530 <sup>b</sup>	1076	
D-38	43°24'47"	103°59'07"	T-1-274c	Kf	350	107	-	-	-	-	3560	1085	3560 <sup>b</sup>	1085	
D-39	43°25'01"	104°00'18"	T-1-283a	Kf	600	183	-	-	-	-	3576	1090	3553 <sup>b</sup>	1083	
D-40	43°25'01"	104°02'01"	T-1-285b	Kf	600	183	-	-	1	.06	3590	1094	3590 <sup>b</sup>	1094	
D-41	43°23'30"	104°00'01"	T-1-303c	K1	600	183	-	-	-	-	3670	1119	-	-	
D-42	43°24'05"	103°57'55"	T-1-354c	Kf	350	107	-	-	1	.06	3545	1081	3545 <sup>b</sup>	1081	
D-43	43°23'44"	103°57'30"	T-1-353a	Kf	320	98	-	-	-	-	3555	1084	3545	1081	
D-44	43°23'37"	103°57'21"	T-1-350d	Kf	320	98	-	-	-	-	3555	1084	-	-	
D-45	43°23'10"	103°56'03"	T-1-369a	Kf	92	28	-	-	9	.6	3500	1067	3504 <sup>b</sup>	1068	Unused.
D-46	43°23'55"	103°56'51"	T-1-350a	Kf	100	30	-	-	1.5	.2	3535	1077	3536 <sup>b</sup>	1078	
E-1	43°26'08"	103°55'33"	T-2-60a	-	40	12	-	-	-	-	3860	1177	-	-	Flow rate in 1969, 2 gpm (.1 l/s); no flow in 1976; unused.
E-2	43°27'11"	103°55'43"	T-2-70c	-	355	111	-	-	-	-	3755	1145	3475	1059	
E-3	43°27'32"	103°54'45"	T-2-85c	Js	470	143	-	-	-	-	3970	1210	-	-	
E-4	43°25'57"	103°55'33"	T-2-198a	K1	145	44	-	-	-	-	3640	1109	-	-	
E-5	43°25'38"	103°55'31"	T-2-190a	K1	148	45	-	-	-	-	3620	1103	-	-	
E-6	43°25'15"	103°55'21"	T-2-190c	K1	255	78	-	-	10	.6	3500	1057	3605 <sup>b</sup>	1099	Unused.
E-7	43°25'11"	103°55'00"	T-2-304a	-	-	-	-	-	-	-	3600	1097	-	-	
E-8	43°25'13"	103°55'05"	T-2-305b	K1	330	101	-	-	2	.1	3530	1076	3530 <sup>b</sup>	1076	
E-9	43°24'27"	103°55'55"	T-2-300c	Kf	50	27	-	-	.1	-	3522	1074	3522 <sup>b</sup>	1074	
E-10	43°24'07"	103°55'32"	T-2-318c	Kf	104	32	-	-	1.3	.08	3495	1065	3500 <sup>b</sup>	1067	

# INTEROFFICE CORRESPONDENCE

Company Silver King Mines, Inc. Date August 3, 1979

To: R. M. Caywood

From: Keith E. Andersen Subject: Quarterly Burdock Area Water Levels

Attached are quarterly measurements of Burdock Area water well flow rates and water levels. Wells numbered 135 - 143 are new wells or wells added to our monitoring program by request. Wells numbered 200 - 216 are probable Sundance wells located east of the Burdock Area.

In an effort to obtain all possible information, several measurements of questionable accuracy were made as noted below.

<u>Well No.</u>	<u>Problem</u>
2	Leaking around casing
4	Leaking around casing
75	Measuring point changes
13	Pipeline use affects flow
33	Measuring point changes
35	Measured inside cylinder drop pipe
36	Leaking around pipeline fittings
37	Measured inside cylinder drop pipe
40	Two wells at different elevations piped together
41	Pump had been operating
42	Leaking around pipeline fittings
52	Measuring point changed
53	Measured through cylinder drop pipe
56	Casing broken out
98	Casing leaking
113	Measured inside cylinder drop pipe
114	Measured inside cylinder drop pipe

Water quality data on these wells is not yet complete.

Keith E. Andersen  
Keith E. Andersen, Chief Engineer

# Additional Water Wells In Edgemont Project Area

<u>No.</u>	<u>Owner</u>	<u>Use</u>	<u>Depth</u>	<u>Probable Aquifer</u>	<u>Remarks</u>
135	Mike Ringer	D,S	360	Lakota	Drilled 1977 - Submersible Pump
136	Ed Dodson	D,S		Spring	Source Uncertain
137	USFS	S			Windmill
138	John Carlson	D	100	Fall River	Drilled 1977, flows, Jet Pump
139	Gerald Darrow	S	620	Lakota	Drilled 1978, flows 20 gpm
140	Ken Barker	D,S			
141	Howard Henderson	S		Spring	Source Uncertain
142	Jack Standen	D,S	280	Fall River	Submersible Pump
143	Jeff Schultz	D,S	1,640	Fall River	Drilled 1962, Submersible Pump @ 440
200	George Hey	D,S	108	Sundance	Water Level 52.7', Submersible Pump
201	George Hey	S	110	Sundance	Pump Jack
202	George Hey	S	200	Sundance	Water Level 16.7'
203	Donald Spencer	D,S	200	Sundance	Submersible Pump at 160
204	Donald Spencer	U	170	Sundance	
205	Mason Miller	U	108	Sundance	Water Level 24.5
206	Mason Miller	D,S	200	Sundance	Water Level 18.4, Jet Pump
207	Mason Miller	D,S			Submersible Pump, Pipeline
208	Mason Miller	S	179	Sundance	Pump Jack
209	Donald Spencer	U	247	Sundance	Water Level 145.2
210	George Hey	S	125	Sundance	Pump Jack
211	Donald Spencer	S	161	Sundance	Pump Jack - Water Level 8.14
212	Carl Reutter	S	2,204		Flows 1.5 gpm, old oil test
213	George Hey	S	100	Sundance	Submersible Pump, Water Level 34.1
214	George Hey	S	270	Sundance	Water Level 39.1
215	Claude Smith	S	900		Water Level 60.7, Submersible Pump, Pipeline
216	Claude Smith	U			Water Level 217.9
144		S.O			Water Level 368.4'

# Additional Water Wells In Edgemont Project Area

<u>Well No.</u>	<u>Location</u>
135	T 8 S, R 2 E, Sec. 1 bd
136	T 8 S, R 2 E, Sec. 5 bb
137	T 7 S, R 2 E, Sec. 17 bd
138	T 6 S, R 1 E, Sec. 18 a
139	T 41 N, R 60 W, Sec. 18 dd
140	T 9 S, R 3 E, Sec. 19 bc
141	T 10 S, R 3 E, Sec. 20 aa
142	T 7 S, R 2 E, Sec. 35 bd
143	T 8 S, R 1 E, Sec. 30 dc
200	T 7 S, R 2 E, Sec. 13 ca
201	T 7 S, R 2 E, Sec. 13 ca
202	T 7 S, R 2 E, Sec. 13 ca
203	T 7 S, R 2 E, Sec. 12 cd
204	T 7 S, R 2 E, Sec. 12 cb
205	T 7 S, R 2 E, Sec. 12 ac
206	T 7 S, R 2 E, Sec. 12 ac
207	T 7 S, R 2 E, Sec. 12 aa
208	T 7 S, R 2 E, Sec. 2 bc
209	T 7 S, R 2 E, Sec. 3 da
210	T 7 S, R 2 E, Sec. 2 bd
211	T 7 S, R 2 E, Sec. 12 ba
212	T 8 S, R 3 E, Sec. 8 db
213	T 7 S, R 3 E, Sec. 20 dc
214	T 7 S, R 3 E, Sec. 18 cd
215	T 6 S, R 2 E, Sec. 27 dd
216	T 6 S, R 2 E, Sec. 22 aa
144	T 9 S, R 3 E, Sec. 21
145	T 8 S, R 2 E, Sec. 3 dc
146	T 9 S, R 2 E, Sec. 21 bc

# Additional Water Wells In Edgemont Project Area

<u>No.</u>	<u>Owner</u>	<u>Use</u>	<u>Depth</u>	<u>Probable Aquifer</u>	<u>Remarks</u>
135	Mike Ringer	D,S	360	Lakota	Drilled 1977 - Submersible Pump
136	Ed Dodson	D,S		Spring	Source Uncertain
137	USFS	S			Windmill
138	John Carlson	D	100	Fall River	Drilled 1977, flows, Jet Pump
139	Gerald Darrow	S	620	Lakota	Drilled 1978, flows 20 gpm
140	Ken Barker	D,S			
141	Howard Henderson	S		Spring	Source Uncertain
142	Jack Standen	D,S	280	Fall River	Submersible Pump
143	Jeff Schultz	D,S	1,640	Fall River	Drilled 1962, Submersible Pump @ 440
200	George Hey	D,S	108	Sundance	Water Level 52.7', Submersible Pump
201	George Hey	S	110	Sundance	Pump Jack
202	George Hey	S	200	Sundance	Water Level 16.7'
203	Donald Spencer	D,S	200	Sundance	Submersible Pump at 160
204	Donald Spencer	U	170	Sundance	
205	Mason Miller	U	108	Sundance	Water Level 24.5
206	Mason Miller	D,S	200	Sundance	Water Level 18.4, Jet Pump
207	Mason Miller	D,S			Submersible Pump, Pipeline
208	Mason Miller	S	179	Sundance	Pump Jack
209	Donald Spencer	U	247	Sundance	Water Level 145.2
210	George Hey	S	125	Sundance	Pump Jack
211	Donald Spencer	S	161	Sundance	Pump Jack - Water Level 8.14
212	Carl Reutter	S	2,204		Flows 1.5 gpm, old oil test
213	George Hey	S	100	Sundance	Submersible Pump, Water Level 34.1
214	George Hey	S	270	Sundance	Water Level 39.1
215	Claude Smith	S	900		Water Level 60.7, Submersible Pump, Pipeline
216	Claude Smith	U			Water Level 217.9
144		S.O			Water Level 368.4'



# Additional Water Wells In Edgemont Project Area

<u>Well No.</u>	<u>Location</u>
135	T 8 S, R 2 E, Sec. 1 bd
136	T 8 S, R 2 E, Sec. 5 bb
137	T 7 S, R 2 E, Sec. 17 bd
138	T 6 S, R 1 E, Sec. 18 a
139	T 41 N, R 60 W, Sec. 18 dd
140	T 9 S, R 3 E, Sec. 19 bc
141	T 10 S, R 3 E, Sec. 20 aa
142	T 7 S, R 2 E, Sec. 35 bd
143	T 8 S, R 1 E, Sec. 30 dc
200	T 7 S, R 2 E, Sec. 13 ca
201	T 7 S, R 2 E, Sec. 13 ca
202	T 7 S, R 2 E, Sec. 13 ca
203	T 7 S, R 2 E, Sec. 12 cd
204	T 7 S, R 2 E, Sec. 12 cb
205	T 7 S, R 2 E, Sec. 12 ac
206	T 7 S, R 2 E, Sec. 12 ac
207	T 7 S, R 2 E, Sec. 12 aa
208	T 7 S, R 2 E, Sec. 2 bc
209	T 7 S, R 2 E, Sec. 3 da
210	T 7 S, R 2 E, Sec. 2 bd
211	T 7 S, R 2 E, Sec. 12 ba
212	T 8 S, R 3 E, Sec. 8 db
213	T 7 S, R 3 E, Sec. 20 dc
214	T 7 S, R 3 E, Sec. 18 cd
215	T 6 S, R 2 E, Sec. 27 dd
216	T 6 S, R 2 E, Sec. 22 aa
144	T 9 S, R 3 E, Sec. 21
145	T 8 S, R 2 E, Sec. 3 dc
146	T 9 S, R 2 E, Sec. 21 bc

#	S.	to Electricity	Dia.	Condition	Setting, Capacity, Age, etc.	Use	Requirement
1	S	300 ft.	4"	25 yrs. - fair	none		
2	D.S.I.	300 ft.	5"	45 yrs. - poor	none		casing rusted out - flowing around casing
3	S	1/2 mile	4"	10 yrs.	none		oil test open hole from top of F. R.
4	S.I.	700 ft.	3"	10 yrs. - poor	none		oil test flowing around casing
5	S	2 miles	5"	10 yrs. - fair	none		oil test - open hole from top of FR
6	S	1 mile	12"	20 yrs.	none		
7 FR	D	on site	6"	20 yrs.	jet pump at 25 ft.		
7 LAK	S.I.	" "	5 1/2"	40 yrs. - poor	none		
8 FR	D.I.	on site		45 yrs. - poor	jet pump in basement		
8 LAK	S.I.	on site	6"	45 poor	none		
9	S	1 mile	6"	10 yrs.	none		
10	S	2 miles		2 yrs. - good	pump jack		
11	S	1/2 mile	8"	10 yrs.	none		oil test
12	S	2000 ft.	4 1/2"	10 yrs. - poor	none		open hole from top FR
13	D.S.I.	on site	5"	20 yrs. - fair	none		
14	S	1/2 mile	4"	poor	none		first pump test stopped flow - well not used since flow stopped
15	S	on site	4"	fair	cylinder type		

Well #	D. S.	Distance to Electricity	Well Dia.	Age and Condition	Pump Information-Type Setting, Capacity, Age, etc.	Season of Use	Water Requirement	Remarks
16	S	on site	4½	1 yr. - good	no pump installed yet			
17	S	2 miles	UNK.		windmill			
18	D.S.I.	on site	4"	48 yrs.	pressure pump			
19	S	1 mile	6"	16 yrs. - fair	pump jack			
20	D.S.I.	on site	6"	51 yrs. - poor	shallow well jet pump			casing rusted out - was repaired
21	S	1½ mile	7"	65 yrs.	none			oil test
22	S	on site	3"	10 yrs. - good	cylinder type			
23	S	1 mile	6"		none			
24	D.S.	on site	3"		none			
25	S	2 miles	4½"		windmill			
26	S	1 mile	5"		windmill			
27	S	on site	12"		submersible pump			serves pipeline
28	S	1/2 mile	6"	poor	none			
29	S	1/2 mile	5"	poor	none			casing rusted out
30	D.I.	on site	6"	24 yrs.	deep well jet pump set @ 80 ft			

Well #	D. S.	Distance to Electricity	Well Dia.	Age and Condition	Pump Information-Type Setting, Capacity, Age, etc.	Season of Use	Water Requirement	REMARKS
30	S	on site	6"	cleaned 1977 22 years	none			
31	D.S.I.	on site	5½"	28 yrs.	none			
32	D.S.I.	on site	6"		pump type unknown			
33	D.S.	on site	5"	32 yrs.	none			
34	S	1 mile	2½"		none			2 wells - one does not flow and is not used
35		2 miles	8	poor	windmill			
36	S	1½ mile	4"	poor	none			
37		2½ miles	5½	poor	cylinder type			
38	S	½ mile	4'	26 yrs.	none			
39	S	½ mile	5"	poor	windmill			
40	D.S.I.	on site	6"	8 yrs.	none			) piped together
40	D.S.I.	on site	6"	31 yrs. poor	none			
41	D.S.I.	on site	6"		submersible			serves pipeline
42	D.S.I.	on site	5"	33 yrs. poor	none			casing rusted out and repaired
43	D	on site	4"	poor	submersible			

Well #	D. S.	Distance to Electricity	Well Dia.	Age and Condition	Pump Information-Type Setting, Capacity, Age, etc.	Season of Use	Water Requirement	REMARKS
44	S	1/2 mile	6"	20 yrs.	none			
45	S	on site	4"	8 yrs. poor	none			
46	D.S.I.	1/2 mile	6"	18 yrs. poor	none			oil test - leaking around casing
47	D.S.I.	on site	6"	18 yrs. fair	none			
48	S	on site	2½"	10 yr.	none			
49	S	1 mile	4"	3 yrs.	none			
50 N	S	2 miles	4"	40 yrs. poor	none			
50 S	S	2 miles	6"	5 yrs. poor	none			surface casing only ?
51	S	1 mile	10"	80 yrs. poor	none			repaired 1930's ?
52	S	1/2 mile	2½"		none			
53	S	1 mile	6"		windmill			
54	S	1500 ft.	6"		none			
55	S	2000 ft.	6"		none			
56	D.S.I.	on site	3"	10 yrs. poor	submersible			leaking around casing
57	S.I.	1/2 mile	4"		none			

Well #	D. S.	Distance to Electricity	Well Dia.	Age and Condition	Pump Information-Type Setting, Capacity, Age, etc.	Season of Use	Water Requirement	Remarks
58	S	100 ft.	6"		none			
59	S	1500 ft.	4"	poor	none			
60	S	1 mile	UNK.		windmill			
61	U	3 miles	5"		pump jack			
62	S	1½ mile	6"	1 yr. good	none			well replaced 1977
63	S	2000 ft.	5"		none			
64	S	1/2 mile	2½"	poor	none			
65	U	1/2 mile	6"	poor	none			
66	S	Approx. ½ mile	5"		none			
67	S	Approx. ½ mile	5"	poor	none			
68	D	on site	4"		none.			
68	S.I.	on site	4"		none			
69	S	400 ft.	6"	18 yrs.	none			
70	S	2000 ft.	4"	7 yrs. poor	none			open hole from top Fall River
71	D	on site	5"		pump type unknown			

Well #	D. S.	Distance to Electricity	Well Dia.	Age and Condition	Pump Information-Type Setting, Capacity, Age, etc.	Season of Use	Water Requirement	Remarks
72	S.I.	on site	6"	32 yrs. poor	none			
73	D.S.I.	on site	5"	2 yrs. good	submersible			
74	S	1/2 mile	5"	30 yrs. poor	none			casing rusted out
75	S	Approx. 1 mile	5"		windmill			pumps dry
76	S	Approx. 1 1/2 mile	7"	18 yrs. poor	none			casing rusted out
77	S	Approx. 1 1/2 Mile	5"	poor	none			casing rusted out
78	D.S.	on site	5"		cylinder			
79	D.S.I.	on site	6"		submersible set at 250'			
80	S	Approx. 3000 ft.	6"		cylinder			
81	S	Approx. 1 1/2 mile	4"		none			
82	S	Approx. 1 1/2 mile	4 1/2"		none			
83	S	Approx. 1 mile	6"		cylinder			
84	S	Approx. 1 mile	2"		none			
85	D	on site						
86	S	1/2 mile	4"	poor	cylinder			stopped flowing when well #66 flowing uncontrolled about 1970

Well #	D. S.	Distance to Electricity	Well Dia.	Age and Condition	Pump Information-Type Setting, Capacity, Age, etc.	Season of Use	Water Requirement	Remarks
87	U	3/4 mile	4"	poor	none			same as 86
88	S.U.	1500 ft.	8"	poor	none			was used with pump jack in 1977 - not used in 1978
88	S	on site	6"		pump type unknown probably submersible			serues pipeline
89	D.S.	on site	6"	good	submersible			serues pipeline
90	S.U.	on site	6"		none			oil test
91	S	1 mile	5"		windmill			
92	D.S.I.	on site	4 <sup>1</sup> / <sub>2</sub> "		submersible			
93	D.S.I.	on site	2"		submersible			
93	S.U.	on site	6"		none			
94	S	on site	5"		none			
95	D.S.I.	on site	10"		submersible			serues pipeline
96	D.S.I.	on site	5"		none			
97	S	1 mile	4"	poor	none			cased to 200"
98	S	2 miles	10"	poor	none			oil test
99	D.S.I.	on site	4"		none			



Well #	D. S.	Distance to Electricity	Well Dia.	Age and Condition	Pump Information-Type Setting, Capacity, Age, etc.	Season of Use	Water Requirement	Remarks
100	S		8"		none			
101	D S	on site	7"		submersible			serves extensive pipeline
102	DSI	on site	5"	fair	none			
103	S	1 mile	4"		none			
104	S	1 mile	4½"		Jensen jack			
105	S	3 miles	4"		pump jack			
106	S	1/2 mile	4"		none			
107	DSI	on site	5"	poor	none			
108	DSI	on site	6"	poor	none			
109	DSI	on site	6"		submersible - set @ 90'			
110	SI	on site	6½"		submersible			
111	SU	200 ft.	4"		none			
112	S	1 mile	4½"		windmill			
113	S	2 miles	UNK		windmill			
114	S U	3 miles	UNK		windmill			

D. S.	Distance to Electricity	Well Dia.	Age and Condition	Pump Information-Type Setting, Capacity, Age, etc.	Season of Use	Water Requirement	Remarks
DSI	on site	3½"		jet pump			
U	on site	1"		none			
S.I.	on site	6"		submersible pump			
S	1500 ft.	9½"	poor	none			oil test
S	on site	5"		submersible pump			
S	on site	2"		pump jack			
S	1½ mile	5"		none			
S	5 miles	7"		windmill			
S	4½ mile	6"		cylinder			
S	5 miles	4"		windmill			
S	1½ miles	6"	poor	none			casing rusted off
DST	on site	6½"		none			
S	2 miles	6"	poor	none			oil test - casing rusted off
S	2½ miles	2"	poor	none			oil test

[illegible]

WELL #	DEWEY TEST WELL	D-1 FR	D-1 Fu	D-1 LK	D-2 LK	D-3 FR	D-3 LK	D-4 FR	D-4 LK	D-5 LK	D-6 LK	D-7 FR
Hole Number	DWT-99	DWM-51	54	46	47	49	48	52	50	55	56	DXM-1
Date Drilled	10-17-81	7-21-81	9-04-81	7-07-81	7-09-81	7-16-81	7-14-81	7-23-81	7-20-81	9-09-81	9-11-81	7-30-81
Date Completed	10-17-81	8-14-81	9-14-81	8-13-81	8-14-81	8-18-81	8-18-81	8-17-81	8-17-81	9-15-81	9-15-81	7-30-81
Depth Cased	694	504	609	712	692	505	715	503	714	735	715	120
Depth Completed	801	580	620	800	800	590	800	580	780	835	810	120
X-Coord.	80798	80923	80982	80972	80710	80385	80416	81564	81618	81126	80004	76979
Y-Coord.	214898	215036	215035	214972	215068	215595	215658	215330	215281	214090	214495	219008
Collar Elev.	3736.2	3737.3	3741.1	3741.4	3728.5	3738.0	3744.3	3753.5	3751.4	3747.7	3723.3	3723.9
"r"		176.7	227.7	128.1	191.1	171.1	250.4	279.7	200.0	177.5	222.1	211.1
SWL (12-3-81)	34.16	26.23	32.16	39.68	26.56	21.03	42.37	34.22	49.68	45.86	21.42	Surface

# Coordinates (SKM Grid) and Elevations for Burdock Area Observation Wells

<u>Well</u>	<u>Aquifer</u>	<u>Coordinates</u>		<u>Measuring Point Elevation</u>	<u>Height of Measuring Point Above Ground Level</u>
Original Nine Wells					
B-1 FR	K <sub>f</sub>	90,856 E	188,869 N	3622.07	- 1.0 ft.
B-2	K <sub>1</sub>	90,808 E	188,859 N	3621.08	0
B-3 FR	K <sub>f</sub>	93,532 E	190,992 N	3701.16	2.0 ft.
B-3	K <sub>1</sub>	93,583 E	191,005 N	3701.63	1.6 ft.
B-4	K <sub>1</sub>	95,531 E	190,551 N	3679.45	2.58 ft.
B-5	K <sub>1</sub>	97,944 E	191,909 N	3731.04	1.9 ft.
B-6 FR	K <sub>f</sub>	91,925 E	192,493 N	3642.64	0
B-6	K <sub>1</sub>	91,874 E	192,472 N	3644.12	0
B-8	K <sub>1</sub>	100,952 E	193,839 N	3788.58	2.0 ft.
Burdock Well	K <sub>f</sub> , K <sub>1</sub>	91,081 E	189,167 N	3624.16 = GL Elevation	
Four Additional Wells					
B-7 FR	K <sub>f</sub>	93,303 E	190,402 N	3671.24	1.75 ft.
B-7	K <sub>1</sub>	93,279 E	190,373 N	3671.1	2.08 ft.
B-9 FR	K <sub>f</sub>	91,389 E	187,658 N	3605.42	3.0 ft.
B-9	K <sub>1</sub>	91,389 E	187,658 N	3605.42	2.6 ft.
Seven Replacement Wells					
B-2 LAK	K <sub>f</sub>	90,776 E	188,900 N	3621.11	1.3 ft.
B-2 FU	K <sub>1f</sub>	90,767 E	188,841 N	3619.96	0
B-10 FR	K <sub>f</sub>	91,221 E	189,275 N	3631.19	1.4 ft.
B-10 FU	K <sub>1f</sub>	91,265 E	189,344 N	3630.31	1.6 ft.
B-10 LAK	K <sub>1</sub>	91,206 E	189,317 N	3631.24	1.6 ft.
B-11 FR	K <sub>f</sub>	90,805 E	189,721 N	3623.94	0
B-11 LAK	K <sub>1</sub>	90,843 E	189,739 N	3624.82	1.0 ft.

# Water Wells in Edgemont Project Area

Map #	Owner	Use	Depth	Probable Aquifer	Remarks
1	Peterson & Son Inc.	Stock	600	K 1	Flowing 1.1 gpm, stopped during test. Casing was cut off closer to ground & flow recovered to 1.3 gpm, 6 wks after test.
2	Peterson & Son Inc.	Domestic	640	K 1	Flowing est. 15 gpm.
3	Peterson & Son Inc.	Stock	Oil test		Flowing 3 gpm.
4	Peterson & Son Inc.	Stock	Oil Test		Couldn't measure- broken out around casing. Also used by Glen Peterson for garden.
5	Peterson & Son Inc.	Stock	Oil Test		Plugged at 850", possible Sundance flow. Flowing 6.6 gpm, slowed to 5 gpm during test
6	Glen Peterson	Stock	280'	K f	SWL 11'2", Siphon Arrangement into tank.
7	Glen Peterson " "	Domestic	500' 200"	K 1 K f	Flowing 4.25 gpm. Slowed to 3.6 during test SWL 12' 8"
8	Leslie Coates " "	Domestic	500 240	K 1 K f	Flowing 4.2 gpm. Flow est. 1 gpm. Pumped to house.
9	Leslie Coates	Stock	90 ?	K f	Flowing 2.5 gpm.
10	Leslie Coates	Stock	200	K 1	SWL 78' New well.
11	Leslie Coates	Stock	Oil test		Flowing 5 gpm.
12	Leslie Coates	Stock	730'	K 1	Flowing 0.6 gpm, slowed to < 0.1 gpm during test. Recovered to 0.3 gpm after 6 weeks.
13	Miles Spencer	Domestic	500	K 1	Flowing 2.5 gpm., slowed to 1.2 gpm during test, Recovered to 2.0 gpm after 6 weeks.
14	Earl Darrow	Stock	470	K 1	Barely flowing. Stopped during test. SWL recovered to 1.0 ft.
15	Earl Darrow	Stock	280	K 1	Pump jack, couldn't measure accurately SWL approximately 24'
16	Earl Darrow	Stock	330	K 1	New well, SWL 157' 7"
17	H. P. Heck	Stock	156	K f	Windmill, couldn't measure
18	Dick Andersen	Domestic	527	K f	Flowing 7.5 gpm.

# Water Wells in Edgemont Project Area

Map #	Owner	Use	Depth	Probable Aquifer	Remarks
19	Dick Andersen	Stock	740	K f	Pump jack, couldn't measure.
20	Edwin Andersen	Domestic	530	K f	Flowing 4.5 gpm.
21.	Tubbs Ranch	Stock	910	K f	Flowing 14 gpm.
22.	Coates, Andersen	Stock	800	K f	Pump jack, reported SWL 30'
23	Tubbs Ranch	Stock	600	K f	Flowing 0.8 gpm.
24	Tubbs Ranch	Domestic			Siphon arrangement, water level 23'
25	Tubbs Ranch	Stock			Windmill, couldn't measure, reported to barely flow.
26	Tubbs Ranch	Stock	350	K f	Windmill, couldn't measure, reported to barely flow.
27	Tubbs & Schultz	Stock	900	K l	Submersible pump to pipeline. SWL 15'
28	Tubbs Ranch	Stock	300	K f	Will flow 20 gpm. H2S
29	B. Childers	Stock			Wild well, flowing est. 35 gpm. H2S around casing.
30	Harold Dodson	Domestic	120	K f	Barely flows, pumped to house.
	" "	Stock	120	K f	Flows 0.75 gpm
31	F. A. Heck	Domestic	104	K f	Flows 1.3 gpm.
32	Tony Bryan	Domestic	90	K f	Pumped to house, couldn't measure, flow est. $\frac{1}{2}$ gpm.
33	H. P. Heck	Domestic	96	K f	Piped into house, flowing reported 1.25 gpm
34	Tony Bryan	Stock	330	K l	2 wells, one no flow & not used, one flows 1.5 gpm.
35	Tony Bryan	Stock	148	K l	Pumped well, not visited.
36	Tony Bryan	Stock	255	K l	Flowing 10 gpm .
37	Tony Bryan	Stock	145	K l	Pumped well, not visited
38	Lloyd Putnam	Stock	550	K l	Flowing 1.5 gpm.
39	Norris Darrow	Stock	700	K l	Windmill, reported SWL 15'
40	Norris Darrow	Domestic	660	K l	Two wells piped together, both flow, but couldn't measure
		Domestic	700	K l	

# Water Wells in Edgemont Project Area

#	Owner	Use	Depth	Probable Aquifer	Remarks
1	Robert Bakewell	Domestic			Flows 12 gpm.
2	Lloyd Putnam	Domestic	600	K 1	Flows est. 25 gpm.
3	Preston Richardson	Domestic	350	K 1	Submersible pump, couldn't measure, stopped flowing when old Triangle mine dewatered.
4	Harold Dodson	Stock	130	K f	Will flow est. 40 gpm.
5	Harold Dodson	Stock	190	K f	Flows 3.1 gpm. H2S
6	Harold Dodson	Stock	Oil test	K f	Plugged at 140', but couldn't measure. Flowing around casing.
7	Harold Dodson	Stock	90	K f	SWL 10'
8	Norris Darrow	Stock	725	K 1	Will flow est. 60 gpm.
9	Norris Darrow	Stock	600	K 1	Flows 5 gpm.
50	Lloyd Putnam	Stock	609	K 1	Flows 1.5 gpm., may be 2 wells piped together.
	Burlington R.R.	Stock	550	K 1	Flows 15.5 gpm., used by Leslie Coates.
52	Tony Bryan	Stock			Flows 2.8 gpm.
53	Tony Bryan	Stock			Windmill, couldn't measure.
54	Tony Bryan	Stock	90	K f	Flows 0.5 gpm.
55	Tony Bryan	Stock	92	K f	Flows 9 gpm.
56	Effie Gow	Domestic	300	K 1	Broken out around casing, flowing
57	Effie Gow	Garden	270	K 1	Couldn't measure, reported 100+ gpm. H2S Used by Rev. Brown to irrigate garden.
58	F. A. Heck	Stock	100+	K f	Flows 4 gpm.
59	F. A. Heck	Stock	118	K f	Flows 2.8 gpm H2S
60	F. A. Heck	Stock			Windmill, couldn't measure.
61	Earl Darrow	Stock	525	K 1	Pumpjack, couldn't measure.
62	F. A. Heck	Stock			Couldn't measure, flowing est. 2 gpm into covered tank.



# Water Wells in Edgemont Project Area

Map #	Owner	Use	Depth	Probable Aquifer	Remarks
63	Tony Bryan	Stock	100+	K f	Flows 1.5 gpm.
64	Leonard McElhane	Stock			Flows 5 gpm H2S, may flow more through big valve.
65	" "	?			2 wells, one windmill, SWL 15', neither apparently used.
66	" "	Stock			Valve at well head shut off except for small line to H. Dodson's stock tank. Reported by Keene as flowing 270 gpm. in 1970
67	Leonard McElhane	Stock			Flows 25 gpm. H2S.
68	" "	Domestic	230	K l	Piped to house, couldn't measure.
		Stock	230	K l	Flows 6 gpm.
69	H. P. Heck	Stock	130	K f	Flows 1.2 gpm.
70	H. P. Heck	Stock	375	K f, K l	Flows 1.0 gpm.
71	Ed Benton	Domestic		K f	Pumped to house, reported to barely flow
72	Ed Benton	Stock	212	K f	Yard water, Flows 13 gpm H2S
73	Ed Benton	Stock	560	K l	Flows 1.6 gpm.
74	Ed Benton	Stock	305	K f	Casing rusted out, flows, couldn't measure
75	Ed Benton	Stock	430	K f	Windmill, reported to pump dry
76	Ed Benton	Stock	420	K f	Broken out around casing, est. 7 or 8 gpm.
77	Darrell Heldman	Stock	400	K f	Broken out around casing, est. 5 gpm.
78	" "	"	410	K f	Pump jack, Keene reports SWL 30'
79	B. Childers	Domestic	337	K f	Couldn't measure, pump set at 250'
80	" "	Stock	650	K l	Pump jack, Keene reports SWL 100'
81	" "	"	440	K l	Flows 4 gpm, sl. H2S
82	" "	"	200	K f	Flows 9 gpm., H2S
83	" "	"	270	K f	Pump jack, couldn't measure.

# Water Wells in Edgemont Project Area

Wp #	Owner	Use	Depth	Probable Aquifer	Remarks
84	Dick Miller	Stock	155	K f	Flows 0.25 gpm.
85	Tubbs Ranch	Domestic	415	K f	Pumped to house, Reported SWL 30'
86	Tubbs Ranch	Stock	360	K f	Pump jack, SWL reported 20'
87	Tubbs Ranch	Appears abandoned	380	K f	Plugged with wooden plug. Reported SWL 20'
88	Tubbs Ranch	Appears abandoned	320	K f	Two wells, one may be caved in, one SWL 10'
89	Porter & Benton	Pipeline	860	K l	Submersible pump, runs extensive pipeline. SWL reported 5'
90	B. Childers	Stock	Oil test		SWL 1.0 '
91	Carl Reutter	Stock	150	K f	Windmill SWL 34'
92	Carl Reutter	Domestic	298	K f	Pumped to house, Keene reports SWL 132'
93	Bob Runge	Domestic	200	K l	Two wells, couldn't measure, Keene reports SWL 80'
94	Bob Runge	Stock	200+	K l	Flows 0.75 gpm.
95	Wayne Jackson	Pipeline	<del>800</del> 860	K f	Barely flows, submersible pump to pipeline.
96	Billy Stearns	Domestic	560	K l	Flows 4.8 gpm.
97	Billy Stearns	Stock		K l	Uranium test cased to 200', hole reported to be caving below that & sealing off flow. Flows.
98	Billy Stearns	Stock	Oil test		Leaking around top of casing, flows est 2 g
99	Gerald Darrow	Domestic	420	K l	Flows 2.2 gpm.
100	" "	Stock	530	K l	Flows 150 gpm (by Hodson) apparently used to fill water trucks.
101	" "	Morresy Pipeline	665	K l	Pipeline serves ranches west, submersible pump. Hodson reports flow 3 gpm.
102	Lloyd Darrow	Domestic	267	K l	Will flow est. 100 gpm. Sells water
103	Lloyd Darrow	Stock	350	K l	Flows 1.3 gpm.

# Water Wells in Edgemont Project Area

Well #	Owner	Use	Depth	Probable Aquifer	Remarks
104	Lloyd Darrow	Stock		K 1	Jensen jack, reported SWL 6'
105	Lloyd Darrow	Stock		K 1	Not visited, reported SWL 8 to 10'
106	Lloyd Darrow	Stock			Flows 3.5 gpm.
107	Earl Darrow	Domestic	90	K f	Pumped into house, flow est. 1 gpm.
108	Chet Taylor	Domestic	90	K f	Taylor lives here part of time. Info reported by Earl Darrow. Flow rep. 1 gpm
109	Vivian Cook	Domestic	220	K1	Reported SWL 22'
110	Vivian Cook	Stock	240	K 1	Reported SWL 30'
111	Vivian Cook	Not used	100	K f	Owner plans to develop, reported SWL 5'
112	Miles Spencer	Stock	120	K f	Windmill, couldn't measure.
113	Miles Spencer	Stock			Back up well for Spencer pipeline.
114	No info				Forest Service.
115	Bud Hollenbeck	Domestic		K f	Flows 3 gpm.
116	Bud Hollenbeck			K f	Flows 2.75 gpm. At Dewey Post Office.
117	Bud Hollenbeck	Stock Garden			Submersible Pump. SWL 27'
118	Bud Hollenbeck	Stock	Oil test		Flowing out of casing at ground level
119	Bud Hollenbeck	Stock			Submersible pump, reported SWL 6'
120	Forest Service	Stock			Pumpjack, couldn't measure.
121	Bud Hollenbeck	Stock	430	K 1	Will flow?? est. 100 gpm.
122	Bud Hollenbeck	Stock			Windmill, couldn't measure.
123	Bud Hollenbeck	Stock			Pump jack, couldn't measure.
124	Bud Hollenbeck	Stock			Not visited, reported windmill.
125	Bud Hollenbeck	Stock			Casing rusted off. Flows at ground level.
126	Francis Carr	Domestic		K 1	Flows, couldn't measure.
127	Francis Carr	Stock	Oil test	K 1	Casing rusted off, flows at ground level.

# Water Wells in Edgemont Project Area

#	Owner	Use	Depth	Probable Aquifer	Remarks
128	Francis Carr	Stock	Oil test	K 1	Couldn't measure, est. 5 gpm.
129	There are several old oil tests in this area reported above. There appears to be some flow from some of these but the casings seem to be bad and all there is now stock from these is possible.			The ones reported as being used are from some of these but the casings are some marshy areas. Some use of water for	
130	Dick Miller	Domestic	155	K f	?
131	Dick Miller	Stock	110	K f	Flows 0.8 gpm
132	Dick Miller	Stock	300	K 1	Flows est. 2 gpm
133	Dick Miller	Stock	300	K 1	Not contacted. Information from Keene
134	Roberts & Daniels	Stock	860		

# WATER WELLS IN EDMONT PROJECT AREA

<u>Well No.</u>	<u>Location</u>
1	SE/4 SE/4 Sec. 9 T7S,R1E
2	SE/4 SE/4 Sec. 16 T7S,R1E
3	SW/4 NW/4 Sec. 22 T7S,R1E
4	SE/4 SE/4 Sec. 15 T7S,R1E
5	NE/4 NW/4 Sec. 14 T7S,R1E
6	NE/4 SE/4 Sec. 14 T7S,R1E
7	NW/4 NW/4 Sec. 23 T7S,R1E
8	NW/4 SE/4 Sec. 23 T7S,R1E
9	NE/4 NE/4 Sec. 23 T7S,R1E
10	NE/4 NE/4 Sec. 13 T7S,R1E
11	NW/4 SW/4 Sec. 24 T7S,R1E
12	SE/4 SE/4 Sec. 4 T7S,R1E
13	NW/4 NW/4 Sec. 3 T7S,R1E
14	NW/4 SW/4 Sec. 2 T7S,R1E
15	NW/4 NW/4 Sec. 2 T7S,R1E
16	NW/4 SE/4 Sec. 1 T7S,R1E
17	SE/4 NW/4 Sec. 12 T7S,R1E
18	NW/4 SW/4 Sec. 9 T7S,R1E
19	NW/4 NW/4 Sec. 18 T7S,R1E
20	NW/4 SW/4 Sec. 17 T7S,R1E
21	SW/4 NW/4 Sec. 19 T7S,R1E
22	NE/4 SW/4 Sec. 27 T40N, R60W
23	NW/4 NW/4 Sec. 29 T7S, R1E
24	NE/4 NW/4 Sec. 28 T7S,R1E
25	SE/4 NW/4 Sec. 27 T7S,R1E
26	SW/4 NE/4 Sec. 35 T7S,R1E
27	SE/4 SE/4 Sec. 33 T7S,R1E
28	NE/4 SW/4 Sec. 22 T8S,R2E
29	NE/4 NW/4 Sec. 16 T8S,R2E
30	SE/4 SE/4 Sec. 31 T7S,R2E
31	SW/4 NW/4 Sec. 31 T7S,R2E

<u>Well No.</u>	<u>Location</u>
32	SW/4 SW/4 Sec. 30 T7S,R2E
33	NW/4 SE/4 Sec. 25 T7S,R1E
34	NW/4 NW/4 Sec. 30 T7S,R2E
35	SW/4 NE/4 Sec. 19 T7S,R2E
36	NW/4 NE/4 Sec. 30 T7S,R2E
37	NW/4 SW/4 Sec. 18 T7S,R2E
38	SW/4 NW/4 Sec. 33 T6S,R1E
39	NE/4 NE/4 Sec. 29 T6S,R1E
40	NW/4 SW/4 Sec. 30 T6S,R1E
41	SW/4 NW/4 Sec. 31 T6S,R1E
42	SW/4 NE/4 Sec. 5 T7S,R1E
43	SE/4 SW/4 Sec. 34 T6S,R1E
44	NW/4 SE/4 Sec. 31 T7S,R2E
45	NW/4 NW/4 Sec. 5 T8S,R2E
46	SW/4 NE/4 Sec. 31 T7S,R2E
47	SW/4 SW/4 Sec. 32 T7S,R2E
48	SE/4 NW/4 Sec. 19 T6S,R1E
49	SW/4 SW/4 Sec. 29 T6S,R1E
50	SW/4 SW/4 Sec. 28 T41N,R60W
51	SW/4 NE/4 Sec. 9 T7S,R1E
52	NE/ SE/4 Sec. 30 T7S,R2E
53	SW/4 NE/4 Sec. 30 T7S,R2E
54	NE/4 SE/4 Sec. 25 T7S,R1E
55	NW/4 NE/4 Sec. 36 T7S,R1E
56	SE/4 SE/4 Sec. 32 T7S,R2E
57	NE/4 SE/4 Sec. 5 T8S,R2E
58	NW/4 NE/4 Sec. 31 T7S,R1E
59	NE/4 NW/4 Sec. 5 T8S,R2E
60	NE/4 SW/4 Sec. 33 T7S,R2E
61	NW/4 SE/4 Sec. 11 T7S,R1E
62	SW/4 SW/4 Sec. 25 T7S,R1E
63	SW/4 NW/4 Sec. 36 T7S,R1E

<u>Well No.</u>	<u>Location</u>
64	SW/4 NE/4 Sec. 9 T8S,R2E
65	NW/4 NE/4 Sec. 9 T8S,R2E
66	NE/4 NW/4 Sec. 8 T8S,R2E
67	SE/4 NW/4 Sec. 8 T8S,R2E
68	NE/4 NE/4 Sec. 8 T8S,R2E
69	SW/4 SE/4 Sec. 25 T7S,R1E
70	SE/4 SW/4 Sec. 25 T7S,R1E
71	NW/4 SE/4 Sec. 6 T8S,R2E
72	NW/4 SE/4 Sec. 6 T8S,R2E
73	NE/4 SW/4 Sec. 6 T8S,R2E
74	NE/4 SW/4 Sec. 6 T8S,R2E
75	SW/4 SW/4 Sec. 17 T8S,R2E
76	SE/4 NW/4 Sec. 17 T8S,R2E
77	NW/4 NE/4 Sec. 17 T8S,R2E
78	NE/4 SE/4 Sec. 20 T8S,R2E
79	NE/4 SE/4 Sec. 27 T8S,R2E
80	SW/4 NW/4 Sec. 35 T8S,R2E
81	SW/4 NW/4 Sec. 14 T8S,R2E
82	SW/4 SW/4 Sec. 10 T8S,R2E
83	NE/4 SW/4 Sec. 14 T8S,R2E
84	SW/4 NW/4 Sec. 10 T8S,R2E
85	NE/4 SE/4 Sec. 28 T8S,R2E
86	NW/4 SW/4 Sec. 6 T8S,R2E
87	NW/4 NE/4 Sec. 1 T8S,R1E
88	NE/4 SE/4 Sec. 35 T7S,R1E
88	SE/4 SE/4 Sec. 35 T7S,R1E
89	NW/4 NE/4 Sec. 11 T8S,R1E
90	SE/4 NW/4 Sec. 23 T8S,R2E
91	SE/4 NW/4 Sec. 12 T8S,R2E
92	SE/4 SW/4 Sec. 23 T8S,R2E
93	SE/4 NE/4 Sec. 2 T8S,R2E
94	SW/4 SW/4 Sec. 34 T7S,R2E

<u>Well No.</u>	<u>Location</u>
95	SE/4 Sec. 25 T40N,R61W
96	SW/4 SW/4 Sec. 22 T41N,R60W
97	Not Located
98	SW/4 NW/4 Sec. 17 T41N,R60W
99	NE/4 NE/4 Sec. 17 T41N,R60W
100	NW/4 SE/4 Sec. 7 T41N,R60W
101	SW/4 NE/4 Sec. 1 T41N,R61W
102	SW/4 NE/4 Sec. 18 T6S,R1E
103	NW/4 NW/4 Sec. 10 T41N,R60W
104	NW/4 SW/4 Sec. 10 T41N,R60W
105	SE/4 NW/4 Sec. 9 T41N,R60W
106	NE/4 NE/4 Sec. 18 T6S,R1E
107	SE/4 NE/4 Sec. 18 T6S,R1E
108	SE/4 NE/4 Sec. 18 T6S,R1E
109	NE/4 NW/4 Sec. 17 T6S,R1E
110	NE/4 NE/4 Sec. 17 T6S,R1E
111	NW/4 NE/4 Sec. 17 T6S,R1E
112	SE/4 Sec. 16 T6S,R1E
113	NE/4 SW/4 Sec. 6 T7S,R2E
114	NE/4 SW/4 Sec. 7 T7S,R2E
115	SE/4 NE/4 Sec. 18 T6S,R1E
116	SE/4 NE/4 Sec. 18 T6S,R1E
117	SW/4 SE/4 Sec. 8 T6S,R1E
118	NE/4 SE/4 Sec. 7 T6S,R1E
119	NW/4 NW/4 Sec. 8 T6S,R1E
120	NW/4 SW/4 Sec. 5 T6S,R1E
121	SW/4 SW/4 Sec. 31 T5S,R1E
122	NE/4 NW/4 Sec. 30 T5S,R1E
123	NE/4 NW/4 Sec. 21 T42N,R60W
124	NW/4 SW/4 Sec. 18 T5S,R1E
125	SW/4 SW/4 Sec. 6 T6S,R1E



Continued - Page 5

<u>Well No.</u>	<u>Location</u>
126	SE/4 SW/4 Sec. 16 T41N,R60W
127	SW/4 NE/4 Sec. 7 T41N,R60W
128	NW/4 SE/4 Sec. 1 T41N,R61W
129	Sec. 7 Sec. 5 T41N,R60W
130	
131	NW/4 SE/4 Sec. 4 T8S,R2E
132	NW/4 SE/4 Sec. 4 T8S,R2E
133	
134	SE/4 NW/4 Sec. 29 T40N,R60W

# GROUND WATER RESOURCES IN FALL RIVER COUNTY

These wells, located in Fall River County, S. D., were not visited. Information is from "Ground Water Resources of the Western half of Fall River County, S.D." by Keene, and from Silver King Mines, Inc. files.

LOCATION	OWNER	DEPTH	REMARKS
T7S, R2E, 35dd	Jack Standen	300 KL	SWL 200
T8S, R1E, 30dc	Schultz & Manke	1640 K L	SWL 240
T8S, R2E, 24ca	M. F. Childers	300 K f	
24cb	M. F. Childers		
36ad	V. Childers	320 K L	SWL 60
36ad	Brian Childers	172 K f	SWL 10
36cc	M. Fritz	138 K f	
36da	P. Koller	263 K f	SWL 15
36da	E. Chord	270 K f	
T8S, R3E, 4cb	Ed Stevens	175 K f	SWL 60
6db	Bob Runge	200 K f	
11bd	J. McKnight	150 K L	SWL 140
14ac	J. McKnight	140 K f	SWL 130
14bb	J. McKnight	K f Spring	
21dd	C. V. Gull	550 K L	
24ba	B. Miller	85 K L	SWL 30
25bd	C. V. Gull	50 K L	SWL 21
25cd	C. V. Gull	200 K L	SWL 50

GROUND WATER RESOURCES IN FALL RIVER COUNTY

Location	OWNER	DEPTH	REMARKS
T8S, R3E, sec29bb	John Curl	85 K f	SWL 30'
34cc	J. Koller	350 K L	SWL 45'
35bb	C. V. Gull	118 K f	SWL 91'
T8S, R4E, 6ac	J. Murdock	60 K f	Flows 1 gpm.
24ab	Ball Bros.	K f spring	
35ba	C. McClure	K f spring	
35bd	C. McClure	56 K L	SWL 54'
35bd	C. McClure	87 K L	SWL 80'
35cd	C. McClure	120 K L	SWL 115'
T9S, R1E, 20dd	Pfister & Danks	2010 Kf, K L	
T9S, R2E, 1bc	D. DuToit	550 K L	SWL 25'
4cd	O. Eberle	860 K f	SWL 360'
21bb	R. Porter	1228 K L	SWL 250'
T9S, R3E, 3bd	J. Koller	250 K L	SWL 40'
9ac	P. Erschen	400 K f	
15ac	M. Helsel	180 K f	SWL 130' ??
24bb	M. Helsel	130 K L	SWL 110'
25dc	M. Helsel	220 K f, K L	SWL 165' ?
26	M. Helsel	840 K f	
33dd	R. Heppner	1020 K f	

GROUND WATER RESOURCES IN FALL RIVER COUNTY


LOCATION	OWNER	DEPTH	REMARKS
T9S, R4E, 9cd	B. Cox	161 K L	SWL 20'
16cd	Gene Miller	150 K f	SWL 20'
13db	A. Landers	85 K f	SWL 40'
13db	A. Landers	400 K L	SWL 55'
13da	A. Landers	60 K f	
14bc	Ball Bros.	120 K f	SWL 35'
15ac	Ball Bros.	120 K f	SWL 40'
17da	Ball Bros.	160 K L	SWL 60'
19cc	A. Landers	255 K L	
19cd	J. Manke	320 K L	SWL 250'
20ca	J. Manke	216 K L	SWL 176'
21cd	J. Manke	90 K f	SWL 67'
28bc	J. Manke	105 K f	Flows
30db	J. Manke	233 K L	SWL 75'
T10S, R3E, 15ba	H. Henderson	1250 K f	SWL 300'

# Additional Water Wells In Edgemont Project Area

<u>No.</u>	<u>Owner</u>	<u>Use</u>	<u>Depth</u>	<u>Probable Aquifer</u>	<u>Remarks</u>
135	Mike Ringer	D,S	360	Lakota	Drilled 1977 - Submersible Pump
136	Ed Dodson	D,S		Spring	Source Uncertain
137	USFS	S			Windmill
138	John Carlson	D	100	Fall River	Drilled 1977, flows, Jet Pump
139	Gerald Darrow	S	620	Lakota	Drilled 1978, flows 20 gpm
140	Ken Barker	D,S			
141	Howard Henderson	S		Spring	Source Uncertain
142	Jack Standen	D,S	280	Fall River	Submersible Pump
143	Jeff Schultz	D,S	1,640	Fall River	Drilled 1962, Submersible Pump @ 440
200	George Hey	D,S	108	Sundance	Water Level 52.7', Submersible Pump
201	George Hey	S	110	Sundance	Pump Jack
202	George Hey	S	200	Sundance	Water Level 16.7'
203	Donald Spencer	D,S	200	Sundance	Submersible Pump at 160
204	Donald Spencer	U	170	Sundance	
205	Mason Miller	U	108	Sundance	Water Level 24.5
206	Mason Miller	D,S	200	Sundance	Water Level 18.4, Jet Pump
207	Mason Miller	D,S			Submersible Pump, Pipeline
208	Mason Miller	S	179	Sundance	Pump Jack
209	Donald Spencer	U	247	Sundance	Water Level 145.2
210	George Hey	S	125	Sundance	Pump Jack
211	Donald Spencer	S	161	Sundance	Pump Jack - Water Level 8.14
212	Carl Reutter	S	2,204		Flows 1.5 gpm, old oil test
213	George Hey	S	100	Sundance	Submersible Pump, Water Level 34.1
214	George Hey	S	270	Sundance	Water Level 39.1
215	Claude Smith	S	900		Water Level 60.7, Submersible Pump, Pipeline
216	Claude Smith	U			Water Level 217.9
144		S.O			Water Level 368.4'

# Additional Water Wells In Edgemont Project Area

<u>Well No.</u>	<u>Location</u>
135	T 8 S, R 2 E, Sec. 1 bd
136	T 8 S, R 2 E, Sec. 5 bb
137	T 7 S, R 2 E, Sec. 17 bd
138	T 6 S, R 1 E, Sec. 18 a
139	T 41 N, R 60 W, Sec. 18 dd
140	T 9 S, R 3 E, Sec. 19 bc
141	T 10 S, R 3 E, Sec. 20 aa
142	T 7 S, R 2 E, Sec. 35 bd
143	T 8 S, R 1 E, Sec. 30 dc
200	T 7 S, R 2 E, Sec. 13 ca
201	T 7 S, R 2 E, Sec. 13 ca
202	T 7 S, R 2 E, Sec. 13 ca
203	T 7 S, R 2 E, Sec. 12 cd
204	T 7 S, R 2 E, Sec. 12 cb
205	T 7 S, R 2 E, Sec. 12 ac
206	T 7 S, R 2 E, Sec. 12 ac
207	T 7 S, R 2 E, Sec. 12 aa
208	T 7 S, R 2 E, Sec. 2 bc
209	T 7 S, R 2 E, Sec. 3 da
210	T 7 S, R 2 E, Sec. 2 bd
211	T 7 S, R 2 E, Sec. 12 ba
212	T 8 S, R 3 E, Sec. 8 db
213	T 7 S, R 3 E, Sec. 20 dc
214	T 7 S, R 3 E, Sec. 18 cd
215	T 6 S, R 2 E, Sec. 27 dd
216	T 6 S, R 2 E, Sec. 22 aa
144	T 9 S, R 3 E, Sec. 21
145	T 8 S, R 2 E, Sec. 3 dc
146	T 9 S, R 2 E, Sec. 21 bc



**POWERTECH (USA) INC.**

**APPENDIX 3.4-C**  
**GROUNDWATER QUALITY DATA**



**POWERTECH (USA) INC.**

**Powertech (USA)  
Dewey-Burdock Project**

**Appendix 3.4-C - Groundwater Quality Data**

<b>Well #2</b>				
<b>Analyte</b>	<b>9/26/2007 12:46</b>	<b>11/12/2007 9:25</b>	<b>2/12/2008 10:21</b>	<b>5/30/2008 15:21</b>
A/C Balance (± 5) (%)	-2.46	0.663	-3.82	3.25
Alkalinity-Total as CaCO <sub>3</sub> (mg/L)	214	208	208	212
Aluminum-Dissolved (mg/L)	<0.1	<0.1	<0.1	<0.1
Ammonia (mg/L)	<0.1	0.4	0.4	0.3
Anions (meq/L)	16.7	16.5	17.8	16.6
Antimony-Total (mg/L)			<0.003	<0.003
Arsenic-Dissolved (mg/L)	<0.001	<0.001	<0.001	<0.001
Arsenic-Total (mg/L)			0.001	0.004
Barium-Dissolved (mg/L)	<0.1	<0.1	<0.1	<0.1
Barium-Total (mg/L)			<0.1	<0.1
Beryllium-Total (mg/L)			<0.001	<0.001
Bicarbonate as HCO <sub>3</sub> (mg/L)	261	254	254	258
Boron-Dissolved (mg/L)	<0.1	<0.1	<0.1	0.1
Boron-Total (mg/L)			<0.1	<0.1
Cadmium-Dissolved (mg/L)	<0.01	<0.005	<0.005	<0.005
Cadmium-Total (mg/L)			<0.005	<0.005
Calcium-Dissolved (mg/L)	48.5	51.7	54	57.8
Carbonate as CO <sub>3</sub> (mg/L)	<5	<5	<5	<5
Cations (meq/L)	15.9	16.7	16.5	17.7
Chloride (mg/L)	10	11	11	9
Chromium-Dissolved (mg/L)	<0.05	<0.05	<0.05	<0.05
Chromium-Total (mg/L)			<0.05	<0.05
Conductivity @ 25 C (umhos/cm)	1570	1500	1580	1670
Copper-Dissolved (mg/L)	<0.01	<0.01	<0.01	<0.01
Copper-Total (mg/L)			<0.01	<0.01
Fluoride (mg/L)	0.2	0.2	0.3	0.3
Gross Alpha-Dissolved (pCi/L)	1.4	8.7	6.7	8.2
Gross Beta-Dissolved (pCi/L)	9.3	12.4	22.1	10.3
Gross Gamma-Dissolved (pCi/L)	<20	260	<20	
Iron-Dissolved (mg/L)	<0.03	<0.03	<0.03	<0.03
Iron-Total (mg/L)			1.48	1.54
Lead 210-Dissolved (pCi/L)	<1	<1	<1	3.1
Lead 210-Suspended (pCi/L)	<1	<1	<1	1.4
Lead 210-Total (pCi/L)	<1			
Lead-Dissolved (mg/L)	<0.05	<0.001	<0.001	<0.001
Lead-Total (mg/L)			<0.001	<0.001
Magnesium-Dissolved (mg/L)	15.8	16.6	17.6	19
Manganese-Dissolved (mg/L)	0.08	0.08	0.09	0.08
Manganese-Total (mg/L)			0.09	0.09
Mercury-Dissolved (mg/L)	<0.0002	<0.001	<0.001	<0.001
Mercury-Total (mg/L)	<0.001	<0.001	<0.001	<0.0001
Molybdenum-Dissolved (mg/L)	<0.1	<0.1	<0.1	<0.1
Molybdenum-Total (mg/L)			<0.1	<0.1
Nickel-Dissolved (mg/L)	<0.05	<0.05	<0.05	<0.05
Nickel-Total (mg/L)			<0.05	<0.05





**POWERTECH (USA) INC.**

**Powertech (USA)  
Dewey-Burdock Project**

**Appendix 3.4-C - Groundwater Quality Data**

<b>Well #2</b>				
<b>Analyte</b>	<b>9/26/2007 12:46</b>	<b>11/12/2007 9:25</b>	<b>2/12/2008 10:21</b>	<b>5/30/2008 15:21</b>
Nitrogen, Nitrate as N (mg/L)	<0.1	<0.1	<0.1	<0.1
Nitrogen, Nitrite as N (mg/L)	<0.1	<0.1	<0.1	<0.1
Oxidation-Reduction Potential (mV)		140	190	190
pH	7.91	7.85	7.93	7.92
Polonium 210-Dissolved (pCi/L)	<1	2	2.1	0.1
Polonium 210-Suspended (pCi/L)	<1	<1	<1	
Polonium 210-Total (pCi/L)	<1			
Potassium-Dissolved (mg/L)	11.5	11.4	11.5	11
Radium 226-Dissolved (pCi/L)	<0.2	1.3	1.1	2.1
Radium 226-Suspended (pCi/L)	2.2	<0.2	<0.2	0.2
Radium 226-Total (pCi/L)	2.2			
Radon 222-Total (pCi/L)		674	792	727
Selenium-Dissolved (mg/L)	<0.001	<0.001	<0.001	<0.001
Selenium-IV-Dissolved (mg/L)		<0.001	<0.001	<0.001
Selenium-Total (mg/L)			<0.001	<0.001
Selenium-VI-Dissolved (mg/L)		<0.001	<0.001	<0.001
Silica-Dissolved (mg/L)	8	8.1	8.7	4.3
Silver-Dissolved (mg/L)	<0.01	<0.005	<0.005	<0.005
Silver-Total (mg/L)			<0.005	<0.005
Sodium Adsorption Ratio (SAR) (meq/L)		8.8	8.3	8.7
Sodium-Dissolved (mg/L)	273	286	276	297
Solids-Total Dissolved Calculated (mg/L)	1070	1090	1160	1110
Solids-Total Dissolved TDS @ 180 C (mg/L)	1100	1100	1100	1100
Strontium-Total (mg/L)			1.7	1.8
Sulfate (mg/L)	583	577	639	579
TDS Balance (0.80 - 1.20) (dec.%)	1	0.97	0.94	0.96
Thallium-Total (mg/L)			<0.001	<0.001
Thorium 230-Dissolved (pCi/L)	<0.2	<0.2	<0.2	
Thorium 230-Suspended (pCi/L)	<0.2	<0.2	<0.2	0.1
Thorium 230-Total (pCi/L)	<0.2			
Thorium 232-Dissolved (pCi/L)	<0.001	<0.005	<0.005	<0.005
Uranium-Dissolved (mg/L)	<0.0003	<0.0003	<0.0003	<0.0003
Uranium-Suspended (mg/L)	0.0003	<0.0003	<0.0003	<0.0003
Uranium-Total (mg/L)	0.0004		<0.0003	<0.0003
Vanadium-Dissolved (mg/L)	<0.1	<0.1	<0.1	<0.1
Zinc-Dissolved (mg/L)	<0.01	<0.01	<0.01	<0.01
Zinc-Total (mg/L)			<0.01	<0.01



Powertech (USA)  
Dewey-Burdock Project

Appendix 3.4-C - Groundwater Quality Data

Well #2								
Analyte	Mean	StDev	Q1	Median	Q3	Minimum	Maximum	n
A/C Balance (± 5) (%)	-0.59	3.18	-2.8	-0.90	1.31	-3.82	3.25	4
Alkalinity-Total as CaCO <sub>3</sub> (mg/L)	210.5	3	208	210	212.5	208	214	4
Aluminum-Dissolved (mg/L)	0.05		0.05	0.05	0.05	0.05	0.05	4
Ammonia (mg/L)	0.29	0.17	0.24	0.35	0.4	0.05	0.4	4
Anions (meq/L)	16.9	0.6	16.6	16.65	17.0	16.5	17.8	4
Antimony-Total (mg/L)	0.0015		0.0015	0.0015	0.0015	0.0015	0.0015	2
Arsenic-Dissolved (mg/L)	0.0005		0.0005	0.0005	0.0005	0.0005	0.0005	4
Arsenic-Total (mg/L)	0.0025	0.002	0.00175	0.0025	0.00325	0.001	0.004	2
Barium-Dissolved (mg/L)	0.05		0.05	0.05	0.05	0.05	0.05	4
Barium-Total (mg/L)	0.05		0.05	0.05	0.05	0.05	0.05	2
Beryllium-Total (mg/L)	0.0005		0.0005	0.0005	0.0005	0.0005	0.0005	2
Bicarbonate as HCO <sub>3</sub> (mg/L)	256.8	3.4	254	256	258.8	254	261	4
Boron-Dissolved (mg/L)	0.063	0.025	0.05	0.05	0.063	0.05	0.1	4
Boron-Total (mg/L)	0.05		0.05	0.05	0.05	0.05	0.05	2
Cadmium-Dissolved (mg/L)	0.003	0.00125	0.0025	0.0025	0.003	0.0025	0.005	4
Cadmium-Total (mg/L)	0.0025		0.0025	0.0025	0.0025	0.0025	0.0025	2
Calcium-Dissolved (mg/L)	53	3.9	50.9	52.9	55.0	48.5	57.8	4
Carbonate as CO <sub>3</sub> (mg/L)	2.5		2.5	2.5	2.5	2.5	2.5	4
Cations (meq/L)	16.7	0.75	16.35	16.6	16.95	15.9	17.7	4
Chloride (mg/L)	10.25	0.96	9.75	10.5	11	9	11	4
Chromium-Dissolved (mg/L)	0.025		0.025	0.025	0.025	0.025	0.025	4
Chromium-Total (mg/L)	0.025		0.025	0.025	0.025	0.025	0.025	2
Conductivity @ 25 C (umhos/cm)	1580	69.8	1552.5	1575	1602.5	1500	1670	4
Copper-Dissolved (mg/L)	0.005		0.005	0.005	0.005	0.005	0.005	4
Copper-Total (mg/L)	0.005		0.005	0.005	0.005	0.005	0.005	2
Fluoride (mg/L)	0.25	0.06	0.2	0.25	0.3	0.2	0.3	4
Gross Alpha-Dissolved (pCi/L)	6.3	3.3	5.4	7.5	8.3	1.4	8.7	4
Gross Beta-Dissolved (pCi/L)	13.5	5.9	10.1	11.4	14.8	9.3	22.1	4
Gross Gamma-Dissolved (pCi/L)	93	144	10	10	135	10	260	3
Iron-Dissolved (mg/L)	0.015		0.015	0.015	0.015	0.015	0.015	4
Iron-Total (mg/L)	1.51	0.04	1.50	1.51	1.53	1.48	1.54	2
Lead 210-Dissolved (pCi/L)	1.15	1.3	0.5	0.5	1.15	0.5	3.1	4
Lead 210-Suspended (pCi/L)	0.725	0.45	0.5	0.5	0.725	0.5	1.4	4
Lead 210-Total (pCi/L)	0.5			0.5		0.5	0.5	1
Lead-Dissolved (mg/L)	0.0066	0.0123	0.0005	0.0005	0.0066	0.0005	0.025	4
Lead-Total (mg/L)	0.0005		0.0005	0.0005	0.0005	0.0005	0.0005	2
Magnesium-Dissolved (mg/L)	17.25	1.4	16.4	17.1	18.0	15.8	19	4
Manganese-Dissolved (mg/L)	0.0825	0.005	0.08	0.08	0.0825	0.08	0.09	4
Manganese-Total (mg/L)	0.09		0.09	0.09	0.09	0.09	0.09	2
Mercury-Dissolved (mg/L)	0.0004	0.0002	0.0004	0.0005	0.0005	0.0001	0.0005	4
Mercury-Total (mg/L)	0.00039	0.00023	0.00039	0.0005	0.0005	0.00005	0.0005	4
Molybdenum-Dissolved (mg/L)	0.05		0.05	0.05	0.05	0.05	0.05	4
Molybdenum-Total (mg/L)	0.05		0.05	0.05	0.05	0.05	0.05	2
Nickel-Dissolved (mg/L)	0.025		0.025	0.025	0.025	0.025	0.025	4
Nickel-Total (mg/L)	0.025		0.025	0.025	0.025	0.025	0.025	2
Nitrogen, Nitrate as N (mg/L)	0.05		0.05	0.05	0.05	0.05	0.05	4
Nitrogen, Nitrite as N (mg/L)	0.05		0.05	0.05	0.05	0.05	0.05	4
Oxidation-Reduction Potential (mV)	173.3	28.9	165	190	190	140	190	3
pH	7.90	0.04	7.90	7.92	7.92	7.85	7.93	4
Polonium 210-Dissolved (pCi/L)	1.18	1.02	0.4	1.25	2.03	0.1	2.1	4
Polonium 210-Suspended (pCi/L)	0.5		0.5	0.5	0.5	0.5	0.5	3
Polonium 210-Total (pCi/L)	0.5			0.5		0.5	0.5	1
Potassium-Dissolved (mg/L)	11.35	0.24	11.3	11.45	11.5	11	11.5	4



POWERTECH (USA) INC.

Powertech (USA)  
Dewey-Burdock Project

Appendix 3.4-C - Groundwater Quality Data

Well #2								
Analyte	Mean	StDev	Q1	Median	Q3	Minimum	Maximum	n
Radium 226-Dissolved (pCi/L)	1.15	0.82	0.85	1.2	1.5	0.1	2.1	4
Radium 226-Suspended (pCi/L)	0.65	1.03	0.1	0.15	0.7	0.1	2.2	4
Radium 226-Total (pCi/L)	2.2			2.2		2.2	2.2	1
Radon 222-Total (pCi/L)	731	59.1	700.5	727	759.5	674	792	3
Selenium-Dissolved (mg/L)	0.0005		0.0005	0.0005	0.0005	0.0005	0.0005	4
Selenium-IV-Dissolved (mg/L)	0.0005		0.0005	0.0005	0.0005	0.0005	0.0005	3
Selenium-Total (mg/L)	0.0005		0.0005	0.0005	0.0005	0.0005	0.0005	2
Selenium-VI-Dissolved (mg/L)	0.0005		0.0005	0.0005	0.0005	0.0005	0.0005	3
Silica-Dissolved (mg/L)	7.28	2.01	7.08	8.05	8.25	4.30	8.70	4
Silver-Dissolved (mg/L)	0.0031	0.0013	0.0025	0.0025	0.003125	0.0025	0.005	4
Silver-Total (mg/L)	0.0025		0.0025	0.0025	0.0025	0.0025	0.0025	2
Sodium Adsorption Ratio (SAR) (meq/L)	8.6	0.26	8.5	8.7	8.75	8.3	8.8	3
Sodium-Dissolved (mg/L)	283	10.9	275.3	281	288.8	273	297	4
Solids-Total Dissolved Calculated (mg/L)	1107.5	38.6	1085	1100	1122.5	1070	1160	4
Solids-Total Dissolved TDS @ 180 C (mg/L)	1100		1100	1100	1100	1100	1100	4
Strontium-Total (mg/L)	1.75	0.07	1.73	1.75	1.78	1.7	1.8	2
Sulfate (mg/L)	594.5	29.8	578.5	581	597	577	639	4
TDS Balance (0.80 - 1.20) (dec.%)	0.97	0.025	0.96	0.97	0.98	0.94	1	4
Thallium-Total (mg/L)	0.0005		0.0005	0.0005	0.0005	0.0005	0.0005	2
Thorium 230-Dissolved (pCi/L)	0.1	1.7E-17	0.1	0.1	0.1	0.1	0.1	3
Thorium 230-Suspended (pCi/L)	0.1		0.1	0.1	0.1	0.1	0.1	4
Thorium 230-Total (pCi/L)	0.1			0.1		0.1	0.1	1
Thorium 232-Dissolved (pCi/L)	0.002	0.001	0.002	0.0025	0.0025	0.0005	0.0025	4
Uranium-Dissolved (mg/L)	0.00015		0.00015	0.00015	0.00015	0.00015	0.00015	4
Uranium-Suspended (mg/L)	0.00019	0.00008	0.00015	0.00015	0.0001875	0.00015	0.0003	4
Uranium-Total (mg/L)	0.0002	0.0001	0.00015	0.00015	0.000275	0.00015	0.0004	3
Vanadium-Dissolved (mg/L)	0.05		0.05	0.05	0.05	0.05	0.05	4
Zinc-Dissolved (mg/L)	0.005		0.005	0.005	0.005	0.005	0.005	4
Zinc-Total (mg/L)	0.005		0.005	0.005	0.005	0.005	0.005	2



POWERTECH (USA) INC.

Powertech (USA)  
Dewey-Burdock Project

Appendix 3.4-C - Groundwater Quality Data

Well #7				
Analyte	10/3/2006 11:12	9/28/2007 17:28	11/12/2007 8:20	2/20/2008 8:45
A/C Balance (± 5) (%)		-3.73	1.13	-2.5
Actinium 228-Dissolved (pCi/L)	<20			
Alkalinity-Total as CaCO <sub>3</sub> (mg/L)	170	176	170	170
Aluminum-Dissolved (mg/L)	<0.1	<0.1	<0.1	<0.1
Americium 241-Dissolved (pCi/L)	<20			
Ammonia (mg/L)	0.4	0.3	0.4	0.3
Anions (meq/L)		14.1	15.6	15.9
Antimony-Total (mg/L)				<0.003
Arsenic-Dissolved (mg/L)	<0.01	<0.001	<0.001	<0.001
Arsenic-Total (mg/L)				<0.001
Barium 133-Dissolved (pCi/L)	<20			
Barium-Dissolved (mg/L)	<0.1	<0.1	<0.1	<0.1
Barium-Total (mg/L)				<0.1
Beryllium-Total (mg/L)				<0.001
Bicarbonate as HCO <sub>3</sub> (mg/L)	210	215	207	207
Bismuth 212-Dissolved (pCi/L)	<20			
Bismuth 214-Dissolved (pCi/L)	300			
Bismuth precision (±) (pCi/L)	18			
Boron-Dissolved (mg/L)	<0.1	<0.1	<0.1	<0.1
Boron-Total (mg/L)				<0.1
Cadmium-Dissolved (mg/L)	<0.001	<0.005	<0.005	<0.005
Cadmium-Total (mg/L)				<0.005
Calcium-Dissolved (mg/L)	37	30	36	32.9
Carbonate as CO <sub>3</sub> (mg/L)	<5	<5	<5	<5
Cations (meq/L)		13	15.9	15.1
Cesium 134-Dissolved (pCi/L)	<20			
Cesium 137-Dissolved (pCi/L)	<20			
Chloride (mg/L)	13	12	12	11
Chromium-Dissolved (mg/L)	<0.01	<0.05	<0.05	<0.05
Chromium-Total (mg/L)				<0.05
Cobalt 60-Dissolved (pCi/L)	<20			
Conductivity @ 25 C (umhos/cm)	1530	1490	1440	1600
Copper-Dissolved (mg/L)	<0.01	<0.01	<0.01	<0.01
Copper-Total (mg/L)				<0.01
Fluoride (mg/L)	0.37	0.3	0.4	0.3
Gross Alpha precision (±) (pCi/L)	0.8			
Gross Alpha-Dissolved (pCi/L)	17	4.4	7.2	15.5
Gross Beta precision (±) (pCi/L)	1.6			
Gross Beta-Dissolved (pCi/L)	16	5	14.9	10.1
Gross Gamma-Dissolved (pCi/L)	<20	1200	130	77
Iodine 125-Dissolved (pCi/L)	<20			
Iron-Dissolved (mg/L)	<0.03	<0.03	<0.03	<0.03
Iron-Total (mg/L)				0.41
Lead 210-Dissolved (pCi/L)		<1	<1	24
Lead 210-Suspended (pCi/L)		<1	<1	<1



POWERTECH (USA) INC.

**Powertech (USA)  
Dewey-Burdock Project**

**Appendix 3.4-C - Groundwater Quality Data**

<b>Well #7</b>				
<b>Analyte</b>	<b>10/3/2006 11:12</b>	<b>9/28/2007 17:28</b>	<b>11/12/2007 8:20</b>	<b>2/20/2008 8:45</b>
Lead 210-Total (pCi/L)		<1		
Lead 212-Dissolved (pCi/L)	<20			
Lead 214 precision (±) (pCi/L)	30			
Lead 214-Dissolved (pCi/L)	350			
Lead-Dissolved (mg/L)	<0.01	<0.001	<0.001	<0.001
Lead-Total (mg/L)				<0.001
Magnesium-Dissolved (mg/L)	16	11.5	15.3	14
Manganese 54-Dissolved (pCi/L)	<20			
Manganese-Dissolved (mg/L)	0.03	0.03	0.03	0.03
Manganese-Total (mg/L)				0.03
Mercury-Dissolved (mg/L)		<0.001	<0.001	<0.001
Mercury-Total (mg/L)	<0.001	<0.0002	<0.001	<0.001
Molybdenum-Dissolved (mg/L)	<0.005	<0.1	<0.1	<0.1
Molybdenum-Total (mg/L)				<0.01
Nickel-Dissolved (mg/L)	<0.01	<0.05	<0.05	<0.05
Nickel-Total (mg/L)				<0.05
Nitrogen, Nitrate as N (mg/L)		<0.1	0.1	<0.1
Nitrogen, Nitrite as N (mg/L)	<0.1	<0.1	<0.1	<0.1
Non-polar organic materials (SGT-HEM) (mg/l)	<5			
Oxidation-Reduction Potential (mV)			210	180
pH	8.08	8.13	8.05	8.14
Polonium 210-Dissolved (pCi/L)		<1	2.1	<1
Polonium 210-Suspended (pCi/L)		<1	<1	<1
Polonium 210-Total (pCi/L)		<1		
Potassium 40-Dissolved (pCi/L)	<20			
Potassium-Dissolved (mg/L)	10	11	11.1	10.8
Radium 223-Dissolved (pCi/L)	<20			
Radium 224-Dissolved (pCi/L)	<20			
Radium 226 precision (±) (pCi/L)	0.6			
Radium 226-Dissolved (pCi/L)	2.6	0.6	1.1	0.7
Radium 226-Suspended (pCi/L)		<0.2	<0.2	<0.9
Radium 226-Total (pCi/L)		<0.2		
Radium 228-Dissolved (pCi/L)	<1			
Radon 222-Total (pCi/L)			206	242
Selenium-Dissolved (mg/L)	<0.005	<0.001	<0.001	<0.001
Selenium-IV-Dissolved (mg/L)			<0.001	<0.001
Selenium-Total (mg/L)				<0.001
Selenium-VI-Dissolved (mg/L)			<0.001	<0.001
Silica-Dissolved (mg/L)	7	7.5	7.8	7.5
Silver-Dissolved (mg/L)	<0.005	<0.005	<0.005	<0.005
Silver-Total (mg/L)				<0.005
Sodium Adsorption Ratio (SAR) (meq/L)			10	10
Sodium-Dissolved (mg/L)	270	237	289	276
Solids-Total Dissolved Calculated (mg/L)		896	1040	1050
Solids-Total Dissolved TDS @ 180 C (mg/L)	1000	1000	1000	990



POWERTECH (USA) INC.

Powertech (USA)  
Dewey-Burdock Project

Appendix 3.4-C - Groundwater Quality Data

Well #7				
Analyte	10/3/2006 11:12	9/28/2007 17:28	11/12/2007 8:20	2/20/2008 8:45
Strontium-Total (mg/L)				1
Sulfate (mg/L)	546	586	567	583
TDS Balance (0.80 - 1.20) (dec.%)		1.16	0.98	0.94
Thallium 208-Dissolved (pCi/L)	<20			
Thallium-Total (mg/L)				<0.001
Thorium 228-Dissolved (pCi/L)	<20			
Thorium 230-Dissolved (pCi/L)		<0.2	<0.2	<0.2
Thorium 230-Suspended (pCi/L)		<0.2	<0.2	0.2
Thorium 230-Total (pCi/L)		<0.2		
Thorium 232-Dissolved (pCi/L)		<0.005	<0.005	<0.005
Thorium 234-Dissolved (pCi/L)	<20			
Uranium 238-Dissolved (pCi/L)	<20			
Uranium-Dissolved (mg/L)	<0.001	<0.0003	<0.0003	<0.0003
Uranium-Suspended (mg/L)		<0.0003	<0.0003	<0.0003
Uranium-Total (mg/L)				<0.0003
Vanadium-Dissolved (mg/L)	<0.1	<0.1	<0.1	<0.1
Water Temperature (lab, deg F)	48			
Zinc 65-Dissolved (pCi/L)	<20			
Zinc-Dissolved (mg/L)	<0.01	<0.01	<0.01	<0.01
Zinc-Total (mg/L)				<0.01



**POWERTECH (USA) INC.**

**Powertech (USA)  
Dewey-Burdock Project**

**Appendix 3.4-C - Groundwater Quality Data**

<b>Well #7</b>								
<b>Analyte</b>	<b>Mean</b>	<b>StDev</b>	<b>Q1</b>	<b>Median</b>	<b>Q3</b>	<b>Minimum</b>	<b>Maximum</b>	<b>n</b>
A/C Balance (± 5) (%)	0.7525	5.321243	-3.4225	-0.685	6.365	-3.73	8.11	4
Alkalinity-Total as CaCO <sub>3</sub> (mg/L)	171.5	3	170	170	174.5	170	176	4
Aluminum-Dissolved (mg/L)	0.05		0.05	0.05	0.05	0.05	0.05	4
Ammonia (mg/L)	0.325	0.05	0.3	0.3	0.375	0.3	0.4	4
Anions (meq/L)	15	0.883176	14.175	15	15.825	14.1	15.9	4
Antimony-Total (mg/L)	0.0015			0.0015		0.0015	0.0015	2
Arsenic-Dissolved (mg/L)	0.0005		0.0005	0.0005	0.0005	0.0005	0.0005	4
Arsenic-Total (mg/L)	0.00175	0.001768		0.00175		0.0005	0.003	2
Barium-Dissolved (mg/L)	0.05		0.05	0.05	0.05	0.05	0.05	4
Barium-Total (mg/L)	0.05			0.05		0.05	0.05	2
Beryllium-Total (mg/L)	0.0005			0.0005		0.0005	0.0005	2
Bicarbonate as HCO <sub>3</sub> (mg/L)	209	4	207	207	213	207	215	4
Boron-Dissolved (mg/L)	0.05		0.05	0.05	0.05	0.05	0.05	4
Boron-Total (mg/L)	0.05			0.05		0.05	0.05	2
Cadmium-Dissolved (mg/L)	0.0025		0.0025	0.0025	0.0025	0.0025	0.0025	4
Cadmium-Total (mg/L)	0.0025			0.0025		0.0025	0.0025	2
Calcium-Dissolved (mg/L)	35.25	5.182342	30.725	34.45	40.575	30	42.1	4
Carbonate as CO <sub>3</sub> (mg/L)	2.5		2.5	2.5	2.5	2.5	2.5	4
Cation/Anion Balance (%)								
Cations (meq/L)	15.25	1.690168	13.525	15.5	16.725	13	17	4
Chloride (mg/L)	11.5	0.57735	11	11.5	12	11	12	4
Chromium-Dissolved (mg/L)	0.025		0.025	0.025	0.025	0.025	0.025	4
Chromium-Total (mg/L)	0.025			0.025		0.025	0.025	2
Conductivity @ 25 C (umhos/cm)	1545	96.78154	1452.5	1545	1637.5	1440	1650	4
Copper-Dissolved (mg/L)	0.005		0.005	0.005	0.005	0.005	0.005	4
Copper-Total (mg/L)	0.005			0.005		0.005	0.005	2
Fluoride (mg/L)	0.35	0.057735	0.3	0.35	0.4	0.3	0.4	4
Gross Alpha-Dissolved (pCi/L)	7.6	5.516641	3.575	5.8	13.425	3.3	15.5	4
Gross Beta-Dissolved (pCi/L)	9.9	4.047221	6.15	9.85	13.7	5	14.9	4
Gross Gamma-Dissolved (pCi/L)	351.75	568.0131	19.25	103.5	932.5		1200	4
Iron-Dissolved (mg/L)	0.015		0.015	0.015	0.015	0.015	0.015	4
Iron-Total (mg/L)	0.41			0.41		0.41	0.41	2
Lead-Dissolved (mg/L)	0.0005		0.0005	0.0005	0.0005	0.0005	0.0005	4
Lead-Total (mg/L)	0.0005			0.0005		0.0005	0.0005	2
Lead 210-Dissolved (pCi/L)	6.375	11.75	0.5	0.5	18.125	0.5	24	4
Lead 210-Suspended (pCi/L)	-1.475	3.95	-5.425	0.5	0.5	-7.4	0.5	4
Lead 210-Total (pCi/L)	0.5			0.5		0.5	0.5	1
Magnesium-Dissolved (mg/L)	14.75	2.788668	12.125	14.65	17.475	11.5	18.2	4
Manganese-Dissolved (mg/L)	0.03		0.03	0.03	0.03	0.03	0.03	4
Manganese-Total (mg/L)	0.03			0.03		0.03	0.03	2
Mercury-Dissolved (mg/L)	0.0005		0.0005	0.0005	0.0005	0.0005	0.0005	4
Mercury-Total (mg/L)	0.00024	0.000238	0.00005	0.0001	0.0005	0.00005	0.0005	5
Molybdenum-Dissolved (mg/L)	0.05		0.05	0.05	0.05	0.05	0.05	4
Molybdenum-Total (mg/L)	0.0275	0.03182		0.0275		0.005	0.05	2
Nickel-Dissolved (mg/L)	0.025		0.025	0.025	0.025	0.025	0.025	4
Nickel-Total (mg/L)	0.025			0.025		0.025	0.025	2
Nitrogen, Nitrate as N (mg/L)	0.0625	0.025	0.05	0.05	0.0875	0.05	0.1	4
Nitrogen, Nitrite as N (mg/L)	0.05		0.05	0.05	0.05	0.05	0.05	4
Oxidation-Reduction Potential (mV)	200	17.32051	180	210	210	180	210	3
pH	8.1225	0.051235	8.07	8.135	8.1625	8.05	8.17	4



POWERTECH (USA) INC.

**Powertech (USA)  
Dewey-Burdock Project**

**Appendix 3.4-C - Groundwater Quality Data**

<b>Well #7</b>								
<b>Analyte</b>	<b>Mean</b>	<b>StDev</b>	<b>Q1</b>	<b>Median</b>	<b>Q3</b>	<b>Minimum</b>	<b>Maximum</b>	<b>n</b>
Polonium 210-Dissolved (pCi/L)	0.775	0.914239	0.125	0.5	1.7		2.1	4
Polonium 210-Suspended (pCi/L)	0.35	0.3	0.05	0.5	0.5	-0.1	0.5	4
Polonium 210-Total (pCi/L)	0.5			0.5		0.5	0.5	1
Potassium-Dissolved (mg/L)	10.975	0.125831	10.85	11	11.075	10.8	11.1	4
Radium 226-Dissolved (pCi/L)	0.825	0.221736	0.625	0.8	1.05	0.6	1.1	4
Radium 226-Suspended (pCi/L)	0.0875	0.306526	-0.2	0.1	0.3625	-0.3	0.45	4
Radium 226-Total (pCi/L)	0.1			0.1		0.1	0.1	1
Radium 226 (pCi/L)								
Radon 222-Total (pCi/L)	299.6667	132.2888	206	242	451	206	451	3
Selenium-Dissolved (mg/L)	0.0005		0.0005	0.0005	0.0005	0.0005	0.0005	4
Selenium-IV-Dissolved (mg/L)	0.0005		0.0005	0.0005	0.0005	0.0005	0.0005	3
Selenium-Total (mg/L)	0.0005			0.0005		0.0005	0.0005	2
Selenium-VI-Dissolved (mg/L)	0.0005		0.0005	0.0005	0.0005	0.0005	0.0005	3
Silica-Dissolved (mg/L)	6.725	1.755705	4.95	7.5	7.725	4.1	7.8	4
Silver-Dissolved (mg/L)	0.0025		0.0025	0.0025	0.0025	0.0025	0.0025	4
Silver-Total (mg/L)	0.0025			0.0025		0.0025	0.0025	2
Sodium-Dissolved (mg/L)	275.5	27.47726	246.75	282.5	297.25	237	300	4
Sodium Adsorption Ratio (SAR) (meq/L)	9.9	0.173205	9.7	10	10	9.7	10	3
Solids-Total Dissolved Calculated (mg/L)	999	70.73896	924.5	1025	1047.5	896	1050	4
Solids-Total Dissolved TDS @ 180 C (mg/L)	987.5	18.92969	967.5	995	1000	960	1000	4
Strontium-Total (mg/L)	1.05	0.070711		1.05		1	1.1	2
Sulfate (mg/L)	562.5	33.39162	527.25	575	585.25	514	586	4
TDS Balance (0.80 - 1.20) (dec.%)	1.0075	0.103078	0.9425	0.965	1.115	0.94	1.16	4
Thallium-Total (mg/L)	0.0005			0.0005		0.0005	0.0005	2
Thorium 230-Dissolved (pCi/L)	0.075	0.05	0.025	0.1	0.1		0.1	4
Thorium 230-Suspended (pCi/L)	0.15	0.057735	0.1	0.15	0.2	0.1	0.2	4
Thorium 230-Total (pCi/L)	0.1			0.1		0.1	0.1	1
Thorium 232-Dissolved (pCi/L)	0.0025		0.0025	0.0025	0.0025	0.0025	0.0025	4
Uranium-Dissolved (mg/L)	0.00015		0.00015	0.00015	0.00015	0.00015	0.00015	4
Uranium-Suspended (mg/L)	0.00015		0.00015	0.00015	0.00015	0.00015	0.00015	4
Uranium-Total (mg/L)	0.00015			0.00015		0.00015	0.00015	2
Vanadium-Dissolved (mg/L)	0.05		0.05	0.05	0.05	0.05	0.05	4
Zinc-Dissolved (mg/L)	0.005		0.005	0.005	0.005	0.005	0.005	4
Zinc-Total (mg/L)	0.005			0.005		0.005	0.005	2





**POWERTECH (USA) INC.**

**Powertech (USA)  
Dewey-Burdock Project**

**Appendix 3.4-C - Groundwater Quality Data**

<b>Well #8</b>					
<b>Analyte</b>	<b>9/26/2007 14:33</b>	<b>11/27/2007 16:30</b>	<b>11/27/2007 16:40</b>	<b>2/5/2008 10:20</b>	<b>5/29/2008 11:41</b>
A/C Balance (± 5) (%)	-2.44	-3.23	-4.83	5.03	5.33
Alkalinity-Total as CaCO <sub>3</sub> (mg/L)	168	178	156	166	164
Aluminum-Dissolved (mg/L)	<0.1	<0.1	<0.1	<0.1	<0.1
Ammonia (mg/L)	<0.1	0.2	0.3	0.3	0.2
Anions (meq/L)	15	14.8	15.4	13.1	14.3
Antimony-Total (mg/L)				<0.003	<0.003
Arsenic-Dissolved (mg/L)	0.001	<0.001	<0.001	<0.001	0.001
Arsenic-Total (mg/L)				<0.001	0.003
Barium-Dissolved (mg/L)	<0.1	<0.1	<0.1	<0.1	<0.1
Barium-Total (mg/L)				<0.1	<0.1
Beryllium-Total (mg/L)				<0.001	<0.001
Bicarbonate as HCO <sub>3</sub> (mg/L)	205	217	190	202	200
Boron-Dissolved (mg/L)	<0.1	<0.1	<0.1	0.1	<0.1
Boron-Total (mg/L)				<0.1	<0.1
Cadmium-Dissolved (mg/L)	<0.01	<0.005	<0.005	<0.005	<0.005
Cadmium-Total (mg/L)				<0.005	<0.005
Calcium-Dissolved (mg/L)	48.5	56.4	55.1	52.6	58.9
Carbonate as CO <sub>3</sub> (mg/L)	<5	<5	<5	<5	<5
Cations (meq/L)	14.3	13.9	13.9	14.5	15.9
Chloride (mg/L)	13	12	12	12	11
Chromium-Dissolved (mg/L)	<0.05	<0.05	<0.05	<0.05	<0.05
Chromium-Total (mg/L)				<0.05	<0.05
Conductivity @ 25 C (umhos/cm)	1420	1420	1420	1430	1560
Copper-Dissolved (mg/L)	<0.01	<0.01	<0.01	<0.01	<0.01
Copper-Total (mg/L)				<0.01	<0.01
Fluoride (mg/L)	0.4	0.4	0.4	0.5	0.4
Gross Alpha-Dissolved (pCi/L)	5	8.7	9	5.4	3.2
Gross Beta-Dissolved (pCi/L)	15.9	25	29.1	21	16.2
Gross Gamma-Dissolved (pCi/L)	650	970	1200	<20	
Iron-Dissolved (mg/L)	<0.03	<0.03	<0.03	<0.03	<0.03
Iron-Total (mg/L)				0.21	0.23
Lead 210-Dissolved (pCi/L)	<1	4	<1	3	0.8
Lead 210-Suspended (pCi/L)	<1	<1	<1	1.9	4.9
Lead 210-Total (pCi/L)	<1				
Lead-Dissolved (mg/L)	<0.05	<0.001	<0.001	<0.001	<0.001
Lead-Total (mg/L)				<0.001	<0.001
Magnesium-Dissolved (mg/L)	21.2	24.6	24.5	22.6	26.3
Manganese-Dissolved (mg/L)	0.08	0.11	0.11	0.08	0.09
Manganese-Total (mg/L)				0.08	0.09
Mercury-Dissolved (mg/L)	<0.0002	<0.001	<0.001	<0.001	<0.001
Mercury-Total (mg/L)	<0.001	<0.001	<0.001	<0.001	<0.0001
Molybdenum-Dissolved (mg/L)	<0.1	<0.1	<0.1	<0.1	<0.1
Molybdenum-Total (mg/L)				<0.01	<0.1
Nickel-Dissolved (mg/L)	<0.05	<0.05	<0.05	<0.05	<0.05
Nickel-Total (mg/L)				<0.05	<0.05
Nitrogen, Nitrate as N (mg/L)	<0.1	<0.1	<0.1	<0.1	<0.1
Nitrogen, Nitrite as N (mg/L)	<0.1	<0.1	<0.1	<0.1	<0.1
Oxidation-Reduction Potential (mV)		150	150	220	210



**POWERTECH (USA) INC.**

**Powertech (USA)  
Dewey-Burdock Project**

**Appendix 3.4-C - Groundwater Quality Data**

<b>Well #8</b>					
<b>Analyte</b>	<b>9/26/2007 14:33</b>	<b>11/27/2007 16:30</b>	<b>11/27/2007 16:40</b>	<b>2/5/2008 10:20</b>	<b>5/29/2008 11:41</b>
pH	7.93	7.95	7.94	7.94	7.97
Polonium 210-Dissolved (pCi/L)	<1	<1	<1	1.6	-0.2
Polonium 210-Suspended (pCi/L)	<1	<1	<1	<1	-0.1
Polonium 210-Total (pCi/L)	<1				
Potassium-Dissolved (mg/L)	14.2	15.7	15.2	14.7	13.7
Radium 226-Dissolved (pCi/L)	<0.2	2.7	1.9	1.5	1.2
Radium 226-Suspended (pCi/L)	3.5	<0.2	<0.2	2.8	-0.4
Radium 226-Total (pCi/L)	3.5				
Radon 222-Total (pCi/L)		123	197	329	514
Selenium-Dissolved (mg/L)	<0.001	<0.001	<0.001	0.002	<0.001
Selenium-IV-Dissolved (mg/L)		<0.001	<0.001	<0.001	<0.001
Selenium-Total (mg/L)				<0.001	<0.001
Selenium-VI-Dissolved (mg/L)		<0.001	<0.001	0.001	<0.001
Silica-Dissolved (mg/L)	6.9	6.7	6.6	7.3	3.5
Silver-Dissolved (mg/L)	<0.01	<0.005	<0.005	<0.005	<0.005
Silver-Total (mg/L)				<0.005	<0.005
Sodium Adsorption Ratio (SAR) (meq/L)		5.6	5.7	6.4	6.5
Sodium-Dissolved (mg/L)	224	199	201	222	240
Solids-Total Dissolved Calculated (mg/L)	962	939	973	879	973
Solids-Total Dissolved TDS @ 180 C (mg/L)	960	1000	1100	1000	940
Strontium-Total (mg/L)				1.6	1.6
Sulfate (mg/L)	540	594	570	455	514
TDS Balance (0.80 - 1.20) (dec.%)	1	1.12	1.09	1.15	0.97
Thallium-Total (mg/L)				<0.001	<0.001
Thorium 230-Dissolved (pCi/L)	<0.2	<0.2	<0.2	<0.2	0.1
Thorium 230-Suspended (pCi/L)	<0.2	<0.2	<0.2	<0.2	
Thorium 230-Total (pCi/L)	<0.2				
Thorium 232-Dissolved (pCi/L)	<0.001	<0.005	<0.005	<0.005	<0.005
Uranium-Dissolved (mg/L)	<0.0003	0.0003	<0.0003	<0.0003	<0.0003
Uranium-Suspended (mg/L)	<0.0003	<0.0003	<0.0003	<0.0003	<0.0003
Uranium-Total (mg/L)	<0.0003			<0.0003	<0.0003
Vanadium-Dissolved (mg/L)	<0.1	<0.1	<0.1	<0.1	0.1
Zinc-Dissolved (mg/L)	<0.01	0.02	0.01	0.02	<0.01
Zinc-Total (mg/L)				<0.01	<0.01



**POWERTECH (USA) INC.**

**Powertech (USA)  
Dewey-Burdock Project**

**Appendix 3.4-C - Groundwater Quality Data**

<b>Well #8</b>								
<b>Analyte</b>	<b>Mean</b>	<b>StDev</b>	<b>Q1</b>	<b>Median</b>	<b>Q3</b>	<b>Minimum</b>	<b>Maximum</b>	<b>n</b>
A/C Balance (± 5) (%)	-0.028	4.832734	-4.03	-2.44	5.18	-4.83	5.33	5
Alkalinity-Total as CaCO <sub>3</sub> (mg/L)	166.4	7.924645	160	166	173	156	178	5
Aluminum-Dissolved (mg/L)	0.05		0.05	0.05	0.05	0.05	0.05	5
Ammonia (mg/L)	0.21	0.10247	0.125	0.2	0.3	0.05	0.3	5
Anions (meq/L)	14.52	0.88713	13.7	14.8	15.2	13.1	15.4	5
Antimony-Total (mg/L)	0.0015			0.0015		0.0015	0.0015	2
Arsenic-Dissolved (mg/L)	0.0007	0.000274	0.0005	0.0005	0.001	0.0005	0.001	5
Arsenic-Total (mg/L)	0.00175	0.001768		0.00175		0.0005	0.003	2
Barium-Dissolved (mg/L)	0.05		0.05	0.05	0.05	0.05	0.05	5
Barium-Total (mg/L)	0.05			0.05		0.05	0.05	2
Beryllium-Total (mg/L)	0.0005			0.0005		0.0005	0.0005	2
Bicarbonate as HCO <sub>3</sub> (mg/L)	202.8	9.731393	195	202	211	190	217	5
Boron-Dissolved (mg/L)	0.06	0.022361	0.05	0.05	0.075	0.05	0.1	5
Boron-Total (mg/L)	0.05			0.05		0.05	0.05	2
Cadmium-Dissolved (mg/L)	0.003	0.001118	0.0025	0.0025	0.00375	0.0025	0.005	5
Cadmium-Total (mg/L)	0.0025			0.0025		0.0025	0.0025	2
Calcium-Dissolved (mg/L)	54.3	3.960429	50.55	55.1	57.65	48.5	58.9	5
Carbonate as CO <sub>3</sub> (mg/L)	2.5		2.5	2.5	2.5	2.5	2.5	5
Cation/Anion Balance (%)								
Cations (meq/L)	14.5	0.824621	13.9	14.3	15.2	13.9	15.9	5
Chloride (mg/L)	12	0.707107	11.5	12	12.5	11	13	5
Chromium-Dissolved (mg/L)	0.025		0.025	0.025	0.025	0.025	0.025	5
Chromium-Total (mg/L)	0.025			0.025		0.025	0.025	2
Conductivity @ 25 C (umhos/cm)	1450	61.64414	1420	1420	1495	1420	1560	5
Copper-Dissolved (mg/L)	0.005		0.005	0.005	0.005	0.005	0.005	5
Copper-Total (mg/L)	0.005			0.005		0.005	0.005	2
Fluoride (mg/L)	0.42	0.044721	0.4	0.4	0.45	0.4	0.5	5
Gross Alpha-Dissolved (pCi/L)	6.26	2.507588	4.1	5.4	8.85	3.2	9	5
Gross Beta-Dissolved (pCi/L)	21.44	5.69412	16.05	21	27.05	15.9	29.1	5
Gross Gamma-Dissolved (pCi/L)	566	548.115	5	650	1085		1200	5
Iron-Dissolved (mg/L)	0.015		0.015	0.015	0.015	0.015	0.015	5
Iron-Total (mg/L)	0.22	0.014142		0.22		0.21	0.23	2
Lead-Dissolved (mg/L)	0.0054	0.010957	0.0005	0.0005	0.01275	0.0005	0.025	5
Lead-Total (mg/L)	0.0005			0.0005		0.0005	0.0005	2
Lead 210-Dissolved (pCi/L)	1.76	1.63187	0.5	0.8	3.5	0.5	4	5
Lead 210-Suspended (pCi/L)	1.66	1.909974	0.5	0.5	3.4	0.5	4.9	5
Lead 210-Total (pCi/L)	0.5			0.5		0.5	0.5	1
Magnesium-Dissolved (mg/L)	23.84	1.973069	21.9	24.5	25.45	21.2	26.3	5
Manganese-Dissolved (mg/L)	0.094	0.015166	0.08	0.09	0.11	0.08	0.11	5
Manganese-Total (mg/L)	0.085	0.007071		0.085		0.08	0.09	2
Mercury-Dissolved (mg/L)	0.00042	0.000179	0.0003	0.0005	0.0005	0.0001	0.0005	5
Mercury-Total (mg/L)	0.00035	0.000232	0.00005	0.0005	0.0005	0.00005	0.0005	6
Molybdenum-Dissolved (mg/L)	0.05		0.05	0.05	0.05	0.05	0.05	5
Molybdenum-Total (mg/L)	0.0275	0.03182		0.0275		0.005	0.05	2
Nickel-Dissolved (mg/L)	0.025		0.025	0.025	0.025	0.025	0.025	5
Nickel-Total (mg/L)	0.025			0.025		0.025	0.025	2
Nitrogen, Nitrate as N (mg/L)	0.05		0.05	0.05	0.05	0.05	0.05	5
Nitrogen, Nitrite as N (mg/L)	0.05		0.05	0.05	0.05	0.05	0.05	5
Oxidation-Reduction Potential (mV)	182.5	37.74917	150	180	217.5	150	220	4
pH	7.946	0.015166	7.935	7.94	7.96	7.93	7.97	5



**POWERTECH (USA) INC.**

**Powertech (USA)  
Dewey-Burdock Project**

**Appendix 3.4-C - Groundwater Quality Data**

<b>Well #8</b>								
<b>Analyte</b>	<b>Mean</b>	<b>StDev</b>	<b>Q1</b>	<b>Median</b>	<b>Q3</b>	<b>Minimum</b>	<b>Maximum</b>	<b>n</b>
Polonium 210-Dissolved (pCi/L)	0.58	0.645755	0.15	0.5	1.05	-0.2	1.6	5
Polonium 210-Suspended (pCi/L)	0.38	0.268328	0.2	0.5	0.5	-0.1	0.5	5
Polonium 210-Total (pCi/L)	0.5			0.5		0.5	0.5	1
Potassium-Dissolved (mg/L)	14.7	0.790569	13.95	14.7	15.45	13.7	15.7	5
Radium 226-Dissolved (pCi/L)	1.48	0.954987	0.65	1.5	2.3	0.1	2.7	5
Radium 226-Suspended (pCi/L)	1.22	1.79081	-0.15	0.1	3.15	-0.4	3.5	5
Radium 226-Total (pCi/L)	3.5			3.5		3.5	3.5	1
Radium 226 (pCi/L)								
Radon 222-Total (pCi/L)	290.75	171.4961	141.5	263	467.75	123	514	4
Selenium-Dissolved (mg/L)	0.0008	0.000671	0.0005	0.0005	0.00125	0.0005	0.002	5
Selenium-IV-Dissolved (mg/L)	0.0005		0.0005	0.0005	0.0005	0.0005	0.0005	4
Selenium-Total (mg/L)	0.0005			0.0005		0.0005	0.0005	2
Selenium-VI-Dissolved (mg/L)	0.000625	0.00025	0.0005	0.0005	0.000875	0.0005	0.001	4
Silica-Dissolved (mg/L)	6.2	1.532971	5.05	6.7	7.1	3.5	7.3	5
Silver-Dissolved (mg/L)	0.003	0.001118	0.0025	0.0025	0.00375	0.0025	0.005	5
Silver-Total (mg/L)	0.0025			0.0025		0.0025	0.0025	2
Sodium-Dissolved (mg/L)	217.2	17.19593	200	222	232	199	240	5
Sodium Adsorption Ratio (SAR) (meq/L)	6.05	0.465475	5.625	6.05	6.475	5.6	6.5	4
Solids-Total Dissolved Calculated (mg/L)	945.2	39.52468	909	962	973	879	973	5
Solids-Total Dissolved TDS @ 180 C (mg/L)	1000	61.64414	950	1000	1050	940	1100	5
Strontium-Total (mg/L)	1.6			1.6		1.6	1.6	2
Sulfate (mg/L)	534.6	53.78476	484.5	540	582	455	594	5
TDS Balance (0.80 - 1.20) (dec.%)	1.066	0.077653	0.985	1.09	1.135	0.97	1.15	5
Thallium-Total (mg/L)	0.0005			0.0005		0.0005	0.0005	2
Thorium 230-Dissolved (pCi/L)	0.1		0.1	0.1	0.1	0.1	0.1	5
Thorium 230-Suspended (pCi/L)	0.08	0.044721	0.05	0.1	0.1		0.1	5
Thorium 230-Total (pCi/L)	0.1			0.1		0.1	0.1	1
Thorium 232-Dissolved (pCi/L)	0.0021	0.000894	0.0015	0.0025	0.0025	0.0005	0.0025	5
Uranium-Dissolved (mg/L)	0.00018	0.0000671	0.00015	0.00015	0.000225	0.00015	0.0003	5
Uranium-Suspended (mg/L)	0.00015		0.00015	0.00015	0.00015	0.00015	0.00015	5
Uranium-Total (mg/L)	0.00015		0.00015	0.00015	0.00015	0.00015	0.00015	3
Vanadium-Dissolved (mg/L)	0.06	0.022361	0.05	0.05	0.075	0.05	0.1	5
Zinc-Dissolved (mg/L)	0.012	0.007583	0.005	0.01	0.02	0.005	0.02	5
Zinc-Total (mg/L)	0.005			0.005		0.005	0.005	2

**Powertech (USA)  
Dewey-Burdock Project**

**Appendix 3.4-C - Groundwater Quality Data**

<b>Well #13</b>					
<b>Analyte</b>	<b>10/3/2006 11:36</b>	<b>9/27/2007 15:45</b>	<b>11/12/2007 12:15</b>	<b>2/20/2008 14:41</b>	<b>5/19/2008 12:20</b>
A/C Balance (± 5) (%)		-1.26	-3.53	-4.96	6.97
Actinium 228-Dissolved (pCi/L)	<20				
Alkalinity-Total as CaCO <sub>3</sub> (mg/L)	170	168	142	160	156
Aluminum-Dissolved (mg/L)	<0.1	<0.1	<0.1	<0.1	<0.1
Americium 241-Dissolved (pCi/L)	<20				
Ammonia (mg/L)	0.2	0.6	0.1	<0.1	<0.1
Anions (meq/L)		12.3	14	13.9	12.6
Antimony-Total (mg/L)				<0.003	<0.003
Arsenic-Dissolved (mg/L)	<0.01	<0.001	<0.001	<0.001	<0.001
Arsenic-Total (mg/L)				<0.001	0.001
Barium 133-Dissolved (pCi/L)	<20				
Barium-Dissolved (mg/L)	<0.1	<0.1	<0.1	<0.1	<0.1
Barium-Total (mg/L)				<0.1	<0.1
Beryllium-Total (mg/L)				<0.001	<0.001
Bicarbonate as HCO <sub>3</sub> (mg/L)	200	205	173	195	190
Bismuth 212-Dissolved (pCi/L)	<20				
Bismuth 214-Dissolved (pCi/L)	<20				
Boron-Dissolved (mg/L)	<0.1	<0.1	<0.1	<0.1	<0.1
Boron-Total (mg/L)				<0.1	<0.1
Cadmium-Dissolved (mg/L)	<0.001	<0.005	<0.005	<0.005	<0.005
Cadmium-Total (mg/L)				<0.005	<0.001
Calcium-Dissolved (mg/L)	61	57.4	61.3	58	72.4
Carbonate as CO <sub>3</sub> (mg/L)	<5	<5	<5	<5	<5
Cations (meq/L)		12	13.1	12.6	14.5
Cesium 134-Dissolved (pCi/L)	<20				
Cesium 137-Dissolved (pCi/L)	<20				
Chloride (mg/L)	11	11	11	10	10
Chromium-Dissolved (mg/L)	<0.01	<0.05	<0.05	<0.05	<0.05
Chromium-Total (mg/L)				<0.05	<0.05
Cobalt 60-Dissolved (pCi/L)	<20				
Conductivity @ 25 C (umhos/cm)	1290	1280	1140	1330	1420
Copper-Dissolved (mg/L)	<0.01	<0.01	<0.01	<0.01	<0.01
Copper-Total (mg/L)				<0.01	<0.01
Fluoride (mg/L)	0.43	0.4	0.4	0.5	0.5
Gross Alpha precision (±) (pCi/L)	0.7				
Gross Alpha-Dissolved (pCi/L)	12	8.9	7.5	19.5	4.2
Gross Beta precision (±) (pCi/L)	1.7				
Gross Beta-Dissolved (pCi/L)	17	9.6	11.7	11.4	10.3
Gross Gamma-Dissolved (pCi/L)	<20	<20	4300	<20	
Iodine 125-Dissolved (pCi/L)	<20				
Iron-Dissolved (mg/L)	<0.03	<0.03	<0.03	<0.03	<0.03
Iron-Total (mg/L)				3.11	4.56
Lead 210-Dissolved (pCi/L)		<1	<1	4.7	4.1
Lead 210-Suspended (pCi/L)		<1	<1	<1	-0.2
Lead 210-Total (pCi/L)		<1			
Lead 212-Dissolved (pCi/L)	<20				
Lead 214-Dissolved (pCi/L)	<20				
Lead-Dissolved (mg/L)	<0.01	<0.001	<0.001	<0.001	<0.001
Lead-Total (mg/L)				<0.001	<0.001
Magnesium-Dissolved (mg/L)	22	21	25.1	22.4	29.5
Manganese 54-Dissolved (pCi/L)	<20				
Manganese-Dissolved (mg/L)	0.11	0.1	0.2	0.16	0.2
Manganese-Total (mg/L)				0.16	0.2
Mercury-Dissolved (mg/L)		<0.001	<0.001	<0.001	<0.001
Mercury-Total (mg/L)	<0.001	<0.0002	<0.001	<0.001	<0.0001
Molybdenum-Dissolved (mg/L)	<0.005	<0.1	<0.1	<0.1	<0.1
Molybdenum-Total (mg/L)				<0.01	<0.01
Nickel-Dissolved (mg/L)	<0.01	<0.05	<0.05	<0.05	<0.05

**Powertech (USA)  
Dewey-Burdock Project**

**Appendix 3.4-C - Groundwater Quality Data**

<b>Well #13</b>					
<b>Analyte</b>	<b>10/3/2006 11:36</b>	<b>9/27/2007 15:45</b>	<b>11/12/2007 12:15</b>	<b>2/20/2008 14:41</b>	<b>5/19/2008 12:20</b>
Nickel-Total (mg/L)				<0.05	<0.05
Nitrogen, Nitrate as N (mg/L)		<0.1	<0.1	<0.1	<0.1
Nitrogen, Nitrite as N (mg/L)	<0.1	<0.1	<0.1	<0.1	<0.1
Non-polar organic materials (SGT-HEM) (mg/l)	<5				
Oxidation-Reduction Potential (mV)			230	200	260
pH	7.93	7.83	7.75	8.05	7.96
Polonium 210-Dissolved (pCi/L)		<1	2.6	1.1	-0.6
Polonium 210-Suspended (pCi/L)		5.2	<1	<1	
Polonium 210-Total (pCi/L)		5.2			
Potassium 40-Dissolved (pCi/L)	<20				
Potassium-Dissolved (mg/L)	9	11.3	11.7	11.8	11.5
Radium 223-Dissolved (pCi/L)	<20				
Radium 224-Dissolved (pCi/L)	<20				
Radium 226 precision (±) (pCi/L)	0.5				
Radium 226-Dissolved (pCi/L)	2.1	1.8	1.6	1.1	1.6
Radium 226-Suspended (pCi/L)		<0.2	<0.2	1.6	0.01
Radium 226-Total (pCi/L)		1.1			
Radium 228-Dissolved (pCi/L)	<1				
Radon 222 precision (±) (pCi/L)	63.2				
Radon 222-Total (pCi/L)	335		305	258	412
Selenium-Dissolved (mg/L)	<0.005	<0.001	<0.001	<0.001	<0.005
Selenium-IV-Dissolved (mg/L)			<0.001	<0.001	<0.001
Selenium-Total (mg/L)				<0.001	<0.001
Selenium-VI-Dissolved (mg/L)			<0.001	<0.001	<0.001
Silica-Dissolved (mg/L)	7	7.7	6.2	6.5	3.6
Silver-Dissolved (mg/L)	<0.005	<0.005	<0.005	<0.005	<0.005
Silver-Total (mg/L)				<0.005	<0.005
Sodium Adsorption Ratio (SAR) (meq/L)			4.7	4.9	4.7
Sodium-Dissolved (mg/L)	180	163	175	173	188
Solids-Total Dissolved Calculated (mg/L)		781	898	888	857
Solids-Total Dissolved TDS @ 180 C (mg/L)	880	890	890	850	880
Strontium-Total (mg/L)				1.5	1.7
Sulfate (mg/L)	460	488	520	499	442
TDS Balance (0.80 - 1.20) (dec.%)		1.14	0.99	0.96	1.02
Thallium 208-Dissolved (pCi/L)	<20				
Thallium-Total (mg/L)				<0.001	<0.001
Thorium 228-Dissolved (pCi/L)	<20				
Thorium 230-Dissolved (pCi/L)		0.4	<0.2	<0.2	
Thorium 230-Suspended (pCi/L)		<0.2	<0.2	0.4	0.2
Thorium 230-Total (pCi/L)		<0.2			
Thorium 232-Dissolved (pCi/L)		<0.005	<0.005	<0.005	<0.005
Thorium 234-Dissolved (pCi/L)					
Uranium 238-Dissolved (pCi/L)	<20				
Uranium-Dissolved (mg/L)	<0.001	<0.0003	<0.0003	<0.0003	<0.0003
Uranium-Suspended (mg/L)		<0.0003	<0.0003	<0.0003	<0.0003
Uranium-Total (mg/L)				<0.0003	<0.0003
Vanadium-Dissolved (mg/L)	<0.1	<0.1	<0.1	<0.1	<0.1
Water Temperature (lab, deg F)	51				
Zinc 65-Dissolved (pCi/L)	<20				
Zinc-Dissolved (mg/L)	<0.01	<0.01	0.04	<0.01	0.01
Zinc-Total (mg/L)				0.07	0.04



**POWERTECH (USA) INC.**

**Powertech (USA)  
Dewey-Burdock Project**

**Appendix 3.4-C - Groundwater Quality Data**

<b>Well #13</b>								
<b>Analyte</b>	<b>Mean</b>	<b>StDev</b>	<b>Q1</b>	<b>Median</b>	<b>Q3</b>	<b>Minimum</b>	<b>Maximum</b>	<b>n</b>
A/C Balance (± 5) (%)	-0.695	5.332257	-4.6025	-2.395	4.9125	-4.96	6.97	4
Alkalinity-Total as CaCO <sub>3</sub> (mg/L)	156.5	10.87811	145.5	158	166	142	168	4
Aluminum-Dissolved (mg/L)	0.05		0.05	0.05	0.05	0.05	0.05	4
Ammonia (mg/L)	0.2	0.267706	0.05	0.075	0.475	0.05	0.6	4
Anions (meq/L)	13.2	0.875595	12.375	13.25	13.975	12.3	14	4
Antimony-Total (mg/L)	0.0015			0.0015		0.0015	0.0015	2
Arsenic-Dissolved (mg/L)	0.0005		0.0005	0.0005	0.0005	0.0005	0.0005	4
Arsenic-Total (mg/L)	0.00075	0.000354		0.00075		0.0005	0.001	2
Barium-Dissolved (mg/L)	0.05		0.05	0.05	0.05	0.05	0.05	4
Barium-Total (mg/L)	0.05			0.05		0.05	0.05	2
Beryllium-Total (mg/L)	0.0005			0.0005		0.0005	0.0005	2
Bicarbonate as HCO <sub>3</sub> (mg/L)	190.75	13.37597	177.25	192.5	202.5	173	205	4
Boron-Dissolved (mg/L)	0.05		0.05	0.05	0.05	0.05	0.05	4
Boron-Total (mg/L)	0.05			0.05		0.05	0.05	2
Cadmium-Dissolved (mg/L)	0.0025		0.0025	0.0025	0.0025	0.0025	0.0025	4
Cadmium-Total (mg/L)	0.0015	0.001414		0.0015		0.0005	0.0025	2
Calcium-Dissolved (mg/L)	62.275	6.964374	57.55	59.65	69.625	57.4	72.4	4
Carbonate as CO <sub>3</sub> (mg/L)	2.5		2.5	2.5	2.5	2.5	2.5	4
Cation/Anion Balance (%)								
Cations (meq/L)	13.05	1.066146	12.15	12.85	14.15	12	14.5	4
Chloride (mg/L)	10.5	0.57735	10	10.5	11	10	11	4
Chromium-Dissolved (mg/L)	0.025		0.025	0.025	0.025	0.025	0.025	4
Chromium-Total (mg/L)	0.025			0.025		0.025	0.025	2
Conductivity @ 25 C (umhos/cm)	1292.5	117.0114	1175	1305	1397.5	1140	1420	4
Copper-Dissolved (mg/L)	0.005		0.005	0.005	0.005	0.005	0.005	4
Copper-Total (mg/L)	0.005			0.005		0.005	0.005	2
Fluoride (mg/L)	0.45	0.057735	0.4	0.45	0.5	0.4	0.5	4
Gross Alpha-Dissolved (pCi/L)	10.025	6.616835	5.025	8.2	16.85	4.2	19.5	4
Gross Beta-Dissolved (pCi/L)	10.75	0.974679	9.775	10.85	11.625	9.6	11.7	4
Gross Gamma-Dissolved (pCi/L)	1080	2146.672	2.5	10	3227.5		4300	4
Iron-Dissolved (mg/L)	0.015		0.015	0.015	0.015	0.015	0.015	4
Iron-Total (mg/L)	3.835	1.025305		3.835		3.11	4.56	2
Lead-Dissolved (mg/L)	0.0005		0.0005	0.0005	0.0005	0.0005	0.0005	4
Lead-Total (mg/L)	0.0005			0.0005		0.0005	0.0005	2
Lead 210-Dissolved (pCi/L)	2.45	2.26495	0.5	2.3	4.55	0.5	4.7	4
Lead 210-Suspended (pCi/L)	0.325	0.35	-0.025	0.5	0.5	-0.2	0.5	4
Lead 210-Total (pCi/L)	0.5			0.5		0.5	0.5	1
Magnesium-Dissolved (mg/L)	24.5	3.742548	21.35	23.75	28.4	21	29.5	4
Manganese-Dissolved (mg/L)	0.165	0.047258	0.115	0.18	0.2	0.1	0.2	4
Manganese-Total (mg/L)	0.18	0.028284		0.18		0.16	0.2	2
Mercury-Dissolved (mg/L)	0.0005		0.0005	0.0005	0.0005	0.0005	0.0005	4
Mercury-Total (mg/L)	0.000288	0.000246	0.0000625	0.0003	0.0005	0.00005	0.0005	4
Molybdenum-Dissolved (mg/L)	0.05		0.05	0.05	0.05	0.05	0.05	4
Molybdenum-Total (mg/L)	0.005			0.005		0.005	0.005	2
Nickel-Dissolved (mg/L)	0.025		0.025	0.025	0.025	0.025	0.025	4
Nickel-Total (mg/L)	0.025			0.025		0.025	0.025	2
Nitrogen, Nitrate as N (mg/L)	0.05		0.05	0.05	0.05	0.05	0.05	4
Nitrogen, Nitrite as N (mg/L)	0.05		0.05	0.05	0.05	0.05	0.05	4
Oxidation-Reduction Potential (mV)	230	30	200	230	260	200	260	3
pH	7.8975	0.13351	7.77	7.895	8.0275	7.75	8.05	4



POWERTECH (USA) INC.

Powertech (USA)  
Dewey-Burdock Project

Appendix 3.4-C - Groundwater Quality Data

Well #13								
Analyte	Mean	StDev	Q1	Median	Q3	Minimum	Maximum	n
Polonium 210-Dissolved (pCi/L)	0.9	1.334166	-0.325	0.8	2.225	-0.6	2.6	4
Polonium 210-Suspended (pCi/L)	1.55	2.444722	0.125	0.5	4.025		5.2	4
Polonium 210-Total (pCi/L)	5.2			5.2		5.2	5.2	1
Potassium-Dissolved (mg/L)	11.575	0.221736	11.35	11.6	11.775	11.3	11.8	4
Radium 226-Dissolved (pCi/L)	1.525	0.298608	1.225	1.6	1.75	1.1	1.8	4
Radium 226-Suspended (pCi/L)	0.4525	0.766176	0.0325	0.1	1.225	0.01	1.6	4
Radium 226-Total (pCi/L)	1.1			1.1		1.1	1.1	1
Radium 226 (pCi/L)								
Radon 222-Total (pCi/L)	325	78.92401	258	305	412	258	412	3
Selenium-Dissolved (mg/L)	0.001	0.001	0.0005	0.0005	0.002	0.0005	0.0025	4
Selenium-IV-Dissolved (mg/L)	0.0005		0.0005	0.0005	0.0005	0.0005	0.0005	3
Selenium-Total (mg/L)	0.0005			0.0005		0.0005	0.0005	2
Selenium-VI-Dissolved (mg/L)	0.0005		0.0005	0.0005	0.0005	0.0005	0.0005	3
Silica-Dissolved (mg/L)	6	1.726268	4.25	6.35	7.4	3.6	7.7	4
Silver-Dissolved (mg/L)	0.0025		0.0025	0.0025	0.0025	0.0025	0.0025	4
Silver-Total (mg/L)	0.0025			0.0025		0.0025	0.0025	2
Sodium-Dissolved (mg/L)	174.75	10.27538	165.5	174	184.75	163	188	4
Sodium Adsorption Ratio (SAR) (meq/L)	4.766667	0.11547	4.7	4.7	4.9	4.7	4.9	3
Solids-Total Dissolved Calculated (mg/L)	856	52.9591	800	872.5	895.5	781	898	4
Solids-Total Dissolved TDS @ 180 C (mg/L)	877.5	18.92969	857.5	885	890	850	890	4
Strontium-Total (mg/L)	1.6	0.141421		1.6		1.5	1.7	2
Sulfate (mg/L)	487.25	32.95831	453.5	493.5	514.75	442	520	4
TDS Balance (0.80 - 1.20) (dec.%)	1.0275	0.078899	0.9675	1.005	1.11	0.96	1.14	4
Thallium-Total (mg/L)	0.0005			0.0005		0.0005	0.0005	2
Thorium 230-Dissolved (pCi/L)	0.15	0.173205	0.025	0.1	0.325		0.4	4
Thorium 230-Suspended (pCi/L)	0.2	0.141421	0.1	0.15	0.35	0.1	0.4	4
Thorium 230-Total (pCi/L)	0.1			0.1		0.1	0.1	1
Thorium 232-Dissolved (pCi/L)	0.0025		0.0025	0.0025	0.0025	0.0025	0.0025	4
Uranium-Dissolved (mg/L)	0.00015		0.00015	0.00015	0.00015	0.00015	0.00015	4
Uranium-Suspended (mg/L)	0.00015		0.00015	0.00015	0.00015	0.00015	0.00015	4
Uranium-Total (mg/L)	0.00015			0.00015		0.00015	0.00015	2
Vanadium-Dissolved (mg/L)	0.05		0.05	0.05	0.05	0.05	0.05	4
Zinc-Dissolved (mg/L)	0.015	0.016833	0.005	0.0075	0.0325	0.005	0.04	4
Zinc-Total (mg/L)	0.055	0.021213		0.055		0.04	0.07	2





POWERTECH (USA) INC.

Powertech (USA)  
Dewey-Burdock Project

Appendix 3.4-C - Groundwater Quality Data

Well #16					
Analyte	10/3/2006 12:00	9/27/2007 19:18	11/12/2007 16:05	3/30/2008 15:19	6/30/2008 13:45
A/C Balance (± 5) (%)		-2.85	-1.55	-2	4.63
Actinium 228-Dissolved (pCi/L)	<20				
Alkalinity-Total as CaCO <sub>3</sub> (mg/L)	160	158	148	148	150
Aluminum-Dissolved (mg/L)	<0.1	<0.1	<0.1	<0.1	<0.1
Americium 241-Dissolved (pCi/L)	<20				
Ammonia (mg/L)	<0.1	0.4	<0.1	<0.1	<0.1
Anions (meq/L)		11.8	11	12.5	11.5
Antimony-Total (mg/L)				<0.003	<0.003
Arsenic-Dissolved (mg/L)	<0.01	0.001	<0.001	<0.001	0.001
Arsenic-Total (mg/L)				0.004	<0.002
Barium 133-Dissolved (pCi/L)	<20				
Barium-Dissolved (mg/L)	<0.1	<0.1	<0.1	<0.1	<0.1
Barium-Total (mg/L)				<0.1	<0.1
Beryllium-Total (mg/L)				<0.001	<0.001
Bicarbonate as HCO <sub>3</sub> (mg/L)	200	193	180	180	183
Bismuth 212-Dissolved (pCi/L)	<20				
Bismuth 214-Dissolved (pCi/L)	770				
Bismuth precision (±) (pCi/L)	35				
Boron-Dissolved (mg/L)	0.12	<0.1	<0.1	<0.1	<0.1
Boron-Total (mg/L)				<0.1	<0.1
Cadmium-Dissolved (mg/L)	<0.001	<0.005	<0.005	<0.005	<0.005
Cadmium-Total (mg/L)				<0.005	<0.005
Calcium-Dissolved (mg/L)	140	108	103	113	125
Carbonate as CO <sub>3</sub> (mg/L)	<5	<5	<5	<5	<5
Cations (meq/L)		11.1	10.7	12	12.6
Cesium 134-Dissolved (pCi/L)	<20				
Cesium 137-Dissolved (pCi/L)	<20				
Chloride (mg/L)	6.2	5	5	5	4
Chromium-Dissolved (mg/L)	<0.01	<0.05	<0.05	<0.05	<0.05
Chromium-Total (mg/L)				<0.05	<0.05
Cobalt 60-Dissolved (pCi/L)	<20				
Conductivity @ 25 C (umhos/cm)	1260	1080	925	1050	1000
Copper-Dissolved (mg/L)	<0.01	<0.01	<0.01	<0.01	<0.01
Copper-Total (mg/L)				<0.01	<0.01
Fluoride (mg/L)	0.37	0.4	0.4	0.4	0.5
Gross Alpha precision (±) (pCi/L)	1.5				
Gross Alpha-Dissolved (pCi/L)	110	62.7	12.2	85.7	28.3
Gross Beta precision (±) (pCi/L)	2				
Gross Beta-Dissolved (pCi/L)	50	33.1	24	47.2	19.3
Gross Gamma precision (±) (pCi/L)	70				
Gross Gamma-Dissolved (pCi/L)	1600	<20	2300	600	760
Iodine 125-Dissolved (pCi/L)	<20				
Iron-Dissolved (mg/L)	<0.03	<0.03	<0.03	<0.03	<0.03
Iron-Total (mg/L)				0.25	0.26
Lead 210-Dissolved (pCi/L)		<1	2.2	-27	2
Lead 210-Suspended (pCi/L)		<1	1.2		-0.4
Lead 210-Total (pCi/L)		<1			
Lead 212-Dissolved (pCi/L)	<20				
Lead 214 precision (±) (pCi/L)	35				
Lead 214-Dissolved (pCi/L)	810				
Lead-Dissolved (mg/L)	<0.01	<0.001	<0.001	<0.001	<0.001
Lead-Total (mg/L)				<0.001	<0.003
Magnesium-Dissolved (mg/L)	55	40.7	39.4	46.8	47
Manganese 54-Dissolved (pCi/L)	<20				
Manganese-Dissolved (mg/L)	0.19	0.16	<0.01	0.13	0.14
Manganese-Total (mg/L)				0.14	0.13
Mercury-Dissolved (mg/L)		<0.001	<0.001	<0.001	<0.001



POWERTECH (USA) INC.

Powertech (USA)  
Dewey-Burdock Project

Appendix 3.4-C - Groundwater Quality Data

Well #16					
Analyte	10/3/2006 12:00	9/27/2007 19:18	11/12/2007 16:05	3/30/2008 15:19	6/30/2008 13:45
Mercury-Total (mg/L)	<0.001	<0.0002	<0.001	<0.001	<0.0002
Molybdenum-Dissolved (mg/L)	<0.005	<0.1	<0.1	<0.1	<0.1
Molybdenum-Total (mg/L)				<0.1	<0.1
Nickel-Dissolved (mg/L)	<0.01	<0.05	<0.05	<0.05	<0.05
Nickel-Total (mg/L)				<0.05	<0.05
Nitrogen, Nitrate as N (mg/L)		<0.1	0.2	<0.1	<0.1
Nitrogen, Nitrite as N (mg/L)	<0.1	<0.1	<0.1	<0.1	<0.1
Non-polar organic materials (SGT-HEM) (mg/l)	<5				
Oxidation-Reduction Potential (mV)			240	200	230
pH	7.44	7.43	7.48	7.57	7.38
Polonium 210-Dissolved (pCi/L)		<1	<1	0.2	
Polonium 210-Suspended (pCi/L)		<1	<1	0.8	
Polonium 210-Total (pCi/L)		<1			
Potassium 40-Dissolved (pCi/L)	<20				
Potassium-Dissolved (mg/L)	16	16.6	16	15.1	16.7
Radium 223-Dissolved (pCi/L)	<20				
Radium 224-Dissolved (pCi/L)	<20				
Radium 226 precision (±) (pCi/L)	2.5				
Radium 226-Dissolved (pCi/L)	33.6	26.2	8.1	15.3	6.4
Radium 226-Suspended (pCi/L)		<0.2	<0.2	1.4	-0.3
Radium 226-Total (pCi/L)		17.4			
Radium 228-Dissolved (pCi/L)	<1				
Radon 222 precision (±) (pCi/L)	252				
Radon 222-Total (pCi/L)	39000		1090	28200	3150
Selenium-Dissolved (mg/L)	<0.005	<0.001	<0.001	<0.001	<0.001
Selenium-IV-Dissolved (mg/L)			<0.001	<0.001	<0.001
Selenium-Total (mg/L)				<0.001	0.002
Selenium-VI-Dissolved (mg/L)			<0.001	<0.001	<0.001
Silica-Dissolved (mg/L)	7	7.3	6.5	7	3.9
Silver-Dissolved (mg/L)	<0.005	<0.005	<0.005	<0.005	<0.005
Silver-Total (mg/L)				<0.005	<0.005
Sodium Adsorption Ratio (SAR) (meq/L)			0.94	0.96	0.93
Sodium-Dissolved (mg/L)	53	44	44.1	48	48
Solids-Total Dissolved Calculated (mg/L)		715	686	786	743
Solids-Total Dissolved TDS @ 180 C (mg/L)	940	810	760	780	780
Strontium-Total (mg/L)				2.7	2.7
Sulfate (mg/L)	522	448	428	449	401
TDS Balance (0.80 - 1.20) (dec.%)		1.14	1.11	0.99	1.04
Thallium 208-Dissolved (pCi/L)	<20				
Thallium-Total (mg/L)				<0.001	<0.001
Thorium 228-Dissolved (pCi/L)	<20				
Thorium 230-Dissolved (pCi/L)		0.3	<0.2	0.2	
Thorium 230-Suspended (pCi/L)		<0.2	<0.2	0.1	
Thorium 230-Total (pCi/L)		<0.2			
Thorium 232-Dissolved (pCi/L)		<0.005	<0.005	<0.005	<0.005
Thorium 234-Dissolved (pCi/L)	<20				
Uranium 238-Dissolved (pCi/L)	<20				
Uranium-Dissolved (mg/L)	0.002	0.0021	0.0007	0.0007	<0.0003
Uranium-Suspended (mg/L)		<0.0003	<0.0003	<0.0003	<0.0003
Uranium-Total (mg/L)				0.0007	<0.0003
Vanadium-Dissolved (mg/L)	<0.1	<0.1	<0.1	<0.1	<0.1
Water Temperature (lab, deg F)	52				
Zinc 65-Dissolved (pCi/L)	<20				
Zinc-Dissolved (mg/L)	0.04	0.04	0.06	0.01	0.02
Zinc-Total (mg/L)				0.02	<0.03



POWERTECH (USA) INC.

**Powertech (USA)  
Dewey-Burdock Project**

**Appendix 3.4-C - Groundwater Quality Data**

<b>Well #16</b>								
<b>Analyte</b>	<b>Mean</b>	<b>StDev</b>	<b>Q1</b>	<b>Median</b>	<b>Q3</b>	<b>Minimum</b>	<b>Maximum</b>	<b>n</b>
A/C Balance (± 5) (%)	-0.4425	3.424358	-2.6375	-1.775	3.085	-2.85	4.63	4
Alkalinity-Total as CaCO <sub>3</sub> (mg/L)	151	4.760952	148	149	156	148	158	4
Aluminum-Dissolved (mg/L)	0.05		0.05	0.05	0.05	0.05	0.05	4
Ammonia (mg/L)	0.1375	0.175	0.05	0.05	0.3125	0.05	0.4	4
Anions (meq/L)	11.7	0.627163	11.125	11.65	12.325	11	12.5	4
Antimony-Total (mg/L)	0.0015			0.0015		0.0015	0.0015	2
Arsenic-Dissolved (mg/L)	0.00075	0.000289	0.0005	0.00075	0.001	0.0005	0.001	4
Arsenic-Total (mg/L)	0.0025	0.002121		0.0025		0.001	0.004	2
Barium-Dissolved (mg/L)	0.05		0.05	0.05	0.05	0.05	0.05	4
Barium-Total (mg/L)	0.05			0.05		0.05	0.05	2
Beryllium-Total (mg/L)	0.0005			0.0005		0.0005	0.0005	2
Bicarbonate as HCO <sub>3</sub> (mg/L)	184	6.164414	180	181.5	190.5	180	193	4
Boron-Dissolved (mg/L)	0.05		0.05	0.05	0.05	0.05	0.05	4
Boron-Total (mg/L)	0.05			0.05		0.05	0.05	2
Cadmium-Dissolved (mg/L)	0.0025		0.0025	0.0025	0.0025	0.0025	0.0025	4
Cadmium-Total (mg/L)	0.0025			0.0025		0.0025	0.0025	2
Calcium-Dissolved (mg/L)	112.25	9.429563	104.25	110.5	122	103	125	4
Carbonate as CO <sub>3</sub> (mg/L)	2.5		2.5	2.5	2.5	2.5	2.5	4
Cation/Anion Balance (%)								
Cations (meq/L)	11.6	0.860233	10.8	11.55	12.45	10.7	12.6	4
Chloride (mg/L)	4.75	0.5	4.25	5	5	4	5	4
Chromium-Dissolved (mg/L)	0.025		0.025	0.025	0.025	0.025	0.025	4
Chromium-Total (mg/L)	0.025			0.025		0.025	0.025	2
Conductivity @ 25 C (umhos/cm)	1013.75	67.74646	943.75	1025	1072.5	925	1080	4
Copper-Dissolved (mg/L)	0.005		0.005	0.005	0.005	0.005	0.005	4
Copper-Total (mg/L)	0.005			0.005		0.005	0.005	2
Fluoride (mg/L)	0.425	0.05	0.4	0.4	0.475	0.4	0.5	4
Gross Alpha-Dissolved (pCi/L)	47.225	33.1899	16.225	45.5	79.95	12.2	85.7	4
Gross Beta-Dissolved (pCi/L)	30.9	12.28414	20.475	28.55	43.675	19.3	47.2	4
Gross Gamma-Dissolved (pCi/L)	917.5	976.469	157.5	680	1915	10	2300	4
Iron-Dissolved (mg/L)	0.015		0.015	0.015	0.015	0.015	0.015	4
Iron-Total (mg/L)	0.255	0.007071		0.255		0.25	0.26	2
Lead-Dissolved (mg/L)	0.0005		0.0005	0.0005	0.0005	0.0005	0.0005	4
Lead-Total (mg/L)	0.001	0.000707		0.001		0.0005	0.0015	2
Lead 210-Dissolved (pCi/L)	-5.575	14.30347	-20.125	1.25	2.15	-27	2.2	4
Lead 210-Suspended (pCi/L)	0.325	0.689807	-0.3	0.25	1.025	-0.4	1.2	4
Lead 210-Total (pCi/L)	0.5			0.5		0.5	0.5	1
Magnesium-Dissolved (mg/L)	43.475	3.991136	39.725	43.75	46.95	39.4	47	4
Manganese-Dissolved (mg/L)	0.10875	0.070282	0.03625	0.135	0.155	0.005	0.16	4
Manganese-Total (mg/L)	0.135	0.007071		0.135		0.13	0.14	2
Mercury-Dissolved (mg/L)	0.0005		0.0005	0.0005	0.0005	0.0005	0.0005	4
Mercury-Total (mg/L)	0.0003	0.000231	0.0001	0.0003	0.0005	0.0001	0.0005	4
Molybdenum-Dissolved (mg/L)	0.05		0.05	0.05	0.05	0.05	0.05	4
Molybdenum-Total (mg/L)	0.05			0.05		0.05	0.05	2
Nickel-Dissolved (mg/L)	0.025		0.025	0.025	0.025	0.025	0.025	4
Nickel-Total (mg/L)	0.025			0.025		0.025	0.025	2
Nitrogen, Nitrate as N (mg/L)	0.0875	0.075	0.05	0.05	0.1625	0.05	0.2	4
Nitrogen, Nitrite as N (mg/L)	0.05		0.05	0.05	0.05	0.05	0.05	4



POWERTECH (USA) INC.

**Powertech (USA)  
Dewey-Burdock Project**

**Appendix 3.4-C - Groundwater Quality Data**

<b>Well #16</b>								
Analyte	Mean	StDev	Q1	Median	Q3	Minimum	Maximum	n
Oxidation-Reduction Potential (mV)	223.3333	20.81666	200	230	240	200	240	3
pH	7.465	0.081035	7.3925	7.455	7.5475	7.38	7.57	4
Polonium 210-Dissolved (pCi/L)	0.3	0.244949	0.05	0.35	0.5		0.5	4
Polonium 210-Suspended (pCi/L)	0.45	0.331662	0.125	0.5	0.725		0.8	4
Polonium 210-Total (pCi/L)	0.5			0.5		0.5	0.5	1
Potassium-Dissolved (mg/L)	16.1	0.734847	15.325	16.3	16.675	15.1	16.7	4
Radium 226-Dissolved (pCi/L)	14	9.001852	6.825	11.7	23.475	6.4	26.2	4
Radium 226-Suspended (pCi/L)	0.325	0.741058	-0.2	0.1	1.075	-0.3	1.4	4
Radium 226-Total (pCi/L)	17.4			17.4		17.4	17.4	1
Radium 226 (pCi/L)								
Radon 222-Total (pCi/L)	10813.33	15092.48	1090	3150	28200	1090	28200	3
Selenium-Dissolved (mg/L)	0.0005		0.0005	0.0005	0.0005	0.0005	0.0005	4
Selenium-IV-Dissolved (mg/L)	0.0005		0.0005	0.0005	0.0005	0.0005	0.0005	3
Selenium-Total (mg/L)	0.00125	0.001061		0.00125		0.0005	0.002	2
Selenium-VI-Dissolved (mg/L)	0.0005		0.0005	0.0005	0.0005	0.0005	0.0005	3
Silica-Dissolved (mg/L)	6.175	1.552149	4.55	6.75	7.225	3.9	7.3	4
Silver-Dissolved (mg/L)	0.0025		0.0025	0.0025	0.0025	0.0025	0.0025	4
Silver-Total (mg/L)	0.0025			0.0025		0.0025	0.0025	2
Sodium-Dissolved (mg/L)	46.025	2.280899	44.025	46.05	48	44	48	4
Sodium Adsorption Ratio (SAR) (meq/L)	0.943333	0.015275	0.93	0.94	0.96	0.93	0.96	3
Solids-Total Dissolved Calculated (mg/L)	732.5	42.58717	693.25	729	775.25	686	786	4
Solids-Total Dissolved TDS @ 180 C (mg/L)	782.5	20.61553	765	780	802.5	760	810	4
Strontium-Total (mg/L)	2.7			2.7		2.7	2.7	2
Sulfate (mg/L)	431.5	22.51666	407.75	438	448.75	401	449	4
TDS Balance (0.80 - 1.20) (dec.%)	1.07	0.067823	1.0025	1.075	1.1325	0.99	1.14	4
Thallium-Total (mg/L)	0.0005			0.0005		0.0005	0.0005	2
Thorium 230-Dissolved (pCi/L)	0.15	0.129099	0.025	0.15	0.275		0.3	4
Thorium 230-Suspended (pCi/L)	0.075	0.05	0.025	0.1	0.1		0.1	4
Thorium 230-Total (pCi/L)	0.1			0.1		0.1	0.1	1
Thorium 232-Dissolved (pCi/L)	0.0025		0.0025	0.0025	0.0025	0.0025	0.0025	4
Uranium-Dissolved (mg/L)	0.000913	0.000833	0.000288	0.0007	0.00175	0.00015	0.0021	4
Uranium-Suspended (mg/L)	0.00015		0.00015	0.00015	0.00015	0.00015	0.00015	4
Uranium-Total (mg/L)	0.000425	0.000389		0.000425		0.00015	0.0007	2
Vanadium-Dissolved (mg/L)	0.05		0.05	0.05	0.05	0.05	0.05	4
Zinc-Dissolved (mg/L)	0.0325	0.022174	0.0125	0.03	0.055	0.01	0.06	4
Zinc-Total (mg/L)	0.0175	0.003536		0.0175		0.015	0.02	2



POWERTECH (USA) INC.

Powertech (USA)  
Dewey-Burdock Project

Appendix 3.4-C - Groundwater Quality Data

Well #18						
Analyte	10/3/2006 10:07	9/26/2007 10:39	11/12/2007 10:15	11/12/2007 10:20	2/12/2008 11:08	5/30/2008 11:12
A/C Balance (± 5) (%)		0.211	-0.239	-0.843	-1.77	5.45
Actinium 228-Dissolved (pCi/L)	<20					
Alkalinity-Total as CaCO <sub>3</sub> (mg/L)	180	184	176	172	180	180
Aluminum-Dissolved (mg/L)	<0.1	<0.1	<0.1	<0.1	<0.1	<0.1
Americium 241-Dissolved (pCi/L)	<20					
Ammonia (mg/L)	0.2	0.2	0.2	0.2	0.2	0.1
Anions (meq/L)		14.7	15	15	15.2	14.2
Antimony-Total (mg/L)					<0.003	<0.003
Arsenic-Dissolved (mg/L)	<0.01	0.002	0.001	0.001	0.001	0.001
Arsenic-Total (mg/L)					0.002	0.003
Barium 133-Dissolved (pCi/L)	<20					
Barium-Dissolved (mg/L)	<0.1	<0.1	<0.1	<0.1	<0.1	<0.1
Barium-Total (mg/L)					<0.1	<0.1
Beryllium-Total (mg/L)					<0.001	<0.001
Bicarbonate as HCO <sub>3</sub> (mg/L)	220	224	215	210	219	219
Bismuth 212-Dissolved (pCi/L)	<20					
Bismuth 214-Dissolved (pCi/L)	<20					
Boron-Dissolved (mg/L)	<0.1	<0.1	<0.1	<0.1	<0.1	<0.1
Boron-Total (mg/L)					<0.1	<0.1
Cadmium-Dissolved (mg/L)	<0.001	<0.01	<0.005	<0.005	<0.005	<0.005
Cadmium-Total (mg/L)					<0.005	<0.005
Calcium-Dissolved (mg/L)	34	31.8	33	32.5	34	38
Carbonate as CO <sub>3</sub> (mg/L)	<5	<5	<5	<5	<5	<5
Cations (meq/L)		14.8	15	14.7	14.7	15.8
Cesium 134-Dissolved (pCi/L)	<20					
Cesium 137-Dissolved (pCi/L)	<20					
Chloride (mg/L)	14	13	13	13	14	12
Chromium-Dissolved (mg/L)	<0.01	<0.05	<0.05	<0.05	<0.05	<0.05
Chromium-Total (mg/L)					<0.05	<0.05
Cobalt 60-Dissolved (pCi/L)	<20					
Conductivity @ 25 C (umhos/cm)	1430	1430	1360	1330	1450	1470
Copper-Dissolved (mg/L)	<0.01	<0.01	<0.01	<0.01	<0.01	<0.01
Copper-Total (mg/L)					<0.01	<0.01
Fluoride (mg/L)	0.38	0.4	0.4	0.4	0.5	0.4
Gross Alpha precision (±) (pCi/L)	1					
Gross Alpha-Dissolved (pCi/L)	37	15.7	18.9	20	31.7	27.5
Gross Beta precision (±) (pCi/L)	1.6					
Gross Beta-Dissolved (pCi/L)	14	6.7	12.1	13	13	4.8
Gross Gamma-Dissolved (pCi/L)	<20	510	370	330	190	
Iodine 125-Dissolved (pCi/L)	<20					
Iron-Dissolved (mg/L)	<0.03	<0.03	<0.03	<0.03	<0.03	<0.03
Iron-Total (mg/L)					1.04	1.11
Lead 210-Dissolved (pCi/L)		<1	4.6	<1	<1	-1
Lead 210-Suspended (pCi/L)		<1	<1	<1	<1	29.6
Lead 210-Total (pCi/L)		<1				
Lead 212-Dissolved (pCi/L)	<20					
Lead 214-Dissolved (pCi/L)	<20					
Lead-Dissolved (mg/L)	<0.01	<0.05	<0.001	<0.001	<0.001	<0.001
Lead-Total (mg/L)					<0.001	<0.001
Magnesium-Dissolved (mg/L)	12	11.3	11.6	11.4	12.2	13.4
Manganese 54-Dissolved (pCi/L)	<20					
Manganese-Dissolved (mg/L)	0.06	0.06	0.06	0.06	0.07	0.06
Manganese-Total (mg/L)					0.06	0.06
Mercury-Dissolved (mg/L)		<0.0002	<0.001	<0.001	<0.001	<0.001
Mercury-Total (mg/L)	<0.001		<0.001	<0.001	<0.001	<0.0001
Molybdenum-Dissolved (mg/L)	<0.005	<0.1	<0.1	<0.1	<0.1	<0.1
Molybdenum-Total (mg/L)					<0.01	<0.1
Nickel-Dissolved (mg/L)	0.03	<0.05	<0.05	<0.05	<0.05	<0.05
Nickel-Total (mg/L)					<0.05	<0.05
Nitrogen, Nitrate as N (mg/L)		<0.1	<0.1	<0.1	<0.1	<0.1
Nitrogen, Nitrite as N (mg/L)	<0.1	<0.1	<0.1	<0.1	<0.1	<0.1
Non-polar organic materials (SGT-HEM) (mg/l)	<5					
Oxidation-Reduction Potential (mV)			80	85	130	200
pH	8.11	8.09	8.02	8.06	8.11	8.1
Polonium 210-Dissolved (pCi/L)		<1	<1	<1	2.2	
Polonium 210-Suspended (pCi/L)		6	<1	<1	<1	1.7



POWERTECH (USA) INC.

Powertech (USA)  
Dewey-Burdock Project

Appendix 3.4-C - Groundwater Quality Data

Well #18						
Analyte	10/3/2006 10:07	9/26/2007 10:39	11/12/2007 10:15	11/12/2007 10:20	2/12/2008 11:08	5/30/2008 11:12
Polonium 210-Total (pCi/L)		6				
Potassium 40-Dissolved (pCi/L)	<20					
Potassium-Dissolved (mg/L)	7	7.2	7	7	7.3	6.9
Radium 223-Dissolved (pCi/L)	<20					
Radium 224-Dissolved (pCi/L)	<20					
Radium 226 precision (±) (pCi/L)	1.2					
Radium 226-Dissolved (pCi/L)	5.8	<0.2	3.2	3.6	3.2	2.6
Radium 226-Suspended (pCi/L)		4	<0.2	<0.2	1.1	1.1
Radium 226-Total (pCi/L)		4				
Radium 228 precision (±) (pCi/L)	1.2					
Radium 228-Dissolved (pCi/L)	2.3					
Radon 222 precision (±) (pCi/L)	69.3					
Radon 222-Total (pCi/L)	762		945	944	1220	1210
Selenium-Dissolved (mg/L)	<0.005	<0.001	<0.001	<0.001	<0.001	<0.001
Selenium-IV-Dissolved (mg/L)			<0.001	<0.001	<0.001	<0.001
Selenium-Total (mg/L)					<0.001	<0.001
Selenium-VI-Dissolved (mg/L)			<0.001	<0.001	<0.001	<0.001
Silica-Dissolved (mg/L)	7	7.5	7.3	7.3	7.8	4.2
Silver-Dissolved (mg/L)	<0.005	<0.01	<0.005	<0.005	<0.005	<0.005
Silver-Total (mg/L)					<0.005	<0.005
Sodium Adsorption Ratio (SAR) (meq/L)			11	11	10	10
Sodium-Dissolved (mg/L)	260	278	280	276	270	291
Solids-Total Dissolved Calculated (mg/L)		965	994	988	1000	973
Solids-Total Dissolved TDS @ 180 C (mg/L)	950	990	960	950	960	940
Strontium-Total (mg/L)					0.6	0.7
Sulfate (mg/L)	481	513	534	536	537	492
TDS Balance (0.80 - 1.20) (dec.%)		1.03	0.97	0.97	0.96	0.96
Thallium 208-Dissolved (pCi/L)	<20					
Thallium-Total (mg/L)					<0.001	<0.001
Thorium 228-Dissolved (pCi/L)	<20					
Thorium 230-Dissolved (pCi/L)		<0.2	<0.2	<0.2	0.2	
Thorium 230-Suspended (pCi/L)		<0.2	<0.2	<0.2	<0.2	0.1
Thorium 230-Total (pCi/L)		<0.2				
Thorium 232-Dissolved (pCi/L)		<0.001	<0.005	<0.005	<0.005	<0.005
Thorium 234-Dissolved (pCi/L)	<20					
Uranium 238-Dissolved (pCi/L)	<20					
Uranium-Dissolved (mg/L)	0.007	0.0061	0.0066	0.0065	0.0066	0.0059
Uranium-Suspended (mg/L)		0.0017	<0.0003	<0.0003	<0.0003	<0.0003
Uranium-Total (mg/L)					0.0062	0.0062
Vanadium-Dissolved (mg/L)	<0.1	<0.1	<0.1	<0.1	<0.1	<0.1
Water Temperature (lab, deg F)	52					
Zinc 65-Dissolved (pCi/L)	<20					
Zinc-Dissolved (mg/L)	<0.01	<0.01	<0.01	<0.01	<0.01	<0.01
Zinc-Total (mg/L)					<0.01	<0.01



**POWERTECH (USA) INC.**

**Powertech (USA)  
Dewey-Burdock Project**

**Appendix 3.4-C - Groundwater Quality Data**

<b>Well #18</b>								
<b>Analyte</b>	<b>Mean</b>	<b>StDev</b>	<b>Q1</b>	<b>Median</b>	<b>Q3</b>	<b>Minimum</b>	<b>Maximum</b>	<b>n</b>
A/C Balance (± 5) (%)	0.5618	2.831501	-1.3065	-0.239	2.8305	-1.77	5.45	5
Alkalinity-Total as CaCO <sub>3</sub> (mg/L)	178.4	4.560702	174	180	182	172	184	5
Aluminum-Dissolved (mg/L)	0.05		0.05	0.05	0.05	0.05	0.05	5
Ammonia (mg/L)	0.18	0.044721	0.15	0.2	0.2	0.1	0.2	5
Anions (meq/L)	14.82	0.389872	14.45	15	15.1	14.2	15.2	5
Antimony-Total (mg/L)	0.0015			0.0015		0.0015	0.0015	2
Arsenic-Dissolved (mg/L)	0.0012	0.000447	0.001	0.001	0.0015	0.001	0.002	5
Arsenic-Total (mg/L)	0.0025	0.000707		0.0025		0.002	0.003	2
Barium-Dissolved (mg/L)	0.05		0.05	0.05	0.05	0.05	0.05	5
Barium-Total (mg/L)	0.05			0.05		0.05	0.05	2
Beryllium-Total (mg/L)	0.0005			0.0005		0.0005	0.0005	2
Bicarbonate as HCO <sub>3</sub> (mg/L)	217.4	5.22494	212.5	219	221.5	210	224	5
Boron-Dissolved (mg/L)	0.05		0.05	0.05	0.05	0.05	0.05	5
Boron-Total (mg/L)	0.05			0.05		0.05	0.05	2
Cadmium-Dissolved (mg/L)	0.003	0.001118	0.0025	0.0025	0.00375	0.0025	0.005	5
Cadmium-Total (mg/L)	0.0025			0.0025		0.0025	0.0025	2
Calcium-Dissolved (mg/L)	33.86	2.449081	32.15	33	36	31.8	38	5
Carbonate as CO <sub>3</sub> (mg/L)	2.5		2.5	2.5	2.5	2.5	2.5	5
Cation/Anion Balance (%)								
Cations (meq/L)	15	0.463681	14.7	14.8	15.4	14.7	15.8	5
Chloride (mg/L)	13	0.707107	12.5	13	13.5	12	14	5
Chromium-Dissolved (mg/L)	0.025		0.025	0.025	0.025	0.025	0.025	5
Chromium-Total (mg/L)	0.025			0.025		0.025	0.025	2
Conductivity @ 25 C (umhos/cm)	1408	60.16644	1345	1430	1460	1330	1470	5
Copper-Dissolved (mg/L)	0.005		0.005	0.005	0.005	0.005	0.005	5
Copper-Total (mg/L)	0.005			0.005		0.005	0.005	2
Fluoride (mg/L)	0.42	0.044721	0.4	0.4	0.45	0.4	0.5	5
Gross Alpha-Dissolved (pCi/L)	22.76	6.60969	17.3	20	29.6	15.7	31.7	5
Gross Beta-Dissolved (pCi/L)	9.92	3.882911	5.75	12.1	13	4.8	13	5
Gross Gamma-Dissolved (pCi/L)	280	193.6492	95	330	440		510	5
Iron-Dissolved (mg/L)	0.015		0.015	0.015	0.015	0.015	0.015	5
Iron-Total (mg/L)	1.075	0.049497		1.075		1.04	1.11	2
Lead-Dissolved (mg/L)	0.0054	0.010957	0.0005	0.0005	0.01275	0.0005	0.025	5
Lead-Total (mg/L)	0.0005			0.0005		0.0005	0.0005	2
Lead 210-Dissolved (pCi/L)	1.02	2.104044	-0.25	0.5	2.55	-1	4.6	5
Lead 210-Suspended (pCi/L)	6.32	13.01392	0.5	0.5	15.05	0.5	29.6	5
Lead 210-Total (pCi/L)	0.5			0.5		0.5	0.5	1
Magnesium-Dissolved (mg/L)	11.98	0.867179	11.35	11.6	12.8	11.3	13.4	5
Manganese-Dissolved (mg/L)	0.062	0.004472	0.06	0.06	0.065	0.06	0.07	5
Manganese-Total (mg/L)	0.06			0.06		0.06	0.06	2
Mercury-Dissolved (mg/L)	0.00042	0.000179	0.0003	0.0005	0.0005	0.0001	0.0005	5
Mercury-Total (mg/L)	0.000388	0.000225	0.000163	0.0005	0.0005	0.00005	0.0005	4
Molybdenum-Dissolved (mg/L)	0.05		0.05	0.05	0.05	0.05	0.05	5
Molybdenum-Total (mg/L)	0.0275	0.03182		0.0275		0.005	0.05	2
Nickel-Dissolved (mg/L)	0.025		0.025	0.025	0.025	0.025	0.025	5
Nickel-Total (mg/L)	0.025			0.025		0.025	0.025	2
Nitrogen, Nitrate as N (mg/L)	0.05		0.05	0.05	0.05	0.05	0.05	5
Nitrogen, Nitrite as N (mg/L)	0.05		0.05	0.05	0.05	0.05	0.05	5
Oxidation-Reduction Potential (mV)	123.75	55.58402	81.25	107.5	182.5	80	200	4
pH	8.076	0.036469	8.04	8.09	8.105	8.02	8.11	5



**POWERTECH (USA) INC.**

**Powertech (USA)  
Dewey-Burdock Project**

**Appendix 3.4-C - Groundwater Quality Data**

<b>Well #18</b>								
<b>Analyte</b>	<b>Mean</b>	<b>StDev</b>	<b>Q1</b>	<b>Median</b>	<b>Q3</b>	<b>Minimum</b>	<b>Maximum</b>	<b>n</b>
Polonium 210-Dissolved (pCi/L)	0.74	0.844393	0.25	0.5	1.35		2.2	5
Polonium 210-Suspended (pCi/L)	1.84	2.382855	0.5	0.5	3.85	0.5	6	5
Polonium 210-Total (pCi/L)	6			6		6	6	1
Potassium-Dissolved (mg/L)	7.08	0.164317	6.95	7	7.25	6.9	7.3	5
Radium 226-Dissolved (pCi/L)	2.54	1.409965	1.35	3.2	3.4	0.1	3.6	5
Radium 226-Suspended (pCi/L)	1.28	1.600625	0.1	1.1	2.55	0.1	4	5
Radium 226-Total (pCi/L)	4			4		4	4	1
Radium 226 (pCi/L)								
Radon 222-Total (pCi/L)	1079.75	156.2271	944.25	1077.5	1217.5	944	1220	4
Selenium-Dissolved (mg/L)	0.0005		0.0005	0.0005	0.0005	0.0005	0.0005	5
Selenium-IV-Dissolved (mg/L)	0.0005		0.0005	0.0005	0.0005	0.0005	0.0005	4
Selenium-Total (mg/L)	0.0005			0.0005		0.0005	0.0005	2
Selenium-VI-Dissolved (mg/L)	0.0005		0.0005	0.0005	0.0005	0.0005	0.0005	4
Silica-Dissolved (mg/L)	6.82	1.478851	5.75	7.3	7.65	4.2	7.8	5
Silver-Dissolved (mg/L)	0.003	0.001118	0.0025	0.0025	0.00375	0.0025	0.005	5
Silver-Total (mg/L)	0.0025			0.0025		0.0025	0.0025	2
Sodium-Dissolved (mg/L)	279	7.681146	273	278	285.5	270	291	5
Sodium Adsorption Ratio (SAR) (meq/L)	10.5	0.57735	10	10.5	11	10	11	4
Solids-Total Dissolved Calculated (mg/L)	984	14.61164	969	988	997	965	1000	5
Solids-Total Dissolved TDS @ 180 C (mg/L)	960	18.70829	945	960	975	940	990	5
Strontium-Total (mg/L)	0.65	0.070711		0.65		0.6	0.7	2
Sulfate (mg/L)	522.4	19.65452	502.5	534	536.5	492	537	5
TDS Balance (0.80 - 1.20) (dec.%)	0.978	0.029496	0.96	0.97	1	0.96	1.03	5
Thallium-Total (mg/L)	0.0005			0.0005		0.0005	0.0005	2
Thorium 230-Dissolved (pCi/L)	0.1	0.070711	0.05	0.1	0.15		0.2	5
Thorium 230-Suspended (pCi/L)	0.1		0.1	0.1	0.1	0.1	0.1	5
Thorium 230-Total (pCi/L)	0.1			0.1		0.1	0.1	1
Thorium 232-Dissolved (pCi/L)	0.0021	0.000894	0.0015	0.0025	0.0025	0.0005	0.0025	5
Uranium-Dissolved (mg/L)	0.00634	0.000321	0.006	0.0065	0.0066	0.0059	0.0066	5
Uranium-Suspended (mg/L)	0.00046	0.000693	0.00015	0.00015	0.000925	0.00015	0.0017	5
Uranium-Total (mg/L)	0.0062			0.0062		0.0062	0.0062	2
Vanadium-Dissolved (mg/L)	0.05		0.05	0.05	0.05	0.05	0.05	5
Zinc-Dissolved (mg/L)	0.005		0.005	0.005	0.005	0.005	0.005	5
Zinc-Total (mg/L)	0.005			0.005		0.005	0.005	2



**Powertech (USA)  
Dewey-Burdock Project**

**Appendix 3.4-C - Groundwater Quality Data**

<b>Well #42</b>					
<b>Analyte</b>	<b>10/3/2006 10:18</b>	<b>9/28/2007 11:34</b>	<b>11/12/2007 11:20</b>	<b>2/5/2008 14:10</b>	<b>5/30/2008 11:55</b>
A/C Balance (± 5) (%)		-1.32	-0.342	3.65	6.08
Actinium 228-Dissolved (pCi/L)	<20				
Alkalinity-Total as CaCO <sub>3</sub> (mg/L)	180	180	174	180	176
Aluminum-Dissolved (mg/L)	<0.1	<0.1	<0.1	<0.1	<0.1
Americium 241-Dissolved (pCi/L)	<20				
Ammonia (mg/L)	0.2	0.1	0.1	0.1	0.1
Anions (meq/L)		13.3	14.7	14.5	13.6
Antimony-Total (mg/L)				<0.003	<0.003
Arsenic-Dissolved (mg/L)	<0.01	<0.001	<0.001	0.001	<0.001
Arsenic-Total (mg/L)				0.002	0.004
Barium 133-Dissolved (pCi/L)	<20				
Barium-Dissolved (mg/L)	<0.1	<0.1	<0.1	<0.1	<0.1
Barium-Total (mg/L)				<0.1	<0.1
Beryllium-Total (mg/L)				<0.001	<0.001
Bicarbonate as HCO <sub>3</sub> (mg/L)	220	219	212	219	215
Bismuth 212-Dissolved (pCi/L)	<20				
Bismuth 214-Dissolved (pCi/L)	1600				
Bismuth precision (±) (pCi/L)	64				
Boron-Dissolved (mg/L)	<0.1	<0.1	<0.1	0.1	<0.1
Boron-Total (mg/L)				<0.1	<0.1
Cadmium-Dissolved (mg/L)	<0.001	<0.005	<0.005	<0.005	<0.005
Cadmium-Total (mg/L)				<0.005	<0.005
Calcium-Dissolved (mg/L)	35	30	34	35.3	39.4
Carbonate as CO <sub>3</sub> (mg/L)	<5	<5	<5	<5	<5
Cations (meq/L)		13	14.6	15.6	15.3
Cesium 134-Dissolved (pCi/L)	<20				
Cesium 137-Dissolved (pCi/L)	<20				
Chloride (mg/L)	14	12	13	12	11
Chromium-Dissolved (mg/L)	<0.01	<0.05	<0.05	<0.05	<0.05
Chromium-Total (mg/L)				<0.05	<0.05
Cobalt 60-Dissolved (pCi/L)	<20				
Conductivity @ 25 C (umhos/cm)	1410	1390	1310	1420	1510
Copper-Dissolved (mg/L)	<0.01	<0.01	<0.01	<0.01	<0.01
Copper-Total (mg/L)				<0.01	<0.01
Fluoride (mg/L)	0.39	0.4	0.4	0.4	0.4
Gross Alpha precision (±) (pCi/L)	3.2				
Gross Alpha-Dissolved (pCi/L)	560	371	375	526	558
Gross Beta precision (±) (pCi/L)	2.7				
Gross Beta-Dissolved (pCi/L)	110	122	173	93.5	159
Gross Gamma precision(±) (pCi/L)	130				
Gross Gamma-Dissolved (pCi/L)	3400	1300	70000	2800	150
Iodine 125-Dissolved (pCi/L)	<20				
Iron-Dissolved (mg/L)	<0.03	<0.03	<0.03	<0.03	<0.03
Iron-Total (mg/L)				0.15	0.16
Lead 210-Dissolved (pCi/L)		<1	21	15	17.8
Lead 210-Suspended (pCi/L)		57	<1	17	14
Lead 210-Total (pCi/L)		57			
Lead 212-Dissolved (pCi/L)	<20				
Lead 214 precision (±) (pCi/L)	70				
Lead 214-Dissolved (pCi/L)	1800				
Lead-Dissolved (mg/L)	<0.01	<0.001	<0.001	<0.001	<0.001
Lead-Total (mg/L)				<0.001	<0.001
Magnesium-Dissolved (mg/L)	12	9.4	11.8	12.3	13.5
Manganese 54-Dissolved (pCi/L)	<20				
Manganese-Dissolved (mg/L)	0.08	0.06	0.08	0.09	0.08
Manganese-Total (mg/L)				0.08	0.08
Mercury-Dissolved (mg/L)		<0.001	<0.001	<0.001	<0.001



Powertech (USA) Inc.

Powertech (USA)  
Dewey-Burdock Project

Appendix 3.4-C - Groundwater Quality Data

Well #42					
Analyte	10/3/2006 10:18	9/28/2007 11:34	11/12/2007 11:20	2/5/2008 14:10	5/30/2008 11:55
Mercury-Total (mg/L)	<0.001	<0.0002	<0.001	<0.001	<0.0001
Molybdenum-Dissolved (mg/L)	<0.005	<0.1	<0.1	<0.1	<0.1
Molybdenum-Total (mg/L)				<0.01	<0.1
Nickel-Dissolved (mg/L)	0.02	<0.05	<0.05	<0.05	<0.05
Nickel-Total (mg/L)				<0.05	<0.05
Nitrogen, Nitrate as N (mg/L)		<0.1	0.2	<0.1	<0.1
Nitrogen, Nitrite as N (mg/L)	<0.1	<0.1	<0.1	<0.1	<0.1
Non-polar organic materials (SGT-HEM) (mg/l)	<5				
Oxidation-Reduction Potential (mV)			240	170	200
pH	8.01	8.02	7.95	8.08	8.05
Polonium 210-Dissolved (pCi/L)		<1	<1	5.5	1.6
Polonium 210-Suspended (pCi/L)		13	1.1	2	0.3
Polonium 210-Total (pCi/L)		13			
Potassium 40-Dissolved (pCi/L)	<20				
Potassium-Dissolved (mg/L)	7	7.1	7.2	7.8	6.8
Radium 223-Dissolved (pCi/L)	<20				
Radium 224-Dissolved (pCi/L)	<20				
Radium 226 precision (±) (pCi/L)	3.1				
Radium 226-Dissolved (pCi/L)	87.6	96.5	102	100	100
Radium 226-Suspended (pCi/L)		<0.2	<0.2	5.1	-0.3
Radium 226-Total (pCi/L)		79.7			
Radium 228-Dissolved (pCi/L)	<1				
Radon 222 precision (±) (pCi/L)	581				
Radon 222-Total (pCi/L)	197000		132000	175000	219000
Selenium-Dissolved (mg/L)	<0.005	<0.001	<0.001	0.001	<0.001
Selenium-IV-Dissolved (mg/L)			<0.001	<0.001	<0.001
Selenium-Total (mg/L)				<0.001	<0.001
Selenium-VI-Dissolved (mg/L)			<0.001	0.001	<0.001
Silica-Dissolved (mg/L)	7	7.1	7.2	7.4	4.1
Silver-Dissolved (mg/L)	<0.005	<0.005	<0.005	<0.005	<0.005
Silver-Total (mg/L)				<0.005	<0.005
Sodium Adsorption Ratio (SAR) (meq/L)			10	11	9.7
Sodium-Dissolved (mg/L)	250	242	270	289	277
Solids-Total Dissolved Calculated (mg/L)		858	969	971	932
Solids-Total Dissolved TDS @ 180 C (mg/L)	940	960	940	980	930
Strontium-Total (mg/L)				0.7	0.7
Sulfate (mg/L)	473	505	519	505	466
TDS Balance (0.80 - 1.20) (dec.%)		1.12	0.97	1.01	1
Thallium 208-Dissolved (pCi/L)	<20				
Thallium-Total (mg/L)				<0.001	<0.001
Thorium 228-Dissolved (pCi/L)	<20				
Thorium 230-Dissolved (pCi/L)		<0.2	0.5	<0.2	0.1
Thorium 230-Suspended (pCi/L)		<0.2	0.2	<0.2	
Thorium 230-Total (pCi/L)		<0.2			
Thorium 232-Dissolved (pCi/L)		<0.005	<0.005	<0.005	<0.005
Thorium 234-Dissolved (pCi/L)	<20				
Uranium 238-Dissolved (pCi/L)	<20				
Uranium-Dissolved (mg/L)	0.04	0.015	0.0324	0.0194	0.0142
Uranium-Suspended (mg/L)		0.0029	<0.0003	<0.0003	<0.0003
Uranium-Total (mg/L)				0.0198	0.0149
Vanadium-Dissolved (mg/L)	<0.1	<0.1	<0.1	<0.1	<0.1
Water Temperature (lab, deg F)	53				
Zinc 65-Dissolved (pCi/L)	<20				
Zinc-Dissolved (mg/L)	<0.01	0.01	0.03	0.02	0.02
Zinc-Total (mg/L)				0.03	0.02



Powertech (USA) Inc.

**Powertech (USA)  
Dewey-Burdock Project**

**Appendix 3.4-C - Groundwater Quality Data**

<b>Well #42</b>								
<b>Analyte</b>	<b>Mean</b>	<b>StDev</b>	<b>Q1</b>	<b>Median</b>	<b>Q3</b>	<b>Minimum</b>	<b>Maximum</b>	<b>n</b>
A/C Balance (± 5) (%)	2.017	3.458088	-1.0755	1.654	5.4725	-1.32	6.08	4
Alkalinity-Total as CaCO <sub>3</sub> (mg/L)	177.5	3	174.5	178	180	174	180	4
Aluminum-Dissolved (mg/L)	0.05		0.05	0.05	0.05	0.05	0.05	4
Ammonia (mg/L)	0.1		0.1	0.1	0.1	0.1	0.1	4
Anions (meq/L)	14.025	0.680074	13.375	14.05	14.65	13.3	14.7	4
Antimony-Total (mg/L)	0.0015			0.0015		0.0015	0.0015	2
Arsenic-Dissolved (mg/L)	0.000625	0.00025	0.0005	0.0005	0.000875	0.0005	0.001	4
Arsenic-Total (mg/L)	0.003	0.001414		0.003		0.002	0.004	2
Barium-Dissolved (mg/L)	0.05		0.05	0.05	0.05	0.05	0.05	4
Barium-Total (mg/L)	0.05			0.05		0.05	0.05	2
Beryllium-Total (mg/L)	0.0005			0.0005		0.0005	0.0005	2
Bicarbonate as HCO <sub>3</sub> (mg/L)	216.25	3.40343	212.75	217	219	212	219	4
Boron-Dissolved (mg/L)	0.0625	0.025	0.05	0.05	0.0875	0.05	0.1	4
Boron-Total (mg/L)	0.05			0.05		0.05	0.05	2
Cadmium-Dissolved (mg/L)	0.0025		0.0025	0.0025	0.0025	0.0025	0.0025	4
Cadmium-Total (mg/L)	0.0025			0.0025		0.0025	0.0025	2
Calcium-Dissolved (mg/L)	34.675	3.874167	31	34.65	38.375	30	39.4	4
Carbonate as CO <sub>3</sub> (mg/L)	2.5		2.5	2.5	2.5	2.5	2.5	4
Cation/Anion Balance (%)								
Cations (meq/L)	14.625	1.161536	13.4	14.95	15.525	13	15.6	4
Chloride (mg/L)	12	0.816497	11.25	12	12.75	11	13	4
Chromium-Dissolved (mg/L)	0.025		0.025	0.025	0.025	0.025	0.025	4
Chromium-Total (mg/L)	0.025			0.025		0.025	0.025	2
Conductivity @ 25 C (umhos/cm)	1407.5	82.61356	1330	1405	1487.5	1310	1510	4
Copper-Dissolved (mg/L)	0.005		0.005	0.005	0.005	0.005	0.005	4
Copper-Total (mg/L)	0.005			0.005		0.005	0.005	2
Fluoride (mg/L)	0.4		0.4	0.4	0.4	0.4	0.4	4
Gross Alpha-Dissolved (pCi/L)	457.5	98.45642	372	450.5	550	371	558	4
Gross Beta-Dissolved (pCi/L)	136.875	36.04251	100.625	140.5	169.5	93.5	173	4
Gross Gamma-Dissolved (pCi/L)	18562.5	34308.83	437.5	2050	53200	150	70000	4
Iron-Dissolved (mg/L)	0.015		0.015	0.015	0.015	0.015	0.015	4
Iron-Total (mg/L)	0.155	0.007071		0.155		0.15	0.16	2
Lead-Dissolved (mg/L)	0.0005		0.0005	0.0005	0.0005	0.0005	0.0005	4
Lead-Total (mg/L)	0.0005			0.0005		0.0005	0.0005	2
Lead 210-Dissolved (pCi/L)	13.575	9.054787	4.125	16.4	20.2	0.5	21	4
Lead 210-Suspended (pCi/L)	22.125	24.33233	3.875	15.5	47	0.5	57	4
Lead 210-Total (pCi/L)	57			57		57	57	1
Magnesium-Dissolved (mg/L)	11.75	1.721434	10	12.05	13.2	9.4	13.5	4
Manganese-Dissolved (mg/L)	0.0775	0.012583	0.065	0.08	0.0875	0.06	0.09	4
Manganese-Total (mg/L)	0.08			0.08		0.08	0.08	2
Mercury-Dissolved (mg/L)	0.0005		0.0005	0.0005	0.0005	0.0005	0.0005	4
Mercury-Total (mg/L)	0.000288	0.000246	0.0000625	0.0003	0.0005	0.00005	0.0005	4
Molybdenum-Dissolved (mg/L)	0.05		0.05	0.05	0.05	0.05	0.05	4
Molybdenum-Total (mg/L)	0.0275	0.03182		0.0275		0.005	0.05	2
Nickel-Dissolved (mg/L)	0.025		0.025	0.025	0.025	0.025	0.025	4
Nickel-Total (mg/L)	0.025			0.025		0.025	0.025	2
Nitrogen, Nitrate as N (mg/L)	0.0875	0.075	0.05	0.05	0.1625	0.05	0.2	4
Nitrogen, Nitrite as N (mg/L)	0.05		0.05	0.05	0.05	0.05	0.05	4
Oxidation-Reduction Potential (mV)	203.3333	35.11885	170	200	240	170	240	3
pH	8.025	0.055678	7.9675	8.035	8.0725	7.95	8.08	4



**POWERTECH (USA) INC.**

**Powertech (USA)  
Dewey-Burdock Project**

**Appendix 3.4-C - Groundwater Quality Data**

<b>Well #42</b>								
<b>Analyte</b>	<b>Mean</b>	<b>StDev</b>	<b>Q1</b>	<b>Median</b>	<b>Q3</b>	<b>Minimum</b>	<b>Maximum</b>	<b>n</b>
Polonium 210-Dissolved (pCi/L)	2.025	2.373991	0.5	1.05	4.525	0.5	5.5	4
Polonium 210-Suspended (pCi/L)	4.1	5.973832	0.5	1.55	10.25	0.3	13	4
Polonium 210-Total (pCi/L)	13			13		13	13	1
Potassium-Dissolved (mg/L)	7.225	0.419325	6.875	7.15	7.65	6.8	7.8	4
Radium 226-Dissolved (pCi/L)	99.625	2.286737	97.375	100	101.5	96.5	102	4
Radium 226-Suspended (pCi/L)	1.25	2.573584	-0.2	0.1	3.85	-0.3	5.1	4
Radium 226-Total (pCi/L)	79.7			79.7		79.7	79.7	1
Radium 226 (pCi/L)								
Radon 222-Total (pCi/L)	175333.3	43500.96	132000	175000	219000	132000	219000	3
Selenium-Dissolved (mg/L)	0.000625	0.00025	0.0005	0.0005	0.000875	0.0005	0.001	4
Selenium-IV-Dissolved (mg/L)	0.0005		0.0005	0.0005	0.0005	0.0005	0.0005	3
Selenium-Total (mg/L)	0.0005			0.0005		0.0005	0.0005	2
Selenium-VI-Dissolved (mg/L)	0.000667	0.000289	0.0005	0.0005	0.001	0.0005	0.001	3
Silica-Dissolved (mg/L)	6.45	1.571623	4.85	7.15	7.35	4.1	7.4	4
Silver-Dissolved (mg/L)	0.0025		0.0025	0.0025	0.0025	0.0025	0.0025	4
Silver-Total (mg/L)	0.0025			0.0025		0.0025	0.0025	2
Sodium-Dissolved (mg/L)	269.5	19.94158	249	273.5	286	242	289	4
Sodium Adsorption Ratio (SAR) (meq/L)	10.23333	0.680686	9.7	10	11	9.7	11	3
Solids-Total Dissolved Calculated (mg/L)	932.5	52.80467	876.5	950.5	970.5	858	971	4
Solids-Total Dissolved TDS @ 180 C (mg/L)	952.5	22.17356	932.5	950	975	930	980	4
Strontium-Total (mg/L)	0.7			0.7		0.7	0.7	2
Sulfate (mg/L)	498.75	22.80899	475.75	505	515.5	466	519	4
TDS Balance (0.80 - 1.20) (dec.%)	1.025	0.065574	0.9775	1.005	1.0925	0.97	1.12	4
Thallium-Total (mg/L)	0.0005			0.0005		0.0005	0.0005	2
Thorium 230-Dissolved (pCi/L)	0.2	0.2	0.1	0.1	0.4	0.1	0.5	4
Thorium 230-Suspended (pCi/L)	0.1	0.08165	0.025	0.1	0.175		0.2	4
Thorium 230-Total (pCi/L)	0.1			0.1		0.1	0.1	1
Thorium 232-Dissolved (pCi/L)	0.0025		0.0025	0.0025	0.0025	0.0025	0.0025	4
Uranium-Dissolved (mg/L)	0.02025	0.008416	0.0144	0.0172	0.02915	0.0142	0.0324	4
Uranium-Suspended (mg/L)	0.000838	0.001375	0.00015	0.00015	0.002213	0.00015	0.0029	4
Uranium-Total (mg/L)	0.01735	0.003465		0.01735		0.0149	0.0198	2
Vanadium-Dissolved (mg/L)	0.05		0.05	0.05	0.05	0.05	0.05	4
Zinc-Dissolved (mg/L)	0.02	0.008165	0.0125	0.02	0.0275	0.01	0.03	4
Zinc-Total (mg/L)	0.025	0.007071		0.025		0.02	0.03	2



POWERTech (USA) INC.

Powertech (USA)  
Dewey-Burdock Project

Appendix 3.4-C - Groundwater Quality Data

Well# 615					
Analyte	4/1/2008 14:34	4/1/2008 14:42	4/21/2008 16:16	5/28/2008 19:20	6/25/2008 13:55
A/C Balance (± 5) (%)	1.45	2.22	4.26	3	2.39
Alkalinity-Total as CaCO <sub>3</sub> (mg/L)	136	138	136	138	138
Aluminum-Dissolved (mg/L)	<0.1	<0.1	<0.1	<0.1	<0.1
Ammonia (mg/L)	<0.1	<0.1	<0.1	<0.1	<0.1
Anions (meq/L)	10.8	10.7	10.6	11.2	10.6
Antimony-Total (mg/L)	<0.003	<0.003	<0.003	<0.003	<0.003
Arsenic-Dissolved (mg/L)	0.02	0.019	0.02	0.013	0.016
Arsenic-Total (mg/L)	0.024	0.025	0.024	0.024	0.024
Barium-Dissolved (mg/L)	<0.1	<0.1	<0.1	<0.1	<0.1
Barium-Total (mg/L)	<0.1	<0.1	<0.1	<0.1	<0.1
Beryllium-Total (mg/L)	<0.001	<0.001	<0.001	<0.001	<0.001
Bicarbonate as HCO <sub>3</sub> (mg/L)	166	168	166	168	168
Boron-Dissolved (mg/L)	<0.1	<0.1	<0.1	<0.1	<0.1
Boron-Total (mg/L)	<0.1	<0.1	<0.1	0.1	<0.1
Cadmium-Dissolved (mg/L)	<0.005	<0.005	<0.005	<0.005	<0.005
Cadmium-Total (mg/L)	<0.005	<0.005	<0.005	<0.005	<0.005
Calcium-Dissolved (mg/L)	70.9	71.1	73	79.2	71.8
Carbonate as CO <sub>3</sub> (mg/L)	<5	<5	<5	<5	<5
Cations (meq/L)	11.1	11.2	11.5	11.9	11.1
Chloride (mg/L)	6	6	4	5	5
Chromium-Dissolved (mg/L)	<0.05	<0.05	<0.05	<0.05	<0.05
Chromium-Total (mg/L)	<0.05	<0.05	<0.05	<0.05	<0.05
Conductivity @ 25 C (umhos/cm)	1050	1050	1040	1050	1110
Copper-Dissolved (mg/L)	<0.01	<0.01	<0.01	<0.01	<0.01
Copper-Total (mg/L)	<0.01	<0.01	<0.01	<0.01	<0.01
Fluoride (mg/L)	0.5	0.5	0.4	0.5	0.5
Gross Alpha-Dissolved (pCi/L)	18.2	17.7	15.1	15.3	38.3
Gross Beta-Dissolved (pCi/L)	11.6	5.8	12.1	3.7	12.6
Gross Gamma-Dissolved (pCi/L)				170	
Iron-Dissolved (mg/L)	0.7	0.66	0.79	0.1	0.42
Iron-Total (mg/L)	1.35	1.4	1.35	1.4	1.5
Lead 210-Dissolved (pCi/L)	-2.5	-13.8		3.8	1.1
Lead 210-Suspended (pCi/L)	27.1	12.8	-3.2	1.5	3.5
Lead-Dissolved (mg/L)	<0.001	<0.001	<0.001	<0.001	<0.001
Lead-Total (mg/L)	0.002	0.002	<0.001	<0.001	0.013
Magnesium-Dissolved (mg/L)	21.7	21.9	22.9	23.2	21.6
Manganese-Dissolved (mg/L)	0.08	0.08	0.07	0.07	0.07
Manganese-Total (mg/L)	0.08	0.08	0.07	0.07	0.07
Mercury-Dissolved (mg/L)	<0.001	<0.001	<0.001	<0.001	<0.001
Mercury-Total (mg/L)	<0.001	<0.001	<0.001	<0.0001	<0.0002
Molybdenum-Dissolved (mg/L)	<0.1	<0.1	<0.1	<0.1	<0.1
Molybdenum-Total (mg/L)	<0.1	<0.1	<0.1	<0.1	<0.1
Nickel-Dissolved (mg/L)	<0.05	<0.05	<0.05	<0.05	<0.05
Nickel-Total (mg/L)	<0.05	<0.05	<0.05	<0.05	<0.05
Nitrogen, Nitrate as N (mg/L)	<0.1	<0.1	0.06	<0.1	<0.1
Nitrogen, Nitrite as N (mg/L)	<0.1	<0.1	<0.05	<0.1	<0.1
Oxidation-Reduction Potential (mV)	210	210	300	200	140
pH	7.36	7.34	7.43	7.16	7.48
Polonium 210-Dissolved (pCi/L)	0.6	0.8	0.9	-0.1	0.5
Polonium 210-Suspended (pCi/L)	0.4	0.9	0.4		
Potassium-Dissolved (mg/L)	8.7	8.6	8.7	9	8.7
Radium 226-Dissolved (pCi/L)	1.8	2.3	2	2	7.2
Radium 226-Suspended (pCi/L)	0.3		-0.2	0.2	-0.4
Radon 222-Total (pCi/L)	1490	1250	1180	1070	1830
Selenium-Dissolved (mg/L)	<0.001	<0.001	<0.001	<0.001	<0.001
Selenium-IV-Dissolved (mg/L)	<0.001	<0.001	<0.001	<0.001	<0.001



POWERTECH (USA) INC.

Powertech (USA)  
Dewey-Burdock Project

Appendix 3.4-C - Groundwater Quality Data

Well# 615					
Analyte	4/1/2008 14:34	4/1/2008 14:42	4/21/2008 16:16	5/28/2008 19:20	6/25/2008 13:55
Selenium-Total (mg/L)	<0.001	<0.001	<0.001	<0.001	<0.002
Selenium-VI-Dissolved (mg/L)	<0.001	<0.001	<0.001	<0.001	<0.001
Silica-Dissolved (mg/L)	7.6	7.6	7.8	4.4	4
Silver-Dissolved (mg/L)	<0.005	<0.005	<0.005	<0.005	<0.005
Silver-Total (mg/L)	<0.005	<0.005	<0.005	<0.005	<0.005
Sodium Adsorption Ratio (SAR) (meq/L)	3.4	3.4	3.5	3.4	3.4
Sodium-Dissolved (mg/L)	127	128	132	134	127
Solids-Total Dissolved Calculated (mg/L)	715	710	715	745	696
Solids-Total Dissolved TDS @ 180 C (mg/L)	670	680	750	710	680
Strontium-Total (mg/L)	1.3	1.3	1.4	1.4	1.4
Sulfate (mg/L)	378	370	371	399	369
TDS Balance (0.80 - 1.20) (dec.%)	0.94	0.95	1.05	0.95	0.97
Thallium-Total (mg/L)	<0.001	<0.001	<0.001	<0.001	<0.001
Thorium 230-Dissolved (pCi/L)	0.2				
Thorium 230-Suspended (pCi/L)	0.9	0.2	0.1	0.1	0.1
Thorium 232-Dissolved (pCi/L)	<0.005	<0.005	<0.005	<0.005	<0.005
Uranium-Dissolved (mg/L)	0.0026	0.0026	0.0025	0.0024	0.0024
Uranium-Suspended (mg/L)	<0.0003	<0.0003	<0.0003	<0.0003	<0.0003
Uranium-Total (mg/L)	0.0026	0.0025	0.0025	0.0025	0.0023
Vanadium-Dissolved (mg/L)	<0.1	<0.1	<0.1	<0.1	<0.1
Zinc-Dissolved (mg/L)	<0.01	<0.01	<0.01	<0.01	<0.01
Zinc-Total (mg/L)	0.02	0.02	<0.01	<0.01	<0.01



POWERTECH (USA) INC.

PowerTech (USA)  
Dewey-Burdock Project

Appendix 3.4-C - Groundwater Quality Data

Well #619				
Analyte	9/27/2007 17:45	11/12/2007 14:25	3/24/2008 15:40	6/17/2008 18:10
A/C Balance ( $\pm 5$ ) (%)	-1.34	-2.56	3.41	9.08
Alkalinity-Total as CaCO <sub>3</sub> (mg/L)	140	98	116	116
Aluminum-Dissolved (mg/L)	<0.1	<0.1	<0.1	<0.1
Ammonia (mg/L)	0.2	0.3	0.2	0.2
Anions (meq/L)	28.7	26.8	29.9	28.3
Antimony-Total (mg/L)			<0.003	<0.003
Arsenic-Dissolved (mg/L)	<0.001	<0.001	<0.001	0.001
Arsenic-Total (mg/L)			0.002	0.002
Barium-Dissolved (mg/L)	<0.1	<0.1	<0.1	<0.1
Barium-Total (mg/L)			<0.1	<0.1
Beryllium-Total (mg/L)			<0.001	<0.001
Bicarbonate as HCO <sub>3</sub> (mg/L)	171	119	141	141
Boron-Dissolved (mg/L)	<0.1	<0.1	<0.1	<0.1
Boron-Total (mg/L)			<0.1	<0.1
Cadmium-Dissolved (mg/L)	<0.005	<0.005	<0.005	<0.005
Cadmium-Total (mg/L)			<0.001	<0.005
Calcium-Dissolved (mg/L)	304	263	343	375
Carbonate as CO <sub>3</sub> (mg/L)	<5	<5	<5	<5
Cations (meq/L)	27.9	25.5	32	34
Chloride (mg/L)	9	10	12	9
Chromium-Dissolved (mg/L)	<0.05	<0.05	<0.05	<0.05
Chromium-Total (mg/L)			<0.05	<0.05
Conductivity @ 25 C (umhos/cm)	2270	1860	2180	2390
Copper-Dissolved (mg/L)	0.08	<0.01	<0.01	0.01
Copper-Total (mg/L)			<0.01	0.01
Fluoride (mg/L)	0.2	0.2	0.3	0.3
Gross Alpha-Dissolved (pCi/L)	367	341	438	398
Gross Beta-Dissolved (pCi/L)	117	170	175	144
Gross Gamma-Dissolved (pCi/L)	120	4200	25	270
Iron-Dissolved (mg/L)	1.95	4.39	3.22	3.03
Iron-Total (mg/L)			11.9	13
Lead 210-Dissolved (pCi/L)	<1	<1	19	-1.1
Lead 210-Suspended (pCi/L)	<1	<1	11	2
Lead 210-Total (pCi/L)	<1			
Lead-Dissolved (mg/L)	0.008	<0.001	<0.001	0.002
Lead-Total (mg/L)			0.005	0.002
Magnesium-Dissolved (mg/L)	106	96.4	125	129
Manganese-Dissolved (mg/L)	1.51	1.15	1.62	1.74
Manganese-Total (mg/L)			1.82	1.65
Mercury-Dissolved (mg/L)	<0.001	<0.001	<0.001	<0.001
Mercury-Total (mg/L)	<0.0002	<0.001	<0.0001	<0.0002
Molybdenum-Dissolved (mg/L)	<0.1	<0.1	<0.1	<0.1
Molybdenum-Total (mg/L)			<0.01	<0.1
Nickel-Dissolved (mg/L)	<0.05	<0.05	<0.05	<0.05
Nickel-Total (mg/L)			<0.05	<0.05
Nitrogen, Nitrate as N (mg/L)	<0.1	<0.1	<0.1	<0.1
Nitrogen, Nitrite as N (mg/L)	<0.1	<0.1	<0.1	<0.1
Oxidation-Reduction Potential (mV)		25	-80.2	150
pH	7.03	7.03	7.25	7.82
Polonium 210-Dissolved (pCi/L)	<1	<1	1.9	-0.1



**POWERTECH (USA) INC.**

**Powertech (USA)  
Dewey-Burdock Project**

**Appendix 3.4-C - Groundwater Quality Data**

<b>Well #619</b>				
<b>Analyte</b>	<b>9/27/2007 17:45</b>	<b>11/12/2007 14:25</b>	<b>3/24/2008 15:40</b>	<b>6/17/2008 18:10</b>
Polonium 210-Suspended (pCi/L)	<1	<1	0.1	0.4
Polonium 210-Total (pCi/L)	<1			
Potassium-Dissolved (mg/L)	16.9	16.2	16.5	17.6
Radium 226-Dissolved (pCi/L)	120	100	99.7	110
Radium 226-Suspended (pCi/L)	<0.2	3.5	11.4	8.8
Radium 226-Total (pCi/L)	120			
Radon 222-Total (pCi/L)		2990	5580	5770
Selenium-Dissolved (mg/L)	<0.001	<0.001	<0.005	<0.001
Selenium-IV-Dissolved (mg/L)		<0.001	<0.001	<0.001
Selenium-Total (mg/L)			<0.001	<0.001
Selenium-VI-Dissolved (mg/L)		<0.001	<0.001	<0.001
Silica-Dissolved (mg/L)	7.5	6	8	4
Silver-Dissolved (mg/L)	<0.005	<0.005	<0.005	<0.005
Silver-Total (mg/L)			<0.005	<0.005
Sodium Adsorption Ratio (SAR) (meq/L)		1.2	1.1	1
Sodium-Dissolved (mg/L)	80	86.1	90.3	90
Solids-Total Dissolved Calculated (mg/L)	1830	1720	1980	1940
Solids-Total Dissolved TDS @ 180 C (mg/L)	2100	1900	2100	2000
Strontium-Total (mg/L)			5.2	5.4
Sulfate (mg/L)	1440	1180	1310	1230
TDS Balance (0.80 - 1.20) (dec.%)	1.14	1.09	1.05	1.02
Thallium-Total (mg/L)			<0.001	<0.001
Thorium 230-Dissolved (pCi/L)	0.5	<0.2		
Thorium 230-Suspended (pCi/L)	<0.2	0.2	0.2	
Thorium 230-Total (pCi/L)	<0.2			
Thorium 232-Dissolved (pCi/L)	<0.005	<0.005	<0.005	<0.005
Uranium-Dissolved (mg/L)	0.002	0.0015	0.0015	0.0016
Uranium-Suspended (mg/L)	<0.0003	<0.0003	<0.0003	<0.0003
Uranium-Total (mg/L)			0.0018	0.0018
Vanadium-Dissolved (mg/L)	<0.1	<0.1	<0.1	<0.1
Zinc-Dissolved (mg/L)	0.11	0.07	0.03	0.03
Zinc-Total (mg/L)			0.18	0.08





POWERTECH (USA) INC.

**Powertech (USA)  
Dewey-Burdock Project**

**Appendix 3.4-C - Groundwater Quality Data**

<b>Well #622</b>				
<b>Analyte</b>	<b>4/1/2008 14:56</b>	<b>4/21/2008 15:28</b>	<b>5/28/2008 18:26</b>	<b>6/25/2008 12:05</b>
A/C Balance (± 5) (%)	-18.5	3.01	5.53	3.53
Alkalinity-Total as CaCO <sub>3</sub> (mg/L)	164	180	178	178
Aluminum-Dissolved (mg/L)	<0.1	<0.1	<0.1	<0.1
Ammonia (mg/L)	<0.1	<0.1	<0.1	<0.1
Anions (meq/L)	13.4	14	14.1	13.9
Antimony-Total (mg/L)	<0.003	<0.003	<0.003	<0.003
Arsenic-Dissolved (mg/L)	<0.001	0.001	<0.001	<0.001
Arsenic-Total (mg/L)	0.001	0.006	0.006	0.004
Barium-Dissolved (mg/L)	<0.1	<0.1	<0.1	<0.1
Barium-Total (mg/L)	<0.1	<0.1	0.2	0.1
Beryllium-Total (mg/L)	<0.001	<0.001	<0.001	<0.001
Bicarbonate as HCO <sub>3</sub> (mg/L)	200	219	217	217
Boron-Dissolved (mg/L)	<0.1	<0.1	<0.1	<0.1
Boron-Total (mg/L)	<0.1	<0.1	0.1	<0.1
Cadmium-Dissolved (mg/L)	<0.005	<0.005	<0.005	<0.005
Cadmium-Total (mg/L)	<0.005	<0.005	<0.005	<0.005
Calcium-Dissolved (mg/L)	11.2	87.6	97.5	89.6
Carbonate as CO <sub>3</sub> (mg/L)	<5	<5	<5	<5
Cations (meq/L)	9.23	14.9	15.8	14.9
Chloride (mg/L)	12	10	10	10
Chromium-Dissolved (mg/L)	<0.05	<0.05	<0.05	<0.05
Chromium-Total (mg/L)	<0.05	<0.05	<0.05	<0.05
Conductivity @ 25 C (umhos/cm)	1260	1330	1220	1410
Copper-Dissolved (mg/L)	<0.01	<0.01	<0.01	<0.01
Copper-Total (mg/L)	<0.01	<0.01	<0.01	<0.01
Fluoride (mg/L)	0.3	0.4	0.4	0.4
Gross Alpha-Dissolved (pCi/L)	15	22.6	32.6	36.4
Gross Beta-Dissolved (pCi/L)	9.2	16.2	11.9	22.5
Gross Gamma-Dissolved (pCi/L)			150	
Iron-Dissolved (mg/L)	<0.03	0.03	<0.03	<0.03
Iron-Total (mg/L)	0.96	7.34	10.7	5.17
Lead 210-Dissolved (pCi/L)	-3.5	-4.1	1.2	-2
Lead 210-Suspended (pCi/L)			-0.9	3.5
Lead-Dissolved (mg/L)	<0.001	0.001	0.001	<0.001
Lead-Total (mg/L)	0.004	0.026	0.023	0.03
Magnesium-Dissolved (mg/L)	7.1	32	32.7	31.2
Manganese-Dissolved (mg/L)	0.02	0.18	0.2	0.19
Manganese-Total (mg/L)	0.02	0.23	0.25	0.22
Mercury-Dissolved (mg/L)	<0.001	<0.001	<0.001	<0.001
Mercury-Total (mg/L)	<0.001	<0.001	<0.0001	<0.0002
Molybdenum-Dissolved (mg/L)	<0.1	<0.1	<0.1	<0.1
Molybdenum-Total (mg/L)	<0.1	<0.1	<0.1	<0.1
Nickel-Dissolved (mg/L)	<0.05	<0.05	<0.05	<0.05
Nickel-Total (mg/L)	<0.05	<0.05	<0.05	<0.05
Nitrogen, Nitrate as N (mg/L)	<0.1	0.08	<0.1	<0.1
Nitrogen, Nitrite as N (mg/L)	<0.1	<0.05	<0.1	<0.1
Oxidation-Reduction Potential (mV)	200	340	200	240
pH	8.15	7.85	7.52	7.95



**POWERTech (USA) Inc.**

**Powertech (USA)  
Dewey-Burdock Project**

**Appendix 3.4-C - Groundwater Quality Data**

<b>Well #622</b>				
<b>Analyte</b>	<b>4/1/2008 14:56</b>	<b>4/21/2008 15:28</b>	<b>5/28/2008 18:26</b>	<b>6/25/2008 12:05</b>
Polonium 210-Dissolved (pCi/L)	0.8	1.1	-0.3	0.2
Polonium 210-Suspended (pCi/L)		2.8	2.5	1
Potassium-Dissolved (mg/L)	11.3	10.3	10.6	10.2
Radium 226-Dissolved (pCi/L)	2.3	2.7	3.2	4.1
Radium 226-Suspended (pCi/L)	0.7	0.9	1	-0.2
Radon 222-Total (pCi/L)	501	1090	804	1950
Selenium-Dissolved (mg/L)	<0.001	<0.001	<0.001	<0.001
Selenium-IV-Dissolved (mg/L)	<0.001	<0.001	<0.001	<0.001
Selenium-Total (mg/L)	<0.001	<0.001	<0.001	0.002
Selenium-VI-Dissolved (mg/L)	<0.001	<0.001	<0.001	<0.001
Silica-Dissolved (mg/L)	1.2	7.5	4	3.9
Silver-Dissolved (mg/L)	<0.005	<0.005	<0.005	<0.005
Silver-Total (mg/L)	<0.005	<0.005	<0.005	<0.005
Sodium Adsorption Ratio (SAR) (meq/L)	11	4.1	4.1	4
Sodium-Dissolved (mg/L)	179	175	182	174
Solids-Total Dissolved Calculated (mg/L)	793	931	944	914
Solids-Total Dissolved TDS @ 180 C (mg/L)	800	940	890	900
Strontium-Total (mg/L)	<0.1	1.6	1.6	1.6
Sulfate (mg/L)	470	487	493	481
TDS Balance (0.80 - 1.20) (dec.%)	1.01	1.01	0.95	0.99
Thallium-Total (mg/L)	<0.001	<0.001	<0.001	<0.001
Thorium 230-Dissolved (pCi/L)	0.1			
Thorium 230-Suspended (pCi/L)	0.2	0.1	0.1	
Thorium 232-Dissolved (pCi/L)	<0.005	<0.005	<0.005	<0.005
Uranium-Dissolved (mg/L)	<0.0003	0.0054	0.0056	0.0051
Uranium-Suspended (mg/L)	<0.0003	0.0008	0.0005	<0.0003
Uranium-Total (mg/L)	<0.0003	0.0065	0.0068	0.0059
Vanadium-Dissolved (mg/L)	<0.1	<0.1	<0.1	<0.1
Zinc-Dissolved (mg/L)	<0.01	<0.01	<0.01	0.01
Zinc-Total (mg/L)	0.03	0.22	0.25	0.13



POWERTECH (USA) INC.

Powertech (USA)  
Dewey-Burdock Project

Appendix 3.4-C - Groundwater Quality Data

Well #622								
Analyte	Mean	StDev	Q1	Median	Q3	Minimum	Maximum	n
A/C Balance ( $\pm 5$ ) (%)	-1.6075	11.31394	-13.1225	3.27	5.03	-18.5	5.53	4
Alkalinity-Total as CaCO <sub>3</sub> (mg/L)	175	7.393691	167.5	178	179.5	164	180	4
Aluminum-Dissolved (mg/L)	0.05		0.05	0.05	0.05	0.05	0.05	4
Ammonia (mg/L)	0.05		0.05	0.05	0.05	0.05	0.05	4
Anions (meq/L)	13.85	0.310913	13.525	13.95	14.075	13.4	14.1	4
Antimony-Total (mg/L)	0.0015		0.0015	0.0015	0.0015	0.0015	0.0015	4
Arsenic-Dissolved (mg/L)	0.000625	0.00025	0.0005	0.0005	0.000875	0.0005	0.001	4
Arsenic-Total (mg/L)	0.00425	0.002363	0.00175	0.005	0.006	0.001	0.006	4
Barium-Dissolved (mg/L)	0.05		0.05	0.05	0.05	0.05	0.05	4
Barium-Total (mg/L)	0.1	0.070711	0.05	0.075	0.175	0.05	0.2	4
Beryllium-Total (mg/L)	0.0005		0.0005	0.0005	0.0005	0.0005	0.0005	4
Bicarbonate as HCO <sub>3</sub> (mg/L)	213.25	8.883505	204.25	217	218.5	200	219	4
Boron-Dissolved (mg/L)	0.05		0.05	0.05	0.05	0.05	0.05	4
Boron-Total (mg/L)	0.0625	0.025	0.05	0.05	0.0875	0.05	0.1	4
Cadmium-Dissolved (mg/L)	0.0025		0.0025	0.0025	0.0025	0.0025	0.0025	4
Cadmium-Total (mg/L)	0.0025		0.0025	0.0025	0.0025	0.0025	0.0025	4
Calcium-Dissolved (mg/L)	71.475	40.41001	30.3	88.6	95.525	11.2	97.5	4
Carbonate as CO <sub>3</sub> (mg/L)	2.5		2.5	2.5	2.5	2.5	2.5	4
Cation/Anion Balance (%)								
Cations (meq/L)	13.7075	3.015	10.6475	14.9	15.575	9.23	15.8	4
Chloride (mg/L)	10.5	1	10	10	11.5	10	12	4
Chromium-Dissolved (mg/L)	0.025		0.025	0.025	0.025	0.025	0.025	4
Chromium-Total (mg/L)	0.025		0.025	0.025	0.025	0.025	0.025	4
Conductivity @ 25 C (umhos/cm)	1305	83.46656	1230	1295	1390	1220	1410	4
Copper-Dissolved (mg/L)	0.005		0.005	0.005	0.005	0.005	0.005	4
Copper-Total (mg/L)	0.005		0.005	0.005	0.005	0.005	0.005	4
Fluoride (mg/L)	0.375	0.05	0.325	0.4	0.4	0.3	0.4	4
Gross Alpha-Dissolved (pCi/L)	26.65	9.705497	16.9	27.6	35.45	15	36.4	4
Gross Beta-Dissolved (pCi/L)	14.95	5.800287	9.875	14.05	20.925	9.2	22.5	4
Gross Gamma-Dissolved (pCi/L)	37.5	75			112.5		150	4
Iron-Dissolved (mg/L)	0.01875	0.0075	0.015	0.015	0.02625	0.015	0.03	4
Iron-Total (mg/L)	6.0425	4.081212	2.0125	6.255	9.86	0.96	10.7	4
Lead-Dissolved (mg/L)	0.00075	0.000289	0.0005	0.00075	0.001	0.0005	0.001	4
Lead-Total (mg/L)	0.02075	0.011529	0.00875	0.0245	0.029	0.004	0.03	4
Lead 210-Dissolved (pCi/L)	-2.1	2.370654	-3.95	-2.75	0.4	-4.1	1.2	4
Lead 210-Suspended (pCi/L)	0.65	1.946792	-0.675		2.625	-0.9	3.5	4
Lead 210-Total (pCi/L)								
Magnesium-Dissolved (mg/L)	25.75	12.44843	13.125	31.6	32.525	7.1	32.7	4
Manganese-Dissolved (mg/L)	0.1475	0.085391	0.06	0.185	0.1975	0.02	0.2	4
Manganese-Total (mg/L)	0.18	0.107393	0.07	0.225	0.245	0.02	0.25	4
Mercury-Dissolved (mg/L)	0.0005		0.0005	0.0005	0.0005	0.0005	0.0005	4
Mercury-Total (mg/L)	0.00033	0.000233	0.000075	0.0005	0.0005	0.00005	0.0005	5
Molybdenum-Dissolved (mg/L)	0.05		0.05	0.05	0.05	0.05	0.05	4
Molybdenum-Total (mg/L)	0.05		0.05	0.05	0.05	0.05	0.05	4
Nickel-Dissolved (mg/L)	0.025		0.025	0.025	0.025	0.025	0.025	4
Nickel-Total (mg/L)	0.025		0.025	0.025	0.025	0.025	0.025	4
Nitrogen, Nitrate as N (mg/L)	0.0575	0.015	0.05	0.05	0.0725	0.05	0.08	4
Nitrogen, Nitrite as N (mg/L)	0.04375	0.0125	0.03125	0.05	0.05	0.025	0.05	4
Oxidation-Reduction Potential (mV)	245	66.08076	200	220	315	200	340	4
pH	7.8675	0.263106	7.6025	7.9	8.1	7.52	8.15	4
Polonium 210-Dissolved (pCi/L)	0.45	0.6245	-0.175	0.5	1.025	-0.3	1.1	4
Polonium 210-Suspended (pCi/L)	1.575	1.31244	0.25	1.75	2.725		2.8	4



POWERTECH (USA) INC.

**Powertech (USA)  
Dewey-Burdock Project**

**Appendix 3.4-C - Groundwater Quality Data**

<b>Well #622</b>								
Analyte	Mean	StDev	Q1	Median	Q3	Minimum	Maximum	n
Polonium 210-Total (pCi/L)								
Potassium-Dissolved (mg/L)	10.6	0.496655	10.225	10.45	11.125	10.2	11.3	4
Radium 226-Dissolved (pCi/L)	3.075	0.776209	2.4	2.95	3.875	2.3	4.1	4
Radium 226-Suspended (pCi/L)	0.6	0.547723	0.025	0.8	0.975	-0.2	1	4
Radium 226-Total (pCi/L)								
Radium 226 (pCi/L)								
Radon 222-Total (pCi/L)	1086.25	624.0355	576.75	947	1735	501	1950	4
Selenium-Dissolved (mg/L)	0.0005		0.0005	0.0005	0.0005	0.0005	0.0005	4
Selenium-IV-Dissolved (mg/L)	0.0005		0.0005	0.0005	0.0005	0.0005	0.0005	4
Selenium-Total (mg/L)	0.000875	0.00075	0.0005	0.0005	0.001625	0.0005	0.002	4
Selenium-VI-Dissolved (mg/L)	0.0005		0.0005	0.0005	0.0005	0.0005	0.0005	4
Silica-Dissolved (mg/L)	4.15	2.582634	1.875	3.95	6.625	1.2	7.5	4
Silver-Dissolved (mg/L)	0.0025		0.0025	0.0025	0.0025	0.0025	0.0025	4
Silver-Total (mg/L)	0.0025		0.0025	0.0025	0.0025	0.0025	0.0025	4
Sodium-Dissolved (mg/L)	177.5	3.696846	174.25	177	181.25	174	182	4
Sodium Adsorption Ratio (SAR) (meq/L)	5.8	3.466987	4.025	4.1	9.275	4	11	4
Solids-Total Dissolved Calculated (mg/L)	895.5	69.42862	823.25	922.5	940.75	793	944	4
Solids-Total Dissolved TDS @ 180 C (mg/L)	882.5	59.09033	822.5	895	930	800	940	4
Strontium-Total (mg/L)	1.2125	0.775	0.4375	1.6	1.6	0.05	1.6	4
Sulfate (mg/L)	482.75	9.810708	472.75	484	491.5	470	493	4
TDS Balance (0.80 - 1.20) (dec.%)	0.99	0.028284	0.96	1	1.01	0.95	1.01	4
Thallium-Total (mg/L)	0.0005		0.0005	0.0005	0.0005	0.0005	0.0005	4
Thorium 230-Dissolved (pCi/L)	0.025	0.05			0.075		0.1	4
Thorium 230-Suspended (pCi/L)	0.1	0.08165	0.025	0.1	0.175		0.2	4
Thorium 230-Total (pCi/L)								
Thorium 232-Dissolved (pCi/L)	0.0025		0.0025	0.0025	0.0025	0.0025	0.0025	4
Uranium-Dissolved (mg/L)	0.004063	0.002616	0.001388	0.00525	0.00555	0.00015	0.0056	4
Uranium-Suspended (mg/L)	0.0004	0.000314	0.00015	0.000325	0.000725	0.00015	0.0008	4
Uranium-Total (mg/L)	0.004838	0.003147	0.001588	0.0062	0.006725	0.00015	0.0068	4
Vanadium-Dissolved (mg/L)	0.05		0.05	0.05	0.05	0.05	0.05	4
Zinc-Dissolved (mg/L)	0.00625	0.0025	0.005	0.005	0.00875	0.005	0.01	4
Zinc-Total (mg/L)	0.1575	0.099121	0.055	0.175	0.2425	0.03	0.25	4



POWERTECH (USA) INC.

**Powertech (USA)  
Dewey-Burdock Project**

**Appendix 3.4-C - Groundwater Quality Data**

<b>Well #628</b>				
<b>Analyte</b>	<b>9/28/2007 9:23</b>	<b>11/14/2007 10:59</b>	<b>2/20/2008 18:30</b>	<b>5/29/2008 15:02</b>
A/C Balance ( $\pm 5$ ) (%)	-4.9	-1.74	0.362	5.86
Alkalinity-Total as CaCO <sub>3</sub> (mg/L)	134	160	162	160
Aluminum-Dissolved (mg/L)	<0.1	<0.1	<0.1	<0.1
Ammonia (mg/L)	0.6	0.2	0.2	0.2
Anions (meq/L)	23.5	14.4	17.6	15.2
Antimony-Total (mg/L)			<0.003	<0.003
Arsenic-Dissolved (mg/L)	0.001	<0.001	0.001	0.001
Arsenic-Total (mg/L)			0.001	0.004
Barium-Dissolved (mg/L)	<0.1	<0.1	<0.1	<0.1
Barium-Total (mg/L)			<0.1	<0.1
Beryllium-Total (mg/L)			<0.001	<0.001
Bicarbonate as HCO <sub>3</sub> (mg/L)	154	195	193	195
Boron-Dissolved (mg/L)	0.4	<0.1	0.2	0.2
Boron-Total (mg/L)			<0.1	0.1
Cadmium-Dissolved (mg/L)	<0.005	<0.005	<0.005	<0.005
Cadmium-Total (mg/L)			<0.005	<0.005
Calcium-Dissolved (mg/L)	24	43.2	50	40.1
Carbonate as CO <sub>3</sub> (mg/L)	<5	<5	<5	<5
Cations (meq/L)	21.3	13.9	17.8	17
Chloride (mg/L)	82	35	29	42
Chromium-Dissolved (mg/L)	<0.05	<0.05	<0.05	<0.05
Chromium-Total (mg/L)			<0.05	<0.05
Conductivity @ 25 C (umhos/cm)	2490	1800	1510	1640
Copper-Dissolved (mg/L)	<0.01	<0.01	<0.01	<0.01
Copper-Total (mg/L)			<0.01	<0.01
Fluoride (mg/L)	0.5	0.4	0.4	0.5
Gross Alpha-Dissolved (pCi/L)	29.9	83.9	64.5	39
Gross Beta-Dissolved (pCi/L)	14	47.1	19	11.4
Gross Gamma-Dissolved (pCi/L)	<20	1100	440	260
Iron-Dissolved (mg/L)	0.11	<0.03	<0.03	<0.03
Iron-Total (mg/L)			0.7	0.66
Lead 210-Dissolved (pCi/L)	<1	<1	14	0.1
Lead 210-Suspended (pCi/L)	<1	<1	1.2	0.5
Lead 210-Total (pCi/L)	<1			
Lead-Dissolved (mg/L)	<0.001	<0.001	<0.001	<0.001
Lead-Total (mg/L)			<0.001	<0.001
Magnesium-Dissolved (mg/L)	11.4	16.9	20.6	17.5
Manganese-Dissolved (mg/L)	0.06	0.15	0.09	0.08
Manganese-Total (mg/L)			0.09	0.08
Mercury-Dissolved (mg/L)	<0.001	<0.001	<0.001	<0.001
Mercury-Total (mg/L)	<0.0002	<0.001	<0.001	<0.0001
Molybdenum-Dissolved (mg/L)	<0.1	<0.1	<0.1	<0.1
Molybdenum-Total (mg/L)			<0.01	<0.1
Nickel-Dissolved (mg/L)	<0.05	<0.05	<0.05	<0.05
Nickel-Total (mg/L)			<0.05	<0.05
Nitrogen, Nitrate as N (mg/L)	<0.1	<0.1	<0.1	<0.1
Nitrogen, Nitrite as N (mg/L)	<0.1	<0.1	<0.1	<0.1
Oxidation-Reduction Potential (mV)		96	110	180



**POWERTECH (USA) INC.**

**Powertech (USA)  
Dewey-Burdock Project**

**Appendix 3.4-C - Groundwater Quality Data**

<b>Well #628</b>				
<b>Analyte</b>	<b>9/28/2007 9:23</b>	<b>11/14/2007 10:59</b>	<b>2/20/2008 18:30</b>	<b>5/29/2008 15:02</b>
pH	8.66	7.77	8.32	8.21
Polonium 210-Dissolved (pCi/L)	<1	2.7	1.3	-0.5
Polonium 210-Suspended (pCi/L)	6.4	<1	<1	0.1
Polonium 210-Total (pCi/L)	6.4			
Potassium-Dissolved (mg/L)	8.8	8.5	9.3	8.2
Radium 226-Dissolved (pCi/L)	7.4	20.7	9	6.1
Radium 226-Suspended (pCi/L)	<0.2		1.7	-0.3
Radium 226-Total (pCi/L)	6.8			
Radon 222-Total (pCi/L)		2740	4360	5040
Selenium-Dissolved (mg/L)	0.002	<0.001	<0.001	<0.001
Selenium-IV-Dissolved (mg/L)		<0.001	<0.001	<0.001
Selenium-Total (mg/L)			<0.001	<0.001
Selenium-VI-Dissolved (mg/L)		<0.001	<0.001	<0.001
Silica-Dissolved (mg/L)	4.5	7.2	5	4
Silver-Dissolved (mg/L)	<0.005	<0.005	<0.005	<0.005
Silver-Total (mg/L)			<0.005	<0.005
Sodium Adsorption Ratio (SAR) (meq/L)		7.6	9.2	10
Sodium-Dissolved (mg/L)	435	233	306	307
Solids-Total Dissolved Calculated (mg/L)	1530	923	1180	1040
Solids-Total Dissolved TDS @ 180 C (mg/L)	1800	1300	920	980
Strontium-Total (mg/L)			0.9	0.9
Sulfate (mg/L)	1030	635	651	515
TDS Balance (0.80 - 1.20) (dec.%)	1.15	1.44	0.78	0.95
Thallium-Total (mg/L)			<0.001	<0.001
Thorium 230-Dissolved (pCi/L)	<0.2	<0.2	<0.2	
Thorium 230-Suspended (pCi/L)	<0.2	0.3	<0.2	0.1
Thorium 230-Total (pCi/L)	<0.2			
Thorium 232-Dissolved (pCi/L)	<0.005	<0.005	<0.005	<0.005
Uranium-Dissolved (mg/L)	0.0017	0.0034	0.003	0.0027
Uranium-Suspended (mg/L)	<0.0003	<0.0003	<0.0003	<0.0003
Uranium-Total (mg/L)			0.0031	0.0029
Vanadium-Dissolved (mg/L)	<0.1	<0.1	<0.1	<0.1
Zinc-Dissolved (mg/L)	0.01	<0.01	<0.01	<0.01
Zinc-Total (mg/L)			<0.01	<0.01



**POWERTECH (USA) INC.**

**Powertech (USA)  
Dewey-Burdock Project**

**Appendix 3.4-C - Groundwater Quality Data**

<b>Well #628</b>								
<b>Analyte</b>	<b>Mean</b>	<b>StDev</b>	<b>Q1</b>	<b>Median</b>	<b>Q3</b>	<b>Minimum</b>	<b>Maximum</b>	<b>n</b>
A/C Balance (± 5) (%)	-0.1045	4.526388	-4.11	-0.689	4.4855	-4.9	5.86	4
Alkalinity-Total as CaCO <sub>3</sub> (mg/L)	154	13.36663	140.5	160	161.5	134	162	4
Aluminum-Dissolved (mg/L)	0.05		0.05	0.05	0.05	0.05	0.05	4
Ammonia (mg/L)	0.3	0.2	0.2	0.2	0.5	0.2	0.6	4
Anions (meq/L)	17.675	4.114507	14.6	16.4	22.025	14.4	23.5	4
Antimony-Total (mg/L)	0.0015			0.0015		0.0015	0.0015	2
Arsenic-Dissolved (mg/L)	0.000875	0.00025	0.000625	0.001	0.001	0.0005	0.001	4
Arsenic-Total (mg/L)	0.0025	0.002121		0.0025		0.001	0.004	2
Barium-Dissolved (mg/L)	0.05		0.05	0.05	0.05	0.05	0.05	4
Barium-Total (mg/L)	0.05			0.05		0.05	0.05	2
Beryllium-Total (mg/L)	0.0005			0.0005		0.0005	0.0005	2
Bicarbonate as HCO <sub>3</sub> (mg/L)	184.25	20.18869	163.75	194	195	154	195	4
Boron-Dissolved (mg/L)	0.2125	0.143614	0.0875	0.2	0.35	0.05	0.4	4
Boron-Total (mg/L)	0.075	0.035355		0.075		0.05	0.1	2
Cadmium-Dissolved (mg/L)	0.0025		0.0025	0.0025	0.0025	0.0025	0.0025	4
Cadmium-Total (mg/L)	0.0025			0.0025		0.0025	0.0025	2
Calcium-Dissolved (mg/L)	39.325	11.02161	28.025	41.65	48.3	24	50	4
Carbonate as CO <sub>3</sub> (mg/L)	2.5		2.5	2.5	2.5	2.5	2.5	4
Cation/Anion Balance (%)								
Cations (meq/L)	17.5	3.040833	14.675	17.4	20.425	13.9	21.3	4
Chloride (mg/L)	47	23.93045	30.5	38.5	72	29	82	4
Chromium-Dissolved (mg/L)	0.025		0.025	0.025	0.025	0.025	0.025	4
Chromium-Total (mg/L)	0.025			0.025		0.025	0.025	2
Conductivity @ 25 C (umhos/cm)	1860	436.4249	1542.5	1720	2317.5	1510	2490	4
Copper-Dissolved (mg/L)	0.005		0.005	0.005	0.005	0.005	0.005	4
Copper-Total (mg/L)	0.005			0.005		0.005	0.005	2
Fluoride (mg/L)	0.45	0.057735	0.4	0.45	0.5	0.4	0.5	4
Gross Alpha-Dissolved (pCi/L)	54.325	24.56045	32.175	51.75	79.05	29.9	83.9	4
Gross Beta-Dissolved (pCi/L)	22.875	16.45507	12.05	16.5	40.075	11.4	47.1	4
Gross Gamma-Dissolved (pCi/L)	452.5	466.2885	72.5	350	935	10	1100	4
Iron-Dissolved (mg/L)	0.03875	0.0475	0.015	0.015	0.08625	0.015	0.11	4
Iron-Total (mg/L)	0.68	0.028284		0.68		0.66	0.7	2
Lead-Dissolved (mg/L)	0.0005		0.0005	0.0005	0.0005	0.0005	0.0005	4
Lead-Total (mg/L)	0.0005			0.0005		0.0005	0.0005	2
Lead 210-Dissolved (pCi/L)	3.775	6.819274	0.2	0.5	10.625	0.1	14	4
Lead 210-Suspended (pCi/L)	0.675	0.35	0.5	0.5	1.025	0.5	1.2	4
Lead 210-Total (pCi/L)	0.5			0.5		0.5	0.5	1
Magnesium-Dissolved (mg/L)	16.6	3.827096	12.775	17.2	19.825	11.4	20.6	4
Manganese-Dissolved (mg/L)	0.095	0.03873	0.065	0.085	0.135	0.06	0.15	4
Manganese-Total (mg/L)	0.085	0.007071		0.085		0.08	0.09	2
Mercury-Dissolved (mg/L)	0.0005		0.0005	0.0005	0.0005	0.0005	0.0005	4
Mercury-Total (mg/L)	0.00024	0.000238	0.00005	0.0001	0.0005	0.00005	0.0005	5
Molybdenum-Dissolved (mg/L)	0.05		0.05	0.05	0.05	0.05	0.05	4
Molybdenum-Total (mg/L)	0.0275	0.03182		0.0275		0.005	0.05	2
Nickel-Dissolved (mg/L)	0.025		0.025	0.025	0.025	0.025	0.025	4
Nickel-Total (mg/L)	0.025			0.025		0.025	0.025	2
Nitrogen, Nitrate as N (mg/L)	0.05		0.05	0.05	0.05	0.05	0.05	4
Nitrogen, Nitrite as N (mg/L)	0.05		0.05	0.05	0.05	0.05	0.05	4
Oxidation-Reduction Potential (mV)	128.6667	45.0037	96	110	180	96	180	3
pH	8.24	0.367242	7.88	8.265	8.575	7.77	8.66	4



**POWERTECH (USA) INC.**

**Powertech (USA)  
Dewey-Burdock Project**

**Appendix 3.4-C - Groundwater Quality Data**

<b>Well #628</b>								
<b>Analyte</b>	<b>Mean</b>	<b>StDev</b>	<b>Q1</b>	<b>Median</b>	<b>Q3</b>	<b>Minimum</b>	<b>Maximum</b>	<b>n</b>
Polonium 210-Dissolved (pCi/L)	1	1.351542	-0.25	0.9	2.35	-0.5	2.7	4
Polonium 210-Suspended (pCi/L)	1.875	3.022554	0.2	0.5	4.925	0.1	6.4	4
Polonium 210-Total (pCi/L)	6.4			6.4		6.4	6.4	1
Potassium-Dissolved (mg/L)	8.7	0.469042	8.275	8.65	9.175	8.2	9.3	4
Radium 226-Dissolved (pCi/L)	10.8	6.705719	6.425	8.2	17.775	6.1	20.7	4
Radium 226-Suspended (pCi/L)	0.5	1.058301	-0.3	0.1	1.7	-0.3	1.7	3
Radium 226-Total (pCi/L)	6.8			6.8		6.8	6.8	1
Radium 226 (pCi/L)								
Radon 222-Total (pCi/L)	4046.667	1181.581	2740	4360	5040	2740	5040	3
Selenium-Dissolved (mg/L)	0.000875	0.00075	0.0005	0.0005	0.001625	0.0005	0.002	4
Selenium-IV-Dissolved (mg/L)	0.0005		0.0005	0.0005	0.0005	0.0005	0.0005	3
Selenium-Total (mg/L)	0.0005			0.0005		0.0005	0.0005	2
Selenium-VI-Dissolved (mg/L)	0.0005		0.0005	0.0005	0.0005	0.0005	0.0005	3
Silica-Dissolved (mg/L)	5.175	1.410378	4.125	4.75	6.65	4	7.2	4
Silver-Dissolved (mg/L)	0.0025		0.0025	0.0025	0.0025	0.0025	0.0025	4
Silver-Total (mg/L)	0.0025			0.0025		0.0025	0.0025	2
Sodium-Dissolved (mg/L)	320.25	83.98164	251.25	306.5	403	233	435	4
Sodium Adsorption Ratio (SAR) (meq/L)	8.933333	1.22202	7.6	9.2	10	7.6	10	3
Solids-Total Dissolved Calculated (mg/L)	1168.25	263.0569	952.25	1110	1442.5	923	1530	4
Solids-Total Dissolved TDS @ 180 C (mg/L)	1250	402.8234	935	1140	1675	920	1800	4
Strontium-Total (mg/L)	0.9			0.9		0.9	0.9	2
Sulfate (mg/L)	707.75	223.2418	545	643	935.25	515	1030	4
TDS Balance (0.80 - 1.20) (dec.%)	1.08	0.283666	0.8225	1.05	1.3675	0.78	1.44	4
Thallium-Total (mg/L)	0.0005			0.0005		0.0005	0.0005	2
Thorium 230-Dissolved (pCi/L)	0.075	0.05	0.025	0.1	0.1		0.1	4
Thorium 230-Suspended (pCi/L)	0.15	0.1	0.1	0.1	0.25	0.1	0.3	4
Thorium 230-Total (pCi/L)	0.1			0.1		0.1	0.1	1
Thorium 232-Dissolved (pCi/L)	0.0025		0.0025	0.0025	0.0025	0.0025	0.0025	4
Uranium-Dissolved (mg/L)	0.0027	0.000726	0.00195	0.00285	0.0033	0.0017	0.0034	4
Uranium-Suspended (mg/L)	0.00015		0.00015	0.00015	0.00015	0.00015	0.00015	4
Uranium-Total (mg/L)	0.003	0.000141		0.003		0.0029	0.0031	2
Vanadium-Dissolved (mg/L)	0.05		0.05	0.05	0.05	0.05	0.05	4
Zinc-Dissolved (mg/L)	0.00625	0.0025	0.005	0.005	0.00875	0.005	0.01	4
Zinc-Total (mg/L)	0.005			0.005		0.005	0.005	2





POWERTECH (USA) INC.

Powertech (USA)  
Dewey-Burdock Project

Appendix 3.4-C - Groundwater Quality Data

Well #631				
Analyte	9/26/2007 16:40	11/14/2007 15:20	2/20/2008 13:55	5/19/2008 11:06
A/C Balance ( $\pm 5$ ) (%)	-4.28	-3.03	-4.87	5.08
Alkalinity-Total as CaCO <sub>3</sub> (mg/L)	168	160	158	164
Aluminum-Dissolved (mg/L)	<0.1	<0.1	<0.1	<0.1
Ammonia (mg/L)	<0.1	<0.1	<0.1	<0.1
Anions (meq/L)	26.9	28.9	29.5	29.7
Antimony-Total (mg/L)			<0.003	<0.003
Arsenic-Dissolved (mg/L)	0.001	<0.001	<0.001	<0.001
Arsenic-Total (mg/L)			<0.001	0.002
Barium-Dissolved (mg/L)	<0.1	<0.1	<0.1	<0.1
Barium-Total (mg/L)			<0.1	<0.1
Beryllium-Total (mg/L)			<0.001	<0.001
Bicarbonate as HCO <sub>3</sub> (mg/L)	205	195	193	200
Boron-Dissolved (mg/L)	0.2	<0.1	0.1	0.2
Boron-Total (mg/L)			0.1	0.2
Cadmium-Dissolved (mg/L)	<0.01	<0.005	<0.005	<0.005
Cadmium-Total (mg/L)			<0.005	<0.001
Calcium-Dissolved (mg/L)	268	307	324	375
Carbonate as CO <sub>3</sub> (mg/L)	<5	<5	<5	<5
Cations (meq/L)	24.7	27.2	26.8	32.8
Chloride (mg/L)	10	10	8	10
Chromium-Dissolved (mg/L)	<0.05	<0.05	<0.05	<0.05
Chromium-Total (mg/L)			<0.05	<0.05
Conductivity @ 25 C (umhos/cm)	2180	2170	2420	2530
Copper-Dissolved (mg/L)	<0.01	<0.01	<0.01	<0.01
Copper-Total (mg/L)			<0.01	<0.01
Fluoride (mg/L)	0.3	0.3	0.2	0.5
Gross Alpha-Dissolved (pCi/L)	51	46.5	162	60.7
Gross Beta-Dissolved (pCi/L)	20.9	29.4	52.1	26.2
Gross Gamma-Dissolved (pCi/L)	520	1900	510	130
Iron-Dissolved (mg/L)	<0.03	0.84	0.57	0.39
Iron-Total (mg/L)			1.06	0.98
Lead 210-Dissolved (pCi/L)	<1	<1	6.1	0.5
Lead 210-Suspended (pCi/L)	<1	<1	7.5	-1.4
Lead 210-Total (pCi/L)	<1			
Lead-Dissolved (mg/L)	<0.05	<0.001	<0.001	<0.001
Lead-Total (mg/L)			<0.001	<0.001
Magnesium-Dissolved (mg/L)	82.9	89.3	82.6	110
Manganese-Dissolved (mg/L)	0.28	0.29	0.3	0.33
Manganese-Total (mg/L)			0.28	0.32
Mercury-Dissolved (mg/L)	<0.0002	<0.001	<0.001	<0.001
Mercury-Total (mg/L)	<0.001	<0.001	<0.001	<0.0001
Molybdenum-Dissolved (mg/L)	<0.1	<0.1	<0.1	<0.1
Molybdenum-Total (mg/L)			<0.01	<0.01
Nickel-Dissolved (mg/L)	<0.05	<0.05	<0.05	<0.05
Nickel-Total (mg/L)			<0.05	<0.05
Nitrogen, Nitrate as N (mg/L)	<0.1	<0.1	<0.1	<0.1
Nitrogen, Nitrite as N (mg/L)	<0.1	<0.1	<0.1	<0.1
Oxidation-Reduction Potential (mV)		<0	180	230



POWERTECH (USA) INC.

**Powertech (USA)  
Dewey-Burdock Project**

**Appendix 3.4-C - Groundwater Quality Data**

<b>Well #631</b>				
<b>Analyte</b>	<b>9/26/2007 16:40</b>	<b>11/14/2007 15:20</b>	<b>2/20/2008 13:55</b>	<b>5/19/2008 11:06</b>
pH	7.76	7.23	7.6	7.54
Polonium 210-Dissolved (pCi/L)	<1	3.5	<1	0.2
Polonium 210-Suspended (pCi/L)	<1	<1	<1	0.1
Polonium 210-Total (pCi/L)	<1			
Potassium-Dissolved (mg/L)	15.9	15.7	15.7	16.3
Radium 226-Dissolved (pCi/L)	12.9	9.5	19.4	22.1
Radium 226-Suspended (pCi/L)	2.3		<0.9	-0.3
Radium 226-Total (pCi/L)	15.2			
Radon 222-Total (pCi/L)		4220	3920	4430
Selenium-Dissolved (mg/L)	0.002	<0.001	<0.001	<0.005
Selenium-IV-Dissolved (mg/L)		<0.001	<0.001	<0.001
Selenium-Total (mg/L)			0.002	<0.001
Selenium-VI-Dissolved (mg/L)		<0.001	<0.001	<0.001
Silica-Dissolved (mg/L)	7.2	7.8	6.9	3.5
Silver-Dissolved (mg/L)	<0.01	<0.005	<0.005	<0.005
Silver-Total (mg/L)			<0.005	<0.005
Sodium Adsorption Ratio (SAR) (meq/L)		1.2	0.99	1.2
Sodium-Dissolved (mg/L)	92.4	92.9	77.1	107
Solids-Total Dissolved Calculated (mg/L)	1690	1830	1880	1980
Solids-Total Dissolved TDS @ 180 C (mg/L)	1900	2000	2000	2000
Strontium-Total (mg/L)			5.6	6.8
Sulfate (mg/L)	1240	1220	1250	1250
TDS Balance (0.80 - 1.20) (dec.%)	1.11	1.09	1.05	1.02
Thallium-Total (mg/L)			<0.001	<0.001
Thorium 230-Dissolved (pCi/L)	<0.2	<0.2	<0.2	0.1
Thorium 230-Suspended (pCi/L)	<0.2	<0.2	0.6	
Thorium 230-Total (pCi/L)	<0.2			
Thorium 232-Dissolved (pCi/L)	<0.001	<0.005	<0.005	<0.005
Uranium-Dissolved (mg/L)	0.0027	0.0029	0.0027	0.0026
Uranium-Suspended (mg/L)	<0.0003	<0.0003	<0.0003	<0.0003
Uranium-Total (mg/L)	0.003		0.0026	0.0028
Vanadium-Dissolved (mg/L)	<0.1	<0.1	<0.1	<0.1
Zinc-Dissolved (mg/L)	<0.01	<0.01	<0.01	<0.01
Zinc-Total (mg/L)			<0.01	0.01



POWERTECH (USA) INC.

**Powertech (USA)  
Dewey-Burdock Project**

**Appendix 3.4-C - Groundwater Quality Data**

<b>Well #631</b>								
<b>Analyte</b>	<b>Mean</b>	<b>StDev</b>	<b>Q1</b>	<b>Median</b>	<b>Q3</b>	<b>Minimum</b>	<b>Maximum</b>	<b>n</b>
A/C Balance (± %) (%)	-1.775	4.633936	-4.7225	-3.655	3.0525	-4.87	5.08	4
Alkalinity-Total as CaCO <sub>3</sub> (mg/L)	162.5	4.434712	158.5	162	167	158	168	4
Aluminum-Dissolved (mg/L)	0.05		0.05	0.05	0.05	0.05	0.05	4
Ammonia (mg/L)	0.05		0.05	0.05	0.05	0.05	0.05	4
Anions (meq/L)	28.75	1.279323	27.4	29.2	29.65	26.9	29.7	4
Antimony-Total (mg/L)	0.0015			0.0015		0.0015	0.0015	2
Arsenic-Dissolved (mg/L)	0.000625	0.00025	0.0005	0.0005	0.000875	0.0005	0.001	4
Arsenic-Total (mg/L)	0.00125	0.001061		0.00125		0.0005	0.002	2
Barium-Dissolved (mg/L)	0.05		0.05	0.05	0.05	0.05	0.05	4
Barium-Total (mg/L)	0.05			0.05		0.05	0.05	2
Beryllium-Total (mg/L)	0.0005			0.0005		0.0005	0.0005	2
Bicarbonate as HCO <sub>3</sub> (mg/L)	198.25	5.377422	193.5	197.5	203.75	193	205	4
Boron-Dissolved (mg/L)	0.1375	0.075	0.0625	0.15	0.2	0.05	0.2	4
Boron-Total (mg/L)	0.15	0.070711		0.15		0.1	0.2	2
Cadmium-Dissolved (mg/L)	0.003125	0.00125	0.0025	0.0025	0.004375	0.0025	0.005	4
Cadmium-Total (mg/L)	0.0015	0.001414		0.0015		0.0005	0.0025	2
Calcium-Dissolved (mg/L)	318.5	44.3659	277.75	315.5	362.25	268	375	4
Carbonate as CO <sub>3</sub> (mg/L)	2.5		2.5	2.5	2.5	2.5	2.5	4
Cation/Anion Balance (%)								
Cations (meq/L)	27.875	3.461575	25.225	27	31.4	24.7	32.8	4
Chloride (mg/L)	9.5	1	8.5	10	10	8	10	4
Chromium-Dissolved (mg/L)	0.025		0.025	0.025	0.025	0.025	0.025	4
Chromium-Total (mg/L)	0.025			0.025		0.025	0.025	2
Conductivity @ 25 C (umhos/cm)	2325	178.9786	2172.5	2300	2502.5	2170	2530	4
Copper-Dissolved (mg/L)	0.005		0.005	0.005	0.005	0.005	0.005	4
Copper-Total (mg/L)	0.005			0.005		0.005	0.005	2
Fluoride (mg/L)	0.325	0.125831	0.225	0.3	0.45	0.2	0.5	4
Gross Alpha-Dissolved (pCi/L)	80.05	54.95371	47.625	55.85	136.675	46.5	162	4
Gross Beta-Dissolved (pCi/L)	32.15	13.75415	22.225	27.8	46.425	20.9	52.1	4
Gross Gamma-Dissolved (pCi/L)	765	778.1388	225	515	1555	130	1900	4
Iron-Dissolved (mg/L)	0.45375	0.346058	0.10875	0.48	0.7725	0.015	0.84	4
Iron-Total (mg/L)	1.02	0.056569		1.02		0.98	1.06	2
Lead-Dissolved (mg/L)	0.006625	0.01225	0.0005	0.0005	0.018875	0.0005	0.025	4
Lead-Total (mg/L)	0.0005			0.0005		0.0005	0.0005	2
Lead 210-Dissolved (pCi/L)	1.9	2.8	0.5	0.5	4.7	0.5	6.1	4
Lead 210-Suspended (pCi/L)	1.775	3.920353	-0.925	0.5	5.75	-1.4	7.5	4
Lead 210-Total (pCi/L)	0.5			0.5		0.5	0.5	1
Magnesium-Dissolved (mg/L)	91.2	12.90865	82.675	86.1	104.825	82.6	110	4
Manganese-Dissolved (mg/L)	0.3	0.021602	0.2825	0.295	0.3225	0.28	0.33	4
Manganese-Total (mg/L)	0.3	0.028284		0.3		0.28	0.32	2
Mercury-Dissolved (mg/L)	0.0004	0.0002	0.0002	0.0005	0.0005	0.0001	0.0005	4
Mercury-Total (mg/L)	0.000388	0.000225	0.000163	0.0005	0.0005	0.00005	0.0005	4
Molybdenum-Dissolved (mg/L)	0.05		0.05	0.05	0.05	0.05	0.05	4
Molybdenum-Total (mg/L)	0.005			0.005		0.005	0.005	2
Nickel-Dissolved (mg/L)	0.025		0.025	0.025	0.025	0.025	0.025	4
Nickel-Total (mg/L)	0.025			0.025		0.025	0.025	2
Nitrogen, Nitrate as N (mg/L)	0.05		0.05	0.05	0.05	0.05	0.05	4
Nitrogen, Nitrite as N (mg/L)	0.05		0.05	0.05	0.05	0.05	0.05	4



POWERTECH (USA) INC.

**Powertech (USA)  
Dewey-Burdock Project**

**Appendix 3.4-C - Groundwater Quality Data**

<b>Well #631</b>								
<b>Analyte</b>	<b>Mean</b>	<b>StDev</b>	<b>Q1</b>	<b>Median</b>	<b>Q3</b>	<b>Minimum</b>	<b>Maximum</b>	<b>n</b>
Oxidation-Reduction Potential (mV)	136.6667	120.9683		180	230		230	3
pH	7.5325	0.222017	7.3075	7.57	7.72	7.23	7.76	4
Polonium 210-Dissolved (pCi/L)	1.175	1.556438	0.275	0.5	2.75	0.2	3.5	4
Polonium 210-Suspended (pCi/L)	0.4	0.2	0.2	0.5	0.5	0.1	0.5	4
Polonium 210-Total (pCi/L)	0.5			0.5		0.5	0.5	1
Potassium-Dissolved (mg/L)	15.9	0.282843	15.7	15.8	16.2	15.7	16.3	4
Radium 226-Dissolved (pCi/L)	15.975	5.791589	10.35	16.15	21.425	9.5	22.1	4
Radium 226-Suspended (pCi/L)	0.816667	1.33822	-0.3	0.45	2.3	-0.3	2.3	3
Radium 226-Total (pCi/L)	15.2			15.2		15.2	15.2	1
Radium 226 (pCi/L)								
Radon 222-Total (pCi/L)	4190	256.3201	3920	4220	4430	3920	4430	3
Selenium-Dissolved (mg/L)	0.001375	0.001031	0.0005	0.00125	0.002375	0.0005	0.0025	4
Selenium-IV-Dissolved (mg/L)	0.0005		0.0005	0.0005	0.0005	0.0005	0.0005	3
Selenium-Total (mg/L)	0.00125	0.001061		0.00125		0.0005	0.002	2
Selenium-VI-Dissolved (mg/L)	0.0005		0.0005	0.0005	0.0005	0.0005	0.0005	3
Silica-Dissolved (mg/L)	6.35	1.936492	4.35	7.05	7.65	3.5	7.8	4
Silver-Dissolved (mg/L)	0.003125	0.00125	0.0025	0.0025	0.004375	0.0025	0.005	4
Silver-Total (mg/L)	0.0025			0.0025		0.0025	0.0025	2
Sodium-Dissolved (mg/L)	92.35	12.21324	80.925	92.65	103.475	77.1	107	4
Sodium Adsorption Ratio (SAR) (meq/L)	1.13	0.121244	0.99	1.2	1.2	0.99	1.2	3
Solids-Total Dissolved Calculated (mg/L)	1845	120.6924	1725	1855	1955	1690	1980	4
Solids-Total Dissolved TDS @ 180 C (mg/L)	1975	50	1925	2000	2000	1900	2000	4
Strontium-Total (mg/L)	6.2	0.848528		6.2		5.6	6.8	2
Sulfate (mg/L)	1240	14.14214	1225	1245	1250	1220	1250	4
TDS Balance (0.80 - 1.20) (dec.%)	1.0675	0.040311	1.0275	1.07	1.105	1.02	1.11	4
Thallium-Total (mg/L)	0.0005			0.0005		0.0005	0.0005	2
Thorium 230-Dissolved (pCi/L)	0.1		0.1	0.1	0.1	0.1	0.1	4
Thorium 230-Suspended (pCi/L)	0.2	0.270801	0.025	0.1	0.475		0.6	4
Thorium 230-Total (pCi/L)	0.1			0.1		0.1	0.1	1
Thorium 232-Dissolved (pCi/L)	0.002	0.001	0.001	0.0025	0.0025	0.0005	0.0025	4
Uranium-Dissolved (mg/L)	0.002725	0.000126	0.002625	0.0027	0.00285	0.0026	0.0029	4
Uranium-Suspended (mg/L)	0.00015		0.00015	0.00015	0.00015	0.00015	0.00015	4
Uranium-Total (mg/L)	0.0028	0.0002	0.0026	0.0028	0.003	0.0026	0.003	3
Vanadium-Dissolved (mg/L)	0.05		0.05	0.05	0.05	0.05	0.05	4
Zinc-Dissolved (mg/L)	0.005		0.005	0.005	0.005	0.005	0.005	4
Zinc-Total (mg/L)	0.0075	0.003536		0.0075		0.005	0.01	2



POWERTECH (USA) INC.

**Powertech (USA)  
Dewey-Burdock Project**

**Appendix 3.4-C - Groundwater Quality Data**

<b>Well #635</b>				
<b>Analyte</b>	<b>9/26/2007 18:08</b>	<b>11/27/2007 8:25</b>	<b>2/10/2008 14:55</b>	<b>4/29/2008 19:00</b>
A/C Balance (± 5) (%)	-1.14	-0.831	-0.25	3.52
Alkalinity-Total as CaCO <sub>3</sub> (mg/L)	124	118	120	118
Aluminum-Dissolved (mg/L)	<0.1	<0.1	<0.1	<0.1
Ammonia (mg/L)	0.1	0.4	0.5	0.5
Anions (meq/L)	30.4	31.6	33.7	32.8
Antimony-Total (mg/L)			<0.003	<0.003
Arsenic-Dissolved (mg/L)	<0.001	<0.001	<0.001	<0.001
Arsenic-Total (mg/L)			<0.001	0.001
Barium-Dissolved (mg/L)	<0.1	<0.1	<0.1	<0.1
Barium-Total (mg/L)			<0.1	<0.1
Beryllium-Total (mg/L)			<0.001	<0.001
Bicarbonate as HCO <sub>3</sub> (mg/L)	151	144	146	144
Boron-Dissolved (mg/L)	0.4	0.4	0.5	0.4
Boron-Total (mg/L)			0.5	0.4
Cadmium-Dissolved (mg/L)	<0.005	<0.005	<0.005	<0.005
Cadmium-Total (mg/L)			<0.005	<0.005
Calcium-Dissolved (mg/L)	110	120	132	136
Carbonate as CO <sub>3</sub> (mg/L)	<5	<5	<5	<5
Cations (meq/L)	29.8	31.1	33.5	35.2
Chloride (mg/L)	24	23	26	20
Chromium-Dissolved (mg/L)	<0.05	<0.05	<0.05	<0.05
Chromium-Total (mg/L)			<0.05	<0.05
Conductivity @ 25 C (umhos/cm)	2890	2830	2950	2810
Copper-Dissolved (mg/L)	<0.01	<0.01	<0.01	<0.01
Copper-Total (mg/L)			<0.01	<0.01
Fluoride (mg/L)	0.3	0.3	0.4	0.4
Gross Alpha-Dissolved (pCi/L)	2.5	4.4	14.8	13.2
Gross Beta-Dissolved (pCi/L)	4.3	6.3	10	-8
Gross Gamma-Dissolved (pCi/L)	960	1000	91	
Iron-Dissolved (mg/L)	<0.03	<0.03	<0.03	<0.03
Iron-Total (mg/L)			1.11	1.08
Lead 210-Dissolved (pCi/L)	<1	1.7	<1	
Lead 210-Suspended (pCi/L)	<1	5.1	<1	-9.6
Lead 210-Total (pCi/L)	<1			
Lead-Dissolved (mg/L)	<0.001	0.003	<0.001	<0.001
Lead-Total (mg/L)			<0.001	<0.001
Magnesium-Dissolved (mg/L)	44.3	49	52.3	54.1
Manganese-Dissolved (mg/L)	0.06	0.07	0.06	0.06
Manganese-Total (mg/L)			0.06	0.05
Mercury-Dissolved (mg/L)	<0.001	<0.001	<0.001	<0.001
Mercury-Total (mg/L)	<0.0002	<0.001	<0.001	<0.001
Molybdenum-Dissolved (mg/L)	<0.1	<0.1	<0.1	<0.1
Molybdenum-Total (mg/L)			0.01	<0.1
Nickel-Dissolved (mg/L)	<0.05	<0.05	<0.05	<0.05
Nickel-Total (mg/L)			<0.05	<0.05
Nitrogen, Nitrate as N (mg/L)	<0.1	<0.1	<0.1	<0.05
Nitrogen, Nitrite as N (mg/L)	<0.1	<0.1	<0.1	<0.05
Oxidation-Reduction Potential (mV)		270	129.4	180



POWERTECH (USA) INC.

**Powertech (USA)  
Dewey-Burdock Project**

**Appendix 3.4-C - Groundwater Quality Data**

<b>Well #635</b>				
<b>Analyte</b>	<b>9/26/2007 18:08</b>	<b>11/27/2007 8:25</b>	<b>2/10/2008 14:55</b>	<b>4/29/2008 19:00</b>
pH	7.72	7.64	7.91	8.2
Polonium 210-Dissolved (pCi/L)	<1	1.9	<1	1.1
Polonium 210-Suspended (pCi/L)	<1	<1	<1	
Polonium 210-Total (pCi/L)	<1			
Potassium-Dissolved (mg/L)	7.8	8.3	8.2	7.3
Radium 226-Dissolved (pCi/L)	1.6	0.8	1.3	
Radium 226-Suspended (pCi/L)	0.8	<0.2	0.6	0.3
Radium 226-Total (pCi/L)	2.4			
Radon 222-Total (pCi/L)		902	806	1070
Selenium-Dissolved (mg/L)	0.001	<0.001	<0.001	<0.001
Selenium-IV-Dissolved (mg/L)		0.001	<0.001	<0.001
Selenium-Total (mg/L)			<0.001	0.001
Selenium-VI-Dissolved (mg/L)		<0.001	<0.001	<0.001
Silica-Dissolved (mg/L)	8.6	9	10	4.9
Silver-Dissolved (mg/L)	<0.005	<0.005	<0.005	<0.005
Silver-Total (mg/L)			<0.005	<0.005
Sodium Adsorption Ratio (SAR) (meq/L)		9.3	9.6	10
Sodium-Dissolved (mg/L)	470	480	515	545
Solids-Total Dissolved Calculated (mg/L)	2040	2120	2270	2280
Solids-Total Dissolved TDS @ 180 C (mg/L)	2200	2300	2300	2200
Strontium-Total (mg/L)			4.2	4.6
Sulfate (mg/L)	1500	1370	1470	1430
TDS Balance (0.80 - 1.20) (dec.%)	1.09	1.08	1.03	0.98
Thallium-Total (mg/L)			<0.001	<0.001
Thorium 230-Dissolved (pCi/L)	<0.2	<0.2	<0.2	0.2
Thorium 230-Suspended (pCi/L)	<0.2	<0.2	<0.2	0.1
Thorium 230-Total (pCi/L)	<0.2			
Thorium 232-Dissolved (pCi/L)	<0.005	<0.005	<0.005	<0.005
Uranium-Dissolved (mg/L)	0.002	0.002	0.0021	0.0017
Uranium-Suspended (mg/L)	<0.0003	<0.0003	<0.0003	<0.0003
Uranium-Total (mg/L)	0.002		0.0021	0.0017
Vanadium-Dissolved (mg/L)	<0.1	<0.1	<0.1	<0.1
Zinc-Dissolved (mg/L)	<0.01	0.02	<0.01	<0.01
Zinc-Total (mg/L)			<0.01	<0.01



POWERTECH (USA) INC.

**Powertech (USA)  
Dewey-Burdock Project**

**Appendix 3.4-C - Groundwater Quality Data**

<b>Well #635</b>								
<b>Analyte</b>	<b>Mean</b>	<b>StDev</b>	<b>Q1</b>	<b>Median</b>	<b>Q3</b>	<b>Minimum</b>	<b>Maximum</b>	<b>n</b>
A/C Balance (± 5) (%)	0.32475	2.161883	-1.06275	-0.5405	2.5775	-1.14	3.52	4
Alkalinity-Total as CaCO <sub>3</sub> (mg/L)	120	2.828427	118	119	123	118	124	4
Aluminum-Dissolved (mg/L)	0.05		0.05	0.05	0.05	0.05	0.05	4
Ammonia (mg/L)	0.375	0.189297	0.175	0.45	0.5	0.1	0.5	4
Anions (meq/L)	32.125	1.436141	30.7	32.2	33.475	30.4	33.7	4
Antimony-Total (mg/L)	0.0015			0.0015		0.0015	0.0015	2
Arsenic-Dissolved (mg/L)	0.0005		0.0005	0.0005	0.0005	0.0005	0.0005	4
Arsenic-Total (mg/L)	0.00075	0.000354		0.00075		0.0005	0.001	2
Barium-Dissolved (mg/L)	0.05		0.05	0.05	0.05	0.05	0.05	4
Barium-Total (mg/L)	0.05			0.05		0.05	0.05	2
Beryllium-Total (mg/L)	0.0005			0.0005		0.0005	0.0005	2
Bicarbonate as HCO <sub>3</sub> (mg/L)	146.25	3.304038	144	145	149.75	144	151	4
Boron-Dissolved (mg/L)	0.425	0.05	0.4	0.4	0.475	0.4	0.5	4
Boron-Total (mg/L)	0.45	0.070711		0.45		0.4	0.5	2
Cadmium-Dissolved (mg/L)	0.0025		0.0025	0.0025	0.0025	0.0025	0.0025	4
Cadmium-Total (mg/L)	0.0025			0.0025		0.0025	0.0025	2
Calcium-Dissolved (mg/L)	124.5	11.81807	112.5	126	135	110	136	4
Carbonate as CO <sub>3</sub> (mg/L)	2.5		2.5	2.5	2.5	2.5	2.5	4
Cation/Anion Balance (%)								
Cations (meq/L)	32.4	2.415229	30.125	32.3	34.775	29.8	35.2	4
Chloride (mg/L)	23.25	2.5	20.75	23.5	25.5	20	26	4
Chromium-Dissolved (mg/L)	0.025		0.025	0.025	0.025	0.025	0.025	4
Chromium-Total (mg/L)	0.025			0.025		0.025	0.025	2
Conductivity @ 25 C (umhos/cm)	2870	63.24555	2815	2860	2935	2810	2950	4
Copper-Dissolved (mg/L)	0.005		0.005	0.005	0.005	0.005	0.005	4
Copper-Total (mg/L)	0.005			0.005		0.005	0.005	2
Fluoride (mg/L)	0.35	0.057735	0.3	0.35	0.4	0.3	0.4	4
Gross Alpha-Dissolved (pCi/L)	8.725	6.174882	2.975	8.8	14.4	2.5	14.8	4
Gross Beta-Dissolved (pCi/L)	3.15	7.799359	-4.925	5.3	9.075	-8	10	4
Gross Gamma-Dissolved (pCi/L)	512.75	541.0578	22.75	525.5	990		1000	4
Iron-Dissolved (mg/L)	0.015		0.015	0.015	0.015	0.015	0.015	4
Iron-Total (mg/L)	1.095	0.021213		1.095		1.08	1.11	2
Lead-Dissolved (mg/L)	0.001125	0.00125	0.0005	0.0005	0.002375	0.0005	0.003	4
Lead-Total (mg/L)	0.0005			0.0005		0.0005	0.0005	2
Lead 210-Dissolved (pCi/L)	0.675	0.722842	0.125	0.5	1.4		1.7	4
Lead 210-Suspended (pCi/L)	-0.875	6.207724	-7.075	0.5	3.95	-9.6	5.1	4
Lead 210-Total (pCi/L)	0.5			0.5		0.5	0.5	1
Magnesium-Dissolved (mg/L)	49.925	4.303777	45.475	50.65	53.65	44.3	54.1	4
Manganese-Dissolved (mg/L)	0.0625	0.005	0.06	0.06	0.0675	0.06	0.07	4
Manganese-Total (mg/L)	0.055	0.007071		0.055		0.05	0.06	2
Mercury-Dissolved (mg/L)	0.0005		0.0005	0.0005	0.0005	0.0005	0.0005	4
Mercury-Total (mg/L)	0.00033	0.000233	0.000075	0.0005	0.0005	0.00005	0.0005	5
Molybdenum-Dissolved (mg/L)	0.05		0.05	0.05	0.05	0.05	0.05	4
Molybdenum-Total (mg/L)	0.03	0.028284		0.03		0.01	0.05	2
Nickel-Dissolved (mg/L)	0.025		0.025	0.025	0.025	0.025	0.025	4
Nickel-Total (mg/L)	0.025			0.025		0.025	0.025	2
Nitrogen, Nitrate as N (mg/L)	0.04375	0.0125	0.03125	0.05	0.05	0.025	0.05	4
Nitrogen, Nitrite as N (mg/L)	0.04375	0.0125	0.03125	0.05	0.05	0.025	0.05	4



POWERTECH (USA) INC.

**Powertech (USA)  
Dewey-Burdock Project**

**Appendix 3.4-C - Groundwater Quality Data**

<b>Well #635</b>								
<b>Analyte</b>	<b>Mean</b>	<b>StDev</b>	<b>Q1</b>	<b>Median</b>	<b>Q3</b>	<b>Minimum</b>	<b>Maximum</b>	<b>n</b>
Oxidation-Reduction Potential (mV)	193.1333	71.21414	129.4	180	270	129.4	270	3
pH	7.8675	0.248914	7.66	7.815	8.1275	7.64	8.2	4
Polonium 210-Dissolved (pCi/L)	1	0.663325	0.5	0.8	1.7	0.5	1.9	4
Polonium 210-Suspended (pCi/L)	0.375	0.25	0.125	0.5	0.5		0.5	4
Polonium 210-Total (pCi/L)	0.5			0.5		0.5	0.5	1
Potassium-Dissolved (mg/L)	7.9	0.454606	7.425	8	8.275	7.3	8.3	4
Radium 226-Dissolved (pCi/L)	1.233333	0.404145	0.8	1.3	1.6	0.8	1.6	3
Radium 226-Suspended (pCi/L)	0.45	0.310913	0.15	0.45	0.75	0.1	0.8	4
Radium 226-Total (pCi/L)	2.4			2.4		2.4	2.4	1
Radium 226 (pCi/L)								
Radon 222-Total (pCi/L)	926	133.6263	806	902	1070	806	1070	3
Selenium-Dissolved (mg/L)	0.000625	0.00025	0.0005	0.0005	0.000875	0.0005	0.001	4
Selenium-IV-Dissolved (mg/L)	0.000667	0.000289	0.0005	0.0005	0.001	0.0005	0.001	3
Selenium-Total (mg/L)	0.00075	0.000354		0.00075		0.0005	0.001	2
Selenium-VI-Dissolved (mg/L)	0.0005		0.0005	0.0005	0.0005	0.0005	0.0005	3
Silica-Dissolved (mg/L)	8.125	2.229163	5.825	8.8	9.75	4.9	10	4
Silver-Dissolved (mg/L)	0.0025		0.0025	0.0025	0.0025	0.0025	0.0025	4
Silver-Total (mg/L)	0.0025			0.0025		0.0025	0.0025	2
Sodium-Dissolved (mg/L)	502.5	34.27827	472.5	497.5	537.5	470	545	4
Sodium Adsorption Ratio (SAR) (meq/L)	9.633333	0.351188	9.3	9.6	10	9.3	10	3
Solids-Total Dissolved Calculated (mg/L)	2177.5	117.2959	2060	2195	2277.5	2040	2280	4
Solids-Total Dissolved TDS @ 180 C (mg/L)	2250	57.73503	2200	2250	2300	2200	2300	4
Strontium-Total (mg/L)	4.4	0.282843		4.4		4.2	4.6	2
Sulfate (mg/L)	1442.5	56.19905	1385	1450	1492.5	1370	1500	4
TDS Balance (0.80 - 1.20) (dec.%)	1.045	0.050662	0.9925	1.055	1.0875	0.98	1.09	4
Thallium-Total (mg/L)	0.0005			0.0005		0.0005	0.0005	2
Thorium 230-Dissolved (pCi/L)	0.125	0.05	0.1	0.1	0.175	0.1	0.2	4
Thorium 230-Suspended (pCi/L)	0.1		0.1	0.1	0.1	0.1	0.1	4
Thorium 230-Total (pCi/L)	0.1			0.1		0.1	0.1	1
Thorium 232-Dissolved (pCi/L)	0.0025		0.0025	0.0025	0.0025	0.0025	0.0025	4
Uranium-Dissolved (mg/L)	0.00195	0.000173	0.001775	0.002	0.002075	0.0017	0.0021	4
Uranium-Suspended (mg/L)	0.00015		0.00015	0.00015	0.00015	0.00015	0.00015	4
Uranium-Total (mg/L)	0.001933	0.000208	0.0017	0.002	0.0021	0.0017	0.0021	3
Vanadium-Dissolved (mg/L)	0.05		0.05	0.05	0.05	0.05	0.05	4
Zinc-Dissolved (mg/L)	0.00875	0.0075	0.005	0.005	0.01625	0.005	0.02	4
Zinc-Total (mg/L)	0.005			0.005		0.005	0.005	2





POWERTECH (USA) INC.

**Powertech (USA)  
Dewey-Burdock Project**

**Appendix 3.4-C - Groundwater Quality Data**

<b>Well #650</b>				
<b>Analyte</b>	<b>9/28/2007 19:00</b>	<b>11/12/2007 15:30</b>	<b>3/24/2008 9:00</b>	<b>5/30/2008 16:30</b>
A/C Balance (± 5) (%)	-3.87	4.96	-5.85	-1.4
Alkalinity-Total as CaCO <sub>3</sub> (mg/L)	116	108	30	30
Aluminum-Dissolved (mg/L)	0.6	<0.1	<0.1	<0.1
Ammonia (mg/L)	0.6	0.6	0.4	0.4
Anions (meq/L)	25.9	23.5	17.8	18.2
Antimony-Total (mg/L)			<0.003	<0.003
Arsenic-Dissolved (mg/L)	0.002	<0.001	<0.001	<0.001
Arsenic-Total (mg/L)			0.001	0.002
Barium-Dissolved (mg/L)	<0.1	<0.1	<0.1	<0.1
Barium-Total (mg/L)			<0.1	<0.1
Beryllium-Total (mg/L)			<0.001	<0.001
Bicarbonate as HCO <sub>3</sub> (mg/L)	141	132	37	37
Boron-Dissolved (mg/L)	<0.1	<0.1	0.1	0.1
Boron-Total (mg/L)			0.1	0.1
Cadmium-Dissolved (mg/L)	<0.005	<0.005	<0.005	<0.005
Cadmium-Total (mg/L)			<0.001	<0.005
Calcium-Dissolved (mg/L)	219	221	101	125
Carbonate as CO <sub>3</sub> (mg/L)	<5	<5	<5	<5
Cations (meq/L)	23.9	26	15.9	17.7
Chloride (mg/L)	17	16	19	16
Chromium-Dissolved (mg/L)	<0.05	<0.05	<0.05	<0.05
Chromium-Total (mg/L)			<0.05	<0.05
Conductivity @ 25 C (umhos/cm)	2260	1770	1540	1700
Copper-Dissolved (mg/L)	<0.01	<0.01	<0.01	<0.01
Copper-Total (mg/L)			0.08	<0.01
Fluoride (mg/L)	<0.1	<0.1	0.1	0.1
Gross Alpha-Dissolved (pCi/L)	13.1	5.6	2.9	2.1
Gross Beta-Dissolved (pCi/L)	20.9	20.1	12.5	10.8
Gross Gamma-Dissolved (pCi/L)	1100	2200	<20	
Iron-Dissolved (mg/L)	13.2	0.68	0.06	0.1
Iron-Total (mg/L)			7.59	8.99
Lead 210-Dissolved (pCi/L)	<1	1.4	24	1.5
Lead 210-Suspended (pCi/L)	<1	<1	12	6.2
Lead 210-Total (pCi/L)	<1			
Lead-Dissolved (mg/L)	<0.001	<0.001	<0.001	<0.001
Lead-Total (mg/L)			0.05	0.002
Magnesium-Dissolved (mg/L)	85.2	100	62.3	70.6
Manganese-Dissolved (mg/L)	2.44	1.39	0.43	0.94
Manganese-Total (mg/L)			0.56	0.66
Mercury-Dissolved (mg/L)	<0.001	<0.001	<0.001	<0.001
Mercury-Total (mg/L)	<0.0002	<0.001	<0.0001	<0.0001
Molybdenum-Dissolved (mg/L)	<0.1	<0.1	<0.1	<0.1
Molybdenum-Total (mg/L)			<0.01	<0.1
Nickel-Dissolved (mg/L)	<0.05	<0.05	<0.05	<0.05
Nickel-Total (mg/L)			<0.05	<0.05
Nitrogen, Nitrate as N (mg/L)	<0.1	<0.1	<0.1	<0.1
Nitrogen, Nitrite as N (mg/L)	<0.1	<0.1	<0.1	<0.1
Oxidation-Reduction Potential (mV)		190	120	200



POWERTECH (USA) INC.

Powertech (USA)  
Dewey-Burdock Project

Appendix 3.4-C - Groundwater Quality Data

Well #650				
Analyte	9/28/2007 19:00	11/12/2007 15:30	3/24/2008 9:00	5/30/2008 16:30
pH	7.04	7.22	7.4	7.3
Polonium 210-Dissolved (pCi/L)	<1	<1	0.4	-0.2
Polonium 210-Suspended (pCi/L)	<1	<1	1.2	0.2
Polonium 210-Total (pCi/L)	<1			
Potassium-Dissolved (mg/L)	17.6	18.1	14.5	15.6
Radium 226-Dissolved (pCi/L)	2.7	2.4	1.4	1.2
Radium 226-Suspended (pCi/L)	0.6	<0.2	0.7	-0.02
Radium 226-Total (pCi/L)	3.2			
Radon 222-Total (pCi/L)		134	202	254
Selenium-Dissolved (mg/L)	0.002	<0.001	<0.005	<0.001
Selenium-IV-Dissolved (mg/L)		<0.001	<0.001	<0.001
Selenium-Total (mg/L)			<0.001	<0.001
Selenium-VI-Dissolved (mg/L)		<0.001	<0.001	<0.001
Silica-Dissolved (mg/L)	2.7	1.1	0.9	<0.5
Silver-Dissolved (mg/L)	<0.005	<0.005	<0.005	<0.005
Silver-Total (mg/L)			<0.005	<0.005
Sodium Adsorption Ratio (SAR) (meq/L)		1.9	2.3	2.1
Sodium-Dissolved (mg/L)	110	139	121	119
Solids-Total Dissolved Calculated (mg/L)	1630	1560	1140	1190
Solids-Total Dissolved TDS @ 180 C (mg/L)	2000	1600	1300	1400
Strontium-Total (mg/L)			2.1	2.6
Sulfate (mg/L)	1320	1000	801	825
TDS Balance (0.80 - 1.20) (dec.%)	1.21	1.01	1.11	1.13
Thallium-Total (mg/L)			<0.001	<0.001
Thorium 230-Dissolved (pCi/L)	<0.2	<0.2	0.4	
Thorium 230-Suspended (pCi/L)	<0.2	<0.2	0.8	0.2
Thorium 230-Total (pCi/L)	<0.2			
Thorium 232-Dissolved (pCi/L)	<0.005	<0.005	<0.005	<0.005
Uranium-Dissolved (mg/L)	0.0019	<0.0003	<0.0003	<0.0003
Uranium-Suspended (mg/L)	0.0014	<0.0003	0.0033	<0.0003
Uranium-Total (mg/L)			0.0004	<0.0003
Vanadium-Dissolved (mg/L)	<0.1	<0.1	<0.1	<0.1
Zinc-Dissolved (mg/L)	0.02	<0.01	<0.01	<0.01
Zinc-Total (mg/L)			0.07	0.02



POWERTECH (USA) INC.

**Powertech (USA)  
Dewey-Burdock Project**

**Appendix 3.4-C - Groundwater Quality Data**

<b>Well #650</b>								
<b>Analyte</b>	<b>Mean</b>	<b>StDev</b>	<b>Q1</b>	<b>Median</b>	<b>Q3</b>	<b>Minimum</b>	<b>Maximum</b>	<b>n</b>
A/C Balance (± 5) (%)	-1.54	4.700163	-5.355	-2.635	3.37	-5.85	4.96	4
Alkalinity-Total as CaCO <sub>3</sub> (mg/L)	71	47.45524	30	69	114	30	116	4
Aluminum-Dissolved (mg/L)	0.1875	0.275	0.05	0.05	0.4625	0.05	0.6	4
Ammonia (mg/L)	0.5	0.11547	0.4	0.5	0.6	0.4	0.6	4
Anions (meq/L)	21.35	3.993745	17.9	20.85	25.3	17.8	25.9	4
Antimony-Total (mg/L)	0.0015			0.0015		0.0015	0.0015	2
Arsenic-Dissolved (mg/L)	0.000875	0.00075	0.0005	0.0005	0.001625	0.0005	0.002	4
Arsenic-Total (mg/L)	0.0015	0.000707		0.0015		0.001	0.002	2
Barium-Dissolved (mg/L)	0.05		0.05	0.05	0.05	0.05	0.05	4
Barium-Total (mg/L)	0.05			0.05		0.05	0.05	2
Beryllium-Total (mg/L)	0.0005			0.0005		0.0005	0.0005	2
Bicarbonate as HCO <sub>3</sub> (mg/L)	86.75	57.56373	37	84.5	138.75	37	141	4
Boron-Dissolved (mg/L)	0.075	0.028868	0.05	0.075	0.1	0.05	0.1	4
Boron-Total (mg/L)	0.1			0.1		0.1	0.1	2
Cadmium-Dissolved (mg/L)	0.0025		0.0025	0.0025	0.0025	0.0025	0.0025	4
Cadmium-Total (mg/L)	0.0015	0.001414		0.0015		0.0005	0.0025	2
Calcium-Dissolved (mg/L)	166.5	62.55398	107	172	220.5	101	221	4
Carbonate as CO <sub>3</sub> (mg/L)	2.5		2.5	2.5	2.5	2.5	2.5	4
Cation/Anion Balance (%)								
Cations (meq/L)	20.875	4.838991	16.35	20.8	25.475	15.9	26	4
Chloride (mg/L)	17	1.414214	16	16.5	18.5	16	19	4
Chromium-Dissolved (mg/L)	0.025		0.025	0.025	0.025	0.025	0.025	4
Chromium-Total (mg/L)	0.025			0.025		0.025	0.025	2
Conductivity @ 25 C (umhos/cm)	1817.5	310.309	1580	1735	2137.5	1540	2260	4
Copper-Dissolved (mg/L)	0.005		0.005	0.005	0.005	0.005	0.005	4
Copper-Total (mg/L)	0.0425	0.053033		0.0425		0.005	0.08	2
Fluoride (mg/L)	0.075	0.028868	0.05	0.075	0.1	0.05	0.1	4
Gross Alpha-Dissolved (pCi/L)	5.925	5.012235	2.3	4.25	11.225	2.1	13.1	4
Gross Beta-Dissolved (pCi/L)	16.075	5.166801	11.225	16.3	20.7	10.8	20.9	4
Gross Gamma-Dissolved (pCi/L)	827.5	1050.567	2.5	555	1925		2200	4
Iron-Dissolved (mg/L)	3.51	6.46621	0.07	0.39	10.07	0.06	13.2	4
Iron-Total (mg/L)	8.29	0.989949		8.29		7.59	8.99	2
Lead-Dissolved (mg/L)	0.0005		0.0005	0.0005	0.0005	0.0005	0.0005	4
Lead-Total (mg/L)	0.026	0.033941		0.026		0.002	0.05	2
Lead 210-Dissolved (pCi/L)	6.85	11.44217	0.725	1.45	18.375	0.5	24	4
Lead 210-Suspended (pCi/L)	4.8	5.500909	0.5	3.35	10.55	0.5	12	4
Lead 210-Total (pCi/L)	0.5			0.5		0.5	0.5	1
Magnesium-Dissolved (mg/L)	79.525	16.61112	64.375	77.9	96.3	62.3	100	4
Manganese-Dissolved (mg/L)	1.3	0.855219	0.5575	1.165	2.1775	0.43	2.44	4
Manganese-Total (mg/L)	0.61	0.070711		0.61		0.56	0.66	2
Mercury-Dissolved (mg/L)	0.0005		0.0005	0.0005	0.0005	0.0005	0.0005	4
Mercury-Total (mg/L)	0.000175	0.000218	0.00005	0.000075	0.0004	0.00005	0.0005	4
Molybdenum-Dissolved (mg/L)	0.05		0.05	0.05	0.05	0.05	0.05	4
Molybdenum-Total (mg/L)	0.0275	0.03182		0.0275		0.005	0.05	2
Nickel-Dissolved (mg/L)	0.025		0.025	0.025	0.025	0.025	0.025	4
Nickel-Total (mg/L)	0.025			0.025		0.025	0.025	2
Nitrogen, Nitrate as N (mg/L)	0.05		0.05	0.05	0.05	0.05	0.05	4
Nitrogen, Nitrite as N (mg/L)	0.05		0.05	0.05	0.05	0.05	0.05	4



POWERTECH (USA) INC.

**Powertech (USA)  
Dewey-Burdock Project**

**Appendix 3.4-C - Groundwater Quality Data**

<b>Well #650</b>								
Analyte	Mean	StDev	Q1	Median	Q3	Minimum	Maximum	n
Oxidation-Reduction Potential (mV)	170	43.58899	120	190	200	120	200	3
pH	7.24	0.152315	7.085	7.26	7.375	7.04	7.4	4
Polonium 210-Dissolved (pCi/L)	0.3	0.33665	-0.05	0.45	0.5	-0.2	0.5	4
Polonium 210-Suspended (pCi/L)	0.6	0.424264	0.275	0.5	1.025	0.2	1.2	4
Polonium 210-Total (pCi/L)	0.5			0.5		0.5	0.5	1
Potassium-Dissolved (mg/L)	16.45	1.690168	14.775	16.6	17.975	14.5	18.1	4
Radium 226-Dissolved (pCi/L)	1.925	0.736546	1.25	1.9	2.625	1.2	2.7	4
Radium 226-Suspended (pCi/L)	0.345	0.357911	0.01	0.35	0.675	-0.02	0.7	4
Radium 226-Total (pCi/L)	3.2			3.2		3.2	3.2	1
Radium 226 (pCi/L)								
Radon 222-Total (pCi/L)	196.6667	60.17752	134	202	254	134	254	3
Selenium-Dissolved (mg/L)	0.001375	0.001031	0.0005	0.00125	0.002375	0.0005	0.0025	4
Selenium-IV-Dissolved (mg/L)	0.0005		0.0005	0.0005	0.0005	0.0005	0.0005	3
Selenium-Total (mg/L)	0.0005			0.0005		0.0005	0.0005	2
Selenium-VI-Dissolved (mg/L)	0.0005		0.0005	0.0005	0.0005	0.0005	0.0005	3
Silica-Dissolved (mg/L)	1.2375	1.040332	0.4125	1	2.3	0.25	2.7	4
Silver-Dissolved (mg/L)	0.0025		0.0025	0.0025	0.0025	0.0025	0.0025	4
Silver-Total (mg/L)	0.0025			0.0025		0.0025	0.0025	2
Sodium-Dissolved (mg/L)	122.25	12.14839	112.25	120	134.5	110	139	4
Sodium Adsorption Ratio (SAR) (meq/L)	2.1	0.2	1.9	2.1	2.3	1.9	2.3	3
Solids-Total Dissolved Calculated (mg/L)	1380	250.7323	1152.5	1375	1612.5	1140	1630	4
Solids-Total Dissolved TDS @ 180 C (mg/L)	1575	309.5696	1325	1500	1900	1300	2000	4
Strontium-Total (mg/L)	2.35	0.353553		2.35		2.1	2.6	2
Sulfate (mg/L)	986.5	239.3721	807	912.5	1240	801	1320	4
TDS Balance (0.80 - 1.20) (dec.%)	1.115	0.08226	1.035	1.12	1.19	1.01	1.21	4
Thallium-Total (mg/L)	0.0005			0.0005		0.0005	0.0005	2
Thorium 230-Dissolved (pCi/L)	0.15	0.173205	0.025	0.1	0.325		0.4	4
Thorium 230-Suspended (pCi/L)	0.3	0.33665	0.1	0.15	0.65	0.1	0.8	4
Thorium 230-Total (pCi/L)	0.1			0.1		0.1	0.1	1
Thorium 232-Dissolved (pCi/L)	0.0025		0.0025	0.0025	0.0025	0.0025	0.0025	4
Uranium-Dissolved (mg/L)	0.000588	0.000875	0.00015	0.00015	0.001463	0.00015	0.0019	4
Uranium-Suspended (mg/L)	0.00125	0.001488	0.00015	0.000775	0.002825	0.00015	0.0033	4
Uranium-Total (mg/L)	0.000275	0.000177		0.000275		0.00015	0.0004	2
Vanadium-Dissolved (mg/L)	0.05		0.05	0.05	0.05	0.05	0.05	4
Zinc-Dissolved (mg/L)	0.00875	0.0075	0.005	0.005	0.01625	0.005	0.02	4
Zinc-Total (mg/L)	0.045	0.035355		0.045		0.02	0.07	2



POWERTECH (USA) INC.

Powertech (USA)  
Dewey-Burdock Project

Appendix 3.4-C - Groundwater Quality Data

Well #675					
Analyte	9/28/2007 10:49	11/27/2007 17:34	2/5/2008 12:05	4/29/2008 17:47	4/29/2008 17:50
A/C Balance (± 5) (%)	-4.99	1.35	5.71	1.42	0.84
Alkalinity-Total as CaCO <sub>3</sub> (mg/L)	378	352	388	422	428
Aluminum-Dissolved (mg/L)	<0.1	<0.1	<0.1	<0.1	<0.1
Ammonia (mg/L)	0.3	0.5	0.3	0.2	0.2
Anions (meq/L)	84.2	80	77.8	89.5	90.4
Antimony-Total (mg/L)			<0.003	<0.003	<0.003
Arsenic-Dissolved (mg/L)	0.001	<0.001	0.001	0.001	0.001
Arsenic-Total (mg/L)			0.002	0.002	0.002
Barium-Dissolved (mg/L)	<0.1	<0.1	<0.1	<0.1	<0.1
Barium-Total (mg/L)			<0.1	<0.1	<0.1
Beryllium-Total (mg/L)			<0.001	<0.001	<0.001
Bicarbonate as HCO <sub>3</sub> (mg/L)	461	429	473	514	522
Boron-Dissolved (mg/L)	0.4	0.3	0.4	0.3	0.3
Boron-Total (mg/L)			<0.1	0.3	0.3
Cadmium-Dissolved (mg/L)	<0.005	<0.005	<0.005	<0.005	<0.005
Cadmium-Total (mg/L)			<0.005	<0.005	<0.005
Calcium-Dissolved (mg/L)	400	410	439	450	452
Carbonate as CO <sub>3</sub> (mg/L)	<5	<5	<5	<5	<5
Cations (meq/L)	76.2	82.2	87.2	92.1	91.9
Chloride (mg/L)	64	60	75	64	64
Chromium-Dissolved (mg/L)	<0.05	<0.05	<0.05	<0.05	<0.05
Chromium-Total (mg/L)			<0.05	<0.05	<0.05
Conductivity @ 25 C (umhos/cm)	6090	5830	6340	6560	6530
Copper-Dissolved (mg/L)	<0.01	<0.01	<0.01	<0.01	<0.01
Copper-Total (mg/L)			<0.01	<0.01	<0.01
Fluoride (mg/L)	0.1	0.4	0.6	0.5	0.5
Gross Alpha-Dissolved (pCi/L)	18.8	18.3	29.3	55.2	51.1
Gross Beta-Dissolved (pCi/L)	18.5	<2	25.3	8	-0.4
Gross Gamma-Dissolved (pCi/L)	<20	1100	<20		
Iron-Dissolved (mg/L)	0.13	0.05	0.15	1.88	2.32
Iron-Total (mg/L)			3.48	5.03	5.12
Lead 210-Dissolved (pCi/L)	<1	6	<1		
Lead 210-Suspended (pCi/L)	14	<1	<1	-19.2	-5.2
Lead 210-Total (pCi/L)	14				
Lead-Dissolved (mg/L)	<0.001	<0.001	<0.001	<0.001	<0.001
Lead-Total (mg/L)			<0.001	<0.001	<0.001
Magnesium-Dissolved (mg/L)	339	362	376	408	416
Manganese-Dissolved (mg/L)	2.89	3.14	3.39	3.02	2.66
Manganese-Total (mg/L)			3.4	3.02	2.75
Mercury-Dissolved (mg/L)	<0.001	<0.001	<0.001	<0.001	<0.001
Mercury-Total (mg/L)	<0.0002	<0.001	<0.001	<0.0001	<0.0001
Molybdenum-Dissolved (mg/L)	<0.1	<0.1	<0.1	<0.1	<0.1
Molybdenum-Total (mg/L)			<0.01	<0.1	<0.1
Nickel-Dissolved (mg/L)	<0.05	<0.05	<0.05	<0.05	<0.05
Nickel-Total (mg/L)			<0.05	<0.05	<0.05
Nitrogen, Nitrate as N (mg/L)	<0.1	<0.1	<0.1	0.07	0.07
Nitrogen, Nitrite as N (mg/L)	<0.1	<0.1	<0.1	<0.05	<0.05
Oxidation-Reduction Potential (mV)		220	180	240	240
pH	7.25	7.32	7.29	7.53	7.79
Polonium 210-Dissolved (pCi/L)	<1	<1	2.1	0.6	1.2
Polonium 210-Suspended (pCi/L)	<1	2	<1	0.3	-0.1
Polonium 210-Total (pCi/L)	<1				



POWERTECH (USA) INC.

Powertech (USA)  
Dewey-Burdock Project

Appendix 3.4-C - Groundwater Quality Data

Well #675					
Analyte	9/28/2007 10:49	11/27/2007 17:34	2/5/2008 12:05	4/29/2008 17:47	4/29/2008 17:50
Potassium-Dissolved (mg/L)	28	25.2	24.5	21.7	21.4
Radium 226-Dissolved (pCi/L)	<0.2	0.5	<0.2		
Radium 226-Suspended (pCi/L)	2.3	1.7	<0.2	0.7	0.7
Radium 226-Total (pCi/L)	2.3				
Radon 222-Total (pCi/L)		712	783	960	960
Selenium-Dissolved (mg/L)	0.003	<0.001	0.001	<0.001	<0.001
Selenium-IV-Dissolved (mg/L)		<0.001	<0.001	<0.001	<0.001
Selenium-Total (mg/L)			0.004	0.002	0.002
Selenium-VI-Dissolved (mg/L)		<0.001	0.001	<0.001	<0.001
Silica-Dissolved (mg/L)	16	14.9	14.4	7.3	7.4
Silver-Dissolved (mg/L)	<0.005	<0.005	<0.005	<0.005	<0.005
Silver-Total (mg/L)			<0.005	<0.005	<0.005
Sodium Adsorption Ratio (SAR) (meq/L)		6.2	6.5	6.6	6.4
Sodium-Dissolved (mg/L)	630	713	769	809	789
Solids-Total Dissolved Calculated (mg/L)	5280	5200	5180	5830	5860
Solids-Total Dissolved TDS @ 180 C (mg/L)	5900	6100	6100	5700	4800
Strontium-Total (mg/L)			8.3	8.8	8.6
Sulfate (mg/L)	3600	3420	3260	3810	3840
TDS Balance (0.80 - 1.20) (dec.%)	1.11	1.17	1.18	0.97	0.82
Thallium-Total (mg/L)			<0.001	<0.001	<0.001
Thorium 230-Dissolved (pCi/L)	<0.2	<0.2	<0.2		
Thorium 230-Suspended (pCi/L)	<0.2	1.3	<0.2		0.1
Thorium 230-Total (pCi/L)	<0.2				
Thorium 232-Dissolved (pCi/L)	<0.005	<0.005	<0.005	<0.005	<0.005
Uranium-Dissolved (mg/L)	0.0372	0.0307	0.0387	0.0493	0.0485
Uranium-Suspended (mg/L)	0.0013	0.003	0.0005	<0.0003	<0.0003
Uranium-Total (mg/L)			0.0387	0.0502	0.0516
Vanadium-Dissolved (mg/L)	<0.1	<0.1	<0.1	<0.1	<0.1
Zinc-Dissolved (mg/L)	0.02	0.02	<0.01	<0.01	<0.01
Zinc-Total (mg/L)			<0.01	<0.01	0.01



**Powertech (USA)  
Dewey-Burdock Project**

**Appendix 3.4-C - Groundwater Quality Data**

<b>Well #675</b>								
<b>Analyte</b>	<b>Mean</b>	<b>StDev</b>	<b>Q1</b>	<b>Median</b>	<b>Q3</b>	<b>Minimum</b>	<b>Maximum</b>	<b>n</b>
A/C Balance (± 5) (%)	0.866	3.817686	-2.075	1.35	3.565	-4.99	5.71	5
Alkalinity-Total as CaCO <sub>3</sub> (mg/L)	393.6	31.6038	365	388	425	352	428	5
Aluminum-Dissolved (mg/L)	0.05		0.05	0.05	0.05	0.05	0.05	5
Ammonia (mg/L)	0.3	0.122474	0.2	0.3	0.4	0.2	0.5	5
Anions (meq/L)	84.38	5.589454	78.9	84.2	89.95	77.8	90.4	5
Antimony-Total (mg/L)	0.0015		0.0015	0.0015	0.0015	0.0015	0.0015	3
Arsenic-Dissolved (mg/L)	0.0009	0.000224	0.00075	0.001	0.001	0.0005	0.001	5
Arsenic-Total (mg/L)	0.002		0.002	0.002	0.002	0.002	0.002	3
Barium-Dissolved (mg/L)	0.05		0.05	0.05	0.05	0.05	0.05	5
Barium-Total (mg/L)	0.05		0.05	0.05	0.05	0.05	0.05	3
Beryllium-Total (mg/L)	0.0005		0.0005	0.0005	0.0005	0.0005	0.0005	3
Bicarbonate as HCO <sub>3</sub> (mg/L)	479.8	38.50584	445	473	518	429	522	5
Boron-Dissolved (mg/L)	0.34	0.054772	0.3	0.3	0.4	0.3	0.4	5
Boron-Total (mg/L)	0.216667	0.144338	0.05	0.3	0.3	0.05	0.3	3
Cadmium-Dissolved (mg/L)	0.0025		0.0025	0.0025	0.0025	0.0025	0.0025	5
Cadmium-Total (mg/L)	0.0025		0.0025	0.0025	0.0025	0.0025	0.0025	3
Calcium-Dissolved (mg/L)	430.2	23.79496	405	439	451	400	452	5
Carbonate as CO <sub>3</sub> (mg/L)	2.5		2.5	2.5	2.5	2.5	2.5	5
Cation/Anion Balance (%)								
Cations (meq/L)	85.92	6.780634	79.2	87.2	92	76.2	92.1	5
Chloride (mg/L)	65.4	5.639149	62	64	69.5	60	75	5
Chromium-Dissolved (mg/L)	0.025		0.025	0.025	0.025	0.025	0.025	5
Chromium-Total (mg/L)	0.025		0.025	0.025	0.025	0.025	0.025	3
Conductivity @ 25 C (umhos/cm)	6270	309.2733	5960	6340	6545	5830	6560	5
Copper-Dissolved (mg/L)	0.005		0.005	0.005	0.005	0.005	0.005	5
Copper-Total (mg/L)	0.005		0.005	0.005	0.005	0.005	0.005	3
Fluoride (mg/L)	0.42	0.192354	0.25	0.5	0.55	0.1	0.6	5
Gross Alpha-Dissolved (pCi/L)	34.54	17.6069	18.55	29.3	53.15	18.3	55.2	5
Gross Beta-Dissolved (pCi/L)	10.48	11.16185	0.3	8	21.9	-0.4	25.3	5
Gross Gamma-Dissolved (pCi/L)	224	489.7244		10	555		1100	5
Iron-Dissolved (mg/L)	0.906	1.101649	0.09	0.15	2.1	0.05	2.32	5
Iron-Total (mg/L)	4.543333	0.921973	3.48	5.03	5.12	3.48	5.12	3
Lead-Dissolved (mg/L)	0.0005		0.0005	0.0005	0.0005	0.0005	0.0005	5
Lead-Total (mg/L)	0.0005		0.0005	0.0005	0.0005	0.0005	0.0005	3
Lead 210-Dissolved (pCi/L)	1.4	2.583602		0.5	3.25		6	5
Lead 210-Suspended (pCi/L)	-1.88	11.98445	-12.2	0.5	7.25	-19.2	14	5
Lead 210-Total (pCi/L)	14			14		14	14	1
Magnesium-Dissolved (mg/L)	380.2	32.01874	350.5	376	412	339	416	5
Manganese-Dissolved (mg/L)	3.02	0.272855	2.775	3.02	3.265	2.66	3.39	5
Manganese-Total (mg/L)	3.056667	0.326548	2.75	3.02	3.4	2.75	3.4	3
Mercury-Dissolved (mg/L)	0.0005		0.0005	0.0005	0.0005	0.0005	0.0005	5
Mercury-Total (mg/L)	0.000314	0.000232	0.00005	0.0005	0.0005	0.00005	0.0005	7
Molybdenum-Dissolved (mg/L)	0.05		0.05	0.05	0.05	0.05	0.05	5
Molybdenum-Total (mg/L)	0.035	0.025981	0.005	0.05	0.05	0.005	0.05	3
Nickel-Dissolved (mg/L)	0.025		0.025	0.025	0.025	0.025	0.025	5
Nickel-Total (mg/L)	0.025		0.025	0.025	0.025	0.025	0.025	3
Nitrogen, Nitrate as N (mg/L)	0.058	0.010954	0.05	0.05	0.07	0.05	0.07	5
Nitrogen, Nitrite as N (mg/L)	0.04	0.013693	0.025	0.05	0.05	0.025	0.05	5



**POWERTECH (USA) INC.**

**Powertech (USA)  
Dewey-Burdock Project**

**Appendix 3.4-C - Groundwater Quality Data**

<b>Well #675</b>								
<b>Analyte</b>	<b>Mean</b>	<b>StDev</b>	<b>Q1</b>	<b>Median</b>	<b>Q3</b>	<b>Minimum</b>	<b>Maximum</b>	<b>n</b>
Oxidation-Reduction Potential (mV)	220	28.28427	190	230	240	180	240	4
pH	7.436	0.225566	7.27	7.32	7.66	7.25	7.79	5
Polonium 210-Dissolved (pCi/L)	0.98	0.690652	0.5	0.6	1.65	0.5	2.1	5
Polonium 210-Suspended (pCi/L)	0.64	0.798749	0.1	0.5	1.25	-0.1	2	5
Polonium 210-Total (pCi/L)	0.5			0.5		0.5	0.5	1
Potassium-Dissolved (mg/L)	24.16	2.720845	21.55	24.5	26.6	21.4	28	5
Radium 226-Dissolved (pCi/L)	0.233333	0.23094	0.1	0.1	0.5	0.1	0.5	3
Radium 226-Suspended (pCi/L)	1.1	0.883176	0.4	0.7	2	0.1	2.3	5
Radium 226-Total (pCi/L)	2.3			2.3		2.3	2.3	1
Radium 226 (pCi/L)								
Radon 222-Total (pCi/L)	853.75	126.0645	729.75	871.5	960	712	960	4
Selenium-Dissolved (mg/L)	0.0011	0.001084	0.0005	0.0005	0.002	0.0005	0.003	5
Selenium-IV-Dissolved (mg/L)	0.0005		0.0005	0.0005	0.0005	0.0005	0.0005	4
Selenium-Total (mg/L)	0.002667	0.001155	0.002	0.002	0.004	0.002	0.004	3
Selenium-VI-Dissolved (mg/L)	0.000625	0.00025	0.0005	0.0005	0.000875	0.0005	0.001	4
Silica-Dissolved (mg/L)	12	4.284274	7.35	14.4	15.45	7.3	16	5
Silver-Dissolved (mg/L)	0.0025		0.0025	0.0025	0.0025	0.0025	0.0025	5
Silver-Total (mg/L)	0.0025		0.0025	0.0025	0.0025	0.0025	0.0025	3
Sodium-Dissolved (mg/L)	742	72.13182	671.5	769	799	630	809	5
Sodium Adsorption Ratio (SAR) (meq/L)	6.425	0.170783	6.25	6.45	6.575	6.2	6.6	4
Solids-Total Dissolved Calculated (mg/L)	5470	344.5287	5190	5280	5845	5180	5860	5
Solids-Total Dissolved TDS @ 180 C (mg/L)	5720	540.3702	5250	5900	6100	4800	6100	5
Strontium-Total (mg/L)	8.566667	0.251661	8.3	8.6	8.8	8.3	8.8	3
Sulfate (mg/L)	3586	249.3592	3340	3600	3825	3260	3840	5
TDS Balance (0.80 - 1.20) (dec.%)	1.05	0.15346	0.895	1.11	1.175	0.82	1.18	5
Thallium-Total (mg/L)	0.0005		0.0005	0.0005	0.0005	0.0005	0.0005	3
Thorium 230-Dissolved (pCi/L)	0.06	0.054772		0.1	0.1		0.1	5
Thorium 230-Suspended (pCi/L)	0.32	0.549545	0.05	0.1	0.7		1.3	5
Thorium 230-Total (pCi/L)	0.1			0.1		0.1	0.1	1
Thorium 232-Dissolved (pCi/L)	0.0025		0.0025	0.0025	0.0025	0.0025	0.0025	5
Uranium-Dissolved (mg/L)	0.04088	0.00792	0.03395	0.0387	0.0489	0.0307	0.0493	5
Uranium-Suspended (mg/L)	0.00102	0.001202	0.00015	0.0005	0.00215	0.00015	0.003	5
Uranium-Total (mg/L)	0.046833	0.007078	0.0387	0.0502	0.0516	0.0387	0.0516	3
Vanadium-Dissolved (mg/L)	0.05		0.05	0.05	0.05	0.05	0.05	5
Zinc-Dissolved (mg/L)	0.011	0.008216	0.005	0.005	0.02	0.005	0.02	5
Zinc-Total (mg/L)	0.006667	0.002887	0.005	0.005	0.01	0.005	0.01	3





POWERTECH (USA) INC.

**Powertech (USA)  
Dewey-Burdock Project**

**Appendix 3.4-C - Groundwater Quality Data**

<b>Well #676</b>				
<b>Analyte</b>	<b>9/28/2007 13:46</b>	<b>11/27/2007 12:20</b>	<b>2/5/2008 16:57</b>	<b>4/29/2008 12:27</b>
A/C Balance (± 5) (%)	-3.7	-2.19	0.0941	1.76
Alkalinity-Total as CaCO <sub>3</sub> (mg/L)	240	228	208	220
Aluminum-Dissolved (mg/L)	<0.1	<0.1	<0.1	<0.1
Ammonia (mg/L)	<0.1	<0.1	<0.1	<0.1
Anions (meq/L)	38.2	40.9	39.5	41.4
Antimony-Total (mg/L)	0	0	<0.003	<0.003
Arsenic-Dissolved (mg/L)	<0.001	<0.001	<0.001	<0.001
Arsenic-Total (mg/L)	0	0	0.021	<0.001
Barium-Dissolved (mg/L)	<0.1	<0.1	<0.1	<0.1
Barium-Total (mg/L)	0	0	0.5	<0.1
Beryllium-Total (mg/L)	0	0	0.003	<0.001
Bicarbonate as HCO <sub>3</sub> (mg/L)	293	278	254	268
Boron-Dissolved (mg/L)	0.4	0.4	0.5	0.5
Boron-Total (mg/L)	0	0	0.5	0.4
Cadmium-Dissolved (mg/L)	<0.005	<0.005	<0.005	<0.005
Cadmium-Total (mg/L)	0	0	<0.005	<0.005
Calcium-Dissolved (mg/L)	465	514	518	561
Carbonate as CO <sub>3</sub> (mg/L)	<5	<5	<5	<5
Cations (meq/L)	35.5	39.1	39.5	430
Chloride (mg/L)	15	16	14	13
Chromium-Dissolved (mg/L)	<0.05	<0.05	<0.05	<0.05
Chromium-Total (mg/L)	0	0	0.05	<0.05
Conductivity @ 25 C (umhos/cm)	2880	2860	3010	3100
Copper-Dissolved (mg/L)	<0.01	<0.01	<0.01	<0.01
Copper-Total (mg/L)	0	0	0.12	<0.01
Fluoride (mg/L)	0.2	0.2	0.4	0.3
Gross Alpha-Dissolved (pCi/L)	37.1	31.9	95.5	51.6
Gross Beta-Dissolved (pCi/L)	11.1	21.6	22.1	9.2
Gross Gamma-Dissolved (pCi/L)	1100	1000	<20	0
Iron-Dissolved (mg/L)	<0.03	<0.03	<0.03	<0.03
Iron-Total (mg/L)	0	0	66	0.57
Lead 210-Dissolved (pCi/L)	<1	<1	4.1	-0.9
Lead 210-Suspended (pCi/L)	<1	<1	3.8	-6.7
Lead 210-Total (pCi/L)	<1	0	0	0
Lead-Dissolved (mg/L)	<0.001	<0.001	<0.001	<0.001
Lead-Total (mg/L)	0	0	0.06	<0.001
Magnesium-Dissolved (mg/L)	104	113	114	129
Manganese-Dissolved (mg/L)	0.02	<0.01	0.02	<0.01
Manganese-Total (mg/L)	0	0	2.52	0.03
Mercury-Dissolved (mg/L)	<0.001	<0.001	<0.001	<0.001
Mercury-Total (mg/L)	<0.0002	<0.001	<0.001	<0.001
Molybdenum-Dissolved (mg/L)	<0.1	<0.1	<0.1	<0.1
Molybdenum-Total (mg/L)	0	0	<0.01	<0.1
Nickel-Dissolved (mg/L)	<0.05	<0.05	<0.05	<0.05
Nickel-Total (mg/L)	0	0	0.1	<0.05
Nitrogen, Nitrate as N (mg/L)	1	1	0.7	0.76
Nitrogen, Nitrite as N (mg/L)	<0.1	<0.1	<0.1	<0.05
Oxidation-Reduction Potential (mV)	0	250	230	280



POWERTECH (USA) INC.

Powertech (USA)  
Dewey-Burdock Project

Appendix 3.4-C - Groundwater Quality Data

Well #676				
Analyte	9/28/2007 13:46	11/27/2007 12:20	2/5/2008 16:57	4/29/2008 12:27
pH	7.13	7.17	7.2	7.46
Polonium 210-Dissolved (pCi/L)	<1	1.2	2.9	1.1
Polonium 210-Suspended (pCi/L)	<1	<1	2.2	0.1
Polonium 210-Total (pCi/L)	<1	0	0	0
Potassium-Dissolved (mg/L)	11.6	12.3	12.7	10.9
Radium 226-Dissolved (pCi/L)	<0.2	<0.2	<0.2	0
Radium 226-Suspended (pCi/L)	<0.2	<0.2	11.4	0
Radium 226-Total (pCi/L)	<0.2	0	0	0
Radon 222-Total (pCi/L)	0	453	686	755
Selenium-Dissolved (mg/L)	0.017	0.014	0.012	0.009
Selenium-IV-Dissolved (mg/L)	0	<0.001	<0.001	<0.001
Selenium-Total (mg/L)	0	0	0.013	0.012
Selenium-VI-Dissolved (mg/L)	0	0.014	0.012	0.009
Silica-Dissolved (mg/L)	13.7	14.4	14.3	6.4
Silver-Dissolved (mg/L)	<0.005	<0.005	<0.005	<0.005
Silver-Total (mg/L)	0	0	<0.005	<0.005
Sodium Adsorption Ratio (SAR) (meq/L)	0	0.92	0.96	0.93
Sodium-Dissolved (mg/L)	80	88.8	92.2	94
Solids-Total Dissolved Calculated (mg/L)	2410	2600	2550	2720
Solids-Total Dissolved TDS @ 180 C (mg/L)	3000	2900	2500	2600
Strontium-Total (mg/L)	0	0	9.2	8.6
Sulfate (mg/L)	1790	1720	1670	1760
TDS Balance (0.80 - 1.20) (dec.%)	1.24	1.12	0.98	0.95
Thallium-Total (mg/L)	0	0	<0.001	<0.001
Thorium 230-Dissolved (pCi/L)	<0.2	<0.2	<0.2	0
Thorium 230-Suspended (pCi/L)	<0.2	<0.2	4.2	0
Thorium 230-Total (pCi/L)	<0.2	0	0	0
Thorium 232-Dissolved (pCi/L)	<0.005	<0.005	<0.005	<0.005
Uranium-Dissolved (mg/L)	0.0494	0.0548	0.0586	0.0557
Uranium-Suspended (mg/L)	0.0096	0.0011	0.0702	<0.0003
Uranium-Total (mg/L)	0	0	0.0687	0.0591
Vanadium-Dissolved (mg/L)	<0.1	<0.1	<0.1	<0.1
Zinc-Dissolved (mg/L)	<0.01	0.03	<0.01	<0.01
Zinc-Total (mg/L)	0	0	0.28	0.03



POWERTECH (USA) INC.

**Powertech (USA)  
Dewey-Burdock Project**

**Appendix 3.4-C - Groundwater Quality Data**

<b>Well #676</b>								
<b>Analyte</b>	<b>Mean</b>	<b>StDev</b>	<b>Q1</b>	<b>Median</b>	<b>Q3</b>	<b>Minimum</b>	<b>Maximum</b>	<b>n</b>
A/C Balance (± 5) (%)	-1.00898	2.416639	-3.3225	-1.04795	1.343525	-3.7	1.76	4
Alkalinity-Total as CaCO <sub>3</sub> (mg/L)	224	13.46601	211	224	237	208	240	4
Aluminum-Dissolved (mg/L)	0.05		0.05	0.05	0.05	0.05	0.05	4
Ammonia (mg/L)	0.05		0.05	0.05	0.05	0.05	0.05	4
Anions (meq/L)	40	1.44453	38.525	40.2	41.275	38.2	41.4	4
Antimony-Total (mg/L)	0.0015			0.0015		0.0015	0.0015	2
Arsenic-Dissolved (mg/L)	0.0005		0.0005	0.0005	0.0005	0.0005	0.0005	4
Arsenic-Total (mg/L)	0.01075	0.014496		0.01075		0.0005	0.021	2
Barium-Dissolved (mg/L)	0.05		0.05	0.05	0.05	0.05	0.05	4
Barium-Total (mg/L)	0.275	0.318198		0.275		0.05	0.5	2
Beryllium-Total (mg/L)	0.00175	0.001768		0.00175		0.0005	0.003	2
Bicarbonate as HCO <sub>3</sub> (mg/L)	273.25	16.43928	257.5	273	289.25	254	293	4
Boron-Dissolved (mg/L)	0.45	0.057735	0.4	0.45	0.5	0.4	0.5	4
Boron-Total (mg/L)	0.45	0.070711		0.45		0.4	0.5	2
Cadmium-Dissolved (mg/L)	0.0025		0.0025	0.0025	0.0025	0.0025	0.0025	4
Cadmium-Total (mg/L)	0.0025			0.0025		0.0025	0.0025	2
Calcium-Dissolved (mg/L)	514.5	39.26406	477.25	516	550.25	465	561	4
Carbonate as CO <sub>3</sub> (mg/L)	2.5		2.5	2.5	2.5	2.5	2.5	4
Cation/Anion Balance (%)								
Cations (meq/L)	136.025	195.9916	36.4	39.3	332.375	35.5	430	4
Chloride (mg/L)	14.5	1.290994	13.25	14.5	15.75	13	16	4
Chromium-Dissolved (mg/L)	0.025		0.025	0.025	0.025	0.025	0.025	4
Chromium-Total (mg/L)	0.0375	0.017678		0.0375		0.025	0.05	2
Conductivity @ 25 C (umhos/cm)	2962.5	113.2475	2865	2945	3077.5	2860	3100	4
Copper-Dissolved (mg/L)	0.005		0.005	0.005	0.005	0.005	0.005	4
Copper-Total (mg/L)	0.0625	0.081317		0.0625		0.005	0.12	2
Fluoride (mg/L)	0.275	0.095743	0.2	0.25	0.375	0.2	0.4	4
Gross Alpha-Dissolved (pCi/L)	54.025	28.87922	33.2	44.35	84.525	31.9	95.5	4
Gross Beta-Dissolved (pCi/L)	16	6.802451	9.675	16.35	21.975	9.2	22.1	4
Gross Gamma-Dissolved (pCi/L)	527.5	604.7245	2.5	505	1075		1100	4
Iron-Dissolved (mg/L)	0.015		0.015	0.015	0.015	0.015	0.015	4
Iron-Total (mg/L)	33.285	46.266		33.285		0.57	66	2
Lead-Dissolved (mg/L)	0.0005		0.0005	0.0005	0.0005	0.0005	0.0005	4
Lead-Total (mg/L)	0.03025	0.042073		0.03025		0.0005	0.06	2
Lead 210-Dissolved (pCi/L)	1.05	2.137756	-0.55	0.5	3.2	-0.9	4.1	4
Lead 210-Suspended (pCi/L)	-0.475	4.431986	-4.9	0.5	2.975	-6.7	3.8	4
Lead 210-Total (pCi/L)	0.5			0.5		0.5	0.5	1
Magnesium-Dissolved (mg/L)	115	10.36018	106.25	113.5	125.25	104	129	4
Manganese-Dissolved (mg/L)	0.0125	0.00866	0.005	0.0125	0.02	0.005	0.02	4
Manganese-Total (mg/L)	1.275	1.760696		1.275		0.03	2.52	2
Mercury-Dissolved (mg/L)	0.0005		0.0005	0.0005	0.0005	0.0005	0.0005	4
Mercury-Total (mg/L)	0.00033	0.000233	0.000075	0.0005	0.0005	0.00005	0.0005	5
Molybdenum-Dissolved (mg/L)	0.05		0.05	0.05	0.05	0.05	0.05	4
Molybdenum-Total (mg/L)	0.0275	0.03182		0.0275		0.005	0.05	2
Nickel-Dissolved (mg/L)	0.025		0.025	0.025	0.025	0.025	0.025	4
Nickel-Total (mg/L)	0.0625	0.053033		0.0625		0.025	0.1	2
Nitrogen, Nitrate as N (mg/L)	0.865	0.157797	0.715	0.88	1	0.7	1	4
Nitrogen, Nitrite as N (mg/L)	0.04375	0.0125	0.03125	0.05	0.05	0.025	0.05	4



**Powertech (USA)  
Dewey-Burdock Project**

**Appendix 3.4-C - Groundwater Quality Data**

<b>Well #676</b>								
<b>Analyte</b>	<b>Mean</b>	<b>StDev</b>	<b>Q1</b>	<b>Median</b>	<b>Q3</b>	<b>Minimum</b>	<b>Maximum</b>	<b>n</b>
Oxidation-Reduction Potential (mV)	253.3333	25.16611	230	250	280	230	280	3
pH	7.24	0.149443	7.14	7.185	7.395	7.13	7.46	4
Polonium 210-Dissolved (pCi/L)	1.425	1.030776	0.65	1.15	2.475	0.5	2.9	4
Polonium 210-Suspended (pCi/L)	0.825	0.93586	0.2	0.5	1.775	0.1	2.2	4
Polonium 210-Total (pCi/L)	0.5			0.5		0.5	0.5	1
Potassium-Dissolved (mg/L)	11.875	0.7932	11.075	11.95	12.6	10.9	12.7	4
Radium 226-Dissolved (pCi/L)	0.1		0.1	0.1	0.1	0.1	0.1	3
Radium 226-Suspended (pCi/L)	3.866667	6.524058	0.1	0.1	11.4	0.1	11.4	3
Radium 226-Total (pCi/L)	0.1			0.1		0.1	0.1	1
Radium 226 (pCi/L)								
Radon 222-Total (pCi/L)	631.3333	158.2477	453	686	755	453	755	3
Selenium-Dissolved (mg/L)	0.013	0.003367	0.00975	0.013	0.01625	0.009	0.017	4
Selenium-IV-Dissolved (mg/L)	0.0005		0.0005	0.0005	0.0005	0.0005	0.0005	3
Selenium-Total (mg/L)	0.0125	0.000707		0.0125		0.012	0.013	2
Selenium-VI-Dissolved (mg/L)	0.011667	0.002517	0.009	0.012	0.014	0.009	0.014	3
Silica-Dissolved (mg/L)	12.2	3.879003	8.225	14	14.375	6.4	14.4	4
Silver-Dissolved (mg/L)	0.0025		0.0025	0.0025	0.0025	0.0025	0.0025	4
Silver-Total (mg/L)	0.0025			0.0025		0.0025	0.0025	2
Sodium-Dissolved (mg/L)	88.75	6.219057	82.2	90.5	93.55	80	94	4
Sodium Adsorption Ratio (SAR) (meq/L)	0.936667	0.020817	0.92	0.93	0.96	0.92	0.96	3
Solids-Total Dissolved Calculated (mg/L)	2570	128.3225	2445	2575	2690	2410	2720	4
Solids-Total Dissolved TDS @ 180 C (mg/L)	2750	238.0476	2525	2750	2975	2500	3000	4
Strontium-Total (mg/L)	8.9	0.424264		8.9		8.6	9.2	2
Sulfate (mg/L)	1735	51.96152	1682.5	1740	1782.5	1670	1790	4
TDS Balance (0.80 - 1.20) (dec.%)	1.0725	0.134009	0.9575	1.05	1.21	0.95	1.24	4
Thallium-Total (mg/L)	0.0005			0.0005		0.0005	0.0005	2
Thorium 230-Dissolved (pCi/L)	0.075	0.05	0.025	0.1	0.1		0.1	4
Thorium 230-Suspended (pCi/L)	1.1	2.067204	0.025	0.1	3.175		4.2	4
Thorium 230-Total (pCi/L)	0.1			0.1		0.1	0.1	1
Thorium 232-Dissolved (pCi/L)	0.0025		0.0025	0.0025	0.0025	0.0025	0.0025	4
Uranium-Dissolved (mg/L)	0.054625	0.003842	0.05075	0.05525	0.057875	0.0494	0.0586	4
Uranium-Suspended (mg/L)	0.020263	0.033562	0.000388	0.00535	0.05505	0.00015	0.0702	4
Uranium-Total (mg/L)	0.0639	0.006788		0.0639		0.0591	0.0687	2
Vanadium-Dissolved (mg/L)	0.05		0.05	0.05	0.05	0.05	0.05	4
Zinc-Dissolved (mg/L)	0.01125	0.0125	0.005	0.005	0.02375	0.005	0.03	4
Zinc-Total (mg/L)	0.155	0.176777		0.155		0.03	0.28	2



POWERTECH (USA) INC.

Powertech (USA)  
Dewey-Burdock Project

Appendix 3.4-C - Groundwater Quality Data

Well #677				
Analyte	9/28/2007 12:26	11/27/2007 15:20	2/5/2008 13:39	4/29/2008 15:14
A/C Balance (± 5) (%)	-3.56	-3.76	3.88	2.3
Alkalinity-Total as CaCO <sub>3</sub> (mg/L)	532	482	494	480
Aluminum-Dissolved (mg/L)	<0.1	<0.1	<0.1	<0.1
Ammonia (mg/L)	0.2	<0.1	<0.1	<0.1
Anions (meq/L)	140	148	136	150
Antimony-Total (mg/L)	0	0	<0.003	<0.003
Arsenic-Dissolved (mg/L)	0.002	<0.001	0.001	0.001
Arsenic-Total (mg/L)	0	0	0.001	0.001
Barium-Dissolved (mg/L)	<0.1	<0.1	<0.1	<0.1
Barium-Total (mg/L)	0	0	<0.1	<0.1
Beryllium-Total (mg/L)	0	0	<0.001	<0.001
Bicarbonate as HCO <sub>3</sub> (mg/L)	649	588	602	585
Boron-Dissolved (mg/L)	0.9	0.8	0.8	0.7
Boron-Total (mg/L)	0	0	0.7	0.7
Cadmium-Dissolved (mg/L)	<0.005	<0.005	<0.005	<0.005
Cadmium-Total (mg/L)	0	0	<0.005	<0.005
Calcium-Dissolved (mg/L)	420	454	478	516
Carbonate as CO <sub>3</sub> (mg/L)	<5	<5	<5	<5
Cations (meq/L)	130	138	147	157
Chloride (mg/L)	1720	1780	1290	1710
Chromium-Dissolved (mg/L)	<0.05	<0.05	<0.05	<0.05
Chromium-Total (mg/L)	0	0	<0.05	<0.05
Conductivity @ 25 C (umhos/cm)	11000	10800	11600	12100
Copper-Dissolved (mg/L)	<0.01	<0.01	<0.01	<0.01
Copper-Total (mg/L)	0	0	<0.01	<0.01
Fluoride (mg/L)	<0.1	0.1	<0.1	0.7
Gross Alpha-Dissolved (pCi/L)	41	38.7	129	43.1
Gross Beta-Dissolved (pCi/L)	<2	<2	-2	-30
Gross Gamma-Dissolved (pCi/L)	1100	1000	<20	0
Iron-Dissolved (mg/L)	<0.03	<0.03	<0.03	<0.03
Iron-Total (mg/L)	0	0	0.12	0.04
Lead 210-Dissolved (pCi/L)	<1	1.1	2.1	0
Lead 210-Suspended (pCi/L)	<1	<1	<1	-2.3
Lead 210-Total (pCi/L)	<1	0	0	0
Lead-Dissolved (mg/L)	<0.001	<0.001	<0.001	<0.001
Lead-Total (mg/L)	0	0	<0.001	<0.001
Magnesium-Dissolved (mg/L)	360	395	414	454
Manganese-Dissolved (mg/L)	2.89	2.55	2.59	1.62
Manganese-Total (mg/L)	0	0	2.65	1.71
Mercury-Dissolved (mg/L)	<0.001	<0.001	<0.001	<0.001
Mercury-Total (mg/L)	<0.0002	<0.001	<0.001	<0.001
Molybdenum-Dissolved (mg/L)	<0.1	<0.1	<0.1	<0.1
Molybdenum-Total (mg/L)	0	0	<0.01	<0.1
Nickel-Dissolved (mg/L)	<0.05	<0.05	<0.05	<0.05
Nickel-Total (mg/L)	0	0	<0.05	<0.05



**POWERTECH (USA) INC.**

**Powertech (USA)  
Dewey-Burdock Project**

**Appendix 3.4-C - Groundwater Quality Data**

<b>Well #677</b>				
<b>Analyte</b>	<b>9/28/2007 12:26</b>	<b>11/27/2007 15:20</b>	<b>2/5/2008 13:39</b>	<b>4/29/2008 15:14</b>
Nitrogen, Nitrate as N (mg/L)	<0.1	0.2	<0.1	0.11
Nitrogen, Nitrite as N (mg/L)	<0.1	<0.1	<0.1	<0.05
Oxidation-Reduction Potential (mV)	0	200	170	210
pH	7.09	7.14	7.13	7.28
Polonium 210-Dissolved (pCi/L)	<1	<1	2.2	0.4
Polonium 210-Suspended (pCi/L)	<1	2.5	<1	-0.2
Polonium 210-Total (pCi/L)	<1	0	0	0
Potassium-Dissolved (mg/L)	13.2	11	11.3	9.8
Radium 226-Dissolved (pCi/L)	0.9	<0.2	<0.2	0
Radium 226-Suspended (pCi/L)	<0.2	2.7	<0.2	0.3
Radium 226-Total (pCi/L)	<0.2	0	0	0
Radon 222-Total (pCi/L)	0	892	808	1250
Selenium-Dissolved (mg/L)	0.003	<0.001	<0.001	<0.001
Selenium-IV-Dissolved (mg/L)	0	<0.001	<0.001	<0.001
Selenium-Total (mg/L)	0	0	0.006	<0.001
Selenium-VI-Dissolved (mg/L)	0	<0.001	<0.001	<0.001
Silica-Dissolved (mg/L)	10.2	10	9.4	4.2
Silver-Dissolved (mg/L)	<0.005	<0.005	<0.005	<0.005
Silver-Total (mg/L)	0	0	<0.005	<0.005
Sodium Adsorption Ratio (SAR) (meq/L)	0	16	16	17
Sodium-Dissolved (mg/L)	1810	1880	2030	2140
Solids-Total Dissolved Calculated (mg/L)	8510	9070	8830	9550
Solids-Total Dissolved TDS @ 180 C (mg/L)	8900	9700	9600	9100
Strontium-Total (mg/L)	0	0	10	11.6
Sulfate (mg/L)	4390	4590	4310	4410
TDS Balance (0.80 - 1.20) (dec.%)	1.04	1.07	1.09	0.95
Thallium-Total (mg/L)	0	0	<0.001	<0.001
Thorium 230-Dissolved (pCi/L)	<0.2	<0.2	<0.2	0
Thorium 230-Suspended (pCi/L)	<0.2	2.2	0.3	0.1
Thorium 230-Total (pCi/L)	<0.2	0	0	0
Thorium 232-Dissolved (pCi/L)	<0.005	<0.005	<0.005	<0.005
Uranium-Dissolved (mg/L)	0.0218	0.0443	0.0402	0.045
Uranium-Suspended (mg/L)	0.027	0.0049	<0.0003	<0.0003
Uranium-Total (mg/L)	0	0	0.0414	0.0471
Vanadium-Dissolved (mg/L)	<0.1	<0.1	<0.1	<0.1
Zinc-Dissolved (mg/L)	0.02	0.02	<0.01	<0.01
Zinc-Total (mg/L)	0	0	<0.01	0.01



**POWERTECH (USA) Inc.**

**Powertech (USA)  
Dewey-Burdock Project**

**Appendix 3.4-C - Groundwater Quality Data**

<b>Well #677</b>								
<b>Analyte</b>	<b>Mean</b>	<b>StDev</b>	<b>Q1</b>	<b>Median</b>	<b>Q3</b>	<b>Minimum</b>	<b>Maximum</b>	<b>n</b>
A/C Balance (± 5) (%)	-0.285	3.950979	-3.71	-0.63	3.485	-3.76	3.88	4
Alkalinity-Total as CaCO <sub>3</sub> (mg/L)	497	24.13849	480.5	488	522.5	480	532	4
Aluminum-Dissolved (mg/L)	0.05		0.05	0.05	0.05	0.05	0.05	4
Ammonia (mg/L)	0.0875	0.075	0.05	0.05	0.1625	0.05	0.2	4
Anions (meq/L)	143.5	6.608076	137	144	149.5	136	150	4
Antimony-Total (mg/L)	0.0015			0.0015		0.0015	0.0015	2
Arsenic-Dissolved (mg/L)	0.001125	0.000629	0.000625	0.001	0.00175	0.0005	0.002	4
Arsenic-Total (mg/L)	0.001			0.001		0.001	0.001	2
Barium-Dissolved (mg/L)	0.05		0.05	0.05	0.05	0.05	0.05	4
Barium-Total (mg/L)	0.05			0.05		0.05	0.05	2
Beryllium-Total (mg/L)	0.0005			0.0005		0.0005	0.0005	2
Bicarbonate as HCO <sub>3</sub> (mg/L)	606	29.60856	585.75	595	637.25	585	649	4
Boron-Dissolved (mg/L)	0.8	0.08165	0.725	0.8	0.875	0.7	0.9	4
Boron-Total (mg/L)	0.7			0.7		0.7	0.7	2
Cadmium-Dissolved (mg/L)	0.0025		0.0025	0.0025	0.0025	0.0025	0.0025	4
Cadmium-Total (mg/L)	0.0025			0.0025		0.0025	0.0025	2
Calcium-Dissolved (mg/L)	467	40.41452	428.5	466	506.5	420	516	4
Carbonate as CO <sub>3</sub> (mg/L)	2.5		2.5	2.5	2.5	2.5	2.5	4
Cation/Anion Balance (%)								
Cations (meq/L)	143	11.63329	132	142.5	154.5	130	157	4
Chloride (mg/L)	1625	225.4625	1395	1715	1765	1290	1780	4
Chromium-Dissolved (mg/L)	0.025		0.025	0.025	0.025	0.025	0.025	4
Chromium-Total (mg/L)	0.025			0.025		0.025	0.025	2
Conductivity @ 25 C (umhos/cm)	11375	590.9033	10850	11300	11975	10800	12100	4
Copper-Dissolved (mg/L)	0.005		0.005	0.005	0.005	0.005	0.005	4
Copper-Total (mg/L)	0.005			0.005		0.005	0.005	2
Fluoride (mg/L)	0.225	0.317543	0.05	0.075	0.55	0.05	0.7	4
Gross Alpha-Dissolved (pCi/L)	62.95	44.06998	39.275	42.05	107.525	38.7	129	4
Gross Beta-Dissolved (pCi/L)	-7.5	15.06652	-23	-0.5	1	-30	1	4
Gross Gamma-Dissolved (pCi/L)	527.5	604.7245	2.5	505	1075		1100	4
Iron-Dissolved (mg/L)	0.015		0.015	0.015	0.015	0.015	0.015	4
Iron-Total (mg/L)	0.08	0.056569		0.08		0.04	0.12	2
Lead-Dissolved (mg/L)	0.0005		0.0005	0.0005	0.0005	0.0005	0.0005	4
Lead-Total (mg/L)	0.0005			0.0005		0.0005	0.0005	2
Lead 210-Dissolved (pCi/L)	0.925	0.903235	0.125	0.8	1.85		2.1	4
Lead 210-Suspended (pCi/L)	-0.2	1.4	-1.6	0.5	0.5	-2.3	0.5	4
Lead 210-Total (pCi/L)	0.5			0.5		0.5	0.5	1
Magnesium-Dissolved (mg/L)	405.75	39.17801	368.75	404.5	444	360	454	4
Manganese-Dissolved (mg/L)	2.4125	0.549689	1.8525	2.57	2.815	1.62	2.89	4
Manganese-Total (mg/L)	2.18	0.66468		2.18		1.71	2.65	2
Mercury-Dissolved (mg/L)	0.0005		0.0005	0.0005	0.0005	0.0005	0.0005	4
Mercury-Total (mg/L)	0.00033	0.000233	0.000075	0.0005	0.0005	0.00005	0.0005	5
Molybdenum-Dissolved (mg/L)	0.05		0.05	0.05	0.05	0.05	0.05	4
Molybdenum-Total (mg/L)	0.0275	0.03182		0.0275		0.005	0.05	2
Nickel-Dissolved (mg/L)	0.025		0.025	0.025	0.025	0.025	0.025	4
Nickel-Total (mg/L)	0.025			0.025		0.025	0.025	2
Nitrogen, Nitrate as N (mg/L)	0.1025	0.070887	0.05	0.08	0.1775	0.05	0.2	4
Nitrogen, Nitrite as N (mg/L)	0.04375	0.0125	0.03125	0.05	0.05	0.025	0.05	4



POWERTECH (USA) INC.

**Powertech (USA)  
Dewey-Burdock Project**

**Appendix 3.4-C - Groundwater Quality Data**

<b>Well #677</b>								
<b>Analyte</b>	<b>Mean</b>	<b>StDev</b>	<b>Q1</b>	<b>Median</b>	<b>Q3</b>	<b>Minimum</b>	<b>Maximum</b>	<b>n</b>
Oxidation-Reduction Potential (mV)	193.3333	20.81666	170	200	210	170	210	3
pH	7.16	0.082865	7.1	7.135	7.245	7.09	7.28	4
Polonium 210-Dissolved (pCi/L)	0.9	0.867948	0.425	0.5	1.775	0.4	2.2	4
Polonium 210-Suspended (pCi/L)	0.825	1.164403	-0.025	0.5	2	-0.2	2.5	4
Polonium 210-Total (pCi/L)	0.5			0.5		0.5	0.5	1
Potassium-Dissolved (mg/L)	11.325	1.408013	10.1	11.15	12.725	9.8	13.2	4
Radium 226-Dissolved (pCi/L)	0.366667	0.46188	0.1	0.1	0.9	0.1	0.9	3
Radium 226-Suspended (pCi/L)	0.8	1.270171	0.1	0.2	2.1	0.1	2.7	4
Radium 226-Total (pCi/L)	0.1			0.1		0.1	0.1	1
Radium 226 (pCi/L)								
Radon 222-Total (pCi/L)	983.3333	234.7282	808	892	1250	808	1250	3
Selenium-Dissolved (mg/L)	0.001125	0.00125	0.0005	0.0005	0.002375	0.0005	0.003	4
Selenium-IV-Dissolved (mg/L)	0.0005		0.0005	0.0005	0.0005	0.0005	0.0005	3
Selenium-Total (mg/L)	0.00325	0.003889		0.00325		0.0005	0.006	2
Selenium-VI-Dissolved (mg/L)	0.0005		0.0005	0.0005	0.0005	0.0005	0.0005	3
Silica-Dissolved (mg/L)	8.45	2.853653	5.5	9.7	10.15	4.2	10.2	4
Silver-Dissolved (mg/L)	0.0025		0.0025	0.0025	0.0025	0.0025	0.0025	4
Silver-Total (mg/L)	0.0025			0.0025		0.0025	0.0025	2
Sodium-Dissolved (mg/L)	1965	148.4363	1827.5	1955	2112.5	1810	2140	4
Sodium Adsorption Ratio (SAR) (meq/L)	16.33333	0.57735	16	16	17	16	17	3
Solids-Total Dissolved Calculated (mg/L)	8990	438.178	8590	8950	9430	8510	9550	4
Solids-Total Dissolved TDS @ 180 C (mg/L)	9325	386.221	8950	9350	9675	8900	9700	4
Strontium-Total (mg/L)	10.8	1.131371		10.8		10	11.6	2
Sulfate (mg/L)	4425	118.1807	4330	4400	4545	4310	4590	4
TDS Balance (0.80 - 1.20) (dec.%)	1.0375	0.061847	0.9725	1.055	1.085	0.95	1.09	4
Thallium-Total (mg/L)	0.0005			0.0005		0.0005	0.0005	2
Thorium 230-Dissolved (pCi/L)	0.075	0.05	0.025	0.1	0.1		0.1	4
Thorium 230-Suspended (pCi/L)	0.675	1.021029	0.1	0.2	1.725	0.1	2.2	4
Thorium 230-Total (pCi/L)	0.1			0.1		0.1	0.1	1
Thorium 232-Dissolved (pCi/L)	0.0025		0.0025	0.0025	0.0025	0.0025	0.0025	4
Uranium-Dissolved (mg/L)	0.037825	0.010891	0.0264	0.04225	0.044825	0.0218	0.045	4
Uranium-Suspended (mg/L)	0.00805	0.01283	0.00015	0.002525	0.021475	0.00015	0.027	4
Uranium-Total (mg/L)	0.04425	0.004031		0.04425		0.0414	0.0471	2
Vanadium-Dissolved (mg/L)	0.05		0.05	0.05	0.05	0.05	0.05	4
Zinc-Dissolved (mg/L)	0.0125	0.00866	0.005	0.0125	0.02	0.005	0.02	4
Zinc-Total (mg/L)	0.0075	0.003536		0.0075		0.005	0.01	2





POWERTECH (USA) INC.

Powertech (USA)  
Dewey-Burdock Project

Appendix 3.4-C - Groundwater Quality Data

Well #678					
Analyte	9/28/2007 16:22	11/27/2007 13:40	2/5/2008 15:39	2/5/2008 15:45	4/29/2008 13:41
A/C Balance ( $\pm 5$ ) (%)	-0.532	0.551	<0	<0	1.9
Alkalinity-Total as CaCO <sub>3</sub> (mg/L)	490	480	468	472	478
Aluminum-Dissolved (mg/L)	<0.1	<0.1	<0.1	<0.1	<0.1
Ammonia (mg/L)	<0.1	<0.1	<0.1	<0.1	<0.1
Anions (meq/L)	78.6	83.1	85.9	87.6	89.1
Antimony-Total (mg/L)			<0.003	<0.003	<0.003
Arsenic-Dissolved (mg/L)	0.002	<0.001	0.001	0.001	0.001
Arsenic-Total (mg/L)			0.002	0.001	0.001
Barium-Dissolved (mg/L)	<0.1	<0.1	<0.1	<0.1	<0.1
Barium-Total (mg/L)			<0.1	<0.1	<0.1
Beryllium-Total (mg/L)			<0.001	<0.001	<0.001
Bicarbonate as HCO <sub>3</sub> (mg/L)	597	585	570	575	583
Boron-Dissolved (mg/L)	1.3	1.4	1.6	1.6	1.4
Boron-Total (mg/L)			1.6	1.6	1.4
Cadmium-Dissolved (mg/L)	<0.005	<0.005	<0.005	<0.005	<0.005
Cadmium-Total (mg/L)			<0.005	<0.005	<0.005
Calcium-Dissolved (mg/L)	397	422	428	412	457
Carbonate as CO <sub>3</sub> (mg/L)	<5	<5	<5	<5	<5
Cations (meq/L)	77.8	84	85.3	84.6	92.6
Chloride (mg/L)	64	61	96	94	54
Chromium-Dissolved (mg/L)	<0.05	<0.05	<0.05	<0.05	<0.05
Chromium-Total (mg/L)			<0.05	<0.05	<0.05
Conductivity @ 25 C ( $\mu$ mhos/cm)	5710	5780	6020	5990	6300
Copper-Dissolved (mg/L)	<0.01	<0.01	<0.01	<0.01	<0.01
Copper-Total (mg/L)			<0.01	<0.01	<0.01
Fluoride (mg/L)	0.6	0.9	<0.1	0.9	1
Gross Alpha-Dissolved (pCi/L)	23.2	18.9	41.5	30.2	54.7
Gross Beta-Dissolved (pCi/L)	8.1	35.3	16	<2	12.8
Gross Gamma-Dissolved (pCi/L)	1100	1100	<20	100	
Iron-Dissolved (mg/L)	<0.03	<0.03	<0.03	<0.03	<0.03
Iron-Total (mg/L)			0.04	0.04	<0.03
Lead 210-Dissolved (pCi/L)	<1	4	3.3	<1	-1.2
Lead 210-Suspended (pCi/L)	<1	<1	<1	<1	-1.5
Lead 210-Total (pCi/L)	<1				
Lead-Dissolved (mg/L)	<0.001	<0.001	<0.001	<0.001	<0.001
Lead-Total (mg/L)			<0.001	<0.001	<0.001
Magnesium-Dissolved (mg/L)	398	434	434	438	500
Manganese-Dissolved (mg/L)	2.85	3.31	2.39	2.79	2.66
Manganese-Total (mg/L)			2.72	2.61	2.61
Mercury-Dissolved (mg/L)	<0.001	<0.001	<0.001	<0.001	<0.001
Mercury-Total (mg/L)	<0.0002	<0.001	<0.001	<0.001	<0.001
Molybdenum-Dissolved (mg/L)	<0.1	<0.1	<0.1	<0.1	<0.1
Molybdenum-Total (mg/L)			0.01	0.01	<0.1
Nickel-Dissolved (mg/L)	<0.05	<0.05	<0.05	<0.05	<0.05
Nickel-Total (mg/L)			<0.05	<0.05	<0.05
Nitrogen, Nitrate as N (mg/L)	0.2	0.2	0.1	0.1	0.09
Nitrogen, Nitrite as N (mg/L)	<0.1	<0.1	<0.1	<0.1	<0.05
Oxidation-Reduction Potential (mV)		210	200	200	260
pH	7.23	7.42	7.34	7.36	7.55
Polonium 210-Dissolved (pCi/L)	<1	<1	2.4	1	1.3
Polonium 210-Suspended (pCi/L)	<1	1.3	<1	<1	
Polonium 210-Total (pCi/L)	<1				
Potassium-Dissolved (mg/L)	18.9	20.1	20.2	20	17.4
Radium 226-Dissolved (pCi/L)	<0.2	<0.2	<0.2	<0.2	
Radium 226-Suspended (pCi/L)	<0.2	0.7	<0.2	<0.2	0.7
Radium 226-Total (pCi/L)	<0.2				



POWERTECH (USA) INC.

Powertech (USA)  
Dewey-Burdock Project

Appendix 3.4-C - Groundwater Quality Data

Well #678					
Analyte	9/28/2007 16:22	11/27/2007 13:40	2/5/2008 15:39	2/5/2008 15:45	4/29/2008 13:41
Radon 222-Total (pCi/L)		391	487	418	687
Selenium-Dissolved (mg/L)	0.003	<0.001	0.002	<0.001	<0.001
Selenium-IV-Dissolved (mg/L)		<0.001	<0.001	<0.001	<0.001
Selenium-Total (mg/L)			0.005	0.004	0.003
Selenium-VI-Dissolved (mg/L)		<0.001	0.002	<0.001	<0.001
Silica-Dissolved (mg/L)	14.9	15.4	16.3	16.3	7.9
Silver-Dissolved (mg/L)	<0.005	<0.005	<0.005	<0.005	<0.005
Silver-Total (mg/L)			<0.005	<0.005	<0.005
Sodium Adsorption Ratio (SAR) (meq/L)		5	5.2	5.1	4.9
Sodium-Dissolved (mg/L)	564	609	634	628	643
Solids-Total Dissolved Calculated (mg/L)	4950	5280	5440	5500	5730
Solids-Total Dissolved TDS @ 180 C (mg/L)	6000	6100	6000	6000	5400
Strontium-Total (mg/L)			10.2	9.7	11
Sulfate (mg/L)	3220	3440	3540	3620	3740
TDS Balance (0.80 - 1.20) (dec.%)	1.21	1.16	1.1	1.1	0.95
Thallium-Total (mg/L)			<0.001	<0.001	<0.001
Thorium 230-Dissolved (pCi/L)	<0.2	<0.2	0.3	<0.2	0.2
Thorium 230-Suspended (pCi/L)	<0.2	<0.2	<0.2	<0.2	0.1
Thorium 230-Total (pCi/L)	<0.2				
Thorium 232-Dissolved (pCi/L)	<0.005	<0.005	<0.005	<0.005	<0.005
Uranium-Dissolved (mg/L)	0.0352	0.0349	0.0368	0.0368	0.0355
Uranium-Suspended (mg/L)	0.0032	0.0008	<0.0003	<0.0003	<0.0003
Uranium-Total (mg/L)			0.0379	0.0352	0.0387
Vanadium-Dissolved (mg/L)	<0.1	<0.1	<0.1	<0.1	0.2
Zinc-Dissolved (mg/L)	0.01	0.01	<0.01	<0.01	<0.01
Zinc-Total (mg/L)			<0.01	<0.01	<0.01



POWERTECH (USA) INC.

**Powertech (USA)  
Dewey-Burdock Project**

**Appendix 3.4-C - Groundwater Quality Data**

Well #678								
Analyte	Mean	StDev	Q1	Median	Q3	Minimum	Maximum	n
A/C Balance (± 5) (%)	0.3838	0.930069	-0.266		1.2255	-0.532	1.9	5
Alkalinity-Total as CaCO <sub>3</sub> (mg/L)	477.6	8.414274	470	478	485	468	490	5
Aluminum-Dissolved (mg/L)	0.05		0.05	0.05	0.05	0.05	0.05	5
Ammonia (mg/L)	0.05		0.05	0.05	0.05	0.05	0.05	5
Anions (meq/L)	84.86	4.148855	80.85	85.9	88.35	78.6	89.1	5
Antimony-Total (mg/L)	0.0015		0.0015	0.0015	0.0015	0.0015	0.0015	3
Arsenic-Dissolved (mg/L)	0.0011	0.000548	0.00075	0.001	0.0015	0.0005	0.002	5
Arsenic-Total (mg/L)	0.001333	0.000577	0.001	0.001	0.002	0.001	0.002	3
Barium-Dissolved (mg/L)	0.05		0.05	0.05	0.05	0.05	0.05	5
Barium-Total (mg/L)	0.05		0.05	0.05	0.05	0.05	0.05	3
Beryllium-Total (mg/L)	0.0005		0.0005	0.0005	0.0005	0.0005	0.0005	3
Bicarbonate as HCO <sub>3</sub> (mg/L)	582	10.34408	572.5	583	591	570	597	5
Boron-Dissolved (mg/L)	1.46	0.134164	1.35	1.4	1.6	1.3	1.6	5
Boron-Total (mg/L)	1.533333	0.11547	1.4	1.6	1.6	1.4	1.6	3
Cadmium-Dissolved (mg/L)	0.0025		0.0025	0.0025	0.0025	0.0025	0.0025	5
Cadmium-Total (mg/L)	0.0025		0.0025	0.0025	0.0025	0.0025	0.0025	3
Calcium-Dissolved (mg/L)	423.2	22.24185	404.5	422	442.5	397	457	5
Carbonate as CO <sub>3</sub> (mg/L)	2.5		2.5	2.5	2.5	2.5	2.5	5
Cation/Anion Balance (%)								
Cations (meq/L)	84.86	5.261939	80.9	84.6	88.95	77.8	92.6	5
Chloride (mg/L)	73.8	19.70279	57.5	64	95	54	96	5
Chromium-Dissolved (mg/L)	0.025		0.025	0.025	0.025	0.025	0.025	5
Chromium-Total (mg/L)	0.025		0.025	0.025	0.025	0.025	0.025	3
Conductivity @ 25 C (umhos/cm)	5960	231.8405	5745	5990	6160	5710	6300	5
Copper-Dissolved (mg/L)	0.005		0.005	0.005	0.005	0.005	0.005	5
Copper-Total (mg/L)	0.005		0.005	0.005	0.005	0.005	0.005	3
Fluoride (mg/L)	0.69	0.387943	0.325	0.9	0.95	0.05	1	5
Gross Alpha-Dissolved (pCi/L)	33.7	14.5205	21.05	30.2	48.1	18.9	54.7	5
Gross Beta-Dissolved (pCi/L)	14.64	12.85391	4.55	12.8	25.65	1	35.3	5
Gross Gamma-Dissolved (pCi/L)	462	583.7123	5	100	1100		1100	5
Iron-Dissolved (mg/L)	0.015		0.015	0.015	0.015	0.015	0.015	5
Iron-Total (mg/L)	0.031667	0.014434	0.015	0.04	0.04	0.015	0.04	3
Lead-Dissolved (mg/L)	0.0005		0.0005	0.0005	0.0005	0.0005	0.0005	5
Lead-Total (mg/L)	0.0005		0.0005	0.0005	0.0005	0.0005	0.0005	3
Lead 210-Dissolved (pCi/L)	1.42	2.164948	-0.35	0.5	3.65	-1.2	4	5
Lead 210-Suspended (pCi/L)	0.1	0.894427	-0.5	0.5	0.5	-1.5	0.5	5
Lead 210-Total (pCi/L)	0.5			0.5		0.5	0.5	1
Magnesium-Dissolved (mg/L)	440.8	36.86733	416	434	469	398	500	5
Manganese-Dissolved (mg/L)	2.8	0.335559	2.525	2.79	3.08	2.39	3.31	5
Manganese-Total (mg/L)	2.646667	0.063509	2.61	2.61	2.72	2.61	2.72	3
Mercury-Dissolved (mg/L)	0.0005		0.0005	0.0005	0.0005	0.0005	0.0005	5
Mercury-Total (mg/L)	0.000367	0.000207	0.0001	0.0005	0.0005	0.0001	0.0005	6
Molybdenum-Dissolved (mg/L)	0.05		0.05	0.05	0.05	0.05	0.05	5
Molybdenum-Total (mg/L)	0.023333	0.023094	0.01	0.01	0.05	0.01	0.05	3
Nickel-Dissolved (mg/L)	0.025		0.025	0.025	0.025	0.025	0.025	5
Nickel-Total (mg/L)	0.025		0.025	0.025	0.025	0.025	0.025	3
Nitrogen, Nitrate as N (mg/L)	0.138	0.056745	0.095	0.1	0.2	0.09	0.2	5
Nitrogen, Nitrite as N (mg/L)	0.045	0.01118	0.0375	0.05	0.05	0.025	0.05	5



POWERTECH (USA) INC.

**Powertech (USA)  
Dewey-Burdock Project**

**Appendix 3.4-C - Groundwater Quality Data**

<b>Well #678</b>								
<b>Analyte</b>	<b>Mean</b>	<b>StDev</b>	<b>Q1</b>	<b>Median</b>	<b>Q3</b>	<b>Minimum</b>	<b>Maximum</b>	<b>n</b>
Oxidation-Reduction Potential (mV)	217.5	28.72281	200	205	247.5	200	260	4
pH	7.38	0.11726	7.285	7.36	7.485	7.23	7.55	5
Polonium 210-Dissolved (pCi/L)	1.14	0.782943	0.5	1	1.85	0.5	2.4	5
Polonium 210-Suspended (pCi/L)	0.56	0.466905	0.25	0.5	0.9		1.3	5
Polonium 210-Total (pCi/L)	0.5			0.5		0.5	0.5	1
Potassium-Dissolved (mg/L)	19.32	1.194571	18.15	20	20.15	17.4	20.2	5
Radium 226-Dissolved (pCi/L)	0.1		0.1	0.1	0.1	0.1	0.1	4
Radium 226-Suspended (pCi/L)	0.34	0.328634	0.1	0.1	0.7	0.1	0.7	5
Radium 226-Total (pCi/L)	0.1			0.1		0.1	0.1	1
Radium 226 (pCi/L)								
Radon 222-Total (pCi/L)	495.75	133.7544	397.75	452.5	637	391	687	4
Selenium-Dissolved (mg/L)	0.0013	0.001151	0.0005	0.0005	0.0025	0.0005	0.003	5
Selenium-IV-Dissolved (mg/L)	0.0005		0.0005	0.0005	0.0005	0.0005	0.0005	4
Selenium-Total (mg/L)	0.004	0.001	0.003	0.004	0.005	0.003	0.005	3
Selenium-VI-Dissolved (mg/L)	0.000875	0.00075	0.0005	0.0005	0.001625	0.0005	0.002	4
Silica-Dissolved (mg/L)	14.16	3.550775	11.4	15.4	16.3	7.9	16.3	5
Silver-Dissolved (mg/L)	0.0025		0.0025	0.0025	0.0025	0.0025	0.0025	5
Silver-Total (mg/L)	0.0025		0.0025	0.0025	0.0025	0.0025	0.0025	3
Sodium-Dissolved (mg/L)	615.6	31.42133	586.5	628	638.5	564	643	5
Sodium Adsorption Ratio (SAR) (meq/L)	5.05	0.129099	4.925	5.05	5.175	4.9	5.2	4
Solids-Total Dissolved Calculated (mg/L)	5380	289.5686	5115	5440	5615	4950	5730	5
Solids-Total Dissolved TDS @ 180 C (mg/L)	5900	282.8427	5700	6000	6050	5400	6100	5
Strontium-Total (mg/L)	10.3	0.655744	9.7	10.2	11	9.7	11	3
Sulfate (mg/L)	3512	196.774	3330	3540	3680	3220	3740	5
TDS Balance (0.80 - 1.20) (dec.%)	1.104	0.097622	1.025	1.1	1.185	0.95	1.21	5
Thallium-Total (mg/L)	0.0005		0.0005	0.0005	0.0005	0.0005	0.0005	3
Thorium 230-Dissolved (pCi/L)	0.16	0.089443	0.1	0.1	0.25	0.1	0.3	5
Thorium 230-Suspended (pCi/L)	0.1		0.1	0.1	0.1	0.1	0.1	5
Thorium 230-Total (pCi/L)	0.1			0.1		0.1	0.1	1
Thorium 232-Dissolved (pCi/L)	0.0025		0.0025	0.0025	0.0025	0.0025	0.0025	5
Uranium-Dissolved (mg/L)	0.03584	0.000902	0.03505	0.0355	0.0368	0.0349	0.0368	5
Uranium-Suspended (mg/L)	0.00089	0.001322	0.00015	0.00015	0.002	0.00015	0.0032	5
Uranium-Total (mg/L)	0.037267	0.001834	0.0352	0.0379	0.0387	0.0352	0.0387	3
Vanadium-Dissolved (mg/L)	0.08	0.067082	0.05	0.05	0.125	0.05	0.2	5
Zinc-Dissolved (mg/L)	0.007	0.002739	0.005	0.005	0.01	0.005	0.01	5
Zinc-Total (mg/L)	0.005		0.005	0.005	0.005	0.005	0.005	3



POWERTECH (USA) INC.

Powertech (USA)  
Dewey-Burdock Project

Appendix 3.4-C - Groundwater Quality Data

Well #679				
Analyte	9/28/2007 15:04	11/14/2007 13:45	2/3/2008 16:25	5/18/2008 18:00
A/C Balance (± 5) (%)	-1.81	-1.35	1.37	6.81
Alkalinity-Total as CaCO <sub>3</sub> (mg/L)	140	136	144	158
Aluminum-Dissolved (mg/L)	<0.1	<0.1	<0.1	<0.1
Ammonia (mg/L)	<0.1	<0.1	<0.1	<0.1
Anions (meq/L)	32.7	34.4	33	33.6
Antimony-Total (mg/L)			<0.003	<0.003
Arsenic-Dissolved (mg/L)	<0.001	<0.001	<0.001	<0.001
Arsenic-Total (mg/L)			0.007	0.011
Barium-Dissolved (mg/L)	<0.1	<0.1	<0.1	<0.1
Barium-Total (mg/L)			0.2	0.3
Beryllium-Total (mg/L)			<0.001	0.002
Bicarbonate as HCO <sub>3</sub> (mg/L)	171	166	176	193
Boron-Dissolved (mg/L)	0.4	0.4	0.4	0.4
Boron-Total (mg/L)			<0.1	0.4
Cadmium-Dissolved (mg/L)	<0.005	<0.005	<0.005	<0.005
Cadmium-Total (mg/L)			<0.001	<0.001
Calcium-Dissolved (mg/L)	414	447	440	515
Carbonate as CO <sub>3</sub> (mg/L)	<5	<5	<5	<5
Cations (meq/L)	31.5	33.5	33.9	38.5
Chloride (mg/L)	12	12	13	11
Chromium-Dissolved (mg/L)	<0.05	<0.05	<0.05	<0.05
Chromium-Total (mg/L)			<0.05	<0.05
Conductivity @ 25 C (umhos/cm)	2520	2470	1970	2880
Copper-Dissolved (mg/L)	<0.01	<0.01	<0.01	<0.01
Copper-Total (mg/L)			0.02	0.03
Fluoride (mg/L)	0.3	0.2	0.4	0.4
Gross Alpha-Dissolved (pCi/L)	19.9	13.3	18.4	22.4
Gross Beta-Dissolved (pCi/L)	10.7	16.3	7.2	10.8
Gross Gamma-Dissolved (pCi/L)	1200	1500	86	
Iron-Dissolved (mg/L)	<0.03	<0.03	<0.03	<0.03
Iron-Total (mg/L)			14.9	26.4
Lead 210-Dissolved (pCi/L)	<1	9.1	<1	4.5
Lead 210-Suspended (pCi/L)	<1	<1	<1	-9.8
Lead 210-Total (pCi/L)	<1			
Lead-Dissolved (mg/L)	<0.001	<0.001	<0.001	<0.001
Lead-Total (mg/L)			0.015	0.022
Magnesium-Dissolved (mg/L)	89	92.5	100	109
Manganese-Dissolved (mg/L)	0.14	0.04	0.03	0.04
Manganese-Total (mg/L)			0.35	0.57
Mercury-Dissolved (mg/L)	<0.001	<0.001	<0.001	<0.001
Mercury-Total (mg/L)	<0.0002	<0.001		<0.0001
Molybdenum-Dissolved (mg/L)	<0.1	<0.1	<0.1	<0.1
Molybdenum-Total (mg/L)			0.01	0.02
Nickel-Dissolved (mg/L)	<0.05	<0.05	<0.05	<0.05
Nickel-Total (mg/L)			<0.05	<0.05



**POWERTECH (USA) INC.**

**Powertech (USA)  
Dewey-Burdock Project**

**Appendix 3.4-C - Groundwater Quality Data**

<b>Well #679</b>				
<b>Analyte</b>	<b>9/28/2007 15:04</b>	<b>11/14/2007 13:45</b>	<b>2/3/2008 16:25</b>	<b>5/18/2008 18:00</b>
Nitrogen, Nitrate as N (mg/L)	1.2	1.3	1.3	1.1
Nitrogen, Nitrite as N (mg/L)	<0.1	<0.1	<0.1	<0.1
Oxidation-Reduction Potential (mV)		230	200	240
pH	7.53	7.34	7.66	7.83
Polonium 210-Dissolved (pCi/L)	1.1	2.3	<1	-0.1
Polonium 210-Suspended (pCi/L)	<1	<1	<1	-0.3
Polonium 210-Total (pCi/L)	<1			
Potassium-Dissolved (mg/L)	12.5	11.4	11.8	11.1
Radium 226-Dissolved (pCi/L)	<0.2	<0.2	0.9	3.7
Radium 226-Suspended (pCi/L)	2.5		9	0.2
Radium 226-Total (pCi/L)	2.5			
Radon 222-Total (pCi/L)		819	2170	1250
Selenium-Dissolved (mg/L)	0.016	0.012	0.013	0.01
Selenium-IV-Dissolved (mg/L)		<0.001	<0.001	<0.001
Selenium-Total (mg/L)			0.014	0.013
Selenium-VI-Dissolved (mg/L)		0.012	0.012	0.01
Silica-Dissolved (mg/L)	10.4	12.6	12.7	6
Silver-Dissolved (mg/L)	<0.005	<0.005	<0.005	<0.005
Silver-Total (mg/L)			<0.005	<0.005
Sodium Adsorption Ratio (SAR) (meq/L)		0.84	0.87	0.86
Sodium-Dissolved (mg/L)	73	74.9	77.6	82
Solids-Total Dissolved Calculated (mg/L)	2110	2230	2160	2290
Solids-Total Dissolved TDS @ 180 C (mg/L)	2500	2600	2500	2500
Strontium-Total (mg/L)			7.3	7.8
Sulfate (mg/L)	1580	1500	1420	1440
TDS Balance (0.80 - 1.20) (dec.%)	1.19	1.15	1.18	1.09
Thallium-Total (mg/L)			<0.001	<0.001
Thorium 230-Dissolved (pCi/L)	<0.2	<0.2	<0.2	
Thorium 230-Suspended (pCi/L)	1.9	0.3	0.4	1.4
Thorium 230-Total (pCi/L)	1.9			
Thorium 232-Dissolved (pCi/L)	<0.005	<0.005	<0.005	<0.005
Uranium-Dissolved (mg/L)	0.0157	0.0144	0.0139	0.0112
Uranium-Suspended (mg/L)	0.011	0.0008	0.0007	0.0012
Uranium-Total (mg/L)			0.0154	0.0164
Vanadium-Dissolved (mg/L)	<0.1	<0.1	<0.1	<0.1
Zinc-Dissolved (mg/L)	<0.01	<0.01	<0.01	<0.01
Zinc-Total (mg/L)			0.06	0.09



POWERTECH (USA) INC.

**Powertech (USA)  
Dewey-Burdock Project**

**Appendix 3.4-C - Groundwater Quality Data**

<b>Well #679</b>								
<b>Analyte</b>	<b>Mean</b>	<b>StDev</b>	<b>Q1</b>	<b>Median</b>	<b>Q3</b>	<b>Minimum</b>	<b>Maximum</b>	<b>n</b>
A/C Balance ( $\pm 5$ ) (%)	1.255	3.960282	-1.695	0.01	5.45	-1.81	6.81	4
Alkalinity-Total as CaCO <sub>3</sub> (mg/L)	144.5	9.574271	137	142	154.5	136	158	4
Aluminum-Dissolved (mg/L)	0.05		0.05	0.05	0.05	0.05	0.05	4
Ammonia (mg/L)	0.05		0.05	0.05	0.05	0.05	0.05	4
Anions (meq/L)	33.425	0.75	32.775	33.3	34.2	32.7	34.4	4
Antimony-Total (mg/L)	0.0015			0.0015		0.0015	0.0015	2
Arsenic-Dissolved (mg/L)	0.0005		0.0005	0.0005	0.0005	0.0005	0.0005	4
Arsenic-Total (mg/L)	0.009	0.002828		0.009		0.007	0.011	2
Barium-Dissolved (mg/L)	0.05		0.05	0.05	0.05	0.05	0.05	4
Barium-Total (mg/L)	0.25	0.070711		0.25		0.2	0.3	2
Beryllium-Total (mg/L)	0.00125	0.001061		0.00125		0.0005	0.002	2
Bicarbonate as HCO <sub>3</sub> (mg/L)	176.5	11.73314	167.25	173.5	188.75	166	193	4
Boron-Dissolved (mg/L)	0.4		0.4	0.4	0.4	0.4	0.4	4
Boron-Total (mg/L)	0.225	0.247487		0.225		0.05	0.4	2
Cadmium-Dissolved (mg/L)	0.0025		0.0025	0.0025	0.0025	0.0025	0.0025	4
Cadmium-Total (mg/L)	0.0005			0.0005		0.0005	0.0005	2
Calcium-Dissolved (mg/L)	454	43.07358	420.5	443.5	498	414	515	4
Carbonate as CO <sub>3</sub> (mg/L)	2.5		2.5	2.5	2.5	2.5	2.5	4
Cation/Anion Balance (%)								
Cations (meq/L)	34.35	2.959167	32	33.7	37.35	31.5	38.5	4
Chloride (mg/L)	12	0.816497	11.25	12	12.75	11	13	4
Chromium-Dissolved (mg/L)	0.025		0.025	0.025	0.025	0.025	0.025	4
Chromium-Total (mg/L)	0.025			0.025		0.025	0.025	2
Conductivity @ 25 C (umhos/cm)	2460	374.2548	2095	2495	2790	1970	2880	4
Copper-Dissolved (mg/L)	0.005		0.005	0.005	0.005	0.005	0.005	4
Copper-Total (mg/L)	0.025	0.007071		0.025		0.02	0.03	2
Fluoride (mg/L)	0.325	0.095743	0.225	0.35	0.4	0.2	0.4	4
Gross Alpha-Dissolved (pCi/L)	18.5	3.839271	14.575	19.15	21.775	13.3	22.4	4
Gross Beta-Dissolved (pCi/L)	11.25	3.759876	8.075	10.75	14.925	7.2	16.3	4
Gross Gamma-Dissolved (pCi/L)	696.5	765.2771	21.5	643	1425		1500	4
Iron-Dissolved (mg/L)	0.015		0.015	0.015	0.015	0.015	0.015	4
Iron-Total (mg/L)	20.65	8.131728		20.65		14.9	26.4	2
Lead-Dissolved (mg/L)	0.0005		0.0005	0.0005	0.0005	0.0005	0.0005	4
Lead-Total (mg/L)	0.0185	0.00495		0.0185		0.015	0.022	2
Lead 210-Dissolved (pCi/L)	3.65	4.093491	0.5	2.5	7.95	0.5	9.1	4
Lead 210-Suspended (pCi/L)	-2.075	5.15	-7.225	0.5	0.5	-9.8	0.5	4
Lead 210-Total (pCi/L)	0.5			0.5		0.5	0.5	1
Magnesium-Dissolved (mg/L)	97.625	8.863549	89.875	96.25	106.75	89	109	4
Manganese-Dissolved (mg/L)	0.0625	0.051881	0.0325	0.04	0.115	0.03	0.14	4
Manganese-Total (mg/L)	0.46	0.155563		0.46		0.35	0.57	2
Mercury-Dissolved (mg/L)	0.0005		0.0005	0.0005	0.0005	0.0005	0.0005	4
Mercury-Total (mg/L)	0.000217	0.000247	0.00005	0.0001	0.0005	0.00005	0.0005	3
Molybdenum-Dissolved (mg/L)	0.05		0.05	0.05	0.05	0.05	0.05	4
Molybdenum-Total (mg/L)	0.015	0.007071		0.015		0.01	0.02	2
Nickel-Dissolved (mg/L)	0.025		0.025	0.025	0.025	0.025	0.025	4
Nickel-Total (mg/L)	0.025			0.025		0.025	0.025	2
Nitrogen, Nitrate as N (mg/L)	1.225	0.095743	1.125	1.25	1.3	1.1	1.3	4
Nitrogen, Nitrite as N (mg/L)	0.05		0.05	0.05	0.05	0.05	0.05	4



**Powertech (USA)  
Dewey-Burdock Project**

**Appendix 3.4-C - Groundwater Quality Data**

<b>Well #679</b>								
Analyte	Mean	StDev	Q1	Median	Q3	Minimum	Maximum	n
Oxidation-Reduction Potential (mV)	223.3333	20.81666	200	230	240	200	240	3
pH	7.59	0.207043	7.3875	7.595	7.7875	7.34	7.83	4
Polonium 210-Dissolved (pCi/L)	0.95	1.024695	0.05	0.8	2	-0.1	2.3	4
Polonium 210-Suspended (pCi/L)	0.3	0.4	-0.1	0.5	0.5	-0.3	0.5	4
Polonium 210-Total (pCi/L)	0.5			0.5		0.5	0.5	1
Potassium-Dissolved (mg/L)	11.7	0.60553	11.175	11.6	12.325	11.1	12.5	4
Radium 226-Dissolved (pCi/L)	1.2	1.708801	0.1	0.5	3	0.1	3.7	4
Radium 226-Suspended (pCi/L)	3.9	4.563989	0.2	2.5	9	0.2	9	3
Radium 226-Total (pCi/L)	2.5			2.5		2.5	2.5	1
Radium 226 (pCi/L)								
Radon 222-Total (pCi/L)	1413	690.092	819	1250	2170	819	2170	3
Selenium-Dissolved (mg/L)	0.01275	0.0025	0.0105	0.0125	0.01525	0.01	0.016	4
Selenium-IV-Dissolved (mg/L)	0.0005		0.0005	0.0005	0.0005	0.0005	0.0005	3
Selenium-Total (mg/L)	0.0135	0.000707		0.0135		0.013	0.014	2
Selenium-VI-Dissolved (mg/L)	0.011333	0.001155	0.01	0.012	0.012	0.01	0.012	3
Silica-Dissolved (mg/L)	10.425	3.13515	7.1	11.5	12.675	6	12.7	4
Silver-Dissolved (mg/L)	0.0025		0.0025	0.0025	0.0025	0.0025	0.0025	4
Silver-Total (mg/L)	0.0025			0.0025		0.0025	0.0025	2
Sodium-Dissolved (mg/L)	76.875	3.903311	73.475	76.25	80.9	73	82	4
Sodium Adsorption Ratio (SAR) (meq/L)	0.856667	0.015275	0.84	0.86	0.87	0.84	0.87	3
Solids-Total Dissolved Calculated (mg/L)	2197.5	78.89867	2122.5	2195	2275	2110	2290	4
Solids-Total Dissolved TDS @ 180 C (mg/L)	2525	50	2500	2500	2575	2500	2600	4
Strontium-Total (mg/L)	7.55	0.353553		7.55		7.3	7.8	2
Sulfate (mg/L)	1485	71.87953	1425	1470	1560	1420	1580	4
TDS Balance (0.80 - 1.20) (dec.%)	1.1525	0.045	1.105	1.165	1.1875	1.09	1.19	4
Thallium-Total (mg/L)	0.0005			0.0005		0.0005	0.0005	2
Thorium 230-Dissolved (pCi/L)	0.075	0.05	0.025	0.1	0.1		0.1	4
Thorium 230-Suspended (pCi/L)	1	0.778888	0.325	0.9	1.775	0.3	1.9	4
Thorium 230-Total (pCi/L)	1.9			1.9		1.9	1.9	1
Thorium 232-Dissolved (pCi/L)	0.0025		0.0025	0.0025	0.0025	0.0025	0.0025	4
Uranium-Dissolved (mg/L)	0.0138	0.001892	0.011875	0.01415	0.015375	0.0112	0.0157	4
Uranium-Suspended (mg/L)	0.003425	0.005055	0.000725	0.001	0.00855	0.0007	0.011	4
Uranium-Total (mg/L)	0.0159	0.000707		0.0159		0.0154	0.0164	2
Vanadium-Dissolved (mg/L)	0.05		0.05	0.05	0.05	0.05	0.05	4
Zinc-Dissolved (mg/L)	0.005		0.005	0.005	0.005	0.005	0.005	4
Zinc-Total (mg/L)	0.075	0.021213		0.075		0.06	0.09	2





POWERTECH (USA) INC.

Powertech (USA)  
Dewey-Burdock Project

Appendix 3.4-C - Groundwater Quality Data

Well #680						
Analyte	1/30/2008 13:50	3/31/2008 15:15	4/21/2008 21:21	5/13/2008 16:06	5/21/2008 12:50	6/10/2008 10:50
A/C Balance (± 5) (%)		0.26	0.77	10.2	5.04	6.54
Alkalinity-Total as CaCO <sub>3</sub> (mg/L)	258	264	262	262	254	188
Aluminum-Dissolved (mg/L)	<0.1	<0.1	<0.1	<0.1	<0.1	<0.1
Ammonia (mg/L)	0.2	<0.1	<0.1	<0.1	<0.1	<0.1
Anions (meq/L)	35.2	32.4	33.9	30.6	33.9	33.4
Antimony-Total (mg/L)		<0.003	<0.003	<0.003	<0.003	<0.003
Arsenic-Dissolved (mg/L)	0.026	0.008	0.007	0.004	0.004	0.002
Arsenic-Total (mg/L)		0.009	0.006	0.005	0.004	0.005
Barium-Dissolved (mg/L)	<0.1	<0.1	<0.1	<0.1	<0.1	<0.1
Barium-Total (mg/L)		<0.1	<0.1	<0.1	<0.1	<0.1
Beryllium-Total (mg/L)		<0.001	<0.001	<0.001	<0.003	<0.001
Bicarbonate as HCO <sub>3</sub> (mg/L)	315	322	319	319	310	229
Boron-Dissolved (mg/L)	0.1	0.1	0.1	0.2	0.2	0.2
Boron-Total (mg/L)		0.1	0.1	0.1	0.1	0.1
Cadmium-Dissolved (mg/L)	<0.005	<0.005	<0.005	<0.005	<0.005	<0.005
Cadmium-Total (mg/L)		<0.005	<0.005	<0.001	<0.005	<0.005
Calcium-Dissolved (mg/L)	343	353	368	421	406	415
Carbonate as CO <sub>3</sub> (mg/L)	<5	<5	<5	<5	<5	<5
Cations (meq/L)	33.5	32.5	34.5	37.6	37.5	38.1
Chloride (mg/L)	15	15	11	12	12	12
Chromium-Dissolved (mg/L)	<0.05	<0.05	<0.05	<0.05	<0.05	<0.05
Chromium-Total (mg/L)		<0.05	<0.05	<0.05	<0.05	<0.05
Conductivity @ 25 C (umhos/cm)	2630	2560	2510	2580	2860	3060
Copper-Dissolved (mg/L)	<0.01	<0.01	<0.01	<0.01	<0.01	<0.01
Copper-Total (mg/L)		<0.01	<0.01	<0.01	<0.01	<0.01
Fluoride (mg/L)	0.3	0.3	0.3	0.3	0.5	0.3
Gross Alpha-Dissolved (pCi/L)	4090	6440	4270	6500	4500	4370
Gross Beta-Dissolved (pCi/L)	1330	2320	1390	2250	1530	1320
Gross Gamma-Dissolved (pCi/L)	4700	150	1000	940	21000	5700
Iron-Dissolved (mg/L)	0.43	0.27	0.25	0.19	0.21	0.06
Iron-Total (mg/L)		0.3	0.29	0.34	0.35	0.28
Lead 210-Dissolved (pCi/L)	17		32	37.7	61.8	15.7
Lead 210-Suspended (pCi/L)	<1	-2	-1	20.3	6.8	12
Lead-Dissolved (mg/L)	<0.001	<0.001	<0.001	<0.001	<0.001	<0.001
Lead-Total (mg/L)		<0.001	<0.001	<0.001	<0.001	<0.001
Magnesium-Dissolved (mg/L)	113	111	123	129	133	134
Manganese-Dissolved (mg/L)	0.43	0.4	0.42	0.47	0.48	0.49
Manganese-Total (mg/L)		0.43	0.44	0.5	0.52	0.48
Mercury-Dissolved (mg/L)	<0.001	<0.001	<0.001	<0.001	<0.001	<0.001
Mercury-Total (mg/L)	<0.001	<0.001	<0.001	<0.0001	<0.0001	<0.0001
Molybdenum-Dissolved (mg/L)	<0.1	<0.1	<0.1	<0.1	<0.1	<0.1
Molybdenum-Total (mg/L)		<0.1	<0.1	<0.01	<0.1	<0.1
Nickel-Dissolved (mg/L)	<0.05	<0.05	<0.05	<0.05	<0.05	<0.05
Nickel-Total (mg/L)		<0.05	<0.05	<0.05	<0.05	<0.05
Nitrogen, Nitrate as N (mg/L)	<0.1	<0.1	<0.05	0.1	<0.1	<0.1
Nitrogen, Nitrite as N (mg/L)	<0.1	<0.1	<0.05	<0.1	<0.1	<0.1
Oxidation-Reduction Potential (mV)		180	280	270	160	130
pH	7.26	7.31	7.56	7.14	7.08	7.32
Polonium 210-Dissolved (pCi/L)	1.7	1.5	0.5	2	1.5	0.4
Polonium 210-Suspended (pCi/L)	<1	0.5	0.3	9.1	1.1	1.3
Potassium-Dissolved (mg/L)	20.7	19.1	19.2	19.5	19.5	19.3
Radium 226-Dissolved (pCi/L)	1180	1150	1230	1430	1240	1410
Radium 226-Suspended (pCi/L)	12.7	1.9	1.6	13.2	1	4.4
Radon 222-Total (pCi/L)	143000	71800	81000	151000	359000	91700
Selenium-Dissolved (mg/L)	<0.005	<0.001	<0.001	<0.005	<0.001	<0.001
Selenium-IV-Dissolved (mg/L)	<0.001	<0.001	<0.001	<0.001	<0.001	<0.001
Selenium-Total (mg/L)		<0.001	<0.001	<0.001	<0.001	<0.001
Selenium-VI-Dissolved (mg/L)	<0.001	<0.001	<0.001	<0.001	<0.001	<0.001
Silica-Dissolved (mg/L)	8.9	8.2	8.3	3.8	4.1	4.4
Silver-Dissolved (mg/L)	<0.005	<0.005	<0.005	<0.005	<0.005	<0.005
Silver-Total (mg/L)		<0.005	<0.005	<0.005	<0.005	<0.005



POWERTECH (USA) INC.

Powertech (USA)  
Dewey-Burdock Project

Appendix 3.4-C - Groundwater Quality Data

Well #680						
Analyte	1/30/2008 13:50	3/31/2008 15:15	4/21/2008 21:21	5/13/2008 16:06	5/21/2008 12:50	6/10/2008 10:50
Sodium Adsorption Ratio (SAR) (meq/L)	1.8	1.4	1.4	1.4	1.5	1.5
Sodium-Dissolved (mg/L)	148	120	125	126	132	134
Solids-Total Dissolved Calculated (mg/L)	2210	2080	2190	2080	2240	2250
Solids-Total Dissolved TDS @ 180 C (mg/L)	2400	2200	2300	2300	2300	2500
Strontium-Total (mg/L)		7.3	7.3	8.1	8.2	8.1
Sulfate (mg/L)	1420	1280	1360	1200	1370	1410
TDS Balance (0.80 - 1.20) (dec.%)	1.09	1.05	1.04	1.11	1.04	1.1
Thallium-Total (mg/L)		<0.001	<0.001	<0.001	<0.001	<0.001
Thorium 230-Dissolved (pCi/L)	<0.2	0.2	0.3	0.1	0.1	
Thorium 230-Suspended (pCi/L)	0.3	0.2	0.3	0.4		0.1
Thorium 232-Dissolved (pCi/L)	<0.005	<0.005	<0.005	<0.005	<0.005	<0.005
Uranium-Dissolved (mg/L)	0.172	0.0569	0.0303	0.0213	0.026	0.0227
Uranium-Suspended (mg/L)	0.0008	<0.0003	<0.0003	0.0004	<0.0003	<0.0003
Uranium-Total (mg/L)		0.0541	0.0291	0.0238	0.0273	0.0244
Vanadium-Dissolved (mg/L)	<0.1	<0.1	<0.1	<0.1	<0.1	<0.1
Zinc-Dissolved (mg/L)	<0.01	0.02	<0.01	0.01	<0.01	0.01
Zinc-Total (mg/L)		0.02	0.02	0.02	0.01	0.01



POWERTECH (USA) INC.

**Powertech (USA)  
Dewey-Burdock Project**

**Appendix 3.4-C - Groundwater Quality Data**

<b>Well #680</b>								
<b>Analyte</b>	<b>Mean</b>	<b>StDev</b>	<b>Q1</b>	<b>Median</b>	<b>Q3</b>	<b>Minimum</b>	<b>Maximum</b>	<b>n</b>
A/C Balance (± 5) (%)	3.801667	4.151089	0.195	2.905	7.455		10.2	6
Alkalinity-Total as CaCO <sub>3</sub> (mg/L)	248	29.61081	237.5	260	262.5	188	264	6
Aluminum-Dissolved (mg/L)	0.05		0.05	0.05	0.05	0.05	0.05	6
Ammonia (mg/L)	0.075	0.061237	0.05	0.05	0.0875	0.05	0.2	6
Anions (meq/L)	33.23333	1.575648	31.95	33.65	34.225	30.6	35.2	6
Antimony-Total (mg/L)	0.0015		0.0015	0.0015	0.0015	0.0015	0.0015	5
Arsenic-Dissolved (mg/L)	0.0085	0.008849	0.0035	0.0055	0.0125	0.002	0.026	6
Arsenic-Total (mg/L)	0.0058	0.001924	0.0045	0.005	0.0075	0.004	0.009	5
Barium-Dissolved (mg/L)	0.05		0.05	0.05	0.05	0.05	0.05	6
Barium-Total (mg/L)	0.05		0.05	0.05	0.05	0.05	0.05	5
Beryllium-Total (mg/L)	0.0007	0.000447	0.0005	0.0005	0.001	0.0005	0.0015	5
Bicarbonate as HCO <sub>3</sub> (mg/L)	302.3333	36.16444	289.75	317	319.75	229	322	6
Boron-Dissolved (mg/L)	0.15	0.054772	0.1	0.15	0.2	0.1	0.2	6
Boron-Total (mg/L)	0.1		0.1	0.1	0.1	0.1	0.1	5
Cadmium-Dissolved (mg/L)	0.0025		0.0025	0.0025	0.0025	0.0025	0.0025	6
Cadmium-Total (mg/L)	0.0021	0.000894	0.0015	0.0025	0.0025	0.0005	0.0025	5
Calcium-Dissolved (mg/L)	384.3333	33.79744	350.5	387	416.5	343	421	6
Carbonate as CO <sub>3</sub> (mg/L)	2.5		2.5	2.5	2.5	2.5	2.5	6
Cation/Anion Balance (%)								
Cations (meq/L)	35.61667	2.411984	33.25	36	37.725	32.5	38.1	6
Chloride (mg/L)	12.83333	1.722401	11.75	12	15	11	15	6
Chromium-Dissolved (mg/L)	0.025		0.025	0.025	0.025	0.025	0.025	6
Chromium-Total (mg/L)	0.025		0.025	0.025	0.025	0.025	0.025	5
Conductivity @ 25 C (umhos/cm)	2700	214.5693	2547.5	2605	2910	2510	3060	6
Copper-Dissolved (mg/L)	0.005		0.005	0.005	0.005	0.005	0.005	6
Copper-Total (mg/L)	0.005		0.005	0.005	0.005	0.005	0.005	5
Fluoride (mg/L)	0.333333	0.08165	0.3	0.3	0.35	0.3	0.5	6
Gross Alpha-Dissolved (pCi/L)	5028.333	1124.872	4225	4435	6455	4090	6500	6
Gross Beta-Dissolved (pCi/L)	1690	467.4612	1327.5	1460	2267.5	1320	2320	6
Gross Gamma-Dissolved (pCi/L)	5581.667	7881.067	742.5	2850	9525	150	21000	6
Iron-Dissolved (mg/L)	0.235	0.120623	0.1575	0.23	0.31	0.06	0.43	6
Iron-Total (mg/L)	0.312	0.031145	0.285	0.3	0.345	0.28	0.35	5
Lead-Dissolved (mg/L)	0.0005		0.0005	0.0005	0.0005	0.0005	0.0005	6
Lead-Total (mg/L)	0.0005		0.0005	0.0005	0.0005	0.0005	0.0005	5
Lead 210-Dissolved (pCi/L)	27.36667	21.47749	11.775	24.5	43.725		61.8	6
Lead 210-Suspended (pCi/L)	6.1	8.767212	-1.25	3.65	14.075	-2	20.3	6
Lead 210-Total (pCi/L)								
Magnesium-Dissolved (mg/L)	123.8333	9.968283	112.5	126	133.25	111	134	6
Manganese-Dissolved (mg/L)	0.448333	0.03656	0.415	0.45	0.4825	0.4	0.49	6
Manganese-Total (mg/L)	0.474	0.038471	0.435	0.48	0.51	0.43	0.52	5
Mercury-Dissolved (mg/L)	0.0005		0.0005	0.0005	0.0005	0.0005	0.0005	6
Mercury-Total (mg/L)	0.000275	0.000241	0.00005	0.000275	0.0005	0.00005	0.0005	8
Molybdenum-Dissolved (mg/L)	0.05		0.05	0.05	0.05	0.05	0.05	6
Molybdenum-Total (mg/L)	0.041	0.020125	0.0275	0.05	0.05	0.005	0.05	5
Nickel-Dissolved (mg/L)	0.025		0.025	0.025	0.025	0.025	0.025	6
Nickel-Total (mg/L)	0.025		0.025	0.025	0.025	0.025	0.025	5
Nitrogen, Nitrate as N (mg/L)	0.054167	0.02458	0.04375	0.05	0.0625	0.025	0.1	6
Nitrogen, Nitrite as N (mg/L)	0.045833	0.010206	0.04375	0.05	0.05	0.025	0.05	6



**POWERTECH (USA) INC.**

**Powertech (USA)  
Dewey-Burdock Project**

**Appendix 3.4-C - Groundwater Quality Data**

<b>Well #680</b>								
<b>Analyte</b>	<b>Mean</b>	<b>StDev</b>	<b>Q1</b>	<b>Median</b>	<b>Q3</b>	<b>Minimum</b>	<b>Maximum</b>	<b>n</b>
Oxidation-Reduction Potential (mV)	170	102.7619	97.5	170	272.5		280	6
pH	7.278333	0.167859	7.125	7.285	7.38	7.08	7.56	6
Polonium 210-Dissolved (pCi/L)	1.266667	0.659293	0.475	1.5	1.775	0.4	2	6
Polonium 210-Suspended (pCi/L)	2.133333	3.434919	0.45	0.8	3.25	0.3	9.1	6
Polonium 210-Total (pCi/L)								
Potassium-Dissolved (mg/L)	19.55	0.585662	19.175	19.4	19.8	19.1	20.7	6
Radium 226-Dissolved (pCi/L)	1273.333	118.4342	1172.5	1235	1415	1150	1430	6
Radium 226-Suspended (pCi/L)	5.8	5.660742	1.45	3.15	12.825	1	13.2	6
Radium 226-Total (pCi/L)								
Radium 226 (pCi/L)								
Radon 222-Total (pCi/L)	149583.3	107708	78700	117350	203000	71800	359000	6
Selenium-Dissolved (mg/L)	0.001167	0.001033	0.0005	0.0005	0.0025	0.0005	0.0025	6
Selenium-IV-Dissolved (mg/L)	0.0005		0.0005	0.0005	0.0005	0.0005	0.0005	6
Selenium-Total (mg/L)	0.0005		0.0005	0.0005	0.0005	0.0005	0.0005	5
Selenium-VI-Dissolved (mg/L)	0.0005		0.0005	0.0005	0.0005	0.0005	0.0005	6
Silica-Dissolved (mg/L)	6.283333	2.411155	4.025	6.3	8.45	3.8	8.9	6
Silver-Dissolved (mg/L)	0.0025		0.0025	0.0025	0.0025	0.0025	0.0025	6
Silver-Total (mg/L)	0.0025		0.0025	0.0025	0.0025	0.0025	0.0025	5
Sodium-Dissolved (mg/L)	130.8333	9.80646	123.75	129	137.5	120	148	6
Sodium Adsorption Ratio (SAR) (meq/L)	1.5	0.154919	1.4	1.45	1.575	1.4	1.8	6
Solids-Total Dissolved Calculated (mg/L)	2175	76.61593	2080	2200	2242.5	2080	2250	6
Solids-Total Dissolved TDS @ 180 C (mg/L)	2333.333	103.2796	2275	2300	2425	2200	2500	6
Strontium-Total (mg/L)	7.8	0.458258	7.3	8.1	8.15	7.3	8.2	5
Sulfate (mg/L)	1340	84.61678	1260	1365	1412.5	1200	1420	6
TDS Balance (0.80 - 1.20) (dec.%)	1.071667	0.031885	1.04	1.07	1.1025	1.04	1.11	6
Thallium-Total (mg/L)	0.0005		0.0005	0.0005	0.0005	0.0005	0.0005	5
Thorium 230-Dissolved (pCi/L)	0.133333	0.10328	0.075	0.1	0.225		0.3	6
Thorium 230-Suspended (pCi/L)	0.216667	0.147196	0.075	0.25	0.325		0.4	6
Thorium 230-Total (pCi/L)								
Thorium 232-Dissolved (pCi/L)	0.0025		0.0025	0.0025	0.0025	0.0025	0.0025	6
Uranium-Dissolved (mg/L)	0.054867	0.05886	0.02235	0.02815	0.085675	0.0213	0.172	6
Uranium-Suspended (mg/L)	0.0003	0.000265	0.00015	0.00015	0.0005	0.00015	0.0008	6
Uranium-Total (mg/L)	0.03174	0.012684	0.0241	0.0273	0.0416	0.0238	0.0541	5
Vanadium-Dissolved (mg/L)	0.05		0.05	0.05	0.05	0.05	0.05	6
Zinc-Dissolved (mg/L)	0.009167	0.005845	0.005	0.0075	0.0125	0.005	0.02	6
Zinc-Total (mg/L)	0.016	0.005477	0.01	0.02	0.02	0.01	0.02	5



POWERTECH (USA) INC.

Powertech (USA)  
Dewey-Burdock Project

Appendix 3.4-C - Groundwater Quality Data

Well #681						
Analyte	1/30/2008 13:50	3/31/2008 15:15	4/21/2008 21:21	5/13/2008 16:06	5/21/2008 12:50	6/10/2008 10:50
A/C Balance (± 5) (%)		-0.5	2.67	5.47	5.53	4.51
Alkalinity-Total as CaCO <sub>3</sub> (mg/L)	174	172	172	174	180	170
Aluminum-Dissolved (mg/L)	<0.1	<0.1	<0.1	<0.1	<0.1	<0.1
Ammonia (mg/L)	<0.1	<0.1	<0.1	<0.1	<0.1	<0.1
Anions (meq/L)	14.2	13.9	13.5	13.3	13.8	13.2
Antimony-Total (mg/L)		<0.003	<0.003	<0.003	<0.003	<0.003
Arsenic-Dissolved (mg/L)	0.003	0.002	0.002	0.002	0.002	0.002
Arsenic-Total (mg/L)		0.005	0.002	0.003	0.004	0.001
Barium-Dissolved (mg/L)	<0.1	<0.1	<0.1	<0.1	<0.1	<0.1
Barium-Total (mg/L)		<0.1	<0.1	<0.1	<0.1	<0.1
Beryllium-Total (mg/L)		<0.001	<0.001	<0.001	<0.001	<0.001
Bicarbonate as HCO <sub>3</sub> (mg/L)	212	210	210	212	219	207
Boron-Dissolved (mg/L)	<0.1	<0.1	<0.1	0.1	<0.1	<0.1
Boron-Total (mg/L)		<0.1	<0.1	<0.1	<0.1	<0.1
Cadmium-Dissolved (mg/L)	<0.005	<0.005	<0.005	<0.005	<0.005	<0.005
Cadmium-Total (mg/L)		<0.005	<0.005	<0.001	<0.001	<0.005
Calcium-Dissolved (mg/L)	60.3	59.9	62	65.5	68.4	62.3
Carbonate as CO <sub>3</sub> (mg/L)	<5	<5	<5	<5	<5	<5
Cations (meq/L)	13.5	13.8	14.3	14.8	15.4	14.5
Chloride (mg/L)	13	17	13	15	16	15
Chromium-Dissolved (mg/L)	<0.05	<0.05	<0.05	<0.05	<0.05	<0.05
Chromium-Total (mg/L)		<0.05	<0.05	<0.05	<0.05	<0.05
Conductivity @ 25 C (umhos/cm)	1320	1320	1330	1390	1500	1390
Copper-Dissolved (mg/L)	<0.01	<0.01	<0.01	<0.01	<0.01	<0.01
Copper-Total (mg/L)		<0.01	<0.01	<0.01	<0.01	<0.01
Fluoride (mg/L)	0.4	0.4	0.4	0.6	0.5	0.4
Gross Alpha-Dissolved (pCi/L)	656	2170	1400	2220	1220	1390
Gross Beta-Dissolved (pCi/L)	226	659	430	675	304	364
Gross Gamma-Dissolved (pCi/L)	13000	2300	3400	290	6600	210
Iron-Dissolved (mg/L)	<0.03	<0.03	<0.03	<0.03	<0.03	<0.03
Iron-Total (mg/L)		<0.03	<0.03	0.04	0.05	0.04
Lead 210-Dissolved (pCi/L)	46		49.9	40.5	38.2	42.2
Lead 210-Suspended (pCi/L)	1.7	16.8	16.7	20.8	20.2	6.2
Lead-Dissolved (mg/L)	0.004	<0.001	<0.001	<0.001	<0.001	<0.001
Lead-Total (mg/L)		<0.001	<0.001	<0.001	<0.001	0.013
Magnesium-Dissolved (mg/L)	22.3	23.9	25	25.1	25.5	24
Manganese-Dissolved (mg/L)	0.09	0.08	0.09	0.1	0.1	0.08
Manganese-Total (mg/L)		0.08	0.09	0.1	0.09	0.08
Mercury-Dissolved (mg/L)	<0.001	<0.001	<0.001	<0.001	<0.001	<0.001
Mercury-Total (mg/L)	<0.001	<0.001	<0.001	<0.0001	<0.0001	<0.0002
Molybdenum-Dissolved (mg/L)	<0.1	<0.1	<0.1	<0.1	<0.1	<0.1
Molybdenum-Total (mg/L)		<0.1	<0.1	<0.01	<0.01	<0.1
Nickel-Dissolved (mg/L)	<0.05	<0.05	<0.05	<0.05	<0.05	<0.05
Nickel-Total (mg/L)		<0.05	<0.05	<0.05	<0.05	<0.05
Nitrogen, Nitrate as N (mg/L)	<0.1	<0.1	<0.05	<0.1	<0.1	<0.1
Nitrogen, Nitrite as N (mg/L)	<0.1	<0.1	<0.05	<0.1	<0.1	<0.1
Oxidation-Reduction Potential (mV)		170	280	240	220	140
pH	7.98	7.8	8.02	7.91	8.15	7.99
Polonium 210-Dissolved (pCi/L)	2.6	0.6	3.5	1.6	1.2	0.7
Polonium 210-Suspended (pCi/L)	1.6	1.2		2.4	3.2	1.4
Potassium-Dissolved (mg/L)	10.3	9.2	10	9.6	9.6	9.7
Radium 226-Dissolved (pCi/L)	421	414	377	407	423	434
Radium 226-Suspended (pCi/L)	9.9	3.5	0.2	1.8	1.6	0.7
Radon 222-Total (pCi/L)	462000	254000	253000	246	462000	389000
Selenium-Dissolved (mg/L)	<0.005	<0.001	<0.001	<0.005	<0.005	<0.001
Selenium-IV-Dissolved (mg/L)	<0.001	<0.001	<0.001	<0.001	<0.001	<0.001
Selenium-Total (mg/L)		<0.001	<0.001	<0.001	<0.001	0.002
Selenium-VI-Dissolved (mg/L)	<0.001	<0.001	<0.001	<0.001	<0.001	<0.001
Silica-Dissolved (mg/L)	8.1	7.2	7.2	4	4.3	3.9
Silver-Dissolved (mg/L)	<0.005	<0.005	<0.005	<0.005	<0.005	<0.005
Silver-Total (mg/L)		<0.005	<0.005	<0.005	<0.005	<0.005



POWERTECH (USA) INC.

Powertech (USA)  
Dewey-Burdock Project

Appendix 3.4-C - Groundwater Quality Data

Well #681						
Analyte	1/30/2008 13:50	3/31/2008 15:15	4/21/2008 21:21	5/13/2008 16:06	5/21/2008 12:50	6/10/2008 10:50
Sodium Adsorption Ratio (SAR) (meq/L)	5.4	5.4	5.5	5.6	5.8	5.7
Sodium-Dissolved (mg/L)	192	197	204	212	221	210
Solids-Total Dissolved Calculated (mg/L)	901	908	903	891	926	883
Solids-Total Dissolved TDS @ 180 C (mg/L)	930	910	940	900	890	880
Strontium-Total (mg/L)		1.2	1.2	1.3	1.3	1.1
Sulfate (mg/L)	498	478	466	449	465	449
TDS Balance (0.80 - 1.20) (dec.%)	1.03	1.01	1.04	1.01	0.97	0.99
Thallium-Total (mg/L)		<0.001	<0.001	<0.001	<0.001	<0.001
Thorium 230-Dissolved (pCi/L)	<0.2	0.3			0.1	
Thorium 230-Suspended (pCi/L)	<0.2	0.2	0.2	0.7	0.1	
Thorium 232-Dissolved (pCi/L)	<0.005	<0.005	<0.005	<0.005	<0.005	<0.005
Uranium-Dissolved (mg/L)	0.0117	0.0092	0.0098	0.0095	0.0096	0.0097
Uranium-Suspended (mg/L)	0.001	<0.0003	<0.0003	<0.0003	<0.0003	<0.0003
Uranium-Total (mg/L)		0.0099	0.0102	0.0104	0.0108	0.0102
Vanadium-Dissolved (mg/L)	<0.1	<0.1	<0.1	<0.1	<0.1	<0.1
Zinc-Dissolved (mg/L)	<0.01	<0.01	<0.01	0.01	<0.01	<0.01
Zinc-Total (mg/L)		<0.01	<0.01	<0.01	0.01	<0.01



POWERTECH (USA) INC.

**Powertech (USA)  
Dewey-Burdock Project**

**Appendix 3.4-C - Groundwater Quality Data**

<b>Well #681</b>								
<b>Analyte</b>	<b>Mean</b>	<b>StDev</b>	<b>Q1</b>	<b>Median</b>	<b>Q3</b>	<b>Minimum</b>	<b>Maximum</b>	<b>n</b>
A/C Balance (± 5) (%)	2.946667	2.687889	-0.125	3.59	5.485	-0.5	5.53	6
Alkalinity-Total as CaCO <sub>3</sub> (mg/L)	173.6667	3.444803	171.5	173	175.5	170	180	6
Aluminum-Dissolved (mg/L)	0.05		0.05	0.05	0.05	0.05	0.05	6
Ammonia (mg/L)	0.05		0.05	0.05	0.05	0.05	0.05	6
Anions (meq/L)	13.65	0.383406	13.275	13.65	13.975	13.2	14.2	6
Antimony-Total (mg/L)	0.0015		0.0015	0.0015	0.0015	0.0015	0.0015	5
Arsenic-Dissolved (mg/L)	0.002167	0.000408	0.002	0.002	0.00225	0.002	0.003	6
Arsenic-Total (mg/L)	0.003	0.001581	0.0015	0.003	0.0045	0.001	0.005	5
Barium-Dissolved (mg/L)	0.05		0.05	0.05	0.05	0.05	0.05	6
Barium-Total (mg/L)	0.05		0.05	0.05	0.05	0.05	0.05	5
Beryllium-Total (mg/L)	0.0005		0.0005	0.0005	0.0005	0.0005	0.0005	5
Bicarbonate as HCO <sub>3</sub> (mg/L)	211.6667	4.033196	209.25	211	213.75	207	219	6
Boron-Dissolved (mg/L)	0.058333	0.020412	0.05	0.05	0.0625	0.05	0.1	6
Boron-Total (mg/L)	0.05		0.05	0.05	0.05	0.05	0.05	5
Cadmium-Dissolved (mg/L)	0.0025		0.0025	0.0025	0.0025	0.0025	0.0025	6
Cadmium-Total (mg/L)	0.0017	0.001095	0.0005	0.0025	0.0025	0.0005	0.0025	5
Calcium-Dissolved (mg/L)	63.06667	3.279431	60.2	62.15	66.225	59.9	68.4	6
Carbonate as CO <sub>3</sub> (mg/L)	2.5		2.5	2.5	2.5	2.5	2.5	6
Cation/Anion Balance (%)								
Cations (meq/L)	14.38333	0.685322	13.725	14.4	14.95	13.5	15.4	6
Chloride (mg/L)	14.83333	1.602082	13	15	16.25	13	17	6
Chromium-Dissolved (mg/L)	0.025		0.025	0.025	0.025	0.025	0.025	6
Chromium-Total (mg/L)	0.025		0.025	0.025	0.025	0.025	0.025	5
Conductivity @ 25 C (umhos/cm)	1375	69.4982	1320	1360	1417.5	1320	1500	6
Copper-Dissolved (mg/L)	0.005		0.005	0.005	0.005	0.005	0.005	6
Copper-Total (mg/L)	0.005		0.005	0.005	0.005	0.005	0.005	5
Fluoride (mg/L)	0.45	0.083666	0.4	0.4	0.525	0.4	0.6	6
Gross Alpha-Dissolved (pCi/L)	1509.333	596.5925	1079	1395	2182.5	656	2220	6
Gross Beta-Dissolved (pCi/L)	443	186.172	284.5	397	663	226	675	6
Gross Gamma-Dissolved (pCi/L)	4300	4870.281	270	2850	8200	210	13000	6
Iron-Dissolved (mg/L)	0.015		0.015	0.015	0.015	0.015	0.015	6
Iron-Total (mg/L)	0.032	0.016047	0.015	0.04	0.045	0.015	0.05	5
Lead-Dissolved (mg/L)	0.001083	0.001429	0.0005	0.0005	0.001375	0.0005	0.004	6
Lead-Total (mg/L)	0.003	0.00559	0.0005	0.0005	0.00675	0.0005	0.013	5
Lead 210-Dissolved (pCi/L)	36.13333	18.18039	28.65	41.35	46.975		49.9	6
Lead 210-Suspended (pCi/L)	13.73333	7.893204	5.075	16.75	20.35	1.7	20.8	6
Lead 210-Total (pCi/L)								
Magnesium-Dissolved (mg/L)	24.3	1.167904	23.5	24.5	25.2	22.3	25.5	6
Manganese-Dissolved (mg/L)	0.09	0.008944	0.08	0.09	0.1	0.08	0.1	6
Manganese-Total (mg/L)	0.088	0.008367	0.08	0.09	0.095	0.08	0.1	5
Mercury-Dissolved (mg/L)	0.0005		0.0005	0.0005	0.0005	0.0005	0.0005	6
Mercury-Total (mg/L)	0.000957	0.001796	0.00005	0.0005	0.0005	0.00005	0.005	7
Molybdenum-Dissolved (mg/L)	0.05		0.05	0.05	0.05	0.05	0.05	6
Molybdenum-Total (mg/L)	0.032	0.024648	0.005	0.05	0.05	0.005	0.05	5
Nickel-Dissolved (mg/L)	0.025		0.025	0.025	0.025	0.025	0.025	6
Nickel-Total (mg/L)	0.025		0.025	0.025	0.025	0.025	0.025	5
Nitrogen, Nitrate as N (mg/L)	0.045833	0.010206	0.04375	0.05	0.05	0.025	0.05	6
Nitrogen, Nitrite as N (mg/L)	0.045833	0.010206	0.04375	0.05	0.05	0.025	0.05	6



POWERTECH (USA) INC.

**Powertech (USA)  
Dewey-Burdock Project**

**Appendix 3.4-C - Groundwater Quality Data**

<b>Well #681</b>								
<b>Analyte</b>	<b>Mean</b>	<b>StDev</b>	<b>Q1</b>	<b>Median</b>	<b>Q3</b>	<b>Minimum</b>	<b>Maximum</b>	<b>n</b>
Oxidation-Reduction Potential (mV)	175	99.14636	105	195	250		280	6
pH	7.975	0.116404	7.8825	7.985	8.0525	7.8	8.15	6
Polonium 210-Dissolved (pCi/L)	1.7	1.141928	0.675	1.4	2.825	0.6	3.5	6
Polonium 210-Suspended (pCi/L)	1.633333	1.091177	0.9	1.5	2.6		3.2	6
Polonium 210-Total (pCi/L)								
Potassium-Dissolved (mg/L)	9.733333	0.377712	9.5	9.65	10.075	9.2	10.3	6
Radium 226-Dissolved (pCi/L)	412.6667	19.68417	399.5	417.5	425.75	377	434	6
Radium 226-Suspended (pCi/L)	2.95	3.588175	0.575	1.7	5.1	0.2	9.9	6
Radium 226-Total (pCi/L)								
Radium 226 (pCi/L)								
Radon 222-Total (pCi/L)	303374.3	175794.3	189811.5	321500	462000	246	462000	6
Selenium-Dissolved (mg/L)	0.0015	0.001095	0.0005	0.0015	0.0025	0.0005	0.0025	6
Selenium-IV-Dissolved (mg/L)	0.0005		0.0005	0.0005	0.0005	0.0005	0.0005	6
Selenium-Total (mg/L)	0.0008	0.000671	0.0005	0.0005	0.00125	0.0005	0.002	5
Selenium-VI-Dissolved (mg/L)	0.0005		0.0005	0.0005	0.0005	0.0005	0.0005	6
Silica-Dissolved (mg/L)	5.783333	1.913548	3.975	5.75	7.425	3.9	8.1	6
Silver-Dissolved (mg/L)	0.0025		0.0025	0.0025	0.0025	0.0025	0.0025	6
Silver-Total (mg/L)	0.0025		0.0025	0.0025	0.0025	0.0025	0.0025	5
Sodium-Dissolved (mg/L)	206	10.56409	195.75	207	214.25	192	221	6
Sodium Adsorption Ratio (SAR) (meq/L)	5.566667	0.163299	5.4	5.55	5.725	5.4	5.8	6
Solids-Total Dissolved Calculated (mg/L)	902	14.8054	889	902	912.5	883	926	6
Solids-Total Dissolved TDS @ 180 C (mg/L)	908.3333	23.16607	887.5	905	932.5	880	940	6
Strontium-Total (mg/L)	1.22	0.083666	1.15	1.2	1.3	1.1	1.3	5
Sulfate (mg/L)	467.5	18.61988	449	465.5	483	449	498	6
TDS Balance (0.80 - 1.20) (dec.%)	1.008333	0.025626	0.985	1.01	1.0325	0.97	1.04	6
Thallium-Total (mg/L)	0.0005		0.0005	0.0005	0.0005	0.0005	0.0005	5
Thorium 230-Dissolved (pCi/L)	0.083333	0.116905		0.05	0.15		0.3	6
Thorium 230-Suspended (pCi/L)	0.216667	0.248328	0.075	0.15	0.325		0.7	6
Thorium 230-Total (pCi/L)								
Thorium 232-Dissolved (pCi/L)	0.0025		0.0025	0.0025	0.0025	0.0025	0.0025	6
Uranium-Dissolved (mg/L)	0.009917	0.000898	0.009425	0.00965	0.010275	0.0092	0.0117	6
Uranium-Suspended (mg/L)	0.000292	0.000347	0.00015	0.00015	0.000363	0.00015	0.001	6
Uranium-Total (mg/L)	0.0103	0.000332	0.01005	0.0102	0.0106	0.0099	0.0108	5
Vanadium-Dissolved (mg/L)	0.05		0.05	0.05	0.05	0.05	0.05	6
Zinc-Dissolved (mg/L)	0.005833	0.002041	0.005	0.005	0.00625	0.005	0.01	6
Zinc-Total (mg/L)	0.006	0.002236	0.005	0.005	0.0075	0.005	0.01	5





**POWERTECH (USA) INC.**

**Powertech (USA)  
Dewey-Burdock Project**

**Appendix 3.4-C - Groundwater Quality Data**

**Well #688**

Analyte	4/2/2008 18:07	4/22/2008 13:26	6/10/2008 16:37	6/30/2008 18:39
A/C Balance (± 5) (%)	-0.06	12.1	5.73	3.05
Alkalinity-Total as CaCO <sub>3</sub> (mg/L)	98	90	100	136
Aluminum-Dissolved (mg/L)	<0.1	<0.1	<0.1	<0.1
Ammonia (mg/L)	0.5	0.1	0.1	0.2
Anions (meq/L)	11.3	10.2	10.6	11.5
Antimony-Total (mg/L)	<0.003	<0.003	<0.003	<0.003
Arsenic-Dissolved (mg/L)	0.001	0.002	0.001	0.002
Arsenic-Total (mg/L)	0.002	0.002	<0.002	0.003
Barium-Dissolved (mg/L)	<0.1	<0.1	<0.1	<0.1
Barium-Total (mg/L)	<0.1	<0.1	<0.1	<0.1
Beryllium-Total (mg/L)	<0.001	<0.001	<0.001	<0.001
Bicarbonate as HCO <sub>3</sub> (mg/L)	12	76	107	156
Boron-Dissolved (mg/L)	<0.1	<0.1	<0.1	<0.1
Boron-Total (mg/L)	<0.1	<0.1	<0.1	<0.1
Cadmium-Dissolved (mg/L)	<0.005	<0.005	<0.005	<0.005
Cadmium-Total (mg/L)	<0.005	<0.005	<0.005	<0.005
Calcium-Dissolved (mg/L)	25.8	50.1	34.1	40.4
Carbonate as CO <sub>3</sub> (mg/L)	53	17	7	<5
Cations (meq/L)	11.3	13.1	11.9	12.3
Chloride (mg/L)	13	10	11	11
Chromium-Dissolved (mg/L)	<0.05	<0.05	<0.05	<0.05
Chromium-Total (mg/L)	<0.05	<0.05	<0.05	<0.05
Conductivity @ 25 C (umhos/cm)	1180	1070	1260	1140
Copper-Dissolved (mg/L)	<0.01	<0.01	<0.01	<0.01
Copper-Total (mg/L)	<0.01	<0.01	<0.01	<0.01
Fluoride (mg/L)	0.4	0.5	0.5	0.6
Gross Alpha-Dissolved (pCi/L)	2.9	10.1	17.3	13.2
Gross Beta-Dissolved (pCi/L)	8.8	16.9	17.1	16.5
Gross Gamma-Dissolved (pCi/L)				1000
Iron-Dissolved (mg/L)	<0.03	<0.03	0.04	<0.03
Iron-Total (mg/L)	0.07	0.05	0.15	0.08
Lead 210-Dissolved (pCi/L)		-2.7	-0.5	-0.1
Lead 210-Suspended (pCi/L)	-0.4	-0.1	4.8	-2.3
Lead-Dissolved (mg/L)	<0.001	<0.001	<0.001	<0.001
Lead-Total (mg/L)	<0.001	<0.001	<0.001	<0.003
Magnesium-Dissolved (mg/L)	13.6	20.5	16.6	19.2
Manganese-Dissolved (mg/L)	<0.01	0.06	0.02	0.02
Manganese-Total (mg/L)	0.03	0.01	0.01	0.02
Mercury-Dissolved (mg/L)	<0.001	<0.001	<0.001	<0.001
Mercury-Total (mg/L)	<0.001	<0.001	<0.0001	<0.0002
	<0.001	<0.001		
Molybdenum-Dissolved (mg/L)	<0.1	<0.1	<0.1	<0.1
Molybdenum-Total (mg/L)	<0.1	<0.1	<0.1	<0.1
Nickel-Dissolved (mg/L)	<0.05	<0.05	<0.05	<0.05
Nickel-Total (mg/L)	<0.05	<0.05	<0.05	<0.05



**POWERTECH (USA) INC.**

**Powertech (USA)  
Dewey-Burdock Project**

**Appendix 3.4-C - Groundwater Quality Data**

**Well #688**

Analyte	4/2/2008 18:07	4/22/2008 13:26	6/10/2008 16:37	6/30/2008 18:39
Nitrogen, Nitrate as N (mg/L)	<0.1	<0.05	<0.1	<0.1
Nitrogen, Nitrite as N (mg/L)	<0.1	<0.05	<0.1	<0.1
Oxidation-Reduction Potential (mV)	110	280	180	220
pH	10.3	9.15	8.82	8.6
Polonium 210-Dissolved (pCi/L)	1	1.9		
Polonium 210-Suspended (pCi/L)	1	0.4	0.2	0.3
Potassium-Dissolved (mg/L)	16.8	12.2	12.5	12.9
Radium 226-Dissolved (pCi/L)	0.3	1.2	2.5	0.6
Radium 226-Suspended (pCi/L)	0.9	0.02	-0.3	-0.3
Radon 222-Total (pCi/L)	608	307	749	426
Selenium-Dissolved (mg/L)	<0.001	<0.001	<0.001	<0.001
Selenium-IV-Dissolved (mg/L)	<0.001	<0.001	<0.001	<0.001
Selenium-Total (mg/L)	<0.001	<0.001	<0.001	0.003
Selenium-VI-Dissolved (mg/L)	<0.001	<0.001	<0.001	<0.001
Silica-Dissolved (mg/L)	7.9	3.7	3.7	3.8
Silver-Dissolved (mg/L)	<0.005	<0.005	<0.005	<0.005
Silver-Total (mg/L)	<0.005	<0.005	<0.005	<0.005
Sodium Adsorption Ratio (SAR) (meq/L)	7.6	5.9	6.9	6.2
Sodium-Dissolved (mg/L)	193	197	195	191
Solids-Total Dissolved Calculated (mg/L)	771	744	738	774
Solids-Total Dissolved TDS @ 180 C (mg/L)	690	690	740	770
Strontium-Total (mg/L)	1.2	1.2	1.1	1.1
Sulfate (mg/L)	428	390	398	407
TDS Balance (0.80 - 1.20) (dec.%)	0.89	0.92	1.01	0.99
Thallium-Total (mg/L)	<0.001	<0.001	<0.001	<0.001
Thorium 230-Dissolved (pCi/L)				
Thorium 230-Suspended (pCi/L)	0.7	15.9	0.1	
Thorium 232-Dissolved (pCi/L)	<0.005	<0.005	<0.005	<0.005
Uranium-Dissolved (mg/L)	<0.0003	<0.0003	<0.0003	<0.0003
Uranium-Suspended (mg/L)	<0.0008	0.0147	<0.0003	<0.0003
Uranium-Total (mg/L)	<0.0003	<0.0003	<0.0003	<0.0003
Vanadium-Dissolved (mg/L)	<0.1	<0.1	<0.1	<0.1
Zinc-Dissolved (mg/L)	<0.01	<0.01	<0.01	<0.01
Zinc-Total (mg/L)	<0.01	<0.01	<0.01	<0.01



POWERTECH (USA) INC.

Powertech (USA)  
Dewey-Burdock Project

Appendix 3.4-C - Groundwater Quality Data

Well #688								
Analyte	Mean	StDev	Q1	Median	Q3	Minimum	Maximum	n
A/C Balance (± 5) (%)	5.205	5.169813	0.7175	4.39	10.5075	-0.06	12.1	4
Alkalinity-Total as CaCO <sub>3</sub> (mg/L)	106	20.46135	92	99	127	90	136	4
Aluminum-Dissolved (mg/L)	0.05		0.05	0.05	0.05	0.05	0.05	4
Ammonia (mg/L)	0.225	0.189297	0.1	0.15	0.425	0.1	0.5	4
Anions (meq/L)	10.9	0.60553	10.3	10.95	11.45	10.2	11.5	4
Antimony-Total (mg/L)	0.0015		0.0015	0.0015	0.0015	0.0015	0.0015	4
Arsenic-Dissolved (mg/L)	0.0015	0.000577	0.001	0.0015	0.002	0.001	0.002	4
Arsenic-Total (mg/L)	0.002	0.000816	0.00125	0.002	0.00275	0.001	0.003	4
Barium-Dissolved (mg/L)	0.05		0.05	0.05	0.05	0.05	0.05	4
Barium-Total (mg/L)	0.05		0.05	0.05	0.05	0.05	0.05	4
Beryllium-Total (mg/L)	0.0005		0.0005	0.0005	0.0005	0.0005	0.0005	4
Bicarbonate as HCO <sub>3</sub> (mg/L)	87.75	60.29027	28	91.5	143.75	12	156	4
Boron-Dissolved (mg/L)	0.05		0.05	0.05	0.05	0.05	0.05	4
Boron-Total (mg/L)	0.05		0.05	0.05	0.05	0.05	0.05	4
Cadmium-Dissolved (mg/L)	0.0025		0.0025	0.0025	0.0025	0.0025	0.0025	4
Cadmium-Total (mg/L)	0.0025		0.0025	0.0025	0.0025	0.0025	0.0025	4
Calcium-Dissolved (mg/L)	37.6	10.25638	27.875	37.25	47.675	25.8	50.1	4
Carbonate as CO <sub>3</sub> (mg/L)	19.875	22.89969	3.625	12	44	2.5	53	4
Cation/Anion Balance (%)								
Cations (meq/L)	12.15	0.754983	11.45	12.1	12.9	11.3	13.1	4
Chloride (mg/L)	11.25	1.258306	10.25	11	12.5	10	13	4
Chromium-Dissolved (mg/L)	0.025		0.025	0.025	0.025	0.025	0.025	4
Chromium-Total (mg/L)	0.025		0.025	0.025	0.025	0.025	0.025	4
Conductivity @ 25 C (umhos/cm)	1162.5	79.32003	1087.5	1160	1240	1070	1260	4
Copper-Dissolved (mg/L)	0.005		0.005	0.005	0.005	0.005	0.005	4
Copper-Total (mg/L)	0.005		0.005	0.005	0.005	0.005	0.005	4
Fluoride (mg/L)	0.5	0.08165	0.425	0.5	0.575	0.4	0.6	4
Gross Alpha-Dissolved (pCi/L)	10.875	6.079679	4.7	11.65	16.275	2.9	17.3	4
Gross Beta-Dissolved (pCi/L)	14.825	4.024405	10.725	16.7	17.05	8.8	17.1	4
Gross Gamma-Dissolved (pCi/L)	250	500			750		1000	4
Iron-Dissolved (mg/L)	0.02125	0.0125	0.015	0.015	0.03375	0.015	0.04	4
Iron-Total (mg/L)	0.0875	0.043493	0.055	0.075	0.1325	0.05	0.15	4
Lead-Dissolved (mg/L)	0.0005		0.0005	0.0005	0.0005	0.0005	0.0005	4
Lead-Total (mg/L)	0.00075	0.0005	0.0005	0.0005	0.00125	0.0005	0.0015	4
Lead 210-Dissolved (pCi/L)	-0.825	1.268529	-2.15	-0.3	-0.025	-2.7		4
Lead 210-Suspended (pCi/L)	0.5	3.02765	-1.825	-0.25	3.575	-2.3	4.8	4
Lead 210-Total (pCi/L)								
Magnesium-Dissolved (mg/L)	17.475	3.05	14.35	17.9	20.175	13.6	20.5	4
Manganese-Dissolved (mg/L)	0.02625	0.023585	0.00875	0.02	0.05	0.005	0.06	4
Manganese-Total (mg/L)	0.0175	0.009574	0.01	0.015	0.0275	0.01	0.03	4
Mercury-Dissolved (mg/L)	0.0005		0.0005	0.0005	0.0005	0.0005	0.0005	4
Mercury-Total (mg/L)	0.000358	0.00022	0.0000875	0.0005	0.0005	0.00005	0.0005	6
Molybdenum-Dissolved (mg/L)	0.05		0.05	0.05	0.05	0.05	0.05	4
Molybdenum-Total (mg/L)	0.05		0.05	0.05	0.05	0.05	0.05	4
Nickel-Dissolved (mg/L)	0.025		0.025	0.025	0.025	0.025	0.025	4
Nickel-Total (mg/L)	0.025		0.025	0.025	0.025	0.025	0.025	4
Nitrogen, Nitrate as N (mg/L)	0.04375	0.0125	0.03125	0.05	0.05	0.025	0.05	4
Nitrogen, Nitrite as N (mg/L)	0.04375	0.0125	0.03125	0.05	0.05	0.025	0.05	4



POWERTECH (USA) INC.

**Powertech (USA)  
Dewey-Burdock Project**

**Appendix 3.4-C - Groundwater Quality Data**

<b>Well #688</b>								
Analyte	Mean	StDev	Q1	Median	Q3	Minimum	Maximum	n
Oxidation-Reduction Potential (mV)	197.5	71.35592	127.5	200	265	110	280	4
pH	9.2175	0.756235	8.655	8.985	10.0125	8.6	10.3	4
Polonium 210-Dissolved (pCi/L)	0.725	0.914239		0.5	1.675		1.9	4
Polonium 210-Suspended (pCi/L)	0.475	0.359398	0.225	0.35	0.85	0.2	1	4
Polonium 210-Total (pCi/L)								
Potassium-Dissolved (mg/L)	13.6	2.152518	12.275	12.7	15.825	12.2	16.8	4
Radium 226-Dissolved (pCi/L)	1.15	0.974679	0.375	0.9	2.175	0.3	2.5	4
Radium 226-Suspended (pCi/L)	0.08	0.567098	-0.3	-0.14	0.68	-0.3	0.9	4
Radium 226-Total (pCi/L)								
Radium 226 (pCi/L)								
Radon 222-Total (pCi/L)	522.5	195.2477	336.75	517	713.75	307	749	4
Selenium-Dissolved (mg/L)	0.0005		0.0005	0.0005	0.0005	0.0005	0.0005	4
Selenium-IV-Dissolved (mg/L)	0.0005		0.0005	0.0005	0.0005	0.0005	0.0005	4
Selenium-Total (mg/L)	0.001125	0.00125	0.0005	0.0005	0.002375	0.0005	0.003	4
Selenium-VI-Dissolved (mg/L)	0.0005		0.0005	0.0005	0.0005	0.0005	0.0005	4
Silica-Dissolved (mg/L)	4.775	2.083867	3.7	3.75	6.875	3.7	7.9	4
Silver-Dissolved (mg/L)	0.0025		0.0025	0.0025	0.0025	0.0025	0.0025	4
Silver-Total (mg/L)	0.0025		0.0025	0.0025	0.0025	0.0025	0.0025	4
Sodium-Dissolved (mg/L)	194	2.581989	191.5	194	196.5	191	197	4
Sodium Adsorption Ratio (SAR) (meq/L)	6.65	0.759386	5.975	6.55	7.425	5.9	7.6	4
Solids-Total Dissolved Calculated (mg/L)	756.75	18.39157	739.5	757.5	773.25	738	774	4
Solids-Total Dissolved TDS @ 180 C (mg/L)	722.5	39.47573	690	715	762.5	690	770	4
Strontium-Total (mg/L)	1.15	0.057735	1.1	1.15	1.2	1.1	1.2	4
Sulfate (mg/L)	405.75	16.37834	392	402.5	422.75	390	428	4
TDS Balance (0.80 - 1.20) (dec.%)	0.9525	0.056789	0.8975	0.955	1.005	0.89	1.01	4
Thallium-Total (mg/L)	0.0005		0.0005	0.0005	0.0005	0.0005	0.0005	4
Thorium 230-Dissolved (pCi/L)								4
Thorium 230-Suspended (pCi/L)	4.175	7.822777	0.025	0.4	12.1		15.9	4
Thorium 230-Total (pCi/L)								
Thorium 232-Dissolved (pCi/L)	0.0025		0.0025	0.0025	0.0025	0.0025	0.0025	4
Uranium-Dissolved (mg/L)	0.00015		0.00015	0.00015	0.00015	0.00015	0.00015	4
Uranium-Suspended (mg/L)	0.00385	0.007234	0.00015	0.000275	0.011125	0.00015	0.0147	4
Uranium-Total (mg/L)	0.00015		0.00015	0.00015	0.00015	0.00015	0.00015	4
Vanadium-Dissolved (mg/L)	0.05		0.05	0.05	0.05	0.05	0.05	4
Zinc-Dissolved (mg/L)	0.005		0.005	0.005	0.005	0.005	0.005	4
Zinc-Total (mg/L)	0.005		0.005	0.005	0.005	0.005	0.005	4



**POWERTECH (USA) INC.**

**Powertech (USA)  
Dewey-Burdock Project**

**Appendix 3.4-C - Groundwater Quality Data**

<b>Well #689</b>				
<b>Analyte</b>	<b>3/30/2008 17:25</b>	<b>4/21/2008 19:50</b>	<b>5/28/2008 22:25</b>	<b>6/25/2008 18:18</b>
A/C Balance (± 5) (%)	-4.96	3.98	2.36	2.76
Alkalinity-Total as CaCO <sub>3</sub> (mg/L)	150	148	148	150
Aluminum-Dissolved (mg/L)	<0.1	0.1	<0.1	<0.1
Ammonia (mg/L)	<0.1	0.1	<0.1	<0.1
Anions (meq/L)	12	10.9	11.5	10.8
Antimony-Total (mg/L)	<0.003	0.003	<0.003	<0.003
Arsenic-Dissolved (mg/L)	<0.001	0.001	0.001	0.001
Arsenic-Total (mg/L)	<0.003	0.002	0.004	0.003
Barium-Dissolved (mg/L)	<0.1	0.1	<0.1	<0.1
Barium-Total (mg/L)	<0.1	0.1	<0.1	<0.1
Beryllium-Total (mg/L)	<0.001	0.001	<0.001	<0.001
Bicarbonate as HCO <sub>3</sub> (mg/L)	183	180	180	183
Boron-Dissolved (mg/L)	<0.1	0.1	<0.1	<0.1
Boron-Total (mg/L)	<0.1	0.1	0.1	<0.1
Cadmium-Dissolved (mg/L)	<0.005	0.005	<0.005	<0.005
Cadmium-Total (mg/L)	<0.005	0.005	<0.005	<0.005
Calcium-Dissolved (mg/L)	43.8	48.5	49.2	46.7
Carbonate as CO <sub>3</sub> (mg/L)	<5	5	<5	<5
Cations (meq/L)	10.8	11.8	12	11.4
Chloride (mg/L)	7	5	5	5
Chromium-Dissolved (mg/L)	<0.05	0.05	<0.05	<0.05
Chromium-Total (mg/L)	<0.05	0.05	<0.05	<0.05
Conductivity @ 25 C (umhos/cm)	1080	1110	1010	1270
Copper-Dissolved (mg/L)	<0.01	0.01	<0.01	<0.01
Copper-Total (mg/L)	<0.01	0.01	<0.01	<0.01
Fluoride (mg/L)	0.5	0.5	0.5	0.5
Gross Alpha-Dissolved (pCi/L)	64.3	25.5	34.9	36.5
Gross Beta-Dissolved (pCi/L)	21.2	13.2	12.2	15
Gross Gamma-Dissolved (pCi/L)	86		150	
Iron-Dissolved (mg/L)	<0.03	0.03	<0.03	<0.03
Iron-Total (mg/L)	0.72	0.52	1.33	1.15
Lead 210-Dissolved (pCi/L)	-31	-2.4	6.3	-6.5
Lead 210-Suspended (pCi/L)		-0.3	-2	1
Lead-Dissolved (mg/L)	<0.001	0.001	<0.001	<0.001
Lead-Total (mg/L)	<0.001	0.001	<0.001	0.017
Magnesium-Dissolved (mg/L)	15.6	16.8	16.4	16
Manganese-Dissolved (mg/L)	0.03	0.04	0.04	0.04
Manganese-Total (mg/L)	0.06	0.06	0.08	0.07
Mercury-Dissolved (mg/L)	<0.001	0.001	<0.001	<0.001
Mercury-Total (mg/L)	<0.001	0.001	<0.0001	<0.0002
		0.001		
Molybdenum-Dissolved (mg/L)	<0.1	0.1	<0.1	<0.1
Molybdenum-Total (mg/L)	<0.1	0.1	<0.1	<0.1
Nickel-Dissolved (mg/L)	<0.05	0.05	<0.05	<0.05
Nickel-Total (mg/L)	<0.05	0.05	<0.05	<0.05



POWERTECH (USA) INC.

Powertech (USA)  
Dewey-Burdock Project

Appendix 3.4-C - Groundwater Quality Data

Well #689				
Analyte	3/30/2008 17:25	4/21/2008 19:50	5/28/2008 22:25	6/25/2008 18:18
Nitrogen, Nitrate as N (mg/L)	<0.1	0.05	<0.1	<0.1
Nitrogen, Nitrite as N (mg/L)	<0.1	0.05	<0.1	<0.1
Oxidation-Reduction Potential (mV)	190	300	210	150
pH	7.85	8.02	7.8	8.08
Polonium 210-Dissolved (pCi/L)	1.1	0.7	-0.4	
Polonium 210-Suspended (pCi/L)	0.6	0.6	0.2	0.1
Potassium-Dissolved (mg/L)	7.4	7.9	8.1	7.7
Radium 226-Dissolved (pCi/L)	7.9	4.2	5.7	5.5
Radium 226-Suspended (pCi/L)	2	0.02	0.5	-0.05
Radon 222-Total (pCi/L)	1950	1540	1390	2520
Selenium-Dissolved (mg/L)	<0.001	0.001	<0.001	<0.001
Selenium-IV-Dissolved (mg/L)	<0.001	0.001	<0.001	<0.001
Selenium-Total (mg/L)	<0.001	0.001	<0.001	<0.002
Selenium-VI-Dissolved (mg/L)	<0.001	0.001	<0.001	<0.001
Silica-Dissolved (mg/L)	7.7	8	4.6	4.3
Silver-Dissolved (mg/L)	<0.005	0.005	<0.005	<0.005
Silver-Total (mg/L)	<0.005	0.005	<0.005	<0.005
Sodium Adsorption Ratio (SAR) (meq/L)	5.4	5.7	5.8	5.6
Sodium-Dissolved (mg/L)	165	180	184	174
Solids-Total Dissolved Calculated (mg/L)	771	744	764	718
Solids-Total Dissolved TDS @ 180 C (mg/L)	720	760	730	700
Strontium-Total (mg/L)	0.9	1	1	1
Sulfate (mg/L)	421	374	400	366
TDS Balance (0.80 - 1.20) (dec.%)	0.93	1.02	0.95	0.98
Thallium-Total (mg/L)	<0.001	0.001	<0.001	<0.001
Thorium 230-Dissolved (pCi/L)	0.2	0.1		
Thorium 230-Suspended (pCi/L)	0.2	0.3	0.4	0.4
Thorium 232-Dissolved (pCi/L)	<0.005	0.005	<0.005	<0.005
Uranium-Dissolved (mg/L)	0.0032	0.0037	0.0043	0.0034
Uranium-Suspended (mg/L)	0.0005	0.0003	0.0004	0.0005
Uranium-Total (mg/L)	0.0041	0.004	0.0117	0.006
Vanadium-Dissolved (mg/L)	<0.1	0.1	<0.1	<0.1
Zinc-Dissolved (mg/L)	<0.01	0.01	<0.01	<0.01
Zinc-Total (mg/L)	<0.01	0.01	<0.01	<0.01



POWERTECH (USA) INC.

Powertech (USA)  
Dewey-Burdock Project

Appendix 3.4-C - Groundwater Quality Data

Well #689								
Analyte	Mean	StDev	Q1	Median	Q3	Minimum	Maximum	n
A/C Balance (± 5) (%)	1.035	4.055626	-3.13	2.56	3.675	-4.96	3.98	4
Alkalinity-Total as CaCO <sub>3</sub> (mg/L)	149	1.154701	148	149	150	148	150	4
Aluminum-Dissolved (mg/L)	0.05		0.05	0.05	0.05	0.05	0.05	4
Ammonia (mg/L)	0.05		0.05	0.05	0.05	0.05	0.05	4
Anions (meq/L)	11.3	0.559762	10.825	11.2	11.875	10.8	12	4
Antimony-Total (mg/L)	0.0015		0.0015	0.0015	0.0015	0.0015	0.0015	4
Arsenic-Dissolved (mg/L)	0.000875	0.00025	0.000625	0.001	0.001	0.0005	0.001	4
Arsenic-Total (mg/L)	0.002625	0.001109	0.001625	0.0025	0.00375	0.0015	0.004	4
Barium-Dissolved (mg/L)	0.05		0.05	0.05	0.05	0.05	0.05	4
Barium-Total (mg/L)	0.05		0.05	0.05	0.05	0.05	0.05	4
Beryllium-Total (mg/L)	0.0005		0.0005	0.0005	0.0005	0.0005	0.0005	4
Bicarbonate as HCO <sub>3</sub> (mg/L)	181.5	1.732051	180	181.5	183	180	183	4
Boron-Dissolved (mg/L)	0.05		0.05	0.05	0.05	0.05	0.05	4
Boron-Total (mg/L)	0.0625	0.025	0.05	0.05	0.0875	0.05	0.1	4
Cadmium-Dissolved (mg/L)	0.0025		0.0025	0.0025	0.0025	0.0025	0.0025	4
Cadmium-Total (mg/L)	0.0025		0.0025	0.0025	0.0025	0.0025	0.0025	4
Calcium-Dissolved (mg/L)	47.05	2.409011	44.525	47.6	49.025	43.8	49.2	4
Carbonate as CO <sub>3</sub> (mg/L)	2.5		2.5	2.5	2.5	2.5	2.5	4
Cation/Anion Balance (%)								
Cations (meq/L)	11.5	0.52915	10.95	11.6	11.95	10.8	12	4
Chloride (mg/L)	5.5	1	5	5	6.5	5	7	4
Chromium-Dissolved (mg/L)	0.025		0.025	0.025	0.025	0.025	0.025	4
Chromium-Total (mg/L)	0.025		0.025	0.025	0.025	0.025	0.025	4
Conductivity @ 25 C (umhos/cm)	1117.5	109.9621	1027.5	1095	1230	1010	1270	4
Copper-Dissolved (mg/L)	0.005		0.005	0.005	0.005	0.005	0.005	4
Copper-Total (mg/L)	0.005		0.005	0.005	0.005	0.005	0.005	4
Fluoride (mg/L)	0.5		0.5	0.5	0.5	0.5	0.5	4
Gross Alpha-Dissolved (pCi/L)	40.3	16.71965	27.85	35.7	57.35	25.5	64.3	4
Gross Beta-Dissolved (pCi/L)	15.4	4.0365	12.45	14.1	19.65	12.2	21.2	4
Gross Gamma-Dissolved (pCi/L)	59	72.96575		43	134		150	4
Iron-Dissolved (mg/L)	0.015		0.015	0.015	0.015	0.015	0.015	4
Iron-Total (mg/L)	0.93	0.374433	0.57	0.935	1.285	0.52	1.33	4
Lead-Dissolved (mg/L)	0.0005		0.0005	0.0005	0.0005	0.0005	0.0005	4
Lead-Total (mg/L)	0.004625	0.00825	0.0005	0.0005	0.012875	0.0005	0.017	4
Lead 210-Dissolved (pCi/L)	-8.4	15.98395	-24.875	-4.45	4.125	-31	6.3	4
Lead 210-Suspended (pCi/L)	-0.325	1.24733	-1.575	-0.15	0.75	-2	1	4
Lead 210-Total (pCi/L)								
Magnesium-Dissolved (mg/L)	16.2	0.516398	15.7	16.2	16.7	15.6	16.8	4
Manganese-Dissolved (mg/L)	0.0375	0.005	0.0325	0.04	0.04	0.03	0.04	4
Manganese-Total (mg/L)	0.0675	0.009574	0.06	0.065	0.0775	0.06	0.08	4
Mercury-Dissolved (mg/L)	0.0005		0.0005	0.0005	0.0005	0.0005	0.0005	4
Mercury-Total (mg/L)	0.00033	0.000233	0.000075	0.0005	0.0005	0.00005	0.0005	5
Molybdenum-Dissolved (mg/L)	0.05		0.05	0.05	0.05	0.05	0.05	4
Molybdenum-Total (mg/L)	0.05		0.05	0.05	0.05	0.05	0.05	4
Nickel-Dissolved (mg/L)	0.025		0.025	0.025	0.025	0.025	0.025	4
Nickel-Total (mg/L)	0.025		0.025	0.025	0.025	0.025	0.025	4
Nitrogen, Nitrate as N (mg/L)	0.04375	0.0125	0.03125	0.05	0.05	0.025	0.05	4
Nitrogen, Nitrite as N (mg/L)	0.04375	0.0125	0.03125	0.05	0.05	0.025	0.05	4



POWERTECH (USA) INC.

**Powertech (USA)  
Dewey-Burdock Project**

**Appendix 3.4-C - Groundwater Quality Data**

<b>Well #689</b>								
Analyte	Mean	StDev	Q1	Median	Q3	Minimum	Maximum	n
Oxidation-Reduction Potential (mV)	212.5	63.44289	160	200	277.5	150	300	4
pH	7.9375	0.13376	7.8125	7.935	8.065	7.8	8.08	4
Polonium 210-Dissolved (pCi/L)	0.35	0.675771	-0.3	0.35	1	-0.4	1.1	4
Polonium 210-Suspended (pCi/L)	0.375	0.262996	0.125	0.4	0.6	0.1	0.6	4
Polonium 210-Total (pCi/L)								
Potassium-Dissolved (mg/L)	7.775	0.298608	7.475	7.8	8.05	7.4	8.1	4
Radium 226-Dissolved (pCi/L)	5.825	1.534872	4.525	5.6	7.35	4.2	7.9	4
Radium 226-Suspended (pCi/L)	0.6175	0.953533	-0.0325	0.26	1.625	-0.05	2	4
Radium 226-Total (pCi/L)								
Radium 226 (pCi/L)								
Radon 222-Total (pCi/L)	1850	505.503	1427.5	1745	2377.5	1390	2520	4
Selenium-Dissolved (mg/L)	0.0005		0.0005	0.0005	0.0005	0.0005	0.0005	4
Selenium-IV-Dissolved (mg/L)	0.0005		0.0005	0.0005	0.0005	0.0005	0.0005	4
Selenium-Total (mg/L)	0.000625	0.00025	0.0005	0.0005	0.000875	0.0005	0.001	4
Selenium-VI-Dissolved (mg/L)	0.0005		0.0005	0.0005	0.0005	0.0005	0.0005	4
Silica-Dissolved (mg/L)	6.15	1.970618	4.375	6.15	7.925	4.3	8	4
Silver-Dissolved (mg/L)	0.0025		0.0025	0.0025	0.0025	0.0025	0.0025	4
Silver-Total (mg/L)	0.0025		0.0025	0.0025	0.0025	0.0025	0.0025	4
Sodium-Dissolved (mg/L)	175.75	8.261356	167.25	177	183	165	184	4
Sodium Adsorption Ratio (SAR) (meq/L)	5.625	0.170783	5.45	5.65	5.775	5.4	5.8	4
Solids-Total Dissolved Calculated (mg/L)	749.25	23.76798	724.5	754	769.25	718	771	4
Solids-Total Dissolved TDS @ 180 C (mg/L)	727.5	25	705	725	752.5	700	760	4
Strontium-Total (mg/L)	0.975	0.05	0.925	1	1	0.9	1	4
Sulfate (mg/L)	390.25	25.11805	368	387	415.75	366	421	4
TDS Balance (0.80 - 1.20) (dec.%)	0.97	0.039158	0.935	0.965	1.01	0.93	1.02	4
Thallium-Total (mg/L)	0.0005		0.0005	0.0005	0.0005	0.0005	0.0005	4
Thorium 230-Dissolved (pCi/L)	0.075	0.095743		0.05	0.175		0.2	4
Thorium 230-Suspended (pCi/L)	0.325	0.095743	0.225	0.35	0.4	0.2	0.4	4
Thorium 230-Total (pCi/L)								
Thorium 232-Dissolved (pCi/L)	0.0025		0.0025	0.0025	0.0025	0.0025	0.0025	4
Uranium-Dissolved (mg/L)	0.00365	0.00048	0.00325	0.00355	0.00415	0.0032	0.0043	4
Uranium-Suspended (mg/L)	0.000388	0.000165	0.000213	0.00045	0.0005	0.00015	0.0005	4
Uranium-Total (mg/L)	0.00645	0.003619	0.004025	0.00505	0.010275	0.004	0.0117	4
Vanadium-Dissolved (mg/L)	0.05		0.05	0.05	0.05	0.05	0.05	4
Zinc-Dissolved (mg/L)	0.005		0.005	0.005	0.005	0.005	0.005	4
Zinc-Total (mg/L)	0.005		0.005	0.005	0.005	0.005	0.005	4





POWERTECH (USA) INC.

Powertech (USA)  
Dewey-Burdock Project

Appendix 3.4-C - Groundwater Quality Data

Well #694					
Analyte	3/30/2008 10:11	4/21/2008 12:24	4/21/2008 12:30	5/21/2008 15:54	6/24/2008 15:16
A/C Balance (± 5) (%)	-1.48	3.2	4.23	6.92	6.22
Alkalinity-Total as CaCO <sub>3</sub> (mg/L)	204	202	204	192	206
Aluminum-Dissolved (mg/L)	<0.1	<0.1	<0.1	<0.1	<0.1
Ammonia (mg/L)	0.2	0.2	0.2	0.2	0.2
Anions (meq/L)	15.4	15	15	14.4	14.5
Antimony-Total (mg/L)	<0.003	<0.003	<0.003	<0.003	<0.003
Arsenic-Dissolved (mg/L)	0.002	0.002	0.002	0.002	0.001
Arsenic-Total (mg/L)	0.005	0.002	0.002	0.004	<0.003
Barium-Dissolved (mg/L)	<0.1	<0.1	<0.1	<0.1	<0.1
Barium-Total (mg/L)	<0.1	<0.1	<0.1	<0.1	<0.1
Beryllium-Total (mg/L)	<0.001	<0.001	<0.001	<0.003	<0.001
Bicarbonate as HCO <sub>3</sub> (mg/L)	249	246	249	234	251
Boron-Dissolved (mg/L)	<0.1	<0.1	<0.1	<0.1	<0.1
Boron-Total (mg/L)	<0.1	<0.1	<0.1	<0.1	<0.1
Cadmium-Dissolved (mg/L)	<0.005	<0.005	<0.005	<0.005	<0.005
Cadmium-Total (mg/L)	<0.005	<0.005	<0.005	<0.005	<0.005
Calcium-Dissolved (mg/L)	91.6	97	98.8	103	103
Carbonate as CO <sub>3</sub> (mg/L)	<5	<5	<5	<5	<5
Cations (meq/L)	15	15.9	16.3	16.5	16.4
Chloride (mg/L)	11	9	9	9	9
Chromium-Dissolved (mg/L)	<0.05	<0.05	<0.05	<0.05	<0.05
Chromium-Total (mg/L)	<0.05	<0.05	<0.05	<0.05	<0.05
Conductivity @ 25 C (umhos/cm)	1370	1370	1380	1550	1400
Copper-Dissolved (mg/L)	<0.01	<0.01	<0.01	<0.01	<0.01
Copper-Total (mg/L)	<0.01	<0.01	<0.01	<0.01	<0.01
Fluoride (mg/L)	0.3	0.2	0.2	0.3	0.3
Gross Alpha-Dissolved (pCi/L)	8.8	19.2	18.1	10.6	23.7
Gross Beta-Dissolved (pCi/L)	10.3	15.7	16.2	12.5	15
Gross Gamma-Dissolved (pCi/L)					
Iron-Dissolved (mg/L)	<0.03	0.05	<0.03	<0.03	<0.03
Iron-Total (mg/L)	0.18	0.14	0.12	0.16	0.14
Lead 210-Dissolved (pCi/L)	-9.8		-2.4	-2.3	-0.1
Lead 210-Suspended (pCi/L)			-2.2	1.4	4.8
Lead-Dissolved (mg/L)	<0.001	<0.001	<0.001	<0.001	<0.001
Lead-Total (mg/L)	<0.001	<0.001	<0.001	<0.001	<0.001
Magnesium-Dissolved (mg/L)	35.4	37.6	38.4	38.6	37.1
Manganese-Dissolved (mg/L)	0.14	0.15	0.15	0.16	0.16
Manganese-Total (mg/L)	0.2	0.15	0.15	0.17	0.16
Mercury-Dissolved (mg/L)	<0.001	<0.001	<0.001	<0.001	<0.001
Mercury-Total (mg/L)	<0.001	<0.001	<0.001	<0.0001	<0.0002
Molybdenum-Dissolved (mg/L)	<0.1	<0.1	<0.1	<0.1	<0.1
Molybdenum-Total (mg/L)	<0.1	<0.1	<0.1	<0.1	<0.1
Nickel-Dissolved (mg/L)	<0.05	<0.05	<0.05	<0.05	<0.05
Nickel-Total (mg/L)	<0.05	<0.05	<0.05	<0.05	<0.05
Nitrogen, Nitrate as N (mg/L)	<0.1	<0.05	<0.05	<0.1	<0.1
Nitrogen, Nitrite as N (mg/L)	<0.1	<0.05	<0.05	<0.1	<0.1
Oxidation-Reduction Potential (mV)	280	360	350	210	140
pH	7.65	7.94	7.84	7.54	7.82
Polonium 210-Dissolved (pCi/L)	1.8	1.4	0.6	0.6	
Polonium 210-Suspended (pCi/L)	0.9	0.2	0.7	-0.1	
Potassium-Dissolved (mg/L)	12.3	13	13.5	13.1	13.6
Radium 226-Dissolved (pCi/L)	1.6	4.2	3.7	1.9	2.2
Radium 226-Suspended (pCi/L)	1	-0.4	-0.09	-0.2	-0.3



POWERTECH (USA) INC.

Powertech (USA)  
Dewey-Burdock Project

Appendix 3.4-C - Groundwater Quality Data

Well #694					
Analyte	3/30/2008 10:11	4/21/2008 12:24	4/21/2008 12:30	5/21/2008 15:54	6/24/2008 15:16
Radon 222-Total (pCi/L)	313	251	250	619	611
Selenium-Dissolved (mg/L)	<0.001	<0.001	<0.001	<0.001	<0.001
Selenium-IV-Dissolved (mg/L)	<0.001	<0.001	<0.001	<0.001	<0.001
Selenium-Total (mg/L)	<0.001	<0.001	<0.001	<0.001	<0.002
Selenium-VI-Dissolved (mg/L)	<0.001	<0.001	<0.001	<0.001	<0.001
Silica-Dissolved (mg/L)	8.1	8.4	8.3	4.7	4.6
Silver-Dissolved (mg/L)	<0.005	<0.005	<0.005	<0.005	<0.005
Silver-Total (mg/L)	<0.005	<0.005	<0.005	<0.005	<0.005
Sodium Adsorption Ratio (SAR) (meq/L)	3.7	3.8	3.9	3.8	3.9
Sodium-Dissolved (mg/L)	165	176	180	180	180
Solids-Total Dissolved Calculated (mg/L)	990	988	996	965	965
Solids-Total Dissolved TDS @ 180 C (mg/L)	970	1000	990	970	960
Strontium-Total (mg/L)	2.7	2.8	2.8	3	2.9
Sulfate (mg/L)	531	512	511	493	486
TDS Balance (0.80 - 1.20) (dec.%)	0.98	1.01	1	1.01	1
Thallium-Total (mg/L)	<0.001	<0.001	<0.001	<0.001	<0.001
Thorium 230-Dissolved (pCi/L)	0.2				0.1
Thorium 230-Suspended (pCi/L)	0.1		0.1	0.3	
Thorium 232-Dissolved (pCi/L)	<0.005	<0.005	<0.005	<0.005	<0.005
Uranium-Dissolved (mg/L)	0.0005	0.0005	0.0006	0.0006	0.0006
Uranium-Suspended (mg/L)	<0.0003	<0.0003	<0.0003	<0.0003	<0.0003
Uranium-Total (mg/L)	0.0006	0.0006	0.0006	0.0006	0.0006
Vanadium-Dissolved (mg/L)	<0.1	<0.1	<0.1	<0.1	0.1
Zinc-Dissolved (mg/L)	<0.01	<0.01	<0.01	<0.01	<0.01
Zinc-Total (mg/L)	0.02	<0.01	<0.01	<0.01	<0.01



POWERTECH (USA) INC.

**Powertech (USA)  
Dewey-Burdock Project**

**Appendix 3.4-C - Groundwater Quality Data**

<b>Well #694</b>								
<b>Analyte</b>	<b>Mean</b>	<b>StDev</b>	<b>Q1</b>	<b>Median</b>	<b>Q3</b>	<b>Minimum</b>	<b>Maximum</b>	<b>n</b>
A/C Balance (± 5) (%)	3.818	3.317095	0.86	4.23	6.57	-1.48	6.92	5
Alkalinity-Total as CaCO <sub>3</sub> (mg/L)	201.6	5.549775	197	204	205	192	206	5
Aluminum-Dissolved (mg/L)	0.05		0.05	0.05	0.05	0.05	0.05	5
Ammonia (mg/L)	0.2		0.2	0.2	0.2	0.2	0.2	5
Anions (meq/L)	14.86	0.409878	14.45	15	15.2	14.4	15.4	5
Antimony-Total (mg/L)	0.0015		0.0015	0.0015	0.0015	0.0015	0.0015	5
Arsenic-Dissolved (mg/L)	0.0018	0.000447	0.0015	0.002	0.002	0.001	0.002	5
Arsenic-Total (mg/L)	0.0029	0.001517	0.00175	0.002	0.0045	0.0015	0.005	5
Barium-Dissolved (mg/L)	0.05		0.05	0.05	0.05	0.05	0.05	5
Barium-Total (mg/L)	0.05		0.05	0.05	0.05	0.05	0.05	5
Beryllium-Total (mg/L)	0.0007	0.000447	0.0005	0.0005	0.001	0.0005	0.0015	5
Bicarbonate as HCO <sub>3</sub> (mg/L)	245.8	6.83374	240	249	250	234	251	5
Boron-Dissolved (mg/L)	0.05		0.05	0.05	0.05	0.05	0.05	5
Boron-Total (mg/L)	0.05		0.05	0.05	0.05	0.05	0.05	5
Cadmium-Dissolved (mg/L)	0.0025		0.0025	0.0025	0.0025	0.0025	0.0025	5
Cadmium-Total (mg/L)	0.0025		0.0025	0.0025	0.0025	0.0025	0.0025	5
Calcium-Dissolved (mg/L)	98.68	4.751	94.3	98.8	103	91.6	103	5
Carbonate as CO <sub>3</sub> (mg/L)	2.5		2.5	2.5	2.5	2.5	2.5	5
Cation/Anion Balance (%)								
Cations (meq/L)	16.02	0.614003	15.45	16.3	16.45	15	16.5	5
Chloride (mg/L)	9.4	0.894427	9	9	10	9	11	5
Chromium-Dissolved (mg/L)	0.025		0.025	0.025	0.025	0.025	0.025	5
Chromium-Total (mg/L)	0.025		0.025	0.025	0.025	0.025	0.025	5
Conductivity @ 25 C (umhos/cm)	1414	77.00649	1370	1380	1475	1370	1550	5
Copper-Dissolved (mg/L)	0.005		0.005	0.005	0.005	0.005	0.005	5
Copper-Total (mg/L)	0.005		0.005	0.005	0.005	0.005	0.005	5
Fluoride (mg/L)	0.26	0.054772	0.2	0.3	0.3	0.2	0.3	5
Gross Alpha-Dissolved (pCi/L)	16.08	6.223102	9.7	18.1	21.45	8.8	23.7	5
Gross Beta-Dissolved (pCi/L)	13.94	2.482539	11.4	15	15.95	10.3	16.2	5
Gross Gamma-Dissolved (pCi/L)								5
Iron-Dissolved (mg/L)	0.022	0.015652	0.015	0.015	0.0325	0.015	0.05	5
Iron-Total (mg/L)	0.148	0.022804	0.13	0.14	0.17	0.12	0.18	5
Lead-Dissolved (mg/L)	0.0005		0.0005	0.0005	0.0005	0.0005	0.0005	5
Lead-Total (mg/L)	0.0005		0.0005	0.0005	0.0005	0.0005	0.0005	5
Lead 210-Dissolved (pCi/L)	-2.92	4.014598	-6.1	-2.3	-0.05	-9.8		5
Lead 210-Suspended (pCi/L)	0.8	2.580698	-1.1		3.1	-2.2	4.8	5
Lead 210-Total (pCi/L) *								
Magnesium-Dissolved (mg/L)	37.42	1.281405	36.25	37.6	38.5	35.4	38.6	5
Manganese-Dissolved (mg/L)	0.152	0.008367	0.145	0.15	0.16	0.14	0.16	5
Manganese-Total (mg/L)	0.166	0.020736	0.15	0.16	0.185	0.15	0.2	5
Mercury-Dissolved (mg/L)	0.0005		0.0005	0.0005	0.0005	0.0005	0.0005	5
Mercury-Total (mg/L)	0.000379	0.000208	0.0001	0.0005	0.0005	0.00005	0.0005	7
Molybdenum-Dissolved (mg/L)	0.05		0.05	0.05	0.05	0.05	0.05	5
Molybdenum-Total (mg/L)	0.05		0.05	0.05	0.05	0.05	0.05	5
Nickel-Dissolved (mg/L)	0.025		0.025	0.025	0.025	0.025	0.025	5
Nickel-Total (mg/L)	0.025		0.025	0.025	0.025	0.025	0.025	5
Nitrogen, Nitrate as N (mg/L)	0.04	0.013693	0.025	0.05	0.05	0.025	0.05	5
Nitrogen, Nitrite as N (mg/L)	0.04	0.013693	0.025	0.05	0.05	0.025	0.05	5



**Powertech (USA)  
Dewey-Burdock Project**

**Appendix 3.4-C - Groundwater Quality Data**

<b>Well #694</b>								
<b>Analyte</b>	<b>Mean</b>	<b>StDev</b>	<b>Q1</b>	<b>Median</b>	<b>Q3</b>	<b>Minimum</b>	<b>Maximum</b>	<b>n</b>
Oxidation-Reduction Potential (mV)	268	93.64828	175	280	355	140	360	5
pH	7.758	0.160375	7.595	7.82	7.89	7.54	7.94	5
Polonium 210-Dissolved (pCi/L)	0.88	0.715542	0.3	0.6	1.6		1.8	5
Polonium 210-Suspended (pCi/L)	0.34	0.439318	-0.05	0.2	0.8	-0.1	0.9	5
Polonium 210-Total (pCi/L)								
Potassium-Dissolved (mg/L)	13.1	0.514782	12.65	13.1	13.55	12.3	13.6	5
Radium 226-Dissolved (pCi/L)	2.72	1.156287	1.75	2.2	3.95	1.6	4.2	5
Radium 226-Suspended (pCi/L)	0.002	0.569667	-0.35	-0.2	0.455	-0.4	1	5
Radium 226-Total (pCi/L)								
Radium 226 (pCi/L)								
Radon 222-Total (pCi/L)	408.8	189.9768	250.5	313	615	250	619	5
Selenium-Dissolved (mg/L)	0.0005		0.0005	0.0005	0.0005	0.0005	0.0005	5
Selenium-IV-Dissolved (mg/L)	0.0005		0.0005	0.0005	0.0005	0.0005	0.0005	5
Selenium-Total (mg/L)	0.0006	0.000224	0.0005	0.0005	0.00075	0.0005	0.001	5
Selenium-VI-Dissolved (mg/L)	0.0005		0.0005	0.0005	0.0005	0.0005	0.0005	5
Silica-Dissolved (mg/L)	6.82	1.984187	4.65	8.1	8.35	4.6	8.4	5
Silver-Dissolved (mg/L)	0.0025		0.0025	0.0025	0.0025	0.0025	0.0025	5
Silver-Total (mg/L)	0.0025		0.0025	0.0025	0.0025	0.0025	0.0025	5
Sodium-Dissolved (mg/L)	176.2	6.496153	170.5	180	180	165	180	5
Sodium Adsorption Ratio (SAR) (meq/L)	3.82	0.083666	3.75	3.8	3.9	3.7	3.9	5
Solids-Total Dissolved Calculated (mg/L)	980.8	14.72073	965	988	993	965	996	5
Solids-Total Dissolved TDS @ 180 C (mg/L)	978	16.43168	965	970	995	960	1000	5
Strontium-Total (mg/L)	2.84	0.114018	2.75	2.8	2.95	2.7	3	5
Sulfate (mg/L)	506.6	17.70028	489.5	511	521.5	486	531	5
TDS Balance (0.80 - 1.20) (dec.%)	1	0.012247	0.99	1	1.01	0.98	1.01	5
Thallium-Total (mg/L)	0.0005		0.0005	0.0005	0.0005	0.0005	0.0005	5
Thorium 230-Dissolved (pCi/L)	0.06	0.089443			0.15		0.2	5
Thorium 230-Suspended (pCi/L)	0.1	0.122474		0.1	0.2		0.3	5
Thorium 230-Total (pCi/L)								
Thorium 232-Dissolved (pCi/L)	0.0025		0.0025	0.0025	0.0025	0.0025	0.0025	5
Uranium-Dissolved (mg/L)	0.00056	0.0000548	0.0005	0.0006	0.0006	0.0005	0.0006	5
Uranium-Suspended (mg/L)	0.00015		0.00015	0.00015	0.00015	0.00015	0.00015	5
Uranium-Total (mg/L)	0.0006		0.0006	0.0006	0.0006	0.0006	0.0006	5
Vanadium-Dissolved (mg/L)	0.06	0.022361	0.05	0.05	0.075	0.05	0.1	5
Zinc-Dissolved (mg/L)	0.005		0.005	0.005	0.005	0.005	0.005	5
Zinc-Total (mg/L)	0.008	0.006708	0.005	0.005	0.0125	0.005	0.02	5



POWERTECH (USA) INC.

**Powertech (USA)  
Dewey-Burdock Project**

**Appendix 3.4-C - Groundwater Quality Data**

<b>Well #695</b>			
<b>Analyte</b>	<b>4/22/2008 12:46</b>	<b>5/21/2008 14:45</b>	<b>6/24/2008 17:30</b>
A/C Balance (± 5) (%)	2.68	1.68	7.98
Alkalinity-Total as CaCO <sub>3</sub> (mg/L)	174	180	174
Aluminum-Dissolved (mg/L)	<0.1	<0.1	<0.1
Ammonia (mg/L)	0.2	0.2	0.1
Anions (meq/L)	14.3	15	13
Antimony-Total (mg/L)	<0.003	<0.003	<0.003
Arsenic-Dissolved (mg/L)	0.001	0.001	<0.001
Arsenic-Total (mg/L)	0.001	0.002	<0.001
Barium-Dissolved (mg/L)	<0.1	<0.1	<0.1
Barium-Total (mg/L)	<0.1	<0.1	<0.1
Beryllium-Total (mg/L)	<0.001	<0.003	<0.001
Bicarbonate as HCO <sub>3</sub> (mg/L)	212	219	212
Boron-Dissolved (mg/L)	<0.1	<0.1	<0.1
Boron-Total (mg/L)	<0.1	<0.1	<0.1
Cadmium-Dissolved (mg/L)	<0.005	<0.005	<0.005
Cadmium-Total (mg/L)	<0.005	<0.005	<0.005
Calcium-Dissolved (mg/L)	50.1	52.1	52.5
Carbonate as CO <sub>3</sub> (mg/L)	<5	<5	<5
Cations (meq/L)	15.1	15.5	15.3
Chloride (mg/L)	11	11	11
Chromium-Dissolved (mg/L)	<0.05	<0.05	<0.05
Chromium-Total (mg/L)	<0.05	<0.05	<0.05
Conductivity @ 25 C (umhos/cm)	1370	1560	1380
Copper-Dissolved (mg/L)	<0.01	<0.01	<0.01
Copper-Total (mg/L)	<0.01	<0.01	<0.01
Fluoride (mg/L)	0.4	0.4	0.4
Gross Alpha-Dissolved (pCi/L)	29.4	25.6	39.7
Gross Beta-Dissolved (pCi/L)	6	8	11
Gross Gamma-Dissolved (pCi/L)		140	
Iron-Dissolved (mg/L)	<0.03	<0.03	<0.03
Iron-Total (mg/L)	0.14	0.12	0.12
Lead 210-Dissolved (pCi/L)	-1.8	3.1	0.7
Lead 210-Suspended (pCi/L)	-2.1	-0.7	2.9
Lead-Dissolved (mg/L)	<0.001	<0.001	<0.001
Lead-Total (mg/L)	<0.001	<0.001	<0.001
Magnesium-Dissolved (mg/L)	17.6	19.4	18.8
Manganese-Dissolved (mg/L)	0.08	0.09	0.08
Manganese-Total (mg/L)	0.08	0.09	0.08
Mercury-Dissolved (mg/L)	<0.001	<0.001	<0.001
Mercury-Total (mg/L)	<0.001	<0.0001	<0.0002
Molybdenum-Dissolved (mg/L)	<0.1	<0.1	<0.1
Molybdenum-Total (mg/L)	<0.1	<0.1	<0.1
Nickel-Dissolved (mg/L)	<0.05	<0.05	<0.05
Nickel-Total (mg/L)	<0.05	<0.05	<0.05
Nitrogen, Nitrate as N (mg/L)	0.06	<0.1	<0.1



**POWERTECH (USA) INC.**

**Powertech (USA)  
Dewey-Burdock Project**

**Appendix 3.4-C - Groundwater Quality Data**

<b>Well #695</b>			
<b>Analyte</b>	<b>4/22/2008 12:46</b>	<b>5/21/2008 14:45</b>	<b>6/24/2008 17:30</b>
Nitrogen, Nitrite as N (mg/L)	<0.05	<0.1	<0.1
Oxidation-Reduction Potential (mV)	290	190	120
pH	8.08	7.91	8.14
Polonium 210-Dissolved (pCi/L)	1.6	-0.3	0.1
Polonium 210-Suspended (pCi/L)	0.4	-0.2	
Potassium-Dissolved (mg/L)	8.4	8.8	8.7
Radium 226-Dissolved (pCi/L)	5	3.7	5.2
Radium 226-Suspended (pCi/L)	-0.4	-0.2	-0.1
Radon 222-Total (pCi/L)	1400	2090	2120
Selenium-Dissolved (mg/L)	<0.001	<0.001	<0.001
Selenium-IV-Dissolved (mg/L)	<0.001	<0.001	<0.001
Selenium-Total (mg/L)	<0.001	<0.001	<0.002
Selenium-VI-Dissolved (mg/L)	<0.001	<0.001	<0.001
Silica-Dissolved (mg/L)	3.9	4.4	4.4
Silver-Dissolved (mg/L)	<0.005	<0.005	<0.005
Silver-Total (mg/L)	<0.005	<0.005	<0.005
Sodium Adsorption Ratio (SAR) (meq/L)	7.8	7.6	7.5
Sodium-Dissolved (mg/L)	251	254	250
Solids-Total Dissolved Calculated (mg/L)	957	996	901
Solids-Total Dissolved TDS @ 180 C (mg/L)	910	920	920
Strontium-Total (mg/L)	1	1	1
Sulfate (mg/L)	504	530	442
TDS Balance (0.80 - 1.20) (dec.%)	0.96	0.92	1.02
Thallium-Total (mg/L)	<0.001	<0.001	<0.001
Thorium 230-Dissolved (pCi/L)			
Thorium 230-Suspended (pCi/L)	0.3		
Thorium 232-Dissolved (pCi/L)	<0.005	<0.005	<0.005
Uranium-Dissolved (mg/L)	0.0029	0.0029	0.0027
Uranium-Suspended (mg/L)	<0.0003	<0.0003	<0.0003
Uranium-Total (mg/L)	0.0032	0.0029	0.0027
Vanadium-Dissolved (mg/L)	<0.1	<0.1	<0.1
Zinc-Dissolved (mg/L)	<0.01	<0.01	<0.01
Zinc-Total (mg/L)	<0.01	<0.01	<0.01



POWERTECH (USA) INC.

**Powertech (USA)  
Dewey-Burdock Project**

**Appendix 3.4-C - Groundwater Quality Data**

<b>Well #695</b>								
<b>Analyte</b>	<b>Mean</b>	<b>StDev</b>	<b>Q1</b>	<b>Median</b>	<b>Q3</b>	<b>Minimum</b>	<b>Maximum</b>	<b>n</b>
A/C Balance (± 5) (%)	4.113333	3.385754	1.68	2.68	7.98	1.68	7.98	3
Alkalinity-Total as CaCO <sub>3</sub> (mg/L)	176	3.464102	174	174	180	174	180	3
Aluminum-Dissolved (mg/L)	0.05		0.05	0.05	0.05	0.05	0.05	3
Ammonia (mg/L)	0.166667	0.057735	0.1	0.2	0.2	0.1	0.2	3
Anions (meq/L)	14.1	1.014889	13	14.3	15	13	15	3
Antimony-Total (mg/L)	0.0015		0.0015	0.0015	0.0015	0.0015	0.0015	3
Arsenic-Dissolved (mg/L)	0.000833	0.000289	0.0005	0.001	0.001	0.0005	0.001	3
Arsenic-Total (mg/L)	0.001167	0.000764	0.0005	0.001	0.002	0.0005	0.002	3
Barium-Dissolved (mg/L)	0.05		0.05	0.05	0.05	0.05	0.05	3
Barium-Total (mg/L)	0.05		0.05	0.05	0.05	0.05	0.05	3
Beryllium-Total (mg/L)	0.000833	0.000577	0.0005	0.0005	0.0015	0.0005	0.0015	3
Bicarbonate as HCO <sub>3</sub> (mg/L)	214.3333	4.041452	212	212	219	212	219	3
Boron-Dissolved (mg/L)	0.05		0.05	0.05	0.05	0.05	0.05	3
Boron-Total (mg/L)	0.05		0.05	0.05	0.05	0.05	0.05	3
Cadmium-Dissolved (mg/L)	0.0025		0.0025	0.0025	0.0025	0.0025	0.0025	3
Cadmium-Total (mg/L)	0.0025		0.0025	0.0025	0.0025	0.0025	0.0025	3
Calcium-Dissolved (mg/L)	51.56667	1.28582	50.1	52.1	52.5	50.1	52.5	3
Carbonate as CO <sub>3</sub> (mg/L)	2.5		2.5	2.5	2.5	2.5	2.5	3
Cation/Anion Balance (%)								
Cations (meq/L)	15.3	0.2	15.1	15.3	15.5	15.1	15.5	3
Chloride (mg/L)	11		11	11	11	11	11	3
Chromium-Dissolved (mg/L)	0.025		0.025	0.025	0.025	0.025	0.025	3
Chromium-Total (mg/L)	0.025		0.025	0.025	0.025	0.025	0.025	3
Conductivity @ 25 C (umhos/cm)	1436.667	106.9268	1370	1380	1560	1370	1560	3
Copper-Dissolved (mg/L)	0.005		0.005	0.005	0.005	0.005	0.005	3
Copper-Total (mg/L)	0.005		0.005	0.005	0.005	0.005	0.005	3
Fluoride (mg/L)	0.4		0.4	0.4	0.4	0.4	0.4	3
Gross Alpha-Dissolved (pCi/L)	31.56667	7.295432	25.6	29.4	39.7	25.6	39.7	3
Gross Beta-Dissolved (pCi/L)	8.333333	2.516611	6	8	11	6	11	3
Gross Gamma-Dissolved (pCi/L)	46.66667	80.82904			140		140	3
Iron-Dissolved (mg/L)	0.015		0.015	0.015	0.015	0.015	0.015	3
Iron-Total (mg/L)	0.126667	0.011547	0.12	0.12	0.14	0.12	0.14	3
Lead-Dissolved (mg/L)	0.0005		0.0005	0.0005	0.0005	0.0005	0.0005	3
Lead-Total (mg/L)	0.0005		0.0005	0.0005	0.0005	0.0005	0.0005	3
Lead 210-Dissolved (pCi/L)	0.666667	2.45017	-1.8	-0.7	3.1	-1.8	3.1	3
Lead 210-Suspended (pCi/L)	0.033333	2.579406	-2.1	-0.7	2.9	-2.1	2.9	3
Lead 210-Total (pCi/L)								
Magnesium-Dissolved (mg/L)	18.6	0.916515	17.6	18.8	19.4	17.6	19.4	3
Manganese-Dissolved (mg/L)	0.083333	0.005774	0.08	0.08	0.09	0.08	0.09	3
Manganese-Total (mg/L)	0.083333	0.005774	0.08	0.08	0.09	0.08	0.09	3
Mercury-Dissolved (mg/L)	0.0005		0.0005	0.0005	0.0005	0.0005	0.0005	3
Mercury-Total (mg/L)	0.000288	0.000246	0.0000625	0.0003	0.0005	0.00005	0.0005	4
Molybdenum-Dissolved (mg/L)	0.05		0.05	0.05	0.05	0.05	0.05	3
Molybdenum-Total (mg/L)	0.05		0.05	0.05	0.05	0.05	0.05	3
Nickel-Dissolved (mg/L)	0.025		0.025	0.025	0.025	0.025	0.025	3
Nickel-Total (mg/L)	0.025		0.025	0.025	0.025	0.025	0.025	3
Nitrogen, Nitrate as N (mg/L)	0.053333	0.005774	0.05	0.05	0.06	0.05	0.06	3
Nitrogen, Nitrite as N (mg/L)	0.041667	0.014434	0.025	0.05	0.05	0.025	0.05	3



POWERTECH (USA) INC.

**Powertech (USA)  
Dewey-Burdock Project**

**Appendix 3.4-C - Groundwater Quality Data**

<b>Well #695</b>								
<b>Analyte</b>	<b>Mean</b>	<b>StDev</b>	<b>Q1</b>	<b>Median</b>	<b>Q3</b>	<b>Minimum</b>	<b>Maximum</b>	<b>n</b>
Oxidation-Reduction Potential (mV)	200	85.44004	120	190	290	120	290	3
pH	8.043333	0.119304	7.91	8.08	8.14	7.91	8.14	3
Polonium 210-Dissolved (pCi/L)	0.466667	1.001665	-0.3	0.1	1.6	-0.3	1.6	3
Polonium 210-Suspended (pCi/L)	0.066667	0.305505	-0.2		0.4	-0.2	0.4	3
Polonium 210-Total (pCi/L)								
Potassium-Dissolved (mg/L)	8.633333	0.208167	8.4	8.7	8.8	8.4	8.8	3
Radium 226-Dissolved (pCi/L)	4.633333	0.814453	3.7	5	5.2	3.7	5.2	3
Radium 226-Suspended (pCi/L)	-0.23333	0.152753	-0.4	-0.2	-0.1	-0.4	-0.1	3
Radium 226-Total (pCi/L)								
Radium 226 (pCi/L)								
Radon 222-Total (pCi/L)	1870	407.3082	1400	2090	2120	1400	2120	3
Selenium-Dissolved (mg/L)	0.0005		0.0005	0.0005	0.0005	0.0005	0.0005	3
Selenium-IV-Dissolved (mg/L)	0.0005		0.0005	0.0005	0.0005	0.0005	0.0005	3
Selenium-Total (mg/L)	0.000667	0.000289	0.0005	0.0005	0.001	0.0005	0.001	3
Selenium-VI-Dissolved (mg/L)	0.0005		0.0005	0.0005	0.0005	0.0005	0.0005	3
Silica-Dissolved (mg/L)	4.233333	0.288675	3.9	4.4	4.4	3.9	4.4	3
Silver-Dissolved (mg/L)	0.0025		0.0025	0.0025	0.0025	0.0025	0.0025	3
Silver-Total (mg/L)	0.0025		0.0025	0.0025	0.0025	0.0025	0.0025	3
Sodium-Dissolved (mg/L)	251.6667	2.081666	250	251	254	250	254	3
Sodium Adsorption Ratio (SAR) (meq/L)	7.633333	0.152753	7.5	7.6	7.8	7.5	7.8	3
Solids-Total Dissolved Calculated (mg/L)	951.3333	47.75284	901	957	996	901	996	3
Solids-Total Dissolved TDS @ 180 C (mg/L)	916.6667	5.773503	910	920	920	910	920	3
Strontium-Total (mg/L)	1		1	1	1	1	1	3
Sulfate (mg/L)	492	45.21062	442	504	530	442	530	3
TDS Balance (0.80 - 1.20) (dec.%)	0.966667	0.050332	0.92	0.96	1.02	0.92	1.02	3
Thallium-Total (mg/L)	0.0005		0.0005	0.0005	0.0005	0.0005	0.0005	3
Thorium 230-Dissolved (pCi/L)								3
Thorium 230-Suspended (pCi/L)	0.1	0.173205			0.3		0.3	3
Thorium 230-Total (pCi/L)								
Thorium 232-Dissolved (pCi/L)	0.0025		0.0025	0.0025	0.0025	0.0025	0.0025	3
Uranium-Dissolved (mg/L)	0.002833	0.000115	0.0027	0.0029	0.0029	0.0027	0.0029	3
Uranium-Suspended (mg/L)	0.00015		0.00015	0.00015	0.00015	0.00015	0.00015	3
Uranium-Total (mg/L)	0.002933	0.000252	0.0027	0.0029	0.0032	0.0027	0.0032	3
Vanadium-Dissolved (mg/L)	0.05		0.05	0.05	0.05	0.05	0.05	3
Zinc-Dissolved (mg/L)	0.005		0.005	0.005	0.005	0.005	0.005	3
Zinc-Total (mg/L)	0.005		0.005	0.005	0.005	0.005	0.005	3





POWERTECH (USA) INC.

Powertech (USA)  
Dewey-Burdock Project

Appendix 3.4-C - Groundwater Quality Data

Well #696				
Analyte	3/31/2008 13:41	4/22/2008 16:58	5/21/2008 11:55	6/24/2008 15:08
A/C Balance ( $\pm 5$ ) (%)	0.93	5.13	3.21	7.89
Alkalinity-Total as CaCO <sub>3</sub> (mg/L)	184	182	182	174
Aluminum-Dissolved (mg/L)	<0.1	<0.1	<0.1	<0.1
Ammonia (mg/L)	0.4	0.4	0.4	0.4
Anions (meq/L)	14	13.9	14.5	13.3
Antimony-Total (mg/L)	<0.003	<0.003	<0.003	<0.003
Arsenic-Dissolved (mg/L)	0.002	0.001	<0.001	<0.001
Arsenic-Total (mg/L)	0.003	0.002	0.002	<0.002
Barium-Dissolved (mg/L)	<0.1	<0.1	<0.1	<0.1
Barium-Total (mg/L)	<0.1	<0.1	<0.1	<0.1
Beryllium-Total (mg/L)	<0.001	<0.001	<0.003	<0.001
Bicarbonate as HCO <sub>3</sub> (mg/L)	215	222	222	212
Boron-Dissolved (mg/L)	<0.1	<0.1	<0.1	<0.1
Boron-Total (mg/L)	<0.1	<0.1	<0.1	<0.1
Cadmium-Dissolved (mg/L)	<0.005	<0.005	<0.005	<0.005
Cadmium-Total (mg/L)	<0.005	<0.005	<0.005	<0.005
Calcium-Dissolved (mg/L)	28	29.9	31	31.6
Carbonate as CO <sub>3</sub> (mg/L)	<5	<5	<5	<5
Cations (meq/L)	14.3	15.4	15.5	15.6
Chloride (mg/L)	15	12	12	12
Chromium-Dissolved (mg/L)	<0.05	<0.05	<0.05	<0.05
Chromium-Total (mg/L)	<0.05	<0.05	<0.05	<0.05
Conductivity @ 25 C (umhos/cm)	1440	1410	1420	1390
Copper-Dissolved (mg/L)	<0.01	<0.01	<0.01	<0.01
Copper-Total (mg/L)	<0.01	<0.01	<0.01	<0.01
Fluoride (mg/L)	0.3	0.3	0.4	0.4
Gross Alpha-Dissolved (pCi/L)	3.9	5.2	14.3	23.9
Gross Beta-Dissolved (pCi/L)	-2.1	10.7	9	9.9
Gross Gamma-Dissolved (pCi/L)				
Iron-Dissolved (mg/L)	<0.03	0.07	0.09	0.1
Iron-Total (mg/L)	0.04	0.08	0.1	0.67
Lead 210-Dissolved (pCi/L)	-11.2	-4.9	-2.7	-5.3
Lead 210-Suspended (pCi/L)			2.1	5.6
Lead-Dissolved (mg/L)	<0.001	<0.001	<0.001	<0.001
Lead-Total (mg/L)	<0.001	<0.001	<0.001	<0.001
Magnesium-Dissolved (mg/L)	10	10.4	10.9	11.1
Manganese-Dissolved (mg/L)	0.05	0.06	0.07	0.07
Manganese-Total (mg/L)	0.05	0.06	0.07	0.07
Mercury-Dissolved (mg/L)	<0.001	<0.001	<0.001	<0.001
Mercury-Total (mg/L)	<0.001	<0.001	<0.0001	<0.0002
Molybdenum-Dissolved (mg/L)	<0.1	<0.1	<0.1	<0.1
Molybdenum-Total (mg/L)	<0.1	<0.1	<0.1	<0.1
Nickel-Dissolved (mg/L)	<0.05	<0.05	<0.05	<0.05
Nickel-Total (mg/L)	<0.05	<0.05	<0.05	<0.05
Nitrogen, Nitrate as N (mg/L)	<0.1	<0.05	<0.1	<0.1
Nitrogen, Nitrite as N (mg/L)	<0.1	<0.05	<0.1	<0.1



POWERTECH (USA) INC.

Powertech (USA)  
Dewey-Burdock Project

Appendix 3.4-C - Groundwater Quality Data

Well #696				
Analyte	3/31/2008 13:41	4/22/2008 16:58	5/21/2008 11:55	6/24/2008 15:08
Oxidation-Reduction Potential (mV)	170	200	120	99
pH	8.71	8.47	8.35	8.29
Polonium 210-Dissolved (pCi/L)	0.6	0.9	-0.2	0.2
Polonium 210-Suspended (pCi/L)	0.5	0.6		0.5
Potassium-Dissolved (mg/L)	9.7	9.3	9.2	9.4
Radium 226-Dissolved (pCi/L)	1	0.5	1.8	3.3
Radium 226-Suspended (pCi/L)	0.6	-0.2	-0.1	-0.4
Radon 222-Total (pCi/L)	190	185	497	517
Selenium-Dissolved (mg/L)	<0.001	<0.001	<0.001	<0.001
Selenium-IV-Dissolved (mg/L)	<0.001	<0.001	<0.001	<0.001
Selenium-Total (mg/L)	<0.001	<0.001	<0.001	<0.002
Selenium-VI-Dissolved (mg/L)	<0.001	<0.001	<0.001	<0.001
Silica-Dissolved (mg/L)	8.1	4.4	4.7	5
Silver-Dissolved (mg/L)	<0.005	<0.005	<0.005	<0.005
Silver-Total (mg/L)	<0.005	<0.005	<0.005	<0.005
Sodium Adsorption Ratio (SAR) (meq/L)	11	12	12	12
Sodium-Dissolved (mg/L)	270	293	294	295
Solids-Total Dissolved Calculated (mg/L)	941	951	984	934
Solids-Total Dissolved TDS @ 180 C (mg/L)	880	930	930	920
Strontium-Total (mg/L)	0.7	0.8	0.8	0.8
Sulfate (mg/L)	475	475	505	456
TDS Balance (0.80 - 1.20) (dec.%)	0.94	0.98	0.94	0.99
Thallium-Total (mg/L)	<0.001	<0.001	<0.001	<0.001
Thorium 230-Dissolved (pCi/L)				
Thorium 230-Suspended (pCi/L)	0.2	0.2	0.1	
Thorium 232-Dissolved (pCi/L)	<0.005	<0.005	<0.005	<0.005
Uranium-Dissolved (mg/L)	<0.0003	<0.0003	<0.0003	<0.0003
Uranium-Suspended (mg/L)	<0.0003	<0.0003	<0.0003	<0.0003
Uranium-Total (mg/L)	<0.0003	<0.0003	<0.0003	<0.0003
Vanadium-Dissolved (mg/L)	<0.1	<0.1	<0.1	<0.1
Zinc-Dissolved (mg/L)	<0.01	<0.01	<0.01	<0.01
Zinc-Total (mg/L)	<0.01	<0.01	<0.01	<0.01



POWERTECH (USA) INC.

**Powertech (USA)  
Dewey-Burdock Project**

**Appendix 3.4-C - Groundwater Quality Data**

<b>Well #696</b>								
<b>Analyte</b>	<b>Mean</b>	<b>StDev</b>	<b>Q1</b>	<b>Median</b>	<b>Q3</b>	<b>Minimum</b>	<b>Maximum</b>	<b>n</b>
A/C Balance (± 5) (%)	4.29	2.950797	1.5	4.17	7.2	0.93	7.89	4
Alkalinity-Total as CaCO <sub>3</sub> (mg/L)	180.5	4.434712	176	182	183.5	174	184	4
Aluminum-Dissolved (mg/L)	0.05		0.05	0.05	0.05	0.05	0.05	4
Ammonia (mg/L)	0.4		0.4	0.4	0.4	0.4	0.4	4
Anions (meq/L)	13.925	0.492443	13.45	13.95	14.375	13.3	14.5	4
Antimony-Total (mg/L)	0.0015		0.0015	0.0015	0.0015	0.0015	0.0015	4
Arsenic-Dissolved (mg/L)	0.001	0.000707	0.0005	0.00075	0.00175	0.0005	0.002	4
Arsenic-Total (mg/L)	0.002	0.000816	0.00125	0.002	0.00275	0.001	0.003	4
Barium-Dissolved (mg/L)	0.05		0.05	0.05	0.05	0.05	0.05	4
Barium-Total (mg/L)	0.05		0.05	0.05	0.05	0.05	0.05	4
Beryllium-Total (mg/L)	0.00075	0.0005	0.0005	0.0005	0.00125	0.0005	0.0015	4
Bicarbonate as HCO <sub>3</sub> (mg/L)	217.75	5.057997	212.75	218.5	222	212	222	4
Boron-Dissolved (mg/L)	0.05		0.05	0.05	0.05	0.05	0.05	4
Boron-Total (mg/L)	0.05		0.05	0.05	0.05	0.05	0.05	4
Cadmium-Dissolved (mg/L)	0.0025		0.0025	0.0025	0.0025	0.0025	0.0025	4
Cadmium-Total (mg/L)	0.0025		0.0025	0.0025	0.0025	0.0025	0.0025	4
Calcium-Dissolved (mg/L)	30.125	1.581929	28.475	30.45	31.45	28	31.6	4
Carbonate as CO <sub>3</sub> (mg/L)	2.5		2.5	2.5	2.5	2.5	2.5	4
Cation/Anion Balance (%)								
Cations (meq/L)	15.2	0.60553	14.575	15.45	15.575	14.3	15.6	4
Chloride (mg/L)	12.75	1.5	12	12	14.25	12	15	4
Chromium-Dissolved (mg/L)	0.025		0.025	0.025	0.025	0.025	0.025	4
Chromium-Total (mg/L)	0.025		0.025	0.025	0.025	0.025	0.025	4
Conductivity @ 25 C (umhos/cm)	1415	20.81666	1395	1415	1435	1390	1440	4
Copper-Dissolved (mg/L)	0.005		0.005	0.005	0.005	0.005	0.005	4
Copper-Total (mg/L)	0.005		0.005	0.005	0.005	0.005	0.005	4
Fluoride (mg/L)	0.35	0.057735	0.3	0.35	0.4	0.3	0.4	4
Gross Alpha-Dissolved (pCi/L)	11.825	9.284889	4.225	9.75	21.5	3.9	23.9	4
Gross Beta-Dissolved (pCi/L)	6.875	6.023496	0.675	9.45	10.5	-2.1	10.7	4
Gross Gamma-Dissolved (pCi/L)								4
Iron-Dissolved (mg/L)	0.06875	0.037942	0.02875	0.08	0.0975	0.015	0.1	4
Iron-Total (mg/L)	0.2225	0.299374	0.05	0.09	0.5275	0.04	0.67	4
Lead-Dissolved (mg/L)	0.0005		0.0005	0.0005	0.0005	0.0005	0.0005	4
Lead-Total (mg/L)	0.0005		0.0005	0.0005	0.0005	0.0005	0.0005	4
Lead 210-Dissolved (pCi/L)	-6.025	3.634442	-9.725	-5.1	-3.25	-11.2	-2.7	4
Lead 210-Suspended (pCi/L)	1.925	2.642442		1.05	4.725		5.6	4
Lead 210-Total (pCi/L)								
Magnesium-Dissolved (mg/L)	10.6	0.496655	10.1	10.65	11.05	10	11.1	4
Manganese-Dissolved (mg/L)	0.0625	0.009574	0.0525	0.065	0.07	0.05	0.07	4
Manganese-Total (mg/L)	0.0625	0.009574	0.0525	0.065	0.07	0.05	0.07	4
Mercury-Dissolved (mg/L)	0.0005		0.0005	0.0005	0.0005	0.0005	0.0005	4
Mercury-Total (mg/L)	0.000283	0.000238	0.00005	0.0003	0.0005	0.00005	0.0005	6
Molybdenum-Dissolved (mg/L)	0.05		0.05	0.05	0.05	0.05	0.05	4
Molybdenum-Total (mg/L)	0.05		0.05	0.05	0.05	0.05	0.05	4
Nickel-Dissolved (mg/L)	0.025		0.025	0.025	0.025	0.025	0.025	4
Nickel-Total (mg/L)	0.025		0.025	0.025	0.025	0.025	0.025	4
Nitrogen, Nitrate as N (mg/L)	0.04375	0.0125	0.03125	0.05	0.05	0.025	0.05	4
Nitrogen, Nitrite as N (mg/L)	0.04375	0.0125	0.03125	0.05	0.05	0.025	0.05	4



POWERTECH (USA) INC.

**Powertech (USA)  
Dewey-Burdock Project**

**Appendix 3.4-C - Groundwater Quality Data**

<b>Well #696</b>								
<b>Analyte</b>	<b>Mean</b>	<b>StDev</b>	<b>Q1</b>	<b>Median</b>	<b>Q3</b>	<b>Minimum</b>	<b>Maximum</b>	<b>n</b>
Oxidation-Reduction Potential (mV)	147.25	46.08235	104.25	145	192.5	99	200	4
pH	8.455	0.185742	8.305	8.41	8.65	8.29	8.71	4
Polonium 210-Dissolved (pCi/L)	0.375	0.478714	-0.1	0.4	0.825	-0.2	0.9	4
Polonium 210-Suspended (pCi/L)	0.4	0.270801	0.125	0.5	0.575		0.6	4
Polonium 210-Total (pCi/L)								
Potassium-Dissolved (mg/L)	9.4	0.216025	9.225	9.35	9.625	9.2	9.7	4
Radium 226-Dissolved (pCi/L)	1.65	1.223383	0.625	1.4	2.925	0.5	3.3	4
Radium 226-Suspended (pCi/L)	-0.025	0.434933	-0.35	-0.15	0.425	-0.4	0.6	4
Radium 226-Total (pCi/L)								
Radium 226 (pCi/L)								
Radon 222-Total (pCi/L)	347.25	184.6553	186.25	343.5	512	185	517	4
Selenium-Dissolved (mg/L)	0.0005		0.0005	0.0005	0.0005	0.0005	0.0005	4
Selenium-IV-Dissolved (mg/L)	0.0005		0.0005	0.0005	0.0005	0.0005	0.0005	4
Selenium-Total (mg/L)	0.000625	0.00025	0.0005	0.0005	0.000875	0.0005	0.001	4
Selenium-VI-Dissolved (mg/L)	0.0005		0.0005	0.0005	0.0005	0.0005	0.0005	4
Silica-Dissolved (mg/L)	5.55	1.717556	4.475	4.85	7.325	4.4	8.1	4
Silver-Dissolved (mg/L)	0.0025		0.0025	0.0025	0.0025	0.0025	0.0025	4
Silver-Total (mg/L)	0.0025		0.0025	0.0025	0.0025	0.0025	0.0025	4
Sodium-Dissolved (mg/L)	288	12.02775	275.75	293.5	294.75	270	295	4
Sodium Adsorption Ratio (SAR) (meq/L)	11.75	0.5	11.25	12	12	11	12	4
Solids-Total Dissolved Calculated (mg/L)	952.5	22.12841	935.75	946	975.75	934	984	4
Solids-Total Dissolved TDS @ 180 C (mg/L)	915	23.80476	890	925	930	880	930	4
Strontium-Total (mg/L)	0.775	0.05	0.725	0.8	0.8	0.7	0.8	4
Sulfate (mg/L)	477.75	20.25463	460.75	475	497.5	456	505	4
TDS Balance (0.80 - 1.20) (dec.%)	0.9625	0.0263	0.94	0.96	0.9875	0.94	0.99	4
Thallium-Total (mg/L)	0.0005		0.0005	0.0005	0.0005	0.0005	0.0005	4
Thorium 230-Dissolved (pCi/L)								4
Thorium 230-Suspended (pCi/L)	0.125	0.095743	0.025	0.15	0.2		0.2	4
Thorium 230-Total (pCi/L)								
Thorium 232-Dissolved (pCi/L)	0.0025		0.0025	0.0025	0.0025	0.0025	0.0025	4
Uranium-Dissolved (mg/L)	0.00015		0.00015	0.00015	0.00015	0.00015	0.00015	4
Uranium-Suspended (mg/L)	0.00015		0.00015	0.00015	0.00015	0.00015	0.00015	4
Uranium-Total (mg/L)	0.00015		0.00015	0.00015	0.00015	0.00015	0.00015	4
Vanadium-Dissolved (mg/L)	0.05		0.05	0.05	0.05	0.05	0.05	4
Zinc-Dissolved (mg/L)	0.005		0.005	0.005	0.005	0.005	0.005	4
Zinc-Total (mg/L)	0.005		0.005	0.005	0.005	0.005	0.005	4



Powertech (USA) Inc.

Powertech (USA)  
Dewey-Burdock Project

Appendix 3.4-C - Groundwater Quality Data

Well #697					
Analyte	3/30/2008 16:36	3/31/2008 16:31	4/22/2008 16:02	5/21/2008 16:44	6/24/2008 18:20
A/C Balance (± 5) (%)	-1.53	1.52	3.91	2.35	6.52
Alkalinity-Total as CaCO <sub>3</sub> (mg/L)	166	176	166	168	168
Aluminum-Dissolved (mg/L)	<0.1	<0.1	<0.1	<0.1	<0.1
Ammonia (mg/L)	0.1	0.2	0.2	0.1	0.1
Anions (meq/L)	13	13.9	12.5	13.1	12.1
Antimony-Total (mg/L)	<0.003	<0.003	<0.003	<0.003	<0.003
Arsenic-Dissolved (mg/L)	0.001	<0.001	0.001	0.002	0.002
Arsenic-Total (mg/L)	<0.003	0.002	0.002	0.002	0.003
Barium-Dissolved (mg/L)	<0.1	<0.1	<0.1	<0.1	<0.1
Barium-Total (mg/L)	<0.1	<0.1	<0.1	<0.1	0.2
Beryllium-Total (mg/L)	<0.001	<0.005	<0.001	<0.003	<0.001
Bicarbonate as HCO <sub>3</sub> (mg/L)	202	215	202	205	205
Boron-Dissolved (mg/L)	<0.1	<0.1	<0.1	<0.1	<0.1
Boron-Total (mg/L)	<0.1	<0.1	<0.1	<0.1	<0.1
Cadmium-Dissolved (mg/L)	<0.005	<0.005	<0.005	<0.005	<0.005
Cadmium-Total (mg/L)	<0.005	<0.001	<0.005	<0.005	<0.005
Calcium-Dissolved (mg/L)	49.2	48	50.6	52.8	53.4
Carbonate as CO <sub>3</sub> (mg/L)	<5	<5	<5	<5	<5
Cations (meq/L)	12.6	14.3	13.5	13.7	13.8
Chloride (mg/L)	10	14	8	8	8
Chromium-Dissolved (mg/L)	<0.05	<0.05	<0.05	<0.05	<0.05
Chromium-Total (mg/L)	<0.05	<0.05	<0.05	<0.05	<0.05
Conductivity @ 25 C (umhos/cm)	1250	1390	1230	1380	1230
Copper-Dissolved (mg/L)	<0.01	<0.01	<0.01	<0.01	<0.01
Copper-Total (mg/L)	<0.01	<0.01	<0.01	<0.01	<0.01
Fluoride (mg/L)	0.5	0.4	0.5	0.5	0.5
Gross Alpha-Dissolved (pCi/L)	6.1	52.2	8.4	4.1	11.9
Gross Beta-Dissolved (pCi/L)	6.8	16.1	8.4	5.4	8.1
Gross Gamma-Dissolved (pCi/L)					
Iron-Dissolved (mg/L)	0.03	0.07	0.04	0.04	0.04
Iron-Total (mg/L)	0.06	0.11	0.05	0.04	0.08
Lead 210-Dissolved (pCi/L)	-23	-12.4	-0.7	-4.3	0.5
Lead 210-Suspended (pCi/L)	-2.8				2.9
Lead-Dissolved (mg/L)	<0.001	<0.001	<0.001	<0.001	<0.001
Lead-Total (mg/L)	<0.001	<0.001	<0.001	<0.001	<0.001
Magnesium-Dissolved (mg/L)	16.9	17.8	17.3	18	17.7
Manganese-Dissolved (mg/L)	0.05	0.07	0.05	0.06	0.06
Manganese-Total (mg/L)	0.05	0.08	0.06	0.06	0.06
Mercury-Dissolved (mg/L)	<0.001	<0.001	<0.001	<0.001	<0.001
Mercury-Total (mg/L)	<0.001	<0.001	<0.001	<0.0001	<0.0002
Molybdenum-Dissolved (mg/L)	<0.1	<0.1	<0.1	<0.1	<0.1
Molybdenum-Total (mg/L)	<0.1	<0.1	<0.1	<0.1	<0.1
Nickel-Dissolved (mg/L)	<0.05	<0.05	<0.05	<0.05	<0.05
Nickel-Total (mg/L)	<0.05	<0.05	<0.05	<0.05	<0.05
Nitrogen, Nitrate as N (mg/L)	<0.1	<0.1	<0.05	<0.1	0.1
Nitrogen, Nitrite as N (mg/L)	<0.1	<0.1	<0.05	<0.1	<0.1
Oxidation-Reduction Potential (mV)	200	230	320	200	140
pH	7.83	8.16	8.07	7.9	8.25
Polonium 210-Dissolved (pCi/L)	1.1	1.1			-0.1
Polonium 210-Suspended (pCi/L)	0.9	0.6		1.2	
Potassium-Dissolved (mg/L)	8.1	8.7	8.5	8.5	8.8
Radium 226-Dissolved (pCi/L)	1.5	6.3	1.7	1.1	0.8
Radium 226-Suspended (pCi/L)	0.6	0.6	-0.1	3.8	-0.4
Radon 222-Total (pCi/L)	323	1400	284	570	413
Selenium-Dissolved (mg/L)	<0.001	<0.001	<0.001	<0.001	<0.001
Selenium-IV-Dissolved (mg/L)	<0.001	<0.001	<0.001	<0.001	<0.001
Selenium-Total (mg/L)	0.001	<0.001	<0.001	<0.001	0.005
Selenium-VI-Dissolved (mg/L)	<0.001	<0.001	<0.001	<0.001	<0.001



POWERTECH (USA) INC.

Powertech (USA)  
Dewey-Burdock Project

Appendix 3.4-C - Groundwater Quality Data

Well #697					
Analyte	3/30/2008 16:36	3/31/2008 16:31	4/22/2008 16:02	5/21/2008 16:44	6/24/2008 18:20
Silica-Dissolved (mg/L)	7.4	7.4	4	4.6	4.6
Silver-Dissolved (mg/L)	<0.005	<0.005	<0.005	<0.005	<0.005
Silver-Total (mg/L)	<0.005	<0.005	<0.005	<0.005	<0.005
Sodium Adsorption Ratio (SAR) (meq/L)	6.2	7.3	6.6	6.5	6.6
Sodium-Dissolved (mg/L)	197	234	215	216	218
Solids-Total Dissolved Calculated (mg/L)	853	925	840	873	829
Solids-Total Dissolved TDS @ 180 C (mg/L)	800	870	810	790	810
Strontium-Total (mg/L)	1.1	0.9	1.3	1.2	1.2
Sulfate (mg/L)	452	476	430	456	409
TDS Balance (0.80 - 1.20) (dec.%)	0.93	0.94	0.97	0.91	0.97
Thallium-Total (mg/L)	<0.001	<0.001	<0.001	<0.001	<0.001
Thorium 230-Dissolved (pCi/L)	0.4				
Thorium 230-Suspended (pCi/L)	0.1	0.1	0.1	0.3	0.2
Thorium 232-Dissolved (pCi/L)	<0.005	<0.005	<0.005	<0.005	<0.005
Uranium-Dissolved (mg/L)	<0.0003	0.003	<0.0003	<0.0003	<0.0003
Uranium-Suspended (mg/L)	<0.0003	<0.0003	<0.0003	0.0007	<0.0003
Uranium-Total (mg/L)	<0.0003	0.0031	<0.0003	<0.0003	<0.0003
Vanadium-Dissolved (mg/L)	<0.1	<0.1	<0.1	<0.1	<0.1
Zinc-Dissolved (mg/L)	<0.01	<0.01	<0.01	<0.01	<0.01
Zinc-Total (mg/L)	<0.01	<0.01	<0.01	0.01	<0.01



POWERTECH (USA) INC.

**Powertech (USA)  
Dewey-Burdock Project**

**Appendix 3.4-C - Groundwater Quality Data**

<b>Well #697</b>								
<b>Analyte</b>	<b>Mean</b>	<b>StDev</b>	<b>Q1</b>	<b>Median</b>	<b>Q3</b>	<b>Minimum</b>	<b>Maximum</b>	<b>n</b>
A/C Balance (± 5) (%)	2.554	2.973118	-0.005	2.35	5.215	-1.53	6.52	5
Alkalinity-Total as CaCO <sub>3</sub> (mg/L)	168.8	4.147288	166	168	172	166	176	5
Aluminum-Dissolved (mg/L)	0.05		0.05	0.05	0.05	0.05	0.05	5
Ammonia (mg/L)	0.14	0.054772	0.1	0.1	0.2	0.1	0.2	5
Anions (meq/L)	12.92	0.679706	12.3	13	13.5	12.1	13.9	5
Antimony-Total (mg/L)	0.0015		0.0015	0.0015	0.0015	0.0015	0.0015	5
Arsenic-Dissolved (mg/L)	0.0013	0.000671	0.00075	0.001	0.002	0.0005	0.002	5
Arsenic-Total (mg/L)	0.0021	0.000548	0.00175	0.002	0.0025	0.0015	0.003	5
Barium-Dissolved (mg/L)	0.05		0.05	0.05	0.05	0.05	0.05	5
Barium-Total (mg/L)	0.08	0.067082	0.05	0.05	0.125	0.05	0.2	5
Beryllium-Total (mg/L)	0.0011	0.000894	0.0005	0.0005	0.002	0.0005	0.0025	5
Bicarbonate as HCO <sub>3</sub> (mg/L)	205.8	5.357238	202	205	210	202	215	5
Boron-Dissolved (mg/L)	0.05		0.05	0.05	0.05	0.05	0.05	5
Boron-Total (mg/L)	0.05		0.05	0.05	0.05	0.05	0.05	5
Cadmium-Dissolved (mg/L)	0.0025		0.0025	0.0025	0.0025	0.0025	0.0025	5
Cadmium-Total (mg/L)	0.0021	0.000894	0.0015	0.0025	0.0025	0.0005	0.0025	5
Calcium-Dissolved (mg/L)	50.8	2.302173	48.6	50.6	53.1	48	53.4	5
Carbonate as CO <sub>3</sub> (mg/L)	2.5		2.5	2.5	2.5	2.5	2.5	5
Cation/Anion Balance (%)								
Cations (meq/L)	13.58	0.622093	13.05	13.7	14.05	12.6	14.3	5
Chloride (mg/L)	9.6	2.607681	8	8	12	8	14	5
Chromium-Dissolved (mg/L)	0.025		0.025	0.025	0.025	0.025	0.025	5
Chromium-Total (mg/L)	0.025		0.025	0.025	0.025	0.025	0.025	5
Conductivity @ 25 C (umhos/cm)	1296	81.73127	1230	1250	1385	1230	1390	5
Copper-Dissolved (mg/L)	0.005		0.005	0.005	0.005	0.005	0.005	5
Copper-Total (mg/L)	0.005		0.005	0.005	0.005	0.005	0.005	5
Fluoride (mg/L)	0.48	0.044721	0.45	0.5	0.5	0.4	0.5	5
Gross Alpha-Dissolved (pCi/L)	16.54	20.1443	5.1	8.4	32.05	4.1	52.2	5
Gross Beta-Dissolved (pCi/L)	8.96	4.164493	6.1	8.1	12.25	5.4	16.1	5
Gross Gamma-Dissolved (pCi/L)								5
Iron-Dissolved (mg/L)	0.044	0.015166	0.035	0.04	0.055	0.03	0.07	5
Iron-Total (mg/L)	0.068	0.027749	0.045	0.06	0.095	0.04	0.11	5
Lead-Dissolved (mg/L)	0.0005		0.0005	0.0005	0.0005	0.0005	0.0005	5
Lead-Total (mg/L)	0.0005		0.0005	0.0005	0.0005	0.0005	0.0005	5
Lead 210-Dissolved (pCi/L)	-7.98	9.792701	-17.7	-4.3	-0.1	-23	0.5	5
Lead 210-Suspended (pCi/L)	0.02	2.01544	-1.4		1.45	-2.8	2.9	5
Lead 210-Total (pCi/L)								
Magnesium-Dissolved (mg/L)	17.54	0.439318	17.1	17.7	17.9	16.9	18	5
Manganese-Dissolved (mg/L)	0.058	0.008367	0.05	0.06	0.065	0.05	0.07	5
Manganese-Total (mg/L)	0.062	0.010954	0.055	0.06	0.07	0.05	0.08	5
Mercury-Dissolved (mg/L)	0.0005		0.0005	0.0005	0.0005	0.0005	0.0005	5
Mercury-Total (mg/L)	0.000314	0.000232	0.00005	0.0005	0.0005	0.00005	0.0005	7
Molybdenum-Dissolved (mg/L)	0.05		0.05	0.05	0.05	0.05	0.05	5
Molybdenum-Total (mg/L)	0.05		0.05	0.05	0.05	0.05	0.05	5
Nickel-Dissolved (mg/L)	0.025		0.025	0.025	0.025	0.025	0.025	5
Nickel-Total (mg/L)	0.025		0.025	0.025	0.025	0.025	0.025	5
Nitrogen, Nitrate as N (mg/L)	0.055	0.027386	0.0375	0.05	0.075	0.025	0.1	5
Nitrogen, Nitrite as N (mg/L)	0.045	0.01118	0.0375	0.05	0.05	0.025	0.05	5



POWERTECH (USA) INC.

**Powertech (USA)  
Dewey-Burdock Project**

**Appendix 3.4-C - Groundwater Quality Data**

<b>Well #697</b>								
<b>Analyte</b>	<b>Mean</b>	<b>StDev</b>	<b>Q1</b>	<b>Median</b>	<b>Q3</b>	<b>Minimum</b>	<b>Maximum</b>	<b>n</b>
Oxidation-Reduction Potential (mV)	218	65.72671	170	200	275	140	320	5
pH	8.042	0.175414	7.865	8.07	8.205	7.83	8.25	5
Polonium 210-Dissolved (pCi/L)	0.42	0.622093	-0.05		1.1	-0.1	1.1	5
Polonium 210-Suspended (pCi/L)	0.54	0.536656		0.6	1.05		1.2	5
Polonium 210-Total (pCi/L)								
Potassium-Dissolved (mg/L)	8.52	0.268328	8.3	8.5	8.75	8.1	8.8	5
Radium 226-Dissolved (pCi/L)	2.28	2.274203	0.95	1.5	4	0.8	6.3	5
Radium 226-Suspended (pCi/L)	0.9	1.679286	-0.25	0.6	2.2	-0.4	3.8	5
Radium 226-Total (pCi/L)								
Radium 226 (pCi/L)								
Radon 222-Total (pCi/L)	598	461.6368	303.5	413	985	284	1400	5
Selenium-Dissolved (mg/L)	0.0005		0.0005	0.0005	0.0005	0.0005	0.0005	5
Selenium-IV-Dissolved (mg/L)	0.0005		0.0005	0.0005	0.0005	0.0005	0.0005	5
Selenium-Total (mg/L)	0.0015	0.001969	0.0005	0.0005	0.003	0.0005	0.005	5
Selenium-VI-Dissolved (mg/L)	0.0005		0.0005	0.0005	0.0005	0.0005	0.0005	5
Silica-Dissolved (mg/L)	5.6	1.661325	4.3	4.6	7.4	4	7.4	5
Silver-Dissolved (mg/L)	0.0025		0.0025	0.0025	0.0025	0.0025	0.0025	5
Silver-Total (mg/L)	0.0025		0.0025	0.0025	0.0025	0.0025	0.0025	5
Sodium-Dissolved (mg/L)	216	13.13393	206	216	226	197	234	5
Sodium Adsorption Ratio (SAR) (meq/L)	6.64	0.403733	6.35	6.6	6.95	6.2	7.3	5
Solids-Total Dissolved Calculated (mg/L)	864	37.82856	834.5	853	899	829	925	5
Solids-Total Dissolved TDS @ 180 C (mg/L)	816	31.30495	795	810	840	790	870	5
Strontium-Total (mg/L)	1.14	0.151658	1	1.2	1.25	0.9	1.3	5
Sulfate (mg/L)	444.6	25.7449	419.5	452	466	409	476	5
TDS Balance (0.80 - 1.20) (dec.%)	0.944	0.026077	0.92	0.94	0.97	0.91	0.97	5
Thallium-Total (mg/L)	0.0005		0.0005	0.0005	0.0005	0.0005	0.0005	5
Thorium 230-Dissolved (pCi/L)	0.08	0.178885			0.2		0.4	5
Thorium 230-Suspended (pCi/L)	0.16	0.089443	0.1	0.1	0.25	0.1	0.3	5
Thorium 230-Total (pCi/L)								
Thorium 232-Dissolved (pCi/L)	0.0025		0.0025	0.0025	0.0025	0.0025	0.0025	5
Uranium-Dissolved (mg/L)	0.00072	0.001275	0.00015	0.00015	0.001575	0.00015	0.003	5
Uranium-Suspended (mg/L)	0.00026	0.000246	0.00015	0.00015	0.000425	0.00015	0.0007	5
Uranium-Total (mg/L)	0.00074	0.001319	0.00015	0.00015	0.001625	0.00015	0.0031	5
Vanadium-Dissolved (mg/L)	0.05		0.05	0.05	0.05	0.05	0.05	5
Zinc-Dissolved (mg/L)	0.005		0.005	0.005	0.005	0.005	0.005	5
Zinc-Total (mg/L)	0.006	0.002236	0.005	0.005	0.0075	0.005	0.01	5



Powertech (USA)  
Dewey-Burdock Project

Appendix 3.4-C - Groundwater Quality Data

Well #698						
Analyte	3/30/2008 14:04	3/30/2008 14:10	4/22/2008 11:30	5/28/2008 12:35	5/28/2008 12:45	6/24/2008 11:55
A/C Balance (± 5) (%)	2.58	-1.6	0.92	9.13	5.02	3.88
Alkalinity-Total as CaCO <sub>3</sub> (mg/L)	124	122	120	114	118	114
Aluminum-Dissolved (mg/L)	<0.1	<0.1	<0.1	<0.1	<0.1	<0.1
Ammonia (mg/L)	0.1	0.1	0.2	0.2	0.2	0.1
Anions (meq/L)	29.9	32.6	32.8	28.9	30.9	33.1
Antimony-Total (mg/L)	<0.003	<0.003	<0.003	<0.003	<0.003	<0.003
Arsenic-Dissolved (mg/L)	<0.001	<0.001	<0.001	<0.001	<0.001	<0.001
Arsenic-Total (mg/L)	0.004	0.003	<0.001	0.002	0.003	0.005
Barium-Dissolved (mg/L)	<0.1	<0.1	<0.1	<0.1	<0.1	<0.1
Barium-Total (mg/L)	<0.1	<0.1	<0.1	<0.1	<0.1	<0.1
Beryllium-Total (mg/L)	<0.001	<0.001	<0.001	<0.001	<0.001	<0.001
Bicarbonate as HCO <sub>3</sub> (mg/L)	151	149	146	139	144	139
Boron-Dissolved (mg/L)	<0.1	<0.1	<0.1	0.2	0.1	<0.1
Boron-Total (mg/L)	<0.1	<0.1	<0.1	0.1	<0.1	<0.1
Cadmium-Dissolved (mg/L)	<0.005	<0.005	<0.005	<0.005	<0.005	<0.005
Cadmium-Total (mg/L)	<0.005	<0.005	<0.005	<0.005	<0.005	<0.005
Calcium-Dissolved (mg/L)	338	340	366	382	375	393
Carbonate as CO <sub>3</sub> (mg/L)	<5	<5	<5	<5	<5	<5
Cations (meq/L)	31.4	31.6	33.4	34.8	34.2	35.8
Chloride (mg/L)	12	11	9	9	9	9
Chromium-Dissolved (mg/L)	<0.05	<0.05	<0.05	<0.05	<0.05	<0.05
Chromium-Total (mg/L)	<0.05	<0.05	<0.05	<0.05	<0.05	<0.05
Conductivity @ 25 C (umhos/cm)	2390	2400	2420	2280	2460	2530
Copper-Dissolved (mg/L)	<0.01	<0.01	<0.01	<0.01	<0.01	<0.01
Copper-Total (mg/L)	<0.01	<0.01	<0.01	<0.01	<0.01	<0.01
Fluoride (mg/L)	0.2	0.3	0.3	0.5	0.6	0.3
Gross Alpha-Dissolved (pCi/L)	1750	1880	2110	1210	1390	1790
Gross Beta-Dissolved (pCi/L)	657	659	604	380	383	470
Gross Gamma-Dissolved (pCi/L)	790	840	680	4100	3500	170
Iron-Dissolved (mg/L)	1.56	1.58	2.49	1.69	1.56	1.6
Iron-Total (mg/L)	4.06	3.99	4.53	4.6	4.88	5.48
Lead 210-Dissolved (pCi/L)	-14	-9.6	-3.5	5.5	9.4	-1.7
Lead 210-Suspended (pCi/L)				2.6	9	7.4
Lead-Dissolved (mg/L)	<0.001	<0.001	<0.001	<0.001	<0.001	<0.001
Lead-Total (mg/L)	<0.001	<0.001	<0.001	<0.001	<0.001	0.001
Magnesium-Dissolved (mg/L)	125	126	129	137	135	141
Manganese-Dissolved (mg/L)	2.18	2.22	2.39	2.31	2.23	2.56
Manganese-Total (mg/L)	2.31	2.29	2.5	2.32	2.45	2.66
Mercury-Dissolved (mg/L)	<0.001	<0.001	<0.001	<0.001	<0.001	<0.001
Mercury-Total (mg/L)	<0.001	<0.001	<0.001	<0.0001	<0.0001	<0.0002
Molybdenum-Dissolved (mg/L)	<0.1	<0.1	<0.1	<0.1	<0.1	<0.1
Molybdenum-Total (mg/L)	<0.1	<0.1	<0.1	<0.1	<0.1	<0.1
Nickel-Dissolved (mg/L)	<0.05	<0.05	<0.05	<0.05	<0.05	<0.05
Nickel-Total (mg/L)	<0.05	<0.05	<0.05	<0.05	<0.05	<0.05
Nitrogen, Nitrate as N (mg/L)	<0.1	<0.1	0.09	<0.1	<0.1	<0.1
Nitrogen, Nitrite as N (mg/L)	<0.1	<0.1	<0.05	<0.1	<0.1	<0.1
Oxidation-Reduction Potential (mV)	280	190	110	200	220	94
pH	6.91	6.91	7.15	6.78	6.75	7.09
Polonium 210-Dissolved (pCi/L)	1	1.3	1.4	0.2		1.1
Polonium 210-Suspended (pCi/L)	1.2	0.8	-0.2	1.4	1.3	1.2
Potassium-Dissolved (mg/L)	14.6	14.4	15.6	15.5	15.4	15.9
Radium 226-Dissolved (pCi/L)	387	398	370	413	412	429
Radium 226-Suspended (pCi/L)	15.3	12.4	6.4	14	13.5	11.6
Radon 222-Total (pCi/L)	32200	29400	25800	25600	22400	40700
Selenium-Dissolved (mg/L)	0.001	<0.001	<0.001	<0.001	<0.001	<0.001
Selenium-IV-Dissolved (mg/L)	<0.001	<0.001	<0.001	<0.001	<0.001	<0.001
Selenium-Total (mg/L)	0.002	0.002	<0.001	<0.001	<0.001	<0.002
Selenium-VI-Dissolved (mg/L)	0.001	<0.001	<0.001	<0.001	<0.001	<0.001
Silica-Dissolved (mg/L)	9.5	9.5	4.8	5.2	5.1	5.5
Silver-Dissolved (mg/L)	<0.005	<0.005	<0.005	<0.005	<0.005	<0.005
Silver-Total (mg/L)	<0.005	<0.005	<0.005	<0.005	<0.005	<0.005
Sodium Adsorption Ratio (SAR) (meq/L)	1	0.98	1	0.98	0.98	0.98
Sodium-Dissolved (mg/L)	84.6	83.7	89	88	87	89
Solids-Total Dissolved Calculated (mg/L)	1970	2110	2140	1980	2060	2200
Solids-Total Dissolved TDS @ 180 C (mg/L)	2200	2200	2300	2200	2100	2100
Strontium-Total (mg/L)	4.9	4.8	5.2	4.8	5	5.2



POWERTECH (USA) INC.

Powertech (USA)  
Dewey-Burdock Project

Appendix 3.4-C - Groundwater Quality Data

Well #698						
Analyte	3/30/2008 14:04	3/30/2008 14:10	4/22/2008 11:30	5/28/2008 12:35	5/28/2008 12:45	6/24/2008 11:55
Sulfate (mg/L)	1300	1430	1450	1270	1360	1470
TDS Balance (0.80 - 1.20) (dec.%)	1.13	1.07	1.05	1.09	1.04	0.97
Thallium-Total (mg/L)	<0.001	<0.001	<0.001	<0.001	<0.001	<0.001
Thorium 230-Dissolved (pCi/L)		-0.1				
Thorium 230-Suspended (pCi/L)	0.4	0.3	0.2	0.7	0.5	0.7
Thorium 232-Dissolved (pCi/L)	<0.005	<0.005	<0.005	<0.005	<0.005	<0.005
Uranium-Dissolved (mg/L)	0.109	0.109	0.11	0.101	0.103	0.104
Uranium-Suspended (mg/L)	0.0024	0.0024	0.0006	0.0038	0.0032	0.0043
Uranium-Total (mg/L)	0.123	0.122	0.119	0.116	0.119	0.113
Vanadium-Dissolved (mg/L)	<0.1	<0.1	<0.1	<0.1	<0.1	<0.1
Zinc-Dissolved (mg/L)	0.01	<0.01	<0.01	<0.01	<0.01	0.01
Zinc-Total (mg/L)	<0.01	<0.01	<0.01	<0.01	<0.01	0.01



**POWERTECH (USA) INC.**

**Powertech (USA)  
Dewey-Burdock Project**

**Appendix 3.4-C - Groundwater Quality Data**

<b>Well #698</b>								
<b>Analyte</b>	<b>Mean</b>	<b>StDev</b>	<b>Q1</b>	<b>Median</b>	<b>Q3</b>	<b>Minimum</b>	<b>Maximum</b>	<b>n</b>
A/C Balance (± 5) (%)	3.321667	3.673518	0.29	3.23	6.0475	-1.6	9.13	6
Alkalinity-Total as CaCO <sub>3</sub> (mg/L)	118.6667	4.131182	114	119	122.5	114	124	6
Aluminum-Dissolved (mg/L)	0.05		0.05	0.05	0.05	0.05	0.05	6
Ammonia (mg/L)	0.15	0.054772	0.1	0.15	0.2	0.1	0.2	6
Anions (meq/L)	31.36667	1.733974	29.65	31.75	32.875	28.9	33.1	6
Antimony-Total (mg/L)	0.0015		0.0015	0.0015	0.0015	0.0015	0.0015	6
Arsenic-Dissolved (mg/L)	0.0005		0.0005	0.0005	0.0005	0.0005	0.0005	6
Arsenic-Total (mg/L)	0.002917	0.001563	0.001625	0.003	0.00425	0.0005	0.005	6
Barium-Dissolved (mg/L)	0.05		0.05	0.05	0.05	0.05	0.05	6
Barium-Total (mg/L)	0.05		0.05	0.05	0.05	0.05	0.05	6
Beryllium-Total (mg/L)	0.0005		0.0005	0.0005	0.0005	0.0005	0.0005	6
Bicarbonate as HCO <sub>3</sub> (mg/L)	144.6667	5.006662	139	145	149.5	139	151	6
Boron-Dissolved (mg/L)	0.083333	0.060553	0.05	0.05	0.125	0.05	0.2	6
Boron-Total (mg/L)	0.058333	0.020412	0.05	0.05	0.0625	0.05	0.1	6
Cadmium-Dissolved (mg/L)	0.0025		0.0025	0.0025	0.0025	0.0025	0.0025	6
Cadmium-Total (mg/L)	0.0025		0.0025	0.0025	0.0025	0.0025	0.0025	6
Calcium-Dissolved (mg/L)	365.6667	22.47369	339.5	370.5	384.75	338	393	6
Carbonate as CO <sub>3</sub> (mg/L)	2.5		2.5	2.5	2.5	2.5	2.5	6
Cation/Anion Balance (%)								
Cations (meq/L)	33.53333	1.760303	31.55	33.8	35.05	31.4	35.8	6
Chloride (mg/L)	9.833333	1.32916	9	9	11.25	9	12	6
Chromium-Dissolved (mg/L)	0.025		0.025	0.025	0.025	0.025	0.025	6
Chromium-Total (mg/L)	0.025		0.025	0.025	0.025	0.025	0.025	6
Conductivity @ 25 C (umhos/cm)	2413.333	82.86535	2362.5	2410	2477.5	2280	2530	6
Copper-Dissolved (mg/L)	0.005		0.005	0.005	0.005	0.005	0.005	6
Copper-Total (mg/L)	0.005		0.005	0.005	0.005	0.005	0.005	6
Fluoride (mg/L)	0.366667	0.150555	0.275	0.3	0.525	0.2	0.6	6
Gross Alpha-Dissolved (pCi/L)	1688.333	330.6005	1345	1770	1937.5	1210	2110	6
Gross Beta-Dissolved (pCi/L)	525.5	131.0218	382.25	537	657.5	380	659	6
Gross Gamma-Dissolved (pCi/L)	1680	1670.126	552.5	815	3650	170	4100	6
Iron-Dissolved (mg/L)	1.746667	0.367351	1.56	1.59	1.89	1.56	2.49	6
Iron-Total (mg/L)	4.59	0.551507	4.0425	4.565	5.03	3.99	5.48	6
Lead-Dissolved (mg/L)	0.0005		0.0005	0.0005	0.0005	0.0005	0.0005	6
Lead-Total (mg/L)	0.000583	0.000204	0.0005	0.0005	0.000625	0.0005	0.001	6
Lead 210-Dissolved (pCi/L)	-2.31667	8.828458	-10.7	-2.6	6.475	-14	9.4	6
Lead 210-Suspended (pCi/L)	3.166667	4.058407		1.3	7.8		9	6
Lead 210-Total (pCi/L)								
Magnesium-Dissolved (mg/L)	132.1667	6.462714	125.75	132	138	125	141	6
Manganese-Dissolved (mg/L)	2.315	0.141527	2.21	2.27	2.4325	2.18	2.56	6
Manganese-Total (mg/L)	2.421667	0.144141	2.305	2.385	2.54	2.29	2.66	6
Mercury-Dissolved (mg/L)	0.0005		0.0005	0.0005	0.0005	0.0005	0.0005	6
Mercury-Total (mg/L)	0.000314	0.000232	0.00005	0.0005	0.0005	0.00005	0.0005	7
Molybdenum-Dissolved (mg/L)	0.05		0.05	0.05	0.05	0.05	0.05	6
Molybdenum-Total (mg/L)	0.05		0.05	0.05	0.05	0.05	0.05	6
Nickel-Dissolved (mg/L)	0.025		0.025	0.025	0.025	0.025	0.025	6



**POWERTECH (USA) INC.**

**Powertech (USA)  
Dewey-Burdock Project**

**Appendix 3.4-C - Groundwater Quality Data**

<b>Well #698</b>								
<b>Analyte</b>	<b>Mean</b>	<b>StDev</b>	<b>Q1</b>	<b>Median</b>	<b>Q3</b>	<b>Minimum</b>	<b>Maximum</b>	<b>n</b>
Nickel-Total (mg/L)	0.025		0.025	0.025	0.025	0.025	0.025	6
Nitrogen, Nitrate as N (mg/L)	0.056667	0.01633	0.05	0.05	0.06	0.05	0.09	6
Nitrogen, Nitrite as N (mg/L)	0.045833	0.010206	0.04375	0.05	0.05	0.025	0.05	6
Oxidation-Reduction Potential (mV)	182.3333	69.80449	106	195	235	94	280	6
pH	6.931667	0.161049	6.7725	6.91	7.105	6.75	7.15	6
Polonium 210-Dissolved (pCi/L)	0.833333	0.588784	0.15	1.05	1.325		1.4	6
Polonium 210-Suspended (pCi/L)	0.95	0.599166	0.55	1.2	1.325	-0.2	1.4	6
Polonium 210-Total (pCi/L)								
Potassium-Dissolved (mg/L)	15.23333	0.595539	14.55	15.45	15.675	14.4	15.9	6
Radium 226-Dissolved (pCi/L)	401.5	21.04044	382.75	405	417	370	429	6
Radium 226-Suspended (pCi/L)	12.2	3.11705	10.3	12.95	14.325	6.4	15.3	6
Radium 226-Total (pCi/L)								
Radium 226 (pCi/L)								
Radon 222-Total (pCi/L)	29350	6510.223	24800	27600	34325	22400	40700	6
Selenium-Dissolved (mg/L)	0.000583	0.000204	0.0005	0.0005	0.000625	0.0005	0.001	6
Selenium-IV-Dissolved (mg/L)	0.0005		0.0005	0.0005	0.0005	0.0005	0.0005	6
Selenium-Total (mg/L)	0.001083	0.000736	0.0005	0.00075	0.002	0.0005	0.002	6
Selenium-VI-Dissolved (mg/L)	0.000583	0.000204	0.0005	0.0005	0.000625	0.0005	0.001	6
Silica-Dissolved (mg/L)	6.6	2.257432	5.025	5.35	9.5	4.8	9.5	6
Silver-Dissolved (mg/L)	0.0025		0.0025	0.0025	0.0025	0.0025	0.0025	6
Silver-Total (mg/L)	0.0025		0.0025	0.0025	0.0025	0.0025	0.0025	6
Sodium-Dissolved (mg/L)	86.88333	2.261342	84.375	87.5	89	83.7	89	6
Sodium Adsorption Ratio (SAR) (meq/L)	0.986667	0.010328	0.98	0.98	1	0.98	1	6
Solids-Total Dissolved Calculated (mg/L)	2076.667	90.92121	1977.5	2085	2155	1970	2200	6
Solids-Total Dissolved TDS @ 180 C (mg/L)	2183.333	75.27727	2100	2200	2225	2100	2300	6
Strontium-Total (mg/L)	4.983333	0.183485	4.8	4.95	5.2	4.8	5.2	6
Sulfate (mg/L)	1380	82.94577	1292.5	1395	1455	1270	1470	6
TDS Balance (0.80 - 1.20) (dec.%)	1.058333	0.053821	1.0225	1.06	1.1	0.97	1.13	6
Thallium-Total (mg/L)	0.0005		0.0005	0.0005	0.0005	0.0005	0.0005	6
Thorium 230-Dissolved (pCi/L)	-0.01667	0.040825	-0.025			-0.1		6
Thorium 230-Suspended (pCi/L)	0.466667	0.206559	0.275	0.45	0.7	0.2	0.7	6
Thorium 230-Total (pCi/L)								
Thorium 232-Dissolved (pCi/L)	0.0025		0.0025	0.0025	0.0025	0.0025	0.0025	6
Uranium-Dissolved (mg/L)	0.106	0.003795	0.1025	0.1065	0.10925	0.101	0.11	6
Uranium-Suspended (mg/L)	0.002783	0.001309	0.00195	0.0028	0.003925	0.0006	0.0043	6
Uranium-Total (mg/L)	0.118667	0.003724	0.11525	0.119	0.12225	0.113	0.123	6
Vanadium-Dissolved (mg/L)	0.05		0.05	0.05	0.05	0.05	0.05	6
Zinc-Dissolved (mg/L)	0.006667	0.002582	0.005	0.005	0.01	0.005	0.01	6
Zinc-Total (mg/L)	0.005833	0.002041	0.005	0.005	0.00625	0.005	0.01	6



POWERTECH (USA) INC.

**Powertech (USA)  
Dewey-Burdock Project**

**Appendix 3.4-C - Groundwater Quality Data**

<b>Well #3026</b>				
<b>Analyte</b>	<b>3/30/2008 18:45</b>	<b>4/22/2008 14:30</b>	<b>5/28/2008 15:15</b>	<b>6/24/2008 20:06</b>
A/C Balance (± 5) (%)	-2.96	3.12	5.9	1.44
Alkalinity-Total as CaCO <sub>3</sub> (mg/L)	130	126	166	172
Aluminum-Dissolved (mg/L)	<0.1	<0.1	<0.1	<0.1
Ammonia (mg/L)	1.2	0.8	0.7	0.6
Anions (meq/L)	34.2	34.6	34.5	41.2
Antimony-Total (mg/L)	<0.003	<0.003	<0.003	<0.003
Arsenic-Dissolved (mg/L)	0.004	0.012	0.002	<0.001
Arsenic-Total (mg/L)	0.023	0.022	0.028	0.025
Barium-Dissolved (mg/L)	<0.1	<0.1	<0.1	<0.1
Barium-Total (mg/L)	<0.1	<0.1	<0.1	<0.1
Beryllium-Total (mg/L)	<0.001	<0.001	<0.001	<0.001
Bicarbonate as HCO <sub>3</sub> (mg/L)	158	134	202	210
Boron-Dissolved (mg/L)	<0.1	<0.1	0.2	0.2
Boron-Total (mg/L)	<0.1	<0.1	0.1	0.2
Cadmium-Dissolved (mg/L)	<0.005	<0.005	<0.005	<0.005
Cadmium-Total (mg/L)	<0.005	<0.005	<0.005	<0.005
Calcium-Dissolved (mg/L)	284	331	407	461
Carbonate as CO <sub>3</sub> (mg/L)	<5	10	<5	<5
Cations (meq/L)	32.2	36.8	38.8	42.4
Chloride (mg/L)	37	16	15	15
Chromium-Dissolved (mg/L)	<0.05	<0.05	<0.05	<0.05
Chromium-Total (mg/L)	<0.05	<0.05	<0.05	<0.05
Conductivity @ 25 C (umhos/cm)	2770	2730	2610	2970
Copper-Dissolved (mg/L)	<0.01	<0.01	<0.01	<0.01
Copper-Total (mg/L)	<0.01	<0.01	<0.01	<0.01
Fluoride (mg/L)	0.6	0.4	0.4	0.4
Gross Alpha-Dissolved (pCi/L)	47.6	43.8	92.4	116
Gross Beta-Dissolved (pCi/L)	21.1	24.4	28.3	33.9
Gross Gamma-Dissolved (pCi/L)				
Iron-Dissolved (mg/L)	0.1	2.67	0.23	0.04
Iron-Total (mg/L)	1.75	5.38	11.1	21.8
Lead 210-Dissolved (pCi/L)	<1		-0.7	-5.3
Lead 210-Suspended (pCi/L)	-3	-8.2	4	6.9
Lead-Dissolved (mg/L)	<0.001	<0.001	<0.001	<0.001
Lead-Total (mg/L)	<0.001	<0.001	<0.001	<0.001
Magnesium-Dissolved (mg/L)	67.9	86.8	105	137
Manganese-Dissolved (mg/L)	0.42	0.36	0.82	1.42
Manganese-Total (mg/L)	0.13	0.46	0.87	1.46
Mercury-Dissolved (mg/L)	<0.001	<0.001	<0.001	<0.001
Mercury-Total (mg/L)	<0.001	<0.001	<0.0001	<0.0002
Molybdenum-Dissolved (mg/L)	0.2	0.1	<0.1	<0.1
Molybdenum-Total (mg/L)	0.3	0.1	<0.1	<0.1
Nickel-Dissolved (mg/L)	<0.05	<0.05	<0.05	<0.05
Nickel-Total (mg/L)	<0.05	<0.05	<0.05	<0.05
Nitrogen, Nitrate as N (mg/L)	0.1	0.09	<0.1	<0.1
Nitrogen, Nitrite as N (mg/L)	<0.1	<0.05	<0.1	<0.1
Oxidation-Reduction Potential (mV)	200	240	210	85
pH	7.63	8.49	6.95	6.82



POWERTECH (USA) INC.

**Powertech (USA)  
Dewey-Burdock Project**

**Appendix 3.4-C - Groundwater Quality Data**

<b>Well #3026</b>				
<b>Analyte</b>	<b>3/30/2008 18:45</b>	<b>4/22/2008 14:30</b>	<b>5/28/2008 15:15</b>	<b>6/24/2008 20:06</b>
Polonium 210-Dissolved (pCi/L)	0.4	0.2		0.2
Polonium 210-Suspended (pCi/L)	1.9		-0.1	0.2
Potassium-Dissolved (mg/L)	21.3	23.7	25.3	22.3
Radium 226-Dissolved (pCi/L)	3.6	2.8	9.6	4.7
Radium 226-Suspended (pCi/L)	3.3	0.1	1.2	-0.1
Radon 222-Total (pCi/L)	440	304	213	950
Selenium-Dissolved (mg/L)	0.006	<0.001	<0.001	<0.001
Selenium-IV-Dissolved (mg/L)	<0.001	<0.001	<0.001	<0.001
Selenium-Total (mg/L)	0.007	0.002	<0.001	0.005
Selenium-VI-Dissolved (mg/L)	0.006	<0.001	<0.001	<0.001
Silica-Dissolved (mg/L)	5.7	2.1	2.3	1.9
Silver-Dissolved (mg/L)	<0.005	<0.005	<0.005	<0.005
Silver-Total (mg/L)	<0.005	<0.005	<0.005	<0.005
Sodium Adsorption Ratio (SAR) (meq/L)	3.7	3.6	2.4	1.8
Sodium-Dissolved (mg/L)	271	284	209	171
Solids-Total Dissolved Calculated (mg/L)	2240	2340	2340	2710
Solids-Total Dissolved TDS @ 180 C (mg/L)	2300	2300	2400	2700
Strontium-Total (mg/L)	4.8	6.3	7	7.4
Sulfate (mg/L)	1470	1520	1480	1790
TDS Balance (0.80 - 1.20) (dec.%)	1.03	0.99	1.03	1.01
Thallium-Total (mg/L)	<0.001	<0.001	<0.001	<0.001
Thorium 230-Dissolved (pCi/L)		0.1	0.1	
Thorium 230-Suspended (pCi/L)	1	0.3	0.2	
Thorium 232-Dissolved (pCi/L)	<0.005	<0.005	<0.005	<0.005
Uranium-Dissolved (mg/L)	0.0151	0.015	0.0281	0.0183
Uranium-Suspended (mg/L)	0.004	0.001	0.0013	0.0015
Uranium-Total (mg/L)	0.0097	0.0196	0.0322	0.0216
Vanadium-Dissolved (mg/L)	<0.1	<0.1	<0.1	0.1
Zinc-Dissolved (mg/L)	<0.01	0.01	<0.01	<0.01
Zinc-Total (mg/L)	<0.01	0.01	0.01	0.01



**POWERTECH (USA) INC.**

**Powertech (USA)  
Dewey-Burdock Project**

**Appendix 3.4-C - Groundwater Quality Data**

<b>Well #3026</b>								
<b>Analyte</b>	<b>Mean</b>	<b>StDev</b>	<b>Q1</b>	<b>Median</b>	<b>Q3</b>	<b>Minimum</b>	<b>Maximum</b>	<b>n</b>
A/C Balance (± 5) (%)	1.875	3.711114	-1.86	2.28	5.205	-2.96	5.9	4
Alkalinity-Total as CaCO <sub>3</sub> (mg/L)	148.5	23.85372	127	148	170.5	126	172	4
Aluminum-Dissolved (mg/L)	0.05		0.05	0.05	0.05	0.05	0.05	4
Ammonia (mg/L)	0.825	0.262996	0.625	0.75	1.1	0.6	1.2	4
Anions (meq/L)	36.125	3.3876	34.275	34.55	39.55	34.2	41.2	4
Antimony-Total (mg/L)	0.0015		0.0015	0.0015	0.0015	0.0015	0.0015	4
Arsenic-Dissolved (mg/L)	0.004625	0.005121	0.000875	0.003	0.01	0.0005	0.012	4
Arsenic-Total (mg/L)	0.0245	0.002646	0.02225	0.024	0.02725	0.022	0.028	4
Barium-Dissolved (mg/L)	0.05		0.05	0.05	0.05	0.05	0.05	4
Barium-Total (mg/L)	0.05		0.05	0.05	0.05	0.05	0.05	4
Beryllium-Total (mg/L)	0.0005		0.0005	0.0005	0.0005	0.0005	0.0005	4
Bicarbonate as HCO <sub>3</sub> (mg/L)	176	36.14784	140	180	208	134	210	4
Boron-Dissolved (mg/L)	0.125	0.086603	0.05	0.125	0.2	0.05	0.2	4
Boron-Total (mg/L)	0.1	0.070711	0.05	0.075	0.175	0.05	0.2	4
Cadmium-Dissolved (mg/L)	0.0025		0.0025	0.0025	0.0025	0.0025	0.0025	4
Cadmium-Total (mg/L)	0.0025		0.0025	0.0025	0.0025	0.0025	0.0025	4
Calcium-Dissolved (mg/L)	370.75	78.66543	295.75	369	447.5	284	461	4
Carbonate as CO <sub>3</sub> (mg/L)	4.375	3.75	2.5	2.5	8.125	2.5	10	4
Cation/Anion Balance (%)								
Cations (meq/L)	37.55	4.253234	33.35	37.8	41.5	32.2	42.4	4
Chloride (mg/L)	20.75	10.84358	15	15.5	31.75	15	37	4
Chromium-Dissolved (mg/L)	0.025		0.025	0.025	0.025	0.025	0.025	4
Chromium-Total (mg/L)	0.025		0.025	0.025	0.025	0.025	0.025	4
Conductivity @ 25 C (umhos/cm)	2770	149.6663	2640	2750	2920	2610	2970	4
Copper-Dissolved (mg/L)	0.005		0.005	0.005	0.005	0.005	0.005	4
Copper-Total (mg/L)	0.005		0.005	0.005	0.005	0.005	0.005	4
Fluoride (mg/L)	0.45	0.1	0.4	0.4	0.55	0.4	0.6	4
Gross Alpha-Dissolved (pCi/L)	74.95	35.15655	44.75	70	110.1	43.8	116	4
Gross Beta-Dissolved (pCi/L)	26.925	5.502954	21.925	26.35	32.5	21.1	33.9	4
Gross Gamma-Dissolved (pCi/L)								4
Iron-Dissolved (mg/L)	0.76	1.2758	0.055	0.165	2.06	0.04	2.67	4
Iron-Total (mg/L)	10.0075	8.753222	2.6575	8.24	19.125	1.75	21.8	4
Lead-Dissolved (mg/L)	0.0005		0.0005	0.0005	0.0005	0.0005	0.0005	4
Lead-Total (mg/L)	0.0005		0.0005	0.0005	0.0005	0.0005	0.0005	4
Lead 210-Dissolved (pCi/L)	-1.375	2.662549	-4.15	-0.35	0.375	-5.3	0.5	4
Lead 210-Suspended (pCi/L)	-0.075	6.827091	-6.9	0.5	6.175	-8.2	6.9	4
Lead 210-Total (pCi/L)								
Magnesium-Dissolved (mg/L)	99.175	29.41614	72.625	95.9	129	67.9	137	4
Manganese-Dissolved (mg/L)	0.755	0.488092	0.375	0.62	1.27	0.36	1.42	4
Manganese-Total (mg/L)	0.73	0.57312	0.2125	0.665	1.3125	0.13	1.46	4
Mercury-Dissolved (mg/L)	0.0005		0.0005	0.0005	0.0005	0.0005	0.0005	4
Mercury-Total (mg/L)	0.00033	0.000233	0.000075	0.0005	0.0005	0.00005	0.0005	5
Molybdenum-Dissolved (mg/L)	0.1	0.070711	0.05	0.075	0.175	0.05	0.2	4
Molybdenum-Total (mg/L)	0.125	0.119024	0.05	0.075	0.25	0.05	0.3	4
Nickel-Dissolved (mg/L)	0.025		0.025	0.025	0.025	0.025	0.025	4
Nickel-Total (mg/L)	0.025		0.025	0.025	0.025	0.025	0.025	4
Nitrogen, Nitrate as N (mg/L)	0.0725	0.0263	0.05	0.07	0.0975	0.05	0.1	4
Nitrogen, Nitrite as N (mg/L)	0.04375	0.0125	0.03125	0.05	0.05	0.025	0.05	4
Oxidation-Reduction Potential (mV)	183.75	67.99203	113.75	205	232.5	85	240	4
pH	7.4725	0.765697	6.8525	7.29	8.275	6.82	8.49	4



POWERTECH (USA) INC.

**Powertech (USA)  
Dewey-Burdock Project**

**Appendix 3.4-C - Groundwater Quality Data**

<b>Well #3026</b>								
Analyte	Mean	StDev	Q1	Median	Q3	Minimum	Maximum	n
Polonium 210-Dissolved (pCi/L)	0.2	0.163299	0.05	0.2	0.35		0.4	4
Polonium 210-Suspended (pCi/L)	0.5	0.94163	-0.075	0.1	1.475	-0.1	1.9	4
Polonium 210-Total (pCi/L)								
Potassium-Dissolved (mg/L)	23.15	1.738774	21.55	23	24.9	21.3	25.3	4
Radium 226-Dissolved (pCi/L)	5.175	3.051093	3	4.15	8.375	2.8	9.6	4
Radium 226-Suspended (pCi/L)	1.125	1.558578	-0.05	0.65	2.775	-0.1	3.3	4
Radium 226-Total (pCi/L)								
Radium 226 (pCi/L)								
Radon 222-Total (pCi/L)	476.75	328.9999	235.75	372	822.5	213	950	4
Selenium-Dissolved (mg/L)	0.001875	0.00275	0.0005	0.0005	0.004625	0.0005	0.006	4
Selenium-IV-Dissolved (mg/L)	0.0005		0.0005	0.0005	0.0005	0.0005	0.0005	4
Selenium-Total (mg/L)	0.003625	0.002926	0.000875	0.0035	0.0065	0.0005	0.007	4
Selenium-VI-Dissolved (mg/L)	0.001875	0.00275	0.0005	0.0005	0.004625	0.0005	0.006	4
Silica-Dissolved (mg/L)	3	1.807392	1.95	2.2	4.85	1.9	5.7	4
Silver-Dissolved (mg/L)	0.0025		0.0025	0.0025	0.0025	0.0025	0.0025	4
Silver-Total (mg/L)	0.0025		0.0025	0.0025	0.0025	0.0025	0.0025	4
Sodium-Dissolved (mg/L)	233.75	53.1123	180.5	240	280.75	171	284	4
Sodium Adsorption Ratio (SAR) (meq/L)	2.875	0.928709	1.95	3	3.675	1.8	3.7	4
Solids-Total Dissolved Calculated (mg/L)	2407.5	207.103	2265	2340	2617.5	2240	2710	4
Solids-Total Dissolved TDS @ 180 C (mg/L)	2425	189.2969	2300	2350	2625	2300	2700	4
Strontium-Total (mg/L)	6.375	1.144188	5.175	6.65	7.3	4.8	7.4	4
Sulfate (mg/L)	1565	151.5476	1472.5	1500	1722.5	1470	1790	4
TDS Balance (0.80 - 1.20) (dec.%)	1.015	0.019149	0.995	1.02	1.03	0.99	1.03	4
Thallium-Total (mg/L)	0.0005		0.0005	0.0005	0.0005	0.0005	0.0005	4
Thorium 230-Dissolved (pCi/L)	0.05	0.057735		0.05	0.1		0.1	4
Thorium 230-Suspended (pCi/L)	0.375	0.434933	0.05	0.25	0.825		1	4
Thorium 230-Total (pCi/L)								
Thorium 232-Dissolved (pCi/L)	0.0025		0.0025	0.0025	0.0025	0.0025	0.0025	4
Uranium-Dissolved (mg/L)	0.019125	0.006177	0.015025	0.0167	0.02565	0.015	0.0281	4
Uranium-Suspended (mg/L)	0.00195	0.001382	0.001075	0.0014	0.003375	0.001	0.004	4
Uranium-Total (mg/L)	0.020775	0.009224	0.012175	0.0206	0.02955	0.0097	0.0322	4
Vanadium-Dissolved (mg/L)	0.0625	0.025	0.05	0.05	0.0875	0.05	0.1	4
Zinc-Dissolved (mg/L)	0.00625	0.0025	0.005	0.005	0.00875	0.005	0.01	4
Zinc-Total (mg/L)	0.00875	0.0025	0.00625	0.01	0.01	0.005	0.01	4





POWERTECH (USA) INC.

Powertech (USA)  
Dewey-Burdock Project

Appendix 3.4-C - Groundwater Quality Data

Well #4002					
Analyte	9/27/2007 14:35	9/27/2007 14:39	11/14/2007 11:45	2/12/2008 11:47	5/19/2008 13:00
A/C Balance (± 5) (%)	-4.1	0.215	-1.56	-2.61	2.11
Alkalinity-Total as CaCO <sub>3</sub> (mg/L)	140	138	140	138	144
Aluminum-Dissolved (mg/L)	<0.1	<0.1	<0.1	<0.1	<0.1
Ammonia (mg/L)	0.3	<0.1	<0.1	<0.1	<0.1
Anions (meq/L)	11.3	11	12.3	12.8	12.4
Antimony-Total (mg/L)				<0.003	<0.003
Arsenic-Dissolved (mg/L)	<0.001	<0.001	<0.001	<0.001	<0.001
Arsenic-Total (mg/L)				<0.001	0.002
Barium-Dissolved (mg/L)	<0.1	<0.1	<0.1	<0.1	<0.1
Barium-Total (mg/L)				<0.1	<0.1
Beryllium-Total (mg/L)				<0.001	<0.001
Bicarbonate as HCO <sub>3</sub> (mg/L)	171	168	171	168	176
Boron-Dissolved (mg/L)	<0.1	<0.1	<0.1	<0.1	<0.1
Boron-Total (mg/L)				<0.1	<0.1
Cadmium-Dissolved (mg/L)	<0.005	<0.005	<0.005	<0.005	<0.005
Cadmium-Total (mg/L)				<0.005	<0.001
Calcium-Dissolved (mg/L)	36.8	38.7	41.4	42.4	46.6
Carbonate as CO <sub>3</sub> (mg/L)	<5	<5	<5	<5	<5
Cations (meq/L)	10.4	11.1	12	12.1	13
Chloride (mg/L)	7	7	7	7	6
Chromium-Dissolved (mg/L)	<0.05	<0.05	<0.05	<0.05	<0.05
Chromium-Total (mg/L)				<0.05	<0.05
Conductivity @ 25 C (umhos/cm)	1190	1210	1130	1230	1340
Copper-Dissolved (mg/L)	<0.01	<0.01	<0.01	<0.01	<0.01
Copper-Total (mg/L)				<0.01	<0.01
Fluoride (mg/L)	0.3	0.3	0.4	0.4	0.4
Gross Alpha-Dissolved (pCi/L)	120	141	227	314	127
Gross Beta-Dissolved (pCi/L)	45.5	49.6	87.9	101	30.1
Gross Gamma-Dissolved (pCi/L)	120	<20	2200	650	210
Iron-Dissolved (mg/L)	<0.03	<0.03	<0.03	<0.03	<0.03
Iron-Total (mg/L)				2.23	2.29
Lead 210-Dissolved (pCi/L)	2	<1	6.2	<1	-2.6
Lead 210-Suspended (pCi/L)	9.7	<1	<1	<1	1.4
Lead-Dissolved (mg/L)	12	<1			
Lead-Total (mg/L)	<0.001	<0.001	<0.001	<0.001	<0.001
Magnesium-Dissolved (mg/L)				<0.001	<0.001
Manganese-Dissolved (mg/L)	11.9	12.4	13.9	14.2	15.8
Manganese-Total (mg/L)	0.08	0.07	0.08	0.08	0.08
Mercury-Dissolved (mg/L)				0.08	0.08
Mercury-Total (mg/L)	<0.001	<0.001	<0.001	<0.001	<0.001
Molybdenum-Dissolved (mg/L)	<0.0002	<0.0002	<0.001	<0.001	<0.0001
Molybdenum-Total (mg/L)	<0.1	<0.1	<0.1	<0.1	<0.1
Nickel-Dissolved (mg/L)				<0.01	<0.01
Nickel-Total (mg/L)	<0.05	<0.05	<0.05	<0.05	<0.05
Nitrogen, Nitrate as N (mg/L)				<0.05	<0.05
Nitrogen, Nitrite as N (mg/L)	<0.1	<0.1	<0.1	<0.1	0.1
Oxidation-Reduction Potential (mV)	<0.1	<0.1	<0.1	<0.1	<0.1
pH			140	190	250
Polonium 210-Dissolved (pCi/L)	7.81	7.85	7.65	7.83	8.02
Polonium 210-Suspended (pCi/L)	<1	<1	<1	2.1	
Potassium-Dissolved (mg/L)	<1	<1	<1	<1	0.1
Radium 226-Dissolved (pCi/L)	<1	<1			
Radium 226-Suspended (pCi/L)	7.2	7.3	7.3	7.4	7.1
Radon 222-Total (pCi/L)	63.6	60	54.2	57	52.3
Selenium-Dissolved (mg/L)	<0.2	19.4		37	8.4
Selenium-IV-Dissolved (mg/L)	62.7	79.4			
Selenium-Total (mg/L)			8010	9890	8780

**Powertech (USA)  
Dewey-Burdock Project**

**Appendix 3.4-C - Groundwater Quality Data**

<b>Well #4002</b>					
<b>Analyte</b>	<b>9/27/2007 14:35</b>	<b>9/27/2007 14:39</b>	<b>11/14/2007 11:45</b>	<b>2/12/2008 11:47</b>	<b>5/19/2008 13:00</b>
Selenium-VI-Dissolved (mg/L)	<0.001	<0.001	<0.001	<0.001	<0.005
Silica-Dissolved (mg/L)			<0.001	<0.001	<0.001
Silver-Dissolved (mg/L)				<0.001	<0.001
Silver-Total (mg/L)			<0.001	<0.001	<0.001
Sodium Adsorption Ratio (SAR) (meq/L)	6.6	6.9	7.6	7.3	3.8
Sodium-Dissolved (mg/L)	<0.005	<0.005	<0.005	<0.005	<0.005
Solids-Total Dissolved Calculated (mg/L)				<0.005	<0.005
Solids-Total Dissolved TDS @ 180 C (mg/L)			6.7	6.7	6.8
Strontium-Total (mg/L)	170	182	197	198	211
Sulfate (mg/L)	716	717	799	842	834
TDS Balance (0.80 - 1.20) (dec.%)	820	800	850	830	790
Thallium-Total (mg/L)				0.8	0.9
Thorium 230-Dissolved (pCi/L)	454	453	448	470	450
Thorium 230-Suspended (pCi/L)	1.15	1.12	1.06	0.98	0.94
Thorium 232-Dissolved (pCi/L)				<0.001	<0.001
Uranium-Dissolved (mg/L)	0.5	0.6	<0.2	0.2	
Uranium-Suspended (mg/L)	<0.2	<0.2	<0.2	<0.2	0.1
Uranium-Total (mg/L)	<0.2	<0.2			
Vanadium-Dissolved (mg/L)	<0.005	<0.005	<0.005	<0.005	<0.005
Zinc-Dissolved (mg/L)	0.0026	0.0026	0.0026	0.0026	0.0023
Zinc-Total (mg/L)	<0.0003	<0.0003	<0.0003	<0.0003	<0.0003



**POWERTECH (USA) INC.**

**Powertech (USA)  
Dewey-Burdock Project**

**Appendix 3.4-C - Groundwater Quality Data**

<b>Well #4002</b>								
<b>Analyte</b>	<b>Mean</b>	<b>StDev</b>	<b>Q1</b>	<b>Median</b>	<b>Q3</b>	<b>Minimum</b>	<b>Maximum</b>	<b>n</b>
A/C Balance (± 5) (%)	-1.189	2.423088	-3.355	-1.56	1.1625	-4.1	2.11	5
Alkalinity-Total as CaCO3 (mg/L)	140	2.44949	138	140	142	138	144	5
Aluminum-Dissolved (mg/L)	0.05		0.05	0.05	0.05	0.05	0.05	5
Ammonia (mg/L)	0.1	0.111803	0.05	0.05	0.175	0.05	0.3	5
Anions (meq/L)	11.96	0.770065	11.15	12.3	12.6	11	12.8	5
Antimony-Total (mg/L)	0.0015			0.0015		0.0015	0.0015	2
Arsenic-Dissolved (mg/L)	0.0005		0.0005	0.0005	0.0005	0.0005	0.0005	5
Arsenic-Total (mg/L)	0.00125	0.001061		0.00125		0.0005	0.002	2
Barium-Dissolved (mg/L)	0.05		0.05	0.05	0.05	0.05	0.05	5
Barium-Total (mg/L)	0.05			0.05		0.05	0.05	2
Beryllium-Total (mg/L)	0.0005			0.0005		0.0005	0.0005	2
Bicarbonate as HCO3 (mg/L)	170.8	3.271085	168	171	173.5	168	176	5
Boron-Dissolved (mg/L)	0.05		0.05	0.05	0.05	0.05	0.05	5
Boron-Total (mg/L)	0.05			0.05		0.05	0.05	2
Cadmium-Dissolved (mg/L)	0.0025		0.0025	0.0025	0.0025	0.0025	0.0025	5
Cadmium-Total (mg/L)	0.0015	0.001414		0.0015		0.0005	0.0025	2
Calcium-Dissolved (mg/L)	41.18	3.749933	37.75	41.4	44.5	36.8	46.6	5
Carbonate as CO3 (mg/L)	2.5		2.5	2.5	2.5	2.5	2.5	5
Cation/Anion Balance (%)								
Cations (meq/L)	11.72	0.998499	10.75	12	12.55	10.4	13	5
Chloride (mg/L)	6.8	0.447214	6.5	7	7	6	7	5
Chromium-Dissolved (mg/L)	0.025		0.025	0.025	0.025	0.025	0.025	5
Chromium-Total (mg/L)	0.025			0.025		0.025	0.025	2
Conductivity @ 25 C (umhos/cm)	1220	76.81146	1160	1210	1285	1130	1340	5
Copper-Dissolved (mg/L)	0.005		0.005	0.005	0.005	0.005	0.005	5
Copper-Total (mg/L)	0.005			0.005		0.005	0.005	2
Fluoride (mg/L)	0.36	0.054772	0.3	0.4	0.4	0.3	0.4	5
Gross Alpha-Dissolved (pCi/L)	185.8	83.55657	123.5	141	270.5	120	314	5
Gross Beta-Dissolved (pCi/L)	62.82	30.13332	37.8	49.6	94.45	30.1	101	5
Gross Gamma-Dissolved (pCi/L)	638	906.3498	65	210	1425	10	2200	5
Iron-Dissolved (mg/L)	0.015		0.015	0.015	0.015	0.015	0.015	5
Iron-Total (mg/L)	2.26	0.042426		2.26		2.23	2.29	2
Lead-Dissolved (mg/L)	0.0005		0.0005	0.0005	0.0005	0.0005	0.0005	5
Lead-Total (mg/L)	0.0005			0.0005		0.0005	0.0005	2
Lead 210-Dissolved (pCi/L)	1.32	3.201094	-1.05	0.5	4.1	-2.6	6.2	5
Lead 210-Suspended (pCi/L)	2.52	4.032617	0.5	0.5	5.55	0.5	9.7	5
Lead 210-Total (pCi/L)	6.25	8.131728		6.25		0.5	12	2
Magnesium-Dissolved (mg/L)	13.64	1.550161	12.15	13.9	15	11.9	15.8	5
Manganese-Dissolved (mg/L)	0.078	0.004472	0.075	0.08	0.08	0.07	0.08	5
Manganese-Total (mg/L)	0.08			0.08		0.08	0.08	2
Mercury-Dissolved (mg/L)	0.0005		0.0005	0.0005	0.0005	0.0005	0.0005	5
Mercury-Total (mg/L)	0.00025	0.000229	0.000075	0.0001	0.0005	0.00005	0.0005	5
Molybdenum-Dissolved (mg/L)	0.05		0.05	0.05	0.05	0.05	0.05	5
Molybdenum-Total (mg/L)	0.005			0.005		0.005	0.005	2
Nickel-Dissolved (mg/L)	0.025		0.025	0.025	0.025	0.025	0.025	5
Nickel-Total (mg/L)	0.025			0.025		0.025	0.025	2



**POWERTECH (USA) INC.**

**Powertech (USA)  
Dewey-Burdock Project**

**Appendix 3.4-C - Groundwater Quality Data**

<b>Well #4002</b>								
<b>Analyte</b>	<b>Mean</b>	<b>StDev</b>	<b>Q1</b>	<b>Median</b>	<b>Q3</b>	<b>Minimum</b>	<b>Maximum</b>	<b>n</b>
Nitrogen, Nitrate as N (mg/L)	0.06	0.022361	0.05	0.05	0.075	0.05	0.1	5
Nitrogen, Nitrite as N (mg/L)	0.05		0.05	0.05	0.05	0.05	0.05	5
Oxidation-Reduction Potential (mV)	193.3333	55.07571	140	190	250	140	250	3
pH	7.832	0.131605	7.73	7.83	7.935	7.65	8.02	5
Polonium 210-Dissolved (pCi/L)	0.72	0.801249	0.25	0.5	1.3		2.1	5
Polonium 210-Suspended (pCi/L)	0.42	0.178885	0.3	0.5	0.5	0.1	0.5	5
Polonium 210-Total (pCi/L)	0.5			0.5		0.5	0.5	2
Potassium-Dissolved (mg/L)	7.26	0.114018	7.15	7.3	7.35	7.1	7.4	5
Radium 226-Dissolved (pCi/L)	57.42	4.516857	53.25	57	61.8	52.3	63.6	5
Radium 226-Suspended (pCi/L)	16.225	15.94707	2.175	13.9	32.6	0.1	37	4
Radium 226-Total (pCi/L)	71.05	11.80868		71.05		62.7	79.4	2
Radium 226 (pCi/L)								
Radon 222-Total (pCi/L)	8893.333	945.1102	8010	8780	9890	8010	9890	3
Selenium-Dissolved (mg/L)	0.0009	0.000894	0.0005	0.0005	0.0015	0.0005	0.0025	5
Selenium-IV-Dissolved (mg/L)	0.0005		0.0005	0.0005	0.0005	0.0005	0.0005	3
Selenium-Total (mg/L)	0.0005			0.0005		0.0005	0.0005	2
Selenium-VI-Dissolved (mg/L)	0.0005		0.0005	0.0005	0.0005	0.0005	0.0005	3
Silica-Dissolved (mg/L)	6.44	1.524139	5.2	6.9	7.45	3.8	7.6	5
Silver-Dissolved (mg/L)	0.0025		0.0025	0.0025	0.0025	0.0025	0.0025	5
Silver-Total (mg/L)	0.0025			0.0025		0.0025	0.0025	2
Sodium-Dissolved (mg/L)	191.6	15.85244	176	197	204.5	170	211	5
Sodium Adsorption Ratio (SAR) (meq/L)	6.733333	0.057735	6.7	6.7	6.8	6.7	6.8	3
Solids-Total Dissolved Calculated (mg/L)	781.6	61.58977	716.5	799	838	716	842	5
Solids-Total Dissolved TDS @ 180 C (mg/L)	818	23.87467	795	820	840	790	850	5
Strontium-Total (mg/L)	0.85	0.070711		0.85		0.8	0.9	2
Sulfate (mg/L)	455	8.717798	449	453	462	448	470	5
TDS Balance (0.80 - 1.20) (dec.%)	1.05	0.089443	0.96	1.06	1.135	0.94	1.15	5
Thallium-Total (mg/L)	0.0005			0.0005		0.0005	0.0005	2
Thorium 230-Dissolved (pCi/L)	0.28	0.258844	0.05	0.2	0.55		0.6	5
Thorium 230-Suspended (pCi/L)	0.1		0.1	0.1	0.1	0.1	0.1	5
Thorium 230-Total (pCi/L)	0.1			0.1		0.1	0.1	2
Thorium 232-Dissolved (pCi/L)	0.0025		0.0025	0.0025	0.0025	0.0025	0.0025	5
Uranium-Dissolved (mg/L)	0.00254	0.000134	0.00245	0.0026	0.0026	0.0023	0.0026	5
Uranium-Suspended (mg/L)	0.00015		0.00015	0.00015	0.00015	0.00015	0.00015	5
Uranium-Total (mg/L)	0.0025			0.0025		0.0025	0.0025	2
Vanadium-Dissolved (mg/L)	0.05		0.05	0.05	0.05	0.05	0.05	5
Zinc-Dissolved (mg/L)	0.005		0.005	0.005	0.005	0.005	0.005	5
Zinc-Total (mg/L)	0.005			0.005		0.005	0.005	2



POWERTECH (USA) INC.

Powertech (USA)  
Dewey-Burdock Project

Appendix 3.4-C - Groundwater Quality Data

Well #7002				
Analyte	9/28/2007 17:48	11/12/2007 8:10	2/20/2008 8:30	5/29/2008 10:44
A/C Balance (± 5) (%)	-4.65	2.47	-5.62	7.56
Alkalinity-Total as CaCO <sub>3</sub> (mg/L)	280	250	260	254
Aluminum-Dissolved (mg/L)	<0.1	<0.1	<0.1	<0.1
Ammonia (mg/L)	0.3	0.3	0.2	0.2
Anions (meq/L)	26.3	26.9	28	26.5
Antimony-Total (mg/L)			<0.003	<0.003
Arsenic-Dissolved (mg/L)	0.001	0.001	0.001	<0.001
Arsenic-Total (mg/L)			0.001	0.004
Barium-Dissolved (mg/L)	<0.1	<0.1	<0.1	<0.1
Barium-Total (mg/L)			<0.1	<0.1
Beryllium-Total (mg/L)			<0.001	<0.001
Bicarbonate as HCO <sub>3</sub> (mg/L)	341	305	317	310
Boron-Dissolved (mg/L)	<0.1	<0.1	<0.1	<0.1
Boron-Total (mg/L)			<0.1	<0.1
Cadmium-Dissolved (mg/L)	<0.005	<0.005	<0.005	<0.005
Cadmium-Total (mg/L)			<0.005	<0.005
Calcium-Dissolved (mg/L)	206	237	213	264
Carbonate as CO <sub>3</sub> (mg/L)	<5	<5	<5	<5
Cations (meq/L)	23.9	28.2	25	30.9
Chloride (mg/L)	10	11	9	9
Chromium-Dissolved (mg/L)	<0.05	<0.05	<0.05	<0.05
Chromium-Total (mg/L)			<0.05	<0.05
Conductivity @ 25 C (umhos/cm)	2200	2210	2420	2480
Copper-Dissolved (mg/L)	<0.01	<0.01	<0.01	<0.01
Copper-Total (mg/L)			<0.01	<0.01
Fluoride (mg/L)	0.2	0.2	0.5	0.3
Gross Alpha-Dissolved (pCi/L)	45.6	39.8	91.4	29.5
Gross Beta-Dissolved (pCi/L)	29.7	34.1	41.4	28.4
Gross Gamma-Dissolved (pCi/L)	1200	1600	370	
Iron-Dissolved (mg/L)	<0.03	0.25	0.28	0.06
Iron-Total (mg/L)			1.25	1.32
Lead 210-Dissolved (pCi/L)	<1	<1	13	-0.6
Lead 210-Suspended (pCi/L)	<1	<1	7.9	-1.1
Lead-Dissolved (mg/L)	<0.001	<0.001	<0.001	<0.001
Lead-Total (mg/L)			<0.001	<0.001
Magnesium-Dissolved (mg/L)	77.7	90.4	81.7	103
Manganese-Dissolved (mg/L)	0.39	0.37	0.38	0.41
Manganese-Total (mg/L)			0.37	0.4
Mercury-Dissolved (mg/L)	<0.001	<0.001	<0.001	<0.001
Mercury-Total (mg/L)	<0.0002	<0.001	<0.001	<0.0001
Molybdenum-Dissolved (mg/L)	<0.1	<0.1	<0.1	<0.1
Molybdenum-Total (mg/L)			<0.01	<0.1
Nickel-Dissolved (mg/L)	<0.05	<0.05	<0.05	<0.05
Nickel-Total (mg/L)			<0.05	<0.05
Nitrogen, Nitrate as N (mg/L)	<0.1	<0.1	<0.1	<0.1
Nitrogen, Nitrite as N (mg/L)	<0.1	<0.1	<0.1	<0.1



**POWERTECH (USA) INC.**

**Powertech (USA)  
Dewey-Burdock Project**

**Appendix 3.4-C - Groundwater Quality Data**

<b>Well #7002</b>				
<b>Analyte</b>	<b>9/28/2007 17:48</b>	<b>11/12/2007 8:10</b>	<b>2/20/2008 8:30</b>	<b>5/29/2008 10:44</b>
Oxidation-Reduction Potential (mV)		190	170	230
pH	7.29	7.22	7.56	7.36
Polonium 210-Dissolved (pCi/L)	1.3	4.1	<1	0.1
Polonium 210-Suspended (pCi/L)	<1	<1	<1	0.2
Potassium-Dissolved (mg/L)	19.9	22.2	21	21.7
Radium 226-Dissolved (pCi/L)	8.5	8.1	8.8	8
Radium 226-Suspended (pCi/L)	<0.2	<0.2	<0.9	
Radon 222-Total (pCi/L)		938	752	1270
Selenium-Dissolved (mg/L)	0.001	<0.001	0.001	<0.001
Selenium-IV-Dissolved (mg/L)		<0.001	<0.001	<0.001
Selenium-Total (mg/L)			<0.001	<0.001
Selenium-VI-Dissolved (mg/L)		<0.001	<0.001	<0.001
Silica-Dissolved (mg/L)	7.3	8.2	7.8	3.4
Silver-Dissolved (mg/L)	<0.005	<0.005	<0.005	<0.005
Silver-Total (mg/L)			<0.005	<0.005
Sodium Adsorption Ratio (SAR) (meq/L)		2.7	2.4	2.6
Sodium-Dissolved (mg/L)	152	192	162	197
Solids-Total Dissolved Calculated (mg/L)	1620	1750	1750	1780
Solids-Total Dissolved TDS @ 180 C (mg/L)	1900	1900	1900	1800
Strontium-Total (mg/L)			6.6	7.7
Sulfate (mg/L)	1160	1040	1080	1020
TDS Balance (0.80 - 1.20) (dec.%)	1.19	1.09	1.07	1.03
Thallium-Total (mg/L)			<0.001	<0.001
Thorium 230-Dissolved (pCi/L)	<0.2	<0.2	<0.2	0.1
Thorium 230-Suspended (pCi/L)	<0.2	<0.2	<0.2	
Thorium 232-Dissolved (pCi/L)	<0.005	<0.005	<0.005	<0.005
Uranium-Dissolved (mg/L)	0.0007	0.0006	0.0006	0.0005
Uranium-Suspended (mg/L)	<0.0003	<0.0003	<0.0003	<0.0003
Uranium-Total (mg/L)			0.0005	0.0006
Vanadium-Dissolved (mg/L)	<0.05	<0.05	<0.05	<0.05
Zinc-Dissolved (mg/L)	<0.005	<0.005	<0.005	<0.005
Zinc-Total (mg/L)			<0.005	<0.005



**POWERTECH (USA) INC.**

**Powertech (USA)  
Dewey-Burdock Project**

**Appendix 3.4-C - Groundwater Quality Data**

<b>Well #7002</b>								
<b>Analyte</b>	<b>Mean</b>	<b>StDev</b>	<b>Q1</b>	<b>Median</b>	<b>Q3</b>	<b>Minimum</b>	<b>Maximum</b>	<b>n</b>
A/C Balance (± 5) (%)	-0.06	6.230222	-5.3775	-1.09	6.2875	-5.62	7.56	4
Alkalinity-Total as CaCO <sub>3</sub> (mg/L)	261	13.31666	251	257	275	250	280	4
Aluminum-Dissolved (mg/L)	0.05		0.05	0.05	0.05	0.05	0.05	4
Ammonia (mg/L)	0.25	0.057735	0.2	0.25	0.3	0.2	0.3	4
Anions (meq/L)	26.925	0.758837	26.35	26.7	27.725	26.3	28	4
Antimony-Total (mg/L)	0.0015			0.0015		0.0015	0.0015	2
Arsenic-Dissolved (mg/L)	0.000875	0.00025	0.000625	0.001	0.001	0.0005	0.001	4
Arsenic-Total (mg/L)	0.0025	0.002121		0.0025		0.001	0.004	2
Barium-Dissolved (mg/L)	0.05		0.05	0.05	0.05	0.05	0.05	4
Barium-Total (mg/L)	0.05			0.05		0.05	0.05	2
Beryllium-Total (mg/L)	0.0005			0.0005		0.0005	0.0005	2
Bicarbonate as HCO <sub>3</sub> (mg/L)	318.25	15.94522	306.25	313.5	335	305	341	4
Boron-Dissolved (mg/L)	0.05		0.05	0.05	0.05	0.05	0.05	4
Boron-Total (mg/L)	0.05			0.05		0.05	0.05	2
Cadmium-Dissolved (mg/L)	0.0025		0.0025	0.0025	0.0025	0.0025	0.0025	4
Cadmium-Total (mg/L)	0.0025			0.0025		0.0025	0.0025	2
Calcium-Dissolved (mg/L)	230	26.26785	207.75	225	257.25	206	264	4
Carbonate as CO <sub>3</sub> (mg/L)	2.5		2.5	2.5	2.5	2.5	2.5	4
Cation/Anion Balance (%)								
Cations (meq/L)	27	3.175951	24.175	26.6	30.225	23.9	30.9	4
Chloride (mg/L)	9.75	0.957427	9	9.5	10.75	9	11	4
Chromium-Dissolved (mg/L)	0.025		0.025	0.025	0.025	0.025	0.025	4
Chromium-Total (mg/L)	0.025			0.025		0.025	0.025	2
Conductivity @ 25 C (umhos/cm)	2327.5	143.6141	2202.5	2315	2465	2200	2480	4
Copper-Dissolved (mg/L)	0.005		0.005	0.005	0.005	0.005	0.005	4
Copper-Total (mg/L)	0.005			0.005		0.005	0.005	2
Fluoride (mg/L)	0.3	0.141421	0.2	0.25	0.45	0.2	0.5	4
Gross Alpha-Dissolved (pCi/L)	51.575	27.37205	32.075	42.7	79.95	29.5	91.4	4
Gross Beta-Dissolved (pCi/L)	33.4	5.864583	28.725	31.9	39.575	28.4	41.4	4
Gross Gamma-Dissolved (pCi/L)	792.5	735.9065	92.5	785	1500		1600	4
Iron-Dissolved (mg/L)	0.15125	0.13319	0.02625	0.155	0.2725	0.015	0.28	4
Iron-Total (mg/L)	1.285	0.049497		1.285		1.25	1.32	2
Lead-Dissolved (mg/L)	0.0005		0.0005	0.0005	0.0005	0.0005	0.0005	4
Lead-Total (mg/L)	0.0005			0.0005		0.0005	0.0005	2
Lead 210-Dissolved (pCi/L)	3.35	6.454198	-0.325	0.5	9.875	-0.6	13	4
Lead 210-Suspended (pCi/L)	1.95	4.037739	-0.7	0.5	6.05	-1.1	7.9	4
Lead 210-Total (pCi/L)	0.5			0.5		0.5	0.5	1
Magnesium-Dissolved (mg/L)	88.2	11.20089	78.7	86.05	99.85	77.7	103	4
Manganese-Dissolved (mg/L)	0.3875	0.017078	0.3725	0.385	0.405	0.37	0.41	4
Manganese-Total (mg/L)	0.385	0.021213		0.385		0.37	0.4	2
Mercury-Dissolved (mg/L)	0.0005		0.0005	0.0005	0.0005	0.0005	0.0005	4
Mercury-Total (mg/L)	0.00024	0.000238	0.00005	0.0001	0.0005	0.00005	0.0005	5
Molybdenum-Dissolved (mg/L)	0.05		0.05	0.05	0.05	0.05	0.05	4
Molybdenum-Total (mg/L)	0.0275	0.03182		0.0275		0.005	0.05	2
Nickel-Dissolved (mg/L)	0.025		0.025	0.025	0.025	0.025	0.025	4




**POWERTECH (USA) INC.**

**Powertech (USA)  
Dewey-Burdock Project**

**Appendix 3.4-C - Groundwater Quality Data**

<b>Well #7002</b>								
<b>Analyte</b>	<b>Mean</b>	<b>StDev</b>	<b>Q1</b>	<b>Median</b>	<b>Q3</b>	<b>Minimum</b>	<b>Maximum</b>	<b>n</b>
Nickel-Total (mg/L)	0.025			0.025		0.025	0.025	2
Nitrogen, Nitrate as N (mg/L)	0.05		0.05	0.05	0.05	0.05	0.05	4
Nitrogen, Nitrite as N (mg/L)	0.05		0.05	0.05	0.05	0.05	0.05	4
Oxidation-Reduction Potential (mV)	196.6667	30.5505	170	190	230	170	230	3
pH	7.3575	0.1466	7.2375	7.325	7.51	7.22	7.56	4
Polonium 210-Dissolved (pCi/L)	1.5	1.8037	0.2	0.9	3.4	0.1	4.1	4
Polonium 210-Suspended (pCi/L)	0.425	0.15	0.275	0.5	0.5	0.2	0.5	4
Polonium 210-Total (pCi/L)	0.5			0.5		0.5	0.5	1
Potassium-Dissolved (mg/L)	21.2	0.996661	20.175	21.35	22.075	19.9	22.2	4
Radium 226-Dissolved (pCi/L)	8.35	0.369685	8.025	8.3	8.725	8	8.8	4
Radium 226-Suspended (pCi/L)	0.1625	0.197379	0.025	0.1	0.3625		0.45	4
Radium 226-Total (pCi/L)	6.3			6.3		6.3	6.3	1
Radium 226 (pCi/L)								
Radon 222-Total (pCi/L)	986.6667	262.4068	752	938	1270	752	1270	3
Selenium-Dissolved (mg/L)	0.00075	0.000289	0.0005	0.00075	0.001	0.0005	0.001	4
Selenium-IV-Dissolved (mg/L)	0.0005		0.0005	0.0005	0.0005	0.0005	0.0005	3
Selenium-Total (mg/L)	0.0005			0.0005		0.0005	0.0005	2
Selenium-VI-Dissolved (mg/L)	0.0005		0.0005	0.0005	0.0005	0.0005	0.0005	3
Silica-Dissolved (mg/L)	6.675	2.214159	4.375	7.55	8.1	3.4	8.2	4
Silver-Dissolved (mg/L)	0.0025		0.0025	0.0025	0.0025	0.0025	0.0025	4
Silver-Total (mg/L)	0.0025			0.0025		0.0025	0.0025	2
Sodium-Dissolved (mg/L)	175.75	22.12653	154.5	177	195.75	152	197	4
Sodium Adsorption Ratio (SAR) (meq/L)	2.566667	0.152753	2.4	2.6	2.7	2.4	2.7	3
Solids-Total Dissolved Calculated (mg/L)	1725	71.41428	1652.5	1750	1772.5	1620	1780	4
Solids-Total Dissolved TDS @ 180 C (mg/L)	1875	50	1825	1900	1900	1800	1900	4
Strontium-Total (mg/L)	7.15	0.777817		7.15		6.6	7.7	2
Sulfate (mg/L)	1075	61.91392	1025	1060	1140	1020	1160	4
TDS Balance (0.80 - 1.20) (dec.%)	1.095	0.068069	1.04	1.08	1.165	1.03	1.19	4
Thallium-Total (mg/L)	0.0005			0.0005		0.0005	0.0005	2
Thorium 230-Dissolved (pCi/L)	0.1		0.1	0.1	0.1	0.1	0.1	4
Thorium 230-Suspended (pCi/L)	0.075	0.05	0.025	0.1	0.1		0.1	4
Thorium 230-Total (pCi/L)	0.1			0.1		0.1	0.1	1
Thorium 232-Dissolved (pCi/L)	0.0025		0.0025	0.0025	0.0025	0.0025	0.0025	4
Uranium-Dissolved (mg/L)	0.0006	0.0000816	0.000525	0.0006	0.000675	0.0005	0.0007	4
Uranium-Suspended (mg/L)	0.00015		0.00015	0.00015	0.00015	0.00015	0.00015	4
Uranium-Total (mg/L)	0.00055	0.0000707		0.00055		0.0005	0.0006	2
Vanadium-Dissolved (mg/L)	0.05		0.05	0.05	0.05	0.05	0.05	4
Zinc-Dissolved (mg/L)	0.005		0.005	0.005	0.005	0.005	0.005	4
Zinc-Total (mg/L)	0.005			0.005		0.005	0.005	2





**POWERTECH (USA) INC.**

## **APPENDIX 3.4-D**

### **STATISTICS FOR GROUNDWATER CONSTITUENTS AT OR ABOVE PQL**



**POWERTECH (USA) INC.**

**Appendix 2.7-H**  
**Statistics for Groundwater Constituents at or above PQL by Constituent**

Constituent, Unit	PQL	n Analyzed	n Detected	% exceeding detection	Mean	StDev	Q1	Median	Q3
<b>Major Cations and Anions</b>									
<b>Anions (meq/L)</b>		140	140	100%	28.3	27.5	13.3	15.3	32.8
Bicarbonate as $\text{HCO}_3^-$ (mg/L)	5	140	140	100%	233	119	171	206	248
Carbonate as $\text{CO}_3$ (mg/L)	5	140	4	2.9%	21.8	21.3	7.75	13.5	44.0
Sulfate (mg/L)	36	140	140	100%	1110	1000	467	574	1420
Chloride (mg/L)	1	140	140	100%	62.8	266	9.00	12.0	15.0
Fluoride (mg/L)	0.1	140	134	95.7%	0.39	0.139	0.300	0.40	0.50
Nitrogen, Nitrate as N (mg/L)	0.1	140	29	20.7%	0.37	0.440	0.090	0.10	0.73
<b>Cations (meq/L)</b>		140	140	100%	31.6	43.7	13.8	15.9	33.5
Ammonia (mg/L)	1	140	83	59.3%	0.29	0.191	0.200	0.20	0.400
Sodium-Dissolved (mg/L)	0.8	140	140	100%	280	326	127	196	277
Calcium-Dissolved (mg/L)	0.5	140	139	99.3%	184	165	48.5	91.6	353
Magnesium-Dissolved (mg/L)	0.5	140	139	99.3%	86.8	115	17.5	32.7	109
Potassium-Dissolved (mg/L)	0.5	140	139	99.3%	13.0	4.92	8.70	11.5	16.2
Silica-Dissolved (mg/L)	0.5	140	138	98.6%	6.88	3.11	4.38	7.2	8.00
<b>General Water Quality Indicators</b>									
Alkalinity-Total as $\text{CaCO}_3$ (mg/L)	5	140	140	100%	193	96.5	140	169	204
Anion/Cation-Balance ( $\pm 5$ ) (%)		140	136	97.1%	0.93	5.16	-1.76	1.36	4.17
Conductivity @ 25°C ( $\mu\text{mhos/cm}$ )	5	140	140	100%	2357	1989	1330	1545	2530
Oxidation-Reduction Potential (mV)		118	117	99.2%	193	69.1	150	200	230
pH	0.01	140	140	100%	7.71	0.500	7.33	7.80	8.02
Sodium Adsorption Ratio (meq/L)	0.1	120	119	99.2%	5.46	3.70	2.10	5.40	7.60
Solids-Total-Dissolved-TDS (mg/L)	5	140	140	100%	1926	1814	890	1000	2300
Solids-Total-Dissolved-Calc. (mg/L)	5	140	140	100%	1840	1736	892	1005	2135
TDS Balance (0.80 - 1.20) (dec.%)		140	140	100%	1.04	0.10	0.97	1.02	1.09
<b>Metals, Dissolved</b>									
Aluminum-Dissolved (mg/L)	0.1	140	1	0.7%	0.60			0.60	



**POWERTECH (USA) INC.**

Constituent, Unit	PQL	n Analyzed	n Detected	% exceeding detection	Mean	StDev	Q1	Median	Q3
Arsenic-Dissolved (mg/L)	0.001	140	72	51.4%	0.00	0.0052	0.001	0.0010	0.0020
Boron-Dissolved (mg/L)	0.1	140	49	35.0%	0.44	0.402	0.20	0.40	0.50
Copper-Dissolved (mg/L)	0.01	140	2	1.4%	0.05			0.045	
Iron-Dissolved (mg/L)	0.03	140	53	37.9%	1.10	2.13	0.070	0.250	1.57
Lead-Dissolved (mg/L)	0.001	140	6	4.3%	0.00	0.0026	0.0010	0.0025	0.005
Manganese-Dissolved (mg/L)	0.01	140	135	96.4%	0.59	0.928	0.070	0.10	0.43
Molybdenum-Dissolved (mg/L)	0.1	140	2	1.4%	0.15			0.150	
Selenium-Dissolved (mg/L)	0.001	140	24	17.1%	0.01	0.0055	0.0013	0.0025	0.0115
Selenium-IV-Dissolved (mg/L)	0.001	118	2	1.7%	0.00			0.0010	
Selenium-VI-Dissolved (mg/L)	0.001	118	13	11.0%	0.01	0.01	0.001	0.0060	0.012
Uranium-Dissolved (mg/L)	0.003	140	106	75.7%	0.02	0.030	0.0024	0.0060	0.0304
Vanadium-Dissolved (mg/L)	0.1	140	4	2.9%	0.13	0.050	0.10	0.10	0.175
Zinc-Dissolved (mg/L)	0.01	140	36	25.7%	0.02	0.020	0.01	0.020	0.028
<b>Metals, Suspended</b>									
Uranium-Suspended (mg/L)	0.0003	138	39	28.3%	0.005	0.012	0.0007	0.0013	0.0033
<b>Metals, Total</b>									
Arsenic-Total (mg/L)	0.001	95	79	83.2%	0.01	0.0073	0.002	0.0030	0.005
Barium-Total (mg/L)	0.1	95	6	6.3%	0.25	0.138	0.175	0.20	0.35
Beryllium-Total (mg/L)	0.001	95	2	2.1%	0.00			0.0025	
Boron-Total (mg/L)	0.2	95	29	30.5%	0.39	0.442	0.10	0.20	0.50
Chromium-Total (mg/L)	0.05	95	1	1.1%	0.05			0.050	
Copper-Total (mg/L)	0.01	95	5	5.3%	0.05	0.047	0.015	0.030	0.10
Iron-Total (mg/L)	0.03	95	92	96.8%	3.25	8.01	0.14	0.84	3.39
Lead-Total (mg/L)	0.001	95	17	17.9%	0.02	0.017	0.002	0.013	0.025
Manganese-Total (mg/L)	0.01	95	95	100%	0.59	0.924	0.070	0.090	0.50
Mercury-Total (mg/L)	0.001	163	1	0.6%	0.00			0.00010	
Molybdenum-Total (mg/L)	0.1	95	8	8.4%	0.06	0.102	0.010	0.015	0.080
Nickel-Total (mg/L)	0.05	95	1	1.1%	0.10			0.10	
Selenium-Total (mg/L)	0.002	95	25	26.3%	0.00	0.0040	0.002	0.0030	0.0055
Strontium-Total (mg/L)	0.1	95	94	98.9%	3.59	3.10	1.10	1.70	5.85



**POWERTECH (USA) INC.**

Constituent, Unit	PQL	n Analyzed	n Detected	% exceeding detection	Mean	StDev	Q1	Median	Q3
Uranium-Total (mg/L)	0.0003	99	74	74.7%	0.02	0.033	0.0025	0.0064	0.030
Zinc-Total (mg/L)	0.01	95	34	35.8%	0.05	0.073	0.010	0.020	0.070
<b>Radionuclides</b>									
Gross Alpha-Dissolved (pCi/L)	1	140	140	100%	406	1084	13.2	30.1	94.7
Gross Beta-Dissolved (pCi/L)	2	140	136	97.1%	140	367	10.3	16.2	39.9
Gross Gamma-Dissolved (pCi/L)	20	140	124	88.6%	1539	6584	0.00	160	1075
Lead 210-Dissolved (pCi/L)	1	140	102	72.9%	4.20	14.5	-1.85	0.50	4.90
Lead 210-Suspended (pCi/L)	1	138	89	64.5%	3.80	9.66	-0.55	1.20	6.50
Lead 210-Total (pCi/L)	1	20	3	15.0%	27.7	25.4	12.0	14.0	57.0
Polonium 210-Dissolved (pCi/L)	1	140	105	75.0%	1.01	1.07	0.10	0.90	1.60
Polonium 210-Suspended (pCi/L)	1	138	88	63.8%	1.07	1.98	0.00	0.40	1.20
Polonium 210-Total (pCi/L)	1	20	4	20.0%	7.65	3.60	5.40	6.2	11.4
Radium 226-Dissolved (pCi/L)	0.2	134	118	88.1%	119	289	1.60	3.9	54.9
Radium 226-Suspended (pCi/L)	0.2	133	101	75.9%	2.86	5.46	-0.035	0.70	2.75
Radium 226-Total (pCi/L)	0.2	20	16	80.0%	25.5	37.6	2.43	5.15	51.4
Radon 222-Total (pCi/L)	100	120	120	100%	29875	86353	462	949	4145
Thorium 230-Dissolved (pCi/L)	0.2	140	88	62.9%	0.11	0.23	0.00	0.00	0.18
Thorium 230-Suspended (pCi/L)	0.2	138	91	65.9%	0.50	1.73	0.10	0.20	0.30
Thorium 230-Total (pCi/L)	0.2	20	1	5.0%	1.90			1.90	

PQL = Practical Quantitation Limit. The concentration that can be reliably measured within specified limits during routine laboratory operating conditions, below which results are reported as "less than PQL".

n Analyzed = The number of samples analyzed for a particular constituent.

n Detected = The number of samples where a particular constituent was detected at or above the PQL.


Mean = Arithmetic mean of those constituents detected above detection limit

StDev = Standard deviation of those constituents detected at or above PQL.

Q1 = First Quartile. The value holding ranked position  $0.25 \times (n \text{ Detected} + 1)$  for each constituent. Value may be interpolated.

Q3 = Third Quartile. The value holding ranked position  $0.75 \times (n \text{ Detected} + 1)$  for each constituent. Value may be interpolated.

Median = The middle value of ranked n Detected. Value may be interpolated.



**POWERTECH (USA) INC.**

## **APPENDIX 3.4-E**

### **MINIMUM AND MAXIMUM RESULTS FOR SAMPLED CONSTITUENTS AT OR ABOVE PQL**



POWERTECH (USA) INC.

**Appendix 2.7-1**  
**Minimum and Maximum Results for Sampled Constituent above PQL, Sampled Site and Date of Sampling**

Constituent, Unit	Minimum at or above PQL			Maximum at or above PQL		
	Concentration	Site ID	Collection Date	Concentration	Site ID	Collection Date
<b>Major Cations and Anions</b>						
Anions (meq/L)	1.1	135	3/13/2008	150	677	4/29/2008
Bicarbonate as $\text{HCO}_3^-$ (mg/L)	12	688	4/2/2008	649	677	9/28/2007
Carbonate as $\text{CO}_3^{2-}$ (mg/L)	7	688	6/10/2008	53.0	688	4/2/2008
Sulfate (mg/L)	39	135	3/13/2008	4590	677	11/27/2007
Chloride (mg/L)	2	135	3/13/2008	1780	677	11/27/2007
Fluoride (mg/L)	0.1	650	5/30/2008	1.00	678	4/29/2008
Nitrogen, Nitrate as N (mg/L)	0.06	695	4/22/2008	1.30	679	2/3/2008
<b>Cations (meq/L)</b>	0.547	135	3/13/2008	430	676	4/29/2008
Ammonia (mg/L)	0.1	697	6/24/2008	1.20	3026	3/30/2008
Sodium-Dissolved (mg/L)	12	135	3/13/2008	2140	677	4/29/2008
Calcium-Dissolved (mg/L)	11.2	622	4/1/2008	561	676	4/29/2008
Magnesium-Dissolved (mg/L)	7.1	622	4/1/2008	500	678	4/29/2008
Potassium-Dissolved (mg/L)	6.8	42	5/30/2008	28.0	675	9/28/2007
Silica-Dissolved (mg/L)	0.9	650	3/24/2008	16.3	678	2/5/2008
<b>General Water Quality Indicators</b>						
Alkalinity Total as $\text{CaCO}_3$ (mg/L)	12	135	3/13/2008	532	677	9/28/2007
Anion/Cation Balance ( $\pm 5$ ) (%)	-33.6	135	3/13/2008	12.1	688	4/22/2008
Conductivity @ 25°C (umhos/cm)	131	135	3/13/2008	12100	677	4/29/2008
Oxidation-Reduction Potential (mV)	-80.2	619	3/24/2008	360	694	4/21/2008
pH	6.49	135	3/13/2008	10.3	688	4/2/2008
Sodium Adsorption Ratio (meq/L)	0.84	679	11/14/2007	17.0	677	4/29/2008
Solids Total Dissolved TDS (mg/L)	92	135	3/13/2008	9700	677	11/27/2007
Solids Total Dissolved Calc. (mg/L)	61	135	3/13/2008	9550	677	4/29/2008
TDS Balance (0-80, 1-20) (dec.%)	0.78	628	2/20/2008	1.51	135	3/13/2008
<b>Metals, Dissolved</b>						
Aluminum-Dissolved (mg/L)	0.6	650	9/28/2007	0.600	650	9/28/2007
Arsenic-Dissolved (mg/L)	0.001	16	6/30/2008	0.0260	680	1/30/2008
Boron-Dissolved (mg/L)	0.1	650	5/30/2008	1.60	678	2/5/2008



POWERTECH (USA) INC.

Constituent Unit	Minimum at or above PQL			Maximum at or above PQL		
	Concentration	Site ID	Collection Date	Concentration	Site ID	Collection Date
Copper-Dissolved (mg/L)	0.01	619	6/17/2008	0.080	619	9/27/2007
Iron-Dissolved (mg/L)	0.03	622	4/21/2008	13.2	650	9/28/2007
Lead-Dissolved (mg/L)	0.001	622	5/28/2008	0.0080	619	9/27/2007
Manganese-Dissolved (mg/L)	0.02	688	6/30/2008	3.39	675	2/5/2008
Molybdenum-Dissolved (mg/L)	0.1	3026	4/22/2008	0.200	3026	3/30/2008
Selenium-Dissolved (mg/L)	0.001	698	3/30/2008	0.0170	676	9/28/2007
Selenium-IV-Dissolved (mg/L)	0.001	2	2/12/2008	0.0010	2	2/12/2008
Selenium-VI-Dissolved (mg/L)	0.001	698	3/30/2008	0.0140	676	11/27/2007
Uranium-Dissolved (mg/L)	0.0003	8	11/27/2007	0.172	680	1/30/2008
Vanadium-Dissolved (mg/L)	0.1	3026	6/24/2008	0.200	678	4/29/2008
Zinc-Dissolved (mg/L)	0.01	622	6/25/2008	0.110	619	9/27/2007
<b>Metals, Suspended</b>						
Uranium-Suspended (mg/L)	0.0003	2	9/26/2007	0.070	676	2/5/2008
<b>Metals, Total</b>						
Arsenic-Total (mg/L)	0.001	16	6/30/2008	0.028	3026	5/28/2008
Barium-Total (mg/L)	0.1	622	6/25/2008	0.50	676	2/5/2008
Beryllium-Total (mg/L)	0.002	679	5/18/2008	0.00	676	2/5/2008
Boron-Total (mg/L)	0.1	680	6/10/2008	1.60	678	2/5/2008
Chromium-Total (mg/L)	0.05	676	2/5/2008	0.050	676	2/5/2008
Copper-Total (mg/L)	0.01	619	6/17/2008	0.12	676	2/5/2008
Iron-Total (mg/L)	0.04	681	6/25/2008	66.00	676	2/5/2008
Lead-Total (mg/L)	0.001	698	6/24/2008	0.060	676	2/5/2008
Manganese-Total (mg/L)	0.01	688	6/10/2008	3.40	675	2/5/2008
Mercury-Total (mg/L)	0.0001	688	6/30/2008	0.0001	688	6/30/2008
Molybdenum-Total (mg/L)	0.01	635	2/10/2008	0.300	3026	3/30/2008
Nickel-Total (mg/L)	0.1	676	2/5/2008	0.100	676	2/5/2008
Selenium-Total (mg/L)	0.001	689	6/25/2008	0.014	679	2/3/2008
Strontium-Total (mg/L)	0.6	18	2/12/2008	11.6	677	4/29/2008
Uranium-Total (mg/L)	0.0004	650	3/24/2008	0.12	698	3/30/2008
Zinc-Total (mg/L)	0.01	3026	6/24/2008	0.28	676	2/5/2008
<b>Radionuclides</b>						
Gross Alpha-Dissolved (pCi/L)	1.4	2	9/26/2007	6500	680	5/13/2008



POWERTECH (USA) INC.

Constituent Unit	Minimum (at or above ROL)			Maximum (at or above ROL)		
	Concentration	Site ID	Collection Date	Concentration	Site ID	Collection Date
Gross Beta-Dissolved (pCi/L)	-30	677	4/29/2008	2320	680	3/31/2008
Gross Gamma-Dissolved (pCi/L)	0	689	6/25/2008	70000	42	11/12/2007
Lead 210-Dissolved (pCi/L)	-31	689	3/30/2008	61.8	680	5/21/2008
Lead 210-Suspended (pCi/L)	-19.2	675	4/29/2008	57.0	42	9/28/2007
Lead 210-Total (pCi/L)	12	4002	9/27/2007	57.0	42	9/28/2007
Polonium 210-Dissolved (pCi/L)	-0.6	13	5/19/2008	5.50	42	2/5/2008
Polonium 210-Suspended (pCi/L)	-0.3	679	5/18/2008	13.0	42	9/28/2007
Polonium 210-Total (pCi/L)	5.2	13	9/27/2007	13.0	42	9/28/2007
Radium 226-Dissolved (pCi/L)	-0.12	135	3/13/2008	1430	680	5/13/2008
Radium 226-Suspended (pCi/L)	-0.4	615	6/25/2008	37.0	4002	2/12/2008
Radium 226-Total (pCi/L)	1.1	13	9/27/2007	120	619	9/27/2007
Radon 222-Total (pCi/L)	123	8	11/27/2007	462000	681	5/18/2008
Thorium 230-Dissolved (pCi/L)	-0.1	698	3/30/2008	1.80	135	3/13/2008
Thorium 230-Suspended (pCi/L)	0	688	6/30/2008	15.9	688	4/22/2008
Thorium 230-Total (pCi/L)	1.9	679	9/28/2007	1.90	679	9/28/2007





Table Upgradient: Statistics for groundwater constituents at or above PQL by constituent from wells that are hydraulically upgradient from originally proposed mining activities. This analysis includes wells # 16, 615, 619, 622, 628, 631, 650, 698, 3026, 4002. Due to recent permit boundary changes, wells #615, 622, and 628 may no longer qualify as upgradient. Also, well #698 is upgradient of planned in-situ mining, but not upgradient of the proposed plant site.

Analyte	n	Mean	StDev	Q1	Median	Minimum	Maximum
<b>Major Cations and Anions</b>							
<b>Anions (meq/L)</b>	44	21.21364	9.28446	12.325	18	10.6	41.2
Bicarbonate as HCO <sub>3</sub> (mg/L)	44	165.9091	38.35927	144.5	168	37	219
Carbonate as CO <sub>3</sub> (mg/L)	44	2.670455	1.130668	2.5	2.5	2.5	10
Sulfate (mg/L)	44	892.1818	452.2263	450.75	813	369	1790
Chloride (mg/L)	44	13.56818	13.6013	7	10	4	82
Fluoride (mg/L)	44	0.359091	0.134801	0.3	0.4	0.05	0.6
Nitrogen, Nitrate as N (mg/L)	44	0.058409	0.025785	0.05	0.05	0.05	0.2
Nitrogen, Nitrite as N (mg/L)	44	0.047727	0.00727	0.05	0.05	0.025	0.05
<b>Cations (meq/L)</b>	44	21.64614	10.01718	12	17.75	9.23	42.4
Ammonia (mg/L)	44	0.227273	0.256872	0.05	0.1	0.05	1.2
Sodium-Dissolved (mg/L)	44	146.4136	81.90985	88.25	127	44	435
Calcium-Dissolved (mg/L)	44	190.1386	140.9727	70.95	119	11.2	461
Magnesium-Dissolved (mg/L)	44	64.81364	45.77509	21.625	54.65	7.1	141
Potassium-Dissolved (mg/L)	44	13.68636	4.762088	8.725	15.25	7.1	25.3
Silica-Dissolved (mg/L)	44	5.296591	2.375025	3.9	5.35	0.25	9.5
<b>General Water Quality Indicators</b>							
Alkalinity-Total as CaCO <sub>3</sub> (mg/L)	44	136.7273	31.30671	120.5	138	30	180
A/C Balance (± 5) (%)	44	0.489023	4.812788	-2.5975	1.18	-18.5	9.13
Conductivity @ 25 C (umhos/cm)	44	1794.205	625.9235	1195	1735	925	2970
Conductivity (field, umhos/cm)	48	1703.375	666.1638	1165.5	1461.5	740	3098
Dissolved Oxygen (field, mg/L)	33	0.780455	1.406676	0.115	0.23	0.015	7.09
Oxidation-Reduction Potential (mV)	37	176.2108	82.10339	130	200	-80.2	340
pH	44	7.498182	0.459582	7.1525	7.455	6.75	8.66
pH (field)	46	7.443261	0.805128	6.9475	7.265	6.09	10.79
Sodium Adsorption Ratio (SAR) (meq/L)	37	3.257838	2.78793	1	2.3	0.93	11
Solids-Total Dissolved TDS @ 180 C (mg/L)	44	1462.273	656.4275	802.5	1350	670	2700
Solids-Total Dissolved Calculated (mg/L)	44	1389.409	618.0043	787.75	1185	686	2710



POWERTECH (USA) INC.

Analyte	n	Mean	StDev	Q1	Median	Minimum	Maximum
<b>Major Cations and Anions</b>							
Temperature (field, deg C)	43	12.72465	1.779163	11.61	12.08	8.34	15.78
TDS Balance (0.80 - 1.20) (dec.%)	44	1.047955	0.099102	0.99	1.04	0.78	1.44
Turbidity (NTU)	40	10.1925	14.27428	0.775	4.65	-0.2	70.9
<b>Metals, Dissolved</b>							
Aluminum-Dissolved (mg/L)	44	0.0625	0.082916	0.05	0.05	0.05	0.6
Arsenic-Dissolved (mg/L)	44	0.002943	0.005681	0.0005	0.0005	0.0005	0.02
Barium-Dissolved (mg/L)	44	0.05	0	0.05	0.05	0.05	0.05
Boron-Dissolved (mg/L)	44	0.086364	0.073424	0.05	0.05	0.05	0.4
Cadmium-Dissolved (mg/L)	44	0.002557	0.000377	0.0025	0.0025	0.0025	0.005
Chromium-Dissolved (mg/L)	44	0.025	0	0.025	0.025	0.025	0.025
Copper-Dissolved (mg/L)	44	0.006818	0.011314	0.005	0.005	0.005	0.08
Iron-Dissolved (mg/L)	44	1.022727	2.158949	0.015	0.105	0.015	13.2
Lead-Dissolved (mg/L)	44	0.001284	0.003834	0.0005	0.0005	0.0005	0.025
Manganese-Dissolved (mg/L)	44	0.715795	0.856523	0.08	0.24	0.005	2.56
Mercury-Dissolved (mg/L)	44	0.000491	6.03E-05	0.0005	0.0005	0.0001	0.0005
Molybdenum-Dissolved (mg/L)	44	0.054545	0.02367	0.05	0.05	0.05	0.2
Nickel-Dissolved (mg/L)	44	0.025	0	0.025	0.025	0.025	0.025
Selenium-Dissolved (mg/L)	44	0.00092	0.001028	0.0005	0.0005	0.0005	0.006
Selenium-IV-Dissolved (mg/L)	37	0.0005	0	0.0005	0.0005	0.0005	0.0005
Selenium-VI-Dissolved (mg/L)	37	0.000662	0.000906	0.0005	0.0005	0.0005	0.006
Silver-Dissolved (mg/L)	44	0.002557	0.000377	0.0025	0.0025	0.0025	0.005
Uranium-Dissolved (mg/L)	44	0.017915	0.035821	0.00175	0.0026	0.00015	0.11
Vanadium-Dissolved (mg/L)	44	0.051136	0.007538	0.05	0.05	0.05	0.1
Zinc-Dissolved (mg/L)	44	0.013409	0.020595	0.005	0.005	0.005	0.11
<b>Metals, Suspended</b>							
Uranium-Suspended (mg/L)	44	0.000795	0.001206	0.00015	0.00015	0.00015	0.0043
<b>Metals, Total</b>							
Antimony-Total (mg/L)	31	0.0015	0	0.0015	0.0015	0.0015	0.0015
Arsenic-Total (mg/L)	31	0.008887	0.010182	0.002	0.004	0.0005	0.028
Barium-Total (mg/L)	31	0.056452	0.028113	0.05	0.05	0.05	0.2
Beryllium-Total (mg/L)	31	0.0005	0	0.0005	0.0005	0.0005	0.0005
Boron-Total (mg/L)	31	0.072581	0.040494	0.05	0.05	0.05	0.2



**POWERTECH (USA) INC.**

Analyte	n	Mean	StDev	Q1	Median	Minimum	Maximum
<b>Major Cations and Anions</b>							
Cadmium-Total (mg/L)	31	0.002242	0.000682	0.0025	0.0025	0.0005	0.0025
Chromium-Total (mg/L)	31	0.025	0	0.025	0.025	0.025	0.025
Copper-Total (mg/L)	31	0.007581	0.01347	0.005	0.005	0.005	0.08
Iron-Total (mg/L)	31	4.795161	4.877881	1.35	3.99	0.25	21.8
Lead-Total (mg/L)	31	0.0055	0.011403	0.0005	0.0005	0.0005	0.05
Manganese-Total (mg/L)	31	0.788065	0.937651	0.08	0.25	0.02	2.66
Mercury-Total (mg/L)	49	0.000292	0.000215	0.000075	0.0005	0.00005	0.0005
Molybdenum-Total (mg/L)	31	0.049516	0.05137	0.05	0.05	0.005	0.3
Nickel-Total (mg/L)	31	0.025	0	0.025	0.025	0.025	0.025
Selenium-Total (mg/L)	31	0.001177	0.001441	0.0005	0.0005	0.0005	0.007
Silver-Total (mg/L)	31	0.0025	0	0.0025	0.0025	0.0025	0.0025
Strontium-Total (mg/L)	31	3.343548	2.226086	1.4	2.7	0.05	7.4
Thallium-Total (mg/L)	31	0.0005	0	0.0005	0.0005	0.0005	0.0005
Uranium-Total (mg/L)	32	0.026602	0.045477	0.00235	0.00285	0.00015	0.123
Zinc-Total (mg/L)	31	0.037903	0.065964	0.005	0.01	0.005	0.25
<b>Radionuclides</b>							
Gross Alpha-Dissolved (pCi/L)	44	315.0932	574.1565	24.025	61.7	2.1	2110
Gross Beta-Dissolved (pCi/L)	44	106.6909	178.9286	14.55	27.25	3.7	659
Gross Gamma-Dissolved (pCi/L)	44	683.0682	1092.877	0	170	0	4200
Lead 210-Dissolved (pCi/L)	44	0.320455	7.862912	-1.925	0.5	-27	24
Lead 210-Suspended (pCi/L)	44	2.725	5.623213	0	0.5	-8.2	27.1
Lead 210-Total (pCi/L)	7	2.142857	4.346591	0.5	0.5	0.5	12
Polonium 210-Dissolved (pCi/L)	44	0.631818	0.768802	0.2	0.5	-0.5	3.5
Polonium 210-Suspended (pCi/L)	44	0.740909	1.077965	0.125	0.5	-0.2	6.4
Polonium 210-Total (pCi/L)	7	1.342857	2.22999	0.5	0.5	0.5	6.4
Radium 226-Dissolved (pCi/L)	44	76.02045	134.7834	2.9	9.55	1.2	429
Radium 226-Suspended (pCi/L)	41	4.276341	7.5066	0.1	0.7	-0.4	37
Radium 226-Total (pCi/L)	7	43.52857	44.65194	6.8	17.4	3.2	120
Radon 222-Total (pCi/L)	37	7781.946	11030.5	1010	2990	134	40700
Thorium 230-Dissolved (pCi/L)	44	0.097727	0.150176	0	0.1	-0.1	0.6
Thorium 230-Suspended (pCi/L)	44	0.227273	0.249989	0.1	0.1	0	1
Thorium 230-Total (pCi/L)	7	0.1	0	0.1	0.1	0.1	0.1



**POWERTECH (USA) INC.**

Analyte	n	Mean	StDev	Q1	Median	Minimum	Maximum
<b>Major Cations and Anions</b>							
Thorium 232-Dissolved (mg/L)	44	0.002455	0.000302	0.0025	0.0025	0.0005	0.0025

Mean = Arithmetic mean of those constituents detected above detection limit

StDev = Standard deviation of those constituents detected at or above PQL.

Q1 = First Quartile. The value holding ranked position  $0.25 \times (n \text{ Detected} + 1)$  for each constituent. Value may be interpolated.

Q3 = Third Quartile. The value holding ranked position  $0.75 \times (n \text{ Detected} + 1)$  for each constituent. Value may be interpolated.

Median = The middle value of ranked n Detected. Value may be interpolated.

Table Within: Statistics for groundwater constituents at or above PQL by constituent from wells that are within or near known ore bodies and proposed in-situ mining operations. This analysis includes wells # 13, 49, 680, 681, 682, 683, 684, 685, 686, 687, 688, 689, 691, 692.

Analyte	n	Mean	StDev	Q1	Median	Minimum	Maximum
<b>Major Cations and Anions</b>							
<b>Anions (meq/L)</b>	36	18.18333	9.024934	12.025	13.55	10.2	35.2
Bicarbonate as HCO <sub>3</sub> (mg/L)	36	204.0694	81.7138	180.75	206	2.5	334
Carbonate as CO <sub>3</sub> (mg/L)	36	4.888889	9.019907	2.5	2.5	2.5	53
Sulfate (mg/L)	36	659.6944	390.3787	415	465	159	1420
Chloride (mg/L)	36	14.16667	17.22706	10.25	11.5	5	113
Fluoride (mg/L)	36	0.430556	0.085589	0.4	0.4	0.3	0.6
Nitrogen, Nitrate as N (mg/L)	36	0.048611	0.011869	0.05	0.05	0.025	0.1
Nitrogen, Nitrite as N (mg/L)	36	0.048611	0.011869	0.05	0.05	0.025	0.1
<b>Cations (meq/L)</b>	36	19.46944	9.844123	12.225	14.65	10.8	38.1
Ammonia (mg/L)	36	0.147222	0.232362	0.05	0.05	0.05	1.2
Sodium-Dissolved (mg/L)	36	178.8333	47.41217	137.5	179.5	105	373
Calcium-Dissolved (mg/L)	36	147.9222	143.7031	49.725	63.9	25.8	421
Magnesium-Dissolved (mg/L)	36	47.65972	44.44029	19.4	25.1	0.25	134
Potassium-Dissolved (mg/L)	36	13.81944	5.35328	9.7	11.75	7.4	27.7
Silica-Dissolved (mg/L)	36	5.036111	2.121341	3.8	4.4	0.8	8.9
<b>General Water Quality Indicators</b>							
Alkalinity-Total as CaCO <sub>3</sub> (mg/L)	36	203.5	172.4382	150	171	42	1160
A/C Balance ( $\pm 5$ ) (%)	36	3.330556	3.91769	0.065	4.245	-4.96	12.1
Conductivity @ 25 C (umhos/cm)	36	1706.389	881.8265	1172.5	1320	1010	5360
Conductivity (field, umhos/cm)	43	1630.395	834.8651	1159	1283	740	5454
Dissolved Oxygen (field, mg/L)	23	0.498261	0.753451	0.09	0.2	0.04	3.01
Oxidation-Reduction Potential (mV)	35	198.4	76.828	160	220	0	300



POWERTECH (USA) INC.

Analyte	n	Mean	StDev	Q1	Median	Minimum	Maximum
<b>Major Cations and Anions</b>							
pH	36	8.056111	0.964955	7.57	7.88	7.08	12.4
pH (field)	43	7.819535	1.003221	7.23	7.75	6.31	12.67
Sodium Adsorption Ratio (SAR) (meq/L)	35	4.428571	1.983101	1.8	5.4	1.3	7.6
Solids-Total Dissolved TDS @ 180 C (mg/L)	36	1222.5	630.8605	772.5	915	690	2500
Solids-Total Dissolved Calculated (mg/L)	36	1194.667	574.8277	775.75	902	717	2250
Temperature (field, deg C)	42	13.55381	1.781878	12.5875	13.135	6.1	16.08
TDS Balance (0.80 - 1.20) (dec.%)	36	1.011944	0.055334	0.9825	1.01	0.89	1.14
Turbidity (NTU)	37	7.467568	10.23922	0.55	3.8	-0.4	34.2
<b>Metals, Dissolved</b>							
Aluminum-Dissolved (mg/L)	36	0.05	0	0.05	0.05	0.05	0.05
Arsenic-Dissolved (mg/L)	36	0.003403	0.006288	0.001	0.002	0.0005	0.03
Barium-Dissolved (mg/L)	36	0.0625	0.075	0.05	0.05	0.05	0.5
Boron-Dissolved (mg/L)	36	0.080556	0.052478	0.05	0.05	0.05	0.2
Cadmium-Dissolved (mg/L)	36	0.0025	0	0.0025	0.0025	0.0025	0.0025
Chromium-Dissolved (mg/L)	36	0.025	0	0.025	0.025	0.025	0.025
Copper-Dissolved (mg/L)	36	0.005	0	0.005	0.005	0.005	0.005
Iron-Dissolved (mg/L)	36	0.070556	0.11882	0.015	0.015	0.015	0.47
Lead-Dissolved (mg/L)	36	0.000889	0.001829	0.0005	0.0005	0.0005	0.011
Manganese-Dissolved (mg/L)	36	0.175556	0.176865	0.04	0.095	0.005	0.54
Mercury-Dissolved (mg/L)	36	0.0005	0	0.0005	0.0005	0.0005	0.0005
Molybdenum-Dissolved (mg/L)	36	0.05	0	0.05	0.05	0.05	0.05
Nickel-Dissolved (mg/L)	36	0.025	0	0.025	0.025	0.025	0.025
Selenium-Dissolved (mg/L)	36	0.001028	0.000878	0.0005	0.0005	0.0005	0.003
Selenium-IV-Dissolved (mg/L)	35	0.000571	0.000423	0.0005	0.0005	0.0005	0.003
Selenium-VI-Dissolved (mg/L)	35	0.000629	0.000426	0.0005	0.0005	0.0005	0.002
Silver-Dissolved (mg/L)	36	0.002569	0.000417	0.0025	0.0025	0.0025	0.005
Uranium-Dissolved (mg/L)	36	0.015222	0.030804	0.00015	0.005	0.00015	0.172
Vanadium-Dissolved (mg/L)	36	0.05	0	0.05	0.05	0.05	0.05
Zinc-Dissolved (mg/L)	36	0.007083	0.006367	0.005	0.005	0.005	0.04
<b>Metals, Suspended</b>							
Uranium-Suspended (mg/L)	36	0.005744	0.029474	0.00015	0.00015	0.00015	0.177
<b>Metals, Total</b>							



**POWERTECH (USA) INC.**

Analyte	n	Mean	StDev	Q1	Median	Minimum	Maximum
<b>Major Cations and Anions</b>							
Antimony-Total (mg/L)	32	0.0015	0	0.0015	0.0015	0.0015	0.0015
Arsenic-Total (mg/L)	32	0.004266	0.006925	0.001	0.003	0.0005	0.04
Barium-Total (mg/L)	32	0.064063	0.07955	0.05	0.05	0.05	0.5
Beryllium-Total (mg/L)	32	0.000531	0.000177	0.0005	0.0005	0.0005	0.0015
Boron-Total (mg/L)	32	0.060938	0.021001	0.05	0.05	0.05	0.1
Cadmium-Total (mg/L)	32	0.00225	0.000672	0.0025	0.0025	0.0005	0.0025
Chromium-Total (mg/L)	32	0.025	0	0.025	0.025	0.025	0.025
Copper-Total (mg/L)	32	0.005313	0.00123	0.005	0.005	0.005	0.01
Iron-Total (mg/L)	32	0.835156	1.547857	0.055	0.23	0.015	7.24
Lead-Total (mg/L)	32	0.002984	0.006924	0.0005	0.0005	0.0005	0.035
Manganese-Total (mg/L)	32	0.186719	0.193997	0.06	0.09	0.005	0.63
Mercury-Total (mg/L)	54	0.00029	0.000682	0.00005	0.0001	0.00005	0.005
Molybdenum-Total (mg/L)	32	0.042969	0.016601	0.05	0.05	0.005	0.05
Nickel-Total (mg/L)	32	0.025	0	0.025	0.025	0.025	0.025
Selenium-Total (mg/L)	32	0.001469	0.001769	0.0005	0.0005	0.0005	0.008
Silver-Total (mg/L)	32	0.0025	0	0.0025	0.0025	0.0025	0.0025
Strontium-Total (mg/L)	32	3.084375	2.827983	1.1	1.3	0.9	8.2
Thallium-Total (mg/L)	32	0.0005	0	0.0005	0.0005	0.0005	0.0005
Uranium-Total (mg/L)	32	0.020984	0.058701	0.000388	0.00825	0.00015	0.336
Zinc-Total (mg/L)	32	0.013594	0.019437	0.005	0.005	0.005	0.09
<b>Radionuclides</b>							
Gross Alpha-Dissolved (pCi/L)	36	1348.458	1952.519	14.225	57.3	2.9	6500
Gross Beta-Dissolved (pCi/L)	36	430.7806	648.2405	13.4	19.15	7.1	2320
Gross Gamma-Dissolved (pCi/L)	36	2208.778	4119.155	29	940	0	21000
Lead 210-Dissolved (pCi/L)	36	13.41667	19.96313	0	4.4	-31	61.8
Lead 210-Suspended (pCi/L)	36	9.002778	26.15114	-1.075	0.5	-9.2	125
Lead 210-Total (pCi/L)	1	0.5			0.5	0.5	0.5
Polonium 210-Dissolved (pCi/L)	36	1.033333	1.224045	0.125	0.7	-0.6	5.1
Polonium 210-Suspended (pCi/L)	36	2.9	9.44273	0.2	0.5	-0.1	56
Polonium 210-Total (pCi/L)	1	5.2			5.2	5.2	5.2
Radium 226-Dissolved (pCi/L)	36	357.4028	493.3701	2.225	7.8	0.3	1430
Radium 226-Suspended (pCi/L)	36	5.680556	17.34764	0.04	0.8	-0.4	96.1



**POWERTECH (USA) INC.**

Analyte	n	Mean	StDev	Q1	Median	Minimum	Maximum
<b>Major Cations and Anions</b>							
Radium 226-Total (pCi/L)	1	1.1			1.1	1.1	1.1
Radon 222-Total (pCi/L)	35	112072.6	166848.3	467	2520	119	590000
Thorium 230-Dissolved (pCi/L)	36	0.080556	0.16181	0	0	-0.1	0.8
Thorium 230-Suspended (pCi/L)	36	2.519444	11.18187	0.1	0.2	-0.1	65.9
Thorium 230-Total (pCi/L)	1	0.1			0.1	0.1	0.1
Thorium 232-Dissolved (mg/L)	36	0.0025	0	0.0025	0.0025	0.0025	0.0025

Mean = Arithmetic mean of those constituents detected above detection limit

StDev = Standard deviation of those constituents detected at or above PQL

Q1 = First Quartile. The value holding ranked position  $0.25 \times (n \text{ Detected} + 1)$  for each constituent. Value may be interpolated.

Q3 = Third Quartile. The value holding ranked position  $0.75 \times (n \text{ Detected} + 1)$  for each constituent. Value may be interpolated.

Median = The middle value of ranked n Detected. Value may be interpolated.

Table Downgradient: Statistics for groundwater constituents at or above PQL by constituent from wells that are hydraulically downgradient from proposed mining activities. This analysis includes wells # 2, 7, 8, 18, 42, 694, 695, 696, 697, and 7002. These wells may or may not be downgradient of ore bodies. For example, due to the high concentration of radon in well #42, it is believed that a high concentration of uranium may exist near that well.

Analyte	n	Mean	StDev	Q1	Median	Minimum	Maximum
<b>Major Cations and Anions</b>							
<b>Anions (meq/L)</b>	43	16.52326	6.886939	13.9	14.7	12.1	53.3
Bicarbonate as HCO <sub>3</sub> (mg/L)	43	226.2093	38.50019	207	215	107	341
Carbonate as CO <sub>3</sub> (mg/L)	43	2.5		2.5	2.5	2.5	2.5
Sulfate (mg/L)	43	608.186	333.8978	476	514	409	2440
Chloride (mg/L)	43	11.46512	2.839759	10	11	8	26
Fluoride (mg/L)	43	0.367442	0.091862	0.3	0.4	0.2	0.5
Nitrogen, Nitrate as N (mg/L)	43	0.053721	0.026505	0.05	0.05	0.025	0.2
Nitrogen, Nitrite as N (mg/L)	43	0.047093	0.008109	0.05	0.05	0.025	0.05
<b>Cations (meq/L)</b>	43	16.9907	6.459427	14.3	15.3	12.6	50.6
Ammonia (mg/L)	43	0.232558	0.13535	0.1	0.2	0.05	0.8
Sodium-Dissolved (mg/L)	43	251.2558	84.98238	199	250	152	716
Calcium-Dissolved (mg/L)	43	71.21163	62.83926	34	50.1	28	264
Magnesium-Dissolved (mg/L)	43	26.72791	24.05322	12.2	17.7	9.4	103



**POWERTECH (USA) INC.**

Analyte	n	Mean	StDev	Q1	Median	Minimum	Maximum
<b>Major Cations and Anions</b>							
Potassium-Dissolved (mg/L)	43	11.15814	4.127736	8.1	9.7	6.8	22.2
Silica-Dissolved (mg/L)	43	6.327907	1.774599	4.4	7.2	3.4	10.2
<b>General Water Quality Indicators</b>							
Alkalinity-Total as CaCO <sub>3</sub> (mg/L)	43	185.7674	31.50876	170	178	88	280
A/C Balance (± 5) (%)	43	1.714419	3.899374	-1.53	1.68	-5.62	8.11
Conductivity @ 25 C (umhos/cm)	43	1583.023	522.911	1380	1420	1230	4400
Conductivity (field, umhos/cm)	48	1402.646	263.9066	1260.25	1397.5	908	2275
Dissolved Oxygen (field, mg/L)	25	1.2216	1.696014	0.195	0.29	0.09	5.42
Oxidation-Reduction Potential (mV)	37	191.7297	66.62401	140	190	80	360
pH	43	7.969767	0.281987	7.9	7.97	7.22	8.71
pH (field)	45	7.835111	0.367093	7.515	7.86	6.99	8.81
Sodium Adsorption Ratio (SAR) (meq/L)	37	7.675676	2.949709	5.65	7.6	2.4	12
Solids-Total Dissolved TDS @ 180 C (mg/L)	43	1103.256	492.7219	930	960	790	3700
Solids-Total Dissolved Calculated (mg/L)	43	1093.721	455.4768	934	973	829	3600
Temperature (field, deg C)	43	12.22628	2.271618	11.87	12.58	0.75	14.98
TDS Balance (0.80 - 1.20) (dec.%)	43	1.003488	0.066686	0.96	0.98	0.91	1.19
Turbidity (NTU)	40	2.125	2.698694	0.1	0.7	-0.4	12.9
<b>Metals, Dissolved</b>							
Aluminum-Dissolved (mg/L)	43	0.05		0.05	0.05	0.05	0.05
Arsenic-Dissolved (mg/L)	43	0.000977	0.000545	0.0005	0.001	0.0005	0.002
Barium-Dissolved (mg/L)	43	0.05		0.05	0.05	0.05	0.05
Boron-Dissolved (mg/L)	43	0.068605	0.099417	0.05	0.05	0.05	0.7
Cadmium-Dissolved (mg/L)	43	0.002674	0.000644	0.0025	0.0025	0.0025	0.005
Chromium-Dissolved (mg/L)	43	0.025		0.025	0.025	0.025	0.025
Copper-Dissolved (mg/L)	43	0.005		0.005	0.005	0.005	0.005
Iron-Dissolved (mg/L)	43	0.03686	0.055453	0.015	0.015	0.015	0.28
Lead-Dissolved (mg/L)	43	0.002209	0.006315	0.0005	0.0005	0.0005	0.025
Manganese-Dissolved (mg/L)	43	0.107442	0.096538	0.06	0.08	0.03	0.41
Mercury-Dissolved (mg/L)	43	0.000472	0.000103	0.0005	0.0005	0.0001	0.0005
Molybdenum-Dissolved (mg/L)	43	0.05		0.05	0.05	0.05	0.05
Nickel-Dissolved (mg/L)	43	0.025		0.025	0.025	0.025	0.025
Selenium-Dissolved (mg/L)	43	0.00057	0.000258	0.0005	0.0005	0.0005	0.002





**POWERTECH (USA) INC.**

Analyte	n	Mean	StDev	Q1	Median	Minimum	Maximum
<b>Major Cations and Anions</b>							
Selenium-IV-Dissolved (mg/L)	37	0.000514	8.22E-05	0.0005	0.0005	0.0005	0.001
Selenium-VI-Dissolved (mg/L)	37	0.000541	0.000138	0.0005	0.0005	0.0005	0.001
Silver-Dissolved (mg/L)	43	0.002674	0.000644	0.0025	0.0025	0.0025	0.005
Uranium-Dissolved (mg/L)	43	0.003092	0.006324	0.00015	0.0005	0.00015	0.0324
Vanadium-Dissolved (mg/L)	43	0.052326	0.010654	0.05	0.05	0.05	0.1
Zinc-Dissolved (mg/L)	43	0.007209	0.005701	0.005	0.005	0.005	0.03
<b>Metals, Suspended</b>							
Uranium-Suspended (mg/L)	43	0.000266	0.000481	0.00015	0.00015	0.00015	0.0029
<b>Metals, Total</b>							
Antimony-Total (mg/L)	29	0.0015		0.0015	0.0015	0.0015	0.0015
Arsenic-Total (mg/L)	29	0.002207	0.001214	0.00125	0.002	0.0005	0.005
Barium-Total (mg/L)	29	0.055172	0.027854	0.05	0.05	0.05	0.2
Beryllium-Total (mg/L)	29	0.000707	0.000491	0.0005	0.0005	0.0005	0.0025
Boron-Total (mg/L)	29	0.068966	0.102132	0.05	0.05	0.05	0.6
Cadmium-Total (mg/L)	29	0.002431	0.000371	0.0025	0.0025	0.0005	0.0025
Chromium-Total (mg/L)	29	0.025		0.025	0.025	0.025	0.025
Copper-Total (mg/L)	29	0.005		0.005	0.005	0.005	0.005
Iron-Total (mg/L)	29	0.396552	0.474592	0.105	0.15	0.04	1.54
Lead-Total (mg/L)	29	0.0005		0.0005	0.0005	0.0005	0.0005
Manganese-Total (mg/L)	29	0.105862	0.087811	0.06	0.08	0.03	0.4
Mercury-Total (mg/L)	52	0.000316	0.000217	0.00005	0.0005	0.00005	0.0005
Molybdenum-Total (mg/L)	29	0.041207	0.017711	0.05	0.05	0.005	0.05
Nickel-Total (mg/L)	29	0.025		0.025	0.025	0.025	0.025
Selenium-Total (mg/L)	29	0.000776	0.000872	0.0005	0.0005	0.0005	0.005
Silver-Total (mg/L)	29	0.0025		0.0025	0.0025	0.0025	0.0025
Strontium-Total (mg/L)	29	1.924138	1.820058	0.8	1.1	0.6	7.7
Thallium-Total (mg/L)	29	0.0005		0.0005	0.0005	0.0005	0.0005
Uranium-Total (mg/L)	31	0.002124	0.004433	0.00015	0.0004	0.00015	0.0198
Zinc-Total (mg/L)	29	0.007069	0.005904	0.005	0.005	0.005	0.03
<b>Radionuclides</b>							
Gross Alpha-Dissolved (pCi/L)	43	59.03953	132.8379	6.1	15.5	1.4	558
Gross Beta-Dissolved (pCi/L)	43	25.36977	38.32413	9	12.5	-2.1	173



**POWERTECH (USA) INC.**

Analyte	n	Mean	StDev	Q1	Median	Minimum	Maximum
<b>Major Cations and Anions</b>							
Gross Gamma-Dissolved (pCi/L)	43	1941.326	10641.93		10	ND	70000
Lead 210-Dissolved (pCi/L)	43	0.816279	8.117762	-1.8	0.5	-23	24
Lead 210-Suspended (pCi/L)	43	3.374419	10.19764		0.5	-7.4	57
Lead 210-Total (pCi/L)	6	9.916667	23.06603	0.5	0.5	0.5	57
Polonium 210-Dissolved (pCi/L)	43	0.895349	1.147036	0.1	0.5	-0.3	5.5
Polonium 210-Suspended (pCi/L)	43	0.890698	2.11658	0.2	0.5	-0.2	13
Polonium 210-Total (pCi/L)	6	3.5	5.147815	0.5	0.5	0.5	13
Radium 226-Dissolved (pCi/L)	43	11.75349	28.57341	1.1	2.1	0.1	102
Radium 226-Suspended (pCi/L)	43	0.59093	1.31961	-0.2	0.1	-0.4	5.1
Radium 226-Total (pCi/L)	6	15.96667	31.28985	1.675	3.75	0.1	79.7
Radon 222-Total (pCi/L)	37	14856.3	49404.54	298.5	611	123	219000
Thorium 230-Dissolved (pCi/L)	43	0.081395	0.100607		0.1	ND	0.5
Thorium 230-Suspended (pCi/L)	43	0.109302	0.078115	0.1	0.1	ND	0.3
Thorium 230-Total (pCi/L)	6	0.1		0.1	0.1	0.1	0.1
Thorium 232-Dissolved (mg/L)	43	0.00236	0.000516	0.0025	0.0025	0.0005	0.0025


Mean = Arithmetic mean of those constituents detected above detection limit

StDev = Standard deviation of those constituents detected at or above PQL.

Q1 = First Quartile. The value holding ranked position  $0.25 \times (n \text{ Detected} + 1)$  for each constituent. Value may be interpolated.

Q3 = Third Quartile. The value holding ranked position  $0.75 \times (n \text{ Detected} + 1)$  for each constituent. Value may be interpolated.

Median = The middle value of ranked n Detected. Value may be interpolated.



## Well Location and Construction Information

### Locations of All Wells in the Dewey-Burdock Database

Well ID	Legal Location				SD State Plane 1983		Elevation, ft	Aquifer
	T.	R.	Sec.	Qrt Qrt	East (ft)	North (ft)		
1	7	1	9	SESE	996095.098	429227.773	3624	Lakota
2	7	1	16	SESE	995122.6159	423922.589	3554	Lakota
3	7	1	22	SWNW	ND	ND	ND	Lakota
4	7	1	15	SESE	1000915.012	423080.6142	3580	Fall River
5	7	1	14	NENW	1003580.429	427284.2174	3643	Lakota
6	7	1	14	NESE	1005616.918	425012.4771	3671	unknown
7	7	1	23	NWNW	1001702.774	422416.855	3574	Fall River
8	7	1	23	SWSE	1004451.179	418514.8505	3558	Fall River
9	7	1	23	NENE	ND	ND	ND	Fall River
10	7	1	13	NENE	ND	ND	ND	Lakota
11	7	1	24	NWSW	ND	ND	ND	Sundance/Unkpapa
12	7	1	4	SESE	995376.7972	434378.5136	3641	Lakota
13	7	1	4	NENE	996758.8703	438470.3951	3673	Lakota
14	7	1	2	NWSW	1002098.748	434723.4041	3672	Lakota
15	7	1	2	NENW	1003703.016	438317.4124	3713	Lakota
16	7	1	1	NESW	1009827.637	434446.9008	3869	Lakota
17	7	1	12	SENW	1008622.303	431329.1544	3789	Fall River
18	7	1	9	SWSW	991210.5573	428960.1458	3566	Fall River
19	7	1	18	SWNW	ND	ND	ND	Fall River
20	7	1	17	SWSW	986070.6362	424628.3007	3563	Fall River
21	7	1	19	SWNW	980440.6072	421760.0599	3569	Fall River
22	40	60	27	NWSW	ND	ND	ND	unknown
23	7	1	29	NWNW	985974.1188	416755.5806	3590	Fall River
24	7	1	28	NWNE	993100.2648	417036.9282	3563	Fall River
25	7	1	27	NWSE	ND	ND	ND	Fall River
26	7	1	35	SWNE	1003612.929	410375.132	3549	Fall River
27	7	1	33	SWSE	ND	ND	ND	Lakota
28	8	2	22	NESW	ND	ND	ND	unknown
29	8	2	16	NENW	ND	ND	ND	unknown
30	7	2	31	SESE	ND	ND	ND	unknown
31	7	2	31	SWNW	ND	ND	ND	Lakota
32	7	2	30	SWSW	ND	ND	ND	Lakota
33	7	1	25	NWSE	ND	ND	ND	Fall River
34	7	2	30	NWNW	ND	ND	ND	unknown
35	7	2	19	NWSE	ND	ND	ND	Lakota
36	7	2	30	NWNE	ND	ND	ND	Lakota
37	7	2	18	NWSW	1012581.749	423947.5161	3689	unknown
38	6	1	33	NWNW	992726.8917	442289.5946	3634	Lakota
39	6	1	29	NENE	ND	ND	ND	unknown




**POWERTech (USA) Inc.**

Well ID	Legal Location				SD State Plane 1983		Elevation, ft	Aquifer
	T.	R.	Sec.	Qrt Qrt	East (ft)	North (ft)		
40	6	1	30	SWNW	981813.9304	447183.2347	3635	Other Inyan Kara
41	6	1	31	SWNE	983783.722	442081.4368	3611	Alluvial
42	7	1	5	SWNE	989542.8678	436481.4222	3596	Lakota
43	6	1	34	SWSE	999521.6678	439436.2184	3672	Lakota
44	7	2	31	NWSE	ND	ND	ND	Fall River
45	8	2	5	NWNW	ND	ND	ND	Fall River
46	7	2	31	SWNE	ND	ND	ND	Fall River
47	7	2	32	SWSW	ND	ND	ND	Fall River
48	6	1	19	SENW	ND	ND	ND	Lakota
49	6	1	32	NWNW	987330.6151	444022.8154	3628	Fall River
50	41	60	28	SWNW	ND	ND	ND	Lakota
51	7	1	9	SENE	995810.3298	431486.9525	3615	Lakota
52	7	2	30	NESE	ND	ND	ND	unknown
53	7	2	30	SWNE	ND	ND	ND	unknown
54	7	1	25	NWSE	ND	ND	ND	Fall River
55	7	1	36	NWNE	ND	ND	ND	Fall River
56	7	2	32	SESE	ND	ND	ND	Lakota
57	8	2	5	NESE	ND	ND	ND	Lakota
58	7	1	31	NWNE	ND	ND	ND	Fall River
59	8	2	5	NENW	ND	ND	ND	Fall River
60	7	2	33	NWSE	ND	ND	ND	unknown
61	7	1	11	NWSE	1005230.856	429987.4356	3740	Lakota
62	7	1	25	SWSW	ND	ND	ND	unknown
63	7	1	36	NESW	ND	ND	ND	Fall River
64	8	2	9	SWNE	ND	ND	ND	unknown
65	8	2	9	NWNE	ND	ND	ND	unknown
66	8	2	8	NENW	ND	ND	ND	unknown
67	8	2	8	SENW	ND	ND	ND	unknown
68	8	2	8	NENE	ND	ND	ND	Lakota
69	7	1	25	SWSE	ND	ND	ND	Fall River
70	7	1	25	NESW	ND	ND	ND	Other Inyan Kara
71	8	2	6	NWSE	ND	ND	ND	Fall River
72	8	2	6	NWSE	ND	ND	ND	Fall River
73	8	2	6	NESW	ND	ND	ND	Lakota
74	8	2	6	NESW	ND	ND	ND	Fall River
75	8	2	17	SWSW	ND	ND	ND	Fall River
76	8	2	17	SENW	ND	ND	ND	Fall River
77	8	2	17	NWNE	ND	ND	ND	Fall River
78	8	2	20	NWSE	ND	ND	ND	Fall River
79	8	2	27	NESE	ND	ND	ND	Fall River
80	8	2	35	SWNW	ND	ND	ND	Lakota
81	8	2	14	SWNW	ND	ND	ND	Lakota
82	8	2	10	SWSW	ND	ND	ND	Fall River
83	8	2	14	NESW	ND	ND	ND	Fall River




**POWERTECH (USA) INC.**

Well ID	Legal Location				SD State Plane 1983		Elevation, ft	Aquifer
	T.	R.	Sec.	Qrt Qrt	East (ft)	North (ft)		
84	8	2	10	SWNW	ND	ND	ND	Fall River
85	8	2	28	NESE	ND	ND	ND	Fall River
86	8	2	6	NWSW	ND	ND	ND	Fall River
87	8	1	1	SENE	ND	ND	ND	Fall River
88	7	1	35	SESE	1005216.386	408176.9195	3554	Fall River
89	8	1	11	NWNE	ND	ND	ND	Lakota
90	8	2	23	SENW	1033574.095	387507.8887	3572	unknown
91	8	2	12	SENW	ND	ND	ND	Fall River
92	8	2	23	SESW	ND	ND	ND	Fall River
93	8	2	2	SWNE	ND	ND	ND	Lakota
94	7	2	34	SWSW	ND	ND	ND	Lakota
95	40	61	25	SESE	ND	ND	ND	Fall River
96	41	60	22	SWSW	980028.4941	451854.1002	3664	Lakota
98	41	60	17	SWNW	ND	ND	ND	unknown
99	41	60	17	NENE	ND	ND	ND	Lakota
100	41	60	7	NWSE	ND	ND	ND	Lakota
102	6	1	18	SWNE	ND	ND	ND	Lakota
103	41	60	10	NWNW	ND	ND	ND	Lakota
104	41	60	10	NWSW	ND	ND	ND	Lakota
105	41	60	9	SENW	ND	ND	ND	Lakota
106	6	1	18	NENE	ND	ND	ND	unknown
107	6	1	18	SWNE	ND	ND	ND	Fall River
108	6	1	18	SWNE	ND	ND	ND	Fall River
109	6	1	17	NENW	ND	ND	ND	Lakota
110	6	1	17	NENE	ND	ND	ND	Lakota
111	6	1	17	NWNE	ND	ND	ND	Fall River
112	6	1	16	NWSE	ND	ND	ND	Fall River
113	7	2	6	NESW	1014835.904	434417.4002	3844	unknown
114	7	2	7	SESW	1013809.661	428653.8989	3764	Sundance/Unkpapa
115	6	1	18	SENE	986095.9548	457641.2997	3720	Lakota
116	6	1	18	SENE	ND	ND	ND	Fall River
117	6	1	8	SWSE	ND	ND	ND	unknown
118	6	1	7	NESE	ND	ND	ND	unknown
119	6	1	8	NWNW	ND	ND	ND	unknown
120	6	1	5	NWSW	ND	ND	ND	unknown
121	5	1	31	SWSW	ND	ND	ND	Lakota
122	5	1	30	NENW	ND	ND	ND	unknown
123	42	60	21	NENW	ND	ND	ND	unknown
124	5	1	18	NWSW	ND	ND	ND	unknown
125	6	1	6	SWSW	ND	ND	ND	Fall River
126	41	60	16	SESW	ND	ND	ND	Lakota
127	41	60	7	SWNE	ND	ND	ND	Lakota
131	8	2	4	NWSE	ND	ND	ND	Fall River
132	8	2	4	NWSE	ND	ND	ND	Lakota




**POWERTECH (USA) INC.**

Well ID	Legal Location				SD State Plane 1983		Elevation, ft	Aquifer
	T.	R.	Sec.	Qrt Qrt	East (ft)	North (ft)		
134	40	60	29	SWNW	ND	ND	ND	unknown
135	8	2	1	SENW	1039467.842	403141.0347	3803	Lakota
136	8	2	5	NWNW	ND	ND	ND	unknown
137	7	2	17	SENW	ND	ND	ND	unknown
138	6	1	18	NENE	ND	ND	ND	Fall River
139	41	60	18	SESE	968658.3552	457463.919	3729	Lakota
140	9	3	19	SWNW	ND	ND	ND	unknown
142	7	2	35	SENW	ND	ND	ND	Fall River
143	8	1	30	SWSE	ND	ND	ND	Fall River
144	9	3	21	SWNE	ND	ND	ND	unknown
145	8	2	3	SWSE	ND	ND	ND	unknown
146	9	2	21	NENW	ND	ND	ND	unknown
147	6	1	17	NESW	989277.4441	456567.2543	3729	Lakota
200	7	2	13	NESW	ND	ND	ND	Sundance/Unkpapa
201	7	2	13	NESW	ND	ND	ND	Sundance/Unkpapa
202	7	2	13	NESW	ND	ND	ND	Sundance/Unkpapa
203	7	2	12	SWSW	ND	ND	ND	Sundance/Unkpapa
204	7	2	12	NWSW	ND	ND	ND	Sundance/Unkpapa
205	7	2	12	SWNE	ND	ND	ND	Sundance/Unkpapa
206	7	2	12	SWNE	ND	ND	ND	Sundance/Unkpapa
207	7	2	12	NENE	ND	ND	ND	unknown
208	7	2	2	SWNW	ND	ND	ND	Sundance/Unkpapa
209	7	2	3	NESE	ND	ND	ND	Sundance/Unkpapa
210	7	2	2	SENW	ND	ND	ND	Sundance/Unkpapa
211	7	2	12	NENW	ND	ND	ND	Sundance/Unkpapa
212	8	3	8	NWSE	ND	ND	ND	unknown
213	7	3	20	SWSE	ND	ND	ND	Sundance/Unkpapa
214	7	3	18	SESW	ND	ND	ND	Sundance/Unkpapa
215	6	2	27	SESE	ND	ND	ND	unknown
216	6	2	22	NENE	ND	ND	ND	unknown
220	6	1	19	SENE	986271.136	452335.2311	3680	unknown
230	7	1	26	SESE	1005735.286	412883.2797	3514	unknown
270	6	1	19	NW SW	982506.8593	451943.3669	3659	Other Inyan Kara
401	9	2	1	SWNW	ND	ND	ND	Madison
402	9	2	1	SWNE	ND	ND	ND	Madison
403	9	2	1	NENE	ND	ND	ND	Madison
404	9	2	1	NENE	ND	ND	ND	Madison
405	9	2	1	NENE	ND	ND	ND	Madison
406	8	2	36	NESE	ND	ND	ND	Other Inyan Kara
407	8	3	33	NWSE	ND	ND	ND	Fall River
408	8	2	36	SENE	ND	ND	ND	Fall River
409	8	2	36	SENE	ND	ND	ND	Other Inyan Kara
410	8	3	32	SENW	ND	ND	ND	Lakota
411	8	2	36	NENE	ND	ND	ND	Lakota



**POWERTECH (USA) INC.**

Well ID	Legal Location				SD State Plane 1983		Elevation, ft	Aquifer
	T.	R.	Sec.	Qrt Qrt	East (ft)	North (ft)		
412	8	2	27	SWSW	ND	ND	ND	Lakota
413	8	1	30	SENW	ND	ND	ND	Sundance/Unkpapa
414	8	3	27	NWNW	ND	ND	ND	Lakota
415	8	2	27	NESE	ND	ND	ND	Lakota
416	8	3	20	NWSE	ND	ND	ND	Other Inyan Kara
417	8	3	20	NWSE	ND	ND	ND	Fall River
418	8	3	20	SENW	ND	ND	ND	Fall River
419	8	2	23	NWNW	ND	ND	ND	Other Inyan Kara
420	8	3	8	NWSE	ND	ND	ND	Other Inyan Kara
421	8	2	8	NWNW	ND	ND	ND	Lakota
422	8	2	6	SWSE	ND	ND	ND	Lakota
423	8	2	3	SESW	ND	ND	ND	Sundance/Unkpapa
424	8	3	6	NWSE	ND	ND	ND	Sundance/Unkpapa
425	7	1	14	SENW	ND	ND	ND	Lakota
427	7	2	2	NWNW	ND	ND	ND	Sundance/Unkpapa
429	6	1	20	SENE	ND	ND	ND	Lakota
431	6	1	20	SENE	ND	ND	ND	Lakota
432	6	1	20	SENE	ND	ND	ND	Lakota
433	6	1	20	SENE	ND	ND	ND	Lakota
436	6	1	20	NWNE	990001.6275	454436.5461	3737	Fall River
440	7	2	3	SWNE	ND	ND	ND	Sundance/Unkpapa
502	6	1	27	NWSE	ND	ND	ND	Alluvial
503	7	1	23	SESE	ND	ND	ND	Sundance/Unkpapa
504	7	1	25	SESE	ND	ND	ND	Fall River
505	7	1	26	NESW	ND	ND	ND	Lakota
506	7	2	8	SWNW	ND	ND	ND	Sundance/Unkpapa
507	7	2	19	NENW	ND	ND	ND	Lakota
508	7	2	19	SWSE	ND	ND	ND	Lakota
510	7	1	12	SESE	1011331.943	428178.1651	3759	Lakota
601	8	2	23	NWNW	1033082.719	388749.7413	3615	Fall River
602	8	2	23	NWNW	1033064.956	388798.1063	3615	Lakota
603	8	2	23	NWNW	1032509.912	388763.8912	3619	Fall River
605	7	1	19	SWSE	1000213.323	428484.0565	3642	Other Inyan Kara
606	7	1	11	SWSW	1002111.841	428609.3226	3668	Lakota
607	7	1	30	SWNW	980219.4441	416377.6182	3611	Fall River
608	7	1	30	NWNW	980228.9136	416454.5538	3610	Lakota
609	6	1	29	NWNE	990133.3233	447808.3157	3702	Lakota
610	6	1	29	NWNE	989998.0402	447969.5677	3704	Fall River
611	6	1	20	NWNe	990235.5648	453958.8872	3731	Lakota
612	6	1	20	NWNE	990155.9068	454134.255	3732	Lakota
613	6	1	20	NWNE	990523.3586	453775.7939	3738	Fall River
614	6	1	20	NWNE	990583.8178	453770.1565	3739	Fuson
615	6	1	20	NWNE	990570.9895	453708.8761	3738	Lakota
616	6	1	20	SWNE	990534.0726	453142.1358	3745	Lakota



**POWERTECH (USA) INC.**

Well ID	Legal Location				SD State Plane 1983		Elevation, ft	Aquifer
	T.	R.	Sec.	Qrt Qrt	East (ft)	North (ft)		
617	6	1	20	NENW	989427.4846	453586.6258	3723	Lakota
618	7	1	2	SENE	1006472.742	435906.7583	3759	unknown
619	7	1	2	NWNW	1003265.119	436729.3703	3701	Lakota
620	6	1	35	NWNW	1002350.318	443210.0993	3731	Lakota
621	6	1	27	NWSE	1000329.315	446398.1082	3717	Alluvial
622	6	1	20	NENE	991174.522	454033.7715	3747	Fall River
623	6	1	20	NENE	991068.0984	454300.3846	3750	Lakota
625	41	60	9	SESE	978764.4747	462270.3858	3816	Fall River
626	41	60	9	SWSE	978610.2151	462329.8362	3826	Lakota
627	6	1	18	SWNW	983044.3999	458921.5345	3713	unknown
628	6	1	20	SESE	991052.9337	449402.6524	3737	Other Inyan Kara
631	6	1	23	SWSW	1002733.997	448993.2386	3744	Fall River
632	6	1	23	SWNW	1002886.897	453010.3544	3747	unknown
633	6	1	14	SESW	1004801.912	455118.8232	3764	unknown
634	6	1	34	NESE	1000900.563	440168.275	3689	unknown
635	7	1	14	NENW	1004084.632	427130.8303	3643	Sundance/Unkpapa
636	7	1	11	NESW	1003173.25	429982.3145	3698	unknown
637	7	1	11	NESE	1006473.976	430320.5883	3743	unknown
638	7	1	2	NENE	1006668.16	437976.7587	3791	Fall River
639	7	2	7	SENW	1014103.328	430722.0265	3771	unknown
640	7	1	12	SESE	1011409.499	427965.0894	3754	unknown
642	7	1	12	SESE	1011325.121	428042.0134	3757	unknown
643	7	2	30	SESE	1015635.469	412200.2634	3575	Lakota
644	7	2	30	SESE	1015632.054	412253.3734	3575	Fall River
645	7	1	16	NENE	996079.9657	427998.3964	3609	unknown
646	7	1	15	SWNE	999646.4859	426408.9229	3611	Fall River
650	7	1	1	SESE	1012338.763	433014.833	3820	Lakota
651	7	1	14	NWSE	1004407.769	424246.1432	3600	Lakota
652	7	1	2	NWSE	1004758.754	434742.6477	3748	Other Inyan Kara
653	7	1	22	NWNE	999078.2979	422487.0492	3569	unknown
654	6	1	34	NWNE	1000770.962	443410.2383	3687	Other Inyan Kara
655	6	1	34	NENE	1001852.878	443307.3946	3719	Other Inyan Kara
656	6	1	31	SENW	982628.247	442000.9299	3622	unknown
657	6	1	20	NWNE	ND	ND	ND	Lakota
658	7	1	15	SWNE	ND	ND	ND	Lakota
659	7	1	10	SWNE	ND	ND	ND	Fall River
660	7	1	10	SWNE	ND	ND	ND	Lakota
661	7	1	12	NENW	ND	ND	ND	Lakota
662	7	1	11	SESW	ND	ND	ND	unknown
663	7	1	10	SWSE	ND	ND	ND	Lakota
664	7	1	10	SWSE	ND	ND	ND	Fall River
665	7	1	10	SESE	ND	ND	ND	Fall River
666	7	1	10	SESE	ND	ND	ND	Lakota
668	7	1	15	NWNE	999428.155	427450.3155	3622	Other Inyan Kara





**POWERTECH (USA) INC.**

Well ID	Legal Location				SD State Plane 1983		Elevation, ft	Aquifer
	T.	R.	Sec.	Qrt Qrt	East (ft)	North (ft)		
669	7	1	15	NWNE	ND	ND	ND	Lakota
670	7	1	15	NWNE	ND	ND	ND	Fuson
671	7	1	15	NWNE	ND	ND	ND	Fall River
672	7	1	15	NWNE	ND	ND	ND	Fall River
673	7	1	15	NWNE	ND	ND	ND	Fuson
674	7	1	15	NWNE	ND	ND	ND	Lakota
675	7	2	31	SESE	1015340.264	406352.2188	3492	Alluvial
676	6	1	34	SESW	999245.0312	439891.6372	3662	Alluvial
677	7	1	4	SWSW	991925.5409	434077.2303	3562	Alluvial
678	7	1	9	SWNE	994921.194	431925.7016	3595	Alluvial
679	6	1	27	NWSE	1000693.36	446245.4324	3715	Alluvial
680	7	1	11	NESW	1003476.59	429969.0789	3688	Lakota
681	6	1	32	NWNE	988728.3431	443725.3264	3624	Fall River
682	7	1	11	SENE	1003535.474	431259.5932	3720	Lakota
683	6	1	29	NESW	988607.893	446108.0187	3669	Fall River
684	7	1	11	NESW	1003586.926	429745.8227	3691	Lakota
685	6	1	32	NWNE	989085.4868	443415.4025	3626	Fall River
686	7	1	11	NESW	1003365.421	429751.8227	3694	Lakota
687	6	1	32	NENW	988476.4049	443730.5899	3626	Fall River
688	7	1	11	NESW	1003425.818	429974.4313	3687	Fall River
689	6	1	32	NENW	988715.0026	443789.1861	3626	Lakota
690	7	1	11	NESW	1003512.176	429971.0682	3700	Sundance/Unkpapa
691	6	1	32	NENW	988764.8084	443706.8807	3626	Fall River
692	7	1	11	NESW	1003466.908	429999.5069	3701	Lakota
693	6	1	32	NENW	988727.3316	443667.2062	3626	Sundance/Unkpapa
694	7	1	15	NWNW	997116.0514	426836.0704	3600	Fall River
695	6	1	32	SESE	990783.4225	439312.5055	3594	Fall River
696	7	1	15	NWNW	997086.1856	426946.4439	3602	Lakota
697	6	1	32	SESE	990748.4216	439347.3562	3594	Lakota
698	7	1	2	SENE	1004307.778	435651.0652	3739	Fall River
703	7	1	1	SWSE	1010020.507	434334.3457	3877	Sundance/Unkpapa
704	7	1	5	SWNE	989364.5045	436647.6682	3599	Sundance/Unkpapa
2020	7	1	17	NWSW	986286.6643	424857.9008	3565	unknown
3002	7	2	31	SESE	ND	ND	ND	unknown
3026	7	1	1	SESE	1012037.43	432833.2349	3822	Lakota
4002	6	1	30	NWSW	981812.8541	446932.2402	3621	Other Inyan Kara
5002	41	60	28	SWSW	ND	ND	ND	Other Inyan Kara
7002	7	1	23	NWNW	1001731.47	421930.808	3571	Lakota
8002	7	1	23	SWSE	1004651.515	418556.4148	3550	Lakota
8003	7	1	23	SWSE	1004520.892	418530.8085	3543	Other Inyan Kara
8802	7	1	35	SESE	1005923.05	407436.6955	3554	Fall River
8803	7	1	35	SESE	1005445.181	407730.2169	3552	unknown



**POWERTECH (USA) INC.**

### All Abandoned Wells near the Dewey-Burdock Uranium ISR Project

Well ID	Depth, ft	Depth to Top Screen, ft	Depth to Bottom Screen, ft	Casing Diameter, in	Casing Condition (Surface Observation)	Cement Condition	Aquifer	Located in Field	Data Origin
5	850	UNK	UNK	5	leaky	UNK	2	yes	TVA EIS Report
6	UNK	UNK	UNK	12	little rust	UNK	7	yes	GPS
GPS5	495	UNK	UNK	4	not good	UNK	2	yes	TVA EIS Report
41	UNK	UNK	UNK	6	UNK	UNK	4	yes	TVA EIS Report
43	350	UNK	UNK	4	cant see under tent	UNK	2	yes	TVA EIS Report
44	130	UNK	UNK	UNK	UNK	UNK	1	no	TVA Data
88	320	UNK	UNK	UNK	UNK	UNK	1	yes	TVA EIS Report
113	UNK	UNK	UNK	UNK	windmill	UNK	7	yes	GPS
502	46	UNK	UNK	UNK	UNK	UNK	4	no	TVA EIS Report
606	UNK	UNK	UNK	UNK	not good	UNK	2	yes	TVA EIS Report
621	500	UNK	UNK	UNK	unknown	UNK	4	yes	TVA EIS Report
632	UNK	UNK	UNK	UNK	unknown	UNK	7	yes	GPS
634	UNK	UNK	UNK	UNK	no	UNK	7	yes	GPS
636	UNK	UNK	UNK	7	slightly rusty	UNK	7	yes	GPS
638	180	UNK	UNK	2	little rusty	UNK	1	yes	TVA EIS Report
639	UNK	UNK	UNK	UNK	none visible	UNK	7	yes	GPS
640	UNK	UNK	UNK	1	good	UNK	7	yes	GPS
642	UNK	UNK	UNK	5	open bad	UNK	7	yes	GPS
645	UNK	UNK	UNK	UNK	hand pump	UNK	7	yes	GPS
651	UNK	UNK	UNK	2	moderate	UNK	2	yes	TVA EIS Report
652	280	UNK	UNK	UNK	UNK	UNK	3	yes	GPS
653	UNK	UNK	UNK	UNK	UNK	UNK	7	yes	GPS
654	UNK	UNK	UNK	8	UNK	UNK	3	yes	GPS
655	UNK	UNK	UNK	12	UNK	UNK	3	yes	GPS
659	UNK	UNK	UNK	UNK	UNK	UNK	1	no	TVA Data
660	UNK	UNK	UNK	UNK	UNK	UNK	2	no	TVA Data



**POWERTECH (USA) INC.**

### Known Alluvial Wells at the Dewey-Burdock Uranium ISR Project

Well ID	Name Other	Date Drilled	Depth, ft	Depth to Top Screen, ft	Depth to Bottom Screen, ft	Casing Diameter, in	Casing Condition (Surface Observation)	Cement Condition	Use Type	Water Quality Sampling Frequency	Data Origin
675	Alluvial on Cheyenne River at Marietta		14.4	4	14	2	new pvc		monitor	Quarterly	Well Completion Report
676	Alluvial on Pass Creek at old Spencer Ranch		22.5	12	22	2	new pvc		monitor	Quarterly	Well Completion Report
677	Alluvial on Beaver Creek near Putnam		14.5	4	14	2	new pvc		monitor	Quarterly	Well Completion Report
678	Alluvial on Pass Creek downstream of Dewey Rd		14.5	4	14	2	new pvc		monitor	Quarterly	Well Completion Report
679	Alluvial on Pass Creek at Doran Ranch		39	29	39	2	new pvc		monitor	Quarterly	Well Completion Report



**POWERTECH (USA) INC.**

### Known Fall River Aquifer Wells at the Dewey-Burdock Uranium ISR Project

Well ID	Name Other	Date Drilled	Depth, ft	Depth to Top Screen, ft	Depth to Bottom Screen, ft	Casing Diameter, in	Casing Condition (Surface Observation)	Cement Condition	Use Type	Flowing Artesian	Water Quality Sampling Frequency	Data Origin
4	D-19		2264	UNK	UNK	3	rusty leaky	UNK	stock	yes	once	TVA EIS Report
7	D-27		200	UNK	UNK	6	UNK	UNK	domestic	UNK	quarterly	TVA EIS Report
8	D-29		240	UNK	UNK	6	UNK	UNK	domestic	yes	quarterly	TVA Data
17	D-13		156	UNK	UNK	3	little rusty	UNK	stock	no	none	Well Completion Report
18	D-10		527	UNK	UNK	4	UNK	UNK	domestic	yes	quarterly	TVA EIS Report
20	D-21		530	UNK	UNK	UNK	UNK	UNK	domestic	UNK	none	TVA EIS Report
21	D-23		910	UNK	UNK	UNK	UNK	UNK	stock	UNK	none	TVA EIS Report
23	D-40		600	UNK	UNK	UNK	UNK	UNK	stock	no	none	TVA EIS Report
24	D-39		600	UNK	UNK	UNK	UNK	UNK	stock	yes	none	TVA EIS Report
26	D-42		350	UNK	UNK	UNK	UNK	UNK	other	no	none	TVA EIS Report
49			600	UNK	UNK	4	good	UNK	stock	yes	water level	TVA Data
436	DPZ-3 FR, 6S 1E20AB2		590	UNK	UNK	UNK	UNK	UNK	monitor	no	none	USGS
601	BPZ 14 FR		UNK	UNK	UNK	1	okay	UNK	monitor	UNK	none	Well Completion Report
603	8S 2E23BBA		UNK	UNK	UNK	6	UNK	UNK	UNK	UNK	none	USGS
607	BPZ 18 FR		UNK	UNK	UNK	1	okay	UNK	monitor	no	water level	TVA Data
610	BPZ 20 FR		680	630	672	1	good cond capped	UNK	monitor	no	water level	Well Completion Report
613	DPZ 1 FR, 6S1E20AD6		580	504	580	4	okay	UNK	monitor	no	water level	Well Completion Report
622	DPZ 4 FR, 6S 1E20AA		520	503	580	4	okay	UNK	monitor	no	monthly	Well Completion Report
625	BPZ 22 FR		630	UNK	UNK	1	okay	UNK	monitor	no	none	TVA Data
631			80	30	80	5	steel	UNK	stock	no	quarterly	Well Completion Report
644	BPZ 16 FR		UNK	UNK	UNK	1	okay	UNK	monitor	no	none	Well Completion Report
646	BPZ-9 FR		UNK	UNK	UNK	UNK	UNK	UNK	monitor	yes	none	GPS
681	DB07-32-3C		600	585	600	6	new PVC	UNK	pump test well	yes	monthly	Well Completion Report
683	DB07-29-7		650	635	650	4	new	UNK	monitor	no	once	Well Completion Report
685	DB07-32-4C		595	580	595	4	new PVC	UNK	monitor	yes	once	Well Completion Report
687	DB07-32-5		608	590	605	4	new PVC	UNK	monitor	yes	once	Well Completion Report



**POWERTECH (USA) INC.**

Well ID	Name Other	Date Drilled	Depth, ft	Depth to Top Screen, ft	Depth to Bottom Screen, ft	Casing Diameter, in	Casing Condition (Surface Observation)	Cement Condition	Use Type	Flowing Artesian	Water Quality Sampling Frequency	Data Origin
688	DB08-11-17		255	245	255	6	UNK	UNK	monitor	no	monthly	Well Completion Report
691	DB07-32-9C		505	490	505	6	new pvc	UNK	monitor	yes	once	Well Completion Report
694	DB08-15-02		392	377	392	6	new pvc	UNK	monitor	yes	monthly	Well Completion Report
695	DB08-32-13		508	493	508	6	new pvc	UNK	monitor	yes	monthly	Well Completion Report
698	DB08-02-01		205	180	205	6	new pvc	UNK	monitor	no	monthly	Well Completion Report
8802	D-44, 88B		320	UNK	UNK	UNK	UNK	UNK	stock past	UNK	none	TVA EIS Report

#### Known Fuson Wells at the Dewey-Burdock Uranium ISR Project

Well ID	Name Other	Date Drilled	Depth, ft	Depth to Top Screen, ft	Depth to Bottom Screen, ft	Casing Diameter, in	Casing Condition (Surface Observation)	Cement Condition	Use Type	Flowing Artesian	Water Quality Sampling Frequency	Data Origin
614	DPZ 1 FU, 6S1E20AD2		620	609	620	4	okay	UNK	6	no	2	Well Completion Report



**POWERTECH (USA) INC.**

### Known Lakota Aquifer Wells at the Dewey-Burdock Uranium ISR Project

Well ID	Name Other	Date Drilled	Depth, ft	Depth to Top Screen, ft	Depth to Bottom Screen, ft	Casing Diameter, in	Casing Condition (Surface Observation)	Cement Condition	Use Type	Flowing Artesian	Water Quality Sampling Frequency	Data Origin
1	D-11		600	UNK	UNK	4	really rusty		stock	yes	none	TVA EIS Report
2	D-20		650	566	650	5	UNK		domestic	yes	quarterly	Well Completion Report
12	D-7		805	UNK	UNK	5	okay ltl rusty		stock	yes	water level	TVA EIS Report
13	D-6		625	580	625	5	UNK		domestic	no	quarterly	Well Completion Report
14	D-5		470	UNK	UNK	4	fairly rusty		none	no	none	TVA EIS Report
16	D-1		330	UNK	UNK	5	UNK		domestic	no	quarterly	TVA EIS Report
38	B-4		494	UNK	UNK	4	slightly rusty		stock	yes	water level	Well Completion Report
42	D-8		600	UNK	UNK	5	UNK		domestic	yes	quarterly	TVA EIS Report
51	D-9		550	UNK	UNK	10	UNK		other	yes	none	TVA EIS Report
61	D-12		525	UNK	UNK	5	UNK		stock	no	none	TVA EIS Report
96			560	UNK	UNK	5	UNK		domestic	yes	none	TVA Data
115			UNK	UNK	UNK	UNK	okay		domestic	yes	none	Well Completion Report
135			360	UNK	UNK	UNK	UNK		domestic	no	none	TVA Data
139			620	UNK	UNK	UNK	UNK		stock	yes	none	TVA Data
147	DPZ -8 LAK, 6S 1E17CAC		750	UNK	UNK	1	okay		monitor	no	none	USGS
510	D-14, 7S 1E12DD		540	300	520	5	PVC		stock	yes	none	Well Completion Report
602	BPZ 14 LAK		UNK	UNK	UNK	1	okay		monitor	UNK	none	Well Completion Report
608	BPZ 18 LAK		UNK	UNK	UNK	1	okay		monitor	UNK	water level	TVA Data
609	BPZ 20 LAK, 6S 1E29ABDC		1000	903	966	4	good capped		monitor	no	water level	Well Completion Report
611	Dewey TVA Pump Well		815	695	800	UNK	UNK		pump test well	no	none	Well Completion Report
612	DPZ 2 LK, 6S 1E20AB		UNK	UNK	UNK	4	okay		monitor	no	none	USGS
615	DPZ 1 LK		800	712	800	4	okay		monitor	no	monthly	Well Completion Report
616	DPZ 5 LK		795	735	835	4	okay		monitor	no	none	Well Completion Report
617	DPZ 6 LK, 6S 1E20AC		810	715	810	4	okay		monitor	no	none	Well Completion Report
619	D-4, Daniels West 1, MET		280	UNK	UNK	4	ok ltl rust		stock	no	quarterly	TVA EIS Report
620	Spencer Mine Well		UNK	UNK	UNK	UNK	good		stock	no	none	GPS



**POWERTECH (USA) INC.**

Well ID	Name Other	Date Drilled	Depth, ft	Depth to Top Screen, ft	Depth to Bottom Screen, ft	Casing Diameter, in	Casing Condition (Surface Observation)	Cement Condition	Use Type	Flowing Artesian	Water Quality Sampling Frequency	Data Origin
623	DPZ 4 L, 6S 1E20AA(2)		765	714	780	4	okay		monitor	no	none	Well Completion Report
626	BPZ 22 LAK		640	UNK	UNK	4	UNK		UNK	no	none	TVA Data
643	BPZ 16 LAK		UNK	UNK	UNK	1	okay		monitor	UNK	none	Well Completion Report
650	Daniels Bennet Canyon		UNK	UNK	UNK	4	rusty		stock	no	quarterly	GPS
680	DB07-11-11C		436	426	436	6	new PVC		pump test well	no	monthly	Well Completion Report
682	DB07-11-2		460	450	460	4	new PVC		monitor	no	once	Well Completion Report
684	DB07-11-14C		423	413	423	4	new pvc		monitor	no	once	Well Completion Report
686	DB07-11-15		428	418	428	4	new PVC		monitor	no	once	Well Completion Report
689	DB07-32-10,		730	715	730	6	UNK		monitor	yes	monthly	Well Completion Report
692	DB08-11-19		327	325	335	6	new pvc		monitor	no	once	Well Completion Report
696	DB08-15-03		587	572	587	6	new pvc		monitor	yes	monthly	Well Completion Report
697	DB08-32-12		682	667	682	6	new pvc		monitor	yes	monthly	Well Completion Report
3026	DB08-01-06		196	166	196	6	new		monitor	no	monthly	Well Completion Report
7002	D-26, 7S		500	UNK	UNK	6	poor		stock	yes	quarterly	TVA EIS Report
8002	D-28, 8S		500	UNK	UNK	6	poor		stock	yes	water level	TVA EIS Report




**POWERTECH (USA) INC.**

**Known Sundance or Unkpapa Aquifer Wells at the Dewey-Burdock Uranium ISR Project**

Well ID	Name Other	Date Drilled	Depth, ft	Depth to Top Screen, ft	Depth to Bottom Screen, ft	Casing Diameter, in	Casing Condition (Surface Observation)	Cement Condition	Use Type	Flowing Artesian	Water Quality Sampling Frequency	Data Origin
635	7S 1E14BAAC		880	666	780	6	leaky	UNK	stock	yes	quarterly	well completion report
114	E-2		365	UNK	UNK	UNK	UNK	UNK	stock	no	none	TVA EIS Report
690	DB08-11-18		623	621	631	6	new pvc		monitor	yes	once	well completion report
704	DB08-05-01		955	915	955	6	new		other	yes	none	well completion report
693	DB07-32-11		910	910	930	6	new pvc		monitor	yes	once	well completion report
703	DB08-01-07		525	475	525	6	new		other	no	none	well completion report





**POWERTECH (USA) INC.**

## Groundwater Quality


### Additional Water Quality Data and Statistics by Well

Analyte	Well #2			
	9/26/2007 12:46	11/12/2007 9:25	2/12/2008 10:21	5/30/2008 15:21
A/C Balance ( $\pm 5$ ) (%)	-2.46	0.663	-2.6	3.25
Alkalinity-Total as CaCO <sub>3</sub> (mg/L)	214	208	88	212
Aluminum-Dissolved (mg/L)	<0.1	<0.1	<0.1	<0.1
Ammonia (mg/L)	<0.1	0.4	0.8	0.3
Anions (meq/L)	16.7	16.5	53.3	16.6
Antimony-Total (mg/L)			<0.003	<0.003
Arsenic-Dissolved (mg/L)	<0.001	<0.001	<0.001	<0.001
Arsenic-Total (mg/L)			<0.001	0.004
Barium-Dissolved (mg/L)	<0.1	<0.1	<0.1	<0.1
Barium-Total (mg/L)			<0.1	<0.1
Beryllium-Total (mg/L)			<0.001	<0.001
Bicarbonate as HCO <sub>3</sub> (mg/L)	261	254	107	258
Boron-Dissolved (mg/L)	<0.1	<0.1	0.7	0.1
Boron-Total (mg/L)			0.6	<0.1
Cadmium-Dissolved (mg/L)	<0.01	<0.005	<0.005	<0.005
Cadmium-Total (mg/L)			<0.005	<0.005
Calcium-Dissolved (mg/L)	48.5	51.7	241	57.8
Carbonate as CO <sub>3</sub> (mg/L)	<5	<5	<5	<5
Cations (meq/L)	15.9	16.7	50.6	17.7
Chloride (mg/L)	10	11	26	9
Chromium-Dissolved (mg/L)	<0.05	<0.05	<0.05	<0.05
Chromium-Total (mg/L)			<0.05	<0.05
Conductivity @ 25 C (umhos/cm)	1570	1500	4400	1670
Copper-Dissolved (mg/L)	<0.01	<0.01	<0.01	<0.01
Copper-Total (mg/L)			<0.01	<0.01
Fluoride (mg/L)	0.2	0.2	0.4	0.3
Gross Alpha-Dissolved (pCi/L)	1.4	8.7	3.5	8.2
Gross Beta-Dissolved (pCi/L)	9.3	12.4	14.4	10.3
Gross Gamma-Dissolved (pCi/L)	<20	260	<20	
Iron-Dissolved (mg/L)	<0.03	<0.03	<0.03	<0.03
Iron-Total (mg/L)			1.32	1.54
Lead 210-Dissolved (pCi/L)	<1	<1	<1	3.1
Lead 210-Suspended (pCi/L)	<1	<1	<1	1.4
Lead 210-Total (pCi/L)	<1			
Lead-Dissolved (mg/L)	<0.05	<0.001	<0.001	<0.001
Lead-Total (mg/L)			<0.001	<0.001
Magnesium-Dissolved (mg/L)	15.8	16.6	87	19
Manganese-Dissolved (mg/L)	0.08	0.08	0.07	0.08
Manganese-Total (mg/L)			0.06	0.09
Mercury-Dissolved (mg/L)	<0.0002	<0.001	<0.001	<0.001
Mercury-Total (mg/L)	<0.001	<0.001	<0.001	<0.0001



**POWERTECH (USA) INC.**

Well #2				
Analyte	9/26/2007 12:46	11/12/2007 9:25	2/12/2008 10:21	5/30/2008 15:21
Molybdenum-Dissolved (mg/L)	<0.1	<0.1	<0.1	<0.1
Molybdenum-Total (mg/L)			0.02	<0.1
Nickel-Dissolved (mg/L)	<0.05	<0.05	<0.05	<0.05
Nickel-Total (mg/L)			<0.05	<0.05
Nitrogen, Nitrate as N (mg/L)	<0.1	<0.1	<0.1	<0.1
Nitrogen, Nitrite as N (mg/L)	<0.1	<0.1	<0.1	<0.1
Oxidation-Reduction Potential (mV)		140	120	190
pH	7.91	7.85	7.94	7.92
Polonium 210-Dissolved (pCi/L)	<1	2	2.7	0.1
Polonium 210-Suspended (pCi/L)	<1	<1	<1	
Polonium 210-Total (pCi/L)	<1			
Potassium-Dissolved (mg/L)	11.5	11.4	7.8	11
Radium 226-Dissolved (pCi/L)	<0.2	1.3	1.1	2.1
Radium 226-Suspended (pCi/L)	2.2	<0.2	0.7	0.2
Radium 226-Total (pCi/L)	2.2			
Radon 222-Total (pCi/L)		674	908	727
Selenium-Dissolved (mg/L)	<0.001	<0.001	<0.001	<0.001
Selenium-IV-Dissolved (mg/L)		<0.001	0.001	<0.001
Selenium-Total (mg/L)			0.002	<0.001
Selenium-VI-Dissolved (mg/L)		<0.001	0.001	<0.001
Silica-Dissolved (mg/L)	8	8.1	10.2	4.3
Silver-Dissolved (mg/L)	<0.01	<0.005	<0.005	<0.005
Silver-Total (mg/L)			<0.005	<0.005
Sodium Adsorption Ratio (SAR) (meq/L)		8.8	10	8.7
Sodium-Dissolved (mg/L)	273	286	716	297
Solids-Total Dissolved Calculated (mg/L)	1070	1090	3600	1110
Solids-Total Dissolved TDS @ 180 C (mg/L)	1100	1100	3700	1100
Strontium-Total (mg/L)			5.7	1.8
Sulfate (mg/L)	583	577	2440	579
TDS Balance (0.80 - 1.20) (dec.%)	1	0.97	1.02	0.96
Thallium-Total (mg/L)			<0.001	<0.001
Thorium 230-Dissolved (pCi/L)	<0.2	<0.2	<0.2	
Thorium 230-Suspended (pCi/L)	<0.2	<0.2	<0.2	0.1
Thorium 230-Total (pCi/L)	<0.2			
Thorium 232-Dissolved (pCi/L)	<0.001	<0.005	<0.005	<0.005
Uranium-Dissolved (mg/L)	<0.0003	<0.0003	0.0004	<0.0003
Uranium-Suspended (mg/L)	0.0003	<0.0003	<0.0003	<0.0003
Uranium-Total (mg/L)	0.0004		<0.0005	<0.0003
Vanadium-Dissolved (mg/L)	<0.1	<0.1	<0.1	<0.1
Zinc-Dissolved (mg/L)	<0.01	<0.01	<0.01	<0.01
Zinc-Total (mg/L)			<0.01	<0.01




POWERTECH (USA) INC.

Well#2								
Analyte	Mean	StdDev	Q1	Media n	Q3	Minimu m	Maximu m	n
A/C Balance (± 5) (%)	0.2867 5	2.7979 02 61.717	-2.565	- 0.8985	2.6032 5	-2.6	3.25	4
Alkalinity-Total as CaCO <sub>3</sub> (mg/L)	180.5	1	118	210	213.5	88	214	4
Aluminum-Dissolved (mg/L)	0.05		0.05	0.05	0.05	0.05	0.05	4
Ammonia (mg/L)	0.3875	0.3119 16 18.350	0.1125	0.35	0.7	0.05	0.8	4
Anions (meq/L)	25.775	18	16.525	16.65	44.15	16.5	53.3	4
Antimony-Total (mg/L)	0.0015			0.0015		0.0015	0.0015	2
Arsenic-Dissolved (mg/L)	0.0006 25	0.0002 5	0.0005	0.0005	0.0008 75	0.0005	0.001	4
Arsenic-Total (mg/L)	0.0022 5	0.0024 75		0.0022 5		0.0005	0.004	2
Barium-Dissolved (mg/L)	0.05		0.05	0.05	0.05	0.05	0.05	4
Barium-Total (mg/L)	0.05			0.05		0.05	0.05	2
Beryllium-Total (mg/L)	0.0005			0.0005		0.0005	0.0005	2
Bicarbonate as HCO <sub>3</sub> (mg/L)	220	75.387 89 0.3175	143.75	256	260.25	107	261	4
Boron-Dissolved (mg/L)	0.225	43 0.3889	0.05	0.075	0.55	0.05	0.7	4
Boron-Total (mg/L)	0.325 0.0031	09 0.0012		0.325	0.0043	0.05	0.6	2
Cadmium-Dissolved (mg/L)	25	5	0.0025	0.0025	75	0.0025	0.005	4
Cadmium-Total (mg/L)	0.0025			0.0025		0.0025	0.0025	2
Calcium-Dissolved (mg/L)	99.75	94.245 65	49.3	54.75	195.2	48.5	241	4
Carbonate as CO <sub>3</sub> (mg/L)	2.5		2.5	2.5	2.5	2.5	2.5	4
Cation/Anion Balance (%)								
Cations (meq/L)	25.225	16.932 69 8.0415	16.1	17.2	42.375	15.9	50.6	4
Chloride (mg/L)	14	59	9.25	10.5	22.25	9	26	4
Chromium-Dissolved (mg/L)	0.025		0.025	0.025	0.025	0.025	0.025	4
Chromium-Total (mg/L)	0.025			0.025		0.025	0.025	2
Conductivity @ 25°C (umhos/cm)	2285	1411.7 25	1517.5	1620	3717.5	1500	4400	4
Copper-Dissolved (mg/L)	0.005		0.005	0.005	0.005	0.005	0.005	4
Copper-Total (mg/L)	0.005			0.005		0.005	0.005	2
Fluoride (mg/L)	0.275	0.0957 43 3.5744	0.2	0.25	0.375	0.2	0.4	4
Gross Alpha-Dissolved (pCi/L)	5.45	46 2.2700	1.925	5.85	8.575	1.4	8.7	4
Gross Beta-Dissolved (pCi/L)	11.6	95 126.75	9.55	11.35	13.9	9.3	14.4	4
Gross Gamma-Dissolved (pCi/L)	70	44	2.5	10	197.5		260	4
Iron-Dissolved (mg/L)	0.015		0.015	0.015	0.015	0.015	0.015	4
Iron-Total (mg/L)	1.43 0.0066	0.1555 63 0.0122		1.43	0.0188	1.32	1.54	2
Lead-Dissolved (mg/L)	25	5	0.0005	0.0005	75	0.0005	0.025	4
Lead-Total (mg/L)	0.0005			0.0005		0.0005	0.0005	2
Lead 210-Dissolved (pCi/L)	1.15	1.3	0.5	0.5	2.45	0.5	3.1	4
Lead 210-Suspended (pCi/L)	0.725	0.45	0.5	0.5	1.175	0.5	1.4	4




POWERTECH (USA) Inc.

Well#2								
Analyte	Mean	StDev	Q1	Media n	Q3	Minimu m	Maximu m	n
Lead 210-Total (pCi/L)	0.5	34.959		0.5		0.5	0.5	1
Magnesium-Dissolved (mg/L)	34.6	79	16	17.8	70	15.8	87	4
Manganese-Dissolved (mg/L)	0.0775	0.005	0.0725	0.08	0.08	0.07	0.08	4
Manganese-Total (mg/L)	0.075	0.0212		0.075		0.06	0.09	2
Mercury-Dissolved (mg/L)	0.0004	13		0.0005	0.0005	0.0001	0.0005	4
Mercury-Total (mg/L)	0.0003	0.0002	0.0001					
Molybdenum-Dissolved (mg/L)	88	25	63	0.0005	0.0005	0.00005	0.0005	4
Molybdenum-Total (mg/L)	0.05	0.05	0.05	0.05	0.05	0.05	0.05	4
Nickel-Dissolved (mg/L)	0.035	0.0212		0.035		0.02	0.05	2
Nickel-Total (mg/L)	0.025	13	0.025	0.025	0.025	0.025	0.025	4
Nitrogen, Nitrate as N (mg/L)	0.025			0.025		0.025	0.025	2
Nitrogen, Nitrite as N (mg/L)	0.05		0.05	0.05	0.05	0.05	0.05	4
Oxidation-Reduction Potential (mV)	0.05		0.05	0.05	0.05	0.05	0.05	4
pH	150	36.055	120	140	190	120	190	3
Polonium 210-Dissolved (pCi/L)	7.905	51	7.865	7.915	7.935	7.85	7.94	4
Polonium 210-Suspended (pCi/L)	1.325	0.0387						
Polonium 210-Total (pCi/L)	0.375	3	0.2	1.25	2.525	0.1	2.7	4
Potassium-Dissolved (mg/L)	0.5	1.2284	0.125	0.5	0.5		0.5	4
Radium 226-Dissolved (pCi/L)	10.425	81	8.6	11.2	11.475	7.8	11.5	4
Radium 226-Suspended (pCi/L)	1.15	0.8225	0.35	1.2	1.9	0.1	2.1	4
Radium 226-Total (pCi/L)	0.8	98	0.125	0.45	1.825	0.1	2.2	4
Radium 226 (pCi/L)	2.2	0.9695		2.2		2.2	2.2	1
Radon 222-Total (pCi/L)	769.66	122.69						
Selenium-Dissolved (mg/L)	67	61	674	727	908	674	908	3
Selenium-IV-Dissolved (mg/L)	0.0005	0.0002	0.0005	0.0005	0.0005	0.0005	0.0005	4
Selenium-VI-Dissolved (mg/L)	0.0006	89	0.0005	0.0005	0.001	0.0005	0.001	3
Silica-Dissolved (mg/L)	67	0.0010		0.0012				
Silver-Dissolved (mg/L)	0.0012	61		5		0.0005	0.002	2
Sodium-Dissolved (mg/L)	5	0.0002	0.0005	0.0005	0.001	0.0005	0.001	3
Sodium Adsorption Ratio (SAR)	0.0006	89	0.0005	0.0005	0.001	0.0005	0.001	3
Solids-Total Dissolved Calculated (mg/L)	67	2.4528	5.225	8.05	9.675	4.3	10.2	4
Solids-Total Dissolved TDS @ 180 C (mg/L)	1717.5	0.0031	0.0025	0.0025	0.0043	0.0025	0.005	4
Strontium-Total (mg/L)	3.75	5	0.0025	0.0025	75	0.0025	0.005	4
Sulfate (mg/L)	1044.7	215.55		0.0025		0.0025	0.0025	2
	5	66	276.25	291.5	611.25	273	716	4
	9.1666	0.7234						
	67	18	8.7	8.8	10	8.7	10	3
	1717.5	1255.1	1075	1100	2977.5	1070	3600	4
	1750	06	1100	1100	3050	1100	3700	4
	3.75	1300		3.75		1.8	5.7	2
	1044.7	2.7577			1975.7			
	5	16	577.5	581	5	577	2440	4




**POWERTECH (USA) INC.**

Well #2								
Analyte	Mean	StDev	Q1	Median	Q3	Minimum	Maximum	n
TDS Balance (0.80 - 1.20) (dec.%)	0.9875	0.0275 38	0.9625	0.985	1.015	0.96	1.02	4
Thallium-Total (mg/L)	0.0005			0.0005		0.0005	0.0005	2
Thorium 230-Dissolved (pCi/L)	0.075	0.05	0.025	0.1	0.1		0.1	4
Thorium 230-Suspended (pCi/L)	0.1		0.1	0.1	0.1	0.1	0.1	4
Thorium 230-Total (pCi/L)	0.1			0.1		0.1	0.1	1
Thorium 232-Dissolved (pCi/L)	0.002	0.001	0.001	0.0025	0.0025	0.0005	0.0025	4
Uranium-Dissolved (mg/L)	0.0002	0.0001	0.0001	0.0001	0.0003			
	13	25	5	5	38	0.00015	0.0004	4
Uranium-Suspended (mg/L)	0.0001	0.0000	0.0001	0.0001	0.0002			
	88	75	5	5	63	0.00015	0.0003	4
Uranium-Total (mg/L)	0.0002	0.0001	0.0001	0.0002				
	67	26	5	5	0.0004	0.00015	0.0004	3
Vanadium-Dissolved (mg/L)	0.05		0.05	0.05	0.05	0.05	0.05	4
Zinc-Dissolved (mg/L)	0.005		0.005	0.005	0.005	0.005	0.005	4
Zinc-Total (mg/L)	0.005			0.005		0.005	0.005	2




**POWERTECH (USA) INC.**

Well #7					
Analyte	10/3/2006 11:12	9/28/2007 17:28	11/12/2007 8:20	2/20/2008 8:45	5/29/2008 11:10
A/C Balance (± 5) (%)		-3.73	1.13	-2.5	8.11
Actinium 228-Dissolved (pCi/L)	<20				
Alkalinity-Total as CaCO <sub>3</sub> (mg/L)	170	176	170	170	170
Aluminum-Dissolved (mg/L)	<0.1	<0.1	<0.1	<0.1	<0.1
Americium 241-Dissolved (pCi/L)	<20				
Ammonia (mg/L)	0.4	0.3	0.4	0.3	0.3
Anions (meq/L)		14.1	15.6	15.9	14.4
Antimony-Total (mg/L)				<0.003	<0.003
Arsenic-Dissolved (mg/L)	<0.01	<0.001	<0.001	<0.001	<0.001
Arsenic-Total (mg/L)				<0.001	0.003
Barium 133-Dissolved (pCi/L)	<20				
Barium-Dissolved (mg/L)	<0.1	<0.1	<0.1	<0.1	<0.1
Barium-Total (mg/L)				<0.1	<0.1
Beryllium-Total (mg/L)				<0.001	<0.001
Bicarbonate as HCO <sub>3</sub> (mg/L)	210	215	207	207	207
Bismuth 212-Dissolved (pCi/L)	<20				
Bismuth 214-Dissolved (pCi/L)	300				
Bismuth precision (±) (pCi/L)	18				
Boron-Dissolved (mg/L)	<0.1	<0.1	<0.1	<0.1	<0.1
Boron-Total (mg/L)				<0.1	<0.1
Cadmium-Dissolved (mg/L)	<0.001	<0.005	<0.005	<0.005	<0.005
Cadmium-Total (mg/L)				<0.005	<0.005
Calcium-Dissolved (mg/L)	37	30	36	32.9	42.1
Carbonate as CO <sub>3</sub> (mg/L)	<5	<5	<5	<5	<5
Cations (meq/L)		13	15.9	15.1	17
Cesium 134-Dissolved (pCi/L)	<20				
Cesium 137-Dissolved (pCi/L)	<20				
Chloride (mg/L)	13	12	12	11	11
Chromium-Dissolved (mg/L)	<0.01	<0.05	<0.05	<0.05	<0.05
Chromium-Total (mg/L)				<0.05	<0.05
Cobalt 60-Dissolved (pCi/L)	<20				
Conductivity @ 25 C (umhos/cm)	1530	1490	1440	1600	1650
Copper-Dissolved (mg/L)	<0.01	<0.01	<0.01	<0.01	<0.01
Copper-Total (mg/L)				<0.01	<0.01
Fluoride (mg/L)	0.37	0.3	0.4	0.3	0.4
Gross Alpha precision (±) (pCi/L)	0.8				
Gross Alpha-Dissolved (pCi/L)	17	4.4	7.2	15.5	3.3
Gross Beta precision (±) (pCi/L)	1.6				
Gross Beta-Dissolved (pCi/L)	16	5	14.9	10.1	9.6
Gross Gamma-Dissolved (pCi/L)	<20	1200	130	77	
Iodine 125-Dissolved (pCi/L)	<20				
Iron-Dissolved (mg/L)	<0.03	<0.03	<0.03	<0.03	<0.03
Iron-Total (mg/L)				0.41	0.41
Lead 210-Dissolved (pCi/L)		<1	<1	24	0.5
Lead 210-Suspended (pCi/L)		<1	<1	<1	-7.4



**POWERTECH (USA) INC.**

Analyte	Well #7				
	10/3/2006 11:12	9/28/2007 17:28	11/12/2007 8:20	2/20/2008 8:45	5/29/2008 11:10
Lead 210-Total (pCi/L)		<1			
Lead 212-Dissolved (pCi/L)	<20				
Lead 214 precision (±) (pCi/L)	30				
Lead 214-Dissolved (pCi/L)	350				
Lead-Dissolved (mg/L)	<0.01	<0.001	<0.001	<0.001	<0.001
Lead-Total (mg/L)				<0.001	<0.001
Magnesium-Dissolved (mg/L)	16	11.5	15.3	14	18.2
Manganese 54-Dissolved (pCi/L)	<20				
Manganese-Dissolved (mg/L)	0.03	0.03	0.03	0.03	0.03
Manganese-Total (mg/L)				0.03	0.03
Mercury-Dissolved (mg/L)		<0.001	<0.001	<0.001	<0.001
Mercury-Total (mg/L)	<0.001	<0.0002	<0.001	<0.001	<0.0001
Molybdenum-Dissolved (mg/L)	<0.005	<0.1	<0.1	<0.1	<0.1
Molybdenum-Total (mg/L)				<0.01	<0.1
Nickel-Dissolved (mg/L)	<0.01	<0.05	<0.05	<0.05	<0.05
Nickel-Total (mg/L)				<0.05	<0.05
Nitrogen, Nitrate as N (mg/L)		<0.1	0.1	<0.1	<0.1
Nitrogen, Nitrite as N (mg/L)	<0.1	<0.1	<0.1	<0.1	<0.1
Non-polar organic materials (SGT-HEM) (mg/l)	<5				
Oxidation-Reduction Potential (mV)			210	180	210
pH	8.08	8.13	8.05	8.14	8.17
Polonium 210-Dissolved (pCi/L)		<1	2.1	<1	
Polonium 210-Suspended (pCi/L)		<1	<1	<1	-0.1
Polonium 210-Total (pCi/L)		<1			
Potassium 40-Dissolved (pCi/L)	<20				
Potassium-Dissolved (mg/L)	10	11	11.1	10.8	11
Radium 223-Dissolved (pCi/L)	<20				
Radium 224-Dissolved (pCi/L)	<20				
Radium 226 precision (±) (pCi/L)	0.6				
Radium 226-Dissolved (pCi/L)	2.6	0.6	1.1	0.7	0.9
Radium 226-Suspended (pCi/L)		<0.2	<0.2	<0.9	-0.3
Radium 226-Total (pCi/L)		<0.2			
Radium 228-Dissolved (pCi/L)	<1				
Radon 222-Total (pCi/L)			206	242	451
Selenium-Dissolved (mg/L)	<0.005	<0.001	<0.001	<0.001	<0.001
Selenium-IV-Dissolved (mg/L)			<0.001	<0.001	<0.001
Selenium-Total (mg/L)				<0.001	<0.001
Selenium-VI-Dissolved (mg/L)			<0.001	<0.001	<0.001
Silica-Dissolved (mg/L)	7	7.5	7.8	7.5	4.1
Silver-Dissolved (mg/L)	<0.005	<0.005	<0.005	<0.005	<0.005
Silver-Total (mg/L)				<0.005	<0.005
Sodium Adsorption Ratio (SAR) (meq/L)			10	10	9.7
Sodium-Dissolved (mg/L)	270	237	289	276	300
Solids-Total Dissolved Calculated (mg/L)		896	1040	1050	1010
Solids-Total Dissolved TDS @ 180 C	1000	1000	1000	990	960



**POWERTECH (USA) INC.**

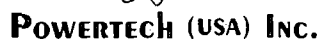
Well #7					
Analyte	10/3/2006 11:12	9/28/2007 17:28	11/12/2007 8:20	2/20/2008 8:45	5/29/2008 11:10
(mg/L)					
Strontium-Total (mg/L)				1	1.1
Sulfate (mg/L)	546	586	567	583	514
TDS Balance (0.80 - 1.20) (dec.%)		1.16	0.98	0.94	0.95
Thallium 208-Dissolved (pCi/L)	<20				
Thallium-Total (mg/L)				<0.001	<0.001
Thorium 228-Dissolved (pCi/L)	<20				
Thorium 230-Dissolved (pCi/L)		<0.2	<0.2	<0.2	
Thorium 230-Suspended (pCi/L)		<0.2	<0.2	0.2	0.2
Thorium 230-Total (pCi/L)		<0.2			
Thorium 232-Dissolved (pCi/L)		<0.005	<0.005	<0.005	<0.005
Thorium 234-Dissolved (pCi/L)	<20				
Uranium 238-Dissolved (pCi/L)	<20				
Uranium-Dissolved (mg/L)	<0.001	<0.0003	<0.0003	<0.0003	<0.0003
Uranium-Suspended (mg/L)		<0.0003	<0.0003	<0.0003	<0.0003
Uranium-Total (mg/L)				<0.0003	<0.0003
Vanadium-Dissolved (mg/L)	<0.1	<0.1	<0.1	<0.1	<0.1
Water Temperature (lab, deg F)	48				
Zinc 65-Dissolved (pCi/L)	<20				
Zinc-Dissolved (mg/L)	<0.01	<0.01	<0.01	<0.01	<0.01
Zinc-Total (mg/L)				<0.01	<0.01





POWERTECH (USA) INC.

Well #7								
Analyte	Mean	StDev	Q1	Media n	Q3	Minimum	Maximum	n
A/C Balance (± 5) (%)	0.7525	5.32124 3	3.4225	-0.685	6.365	-3.73	8.11	4
Alkalinity-Total as CaCO <sub>3</sub> (mg/L)	171.5	3	170	170	174.5	170	176	4
Aluminum-Dissolved (mg/L)	0.05		0.05	0.05	0.05	0.05	0.05	4
Ammonia (mg/L)	0.325	0.05 0.88317	0.3	0.3	0.375	0.3	0.4	4
Anions (meq/L)	15	6	14.175	15	15.825	14.1	15.9	4
Antimony-Total (mg/L)	0.0015			0.0015		0.0015	0.0015	2
Arsenic-Dissolved (mg/L)	0.0005		0.0005	0.0005	0.0005	0.0005	0.0005	4
Arsenic-Total (mg/L)	0.00175	0.00176 8		0.0017		0.0005	0.003	2
Barium-Dissolved (mg/L)	0.05		0.05	0.05	0.05	0.05	0.05	4
Barium-Total (mg/L)	0.05			0.05		0.05	0.05	2
Beryllium-Total (mg/L)	0.0005			0.0005		0.0005	0.0005	2
Bicarbonate as HCO <sub>3</sub> (mg/L)	209	4	207	207	213	207	215	4
Boron-Dissolved (mg/L)	0.05		0.05	0.05	0.05	0.05	0.05	4
Boron-Total (mg/L)	0.05			0.05		0.05	0.05	2
Cadmium-Dissolved (mg/L)	0.0025		0.0025	0.0025	0.0025	0.0025	0.0025	4
Cadmium-Total (mg/L)	0.0025			0.0025		0.0025	0.0025	2
Calcium-Dissolved (mg/L)	35.25	5.18234 2	30.725	34.45	40.575	30	42.1	4
Carbonate as CO <sub>3</sub> (mg/L)	2.5		2.5	2.5	2.5	2.5	2.5	4
Cation/Anion Balance (%)								
Cations (meq/L)	15.25	1.69016 8	13.525	15.5	16.725	13	17	4
Chloride (mg/L)	11.5	0.57735	11	11.5	12	11	12	4
Chromium-Dissolved (mg/L)	0.025		0.025	0.025	0.025	0.025	0.025	4
Chromium-Total (mg/L)	0.025			0.025		0.025	0.025	2
Conductivity @ 25 C (umhos/cm)	1545	96.7815 4	1452.5	1545	1637.5	1440	1650	4
Copper-Dissolved (mg/L)	0.005		0.005	0.005	0.005	0.005	0.005	4
Copper-Total (mg/L)	0.005			0.005		0.005	0.005	2
Fluoride (mg/L)	0.35	0.05773 5	0.3	0.35	0.4	0.3	0.4	4
Gross Alpha-Dissolved (pCi/L)	7.6	5.51664 1	3.575	5.8	13.425	3.3	15.5	4
Gross Beta-Dissolved (pCi/L)	9.9	4.04722 1	6.15	9.85	13.7	5	14.9	4
Gross Gamma-Dissolved (pCi/L)	351.75	568.013 1	19.25	103.5	932.5		1200	4
Iron-Dissolved (mg/L)	0.015		0.015	0.015	0.015	0.015	0.015	4
Iron-Total (mg/L)	0.41			0.41		0.41	0.41	2
Lead-Dissolved (mg/L)	0.0005		0.0005	0.0005	0.0005	0.0005	0.0005	4
Lead-Total (mg/L)	0.0005			0.0005		0.0005	0.0005	2
Lead 210-Dissolved (pCi/L)	6.375	11.75	0.5	0.5	18.125	0.5	24	4
Lead 210-Suspended (pCi/L)	-1.475	3.95	-5.425	0.5	0.5	-7.4	0.5	4
Lead 210-Total (pCi/L)	0.5			0.5		0.5	0.5	1
Magnesium-Dissolved (mg/L)	14.75	2.78866 8	12.125	14.65	17.475	11.5	18.2	4
Manganese-Dissolved (mg/L)	0.03		0.03	0.03	0.03	0.03	0.03	4
Manganese-Total (mg/L)	0.03			0.03		0.03	0.03	2

37




**POWERTECH (USA) INC.**

Well #7								
Analyte	Mean	StDev	Q1	Median	Q3	Minimum	Maximum	n
Uranium-Dissolved (mg/L)	0.00015		0.00015	0.00015	0.00015	0.00015	0.00015	4
Uranium-Suspended (mg/L)	0.00015		0.00015	0.00015	0.00015	0.00015	0.00015	4
Uranium-Total (mg/L)	0.00015			0.00015		0.00015	0.00015	2
Vanadium-Dissolved (mg/L)	0.05		0.05	0.05	0.05	0.05	0.05	4
Zinc-Dissolved (mg/L)	0.005		0.005	0.005	0.005	0.005	0.005	4
Zinc-Total (mg/L)	0.005			0.005		0.005	0.005	2




**POWERTECH (USA) INC.**

Analyte	Well #8				
	9/26/2007 14:33	11/27/2007 16:30	11/27/2007 16:40	2/5/2008 10:20	5/29/2008 11:41
A/C Balance (± 5) (%)	-2.44	-3.23	-4.83	5.03	5.33
Alkalinity-Total as CaCO <sub>3</sub> (mg/L)	168	178	156	166	164
Aluminum-Dissolved (mg/L)	<0.1	<0.1	<0.1	<0.1	<0.1
Ammonia (mg/L)	<0.1	0.2	0.3	0.3	0.2
Anions (meq/L)	15	14.8	15.4	13.1	14.3
Antimony-Total (mg/L)				<0.003	<0.003
Arsenic-Dissolved (mg/L)	0.001	<0.001	<0.001	<0.001	0.001
Arsenic-Total (mg/L)				<0.001	0.003
Barium-Dissolved (mg/L)	<0.1	<0.1	<0.1	<0.1	<0.1
Barium-Total (mg/L)				<0.1	<0.1
Beryllium-Total (mg/L)				<0.001	<0.001
Bicarbonate as HCO <sub>3</sub> (mg/L)	205	217	190	202	200
Boron-Dissolved (mg/L)	<0.1	<0.1	<0.1	0.1	<0.1
Boron-Total (mg/L)				<0.1	<0.1
Cadmium-Dissolved (mg/L)	<0.01	<0.005	<0.005	<0.005	<0.005
Cadmium-Total (mg/L)				<0.005	<0.005
Calcium-Dissolved (mg/L)	48.5	56.4	55.1	52.6	58.9
Carbonate as CO <sub>3</sub> (mg/L)	<5	<5	<5	<5	<5
Cations (meq/L)	14.3	13.9	13.9	14.5	15.9
Chloride (mg/L)	13	12	12	12	11
Chromium-Dissolved (mg/L)	<0.05	<0.05	<0.05	<0.05	<0.05
Chromium-Total (mg/L)				<0.05	<0.05
Conductivity @ 25 C (umhos/cm)	1420	1420	1420	1430	1560
Copper-Dissolved (mg/L)	<0.01	<0.01	<0.01	<0.01	<0.01
Copper-Total (mg/L)				<0.01	<0.01
Fluoride (mg/L)	0.4	0.4	0.4	0.5	0.4
Gross Alpha-Dissolved (pCi/L)	5	8.7	9	5.4	3.2
Gross Beta-Dissolved (pCi/L)	15.9	25	29.1	21	16.2
Gross Gamma-Dissolved (pCi/L)	650	970	1200	<20	
Iron-Dissolved (mg/L)	<0.03	<0.03	<0.03	<0.03	<0.03
Iron-Total (mg/L)				0.21	0.23
Lead 210-Dissolved (pCi/L)	<1	4	<1	3	0.8
Lead 210-Suspended (pCi/L)	<1	<1	<1	1.9	4.9
Lead 210-Total (pCi/L)	<1				
Lead-Dissolved (mg/L)	<0.05	<0.001	<0.001	<0.001	<0.001
Lead-Total (mg/L)				<0.001	<0.001
Magnesium-Dissolved (mg/L)	21.2	24.6	24.5	22.6	26.3
Manganese-Dissolved (mg/L)	0.08	0.11	0.11	0.08	0.09
Manganese-Total (mg/L)				0.08	0.09
Mercury-Dissolved (mg/L)	<0.0002	<0.001	<0.001	<0.001	<0.001
Mercury-Total (mg/L)	<0.001	<0.001	<0.001	<0.001	<0.0001
Molybdenum-Dissolved (mg/L)	<0.1	<0.1	<0.1	<0.1	<0.1
Molybdenum-Total (mg/L)				<0.01	<0.1
Nickel-Dissolved (mg/L)	<0.05	<0.05	<0.05	<0.05	<0.05
Nickel-Total (mg/L)				<0.05	<0.05



**POWERTECH (USA) INC.**

<b>Well #8</b>					
<b>Analyte</b>	<b>9/26/2007 14:33</b>	<b>11/27/2007 16:30</b>	<b>11/27/2007 16:40</b>	<b>2/5/2008 10:20</b>	<b>5/29/2008 11:41</b>
Nitrogen, Nitrate as N (mg/L)	<0.1	<0.1	<0.1	<0.1	<0.1
Nitrogen, Nitrite as N (mg/L)	<0.1	<0.1	<0.1	<0.1	<0.1
Oxidation-Reduction Potential (mV)		150	150	220	210
pH	7.93	7.95	7.94	7.94	7.97
Polonium 210-Dissolved (pCi/L)	<1	<1	<1	1.6	-0.2
Polonium 210-Suspended (pCi/L)	<1	<1	<1	<1	-0.1
Polonium 210-Total (pCi/L)	<1				
Potassium-Dissolved (mg/L)	14.2	15.7	15.2	14.7	13.7
Radium 226-Dissolved (pCi/L)	<0.2	2.7	1.9	1.5	1.2
Radium 226-Suspended (pCi/L)	3.5	<0.2	<0.2	2.8	-0.4
Radium 226-Total (pCi/L)	3.5				
Radon 222-Total (pCi/L)		123	197	329	514
Selenium-Dissolved (mg/L)	<0.001	<0.001	<0.001	0.002	<0.001
Selenium-IV-Dissolved (mg/L)		<0.001	<0.001	<0.001	<0.001
Selenium-Total (mg/L)				<0.001	<0.001
Selenium-VI-Dissolved (mg/L)		<0.001	<0.001	0.001	<0.001
Silica-Dissolved (mg/L)	6.9	6.7	6.6	7.3	3.5
Silver-Dissolved (mg/L)	<0.01	<0.005	<0.005	<0.005	<0.005
Silver-Total (mg/L)				<0.005	<0.005
Sodium Adsorption Ratio (SAR) (meq/L)		5.6	5.7	6.4	6.5
Sodium-Dissolved (mg/L)	224	199	201	222	240
Solids-Total Dissolved Calculated (mg/L)	962	939	973	879	973
Solids-Total Dissolved TDS @ 180 C (mg/L)	960	1000	1100	1000	940
Strontium-Total (mg/L)				1.6	1.6
Sulfate (mg/L)	540	594	570	455	514
TDS Balance (0.80 - 1.20) (dec.%)	1	1.12	1.09	1.15	0.97
Thallium-Total (mg/L)				<0.001	<0.001
Thorium 230-Dissolved (pCi/L)	<0.2	<0.2	<0.2	<0.2	0.1
Thorium 230-Suspended (pCi/L)	<0.2	<0.2	<0.2	<0.2	
Thorium 230-Total (pCi/L)	<0.2				
Thorium 232-Dissolved (pCi/L)	<0.001	<0.005	<0.005	<0.005	<0.005
Uranium-Dissolved (mg/L)	<0.0003	0.0003	<0.0003	<0.0003	<0.0003
Uranium-Suspended (mg/L)	<0.0003	<0.0003	<0.0003	<0.0003	<0.0003
Uranium-Total (mg/L)	<0.0003			<0.0003	<0.0003
Vanadium-Dissolved (mg/L)	<0.1	<0.1	<0.1	<0.1	0.1
Zinc-Dissolved (mg/L)	<0.01	0.02	0.01	0.02	<0.01
Zinc-Total (mg/L)				<0.01	<0.01




POWERTECH (USA) INC.

Well#8								
Analyte	Mean	StDev	Q1	Media n	Q3	Minimu m	Maximu m	n
AC Balance ( $\pm 5$ ) (%)	-0.028	4.83273 4	-4.03	-2.44	5.18	-4.83	5.33	5
Alkalinity-Total as CaCO <sub>3</sub> (mg/L)	166.4	7.92464 5	160	166	173	156	178	5
Aluminum-Dissolved (mg/L)	0.05		0.05	0.05	0.05	0.05	0.05	5
Ammonia (mg/L)	0.21	0.10247	0.125	0.2	0.3	0.05	0.3	5
Anions (meq/L)	14.52	0.88713	13.7	14.8	15.2	13.1	15.4	5
Antimony-Total (mg/L)	0.0015			0.0015		0.0015	0.0015	2
Arsenic-Dissolved (mg/L)	0.0007	0.00027 4	0.0005	0.0005	0.001	0.0005	0.001	5
Arsenic-Total (mg/L)	0.00175	0.00176 8		0.0017 5		0.0005	0.003	2
Barium-Dissolved (mg/L)	0.05		0.05	0.05	0.05	0.05	0.05	5
Barium-Total (mg/L)	0.05			0.05		0.05	0.05	2
Beryllium-Total (mg/L)	0.0005			0.0005		0.0005	0.0005	2
Bicarbonate as HCO <sub>3</sub> (mg/L)	202.8	9.73139 3	195	202	211	190	217	5
Boron-Dissolved (mg/L)	0.06	0.02236 1	0.05	0.05	0.075	0.05	0.1	5
Boron-Total (mg/L)	0.05			0.05		0.05	0.05	2
Cadmium-Dissolved (mg/L)	0.003	0.00111 8	0.0025	0.0025	0.00375	0.0025	0.005	5
Cadmium-Total (mg/L)	0.0025			0.0025		0.0025	0.0025	2
Calcium-Dissolved (mg/L)	54.3	3.96042 9	50.55	55.1	57.65	48.5	58.9	5
Carbonate as CO <sub>3</sub> (mg/L)	2.5		2.5	2.5	2.5	2.5	2.5	5
Cation/Anion Balance (%)								
Cations (meq/L)	14.5	0.82462 1	13.9	14.3	15.2	13.9	15.9	5
Chloride (mg/L)	12	0.70710 7	11.5	12	12.5	11	13	5
Chromium-Dissolved (mg/L)	0.025		0.025	0.025	0.025	0.025	0.025	5
Chromium-Total (mg/L)	0.025			0.025		0.025	0.025	2
Conductivity @ 25 C (umhos/cm)	1450	61.6441 4	1420	1420	1495	1420	1560	5
Copper-Dissolved (mg/L)	0.005		0.005	0.005	0.005	0.005	0.005	5
Copper-Total (mg/L)	0.005			0.005		0.005	0.005	2
Fluoride (mg/L)	0.42	0.04472 1	0.4	0.4	0.45	0.4	0.5	5
Gross Alpha-Dissolved (pCi/L)	6.26	2.50758 8	4.1	5.4	8.85	3.2	9	5
Gross Beta-Dissolved (pCi/L)	21.44	5.69412	16.05	21	27.05	15.9	29.1	5
Gross Gamma-Dissolved (pCi/L)	566	548.115	5	650	1085		1200	5
Iron-Dissolved (mg/L)	0.015		0.015	0.015	0.015	0.015	0.015	5
Iron-Total (mg/L)	0.22	0.01414 2		0.22		0.21	0.23	2
Lead-Dissolved (mg/L)	0.0054	0.01095 7	0.0005	0.0005	0.01275	0.0005	0.025	5
Lead-Total (mg/L)	0.0005			0.0005		0.0005	0.0005	2
Lead 210-Dissolved (pCi/L)	1.76	1.63187 1.90997	0.5	0.8	3.5	0.5	4	5
Lead 210-Suspended (pCi/L)	1.66	4	0.5	0.5	3.4	0.5	4.9	5
Lead 210-Total (pCi/L)	0.5			0.5		0.5	0.5	1
Magnesium-Dissolved (mg/L)	23.84	1.97306 9	21.9	24.5	25.45	21.2	26.3	5



**POWERTECH (USA) INC.**


Well #8								
Analyte	Mean	StDev	Q1	Median	Q3	Minimum	Maximum	n
Manganese-Dissolved (mg/L)	0.094	0.01516 6	0.08	0.09	0.11	0.08	0.11	5
Manganese-Total (mg/L)	0.085	0.00707 1		0.085		0.08	0.09	2
Mercury-Dissolved (mg/L)	0.00042	0.00017 9	0.0003	0.0005	0.0005	0.0001	0.0005	5
Mercury-Total (mg/L)	0.00035	0.00023 2	0.0000	0.0005	0.0005	0.00005	0.0005	6
Molybdenum-Dissolved (mg/L)	0.05		0.05	0.05	0.05	0.05	0.05	5
Molybdenum-Total (mg/L)	0.0275	0.03182		0.0275		0.005	0.05	2
Nickel-Dissolved (mg/L)	0.025		0.025	0.025	0.025	0.025	0.025	5
Nickel-Total (mg/L)	0.025			0.025		0.025	0.025	2
Nitrogen, Nitrate as N (mg/L)	0.05		0.05	0.05	0.05	0.05	0.05	5
Nitrogen, Nitrite as N (mg/L)	0.05		0.05	0.05	0.05	0.05	0.05	5
Oxidation-Reduction Potential (mV)	182.5	37.7491 7	150	180	217.5	150	220	4
pH	7.946	0.01516 6	7.935	7.94	7.96	7.93	7.97	5
Polonium 210-Dissolved (pCi/L)	0.58	0.64575 5	0.15	0.5	1.05	-0.2	1.6	5
Polonium 210-Suspended (pCi/L)	0.38	0.26832 8	0.2	0.5	0.5	-0.1	0.5	5
Polonium 210-Total (pCi/L)	0.5			0.5		0.5	0.5	1
Potassium-Dissolved (mg/L)	14.7	0.79056 9	13.95	14.7	15.45	13.7	15.7	5
Radium 226-Dissolved (pCi/L)	1.48	0.95498 7	0.65	1.5	2.3	0.1	2.7	5
Radium 226-Suspended (pCi/L)	1.22	1.79081	-0.15	0.1	3.15	-0.4	3.5	5
Radium 226-Total (pCi/L)	3.5			3.5		3.5	3.5	1
Radium 226 (pCi/L)								
Radon 222-Total (pCi/L)	290.75	171.496 1	141.5	263	467.75	123	514	4
Selenium-Dissolved (mg/L)	0.0008	0.00067 1	0.0005	0.0005	0.00125	0.0005	0.002	5
Selenium-IV-Dissolved (mg/L)	0.0005		0.0005	0.0005	0.0005	0.0005	0.0005	4
Selenium-Total (mg/L)	0.0005			0.0005		0.0005	0.0005	2
Selenium-VI-Dissolved (mg/L)	0.00062	0.00025 5	0.0005	0.0005	0.00087 5	0.0005	0.001	4
Silica-Dissolved (mg/L)	6.2	1.53297 1	5.05	6.7	7.1	3.5	7.3	5
Silver-Dissolved (mg/L)	0.003	0.00111 8	0.0025	0.0025	0.00375	0.0025	0.005	5
Silver-Total (mg/L)	0.0025			0.0025		0.0025	0.0025	2
Sodium-Dissolved (mg/L)	217.2	17.1959 3	200	222	232	199	240	5
Sodium Adsorption Ratio (SAR) (meq/L)	6.05	0.46547 5	5.625	6.05	6.475	5.6	6.5	4
Solids-Total Dissolved Calculated (mg/L)	945.2	39.5246 8	909	962	973	879	973	5
Solids-Total Dissolved TDS @ 180 C (mg/L)	1000	61.6441 4	950	1000	1050	940	1100	5
Strontium-Total (mg/L)	1.6			1.6		1.6	1.6	2
Sulfate (mg/L)	534.6	53.7847 6	484.5	540	582	455	594	5
TDS Balance (0.80 - 1.20) (dec.%)	1.066	0.07765 3	0.985	1.09	1.135	0.97	1.15	5
Thallium-Total (mg/L)	0.0005			0.0005		0.0005	0.0005	2
Thorium 230-Dissolved (pCi/L)	0.1		0.1	0.1	0.1	0.1	0.1	5



**POWERTECH (USA) INC.**

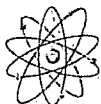
Well #8								
Analyte	Mean	StDev	Q1	Median	Q3	Minimum	Maximum	n
Thorium 230-Suspended (pCi/L)	0.08	0.04472 1	0.05	0.1	0.1		0.1	5
Thorium 230-Total (pCi/L)	0.1			0.1		0.1	0.1	1
Thorium 232-Dissolved (pCi/L)	0.0021	0.00089 4	0.0015	0.0025	0.0025	0.0005	0.0025	5
Uranium-Dissolved (mg/L)	0.00018	6.71E- 05	0.0001 5	0.0001 5	0.00022 5	0.00015	0.0003	5
Uranium-Suspended (mg/L)	0.00015		0.0001 5	0.0001 5	0.00015	0.00015	0.00015	5
Uranium-Total (mg/L)	0.00015		0.0001 5	0.0001 5	0.00015	0.00015	0.00015	3
Vanadium-Dissolved (mg/L)	0.06	0.02236 1	0.05	0.05	0.075	0.05	0.1	5
Zinc-Dissolved (mg/L)	0.012	0.00758 3	0.005	0.01	0.02	0.005	0.02	5
Zinc-Total (mg/L)	0.005			0.005		0.005	0.005	2






**POWERTECH (USA) INC.**

Analyte	Well #13				
	10/3/2006 11:36	9/27/2007 15:45	11/12/2007 12:15	2/20/2008 14:41	5/19/2008 12:20
A/C Balance (± 5) (%)		-1.26	-3.53	-4.96	6.97
Actinium 228-Dissolved (pCi/L)	<20				
Alkalinity-Total as CaCO <sub>3</sub> (mg/L)	170	168	142	160	156
Aluminum-Dissolved (mg/L)	<0.1	<0.1	<0.1	<0.1	<0.1
Americium 241-Dissolved (pCi/L)	<20				
Ammonia (mg/L)	0.2	0.6	0.1	<0.1	<0.1
Anions (meq/L)		12.3	14	13.9	12.6
Antimony-Total (mg/L)				<0.003	<0.003
Arsenic-Dissolved (mg/L)	<0.01	<0.001	<0.001	<0.001	<0.001
Arsenic-Total (mg/L)				<0.001	0.001
Barium 133-Dissolved (pCi/L)	<20				
Barium-Dissolved (mg/L)	<0.1	<0.1	<0.1	<0.1	<0.1
Barium-Total (mg/L)				<0.1	<0.1
Beryllium-Total (mg/L)				<0.001	<0.001
Bicarbonate as HCO <sub>3</sub> (mg/L)	200	205	173	195	190
Bismuth 212-Dissolved (pCi/L)	<20				
Bismuth 214-Dissolved (pCi/L)	<20				
Boron-Dissolved (mg/L)	<0.1	<0.1	<0.1	<0.1	<0.1
Boron-Total (mg/L)				<0.1	<0.1
Cadmium-Dissolved (mg/L)	<0.001	<0.005	<0.005	<0.005	<0.005
Cadmium-Total (mg/L)				<0.005	<0.001
Calcium-Dissolved (mg/L)	61	57.4	61.3	58	72.4
Carbonate as CO <sub>3</sub> (mg/L)	<5	<5	<5	<5	<5
Cations (meq/L)		12	13.1	12.6	14.5
Cesium 134-Dissolved (pCi/L)	<20				
Cesium 137-Dissolved (pCi/L)	<20				
Chloride (mg/L)	11	11	11	10	10
Chromium-Dissolved (mg/L)	<0.01	<0.05	<0.05	<0.05	<0.05
Chromium-Total (mg/L)				<0.05	<0.05
Cobalt 60-Dissolved (pCi/L)	<20				
Conductivity @ 25 C (umhos/cm)	1290	1280	1140	1330	1420
Copper-Dissolved (mg/L)	<0.01	<0.01	<0.01	<0.01	<0.01
Copper-Total (mg/L)				<0.01	<0.01
Fluoride (mg/L)	0.43	0.4	0.4	0.5	0.5
Gross Alpha precision (±) (pCi/L)	0.7				
Gross Alpha-Dissolved (pCi/L)	12	8.9	7.5	19.5	4.2
Gross Beta precision (±) (pCi/L)	1.7				
Gross Beta-Dissolved (pCi/L)	17	9.6	11.7	11.4	10.3
Gross Gamma-Dissolved (pCi/L)	<20	<20	4300	<20	
Iodine 125-Dissolved (pCi/L)	<20				
Iron-Dissolved (mg/L)	<0.03	<0.03	<0.03	<0.03	<0.03
Iron-Total (mg/L)				3.11	4.56
Lead 210-Dissolved (pCi/L)		<1	<1	4.7	4.1
Lead 210-Suspended (pCi/L)		<1	<1	<1	-0.2
Lead 210-Total (pCi/L)		<1			



**POWERTech (USA) Inc.**

Well #13					
Analyte	10/3/2006 11:36	9/27/2007 15:45	11/12/2007 12:15	2/20/2008 14:41	5/19/2008 12:20
Lead 212-Dissolved (pCi/L)	<20				
Lead 214-Dissolved (pCi/L)	<20				
Lead-Dissolved (mg/L)	<0.01	<0.001	<0.001	<0.001	<0.001
Lead-Total (mg/L)				<0.001	<0.001
Magnesium-Dissolved (mg/L)	22	21	25.1	22.4	29.5
Manganese 54-Dissolved (pCi/L)	<20				
Manganese-Dissolved (mg/L)	0.11	0.1	0.2	0.16	0.2
Manganese-Total (mg/L)				0.16	0.2
Mercury-Dissolved (mg/L)		<0.001	<0.001	<0.001	<0.001
Mercury-Total (mg/L)	<0.001	<0.0002	<0.001	<0.001	<0.0001
Molybdenum-Dissolved (mg/L)	<0.005	<0.1	<0.1	<0.1	<0.1
Molybdenum-Total (mg/L)				<0.01	<0.01
Nickel-Dissolved (mg/L)	<0.01	<0.05	<0.05	<0.05	<0.05
Nickel-Total (mg/L)				<0.05	<0.05
Nitrogen, Nitrate as N (mg/L)		<0.1	<0.1	<0.1	<0.1
Nitrogen, Nitrite as N (mg/L)	<0.1	<0.1	<0.1	<0.1	<0.1
Non-polar organic materials (SGT-HEM) (mg/l)	<5				
Oxidation-Reduction Potential (mV)			230	200	260
pH	7.93	7.83	7.75	8.05	7.96
Polonium 210-Dissolved (pCi/L)		<1	2.6	1.1	-0.6
Polonium 210-Suspended (pCi/L)		5.2	<1	<1	
Polonium 210-Total (pCi/L)		5.2			
Potassium 40-Dissolved (pCi/L)	<20				
Potassium-Dissolved (mg/L)	9	11.3	11.7	11.8	11.5
Radium 223-Dissolved (pCi/L)	<20				
Radium 224-Dissolved (pCi/L)	<20				
Radium 226 precision (±) (pCi/L)	0.5				
Radium 226-Dissolved (pCi/L)	2.1	1.8	1.6	1.1	1.6
Radium 226-Suspended (pCi/L)		<0.2	<0.2	1.6	0.01
Radium 226-Total (pCi/L)		1.1			
Radium 228-Dissolved (pCi/L)	<1				
Radon 222 precision (±) (pCi/L)	63.2				
Radon 222-Total (pCi/L)	335		305	258	412
Selenium-Dissolved (mg/L)	<0.005	<0.001	<0.001	<0.001	<0.005
Selenium-IV-Dissolved (mg/L)			<0.001	<0.001	<0.001
Selenium-Total (mg/L)				<0.001	<0.001
Selenium-VI-Dissolved (mg/L)			<0.001	<0.001	<0.001
Silica-Dissolved (mg/L)	7	7.7	6.2	6.5	3.6
Silver-Dissolved (mg/L)	<0.005	<0.005	<0.005	<0.005	<0.005
Silver-Total (mg/L)				<0.005	<0.005
Sodium Adsorption Ratio (SAR) (meq/L)			4.7	4.9	4.7
Sodium-Dissolved (mg/L)	180	163	175	173	188
Solids-Total Dissolved Calculated (mg/L)		781	898	888	857
Solids-Total Dissolved TDS @ 180 C (mg/L)	880	890	890	850	880



**POWERTECH (USA) Inc.**

Well #13					
Analyte	10/3/2006 11:36	9/27/2007 15:45	11/12/2007 12:15	2/20/2008 14:41	5/19/2008 12:20
Strontium-Total (mg/L)				1.5	1.7
Sulfate (mg/L)	460	488	520	499	442
TDS Balance (0.80 - 1.20) (dec.%)		1.14	0.99	0.96	1.02
Thallium 208-Dissolved (pCi/L)	<20				
Thallium-Total (mg/L)				<0.001	<0.001
Thorium 228-Dissolved (pCi/L)	<20				
Thorium 230-Dissolved (pCi/L)		0.4	<0.2	<0.2	
Thorium 230-Suspended (pCi/L)		<0.2	<0.2	0.4	0.2
Thorium 230-Total (pCi/L)		<0.2			
Thorium 232-Dissolved (pCi/L)		<0.005	<0.005	<0.005	<0.005
Thorium 234-Dissolved (pCi/L)	<20				
Uranium 238-Dissolved (pCi/L)	<20				
Uranium-Dissolved (mg/L)	<0.001	<0.0003	<0.0003	<0.0003	<0.0003
Uranium-Suspended (mg/L)		<0.0003	<0.0003	<0.0003	<0.0003
Uranium-Total (mg/L)				<0.0003	<0.0003
Vanadium-Dissolved (mg/L)	<0.1	<0.1	<0.1	<0.1	<0.1
Water Temperature (lab, deg F)	51				
Zinc 65-Dissolved (pCi/L)	<20				
Zinc-Dissolved (mg/L)	<0.01	<0.01	0.04	<0.01	0.01
Zinc-Total (mg/L)				0.07	0.04



POWERTECH (USA) INC.

Well #13								
Analyte	Mean	StDev	Q1	Media n	Q3	Minimu m	Maximu m	n
A/C Balance ( $\pm 5$ ) (%)	-0.695	5.33225 7	-4.6025	-2.395	4.9125	-4.96	6.97	4
Alkalinity-Total as CaCO <sub>3</sub> (mg/L)	156.5	10.8781 1	145.5	158	166	142	168	4
Aluminum-Dissolved (mg/L)	0.05	0.26770 6	0.05	0.05	0.05	0.05	0.05	4
Ammonia (mg/L)	0.2	0.87559 5	0.05	0.075	0.475	0.05	0.6	4
Anions (meq/L)	13.2	5	12.375	13.25	13.975	12.3	14	4
Antimony-Total (mg/L)	0.0015			0.0015		0.0015	0.0015	2
Arsenic-Dissolved (mg/L)	0.0005		0.0005	0.0005	0.0005	0.0005	0.0005	4
Arsenic-Total (mg/L)	0.00075	0.00035 4		0.0007 5		0.0005	0.001	2
Barium-Dissolved (mg/L)	0.05		0.05	0.05	0.05	0.05	0.05	4
Barium-Total (mg/L)	0.05			0.05		0.05	0.05	2
Beryllium-Total (mg/L)	0.0005			0.0005		0.0005	0.0005	2
Bicarbonate as HCO <sub>3</sub> (mg/L)	190.75	13.3759 7	177.25	192.5	202.5	173	205	4
Boron-Dissolved (mg/L)	0.05		0.05	0.05	0.05	0.05	0.05	4
Boron-Total (mg/L)	0.05			0.05		0.05	0.05	2
Cadmium-Dissolved (mg/L)	0.0025		0.0025	0.0025	0.0025	0.0025	0.0025	4
Cadmium-Total (mg/L)	0.0015	0.00141 4		0.0015		0.0005	0.0025	2
Calcium-Dissolved (mg/L)	62.275	6.96437 4	57.55	59.65	69.625	57.4	72.4	4
Carbonate as CO <sub>3</sub> (mg/L)	2.5		2.5	2.5	2.5	2.5	2.5	4
Cation/Anion Balance (%)		1.06614 6						
Cations (meq/L)	13.05	6	12.15	12.85	14.15	12	14.5	4
Chloride (mg/L)	10.5	0.57735 10	10	10.5	11	10	11	4
Chromium-Dissolved (mg/L)	0.025		0.025	0.025	0.025	0.025	0.025	4
Chromium-Total (mg/L)	0.025			0.025		0.025	0.025	2
Conductivity @ 25 C (umhos/cm)	1292.5	117.011 4	1175	1305	1397.5	1140	1420	4
Copper-Dissolved (mg/L)	0.005		0.005	0.005	0.005	0.005	0.005	4
Copper-Total (mg/L)	0.005			0.005		0.005	0.005	2
Fluoride (mg/L)	0.45	0.05773 5	0.4	0.45	0.5	0.4	0.5	4
Gross Alpha-Dissolved (pCi/L)	10.025	6.61683 5	5.025	8.2	16.85	4.2	19.5	4
Gross Beta-Dissolved (pCi/L)	10.75	0.97467 9	9.775	10.85	11.625	9.6	11.7	4
Gross Gamma-Dissolved (pCi/L)	1080	2146.67 2	2.5	10	3227.5		4300	4
Iron-Dissolved (mg/L)	0.015		0.015	0.015	0.015	0.015	0.015	4
Iron-Total (mg/L)	3.835	1.02530 5		3.835		3.11	4.56	2
Lead-Dissolved (mg/L)	0.0005		0.0005	0.0005	0.0005	0.0005	0.0005	4
Lead-Total (mg/L)	0.0005			0.0005		0.0005	0.0005	2
Lead 210-Dissolved (pCi/L)	2.45	2.26495 0.35	0.5	2.3	4.55	0.5	4.7	4
Lead 210-Suspended (pCi/L)	0.325	0.35	-0.025	0.5	0.5	-0.2	0.5	4
Lead 210-Total (pCi/L)	0.5			0.5		0.5	0.5	1
Magnesium-Dissolved (mg/L)	24.5	3.74254 8	21.35	23.75	28.4	21	29.5	4




POWERTECH (USA) INC.

Well#13								
Analyte	Mean	StDev	Q1	Media n	Q3	Minimu m	Maximu m	n
Manganese-Dissolved (mg/L)	0.165	0.04725 8	0.115	0.18	0.2	0.1	0.2	4
Manganese-Total (mg/L)	0.18	0.02828 4		0.18		0.16	0.2	2
Mercury-Dissolved (mg/L)	0.0005		0.0005	0.0005	0.0005	0.0005	0.0005	4
Mercury-Total (mg/L)	0.00028	0.00024 8	6.25E- 05	0.0003	0.0005	0.00005	0.0005	4
Molybdenum-Dissolved (mg/L)	0.05		0.05	0.05	0.05	0.05	0.05	4
Molybdenum-Total (mg/L)	0.005			0.005		0.005	0.005	2
Nickel-Dissolved (mg/L)	0.025		0.025	0.025	0.025	0.025	0.025	4
Nickel-Total (mg/L)	0.025			0.025		0.025	0.025	2
Nitrogen, Nitrate as N (mg/L)	0.05		0.05	0.05	0.05	0.05	0.05	4
Nitrogen, Nitrite as N (mg/L)	0.05		0.05	0.05	0.05	0.05	0.05	4
Oxidation-Reduction Potential (mV)	230	30	200	230	260	200	260	3
pH	7.8975	0.13351 1.33416	7.77	7.895	8.0275	7.75	8.05	4
Polonium 210-Dissolved (pCi/L)	0.9	6 2.44472	-0.325	0.8	2.225	-0.6	2.6	4
Polonium 210-Suspended (pCi/L)	1.55	2	0.125	0.5	4.025		5.2	4
Polonium 210-Total (pCi/L)	5.2			5.2		5.2	5.2	1
Potassium-Dissolved (mg/L)	11.575	0.22173 6	11.35	11.6	11.775	11.3	11.8	4
Radium 226-Dissolved (pCi/L)	1.525	0.29860 8	1.225	1.6	1.75	1.1	1.8	4
Radium 226-Suspended (pCi/L)	0.4525	0.76617 6	0.0325	0.1	1.225	0.01	1.6	4
Radium 226-Total (pCi/L)	1.1			1.1		1.1	1.1	1
Radium 226 (pCi/L)		78.9240 1						
Radon 222-Total (pCi/L)	325	1	258	305	412	258	412	3
Selenium-Dissolved (mg/L)	0.001	0.001	0.0005	0.0005	0.002	0.0005	0.0025	4
Selenium-IV-Dissolved (mg/L)	0.0005		0.0005	0.0005	0.0005	0.0005	0.0005	3
Selenium-Total (mg/L)	0.0005			0.0005		0.0005	0.0005	2
Selenium-VI-Dissolved (mg/L)	0.0005		0.0005	0.0005	0.0005	0.0005	0.0005	3
Silica-Dissolved (mg/L)	6	1.72626 8	4.25	6.35	7.4	3.6	7.7	4
Silver-Dissolved (mg/L)	0.0025		0.0025	0.0025	0.0025	0.0025	0.0025	4
Silver-Total (mg/L)	0.0025			0.0025		0.0025	0.0025	2
Sodium-Dissolved (mg/L)	174.75	10.2753 8	165.5	174	184.75	163	188	4
Sodium Adsorption Ratio (SAR) (meq/L)	4.76666	7	4.7	4.7	4.9	4.7	4.9	3
Solids-Total Dissolved Calculated (mg/L)	856	52.9591 18.9296	800	872.5	895.5	781	898	4
Solids-Total Dissolved TDS @ 180 C (mg/L)	877.5	9	857.5	885	890	850	890	4
Strontium-Total (mg/L)	1.6	0.14142 1		1.6		1.5	1.7	2
Sulfate (mg/L)	487.25	32.9583 1	453.5	493.5	514.75	442	520	4
TDS Balance (0.80 - 1.20) (dec.%)	1.0275	0.07889 9	0.9675	1.005	1.11	0.96	1.14	4
Thallium-Total (mg/L)	0.0005			0.0005		0.0005	0.0005	2
Thorium 230-Dissolved (pCi/L)	0.15	0.17320 5	0.025	0.1	0.325		0.4	4
Thorium 230-Suspended (pCi/L)	0.2	0.14142 1	0.1	0.15	0.35	0.1	0.4	4




POWERTECH (USA) INC.

Well #13								
Analyte	Mean	StDev	Q1	Media n	Q3	Minimu m	Maximu m	n
Thorium 230-Total (pCi/L)	0.1			0.1		0.1	0.1	1
Thorium 232-Dissolved (pCi/L)	0.0025		0.0025 0.0001	0.0025 0.0001	0.0025 0.0001	0.0025	0.0025	4
Uranium-Dissolved (mg/L)	0.00015		5 0.0001	5 0.0001	5 0.0001	0.00015	0.00015	4
Uranium-Suspended (mg/L)	0.00015		5	5 0.0001	5	0.00015	0.00015	4
Uranium-Total (mg/L)	0.00015			5		0.00015	0.00015	2
Vanadium-Dissolved (mg/L)	0.05		0.05	0.05	0.05	0.05	0.05	4
Zinc-Dissolved (mg/L)	0.015	0.01683 3	0.005	0.0075	0.0325	0.005	0.04	4
Zinc-Total (mg/L)	0.055	0.02121 3		0.055		0.04	0.07	2



**POWERTECH (USA) INC.**


Analyte	Well #16				
	10/3/2006 12:00	9/27/2007 19:18	11/12/2007 16:05	3/30/2008 15:19	6/30/2008 13:45
A/C Balance (± 5) (%)		-2.85	-1.55	-2	4.63
Actinium 228-Dissolved (pCi/L)	<20				
Alkalinity-Total as CaCO <sub>3</sub> (mg/L)	160	158	148	148	150
Aluminum-Dissolved (mg/L)	<0.1	<0.1	<0.1	<0.1	<0.1
Americium 241-Dissolved (pCi/L)	<20				
Ammonia (mg/L)	<0.1	0.4	<0.1	<0.1	<0.1
Anions (meq/L)		11.8	11	12.5	11.5
Antimony-Total (mg/L)				<0.003	<0.003
Arsenic-Dissolved (mg/L)	<0.01	0.001	<0.001	<0.001	0.001
Arsenic-Total (mg/L)				0.004	<0.002
Barium 133-Dissolved (pCi/L)	<20				
Barium-Dissolved (mg/L)	<0.1	<0.1	<0.1	<0.1	<0.1
Barium-Total (mg/L)				<0.1	<0.1
Beryllium-Total (mg/L)				<0.001	<0.001
Bicarbonate as HCO <sub>3</sub> (mg/L)	200	193	180	180	183
Bismuth 212-Dissolved (pCi/L)	<20				
Bismuth 214-Dissolved (pCi/L)	770				
Bismuth precision (±) (pCi/L)	35				
Boron-Dissolved (mg/L)	0.12	<0.1	<0.1	<0.1	<0.1
Boron-Total (mg/L)				<0.1	<0.1
Cadmium-Dissolved (mg/L)	<0.001	<0.005	<0.005	<0.005	<0.005
Cadmium-Total (mg/L)				<0.005	<0.005
Calcium-Dissolved (mg/L)	140	108	103	113	125
Carbonate as CO <sub>3</sub> (mg/L)	<5	<5	<5	<5	<5
Cations (meq/L)		11.1	10.7	12	12.6
Cesium 134-Dissolved (pCi/L)	<20				
Cesium 137-Dissolved (pCi/L)	<20				
Chloride (mg/L)	6.2	5	5	5	4
Chromium-Dissolved (mg/L)	<0.01	<0.05	<0.05	<0.05	<0.05
Chromium-Total (mg/L)				<0.05	<0.05
Cobalt 60-Dissolved (pCi/L)	<20				
Conductivity @ 25 C (umhos/cm)	1260	1080	925	1050	1000
Copper-Dissolved (mg/L)	<0.01	<0.01	<0.01	<0.01	<0.01
Copper-Total (mg/L)				<0.01	<0.01
Fluoride (mg/L)	0.37	0.4	0.4	0.4	0.5
Gross Alpha precision (±) (pCi/L)	1.5				
Gross Alpha-Dissolved (pCi/L)	110	62.7	12.2	85.7	28.3
Gross Beta precision (±) (pCi/L)	2				
Gross Beta-Dissolved (pCi/L)	50	33.1	24	47.2	19.3
Gross Gamma precision (±) (pCi/L)	70				
Gross Gamma-Dissolved (pCi/L)	1600	<20	2300	600	760
Iodine 125-Dissolved (pCi/L)	<20				
Iron-Dissolved (mg/L)	<0.03	<0.03	<0.03	<0.03	<0.03
Iron-Total (mg/L)				0.25	0.26
Lead 210-Dissolved (pCi/L)		<1	2.2	-27	2



**POWERTECH (USA) INC.**


Well #16					
Analyte	10/3/2006 12:00	9/27/2007 19:18	11/12/2007 16:05	3/30/2008 15:19	6/30/2008 13:45
Lead 210-Suspended (pCi/L)		<1	1.2		-0.4
Lead 210-Total (pCi/L)		<1			
Lead 212-Dissolved (pCi/L)	<20				
Lead 214 precision (±) (pCi/L)	35				
Lead 214-Dissolved (pCi/L)	810				
Lead-Dissolved (mg/L)	<0.01	<0.001	<0.001	<0.001	<0.001
Lead-Total (mg/L)				<0.001	<0.003
Magnesium-Dissolved (mg/L)	55	40.7	39.4	46.8	47
Manganese 54-Dissolved (pCi/L)	<20				
Manganese-Dissolved (mg/L)	0.19	0.16	<0.01	0.13	0.14
Manganese-Total (mg/L)				0.14	0.13
Mercury-Dissolved (mg/L)		<0.001	<0.001	<0.001	<0.001
Mercury-Total (mg/L)	<0.001	<0.0002	<0.001	<0.001	<0.0002
Molybdenum-Dissolved (mg/L)	<0.005	<0.1	<0.1	<0.1	<0.1
Molybdenum-Total (mg/L)				<0.1	<0.1
Nickel-Dissolved (mg/L)	<0.01	<0.05	<0.05	<0.05	<0.05
Nickel-Total (mg/L)				<0.05	<0.05
Nitrogen, Nitrate as N (mg/L)		<0.1	0.2	<0.1	<0.1
Nitrogen, Nitrite as N (mg/L)	<0.1	<0.1	<0.1	<0.1	<0.1
Non-polar organic materials (SGT-HEM) (mg/l)	<5				
Oxidation-Reduction Potential (mV)			240	200	230
pH	7.44	7.43	7.48	7.57	7.38
Polonium 210-Dissolved (pCi/L)		<1	<1	0.2	
Polonium 210-Suspended (pCi/L)		<1	<1	0.8	
Polonium 210-Total (pCi/L)		<1			
Potassium 40-Dissolved (pCi/L)	<20				
Potassium-Dissolved (mg/L)	16	16.6	16	15.1	16.7
Radium 223-Dissolved (pCi/L)	<20				
Radium 224-Dissolved (pCi/L)	<20				
Radium 226 precision (±) (pCi/L)	2.5				
Radium 226-Dissolved (pCi/L)	33.6	26.2	8.1	15.3	6.4
Radium 226-Suspended (pCi/L)		<0.2	<0.2	1.4	-0.3
Radium 226-Total (pCi/L)		17.4			
Radium 228-Dissolved (pCi/L)	<1				
Radon 222 precision (±) (pCi/L)	252				
Radon 222-Total (pCi/L)	39000		1090	28200	3150
Selenium-Dissolved (mg/L)	<0.005	<0.001	<0.001	<0.001	<0.001
Selenium-IV-Dissolved (mg/L)			<0.001	<0.001	<0.001
Selenium-Total (mg/L)				<0.001	0.002
Selenium-VI-Dissolved (mg/L)			<0.001	<0.001	<0.001
Silica-Dissolved (mg/L)	7	7.3	6.5	7	3.9
Silver-Dissolved (mg/L)	<0.005	<0.005	<0.005	<0.005	<0.005
Silver-Total (mg/L)				<0.005	<0.005
Sodium Adsorption Ratio (SAR) (meq/L)			0.94	0.96	0.93
Sodium-Dissolved (mg/L)	53	44	44.1	48	48






**POWERTECH (USA) INC.**

Well #16					
Analyte	10/3/2006 12:00	9/27/2007 19:18	11/12/2007 16:05	3/30/2008 15:19	6/30/2008 13:45
Solids-Total Dissolved Calculated (mg/L)		715	686	786	743
Solids-Total Dissolved TDS @ 180 C (mg/L)	940	810	760	780	780
Strontium-Total (mg/L)				2.7	2.7
Sulfate (mg/L)	522	448	428	449	401
TDS Balance (0.80 - 1.20) (dec.%)		1.14	1.11	0.99	1.04
Thallium 208-Dissolved (pCi/L)	<20				
Thallium-Total (mg/L)				<0.001	<0.001
Thorium 228-Dissolved (pCi/L)	<20				
Thorium 230-Dissolved (pCi/L)		0.3	<0.2	0.2	
Thorium 230-Suspended (pCi/L)		<0.2	<0.2	0.1	
Thorium 230-Total (pCi/L)		<0.2			
Thorium 232-Dissolved (pCi/L)		<0.005	<0.005	<0.005	<0.005
Thorium 234-Dissolved (pCi/L)	<20				
Uranium 238-Dissolved (pCi/L)	<20				
Uranium-Dissolved (mg/L)	0.002	0.0021	0.0007	0.0007	<0.0003
Uranium-Suspended (mg/L)		<0.0003	<0.0003	<0.0003	<0.0003
Uranium-Total (mg/L)				0.0007	<0.0003
Vanadium-Dissolved (mg/L)	<0.1	<0.1	<0.1	<0.1	<0.1
Water Temperature (lab, deg F)	52				
Zinc 65-Dissolved (pCi/L)	<20				
Zinc-Dissolved (mg/L)	0.04	0.04	0.06	0.01	0.02
Zinc-Total (mg/L)				0.02	<0.03




POWERTECH (USA) INC.

Well #16								
Analyte	Mean	StDev	Q1	Median	Q3	Minimum	Maximum	n
A/C Balance ( $\pm 5$ ) (%)	-0.4425	3.424358	-2.6375	-1.775	3.085	-2.85	4.63	4
Alkalinity-Total as CaCO <sub>3</sub> (mg/L)	151	4.760952	148	149	156	148	158	4
Aluminum-Dissolved (mg/L)	0.05		0.05	0.05	0.05	0.05	0.05	4
Ammonia (mg/L)	0.1375	0.175	0.05	0.05	0.3125	0.05	0.4	4
Anions (meq/L)	11.7	0.627163	11.125	11.65	12.325	11	12.5	4
Antimony-Total (mg/L)	0.0015			0.0015		0.0015	0.0015	2
Arsenic-Dissolved (mg/L)	0.00075	0.000289	0.0005	0.00075	0.001	0.0005	0.001	4
Arsenic-Total (mg/L)	0.0025	0.002121		0.0025		0.001	0.004	2
Barium-Dissolved (mg/L)	0.05		0.05	0.05	0.05	0.05	0.05	4
Barium-Total (mg/L)	0.05			0.05		0.05	0.05	2
Beryllium-Total (mg/L)	0.0005			0.0005		0.0005	0.0005	2
Bicarbonate as HCO <sub>3</sub> (mg/L)	184	6.164414	180	181.5	190.5	180	193	4
Boron-Dissolved (mg/L)	0.05		0.05	0.05	0.05	0.05	0.05	4
Boron-Total (mg/L)	0.05			0.05		0.05	0.05	2
Cadmium-Dissolved (mg/L)	0.0025		0.0025	0.0025	0.0025	0.0025	0.0025	4
Cadmium-Total (mg/L)	0.0025			0.0025		0.0025	0.0025	2
Calcium-Dissolved (mg/L)	112.25	9.429563	104.25	110.5	122	103	125	4
Carbonate as CO <sub>3</sub> (mg/L)	2.5		2.5	2.5	2.5	2.5	2.5	4
Cation/Anion Balance (%)								
Cations (meq/L)	11.6	0.860233	10.8	11.55	12.45	10.7	12.6	4
Chloride (mg/L)	4.75	0.5	4.25	5	5	4	5	4
Chromium-Dissolved (mg/L)	0.025		0.025	0.025	0.025	0.025	0.025	4
Chromium-Total (mg/L)	0.025			0.025		0.025	0.025	2
Conductivity @ 25 C (umhos/cm)	1013.75	67.74646	943.75	1025	1072.5	925	1080	4
Copper-Dissolved (mg/L)	0.005		0.005	0.005	0.005	0.005	0.005	4
Copper-Total (mg/L)	0.005			0.005		0.005	0.005	2
Fluoride (mg/L)	0.425	0.05	0.4	0.4	0.475	0.4	0.5	4
Gross Alpha-Dissolved (pCi/L)	47.225	33.1899	16.225	45.5	79.95	12.2	85.7	4
Gross Beta-Dissolved (pCi/L)	30.9	12.28414	20.475	28.55	43.675	19.3	47.2	4
Gross Gamma-Dissolved (pCi/L)	917.5	976.469	157.5	680	1915	10	2300	4
Iron-Dissolved (mg/L)	0.015		0.015	0.015	0.015	0.015	0.015	4
Iron-Total (mg/L)	0.255	0.007071		0.255		0.25	0.26	2
Lead-Dissolved (mg/L)	0.0005		0.0005	0.0005	0.0005	0.0005	0.0005	4
Lead-Total (mg/L)	0.001	0.000707		0.001		0.0005	0.0015	2
Lead 210-Dissolved (pCi/L)	-5.575	14.30347	-20.125	1.25	2.15	-27	2.2	4
Lead 210-Suspended (pCi/L)	0.325	0.689807	-0.3	0.25	1.025	-0.4	1.2	4
Lead 210-Total (pCi/L)	0.5			0.5		0.5	0.5	1
Magnesium-Dissolved (mg/L)	43.475	3.991136	39.725	43.75	46.95	39.4	47	4
Manganese-Dissolved (mg/L)	0.10875	0.070282	0.03625	0.135	0.155	0.005	0.16	4
Manganese-Total (mg/L)	0.135	0.007071		0.135		0.13	0.14	2
Mercury-Dissolved (mg/L)	0.0005		0.0005	0.0005	0.0005	0.0005	0.0005	4
Mercury-Total (mg/L)	0.0003	0.000231	0.0001	0.0003	0.0005	0.0001	0.0005	4
Molybdenum-Dissolved (mg/L)	0.05		0.05	0.05	0.05	0.05	0.05	4
Molybdenum-Total (mg/L)	0.05			0.05		0.05	0.05	2
Nickel-Dissolved (mg/L)	0.025		0.025	0.025	0.025	0.025	0.025	4
Nickel-Total (mg/L)	0.025			0.025		0.025	0.025	2




POWERTech (USA) Inc.

Well#16								
Analyte	Mean	StDev	Q1	Median	Q3	Minimum	Maximum	n
Nitrogen, Nitrate as N (mg/L)	0.0875	0.075	0.05	0.05	0.1625	0.05	0.2	4
Nitrogen, Nitrite as N (mg/L)	0.05		0.05	0.05	0.05	0.05	0.05	4
Oxidation-Reduction Potential (mV)	223.3333	20.81666	200	230	240	200	240	3
pH	7.465	0.081035	7.3925	7.455	7.5475	7.38	7.57	4
Polonium 210-Dissolved (pCi/L)	0.3	0.244949	0.05	0.35	0.5		0.5	4
Polonium 210-Suspended (pCi/L)	0.45	0.331662	0.125	0.5	0.725		0.8	4
Polonium 210-Total (pCi/L)	0.5			0.5		0.5	0.5	1
Potassium-Dissolved (mg/L)	16.1	0.734847	15.325	16.3	16.675	15.1	16.7	4
Radium 226-Dissolved (pCi/L)	14	9.001852	6.825	11.7	23.475	6.4	26.2	4
Radium 226-Suspended (pCi/L)	0.325	0.741058	-0.2	0.1	1.075	-0.3	1.4	4
Radium 226-Total (pCi/L)	17.4			17.4		17.4	17.4	1
Radium 226 (pCi/L)								
Radon 222-Total (pCi/L)	10813.33	15092.48	1090	3150	28200	1090	28200	3
Selenium-Dissolved (mg/L)	0.0005		0.0005	0.0005	0.0005	0.0005	0.0005	4
Selenium-IV-Dissolved (mg/L)	0.0005		0.0005	0.0005	0.0005	0.0005	0.0005	3
Selenium-Total (mg/L)	0.00125	0.001061		0.00125		0.0005	0.002	2
Selenium-VI-Dissolved (mg/L)	0.0005		0.0005	0.0005	0.0005	0.0005	0.0005	3
Silica-Dissolved (mg/L)	6.175	1.552149	4.55	6.75	7.225	3.9	7.3	4
Silver-Dissolved (mg/L)	0.0025		0.0025	0.0025	0.0025	0.0025	0.0025	4
Silver-Total (mg/L)	0.0025			0.0025		0.0025	0.0025	2
Sodium-Dissolved (mg/L)	46.025	2.280899	44.025	46.05	48	44	48	4
Sodium Adsorption Ratio (SAR) (meq/L)	0.943333	0.015275	0.93	0.94	0.96	0.93	0.96	3
Solids-Total, Dissolved Calculated (mg/L)	732.5	42.58717	693.25	729	775.25	686	786	4
Solids-Total Dissolved TDS @ 180 C (mg/L)	782.5	20.61553	765	780	802.5	760	810	4
Strontium-Total (mg/L)	2.7			2.7		2.7	2.7	2
Sulfate (mg/L)	431.5	22.51666	407.75	438	448.75	401	449	4
TDS Balance (0.80 - 1.20) (dec.%)	1.07	0.067823	1.0025	1.075	1.1325	0.99	1.14	4
Thallium-Total (mg/L)	0.0005			0.0005		0.0005	0.0005	2
Thorium 230-Dissolved (pCi/L)	0.15	0.129099	0.025	0.15	0.275		0.3	4
Thorium 230-Suspended (pCi/L)	0.075	0.05	0.025	0.1	0.1		0.1	4
Thorium 230-Total (pCi/L)	0.1			0.1		0.1	0.1	1
Thorium 232-Dissolved (pCi/L)	0.0025		0.0025	0.0025	0.0025	0.0025	0.0025	4
Uranium-Dissolved (mg/L)	0.000913	0.000833	0.000288	0.0007	0.00175	0.00015	0.0021	4
Uranium-Suspended (mg/L)	0.00015		0.00015	0.00015	0.00015	0.00015	0.00015	4
Uranium-Total (mg/L)	0.000425	0.000389		0.000425		0.00015	0.0007	2
Vanadium-Dissolved (mg/L)	0.05		0.05	0.05	0.05	0.05	0.05	4
Zinc-Dissolved (mg/L)	0.0325	0.022174	0.0125	0.03	0.055	0.01	0.06	4
Zinc-Total (mg/L)	0.0175	0.003536		0.0175		0.015	0.02	2



**POWERTECH (USA) Inc.**

Well #18						
Analyte	10/3/2006 10:07	9/26/2007 10:39	11/12/2007 10:15	11/12/2007 10:20	2/12/2008 11:08	5/30/2008 11:12
A/C Balance (± 5) (%)		0.211	-0.239	-0.843	-1.77	5.45
Actinium 228-Dissolved (pCi/L)	<20					
Alkalinity-Total as CaCO <sub>3</sub> (mg/L)	180	184	176	172	180	180
Aluminum-Dissolved (mg/L)	<0.1	<0.1	<0.1	<0.1	<0.1	<0.1
Americium 241-Dissolved (pCi/L)	<20					
Ammonia (mg/L)	0.2	0.2	0.2	0.2	0.2	0.1
Anions (meq/L)		14.7	15	15	15.2	14.2
Antimony-Total (mg/L)					<0.003	<0.003
Arsenic-Dissolved (mg/L)	<0.01	0.002	0.001	0.001	0.001	0.001
Arsenic-Total (mg/L)					0.002	0.003
Barium 133-Dissolved (pCi/L)	<20					
Barium-Dissolved (mg/L)	<0.1	<0.1	<0.1	<0.1	<0.1	<0.1
Barium-Total (mg/L)					<0.1	<0.1
Beryllium-Total (mg/L)					<0.001	<0.001
Bicarbonate as HCO <sub>3</sub> (mg/L)	220	224	215	210	219	219
Bismuth 212-Dissolved (pCi/L)	<20					
Bismuth 214-Dissolved (pCi/L)	<20					
Boron-Dissolved (mg/L)	<0.1	<0.1	<0.1	<0.1	<0.1	<0.1
Boron-Total (mg/L)					<0.1	<0.1
Cadmium-Dissolved (mg/L)	<0.001	<0.01	<0.005	<0.005	<0.005	<0.005
Cadmium-Total (mg/L)					<0.005	<0.005
Calcium-Dissolved (mg/L)	34	31.8	33	32.5	34	38
Carbonate as CO <sub>3</sub> (mg/L)	<5	<5	<5	<5	<5	<5
Cations (meq/L)		14.8	15	14.7	14.7	15.8
Cesium 134-Dissolved (pCi/L)	<20					
Cesium 137-Dissolved (pCi/L)	<20					
Chloride (mg/L)	14	13	13	13	14	12
Chromium-Dissolved (mg/L)	<0.01	<0.05	<0.05	<0.05	<0.05	<0.05
Chromium-Total (mg/L)					<0.05	<0.05
Cobalt 60-Dissolved (pCi/L)	<20					
Conductivity @ 25 C (umhos/cm)	1430	1430	1360	1330	1450	1470
Copper-Dissolved (mg/L)	<0.01	<0.01	<0.01	<0.01	<0.01	<0.01
Copper-Total (mg/L)					<0.01	<0.01
Fluoride (mg/L)	0.38	0.4	0.4	0.4	0.5	0.4
Gross Alpha precision (±) (pCi/L)	1					
Gross Alpha-Dissolved (pCi/L)	37	15.7	18.9	20	31.7	27.5
Gross Beta precision (±) (pCi/L)	1.6					
Gross Beta-Dissolved (pCi/L)	14	6.7	12.1	13	13	4.8
Gross Gamma-Dissolved (pCi/L)	<20	510	370	330	190	
Iodine 125-Dissolved (pCi/L)	<20					
Iron-Dissolved (mg/L)	<0.03	<0.03	<0.03	<0.03	<0.03	<0.03
Iron-Total (mg/L)					1.04	1.11
Lead 210-Dissolved (pCi/L)		<1	4.6	<1	<1	-1



**POWERTECH (USA) INC.**

Well #18						
Analyte	10/3/2006 10:07	9/26/2007 10:39	11/12/2007 10:15	11/12/2007 10:20	2/12/2008 11:08	5/30/2008 11:12
Lead 210-Suspended (pCi/L)		<1	<1	<1	<1	29.6
Lead 210-Total (pCi/L)		<1				
Lead 212-Dissolved (pCi/L)	<20					
Lead 214-Dissolved (pCi/L)	<20					
Lead-Dissolved (mg/L)	<0.01	<0.05	<0.001	<0.001	<0.001	<0.001
Lead-Total (mg/L)					<0.001	<0.001
Magnesium-Dissolved (mg/L)	12	11.3	11.6	11.4	12.2	13.4
Manganese 54-Dissolved (pCi/L)	<20					
Manganese-Dissolved (mg/L)	0.06	0.06	0.06	0.06	0.07	0.06
Manganese-Total (mg/L)					0.06	0.06
Mercury-Dissolved (mg/L)		<0.0002	<0.001	<0.001	<0.001	<0.001
Mercury-Total (mg/L)	<0.001		<0.001	<0.001	<0.001	<0.0001
Molybdenum-Dissolved (mg/L)	<0.005	<0.1	<0.1	<0.1	<0.1	<0.1
Molybdenum-Total (mg/L)					<0.01	<0.1
Nickel-Dissolved (mg/L)	0.03	<0.05	<0.05	<0.05	<0.05	<0.05
Nickel-Total (mg/L)					<0.05	<0.05
Nitrogen, Nitrate as N (mg/L)		<0.1	<0.1	<0.1	<0.1	<0.1
Nitrogen, Nitrite as N (mg/L)	<0.1	<0.1	<0.1	<0.1	<0.1	<0.1
Non-polar organic materials (SGT-HEM) (mg/l)	<5					
Oxidation-Reduction Potential (mV)			80	85	130	200
pH	8.11	8.09	8.02	8.06	8.11	8.1
Polonium 210-Dissolved (pCi/L)		<1	<1	<1	2.2	
Polonium 210-Suspended (pCi/L)		6	<1	<1	<1	1.7
Polonium 210-Total (pCi/L)		6				
Potassium 40-Dissolved (pCi/L)	<20					
Potassium-Dissolved (mg/L)	7	7.2	7	7	7.3	6.9
Radium 223-Dissolved (pCi/L)	<20					
Radium 224-Dissolved (pCi/L)	<20					
Radium 226 precision (±) (pCi/L)	1.2					
Radium 226-Dissolved (pCi/L)	5.8	<0.2	3.2	3.6	3.2	2.6
Radium 226-Suspended (pCi/L)		4	<0.2	<0.2	1.1	1.1
Radium 226-Total (pCi/L)		4				
Radium 228 precision (±) (pCi/L)	1.2					
Radium 228-Dissolved (pCi/L)	2.3					
Radon 222 precision (±) (pCi/L)	69.3					
Radon 222-Total (pCi/L)	762		945	944	1220	1210
Selenium-Dissolved (mg/L)	<0.005	<0.001	<0.001	<0.001	<0.001	<0.001
Selenium-IV-Dissolved (mg/L)			<0.001	<0.001	<0.001	<0.001
Selenium-Total (mg/L)					<0.001	<0.001
Selenium-VI-Dissolved (mg/L)			<0.001	<0.001	<0.001	<0.001
Silica-Dissolved (mg/L)	7	7.5	7.3	7.3	7.8	4.2
Silver-Dissolved (mg/L)	<0.005	<0.01	<0.005	<0.005	<0.005	<0.005
Silver-Total (mg/L)					<0.005	<0.005



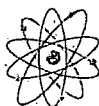
**POWERTECH (USA) INC.**

Well #18						
Analyte	10/3/2006 10:07	9/26/2007 10:39	11/12/2007 10:15	11/12/2007 10:20	2/12/2008 11:08	5/30/2008 11:12
Sodium Adsorption Ratio (SAR) (meq/L)			11	11	10	10
Sodium-Dissolved (mg/L)	260	278	280	276	270	291
Solids-Total Dissolved Calculated (mg/L)		965	994	988	1000	973
Solids-Total Dissolved TDS @ 180 C (mg/L)	950	990	960	950	960	940
Strontium-Total (mg/L)					0.6	0.7
Sulfate (mg/L)	481	513	534	536	537	492
TDS Balance (0.80 - 1.20) (dec.%)		1.03	0.97	0.97	0.96	0.96
Thallium 208-Dissolved (pCi/L)	<20					
Thallium-Total (mg/L)					<0.001	<0.001
Thorium 228-Dissolved (pCi/L)	<20					
Thorium 230-Dissolved (pCi/L)		<0.2	<0.2	<0.2	0.2	
Thorium 230-Suspended (pCi/L)		<0.2	<0.2	<0.2	<0.2	0.1
Thorium 230-Total (pCi/L)		<0.2				
Thorium 232-Dissolved (pCi/L)		<0.001	<0.005	<0.005	<0.005	<0.005
Thorium 234-Dissolved (pCi/L)	<20					
Uranium 238-Dissolved (pCi/L)	<20					
Uranium-Dissolved (mg/L)	0.007	0.0061	0.0066	0.0065	0.0066	0.0059
Uranium-Suspended (mg/L)		0.0017	<0.0003	<0.0003	<0.0003	<0.0003
Uranium-Total (mg/L)					0.0062	0.0062
Vanadium-Dissolved (mg/L)	<0.1	<0.1	<0.1	<0.1	<0.1	<0.1
Water Temperature (lab, deg F)	52					
Zinc 65-Dissolved (pCi/L)	<20					
Zinc-Dissolved (mg/L)	<0.01	<0.01	<0.01	<0.01	<0.01	<0.01
Zinc-Total (mg/L)					<0.01	<0.01



POWERTECH (USA) INC.

Well #18								
Analyte	Mean	StDev	Q1	Media n	Q3	Minimu m	Maximu m	n
AVC Balance ( $\pm 5$ ) (%)	0.5618	2.8315 01	-1.3065	-0.239	2.8305	-1.77	5.45	5
Alkalinity-Total as CaCO <sub>3</sub> (mg/L)	178.4	4.5607 02	174	180	182	172	184	5
Aluminum-Dissolved (mg/L)	0.05		0.05	0.05	0.05	0.05	0.05	5
Ammonia (mg/L)	0.18	0.0447 21	0.15	0.2	0.2	0.1	0.2	5
Anions (meq/L)	14.82	0.3898 72	14.45	15	15.1	14.2	15.2	5
Antimony-Total (mg/L)	0.0015			0.0015		0.0015	0.0015	2
Arsenic-Dissolved (mg/L)	0.0012	0.0004 47	0.001	0.001	0.0015	0.001	0.002	5
Arsenic-Total (mg/L)	0.0025	0.0007 07		0.0025		0.002	0.003	2
Barium-Dissolved (mg/L)	0.05		0.05	0.05	0.05	0.05	0.05	5
Barium-Total (mg/L)	0.05			0.05		0.05	0.05	2
Beryllium-Total (mg/L)	0.0005			0.0005		0.0005	0.0005	2
Bicarbonate as HCO <sub>3</sub> (mg/L)	217.4	5.2249 4	212.5	219	221.5	210	224	5
Boron-Dissolved (mg/L)	0.05		0.05	0.05	0.05	0.05	0.05	5
Boron-Total (mg/L)	0.05			0.05		0.05	0.05	2
Cadmium-Dissolved (mg/L)	0.003	0.0011 18	0.0025	0.0025	0.0037 5	0.0025	0.005	5
Cadmium-Total (mg/L)	0.0025			0.0025		0.0025	0.0025	2
Calcium-Dissolved (mg/L)	33.86	2.4490 81	32.15	33	36	31.8	38	5
Carbonate as CO <sub>3</sub> (mg/L)	2.5		2.5	2.5	2.5	2.5	2.5	5
Cation/Anion Balance (%)								
Cations (meq/L)	15	0.4636 81	14.7	14.8	15.4	14.7	15.8	5
Chloride (mg/L)	13	0.7071 07	12.5	13	13.5	12	14	5
Chromium-Dissolved (mg/L)	0.025		0.025	0.025	0.025	0.025	0.025	5
Chromium-Total (mg/L)	0.025			0.025		0.025	0.025	2
Conductivity @ 25 C (umhos/cm)	1408	60.166 44	1345	1430	1460	1330	1470	5
Copper-Dissolved (mg/L)	0.005		0.005	0.005	0.005	0.005	0.005	5
Copper-Total (mg/L)	0.005			0.005		0.005	0.005	2
Fluoride (mg/L)	0.42	0.0447 21	0.4	0.4	0.45	0.4	0.5	5
Gross Alpha-Dissolved (pCi/L)	22.76	6.6096 9	17.3	20	29.6	15.7	31.7	5
Gross Beta-Dissolved (pCi/L)	9.92	3.8829 11	5.75	12.1	13	4.8	13	5
Gross Gamma-Dissolved (pCi/L)	280	193.64 92	95	330	440		510	5
Iron-Dissolved (mg/L)	0.015		0.015	0.015	0.015	0.015	0.015	5
Iron-Total (mg/L)	1.075	0.0494 97		1.075		1.04	1.11	2
Lead-Dissolved (mg/L)	0.0054	0.0109 57	0.0005	0.0005	0.0127 5	0.0005	0.025	5
Lead-Total (mg/L)	0.0005			0.0005		0.0005	0.0005	2
Lead 210-Dissolved (pCi/L)	1.02	2.1040 44	-0.25	0.5	2.55	-1	4.6	5
Lead 210-Suspended (pCi/L)	6.32	13.013 92	0.5	0.5	15.05	0.5	29.6	5



POWERTECH (USA) INC.


Well #18								
Analyte	Mean	StDev	Q1	Media n	Q3	Minimu m	Maximu m	n
Lead 210-Total (pCi/L)	0.5	0.8671		0.5		0.5	0.5	1
Magnesium-Dissolved (mg/L)	11.98	79	11.35	11.6	12.8	11.3	13.4	5
Manganese-Dissolved (mg/L)	0.062	0.0044	0.06	0.06	0.065	0.06	0.07	5
Manganese-Total (mg/L)	0.06	72		0.06		0.06	0.06	2
Mercury-Dissolved (mg/L)	0.0004	0.0001						
	2	79	0.0003	0.0005	0.0005	0.0001	0.0005	5
Mercury-Total (mg/L)	0.0003	0.0002	0.0001					
	88	25	63	0.0005	0.0005	0.00005	0.0005	4
Molybdenum-Dissolved (mg/L)	0.05		0.05	0.05	0.05	0.05	0.05	5
		0.0318						
Molybdenum-Total (mg/L)	0.0275	2		0.0275		0.005	0.05	2
Nickel-Dissolved (mg/L)	0.025		0.025	0.025	0.025	0.025	0.025	5
Nickel-Total (mg/L)	0.025			0.025		0.025	0.025	2
Nitrogen, Nitrate as N (mg/L)	0.05		0.05	0.05	0.05	0.05	0.05	5
Nitrogen, Nitrite as N (mg/L)	0.05		0.05	0.05	0.05	0.05	0.05	5
Oxidation-Reduction Potential (mV)	123.75	55.584	81.25	107.5	182.5	80	200	4
		02						
pH	8.076	0.0364	8.04	8.09	8.105	8.02	8.11	5
		69						
Polonium 210-Dissolved (pCi/L)	0.74	0.8443	0.25	0.5	1.35		2.2	5
		93						
Polonium 210-Suspended (pCi/L)	1.84	2.3828	0.5	0.5	3.85	0.5	6	5
		55						
Polonium 210-Total (pCi/L)	6			6		6	6	1
Potassium-Dissolved (mg/L)	7.08	0.1643	6.95	7	7.25	6.9	7.3	5
		17						
Radium 226-Dissolved (pCi/L)	2.54	1.4099	1.35	3.2	3.4	0.1	3.6	5
		65						
Radium 226-Suspended (pCi/L)	1.28	1.6006	0.1	1.1	2.55	0.1	4	5
		25						
Radium 226-Total (pCi/L)	4			4		4	4	1
Radium 226 (pCi/L)								
Radon 222-Total (pCi/L)	1079.7	156.22						
	5	71	944.25	1077.5	1217.5	944	1220	4
Selenium-Dissolved (mg/L)	0.0005		0.0005	0.0005	0.0005	0.0005	0.0005	5
Selenium-IV-Dissolved (mg/L)	0.0005		0.0005	0.0005	0.0005	0.0005	0.0005	4
Selenium-Total (mg/L)	0.0005			0.0005		0.0005	0.0005	2
Selenium-VI-Dissolved (mg/L)	0.0005		0.0005	0.0005	0.0005	0.0005	0.0005	4
		1.4788						
Silica-Dissolved (mg/L)	6.82	51	5.75	7.3	7.65	4.2	7.8	5
		0.0011			0.0037			
Silver-Dissolved (mg/L)	0.003	18	0.0025	0.0025	5	0.0025	0.005	5
Silver-Total (mg/L)	0.0025			0.0025		0.0025	0.0025	2
		7.6811						
Sodium-Dissolved (mg/L)	279	46	273	278	285.5	270	291	5
Sodium Adsorption Ratio (SAR)		0.5773						
(meq/L)	10.5	5	10	10.5	11	10	11	4
Solids-Total Dissolved Calculated		14.611						
(mg/L)	984	64	969	988	997	965	1000	5
Solids-Total Dissolved TDS @ 180 C		18.708						
(mg/L)	960	29	945	960	975	940	990	5
		0.0707						
Strontium-Total (mg/L)	0.65	11		0.65		0.6	0.7	2
		19.654						
Sulfate (mg/L)	522.4	52	502.5	534	536.5	492	537	5
TDS Balance (0.80 - 1.20) (dec.%)	0.978	0.0294	0.96	0.97	1	0.96	1.03	5





**POWERTECH (USA) INC.**

Well #18								
Analyte	Mean	StDev	Q1	Median	Q3	Minimum	Maximum	n
Thallium-Total (mg/L)	0.0005	96		0.0005		0.0005	0.0005	2
Thorium 230-Dissolved (pCi/L)	0.1	0.0707	0.05	0.1	0.15		0.2	5
Thorium 230-Suspended (pCi/L)	0.1		0.1	0.1	0.1	0.1	0.1	5
Thorium 230-Total (pCi/L)	0.1			0.1		0.1	0.1	1
Thorium 232-Dissolved (pCi/L)	0.0021	0.0008	0.0015	0.0025	0.0025	0.0005	0.0025	5
	0.0063	0.0003						
Uranium-Dissolved (mg/L)	4	21	0.006	0.0065	0.0066	0.0059	0.0066	5
	0.0004	0.0006	0.0001	0.0001	0.0009			
Uranium-Suspended (mg/L)	6	93	5	5	25	0.00015	0.0017	5
Uranium-Total (mg/L)	0.0062			0.0062		0.0062	0.0062	2
Vanadium-Dissolved (mg/L)	0.05		0.05	0.05	0.05	0.05	0.05	5
Zinc-Dissolved (mg/L)	0.005		0.005	0.005	0.005	0.005	0.005	5
Zinc-Total (mg/L)	0.005			0.005		0.005	0.005	2




**POWERTECH (USA) INC.**

Well #42					
Analyte	10/3/2006 10:18	9/28/2007 11:34	11/12/2007 11:20	2/5/2008 14:10	5/30/2008 11:55
A/C Balance (± 5) (%)		-1.32	-0.342	3.65	6.08
Actinium 228-Dissolved (pCi/L)	<20				
Alkalinity-Total as CaCO <sub>3</sub> (mg/L)	180	180	174	180	176
Aluminum-Dissolved (mg/L)	<0.1	<0.1	<0.1	<0.1	<0.1
Americium 241-Dissolved (pCi/L)	<20				
Ammonia (mg/L)	0.2	0.1	0.1	0.1	0.1
Anions (meq/L)		13.3	14.7	14.5	13.6
Antimony-Total (mg/L)				<0.003	<0.003
Arsenic-Dissolved (mg/L)	<0.01	<0.001	<0.001	0.001	<0.001
Arsenic-Total (mg/L)				0.002	0.004
Barium 133-Dissolved (pCi/L)	<20				
Barium-Dissolved (mg/L)	<0.1	<0.1	<0.1	<0.1	<0.1
Barium-Total (mg/L)				<0.1	<0.1
Beryllium-Total (mg/L)				<0.001	<0.001
Bicarbonate as HCO <sub>3</sub> (mg/L)	220	219	212	219	215
Bismuth 212-Dissolved (pCi/L)	<20				
Bismuth 214-Dissolved (pCi/L)	1600				
Bismuth precision (±) (pCi/L)	64				
Boron-Dissolved (mg/L)	<0.1	<0.1	<0.1	0.1	<0.1
Boron-Total (mg/L)				<0.1	<0.1
Cadmium-Dissolved (mg/L)	<0.001	<0.005	<0.005	<0.005	<0.005
Cadmium-Total (mg/L)				<0.005	<0.005
Calcium-Dissolved (mg/L)	35	30	34	35.3	39.4
Carbonate as CO <sub>3</sub> (mg/L)	<5	<5	<5	<5	<5
Cations (meq/L)		13	14.6	15.6	15.3
Cesium 134-Dissolved (pCi/L)	<20				
Cesium 137-Dissolved (pCi/L)	<20				
Chloride (mg/L)	14	12	13	12	11
Chromium-Dissolved (mg/L)	<0.01	<0.05	<0.05	<0.05	<0.05
Chromium-Total (mg/L)				<0.05	<0.05
Cobalt 60-Dissolved (pCi/L)	<20				
Conductivity @ 25 C (umhos/cm)	1410	1390	1310	1420	1510
Copper-Dissolved (mg/L)	<0.01	<0.01	<0.01	<0.01	<0.01
Copper-Total (mg/L)				<0.01	<0.01
Fluoride (mg/L)	0.39	0.4	0.4	0.4	0.4
Gross Alpha precision (±) (pCi/L)	3.2				
Gross Alpha-Dissolved (pCi/L)	560	371	375	526	558
Gross Beta precision (±) (pCi/L)	2.7				
Gross Beta-Dissolved (pCi/L)	110	122	173	93.5	159
Gross Gamma precision(±) (pCi/L)	130				
Gross Gamma-Dissolved (pCi/L)	3400	1300	70000	2800	150
Iodine 125-Dissolved (pCi/L)	<20				
Iron-Dissolved (mg/L)	<0.03	<0.03	<0.03	<0.03	<0.03
Iron-Total (mg/L)				0.15	0.16
Lead 210-Dissolved (pCi/L)		<1	21	15	17.8



**POWERTECH (USA) INC.**

Analyte	Well #42				
	10/3/2006 10:18	9/28/2007 11:34	11/12/2007 11:20	2/5/2008 14:10	5/30/2008 11:55
Lead 210-Suspended (pCi/L)		57	<1	17	14
Lead 210-Total (pCi/L)		57			
Lead 212-Dissolved (pCi/L)	<20				
Lead 214 precision (±) (pCi/L)	70				
Lead 214-Dissolved (pCi/L)	1800				
Lead-Dissolved (mg/L)	<0.01	<0.001	<0.001	<0.001	<0.001
Lead-Total (mg/L)				<0.001	<0.001
Magnesium-Dissolved (mg/L)	12	9.4	11.8	12.3	13.5
Manganese 54-Dissolved (pCi/L)	<20				
Manganese-Dissolved (mg/L)	0.08	0.06	0.08	0.09	0.08
Manganese-Total (mg/L)				0.08	0.08
Mercury-Dissolved (mg/L)		<0.001	<0.001	<0.001	<0.001
Mercury-Total (mg/L)	<0.001	<0.0002	<0.001	<0.001	<0.0001
Molybdenum-Dissolved (mg/L)	<0.005	<0.1	<0.1	<0.1	<0.1
Molybdenum-Total (mg/L)				<0.01	<0.1
Nickel-Dissolved (mg/L)	0.02	<0.05	<0.05	<0.05	<0.05
Nickel-Total (mg/L)				<0.05	<0.05
Nitrogen, Nitrate as N (mg/L)		<0.1	0.2	<0.1	<0.1
Nitrogen, Nitrite as N (mg/L)	<0.1	<0.1	<0.1	<0.1	<0.1
Non-polar organic materials (SGT-HEM) (mg/l)	<5				
Oxidation-Reduction Potential (mV)			240	170	200
pH	8.01	8.02	7.95	8.08	8.05
Polonium 210-Dissolved (pCi/L)		<1	<1	5.5	1.6
Polonium 210-Suspended (pCi/L)		13	1.1	2	0.3
Polonium 210-Total (pCi/L)		13			
Potassium 40-Dissolved (pCi/L)	<20				
Potassium-Dissolved (mg/L)	7	7.1	7.2	7.8	6.8
Radium 223-Dissolved (pCi/L)	<20				
Radium 224-Dissolved (pCi/L)	<20				
Radium 226 precision (±) (pCi/L)	3.1				
Radium 226-Dissolved (pCi/L)	87.6	96.5	102	100	100
Radium 226-Suspended (pCi/L)		<0.2	<0.2	5.1	-0.3
Radium 226-Total (pCi/L)		79.7			
Radium 228-Dissolved (pCi/L)	<1				
Radon 222 precision (±) (pCi/L)	581				
Radon 222-Total (pCi/L)	197000		132000	175000	219000
Selenium-Dissolved (mg/L)	<0.005	<0.001	<0.001	0.001	<0.001
Selenium-IV-Dissolved (mg/L)			<0.001	<0.001	<0.001
Selenium-Total (mg/L)				<0.001	<0.001
Selenium-VI-Dissolved (mg/L)			<0.001	0.001	<0.001
Silica-Dissolved (mg/L)	7	7.1	7.2	7.4	4.1
Silver-Dissolved (mg/L)	<0.005	<0.005	<0.005	<0.005	<0.005
Silver-Total (mg/L)				<0.005	<0.005
Sodium Adsorption Ratio (SAR) (meq/L)			10	11	9.7
Sodium-Dissolved (mg/L)	250	242	270	289	277



**POWERTECH (USA) INC.**

Well #42					
Analyte	10/3/2006 10:18	9/28/2007 11:34	11/12/2007 11:20	2/5/2008 14:10	5/30/2008 11:55
Solids-Total Dissolved Calculated (mg/L)		858	969	971	932
Solids-Total Dissolved TDS @ 180 C (mg/L)	940	960	940	980	930
Strontium-Total (mg/L)				0.7	0.7
Sulfate (mg/L)	473	505	519	505	466
TDS Balance (0.80 - 1.20) (dec.%)		1.12	0.97	1.01	1
Thallium 208-Dissolved (pCi/L)	<20				
Thallium-Total (mg/L)				<0.001	<0.001
Thorium 228-Dissolved (pCi/L)	<20				
Thorium 230-Dissolved (pCi/L)		<0.2	0.5	<0.2	0.1
Thorium 230-Suspended (pCi/L)		<0.2	0.2	<0.2	
Thorium 230-Total (pCi/L)		<0.2			
Thorium 232-Dissolved (pCi/L)		<0.005	<0.005	<0.005	<0.005
Thorium 234-Dissolved (pCi/L)	<20				
Uranium 238-Dissolved (pCi/L)	<20				
Uranium-Dissolved (mg/L)	0.04	0.015	0.0324	0.0194	0.0142
Uranium-Suspended (mg/L)		0.0029	<0.0003	<0.0003	<0.0003
Uranium-Total (mg/L)				0.0198	0.0149
Vanadium-Dissolved (mg/L)	<0.1	<0.1	<0.1	<0.1	<0.1
Water Temperature (lab, deg F)	53				
Zinc 65-Dissolved (pCi/L)	<20				
Zinc-Dissolved (mg/L)	<0.01	0.01	0.03	0.02	0.02
Zinc-Total (mg/L)				0.03	0.02



POWERTECH (USA) INC.

Well#42								
Analyte	Mean	StDev	Q1	Media n	Q3	Minimu m	Maximu m	n
A/C Balance (±5) (%)	2.017	3.4580 88	-1.0755	1.654	5.4725	-1.32	6.08	4
Alkalinity-Total as CaCO <sub>3</sub> (mg/L)	177.5	3	174.5	178	180	174	180	4
Aluminum-Dissolved (mg/L)	0.05		0.05	0.05	0.05	0.05	0.05	4
Ammonia (mg/L)	0.1		0.1	0.1	0.1	0.1	0.1	4
Anions (meq/L)	14.025	0.6800 74	13.375	14.05	14.65	13.3	14.7	4
Antimony-Total (mg/L)	0.0015			0.0015		0.0015	0.0015	2
Arsenic-Dissolved (mg/L)	0.0006 25	0.0002 5	0.0005	0.0005	0.0008 75	0.0005	0.001	4
Arsenic-Total (mg/L)	0.003	0.0014 14		0.003		0.002	0.004	2
Barium-Dissolved (mg/L)	0.05		0.05	0.05	0.05	0.05	0.05	4
Barium-Total (mg/L)	0.05			0.05		0.05	0.05	2
Beryllium-Total (mg/L)	0.0005			0.0005		0.0005	0.0005	2
Bicarbonate as HCO <sub>3</sub> (mg/L)	216.25	3.4034 3	212.75	217	219	212	219	4
Boron-Dissolved (mg/L)	0.0625	0.025	0.05	0.05	0.0875	0.05	0.1	4
Boron-Total (mg/L)	0.05			0.05		0.05	0.05	2
Cadmium-Dissolved (mg/L)	0.0025		0.0025	0.0025	0.0025	0.0025	0.0025	4
Cadmium-Total (mg/L)	0.0025			0.0025		0.0025	0.0025	2
Calcium-Dissolved (mg/L)	34.675	3.8741 67	31	34.65	38.375	30	39.4	4
Carbonate as CO <sub>3</sub> (mg/L)	2.5		2.5	2.5	2.5	2.5	2.5	4
Cation/Anion Balance (%)								
Cations (meq/L)	14.625	1.1615 36	13.4	14.95	15.525	13	15.6	4
Chloride (mg/L)	12	0.8164 97	11.25	12	12.75	11	13	4
Chromium-Dissolved (mg/L)	0.025		0.025	0.025	0.025	0.025	0.025	4
Chromium-Total (mg/L)	0.025			0.025		0.025	0.025	2
Conductivity @ 25°C (umhos/cm)	1407.5	82.613 56	1330	1405	1487.5	1310	1510	4
Copper-Dissolved (mg/L)	0.005		0.005	0.005	0.005	0.005	0.005	4
Copper-Total (mg/L)	0.005			0.005		0.005	0.005	2
Fluoride (mg/L)	0.4		0.4	0.4	0.4	0.4	0.4	4
Gross Alpha-Dissolved (pCi/L)	457.5	98.456 42	372	450.5	550	371	558	4
Gross Beta-Dissolved (pCi/L)	136.87 5	36.042 51	100.62 5	140.5	169.5	93.5	173	4
Gross Gamma-Dissolved (pCi/L)	18562. 5	34308. 83	437.5	2050	53200	150	70000	4
Iron-Dissolved (mg/L)	0.015		0.015	0.015	0.015	0.015	0.015	4
Iron-Total (mg/L)	0.155	0.0070 71		0.155		0.15	0.16	2
Lead-Dissolved (mg/L)	0.0005		0.0005	0.0005	0.0005	0.0005	0.0005	4
Lead-Total (mg/L)	0.0005			0.0005		0.0005	0.0005	2
Lead-210-Dissolved (pCi/L)	13.575	9.0547 87	4.125	16.4	20.2	0.5	21	4
Lead-210-Suspended (pCi/L)	22.125	24.332 33	3.875	15.5	47	0.5	57	4
Lead-210-Total (pCi/L)	57			57		57	57	1
Magnesium-Dissolved (mg/L)	11.75	1.7214 34	10	12.05	13.2	9.4	13.5	4



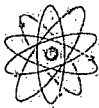
POWERTECH (USA) INC.

Well #42								
Analyte	Mean	StDev	Q1	Media n	Q3	Minimu m	Maximu m	n
Manganese-Dissolved (mg/L)	0.0775	0.0125 83	0.065	0.08	0.0875	0.06	0.09	4
Manganese-Total (mg/L)	0.08			0.08		0.08	0.08	2
Mercury-Dissolved (mg/L)	0.0005		0.0005	0.0005	0.0005	0.0005	0.0005	4
Mercury-Total (mg/L)	0.0002 88	0.0002 46	6.25E- 05	0.0003	0.0005	0.00005	0.0005	4
Molybdenum-Dissolved (mg/L)	0.05		0.05	0.05	0.05	0.05	0.05	4
Molybdenum-Total (mg/L)	0.0275	0.0318 2		0.0275		0.005	0.05	2
Nickel-Dissolved (mg/L)	0.025		0.025	0.025	0.025	0.025	0.025	4
Nickel-Total (mg/L)	0.025			0.025		0.025	0.025	2
Nitrogen, Nitrate as N (mg/L)	0.0875	0.075	0.05	0.05	0.1625	0.05	0.2	4
Nitrogen, Nitrite as N (mg/L)	0.05		0.05	0.05	0.05	0.05	0.05	4
Oxidation-Reduction Potential (mV)	203.33 33	35.118 85	170	200	240	170	240	3
pH	8.025	0.0556 78	7.9675	8.035	8.0725	7.95	8.08	4
Polonium 210-Dissolved (pCi/L)	2.025	2.3739 91	0.5	1.05	4.525	0.5	5.5	4
Polonium 210-Suspended (pCi/L)	4.1	5.9738 32	0.5	1.55	10.25	0.3	13	4
Polonium 210-Total (pCi/L)	13			13		13	13	1
Potassium-Dissolved (mg/L)	7.225	0.4193 25	6.875	7.15	7.65	6.8	7.8	4
Radium 226-Dissolved (pCi/L)	99.625	2.2867 37	97.375	100	101.5	96.5	102	4
Radium 226-Suspended (pCi/L)	1.25	2.5735 84	-0.2	0.1	3.85	-0.3	5.1	4
Radium 226-Total (pCi/L)	79.7			79.7		79.7	79.7	1
Radium 226 (pCi/L)								
Radon 222-Total (pCi/L)	175333 .3	43500. 96	132000	17500 0	219000	132000	219000	3
Selenium-Dissolved (mg/L)	0.0006 25	0.0002 5	0.0005	0.0005	0.0008 75	0.0005	0.001	4
Selenium-IV-Dissolved (mg/L)	0.0005		0.0005	0.0005	0.0005	0.0005	0.0005	3
Selenium-Total (mg/L)	0.0005			0.0005		0.0005	0.0005	2
Selenium-VI-Dissolved (mg/L)	0.0006 67	0.0002 89	0.0005	0.0005	0.001	0.0005	0.001	3
Silica-Dissolved (mg/L)	6.45	1.5716 23	4.85	7.15	7.35	4.1	7.4	4
Silver-Dissolved (mg/L)	0.0025		0.0025	0.0025	0.0025	0.0025	0.0025	4
Silver-Total (mg/L)	0.0025			0.0025		0.0025	0.0025	2
Sodium-Dissolved (mg/L)	269.5	19.941 58	249	273.5	286	242	289	4
Sodium Adsorption Ratio (SAR) (meq/L)	10.233 33	0.6806 86	9.7	10	11	9.7	11	3
Solids-Total Dissolved Calculated (mg/L)	932.5	52.804 67	876.5	950.5	970.5	858	971	4
Solids-Total Dissolved TDS @ 180 C (mg/L)	952.5	22.173 56	932.5	950	975	930	980	4
Strontium-Total (mg/L)	0.7			0.7		0.7	0.7	2
Sulfate (mg/L)	498.75	22.808 99	475.75	505	515.5	466	519	4
TDS Balance (0.80 - 1.20) (dec.%)	1.025	0.0655 74	0.9775	1.005	1.0925	0.97	1.12	4
Thallium-Total (mg/L)	0.0005			0.0005		0.0005	0.0005	2
Thorium 230-Dissolved (pCi/L)	0.2	0.2	0.1	0.1	0.4	0.1	0.5	4



**POWERTECH (USA) INC.**

Well #42								
Analyte	Mean	StDev	Q1	Median	Q3	Minimum	Maximum	n
Thorium 230-Suspended (pCi/L)	0.1	0.0816 5	0.025	0.1	0.175		0.2	4
Thorium 230-Total (pCi/L)	0.1			0.1		0.1	0.1	1
Thorium 232-Dissolved (pCi/L)	0.0025 0.0202	0.0084	0.0025	0.0025	0.0025 0.0291	0.0025	0.0025	4
Uranium-Dissolved (mg/L)	5 0.0008	16 0.0013	0.0144 0.0001	0.0172 0.0001	5 0.0022	0.0142	0.0324	4
Uranium-Suspended (mg/L)	38 0.0173	75 0.0034	5	5 0.0173	13	0.00015	0.0029	4
Uranium-Total (mg/L)	5	65		5		0.0149	0.0198	2
Vanadium-Dissolved (mg/L)	0.05		0.05	0.05	0.05	0.05	0.05	4
Zinc-Dissolved (mg/L)	0.02	0.0081 65 0.0070	0.0125	0.02	0.0275	0.01	0.03	4
Zinc-Total (mg/L)	0.025	71		0.025		0.02	0.03	2



**POWERTECH (USA) INC.**


Well# 615					
Analyte	4/1/2008 14:34	4/1/2008 14:42	4/21/2008 16:16	5/28/2008 19:20	6/25/2008 13:55
A/C Balance (± 5) (%)	1.45	2.22	4.26	3	2.39
Alkalinity-Total as CaCO <sub>3</sub> (mg/L)	136	138	136	138	138
Aluminum-Dissolved (mg/L)	<0.1	<0.1	<0.1	<0.1	<0.1
Ammonia (mg/L)	<0.1	<0.1	<0.1	<0.1	<0.1
Anions (meq/L)	10.8	10.7	10.6	11.2	10.6
Antimony-Total (mg/L)	<0.003	<0.003	<0.003	<0.003	<0.003
Arsenic-Dissolved (mg/L)	0.02	0.019	0.02	0.013	0.016
Arsenic-Total (mg/L)	0.024	0.025	0.024	0.024	0.024
Barium-Dissolved (mg/L)	<0.1	<0.1	<0.1	<0.1	<0.1
Barium-Total (mg/L)	<0.1	<0.1	<0.1	<0.1	<0.1
Beryllium-Total (mg/L)	<0.001	<0.001	<0.001	<0.001	<0.001
Bicarbonate as HCO <sub>3</sub> (mg/L)	166	168	166	168	168
Boron-Dissolved (mg/L)	<0.1	<0.1	<0.1	<0.1	<0.1
Boron-Total (mg/L)	<0.1	<0.1	<0.1	0.1	<0.1
Cadmium-Dissolved (mg/L)	<0.005	<0.005	<0.005	<0.005	<0.005
Cadmium-Total (mg/L)	<0.005	<0.005	<0.005	<0.005	<0.005
Calcium-Dissolved (mg/L)	70.9	71.1	73	79.2	71.8
Carbonate as CO <sub>3</sub> (mg/L)	<5	<5	<5	<5	<5
Cations (meq/L)	11.1	11.2	11.5	11.9	11.1
Chloride (mg/L)	6	6	4	5	5
Chromium-Dissolved (mg/L)	<0.05	<0.05	<0.05	<0.05	<0.05
Chromium-Total (mg/L)	<0.05	<0.05	<0.05	<0.05	<0.05
Conductivity @ 25 C (umhos/cm)	1050	1050	1040	1050	1110
Copper-Dissolved (mg/L)	<0.01	<0.01	<0.01	<0.01	<0.01
Copper-Total (mg/L)	<0.01	<0.01	<0.01	<0.01	<0.01
Fluoride (mg/L)	0.5	0.5	0.4	0.5	0.5
Gross Alpha-Dissolved (pCi/L)	18.2	17.7	15.1	15.3	38.3
Gross Beta-Dissolved (pCi/L)	11.6	5.8	12.1	3.7	12.6
Gross Gamma-Dissolved (pCi/L)				170	
Iron-Dissolved (mg/L)	0.7	0.66	0.79	0.1	0.42
Iron-Total (mg/L)	1.35	1.4	1.35	1.4	1.5
Lead 210-Dissolved (pCi/L)	-2.5	-13.8		3.8	1.1
Lead 210-Suspended (pCi/L)	27.1	12.8	-3.2	1.5	3.5
Lead-Dissolved (mg/L)	<0.001	<0.001	<0.001	<0.001	<0.001
Lead-Total (mg/L)	0.002	0.002	<0.001	<0.001	0.013
Magnesium-Dissolved (mg/L)	21.7	21.9	22.9	23.2	21.6
Manganese-Dissolved (mg/L)	0.08	0.08	0.07	0.07	0.07
Manganese-Total (mg/L)	0.08	0.08	0.07	0.07	0.07
Mercury-Dissolved (mg/L)	<0.001	<0.001	<0.001	<0.001	<0.001
Mercury-Total (mg/L)	<0.001	<0.001	<0.001	<0.0001	<0.0002
Molybdenum-Dissolved (mg/L)	<0.1	<0.1	<0.1	<0.1	<0.1
Molybdenum-Total (mg/L)	<0.1	<0.1	<0.1	<0.1	<0.1
Nickel-Dissolved (mg/L)	<0.05	<0.05	<0.05	<0.05	<0.05






**POWERTECH (USA) INC.**

Analyte	Well# 615				
	4/1/2008 14:34	4/1/2008 14:42	4/21/2008 16:16	5/28/2008 19:20	6/25/2008 13:55
Nickel-Total (mg/L)	<0.05	<0.05	<0.05	<0.05	<0.05
Nitrogen, Nitrate as N (mg/L)	<0.1	<0.1	0.06	<0.1	<0.1
Nitrogen, Nitrite as N (mg/L)	<0.1	<0.1	<0.05	<0.1	<0.1
Oxidation-Reduction Potential (mV)	210	210	300	200	140
pH	7.36	7.34	7.43	7.16	7.48
Polonium 210-Dissolved (pCi/L)	0.6	0.8	0.9	-0.1	0.5
Polonium 210-Suspended (pCi/L)	0.4	0.9	0.4		
Potassium-Dissolved (mg/L)	8.7	8.6	8.7	9	8.7
Radium 226-Dissolved (pCi/L)	1.8	2.3	2	2	7.2
Radium 226-Suspended (pCi/L)	0.3		-0.2	0.2	-0.4
Radon 222-Total (pCi/L)	1490	1250	1180	1070	1830
Selenium-Dissolved (mg/L)	<0.001	<0.001	<0.001	<0.001	<0.001
Selenium-IV-Dissolved (mg/L)	<0.001	<0.001	<0.001	<0.001	<0.001
Selenium-Total (mg/L)	<0.001	<0.001	<0.001	<0.001	<0.002
Selenium-VI-Dissolved (mg/L)	<0.001	<0.001	<0.001	<0.001	<0.001
Silica-Dissolved (mg/L)	7.6	7.6	7.8	4.4	4
Silver-Dissolved (mg/L)	<0.005	<0.005	<0.005	<0.005	<0.005
Silver-Total (mg/L)	<0.005	<0.005	<0.005	<0.005	<0.005
Sodium Adsorption Ratio (SAR) (meq/L)	3.4	3.4	3.5	3.4	3.4
Sodium-Dissolved (mg/L)	127	128	132	134	127
Solids-Total Dissolved Calculated (mg/L)	715	710	715	745	696
Solids-Total Dissolved TDS @ 180 C (mg/L)	670	680	750	710	680
Strontium-Total (mg/L)	1.3	1.3	1.4	1.4	1.4
Sulfate (mg/L)	378	370	371	399	369
TDS Balance (0.80 - 1.20) (dec.%)	0.94	0.95	1.05	0.95	0.97
Thallium-Total (mg/L)	<0.001	<0.001	<0.001	<0.001	<0.001
Thorium 230-Dissolved (pCi/L)	0.2				
Thorium 230-Suspended (pCi/L)	0.9	0.2	0.1	0.1	0.1
Thorium 232-Dissolved (pCi/L)	<0.005	<0.005	<0.005	<0.005	<0.005
Uranium-Dissolved (mg/L)	0.0026	0.0026	0.0025	0.0024	0.0024
Uranium-Suspended (mg/L)	<0.0003	<0.0003	<0.0003	<0.0003	<0.0003
Uranium-Total (mg/L)	0.0026	0.0025	0.0025	0.0025	0.0023
Vanadium-Dissolved (mg/L)	<0.1	<0.1	<0.1	<0.1	<0.1
Zinc-Dissolved (mg/L)	<0.01	<0.01	<0.01	<0.01	<0.01
Zinc-Total (mg/L)	0.02	0.02	<0.01	<0.01	<0.01




**POWERTECH (USA) INC.**

<b>Well #619</b>				
<b>Analyte</b>	<b>9/27/2007 17:45</b>	<b>11/12/2007 14:25</b>	<b>3/24/2008 15:40</b>	<b>6/17/2008 18:10</b>
A/C Balance (± 5) (%)	-1.34	-2.56	3.41	9.08
Alkalinity-Total as CaCO <sub>3</sub> (mg/L)	140	98	116	116
Aluminum-Dissolved (mg/L)	<0.1	<0.1	<0.1	<0.1
Ammonia (mg/L)	0.2	0.3	0.2	0.2
Anions (meq/L)	28.7	26.8	29.9	28.3
Antimony-Total (mg/L)			<0.003	<0.003
Arsenic-Dissolved (mg/L)	<0.001	<0.001	<0.001	0.001
Arsenic-Total (mg/L)			0.002	0.002
Barium-Dissolved (mg/L)	<0.1	<0.1	<0.1	<0.1
Barium-Total (mg/L)			<0.1	<0.1
Beryllium-Total (mg/L)			<0.001	<0.001
Bicarbonate as HCO <sub>3</sub> (mg/L)	171	119	141	141
Boron-Dissolved (mg/L)	<0.1	<0.1	<0.1	<0.1
Boron-Total (mg/L)			<0.1	<0.1
Cadmium-Dissolved (mg/L)	<0.005	<0.005	<0.005	<0.005
Cadmium-Total (mg/L)			<0.001	<0.005
Calcium-Dissolved (mg/L)	304	263	343	375
Carbonate as CO <sub>3</sub> (mg/L)	<5	<5	<5	<5
Cations (meq/L)	27.9	25.5	32	34
Chloride (mg/L)	9	10	12	9
Chromium-Dissolved (mg/L)	<0.05	<0.05	<0.05	<0.05
Chromium-Total (mg/L)			<0.05	<0.05
Conductivity @ 25 C (umhos/cm)	2270	1860	2180	2390
Copper-Dissolved (mg/L)	0.08	<0.01	<0.01	0.01
Copper-Total (mg/L)			<0.01	0.01
Fluoride (mg/L)	0.2	0.2	0.3	0.3
Gross Alpha-Dissolved (pCi/L)	367	341	438	398
Gross Beta-Dissolved (pCi/L)	117	170	175	144
Gross Gamma-Dissolved (pCi/L)	120	4200	25	270
Iron-Dissolved (mg/L)	1.95	4.39	3.22	3.03
Iron-Total (mg/L)			11.9	13
Lead 210-Dissolved (pCi/L)	<1	<1	19	-1.1
Lead 210-Suspended (pCi/L)	<1	<1	11	2
Lead 210-Total (pCi/L)	<1			
Lead-Dissolved (mg/L)	0.008	<0.001	<0.001	0.002
Lead-Total (mg/L)			0.005	0.002
Magnesium-Dissolved (mg/L)	106	96.4	125	129
Manganese-Dissolved (mg/L)	1.51	1.15	1.62	1.74
Manganese-Total (mg/L)			1.82	1.65
Mercury-Dissolved (mg/L)	<0.001	<0.001	<0.001	<0.001
Mercury-Total (mg/L)	<0.0002	<0.001	<0.0001	<0.0002
Molybdenum-Dissolved (mg/L)	<0.1	<0.1	<0.1	<0.1
Molybdenum-Total (mg/L)			<0.01	<0.1
Nickel-Dissolved (mg/L)	<0.05	<0.05	<0.05	<0.05
Nickel-Total (mg/L)			<0.05	<0.05
Nitrogen, Nitrate as N (mg/L)	<0.1	<0.1	<0.1	<0.1



**POWERTECH (USA) INC.**

Well #619				
Analyte	9/27/2007 17:45	11/12/2007 14:25	3/24/2008 15:40	6/17/2008 18:10
Nitrogen, Nitrite as N (mg/L)	<0.1	<0.1	<0.1	<0.1
Oxidation-Reduction Potential (mV)		25	-80.2	150
pH	7.03	7.03	7.25	7.82
Polonium 210-Dissolved (pCi/L)	<1	<1	1.9	-0.1
Polonium 210-Suspended (pCi/L)	<1	<1	0.1	0.4
Polonium 210-Total (pCi/L)	<1			
Potassium-Dissolved (mg/L)	16.9	16.2	16.5	17.6
Radium 226-Dissolved (pCi/L)	120	100	99.7	110
Radium 226-Suspended (pCi/L)	<0.2	3.5	11.4	8.8
Radium 226-Total (pCi/L)	120			
Radon 222-Total (pCi/L)		2990	5580	5770
Selenium-Dissolved (mg/L)	<0.001	<0.001	<0.005	<0.001
Selenium-IV-Dissolved (mg/L)		<0.001	<0.001	<0.001
Selenium-Total (mg/L)			<0.001	<0.001
Selenium-VI-Dissolved (mg/L)		<0.001	<0.001	<0.001
Silica-Dissolved (mg/L)	7.5	6	8	4
Silver-Dissolved (mg/L)	<0.005	<0.005	<0.005	<0.005
Silver-Total (mg/L)			<0.005	<0.005
Sodium Adsorption Ratio (SAR) (meq/L)		1.2	1.1	1
Sodium-Dissolved (mg/L)	80	86.1	90.3	90
Solids-Total Dissolved Calculated (mg/L)	1830	1720	1980	1940
Solids-Total Dissolved TDS @ 180 C (mg/L)	2100	1900	2100	2000
Strontium-Total (mg/L)			5.2	5.4
Sulfate (mg/L)	1440	1180	1310	1230
TDS Balance (0.80 - 1.20) (dec.%)	1.14	1.09	1.05	1.02
Thallium-Total (mg/L)			<0.001	<0.001
Thorium 230-Dissolved (pCi/L)	0.5	<0.2		
Thorium 230-Suspended (pCi/L)	<0.2	0.2	0.2	
Thorium 230-Total (pCi/L)	<0.2			
Thorium 232-Dissolved (pCi/L)	<0.005	<0.005	<0.005	<0.005
Uranium-Dissolved (mg/L)	0.002	0.0015	0.0015	0.0016
Uranium-Suspended (mg/L)	<0.0003	<0.0003	<0.0003	<0.0003
Uranium-Total (mg/L)			0.0018	0.0018
Vanadium-Dissolved (mg/L)	<0.1	<0.1	<0.1	<0.1
Zinc-Dissolved (mg/L)	0.11	0.07	0.03	0.03
Zinc-Total (mg/L)			0.18	0.08



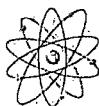
**POWERTECH (USA) INC.**

Well #622				
Analyte	4/1/2008 14:56	4/21/2008 15:28	5/28/2008 18:26	6/25/2008 12:05
A/C Balance (± 5) (%)	-18.5	3.01	5.53	3.53
Alkalinity-Total as CaCO <sub>3</sub> (mg/L)	164	180	178	178
Aluminum-Dissolved (mg/L)	<0.1	<0.1	<0.1	<0.1
Ammonia (mg/L)	<0.1	<0.1	<0.1	<0.1
Anions (meq/L)	13.4	14	14.1	13.9
Antimony-Total (mg/L)	<0.003	<0.003	<0.003	<0.003
Arsenic-Dissolved (mg/L)	<0.001	0.001	<0.001	<0.001
Arsenic-Total (mg/L)	0.001	0.006	0.006	0.004
Barium-Dissolved (mg/L)	<0.1	<0.1	<0.1	<0.1
Barium-Total (mg/L)	<0.1	<0.1	0.2	0.1
Beryllium-Total (mg/L)	<0.001	<0.001	<0.001	<0.001
Bicarbonate as HCO <sub>3</sub> (mg/L)	200	219	217	217
Boron-Dissolved (mg/L)	<0.1	<0.1	<0.1	<0.1
Boron-Total (mg/L)	<0.1	<0.1	0.1	<0.1
Cadmium-Dissolved (mg/L)	<0.005	<0.005	<0.005	<0.005
Cadmium-Total (mg/L)	<0.005	<0.005	<0.005	<0.005
Calcium-Dissolved (mg/L)	11.2	87.6	97.5	89.6
Carbonate as CO <sub>3</sub> (mg/L)	<5	<5	<5	<5
Cations (meq/L)	9.23	14.9	15.8	14.9
Chloride (mg/L)	12	10	10	10
Chromium-Dissolved (mg/L)	<0.05	<0.05	<0.05	<0.05
Chromium-Total (mg/L)	<0.05	<0.05	<0.05	<0.05
Conductivity @ 25 C (umhos/cm)	1260	1330	1220	1410
Copper-Dissolved (mg/L)	<0.01	<0.01	<0.01	<0.01
Copper-Total (mg/L)	<0.01	<0.01	<0.01	<0.01
Fluoride (mg/L)	0.3	0.4	0.4	0.4
Gross Alpha-Dissolved (pCi/L)	15	22.6	32.6	36.4
Gross Beta-Dissolved (pCi/L)	9.2	16.2	11.9	22.5
Gross Gamma-Dissolved (pCi/L)			150	
Iron-Dissolved (mg/L)	<0.03	0.03	<0.03	<0.03
Iron-Total (mg/L)	0.96	7.34	10.7	5.17
Lead 210-Dissolved (pCi/L)	-3.5	-4.1	1.2	-2
Lead 210-Suspended (pCi/L)			-0.9	3.5
Lead-Dissolved (mg/L)	<0.001	0.001	0.001	<0.001
Lead-Total (mg/L)	0.004	0.026	0.023	0.03
Magnesium-Dissolved (mg/L)	7.1	32	32.7	31.2
Manganese-Dissolved (mg/L)	0.02	0.18	0.2	0.19
Manganese-Total (mg/L)	0.02	0.23	0.25	0.22
Mercury-Dissolved (mg/L)	<0.001	<0.001	<0.001	<0.001
Mercury-Total (mg/L)	<0.001	<0.001	<0.0001	<0.0002
Molybdenum-Dissolved (mg/L)	<0.1	<0.1	<0.1	<0.1
Molybdenum-Total (mg/L)	<0.1	<0.1	<0.1	<0.1
Nickel-Dissolved (mg/L)	<0.05	<0.05	<0.05	<0.05



**POWERTECH (USA) INC.**

Well #622				
Analyte	4/1/2008 14:56	4/21/2008 15:28	5/28/2008 18:26	6/25/2008 12:05
Nickel-Total (mg/L)	<0.05	<0.05	<0.05	<0.05
Nitrogen, Nitrate as N (mg/L)	<0.1	0.08	<0.1	<0.1
Nitrogen, Nitrite as N (mg/L)	<0.1	<0.05	<0.1	<0.1
Oxidation-Reduction Potential (mV)	200	340	200	240
pH	8.15	7.85	7.52	7.95
Polonium 210-Dissolved (pCi/L)	0.8	1.1	-0.3	0.2
Polonium 210-Suspended (pCi/L)		2.8	2.5	1
Potassium-Dissolved (mg/L)	11.3	10.3	10.6	10.2
Radium 226-Dissolved (pCi/L)	2.3	2.7	3.2	4.1
Radium 226-Suspended (pCi/L)	0.7	0.9	1	-0.2
Radon 222-Total (pCi/L)	501	1090	804	1950
Selenium-Dissolved (mg/L)	<0.001	<0.001	<0.001	<0.001
Selenium-IV-Dissolved (mg/L)	<0.001	<0.001	<0.001	<0.001
Selenium-Total (mg/L)	<0.001	<0.001	<0.001	0.002
Selenium-VI-Dissolved (mg/L)	<0.001	<0.001	<0.001	<0.001
Silica-Dissolved (mg/L)	1.2	7.5	4	3.9
Silver-Dissolved (mg/L)	<0.005	<0.005	<0.005	<0.005
Silver-Total (mg/L)	<0.005	<0.005	<0.005	<0.005
Sodium Adsorption Ratio (SAR) (meq/L)	11	4.1	4.1	4
Sodium-Dissolved (mg/L)	179	175	182	174
Solids-Total Dissolved Calculated (mg/L)	793	931	944	914
Solids-Total Dissolved TDS @ 180 C (mg/L)	800	940	890	900
Strontium-Total (mg/L)	<0.1	1.6	1.6	1.6
Sulfate (mg/L)	470	487	493	481
TDS Balance (0.80 - 1.20) (dec.%)	1.01	1.01	0.95	0.99
Thallium-Total (mg/L)	<0.001	<0.001	<0.001	<0.001
Thorium 230-Dissolved (pCi/L)	0.1			
Thorium 230-Suspended (pCi/L)	0.2	0.1	0.1	
Thorium 232-Dissolved (pCi/L)	<0.005	<0.005	<0.005	<0.005
Uranium-Dissolved (mg/L)	<0.0003	0.0054	0.0056	0.0051
Uranium-Suspended (mg/L)	<0.0003	0.0008	0.0005	<0.0003
Uranium-Total (mg/L)	<0.0003	0.0065	0.0068	0.0059
Vanadium-Dissolved (mg/L)	<0.1	<0.1	<0.1	<0.1
Zinc-Dissolved (mg/L)	<0.01	<0.01	<0.01	0.01
Zinc-Total (mg/L)	0.03	0.22	0.25	0.13




POWERTECH (USA) INC.

Well #622								
Analyte	Mean	StDev	Q1	Median	Q3	Minimum	Maximum	n
A/C Balance ( $\pm 5$ ) (%)	-1.6075	11.31394	-13.1225	3.27	5.03	-18.5	5.53	4
Alkalinity-Total as CaCO <sub>3</sub> (mg/L)	175	7.393691	167.5	178	179.5	164	180	4
Aluminum-Dissolved (mg/L)	0.05		0.05	0.05	0.05	0.05	0.05	4
Ammonia (mg/L)	0.05		0.05	0.05	0.05	0.05	0.05	4
Anions (meq/L)	13.85	0.310913	13.525	13.95	14.075	13.4	14.1	4
Antimony-Total (mg/L)	0.0015		0.0015	0.0015	0.0015	0.0015	0.0015	4
Arsenic-Dissolved (mg/L)	0.000625	0.00025	0.0005	0.0005	0.000875	0.0005	0.001	4
Arsenic-Total (mg/L)	0.00425	0.002363	0.00175	0.005	0.006	0.001	0.006	4
Barium-Dissolved (mg/L)	0.05		0.05	0.05	0.05	0.05	0.05	4
Barium-Total (mg/L)	0.1	0.070711	0.05	0.075	0.175	0.05	0.2	4
Beryllium-Total (mg/L)	0.0005		0.0005	0.0005	0.0005	0.0005	0.0005	4
Bicarbonate as HCO <sub>3</sub> (mg/L)	213.25	8.883505	204.25	217	218.5	200	219	4
Boron-Dissolved (mg/L)	0.05		0.05	0.05	0.05	0.05	0.05	4
Boron-Total (mg/L)	0.0625	0.025	0.05	0.05	0.0875	0.05	0.1	4
Cadmium-Dissolved (mg/L)	0.0025		0.0025	0.0025	0.0025	0.0025	0.0025	4
Cadmium-Total (mg/L)	0.0025		0.0025	0.0025	0.0025	0.0025	0.0025	4
Calcium-Dissolved (mg/L)	71.475	40.41001	30.3	88.6	95.525	11.2	97.5	4
Carbonate as CO <sub>3</sub> (mg/L)	2.5		2.5	2.5	2.5	2.5	2.5	4
Cation/Anion Balance (%)								
Cations (meq/L)	13.7075	3.015	10.6475	14.9	15.575	9.23	15.8	4
Chloride (mg/L)	10.5	1	10	10	11.5	10	12	4
Chromium-Dissolved (mg/L)	0.025		0.025	0.025	0.025	0.025	0.025	4
Chromium-Total (mg/L)	0.025		0.025	0.025	0.025	0.025	0.025	4
Conductivity @ 25 C (umhos/cm)	1305	83.46656	1230	1295	1390	1220	1410	4
Copper-Dissolved (mg/L)	0.005		0.005	0.005	0.005	0.005	0.005	4
Copper-Total (mg/L)	0.005		0.005	0.005	0.005	0.005	0.005	4
Fluoride (mg/L)	0.375	0.05	0.325	0.4	0.4	0.3	0.4	4
Gross Alpha-Dissolved (pCi/L)	26.65	9.705497	16.9	27.6	35.45	15	36.4	4
Gross Beta-Dissolved (pCi/L)	14.95	5.800287	9.875	14.05	20.925	9.2	22.5	4
Gross Gamma-Dissolved (pCi/L)	37.5	75			112.5		150	4
Iron-Dissolved (mg/L)	0.01875	0.0075	0.015	0.015	0.02625	0.015	0.03	4
Iron-Total (mg/L)	6.0425	4.081212	2.0125	6.255	9.86	0.96	10.7	4
Lead-Dissolved (mg/L)	0.00075	0.000289	0.0005	0.00075	0.001	0.0005	0.001	4
Lead-Total (mg/L)	0.02075	0.011529	0.00875	0.0245	0.029	0.004	0.03	4
Lead 210-Dissolved (pCi/L)	-2.1	2.370654	-3.95	-2.75	0.4	-4.1	1.2	4
Lead 210-Suspended (pCi/L)	0.65	1.946792	-0.675		2.625	-0.9	3.5	4
Lead 210-Total (pCi/L)								
Magnesium-Dissolved (mg/L)	25.75	12.44843	13.125	31.6	32.525	7.1	32.7	4
Manganese-Dissolved (mg/L)	0.1475	0.085391	0.06	0.185	0.1975	0.02	0.2	4
Manganese-Total (mg/L)	0.18	0.107393	0.07	0.225	0.245	0.02	0.25	4
Mercury-Dissolved (mg/L)	0.0005		0.0005	0.0005	0.0005	0.0005	0.0005	4
Mercury-Total (mg/L)	0.00033	0.000233	0.000075	0.0005	0.0005	0.00005	0.0005	5
Molybdenum-Dissolved (mg/L)	0.05		0.05	0.05	0.05	0.05	0.05	4
Molybdenum-Total (mg/L)	0.05		0.05	0.05	0.05	0.05	0.05	4
Nickel-Dissolved (mg/L)	0.025		0.025	0.025	0.025	0.025	0.025	4
Nickel-Total (mg/L)	0.025		0.025	0.025	0.025	0.025	0.025	4



POWERTECH (USA) INC.

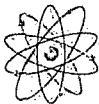
Well#622								
Analyte	Mean	StdDev	Q1	Median	Q3	Minimum	Maximum	n
Nitrogen, Nitrate as N (mg/L)	0.0575	0.015	0.05	0.05	0.0725	0.05	0.08	4
Nitrogen, Nitrite as N (mg/L)	0.04375	0.0125	0.03125	0.05	0.05	0.025	0.05	4
Oxidation-Reduction Potential (mV)	245	66.08076	200	220	315	200	340	4
pH	7.8675	0.263106	7.6025	7.9	8.1	7.52	8.15	4
Polonium 210-Dissolved (pCi/L)	0.45	0.6245	-0.175	0.5	1.025	-0.3	1.1	4
Polonium 210-Suspended (pCi/L)	1.575	1.31244	0.25	1.75	2.725		2.8	4
Polonium 210-Total (pCi/L)								
Potassium-Dissolved (mg/L)	10.6	0.496655	10.225	10.45	11.125	10.2	11.3	4
Radium 226-Dissolved (pCi/L)	3.075	0.776209	2.4	2.95	3.875	2.3	4.1	4
Radium 226-Suspended (pCi/L)	0.6	0.547723	0.025	0.8	0.975	-0.2	1	4
Radium 226-Total (pCi/L)								
Radium 226 (pCi/L)								
Radon 222-Total (pCi/L)	1086.25	624.0355	576.75	947	1735	501	1950	4
Selenium-Dissolved (mg/L)	0.0005		0.0005	0.0005	0.0005	0.0005	0.0005	4
Selenium-IV-Dissolved (mg/L)	0.0005		0.0005	0.0005	0.0005	0.0005	0.0005	4
Selenium-Total (mg/L)	0.000875	0.00075	0.0005	0.0005	0.001625	0.0005	0.002	4
Selenium-VI-Dissolved (mg/L)	0.0005		0.0005	0.0005	0.0005	0.0005	0.0005	4
Silica-Dissolved (mg/L)	4.15	2.582634	1.875	3.95	6.625	1.2	7.5	4
Silver-Dissolved (mg/L)	0.0025		0.0025	0.0025	0.0025	0.0025	0.0025	4
Silver-Total (mg/L)	0.0025		0.0025	0.0025	0.0025	0.0025	0.0025	4
Sodium-Dissolved (mg/L)	177.5	3.696846	174.25	177	181.25	174	182	4
Sodium Adsorption Ratio (SAR) (meq/L)	5.8	3.466987	4.025	4.1	9.275	4	11	4
Solids-Total Dissolved Calculated (mg/L)	895.5	69.42862	823.25	922.5	940.75	793	944	4
Solids-Total Dissolved TDS @ 180 C (mg/L)	882.5	59.09033	822.5	895	930	800	940	4
Strontium-Total (mg/L)	1.2125	0.775	0.4375	1.6	1.6	0.05	1.6	4
Sulfate (mg/L)	482.75	9.810708	472.75	484	491.5	470	493	4
TDS Balance (0.80 - 1.20) (dec.%)	0.99	0.028284	0.96	1	1.01	0.95	1.01	4
Thallium-Total (mg/L)	0.0005		0.0005	0.0005	0.0005	0.0005	0.0005	4
Thorium 230-Dissolved (pCi/L)	0.025	0.05			0.075		0.1	4
Thorium 230-Suspended (pCi/L)	0.1	0.08165	0.025	0.1	0.175		0.2	4
Thorium 230-Total (pCi/L)								
Thorium 232-Dissolved (pCi/L)	0.0025		0.0025	0.0025	0.0025	0.0025	0.0025	4
Uranium-Dissolved (mg/L)	0.004063	0.002616	0.001388	0.00525	0.00555	0.00015	0.0056	4
Uranium-Suspended (mg/L)	0.0004	0.000314	0.00015	0.000325	0.000725	0.00015	0.0008	4
Uranium-Total (mg/L)	0.004838	0.003147	0.001588	0.0062	0.006725	0.00015	0.0068	4
Vanadium-Dissolved (mg/L)	0.05		0.05	0.05	0.05	0.05	0.05	4
Zinc-Dissolved (mg/L)	0.00625	0.0025	0.005	0.005	0.00875	0.005	0.01	4
Zinc-Total (mg/L)	0.1575	0.099121	0.055	0.175	0.2425	0.03	0.25	4



**POWERTech (USA) INC.**


Well #628				
Analyte	9/28/2007 9:23	11/14/2007 10:59	2/20/2008 18:30	5/29/2008 15:02
A/C Balance ( $\pm 5$ ) (%)	-4.9	-1.74	0.362	5.86
Alkalinity-Total as CaCO <sub>3</sub> (mg/L)	134	160	162	160
Aluminum-Dissolved (mg/L)	<0.1	<0.1	<0.1	<0.1
Ammonia (mg/L)	0.6	0.2	0.2	0.2
Anions (meq/L)	23.5	14.4	17.6	15.2
Antimony-Total (mg/L)			<0.003	<0.003
Arsenic-Dissolved (mg/L)	0.001	<0.001	0.001	0.001
Arsenic-Total (mg/L)			0.001	0.004
Barium-Dissolved (mg/L)	<0.1	<0.1	<0.1	<0.1
Barium-Total (mg/L)			<0.1	<0.1
Beryllium-Total (mg/L)			<0.001	<0.001
Bicarbonate as HCO <sub>3</sub> (mg/L)	154	195	193	195
Boron-Dissolved (mg/L)	0.4	<0.1	0.2	0.2
Boron-Total (mg/L)			<0.1	0.1
Cadmium-Dissolved (mg/L)	<0.005	<0.005	<0.005	<0.005
Cadmium-Total (mg/L)			<0.005	<0.005
Calcium-Dissolved (mg/L)	24	43.2	50	40.1
Carbonate as CO <sub>3</sub> (mg/L)	<5	<5	<5	<5
Cations (meq/L)	21.3	13.9	17.8	17
Chloride (mg/L)	82	35	29	42
Chromium-Dissolved (mg/L)	<0.05	<0.05	<0.05	<0.05
Chromium-Total (mg/L)			<0.05	<0.05
Conductivity @ 25 C (umhos/cm)	2490	1800	1510	1640
Copper-Dissolved (mg/L)	<0.01	<0.01	<0.01	<0.01
Copper-Total (mg/L)			<0.01	<0.01
Fluoride (mg/L)	0.5	0.4	0.4	0.5
Gross Alpha-Dissolved (pCi/L)	29.9	83.9	64.5	39
Gross Beta-Dissolved (pCi/L)	14	47.1	19	11.4
Gross Gamma-Dissolved (pCi/L)	<20	1100	440	260
Iron-Dissolved (mg/L)	0.11	<0.03	<0.03	<0.03
Iron-Total (mg/L)			0.7	0.66
Lead 210-Dissolved (pCi/L)	<1	<1	14	0.1
Lead 210-Suspended (pCi/L)	<1	<1	1.2	0.5
Lead 210-Total (pCi/L)	<1			
Lead-Dissolved (mg/L)	<0.001	<0.001	<0.001	<0.001
Lead-Total (mg/L)			<0.001	<0.001
Magnesium-Dissolved (mg/L)	11.4	16.9	20.6	17.5
Manganese-Dissolved (mg/L)	0.06	0.15	0.09	0.08
Manganese-Total (mg/L)			0.09	0.08
Mercury-Dissolved (mg/L)	<0.001	<0.001	<0.001	<0.001
Mercury-Total (mg/L)	<0.0002	<0.001	<0.001	<0.0001
Molybdenum-Dissolved (mg/L)	<0.1	<0.1	<0.1	<0.1
Molybdenum-Total (mg/L)			<0.01	<0.1
Nickel-Dissolved (mg/L)	<0.05	<0.05	<0.05	<0.05





**POWERTECH (USA) INC.**

Well #628				
Analyte	9/28/2007 9:23	11/14/2007 10:59	2/20/2008 18:30	5/29/2008 15:02
Nickel-Total (mg/L)			<0.05	<0.05
Nitrogen, Nitrate as N (mg/L)	<0.1	<0.1	<0.1	<0.1
Nitrogen, Nitrite as N (mg/L)	<0.1	<0.1	<0.1	<0.1
Oxidation-Reduction Potential (mV)		96	110	180
pH	8.66	7.77	8.32	8.21
Polonium 210-Dissolved (pCi/L)	<1	2.7	1.3	-0.5
Polonium 210-Suspended (pCi/L)	6.4	<1	<1	0.1
Polonium 210-Total (pCi/L)	6.4			
Potassium-Dissolved (mg/L)	8.8	8.5	9.3	8.2
Radium 226-Dissolved (pCi/L)	7.4	20.7	9	6.1
Radium 226-Suspended (pCi/L)	<0.2		1.7	-0.3
Radium 226-Total (pCi/L)	6.8			
Radon 222-Total (pCi/L)		2740	4360	5040
Selenium-Dissolved (mg/L)	0.002	<0.001	<0.001	<0.001
Selenium-IV-Dissolved (mg/L)		<0.001	<0.001	<0.001
Selenium-Total (mg/L)			<0.001	<0.001
Selenium-VI-Dissolved (mg/L)		<0.001	<0.001	<0.001
Silica-Dissolved (mg/L)	4.5	7.2	5	4
Silver-Dissolved (mg/L)	<0.005	<0.005	<0.005	<0.005
Silver-Total (mg/L)			<0.005	<0.005
Sodium Adsorption Ratio (SAR) (meq/L)		7.6	9.2	10
Sodium-Dissolved (mg/L)	435	233	306	307
Solids-Total Dissolved Calculated (mg/L)	1530	923	1180	1040
Solids-Total Dissolved TDS @ 180 C (mg/L)	1800	1300	920	980
Strontium-Total (mg/L)			0.9	0.9
Sulfate (mg/L)	1030	635	651	515
TDS Balance (0.80 - 1.20) (dec.%)	1.15	1.44	0.78	0.95
Thallium-Total (mg/L)			<0.001	<0.001
Thorium 230-Dissolved (pCi/L)	<0.2	<0.2	<0.2	
Thorium 230-Suspended (pCi/L)	<0.2	0.3	<0.2	0.1
Thorium 230-Total (pCi/L)	<0.2			
Thorium 232-Dissolved (pCi/L)	<0.005	<0.005	<0.005	<0.005
Uranium-Dissolved (mg/L)	0.0017	0.0034	0.003	0.0027
Uranium-Suspended (mg/L)	<0.0003	<0.0003	<0.0003	<0.0003
Uranium-Total (mg/L)			0.0031	0.0029
Vanadium-Dissolved (mg/L)	<0.1	<0.1	<0.1	<0.1
Zinc-Dissolved (mg/L)	0.01	<0.01	<0.01	<0.01
Zinc-Total (mg/L)			<0.01	<0.01



POWERTECH (USA) INC.

Well#628								
Analyte	Mean	StDev	Q1	Median	Q3	Minimum	Maximum	n
A/C Balance ( $\pm 5$ ) (%)	-0.1045	4.526388	-4.11	-0.689	4.4855	-4.9	5.86	4
Alkalinity-Total as CaCO <sub>3</sub> (mg/L)	154	13.36663	140.5	160	161.5	134	162	4
Aluminum-Dissolved (mg/L)	0.05		0.05	0.05	0.05	0.05	0.05	4
Ammonia (mg/L)	0.3	0.2	0.2	0.2	0.5	0.2	0.6	4
Anions (meq/L)	17.675	4.114507	14.6	16.4	22.025	14.4	23.5	4
Antimony-Total (mg/L)	0.0015			0.0015		0.0015	0.0015	2
Arsenic-Dissolved (mg/L)	0.000875	0.00025	0.000625	0.001	0.001	0.0005	0.001	4
Arsenic-Total (mg/L)	0.0025	0.002121		0.0025		0.001	0.004	2
Barium-Dissolved (mg/L)	0.05		0.05	0.05	0.05	0.05	0.05	4
Barium-Total (mg/L)	0.05			0.05		0.05	0.05	2
Beryllium-Total (mg/L)	0.0005			0.0005		0.0005	0.0005	2
Bicarbonate as HCO <sub>3</sub> (mg/L)	184.25	20.18869	163.75	194	195	154	195	4
Boron-Dissolved (mg/L)	0.2125	0.143614	0.0875	0.2	0.35	0.05	0.4	4
Boron-Total (mg/L)	0.075	0.035355		0.075		0.05	0.1	2
Cadmium-Dissolved (mg/L)	0.0025		0.0025	0.0025	0.0025	0.0025	0.0025	4
Cadmium-Total (mg/L)	0.0025			0.0025		0.0025	0.0025	2
Calcium-Dissolved (mg/L)	39.325	11.02161	28.025	41.65	48.3	24	50	4
Carbonate as CO <sub>3</sub> (mg/L)	2.5		2.5	2.5	2.5	2.5	2.5	4
Cation/Anion Balance (%)								
Cations (meq/L)	17.5	3.040833	14.675	17.4	20.425	13.9	21.3	4
Chloride (mg/L)	47	23.93045	30.5	38.5	72	29	82	4
Chromium-Dissolved (mg/L)	0.025		0.025	0.025	0.025	0.025	0.025	4
Chromium-Total (mg/L)	0.025			0.025		0.025	0.025	2
Conductivity @ 25 C (umhos/cm)	1860	436.4249	1542.5	1720	2317.5	1510	2490	4
Copper-Dissolved (mg/L)	0.005		0.005	0.005	0.005	0.005	0.005	4
Copper-Total (mg/L)	0.005			0.005		0.005	0.005	2
Fluoride (mg/L)	0.45	0.057735	0.4	0.45	0.5	0.4	0.5	4
Gross Alpha-Dissolved (pCi/L)	54.325	24.56045	32.175	51.75	79.05	29.9	83.9	4
Gross Beta-Dissolved (pCi/L)	22.875	16.45507	12.05	16.5	40.075	11.4	47.1	4
Gross Gamma-Dissolved (pCi/L)	452.5	466.2885	72.5	350	935	10	1100	4
Iron-Dissolved (mg/L)	0.03875	0.0475	0.015	0.015	0.08625	0.015	0.11	4
Iron-Total (mg/L)	0.68	0.028284		0.68		0.66	0.7	2
Lead-Dissolved (mg/L)	0.0005		0.0005	0.0005	0.0005	0.0005	0.0005	4
Lead-Total (mg/L)	0.0005			0.0005		0.0005	0.0005	2
Lead 210-Dissolved (pCi/L)	3.775	6.819274	0.2	0.5	10.625	0.1	14	4
Lead 210-Suspended (pCi/L)	0.675	0.35	0.5	0.5	1.025	0.5	1.2	4
Lead 210-Total (pCi/L)	0.5			0.5		0.5	0.5	1
Magnesium-Dissolved (mg/L)	16.6	3.827096	12.775	17.2	19.825	11.4	20.6	4
Manganese-Dissolved (mg/L)	0.095	0.03873	0.065	0.085	0.135	0.06	0.15	4
Manganese-Total (mg/L)	0.085	0.007071		0.085		0.08	0.09	2
Mercury-Dissolved (mg/L)	0.0005		0.0005	0.0005	0.0005	0.0005	0.0005	4
Mercury-Total (mg/L)	0.00024	0.000238	0.00005	0.0001	0.0005	0.00005	0.0005	5
Molybdenum-Dissolved (mg/L)	0.05		0.05	0.05	0.05	0.05	0.05	4
Molybdenum-Total (mg/L)	0.0275	0.03182		0.0275		0.005	0.05	2
Nickel-Dissolved (mg/L)	0.025		0.025	0.025	0.025	0.025	0.025	4
Nickel-Total (mg/L)	0.025			0.025		0.025	0.025	2



POWERTECH (USA) INC.

Well #628								
Analyte	Mean	StDev	Q1	Median	Q3	Minimum	Maximum	n
Nitrogen, Nitrate as N (mg/L)	0.05		0.05	0.05	0.05	0.05	0.05	4
Nitrogen, Nitrite as N (mg/L)	0.05		0.05	0.05	0.05	0.05	0.05	4
Oxidation-Reduction Potential (mV)	128.6667	45.0037	96	110	180	96	180	3
pH	8.24	0.367242	7.88	8.265	8.575	7.77	8.66	4
Polonium 210-Dissolved (pCi/L)	1	1.351542	-0.25	0.9	2.35	-0.5	2.7	4
Polonium 210-Suspended (pCi/L)	1.875	3.022554	0.2	0.5	4.925	0.1	6.4	4
Polonium 210-Total (pCi/L)	6.4			6.4		6.4	6.4	1
Potassium-Dissolved (mg/L)	8.7	0.469042	8.275	8.65	9.175	8.2	9.3	4
Radium 226-Dissolved (pCi/L)	10.8	6.705719	6.425	8.2	17.775	6.1	20.7	4
Radium 226-Suspended (pCi/L)	0.5	1.058301	-0.3	0.1	1.7	-0.3	1.7	3
Radium 226-Total (pCi/L)	6.8			6.8		6.8	6.8	1
Radium 226 (pCi/L)								
Radon 222-Total (pCi/L)	4046.667	1181.581	2740	4360	5040	2740	5040	3
Selenium-Dissolved (mg/L)	0.000875	0.00075	0.0005	0.0005	0.001625	0.0005	0.002	4
Selenium-IV-Dissolved (mg/L)	0.0005		0.0005	0.0005	0.0005	0.0005	0.0005	3
Selenium-Total (mg/L)	0.0005			0.0005		0.0005	0.0005	2
Selenium-VI-Dissolved (mg/L)	0.0005		0.0005	0.0005	0.0005	0.0005	0.0005	3
Silica-Dissolved (mg/L)	5.175	1.410378	4.125	4.75	6.65	4	7.2	4
Silver-Dissolved (mg/L)	0.0025		0.0025	0.0025	0.0025	0.0025	0.0025	4
Silver-Total (mg/L)	0.0025			0.0025		0.0025	0.0025	2
Sodium-Dissolved (mg/L)	320.25	83.98164	251.25	306.5	403	233	435	4
Sodium Adsorption Ratio (SAR) (meq/L)	8.933333	1.22202	7.6	9.2	10	7.6	10	3
Solids-Total Dissolved Calculated (mg/L)	1168.25	263.0569	952.25	1110	1442.5	923	1530	4
Solids-Total Dissolved TDS @ 180 C (mg/L)	1250	402.8234	935	1140	1675	920	1800	4
Strontium-Total (mg/L)	0.9			0.9		0.9	0.9	2
Sulfate (mg/L)	707.75	223.2418	545	643	935.25	515	1030	4
TDS Balance (0.80 - 1.20) (dec.%)	1.08	0.283666	0.8225	1.05	1.3675	0.78	1.44	4
Thallium-Total (mg/L)	0.0005			0.0005		0.0005	0.0005	2
Thorium 230-Dissolved (pCi/L)	0.075	0.05	0.025	0.1	0.1		0.1	4
Thorium 230-Suspended (pCi/L)	0.15	0.1	0.1	0.1	0.25	0.1	0.3	4
Thorium 230-Total (pCi/L)	0.1			0.1		0.1	0.1	1
Thorium 232-Dissolved (pCi/L)	0.0025		0.0025	0.0025	0.0025	0.0025	0.0025	4
Uranium-Dissolved (mg/L)	0.0027	0.000726	0.00195	0.00285	0.0033	0.0017	0.0034	4
Uranium-Suspended (mg/L)	0.00015		0.00015	0.00015	0.00015	0.00015	0.00015	4
Uranium-Total (mg/L)	0.003	0.000141		0.003		0.0029	0.0031	2
Vanadium-Dissolved (mg/L)	0.05		0.05	0.05	0.05	0.05	0.05	4
Zinc-Dissolved (mg/L)	0.00625	0.0025	0.005	0.005	0.00875	0.005	0.01	4
Zinc-Total (mg/L)	0.005			0.005		0.005	0.005	2



POWERTECH (USA) INC.

Well #631				
Analyte	9/26/2007 16:40	11/14/2007 15:20	2/20/2008 13:55	5/19/2008 11:06
A/C Balance (± 5) (%)	-4.28	-3.03	-4.87	5.08
Alkalinity-Total as CaCO <sub>3</sub> (mg/L)	168	160	158	164
Aluminum-Dissolved (mg/L)	<0.1	<0.1	<0.1	<0.1
Ammonia (mg/L)	<0.1	<0.1	<0.1	<0.1
Anions (meq/L)	26.9	28.9	29.5	29.7
Antimony-Total (mg/L)			<0.003	<0.003
Arsenic-Dissolved (mg/L)	0.001	<0.001	<0.001	<0.001
Arsenic-Total (mg/L)			<0.001	0.002
Barium-Dissolved (mg/L)	<0.1	<0.1	<0.1	<0.1
Barium-Total (mg/L)			<0.1	<0.1
Beryllium-Total (mg/L)			<0.001	<0.001
Bicarbonate as HCO <sub>3</sub> (mg/L)	205	195	193	200
Boron-Dissolved (mg/L)	0.2	<0.1	0.1	0.2
Boron-Total (mg/L)			0.1	0.2
Cadmium-Dissolved (mg/L)	<0.01	<0.005	<0.005	<0.005
Cadmium-Total (mg/L)			<0.005	<0.001
Calcium-Dissolved (mg/L)	268	307	324	375
Carbonate as CO <sub>3</sub> (mg/L)	<5	<5	<5	<5
Cations (meq/L)	24.7	27.2	26.8	32.8
Chloride (mg/L)	10	10	8	10
Chromium-Dissolved (mg/L)	<0.05	<0.05	<0.05	<0.05
Chromium-Total (mg/L)			<0.05	<0.05
Conductivity @ 25 C (umhos/cm)	2180	2170	2420	2530
Copper-Dissolved (mg/L)	<0.01	<0.01	<0.01	<0.01
Copper-Total (mg/L)			<0.01	<0.01
Fluoride (mg/L)	0.3	0.3	0.2	0.5
Gross Alpha-Dissolved (pCi/L)	51	46.5	162	60.7
Gross Beta-Dissolved (pCi/L)	20.9	29.4	52.1	26.2
Gross Gamma-Dissolved (pCi/L)	520	1900	510	130
Iron-Dissolved (mg/L)	<0.03	0.84	0.57	0.39
Iron-Total (mg/L)			1.06	0.98
Lead 210-Dissolved (pCi/L)	<1	<1	6.1	0.5
Lead 210-Suspended (pCi/L)	<1	<1	7.5	-1.4
Lead 210-Total (pCi/L)	<1			
Lead-Dissolved (mg/L)	<0.05	<0.001	<0.001	<0.001
Lead-Total (mg/L)			<0.001	<0.001
Magnesium-Dissolved (mg/L)	82.9	89.3	82.6	110
Manganese-Dissolved (mg/L)	0.28	0.29	0.3	0.33
Manganese-Total (mg/L)			0.28	0.32
Mercury-Dissolved (mg/L)	<0.0002	<0.001	<0.001	<0.001
Mercury-Total (mg/L)	<0.001	<0.001	<0.001	<0.0001
Molybdenum-Dissolved (mg/L)	<0.1	<0.1	<0.1	<0.1
Molybdenum-Total (mg/L)			<0.01	<0.01
Nickel-Dissolved (mg/L)	<0.05	<0.05	<0.05	<0.05
Nickel-Total (mg/L)			<0.05	<0.05



**POWERTECH (USA) INC.**

Well #631				
Analyte	9/26/2007 16:40	11/14/2007 15:20	2/20/2008 13:55	5/19/2008 11:06
Nitrogen, Nitrate as N (mg/L)	<0.1	<0.1	<0.1	<0.1
Nitrogen, Nitrite as N (mg/L)	<0.1	<0.1	<0.1	<0.1
Oxidation-Reduction Potential (mV)		<0	180	230
pH	7.76	7.23	7.6	7.54
Polonium 210-Dissolved (pCi/L)	<1	3.5	<1	0.2
Polonium 210-Suspended (pCi/L)	<1	<1	<1	0.1
Polonium 210-Total (pCi/L)	<1			
Potassium-Dissolved (mg/L)	15.9	15.7	15.7	16.3
Radium 226-Dissolved (pCi/L)	12.9	9.5	19.4	22.1
Radium 226-Suspended (pCi/L)	2.3		<0.9	-0.3
Radium 226-Total (pCi/L)	15.2			
Radon 222-Total (pCi/L)		4220	3920	4430
Selenium-Dissolved (mg/L)	0.002	<0.001	<0.001	<0.005
Selenium-IV-Dissolved (mg/L)		<0.001	<0.001	<0.001
Selenium-Total (mg/L)			0.002	<0.001
Selenium-VI-Dissolved (mg/L)		<0.001	<0.001	<0.001
Silica-Dissolved (mg/L)	7.2	7.8	6.9	3.5
Silver-Dissolved (mg/L)	<0.01	<0.005	<0.005	<0.005
Silver-Total (mg/L)			<0.005	<0.005
Sodium Adsorption Ratio (SAR) (meq/L)		1.2	0.99	1.2
Sodium-Dissolved (mg/L)	92.4	92.9	77.1	107
Solids-Total Dissolved Calculated (mg/L)	1690	1830	1880	1980
Solids-Total Dissolved TDS @ 180 C (mg/L)	1900	2000	2000	2000
Strontium-Total (mg/L)			5.6	6.8
Sulfate (mg/L)	1240	1220	1250	1250
TDS Balance (0.80 - 1.20) (dec.%)	1.11	1.09	1.05	1.02
Thallium-Total (mg/L)			<0.001	<0.001
Thorium 230-Dissolved (pCi/L)	<0.2	<0.2	<0.2	0.1
Thorium 230-Suspended (pCi/L)	<0.2	<0.2	0.6	
Thorium 230-Total (pCi/L)	<0.2			
Thorium 232-Dissolved (pCi/L)	<0.001	<0.005	<0.005	<0.005
Uranium-Dissolved (mg/L)	0.0027	0.0029	0.0027	0.0026
Uranium-Suspended (mg/L)	<0.0003	<0.0003	<0.0003	<0.0003
Uranium-Total (mg/L)	0.003		0.0026	0.0028
Vanadium-Dissolved (mg/L)	<0.1	<0.1	<0.1	<0.1
Zinc-Dissolved (mg/L)	<0.01	<0.01	<0.01	<0.01
Zinc-Total (mg/L)			<0.01	0.01



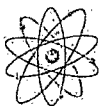
POWERTECH (USA) INC.

Well #631								
Analyte	Mean	StdDev	Q1	Median	Q3	Minimum	Maximum	n
A/C Balance ( $\pm 5$ ) (%)	-1.775	4.633936	-4.7225	-3.655	3.0525	-4.87	5.08	4
Alkalinity-Total as CaCO <sub>3</sub> (mg/L)	162.5	4.434712	158.5	162	167	158	168	4
Aluminum-Dissolved (mg/L)	0.05		0.05	0.05	0.05	0.05	0.05	4
Ammonia (mg/L)	0.05		0.05	0.05	0.05	0.05	0.05	4
Anions (meq/L)	28.75	1.279323	27.4	29.2	29.65	26.9	29.7	4
Antimony-Total (mg/L)	0.0015			0.0015		0.0015	0.0015	2
Arsenic-Dissolved (mg/L)	0.000625	0.00025	0.0005	0.0005	0.000875	0.0005	0.001	4
Arsenic-Total (mg/L)	0.00125	0.001061		0.00125		0.0005	0.002	2
Barium-Dissolved (mg/L)	0.05		0.05	0.05	0.05	0.05	0.05	4
Barium-Total (mg/L)	0.05			0.05		0.05	0.05	2
Beryllium-Total (mg/L)	0.0005			0.0005		0.0005	0.0005	2
Bicarbonate as HCO <sub>3</sub> (mg/L)	198.25	5.377422	193.5	197.5	203.75	193	205	4
Boron-Dissolved (mg/L)	0.1375	0.075	0.0625	0.15	0.2	0.05	0.2	4
Boron-Total (mg/L)	0.15	0.070711		0.15		0.1	0.2	2
Cadmium-Dissolved (mg/L)	0.003125	0.00125	0.0025	0.0025	0.004375	0.0025	0.005	4
Cadmium-Total (mg/L)	0.0015	0.001414		0.0015		0.0005	0.0025	2
Calcium-Dissolved (mg/L)	318.5	44.3659	277.75	315.5	362.25	268	375	4
Carbonate as CO <sub>3</sub> (mg/L)	2.5		2.5	2.5	2.5	2.5	2.5	4
Cation/Anion Balance (%)								
Cations (meq/L)	27.875	3.461575	25.225	27	31.4	24.7	32.8	4
Chloride (mg/L)	9.5	1	8.5	10	10	8	10	4
Chromium-Dissolved (mg/L)	0.025		0.025	0.025	0.025	0.025	0.025	4
Chromium-Total (mg/L)	0.025			0.025		0.025	0.025	2
Conductivity @ 25 C (umhos/cm)	2325	178.9786	2172.5	2300	2502.5	2170	2530	4
Copper-Dissolved (mg/L)	0.005		0.005	0.005	0.005	0.005	0.005	4
Copper-Total (mg/L)	0.005			0.005		0.005	0.005	2
Fluoride (mg/L)	0.325	0.125831	0.225	0.3	0.45	0.2	0.5	4
Gross Alpha-Dissolved (pCi/L)	80.05	54.95371	47.625	55.85	136.675	46.5	162	4
Gross Beta-Dissolved (pCi/L)	32.15	13.75415	22.225	27.8	46.425	20.9	52.1	4
Gross Gamma-Dissolved (pCi/L)	765	778.1388	225	515	1555	130	1900	4
Iron-Dissolved (mg/L)	0.45375	0.346058	0.10875	0.48	0.7725	0.015	0.84	4
Iron-Total (mg/L)	1.02	0.056569		1.02		0.98	1.06	2
Lead-Dissolved (mg/L)	0.006625	0.01225	0.0005	0.0005	0.018875	0.0005	0.025	4
Lead-Total (mg/L)	0.0005			0.0005		0.0005	0.0005	2
Lead 210-Dissolved (pCi/L)	1.9	2.8	0.5	0.5	4.7	0.5	6.1	4
Lead 210-Suspended (pCi/L)	1.775	3.920353	-0.925	0.5	5.75	-1.4	7.5	4
Lead 210-Total (pCi/L)	0.5			0.5		0.5	0.5	1
Magnesium-Dissolved (mg/L)	91.2	12.90865	82.675	86.1	104.825	82.6	110	4
Manganese-Dissolved (mg/L)	0.3	0.021602	0.2825	0.295	0.3225	0.28	0.33	4
Manganese-Total (mg/L)	0.3	0.028284		0.3		0.28	0.32	2
Mercury-Dissolved (mg/L)	0.0004	0.0002	0.0002	0.0005	0.0005	0.0001	0.0005	4
Mercury-Total (mg/L)	0.000388	0.000225	0.000163	0.0005	0.0005	0.00005	0.0005	4
Molybdenum-Dissolved (mg/L)	0.05		0.05	0.05	0.05	0.05	0.05	4
Molybdenum-Total (mg/L)	0.005			0.005		0.005	0.005	2
Nickel-Dissolved (mg/L)	0.025		0.025	0.025	0.025	0.025	0.025	4



POWERTECH (USA) INC.


Well #331								
Analyte	Mean	StDev	Q1	Median	Q3	Minimum	Maximum	n
Nickel-Total (mg/L)	0.025			0.025		0.025	0.025	2
Nitrogen, Nitrate as N (mg/L)	0.05		0.05	0.05	0.05	0.05	0.05	4
Nitrogen, Nitrite as N (mg/L)	0.05		0.05	0.05	0.05	0.05	0.05	4
Oxidation-Reduction Potential (mV)	136.6667	120.9683		180	230		230	3
pH	7.5325	0.222017	7.3075	7.57	7.72	7.23	7.76	4
Polonium, 210-Dissolved (pCi/L)	1.175	1.556438	0.275	0.5	2.75	0.2	3.5	4
Polonium 210-Suspended (pCi/L)	0.4	0.2	0.2	0.5	0.5	0.1	0.5	4
Polonium 210-Total (pCi/L)	0.5			0.5		0.5	0.5	1
Potassium-Dissolved (mg/L)	15.9	0.282843	15.7	15.8	16.2	15.7	16.3	4
Radium 226-Dissolved (pCi/L)	15.975	5.791589	10.35	16.15	21.425	9.5	22.1	4
Radium 226-Suspended (pCi/L)	0.816667	1.33822	-0.3	0.45	2.3	-0.3	2.3	3
Radium 226-Total (pCi/L)	15.2			15.2		15.2	15.2	1
Radium 226 (pCi/L)								
Radon 222-Total (pCi/L)	4190	256.3201	3920	4220	4430	3920	4430	3
Selenium-Dissolved (mg/L)	0.001375	0.001031	0.0005	0.00125	0.002375	0.0005	0.0025	4
Selenium-IV-Dissolved (mg/L)	0.0005		0.0005	0.0005	0.0005	0.0005	0.0005	3
Selenium-Total (mg/L)	0.00125	0.001061		0.00125		0.0005	0.002	2
Selenium-VI-Dissolved (mg/L)	0.0005		0.0005	0.0005	0.0005	0.0005	0.0005	3
Silica-Dissolved (mg/L)	6.35	1.936492	4.35	7.05	7.65	3.5	7.8	4
Silver-Dissolved (mg/L)	0.003125	0.00125	0.0025	0.0025	0.004375	0.0025	0.005	4
Silver-Total (mg/L)	0.0025			0.0025		0.0025	0.0025	2
Sodium-Dissolved (mg/L)	92.35	12.21324	80.925	92.65	103.475	77.1	107	4
Sodium Adsorption Ratio (SAR) (meq/L)	1.13	0.121244	0.99	1.2	1.2	0.99	1.2	3
Solids-Total Dissolved Calculated (mg/L)	1845	120.6924	1725	1855	1955	1690	1980	4
Solids-Total Dissolved TDS @ 180 C (mg/L)	1975	50	1925	2000	2000	1900	2000	4
Strontium-Total (mg/L)	6.2	0.848528		6.2		5.6	6.8	2
Sulfate (mg/L)	1240	14.14214	1225	1245	1250	1220	1250	4
TDS Balance (0.80 - 1.20) (dec.%)	1.0675	0.040311	1.0275	1.07	1.105	1.02	1.11	4
Thallium-Total (mg/L)	0.0005			0.0005		0.0005	0.0005	2
Thorium 230-Dissolved (pCi/L)	0.1		0.1	0.1	0.1	0.1	0.1	4
Thorium 230-Suspended (pCi/L)	0.2	0.270801	0.025	0.1	0.475		0.6	4
Thorium 230-Total (pCi/L)	0.1			0.1		0.1	0.1	1
Thorium 232-Dissolved (pCi/L)	0.002	0.001	0.001	0.0025	0.0025	0.0005	0.0025	4
Uranium-Dissolved (mg/L)	0.002725	0.000126	0.002625	0.0027	0.00285	0.0026	0.0029	4
Uranium-Suspended (mg/L)	0.00015		0.00015	0.00015	0.00015	0.00015	0.00015	4
Uranium-Total (mg/L)	0.0028	0.0002	0.0026	0.0028	0.003	0.0026	0.003	3
Vanadium-Dissolved (mg/L)	0.05		0.05	0.05	0.05	0.05	0.05	4
Zinc-Dissolved (mg/L)	0.005		0.005	0.005	0.005	0.005	0.005	4
Zinc-Total (mg/L)	0.0075	0.003536		0.0075		0.005	0.01	2



**POWERTECH (USA) INC.**


Well #635				
Analyte	9/26/2007 18:08	11/27/2007 8:25	2/10/2008 14:55	4/29/2008 19:00
A/C Balance (± 5) (%)	-1.14	-0.831	-0.25	3.52
Alkalinity-Total as CaCO <sub>3</sub> (mg/L)	124	118	120	118
Aluminum-Dissolved (mg/L)	<0.1	<0.1	<0.1	<0.1
Ammonia (mg/L)	0.1	0.4	0.5	0.5
Anions (meq/L)	30.4	31.6	33.7	32.8
Antimony-Total (mg/L)			<0.003	<0.003
Arsenic-Dissolved (mg/L)	<0.001	<0.001	<0.001	<0.001
Arsenic-Total (mg/L)			<0.001	0.001
Barium-Dissolved (mg/L)	<0.1	<0.1	<0.1	<0.1
Barium-Total (mg/L)			<0.1	<0.1
Beryllium-Total (mg/L)			<0.001	<0.001
Bicarbonate as HCO <sub>3</sub> (mg/L)	151	144	146	144
Boron-Dissolved (mg/L)	0.4	0.4	0.5	0.4
Boron-Total (mg/L)			0.5	0.4
Cadmium-Dissolved (mg/L)	<0.005	<0.005	<0.005	<0.005
Cadmium-Total (mg/L)			<0.005	<0.005
Calcium-Dissolved (mg/L)	110	120	132	136
Carbonate as CO <sub>3</sub> (mg/L)	<5	<5	<5	<5
Cations (meq/L)	29.8	31.1	33.5	35.2
Chloride (mg/L)	24	23	26	20
Chromium-Dissolved (mg/L)	<0.05	<0.05	<0.05	<0.05
Chromium-Total (mg/L)			<0.05	<0.05
Conductivity @ 25 C (umhos/cm)	2890	2830	2950	2810
Copper-Dissolved (mg/L)	<0.01	<0.01	<0.01	<0.01
Copper-Total (mg/L)			<0.01	<0.01
Fluoride (mg/L)	0.3	0.3	0.4	0.4
Gross Alpha-Dissolved (pCi/L)	2.5	4.4	14.8	13.2
Gross Beta-Dissolved (pCi/L)	4.3	6.3	10	-8
Gross Gamma-Dissolved (pCi/L)	960	1000	91	
Iron-Dissolved (mg/L)	<0.03	<0.03	<0.03	<0.03
Iron-Total (mg/L)			1.11	1.08
Lead 210-Dissolved (pCi/L)	<1	1.7	<1	
Lead 210-Suspended (pCi/L)	<1	5.1	<1	-9.6
Lead 210-Total (pCi/L)	<1			
Lead-Dissolved (mg/L)	<0.001	0.003	<0.001	<0.001
Lead-Total (mg/L)			<0.001	<0.001
Magnesium-Dissolved (mg/L)	44.3	49	52.3	54.1
Manganese-Dissolved (mg/L)	0.06	0.07	0.06	0.06
Manganese-Total (mg/L)			0.06	0.05
Mercury-Dissolved (mg/L)	<0.001	<0.001	<0.001	<0.001
Mercury-Total (mg/L)	<0.0002	<0.001	<0.001	<0.001
Molybdenum-Dissolved (mg/L)	<0.1	<0.1	<0.1	<0.1
Molybdenum-Total (mg/L)			0.01	<0.1
Nickel-Dissolved (mg/L)	<0.05	<0.05	<0.05	<0.05
Nickel-Total (mg/L)			<0.05	<0.05






**POWERTECH (USA) INC.**

Well #635				
Analyte	9/26/2007 18:08	11/27/2007 8:25	2/10/2008 14:55	4/29/2008 19:00
Nitrogen, Nitrate as N (mg/L)	<0.1	<0.1	<0.1	<0.05
Nitrogen, Nitrite as N (mg/L)	<0.1	<0.1	<0.1	<0.05
Oxidation-Reduction Potential (mV)		270	129.4	180
pH	7.72	7.64	7.91	8.2
Polonium 210-Dissolved (pCi/L)	<1	1.9	<1	1.1
Polonium 210-Suspended (pCi/L)	<1	<1	<1	
Polonium 210-Total (pCi/L)	<1			
Potassium-Dissolved (mg/L)	7.8	8.3	8.2	7.3
Radium 226-Dissolved (pCi/L)	1.6	0.8	1.3	
Radium 226-Suspended (pCi/L)	0.8	<0.2	0.6	0.3
Radium 226-Total (pCi/L)	2.4			
Radon 222-Total (pCi/L)		902	806	1070
Selenium-Dissolved (mg/L)	0.001	<0.001	<0.001	<0.001
Selenium-IV-Dissolved (mg/L)		0.001	<0.001	<0.001
Selenium-Total (mg/L)			<0.001	0.001
Selenium-VI-Dissolved (mg/L)		<0.001	<0.001	<0.001
Silica-Dissolved (mg/L)	8.6	9	10	4.9
Silver-Dissolved (mg/L)	<0.005	<0.005	<0.005	<0.005
Silver-Total (mg/L)			<0.005	<0.005
Sodium Adsorption Ratio (SAR) (meq/L)		9.3	9.6	10
Sodium-Dissolved (mg/L)	470	480	515	545
Solids-Total Dissolved Calculated (mg/L)	2040	2120	2270	2280
Solids-Total Dissolved TDS @ 180 C (mg/L)	2200	2300	2300	2200
Strontium-Total (mg/L)			4.2	4.6
Sulfate (mg/L)	1500	1370	1470	1430
TDS Balance (0.80 - 1.20) (dec.%)	1.09	1.08	1.03	0.98
Thallium-Total (mg/L)			<0.001	<0.001
Thorium 230-Dissolved (pCi/L)	<0.2	<0.2	<0.2	0.2
Thorium 230-Suspended (pCi/L)	<0.2	<0.2	<0.2	0.1
Thorium 230-Total (pCi/L)	<0.2			
Thorium 232-Dissolved (pCi/L)	<0.005	<0.005	<0.005	<0.005
Uranium-Dissolved (mg/L)	0.002	0.002	0.0021	0.0017
Uranium-Suspended (mg/L)	<0.0003	<0.0003	<0.0003	<0.0003
Uranium-Total (mg/L)	0.002		0.0021	0.0017
Vanadium-Dissolved (mg/L)	<0.1	<0.1	<0.1	<0.1
Zinc-Dissolved (mg/L)	<0.01	0.02	<0.01	<0.01
Zinc-Total (mg/L)			<0.01	<0.01




POWERTECH (USA) INC.

Well#635								
Analyte	Mean	StDev	Q1	Median	Q3	Minimum	Maximum	n
A/C Balance ( $\pm 5$ ) (%)	0.32475	2.161883	-1.06275	-0.5405	2.5775	-1.14	3.52	4
Alkalinity-Total as CaCO <sub>3</sub> (mg/L)	120	2.828427	118	119	123	118	124	4
Aluminum-Dissolved (mg/L)	0.05		0.05	0.05	0.05	0.05	0.05	4
Ammonia (mg/L)	0.375	0.189297	0.175	0.45	0.5	0.1	0.5	4
Anions (meq/L)	32.125	1.436141	30.7	32.2	33.475	30.4	33.7	4
Antimony-Total (mg/L)	0.0015			0.0015		0.0015	0.0015	2
Arsenic-Dissolved (mg/L)	0.0005		0.0005	0.0005	0.0005	0.0005	0.0005	4
Arsenic-Total (mg/L)	0.00075	0.000354		0.00075		0.0005	0.001	2
Barium-Dissolved (mg/L)	0.05		0.05	0.05	0.05	0.05	0.05	4
Barium-Total (mg/L)	0.05			0.05		0.05	0.05	2
Beryllium-Total (mg/L)	0.0005			0.0005		0.0005	0.0005	2
Bicarbonate as HCO <sub>3</sub> (mg/L)	146.25	3.304038	144	145	149.75	144	151	4
Boron-Dissolved (mg/L)	0.425	0.05	0.4	0.4	0.475	0.4	0.5	4
Boron-Total (mg/L)	0.45	0.070711		0.45		0.4	0.5	2
Cadmium-Dissolved (mg/L)	0.0025		0.0025	0.0025	0.0025	0.0025	0.0025	4
Cadmium-Total (mg/L)	0.0025			0.0025		0.0025	0.0025	2
Calcium-Dissolved (mg/L)	124.5	11.81807	112.5	126	135	110	136	4
Carbonate as CO <sub>3</sub> (mg/L)	2.5		2.5	2.5	2.5	2.5	2.5	4
Cation/Anion Balance (%)								
Cations (meq/L)	32.4	2.415229	30.125	32.3	34.775	29.8	35.2	4
Chloride (mg/L)	23.25	2.5	20.75	23.5	25.5	20	26	4
Chromium-Dissolved (mg/L)	0.025		0.025	0.025	0.025	0.025	0.025	4
Chromium-Total (mg/L)	0.025			0.025		0.025	0.025	2
Conductivity @ 25 C (umhos/cm)	2870	63.24555	2815	2860	2935	2810	2950	4
Copper-Dissolved (mg/L)	0.005		0.005	0.005	0.005	0.005	0.005	4
Copper-Total (mg/L)	0.005			0.005		0.005	0.005	2
Fluoride (mg/L)	0.35	0.057735	0.3	0.35	0.4	0.3	0.4	4
Gross Alpha-Dissolved (pCi/L)	8.725	6.174882	2.975	8.8	14.4	2.5	14.8	4
Gross Beta-Dissolved (pCi/L)	3.15	7.799359	-4.925	5.3	9.075	-8	10	4
Gross Gamma-Dissolved (pCi/L)	512.75	541.0578	22.75	525.5	990		1000	4
Iron-Dissolved (mg/L)	0.015		0.015	0.015	0.015	0.015	0.015	4
Iron-Total (mg/L)	1.095	0.021213		1.095		1.08	1.11	2
Lead-Dissolved (mg/L)	0.001125	0.00125	0.0005	0.0005	0.002375	0.0005	0.003	4
Lead-Total (mg/L)	0.0005			0.0005		0.0005	0.0005	2
Lead 210-Dissolved (pCi/L)	0.675	0.722842	0.125	0.5	1.4		1.7	4
Lead 210-Suspended (pCi/L)	-0.875	6.207724	-7.075	0.5	3.95	-9.6	5.1	4
Lead 210-Total (pCi/L)	0.5			0.5		0.5	0.5	1
Magnesium-Dissolved (mg/L)	49.925	4.303777	45.475	50.65	53.65	44.3	54.1	4
Manganese-Dissolved (mg/L)	0.0625	0.005	0.06	0.06	0.0675	0.06	0.07	4
Manganese-Total (mg/L)	0.055	0.007071		0.055		0.05	0.06	2
Mercury-Dissolved (mg/L)	0.0005		0.0005	0.0005	0.0005	0.0005	0.0005	4
Mercury-Total (mg/L)	0.00033	0.000233	0.000075	0.0005	0.0005	0.00005	0.0005	5
Molybdenum-Dissolved (mg/L)	0.05		0.05	0.05	0.05	0.05	0.05	4
Molybdenum-Total (mg/L)	0.03	0.028284		0.03		0.01	0.05	2
Nickel-Dissolved (mg/L)	0.025		0.025	0.025	0.025	0.025	0.025	4
Nickel-Total (mg/L)	0.025			0.025		0.025	0.025	2




POWERTECH (USA) INC.

Well #635								
Analyte	Mean	StdDev	Q1	Median	Q3	Minimum	Maximum	n
Nitrogen, Nitrate as N (mg/L)	0.04375	0.0125	0.03125	0.05	0.05	0.025	0.05	4
Nitrogen, Nitrite as N (mg/L)	0.04375	0.0125	0.03125	0.05	0.05	0.025	0.05	4
Oxidation-Reduction Potential (mV)	193.1333	71.21414	129.4	180	270	129.4	270	3
pH	7.8675	0.248914	7.66	7.815	8.1275	7.64	8.2	4
Polonium 210-Dissolved (pCi/L)	1	0.663325	0.5	0.8	1.7	0.5	1.9	4
Polonium 210-Suspended (pCi/L)	0.375	0.25	0.125	0.5	0.5		0.5	4
Polonium 210-Total (pCi/L)	0.5			0.5		0.5	0.5	1
Potassium-Dissolved (mg/L)	7.9	0.454606	7.425	8	8.275	7.3	8.3	4
Radium 226-Dissolved (pCi/L)	1.233333	0.404145	0.8	1.3	1.6	0.8	1.6	3
Radium 226-Suspended (pCi/L)	0.45	0.310913	0.15	0.45	0.75	0.1	0.8	4
Radium 226-Total (pCi/L)	2.4			2.4		2.4	2.4	1
Radium 226 (pCi/L)								
Radon 222-Total (pCi/L)	926	133.6263	806	902	1070	806	1070	3
Selenium-Dissolved (mg/L)	0.000625	0.00025	0.0005	0.0005	0.000875	0.0005	0.001	4
Selenium-IV-Dissolved (mg/L)	0.000667	0.000289	0.0005	0.0005	0.001	0.0005	0.001	3
Selenium-Total (mg/L)	0.00075	0.000354		0.00075		0.0005	0.001	2
Selenium-VI-Dissolved (mg/L)	0.0005		0.0005	0.0005	0.0005	0.0005	0.0005	3
Silica-Dissolved (mg/L)	8.125	2.229163	5.825	8.8	9.75	4.9	10	4
Silver-Dissolved (mg/L)	0.0025		0.0025	0.0025	0.0025	0.0025	0.0025	4
Silver-Total (mg/L)	0.0025			0.0025		0.0025	0.0025	2
Sodium-Dissolved (mg/L)	502.5	34.27827	472.5	497.5	537.5	470	545	4
Sodium Adsorption Ratio (SAR) (meq/L)	9.633333	0.351188	9.3	9.6	10	9.3	10	3
Solids-Total Dissolved Calculated (mg/L)	2177.5	117.2959	2060	2195	2277.5	2040	2280	4
Solids-Total Dissolved TDS @ 180 C (mg/L)	2250	57.73503	2200	2250	2300	2200	2300	4
Strontium-Total (mg/L)	4.4	0.282843		4.4		4.2	4.6	2
Sulfate (mg/L)	1442.5	56.19905	1385	1450	1492.5	1370	1500	4
TDS Balance (0.80 - 1.20) (dec.%)	1.045	0.050662	0.9925	1.055	1.0875	0.98	1.09	4
Thallium-Total (mg/L)	0.0005			0.0005		0.0005	0.0005	2
Thorium 230-Dissolved (pCi/L)	0.125	0.05	0.1	0.1	0.175	0.1	0.2	4
Thorium 230-Suspended (pCi/L)	0.1		0.1	0.1	0.1	0.1	0.1	4
Thorium 230-Total (pCi/L)	0.1			0.1		0.1	0.1	1
Thorium 232-Dissolved (pCi/L)	0.0025		0.0025	0.0025	0.0025	0.0025	0.0025	4
Uranium-Dissolved (mg/L)	0.00195	0.000173	0.001775	0.002	0.002075	0.0017	0.0021	4
Uranium-Suspended (mg/L)	0.00015		0.00015	0.00015	0.00015	0.00015	0.00015	4
Uranium-Total (mg/L)	0.001933	0.000208	0.0017	0.002	0.0021	0.0017	0.0021	3
Vanadium-Dissolved (mg/L)	0.05		0.05	0.05	0.05	0.05	0.05	4
Zinc-Dissolved (mg/L)	0.00875	0.0075	0.005	0.005	0.01625	0.005	0.02	4
Zinc-Total (mg/L)	0.005			0.005		0.005	0.005	2




**POWERTECH (USA) INC.**

Well #650				
Analyte	9/28/2007 19:00	11/12/2007 15:30	3/24/2008 9:00	5/30/2008 16:30
A/C Balance (± 5) (%)	-3.87	4.96	-5.85	-1.4
Alkalinity-Total as CaCO <sub>3</sub> (mg/L)	116	108	30	30
Aluminum-Dissolved (mg/L)	0.6	<0.1	<0.1	<0.1
Ammonia (mg/L)	0.6	0.6	0.4	0.4
Anions (meq/L)	25.9	23.5	17.8	18.2
Antimony-Total (mg/L)			<0.003	<0.003
Arsenic-Dissolved (mg/L)	0.002	<0.001	<0.001	<0.001
Arsenic-Total (mg/L)			0.001	0.002
Barium-Dissolved (mg/L)	<0.1	<0.1	<0.1	<0.1
Barium-Total (mg/L)			<0.1	<0.1
Beryllium-Total (mg/L)			<0.001	<0.001
Bicarbonate as HCO <sub>3</sub> (mg/L)	141	132	37	37
Boron-Dissolved (mg/L)	<0.1	<0.1	0.1	0.1
Boron-Total (mg/L)			0.1	0.1
Cadmium-Dissolved (mg/L)	<0.005	<0.005	<0.005	<0.005
Cadmium-Total (mg/L)			<0.001	<0.005
Calcium-Dissolved (mg/L)	219	221	101	125
Carbonate as CO <sub>3</sub> (mg/L)	<5	<5	<5	<5
Cations (meq/L)	23.9	26	15.9	17.7
Chloride (mg/L)	17	16	19	16
Chromium-Dissolved (mg/L)	<0.05	<0.05	<0.05	<0.05
Chromium-Total (mg/L)			<0.05	<0.05
Conductivity @ 25 C (umhos/cm)	2260	1770	1540	1700
Copper-Dissolved (mg/L)	<0.01	<0.01	<0.01	<0.01
Copper-Total (mg/L)			0.08	<0.01
Fluoride (mg/L)	<0.1	<0.1	0.1	0.1
Gross Alpha-Dissolved (pCi/L)	13.1	5.6	2.9	2.1
Gross Beta-Dissolved (pCi/L)	20.9	20.1	12.5	10.8
Gross Gamma-Dissolved (pCi/L)	1100	2200	<20	
Iron-Dissolved (mg/L)	13.2	0.68	0.06	0.1
Iron-Total (mg/L)			7.59	8.99
Lead 210-Dissolved (pCi/L)	<1	1.4	24	1.5
Lead 210-Suspended (pCi/L)	<1	<1	12	6.2
Lead 210-Total (pCi/L)	<1			
Lead-Dissolved (mg/L)	<0.001	<0.001	<0.001	<0.001
Lead-Total (mg/L)			0.05	0.002
Magnesium-Dissolved (mg/L)	85.2	100	62.3	70.6
Manganese-Dissolved (mg/L)	2.44	1.39	0.43	0.94
Manganese-Total (mg/L)			0.56	0.66
Mercury-Dissolved (mg/L)	<0.001	<0.001	<0.001	<0.001
Mercury-Total (mg/L)	<0.0002	<0.001	<0.0001	<0.0001
Molybdenum-Dissolved (mg/L)	<0.1	<0.1	<0.1	<0.1
Molybdenum-Total (mg/L)			<0.01	<0.1
Nickel-Dissolved (mg/L)	<0.05	<0.05	<0.05	<0.05
Nickel-Total (mg/L)			<0.05	<0.05




**POWERTECH (USA) INC.**

Well #650				
Analyte	9/28/2007 19:00	11/12/2007 15:30	3/24/2008 9:00	5/30/2008 16:30
Nitrogen, Nitrate as N (mg/L)	<0.1	<0.1	<0.1	<0.1
Nitrogen, Nitrite as N (mg/L)	<0.1	<0.1	<0.1	<0.1
Oxidation-Reduction Potential (mV)		190	120	200
pH	7.04	7.22	7.4	7.3
Polonium 210-Dissolved (pCi/L)	<1	<1	0.4	-0.2
Polonium 210-Suspended (pCi/L)	<1	<1	1.2	0.2
Polonium 210-Total (pCi/L)	<1			
Potassium-Dissolved (mg/L)	17.6	18.1	14.5	15.6
Radium 226-Dissolved (pCi/L)	2.7	2.4	1.4	1.2
Radium 226-Suspended (pCi/L)	0.6	<0.2	0.7	-0.02
Radium 226-Total (pCi/L)	3.2			
Radon 222-Total (pCi/L)		134	202	254
Selenium-Dissolved (mg/L)	0.002	<0.001	<0.005	<0.001
Selenium-IV-Dissolved (mg/L)		<0.001	<0.001	<0.001
Selenium-Total (mg/L)			<0.001	<0.001
Selenium-VI-Dissolved (mg/L)		<0.001	<0.001	<0.001
Silica-Dissolved (mg/L)	2.7	1.1	0.9	<0.5
Silver-Dissolved (mg/L)	<0.005	<0.005	<0.005	<0.005
Silver-Total (mg/L)			<0.005	<0.005
Sodium Adsorption Ratio (SAR) (meq/L)		1.9	2.3	2.1
Sodium-Dissolved (mg/L)	110	139	121	119
Solids-Total Dissolved Calculated (mg/L)	1630	1560	1140	1190
Solids-Total Dissolved TDS @ 180 C (mg/L)	2000	1600	1300	1400
Strontium-Total (mg/L)			2.1	2.6
Sulfate (mg/L)	1320	1000	801	825
TDS Balance (0.80 - 1.20) (dec.%)	1.21	1.01	1.11	1.13
Thallium-Total (mg/L)			<0.001	<0.001
Thorium 230-Dissolved (pCi/L)	<0.2	<0.2	0.4	
Thorium 230-Suspended (pCi/L)	<0.2	<0.2	0.8	0.2
Thorium 230-Total (pCi/L)	<0.2			
Thorium 232-Dissolved (pCi/L)	<0.005	<0.005	<0.005	<0.005
Uranium-Dissolved (mg/L)	0.0019	<0.0003	<0.0003	<0.0003
Uranium-Suspended (mg/L)	0.0014	<0.0003	0.0033	<0.0003
Uranium-Total (mg/L)			0.0004	<0.0003
Vanadium-Dissolved (mg/L)	<0.1	<0.1	<0.1	<0.1
Zinc-Dissolved (mg/L)	0.02	<0.01	<0.01	<0.01
Zinc-Total (mg/L)			0.07	0.02



POWERTECH (USA) INC.

Well#650								
Analyte	Mean	StDev	Q1	Median	Q3	Minimum	Maximum	n
A/C Balance ( $\pm 5$ ) (%)	-1.54	4.700163	-5.355	-2.635	3.37	-5.85	4.96	4
Alkalinity-Total as CaCO <sub>3</sub> (mg/L)	71	47.45524	30	69	114	30	116	4
Aluminum-Dissolved (mg/L)	0.1875	0.275	0.05	0.05	0.4625	0.05	0.6	4
Ammonia (mg/L)	0.5	0.11547	0.4	0.5	0.6	0.4	0.6	4
Anions (meq/L)	21.35	3.993745	17.9	20.85	25.3	17.8	25.9	4
Antimony-Total (mg/L)	0.0015			0.0015		0.0015	0.0015	2
Arsenic-Dissolved (mg/L)	0.000875	0.00075	0.0005	0.0005	0.001625	0.0005	0.002	4
Arsenic-Total (mg/L)	0.0015	0.000707		0.0015		0.001	0.002	2
Barium-Dissolved (mg/L)	0.05		0.05	0.05	0.05	0.05	0.05	4
Barium-Total (mg/L)	0.05			0.05		0.05	0.05	2
Beryllium-Total (mg/L)	0.0005			0.0005		0.0005	0.0005	2
Bicarbonate as HCO <sub>3</sub> (mg/L)	86.75	57.56373	37	84.5	138.75	37	141	4
Boron-Dissolved (mg/L)	0.075	0.028868	0.05	0.075	0.1	0.05	0.1	4
Boron-Total (mg/L)	0.1			0.1		0.1	0.1	2
Cadmium-Dissolved (mg/L)	0.0025		0.0025	0.0025	0.0025	0.0025	0.0025	4
Cadmium-Total (mg/L)	0.0015	0.001414		0.0015		0.0005	0.0025	2
Calcium-Dissolved (mg/L)	166.5	62.55398	107	172	220.5	101	221	4
Carbonate as CO <sub>3</sub> (mg/L)	2.5		2.5	2.5	2.5	2.5	2.5	4
Cation/Anion Balance (%)								
Cations (meq/L)	20.875	4.838991	16.35	20.8	25.475	15.9	26	4
Chloride (mg/L)	17	1.414214	16	16.5	18.5	16	19	4
Chromium-Dissolved (mg/L)	0.025		0.025	0.025	0.025	0.025	0.025	4
Chromium-Total (mg/L)	0.025			0.025		0.025	0.025	2
Conductivity @ 25 C (umhos/cm)	1817.5	310.309	1580	1735	2137.5	1540	2260	4
Copper-Dissolved (mg/L)	0.005		0.005	0.005	0.005	0.005	0.005	4
Copper-Total (mg/L)	0.0425	0.053033		0.0425		0.005	0.08	2
Fluoride (mg/L)	0.075	0.028868	0.05	0.075	0.1	0.05	0.1	4
Gross Alpha-Dissolved (pCi/L)	5.925	5.012235	2.3	4.25	11.225	2.1	13.1	4
Gross Beta-Dissolved (pCi/L)	16.075	5.166801	11.225	16.3	20.7	10.8	20.9	4
Gross Gamma-Dissolved (pCi/L)	827.5	1050.567	2.5	555	1925		2200	4
Iron-Dissolved (mg/L)	3.51	6.46621	0.07	0.39	10.07	0.06	13.2	4
Iron-Total (mg/L)	8.29	0.989949		8.29		7.59	8.99	2
Lead-Dissolved (mg/L)	0.0005		0.0005	0.0005	0.0005	0.0005	0.0005	4
Lead-Total (mg/L)	0.026	0.033941		0.026		0.002	0.05	2
Lead 210-Dissolved (pCi/L)	6.85	11.44217	0.725	1.45	18.375	0.5	24	4
Lead 210-Suspended (pCi/L)	4.8	5.500909	0.5	3.35	10.55	0.5	12	4
Lead 210-Total (pCi/L)	0.5			0.5		0.5	0.5	1
Magnesium-Dissolved (mg/L)	79.525	16.61112	64.375	77.9	96.3	62.3	100	4
Manganese-Dissolved (mg/L)	1.3	0.855219	0.5575	1.165	2.1775	0.43	2.44	4
Manganese-Total (mg/L)	0.61	0.070711		0.61		0.56	0.66	2
Mercury-Dissolved (mg/L)	0.0005		0.0005	0.0005	0.0005	0.0005	0.0005	4
Mercury-Total (mg/L)	0.000175	0.000218	0.00005	0.000075	0.0004	0.00005	0.0005	4
Molybdenum-Dissolved (mg/L)	0.05		0.05	0.05	0.05	0.05	0.05	4
Molybdenum-Total (mg/L)	0.0275	0.03182		0.0275		0.005	0.05	2
Nickel-Dissolved (mg/L)	0.025		0.025	0.025	0.025	0.025	0.025	4
Nickel-Total (mg/L)	0.025			0.025		0.025	0.025	2



POWERTECH (USA) INC.


Well #350								
Analyte	Mean	StDev	Q1	Median	Q3	Minimum	Maximum	n
Nitrogen, Nitrate as N (mg/L)	0.05		0.05	0.05	0.05	0.05	0.05	4
Nitrogen, Nitrite as N (mg/L)	0.05		0.05	0.05	0.05	0.05	0.05	4
Oxidation-Reduction Potential (mV)	170	43.58899	120	190	200	120	200	3
pH	7.24	0.152315	7.085	7.26	7.375	7.04	7.4	4
Polonium 210-Dissolved (pCi/L)	0.3	0.33665	-0.05	0.45	0.5	-0.2	0.5	4
Polonium 210-Suspended (pCi/L)	0.6	0.424264	0.275	0.5	1.025	0.2	1.2	4
Polonium 210-Total (pCi/L)	0.5			0.5		0.5	0.5	1
Potassium-Dissolved (mg/L)	16.45	1.690168	14.775	16.6	17.975	14.5	18.1	4
Radium 226-Dissolved (pCi/L)	1.925	0.736546	1.25	1.9	2.625	1.2	2.7	4
Radium 226-Suspended (pCi/L)	0.345	0.357911	0.01	0.35	0.675	-0.02	0.7	4
Radium 226-Total (pCi/L)	3.2			3.2		3.2	3.2	1
Radium 226 (pCi/L)								
Radon 222-Total (pCi/L)	196.6667	60.17752	134	202	254	134	254	3
Selenium-Dissolved (mg/L)	0.001375	0.001031	0.0005	0.00125	0.002375	0.0005	0.0025	4
Selenium-IV-Dissolved (mg/L)	0.0005		0.0005	0.0005	0.0005	0.0005	0.0005	3
Selenium-Total (mg/L)	0.0005			0.0005		0.0005	0.0005	2
Selenium-VI-Dissolved (mg/L)	0.0005		0.0005	0.0005	0.0005	0.0005	0.0005	3
Silica-Dissolved (mg/L)	1.2375	1.040332	0.4125	1	2.3	0.25	2.7	4
Silver-Dissolved (mg/L)	0.0025		0.0025	0.0025	0.0025	0.0025	0.0025	4
Silver-Total (mg/L)	0.0025			0.0025		0.0025	0.0025	2
Sodium-Dissolved (mg/L)	122.25	12.14839	112.25	120	134.5	110	139	4
Sodium Adsorption Ratio (SAR) (meq/L)	2.1	0.2	1.9	2.1	2.3	1.9	2.3	3
Solids-Total Dissolved Calculated (mg/L)	1380	250.7323	1152.5	1375	1612.5	1140	1630	4
Solids-Total Dissolved TDS @ 180 C (mg/L)	1575	309.5696	1325	1500	1900	1300	2000	4
Strontium-Total (mg/L)	2.35	0.353553		2.35		2.1	2.6	2
Sulfate (mg/L)	986.5	239.3721	807	912.5	1240	801	1320	4
TDS Balance (0.80 - 1.20) (dec.%)	1.115	0.08226	1.035	1.12	1.19	1.01	1.21	4
Thallium-Total (mg/L)	0.0005			0.0005		0.0005	0.0005	2
Thorium 230-Dissolved (pCi/L)	0.15	0.173205	0.025	0.1	0.325		0.4	4
Thorium 230-Suspended (pCi/L)	0.3	0.33665	0.1	0.15	0.65	0.1	0.8	4
Thorium 230-Total (pCi/L)	0.1			0.1		0.1	0.1	1
Thorium 232-Dissolved (pCi/L)	0.0025		0.0025	0.0025	0.0025	0.0025	0.0025	4
Uranium-Dissolved (mg/L)	0.000588	0.000875	0.00015	0.00015	0.001463	0.00015	0.0019	4
Uranium-Suspended (mg/L)	0.00125	0.001488	0.00015	0.000775	0.002825	0.00015	0.0033	4
Uranium-Total (mg/L)	0.000275	0.000177		0.000275		0.00015	0.0004	2
Vanadium-Dissolved (mg/L)	0.05		0.05	0.05	0.05	0.05	0.05	4
Zinc-Dissolved (mg/L)	0.00875	0.0075	0.005	0.005	0.01625	0.005	0.02	4
Zinc-Total (mg/L)	0.045	0.035355		0.045		0.02	0.07	2



POWERTech (USA) Inc.


Well #675					
Analyte	9/28/2007 10:49	11/27/2007 17:34	2/5/2008 12:05	4/29/2008 17:47	4/29/2008 17:50
A/C Balance (± 5) (%)	-4.99	1.35	5.71	1.42	0.84
Alkalinity-Total as CaCO <sub>3</sub> (mg/L)	378	352	388	422	428
Aluminum-Dissolved (mg/L)	<0.1	<0.1	<0.1	<0.1	<0.1
Ammonia (mg/L)	0.3	0.5	0.3	0.2	0.2
Anions (meq/L)	84.2	80	77.8	89.5	90.4
Antimony-Total (mg/L)			<0.003	<0.003	<0.003
Arsenic-Dissolved (mg/L)	0.001	<0.001	0.001	0.001	0.001
Arsenic-Total (mg/L)			0.002	0.002	0.002
Barium-Dissolved (mg/L)	<0.1	<0.1	<0.1	<0.1	<0.1
Barium-Total (mg/L)			<0.1	<0.1	<0.1
Beryllium-Total (mg/L)			<0.001	<0.001	<0.001
Bicarbonate as HCO <sub>3</sub> (mg/L)	461	429	473	514	522
Boron-Dissolved (mg/L)	0.4	0.3	0.4	0.3	0.3
Boron-Total (mg/L)			<0.1	0.3	0.3
Cadmium-Dissolved (mg/L)	<0.005	<0.005	<0.005	<0.005	<0.005
Cadmium-Total (mg/L)			<0.005	<0.005	<0.005
Calcium-Dissolved (mg/L)	400	410	439	450	452
Carbonate as CO <sub>3</sub> (mg/L)	<5	<5	<5	<5	<5
Cations (meq/L)	76.2	82.2	87.2	92.1	91.9
Chloride (mg/L)	64	60	75	64	64
Chromium-Dissolved (mg/L)	<0.05	<0.05	<0.05	<0.05	<0.05
Chromium-Total (mg/L)			<0.05	<0.05	<0.05
Conductivity @ 25 C (umhos/cm)	6090	5830	6340	6560	6530
Copper-Dissolved (mg/L)	<0.01	<0.01	<0.01	<0.01	<0.01
Copper-Total (mg/L)			<0.01	<0.01	<0.01
Fluoride (mg/L)	0.1	0.4	0.6	0.5	0.5
Gross Alpha-Dissolved (pCi/L)	18.8	18.3	29.3	55.2	51.1
Gross Beta-Dissolved (pCi/L)	18.5	<2	25.3	8	-0.4
Gross Gamma-Dissolved (pCi/L)	<20	1100	<20		
Iron-Dissolved (mg/L)	0.13	0.05	0.15	1.88	2.32
Iron-Total (mg/L)			3.48	5.03	5.12
Lead 210-Dissolved (pCi/L)	<1	6	<1		
Lead 210-Suspended (pCi/L)	14	<1	<1	-19.2	-5.2
Lead 210-Total (pCi/L)	14				
Lead-Dissolved (mg/L)	<0.001	<0.001	<0.001	<0.001	<0.001
Lead-Total (mg/L)			<0.001	<0.001	<0.001
Magnesium-Dissolved (mg/L)	339	362	376	408	416
Manganese-Dissolved (mg/L)	2.89	3.14	3.39	3.02	2.66
Manganese-Total (mg/L)			3.4	3.02	2.75
Mercury-Dissolved (mg/L)	<0.001	<0.001	<0.001	<0.001	<0.001
Mercury-Total (mg/L)	<0.0002	<0.001	<0.001	<0.0001	<0.0001
Molybdenum-Dissolved (mg/L)	<0.1	<0.1	<0.1	<0.1	<0.1
Molybdenum-Total (mg/L)			<0.01	<0.1	<0.1
Nickel-Dissolved (mg/L)	<0.05	<0.05	<0.05	<0.05	<0.05
Nickel-Total (mg/L)			<0.05	<0.05	<0.05






POWERTECH (USA) INC.

Well #675					
Analyte	9/28/2007 10:49	11/27/2007 17:34	2/5/2008 12:05	4/29/2008 17:47	4/29/2008 17:50
Nitrogen, Nitrate as N (mg/L)	<0.1	<0.1	<0.1	0.07	0.07
Nitrogen, Nitrite as N (mg/L)	<0.1	<0.1	<0.1	<0.05	<0.05
Oxidation-Reduction Potential (mV)		220	180	240	240
pH	7.25	7.32	7.29	7.53	7.79
Polonium 210-Dissolved (pCi/L)	<1	<1	2.1	0.6	1.2
Polonium 210-Suspended (pCi/L)	<1	2	<1	0.3	-0.1
Polonium 210-Total (pCi/L)	<1				
Potassium-Dissolved (mg/L)	28	25.2	24.5	21.7	21.4
Radium 226-Dissolved (pCi/L)	<0.2	0.5	<0.2		
Radium 226-Suspended (pCi/L)	2.3	1.7	<0.2	0.7	0.7
Radium 226-Total (pCi/L)	2.3				
Radon 222-Total (pCi/L)		712	783	960	960
Selenium-Dissolved (mg/L)	0.003	<0.001	0.001	<0.001	<0.001
Selenium-IV-Dissolved (mg/L)		<0.001	<0.001	<0.001	<0.001
Selenium-Total (mg/L)			0.004	0.002	0.002
Selenium-VI-Dissolved (mg/L)		<0.001	0.001	<0.001	<0.001
Silica-Dissolved (mg/L)	16	14.9	14.4	7.3	7.4
Silver-Dissolved (mg/L)	<0.005	<0.005	<0.005	<0.005	<0.005
Silver-Total (mg/L)			<0.005	<0.005	<0.005
Sodium Adsorption Ratio (SAR) (meq/L)		6.2	6.5	6.6	6.4
Sodium-Dissolved (mg/L)	630	713	769	809	789
Solids-Total Dissolved Calculated (mg/L)	5280	5200	5180	5830	5860
Solids-Total Dissolved TDS @ 180 C (mg/L)	5900	6100	6100	5700	4800
Strontium-Total (mg/L)			8.3	8.8	8.6
Sulfate (mg/L)	3600	3420	3260	3810	3840
TDS Balance (0.80 - 1.20) (dec.%)	1.11	1.17	1.18	0.97	0.82
Thallium-Total (mg/L)			<0.001	<0.001	<0.001
Thorium 230-Dissolved (pCi/L)	<0.2	<0.2	<0.2		
Thorium 230-Suspended (pCi/L)	<0.2	1.3	<0.2		0.1
Thorium 230-Total (pCi/L)	<0.2				
Thorium 232-Dissolved (pCi/L)	<0.005	<0.005	<0.005	<0.005	<0.005
Uranium-Dissolved (mg/L)	0.0372	0.0307	0.0387	0.0493	0.0485
Uranium-Suspended (mg/L)	0.0013	0.003	0.0005	<0.0003	<0.0003
Uranium-Total (mg/L)			0.0387	0.0502	0.0516
Vanadium-Dissolved (mg/L)	<0.1	<0.1	<0.1	<0.1	<0.1
Zinc-Dissolved (mg/L)	0.02	0.02	<0.01	<0.01	<0.01
Zinc-Total (mg/L)			<0.01	<0.01	0.01




POWERTECH (USA) INC.

Well #675								
Analyte	Mean	StdDev	Q1	Median	Q3	Minimum	Maximum	n
A/C Balance ( $\pm 5$ ) (%)	0.866	3.817686	-2.075	1.35	3.565	-4.99	5.71	5
Alkalinity-Total as CaCO <sub>3</sub> (mg/L)	393.6	31.6038	365	388	425	352	428	5
Aluminum-Dissolved (mg/L)	0.05		0.05	0.05	0.05	0.05	0.05	5
Ammonia (mg/L)	0.3	0.122474	0.2	0.3	0.4	0.2	0.5	5
Anions (meq/L)	84.38	5.589454	78.9	84.2	89.95	77.8	90.4	5
Antimony-Total (mg/L)	0.0015		0.0015	0.0015	0.0015	0.0015	0.0015	3
Arsenic-Dissolved (mg/L)	0.0009	0.000224	0.00075	0.001	0.001	0.0005	0.001	5
Arsenic-Total (mg/L)	0.002		0.002	0.002	0.002	0.002	0.002	3
Barium-Dissolved (mg/L)	0.05		0.05	0.05	0.05	0.05	0.05	5
Barium-Total (mg/L)	0.05		0.05	0.05	0.05	0.05	0.05	3
Beryllium-Total (mg/L)	0.0005		0.0005	0.0005	0.0005	0.0005	0.0005	3
Bicarbonate as HCO <sub>3</sub> (mg/L)	479.8	38.50584	445	473	518	429	522	5
Boron-Dissolved (mg/L)	0.34	0.054772	0.3	0.3	0.4	0.3	0.4	5
Boron-Total (mg/L)	0.216667	0.144338	0.05	0.3	0.3	0.05	0.3	3
Cadmium-Dissolved (mg/L)	0.0025		0.0025	0.0025	0.0025	0.0025	0.0025	5
Cadmium-Total (mg/L)	0.0025		0.0025	0.0025	0.0025	0.0025	0.0025	3
Calcium-Dissolved (mg/L)	430.2	23.79496	405	439	451	400	452	5
Carbonate as CO <sub>3</sub> (mg/L)	2.5		2.5	2.5	2.5	2.5	2.5	5
Cation/Anion Balance (%)								
Cations (meq/L)	85.92	6.780634	79.2	87.2	92	76.2	92.1	5
Chloride (mg/L)	65.4	5.639149	62	64	69.5	60	75	5
Chromium-Dissolved (mg/L)	0.025		0.025	0.025	0.025	0.025	0.025	5
Chromium-Total (mg/L)	0.025		0.025	0.025	0.025	0.025	0.025	3
Conductivity @ 25 C (umhos/cm)	6270	309.2733	5960	6340	6545	5830	6560	5
Copper-Dissolved (mg/L)	0.005		0.005	0.005	0.005	0.005	0.005	5
Copper-Total (mg/L)	0.005		0.005	0.005	0.005	0.005	0.005	3
Fluoride (mg/L)	0.42	0.192354	0.25	0.5	0.55	0.1	0.6	5
Gross Alpha-Dissolved (pCi/L)	34.54	17.6069	18.55	29.3	53.15	18.3	55.2	5
Gross Beta-Dissolved (pCi/L)	10.48	11.16185	0.3	8	21.9	-0.4	25.3	5
Gross Gamma-Dissolved (pCi/L)	224	489.7244		10	555		1100	5
Iron-Dissolved (mg/L)	0.906	1.101649	0.09	0.15	2.1	0.05	2.32	5
Iron-Total (mg/L)	4.543333	0.921973	3.48	5.03	5.12	3.48	5.12	3
Lead-Dissolved (mg/L)	0.0005		0.0005	0.0005	0.0005	0.0005	0.0005	5
Lead-Total (mg/L)	0.0005		0.0005	0.0005	0.0005	0.0005	0.0005	3
Lead 210-Dissolved (pCi/L)	1.4	2.583602		0.5	3.25		6	5
Lead 210-Suspended (pCi/L)	-1.88	11.98445	-12.2	0.5	7.25	-19.2	14	5
Lead 210-Total (pCi/L)	14			14		14	14	1
Magnesium-Dissolved (mg/L)	380.2	32.01874	350.5	376	412	339	416	5
Manganese-Dissolved (mg/L)	3.02	0.272855	2.775	3.02	3.265	2.66	3.39	5
Manganese-Total (mg/L)	3.056667	0.326548	2.75	3.02	3.4	2.75	3.4	3
Mercury-Dissolved (mg/L)	0.0005		0.0005	0.0005	0.0005	0.0005	0.0005	5
Mercury-Total (mg/L)	0.000314	0.000232	0.00005	0.0005	0.0005	0.00005	0.0005	7
Molybdenum-Dissolved (mg/L)	0.05		0.05	0.05	0.05	0.05	0.05	5
Molybdenum-Total (mg/L)	0.035	0.025981	0.005	0.05	0.05	0.005	0.05	3
Nickel-Dissolved (mg/L)	0.025		0.025	0.025	0.025	0.025	0.025	5
Nickel-Total (mg/L)	0.025		0.025	0.025	0.025	0.025	0.025	3




POWERTECH (USA) INC.

Well#675								
Analyte	Mean	StDev	Q1	Median	Q3	Minimum	Maximum	n
Nitrogen, Nitrate as N (mg/L)	0.058	0.010954	0.05	0.05	0.07	0.05	0.07	5
Nitrogen, Nitrite as N (mg/L)	0.04	0.013693	0.025	0.05	0.05	0.025	0.05	5
Oxidation-Reduction Potential (mV)	220	28.28427	190	230	240	180	240	4
pH	7.436	0.225566	7.27	7.32	7.66	7.25	7.79	5
Polonium 210-Dissolved (pCi/L)	0.98	0.690652	0.5	0.6	1.65	0.5	2.1	5
Polonium 210-Suspended (pCi/L)	0.64	0.798749	0.1	0.5	1.25	-0.1	2	5
Polonium 210-Total (pCi/L)	0.5			0.5		0.5	0.5	1
Potassium-Dissolved (mg/L)	24.16	2.720845	21.55	24.5	26.6	21.4	28	5
Radium 226-Dissolved (pCi/L)	0.233333	0.23094	0.1	0.1	0.5	0.1	0.5	3
Radium 226-Suspended (pCi/L)	1.1	0.883176	0.4	0.7	2	0.1	2.3	5
Radium 226-Total (pCi/L)	2.3			2.3		2.3	2.3	1
Radium 226 (pCi/L)								
Radon 222-Total (pCi/L)	853.75	126.0645	729.75	871.5	960	712	960	4
Selenium-Dissolved (mg/L)	0.0011	0.001084	0.0005	0.0005	0.002	0.0005	0.003	5
Selenium-IV-Dissolved (mg/L)	0.0005		0.0005	0.0005	0.0005	0.0005	0.0005	4
Selenium-Total (mg/L)	0.002667	0.001155	0.002	0.002	0.004	0.002	0.004	3
Selenium-VI-Dissolved (mg/L)	0.000625	0.00025	0.0005	0.0005	0.000875	0.0005	0.001	4
Silica-Dissolved (mg/L)	12	4.284274	7.35	14.4	15.45	7.3	16	5
Silver-Dissolved (mg/L)	0.0025		0.0025	0.0025	0.0025	0.0025	0.0025	5
Silver-Total (mg/L)	0.0025		0.0025	0.0025	0.0025	0.0025	0.0025	3
Sodium-Dissolved (mg/L)	742	72.13182	671.5	769	799	630	809	5
Sodium Adsorption Ratio (SAR) (meq/L)	6.425	0.170783	6.25	6.45	6.575	6.2	6.6	4
Solids-Total Dissolved Calculated (mg/L)	5470	344.5287	5190	5280	5845	5180	5860	5
Solids-Total Dissolved TDS @ 180 C (mg/L)	5720	540.3702	5250	5900	6100	4800	6100	5
Strontium-Total (mg/L)	8.566667	0.251661	8.3	8.6	8.8	8.3	8.8	3
Sulfate (mg/L)	3586	249.3592	3340	3600	3825	3260	3840	5
TDS Balance (0.80 - 1.20) (dec.%)	1.05	0.15346	0.895	1.11	1.175	0.82	1.18	5
Thallium-Total (mg/L)	0.0005		0.0005	0.0005	0.0005	0.0005	0.0005	3
Thorium 230-Dissolved (pCi/L)	0.06	0.054772		0.1	0.1		0.1	5
Thorium 230-Suspended (pCi/L)	0.32	0.549545	0.05	0.1	0.7		1.3	5
Thorium 230-Total (pCi/L)	0.1			0.1		0.1	0.1	1
Thorium 232-Dissolved (pCi/L)	0.0025		0.0025	0.0025	0.0025	0.0025	0.0025	5
Uranium-Dissolved (mg/L)	0.04088	0.00792	0.03395	0.0387	0.0489	0.0307	0.0493	5
Uranium-Suspended (mg/L)	0.00102	0.001202	0.00015	0.0005	0.00215	0.00015	0.003	5
Uranium-Total (mg/L)	0.046833	0.007078	0.0387	0.0502	0.0516	0.0387	0.0516	3
Vanadium-Dissolved (mg/L)	0.05		0.05	0.05	0.05	0.05	0.05	5
Zinc-Dissolved (mg/L)	0.011	0.008216	0.005	0.005	0.02	0.005	0.02	5
Zinc-Total (mg/L)	0.006667	0.002887	0.005	0.005	0.01	0.005	0.01	3




**POWERTECH (USA) INC.**

Well #676				
Analyte	9/28/2007 13:46	11/27/2007 12:20	2/5/2008 16:57	4/29/2008 12:27
A/C Balance (± 5) (%)	-3.7	-2.19	0.0941	1.76
Alkalinity-Total as CaCO <sub>3</sub> (mg/L)	240	228	208	220
Aluminum-Dissolved (mg/L)	<0.1	<0.1	<0.1	<0.1
Ammonia (mg/L)	<0.1	<0.1	<0.1	<0.1
Anions (meq/L)	38.2	40.9	39.5	41.4
Antimony-Total (mg/L)	0	0	<0.003	<0.003
Arsenic-Dissolved (mg/L)	<0.001	<0.001	<0.001	<0.001
Arsenic-Total (mg/L)	0	0	0.021	<0.001
Barium-Dissolved (mg/L)	<0.1	<0.1	<0.1	<0.1
Barium-Total (mg/L)	0	0	0.5	<0.1
Beryllium-Total (mg/L)	0	0	0.003	<0.001
Bicarbonate as HCO <sub>3</sub> (mg/L)	293	278	254	268
Boron-Dissolved (mg/L)	0.4	0.4	0.5	0.5
Boron-Total (mg/L)	0	0	0.5	0.4
Cadmium-Dissolved (mg/L)	<0.005	<0.005	<0.005	<0.005
Cadmium-Total (mg/L)	0	0	<0.005	<0.005
Calcium-Dissolved (mg/L)	465	514	518	561
Carbonate as CO <sub>3</sub> (mg/L)	<5	<5	<5	<5
Cations (meq/L)	35.5	39.1	39.5	430
Chloride (mg/L)	15	16	14	13
Chromium-Dissolved (mg/L)	<0.05	<0.05	<0.05	<0.05
Chromium-Total (mg/L)	0	0	0.05	<0.05
Conductivity @ 25 C (umhos/cm)	2880	2860	3010	3100
Copper-Dissolved (mg/L)	<0.01	<0.01	<0.01	<0.01
Copper-Total (mg/L)	0	0	0.12	<0.01
Fluoride (mg/L)	0.2	0.2	0.4	0.3
Gross Alpha-Dissolved (pCi/L)	37.1	31.9	95.5	51.6
Gross Beta-Dissolved (pCi/L)	11.1	21.6	22.1	9.2
Gross Gamma-Dissolved (pCi/L)	1100	1000	<20	0
Iron-Dissolved (mg/L)	<0.03	<0.03	<0.03	<0.03
Iron-Total (mg/L)	0	0	66	0.57
Lead 210-Dissolved (pCi/L)	<1	<1	4.1	-0.9
Lead 210-Suspended (pCi/L)	<1	<1	3.8	-6.7
Lead 210-Total (pCi/L)	<1	0	0	0
Lead-Dissolved (mg/L)	<0.001	<0.001	<0.001	<0.001
Lead-Total (mg/L)	0	0	0.06	<0.001
Magnesium-Dissolved (mg/L)	104	113	114	129
Manganese-Dissolved (mg/L)	0.02	<0.01	0.02	<0.01
Manganese-Total (mg/L)	0	0	2.52	0.03
Mercury-Dissolved (mg/L)	<0.001	<0.001	<0.001	<0.001
Mercury-Total (mg/L)	<0.0002	<0.001	<0.001	<0.001
Molybdenum-Dissolved (mg/L)	<0.1	<0.1	<0.1	<0.1
Molybdenum-Total (mg/L)	0	0	<0.01	<0.1
Nickel-Dissolved (mg/L)	<0.05	<0.05	<0.05	<0.05
Nickel-Total (mg/L)	0	0	0.1	<0.05




**POWERTECH (USA) INC.**

Well #676				
Analyte	9/28/2007 13:46	11/27/2007 12:20	2/5/2008 16:57	4/29/2008 12:27
Nitrogen, Nitrate as N (mg/L)	1	1	0.7	0.76
Nitrogen, Nitrite as N (mg/L)	<0.1	<0.1	<0.1	<0.05
Oxidation-Reduction Potential (mV)	0	250	230	280
pH	7.13	7.17	7.2	7.46
Polonium 210-Dissolved (pCi/L)	<1	1.2	2.9	1.1
Polonium 210-Suspended (pCi/L)	<1	<1	2.2	0.1
Polonium 210-Total (pCi/L)	<1	0	0	0
Potassium-Dissolved (mg/L)	11.6	12.3	12.7	10.9
Radium 226-Dissolved (pCi/L)	<0.2	<0.2	<0.2	0
Radium 226-Suspended (pCi/L)	<0.2	<0.2	11.4	0
Radium 226-Total (pCi/L)	<0.2	0	0	0
Radon 222-Total (pCi/L)	0	453	686	755
Selenium-Dissolved (mg/L)	0.017	0.014	0.012	0.009
Selenium-IV-Dissolved (mg/L)	0	<0.001	<0.001	<0.001
Selenium-Total (mg/L)	0	0	0.013	0.012
Selenium-VI-Dissolved (mg/L)	0	0.014	0.012	0.009
Silica-Dissolved (mg/L)	13.7	14.4	14.3	6.4
Silver-Dissolved (mg/L)	<0.005	<0.005	<0.005	<0.005
Silver-Total (mg/L)	0	0	<0.005	<0.005
Sodium Adsorption Ratio (SAR) (meq/L)	0	0.92	0.96	0.93
Sodium-Dissolved (mg/L)	80	88.8	92.2	94
Solids-Total Dissolved Calculated (mg/L)	2410	2600	2550	2720
Solids-Total Dissolved TDS @ 180 C (mg/L)	3000	2900	2500	2600
Strontium-Total (mg/L)	0	0	9.2	8.6
Sulfate (mg/L)	1790	1720	1670	1760
TDS Balance (0.80 - 1.20) (dec.%)	1.24	1.12	0.98	0.95
Thallium-Total (mg/L)	0	0	<0.001	<0.001
Thorium 230-Dissolved (pCi/L)	<0.2	<0.2	<0.2	0
Thorium 230-Suspended (pCi/L)	<0.2	<0.2	4.2	0
Thorium 230-Total (pCi/L)	<0.2	0	0	0
Thorium 232-Dissolved (pCi/L)	<0.005	<0.005	<0.005	<0.005
Uranium-Dissolved (mg/L)	0.0494	0.0548	0.0586	0.0557
Uranium-Suspended (mg/L)	0.0096	0.0011	0.0702	<0.0003
Uranium-Total (mg/L)	0	0	0.0687	0.0591
Vanadium-Dissolved (mg/L)	<0.1	<0.1	<0.1	<0.1
Zinc-Dissolved (mg/L)	<0.01	0.03	<0.01	<0.01
Zinc-Total (mg/L)	0	0	0.28	0.03



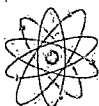
POWERTECH (USA) INC.

Well#376								
Analyte	Mean	StDev	Q1	Median	Q3	Minimum	Maximum	n
A/C Balance ( $\pm 5$ ) (%)	-1.00898	2.416639	-3.3225	-1.04795	1.343525	-3.7	1.76	4
Alkalinity-Total as CaCO <sub>3</sub> (mg/L)	224	13.46601	211	224	237	208	240	4
Aluminum-Dissolved (mg/L)	0.05		0.05	0.05	0.05	0.05	0.05	4
Ammonia (mg/L)	0.05		0.05	0.05	0.05	0.05	0.05	4
Anions (meq/L)	40	1.44453	38.525	40.2	41.275	38.2	41.4	4
Antimony-Total (mg/L)	0.0015			0.0015		0.0015	0.0015	2
Arsenic-Dissolved (mg/L)	0.0005		0.0005	0.0005	0.0005	0.0005	0.0005	4
Arsenic-Total (mg/L)	0.01075	0.014496		0.01075		0.0005	0.021	2
Barium-Dissolved (mg/L)	0.05		0.05	0.05	0.05	0.05	0.05	4
Barium-Total (mg/L)	0.275	0.318198		0.275		0.05	0.5	2
Beryllium-Total (mg/L)	0.00175	0.001768		0.00175		0.0005	0.003	2
Bicarbonate as HCO <sub>3</sub> (mg/L)	273.25	16.43928	257.5	273	289.25	254	293	4
Boron-Dissolved (mg/L)	0.45	0.057735	0.4	0.45	0.5	0.4	0.5	4
Boron-Total (mg/L)	0.45	0.070711		0.45		0.4	0.5	2
Cadmium-Dissolved (mg/L)	0.0025		0.0025	0.0025	0.0025	0.0025	0.0025	4
Cadmium-Total (mg/L)	0.0025			0.0025		0.0025	0.0025	2
Calcium-Dissolved (mg/L)	514.5	39.26406	477.25	516	550.25	465	561	4
Carbonate as CO <sub>3</sub> (mg/L)	2.5		2.5	2.5	2.5	2.5	2.5	4
Cation/Anion Balance (%)								
Cations (meq/L)	136.025	195.9916	36.4	39.3	332.375	35.5	430	4
Chloride (mg/L)	14.5	1.290994	13.25	14.5	15.75	13	16	4
Chromium-Dissolved (mg/L)	0.025		0.025	0.025	0.025	0.025	0.025	4
Chromium-Total (mg/L)	0.0375	0.017678		0.0375		0.025	0.05	2
Conductivity @ 25 C (umhos/cm)	2962.5	113.2475	2865	2945	3077.5	2860	3100	4
Copper-Dissolved (mg/L)	0.005		0.005	0.005	0.005	0.005	0.005	4
Copper-Total (mg/L)	0.0625	0.081317		0.0625		0.005	0.12	2
Fluoride (mg/L)	0.275	0.095743	0.2	0.25	0.375	0.2	0.4	4
Gross Alpha-Dissolved (pCi/L)	54.025	28.87922	33.2	44.35	84.525	31.9	95.5	4
Gross Beta-Dissolved (pCi/L)	16	6.802451	9.675	16.35	21.975	9.2	22.1	4
Gross Gamma-Dissolved (pCi/L)	527.5	604.7245	2.5	505	1075		1100	4
Iron-Dissolved (mg/L)	0.015		0.015	0.015	0.015	0.015	0.015	4
Iron-Total (mg/L)	33.285	46.266		33.285		0.57	66	2
Lead-Dissolved (mg/L)	0.0005		0.0005	0.0005	0.0005	0.0005	0.0005	4
Lead-Total (mg/L)	0.03025	0.042073		0.03025		0.0005	0.06	2
Lead 210-Dissolved (pCi/L)	1.05	2.137756	-0.55	0.5	3.2	-0.9	4.1	4
Lead 210-Suspended (pCi/L)	-0.475	4.431986	-4.9	0.5	2.975	-6.7	3.8	4
Lead 210-Total (pCi/L)	0.5			0.5		0.5	0.5	1
Magnesium-Dissolved (mg/L)	115	10.36018	106.25	113.5	125.25	104	129	4
Manganese-Dissolved (mg/L)	0.0125	0.00866	0.005	0.0125	0.02	0.005	0.02	4
Manganese-Total (mg/L)	1.275	1.760696		1.275		0.03	2.52	2
Mercury-Dissolved (mg/L)	0.0005		0.0005	0.0005	0.0005	0.0005	0.0005	4
Mercury-Total (mg/L)	0.00033	0.000233	0.000075	0.0005	0.0005	0.00005	0.0005	5
Molybdenum-Dissolved (mg/L)	0.05		0.05	0.05	0.05	0.05	0.05	4
Molybdenum-Total (mg/L)	0.0275	0.03182		0.0275		0.005	0.05	2
Nickel-Dissolved (mg/L)	0.025		0.025	0.025	0.025	0.025	0.025	4
Nickel-Total (mg/L)	0.0625	0.053033		0.0625		0.025	0.1	2



POWERTECH (USA) INC.

Well#876								
Analyte	Mean	StDev	Q1	Median	Q3	Minimum	Maximum	n
Nitrogen, Nitrate as N (mg/L)	0.865	0.157797	0.715	0.88	1	0.7	1	4
Nitrogen, Nitrite as N (mg/L)	0.04375	0.0125	0.03125	0.05	0.05	0.025	0.05	4
Oxidation-Reduction Potential (mV)	253.3333	25.16611	230	250	280	230	280	3
pH	7.24	0.149443	7.14	7.185	7.395	7.13	7.46	4
Polonium 210-Dissolved (pCi/L)	1.425	1.030776	0.65	1.15	2.475	0.5	2.9	4
Polonium 210-Suspended (pCi/L)	0.825	0.93586	0.2	0.5	1.775	0.1	2.2	4
Polonium 210-Total (pCi/L)	0.5			0.5		0.5	0.5	1
Potassium-Dissolved (mg/L)	11.875	0.7932	11.075	11.95	12.6	10.9	12.7	4
Radium 226-Dissolved (pCi/L)	0.1		0.1	0.1	0.1	0.1	0.1	3
Radium 226-Suspended (pCi/L)	3.866667	6.524058	0.1	0.1	11.4	0.1	11.4	3
Radium 226-Total (pCi/L)	0.1			0.1		0.1	0.1	1
Radium 226 (pCi/L)								
Radon 222-Total (pCi/L)	631.3333	158.2477	453	686	755	453	755	3
Selenium-Dissolved (mg/L)	0.013	0.003367	0.00975	0.013	0.01625	0.009	0.017	4
Selenium-IV-Dissolved (mg/L)	0.0005		0.0005	0.0005	0.0005	0.0005	0.0005	3
Selenium-Total (mg/L)	0.0125	0.000707		0.0125		0.012	0.013	2
Selenium-VI-Dissolved (mg/L)	0.011667	0.002517	0.009	0.012	0.014	0.009	0.014	3
Silica-Dissolved (mg/L)	12.2	3.879003	8.225	14	14.375	6.4	14.4	4
Silver-Dissolved (mg/L)	0.0025		0.0025	0.0025	0.0025	0.0025	0.0025	4
Silver-Total (mg/L)	0.0025			0.0025		0.0025	0.0025	2
Sodium-Dissolved (mg/L)	88.75	6.219057	82.2	90.5	93.55	80	94	4
Sodium Adsorption Ratio (SAR) (meq/L)	0.936667	0.020817	0.92	0.93	0.96	0.92	0.96	3
Solids-Total Dissolved Calculated (mg/L)	2570	128.3225	2445	2575	2690	2410	2720	4
Solids-Total Dissolved TDS @ 180 C (mg/L)	2750	238.0476	2525	2750	2975	2500	3000	4
Strontium-Total (mg/L)	8.9	0.424264		8.9		8.6	9.2	2
Sulfate (mg/L)	1735	51.96152	1682.5	1740	1782.5	1670	1790	4
TDS Balance (0.80 - 1.20) (dec.%)	1.0725	0.134009	0.9575	1.05	1.21	0.95	1.24	4
Thallium-Total (mg/L)	0.0005			0.0005		0.0005	0.0005	2
Thorium 230-Dissolved (pCi/L)	0.075	0.05	0.025	0.1	0.1		0.1	4
Thorium 230-Suspended (pCi/L)	1.1	2.067204	0.025	0.1	3.175		4.2	4
Thorium 230-Total (pCi/L)	0.1			0.1		0.1	0.1	1
Thorium 232-Dissolved (pCi/L)	0.0025		0.0025	0.0025	0.0025	0.0025	0.0025	4
Uranium-Dissolved (mg/L)	0.054625	0.003842	0.05075	0.05525	0.057875	0.0494	0.0586	4
Uranium-Suspended (mg/L)	0.020263	0.033562	0.000388	0.00535	0.05505	0.00015	0.0702	4
Uranium-Total (mg/L)	0.0639	0.006788		0.0639		0.0591	0.0687	2
Vanadium-Dissolved (mg/L)	0.05		0.05	0.05	0.05	0.05	0.05	4
Zinc-Dissolved (mg/L)	0.01125	0.0125	0.005	0.005	0.02375	0.005	0.03	4
Zinc-Total (mg/L)	0.155	0.176777		0.155		0.03	0.28	2



**POWERTECH (USA) INC.**

<b>Well #677</b>				
<b>Analyte</b>	<b>9/28/2007 12:26</b>	<b>11/27/2007 15:20</b>	<b>2/5/2008 13:39</b>	<b>4/29/2008 15:14</b>
A/C Balance (± 5) (%)	-3.56	-3.76	3.88	2.3
Alkalinity-Total as CaCO <sub>3</sub> (mg/L)	532	482	494	480
Aluminum-Dissolved (mg/L)	<0.1	<0.1	<0.1	<0.1
Ammonia (mg/L)	0.2	<0.1	<0.1	<0.1
Anions (meq/L)	140	148	136	150
Antimony-Total (mg/L)	0	0	<0.003	<0.003
Arsenic-Dissolved (mg/L)	0.002	<0.001	0.001	0.001
Arsenic-Total (mg/L)	0	0	0.001	0.001
Barium-Dissolved (mg/L)	<0.1	<0.1	<0.1	<0.1
Barium-Total (mg/L)	0	0	<0.1	<0.1
Beryllium-Total (mg/L)	0	0	<0.001	<0.001
Bicarbonate as HCO <sub>3</sub> (mg/L)	649	588	602	585
Boron-Dissolved (mg/L)	0.9	0.8	0.8	0.7
Boron-Total (mg/L)	0	0	0.7	0.7
Cadmium-Dissolved (mg/L)	<0.005	<0.005	<0.005	<0.005
Cadmium-Total (mg/L)	0	0	<0.005	<0.005
Calcium-Dissolved (mg/L)	420	454	478	516
Carbonate as CO <sub>3</sub> (mg/L)	<5	<5	<5	<5
Cations (meq/L)	130	138	147	157
Chloride (mg/L)	1720	1780	1290	1710
Chromium-Dissolved (mg/L)	<0.05	<0.05	<0.05	<0.05
Chromium-Total (mg/L)	0	0	<0.05	<0.05
Conductivity @ 25 C (umhos/cm)	11000	10800	11600	12100
Copper-Dissolved (mg/L)	<0.01	<0.01	<0.01	<0.01
Copper-Total (mg/L)	0	0	<0.01	<0.01
Fluoride (mg/L)	<0.1	0.1	<0.1	0.7
Gross Alpha-Dissolved (pCi/L)	41	38.7	129	43.1
Gross Beta-Dissolved (pCi/L)	<2	<2	-2	-30
Gross Gamma-Dissolved (pCi/L)	1100	1000	<20	0
Iron-Dissolved (mg/L)	<0.03	<0.03	<0.03	<0.03
Iron-Total (mg/L)	0	0	0.12	0.04
Lead 210-Dissolved (pCi/L)	<1	1.1	2.1	0
Lead 210-Suspended (pCi/L)	<1	<1	<1	-2.3
Lead 210-Total (pCi/L)	<1	0	0	0
Lead-Dissolved (mg/L)	<0.001	<0.001	<0.001	<0.001
Lead-Total (mg/L)	0	0	<0.001	<0.001
Magnesium-Dissolved (mg/L)	360	395	414	454
Manganese-Dissolved (mg/L)	2.89	2.55	2.59	1.62
Manganese-Total (mg/L)	0	0	2.65	1.71
Mercury-Dissolved (mg/L)	<0.001	<0.001	<0.001	<0.001
Mercury-Total (mg/L)	<0.0002	<0.001	<0.001	<0.001
Molybdenum-Dissolved (mg/L)	<0.1	<0.1	<0.1	<0.1
Molybdenum-Total (mg/L)	0	0	<0.01	<0.1
Nickel-Dissolved (mg/L)	<0.05	<0.05	<0.05	<0.05
Nickel-Total (mg/L)	0	0	<0.05	<0.05
Nitrogen, Nitrate as N (mg/L)	<0.1	0.2	<0.1	0.11





**POWERTECH (USA) INC.**

Well #677				
Analyte	9/28/2007 12:26	11/27/2007 15:20	2/5/2008 13:39	4/29/2008 15:14
Nitrogen, Nitrite as N (mg/L)	<0.1	<0.1	<0.1	<0.05
Oxidation-Reduction Potential (mV)	0	200	170	210
pH	7.09	7.14	7.13	7.28
Polonium 210-Dissolved (pCi/L)	<1	<1	2.2	0.4
Polonium 210-Suspended (pCi/L)	<1	2.5	<1	-0.2
Polonium 210-Total (pCi/L)	<1	0	0	0
Potassium-Dissolved (mg/L)	13.2	11	11.3	9.8
Radium 226-Dissolved (pCi/L)	0.9	<0.2	<0.2	0
Radium 226-Suspended (pCi/L)	<0.2	2.7	<0.2	0.3
Radium 226-Total (pCi/L)	<0.2	0	0	0
Radon 222-Total (pCi/L)	0	892	808	1250
Selenium-Dissolved (mg/L)	0.003	<0.001	<0.001	<0.001
Selenium-IV-Dissolved (mg/L)	0	<0.001	<0.001	<0.001
Selenium-Total (mg/L)	0	0	0.006	<0.001
Selenium-VI-Dissolved (mg/L)	0	<0.001	<0.001	<0.001
Silica-Dissolved (mg/L)	10.2	10	9.4	4.2
Silver-Dissolved (mg/L)	<0.005	<0.005	<0.005	<0.005
Silver-Total (mg/L)	0	0	<0.005	<0.005
Sodium Adsorption Ratio (SAR) (meq/L)	0	16	16	17
Sodium-Dissolved (mg/L)	1810	1880	2030	2140
Solids-Total Dissolved Calculated (mg/L)	8510	9070	8830	9550
Solids-Total Dissolved TDS @ 180 C (mg/L)	8900	9700	9600	9100
Strontium-Total (mg/L)	0	0	10	11.6
Sulfate (mg/L)	4390	4590	4310	4410
TDS Balance (0.80 - 1.20) (dec.%)	1.04	1.07	1.09	0.95
Thallium-Total (mg/L)	0	0	<0.001	<0.001
Thorium 230-Dissolved (pCi/L)	<0.2	<0.2	<0.2	0
Thorium 230-Suspended (pCi/L)	<0.2	2.2	0.3	0.1
Thorium 230-Total (pCi/L)	<0.2	0	0	0
Thorium 232-Dissolved (pCi/L)	<0.005	<0.005	<0.005	<0.005
Uranium-Dissolved (mg/L)	0.0218	0.0443	0.0402	0.045
Uranium-Suspended (mg/L)	0.027	0.0049	<0.0003	<0.0003
Uranium-Total (mg/L)	0	0	0.0414	0.0471
Vanadium-Dissolved (mg/L)	<0.1	<0.1	<0.1	<0.1
Zinc-Dissolved (mg/L)	0.02	0.02	<0.01	<0.01
Zinc-Total (mg/L)	0	0	<0.01	0.01




POWERTECH (USA) INC.

Well #677								
Analyte	Mean	StDev	Q1	Median	Q3	Minimum	Maximum	n
A/C Balance ( $\pm 5$ ) (%)	-0.285	3.950979	-3.71	-0.63	3.485	-3.76	3.88	4
Alkalinity-Total as CaCO <sub>3</sub> (mg/L)	497	24.13849	480.5	488	522.5	480	532	4
Aluminum-Dissolved (mg/L)	0.05		0.05	0.05	0.05	0.05	0.05	4
Ammonia (mg/L)	0.0875	0.075	0.05	0.05	0.1625	0.05	0.2	4
Anions (meq/L)	143.5	6.608076	137	144	149.5	136	150	4
Antimony-Total (mg/L)	0.0015			0.0015		0.0015	0.0015	2
Arsenic-Dissolved (mg/L)	0.001125	0.000629	0.000625	0.001	0.00175	0.0005	0.002	4
Arsenic-Total (mg/L)	0.001			0.001		0.001	0.001	2
Barium-Dissolved (mg/L)	0.05		0.05	0.05	0.05	0.05	0.05	4
Barium-Total (mg/L)	0.05			0.05		0.05	0.05	2
Beryllium-Total (mg/L)	0.0005			0.0005		0.0005	0.0005	2
Bicarbonate as HCO <sub>3</sub> (mg/L)	606	29.60856	585.75	595	637.25	585	649	4
Boron-Dissolved (mg/L)	0.8	0.08165	0.725	0.8	0.875	0.7	0.9	4
Boron-Total (mg/L)	0.7			0.7		0.7	0.7	2
Cadmium-Dissolved (mg/L)	0.0025		0.0025	0.0025	0.0025	0.0025	0.0025	4
Cadmium-Total (mg/L)	0.0025			0.0025		0.0025	0.0025	2
Calcium-Dissolved (mg/L)	467	40.41452	428.5	466	506.5	420	516	4
Carbonate as CO <sub>3</sub> (mg/L)	2.5		2.5	2.5	2.5	2.5	2.5	4
Cation/Anion Balance (%)								
Cations (meq/L)	143	11.63329	132	142.5	154.5	130	157	4
Chloride (mg/L)	1625	225.4625	1395	1715	1765	1290	1780	4
Chromium-Dissolved (mg/L)	0.025		0.025	0.025	0.025	0.025	0.025	4
Chromium-Total (mg/L)	0.025			0.025		0.025	0.025	2
Conductivity @ 25 C (umhos/cm)	11375	590.9033	10850	11300	11975	10800	12100	4
Copper-Dissolved (mg/L)	0.005		0.005	0.005	0.005	0.005	0.005	4
Copper-Total (mg/L)	0.005			0.005		0.005	0.005	2
Fluoride (mg/L)	0.225	0.317543	0.05	0.075	0.55	0.05	0.7	4
Gross Alpha-Dissolved (pCi/L)	62.95	44.06998	39.275	42.05	107.525	38.7	129	4
Gross Beta-Dissolved (pCi/L)	-7.5	15.06652	-23	-0.5	1	-30	1	4
Gross Gamma-Dissolved (pCi/L)	527.5	604.7245	2.5	505	1075		1100	4
Iron-Dissolved (mg/L)	0.015		0.015	0.015	0.015	0.015	0.015	4
Iron-Total (mg/L)	0.08	0.056569		0.08		0.04	0.12	2
Lead-Dissolved (mg/L)	0.0005		0.0005	0.0005	0.0005	0.0005	0.0005	4
Lead-Total (mg/L)	0.0005			0.0005		0.0005	0.0005	2
Lead 210-Dissolved (pCi/L)	0.925	0.903235	0.125	0.8	1.85		2.1	4
Lead 210-Suspended (pCi/L)	-0.2	1.4	-1.6	0.5	0.5	-2.3	0.5	4
Lead 210-Total (pCi/L)	0.5			0.5		0.5	0.5	1
Magnesium-Dissolved (mg/L)	405.75	39.17801	368.75	404.5	444	360	454	4
Manganese-Dissolved (mg/L)	2.4125	0.549689	1.8525	2.57	2.815	1.62	2.89	4
Manganese-Total (mg/L)	2.18	0.66468		2.18		1.71	2.65	2
Mercury-Dissolved (mg/L)	0.0005		0.0005	0.0005	0.0005	0.0005	0.0005	4
Mercury-Total (mg/L)	0.00033	0.000233	0.000075	0.0005	0.0005	0.00005	0.0005	5
Molybdenum-Dissolved (mg/L)	0.05		0.05	0.05	0.05	0.05	0.05	4
Molybdenum-Total (mg/L)	0.0275	0.03182		0.0275		0.005	0.05	2
Nickel-Dissolved (mg/L)	0.025		0.025	0.025	0.025	0.025	0.025	4
Nickel-Total (mg/L)	0.025			0.025		0.025	0.025	2




POWERTECH (USA) INC.

Well #677								
Analyte	Mean	StDev	Q1	Median	Q3	Minimum	Maximum	n
Nitrogen, Nitrate as N (mg/L)	0.1025	0.070887	0.05	0.08	0.1775	0.05	0.2	4
Nitrogen, Nitrite as N (mg/L)	0.04375	0.0125	0.03125	0.05	0.05	0.025	0.05	4
Oxidation-Reduction Potential (mV)	193.3333	20.81666	170	200	210	170	210	3
pH	7.16	0.082865	7.1	7.135	7.245	7.09	7.28	4
Polonium 210-Dissolved (pCi/L)	0.9	0.867948	0.425	0.5	1.775	0.4	2.2	4
Polonium 210-Suspended (pCi/L)	0.825	1.164403	-0.025	0.5	2	-0.2	2.5	4
Polonium 210-Total (pCi/L)	0.5			0.5		0.5	0.5	1
Potassium-Dissolved (mg/L)	11.325	1.408013	10.1	11.15	12.725	9.8	13.2	4
Radium 226-Dissolved (pCi/L)	0.366667	0.46188	0.1	0.1	0.9	0.1	0.9	3
Radium 226-Suspended (pCi/L)	0.8	1.270171	0.1	0.2	2.1	0.1	2.7	4
Radium 226-Total (pCi/L)	0.1			0.1		0.1	0.1	1
Radium 226 (pCi/L)								
Radon 222-Total (pCi/L)	983.3333	234.7282	808	892	1250	808	1250	3
Selenium-Dissolved (mg/L)	0.001125	0.00125	0.0005	0.0005	0.002375	0.0005	0.003	4
Selenium-IV-Dissolved (mg/L)	0.0005		0.0005	0.0005	0.0005	0.0005	0.0005	3
Selenium-Total (mg/L)	0.00325	0.003889		0.00325		0.0005	0.006	2
Selenium-VI-Dissolved (mg/L)	0.0005		0.0005	0.0005	0.0005	0.0005	0.0005	3
Silica-Dissolved (mg/L)	8.45	2.853653	5.5	9.7	10.15	4.2	10.2	4
Silver-Dissolved (mg/L)	0.0025		0.0025	0.0025	0.0025	0.0025	0.0025	4
Silver-Total (mg/L)	0.0025			0.0025		0.0025	0.0025	2
Sodium-Dissolved (mg/L)	1965	148.4363	1827.5	1955	2112.5	1810	2140	4
Sodium Adsorption Ratio (SAR) (meq/L)	16.33333	0.57735	16	16	17	16	17	3
Solids-Total Dissolved Calculated (mg/L)	8990	438.178	8590	8950	9430	8510	9550	4
Solids-Total Dissolved TDS @ 180 C (mg/L)	9325	386.221	8950	9350	9675	8900	9700	4
Strontium-Total (mg/L)	10.8	1.131371		10.8		10	11.6	2
Sulfate (mg/L)	4425	118.1807	4330	4400	4545	4310	4590	4
TDS Balance (0.80 - 1.20) (dec.%)	1.0375	0.061847	0.9725	1.055	1.085	0.95	1.09	4
Thallium-Total (mg/L)	0.0005			0.0005		0.0005	0.0005	2
Thorium 230-Dissolved (pCi/L)	0.075	0.05	0.025	0.1	0.1		0.1	4
Thorium 230-Suspended (pCi/L)	0.675	1.021029	0.1	0.2	1.725	0.1	2.2	4
Thorium 230-Total (pCi/L)	0.1			0.1		0.1	0.1	1
Thorium 232-Dissolved (pCi/L)	0.0025		0.0025	0.0025	0.0025	0.0025	0.0025	4
Uranium-Dissolved (mg/L)	0.037825	0.010891	0.0264	0.04225	0.044825	0.0218	0.045	4
Uranium-Suspended (mg/L)	0.00805	0.01283	0.00015	0.002525	0.021475	0.00015	0.027	4
Uranium-Total (mg/L)	0.04425	0.004031		0.04425		0.0414	0.0471	2
Vanadium-Dissolved (mg/L)	0.05		0.05	0.05	0.05	0.05	0.05	4
Zinc-Dissolved (mg/L)	0.0125	0.00866	0.005	0.0125	0.02	0.005	0.02	4
Zinc-Total (mg/L)	0.0075	0.003536		0.0075		0.005	0.01	2




**POWERTECH (USA) INC.**

<b>Well #678</b>					
<b>Analyte</b>	<b>9/28/2007 16:22</b>	<b>11/27/2007 13:40</b>	<b>2/5/2008 15:39</b>	<b>2/5/2008 15:45</b>	<b>4/29/2008 13:41</b>
A/C Balance (± 5) (%)	-0.532	0.551	<0	<0	1.9
Alkalinity-Total as CaCO <sub>3</sub> (mg/L)	490	480	468	472	478
Aluminum-Dissolved (mg/L)	<0.1	<0.1	<0.1	<0.1	<0.1
Ammonia (mg/L)	<0.1	<0.1	<0.1	<0.1	<0.1
Anions (meq/L)	78.6	83.1	85.9	87.6	89.1
Antimony-Total (mg/L)			<0.003	<0.003	<0.003
Arsenic-Dissolved (mg/L)	0.002	<0.001	0.001	0.001	0.001
Arsenic-Total (mg/L)			0.002	0.001	0.001
Barium-Dissolved (mg/L)	<0.1	<0.1	<0.1	<0.1	<0.1
Barium-Total (mg/L)			<0.1	<0.1	<0.1
Beryllium-Total (mg/L)			<0.001	<0.001	<0.001
Bicarbonate as HCO <sub>3</sub> (mg/L)	597	585	570	575	583
Boron-Dissolved (mg/L)	1.3	1.4	1.6	1.6	1.4
Boron-Total (mg/L)			1.6	1.6	1.4
Cadmium-Dissolved (mg/L)	<0.005	<0.005	<0.005	<0.005	<0.005
Cadmium-Total (mg/L)			<0.005	<0.005	<0.005
Calcium-Dissolved (mg/L)	397	422	428	412	457
Carbonate as CO <sub>3</sub> (mg/L)	<5	<5	<5	<5	<5
Cations (meq/L)	77.8	84	85.3	84.6	92.6
Chloride (mg/L)	64	61	96	94	54
Chromium-Dissolved (mg/L)	<0.05	<0.05	<0.05	<0.05	<0.05
Chromium-Total (mg/L)			<0.05	<0.05	<0.05
Conductivity @ 25 C (umhos/cm)	5710	5780	6020	5990	6300
Copper-Dissolved (mg/L)	<0.01	<0.01	<0.01	<0.01	<0.01
Copper-Total (mg/L)			<0.01	<0.01	<0.01
Fluoride (mg/L)	0.6	0.9	<0.1	0.9	1
Gross Alpha-Dissolved (pCi/L)	23.2	18.9	41.5	30.2	54.7
Gross Beta-Dissolved (pCi/L)	8.1	35.3	16	<2	12.8
Gross Gamma-Dissolved (pCi/L)	1100	1100	<20	100	
Iron-Dissolved (mg/L)	<0.03	<0.03	<0.03	<0.03	<0.03
Iron-Total (mg/L)			0.04	0.04	<0.03
Lead 210-Dissolved (pCi/L)	<1	4	3.3	<1	-1.2
Lead 210-Suspended (pCi/L)	<1	<1	<1	<1	-1.5
Lead 210-Total (pCi/L)	<1				
Lead-Dissolved (mg/L)	<0.001	<0.001	<0.001	<0.001	<0.001
Lead-Total (mg/L)			<0.001	<0.001	<0.001
Magnesium-Dissolved (mg/L)	398	434	434	438	500
Manganese-Dissolved (mg/L)	2.85	3.31	2.39	2.79	2.66
Manganese-Total (mg/L)			2.72	2.61	2.61
Mercury-Dissolved (mg/L)	<0.001	<0.001	<0.001	<0.001	<0.001
Mercury-Total (mg/L)	<0.0002	<0.001	<0.001	<0.001	<0.001
Molybdenum-Dissolved (mg/L)	<0.1	<0.1	<0.1	<0.1	<0.1
Molybdenum-Total (mg/L)			0.01	0.01	<0.1
Nickel-Dissolved (mg/L)	<0.05	<0.05	<0.05	<0.05	<0.05
Nickel-Total (mg/L)			<0.05	<0.05	<0.05




**POWERTECH (USA) INC.**

<b>Well #678</b>					
<b>Analyte</b>	<b>9/28/2007 16:22</b>	<b>11/27/2007 13:40</b>	<b>2/5/2008 15:39</b>	<b>2/5/2008 15:45</b>	<b>4/29/2008 13:41</b>
Nitrogen, Nitrate as N (mg/L)	0.2	0.2	0.1	0.1	0.09
Nitrogen, Nitrite as N (mg/L)	<0.1	<0.1	<0.1	<0.1	<0.05
Oxidation-Reduction Potential (mV)		210	200	200	260
pH	7.23	7.42	7.34	7.36	7.55
Polonium 210-Dissolved (pCi/L)	<1	<1	2.4	1	1.3
Polonium 210-Suspended (pCi/L)	<1	1.3	<1	<1	
Polonium 210-Total (pCi/L)	<1				
Potassium-Dissolved (mg/L)	18.9	20.1	20.2	20	17.4
Radium 226-Dissolved (pCi/L)	<0.2	<0.2	<0.2	<0.2	
Radium 226-Suspended (pCi/L)	<0.2	0.7	<0.2	<0.2	0.7
Radium 226-Total (pCi/L)	<0.2				
Radon 222-Total (pCi/L)		391	487	418	687
Selenium-Dissolved (mg/L)	0.003	<0.001	0.002	<0.001	<0.001
Selenium-IV-Dissolved (mg/L)		<0.001	<0.001	<0.001	<0.001
Selenium-Total (mg/L)			0.005	0.004	0.003
Selenium-VI-Dissolved (mg/L)		<0.001	0.002	<0.001	<0.001
Silica-Dissolved (mg/L)	14.9	15.4	16.3	16.3	7.9
Silver-Dissolved (mg/L)	<0.005	<0.005	<0.005	<0.005	<0.005
Silver-Total (mg/L)			<0.005	<0.005	<0.005
Sodium Adsorption Ratio (SAR) (meq/L)		5	5.2	5.1	4.9
Sodium-Dissolved (mg/L)	564	609	634	628	643
Solids-Total Dissolved Calculated (mg/L)	4950	5280	5440	5500	5730
Solids-Total Dissolved TDS @ 180 C (mg/L)	6000	6100	6000	6000	5400
Strontium-Total (mg/L)			10.2	9.7	11
Sulfate (mg/L)	3220	3440	3540	3620	3740
TDS Balance (0.80 - 1.20) (dec.%)	1.21	1.16	1.1	1.1	0.95
Thallium-Total (mg/L)			<0.001	<0.001	<0.001
Thorium 230-Dissolved (pCi/L)	<0.2	<0.2	0.3	<0.2	0.2
Thorium 230-Suspended (pCi/L)	<0.2	<0.2	<0.2	<0.2	0.1
Thorium 230-Total (pCi/L)	<0.2				
Thorium 232-Dissolved (pCi/L)	<0.005	<0.005	<0.005	<0.005	<0.005
Uranium-Dissolved (mg/L)	0.0352	0.0349	0.0368	0.0368	0.0355
Uranium-Suspended (mg/L)	0.0032	0.0008	<0.0003	<0.0003	<0.0003
Uranium-Total (mg/L)			0.0379	0.0352	0.0387
Vanadium-Dissolved (mg/L)	<0.1	<0.1	<0.1	<0.1	0.2
Zinc-Dissolved (mg/L)	0.01	0.01	<0.01	<0.01	<0.01
Zinc-Total (mg/L)			<0.01	<0.01	<0.01



POWERTECH (USA) INC.

Well#678								
Analyte	Mean	StDev	Q1	Median	Q3	Minimum	Maximum	n
A/C Balance ( $\pm 5$ ) (%)	0.3838	0.930069	-0.266		1.2255	-0.532	1.9	5
Alkalinity-Total as CaCO <sub>3</sub> (mg/L)	477.6	8.414274	470	478	485	468	490	5
Aluminum-Dissolved (mg/L)	0.05		0.05	0.05	0.05	0.05	0.05	5
Ammonia (mg/L)	0.05		0.05	0.05	0.05	0.05	0.05	5
Anions (meq/L)	84.86	4.148855	80.85	85.9	88.35	78.6	89.1	5
Antimony-Total (mg/L)	0.0015		0.0015	0.0015	0.0015	0.0015	0.0015	3
Arsenic-Dissolved (mg/L)	0.0011	0.000548	0.00075	0.001	0.0015	0.0005	0.002	5
Arsenic-Total (mg/L)	0.001333	0.000577	0.001	0.001	0.002	0.001	0.002	3
Barium-Dissolved (mg/L)	0.05		0.05	0.05	0.05	0.05	0.05	5
Barium-Total (mg/L)	0.05		0.05	0.05	0.05	0.05	0.05	3
Beryllium-Total (mg/L)	0.0005		0.0005	0.0005	0.0005	0.0005	0.0005	3
Bicarbonate as HCO <sub>3</sub> (mg/L)	582	10.34408	572.5	583	591	570	597	5
Boron-Dissolved (mg/L)	1.46	0.134164	1.35	1.4	1.6	1.3	1.6	5
Boron-Total (mg/L)	1.533333	0.11547	1.4	1.6	1.6	1.4	1.6	3
Cadmium-Dissolved (mg/L)	0.0025		0.0025	0.0025	0.0025	0.0025	0.0025	5
Cadmium-Total (mg/L)	0.0025		0.0025	0.0025	0.0025	0.0025	0.0025	3
Calcium-Dissolved (mg/L)	423.2	22.24185	404.5	422	442.5	397	457	5
Carbonate as CO <sub>3</sub> (mg/L)	2.5		2.5	2.5	2.5	2.5	2.5	5
Cation/Anion Balance (%)								
Cations (meq/L)	84.86	5.261939	80.9	84.6	88.95	77.8	92.6	5
Chloride (mg/L)	73.8	19.70279	57.5	64	95	54	96	5
Chromium-Dissolved (mg/L)	0.025		0.025	0.025	0.025	0.025	0.025	5
Chromium-Total (mg/L)	0.025		0.025	0.025	0.025	0.025	0.025	3
Conductivity@ 25 C (umhos/cm)	5960	231.8405	5745	5990	6160	5710	6300	5
Copper-Dissolved (mg/L)	0.005		0.005	0.005	0.005	0.005	0.005	5
Copper-Total (mg/L)	0.005		0.005	0.005	0.005	0.005	0.005	3
Fluoride (mg/L)	0.69	0.387943	0.325	0.9	0.95	0.05	1	5
Gross Alpha-Dissolved (pCi/L)	33.7	14.5205	21.05	30.2	48.1	18.9	54.7	5
Gross Beta-Dissolved (pCi/L)	14.64	12.85391	4.55	12.8	25.65	1	35.3	5
Gross Gamma-Dissolved (pCi/L)	462	583.7123	5	100	1100		1100	5
Iron-Dissolved (mg/L)	0.015		0.015	0.015	0.015	0.015	0.015	5
Iron-Total (mg/L)	0.031667	0.014434	0.015	0.04	0.04	0.015	0.04	3
Lead-Dissolved (mg/L)	0.0005		0.0005	0.0005	0.0005	0.0005	0.0005	5
Lead-Total (mg/L)	0.0005		0.0005	0.0005	0.0005	0.0005	0.0005	3
Lead 210-Dissolved (pCi/L)	1.42	2.164948	-0.35	0.5	3.65	-1.2	4	5
Lead 210-Suspended (pCi/L)	0.1	0.894427	-0.5	0.5	0.5	-1.5	0.5	5
Lead 210-Total (pCi/L)	0.5			0.5		0.5	0.5	1
Magnesium-Dissolved (mg/L)	440.8	36.86733	416	434	469	398	500	5
Manganese-Dissolved (mg/L)	2.8	0.335559	2.525	2.79	3.08	2.39	3.31	5
Manganese-Total (mg/L)	2.646667	0.063509	2.61	2.61	2.72	2.61	2.72	3
Mercury-Dissolved (mg/L)	0.0005		0.0005	0.0005	0.0005	0.0005	0.0005	5
Mercury-Total (mg/L)	0.000367	0.000207	0.0001	0.0005	0.0005	0.0001	0.0005	6
Molybdenum-Dissolved (mg/L)	0.05		0.05	0.05	0.05	0.05	0.05	5
Molybdenum-Total (mg/L)	0.023333	0.023094	0.01	0.01	0.05	0.01	0.05	3
Nickel-Dissolved (mg/L)	0.025		0.025	0.025	0.025	0.025	0.025	5
Nickel-Total (mg/L)	0.025		0.025	0.025	0.025	0.025	0.025	3



POWERTECH (USA) INC.

Well #678								
Analyte	Mean	StDev	Q1	Median	Q3	Minimum	Maximum	n
Nitrogen, Nitrate as N (mg/L)	0.138	0.056745	0.095	0.1	0.2	0.09	0.2	5
Nitrogen, Nitrite as N (mg/L)	0.045	0.01118	0.0375	0.05	0.05	0.025	0.05	5
Oxidation-Reduction Potential (mV)	217.5	28.72281	200	205	247.5	200	260	4
pH	7.38	0.11726	7.285	7.36	7.485	7.23	7.55	5
Polonium 210-Dissolved (pCi/L)	1.14	0.782943	0.5	1	1.85	0.5	2.4	5
Polonium 210-Suspended (pCi/L)	0.56	0.466905	0.25	0.5	0.9		1.3	5
Polonium 210-Total (pCi/L)	0.5			0.5		0.5	0.5	1
Potassium-Dissolved (mg/L)	19.32	1.194571	18.15	20	20.15	17.4	20.2	5
Radium 226-Dissolved (pCi/L)	0.1		0.1	0.1	0.1	0.1	0.1	4
Radium 226-Suspended (pCi/L)	0.34	0.328634	0.1	0.1	0.7	0.1	0.7	5
Radium 226-Total (pCi/L)	0.1			0.1		0.1	0.1	1
Radium 226 (pCi/L)								
Radon 222-Total (pCi/L)	495.75	133.7544	397.75	452.5	637	391	687	4
Selenium-Dissolved (mg/L)	0.0013	0.001151	0.0005	0.0005	0.0025	0.0005	0.003	5
Selenium-IV-Dissolved (mg/L)	0.0005		0.0005	0.0005	0.0005	0.0005	0.0005	4
Selenium-Total (mg/L)	0.004	0.001	0.003	0.004	0.005	0.003	0.005	3
Selenium-VI-Dissolved (mg/L)	0.000875	0.00075	0.0005	0.0005	0.001625	0.0005	0.002	4
Silica-Dissolved (mg/L)	14.16	3.550775	11.4	15.4	16.3	7.9	16.3	5
Silver-Dissolved (mg/L)	0.0025		0.0025	0.0025	0.0025	0.0025	0.0025	5
Silver-Total (mg/L)	0.0025		0.0025	0.0025	0.0025	0.0025	0.0025	3
Sodium-Dissolved (mg/L)	615.6	31.42133	586.5	628	638.5	564	643	5
Sodium Adsorption Ratio (SAR) (meq/L)	5.05	0.129099	4.925	5.05	5.175	4.9	5.2	4
Solids-Total Dissolved Calculated (mg/L)	5380	289.5686	5115	5440	5615	4950	5730	5
Solids-Total Dissolved TDS @ 180 C (mg/L)	5900	282.8427	5700	6000	6050	5400	6100	5
Strontium-Total (mg/L)	10.3	0.655744	9.7	10.2	11	9.7	11	3
Sulfate (mg/L)	3512	196.774	3330	3540	3680	3220	3740	5
TDS Balance (0.80 - 1.20) (dec.%)	1.104	0.097622	1.025	1.1	1.185	0.95	1.21	5
Thallium-Total (mg/L)	0.0005		0.0005	0.0005	0.0005	0.0005	0.0005	3
Thorium 230-Dissolved (pCi/L)	0.16	0.089443	0.1	0.1	0.25	0.1	0.3	5
Thorium 230-Suspended (pCi/L)	0.1		0.1	0.1	0.1	0.1	0.1	5
Thorium 230-Total (pCi/L)	0.1			0.1		0.1	0.1	1
Thorium 232-Dissolved (pCi/L)	0.0025		0.0025	0.0025	0.0025	0.0025	0.0025	5
Uranium-Dissolved (mg/L)	0.03584	0.000902	0.03505	0.0355	0.0368	0.0349	0.0368	5
Uranium-Suspended (mg/L)	0.00089	0.001322	0.00015	0.00015	0.002	0.00015	0.0032	5
Uranium-Total (mg/L)	0.037267	0.001834	0.0352	0.0379	0.0387	0.0352	0.0387	3
Vanadium-Dissolved (mg/L)	0.08	0.067082	0.05	0.05	0.125	0.05	0.2	5
Zinc-Dissolved (mg/L)	0.007	0.002739	0.005	0.005	0.01	0.005	0.01	5
Zinc-Total (mg/L)	0.005		0.005	0.005	0.005	0.005	0.005	3



**POWERTECH (USA) INC.**


Well #679				
Analyte	9/28/2007 15:04	11/14/2007 13:45	2/3/2008 16:25	5/18/2008 18:00
A/C Balance (± 5) (%)	-1.81	-1.35	1.37	6.81
Alkalinity-Total as CaCO <sub>3</sub> (mg/L)	140	136	144	158
Aluminum-Dissolved (mg/L)	<0.1	<0.1	<0.1	<0.1
Ammonia (mg/L)	<0.1	<0.1	<0.1	<0.1
Anions (meq/L)	32.7	34.4	33	33.6
Antimony-Total (mg/L)			<0.003	<0.003
Arsenic-Dissolved (mg/L)	<0.001	<0.001	<0.001	<0.001
Arsenic-Total (mg/L)			0.007	0.011
Barium-Dissolved (mg/L)	<0.1	<0.1	<0.1	<0.1
Barium-Total (mg/L)			0.2	0.3
Beryllium-Total (mg/L)			<0.001	0.002
Bicarbonate as HCO <sub>3</sub> (mg/L)	171	166	176	193
Boron-Dissolved (mg/L)	0.4	0.4	0.4	0.4
Boron-Total (mg/L)			<0.1	0.4
Cadmium-Dissolved (mg/L)	<0.005	<0.005	<0.005	<0.005
Cadmium-Total (mg/L)			<0.001	<0.001
Calcium-Dissolved (mg/L)	414	447	440	515
Carbonate as CO <sub>3</sub> (mg/L)	<5	<5	<5	<5
Cations (meq/L)	31.5	33.5	33.9	38.5
Chloride (mg/L)	12	12	13	11
Chromium-Dissolved (mg/L)	<0.05	<0.05	<0.05	<0.05
Chromium-Total (mg/L)			<0.05	<0.05
Conductivity @ 25 C (umhos/cm)	2520	2470	1970	2880
Copper-Dissolved (mg/L)	<0.01	<0.01	<0.01	<0.01
Copper-Total (mg/L)			0.02	0.03
Fluoride (mg/L)	0.3	0.2	0.4	0.4
Gross Alpha-Dissolved (pCi/L)	19.9	13.3	18.4	22.4
Gross Beta-Dissolved (pCi/L)	10.7	16.3	7.2	10.8
Gross Gamma-Dissolved (pCi/L)	1200	1500	86	
Iron-Dissolved (mg/L)	<0.03	<0.03	<0.03	<0.03
Iron-Total (mg/L)			14.9	26.4
Lead 210-Dissolved (pCi/L)	<1	9.1	<1	4.5
Lead 210-Suspended (pCi/L)	<1	<1	<1	-9.8
Lead 210-Total (pCi/L)	<1			
Lead-Dissolved (mg/L)	<0.001	<0.001	<0.001	<0.001
Lead-Total (mg/L)			0.015	0.022
Magnesium-Dissolved (mg/L)	89	92.5	100	109
Manganese-Dissolved (mg/L)	0.14	0.04	0.03	0.04
Manganese-Total (mg/L)			0.35	0.57
Mercury-Dissolved (mg/L)	<0.001	<0.001	<0.001	<0.001
Mercury-Total (mg/L)	<0.0002	<0.001		<0.0001
Molybdenum-Dissolved (mg/L)	<0.1	<0.1	<0.1	<0.1
Molybdenum-Total (mg/L)			0.01	0.02
Nickel-Dissolved (mg/L)	<0.05	<0.05	<0.05	<0.05
Nickel-Total (mg/L)			<0.05	<0.05
Nitrogen, Nitrate as N (mg/L)	1.2	1.3	1.3	1.1





**POWERTECH (USA) INC.**

Well #679				
Analyte	9/28/2007 15:04	11/14/2007 13:45	2/3/2008 16:25	5/16/2008 18:00
Nitrogen, Nitrite as N (mg/L)	<0.1	<0.1	<0.1	<0.1
Oxidation-Reduction Potential (mV)		230	200	240
pH	7.53	7.34	7.66	7.83
Polonium 210-Dissolved (pCi/L)	1.1	2.3	<1	-0.1
Polonium 210-Suspended (pCi/L)	<1	<1	<1	-0.3
Polonium 210-Total (pCi/L)	<1			
Potassium-Dissolved (mg/L)	12.5	11.4	11.8	11.1
Radium 226-Dissolved (pCi/L)	<0.2	<0.2	0.9	3.7
Radium 226-Suspended (pCi/L)	2.5		9	0.2
Radium 226-Total (pCi/L)	2.5			
Radon 222-Total (pCi/L)		819	2170	1250
Selenium-Dissolved (mg/L)	0.016	0.012	0.013	0.01
Selenium-IV-Dissolved (mg/L)		<0.001	<0.001	<0.001
Selenium-Total (mg/L)			0.014	0.013
Selenium-VI-Dissolved (mg/L)		0.012	0.012	0.01
Silica-Dissolved (mg/L)	10.4	12.6	12.7	6
Silver-Dissolved (mg/L)	<0.005	<0.005	<0.005	<0.005
Silver-Total (mg/L)			<0.005	<0.005
Sodium Adsorption Ratio (SAR) (meq/L)		0.84	0.87	0.86
Sodium-Dissolved (mg/L)	73	74.9	77.6	82
Solids-Total Dissolved Calculated (mg/L)	2110	2230	2160	2290
Solids-Total Dissolved TDS @ 180 C (mg/L)	2500	2600	2500	2500
Strontium-Total (mg/L)			7.3	7.8
Sulfate (mg/L)	1580	1500	1420	1440
TDS Balance (0.80 - 1.20) (dec.%)	1.19	1.15	1.18	1.09
Thallium-Total (mg/L)			<0.001	<0.001
Thorium 230-Dissolved (pCi/L)	<0.2	<0.2	<0.2	
Thorium 230-Suspended (pCi/L)	1.9	0.3	0.4	1.4
Thorium 230-Total (pCi/L)	1.9			
Thorium 232-Dissolved (pCi/L)	<0.005	<0.005	<0.005	<0.005
Uranium-Dissolved (mg/L)	0.0157	0.0144	0.0139	0.0112
Uranium-Suspended (mg/L)	0.011	0.0008	0.0007	0.0012
Uranium-Total (mg/L)			0.0154	0.0164
Vanadium-Dissolved (mg/L)	<0.1	<0.1	<0.1	<0.1
Zinc-Dissolved (mg/L)	<0.01	<0.01	<0.01	<0.01
Zinc-Total (mg/L)			0.06	0.09




POWERTECH (USA) INC.

Well #679								
Analyte	Mean	StDev	Q1	Median	Q3	Minimum	Maximum	n
A/C Balance ( $\pm 5$ ) (%)	1.255	3.960282	-1.695	0.01	5.45	-1.81	6.81	4
Alkalinity-Total as CaCO <sub>3</sub> (mg/L)	144.5	9.574271	137	142	154.5	136	158	4
Aluminum-Dissolved (mg/L)	0.05		0.05	0.05	0.05	0.05	0.05	4
Ammonia (mg/L)	0.05		0.05	0.05	0.05	0.05	0.05	4
Anions (meq/L)	33.425	0.75	32.775	33.3	34.2	32.7	34.4	4
Antimony-Total (mg/L)	0.0015			0.0015		0.0015	0.0015	2
Arsenic-Dissolved (mg/L)	0.0005		0.0005	0.0005	0.0005	0.0005	0.0005	4
Arsenic-Total (mg/L)	0.009	0.002828		0.009		0.007	0.011	2
Barium-Dissolved (mg/L)	0.05		0.05	0.05	0.05	0.05	0.05	4
Barium-Total (mg/L)	0.25	0.070711		0.25		0.2	0.3	2
Beryllium-Total (mg/L)	0.00125	0.001061		0.00125		0.0005	0.002	2
Bicarbonate as HCO <sub>3</sub> (mg/L)	176.5	11.73314	167.25	173.5	188.75	166	193	4
Boron-Dissolved (mg/L)	0.4		0.4	0.4	0.4	0.4	0.4	4
Boron-Total (mg/L)	0.225	0.247487		0.225		0.05	0.4	2
Cadmium-Dissolved (mg/L)	0.0025		0.0025	0.0025	0.0025	0.0025	0.0025	4
Cadmium-Total (mg/L)	0.0005			0.0005		0.0005	0.0005	2
Calcium-Dissolved (mg/L)	454	43.07358	420.5	443.5	498	414	515	4
Carbonate as CO <sub>3</sub> (mg/L)	2.5		2.5	2.5	2.5	2.5	2.5	4
Cation/Anion Balance (%)								
Cations (meq/L)	34.35	2.959167	32	33.7	37.35	31.5	38.5	4
Chloride (mg/L)	12	0.816497	11.25	12	12.75	11	13	4
Chromium-Dissolved (mg/L)	0.025		0.025	0.025	0.025	0.025	0.025	4
Chromium-Total (mg/L)	0.025			0.025		0.025	0.025	2
Conductivity @ 25 C (umhos/cm)	2460	374.2548	2095	2495	2790	1970	2880	4
Copper-Dissolved (mg/L)	0.005		0.005	0.005	0.005	0.005	0.005	4
Copper-Total (mg/L)	0.025	0.007071		0.025		0.02	0.03	2
Fluoride (mg/L)	0.325	0.095743	0.225	0.35	0.4	0.2	0.4	4
Gross Alpha-Dissolved (pCi/L)	18.5	3.839271	14.575	19.15	21.775	13.3	22.4	4
Gross Beta-Dissolved (pCi/L)	11.25	3.759876	8.075	10.75	14.925	7.2	16.3	4
Gross Gamma-Dissolved (pCi/L)	696.5	765.2771	21.5	643	1425		1500	4
Iron-Dissolved (mg/L)	0.015		0.015	0.015	0.015	0.015	0.015	4
Iron-Total (mg/L)	20.65	8.131728		20.65		14.9	26.4	2
Lead-Dissolved (mg/L)	0.0005		0.0005	0.0005	0.0005	0.0005	0.0005	4
Lead-Total (mg/L)	0.0185	0.00495		0.0185		0.015	0.022	2
Lead 210-Dissolved (pCi/L)	3.65	4.093491	0.5	2.5	7.95	0.5	9.1	4
Lead 210-Suspended (pCi/L)	-2.075	5.15	-7.225	0.5	0.5	-9.8	0.5	4
Lead 210-Total (pCi/L)	0.5			0.5		0.5	0.5	1
Magnesium-Dissolved (mg/L)	97.625	8.863549	89.875	96.25	106.75	89	109	4
Manganese-Dissolved (mg/L)	0.0625	0.051881	0.0325	0.04	0.115	0.03	0.14	4
Manganese-Total (mg/L)	0.46	0.155563		0.46		0.35	0.57	2
Mercury-Dissolved (mg/L)	0.0005		0.0005	0.0005	0.0005	0.0005	0.0005	4
Mercury-Total (mg/L)	0.000217	0.000247	0.00005	0.0001	0.0005	0.00005	0.0005	3
Molybdenum-Dissolved (mg/L)	0.05		0.05	0.05	0.05	0.05	0.05	4
Molybdenum-Total (mg/L)	0.015	0.007071		0.015		0.01	0.02	2
Nickel-Dissolved (mg/L)	0.025		0.025	0.025	0.025	0.025	0.025	4
Nickel-Total (mg/L)	0.025			0.025		0.025	0.025	2



**POWERTECH (USA) INC.**

Well #679								
Analyte	Mean	StDev	Q1	Median	Q3	Minimum	Maximum	n
Nitrogen, Nitrate as N (mg/L)	1.225	0.095743	1.125	1.25	1.3	1.1	1.3	4
Nitrogen, Nitrite as N (mg/L)	0.05		0.05	0.05	0.05	0.05	0.05	4
Oxidation-Reduction Potential (mV)	223.3333	20.81666	200	230	240	200	240	3
pH	7.59	0.207043	7.3875	7.595	7.7875	7.34	7.83	4
Polonium 210-Dissolved (pCi/L)	0.95	1.024695	0.05	0.8	2	-0.1	2.3	4
Polonium 210-Suspended (pCi/L)	0.3	0.4	-0.1	0.5	0.5	-0.3	0.5	4
Polonium 210-Total (pCi/L)	0.5			0.5		0.5	0.5	1
Potassium-Dissolved (mg/L)	11.7	0.60553	11.175	11.6	12.325	11.1	12.5	4
Radium 226-Dissolved (pCi/L)	1.2	1.708801	0.1	0.5	3	0.1	3.7	4
Radium 226-Suspended (pCi/L)	3.9	4.563989	0.2	2.5	9	0.2	9	3
Radium 226-Total (pCi/L)	2.5			2.5		2.5	2.5	1
Radium 226 (pCi/L)								
Radon 222-Total (pCi/L)	1413	690.092	819	1250	2170	819	2170	3
Selenium-Dissolved (mg/L)	0.01275	0.0025	0.0105	0.0125	0.01525	0.01	0.016	4
Selenium-IV-Dissolved (mg/L)	0.0005		0.0005	0.0005	0.0005	0.0005	0.0005	3
Selenium-Total (mg/L)	0.0135	0.000707		0.0135		0.013	0.014	2
Selenium-VI-Dissolved (mg/L)	0.011333	0.001155	0.01	0.012	0.012	0.01	0.012	3
Silica-Dissolved (mg/L)	10.425	3.13515	7.1	11.5	12.675	6	12.7	4
Silver-Dissolved (mg/L)	0.0025		0.0025	0.0025	0.0025	0.0025	0.0025	4
Silver-Total (mg/L)	0.0025			0.0025		0.0025	0.0025	2
Sodium-Dissolved (mg/L)	76.875	3.903311	73.475	76.25	80.9	73	82	4
Sodium Adsorption Ratio (SAR) (meq/L)	0.856667	0.015275	0.84	0.86	0.87	0.84	0.87	3
Solids-Total Dissolved Calculated (mg/L)	2197.5	78.89867	2122.5	2195	2275	2110	2290	4
Solids-Total Dissolved TDS @ 180 C (mg/L)	2525	50	2500	2500	2575	2500	2600	4
Strontium-Total (mg/L)	7.55	0.353553		7.55		7.3	7.8	2
Sulfate (mg/L)	1485	71.87953	1425	1470	1560	1420	1580	4
TDS Balance (0.80 - 1.20) (dec.%)	1.1525	0.045	1.105	1.165	1.1875	1.09	1.19	4
Thallium-Total (mg/L)	0.0005			0.0005		0.0005	0.0005	2
Thorium 230-Dissolved (pCi/L)	0.075	0.05	0.025	0.1	0.1		0.1	4
Thorium 230-Suspended (pCi/L)	1	0.778888	0.325	0.9	1.775	0.3	1.9	4
Thorium 230-Total (pCi/L)	1.9			1.9		1.9	1.9	1
Thorium 232-Dissolved (pCi/L)	0.0025		0.0025	0.0025	0.0025	0.0025	0.0025	4
Uranium-Dissolved (mg/L)	0.0138	0.001892	0.011875	0.01415	0.015375	0.0112	0.0157	4
Uranium-Suspended (mg/L)	0.003425	0.005055	0.000725	0.001	0.00855	0.0007	0.011	4
Uranium-Total (mg/L)	0.0159	0.000707		0.0159		0.0154	0.0164	2
Vanadium-Dissolved (mg/L)	0.05		0.05	0.05	0.05	0.05	0.05	4
Zinc-Dissolved (mg/L)	0.005		0.005	0.005	0.005	0.005	0.005	4
Zinc-Total (mg/L)	0.075	0.021213		0.075		0.06	0.09	2




POWERTECH (USA) INC.

Well #680						
Analyte	1/30/2008 13:50	3/31/2008 15:15	4/21/2008 21:21	5/13/2008 16:06	5/21/2008 12:50	6/10/2008 10:50
A/C Balance ( $\pm 5$ ) (%)		0.26	0.77	10.2	5.04	6.54
Alkalinity-Total as CaCO <sub>3</sub> (mg/L)	258	264	262	262	254	188
Aluminum-Dissolved (mg/L)	<0.1	<0.1	<0.1	<0.1	<0.1	<0.1
Ammonia (mg/L)	0.2	<0.1	<0.1	<0.1	<0.1	<0.1
Anions (meq/L)	35.2	32.4	33.9	30.6	33.9	33.4
Antimony-Total (mg/L)		<0.003	<0.003	<0.003	<0.003	<0.003
Arsenic-Dissolved (mg/L)	0.026	0.008	0.007	0.004	0.004	0.002
Arsenic-Total (mg/L)		0.009	0.006	0.005	0.004	0.005
Barium-Dissolved (mg/L)	<0.1	<0.1	<0.1	<0.1	<0.1	<0.1
Barium-Total (mg/L)		<0.1	<0.1	<0.1	<0.1	<0.1
Beryllium-Total (mg/L)		<0.001	<0.001	<0.001	<0.003	<0.001
Bicarbonate as HCO <sub>3</sub> (mg/L)	315	322	319	319	310	229
Boron-Dissolved (mg/L)	0.1	0.1	0.1	0.2	0.2	0.2
Boron-Total (mg/L)		0.1	0.1	0.1	0.1	0.1
Cadmium-Dissolved (mg/L)	<0.005	<0.005	<0.005	<0.005	<0.005	<0.005
Cadmium-Total (mg/L)		<0.005	<0.005	<0.001	<0.005	<0.005
Calcium-Dissolved (mg/L)	343	353	368	421	406	415
Carbonate as CO <sub>3</sub> (mg/L)	<5	<5	<5	<5	<5	<5
Cations (meq/L)	33.5	32.5	34.5	37.6	37.5	38.1
Chloride (mg/L)	15	15	11	12	12	12
Chromium-Dissolved (mg/L)	<0.05	<0.05	<0.05	<0.05	<0.05	<0.05
Chromium-Total (mg/L)		<0.05	<0.05	<0.05	<0.05	<0.05
Conductivity @ 25 C (umhos/cm)	2630	2560	2510	2580	2860	3060
Copper-Dissolved (mg/L)	<0.01	<0.01	<0.01	<0.01	<0.01	<0.01
Copper-Total (mg/L)		<0.01	<0.01	<0.01	<0.01	<0.01
Fluoride (mg/L)	0.3	0.3	0.3	0.3	0.5	0.3
Gross Alpha-Dissolved (pCi/L)	4090	6440	4270	6500	4500	4370
Gross Beta-Dissolved (pCi/L)	1330	2320	1390	2250	1530	1320
Gross Gamma-Dissolved (pCi/L)	4700	150	1000	940	21000	5700
Iron-Dissolved (mg/L)	0.43	0.27	0.25	0.19	0.21	0.06
Iron-Total (mg/L)		0.3	0.29	0.34	0.35	0.28
Lead 210-Dissolved (pCi/L)	17		32	37.7	61.8	15.7
Lead 210-Suspended (pCi/L)	<1	-2	-1	20.3	6.8	12
Lead-Dissolved (mg/L)	<0.001	<0.001	<0.001	<0.001	<0.001	<0.001
Lead-Total (mg/L)		<0.001	<0.001	<0.001	<0.001	<0.001
Magnesium-Dissolved (mg/L)	113	111	123	129	133	134
Manganese-Dissolved (mg/L)	0.43	0.4	0.42	0.47	0.48	0.49
Manganese-Total (mg/L)		0.43	0.44	0.5	0.52	0.48
Mercury-Dissolved (mg/L)	<0.001	<0.001	<0.001	<0.001	<0.001	<0.001
Mercury-Total (mg/L)	<0.001	<0.001	<0.001	<0.0001	<0.0001	<0.0001
Molybdenum-Dissolved (mg/L)	<0.1	<0.1	<0.1	<0.1	<0.1	<0.1
Molybdenum-Total (mg/L)		<0.1	<0.1	<0.01	<0.1	<0.1
Nickel-Dissolved (mg/L)	<0.05	<0.05	<0.05	<0.05	<0.05	<0.05
Nickel-Total (mg/L)		<0.05	<0.05	<0.05	<0.05	<0.05



**POWERTECH (USA) INC.**

Well #680						
Analyte	1/30/2008 13:50	3/31/2008 15:15	4/21/2008 21:21	5/13/2008 16:06	5/21/2008 12:50	6/10/2008 10:50
Nitrogen, Nitrate as N (mg/L)	<0.1	<0.1	<0.05	0.1	<0.1	<0.1
Nitrogen, Nitrite as N (mg/L)	<0.1	<0.1	<0.05	<0.1	<0.1	<0.1
Oxidation-Reduction Potential (mV)		180	280	270	160	130
pH	7.26	7.31	7.56	7.14	7.08	7.32
Polonium 210-Dissolved (pCi/L)	1.7	1.5	0.5	2	1.5	0.4
Polonium 210-Suspended (pCi/L)	<1	0.5	0.3	9.1	1.1	1.3
Potassium-Dissolved (mg/L)	20.7	19.1	19.2	19.5	19.5	19.3
Radium 226-Dissolved (pCi/L)	1180	1150	1230	1430	1240	1410
Radium 226-Suspended (pCi/L)	12.7	1.9	1.6	13.2	1	4.4
Radon 222-Total (pCi/L)	143000	71800	81000	151000	359000	91700
Selenium-Dissolved (mg/L)	<0.005	<0.001	<0.001	<0.005	<0.001	<0.001
Selenium-IV-Dissolved (mg/L)	<0.001	<0.001	<0.001	<0.001	<0.001	<0.001
Selenium-Total (mg/L)		<0.001	<0.001	<0.001	<0.001	<0.001
Selenium-VI-Dissolved (mg/L)	<0.001	<0.001	<0.001	<0.001	<0.001	<0.001
Silica-Dissolved (mg/L)	8.9	8.2	8.3	3.8	4.1	4.4
Silver-Dissolved (mg/L)	<0.005	<0.005	<0.005	<0.005	<0.005	<0.005
Silver-Total (mg/L)		<0.005	<0.005	<0.005	<0.005	<0.005
Sodium Adsorption Ratio (SAR) (meq/L)	1.8	1.4	1.4	1.4	1.5	1.5
Sodium-Dissolved (mg/L)	148	120	125	126	132	134
Solids-Total Dissolved Calculated (mg/L)	2210	2080	2190	2080	2240	2250
Solids-Total Dissolved TDS @ 180 C (mg/L)	2400	2200	2300	2300	2300	2500
Strontium-Total (mg/L)		7.3	7.3	8.1	8.2	8.1
Sulfate (mg/L)	1420	1280	1360	1200	1370	1410
TDS Balance (0.80 - 1.20) (dec.%)	1.09	1.05	1.04	1.11	1.04	1.1
Thallium-Total (mg/L)		<0.001	<0.001	<0.001	<0.001	<0.001
Thorium 230-Dissolved (pCi/L)	<0.2	0.2	0.3	0.1	0.1	
Thorium 230-Suspended (pCi/L)	0.3	0.2	0.3	0.4		0.1
Thorium 232-Dissolved (pCi/L)	<0.005	<0.005	<0.005	<0.005	<0.005	<0.005
Uranium-Dissolved (mg/L)	0.172	0.0569	0.0303	0.0213	0.026	0.0227
Uranium-Suspended (mg/L)	0.0008	<0.0003	<0.0003	0.0004	<0.0003	<0.0003
Uranium-Total (mg/L)		0.0541	0.0291	0.0238	0.0273	0.0244
Vanadium-Dissolved (mg/L)	<0.1	<0.1	<0.1	<0.1	<0.1	<0.1
Zinc-Dissolved (mg/L)	<0.01	0.02	<0.01	0.01	<0.01	0.01
Zinc-Total (mg/L)		0.02	0.02	0.02	0.01	0.01




POWERTECH (USA) INC.

Well#680								
Analyte	Mean	StDev	Q1	Median	Q3	Minimum	Maximum	n
A/C Balance ( $\pm 5$ ) (%)	3.801667	4.151089	0.195	2.905	7.455		10.2	6
Alkalinity-Total as CaCO <sub>3</sub> (mg/L)	248	29.61081	237.5	260	262.5	188	264	6
Aluminum-Dissolved (mg/L)	0.05		0.05	0.05	0.05	0.05	0.05	6
Ammonia (mg/L)	0.075	0.061237	0.05	0.05	0.0875	0.05	0.2	6
Anions (meq/L)	33.23333	1.575648	31.95	33.65	34.225	30.6	35.2	6
Antimony-Total (mg/L)	0.0015		0.0015	0.0015	0.0015	0.0015	0.0015	5
Arsenic-Dissolved (mg/L)	0.0085	0.008849	0.0035	0.0055	0.0125	0.002	0.026	6
Arsenic-Total (mg/L)	0.0058	0.001924	0.0045	0.005	0.0075	0.004	0.009	5
Barium-Dissolved (mg/L)	0.05		0.05	0.05	0.05	0.05	0.05	6
Barium-Total (mg/L)	0.05		0.05	0.05	0.05	0.05	0.05	5
Beryllium-Total (mg/L)	0.0007	0.000447	0.0005	0.0005	0.001	0.0005	0.0015	5
Bicarbonate as HCO <sub>3</sub> (mg/L)	302.3333	36.16444	289.75	317	319.75	229	322	6
Boron-Dissolved (mg/L)	0.15	0.054772	0.1	0.15	0.2	0.1	0.2	6
Boron-Total (mg/L)	0.1		0.1	0.1	0.1	0.1	0.1	5
Cadmium-Dissolved (mg/L)	0.0025		0.0025	0.0025	0.0025	0.0025	0.0025	6
Cadmium-Total (mg/L)	0.0021	0.000894	0.0015	0.0025	0.0025	0.0005	0.0025	5
Calcium-Dissolved (mg/L)	384.3333	33.79744	350.5	387	416.5	343	421	6
Carbonate as CO <sub>3</sub> (mg/L)	2.5		2.5	2.5	2.5	2.5	2.5	6
Cation/Anion Balance (%)								
Cations (meq/L)	35.61667	2.411984	33.25	36	37.725	32.5	38.1	6
Chloride (mg/L)	12.83333	1.722401	11.75	12	15	11	15	6
Chromium-Dissolved (mg/L)	0.025		0.025	0.025	0.025	0.025	0.025	6
Chromium-Total (mg/L)	0.025		0.025	0.025	0.025	0.025	0.025	5
Conductivity @ 25 C (umhos/cm)	2700	214.5693	2547.5	2605	2910	2510	3060	6
Copper-Dissolved (mg/L)	0.005		0.005	0.005	0.005	0.005	0.005	6
Copper-Total (mg/L)	0.005		0.005	0.005	0.005	0.005	0.005	5
Fluoride (mg/L)	0.333333	0.08165	0.3	0.3	0.35	0.3	0.5	6
Gross Alpha-Dissolved (pCi/L)	5028.333	1124.872	4225	4435	6455	4090	6500	6
Gross Beta-Dissolved (pCi/L)	1690	467.4612	1327.5	1460	2267.5	1320	2320	6
Gross Gamma-Dissolved (pCi/L)	5581.667	7881.067	742.5	2850	9525	150	21000	6
Iron-Dissolved (mg/L)	0.235	0.120623	0.1575	0.23	0.31	0.06	0.43	6
Iron-Total (mg/L)	0.312	0.031145	0.285	0.3	0.345	0.28	0.35	5
Lead-Dissolved (mg/L)	0.0005		0.0005	0.0005	0.0005	0.0005	0.0005	6
Lead-Total (mg/L)	0.0005		0.0005	0.0005	0.0005	0.0005	0.0005	5
Lead 210-Dissolved (pCi/L)	27.36667	21.47749	11.775	24.5	43.725		61.8	6
Lead 210-Suspended (pCi/L)	6.1	8.767212	-1.25	3.65	14.075	-2	20.3	6
Lead 210-Total (pCi/L)								
Magnesium-Dissolved (mg/L)	123.8333	9.968283	112.5	126	133.25	111	134	6
Manganese-Dissolved (mg/L)	0.448333	0.03656	0.415	0.45	0.4825	0.4	0.49	6
Manganese-Total (mg/L)	0.474	0.038471	0.435	0.48	0.51	0.43	0.52	5
Mercury-Dissolved (mg/L)	0.0005		0.0005	0.0005	0.0005	0.0005	0.0005	6
Mercury-Total (mg/L)	0.000275	0.000241	0.00005	0.000275	0.0005	0.00005	0.0005	8
Molybdenum-Dissolved (mg/L)	0.05		0.05	0.05	0.05	0.05	0.05	6
Molybdenum-Total (mg/L)	0.041	0.020125	0.0275	0.05	0.05	0.005	0.05	5
Nickel-Dissolved (mg/L)	0.025		0.025	0.025	0.025	0.025	0.025	6
Nickel-Total (mg/L)	0.025		0.025	0.025	0.025	0.025	0.025	5



POWERTech (USA) INC.

Well #680								
Analyte	Mean	StDev	Q1	Median	Q3	Minimum	Maximum	n
Nitrogen, Nitrate as N (mg/L)	0.054167	0.02458	0.04375	0.05	0.0625	0.025	0.1	6
Nitrogen, Nitrite as N (mg/L)	0.045833	0.010206	0.04375	0.05	0.05	0.025	0.05	6
Oxidation-Reduction Potential (mV)	170	102.7619	97.5	170	272.5		280	6
pH	7.278333	0.167859	7.125	7.285	7.38	7.08	7.56	6
Polonium 210-Dissolved (pCi/L)	1.266667	0.659293	0.475	1.5	1.775	0.4	2	6
Polonium 210-Suspended (pCi/L)	2.133333	3.434919	0.45	0.8	3.25	0.3	9.1	6
Polonium 210-Total (pCi/L)								
Potassium-Dissolved (mg/L)	19.55	0.585662	19.175	19.4	19.8	19.1	20.7	6
Radium 226-Dissolved (pCi/L)	1273.333	118.4342	1172.5	1235	1415	1150	1430	6
Radium 226-Suspended (pCi/L)	5.8	5.660742	1.45	3.15	12.825	1	13.2	6
Radium 226-Total (pCi/L)								
Radium 226 (pCi/L)								
Radon 222-Total (pCi/L)	149583.3	107708	78700	117350	203000	71800	359000	6
Selenium-Dissolved (mg/L)	0.001167	0.001033	0.0005	0.0005	0.0025	0.0005	0.0025	6
Selenium-IV-Dissolved (mg/L)	0.0005		0.0005	0.0005	0.0005	0.0005	0.0005	6
Selenium-Total (mg/L)	0.0005		0.0005	0.0005	0.0005	0.0005	0.0005	5
Selenium-VI-Dissolved (mg/L)	0.0005		0.0005	0.0005	0.0005	0.0005	0.0005	6
Silica-Dissolved (mg/L)	6.283333	2.411155	4.025	6.3	8.45	3.8	8.9	6
Silver-Dissolved (mg/L)	0.0025		0.0025	0.0025	0.0025	0.0025	0.0025	6
Silver-Total (mg/L)	0.0025		0.0025	0.0025	0.0025	0.0025	0.0025	5
Sodium-Dissolved (mg/L)	130.8333	9.80646	123.75	129	137.5	120	148	6
Sodium Adsorption Ratio (SAR) (meq/L)	1.5	0.154919	1.4	1.45	1.575	1.4	1.8	6
Solids-Total Dissolved Calculated (mg/L)	2175	76.61593	2080	2200	2242.5	2080	2250	6
Solids-Total Dissolved TDS @ 180 C (mg/L)	2333.333	103.2796	2275	2300	2425	2200	2500	6
Strontium-Total (mg/L)	7.8	0.458258	7.3	8.1	8.15	7.3	8.2	5
Sulfate (mg/L)	1340	84.61678	1260	1365	1412.5	1200	1420	6
TDS Balance (0.80 - 1.20) (dec.%)	1.071667	0.031885	1.04	1.07	1.1025	1.04	1.11	6
Thallium-Total (mg/L)	0.0005		0.0005	0.0005	0.0005	0.0005	0.0005	5
Thorium 230-Dissolved (pCi/L)	0.133333	0.10328	0.075	0.1	0.225		0.3	6
Thorium 230-Suspended (pCi/L)	0.216667	0.147196	0.075	0.25	0.325		0.4	6
Thorium 230-Total (pCi/L)								
Thorium 232-Dissolved (pCi/L)	0.0025		0.0025	0.0025	0.0025	0.0025	0.0025	6
Uranium-Dissolved (mg/L)	0.054867	0.05886	0.02235	0.02815	0.085675	0.0213	0.172	6
Uranium-Suspended (mg/L)	0.0003	0.000265	0.00015	0.00015	0.0005	0.00015	0.0008	6
Uranium-Total (mg/L)	0.03174	0.012684	0.0241	0.0273	0.0416	0.0238	0.0541	5
Vanadium-Dissolved (mg/L)	0.05		0.05	0.05	0.05	0.05	0.05	6
Zinc-Dissolved (mg/L)	0.009167	0.005845	0.005	0.0075	0.0125	0.005	0.02	6
Zinc-Total (mg/L)	0.016	0.005477	0.01	0.02	0.02	0.01	0.02	5



**POWERTECH (USA) INC.**


<b>Well #681</b>						
<b>Analyte</b>	<b>1/30/2008 13:50</b>	<b>3/31/2008 15:15</b>	<b>4/21/2008 21:21</b>	<b>5/13/2008 16:06</b>	<b>5/21/2008 12:50</b>	<b>6/10/2008 10:50</b>
A/C Balance (± 5) (%)		-0.5	2.67	5.47	5.53	4.51
Alkalinity-Total as CaCO <sub>3</sub> (mg/L)	174	172	172	174	180	170
Aluminum-Dissolved (mg/L)	<0.1	<0.1	<0.1	<0.1	<0.1	<0.1
Ammonia (mg/L)	<0.1	<0.1	<0.1	<0.1	<0.1	<0.1
Anions (meq/L)	14.2	13.9	13.5	13.3	13.8	13.2
Antimony-Total (mg/L)		<0.003	<0.003	<0.003	<0.003	<0.003
Arsenic-Dissolved (mg/L)	0.003	0.002	0.002	0.002	0.002	0.002
Arsenic-Total (mg/L)		0.005	0.002	0.003	0.004	0.001
Barium-Dissolved (mg/L)	<0.1	<0.1	<0.1	<0.1	<0.1	<0.1
Barium-Total (mg/L)		<0.1	<0.1	<0.1	<0.1	<0.1
Beryllium-Total (mg/L)		<0.001	<0.001	<0.001	<0.001	<0.001
Bicarbonate as HCO <sub>3</sub> (mg/L)	212	210	210	212	219	207
Boron-Dissolved (mg/L)	<0.1	<0.1	<0.1	0.1	<0.1	<0.1
Boron-Total (mg/L)		<0.1	<0.1	<0.1	<0.1	<0.1
Cadmium-Dissolved (mg/L)	<0.005	<0.005	<0.005	<0.005	<0.005	<0.005
Cadmium-Total (mg/L)		<0.005	<0.005	<0.001	<0.001	<0.005
Calcium-Dissolved (mg/L)	60.3	59.9	62	65.5	68.4	62.3
Carbonate as CO <sub>3</sub> (mg/L)	<5	<5	<5	<5	<5	<5
Cations (meq/L)	13.5	13.8	14.3	14.8	15.4	14.5
Chloride (mg/L)	13	17	13	15	16	15
Chromium-Dissolved (mg/L)	<0.05	<0.05	<0.05	<0.05	<0.05	<0.05
Chromium-Total (mg/L)		<0.05	<0.05	<0.05	<0.05	<0.05
Conductivity @ 25 C (umhos/cm)	1320	1320	1330	1390	1500	1390
Copper-Dissolved (mg/L)	<0.01	<0.01	<0.01	<0.01	<0.01	<0.01
Copper-Total (mg/L)		<0.01	<0.01	<0.01	<0.01	<0.01
Fluoride (mg/L)	0.4	0.4	0.4	0.6	0.5	0.4
Gross Alpha-Dissolved (pCi/L)	656	2170	1400	2220	1220	1390
Gross Beta-Dissolved (pCi/L)	226	659	430	675	304	364
Gross Gamma-Dissolved (pCi/L)	13000	2300	3400	290	6600	210
Iron-Dissolved (mg/L)	<0.03	<0.03	<0.03	<0.03	<0.03	<0.03
Iron-Total (mg/L)		<0.03	<0.03	0.04	0.05	0.04
Lead 210-Dissolved (pCi/L)	46		49.9	40.5	38.2	42.2
Lead 210-Suspended (pCi/L)	1.7	16.8	16.7	20.8	20.2	6.2
Lead-Dissolved (mg/L)	0.004	<0.001	<0.001	<0.001	<0.001	<0.001
Lead-Total (mg/L)		<0.001	<0.001	<0.001	<0.001	0.013
Magnesium-Dissolved (mg/L)	22.3	23.9	25	25.1	25.5	24
Manganese-Dissolved (mg/L)	0.09	0.08	0.09	0.1	0.1	0.08
Manganese-Total (mg/L)		0.08	0.09	0.1	0.09	0.08
Mercury-Dissolved (mg/L)	<0.001	<0.001	<0.001	<0.001	<0.001	<0.001
Mercury-Total (mg/L)	<0.001	<0.001	<0.001	<0.0001	<0.0001	<0.0002
Molybdenum-Dissolved (mg/L)	<0.1	<0.1	<0.1	<0.1	<0.1	<0.1
Molybdenum-Total (mg/L)		<0.1	<0.1	<0.01	<0.01	<0.1
Nickel-Dissolved (mg/L)	<0.05	<0.05	<0.05	<0.05	<0.05	<0.05
Nickel-Total (mg/L)		<0.05	<0.05	<0.05	<0.05	<0.05





**POWERTECH (USA) INC.**

Well #681						
Analyte	1/30/2008 13:50	3/31/2008 15:15	4/21/2008 21:21	5/13/2008 16:06	5/21/2008 12:50	6/10/2008 10:50
Nitrogen, Nitrate as N (mg/L)	<0.1	<0.1	<0.05	<0.1	<0.1	<0.1
Nitrogen, Nitrite as N (mg/L)	<0.1	<0.1	<0.05	<0.1	<0.1	<0.1
Oxidation-Reduction Potential (mV)		170	280	240	220	140
pH	7.98	7.8	8.02	7.91	8.15	7.99
Polonium 210-Dissolved (pCi/L)	2.6	0.6	3.5	1.6	1.2	0.7
Polonium 210-Suspended (pCi/L)	1.6	1.2		2.4	3.2	1.4
Potassium-Dissolved (mg/L)	10.3	9.2	10	9.6	9.6	9.7
Radium 226-Dissolved (pCi/L)	421	414	377	407	423	434
Radium 226-Suspended (pCi/L)	9.9	3.5	0.2	1.8	1.6	0.7
Radon 222-Total (pCi/L)	462000	254000	253000	246	462000	389000
Selenium-Dissolved (mg/L)	<0.005	<0.001	<0.001	<0.005	<0.005	<0.001
Selenium-IV-Dissolved (mg/L)	<0.001	<0.001	<0.001	<0.001	<0.001	<0.001
Selenium-Total (mg/L)		<0.001	<0.001	<0.001	<0.001	0.002
Selenium-VI-Dissolved (mg/L)	<0.001	<0.001	<0.001	<0.001	<0.001	<0.001
Silica-Dissolved (mg/L)	8.1	7.2	7.2	4	4.3	3.9
Silver-Dissolved (mg/L)	<0.005	<0.005	<0.005	<0.005	<0.005	<0.005
Silver-Total (mg/L)		<0.005	<0.005	<0.005	<0.005	<0.005
Sodium Adsorption Ratio (SAR) (meq/L)	5.4	5.4	5.5	5.6	5.8	5.7
Sodium-Dissolved (mg/L)	192	197	204	212	221	210
Solids-Total Dissolved Calculated (mg/L)	901	908	903	891	926	883
Solids-Total Dissolved TDS @ 180 C (mg/L)	930	910	940	900	890	880
Strontium-Total (mg/L)		1.2	1.2	1.3	1.3	1.1
Sulfate (mg/L)	498	478	466	449	465	449
TDS Balance (0.80 - 1.20) (dec.%)	1.03	1.01	1.04	1.01	0.97	0.99
Thallium-Total (mg/L)		<0.001	<0.001	<0.001	<0.001	<0.001
Thorium 230-Dissolved (pCi/L)	<0.2	0.3			0.1	
Thorium 230-Suspended (pCi/L)	<0.2	0.2	0.2	0.7	0.1	
Thorium 232-Dissolved (pCi/L)	<0.005	<0.005	<0.005	<0.005	<0.005	<0.005
Uranium-Dissolved (mg/L)	0.0117	0.0092	0.0098	0.0095	0.0096	0.0097
Uranium-Suspended (mg/L)	0.001	<0.0003	<0.0003	<0.0003	<0.0003	<0.0003
Uranium-Total (mg/L)		0.0099	0.0102	0.0104	0.0108	0.0102
Vanadium-Dissolved (mg/L)	<0.1	<0.1	<0.1	<0.1	<0.1	<0.1
Zinc-Dissolved (mg/L)	<0.01	<0.01	<0.01	0.01	<0.01	<0.01
Zinc-Total (mg/L)		<0.01	<0.01	<0.01	0.01	<0.01




POWERTECH (USA) INC.

Well#681								
Analyte	Mean	StDev	Q1	Median	Q3	Minimum	Maximum	n
A/C Balance ( $\pm 5$ ) (%)	2.946667	2.687889	-0.125	3.59	5.485	-0.5	5.53	6
Alkalinity-Total as CaCO <sub>3</sub> (mg/L)	173.6667	3.444803	171.5	173	175.5	170	180	6
Aluminum-Dissolved (mg/L)	0.05		0.05	0.05	0.05	0.05	0.05	6
Ammonia (mg/L)	0.05		0.05	0.05	0.05	0.05	0.05	6
Anions (meq/L)	13.65	0.383406	13.275	13.65	13.975	13.2	14.2	6
Antimony-Total (mg/L)	0.0015		0.0015	0.0015	0.0015	0.0015	0.0015	5
Arsenic-Dissolved (mg/L)	0.002167	0.000408	0.002	0.002	0.00225	0.002	0.003	6
Arsenic-Total (mg/L)	0.003	0.001581	0.0015	0.003	0.0045	0.001	0.005	5
Barium-Dissolved (mg/L)	0.05		0.05	0.05	0.05	0.05	0.05	6
Barium-Total (mg/L)	0.05		0.05	0.05	0.05	0.05	0.05	5
Beryllium-Total (mg/L)	0.0005		0.0005	0.0005	0.0005	0.0005	0.0005	5
Bicarbonate as HCO <sub>3</sub> (mg/L)	211.6667	4.033196	209.25	211	213.75	207	219	6
Boron-Dissolved (mg/L)	0.058333	0.020412	0.05	0.05	0.0625	0.05	0.1	6
Boron-Total (mg/L)	0.05		0.05	0.05	0.05	0.05	0.05	5
Cadmium-Dissolved (mg/L)	0.0025		0.0025	0.0025	0.0025	0.0025	0.0025	6
Cadmium-Total (mg/L)	0.0017	0.001095	0.0005	0.0025	0.0025	0.0005	0.0025	5
Calcium-Dissolved (mg/L)	63.06667	3.279431	60.2	62.15	66.225	59.9	68.4	6
Carbonate as CO <sub>3</sub> (mg/L)	2.5		2.5	2.5	2.5	2.5	2.5	6
Cation/Anion Balance (%)								
Cations (meq/L)	14.38333	0.685322	13.725	14.4	14.95	13.5	15.4	6
Chloride (mg/L)	14.83333	1.602082	13	15	16.25	13	17	6
Chromium-Dissolved (mg/L)	0.025		0.025	0.025	0.025	0.025	0.025	6
Chromium-Total (mg/L)	0.025		0.025	0.025	0.025	0.025	0.025	5
Conductivity @ 25 C (umhos/cm)	1375	69.4982	1320	1360	1417.5	1320	1500	6
Copper-Dissolved (mg/L)	0.005		0.005	0.005	0.005	0.005	0.005	6
Copper-Total (mg/L)	0.005		0.005	0.005	0.005	0.005	0.005	5
Fluoride (mg/L)	0.45	0.083666	0.4	0.4	0.525	0.4	0.6	6
Gross Alpha-Dissolved (pCi/L)	1509.333	596.5925	1079	1395	2182.5	656	2220	6
Gross Beta-Dissolved (pCi/L)	443	186.172	284.5	397	663	226	675	6
Gross Gamma-Dissolved (pCi/L)	4300	4870.281	270	2850	8200	210	13000	6
Iron-Dissolved (mg/L)	0.015		0.015	0.015	0.015	0.015	0.015	6
Iron-Total (mg/L)	0.032	0.016047	0.015	0.04	0.045	0.015	0.05	5
Lead-Dissolved (mg/L)	0.001083	0.001429	0.0005	0.0005	0.001375	0.0005	0.004	6
Lead-Total (mg/L)	0.003	0.00559	0.0005	0.0005	0.00675	0.0005	0.013	5
Lead 210-Dissolved (pCi/L)	36.13333	18.18039	28.65	41.35	46.975		49.9	6
Lead 210-Suspended (pCi/L)	13.73333	7.893204	5.075	16.75	20.35	1.7	20.8	6
Lead 210-Total (pCi/L)								
Magnesium-Dissolved (mg/L)	24.3	1.167904	23.5	24.5	25.2	22.3	25.5	6
Manganese-Dissolved (mg/L)	0.09	0.008944	0.08	0.09	0.1	0.08	0.1	6
Manganese-Total (mg/L)	0.088	0.008367	0.08	0.09	0.095	0.08	0.1	5
Mercury-Dissolved (mg/L)	0.0005		0.0005	0.0005	0.0005	0.0005	0.0005	6
Mercury-Total (mg/L)	0.000957	0.001796	0.00005	0.0005	0.0005	0.00005	0.005	7
Molybdenum-Dissolved (mg/L)	0.05		0.05	0.05	0.05	0.05	0.05	6
Molybdenum-Total (mg/L)	0.032	0.024648	0.005	0.05	0.05	0.005	0.05	5
Nickel-Dissolved (mg/L)	0.025		0.025	0.025	0.025	0.025	0.025	6
Nickel-Total (mg/L)	0.025		0.025	0.025	0.025	0.025	0.025	5




POWERTECH (USA) INC.

Well #681								
Analyte	Mean	StDev	Q1	Median	Q3	Minimum	Maximum	n
Nitrogen, Nitrate as N (mg/L)	0.045833	0.010206	0.04375	0.05	0.05	0.025	0.05	6
Nitrogen, Nitrite as N (mg/L)	0.045833	0.010206	0.04375	0.05	0.05	0.025	0.05	6
Oxidation-Reduction Potential (mV)	175	99.14636	105	195	250		280	6
pH	7.975	0.116404	7.8825	7.985	8.0525	7.8	8.15	6
Polonium 210-Dissolved (pCi/L)	1.7	1.141928	0.675	1.4	2.825	0.6	3.5	6
Polonium 210-Suspended (pCi/L)	1.633333	1.091177	0.9	1.5	2.6		3.2	6
Polonium 210-Total (pCi/L)								
Potassium-Dissolved (mg/L)	9.733333	0.377712	9.5	9.65	10.075	9.2	10.3	6
Radium 226-Dissolved (pCi/L)	412.6667	19.68417	399.5	417.5	425.75	377	434	6
Radium 226-Suspended (pCi/L)	2.95	3.588175	0.575	1.7	5.1	0.2	9.9	6
Radium 226-Total (pCi/L)								
Radium 226 (pCi/L)								
Radon 222-Total (pCi/L)	303374.3	175794.3	189811.5	321500	462000	246	462000	6
Selenium-Dissolved (mg/L)	0.0015	0.001095	0.0005	0.0015	0.0025	0.0005	0.0025	6
Selenium-IV-Dissolved (mg/L)	0.0005		0.0005	0.0005	0.0005	0.0005	0.0005	6
Selenium-Total (mg/L)	0.0008	0.000671	0.0005	0.0005	0.00125	0.0005	0.002	5
Selenium-VI-Dissolved (mg/L)	0.0005		0.0005	0.0005	0.0005	0.0005	0.0005	6
Silica-Dissolved (mg/L)	5.783333	1.913548	3.975	5.75	7.425	3.9	8.1	6
Silver-Dissolved (mg/L)	0.0025		0.0025	0.0025	0.0025	0.0025	0.0025	6
Silver-Total (mg/L)	0.0025		0.0025	0.0025	0.0025	0.0025	0.0025	5
Sodium-Dissolved (mg/L)	206	10.56409	195.75	207	214.25	192	221	6
Sodium Adsorption Ratio (SAR) (meq/L)	5.566667	0.163299	5.4	5.55	5.725	5.4	5.8	6
Solids-Total Dissolved Calculated (mg/L)	902	14.8054	889	902	912.5	883	926	6
Solids-Total Dissolved TDS @ 180 C (mg/L)	908.3333	23.16607	887.5	905	932.5	880	940	6
Strontium-Total (mg/L)	1.22	0.083666	1.15	1.2	1.3	1.1	1.3	5
Sulfate (mg/L)	467.5	18.61988	449	465.5	483	449	498	6
TDS Balance (0.80 - 1.20) (dec.%)	1.008333	0.025626	0.985	1.01	1.0325	0.97	1.04	6
Thallium-Total (mg/L)	0.0005		0.0005	0.0005	0.0005	0.0005	0.0005	5
Thorium 230-Dissolved (pCi/L)	0.083333	0.116905		0.05	0.15		0.3	6
Thorium 230-Suspended (pCi/L)	0.216667	0.248328	0.075	0.15	0.325		0.7	6
Thorium 230-Total (pCi/L)								
Thorium 232-Dissolved (pCi/L)	0.0025		0.0025	0.0025	0.0025	0.0025	0.0025	6
Uranium-Dissolved (mg/L)	0.009917	0.000898	0.009425	0.00965	0.010275	0.0092	0.0117	6
Uranium-Suspended (mg/L)	0.000292	0.000347	0.00015	0.00015	0.000363	0.00015	0.001	6
Uranium-Total (mg/L)	0.0103	0.000332	0.01005	0.0102	0.0106	0.0099	0.0108	5
Vanadium-Dissolved (mg/L)	0.05		0.05	0.05	0.05	0.05	0.05	6
Zinc-Dissolved (mg/L)	0.005833	0.002041	0.005	0.005	0.00625	0.005	0.01	6
Zinc-Total (mg/L)	0.006	0.002236	0.005	0.005	0.0075	0.005	0.01	5



**POWERTECH (USA) INC.**

Well #688				
Analyte	4/2/2008 18:07	4/22/2008 13:26	6/10/2008 16:37	6/30/2008 18:39
A/C Balance (± 5) (%)	-0.06	12.1	5.73	3.05
Alkalinity-Total as CaCO <sub>3</sub> (mg/L)	98	90	100	136
Aluminum-Dissolved (mg/L)	<0.1	<0.1	<0.1	<0.1
Ammonia (mg/L)	0.5	0.1	0.1	0.2
Anions (meq/L)	11.3	10.2	10.6	11.5
Antimony-Total (mg/L)	<0.003	<0.003	<0.003	<0.003
Arsenic-Dissolved (mg/L)	0.001	0.002	0.001	0.002
Arsenic-Total (mg/L)	0.002	0.002	<0.002	0.003
Barium-Dissolved (mg/L)	<0.1	<0.1	<0.1	<0.1
Barium-Total (mg/L)	<0.1	<0.1	<0.1	<0.1
Beryllium-Total (mg/L)	<0.001	<0.001	<0.001	<0.001
Bicarbonate as HCO <sub>3</sub> (mg/L)	12	76	107	156
Boron-Dissolved (mg/L)	<0.1	<0.1	<0.1	<0.1
Boron-Total (mg/L)	<0.1	<0.1	<0.1	<0.1
Cadmium-Dissolved (mg/L)	<0.005	<0.005	<0.005	<0.005
Cadmium-Total (mg/L)	<0.005	<0.005	<0.005	<0.005
Calcium-Dissolved (mg/L)	25.8	50.1	34.1	40.4
Carbonate as CO <sub>3</sub> (mg/L)	53	17	7	<5
Cations (meq/L)	11.3	13.1	11.9	12.3
Chloride (mg/L)	13	10	11	11
Chromium-Dissolved (mg/L)	<0.05	<0.05	<0.05	<0.05
Chromium-Total (mg/L)	<0.05	<0.05	<0.05	<0.05
Conductivity @ 25 C (umhos/cm)	1180	1070	1260	1140
Copper-Dissolved (mg/L)	<0.01	<0.01	<0.01	<0.01
Copper-Total (mg/L)	<0.01	<0.01	<0.01	<0.01
Fluoride (mg/L)	0.4	0.5	0.5	0.6
Gross Alpha-Dissolved (pCi/L)	2.9	10.1	17.3	13.2
Gross Beta-Dissolved (pCi/L)	8.8	16.9	17.1	16.5
Gross Gamma-Dissolved (pCi/L)				1000
Iron-Dissolved (mg/L)	<0.03	<0.03	0.04	<0.03
Iron-Total (mg/L)	0.07	0.05	0.15	0.08
Lead 210-Dissolved (pCi/L)		-2.7	-0.5	-0.1
Lead 210-Suspended (pCi/L)	-0.4	-0.1	4.8	-2.3
Lead-Dissolved (mg/L)	<0.001	<0.001	<0.001	<0.001
Lead-Total (mg/L)	<0.001	<0.001	<0.001	<0.003
Magnesium-Dissolved (mg/L)	13.6	20.5	16.6	19.2
Manganese-Dissolved (mg/L)	<0.01	0.06	0.02	0.02
Manganese-Total (mg/L)	0.03	0.01	0.01	0.02
Mercury-Dissolved (mg/L)	<0.001	<0.001	<0.001	<0.001
Mercury-Total (mg/L)	<0.001	<0.001	<0.0001	<0.0002
	<0.001	<0.001		
Molybdenum-Dissolved (mg/L)	<0.1	<0.1	<0.1	<0.1
Molybdenum-Total (mg/L)	<0.1	<0.1	<0.1	<0.1
Nickel-Dissolved (mg/L)	<0.05	<0.05	<0.05	<0.05
Nickel-Total (mg/L)	<0.05	<0.05	<0.05	<0.05
Nitrogen, Nitrate as N (mg/L)	<0.1	<0.05	<0.1	<0.1




**POWERTECH (USA) INC.**

Well #688				
Analyte	4/2/2008 18:07	4/22/2008 13:26	6/10/2008 16:37	6/30/2008 18:39
Nitrogen, Nitrite as N (mg/L)	<0.1	<0.05	<0.1	<0.1
Oxidation-Reduction Potential (mV)	110	280	180	220
pH	10.3	9.15	8.82	8.6
Polonium 210-Dissolved (pCi/L)	1	1.9		
Polonium 210-Suspended (pCi/L)	1	0.4	0.2	0.3
Potassium-Dissolved (mg/L)	16.8	12.2	12.5	12.9
Radium 226-Dissolved (pCi/L)	0.3	1.2	2.5	0.6
Radium 226-Suspended (pCi/L)	0.9	0.02	-0.3	-0.3
Radon 222-Total (pCi/L)	608	307	749	426
Selenium-Dissolved (mg/L)	<0.001	<0.001	<0.001	<0.001
Selenium-IV-Dissolved (mg/L)	<0.001	<0.001	<0.001	<0.001
Selenium-Total (mg/L)	<0.001	<0.001	<0.001	0.003
Selenium-VI-Dissolved (mg/L)	<0.001	<0.001	<0.001	<0.001
Silica-Dissolved (mg/L)	7.9	3.7	3.7	3.8
Silver-Dissolved (mg/L)	<0.005	<0.005	<0.005	<0.005
Silver-Total (mg/L)	<0.005	<0.005	<0.005	<0.005
Sodium Adsorption Ratio (SAR) (meq/L)	7.6	5.9	6.9	6.2
Sodium-Dissolved (mg/L)	193	197	195	191
Solids-Total Dissolved Calculated (mg/L)	771	744	738	774
Solids-Total Dissolved TDS @ 180 C (mg/L)	690	690	740	770
Strontium-Total (mg/L)	1.2	1.2	1.1	1.1
Sulfate (mg/L)	428	390	398	407
TDS Balance (0.80 - 1.20) (dec.%)	0.89	0.92	1.01	0.99
Thallium-Total (mg/L)	<0.001	<0.001	<0.001	<0.001
Thorium 230-Dissolved (pCi/L)				
Thorium 230-Suspended (pCi/L)	0.7	15.9	0.1	
Thorium 232-Dissolved (pCi/L)	<0.005	<0.005	<0.005	<0.005
Uranium-Dissolved (mg/L)	<0.0003	<0.0003	<0.0003	<0.0003
Uranium-Suspended (mg/L)	<0.0008	0.0147	<0.0003	<0.0003
Uranium-Total (mg/L)	<0.0003	<0.0003	<0.0003	<0.0003
Vanadium-Dissolved (mg/L)	<0.1	<0.1	<0.1	<0.1
Zinc-Dissolved (mg/L)	<0.01	<0.01	<0.01	<0.01
Zinc-Total (mg/L)	<0.01	<0.01	<0.01	<0.01



POWERTECH (USA) INC.

Well #688								
Analyte	Mean	StDev	Q1	Median	Q3	Minimum	Maximum	n
A/C Balance ( $\pm 5$ ) (%)	5.205	5.169813	0.7175	4.39	10.5075	-0.06	12.1	4
Alkalinity-Total as CaCO <sub>3</sub> (mg/L)	106	20.46135	92	99	127	90	136	4
Aluminum-Dissolved (mg/L)	0.05		0.05	0.05	0.05	0.05	0.05	4
Ammonia (mg/L)	0.225	0.189297	0.1	0.15	0.425	0.1	0.5	4
Anions (meq/L)	10.9	0.60553	10.3	10.95	11.45	10.2	11.5	4
Antimony-Total (mg/L)	0.0015		0.0015	0.0015	0.0015	0.0015	0.0015	4
Arsenic-Dissolved (mg/L)	0.0015	0.000577	0.001	0.0015	0.002	0.001	0.002	4
Arsenic-Total (mg/L)	0.002	0.000816	0.00125	0.002	0.00275	0.001	0.003	4
Barium-Dissolved (mg/L)	0.05		0.05	0.05	0.05	0.05	0.05	4
Barium-Total (mg/L)	0.05		0.05	0.05	0.05	0.05	0.05	4
Beryllium-Total (mg/L)	0.0005		0.0005	0.0005	0.0005	0.0005	0.0005	4
Bicarbonate as HCO <sub>3</sub> (mg/L)	87.75	60.29027	28	91.5	143.75	12	156	4
Boron-Dissolved (mg/L)	0.05		0.05	0.05	0.05	0.05	0.05	4
Boron-Total (mg/L)	0.05		0.05	0.05	0.05	0.05	0.05	4
Cadmium-Dissolved (mg/L)	0.0025		0.0025	0.0025	0.0025	0.0025	0.0025	4
Cadmium-Total (mg/L)	0.0025		0.0025	0.0025	0.0025	0.0025	0.0025	4
Calcium-Dissolved (mg/L)	37.6	10.25638	27.875	37.25	47.675	25.8	50.1	4
Carbonate as CO <sub>3</sub> (mg/L)	19.875	22.89969	3.625	12	44	2.5	53	4
Cation/Anion Balance (%)								
Cations (meq/L)	12.15	0.754983	11.45	12.1	12.9	11.3	13.1	4
Chloride (mg/L)	11.25	1.258306	10.25	11	12.5	10	13	4
Chromium-Dissolved (mg/L)	0.025		0.025	0.025	0.025	0.025	0.025	4
Chromium-Total (mg/L)	0.025		0.025	0.025	0.025	0.025	0.025	4
Conductivity @ 25 C (umhos/cm)	1162.5	79.32003	1087.5	1160	1240	1070	1260	4
Copper-Dissolved (mg/L)	0.005		0.005	0.005	0.005	0.005	0.005	4
Copper-Total (mg/L)	0.005		0.005	0.005	0.005	0.005	0.005	4
Fluoride (mg/L)	0.5	0.08165	0.425	0.5	0.575	0.4	0.6	4
Gross Alpha-Dissolved (pCi/L)	10.875	6.079679	4.7	11.65	16.275	2.9	17.3	4
Gross Beta-Dissolved (pCi/L)	14.825	4.024405	10.725	16.7	17.05	8.8	17.1	4
Gross Gamma-Dissolved (pCi/L)	250	500			750		1000	4
Iron-Dissolved (mg/L)	0.02125	0.0125	0.015	0.015	0.03375	0.015	0.04	4
Iron-Total (mg/L)	0.0875	0.043493	0.055	0.075	0.1325	0.05	0.15	4
Lead-Dissolved (mg/L)	0.0005		0.0005	0.0005	0.0005	0.0005	0.0005	4
Lead-Total (mg/L)	0.00075	0.0005	0.0005	0.0005	0.00125	0.0005	0.0015	4
Lead 210-Dissolved (pCi/L)	-0.825	1.268529	-2.15	-0.3	-0.025	-2.7		4
Lead 210-Suspended (pCi/L)	0.5	3.02765	-1.825	-0.25	3.575	-2.3	4.8	4
Lead 210-Total (pCi/L)								
Magnesium-Dissolved (mg/L)	17.475	3.05	14.35	17.9	20.175	13.6	20.5	4
Manganese-Dissolved (mg/L)	0.02625	0.023585	0.00875	0.02	0.05	0.005	0.06	4
Manganese-Total (mg/L)	0.0175	0.009574	0.01	0.015	0.0275	0.01	0.03	4
Mercury-Dissolved (mg/L)	0.0005		0.0005	0.0005	0.0005	0.0005	0.0005	4
Mercury-Total (mg/L)	0.000358	0.00022	8.75E-05	0.0005	0.0005	0.00005	0.0005	6
Molybdenum-Dissolved (mg/L)	0.05		0.05	0.05	0.05	0.05	0.05	4
Molybdenum-Total (mg/L)	0.05		0.05	0.05	0.05	0.05	0.05	4
Nickel-Dissolved (mg/L)	0.025		0.025	0.025	0.025	0.025	0.025	4
Nickel-Total (mg/L)	0.025		0.025	0.025	0.025	0.025	0.025	4



POWERTECH (USA) INC.

Well#688								
Analyte	Mean	StDev	Q1	Median	Q3	Minimum	Maximum	n
Nitrogen, Nitrate as N (mg/L)	0.04375	0.0125	0.03125	0.05	0.05	0.025	0.05	4
Nitrogen, Nitrite as N (mg/L)	0.04375	0.0125	0.03125	0.05	0.05	0.025	0.05	4
Oxidation-Reduction Potential (mV)	197.5	71.35592	127.5	200	265	110	280	4
pH	9.2175	0.756235	8.655	8.985	10.0125	8.6	10.3	4
Polonium 210-Dissolved (pCi/L)	0.725	0.914239		0.5	1.675		1.9	4
Polonium 210-Suspended (pCi/L)	0.475	0.359398	0.225	0.35	0.85	0.2	1	4
Polonium 210-Total (pCi/L)								
Potassium-Dissolved (mg/L)	13.6	2.152518	12.275	12.7	15.825	12.2	16.8	4
Radium 226-Dissolved (pCi/L)	1.15	0.974679	0.375	0.9	2.175	0.3	2.5	4
Radium 226-Suspended (pCi/L)	0.08	0.567098	-0.3	-0.14	0.68	-0.3	0.9	4
Radium 226-Total (pCi/L)								
Radium 226 (pCi/L)								
Radon 222-Total (pCi/L)	522.5	195.2477	336.75	517	713.75	307	749	4
Selenium-Dissolved (mg/L)	0.0005		0.0005	0.0005	0.0005	0.0005	0.0005	4
Selenium-IV-Dissolved (mg/L)	0.0005		0.0005	0.0005	0.0005	0.0005	0.0005	4
Selenium-Total (mg/L)	0.001125	0.00125	0.0005	0.0005	0.002375	0.0005	0.003	4
Selenium-VI-Dissolved (mg/L)	0.0005		0.0005	0.0005	0.0005	0.0005	0.0005	4
Silica-Dissolved (mg/L)	4.775	2.083867	3.7	3.75	6.875	3.7	7.9	4
Silver-Dissolved (mg/L)	0.0025		0.0025	0.0025	0.0025	0.0025	0.0025	4
Silver-Total (mg/L)	0.0025		0.0025	0.0025	0.0025	0.0025	0.0025	4
Sodium-Dissolved (mg/L)	194	2.581989	191.5	194	196.5	191	197	4
Sodium Adsorption Ratio (SAR) (meq/L)	6.65	0.759386	5.975	6.55	7.425	5.9	7.6	4
Solids-Total Dissolved Calculated (mg/L)	756.75	18.39157	739.5	757.5	773.25	738	774	4
Solids-Total Dissolved TDS @ 180 C (mg/L)	722.5	39.47573	690	715	762.5	690	770	4
Strontium-Total (mg/L)	1.15	0.057735	1.1	1.15	1.2	1.1	1.2	4
Sulfate (mg/L)	405.75	16.37834	392	402.5	422.75	390	428	4
TDS Balance (0.80 - 1.20) (dec.%)	0.9525	0.056789	0.8975	0.955	1.005	0.89	1.01	4
Thallium-Total (mg/L)	0.0005		0.0005	0.0005	0.0005	0.0005	0.0005	4
Thorium 230-Dissolved (pCi/L)								4
Thorium 230-Suspended (pCi/L)	4.175	7.822777	0.025	0.4	12.1		15.9	4
Thorium 230-Total (pCi/L)								
Thorium 232-Dissolved (pCi/L)	0.0025		0.0025	0.0025	0.0025	0.0025	0.0025	4
Uranium-Dissolved (mg/L)	0.00015		0.00015	0.00015	0.00015	0.00015	0.00015	4
Uranium-Suspended (mg/L)	0.00385	0.007234	0.00015	0.000275	0.011125	0.00015	0.0147	4
Uranium-Total (mg/L)	0.00015		0.00015	0.00015	0.00015	0.00015	0.00015	4
Vanadium-Dissolved (mg/L)	0.05		0.05	0.05	0.05	0.05	0.05	4
Zinc-Dissolved (mg/L)	0.005		0.005	0.005	0.005	0.005	0.005	4
Zinc-Total (mg/L)	0.005		0.005	0.005	0.005	0.005	0.005	4



**POWERTECH (USA) INC.**

Well #689				
Analyte	3/30/2008 17:25	4/21/2008 19:50	5/28/2008 22:25	6/25/2008 18:18
A/C Balance (± 5) (%)	-4.96	3.98	2.36	2.76
Alkalinity-Total as CaCO <sub>3</sub> (mg/L)	150	148	148	150
Aluminum-Dissolved (mg/L)	<0.1	0.1	<0.1	<0.1
Ammonia (mg/L)	<0.1	0.1	<0.1	<0.1
Anions (meq/L)	12	10.9	11.5	10.8
Antimony-Total (mg/L)	<0.003	0.003	<0.003	<0.003
Arsenic-Dissolved (mg/L)	<0.001	0.001	0.001	0.001
Arsenic-Total (mg/L)	<0.003	0.002	0.004	0.003
Barium-Dissolved (mg/L)	<0.1	0.1	<0.1	<0.1
Barium-Total (mg/L)	<0.1	0.1	<0.1	<0.1
Beryllium-Total (mg/L)	<0.001	0.001	<0.001	<0.001
Bicarbonate as HCO <sub>3</sub> (mg/L)	183	180	180	183
Boron-Dissolved (mg/L)	<0.1	0.1	<0.1	<0.1
Boron-Total (mg/L)	<0.1	0.1	0.1	<0.1
Cadmium-Dissolved (mg/L)	<0.005	0.005	<0.005	<0.005
Cadmium-Total (mg/L)	<0.005	0.005	<0.005	<0.005
Calcium-Dissolved (mg/L)	43.8	48.5	49.2	46.7
Carbonate as CO <sub>3</sub> (mg/L)	<5	5	<5	<5
Cations (meq/L)	10.8	11.8	12	11.4
Chloride (mg/L)	7	5	5	5
Chromium-Dissolved (mg/L)	<0.05	0.05	<0.05	<0.05
Chromium-Total (mg/L)	<0.05	0.05	<0.05	<0.05
Conductivity @ 25 C (umhos/cm)	1080	1110	1010	1270
Copper-Dissolved (mg/L)	<0.01	0.01	<0.01	<0.01
Copper-Total (mg/L)	<0.01	0.01	<0.01	<0.01
Fluoride (mg/L)	0.5	0.5	0.5	0.5
Gross Alpha-Dissolved (pCi/L)	64.3	25.5	34.9	36.5
Gross Beta-Dissolved (pCi/L)	21.2	13.2	12.2	15
Gross Gamma-Dissolved (pCi/L)	86		150	
Iron-Dissolved (mg/L)	<0.03	0.03	<0.03	<0.03
Iron-Total (mg/L)	0.72	0.52	1.33	1.15
Lead 210-Dissolved (pCi/L)	-31	-2.4	6.3	-6.5
Lead 210-Suspended (pCi/L)		-0.3	-2	1
Lead-Dissolved (mg/L)	<0.001	0.001	<0.001	<0.001
Lead-Total (mg/L)	<0.001	0.001	<0.001	0.017
Magnesium-Dissolved (mg/L)	15.6	16.8	16.4	16
Manganese-Dissolved (mg/L)	0.03	0.04	0.04	0.04
Manganese-Total (mg/L)	0.06	0.06	0.08	0.07
Mercury-Dissolved (mg/L)	<0.001	0.001	<0.001	<0.001
Mercury-Total (mg/L)	<0.001	0.001	<0.0001	<0.0002
		0.001		
Molybdenum-Dissolved (mg/L)	<0.1	0.1	<0.1	<0.1
Molybdenum-Total (mg/L)	<0.1	0.1	<0.1	<0.1
Nickel-Dissolved (mg/L)	<0.05	0.05	<0.05	<0.05
Nickel-Total (mg/L)	<0.05	0.05	<0.05	<0.05
Nitrogen, Nitrate as N (mg/L)	<0.1	0.05	<0.1	<0.1





**POWERTECH (USA) INC.**

Well #689				
Analyte	3/30/2008 17:25	4/21/2008 19:50	5/28/2008 22:25	6/25/2008 18:18
Nitrogen, Nitrite as N (mg/L)	<0.1	0.05	<0.1	<0.1
Oxidation-Reduction Potential (mV)	190	300	210	150
pH	7.85	8.02	7.8	8.08
Polonium 210-Dissolved (pCi/L)	1.1	0.7	-0.4	
Polonium 210-Suspended (pCi/L)	0.6	0.6	0.2	0.1
Potassium-Dissolved (mg/L)	7.4	7.9	8.1	7.7
Radium 226-Dissolved (pCi/L)	7.9	4.2	5.7	5.5
Radium 226-Suspended (pCi/L)	2	0.02	0.5	-0.05
Radon 222-Total (pCi/L)	1950	1540	1390	2520
Selenium-Dissolved (mg/L)	<0.001	0.001	<0.001	<0.001
Selenium-IV-Dissolved (mg/L)	<0.001	0.001	<0.001	<0.001
Selenium-Total (mg/L)	<0.001	0.001	<0.001	<0.002
Selenium-VI-Dissolved (mg/L)	<0.001	0.001	<0.001	<0.001
Silica-Dissolved (mg/L)	7.7	8	4.6	4.3
Silver-Dissolved (mg/L)	<0.005	0.005	<0.005	<0.005
Silver-Total (mg/L)	<0.005	0.005	<0.005	<0.005
Sodium Adsorption Ratio (SAR) (meq/L)	5.4	5.7	5.8	5.6
Sodium-Dissolved (mg/L)	165	180	184	174
Solids-Total Dissolved Calculated (mg/L)	771	744	764	718
Solids-Total Dissolved TDS @ 180 C (mg/L)	720	760	730	700
Strontium-Total (mg/L)	0.9	1	1	1
Sulfate (mg/L)	421	374	400	366
TDS Balance (0.80 - 1.20) (dec.%)	0.93	1.02	0.95	0.98
Thallium-Total (mg/L)	<0.001	0.001	<0.001	<0.001
Thorium 230-Dissolved (pCi/L)	0.2	0.1		
Thorium 230-Suspended (pCi/L)	0.2	0.3	0.4	0.4
Thorium 232-Dissolved (pCi/L)	<0.005	0.005	<0.005	<0.005
Uranium-Dissolved (mg/L)	0.0032	0.0037	0.0043	0.0034
Uranium-Suspended (mg/L)	0.0005	0.0003	0.0004	0.0005
Uranium-Total (mg/L)	0.0041	0.004	0.0117	0.006
Vanadium-Dissolved (mg/L)	<0.1	0.1	<0.1	<0.1
Zinc-Dissolved (mg/L)	<0.01	0.01	<0.01	<0.01
Zinc-Total (mg/L)	<0.01	0.01	<0.01	<0.01



POWERTECH (USA) INC.

Well#689								
Analyte	Mean	StDev	Q1	Median	Q3	Minimum	Maximum	n
A/C Balance (± 5) (%)	1.035	4.055626	-3.13	2.56	3.675	-4.96	3.98	4
Alkalinity-Total as CaCO <sub>3</sub> (mg/L)	149	1.154701	148	149	150	148	150	4
Aluminum-Dissolved (mg/L)	0.05		0.05	0.05	0.05	0.05	0.05	4
Ammonia (mg/L)	0.05		0.05	0.05	0.05	0.05	0.05	4
Anions (meq/L)	11.3	0.559762	10.825	11.2	11.875	10.8	12	4
Antimony-Total (mg/L)	0.0015		0.0015	0.0015	0.0015	0.0015	0.0015	4
Arsenic-Dissolved (mg/L)	0.000875	0.00025	0.000625	0.001	0.001	0.0005	0.001	4
Arsenic-Total (mg/L)	0.002625	0.001109	0.001625	0.0025	0.00375	0.0015	0.004	4
Barium-Dissolved (mg/L)	0.05		0.05	0.05	0.05	0.05	0.05	4
Barium-Total (mg/L)	0.05		0.05	0.05	0.05	0.05	0.05	4
Beryllium-Total (mg/L)	0.0005		0.0005	0.0005	0.0005	0.0005	0.0005	4
Bicarbonate as HCO <sub>3</sub> (mg/L)	181.5	1.732051	180	181.5	183	180	183	4
Boron-Dissolved (mg/L)	0.05		0.05	0.05	0.05	0.05	0.05	4
Boron-Total (mg/L)	0.0625	0.025	0.05	0.05	0.0875	0.05	0.1	4
Cadmium-Dissolved (mg/L)	0.0025		0.0025	0.0025	0.0025	0.0025	0.0025	4
Cadmium-Total (mg/L)	0.0025		0.0025	0.0025	0.0025	0.0025	0.0025	4
Calcium-Dissolved (mg/L)	47.05	2.409011	44.525	47.6	49.025	43.8	49.2	4
Carbonate as CO <sub>3</sub> (mg/L)	2.5		2.5	2.5	2.5	2.5	2.5	4
Cation/Anion Balance (%)								
Cations (meq/L)	11.5	0.52915	10.95	11.6	11.95	10.8	12	4
Chloride (mg/L)	5.5	1	5	5	6.5	5	7	4
Chromium-Dissolved (mg/L)	0.025		0.025	0.025	0.025	0.025	0.025	4
Chromium-Total (mg/L)	0.025		0.025	0.025	0.025	0.025	0.025	4
Conductivity @ 25 C (umhos/cm)	1117.5	109.9621	1027.5	1095	1230	1010	1270	4
Copper-Dissolved (mg/L)	0.005		0.005	0.005	0.005	0.005	0.005	4
Copper-Total (mg/L)	0.005		0.005	0.005	0.005	0.005	0.005	4
Fluoride (mg/L)	0.5		0.5	0.5	0.5	0.5	0.5	4
Gross Alpha-Dissolved (pCi/L)	40.3	16.71965	27.85	35.7	57.35	25.5	64.3	4
Gross Beta-Dissolved (pCi/L)	15.4	4.0365	12.45	14.1	19.65	12.2	21.2	4
Gross Gamma-Dissolved (pCi/L)	59	72.96575		43	134		150	4
Iron-Dissolved (mg/L)	0.015		0.015	0.015	0.015	0.015	0.015	4
Iron-Total (mg/L)	0.93	0.374433	0.57	0.935	1.285	0.52	1.33	4
Lead-Dissolved (mg/L)	0.0005		0.0005	0.0005	0.0005	0.0005	0.0005	4
Lead-Total (mg/L)	0.004625	0.00825	0.0005	0.0005	0.012875	0.0005	0.017	4
Lead 210-Dissolved (pCi/L)	-8.4	15.98395	-24.875	-4.45	4.125	-31	6.3	4
Lead 210-Suspended (pCi/L)	-0.325	1.24733	-1.575	-0.15	0.75	-2	1	4
Lead 210-Total (pCi/L)								
Magnesium-Dissolved (mg/L)	16.2	0.516398	15.7	16.2	16.7	15.6	16.8	4
Manganese-Dissolved (mg/L)	0.0375	0.005	0.0325	0.04	0.04	0.03	0.04	4
Manganese-Total (mg/L)	0.0675	0.009574	0.06	0.065	0.0775	0.06	0.08	4
Mercury-Dissolved (mg/L)	0.0005		0.0005	0.0005	0.0005	0.0005	0.0005	4
Mercury-Total (mg/L)	0.00033	0.000233	0.000075	0.0005	0.0005	0.00005	0.0005	5
Molybdenum-Dissolved (mg/L)	0.05		0.05	0.05	0.05	0.05	0.05	4
Molybdenum-Total (mg/L)	0.05		0.05	0.05	0.05	0.05	0.05	4
Nickel-Dissolved (mg/L)	0.025		0.025	0.025	0.025	0.025	0.025	4
Nickel-Total (mg/L)	0.025		0.025	0.025	0.025	0.025	0.025	4



POWERTECH (USA) INC.

Well #689								
Analyte	Mean	StDev	Q1	Median	Q3	Minimum	Maximum	n
Nitrogen, Nitrate as N (mg/L)	0.04375	0.0125	0.03125	0.05	0.05	0.025	0.05	4
Nitrogen, Nitrite as N (mg/L)	0.04375	0.0125	0.03125	0.05	0.05	0.025	0.05	4
Oxidation-Reduction Potential (mV)	212.5	63.44289	160	200	277.5	150	300	4
pH	7.9375	0.13376	7.8125	7.935	8.065	7.8	8.08	4
Polonium 210-Dissolved (pCi/L)	0.35	0.675771	-0.3	0.35	1	-0.4	1.1	4
Polonium 210-Suspended (pCi/L)	0.375	0.262996	0.125	0.4	0.6	0.1	0.6	4
Polonium 210-Total (pCi/L)								
Potassium-Dissolved (mg/L)	7.775	0.298608	7.475	7.8	8.05	7.4	8.1	4
Radium 226-Dissolved (pCi/L)	5.825	1.534872	4.525	5.6	7.35	4.2	7.9	4
Radium 226-Suspended (pCi/L)	0.6175	0.953533	-0.0325	0.26	1.625	-0.05	2	4
Radium 226-Total (pCi/L)								
Radium 226 (pCi/L)								
Radon 222-Total (pCi/L)	1850	505.503	1427.5	1745	2377.5	1390	2520	4
Selenium-Dissolved (mg/L)	0.0005		0.0005	0.0005	0.0005	0.0005	0.0005	4
Selenium-IV-Dissolved (mg/L)	0.0005		0.0005	0.0005	0.0005	0.0005	0.0005	4
Selenium-Total (mg/L)	0.000625	0.00025	0.0005	0.0005	0.000875	0.0005	0.001	4
Selenium-VI-Dissolved (mg/L)	0.0005		0.0005	0.0005	0.0005	0.0005	0.0005	4
Silica-Dissolved (mg/L)	6.15	1.970618	4.375	6.15	7.925	4.3	8	4
Silver-Dissolved (mg/L)	0.0025		0.0025	0.0025	0.0025	0.0025	0.0025	4
Silver-Total (mg/L)	0.0025		0.0025	0.0025	0.0025	0.0025	0.0025	4
Sodium-Dissolved (mg/L)	175.75	8.261356	167.25	177	183	165	184	4
Sodium Adsorption Ratio (SAR) (meq/L)	5.625	0.170783	5.45	5.65	5.775	5.4	5.8	4
Solids-Total Dissolved Calculated (mg/L)	749.25	23.76798	724.5	754	769.25	718	771	4
Solids-Total Dissolved TDS @ 180 C (mg/L)	727.5	25	705	725	752.5	700	760	4
Strontium-Total (mg/L)	0.975	0.05	0.925	1	1	0.9	1	4
Sulfate (mg/L)	390.25	25.11805	368	387	415.75	366	421	4
TDS Balance (0.80 - 1.20) (dec.%)	0.97	0.039158	0.935	0.965	1.01	0.93	1.02	4
Thallium-Total (mg/L)	0.0005		0.0005	0.0005	0.0005	0.0005	0.0005	4
Thorium 230-Dissolved (pCi/L)	0.075	0.095743		0.05	0.175		0.2	4
Thorium 230-Suspended (pCi/L)	0.325	0.095743	0.225	0.35	0.4	0.2	0.4	4
Thorium 230-Total (pCi/L)								
Thorium 232-Dissolved (pCi/L)	0.0025		0.0025	0.0025	0.0025	0.0025	0.0025	4
Uranium-Dissolved (mg/L)	0.00365	0.00048	0.00325	0.00355	0.00415	0.0032	0.0043	4
Uranium-Suspended (mg/L)	0.000388	0.000165	0.000213	0.00045	0.0005	0.00015	0.0005	4
Uranium-Total (mg/L)	0.00645	0.003619	0.004025	0.00505	0.010275	0.004	0.0117	4
Vanadium-Dissolved (mg/L)	0.05		0.05	0.05	0.05	0.05	0.05	4
Zinc-Dissolved (mg/L)	0.005		0.005	0.005	0.005	0.005	0.005	4
Zinc-Total (mg/L)	0.005		0.005	0.005	0.005	0.005	0.005	4




**POWERTECH (USA) INC.**

Well #694					
Analyte	3/30/2008 10:11	4/21/2008 12:24	4/21/2008 12:30	5/21/2008 15:54	6/24/2008 15:16
A/C Balance ( $\pm 5$ ) (%)	-1.48	3.2	4.23	6.92	6.22
Alkalinity-Total as CaCO <sub>3</sub> (mg/L)	204	202	204	192	206
Aluminum-Dissolved (mg/L)	<0.1	<0.1	<0.1	<0.1	<0.1
Ammonia (mg/L)	0.2	0.2	0.2	0.2	0.2
Anions (meq/L)	15.4	15	15	14.4	14.5
Antimony-Total (mg/L)	<0.003	<0.003	<0.003	<0.003	<0.003
Arsenic-Dissolved (mg/L)	0.002	0.002	0.002	0.002	0.001
Arsenic-Total (mg/L)	0.005	0.002	0.002	0.004	<0.003
Barium-Dissolved (mg/L)	<0.1	<0.1	<0.1	<0.1	<0.1
Barium-Total (mg/L)	<0.1	<0.1	<0.1	<0.1	<0.1
Beryllium-Total (mg/L)	<0.001	<0.001	<0.001	<0.003	<0.001
Bicarbonate as HCO <sub>3</sub> (mg/L)	249	246	249	234	251
Boron-Dissolved (mg/L)	<0.1	<0.1	<0.1	<0.1	<0.1
Boron-Total (mg/L)	<0.1	<0.1	<0.1	<0.1	<0.1
Cadmium-Dissolved (mg/L)	<0.005	<0.005	<0.005	<0.005	<0.005
Cadmium-Total (mg/L)	<0.005	<0.005	<0.005	<0.005	<0.005
Calcium-Dissolved (mg/L)	91.6	97	98.8	103	103
Carbonate as CO <sub>3</sub> (mg/L)	<5	<5	<5	<5	<5
Cations (meq/L)	15	15.9	16.3	16.5	16.4
Chloride (mg/L)	11	9	9	9	9
Chromium-Dissolved (mg/L)	<0.05	<0.05	<0.05	<0.05	<0.05
Chromium-Total (mg/L)	<0.05	<0.05	<0.05	<0.05	<0.05
Conductivity @ 25 C (umhos/cm)	1370	1370	1380	1550	1400
Copper-Dissolved (mg/L)	<0.01	<0.01	<0.01	<0.01	<0.01
Copper-Total (mg/L)	<0.01	<0.01	<0.01	<0.01	<0.01
Fluoride (mg/L)	0.3	0.2	0.2	0.3	0.3
Gross Alpha-Dissolved (pCi/L)	8.8	19.2	18.1	10.6	23.7
Gross Beta-Dissolved (pCi/L)	10.3	15.7	16.2	12.5	15
Gross Gamma-Dissolved (pCi/L)					
Iron-Dissolved (mg/L)	<0.03	0.05	<0.03	<0.03	<0.03
Iron-Total (mg/L)	0.18	0.14	0.12	0.16	0.14
Lead 210-Dissolved (pCi/L)	-9.8		-2.4	-2.3	-0.1
Lead 210-Suspended (pCi/L)			-2.2	1.4	4.8
Lead-Dissolved (mg/L)	<0.001	<0.001	<0.001	<0.001	<0.001
Lead-Total (mg/L)	<0.001	<0.001	<0.001	<0.001	<0.001
Magnesium-Dissolved (mg/L)	35.4	37.6	38.4	38.6	37.1
Manganese-Dissolved (mg/L)	0.14	0.15	0.15	0.16	0.16
Manganese-Total (mg/L)	0.2	0.15	0.15	0.17	0.16
Mercury-Dissolved (mg/L)	<0.001	<0.001	<0.001	<0.001	<0.001
Mercury-Total (mg/L)	<0.001	<0.001	<0.001	<0.0001	<0.0002
Molybdenum-Dissolved (mg/L)	<0.1	<0.1	<0.1	<0.1	<0.1
Molybdenum-Total (mg/L)	<0.1	<0.1	<0.1	<0.1	<0.1
Nickel-Dissolved (mg/L)	<0.05	<0.05	<0.05	<0.05	<0.05
Nickel-Total (mg/L)	<0.05	<0.05	<0.05	<0.05	<0.05
Nitrogen, Nitrate as N (mg/L)	<0.1	<0.05	<0.05	<0.1	<0.1




**POWERTECH (USA) INC.**

<b>Well #694</b>					
<b>Analyte</b>	<b>3/30/2008 10:11</b>	<b>4/21/2008 12:24</b>	<b>4/21/2008 12:30</b>	<b>5/21/2008 15:54</b>	<b>6/24/2008 15:16</b>
Nitrogen, Nitrite as N (mg/L)	<0.1	<0.05	<0.05	<0.1	<0.1
Oxidation-Reduction Potential (mV)	280	360	350	210	140
pH	7.65	7.94	7.84	7.54	7.82
Polonium 210-Dissolved (pCi/L)	1.8	1.4	0.6	0.6	
Polonium 210-Suspended (pCi/L)	0.9	0.2	0.7	-0.1	
Potassium-Dissolved (mg/L)	12.3	13	13.5	13.1	13.6
Radium 226-Dissolved (pCi/L)	1.6	4.2	3.7	1.9	2.2
Radium 226-Suspended (pCi/L)	1	-0.4	-0.09	-0.2	-0.3
Radon 222-Total (pCi/L)	313	251	250	619	611
Selenium-Dissolved (mg/L)	<0.001	<0.001	<0.001	<0.001	<0.001
Selenium-IV-Dissolved (mg/L)	<0.001	<0.001	<0.001	<0.001	<0.001
Selenium-Total (mg/L)	<0.001	<0.001	<0.001	<0.001	<0.002
Selenium-VI-Dissolved (mg/L)	<0.001	<0.001	<0.001	<0.001	<0.001
Silica-Dissolved (mg/L)	8.1	8.4	8.3	4.7	4.6
Silver-Dissolved (mg/L)	<0.005	<0.005	<0.005	<0.005	<0.005
Silver-Total (mg/L)	<0.005	<0.005	<0.005	<0.005	<0.005
Sodium Adsorption Ratio (SAR) (meq/L)	3.7	3.8	3.9	3.8	3.9
Sodium-Dissolved (mg/L)	165	176	180	180	180
Solids-Total Dissolved Calculated (mg/L)	990	988	996	965	965
Solids-Total Dissolved TDS @ 180 C (mg/L)	970	1000	990	970	960
Strontium-Total (mg/L)	2.7	2.8	2.8	3	2.9
Sulfate (mg/L)	531	512	511	493	486
TDS Balance (0.80 - 1.20) (dec.%)	0.98	1.01	1	1.01	1
Thallium-Total (mg/L)	<0.001	<0.001	<0.001	<0.001	<0.001
Thorium 230-Dissolved (pCi/L)	0.2				0.1
Thorium 230-Suspended (pCi/L)	0.1		0.1	0.3	
Thorium 232-Dissolved (pCi/L)	<0.005	<0.005	<0.005	<0.005	<0.005
Uranium-Dissolved (mg/L)	0.0005	0.0005	0.0006	0.0006	0.0006
Uranium-Suspended (mg/L)	<0.0003	<0.0003	<0.0003	<0.0003	<0.0003
Uranium-Total (mg/L)	0.0006	0.0006	0.0006	0.0006	0.0006
Vanadium-Dissolved (mg/L)	<0.1	<0.1	<0.1	<0.1	0.1
Zinc-Dissolved (mg/L)	<0.01	<0.01	<0.01	<0.01	<0.01
Zinc-Total (mg/L)	0.02	<0.01	<0.01	<0.01	<0.01




POWERTECH (USA) INC.

Well #594								
Analyte	Mean	StDev	Q1	Median	Q3	Minimum	Maximum	n
A/C Balance ( $\pm 5$ ) (%)	3.818	3.317095	0.86	4.23	6.57	-1.48	6.92	5
Alkalinity-Total as CaCO <sub>3</sub> (mg/L)	201.6	5.549775	197	204	205	192	206	5
Aluminum-Dissolved (mg/L)	0.05		0.05	0.05	0.05	0.05	0.05	5
Ammonia (mg/L)	0.2		0.2	0.2	0.2	0.2	0.2	5
Anions (meq/L)	14.86	0.409878	14.45	15	15.2	14.4	15.4	5
Antimony-Total (mg/L)	0.0015		0.0015	0.0015	0.0015	0.0015	0.0015	5
Arsenic-Dissolved (mg/L)	0.0018	0.000447	0.0015	0.002	0.002	0.001	0.002	5
Arsenic-Total (mg/L)	0.0029	0.001517	0.00175	0.002	0.0045	0.0015	0.005	5
Barium-Dissolved (mg/L)	0.05		0.05	0.05	0.05	0.05	0.05	5
Barium-Total (mg/L)	0.05		0.05	0.05	0.05	0.05	0.05	5
Beryllium-Total (mg/L)	0.0007	0.000447	0.0005	0.0005	0.001	0.0005	0.0015	5
Bicarbonate as HCO <sub>3</sub> (mg/L)	245.8	6.83374	240	249	250	234	251	5
Boron-Dissolved (mg/L)	0.05		0.05	0.05	0.05	0.05	0.05	5
Boron-Total (mg/L)	0.05		0.05	0.05	0.05	0.05	0.05	5
Cadmium-Dissolved (mg/L)	0.0025		0.0025	0.0025	0.0025	0.0025	0.0025	5
Cadmium-Total (mg/L)	0.0025		0.0025	0.0025	0.0025	0.0025	0.0025	5
Calcium-Dissolved (mg/L)	98.68	4.751	94.3	98.8	103	91.6	103	5
Carbonate as CO <sub>3</sub> (mg/L)	2.5		2.5	2.5	2.5	2.5	2.5	5
Cation/Anion Balance (%)								
Cations (meq/L)	16.02	0.614003	15.45	16.3	16.45	15	16.5	5
Chloride (mg/L)	9.4	0.894427	9	9	10	9	11	5
Chromium-Dissolved (mg/L)	0.025		0.025	0.025	0.025	0.025	0.025	5
Chromium-Total (mg/L)	0.025		0.025	0.025	0.025	0.025	0.025	5
Conductivity @ 25 C (umhos/cm)	1414	77.00649	1370	1380	1475	1370	1550	5
Copper-Dissolved (mg/L)	0.005		0.005	0.005	0.005	0.005	0.005	5
Copper-Total (mg/L)	0.005		0.005	0.005	0.005	0.005	0.005	5
Fluoride (mg/L)	0.26	0.054772	0.2	0.3	0.3	0.2	0.3	5
Gross Alpha-Dissolved (pCi/L)	16.08	6.223102	9.7	18.1	21.45	8.8	23.7	5
Gross Beta-Dissolved (pCi/L)	13.94	2.482539	11.4	15	15.95	10.3	16.2	5
Gross Gamma-Dissolved (pCi/L)								5
Iron-Dissolved (mg/L)	0.022	0.015652	0.015	0.015	0.0325	0.015	0.05	5
Iron-Total (mg/L)	0.148	0.022804	0.13	0.14	0.17	0.12	0.18	5
Lead-Dissolved (mg/L)	0.0005		0.0005	0.0005	0.0005	0.0005	0.0005	5
Lead-Total (mg/L)	0.0005		0.0005	0.0005	0.0005	0.0005	0.0005	5
Lead 210-Dissolved (pCi/L)	-2.92	4.014598	-6.1	-2.3	-0.05	-9.8		5
Lead 210-Suspended (pCi/L)	0.8	2.580698	-1.1		3.1	-2.2	4.8	5
Lead 210-Total (pCi/L)								
Magnesium-Dissolved (mg/L)	37.42	1.281405	36.25	37.6	38.5	35.4	38.6	5
Manganese-Dissolved (mg/L)	0.152	0.008367	0.145	0.15	0.16	0.14	0.16	5
Manganese-Total (mg/L)	0.166	0.020736	0.15	0.16	0.185	0.15	0.2	5
Mercury-Dissolved (mg/L)	0.0005		0.0005	0.0005	0.0005	0.0005	0.0005	5
Mercury-Total (mg/L)	0.000379	0.000208	0.0001	0.0005	0.0005	0.00005	0.0005	7
Molybdenum-Dissolved (mg/L)	0.05		0.05	0.05	0.05	0.05	0.05	5
Molybdenum-Total (mg/L)	0.05		0.05	0.05	0.05	0.05	0.05	5
Nickel-Dissolved (mg/L)	0.025		0.025	0.025	0.025	0.025	0.025	5
Nickel-Total (mg/L)	0.025		0.025	0.025	0.025	0.025	0.025	5



POWERTECH (USA) INC.

Well #694								
Analyte	Mean	StDev	Q1	Median	Q3	Minimum	Maximum	n
Nitrogen, Nitrate as N (mg/L)	0.04	0.013693	0.025	0.05	0.05	0.025	0.05	5
Nitrogen, Nitrite as N (mg/L)	0.04	0.013693	0.025	0.05	0.05	0.025	0.05	5
Oxidation-Reduction Potential (mV)	268	93.64828	175	280	355	140	360	5
pH	7.758	0.160375	7.595	7.82	7.89	7.54	7.94	5
Polonium 210-Dissolved (pCi/L)	0.88	0.715542	0.3	0.6	1.6		1.8	5
Polonium 210-Suspended (pCi/L)	0.34	0.439318	-0.05	0.2	0.8	-0.1	0.9	5
Polonium 210-Total (pCi/L)								
Potassium-Dissolved (mg/L)	13.1	0.514782	12.65	13.1	13.55	12.3	13.6	5
Radium 226-Dissolved (pCi/L)	2.72	1.156287	1.75	2.2	3.95	1.6	4.2	5
Radium 226-Suspended (pCi/L)	0.002	0.569667	-0.35	-0.2	0.455	-0.4	1	5
Radium 226-Total (pCi/L)								
Radium 226 (pCi/L)								
Radon 222-Total (pCi/L)	408.8	189.9768	250.5	313	615	250	619	5
Selenium-Dissolved (mg/L)	0.0005		0.0005	0.0005	0.0005	0.0005	0.0005	5
Selenium-IV-Dissolved (mg/L)	0.0005		0.0005	0.0005	0.0005	0.0005	0.0005	5
Selenium-Total (mg/L)	0.0006	0.000224	0.0005	0.0005	0.00075	0.0005	0.001	5
Selenium-VI-Dissolved (mg/L)	0.0005		0.0005	0.0005	0.0005	0.0005	0.0005	5
Silica-Dissolved (mg/L)	6.82	1.984187	4.65	8.1	8.35	4.6	8.4	5
Silver-Dissolved (mg/L)	0.0025		0.0025	0.0025	0.0025	0.0025	0.0025	5
Silver-Total (mg/L)	0.0025		0.0025	0.0025	0.0025	0.0025	0.0025	5
Sodium-Dissolved (mg/L)	176.2	6.496153	170.5	180	180	165	180	5
Sodium Adsorption Ratio (SAR) (meq/L)	3.82	0.083666	3.75	3.8	3.9	3.7	3.9	5
Solids-Total Dissolved Calculated (mg/L)	980.8	14.72073	965	988	993	965	996	5
Solids-Total Dissolved TDS @ 180 C (mg/L)	978	16.43168	965	970	995	960	1000	5
Strontium-Total (mg/L)	2.84	0.114018	2.75	2.8	2.95	2.7	3	5
Sulfate (mg/L)	506.6	17.70028	489.5	511	521.5	486	531	5
TDS Balance (0.80 - 1.20) (dec.%)	1	0.012247	0.99	1	1.01	0.98	1.01	5
Thallium-Total (mg/L)	0.0005		0.0005	0.0005	0.0005	0.0005	0.0005	5
Thorium 230-Dissolved (pCi/L)	0.06	0.089443			0.15		0.2	5
Thorium 230-Suspended (pCi/L)	0.1	0.122474		0.1	0.2		0.3	5
Thorium 230-Total (pCi/L)								
Thorium 232-Dissolved (pCi/L)	0.0025		0.0025	0.0025	0.0025	0.0025	0.0025	5
Uranium-Dissolved (mg/L)	0.00056	5.48E-05	0.0005	0.0006	0.0006	0.0005	0.0006	5
Uranium-Suspended (mg/L)	0.00015		0.00015	0.00015	0.00015	0.00015	0.00015	5
Uranium-Total (mg/L)	0.0006		0.0006	0.0006	0.0006	0.0006	0.0006	5
Vanadium-Dissolved (mg/L)	0.06	0.022361	0.05	0.05	0.075	0.05	0.1	5
Zinc-Dissolved (mg/L)	0.005		0.005	0.005	0.005	0.005	0.005	5
Zinc-Total (mg/L)	0.008	0.006708	0.005	0.005	0.0125	0.005	0.02	5



**POWERTECH (USA) INC.**

Well #695			
Analyte	4/22/2008 12:46	5/21/2008 14:45	6/24/2008 17:30
A/C Balance ( $\pm 5$ ) (%)	2.68	1.68	7.98
Alkalinity-Total as CaCO <sub>3</sub> (mg/L)	174	180	174
Aluminum-Dissolved (mg/L)	<0.1	<0.1	<0.1
Ammonia (mg/L)	0.2	0.2	0.1
Anions (meq/L)	14.3	15	13
Antimony-Total (mg/L)	<0.003	<0.003	<0.003
Arsenic-Dissolved (mg/L)	0.001	0.001	<0.001
Arsenic-Total (mg/L)	0.001	0.002	<0.001
Barium-Dissolved (mg/L)	<0.1	<0.1	<0.1
Barium-Total (mg/L)	<0.1	<0.1	<0.1
Beryllium-Total (mg/L)	<0.001	<0.003	<0.001
Bicarbonate as HCO <sub>3</sub> (mg/L)	212	219	212
Boron-Dissolved (mg/L)	<0.1	<0.1	<0.1
Boron-Total (mg/L)	<0.1	<0.1	<0.1
Cadmium-Dissolved (mg/L)	<0.005	<0.005	<0.005
Cadmium-Total (mg/L)	<0.005	<0.005	<0.005
Calcium-Dissolved (mg/L)	50.1	52.1	52.5
Carbonate as CO <sub>3</sub> (mg/L)	<5	<5	<5
Cations (meq/L)	15.1	15.5	15.3
Chloride (mg/L)	11	11	11
Chromium-Dissolved (mg/L)	<0.05	<0.05	<0.05
Chromium-Total (mg/L)	<0.05	<0.05	<0.05
Conductivity @ 25 C (umhos/cm)	1370	1560	1380
Copper-Dissolved (mg/L)	<0.01	<0.01	<0.01
Copper-Total (mg/L)	<0.01	<0.01	<0.01
Fluoride (mg/L)	0.4	0.4	0.4
Gross Alpha-Dissolved (pCi/L)	29.4	25.6	39.7
Gross Beta-Dissolved (pCi/L)	6	8	11
Gross Gamma-Dissolved (pCi/L)		140	
Iron-Dissolved (mg/L)	<0.03	<0.03	<0.03
Iron-Total (mg/L)	0.14	0.12	0.12
Lead 210-Dissolved (pCi/L)	-1.8	3.1	0.7
Lead 210-Suspended (pCi/L)	-2.1	-0.7	2.9
Lead-Dissolved (mg/L)	<0.001	<0.001	<0.001
Lead-Total (mg/L)	<0.001	<0.001	<0.001
Magnesium-Dissolved (mg/L)	17.6	19.4	18.8
Manganese-Dissolved (mg/L)	0.08	0.09	0.08
Manganese-Total (mg/L)	0.08	0.09	0.08
Mercury-Dissolved (mg/L)	<0.001	<0.001	<0.001
Mercury-Total (mg/L)	<0.001	<0.0001	<0.0002
Molybdenum-Dissolved (mg/L)	<0.1	<0.1	<0.1
Molybdenum-Total (mg/L)	<0.1	<0.1	<0.1
Nickel-Dissolved (mg/L)	<0.05	<0.05	<0.05
Nickel-Total (mg/L)	<0.05	<0.05	<0.05
Nitrogen, Nitrate as N (mg/L)	0.06	<0.1	<0.1
Nitrogen, Nitrite as N (mg/L)	<0.05	<0.1	<0.1






**POWERTECH (USA) INC.**

Well #695			
Analyte	4/22/2008 12:46	5/21/2008 14:45	6/24/2008 17:30
Oxidation-Reduction Potential (mV)	290	190	120
pH	8.08	7.91	8.14
Polonium 210-Dissolved (pCi/L)	1.6	-0.3	0.1
Polonium 210-Suspended (pCi/L)	0.4	-0.2	
Potassium-Dissolved (mg/L)	8.4	8.8	8.7
Radium 226-Dissolved (pCi/L)	5	3.7	5.2
Radium 226-Suspended (pCi/L)	-0.4	-0.2	-0.1
Radon 222-Total (pCi/L)	1400	2090	2120
Selenium-Dissolved (mg/L)	<0.001	<0.001	<0.001
Selenium-IV-Dissolved (mg/L)	<0.001	<0.001	<0.001
Selenium-Total (mg/L)	<0.001	<0.001	<0.002
Selenium-VI-Dissolved (mg/L)	<0.001	<0.001	<0.001
Silica-Dissolved (mg/L)	3.9	4.4	4.4
Silver-Dissolved (mg/L)	<0.005	<0.005	<0.005
Silver-Total (mg/L)	<0.005	<0.005	<0.005
Sodium Adsorption Ratio (SAR) (meq/L)	7.8	7.6	7.5
Sodium-Dissolved (mg/L)	251	254	250
Solids-Total Dissolved Calculated (mg/L)	957	996	901
Solids-Total Dissolved TDS @ 180 C (mg/L)	910	920	920
Strontium-Total (mg/L)	1	1	1
Sulfate (mg/L)	504	530	442
TDS Balance (0.80 - 1.20) (dec.%)	0.96	0.92	1.02
Thallium-Total (mg/L)	<0.001	<0.001	<0.001
Thorium 230-Dissolved (pCi/L)			
Thorium 230-Suspended (pCi/L)	0.3		
Thorium 232-Dissolved (pCi/L)	<0.005	<0.005	<0.005
Uranium-Dissolved (mg/L)	0.0029	0.0029	0.0027
Uranium-Suspended (mg/L)	<0.0003	<0.0003	<0.0003
Uranium-Total (mg/L)	0.0032	0.0029	0.0027
Vanadium-Dissolved (mg/L)	<0.1	<0.1	<0.1
Zinc-Dissolved (mg/L)	<0.01	<0.01	<0.01
Zinc-Total (mg/L)	<0.01	<0.01	<0.01



Well#695								
Analyte	Mean	StDev	Q1	Median	Q3	Minimum	Maximum	n
A/C Balance ( $\pm 5$ ) (%)	4.113333	3.385754	1.68	2.68	7.98	1.68	7.98	3
Alkalinity-Total as CaCO <sub>3</sub> (mg/L)	176	3.464102	174	174	180	174	180	3
Aluminum-Dissolved (mg/L)	0.05		0.05	0.05	0.05	0.05	0.05	3
Ammonia (mg/L)	0.166667	0.057735	0.1	0.2	0.2	0.1	0.2	3
Anions (meq/L)	14.1	1.014889	13	14.3	15	13	15	3
Antimony-Total (mg/L)	0.0015		0.0015	0.0015	0.0015	0.0015	0.0015	3
Arsenic-Dissolved (mg/L)	0.000833	0.000289	0.0005	0.001	0.001	0.0005	0.001	3
Arsenic-Total (mg/L)	0.001167	0.000764	0.0005	0.001	0.002	0.0005	0.002	3
Barium-Dissolved (mg/L)	0.05		0.05	0.05	0.05	0.05	0.05	3
Barium-Total (mg/L)	0.05		0.05	0.05	0.05	0.05	0.05	3
Beryllium-Total (mg/L)	0.000833	0.000577	0.0005	0.0005	0.0015	0.0005	0.0015	3
Bicarbonate as HCO <sub>3</sub> (mg/L)	214.3333	4.041452	212	212	219	212	219	3
Boron-Dissolved (mg/L)	0.05		0.05	0.05	0.05	0.05	0.05	3
Boron-Total (mg/L)	0.05		0.05	0.05	0.05	0.05	0.05	3
Cadmium-Dissolved (mg/L)	0.0025		0.0025	0.0025	0.0025	0.0025	0.0025	3
Cadmium-Total (mg/L)	0.0025		0.0025	0.0025	0.0025	0.0025	0.0025	3
Calcium-Dissolved (mg/L)	51.56667	1.28582	50.1	52.1	52.5	50.1	52.5	3
Carbonate as CO <sub>3</sub> (mg/L)	2.5		2.5	2.5	2.5	2.5	2.5	3
Cation/Anion Balance (%)								
Cations (meq/L)	15.3	0.2	15.1	15.3	15.5	15.1	15.5	3
Chloride (mg/L)	11		11	11	11	11	11	3
Chromium-Dissolved (mg/L)	0.025		0.025	0.025	0.025	0.025	0.025	3
Chromium-Total (mg/L)	0.025		0.025	0.025	0.025	0.025	0.025	3
Conductivity @ 25 C (umhos/cm)	1436.667	106.9268	1370	1380	1560	1370	1560	3
Copper-Dissolved (mg/L)	0.005		0.005	0.005	0.005	0.005	0.005	3
Copper-Total (mg/L)	0.005		0.005	0.005	0.005	0.005	0.005	3
Fluoride (mg/L)	0.4		0.4	0.4	0.4	0.4	0.4	3
Gross Alpha-Dissolved (pCi/L)	31.56667	7.295432	25.6	29.4	39.7	25.6	39.7	3
Gross Beta-Dissolved (pCi/L)	8.333333	2.516611	6	8	11	6	11	3
Gross Gamma-Dissolved (pCi/L)	46.66667	80.82904			140		140	3
Iron-Dissolved (mg/L)	0.015		0.015	0.015	0.015	0.015	0.015	3
Iron-Total (mg/L)	0.126667	0.011547	0.12	0.12	0.14	0.12	0.14	3
Lead-Dissolved (mg/L)	0.0005		0.0005	0.0005	0.0005	0.0005	0.0005	3
Lead-Total (mg/L)	0.0005		0.0005	0.0005	0.0005	0.0005	0.0005	3
Lead 210-Dissolved (pCi/L)	0.666667	2.45017	-1.8	0.7	3.1	-1.8	3.1	3
Lead 210-Suspended (pCi/L)	0.033333	2.579406	-2.1	-0.7	2.9	-2.1	2.9	3
Lead 210-Total (pCi/L)								
Magnesium-Dissolved (mg/L)	18.6	0.916515	17.6	18.8	19.4	17.6	19.4	3
Manganese-Dissolved (mg/L)	0.083333	0.005774	0.08	0.08	0.09	0.08	0.09	3
Manganese-Total (mg/L)	0.083333	0.005774	0.08	0.08	0.09	0.08	0.09	3
Mercury-Dissolved (mg/L)	0.0005		0.0005	0.0005	0.0005	0.0005	0.0005	3
Mercury-Total (mg/L)	0.000288	0.000246	6.25E-05	0.0003	0.0005	0.00005	0.0005	4
Molybdenum-Dissolved (mg/L)	0.05		0.05	0.05	0.05	0.05	0.05	3
Molybdenum-Total (mg/L)	0.05		0.05	0.05	0.05	0.05	0.05	3
Nickel-Dissolved (mg/L)	0.025		0.025	0.025	0.025	0.025	0.025	3
Nickel-Total (mg/L)	0.025		0.025	0.025	0.025	0.025	0.025	3




**POWERTECH (USA) INC.**

Well#695								
Analyte	Mean	StDev	Q1	Median	Q3	Minimum	Maximum	n
Nitrogen, Nitrate as N (mg/L)	0.053333	0.005774	0.05	0.05	0.06	0.05	0.06	3
Nitrogen, Nitrite as N (mg/L)	0.041667	0.014434	0.025	0.05	0.05	0.025	0.05	3
Oxidation-Reduction Potential (mV)	200	85.44004	120	190	290	120	290	3
pH	8.043333	0.119304	7.91	8.08	8.14	7.91	8.14	3
Polonium 210-Dissolved (pCi/L)	0.466667	1.001665	-0.3	0.1	1.6	-0.3	1.6	3
Polonium 210-Suspended (pCi/L)	0.066667	0.305505	-0.2		0.4	-0.2	0.4	3
Polonium 210-Total (pCi/L)								
Potassium-Dissolved (mg/L)	8.633333	0.208167	8.4	8.7	8.8	8.4	8.8	3
Radium 226-Dissolved (pCi/L)	4.633333	0.814453	3.7	5	5.2	3.7	5.2	3
Radium 226-Suspended (pCi/L)	-0.23333	0.152753	-0.4	-0.2	-0.1	-0.4	-0.1	3
Radium 226-Total (pCi/L)								
Radium 226 (pCi/L)								
Radon 222-Total (pCi/L)	1870	407.3082	1400	2090	2120	1400	2120	3
Selenium-Dissolved (mg/L)	0.0005		0.0005	0.0005	0.0005	0.0005	0.0005	3
Selenium-IV-Dissolved (mg/L)	0.0005		0.0005	0.0005	0.0005	0.0005	0.0005	3
Selenium-Total (mg/L)	0.000667	0.000289	0.0005	0.0005	0.001	0.0005	0.001	3
Selenium-VI-Dissolved (mg/L)	0.0005		0.0005	0.0005	0.0005	0.0005	0.0005	3
Silica-Dissolved (mg/L)	4.233333	0.288675	3.9	4.4	4.4	3.9	4.4	3
Silver-Dissolved (mg/L)	0.0025		0.0025	0.0025	0.0025	0.0025	0.0025	3
Silver-Total (mg/L)	0.0025		0.0025	0.0025	0.0025	0.0025	0.0025	3
Sodium-Dissolved (mg/L)	251.6667	2.081666	250	251	254	250	254	3
Sodium Adsorption Ratio (SAR) (meq/L)	7.633333	0.152753	7.5	7.6	7.8	7.5	7.8	3
Solids-Total Dissolved Calculated (mg/L)	951.3333	47.75284	901	957	996	901	996	3
Solids-Total Dissolved TDS @ 180 C (mg/L)	916.6667	5.773503	910	920	920	910	920	3
Strontium-Total (mg/L)	1		1	1	1	1	1	3
Sulfate (mg/L)	492	45.21062	442	504	530	442	530	3
TDS Balance (0.80 - 1.20) (dec.%)	0.966667	0.050332	0.92	0.96	1.02	0.92	1.02	3
Thallium-Total (mg/L)	0.0005		0.0005	0.0005	0.0005	0.0005	0.0005	3
Thorium 230-Dissolved (pCi/L)								3
Thorium 230-Suspended (pCi/L)	0.1	0.173205			0.3		0.3	3
Thorium 230-Total (pCi/L)								
Thorium 232-Dissolved (pCi/L)	0.0025		0.0025	0.0025	0.0025	0.0025	0.0025	3
Uranium-Dissolved (mg/L)	0.002833	0.000115	0.0027	0.0029	0.0029	0.0027	0.0029	3
Uranium-Suspended (mg/L)	0.00015		0.00015	0.00015	0.00015	0.00015	0.00015	3
Uranium-Total (mg/L)	0.002933	0.000252	0.0027	0.0029	0.0032	0.0027	0.0032	3
Vanadium-Dissolved (mg/L)	0.05		0.05	0.05	0.05	0.05	0.05	3
Zinc-Dissolved (mg/L)	0.005		0.005	0.005	0.005	0.005	0.005	3
Zinc-Total (mg/L)	0.005		0.005	0.005	0.005	0.005	0.005	3




**POWERTECH (USA) INC.**

Well #696				
Analyte	3/31/2008 13:41	4/22/2008 16:58	5/21/2008 11:55	6/24/2008 15:08
A/C Balance (± 5) (%)	0.93	5.13	3.21	7.89
Alkalinity-Total as CaCO <sub>3</sub> (mg/L)	184	182	182	174
Aluminum-Dissolved (mg/L)	<0.1	<0.1	<0.1	<0.1
Ammonia (mg/L)	0.4	0.4	0.4	0.4
Anions (meq/L)	14	13.9	14.5	13.3
Antimony-Total (mg/L)	<0.003	<0.003	<0.003	<0.003
Arsenic-Dissolved (mg/L)	0.002	0.001	<0.001	<0.001
Arsenic-Total (mg/L)	0.003	0.002	0.002	<0.002
Barium-Dissolved (mg/L)	<0.1	<0.1	<0.1	<0.1
Barium-Total (mg/L)	<0.1	<0.1	<0.1	<0.1
Beryllium-Total (mg/L)	<0.001	<0.001	<0.003	<0.001
Bicarbonate as HCO <sub>3</sub> (mg/L)	215	222	222	212
Boron-Dissolved (mg/L)	<0.1	<0.1	<0.1	<0.1
Boron-Total (mg/L)	<0.1	<0.1	<0.1	<0.1
Cadmium-Dissolved (mg/L)	<0.005	<0.005	<0.005	<0.005
Cadmium-Total (mg/L)	<0.005	<0.005	<0.005	<0.005
Calcium-Dissolved (mg/L)	28	29.9	31	31.6
Carbonate as CO <sub>3</sub> (mg/L)	<5	<5	<5	<5
Cations (meq/L)	14.3	15.4	15.5	15.6
Chloride (mg/L)	15	12	12	12
Chromium-Dissolved (mg/L)	<0.05	<0.05	<0.05	<0.05
Chromium-Total (mg/L)	<0.05	<0.05	<0.05	<0.05
Conductivity @ 25 C (umhos/cm)	1440	1410	1420	1390
Copper-Dissolved (mg/L)	<0.01	<0.01	<0.01	<0.01
Copper-Total (mg/L)	<0.01	<0.01	<0.01	<0.01
Fluoride (mg/L)	0.3	0.3	0.4	0.4
Gross Alpha-Dissolved (pCi/L)	3.9	5.2	14.3	23.9
Gross Beta-Dissolved (pCi/L)	-2.1	10.7	9	9.9
Gross Gamma-Dissolved (pCi/L)				
Iron-Dissolved (mg/L)	<0.03	0.07	0.09	0.1
Iron-Total (mg/L)	0.04	0.08	0.1	0.67
Lead 210-Dissolved (pCi/L)	-11.2	-4.9	-2.7	-5.3
Lead 210-Suspended (pCi/L)			2.1	5.6
Lead-Dissolved (mg/L)	<0.001	<0.001	<0.001	<0.001
Lead-Total (mg/L)	<0.001	<0.001	<0.001	<0.001
Magnesium-Dissolved (mg/L)	10	10.4	10.9	11.1
Manganese-Dissolved (mg/L)	0.05	0.06	0.07	0.07
Manganese-Total (mg/L)	0.05	0.06	0.07	0.07
Mercury-Dissolved (mg/L)	<0.001	<0.001	<0.001	<0.001
Mercury-Total (mg/L)	<0.001	<0.001	<0.0001	<0.0002
Molybdenum-Dissolved (mg/L)	<0.1	<0.1	<0.1	<0.1
Molybdenum-Total (mg/L)	<0.1	<0.1	<0.1	<0.1
Nickel-Dissolved (mg/L)	<0.05	<0.05	<0.05	<0.05
Nickel-Total (mg/L)	<0.05	<0.05	<0.05	<0.05
Nitrogen, Nitrate as N (mg/L)	<0.1	<0.05	<0.1	<0.1
Nitrogen, Nitrite as N (mg/L)	<0.1	<0.05	<0.1	<0.1




**POWERTECH (USA) INC.**

Well #696				
Analyte	3/31/2008 13:41	4/22/2008 16:58	5/21/2008 11:55	6/24/2008 15:08
Oxidation-Reduction Potential (mV)	170	200	120	99
pH	8.71	8.47	8.35	8.29
Polonium 210-Dissolved (pCi/L)	0.6	0.9	-0.2	0.2
Polonium 210-Suspended (pCi/L)	0.5	0.6		0.5
Potassium-Dissolved (mg/L)	9.7	9.3	9.2	9.4
Radium 226-Dissolved (pCi/L)	1	0.5	1.8	3.3
Radium 226-Suspended (pCi/L)	0.6	-0.2	-0.1	-0.4
Radon 222-Total (pCi/L)	190	185	497	517
Selenium-Dissolved (mg/L)	<0.001	<0.001	<0.001	<0.001
Selenium-IV-Dissolved (mg/L)	<0.001	<0.001	<0.001	<0.001
Selenium-Total (mg/L)	<0.001	<0.001	<0.001	<0.002
Selenium-VI-Dissolved (mg/L)	<0.001	<0.001	<0.001	<0.001
Silica-Dissolved (mg/L)	8.1	4.4	4.7	5
Silver-Dissolved (mg/L)	<0.005	<0.005	<0.005	<0.005
Silver-Total (mg/L)	<0.005	<0.005	<0.005	<0.005
Sodium Adsorption Ratio (SAR) (meq/L)	11	12	12	12
Sodium-Dissolved (mg/L)	270	293	294	295
Solids-Total Dissolved Calculated (mg/L)	941	951	984	934
Solids-Total Dissolved TDS @ 180 C (mg/L)	880	930	930	920
Strontium-Total (mg/L)	0.7	0.8	0.8	0.8
Sulfate (mg/L)	475	475	505	456
TDS Balance (0.80 - 1.20) (dec.%)	0.94	0.98	0.94	0.99
Thallium-Total (mg/L)	<0.001	<0.001	<0.001	<0.001
Thorium 230-Dissolved (pCi/L)				
Thorium 230-Suspended (pCi/L)	0.2	0.2	0.1	
Thorium 232-Dissolved (pCi/L)	<0.005	<0.005	<0.005	<0.005
Uranium-Dissolved (mg/L)	<0.0003	<0.0003	<0.0003	<0.0003
Uranium-Suspended (mg/L)	<0.0003	<0.0003	<0.0003	<0.0003
Uranium-Total (mg/L)	<0.0003	<0.0003	<0.0003	<0.0003
Vanadium-Dissolved (mg/L)	<0.1	<0.1	<0.1	<0.1
Zinc-Dissolved (mg/L)	<0.01	<0.01	<0.01	<0.01
Zinc-Total (mg/L)	<0.01	<0.01	<0.01	<0.01




POWERTECH (USA) INC.

Well #696								
Analyte	Mean	StDev	Q1	Median	Q3	Minimum	Maximum	n
A/C Balance ( $\pm 5$ ) (%)	4.29	2.950797	1.5	4.17	7.2	0.93	7.89	4
Alkalinity-Total as CaCO <sub>3</sub> (mg/L)	180.5	4.434712	176	182	183.5	174	184	4
Aluminum-Dissolved (mg/L)	0.05		0.05	0.05	0.05	0.05	0.05	4
Ammonia (mg/L)	0.4		0.4	0.4	0.4	0.4	0.4	4
Anions (meq/L)	13.925	0.492443	13.45	13.95	14.375	13.3	14.5	4
Antimony-Total (mg/L)	0.0015		0.0015	0.0015	0.0015	0.0015	0.0015	4
Arsenic-Dissolved (mg/L)	0.001	0.000707	0.0005	0.00075	0.00175	0.0005	0.002	4
Arsenic-Total (mg/L)	0.002	0.000816	0.00125	0.002	0.00275	0.001	0.003	4
Barium-Dissolved (mg/L)	0.05		0.05	0.05	0.05	0.05	0.05	4
Barium-Total (mg/L)	0.05		0.05	0.05	0.05	0.05	0.05	4
Beryllium-Total (mg/L)	0.00075	0.0005	0.0005	0.0005	0.00125	0.0005	0.0015	4
Bicarbonate as HCO <sub>3</sub> (mg/L)	217.75	5.057997	212.75	218.5	222	212	222	4
Boron-Dissolved (mg/L)	0.05		0.05	0.05	0.05	0.05	0.05	4
Boron-Total (mg/L)	0.05		0.05	0.05	0.05	0.05	0.05	4
Cadmium-Dissolved (mg/L)	0.0025		0.0025	0.0025	0.0025	0.0025	0.0025	4
Cadmium-Total (mg/L)	0.0025		0.0025	0.0025	0.0025	0.0025	0.0025	4
Calcium-Dissolved (mg/L)	30.125	1.581929	28.475	30.45	31.45	28	31.6	4
Carbonate as CO <sub>3</sub> (mg/L)	2.5		2.5	2.5	2.5	2.5	2.5	4
Cation/Anion Balance (%)								
Cations (meq/L)	15.2	0.60553	14.575	15.45	15.575	14.3	15.6	4
Chloride (mg/L)	12.75	1.5	12	12	14.25	12	15	4
Chromium-Dissolved (mg/L)	0.025		0.025	0.025	0.025	0.025	0.025	4
Chromium-Total (mg/L)	0.025		0.025	0.025	0.025	0.025	0.025	4
Conductivity @ 25 C (umhos/cm)	1415	20.81666	1395	1415	1435	1390	1440	4
Copper-Dissolved (mg/L)	0.005		0.005	0.005	0.005	0.005	0.005	4
Copper-Total (mg/L)	0.005		0.005	0.005	0.005	0.005	0.005	4
Fluoride (mg/L)	0.35	0.057735	0.3	0.35	0.4	0.3	0.4	4
Gross Alpha-Dissolved (pCi/L)	11.825	9.284889	4.225	9.75	21.5	3.9	23.9	4
Gross Beta-Dissolved (pCi/L)	6.875	6.023496	0.675	9.45	10.5	-2.1	10.7	4
Gross Gamma-Dissolved (pCi/L)								4
Iron-Dissolved (mg/L)	0.06875	0.037942	0.02875	0.08	0.0975	0.015	0.1	4
Iron-Total (mg/L)	0.2225	0.299374	0.05	0.09	0.5275	0.04	0.67	4
Lead-Dissolved (mg/L)	0.0005		0.0005	0.0005	0.0005	0.0005	0.0005	4
Lead-Total (mg/L)	0.0005		0.0005	0.0005	0.0005	0.0005	0.0005	4
Lead 210-Dissolved (pCi/L)	-6.025	3.634442	-9.725	-5.1	-3.25	-11.2	-2.7	4
Lead 210-Suspended (pCi/L)	1.925	2.642442		1.05	4.725		5.6	4
Lead 210-Total (pCi/L)								
Magnesium-Dissolved (mg/L)	10.6	0.496655	10.1	10.65	11.05	10	11.1	4
Manganese-Dissolved (mg/L)	0.0625	0.009574	0.0525	0.065	0.07	0.05	0.07	4
Manganese-Total (mg/L)	0.0625	0.009574	0.0525	0.065	0.07	0.05	0.07	4
Mercury-Dissolved (mg/L)	0.0005		0.0005	0.0005	0.0005	0.0005	0.0005	4
Mercury-Total (mg/L)	0.000283	0.000238	0.00005	0.0003	0.0005	0.00005	0.0005	6
Molybdenum-Dissolved (mg/L)	0.05		0.05	0.05	0.05	0.05	0.05	4
Molybdenum-Total (mg/L)	0.05		0.05	0.05	0.05	0.05	0.05	4
Nickel-Dissolved (mg/L)	0.025		0.025	0.025	0.025	0.025	0.025	4
Nickel-Total (mg/L)	0.025		0.025	0.025	0.025	0.025	0.025	4



POWERTECH (USA) INC.


Well#696								
Analyte	Mean	StDev	Q1	Median	Q3	Minimum	Maximum	n
Nitrogen, Nitrate as N (mg/L)	0.04375	0.0125	0.03125	0.05	0.05	0.025	0.05	4
Nitrogen, Nitrite as N (mg/L)	0.04375	0.0125	0.03125	0.05	0.05	0.025	0.05	4
Oxidation-Reduction Potential (mV)	147.25	46.08235	104.25	145	192.5	99	200	4
pH	8.455	0.185742	8.305	8.41	8.65	8.29	8.71	4
Polonium-210-Dissolved (pCi/L)	0.375	0.478714	-0.1	0.4	0.825	-0.2	0.9	4
Polonium-210-Suspended (pCi/L)	0.4	0.270801	0.125	0.5	0.575		0.6	4
Polonium-210-Total (pCi/L)								
Potassium-Dissolved (mg/L)	9.4	0.216025	9.225	9.35	9.625	9.2	9.7	4
Radium-226-Dissolved (pCi/L)	1.65	1.223383	0.625	1.4	2.925	0.5	3.3	4
Radium-226-Suspended (pCi/L)	-0.025	0.434933	-0.35	-0.15	0.425	-0.4	0.6	4
Radium-226-Total (pCi/L)								
Radium-226 (pCi/L)								
Radon-222-Total (pCi/L)	347.25	184.6553	186.25	343.5	512	185	517	4
Selenium-Dissolved (mg/L)	0.0005		0.0005	0.0005	0.0005	0.0005	0.0005	4
Selenium-IV-Dissolved (mg/L)	0.0005		0.0005	0.0005	0.0005	0.0005	0.0005	4
Selenium-Total (mg/L)	0.000625	0.00025	0.0005	0.0005	0.000875	0.0005	0.001	4
Selenium-VI-Dissolved (mg/L)	0.0005		0.0005	0.0005	0.0005	0.0005	0.0005	4
Silica-Dissolved (mg/L)	5.55	1.717556	4.475	4.85	7.325	4.4	8.1	4
Silver-Dissolved (mg/L)	0.0025		0.0025	0.0025	0.0025	0.0025	0.0025	4
Silver-Total (mg/L)	0.0025		0.0025	0.0025	0.0025	0.0025	0.0025	4
Sodium-Dissolved (mg/L)	288	12.02775	275.75	293.5	294.75	270	295	4
Sodium Adsorption Ratio (SAR) (meq/L)	11.75	0.5	11.25	12	12	11	12	4
Solids-Total-Dissolved-Calculated (mg/L)	952.5	22.12841	935.75	946	975.75	934	984	4
Solids-Total-Dissolved-TDS @ 180 C (mg/L)	915	23.80476	890	925	930	880	930	4
Strontium-Total (mg/L)	0.775	0.05	0.725	0.8	0.8	0.7	0.8	4
Sulfate (mg/L)	477.75	20.25463	460.75	475	497.5	456	505	4
TDS Balance (0.80-1.20) (dec.%)	0.9625	0.0263	0.94	0.96	0.9875	0.94	0.99	4
Thallium-Total (mg/L)	0.0005		0.0005	0.0005	0.0005	0.0005	0.0005	4
Thorium-230-Dissolved (pCi/L)								4
Thorium-230-Suspended (pCi/L)	0.125	0.095743	0.025	0.15	0.2		0.2	4
Thorium-230-Total (pCi/L)								
Thorium-232-Dissolved (pCi/L)	0.0025		0.0025	0.0025	0.0025	0.0025	0.0025	4
Uranium-Dissolved (mg/L)	0.00015		0.00015	0.00015	0.00015	0.00015	0.00015	4
Uranium-Suspended (mg/L)	0.00015		0.00015	0.00015	0.00015	0.00015	0.00015	4
Uranium-Total (mg/L)	0.00015		0.00015	0.00015	0.00015	0.00015	0.00015	4
Vanadium-Dissolved (mg/L)	0.05		0.05	0.05	0.05	0.05	0.05	4
Zinc-Dissolved (mg/L)	0.005		0.005	0.005	0.005	0.005	0.005	4
Zinc-Total (mg/L)	0.005		0.005	0.005	0.005	0.005	0.005	4



**POWERTECH (USA) INC.**


<b>Well #697</b>					
<b>Analyte</b>	<b>3/30/2008 16:36</b>	<b>3/31/2008 16:31</b>	<b>4/22/2008 16:02</b>	<b>5/21/2008 16:44</b>	<b>6/24/2008 18:20</b>
A/C Balance (± 5) (%)	-1.53	1.52	3.91	2.35	6.52
Alkalinity-Total as CaCO <sub>3</sub> (mg/L)	166	176	166	168	168
Aluminum-Dissolved (mg/L)	<0.1	<0.1	<0.1	<0.1	<0.1
Ammonia (mg/L)	0.1	0.2	0.2	0.1	0.1
Anions (meq/L)	13	13.9	12.5	13.1	12.1
Antimony-Total (mg/L)	<0.003	<0.003	<0.003	<0.003	<0.003
Arsenic-Dissolved (mg/L)	0.001	<0.001	0.001	0.002	0.002
Arsenic-Total (mg/L)	<0.003	0.002	0.002	0.002	0.003
Barium-Dissolved (mg/L)	<0.1	<0.1	<0.1	<0.1	<0.1
Barium-Total (mg/L)	<0.1	<0.1	<0.1	<0.1	0.2
Beryllium-Total (mg/L)	<0.001	<0.005	<0.001	<0.003	<0.001
Bicarbonate as HCO <sub>3</sub> (mg/L)	202	215	202	205	205
Boron-Dissolved (mg/L)	<0.1	<0.1	<0.1	<0.1	<0.1
Boron-Total (mg/L)	<0.1	<0.1	<0.1	<0.1	<0.1
Cadmium-Dissolved (mg/L)	<0.005	<0.005	<0.005	<0.005	<0.005
Cadmium-Total (mg/L)	<0.005	<0.001	<0.005	<0.005	<0.005
Calcium-Dissolved (mg/L)	49.2	48	50.6	52.8	53.4
Carbonate as CO <sub>3</sub> (mg/L)	<5	<5	<5	<5	<5
Cations (meq/L)	12.6	14.3	13.5	13.7	13.8
Chloride (mg/L)	10	14	8	8	8
Chromium-Dissolved (mg/L)	<0.05	<0.05	<0.05	<0.05	<0.05
Chromium-Total (mg/L)	<0.05	<0.05	<0.05	<0.05	<0.05
Conductivity @ 25 C (umhos/cm)	1250	1390	1230	1380	1230
Copper-Dissolved (mg/L)	<0.01	<0.01	<0.01	<0.01	<0.01
Copper-Total (mg/L)	<0.01	<0.01	<0.01	<0.01	<0.01
Fluoride (mg/L)	0.5	0.4	0.5	0.5	0.5
Gross Alpha-Dissolved (pCi/L)	6.1	52.2	8.4	4.1	11.9
Gross Beta-Dissolved (pCi/L)	6.8	16.1	8.4	5.4	8.1
Gross Gamma-Dissolved (pCi/L)					
Iron-Dissolved (mg/L)	0.03	0.07	0.04	0.04	0.04
Iron-Total (mg/L)	0.06	0.11	0.05	0.04	0.08
Lead 210-Dissolved (pCi/L)	-23	-12.4	-0.7	-4.3	0.5
Lead 210-Suspended (pCi/L)	-2.8				2.9
Lead-Dissolved (mg/L)	<0.001	<0.001	<0.001	<0.001	<0.001
Lead-Total (mg/L)	<0.001	<0.001	<0.001	<0.001	<0.001
Magnesium-Dissolved (mg/L)	16.9	17.8	17.3	18	17.7
Manganese-Dissolved (mg/L)	0.05	0.07	0.05	0.06	0.06
Manganese-Total (mg/L)	0.05	0.08	0.06	0.06	0.06
Mercury-Dissolved (mg/L)	<0.001	<0.001	<0.001	<0.001	<0.001
Mercury-Total (mg/L)	<0.001	<0.001	<0.001	<0.0001	<0.0002
Molybdenum-Dissolved (mg/L)	<0.1	<0.1	<0.1	<0.1	<0.1
Molybdenum-Total (mg/L)	<0.1	<0.1	<0.1	<0.1	<0.1
Nickel-Dissolved (mg/L)	<0.05	<0.05	<0.05	<0.05	<0.05
Nickel-Total (mg/L)	<0.05	<0.05	<0.05	<0.05	<0.05
Nitrogen, Nitrate as N (mg/L)	<0.1	<0.1	<0.05	<0.1	0.1





**POWERTECH (USA) Inc.**

<b>Well #697</b>					
<b>Analyte</b>	<b>3/30/2008 16:36</b>	<b>3/31/2008 16:31</b>	<b>4/22/2008 16:02</b>	<b>5/21/2008 16:44</b>	<b>6/24/2008 18:20</b>
Nitrogen, Nitrite as N (mg/L)	<0.1	<0.1	<0.05	<0.1	<0.1
Oxidation-Reduction Potential (mV)	200	230	320	200	140
pH	7.83	8.16	8.07	7.9	8.25
Polonium 210-Dissolved (pCi/L)	1.1	1.1			-0.1
Polonium 210-Suspended (pCi/L)	0.9	0.6		1.2	
Potassium-Dissolved (mg/L)	8.1	8.7	8.5	8.5	8.8
Radium 226-Dissolved (pCi/L)	1.5	6.3	1.7	1.1	0.8
Radium 226-Suspended (pCi/L)	0.6	0.6	-0.1	3.8	-0.4
Radon 222-Total (pCi/L)	323	1400	284	570	413
Selenium-Dissolved (mg/L)	<0.001	<0.001	<0.001	<0.001	<0.001
Selenium-IV-Dissolved (mg/L)	<0.001	<0.001	<0.001	<0.001	<0.001
Selenium-Total (mg/L)	0.001	<0.001	<0.001	<0.001	0.005
Selenium-VI-Dissolved (mg/L)	<0.001	<0.001	<0.001	<0.001	<0.001
Silica-Dissolved (mg/L)	7.4	7.4	4	4.6	4.6
Silver-Dissolved (mg/L)	<0.005	<0.005	<0.005	<0.005	<0.005
Silver-Total (mg/L)	<0.005	<0.005	<0.005	<0.005	<0.005
Sodium Adsorption Ratio (SAR) (meq/L)	6.2	7.3	6.6	6.5	6.6
Sodium-Dissolved (mg/L)	197	234	215	216	218
Solids-Total Dissolved Calculated (mg/L)	853	925	840	873	829
Solids-Total Dissolved TDS @ 180 C (mg/L)	800	870	810	790	810
Strontium-Total (mg/L)	1.1	0.9	1.3	1.2	1.2
Sulfate (mg/L)	452	476	430	456	409
TDS Balance (0.80 - 1.20) (dec.%)	0.93	0.94	0.97	0.91	0.97
Thallium-Total (mg/L)	<0.001	<0.001	<0.001	<0.001	<0.001
Thorium 230-Dissolved (pCi/L)	0.4				
Thorium 230-Suspended (pCi/L)	0.1	0.1	0.1	0.3	0.2
Thorium 232-Dissolved (pCi/L)	<0.005	<0.005	<0.005	<0.005	<0.005
Uranium-Dissolved (mg/L)	<0.0003	0.003	<0.0003	<0.0003	<0.0003
Uranium-Suspended (mg/L)	<0.0003	<0.0003	<0.0003	0.0007	<0.0003
Uranium-Total (mg/L)	<0.0003	0.0031	<0.0003	<0.0003	<0.0003
Vanadium-Dissolved (mg/L)	<0.1	<0.1	<0.1	<0.1	<0.1
Zinc-Dissolved (mg/L)	<0.01	<0.01	<0.01	<0.01	<0.01
Zinc-Total (mg/L)	<0.01	<0.01	<0.01	0.01	<0.01




POWERTECH (USA) INC.

Well #697								
Analyte	Mean	StDev	Q1	Median	Q3	Minimum	Maximum	n
A/C Balance ( $\pm 5$ ) (%)	2.554	2.973118	-0.005	2.35	5.215	-1.53	6.52	5
Alkalinity-Total as CaCO <sub>3</sub> (mg/L)	168.8	4.147288	166	168	172	166	176	5
Aluminum-Dissolved (mg/L)	0.05		0.05	0.05	0.05	0.05	0.05	5
Ammonia (mg/L)	0.14	0.054772	0.1	0.1	0.2	0.1	0.2	5
Anions (meq/L)	12.92	0.679706	12.3	13	13.5	12.1	13.9	5
Antimony-Total (mg/L)	0.0015		0.0015	0.0015	0.0015	0.0015	0.0015	5
Arsenic-Dissolved (mg/L)	0.0013	0.000671	0.00075	0.001	0.002	0.0005	0.002	5
Arsenic-Total (mg/L)	0.0021	0.000548	0.00175	0.002	0.0025	0.0015	0.003	5
Barium-Dissolved (mg/L)	0.05		0.05	0.05	0.05	0.05	0.05	5
Barium-Total (mg/L)	0.08	0.067082	0.05	0.05	0.125	0.05	0.2	5
Beryllium-Total (mg/L)	0.0011	0.000894	0.0005	0.0005	0.002	0.0005	0.0025	5
Bicarbonate as HCO <sub>3</sub> (mg/L)	205.8	5.357238	202	205	210	202	215	5
Boron-Dissolved (mg/L)	0.05		0.05	0.05	0.05	0.05	0.05	5
Boron-Total (mg/L)	0.05		0.05	0.05	0.05	0.05	0.05	5
Cadmium-Dissolved (mg/L)	0.0025		0.0025	0.0025	0.0025	0.0025	0.0025	5
Cadmium-Total (mg/L)	0.0021	0.000894	0.0015	0.0025	0.0025	0.0005	0.0025	5
Calcium-Dissolved (mg/L)	50.8	2.302173	48.6	50.6	53.1	48	53.4	5
Carbonate as CO <sub>3</sub> (mg/L)	2.5		2.5	2.5	2.5	2.5	2.5	5
Cation/Anion Balance (%)								
Cations (meq/L)	13.58	0.622093	13.05	13.7	14.05	12.6	14.3	5
Chloride (mg/L)	9.6	2.607681	8	8	12	8	14	5
Chromium-Dissolved (mg/L)	0.025		0.025	0.025	0.025	0.025	0.025	5
Chromium-Total (mg/L)	0.025		0.025	0.025	0.025	0.025	0.025	5
Conductivity @ 25 C (umhos/cm)	1296	81.73127	1230	1250	1385	1230	1390	5
Copper-Dissolved (mg/L)	0.005		0.005	0.005	0.005	0.005	0.005	5
Copper-Total (mg/L)	0.005		0.005	0.005	0.005	0.005	0.005	5
Fluoride (mg/L)	0.48	0.044721	0.45	0.5	0.5	0.4	0.5	5
Gross Alpha-Dissolved (pCi/L)	16.54	20.1443	5.1	8.4	32.05	4.1	52.2	5
Gross Beta-Dissolved (pCi/L)	8.96	4.164493	6.1	8.1	12.25	5.4	16.1	5
Gross Gamma-Dissolved (pCi/L)								5
Iron-Dissolved (mg/L)	0.044	0.015166	0.035	0.04	0.055	0.03	0.07	5
Iron-Total (mg/L)	0.068	0.027749	0.045	0.06	0.095	0.04	0.11	5
Lead-Dissolved (mg/L)	0.0005		0.0005	0.0005	0.0005	0.0005	0.0005	5
Lead-Total (mg/L)	0.0005		0.0005	0.0005	0.0005	0.0005	0.0005	5
Lead 210-Dissolved (pCi/L)	-7.98	9.792701	-17.7	-4.3	-0.1	-23	0.5	5
Lead 210-Suspended (pCi/L)	0.02	2.01544	-1.4		1.45	-2.8	2.9	5
Lead 210-Total (pCi/L)								
Magnesium-Dissolved (mg/L)	17.54	0.439318	17.1	17.7	17.9	16.9	18	5
Manganese-Dissolved (mg/L)	0.058	0.008367	0.05	0.06	0.065	0.05	0.07	5
Manganese-Total (mg/L)	0.062	0.010954	0.055	0.06	0.07	0.05	0.08	5
Mercury-Dissolved (mg/L)	0.0005		0.0005	0.0005	0.0005	0.0005	0.0005	5
Mercury-Total (mg/L)	0.000314	0.000232	0.00005	0.0005	0.0005	0.00005	0.0005	7
Molybdenum-Dissolved (mg/L)	0.05		0.05	0.05	0.05	0.05	0.05	5
Molybdenum-Total (mg/L)	0.05		0.05	0.05	0.05	0.05	0.05	5
Nickel-Dissolved (mg/L)	0.025		0.025	0.025	0.025	0.025	0.025	5
Nickel-Total (mg/L)	0.025		0.025	0.025	0.025	0.025	0.025	5




**POWERTECH (USA) INC.**

Well#697								
Analyte	Mean	StDev	Q1	Median	Q3	Minimum	Maximum	n
Nitrogen, Nitrate as N (mg/L)	0.055	0.027386	0.0375	0.05	0.075	0.025	0.1	5
Nitrogen, Nitrite as N (mg/L)	0.045	0.01118	0.0375	0.05	0.05	0.025	0.05	5
Oxidation-Reduction Potential (mV)	218	65.72671	170	200	275	140	320	5
pH	8.042	0.175414	7.865	8.07	8.205	7.83	8.25	5
Polonium 210-Dissolved (pCi/L)	0.42	0.622093	-0.05		1.1	-0.1	1.1	5
Polonium 210-Suspended (pCi/L)	0.54	0.536656		0.6	1.05		1.2	5
Polonium 210-Total (pCi/L)								
Potassium-Dissolved (mg/L)	8.52	0.268328	8.3	8.5	8.75	8.1	8.8	5
Radium 226-Dissolved (pCi/L)	2.28	2.274203	0.95	1.5	4	0.8	6.3	5
Radium 226-Suspended (pCi/L)	0.9	1.679286	-0.25	0.6	2.2	-0.4	3.8	5
Radium 226-Total (pCi/L)								
Radium 226 (pCi/L)								
Radon 222-Total (pCi/L)	598	461.6368	303.5	413	985	284	1400	5
Selenium-Dissolved (mg/L)	0.0005		0.0005	0.0005	0.0005	0.0005	0.0005	5
Selenium-IV-Dissolved (mg/L)	0.0005		0.0005	0.0005	0.0005	0.0005	0.0005	5
Selenium-Total (mg/L)	0.0015	0.001969	0.0005	0.0005	0.003	0.0005	0.005	5
Selenium-VI-Dissolved (mg/L)	0.0005		0.0005	0.0005	0.0005	0.0005	0.0005	5
Silica-Dissolved (mg/L)	5.6	1.661325	4.3	4.6	7.4	4	7.4	5
Silver-Dissolved (mg/L)	0.0025		0.0025	0.0025	0.0025	0.0025	0.0025	5
Silver-Total (mg/L)	0.0025		0.0025	0.0025	0.0025	0.0025	0.0025	5
Sodium-Dissolved (mg/L)	216	13.13393	206	216	226	197	234	5
Sodium Adsorption Ratio (SAR) (meq/L)	6.64	0.403733	6.35	6.6	6.95	6.2	7.3	5
Solids-Total Dissolved Calculated (mg/L)	864	37.82856	834.5	853	899	829	925	5
Solids-Total Dissolved TDS @ 180 C (mg/L)	816	31.30495	795	810	840	790	870	5
Strontium-Total (mg/L)	1.14	0.151658	1	1.2	1.25	0.9	1.3	5
Sulfate (mg/L)	444.6	25.7449	419.5	452	466	409	476	5
TDS Balance (0.80 - 1.20) (dec.%)	0.944	0.026077	0.92	0.94	0.97	0.91	0.97	5
Thallium-Total (mg/L)	0.0005		0.0005	0.0005	0.0005	0.0005	0.0005	5
Thorium 230-Dissolved (pCi/L)	0.08	0.178885			0.2		0.4	5
Thorium 230-Suspended (pCi/L)	0.16	0.089443	0.1	0.1	0.25	0.1	0.3	5
Thorium 230-Total (pCi/L)								
Thorium 232-Dissolved (pCi/L)	0.0025		0.0025	0.0025	0.0025	0.0025	0.0025	5
Uranium-Dissolved (mg/L)	0.00072	0.001275	0.00015	0.00015	0.001575	0.00015	0.003	5
Uranium-Suspended (mg/L)	0.00026	0.000246	0.00015	0.00015	0.000425	0.00015	0.0007	5
Uranium-Total (mg/L)	0.00074	0.001319	0.00015	0.00015	0.001625	0.00015	0.0031	5
Vanadium-Dissolved (mg/L)	0.05		0.05	0.05	0.05	0.05	0.05	5
Zinc-Dissolved (mg/L)	0.005		0.005	0.005	0.005	0.005	0.005	5
Zinc-Total (mg/L)	0.006	0.002236	0.005	0.005	0.0075	0.005	0.01	5



**POWERTECH (USA) INC.**

Well #697						
Analyte	3/30/2008 14:04	3/30/2008 14:10	4/22/2008 11:30	5/28/2008 12:35	5/28/2008 12:45	6/24/2008 11:55
A/C Balance ( $\pm 5$ ) (%)	2.58	-1.6	0.92	9.13	5.02	3.88
Alkalinity-Total as CaCO <sub>3</sub> (mg/L)	124	122	120	114	118	114
Aluminum-Dissolved (mg/L)	<0.1	<0.1	<0.1	<0.1	<0.1	<0.1
Ammonia (mg/L)	0.1	0.1	0.2	0.2	0.2	0.1
Anions (meq/L)	29.9	32.6	32.8	28.9	30.9	33.1
Antimony-Total (mg/L)	<0.003	<0.003	<0.003	<0.003	<0.003	<0.003
Arsenic-Dissolved (mg/L)	<0.001	<0.001	<0.001	<0.001	<0.001	<0.001
Arsenic-Total (mg/L)	0.004	0.003	<0.001	0.002	0.003	0.005
Barium-Dissolved (mg/L)	<0.1	<0.1	<0.1	<0.1	<0.1	<0.1
Barium-Total (mg/L)	<0.1	<0.1	<0.1	<0.1	<0.1	<0.1
Beryllium-Total (mg/L)	<0.001	<0.001	<0.001	<0.001	<0.001	<0.001
Bicarbonate as HCO <sub>3</sub> (mg/L)	151	149	146	139	144	139
Boron-Dissolved (mg/L)	<0.1	<0.1	<0.1	0.2	0.1	<0.1
Boron-Total (mg/L)	<0.1	<0.1	<0.1	0.1	<0.1	<0.1
Cadmium-Dissolved (mg/L)	<0.005	<0.005	<0.005	<0.005	<0.005	<0.005
Cadmium-Total (mg/L)	<0.005	<0.005	<0.005	<0.005	<0.005	<0.005
Calcium-Dissolved (mg/L)	338	340	366	382	375	393
Carbonate as CO <sub>3</sub> (mg/L)	<5	<5	<5	<5	<5	<5
Cations (meq/L)	31.4	31.6	33.4	34.8	34.2	35.8
Chloride (mg/L)	12	11	9	9	9	9
Chromium-Dissolved (mg/L)	<0.05	<0.05	<0.05	<0.05	<0.05	<0.05
Chromium-Total (mg/L)	<0.05	<0.05	<0.05	<0.05	<0.05	<0.05
Conductivity @ 25 C (umhos/cm)	2390	2400	2420	2280	2460	2530
Copper-Dissolved (mg/L)	<0.01	<0.01	<0.01	<0.01	<0.01	<0.01
Copper-Total (mg/L)	<0.01	<0.01	<0.01	<0.01	<0.01	<0.01
Fluoride (mg/L)	0.2	0.3	0.3	0.5	0.6	0.3
Gross Alpha-Dissolved (pCi/L)	1750	1880	2110	1210	1390	1790
Gross Beta-Dissolved (pCi/L)	657	659	604	380	383	470
Gross Gamma-Dissolved (pCi/L)	790	840	680	4100	3500	170
Iron-Dissolved (mg/L)	1.56	1.58	2.49	1.69	1.56	1.6
Iron-Total (mg/L)	4.06	3.99	4.53	4.6	4.88	5.48
Lead 210-Dissolved (pCi/L)	-14	-9.6	-3.5	5.5	9.4	-1.7
Lead 210-Suspended (pCi/L)				2.6	9	7.4
Lead-Dissolved (mg/L)	<0.001	<0.001	<0.001	<0.001	<0.001	<0.001
Lead-Total (mg/L)	<0.001	<0.001	<0.001	<0.001	<0.001	0.001
Magnesium-Dissolved (mg/L)	125	126	129	137	135	141
Manganese-Dissolved (mg/L)	2.18	2.22	2.39	2.31	2.23	2.56
Manganese-Total (mg/L)	2.31	2.29	2.5	2.32	2.45	2.66
Mercury-Dissolved (mg/L)	<0.001	<0.001	<0.001	<0.001	<0.001	<0.001
Mercury-Total (mg/L)	<0.001	<0.001	<0.001	<0.0001	<0.0001	<0.0002
Molybdenum-Dissolved (mg/L)	<0.1	<0.1	<0.1	<0.1	<0.1	<0.1
Molybdenum-Total (mg/L)	<0.1	<0.1	<0.1	<0.1	<0.1	<0.1
Nickel-Dissolved (mg/L)	<0.05	<0.05	<0.05	<0.05	<0.05	<0.05
Nickel-Total (mg/L)	<0.05	<0.05	<0.05	<0.05	<0.05	<0.05



**POWERTECH (USA) INC.**

Well #697						
Analyte	3/30/2008 14:04	3/30/2008 14:10	4/22/2008 11:30	5/28/2008 12:35	5/28/2008 12:45	6/24/2008 11:55
Nitrogen, Nitrate as N (mg/L)	<0.1	<0.1	0.09	<0.1	<0.1	<0.1
Nitrogen, Nitrite as N (mg/L)	<0.1	<0.1	<0.05	<0.1	<0.1	<0.1
Oxidation-Reduction Potential (mV)	280	190	110	200	220	94
pH	6.91	6.91	7.15	6.78	6.75	7.09
Polonium 210-Dissolved (pCi/L)	1	1.3	1.4	0.2		1.1
Polonium 210-Suspended (pCi/L)	1.2	0.8	-0.2	1.4	1.3	1.2
Potassium-Dissolved (mg/L)	14.6	14.4	15.6	15.5	15.4	15.9
Radium 226-Dissolved (pCi/L)	387	398	370	413	412	429
Radium 226-Suspended (pCi/L)	15.3	12.4	6.4	14	13.5	11.6
Radon 222-Total (pCi/L)	32200	29400	25800	25600	22400	40700
Selenium-Dissolved (mg/L)	0.001	<0.001	<0.001	<0.001	<0.001	<0.001
Selenium-IV-Dissolved (mg/L)	<0.001	<0.001	<0.001	<0.001	<0.001	<0.001
Selenium-Total (mg/L)	0.002	0.002	<0.001	<0.001	<0.001	<0.002
Selenium-VI-Dissolved (mg/L)	0.001	<0.001	<0.001	<0.001	<0.001	<0.001
Silica-Dissolved (mg/L)	9.5	9.5	4.8	5.2	5.1	5.5
Silver-Dissolved (mg/L)	<0.005	<0.005	<0.005	<0.005	<0.005	<0.005
Silver-Total (mg/L)	<0.005	<0.005	<0.005	<0.005	<0.005	<0.005
Sodium Adsorption Ratio (SAR) (meq/L)	1	0.98	1	0.98	0.98	0.98
Sodium-Dissolved (mg/L)	84.6	83.7	89	88	87	89
Solids-Total Dissolved Calculated (mg/L)	1970	2110	2140	1980	2060	2200
Solids-Total Dissolved TDS @ 180 C (mg/L)	2200	2200	2300	2200	2100	2100
Strontium-Total (mg/L)	4.9	4.8	5.2	4.8	5	5.2
Sulfate (mg/L)	1300	1430	1450	1270	1360	1470
TDS Balance (0.80 - 1.20) (dec.%)	1.13	1.07	1.05	1.09	1.04	0.97
Thallium-Total (mg/L)	<0.001	<0.001	<0.001	<0.001	<0.001	<0.001
Thorium 230-Dissolved (pCi/L)		-0.1				
Thorium 230-Suspended (pCi/L)	0.4	0.3	0.2	0.7	0.5	0.7
Thorium 232-Dissolved (pCi/L)	<0.005	<0.005	<0.005	<0.005	<0.005	<0.005
Uranium-Dissolved (mg/L)	0.109	0.109	0.11	0.101	0.103	0.104
Uranium-Suspended (mg/L)	0.0024	0.0024	0.0006	0.0038	0.0032	0.0043
Uranium-Total (mg/L)	0.123	0.122	0.119	0.116	0.119	0.113
Vanadium-Dissolved (mg/L)	<0.1	<0.1	<0.1	<0.1	<0.1	<0.1
Zinc-Dissolved (mg/L)	0.01	<0.01	<0.01	<0.01	<0.01	0.01
Zinc-Total (mg/L)	<0.01	<0.01	<0.01	<0.01	<0.01	0.01



POWERTECH (USA) INC.

Well #698								
Analyte	Mean	StDev	Q1	Median	Q3	Minimum	Maximum	n
A/C Balance ( $\pm 5$ ) (%)	3.321667	3.673518	0.29	3.23	6.0475	-1.6	9.13	6
Alkalinity-Total as CaCO <sub>3</sub> (mg/L)	118.6667	4.131182	114	119	122.5	114	124	6
Aluminum-Dissolved (mg/L)	0.05		0.05	0.05	0.05	0.05	0.05	6
Ammonia (mg/L)	0.15	0.054772	0.1	0.15	0.2	0.1	0.2	6
Anions (meq/L)	31.36667	1.733974	29.65	31.75	32.875	28.9	33.1	6
Antimony-Total (mg/L)	0.0015		0.0015	0.0015	0.0015	0.0015	0.0015	6
Arsenic-Dissolved (mg/L)	0.0005		0.0005	0.0005	0.0005	0.0005	0.0005	6
Arsenic-Total (mg/L)	0.002917	0.001563	0.001625	0.003	0.00425	0.0005	0.005	6
Barium-Dissolved (mg/L)	0.05		0.05	0.05	0.05	0.05	0.05	6
Barium-Total (mg/L)	0.05		0.05	0.05	0.05	0.05	0.05	6
Beryllium-Total (mg/L)	0.0005		0.0005	0.0005	0.0005	0.0005	0.0005	6
Bicarbonate as HCO <sub>3</sub> (mg/L)	144.6667	5.006662	139	145	149.5	139	151	6
Boron-Dissolved (mg/L)	0.083333	0.060553	0.05	0.05	0.125	0.05	0.2	6
Boron-Total (mg/L)	0.058333	0.020412	0.05	0.05	0.0625	0.05	0.1	6
Cadmium-Dissolved (mg/L)	0.0025		0.0025	0.0025	0.0025	0.0025	0.0025	6
Cadmium-Total (mg/L)	0.0025		0.0025	0.0025	0.0025	0.0025	0.0025	6
Calcium-Dissolved (mg/L)	365.6667	22.47369	339.5	370.5	384.75	338	393	6
Carbonate as CO <sub>3</sub> (mg/L)	2.5		2.5	2.5	2.5	2.5	2.5	6
Cation/Anion Balance (%)								
Cations (meq/L)	33.53333	1.760303	31.55	33.8	35.05	31.4	35.8	6
Chloride (mg/L)	9.833333	1.32916	9	9	11.25	9	12	6
Chromium-Dissolved (mg/L)	0.025		0.025	0.025	0.025	0.025	0.025	6
Chromium-Total (mg/L)	0.025		0.025	0.025	0.025	0.025	0.025	6
Conductivity @ 25 C (umhos/cm)	2413.333	82.86535	2362.5	2410	2477.5	2280	2530	6
Copper-Dissolved (mg/L)	0.005		0.005	0.005	0.005	0.005	0.005	6
Copper-Total (mg/L)	0.005		0.005	0.005	0.005	0.005	0.005	6
Fluoride (mg/L)	0.366667	0.150555	0.275	0.3	0.525	0.2	0.6	6
Gross Alpha-Dissolved (pCi/L)	1688.333	330.6005	1345	1770	1937.5	1210	2110	6
Gross Beta-Dissolved (pCi/L)	525.5	131.0218	382.25	537	657.5	380	659	6
Gross Gamma-Dissolved (pCi/L)	1680	1670.126	552.5	815	3650	170	4100	6
Iron-Dissolved (mg/L)	1.746667	0.367351	1.56	1.59	1.89	1.56	2.49	6
Iron-Total (mg/L)	4.59	0.551507	4.0425	4.565	5.03	3.99	5.48	6
Lead-Dissolved (mg/L)	0.0005		0.0005	0.0005	0.0005	0.0005	0.0005	6
Lead-Total (mg/L)	0.000583	0.000204	0.0005	0.0005	0.000625	0.0005	0.001	6
Lead 210-Dissolved (pCi/L)	-2.31667	8.828458	-10.7	-2.6	6.475	-14	9.4	6
Lead 210-Suspended (pCi/L)	3.166667	4.058407		1.3	7.8		9	6
Lead 210-Total (pCi/L)								
Magnesium-Dissolved (mg/L)	132.1667	6.462714	125.75	132	138	125	141	6
Manganese-Dissolved (mg/L)	2.315	0.141527	2.21	2.27	2.4325	2.18	2.56	6
Manganese-Total (mg/L)	2.421667	0.144141	2.305	2.385	2.54	2.29	2.66	6
Mercury-Dissolved (mg/L)	0.0005		0.0005	0.0005	0.0005	0.0005	0.0005	6
Mercury-Total (mg/L)	0.000314	0.000232	0.00005	0.0005	0.0005	0.00005	0.0005	7
Molybdenum-Dissolved (mg/L)	0.05		0.05	0.05	0.05	0.05	0.05	6
Molybdenum-Total (mg/L)	0.05		0.05	0.05	0.05	0.05	0.05	6
Nickel-Dissolved (mg/L)	0.025		0.025	0.025	0.025	0.025	0.025	6
Nickel-Total (mg/L)	0.025		0.025	0.025	0.025	0.025	0.025	6



POWERTECH (USA) INC.

Well #698								
Analyte	Mean	StDev	Q1	Median	Q3	Minimum	Maximum	n
Nitrogen, Nitrate as N (mg/L)	0.056667	0.01633	0.05	0.05	0.06	0.05	0.09	6
Nitrogen, Nitrite as N (mg/L)	0.045833	0.010206	0.04375	0.05	0.05	0.025	0.05	6
Oxidation-Reduction Potential (mV)	182.3333	69.80449	106	195	235	94	280	6
pH	6.931667	0.161049	6.7725	6.91	7.105	6.75	7.15	6
Polonium 210-Dissolved (pCi/L)	0.833333	0.588784	0.15	1.05	1.325		1.4	6
Polonium 210-Suspended (pCi/L)	0.95	0.599166	0.55	1.2	1.325	-0.2	1.4	6
Polonium 210-Total (pCi/L)								
Potassium-Dissolved (mg/L)	15.23333	0.595539	14.55	15.45	15.675	14.4	15.9	6
Radium 226-Dissolved (pCi/L)	401.5	21.04044	382.75	405	417	370	429	6
Radium 226-Suspended (pCi/L)	12.2	3.11705	10.3	12.95	14.325	6.4	15.3	6
Radium 226-Total (pCi/L)								
Radium 226 (pCi/L)								
Radon 222-Total (pCi/L)	29350	6510.223	24800	27600	34325	22400	40700	6
Selenium-Dissolved (mg/L)	0.000583	0.000204	0.0005	0.0005	0.000625	0.0005	0.001	6
Selenium-IV-Dissolved (mg/L)	0.0005		0.0005	0.0005	0.0005	0.0005	0.0005	6
Selenium-Total (mg/L)	0.001083	0.000736	0.0005	0.00075	0.002	0.0005	0.002	6
Selenium-VI-Dissolved (mg/L)	0.000583	0.000204	0.0005	0.0005	0.000625	0.0005	0.001	6
Silica-Dissolved (mg/L)	6.6	2.257432	5.025	5.35	9.5	4.8	9.5	6
Silver-Dissolved (mg/L)	0.0025		0.0025	0.0025	0.0025	0.0025	0.0025	6
Silver-Total (mg/L)	0.0025		0.0025	0.0025	0.0025	0.0025	0.0025	6
Sodium-Dissolved (mg/L)	86.88333	2.261342	84.375	87.5	89	83.7	89	6
Sodium Adsorption Ratio (SAR) (meq/L)	0.986667	0.010328	0.98	0.98	1	0.98	1	6
Solids-Total Dissolved Calculated (mg/L)	2076.667	90.92121	1977.5	2085	2155	1970	2200	6
Solids-Total Dissolved TDS @ 180 C (mg/L)	2183.333	75.27727	2100	2200	2225	2100	2300	6
Strontium-Total (mg/L)	4.983333	0.183485	4.8	4.95	5.2	4.8	5.2	6
Sulfate (mg/L)	1380	82.94577	1292.5	1395	1455	1270	1470	6
TDS Balance (0.80 - 1.20) (dec.%)	1.058333	0.053821	1.0225	1.06	1.1	0.97	1.13	6
Thallium-Total (mg/L)	0.0005		0.0005	0.0005	0.0005	0.0005	0.0005	6
Thorium 230-Dissolved (pCi/L)	-0.01667	0.040825	-0.025			-0.1		6
Thorium 230-Suspended (pCi/L)	0.466667	0.206559	0.275	0.45	0.7	0.2	0.7	6
Thorium 230-Total (pCi/L)								
Thorium 232-Dissolved (pCi/L)	0.0025		0.0025	0.0025	0.0025	0.0025	0.0025	6
Uranium-Dissolved (mg/L)	0.106	0.003795	0.1025	0.1065	0.10925	0.101	0.11	6
Uranium-Suspended (mg/L)	0.002783	0.001309	0.00195	0.0028	0.003925	0.0006	0.0043	6
Uranium-Total (mg/L)	0.118667	0.003724	0.11525	0.119	0.12225	0.113	0.123	6
Vanadium-Dissolved (mg/L)	0.05		0.05	0.05	0.05	0.05	0.05	6
Zinc-Dissolved (mg/L)	0.006667	0.002582	0.005	0.005	0.01	0.005	0.01	6
Zinc-Total (mg/L)	0.005833	0.002041	0.005	0.005	0.00625	0.005	0.01	6



POWERTECH (USA) INC.


Well #3026				
Analyte	3/30/2008 18:45	4/22/2008 14:30	5/28/2008 15:15	6/24/2008 20:06
A/C Balance (± 5) (%)	-2.96	3.12	5.9	1.44
Alkalinity-Total as CaCO <sub>3</sub> (mg/L)	130	126	166	172
Aluminum-Dissolved (mg/L)	<0.1	<0.1	<0.1	<0.1
Ammonia (mg/L)	1.2	0.8	0.7	0.6
Anions (meq/L)	34.2	34.6	34.5	41.2
Antimony-Total (mg/L)	<0.003	<0.003	<0.003	<0.003
Arsenic-Dissolved (mg/L)	0.004	0.012	0.002	<0.001
Arsenic-Total (mg/L)	0.023	0.022	0.028	0.025
Barium-Dissolved (mg/L)	<0.1	<0.1	<0.1	<0.1
Barium-Total (mg/L)	<0.1	<0.1	<0.1	<0.1
Beryllium-Total (mg/L)	<0.001	<0.001	<0.001	<0.001
Bicarbonate as HCO <sub>3</sub> (mg/L)	158	134	202	210
Boron-Dissolved (mg/L)	<0.1	<0.1	0.2	0.2
Boron-Total (mg/L)	<0.1	<0.1	0.1	0.2
Cadmium-Dissolved (mg/L)	<0.005	<0.005	<0.005	<0.005
Cadmium-Total (mg/L)	<0.005	<0.005	<0.005	<0.005
Calcium-Dissolved (mg/L)	284	331	407	461
Carbonate as CO <sub>3</sub> (mg/L)	<5	10	<5	<5
Cations (meq/L)	32.2	36.8	38.8	42.4
Chloride (mg/L)	37	16	15	15
Chromium-Dissolved (mg/L)	<0.05	<0.05	<0.05	<0.05
Chromium-Total (mg/L)	<0.05	<0.05	<0.05	<0.05
Conductivity @ 25 C (umhos/cm)	2770	2730	2610	2970
Copper-Dissolved (mg/L)	<0.01	<0.01	<0.01	<0.01
Copper-Total (mg/L)	<0.01	<0.01	<0.01	<0.01
Fluoride (mg/L)	0.6	0.4	0.4	0.4
Gross Alpha-Dissolved (pCi/L)	47.6	43.8	92.4	116
Gross Beta-Dissolved (pCi/L)	21.1	24.4	28.3	33.9
Gross Gamma-Dissolved (pCi/L)				
Iron-Dissolved (mg/L)	0.1	2.67	0.23	0.04
Iron-Total (mg/L)	1.75	5.38	11.1	21.8
Lead 210-Dissolved (pCi/L)	<1		-0.7	-5.3
Lead 210-Suspended (pCi/L)	-3	-8.2	4	6.9
Lead-Dissolved (mg/L)	<0.001	<0.001	<0.001	<0.001
Lead-Total (mg/L)	<0.001	<0.001	<0.001	<0.001
Magnesium-Dissolved (mg/L)	67.9	86.8	105	137
Manganese-Dissolved (mg/L)	0.42	0.36	0.82	1.42
Manganese-Total (mg/L)	0.13	0.46	0.87	1.46
Mercury-Dissolved (mg/L)	<0.001	<0.001	<0.001	<0.001
Mercury-Total (mg/L)	<0.001	<0.001	<0.0001	<0.0002
Molybdenum-Dissolved (mg/L)	0.2	0.1	<0.1	<0.1
Molybdenum-Total (mg/L)	0.3	0.1	<0.1	<0.1
Nickel-Dissolved (mg/L)	<0.05	<0.05	<0.05	<0.05
Nickel-Total (mg/L)	<0.05	<0.05	<0.05	<0.05
Nitrogen, Nitrate as N (mg/L)	0.1	0.09	<0.1	<0.1
Nitrogen, Nitrite as N (mg/L)	<0.1	<0.05	<0.1	<0.1





**POWERTECH (USA) INC.**

Well #3026				
Analyte	3/30/2008 18:45	4/22/2008 14:30	5/28/2008 15:15	6/24/2008 20:06
Oxidation-Reduction Potential (mV)	200	240	210	85
pH	7.63	8.49	6.95	6.82
Polonium 210-Dissolved (pCi/L)	0.4	0.2		0.2
Polonium 210-Suspended (pCi/L)	1.9		-0.1	0.2
Potassium-Dissolved (mg/L)	21.3	23.7	25.3	22.3
Radium 226-Dissolved (pCi/L)	3.6	2.8	9.6	4.7
Radium 226-Suspended (pCi/L)	3.3	0.1	1.2	-0.1
Radon 222-Total (pCi/L)	440	304	213	950
Selenium-Dissolved (mg/L)	0.006	<0.001	<0.001	<0.001
Selenium-IV-Dissolved (mg/L)	<0.001	<0.001	<0.001	<0.001
Selenium-Total (mg/L)	0.007	0.002	<0.001	0.005
Selenium-VI-Dissolved (mg/L)	0.006	<0.001	<0.001	<0.001
Silica-Dissolved (mg/L)	5.7	2.1	2.3	1.9
Silver-Dissolved (mg/L)	<0.005	<0.005	<0.005	<0.005
Silver-Total (mg/L)	<0.005	<0.005	<0.005	<0.005
Sodium Adsorption Ratio (SAR) (meq/L)	3.7	3.6	2.4	1.8
Sodium-Dissolved (mg/L)	271	284	209	171
Solids-Total Dissolved Calculated (mg/L)	2240	2340	2340	2710
Solids-Total Dissolved TDS @ 180 C (mg/L)	2300	2300	2400	2700
Strontium-Total (mg/L)	4.8	6.3	7	7.4
Sulfate (mg/L)	1470	1520	1480	1790
TDS Balance (0.80 - 1.20) (dec.%)	1.03	0.99	1.03	1.01
Thallium-Total (mg/L)	<0.001	<0.001	<0.001	<0.001
Thorium 230-Dissolved (pCi/L)		0.1	0.1	
Thorium 230-Suspended (pCi/L)	1	0.3	0.2	
Thorium 232-Dissolved (pCi/L)	<0.005	<0.005	<0.005	<0.005
Uranium-Dissolved (mg/L)	0.0151	0.015	0.0281	0.0183
Uranium-Suspended (mg/L)	0.004	0.001	0.0013	0.0015
Uranium-Total (mg/L)	0.0097	0.0196	0.0322	0.0216
Vanadium-Dissolved (mg/L)	<0.1	<0.1	<0.1	0.1
Zinc-Dissolved (mg/L)	<0.01	0.01	<0.01	<0.01
Zinc-Total (mg/L)	<0.01	0.01	0.01	0.01



POWERTECH (USA) INC.

Well #3026								
Analyte	Mean	StDev	Q1	Median	Q3	Minimum	Maximum	n
A/C Balance ( $\pm 5$ ) (%)	1.875	3.711114	-1.86	2.28	5.205	-2.96	5.9	4
Alkalinity-Total as CaCO <sub>3</sub> (mg/L)	148.5	23.85372	127	148	170.5	126	172	4
Aluminum-Dissolved (mg/L)	0.05		0.05	0.05	0.05	0.05	0.05	4
Ammonia (mg/L)	0.825	0.262996	0.625	0.75	1.1	0.6	1.2	4
Anions (meq/L)	36.125	3.3876	34.275	34.55	39.55	34.2	41.2	4
Antimony-Total (mg/L)	0.0015		0.0015	0.0015	0.0015	0.0015	0.0015	4
Arsenic-Dissolved (mg/L)	0.004625	0.005121	0.000875	0.003	0.01	0.0005	0.012	4
Arsenic-Total (mg/L)	0.0245	0.002646	0.02225	0.024	0.02725	0.022	0.028	4
Barium-Dissolved (mg/L)	0.05		0.05	0.05	0.05	0.05	0.05	4
Barium-Total (mg/L)	0.05		0.05	0.05	0.05	0.05	0.05	4
Beryllium-Total (mg/L)	0.0005		0.0005	0.0005	0.0005	0.0005	0.0005	4
Bicarbonate as HCO <sub>3</sub> (mg/L)	176	36.14784	140	180	208	134	210	4
Boron-Dissolved (mg/L)	0.125	0.086603	0.05	0.125	0.2	0.05	0.2	4
Boron-Total (mg/L)	0.1	0.070711	0.05	0.075	0.175	0.05	0.2	4
Cadmium-Dissolved (mg/L)	0.0025		0.0025	0.0025	0.0025	0.0025	0.0025	4
Cadmium-Total (mg/L)	0.0025		0.0025	0.0025	0.0025	0.0025	0.0025	4
Calcium-Dissolved (mg/L)	370.75	78.66543	295.75	369	447.5	284	461	4
Carbonate as CO <sub>3</sub> (mg/L)	4.375	3.75	2.5	2.5	8.125	2.5	10	4
Cation/Anion Balance (%)								
Cations (meq/L)	37.55	4.253234	33.35	37.8	41.5	32.2	42.4	4
Chloride (mg/L)	20.75	10.84358	15	15.5	31.75	15	37	4
Chromium-Dissolved (mg/L)	0.025		0.025	0.025	0.025	0.025	0.025	4
Chromium-Total (mg/L)	0.025		0.025	0.025	0.025	0.025	0.025	4
Conductivity @ 25 C (umhos/cm)	2770	149.6663	2640	2750	2920	2610	2970	4
Copper-Dissolved (mg/L)	0.005		0.005	0.005	0.005	0.005	0.005	4
Copper-Total (mg/L)	0.005		0.005	0.005	0.005	0.005	0.005	4
Fluoride (mg/L)	0.45	0.1	0.4	0.4	0.55	0.4	0.6	4
Gross Alpha-Dissolved (pCi/L)	74.95	35.15655	44.75	70	110.1	43.8	116	4
Gross Beta-Dissolved (pCi/L)	26.925	5.502954	21.925	26.35	32.5	21.1	33.9	4
Gross Gamma-Dissolved (pCi/L)								4
Iron-Dissolved (mg/L)	0.76	1.2758	0.055	0.165	2.06	0.04	2.67	4
Iron-Total (mg/L)	10.0075	8.753222	2.6575	8.24	19.125	1.75	21.8	4
Lead-Dissolved (mg/L)	0.0005		0.0005	0.0005	0.0005	0.0005	0.0005	4
Lead-Total (mg/L)	0.0005		0.0005	0.0005	0.0005	0.0005	0.0005	4
Lead 210-Dissolved (pCi/L)	-1.375	2.662549	-4.15	-0.35	0.375	-5.3	0.5	4
Lead 210-Suspended (pCi/L)	-0.075	6.827091	-6.9	0.5	6.175	-8.2	6.9	4
Lead 210-Total (pCi/L)								
Magnesium-Dissolved (mg/L)	99.175	29.41614	72.625	95.9	129	67.9	137	4
Manganese-Dissolved (mg/L)	0.755	0.488092	0.375	0.62	1.27	0.36	1.42	4
Manganese-Total (mg/L)	0.73	0.57312	0.2125	0.665	1.3125	0.13	1.46	4
Mercury-Dissolved (mg/L)	0.0005		0.0005	0.0005	0.0005	0.0005	0.0005	4
Mercury-Total (mg/L)	0.00033	0.000233	0.000075	0.0005	0.0005	0.00005	0.0005	5
Molybdenum-Dissolved (mg/L)	0.1	0.070711	0.05	0.075	0.175	0.05	0.2	4
Molybdenum-Total (mg/L)	0.125	0.119024	0.05	0.075	0.25	0.05	0.3	4
Nickel-Dissolved (mg/L)	0.025		0.025	0.025	0.025	0.025	0.025	4
Nickel-Total (mg/L)	0.025		0.025	0.025	0.025	0.025	0.025	4




POWERTECH (USA) INC.

Well#3026								
Analyte	Mean	StDev	Q1	Median	Q3	Minimum	Maximum	n
Nitrogen, Nitrate as N (mg/L)	0.0725	0.0263	0.05	0.07	0.0975	0.05	0.1	4
Nitrogen, Nitrite as N (mg/L)	0.04375	0.0125	0.03125	0.05	0.05	0.025	0.05	4
Oxidation-Reduction Potential (mV)	183.75	67.99203	113.75	205	232.5	85	240	4
pH	7.4725	0.765697	6.8525	7.29	8.275	6.82	8.49	4
Polonium 210-Dissolved (pCi/L)	0.2	0.163299	0.05	0.2	0.35		0.4	4
Polonium 210-Suspended (pCi/L)	0.5	0.94163	-0.075	0.1	1.475	-0.1	1.9	4
Polonium 210-Total (pCi/L)								
Potassium-Dissolved (mg/L)	23.15	1.738774	21.55	23	24.9	21.3	25.3	4
Radium 226-Dissolved (pCi/L)	5.175	3.051093	3	4.15	8.375	2.8	9.6	4
Radium 226-Suspended (pCi/L)	1.125	1.558578	-0.05	0.65	2.775	-0.1	3.3	4
Radium 226-Total (pCi/L)								
Radium 226 (pCi/L)								
Radon 222-Total (pCi/L)	476.75	328.9999	235.75	372	822.5	213	950	4
Selenium-Dissolved (mg/L)	0.001875	0.00275	0.0005	0.0005	0.004625	0.0005	0.006	4
Selenium-IV-Dissolved (mg/L)	0.0005		0.0005	0.0005	0.0005	0.0005	0.0005	4
Selenium-Total (mg/L)	0.003625	0.002926	0.000875	0.0035	0.0065	0.0005	0.007	4
Selenium-VI-Dissolved (mg/L)	0.001875	0.00275	0.0005	0.0005	0.004625	0.0005	0.006	4
Silica-Dissolved (mg/L)	3	1.807392	1.95	2.2	4.85	1.9	5.7	4
Silver-Dissolved (mg/L)	0.0025		0.0025	0.0025	0.0025	0.0025	0.0025	4
Silver-Total (mg/L)	0.0025		0.0025	0.0025	0.0025	0.0025	0.0025	4
Sodium-Dissolved (mg/L)	233.75	53.1123	180.5	240	280.75	171	284	4
Sodium Adsorption Ratio (SAR) (meq/L)	2.875	0.928709	1.95	3	3.675	1.8	3.7	4
Solids-Total Dissolved Calculated (mg/L)	2407.5	207.103	2265	2340	2617.5	2240	2710	4
Solids-Total Dissolved TDS @ 180 C (mg/L)	2425	189.2969	2300	2350	2625	2300	2700	4
Strontium-Total (mg/L)	6.375	1.144188	5.175	6.65	7.3	4.8	7.4	4
Sulfate (mg/L)	1565	151.5476	1472.5	1500	1722.5	1470	1790	4
TDS Balance (0.80 - 1.20) (dec.%)	1.015	0.019149	0.995	1.02	1.03	0.99	1.03	4
Thallium-Total (mg/L)	0.0005		0.0005	0.0005	0.0005	0.0005	0.0005	4
Thorium 230-Dissolved (pCi/L)	0.05	0.057735		0.05	0.1		0.1	4
Thorium 230-Suspended (pCi/L)	0.375	0.434933	0.05	0.25	0.825		1	4
Thorium 230-Total (pCi/L)								
Thorium 232-Dissolved (pCi/L)	0.0025		0.0025	0.0025	0.0025	0.0025	0.0025	4
Uranium-Dissolved (mg/L)	0.019125	0.006177	0.015025	0.0167	0.02565	0.015	0.0281	4
Uranium-Suspended (mg/L)	0.00195	0.001382	0.001075	0.0014	0.003375	0.001	0.004	4
Uranium-Total (mg/L)	0.020775	0.009224	0.012175	0.0206	0.02955	0.0097	0.0322	4
Vanadium-Dissolved (mg/L)	0.0625	0.025	0.05	0.05	0.0875	0.05	0.1	4
Zinc-Dissolved (mg/L)	0.00625	0.0025	0.005	0.005	0.00875	0.005	0.01	4
Zinc-Total (mg/L)	0.00875	0.0025	0.00625	0.01	0.01	0.005	0.01	4




**POWERTECH (USA) INC.**

<b>Well #4002</b>					
<b>Analyte</b>	<b>9/27/2007 14:35</b>	<b>9/27/2007 14:39</b>	<b>11/14/2007 11:45</b>	<b>2/12/2008 11:47</b>	<b>5/19/2008 13:00</b>
A/C Balance (± 5) (%)	-4.1	0.215	-1.56	-2.61	2.11
Alkalinity-Total as CaCO <sub>3</sub> (mg/L)	140	138	140	138	144
Aluminum-Dissolved (mg/L)	<0.1	<0.1	<0.1	<0.1	<0.1
Ammonia (mg/L)	0.3	<0.1	<0.1	<0.1	<0.1
Anions (meq/L)	11.3	11	12.3	12.8	12.4
Antimony-Total (mg/L)				<0.003	<0.003
Arsenic-Dissolved (mg/L)	<0.001	<0.001	<0.001	<0.001	<0.001
Arsenic-Total (mg/L)				<0.001	0.002
Barium-Dissolved (mg/L)	<0.1	<0.1	<0.1	<0.1	<0.1
Barium-Total (mg/L)				<0.1	<0.1
Beryllium-Total (mg/L)				<0.001	<0.001
Bicarbonate as HCO <sub>3</sub> (mg/L)	171	168	171	168	176
Boron-Dissolved (mg/L)	<0.1	<0.1	<0.1	<0.1	<0.1
Boron-Total (mg/L)				<0.1	<0.1
Cadmium-Dissolved (mg/L)	<0.005	<0.005	<0.005	<0.005	<0.005
Cadmium-Total (mg/L)				<0.005	<0.001
Calcium-Dissolved (mg/L)	36.8	38.7	41.4	42.4	46.6
Carbonate as CO <sub>3</sub> (mg/L)	<5	<5	<5	<5	<5
Cations (meq/L)	10.4	11.1	12	12.1	13
Chloride (mg/L)	7	7	7	7	6
Chromium-Dissolved (mg/L)	<0.05	<0.05	<0.05	<0.05	<0.05
Chromium-Total (mg/L)				<0.05	<0.05
Conductivity @ 25 C (umhos/cm)	1190	1210	1130	1230	1340
Copper-Dissolved (mg/L)	<0.01	<0.01	<0.01	<0.01	<0.01
Copper-Total (mg/L)				<0.01	<0.01
Fluoride (mg/L)	0.3	0.3	0.4	0.4	0.4
Gross Alpha-Dissolved (pCi/L)	120	141	227	314	127
Gross Beta-Dissolved (pCi/L)	45.5	49.6	87.9	101	30.1
Gross Gamma-Dissolved (pCi/L)	120	<20	2200	650	210
Iron-Dissolved (mg/L)	<0.03	<0.03	<0.03	<0.03	<0.03
Iron-Total (mg/L)				2.23	2.29
Lead 210-Dissolved (pCi/L)	2	<1	6.2	<1	-2.6
Lead 210-Suspended (pCi/L)	9.7	<1	<1	<1	1.4
Lead-Dissolved (mg/L)	12	<1			
Lead-Total (mg/L)	<0.001	<0.001	<0.001	<0.001	<0.001
Magnesium-Dissolved (mg/L)				<0.001	<0.001
Manganese-Dissolved (mg/L)	11.9	12.4	13.9	14.2	15.8
Manganese-Total (mg/L)	0.08	0.07	0.08	0.08	0.08
Mercury-Dissolved (mg/L)				0.08	0.08
Mercury-Total (mg/L)	<0.001	<0.001	<0.001	<0.001	<0.001
Molybdenum-Dissolved (mg/L)	<0.0002	<0.0002	<0.001	<0.001	<0.0001
Molybdenum-Total (mg/L)	<0.1	<0.1	<0.1	<0.1	<0.1
Nickel-Dissolved (mg/L)				<0.01	<0.01
Nickel-Total (mg/L)	<0.05	<0.05	<0.05	<0.05	<0.05




**POWERTECH (USA) INC.**

Well #4002					
Analyte	9/27/2007 14:35	9/27/2007 14:39	11/14/2007 11:45	2/12/2008 11:47	5/19/2008 13:00
Nitrogen, Nitrate as N (mg/L)				<0.05	<0.05
Nitrogen, Nitrite as N (mg/L)	<0.1	<0.1	<0.1	<0.1	0.1
Oxidation-Reduction Potential (mV)	<0.1	<0.1	<0.1	<0.1	<0.1
pH			140	190	250
Polonium 210-Dissolved (pCi/L)	7.81	7.85	7.65	7.83	8.02
Polonium 210-Suspended (pCi/L)	<1	<1	<1	2.1	
Potassium-Dissolved (mg/L)	<1	<1	<1	<1	0.1
Radium 226-Dissolved (pCi/L)	<1	<1			
Radium 226-Suspended (pCi/L)	7.2	7.3	7.3	7.4	7.1
Radon 222-Total (pCi/L)	63.6	60	54.2	57	52.3
Selenium-Dissolved (mg/L)	<0.2	19.4		37	8.4
Selenium-IV-Dissolved (mg/L)	62.7	79.4			
Selenium-Total (mg/L)			8010	9890	8780
Selenium-VI-Dissolved (mg/L)	<0.001	<0.001	<0.001	<0.001	<0.005
Silica-Dissolved (mg/L)			<0.001	<0.001	<0.001
Silver-Dissolved (mg/L)				<0.001	<0.001
Silver-Total (mg/L)			<0.001	<0.001	<0.001
Sodium Adsorption Ratio (SAR) (meq/L)	6.6	6.9	7.6	7.3	3.8
Sodium-Dissolved (mg/L)	<0.005	<0.005	<0.005	<0.005	<0.005
Solids-Total Dissolved Calculated (mg/L)				<0.005	<0.005
Solids-Total Dissolved TDS @ 180 C (mg/L)			6.7	6.7	6.8
Strontium-Total (mg/L)	170	182	197	198	211
Sulfate (mg/L)	716	717	799	842	834
TDS Balance (0.80 - 1.20) (dec.%)	820	800	850	830	790
Thallium-Total (mg/L)				0.8	0.9
Thorium 230-Dissolved (pCi/L)	454	453	448	470	450
Thorium 230-Suspended (pCi/L)	1.15	1.12	1.06	0.98	0.94
Thorium 232-Dissolved (pCi/L)				<0.001	<0.001
Uranium-Dissolved (mg/L)	0.5	0.6	<0.2	0.2	
Uranium-Suspended (mg/L)	<0.2	<0.2	<0.2	<0.2	0.1
Uranium-Total (mg/L)	<0.2	<0.2			
Vanadium-Dissolved (mg/L)	<0.005	<0.005	<0.005	<0.005	<0.005
Zinc-Dissolved (mg/L)	0.0026	0.0026	0.0026	0.0026	0.0023
Zinc-Total (mg/L)	<0.0003	<0.0003	<0.0003	<0.0003	<0.0003




POWERTECH (USA) INC.

Well#4002								
Analyte	Mean	StDev	Q1	Median	Q3	Minimum	Maximum	n
A/C Balance ( $\pm 5$ ) (%)	-1.189	2.423088	-3.355	-1.56	1.1625	-4.1	2.11	5
Alkalinity-Total as CaCO <sub>3</sub> (mg/L)	140	2.44949	138	140	142	138	144	5
Aluminum-Dissolved (mg/L)	0.05		0.05	0.05	0.05	0.05	0.05	5
Ammonia (mg/L)	0.1	0.111803	0.05	0.05	0.175	0.05	0.3	5
Anions (meq/L)	11.96	0.770065	11.15	12.3	12.6	11	12.8	5
Antimony-Total (mg/L)	0.0015			0.0015		0.0015	0.0015	2
Arsenic-Dissolved (mg/L)	0.0005		0.0005	0.0005	0.0005	0.0005	0.0005	5
Arsenic-Total (mg/L)	0.00125	0.001061		0.00125		0.0005	0.002	2
Barium-Dissolved (mg/L)	0.05		0.05	0.05	0.05	0.05	0.05	5
Barium-Total (mg/L)	0.05			0.05		0.05	0.05	2
Beryllium-Total (mg/L)	0.0005			0.0005		0.0005	0.0005	2
Bicarbonate as HCO <sub>3</sub> (mg/L)	170.8	3.271085	168	171	173.5	168	176	5
Boron-Dissolved (mg/L)	0.05		0.05	0.05	0.05	0.05	0.05	5
Boron-Total (mg/L)	0.05			0.05		0.05	0.05	2
Cadmium-Dissolved (mg/L)	0.0025		0.0025	0.0025	0.0025	0.0025	0.0025	5
Cadmium-Total (mg/L)	0.0015	0.001414		0.0015		0.0005	0.0025	2
Calcium-Dissolved (mg/L)	41.18	3.749933	37.75	41.4	44.5	36.8	46.6	5
Carbonate as CO <sub>3</sub> (mg/L)	2.5		2.5	2.5	2.5	2.5	2.5	5
Cation/Anion Balance (%)								
Cations (meq/L)	11.72	0.998499	10.75	12	12.55	10.4	13	5
Chloride (mg/L)	6.8	0.447214	6.5	7	7	6	7	5
Chromium-Dissolved (mg/L)	0.025		0.025	0.025	0.025	0.025	0.025	5
Chromium-Total (mg/L)	0.025			0.025		0.025	0.025	2
Conductivity @ 25 C (umhos/cm)	1220	76.81146	1160	1210	1285	1130	1340	5
Copper-Dissolved (mg/L)	0.005		0.005	0.005	0.005	0.005	0.005	5
Copper-Total (mg/L)	0.005			0.005		0.005	0.005	2
Fluoride (mg/L)	0.36	0.054772	0.3	0.4	0.4	0.3	0.4	5
Gross Alpha-Dissolved (pCi/L)	185.8	83.55657	123.5	141	270.5	120	314	5
Gross Beta-Dissolved (pCi/L)	62.82	30.13332	37.8	49.6	94.45	30.1	101	5
Gross Gamma-Dissolved (pCi/L)	638	906.3498	65	210	1425	10	2200	5
Iron-Dissolved (mg/L)	0.015		0.015	0.015	0.015	0.015	0.015	5
Iron-Total (mg/L)	2.26	0.042426		2.26		2.23	2.29	2
Lead-Dissolved (mg/L)	0.0005		0.0005	0.0005	0.0005	0.0005	0.0005	5
Lead-Total (mg/L)	0.0005			0.0005		0.0005	0.0005	2
Lead 210-Dissolved (pCi/L)	1.32	3.201094	-1.05	0.5	4.1	-2.6	6.2	5
Lead 210-Suspended (pCi/L)	2.52	4.032617	0.5	0.5	5.55	0.5	9.7	5
Lead 210-Total (pCi/L)	6.25	8.131728		6.25		0.5	12	2
Magnesium-Dissolved (mg/L)	13.64	1.550161	12.15	13.9	15	11.9	15.8	5
Manganese-Dissolved (mg/L)	0.078	0.004472	0.075	0.08	0.08	0.07	0.08	5
Manganese-Total (mg/L)	0.08			0.08		0.08	0.08	2
Mercury-Dissolved (mg/L)	0.0005		0.0005	0.0005	0.0005	0.0005	0.0005	5
Mercury-Total (mg/L)	0.00025	0.000229	0.000075	0.0001	0.0005	0.00005	0.0005	5
Molybdenum-Dissolved (mg/L)	0.05		0.05	0.05	0.05	0.05	0.05	5
Molybdenum-Total (mg/L)	0.005			0.005		0.005	0.005	2
Nickel-Dissolved (mg/L)	0.025		0.025	0.025	0.025	0.025	0.025	5
Nickel-Total (mg/L)	0.025			0.025		0.025	0.025	2



POWERTECH (USA) INC.


Well #4002								
Analyte	Mean	StDev	Q1	Median	Q3	Minimum	Maximum	n
Nitrogen, Nitrate as N (mg/L)	0.06	0.022361	0.05	0.05	0.075	0.05	0.1	5
Nitrogen, Nitrite as N (mg/L)	0.05		0.05	0.05	0.05	0.05	0.05	5
Oxidation-Reduction Potential (mV)	193.3333	55.07571	140	190	250	140	250	3
pH	7.832	0.131605	7.73	7.83	7.935	7.65	8.02	5
Polonium 210-Dissolved (pCi/L)	0.72	0.801249	0.25	0.5	1.3		2.1	5
Polonium 210-Suspended (pCi/L)	0.42	0.178885	0.3	0.5	0.5	0.1	0.5	5
Polonium 210-Total (pCi/L)	0.5			0.5		0.5	0.5	2
Potassium-Dissolved (mg/L)	7.26	0.114018	7.15	7.3	7.35	7.1	7.4	5
Radium 226-Dissolved (pCi/L)	57.42	4.516857	53.25	57	61.8	52.3	63.6	5
Radium 226-Suspended (pCi/L)	16.225	15.94707	2.175	13.9	32.6	0.1	37	4
Radium 226-Total (pCi/L)	71.05	11.80868		71.05		62.7	79.4	2
Radium 226 (pCi/L)								
Radon 222-Total (pCi/L)	8893.333	945.1102	8010	8780	9890	8010	9890	3
Selenium-Dissolved (mg/L)	0.0009	0.000894	0.0005	0.0005	0.0015	0.0005	0.0025	5
Selenium-IV-Dissolved (mg/L)	0.0005		0.0005	0.0005	0.0005	0.0005	0.0005	3
Selenium-Total (mg/L)	0.0005			0.0005		0.0005	0.0005	2
Selenium-VI-Dissolved (mg/L)	0.0005		0.0005	0.0005	0.0005	0.0005	0.0005	3
Silica-Dissolved (mg/L)	6.44	1.524139	5.2	6.9	7.45	3.8	7.6	5
Silver-Dissolved (mg/L)	0.0025		0.0025	0.0025	0.0025	0.0025	0.0025	5
Silver-Total (mg/L)	0.0025			0.0025		0.0025	0.0025	2
Sodium-Dissolved (mg/L)	191.6	15.85244	176	197	204.5	170	211	5
Sodium Adsorption Ratio (SAR) (meq/L)	6.733333	0.057735	6.7	6.7	6.8	6.7	6.8	3
Solids-Total Dissolved Calculated (mg/L)	781.6	61.58977	716.5	799	838	716	842	5
Solids-Total Dissolved TDS @ 180 C (mg/L)	818	23.87467	795	820	840	790	850	5
Strontium-Total (mg/L)	0.85	0.070711		0.85		0.8	0.9	2
Sulfate (mg/L)	455	8.717798	449	453	462	448	470	5
TDS Balance (0.80 - 1.20) (dec.%)	1.05	0.089443	0.96	1.06	1.135	0.94	1.15	5
Thallium-Total (mg/L)	0.0005			0.0005		0.0005	0.0005	2
Thorium 230-Dissolved (pCi/L)	0.28	0.258844	0.05	0.2	0.55		0.6	5
Thorium 230-Suspended (pCi/L)	0.1		0.1	0.1	0.1	0.1	0.1	5
Thorium 230-Total (pCi/L)	0.1			0.1		0.1	0.1	2
Thorium 232-Dissolved (pCi/L)	0.0025		0.0025	0.0025	0.0025	0.0025	0.0025	5
Uranium-Dissolved (mg/L)	0.00254	0.000134	0.00245	0.0026	0.0026	0.0023	0.0026	5
Uranium-Suspended (mg/L)	0.00015		0.00015	0.00015	0.00015	0.00015	0.00015	5
Uranium-Total (mg/L)	0.0025			0.0025		0.0025	0.0025	2
Vanadium-Dissolved (mg/L)	0.05		0.05	0.05	0.05	0.05	0.05	5
Zinc-Dissolved (mg/L)	0.005		0.005	0.005	0.005	0.005	0.005	5
Zinc-Total (mg/L)	0.005			0.005		0.005	0.005	2



**POWERTECH (USA) INC.**

<b>Well #7002</b>				
<b>Analyte</b>	<b>9/28/2007 17:48</b>	<b>11/12/2007 8:10</b>	<b>2/20/2008 8:30</b>	<b>5/29/2008 10:44</b>
A/C Balance ( $\pm 5$ ) (%)	-4.65	2.47	-5.62	7.56
Alkalinity-Total as CaCO <sub>3</sub> (mg/L)	280	250	260	254
Aluminum-Dissolved (mg/L)	<0.1	<0.1	<0.1	<0.1
Ammonia (mg/L)	0.3	0.3	0.2	0.2
Anions (meq/L)	26.3	26.9	28	26.5
Antimony-Total (mg/L)			<0.003	<0.003
Arsenic-Dissolved (mg/L)	0.001	0.001	0.001	<0.001
Arsenic-Total (mg/L)			0.001	0.004
Barium-Dissolved (mg/L)	<0.1	<0.1	<0.1	<0.1
Barium-Total (mg/L)			<0.1	<0.1
Beryllium-Total (mg/L)			<0.001	<0.001
Bicarbonate as HCO <sub>3</sub> (mg/L)	341	305	317	310
Boron-Dissolved (mg/L)	<0.1	<0.1	<0.1	<0.1
Boron-Total (mg/L)			<0.1	<0.1
Cadmium-Dissolved (mg/L)	<0.005	<0.005	<0.005	<0.005
Cadmium-Total (mg/L)			<0.005	<0.005
Calcium-Dissolved (mg/L)	206	237	213	264
Carbonate as CO <sub>3</sub> (mg/L)	<5	<5	<5	<5
Cations (meq/L)	23.9	28.2	25	30.9
Chloride (mg/L)	10	11	9	9
Chromium-Dissolved (mg/L)	<0.05	<0.05	<0.05	<0.05
Chromium-Total (mg/L)			<0.05	<0.05
Conductivity @ 25 C (umhos/cm)	2200	2210	2420	2480
Copper-Dissolved (mg/L)	<0.01	<0.01	<0.01	<0.01
Copper-Total (mg/L)			<0.01	<0.01
Fluoride (mg/L)	0.2	0.2	0.5	0.3
Gross Alpha-Dissolved (pCi/L)	45.6	39.8	91.4	29.5
Gross Beta-Dissolved (pCi/L)	29.7	34.1	41.4	28.4
Gross Gamma-Dissolved (pCi/L)	1200	1600	370	
Iron-Dissolved (mg/L)	<0.03	0.25	0.28	0.06
Iron-Total (mg/L)			1.25	1.32
Lead 210-Dissolved (pCi/L)	<1	<1	.13	-0.6
Lead 210-Suspended (pCi/L)	<1	<1	7.9	-1.1
Lead-Dissolved (mg/L)	<1			
Lead-Total (mg/L)	<0.001	<0.001	<0.001	<0.001
Magnesium-Dissolved (mg/L)			<0.001	<0.001
Manganese-Dissolved (mg/L)	77.7	90.4	81.7	103
Manganese-Total (mg/L)	0.39	0.37	0.38	0.41
Mercury-Dissolved (mg/L)			0.37	0.4
Mercury-Total (mg/L)	<0.001	<0.001	<0.001	<0.001
Molybdenum-Dissolved (mg/L)	<0.0002	<0.001	<0.001	<0.0001
Molybdenum-Total (mg/L)	<0.1	<0.1	<0.1	<0.1
Nickel-Dissolved (mg/L)			<0.01	<0.1
Nickel-Total (mg/L)	<0.05	<0.05	<0.05	<0.05
Nitrogen, Nitrate as N (mg/L)			<0.05	<0.05
Nitrogen, Nitrite as N (mg/L)	<0.1	<0.1	<0.1	<0.1






**POWERTECH (USA) INC.**

<b>Well #7002</b>				
<b>Analyte</b>	<b>9/28/2007 17:48</b>	<b>11/12/2007 8:10</b>	<b>2/20/2008 8:30</b>	<b>5/29/2008 10:44</b>
Oxidation-Reduction Potential (mV)	<0.1	<0.1	<0.1	<0.1
pH		190	170	230
Polonium 210-Dissolved (pCi/L)	7.29	7.22	7.56	7.36
Polonium 210-Suspended (pCi/L)	1.3	4.1	<1	0.1
Potassium-Dissolved (mg/L)	<1	<1	<1	0.2
Radium 226-Dissolved (pCi/L)	<1			
Radium 226-Suspended (pCi/L)	19.9	22.2	21	21.7
Radon 222-Total (pCi/L)	8.5	8.1	8.8	8
Selenium-Dissolved (mg/L)	<0.2	<0.2	<0.9	
Selenium-IV-Dissolved (mg/L)	6.3			
Selenium-Total (mg/L)		938	752	1270
Selenium-VI-Dissolved (mg/L)	0.001	<0.001	0.001	<0.001
Silica-Dissolved (mg/L)		<0.001	<0.001	<0.001
Silver-Dissolved (mg/L)			<0.001	<0.001
Silver-Total (mg/L)		<0.001	<0.001	<0.001
Sodium Adsorption Ratio (SAR) (meq/L)	7.3	8.2	7.8	3.4
Sodium-Dissolved (mg/L)	<0.005	<0.005	<0.005	<0.005
Solids-Total Dissolved Calculated (mg/L)			<0.005	<0.005
Solids-Total Dissolved TDS @ 180 C (mg/L)		2.7	2.4	2.6
Strontium-Total (mg/L)	152	192	162	197
Sulfate (mg/L)	1620	1750	1750	1780
TDS Balance (0.80 - 1.20) (dec.%)	1900	1900	1900	1800
Thallium-Total (mg/L)			6.6	7.7
Thorium 230-Dissolved (pCi/L)	1160	1040	1080	1020
Thorium 230-Suspended (pCi/L)	1.19	1.09	1.07	1.03
Thorium 232-Dissolved (pCi/L)			<0.001	<0.001
Uranium-Dissolved (mg/L)	<0.2	<0.2	<0.2	0.1
Uranium-Suspended (mg/L)	<0.2	<0.2	<0.2	
Uranium-Total (mg/L)	<0.2			
Vanadium-Dissolved (mg/L)	<0.005	<0.005	<0.005	<0.005
Zinc-Dissolved (mg/L)	0.0007	0.0006	0.0006	0.0005
Zinc-Total (mg/L)	<0.0003	<0.0003	<0.0003	<0.0003



POWERTECH (USA) INC.

Well#7002								
Analyte	Mean	StDev	Q1	Median	Q3	Minimum	Maximum	n
A/C Balance ( $\pm 5$ ) (%)	-0.06	6.230222	-5.3775	-1.09	6.2875	-5.62	7.56	4
Alkalinity-Total as CaCO <sub>3</sub> (mg/L)	261	13.31666	251	257	275	250	280	4
Aluminum-Dissolved (mg/L)	0.05		0.05	0.05	0.05	0.05	0.05	4
Ammonia (mg/L)	0.25	0.057735	0.2	0.25	0.3	0.2	0.3	4
Anions (meq/L)	26.925	0.758837	26.35	26.7	27.725	26.3	28	4
Antimony-Total (mg/L)	0.0015			0.0015		0.0015	0.0015	2
Arsenic-Dissolved (mg/L)	0.000875	0.00025	0.000625	0.001	0.001	0.0005	0.001	4
Arsenic-Total (mg/L)	0.0025	0.002121		0.0025		0.001	0.004	2
Barium-Dissolved (mg/L)	0.05		0.05	0.05	0.05	0.05	0.05	4
Barium-Total (mg/L)	0.05			0.05		0.05	0.05	2
Beryllium-Total (mg/L)	0.0005			0.0005		0.0005	0.0005	2
Bicarbonate as HCO <sub>3</sub> (mg/L)	318.25	15.94522	306.25	313.5	335	305	341	4
Boron-Dissolved (mg/L)	0.05		0.05	0.05	0.05	0.05	0.05	4
Boron-Total (mg/L)	0.05			0.05		0.05	0.05	2
Cadmium-Dissolved (mg/L)	0.0025		0.0025	0.0025	0.0025	0.0025	0.0025	4
Cadmium-Total (mg/L)	0.0025			0.0025		0.0025	0.0025	2
Calcium-Dissolved (mg/L)	230	26.26785	207.75	225	257.25	206	264	4
Carbonate as CO <sub>3</sub> (mg/L)	2.5		2.5	2.5	2.5	2.5	2.5	4
Cation/Anion Balance (%)								
Cations (meq/L)	27	3.175951	24.175	26.6	30.225	23.9	30.9	4
Chloride (mg/L)	9.75	0.957427	9	9.5	10.75	9	11	4
Chromium-Dissolved (mg/L)	0.025		0.025	0.025	0.025	0.025	0.025	4
Chromium-Total (mg/L)	0.025			0.025		0.025	0.025	2
Conductivity @ 25 C (umhos/cm)	2327.5	143.6141	2202.5	2315	2465	2200	2480	4
Copper-Dissolved (mg/L)	0.005		0.005	0.005	0.005	0.005	0.005	4
Copper-Total (mg/L)	0.005			0.005		0.005	0.005	2
Fluoride (mg/L)	0.3	0.141421	0.2	0.25	0.45	0.2	0.5	4
Gross Alpha-Dissolved (pCi/L)	51.575	27.37205	32.075	42.7	79.95	29.5	91.4	4
Gross Beta-Dissolved (pCi/L)	33.4	5.864583	28.725	31.9	39.575	28.4	41.4	4
Gross Gamma-Dissolved (pCi/L)	792.5	735.9065	92.5	785	1500		1600	4
Iron-Dissolved (mg/L)	0.15125	0.13319	0.02625	0.155	0.2725	0.015	0.28	4
Iron-Total (mg/L)	1.285	0.049497		1.285		1.25	1.32	2
Lead-Dissolved (mg/L)	0.0005		0.0005	0.0005	0.0005	0.0005	0.0005	4
Lead-Total (mg/L)	0.0005			0.0005		0.0005	0.0005	2
Lead 210-Dissolved (pCi/L)	3.35	6.454198	-0.325	0.5	9.875	-0.6	13	4
Lead 210-Suspended (pCi/L)	1.95	4.037739	-0.7	0.5	6.05	-1.1	7.9	4
Lead 210-Total (pCi/L)	0.5			0.5		0.5	0.5	1
Magnesium-Dissolved (mg/L)	88.2	11.20089	78.7	86.05	99.85	77.7	103	4
Manganese-Dissolved (mg/L)	0.3875	0.017078	0.3725	0.385	0.405	0.37	0.41	4
Manganese-Total (mg/L)	0.385	0.021213		0.385		0.37	0.4	2
Mercury-Dissolved (mg/L)	0.0005		0.0005	0.0005	0.0005	0.0005	0.0005	4
Mercury-Total (mg/L)	0.00024	0.000238	0.00005	0.0001	0.0005	0.00005	0.0005	5
Molybdenum-Dissolved (mg/L)	0.05		0.05	0.05	0.05	0.05	0.05	4
Molybdenum-Total (mg/L)	0.0275	0.03182		0.0275		0.005	0.05	2
Nickel-Dissolved (mg/L)	0.025		0.025	0.025	0.025	0.025	0.025	4
Nickel-Total (mg/L)	0.025			0.025		0.025	0.025	2



POWERTECH (USA) INC.

Well#7002								
Analyte	Mean	StDev	Q1	Median	Q3	Minimum	Maximum	n
Nitrogen, Nitrate as N (mg/L)	0.05		0.05	0.05	0.05	0.05	0.05	4
Nitrogen, Nitrite as N (mg/L)	0.05		0.05	0.05	0.05	0.05	0.05	4
Oxidation-Reduction Potential (mV)	196.6667	30.5505	170	190	230	170	230	3
pH	7.3575	0.1466	7.2375	7.325	7.51	7.22	7.56	4
Polonium 210-Dissolved (pCi/L)	1.5	1.8037	0.2	0.9	3.4	0.1	4.1	4
Polonium 210-Suspended (pCi/L)	0.425	0.15	0.275	0.5	0.5	0.2	0.5	4
Polonium 210-Total (pCi/L)	0.5			0.5		0.5	0.5	1
Potassium-Dissolved (mg/L)	21.2	0.996661	20.175	21.35	22.075	19.9	22.2	4
Radium 226-Dissolved (pCi/L)	8.35	0.369685	8.025	8.3	8.725	8	8.8	4
Radium 226-Suspended (pCi/L)	0.1625	0.197379	0.025	0.1	0.3625		0.45	4
Radium 226-Total (pCi/L)	6.3			6.3		6.3	6.3	1
Radium 226 (pCi/L)								
Radon 222-Total (pCi/L)	986.6667	262.4068	752	938	1270	752	1270	3
Selenium-Dissolved (mg/L)	0.00075	0.000289	0.0005	0.00075	0.001	0.0005	0.001	4
Selenium-IV-Dissolved (mg/L)	0.0005		0.0005	0.0005	0.0005	0.0005	0.0005	3
Selenium-Total (mg/L)	0.0005			0.0005		0.0005	0.0005	2
Selenium-VI-Dissolved (mg/L)	0.0005		0.0005	0.0005	0.0005	0.0005	0.0005	3
Silica-Dissolved (mg/L)	6.675	2.214159	4.375	7.55	8.1	3.4	8.2	4
Silver-Dissolved (mg/L)	0.0025		0.0025	0.0025	0.0025	0.0025	0.0025	4
Silver-Total (mg/L)	0.0025			0.0025		0.0025	0.0025	2
Sodium-Dissolved (mg/L)	175.75	22.12653	154.5	177	195.75	152	197	4
Sodium Adsorption Ratio (SAR) (meq/L)	2.566667	0.152753	2.4	2.6	2.7	2.4	2.7	3
Solids-Total Dissolved Calculated (mg/L)	1725	71.41428	1652.5	1750	1772.5	1620	1780	4
Solids-Total Dissolved TDS @ 180 C (mg/L)	1875	50	1825	1900	1900	1800	1900	4
Strontium-Total (mg/L)	7.15	0.777817		7.15		6.6	7.7	2
Sulfate (mg/L)	1075	61.91392	1025	1060	1140	1020	1160	4
TDS Balance (0.80 - 1.20) (dec.%)	1.095	0.068069	1.04	1.08	1.165	1.03	1.19	4
Thallium-Total (mg/L)	0.0005			0.0005		0.0005	0.0005	2
Thorium 230-Dissolved (pCi/L)	0.1		0.1	0.1	0.1	0.1	0.1	4
Thorium 230-Suspended (pCi/L)	0.075	0.05	0.025	0.1	0.1		0.1	4
Thorium 230-Total (pCi/L)	0.1			0.1		0.1	0.1	1
Thorium 232-Dissolved (pCi/L)	0.0025		0.0025	0.0025	0.0025	0.0025	0.0025	4
Uranium-Dissolved (mg/L)	0.0006	8.16E-05	0.000525	0.0006	0.000675	0.0005	0.0007	4
Uranium-Suspended (mg/L)	0.00015		0.00015	0.00015	0.00015	0.00015	0.00015	4
Uranium-Total (mg/L)	0.00055	7.07E-05		0.00055		0.0005	0.0006	2
Vanadium-Dissolved (mg/L)	0.05		0.05	0.05	0.05	0.05	0.05	4
Zinc-Dissolved (mg/L)	0.005		0.005	0.005	0.005	0.005	0.005	4
Zinc-Total (mg/L)	0.005			0.005		0.005	0.005	2