


United States Nuclear Regulatory Commission Official Hearing Exhibit																									
In the Matter of: POWERTECH USA, INC. (Dewey-Burdock In Situ Uranium Recovery Facility)																									
	<table><tr><td>ASLBP #:</td><td>10-898-02-MLA-BD01</td><td>Identified:</td><td>8/19/2014</td></tr><tr><td>Docket #:</td><td>04009075</td><td>Withdrawn:</td><td></td></tr><tr><td>Exhibit #:</td><td>APP-016-P-00-BD01</td><td>Stricken:</td><td></td></tr><tr><td>Admitted:</td><td>8/19/2014</td><td></td><td></td></tr><tr><td>Rejected:</td><td></td><td></td><td></td></tr><tr><td>Other:</td><td></td><td></td><td></td></tr></table>	ASLBP #:	10-898-02-MLA-BD01	Identified:	8/19/2014	Docket #:	04009075	Withdrawn:		Exhibit #:	APP-016-P-00-BD01	Stricken:		Admitted:	8/19/2014			Rejected:				Other:			
ASLBP #:	10-898-02-MLA-BD01	Identified:	8/19/2014																						
Docket #:	04009075	Withdrawn:																							
Exhibit #:	APP-016-P-00-BD01	Stricken:																							
Admitted:	8/19/2014																								
Rejected:																									
Other:																									



ENERGY LABORATORIES, INC. • 2821 Plant Street • Rapid City, SD 57702 • www.energylab.com
Toll Free 888.672.1225 • Voice 605.342.1225 • Fax 605.342.1397 • rapid_city@energylab.com

LABORATORY ANALYTICAL REPORT

Client: RESPEC Inc
Project: Edgemont
Lab ID: R08070244-001
Client Sample ID: DewBurd GW622

Report Date: 10/03/08
Collection Date: 07/14/08 12:35
Date Received: 07/15/08
Matrix: AQUEOUS

Analyses	Result	Units	Qual	RL	MCL/		Method	Analysis Date / By
					QCL	DF		
MAJOR IONS								
Alkalinity, Total as CaCO3	182	mg/L		5		1	A2320 B	07/15/08 18:22/mb
Carbonate as CO3	ND	mg/L		5		1	A2320 B	07/15/08 18:22/mb
Bicarbonate as HCO3	222	mg/L		5		1	A2320 B	07/15/08 18:22/mb
Calcium	85.9	mg/L		0.5		1	E200.7	07/21/08 21:15/eli-c
Chloride	10	mg/L		1		1	E300.0	07/16/08 13:35/jmh
Fluoride	0.5	mg/L		0.1		1	E300.0	07/16/08 13:35/jmh
Magnesium	29.1	mg/L		0.5		1	E200.8	07/24/08 03:59/eli-c
Nitrogen, Ammonia as N	ND	mg/L		0.1		1	A4500-NH3 G	07/17/08 16:22/jmh
Nitrogen, Nitrate as N	ND	mg/L		0.1		1	E300.0	07/16/08 13:35/jmh
Nitrogen, Nitrite as N	ND	mg/L		0.1		1	E300.0	07/16/08 13:35/jmh
Potassium	14.1	mg/L		0.5		1	E200.7	07/21/08 21:15/eli-c
Silica	1.9	mg/L		0.5		1	E200.7	07/21/08 21:15/eli-c
Sodium	185	mg/L		0.5		1	E200.7	07/21/08 21:15/eli-c
Sulfate	478	mg/L	D	3		50	E300.0	07/16/08 12:46/jmh
PHYSICAL PROPERTIES								
Conductivity @ 25 C	1290	umhos/cm		5.0		1	A2510 B	07/17/08 10:23/tb
Oxidation-Reduction Potential	110	mV				1	A2580 B	07/16/08 00:00/kh
pH	7.68	s.u.		0.01		1	A4500-H B	07/16/08 15:53/tb
Sodium Adsorption Ratio (SAR)	4.4	unitless		0.10		1	Calculation	09/29/08 11:40/ADM
Solids, Total Dissolved TDS @ 180 C	950	mg/L		5		1	A2540 C	07/17/08 17:25/mb
METALS - DISSOLVED								
Aluminum	ND	mg/L		0.1		1	E200.8	07/24/08 03:59/eli-c
Arsenic	0.001	mg/L		0.001		1	E200.8	07/24/08 03:59/eli-c
Barium	ND	mg/L		0.1		1	E200.8	07/25/08 23:47/eli-c
Boron	ND	mg/L		0.1		1	E200.7	07/21/08 21:15/eli-c
Cadmium	ND	mg/L		0.005		1	E200.8	07/25/08 23:47/eli-c
Chromium	ND	mg/L		0.05		1	E200.8	07/24/08 03:59/eli-c
Copper	ND	mg/L		0.01		1	E200.8	07/24/08 03:59/eli-c
Iron	ND	mg/L		0.03		1	E200.8	07/25/08 23:47/eli-c
Lead	ND	mg/L		0.001		1	E200.8	07/24/08 03:59/eli-c
Manganese	0.19	mg/L		0.01		1	E200.8	07/25/08 23:47/eli-c
Mercury	ND	mg/L		0.001		1	E200.8	07/24/08 03:59/eli-c
Molybdenum	ND	mg/L		0.1		1	E200.8	07/24/08 03:59/eli-c
Nickel	ND	mg/L		0.05		1	E200.8	07/24/08 03:59/eli-c
Selenium	ND	mg/L		0.001		1	A3114 B	07/28/08 15:55/eli-c
Silver	ND	mg/L		0.005		1	E200.8	07/25/08 23:47/eli-c
Thorium 232	ND	mg/L		0.005		1	E200.8	07/24/08 03:59/eli-c

Report RL - Analyte reporting limit.
Definitions: QCL - Quality control limit.
MDC - Minimum detectable concentration

MCL - Maximum contaminant level.
ND - Not detected at the reporting limit.
D - RL increased due to sample matrix interference.

Page 1 of 33



LABORATORY ANALYTICAL REPORT

Client: RESPEC Inc
Project: Edgemont
Lab ID: R08070244-001
Client Sample ID: DewBurd GW622

Report Date: 10/03/08
Collection Date: 07/14/08 12:35
Date Received: 07/15/08
Matrix: AQUEOUS

Analyses	Result	Units	Qual	RL	MCL/	DF	Method	Analysis Date / By
					QCL			
METALS - DISSOLVED								
Uranium	0.0052	mg/L		0.0003		1	E200.8	07/24/08 03:59/eli-c
Vanadium	ND	mg/L		0.1		1	E200.8	07/24/08 03:59/eli-c
Zinc	ND	mg/L		0.01		1	E200.8	07/24/08 03:59/eli-c
METALS - SUSPENDED								
Uranium	ND	mg/L		0.0003		1	E200.8	07/27/08 04:01/eli-c
METALS - SPECIATED								
Selenium-IV	ND	mg/L		0.001		1	A3114 B	07/28/08 13:42/eli-c
Selenium-VI	ND	mg/L		0.001		1	A3114 B	07/28/08 16:34/eli-c
RADIONUCLIDES - DISSOLVED								
Gross Alpha	31.2	pCi/L				1	E900.0	09/04/08 06:47/eli-c
Gross Alpha precision (±)	4.2	pCi/L				1	E900.0	09/04/08 06:47/eli-c
Gross Alpha MDC	3.6	pCi/L				1	E900.0	09/04/08 06:47/eli-c
Gross Beta	10.0	pCi/L				1	E900.0	09/04/08 06:47/eli-c
Gross Beta precision (±)	2.5	pCi/L				1	E900.0	09/04/08 06:47/eli-c
Gross Beta MDC	3.8	pCi/L				1	E900.0	09/04/08 06:47/eli-c
Lead 210	2.6	pCi/L	U			1	E909.0M	07/25/08 11:45/eli-c
Lead 210 precision (±)	5.5	pCi/L				1	E909.0M	07/25/08 11:45/eli-c
Lead 210 MDC	9.2	pCi/L				1	E909.0M	07/25/08 11:45/eli-c
Polonium 210	0.4	pCi/L	U	1.0		1	RMO-3008	08/06/08 15:42/eli-c
Polonium 210 precision (±)	0.56	pCi/L				1	RMO-3008	08/06/08 15:42/eli-c
Radium 226	2.9	pCi/L				1	E903.0	08/12/08 13:16/eli-c
Radium 226 precision (±)	0.4	pCi/L				1	E903.0	08/12/08 13:16/eli-c
Thorium 230	0.0	pCi/L	U	0.2		1	E907.0	08/13/08 00:45/eli-c
Thorium 230 precision (±)	0.04	pCi/L				1	E907.0	08/13/08 00:45/eli-c
Gross Gamma	0.0	pCi/L	U	20		1	E901.1	07/17/08 13:12/eli-c
Gross Gamma precision (±)	20	pCi/L				1	E901.1	07/17/08 13:12/eli-c
RADIONUCLIDES - SUSPENDED								
Lead 210	-1	pCi/L	U			1	E909.0M	07/29/08 09:30/eli-c
Lead 210 precision (±)	12.7	pCi/L				1	E909.0M	07/29/08 09:30/eli-c
Lead 210 MDC	21.4	pCi/L				1	E909.0M	07/29/08 09:30/eli-c
Polonium 210	2.8	pCi/L		1.0		1	RMO-3008	07/31/08 14:15/eli-c
Polonium 210 precision (±)	1.2	pCi/L				1	RMO-3008	07/31/08 14:15/eli-c
Radium 226	-0.4	pCi/L	U			1	E903.0	08/06/08 15:36/eli-c
Radium 226 precision (±)	0.3	pCi/L				1	E903.0	08/06/08 15:36/eli-c
Radium 226 MDC	0.6	pCi/L				1	E903.0	08/06/08 15:36/eli-c

Report RL - Analyte reporting limit.
Definitions: QCL - Quality control limit.
MDC - Minimum detectable concentration

MCL - Maximum contaminant level.
ND - Not detected at the reporting limit.
U - Not detected at minimum detectable concentration

Page 2 of 33



LABORATORY ANALYTICAL REPORT

Client: RESPEC Inc
Project: Edgemont
Lab ID: R08070244-001
Client Sample ID: DewBurd GW622

Report Date: 10/03/08
Collection Date: 07/14/08 12:35
Date Received: 07/15/08
Matrix: AQUEOUS

Analyses	Result	Units	Qual	RL	MCL/		Method	Analysis Date / By
					QCL	DF		
RADIONUCLIDES - SUSPENDED								
Thorium 230	0.0	pCi/L	U	0.2		1	E907.0	08/04/08 22:05/eli-c
Thorium 230 precision (±)	0.08	pCi/L				1	E907.0	08/04/08 22:05/eli-c
RADIONUCLIDES - TOTAL								
Radon 222	824	pCi/L		100		1	D5072-92	07/16/08 18:45/eli-c
Radon 222 precision (±)	57.9	pCi/L				1	D5072-92	07/16/08 18:45/eli-c
TOTAL METALS ANALYSES								
Antimony	ND	mg/L		0.003		10	E200.8	07/30/08 02:30/eli-c
Arsenic	0.027	mg/L		0.001		10	E200.8	07/31/08 14:30/eli-c
Barium	ND	mg/L		0.1		2	E200.7	07/24/08 20:42/eli-c
Beryllium	ND	mg/L		0.001		10	E200.8	07/30/08 02:30/eli-c
Boron	ND	mg/L		0.1		2	E200.7	07/24/08 20:42/eli-c
Cadmium	ND	mg/L		0.005		10	E200.8	07/30/08 02:30/eli-c
Chromium	ND	mg/L		0.05		2	E200.7	07/24/08 20:42/eli-c
Copper	ND	mg/L		0.01		2	E200.7	07/24/08 20:42/eli-c
Iron	0.91	mg/L		0.03		2	E200.7	07/24/08 20:42/eli-c
Lead	ND	mg/L		0.001		10	E200.8	07/30/08 02:30/eli-c
Manganese	0.19	mg/L		0.01		2	E200.7	07/24/08 20:42/eli-c
Mercury	ND	mg/L		0.0002		1	E245.1	07/23/08 15:17/eli-b
Molybdenum	ND	mg/L		0.1		2	E200.7	07/24/08 20:42/eli-c
Nickel	ND	mg/L		0.05		2	E200.7	07/24/08 20:42/eli-c
Selenium	ND	mg/L	D	0.002		10	E200.8	07/30/08 02:30/eli-c
Silver	ND	mg/L		0.005		10	E200.8	07/31/08 14:30/eli-c
Strontium	1.6	mg/L		0.1		2	E200.7	07/24/08 20:42/eli-c
Thallium	ND	mg/L		0.001		10	E200.8	07/30/08 02:30/eli-c
Uranium	0.0054	mg/L		0.0003		10	E200.8	07/30/08 02:30/eli-c
Zinc	ND	mg/L		0.01		2	E200.7	07/24/08 20:42/eli-c
DATA QUALITY								
A/C Balance (± 5)	4.15	%				1	A1030 E	09/29/08 00:00/jmh
Anions	13.9	meq/L				1	A1030 E	09/29/08 00:00/jmh
Cations	15.1	meq/L				1	A1030 E	09/29/08 00:00/jmh
Solids, Total Dissolved Calculated	918	mg/L				1	A1030 E	09/29/08 00:00/jmh
TDS Balance (0.80 - 1.20)	1.03					1	A1030 E	09/29/08 00:00/jmh

Report RL - Analyte reporting limit.
Definitions: QCL - Quality control limit.
MDC - Minimum detectable concentration
U - Not detected at minimum detectable concentration

MCL - Maximum contaminant level.
ND - Not detected at the reporting limit.
D - RL increased due to sample matrix interference.

Page 3 of 33



LABORATORY ANALYTICAL REPORT

Client: RESPEC Inc
Project: Edgemont
Lab ID: R08070244-002
Client Sample ID: DewBurd GW615

Report Date: 10/03/08
Collection Date: 07/14/08 11:50
Date Received: 07/15/08
Matrix: AQUEOUS

Analyses	Result	Units	Qual	RL	MCL/		Method	Analysis Date / By
					QCL	DF		
MAJOR IONS								
Alkalinity, Total as CaCO3	138	mg/L		5		1	A2320 B	07/15/08 18:26/mb
Carbonate as CO3	ND	mg/L		5		1	A2320 B	07/15/08 18:26/mb
Bicarbonate as HCO3	168	mg/L		5		1	A2320 B	07/15/08 18:26/mb
Calcium	71.8	mg/L		0.5		1	E200.7	07/21/08 21:19/eli-c
Chloride	5	mg/L		1		1	E300.0	07/16/08 14:08/jmh
Fluoride	0.6	mg/L		0.1		1	E300.0	07/16/08 14:08/jmh
Magnesium	21.7	mg/L		0.5		1	E200.8	07/24/08 04:06/eli-c
Nitrogen, Ammonia as N	ND	mg/L		0.1		1	A4500-NH3 G	07/17/08 16:24/jmh
Nitrogen, Nitrate as N	ND	mg/L		0.1		1	E300.0	07/16/08 14:08/jmh
Nitrogen, Nitrite as N	ND	mg/L		0.1		1	E300.0	07/16/08 14:08/jmh
Potassium	11.7	mg/L		0.5		1	E200.7	07/21/08 21:19/eli-c
Silica	2.0	mg/L		0.5		1	E200.7	07/21/08 21:19/eli-c
Sodium	142	mg/L		0.5		1	E200.7	07/21/08 21:19/eli-c
Sulfate	430	mg/L	D	3		50	E300.0	07/16/08 13:51/jmh
PHYSICAL PROPERTIES								
Conductivity @ 25 C	1090	umhos/cm		5.0		1	A2510 B	07/17/08 10:24/tb
Oxidation-Reduction Potential	130	mV				1	A2580 B	07/16/08 00:00/kh
pH	7.29	s.u.		0.01		1	A4500-H B	07/16/08 16:03/tb
Sodium Adsorption Ratio (SAR)	3.8	unitless		0.10		1	Calculation	09/29/08 11:40/ADM
Solids, Total Dissolved TDS @ 180 C	710	mg/L		5		1	A2540 C	07/17/08 17:26/mb
METALS - DISSOLVED								
Aluminum	ND	mg/L		0.1		1	E200.8	07/24/08 04:06/eli-c
Arsenic	0.018	mg/L		0.001		1	E200.8	07/25/08 23:53/eli-c
Barium	ND	mg/L		0.1		1	E200.8	07/25/08 23:53/eli-c
Boron	ND	mg/L		0.1		2	E200.7	09/11/08 15:43/eli-c
Cadmium	ND	mg/L		0.005		1	E200.8	07/25/08 23:53/eli-c
Chromium	ND	mg/L		0.05		1	E200.8	07/25/08 23:53/eli-c
Copper	ND	mg/L		0.01		1	E200.8	07/30/08 18:55/eli-c
Iron	0.54	mg/L		0.03		1	E200.8	07/25/08 23:53/eli-c
Lead	ND	mg/L		0.001		1	E200.8	07/25/08 23:53/eli-c
Manganese	0.07	mg/L		0.01		1	E200.8	07/25/08 23:53/eli-c
Mercury	ND	mg/L		0.001		1	E200.8	07/24/08 04:06/eli-c
Molybdenum	ND	mg/L		0.1		1	E200.7	07/21/08 21:19/eli-c
Nickel	ND	mg/L		0.05		1	E200.8	07/25/08 23:53/eli-c
Selenium	ND	mg/L		0.001		1	A3114 B	07/28/08 15:58/eli-c
Silver	ND	mg/L		0.005		1	E200.8	07/25/08 23:53/eli-c
Thorium 232	ND	mg/L		0.005		1	E200.8	07/25/08 23:53/eli-c

Report RL - Analyte reporting limit.
Definitions: QCL - Quality control limit.
MDC - Minimum detectable concentration

MCL - Maximum contaminant level.
ND - Not detected at the reporting limit.
D - RL increased due to sample matrix interference.

Page 4 of 33



LABORATORY ANALYTICAL REPORT

Client: RESPEC Inc
Project: Edgemont
Lab ID: R08070244-002
Client Sample ID: DewBurd GW615

Report Date: 10/03/08
Collection Date: 07/14/08 11:50
Date Received: 07/15/08
Matrix: AQUEOUS

Analyses	Result	Units	Qual	RL	MCL/ QCL	DF	Method	Analysis Date / By
METALS - DISSOLVED								
Uranium	0.0025	mg/L		0.0003		1	E200.8	07/30/08 18:55/eli-c
Vanadium	ND	mg/L		0.1		1	E200.8	07/25/08 23:53/eli-c
Zinc	ND	mg/L		0.01		1	E200.8	07/30/08 18:55/eli-c
METALS - SUSPENDED								
Uranium	ND	mg/L		0.0003		1	E200.8	07/27/08 04:05/eli-c
METALS - SPECIATED								
Selenium-IV	ND	mg/L		0.001		1	A3114 B	07/28/08 13:44/eli-c
Selenium-VI	ND	mg/L		0.001		1	A3114 B	07/28/08 16:34/eli-c
RADIONUCLIDES - DISSOLVED								
Gross Alpha	15.3	pCi/L				1	E900.0	09/04/08 06:47/eli-c
Gross Alpha precision (±)	2.8	pCi/L				1	E900.0	09/04/08 06:47/eli-c
Gross Alpha MDC	2.8	pCi/L				1	E900.0	09/04/08 06:47/eli-c
Gross Beta	7.0	pCi/L				1	E900.0	09/04/08 06:47/eli-c
Gross Beta precision (±)	1.8	pCi/L				1	E900.0	09/04/08 06:47/eli-c
Gross Beta MDC	2.9	pCi/L				1	E900.0	09/04/08 06:47/eli-c
Lead 210	-0.8	pCi/L	U			1	E909.0M	07/25/08 11:45/eli-c
Lead 210 precision (±)	5.5	pCi/L				1	E909.0M	07/25/08 11:45/eli-c
Lead 210 MDC	9.2	pCi/L				1	E909.0M	07/25/08 11:45/eli-c
Polonium 210	0.0	pCi/L	U	1.0		1	RMO-3008	08/06/08 15:43/eli-c
Polonium 210 precision (±)	0.45	pCi/L				1	RMO-3008	08/06/08 15:43/eli-c
Radium 226	1.2	pCi/L				1	E903.0	08/12/08 13:16/eli-c
Radium 226 precision (±)	0.3	pCi/L				1	E903.0	08/12/08 13:16/eli-c
Thorium 230	0.0	pCi/L	U	0.2		1	E907.0	08/13/08 12:43/eli-c
Thorium 230 precision (±)	0.1	pCi/L				1	E907.0	08/13/08 12:43/eli-c
Gross Gamma	0.0	pCi/L	U	20		1	E901.1	07/17/08 13:12/eli-c
Gross Gamma precision (±)	20	pCi/L				1	E901.1	07/17/08 13:12/eli-c
RADIONUCLIDES - SUSPENDED								
Lead 210	-2	pCi/L	U			1	E909.0M	07/29/08 09:30/eli-c
Lead 210 precision (±)	12.7	pCi/L				1	E909.0M	07/29/08 09:30/eli-c
Lead 210 MDC	21.4	pCi/L				1	E909.0M	07/29/08 09:30/eli-c
Polonium 210	0.0	pCi/L	U	1.0		1	RMO-3008	07/31/08 14:15/eli-c
Polonium 210 precision (±)	0.26	pCi/L				1	RMO-3008	07/31/08 14:15/eli-c
Radium 226	-0.4	pCi/L	U			1	E903.0	08/06/08 15:36/eli-c
Radium 226 precision (±)	0.2	pCi/L				1	E903.0	08/06/08 15:36/eli-c
Radium 226 MDC	0.6	pCi/L				1	E903.0	08/06/08 15:36/eli-c

Report RL - Analyte reporting limit.
Definitions: QCL - Quality control limit.
MDC - Minimum detectable concentration

MCL - Maximum contaminant level.
ND - Not detected at the reporting limit.
U - Not detected at minimum detectable concentration

Page 5 of 33



LABORATORY ANALYTICAL REPORT

Client: RESPEC Inc
Project: Edgemont
Lab ID: R08070244-002
Client Sample ID: DewBurd GW615

Report Date: 10/03/08
Collection Date: 07/14/08 11:50
Date Received: 07/15/08
Matrix: AQUEOUS

Analyses	Result	Units	Qual	RL	MCL/		Method	Analysis Date / By
					QCL	DF		
RADIONUCLIDES - SUSPENDED								
Thorium 230	0.1	pCi/L		0.2		1	E907.0	08/04/08 22:05/eli-c
Thorium 230 precision (±)	0.1	pCi/L				1	E907.0	08/04/08 22:05/eli-c
RADIONUCLIDES - TOTAL								
Radon 222	1420	pCi/L		100		1	D5072-92	07/16/08 18:45/eli-c
Radon 222 precision (±)	65.0	pCi/L				1	D5072-92	07/16/08 18:45/eli-c
TOTAL METALS ANALYSES								
Antimony	0.003	mg/L		0.003		10	E200.8	07/30/08 04:05/eli-c
Arsenic	0.023	mg/L		0.001		10	E200.8	07/30/08 04:05/eli-c
Barium	ND	mg/L		0.1		2	E200.7	07/24/08 23:52/eli-c
Beryllium	ND	mg/L		0.001		10	E200.8	07/30/08 04:05/eli-c
Boron	0.1	mg/L		0.1		2	E200.7	07/24/08 23:52/eli-c
Cadmium	ND	mg/L		0.005		10	E200.8	07/30/08 04:05/eli-c
Chromium	ND	mg/L		0.05		2	E200.7	07/24/08 23:52/eli-c
Copper	ND	mg/L		0.01		2	E200.7	07/24/08 23:52/eli-c
Iron	1.52	mg/L		0.03		2	E200.7	07/24/08 23:52/eli-c
Lead	ND	mg/L		0.001		10	E200.8	07/30/08 04:05/eli-c
Manganese	0.07	mg/L		0.01		2	E200.7	07/24/08 23:52/eli-c
Mercury	ND	mg/L		0.0002		1	E245.1	07/23/08 15:19/eli-b
Molybdenum	ND	mg/L		0.1		2	E200.7	07/24/08 23:52/eli-c
Nickel	ND	mg/L		0.05		2	E200.7	07/24/08 23:52/eli-c
Selenium	0.003	mg/L	D	0.002		10	E200.8	07/30/08 04:05/eli-c
Silver	ND	mg/L		0.005		10	E200.8	07/31/08 14:37/eli-c
Strontium	1.4	mg/L		0.1		2	E200.7	07/24/08 23:52/eli-c
Thallium	ND	mg/L		0.001		10	E200.8	07/30/08 04:05/eli-c
Uranium	0.0025	mg/L		0.0003		10	E200.8	07/31/08 14:37/eli-c
Zinc	ND	mg/L		0.01		2	E200.7	07/24/08 23:52/eli-c
DATA QUALITY								
A/C Balance (± 5)	-0.0400	%				1	A1030 E	09/29/08 00:00/jmh
Anions	11.9	meq/L				1	A1030 E	09/29/08 00:00/jmh
Cations	11.9	meq/L				1	A1030 E	09/29/08 00:00/jmh
Solids, Total Dissolved Calculated	771	mg/L				1	A1030 E	09/29/08 00:00/jmh
TDS Balance (0.80 - 1.20)	0.930					1	A1030 E	09/29/08 00:00/jmh

Report RL - Analyte reporting limit.
Definitions: QCL - Quality control limit.
MDC - Minimum detectable concentration

MCL - Maximum contaminant level.
ND - Not detected at the reporting limit.
D - RL increased due to sample matrix interference.

Page 6 of 33



LABORATORY ANALYTICAL REPORT

Client: RESPEC Inc
Project: Edgemont
Lab ID: R08070244-003
Client Sample ID: DewBurd GW695

Report Date: 10/03/08
Collection Date: 07/14/08 13:42
Date Received: 07/15/08
Matrix: AQUEOUS

Analyses	Result	Units	Qual	RL	MCL/ QCL	DF	Method	Analysis Date / By
MAJOR IONS								
Alkalinity, Total as CaCO ₃	174	mg/L		5		1	A2320 B	07/15/08 18:28/mb
Carbonate as CO ₃	ND	mg/L		5		1	A2320 B	07/15/08 18:28/mb
Bicarbonate as HCO ₃	212	mg/L		5		1	A2320 B	07/15/08 18:28/mb
Calcium	48.0	mg/L		0.5		1	E200.7	07/21/08 21:24/eli-c
Chloride	12	mg/L		1		1	E300.0	07/16/08 14:40/jmh
Fluoride	0.5	mg/L		0.1		1	E300.0	07/16/08 14:40/jmh
Magnesium	17.8	mg/L		0.5		1	E200.8	07/24/08 04:12/eli-c
Nitrogen, Ammonia as N	0.2	mg/L		0.1		1	A4500-NH ₃ G	07/17/08 16:25/jmh
Nitrogen, Nitrate as N	ND	mg/L		0.1		1	E300.0	07/16/08 14:40/jmh
Nitrogen, Nitrite as N	ND	mg/L		0.1		1	E300.0	07/16/08 14:40/jmh
Potassium	12.4	mg/L		0.5		1	E200.7	07/21/08 21:24/eli-c
Silica	1.9	mg/L		0.5		1	E200.7	07/21/08 21:24/eli-c
Sodium	258	mg/L		0.5		1	E200.7	07/21/08 21:24/eli-c
Sulfate	534	mg/L	D	3		50	E300.0	07/16/08 14:24/jmh
PHYSICAL PROPERTIES								
Conductivity @ 25 C	1450	umhos/cm		5.0		1	A2510 B	07/17/08 10:25/tb
Oxidation-Reduction Potential	150	mV				1	A2580 B	07/16/08 00:00/kh
pH	7.98	s.u.		0.01		1	A4500-H B	07/16/08 16:03/tb
Sodium Adsorption Ratio (SAR)	8.1	unitless		0.10		1	Calculation	09/29/08 11:40/ADM
Solids, Total Dissolved TDS @ 180 C	950	mg/L		5		1	A2540 C	07/17/08 17:28/mb
METALS - DISSOLVED								
Aluminum	ND	mg/L		0.1		1	E200.8	07/24/08 04:12/eli-c
Arsenic	ND	mg/L		0.001		1	E200.8	07/26/08 00:00/eli-c
Barium	ND	mg/L		0.1		1	E200.8	07/26/08 00:00/eli-c
Boron	ND	mg/L		0.1		2	E200.7	09/11/08 15:55/eli-c
Cadmium	ND	mg/L		0.005		1	E200.8	07/26/08 00:00/eli-c
Chromium	ND	mg/L		0.05		1	E200.8	07/26/08 00:00/eli-c
Copper	ND	mg/L		0.01		1	E200.8	07/26/08 00:00/eli-c
Iron	ND	mg/L		0.03		2	E200.7	07/28/08 16:41/eli-c
Lead	ND	mg/L		0.001		1	E200.8	07/24/08 04:12/eli-c
Manganese	0.08	mg/L		0.01		1	E200.8	07/26/08 00:00/eli-c
Mercury	ND	mg/L		0.001		1	E200.8	07/24/08 04:12/eli-c
Molybdenum	ND	mg/L		0.1		1	E200.8	07/26/08 00:00/eli-c
Nickel	ND	mg/L		0.05		1	E200.8	07/26/08 00:00/eli-c
Selenium	ND	mg/L		0.001		1	A3114 B	07/28/08 16:00/eli-c
Silver	ND	mg/L		0.005		1	E200.8	07/26/08 00:00/eli-c
Thorium 232	ND	mg/L		0.005		1	E200.8	07/24/08 04:12/eli-c

Report RL - Analyte reporting limit.
Definitions: QCL - Quality control limit.
MDC - Minimum detectable concentration

MCL - Maximum contaminant level.
ND - Not detected at the reporting limit.
D - RL increased due to sample matrix interference.

Page 7 of 33



LABORATORY ANALYTICAL REPORT

Client: RESPEC Inc
Project: Edgemont
Lab ID: R08070244-003
Client Sample ID: DewBurd GW695

Report Date: 10/03/08
Collection Date: 07/14/08 13:42
Date Received: 07/15/08
Matrix: AQUEOUS

Analyses	Result	Units	Qual	RL	MCL/	DF	Method	Analysis Date / By
					QCL			
METALS - DISSOLVED								
Uranium	0.0028	mg/L		0.0003		1	E200.8	07/24/08 04:12/eli-c
Vanadium	ND	mg/L		0.1		1	E200.8	07/26/08 00:00/eli-c
Zinc	ND	mg/L		0.01		1	E200.8	07/26/08 00:00/eli-c
METALS - SUSPENDED								
Uranium	ND	mg/L		0.0003		1	E200.8	07/27/08 04:22/eli-c
METALS - SPECIATED								
Selenium-IV	ND	mg/L		0.001		1	A3114 B	07/28/08 13:47/eli-c
Selenium-VI	ND	mg/L		0.001		1	A3114 B	07/28/08 16:34/eli-c
RADIONUCLIDES - DISSOLVED								
Gross Alpha	28.2	pCi/L				1	E900.0	09/04/08 06:47/eli-c
Gross Alpha precision (±)	4.2	pCi/L				1	E900.0	09/04/08 06:47/eli-c
Gross Alpha MDC	3.9	pCi/L				1	E900.0	09/04/08 06:47/eli-c
Gross Beta	7.7	pCi/L				1	E900.0	09/04/08 06:47/eli-c
Gross Beta precision (±)	2.4	pCi/L				1	E900.0	09/04/08 06:47/eli-c
Gross Beta MDC	3.9	pCi/L				1	E900.0	09/04/08 06:47/eli-c
Lead 210	-2	pCi/L	U			1	E909.0M	07/25/08 11:45/eli-c
Lead 210 precision (±)	5.5	pCi/L				1	E909.0M	07/25/08 11:45/eli-c
Lead 210 MDC	9.2	pCi/L				1	E909.0M	07/25/08 11:45/eli-c
Polonium 210	-0.1	pCi/L	U	1.0		1	RMO-3008	08/06/08 15:43/eli-c
Polonium 210 precision (±)	0.49	pCi/L				1	RMO-3008	08/06/08 15:43/eli-c
Radium 226	4.7	pCi/L				1	E903.0	08/12/08 13:16/eli-c
Radium 226 precision (±)	0.5	pCi/L				1	E903.0	08/12/08 13:16/eli-c
Thorium 230	0.0	pCi/L	U	0.2		1	E907.0	08/13/08 12:43/eli-c
Thorium 230 precision (±)	0.09	pCi/L				1	E907.0	08/13/08 12:43/eli-c
Gross Gamma	0.0	pCi/L	U	20		1	E901.1	07/17/08 13:12/eli-c
Gross Gamma precision (±)	20	pCi/L				1	E901.1	07/17/08 13:12/eli-c
RADIONUCLIDES - SUSPENDED								
Lead 210	-5	pCi/L	U			1	E909.0M	07/29/08 09:30/eli-c
Lead 210 precision (±)	12.7	pCi/L				1	E909.0M	07/29/08 09:30/eli-c
Lead 210 MDC	21.4	pCi/L				1	E909.0M	07/29/08 09:30/eli-c
Polonium 210	0.2	pCi/L	U	1.0		1	RMO-3008	07/31/08 14:15/eli-c
Polonium 210 precision (±)	0.35	pCi/L				1	RMO-3008	07/31/08 14:15/eli-c
Radium 226	-0.4	pCi/L	U			1	E903.0	08/06/08 15:36/eli-c
Radium 226 precision (±)	0.2	pCi/L				1	E903.0	08/06/08 15:36/eli-c
Radium 226 MDC	0.6	pCi/L				1	E903.0	08/06/08 15:36/eli-c

Report RL - Analyte reporting limit.
Definitions: QCL - Quality control limit.
MDC - Minimum detectable concentration

MCL - Maximum contaminant level.
ND - Not detected at the reporting limit.
U - Not detected at minimum detectable concentration

Page 8 of 33



LABORATORY ANALYTICAL REPORT

Client: RESPEC Inc
Project: Edgemont
Lab ID: R08070244-003
Client Sample ID: DewBurd GW695

Report Date: 10/03/08
Collection Date: 07/14/08 13:42
Date Received: 07/15/08
Matrix: AQUEOUS

Analyses	Result	Units	Qual	RL	MCL/		Method	Analysis Date / By
					QCL	DF		
RADIONUCLIDES - SUSPENDED								
Thorium 230	0.0	pCi/L	U	0.2		1	E907.0	08/05/08 12:51/eli-c
Thorium 230 precision (±)	0.2	pCi/L				1	E907.0	08/05/08 12:51/eli-c
RADIONUCLIDES - TOTAL								
Radon 222	1490	pCi/L		100		1	D5072-92	07/16/08 18:45/eli-c
Radon 222 precision (±)	65.0	pCi/L				1	D5072-92	07/16/08 18:45/eli-c
TOTAL METALS ANALYSES								
Antimony	ND	mg/L		0.003		10	E200.8	07/30/08 04:12/eli-c
Arsenic	0.004	mg/L		0.002		10	E200.8	07/30/08 04:12/eli-c
Barium	ND	mg/L		0.1		2	E200.7	07/24/08 23:56/eli-c
Beryllium	ND	mg/L		0.001		10	E200.8	07/30/08 04:12/eli-c
Boron	0.1	mg/L		0.1		2	E200.7	07/24/08 23:56/eli-c
Cadmium	ND	mg/L		0.005		10	E200.8	07/30/08 04:12/eli-c
Chromium	ND	mg/L		0.05		2	E200.7	07/24/08 23:56/eli-c
Copper	ND	mg/L		0.01		2	E200.7	07/24/08 23:56/eli-c
Iron	0.16	mg/L		0.03		2	E200.7	07/24/08 23:56/eli-c
Lead	ND	mg/L		0.001		10	E200.8	07/30/08 04:12/eli-c
Manganese	0.09	mg/L		0.01		2	E200.7	07/24/08 23:56/eli-c
Mercury	ND	mg/L		0.0002		1	E245.1	07/23/08 15:22/eli-b
Molybdenum	ND	mg/L		0.1		2	E200.7	07/24/08 23:56/eli-c
Nickel	ND	mg/L		0.05		2	E200.7	07/24/08 23:56/eli-c
Selenium	0.004	mg/L	D	0.002		10	E200.8	07/30/08 04:12/eli-c
Silver	ND	mg/L		0.005		10	E200.8	07/31/08 14:43/eli-c
Strontium	1.0	mg/L		0.1		2	E200.7	07/24/08 23:56/eli-c
Thallium	ND	mg/L		0.001		10	E200.8	07/30/08 04:12/eli-c
Uranium	0.0031	mg/L		0.0003		10	E200.8	07/31/08 14:43/eli-c
Zinc	ND	mg/L		0.01		2	E200.7	07/24/08 23:56/eli-c
DATA QUALITY								
A/C Balance (± 5)	1.44	%				1	A1030 E	09/29/08 00:00/jmh
Anions	15.0	meq/L				1	A1030 E	09/29/08 00:00/jmh
Cations	15.4	meq/L				1	A1030 E	09/29/08 00:00/jmh
Solids, Total Dissolved Calculated	991	mg/L				1	A1030 E	09/29/08 00:00/jmh
TDS Balance (0.80 - 1.20)	0.960					1	A1030 E	09/29/08 00:00/jmh

Report RL - Analyte reporting limit.

Definitions: QCL - Quality control limit.

MDC - Minimum detectable concentration

U - Not detected at minimum detectable concentration

MCL - Maximum contaminant level.

ND - Not detected at the reporting limit.

D - RL increased due to sample matrix interference.

Page 9 of 33



LABORATORY ANALYTICAL REPORT

Client: RESPEC Inc
Project: Edgemont
Lab ID: R08070244-004
Client Sample ID: DewBurd GW696

Report Date: 10/03/08
Collection Date: 07/14/08 15:10
Date Received: 07/15/08
Matrix: AQUEOUS

Analyses	Result	Units	Qual	RL	MCL/		Method	Analysis Date / By
					QCL	DF		
MAJOR IONS								
Alkalinity, Total as CaCO3	180	mg/L		5		1	A2320 B	07/15/08 18:51/mb
Carbonate as CO3	ND	mg/L		5		1	A2320 B	07/15/08 18:51/mb
Bicarbonate as HCO3	219	mg/L		5		1	A2320 B	07/15/08 18:51/mb
Calcium	28.8	mg/L		0.5		1	E200.7	07/21/08 21:36/eli-c
Chloride	13	mg/L		1		1	E300.0	07/16/08 15:13/jmh
Fluoride	0.5	mg/L		0.1		1	E300.0	07/16/08 15:13/jmh
Magnesium	10.2	mg/L		0.5		1	E200.8	07/24/08 04:19/eli-c
Nitrogen, Ammonia as N	0.4	mg/L		0.1		1	A4500-NH3 G	07/17/08 16:26/jmh
Nitrogen, Nitrate as N	ND	mg/L		0.1		1	E300.0	07/16/08 15:13/jmh
Nitrogen, Nitrite as N	ND	mg/L		0.1		1	E300.0	07/16/08 15:13/jmh
Potassium	13.4	mg/L		0.5		1	E200.7	07/21/08 21:36/eli-c
Silica	2.1	mg/L		0.5		1	E200.7	07/21/08 21:36/eli-c
Sodium	291	mg/L		0.5		1	E200.7	07/21/08 21:36/eli-c
Sulfate	526	mg/L	D	3		50	E300.0	07/16/08 14:57/jmh
PHYSICAL PROPERTIES								
Conductivity @ 25 C	1350	umhos/cm		5.0		1	A2510 B	07/17/08 10:26/tb
Oxidation-Reduction Potential	100	mV				1	A2580 B	07/16/08 00:00/kh
pH	8.19	s.u.		0.01		1	A4500-H B	07/16/08 16:03/tb
Sodium Adsorption Ratio (SAR)	12	unitless		0.10		1	Calculation	09/29/08 11:40/ADM
Solids, Total Dissolved TDS @ 180 C	930	mg/L		5		1	A2540 C	07/17/08 17:29/mb
METALS - DISSOLVED								
Aluminum	ND	mg/L		0.1		1	E200.8	07/24/08 04:19/eli-c
Arsenic	ND	mg/L		0.001		1	E200.8	07/26/08 00:07/eli-c
Barium	ND	mg/L		0.1		1	E200.8	07/26/08 00:07/eli-c
Boron	ND	mg/L		0.1		2	E200.7	09/11/08 16:03/eli-c
Cadmium	ND	mg/L		0.005		1	E200.8	07/26/08 00:07/eli-c
Chromium	ND	mg/L		0.05		1	E200.8	07/26/08 00:07/eli-c
Copper	ND	mg/L		0.01		1	E200.8	07/26/08 00:07/eli-c
Iron	0.08	mg/L		0.03		2	E200.7	09/11/08 16:03/eli-c
Lead	ND	mg/L		0.001		1	E200.8	07/24/08 04:19/eli-c
Manganese	0.06	mg/L		0.01		1	E200.8	07/24/08 04:19/eli-c
Mercury	ND	mg/L		0.001		1	E200.8	07/24/08 04:19/eli-c
Molybdenum	ND	mg/L		0.1		1	E200.8	07/26/08 00:07/eli-c
Nickel	ND	mg/L		0.05		1	E200.8	07/26/08 00:07/eli-c
Selenium	ND	mg/L		0.001		1	A3114 B	07/28/08 16:02/eli-c
Silver	ND	mg/L		0.005		1	E200.8	07/26/08 00:07/eli-c
Thorium 232	ND	mg/L		0.005		1	E200.8	07/24/08 04:19/eli-c

Report RL - Analyte reporting limit.
Definitions: QCL - Quality control limit.
MDC - Minimum detectable concentration

MCL - Maximum contaminant level.
ND - Not detected at the reporting limit.
D - RL increased due to sample matrix interference.

Page 10 of 33



LABORATORY ANALYTICAL REPORT

Client: RESPEC Inc
Project: Edgemont
Lab ID: R08070244-004
Client Sample ID: DewBurd GW696

Report Date: 10/03/08
Collection Date: 07/14/08 15:10
Date Received: 07/15/08
Matrix: AQUEOUS

Analyses	Result	Units	Qual	RL	MCL/		Method	Analysis Date / By
					QCL	DF		
METALS - DISSOLVED								
Uranium	ND	mg/L		0.0003		1	E200.8	07/24/08 04:19/eli-c
Vanadium	ND	mg/L		0.1		1	E200.8	07/26/08 00:07/eli-c
Zinc	ND	mg/L		0.01		1	E200.8	07/28/08 17:06/eli-c
METALS - SUSPENDED								
Uranium	ND	mg/L		0.0003		1	E200.8	07/27/08 04:26/eli-c
METALS - SPECIATED								
Selenium-IV	ND	mg/L		0.001		1	A3114 B	07/28/08 13:49/eli-c
Selenium-VI	ND	mg/L		0.001		1	A3114 B	07/28/08 16:34/eli-c
RADIONUCLIDES - DISSOLVED								
Gross Alpha	4.0	pCi/L				1	E900.0	09/04/08 06:47/eli-c
Gross Alpha precision (±)	2.6	pCi/L				1	E900.0	09/04/08 06:47/eli-c
Gross Alpha MDC	3.8	pCi/L				1	E900.0	09/04/08 06:47/eli-c
Gross Beta	3.7	pCi/L	U			1	E900.0	09/04/08 06:47/eli-c
Gross Beta precision (±)	2.4	pCi/L				1	E900.0	09/04/08 06:47/eli-c
Gross Beta MDC	3.9	pCi/L				1	E900.0	09/04/08 06:47/eli-c
Lead 210	-3	pCi/L	U			1	E909.0M	07/25/08 11:45/eli-c
Lead 210 precision (±)	5.5	pCi/L				1	E909.0M	07/25/08 11:45/eli-c
Lead 210 MDC	9.2	pCi/L				1	E909.0M	07/25/08 11:45/eli-c
Polonium 210	-0.1	pCi/L	U	1.0		1	RMO-3008	08/06/08 15:43/eli-c
Polonium 210 precision (±)	0.43	pCi/L				1	RMO-3008	08/06/08 15:43/eli-c
Radium 226	0.4	pCi/L				1	E903.0	08/12/08 13:16/eli-c
Radium 226 precision (±)	0.2	pCi/L				1	E903.0	08/12/08 13:16/eli-c
Thorium 230	0.0	pCi/L	U	0.2		1	E907.0	08/13/08 12:43/eli-c
Thorium 230 precision (±)	0.1	pCi/L				1	E907.0	08/13/08 12:43/eli-c
Gross Gamma	0.0	pCi/L	U	20		1	E901.1	07/17/08 13:12/eli-c
Gross Gamma precision (±)	20	pCi/L				1	E901.1	07/17/08 13:12/eli-c
RADIONUCLIDES - SUSPENDED								
Lead 210	1.1	pCi/L	U			1	E909.0M	07/29/08 09:30/eli-c
Lead 210 precision (±)	12.8	pCi/L				1	E909.0M	07/29/08 09:30/eli-c
Lead 210 MDC	21.4	pCi/L				1	E909.0M	07/29/08 09:30/eli-c
Polonium 210	0.0	pCi/L	U	1.0		1	RMO-3008	07/31/08 14:15/eli-c
Polonium 210 precision (±)	0.17	pCi/L				1	RMO-3008	07/31/08 14:15/eli-c
Radium 226	-0.4	pCi/L	U			1	E903.0	08/06/08 15:36/eli-c
Radium 226 precision (±)	0.2	pCi/L				1	E903.0	08/06/08 15:36/eli-c
Radium 226 MDC	0.6	pCi/L				1	E903.0	08/06/08 15:36/eli-c

Report RL - Analyte reporting limit.
Definitions: QCL - Quality control limit.
MDC - Minimum detectable concentration

MCL - Maximum contaminant level.
ND - Not detected at the reporting limit.
U - Not detected at minimum detectable concentration

Page 11 of 33



LABORATORY ANALYTICAL REPORT

Client: RESPEC Inc
Project: Edgemont
Lab ID: R08070244-004
Client Sample ID: DewBurd GW696

Report Date: 10/03/08
Collection Date: 07/14/08 15:10
Date Received: 07/15/08
Matrix: AQUEOUS

Analyses	Result	Units	Qual	RL	MCL/		Method	Analysis Date / By
					QCL	DF		
RADIONUCLIDES - SUSPENDED								
Thorium 230	0.0	pCi/L	U	0.2		1	E907.0	08/05/08 12:51/eli-c
Thorium 230 precision (±)	0.2	pCi/L				1	E907.0	08/05/08 12:51/eli-c
RADIONUCLIDES - TOTAL								
Radon 222	228	pCi/L		100		1	D5072-92	07/16/08 18:45/eli-c
Radon 222 precision (±)	49.3	pCi/L				1	D5072-92	07/16/08 18:45/eli-c
TOTAL METALS ANALYSES								
Antimony	ND	mg/L		0.003		10	E200.8	07/30/08 04:18/eli-c
Arsenic	0.003	mg/L		0.002		10	E200.8	07/30/08 04:18/eli-c
Barium	ND	mg/L		0.1		2	E200.7	07/25/08 00:00/eli-c
Beryllium	ND	mg/L		0.001		10	E200.8	07/31/08 14:50/eli-c
Boron	ND	mg/L		0.1		2	E200.7	07/25/08 00:00/eli-c
Cadmium	ND	mg/L		0.005		10	E200.8	07/30/08 04:18/eli-c
Chromium	ND	mg/L		0.05		2	E200.7	07/25/08 00:00/eli-c
Copper	ND	mg/L		0.01		2	E200.7	07/25/08 00:00/eli-c
Iron	0.14	mg/L		0.03		2	E200.7	07/25/08 00:00/eli-c
Lead	ND	mg/L		0.001		10	E200.8	07/30/08 04:18/eli-c
Manganese	0.07	mg/L		0.01		2	E200.7	07/25/08 00:00/eli-c
Mercury	ND	mg/L		0.0002		1	E245.1	07/23/08 15:24/eli-b
Molybdenum	ND	mg/L		0.1		2	E200.7	07/25/08 00:00/eli-c
Nickel	ND	mg/L		0.05		2	E200.7	07/25/08 00:00/eli-c
Selenium	ND	mg/L	D	0.002		10	E200.8	07/30/08 04:18/eli-c
Silver	ND	mg/L		0.005		10	E200.8	07/31/08 14:50/eli-c
Strontium	0.8	mg/L		0.1		2	E200.7	07/25/08 00:00/eli-c
Thallium	ND	mg/L		0.001		10	E200.8	07/30/08 04:18/eli-c
Uranium	ND	mg/L		0.0003		10	E200.8	07/30/08 04:18/eli-c
Zinc	ND	mg/L		0.01		2	E200.7	07/25/08 00:00/eli-c
DATA QUALITY								
A/C Balance (± 5)	1.30	%				1	A1030 E	09/29/08 00:00/jmh
Anions	14.9	meq/L				1	A1030 E	09/29/08 00:00/jmh
Cations	15.3	meq/L				1	A1030 E	09/29/08 00:00/jmh
Solids, Total Dissolved Calculated	996	mg/L				1	A1030 E	09/29/08 00:00/jmh
TDS Balance (0.80 - 1.20)	0.930					1	A1030 E	09/29/08 00:00/jmh

Report RL - Analyte reporting limit.
Definitions: QCL - Quality control limit.
MDC - Minimum detectable concentration
U - Not detected at minimum detectable concentration

MCL - Maximum contaminant level.
ND - Not detected at the reporting limit.
D - RL increased due to sample matrix interference.

Page 12 of 33



LABORATORY ANALYTICAL REPORT

Client: RESPEC Inc
Project: Edgemont
Lab ID: R08070244-005
Client Sample ID: DewBurd GW694

Report Date: 10/03/08
Collection Date: 07/14/08 15:30
Date Received: 07/15/08
Matrix: AQUEOUS

Analyses	Result	Units	Qual	RL	MCL/ QCL	DF	Method	Analysis Date / By
MAJOR IONS								
Alkalinity, Total as CaCO ₃	206	mg/L		5		1	A2320 B	07/15/08 18:53/mb
Carbonate as CO ₃	ND	mg/L		5		1	A2320 B	07/15/08 18:53/mb
Bicarbonate as HCO ₃	251	mg/L		5		1	A2320 B	07/15/08 18:53/mb
Calcium	92.0	mg/L		0.5		1	E200.7	07/21/08 21:41/eli-c
Chloride	9	mg/L		1		1	E300.0	07/16/08 16:52/jmh
Fluoride	0.4	mg/L		0.1		1	E300.0	07/16/08 16:52/jmh
Magnesium	36.9	mg/L		0.5		1	E200.8	07/24/08 04:26/eli-c
Nitrogen, Ammonia as N	0.2	mg/L		0.1		1	A4500-NH ₃ G	07/17/08 16:27/jmh
Nitrogen, Nitrate as N	ND	mg/L		0.1		1	E300.0	07/16/08 16:52/jmh
Nitrogen, Nitrite as N	ND	mg/L		0.1		1	E300.0	07/16/08 16:52/jmh
Potassium	17.6	mg/L		0.5		1	E200.7	07/21/08 21:41/eli-c
Silica	2.1	mg/L		0.5		1	E200.7	07/21/08 21:41/eli-c
Sodium	185	mg/L		0.5		1	E200.7	07/21/08 21:41/eli-c
Sulfate	528	mg/L	D	3		50	E300.0	07/16/08 16:03/jmh
PHYSICAL PROPERTIES								
Conductivity @ 25 C	1320	umhos/cm		5.0		1	A2510 B	07/17/08 10:27/tb
Oxidation-Reduction Potential	160	mV				1	A2580 B	07/16/08 00:00/kh
pH	7.73	s.u.		0.01		1	A4500-H B	07/16/08 16:02/tb
Sodium Adsorption Ratio (SAR)	4.1	unitless		0.10		1	Calculation	09/29/08 11:40/ADM
Solids, Total Dissolved TDS @ 180 C	980	mg/L		5		1	A2540 C	07/17/08 17:29/mb
METALS - DISSOLVED								
Aluminum	ND	mg/L		0.1		1	E200.8	07/24/08 04:26/eli-c
Arsenic	0.002	mg/L		0.001		1	E200.8	07/30/08 19:02/eli-c
Barium	ND	mg/L		0.1		1	E200.7	07/21/08 21:41/eli-c
Boron	ND	mg/L		0.1		1	E200.7	07/21/08 21:41/eli-c
Cadmium	ND	mg/L		0.005		1	E200.8	07/26/08 00:13/eli-c
Chromium	ND	mg/L		0.05		1	E200.8	07/26/08 00:13/eli-c
Copper	ND	mg/L		0.01		1	E200.8	07/28/08 17:13/eli-c
Iron	ND	mg/L		0.03		1	E200.7	07/21/08 21:41/eli-c
Lead	ND	mg/L		0.001		1	E200.8	07/24/08 04:26/eli-c
Manganese	0.10	mg/L		0.01		1	E200.7	07/21/08 21:41/eli-c
Mercury	ND	mg/L		0.001		1	E200.8	07/24/08 04:26/eli-c
Molybdenum	ND	mg/L		0.1		1	E200.7	07/21/08 21:41/eli-c
Nickel	ND	mg/L		0.05		1	E200.8	07/26/08 00:13/eli-c
Selenium	ND	mg/L		0.001		1	A3114 B	07/28/08 16:08/eli-c
Silver	ND	mg/L		0.005		1	E200.8	07/26/08 00:13/eli-c
Thorium 232	ND	mg/L		0.005		1	E200.8	07/24/08 04:26/eli-c

Report RL - Analyte reporting limit.
Definitions: QCL - Quality control limit.
MDC - Minimum detectable concentration

MCL - Maximum contaminant level.
ND - Not detected at the reporting limit.
D - RL increased due to sample matrix interference.

Page 13 of 33



LABORATORY ANALYTICAL REPORT

Client: RESPEC Inc
Project: Edgemont
Lab ID: R08070244-005
Client Sample ID: DewBurd GW694

Report Date: 10/03/08
Collection Date: 07/14/08 15:30
Date Received: 07/15/08
Matrix: AQUEOUS

Analyses	Result	Units	Qual	RL	MCL/	DF	Method	Analysis Date / By
					QCL			
METALS - DISSOLVED								
Uranium	0.0007	mg/L		0.0003		1	E200.8	07/24/08 04:26/eli-c
Vanadium	ND	mg/L		0.1		1	E200.8	07/26/08 00:13/eli-c
Zinc	ND	mg/L		0.01		1	E200.8	07/28/08 17:13/eli-c
METALS - SUSPENDED								
Uranium	ND	mg/L		0.0003		1	E200.8	07/27/08 04:30/eli-c
METALS - SPECIATED								
Selenium-IV	ND	mg/L		0.001		1	A3114 B	07/28/08 13:55/eli-c
Selenium-VI	ND	mg/L		0.001		1	A3114 B	07/28/08 16:34/eli-c
RADIONUCLIDES - DISSOLVED								
Gross Alpha	15.1	pCi/L				1	E900.0	09/04/08 06:47/eli-c
Gross Alpha precision (±)	3.3	pCi/L				1	E900.0	09/04/08 06:47/eli-c
Gross Alpha MDC	3.7	pCi/L				1	E900.0	09/04/08 06:47/eli-c
Gross Beta	11.1	pCi/L				1	E900.0	09/04/08 06:47/eli-c
Gross Beta precision (±)	2.5	pCi/L				1	E900.0	09/04/08 06:47/eli-c
Gross Beta MDC	3.9	pCi/L				1	E900.0	09/04/08 06:47/eli-c
Lead 210	1.1	pCi/L	U			1	E909.0M	07/25/08 11:45/eli-c
Lead 210 precision (±)	5.5	pCi/L				1	E909.0M	07/25/08 11:45/eli-c
Lead 210 MDC	9.2	pCi/L				1	E909.0M	07/25/08 11:45/eli-c
Polonium 210	0.4	pCi/L	U	1.0		1	RMO-3008	08/06/08 15:43/eli-c
Polonium 210 precision (±)	0.61	pCi/L				1	RMO-3008	08/06/08 15:43/eli-c
Radium 226	2.3	pCi/L				1	E903.0	08/12/08 13:16/eli-c
Radium 226 precision (±)	0.5	pCi/L				1	E903.0	08/12/08 13:16/eli-c
Thorium 230	0.0	pCi/L	U	0.2		1	E907.0	08/13/08 12:43/eli-c
Thorium 230 precision (±)	0.1	pCi/L				1	E907.0	08/13/08 12:43/eli-c
Gross Gamma	0.0	pCi/L	U	20		1	E901.1	07/17/08 13:12/eli-c
Gross Gamma precision (±)	20	pCi/L				1	E901.1	07/17/08 13:12/eli-c
RADIONUCLIDES - SUSPENDED								
Lead 210	0.2	pCi/L	U			1	E909.0M	07/29/08 09:30/eli-c
Lead 210 precision (±)	12.8	pCi/L				1	E909.0M	07/29/08 09:30/eli-c
Lead 210 MDC	21.4	pCi/L				1	E909.0M	07/29/08 09:30/eli-c
Polonium 210	0.0	pCi/L	U	1.0		1	RMO-3008	07/31/08 14:15/eli-c
Polonium 210 precision (±)	0.51	pCi/L				1	RMO-3008	07/31/08 14:15/eli-c
Radium 226	-0.4	pCi/L	U			1	E903.0	08/06/08 15:36/eli-c
Radium 226 precision (±)	0.2	pCi/L				1	E903.0	08/06/08 15:36/eli-c
Radium 226 MDC	0.6	pCi/L				1	E903.0	08/06/08 15:36/eli-c

Report RL - Analyte reporting limit.
Definitions: QCL - Quality control limit.
MDC - Minimum detectable concentration

MCL - Maximum contaminant level.
ND - Not detected at the reporting limit.
U - Not detected at minimum detectable concentration

Page 14 of 33



LABORATORY ANALYTICAL REPORT

Client: RESPEC Inc
Project: Edgemont
Lab ID: R08070244-005
Client Sample ID: DewBurd GW694

Report Date: 10/03/08
Collection Date: 07/14/08 15:30
Date Received: 07/15/08
Matrix: AQUEOUS

Analyses	Result	Units	Qual	RL	MCL/		Method	Analysis Date / By
					QCL	DF		
RADIONUCLIDES - SUSPENDED								
Thorium 230	0.0	pCi/L	U	0.2		1	E907.0	08/05/08 12:51/eli-c
Thorium 230 precision (±)	0.2	pCi/L				1	E907.0	08/05/08 12:51/eli-c
RADIONUCLIDES - TOTAL								
Radon 222	245	pCi/L		100		1	D5072-92	07/16/08 18:45/eli-c
Radon 222 precision (±)	49.4	pCi/L				1	D5072-92	07/16/08 18:45/eli-c
TOTAL METALS ANALYSES								
Antimony	ND	mg/L		0.003		10	E200.8	07/30/08 04:25/eli-c
Arsenic	0.007	mg/L		0.002		10	E200.8	07/30/08 04:25/eli-c
Barium	ND	mg/L		0.1		2	E200.7	07/25/08 00:04/eli-c
Beryllium	ND	mg/L		0.001		10	E200.8	07/31/08 14:57/eli-c
Boron	ND	mg/L		0.1		2	E200.7	07/25/08 00:04/eli-c
Cadmium	ND	mg/L		0.005		10	E200.8	07/30/08 04:25/eli-c
Chromium	ND	mg/L		0.05		2	E200.7	07/25/08 00:04/eli-c
Copper	ND	mg/L		0.01		2	E200.7	07/25/08 00:04/eli-c
Iron	0.17	mg/L		0.03		2	E200.7	07/25/08 00:04/eli-c
Lead	ND	mg/L		0.001		10	E200.8	07/30/08 04:25/eli-c
Manganese	0.16	mg/L		0.01		2	E200.7	07/25/08 00:04/eli-c
Mercury	ND	mg/L		0.0002		1	E245.1	07/23/08 15:26/eli-b
Molybdenum	ND	mg/L		0.1		2	E200.7	07/25/08 00:04/eli-c
Nickel	ND	mg/L		0.05		2	E200.7	07/25/08 00:04/eli-c
Selenium	0.005	mg/L	D	0.002		10	E200.8	07/30/08 04:25/eli-c
Silver	ND	mg/L		0.005		10	E200.8	07/31/08 14:57/eli-c
Strontium	2.7	mg/L		0.1		2	E200.7	07/25/08 00:04/eli-c
Thallium	ND	mg/L		0.001		10	E200.8	07/30/08 04:25/eli-c
Uranium	0.0005	mg/L		0.0003		10	E200.8	07/30/08 04:25/eli-c
Zinc	ND	mg/L		0.01		2	E200.7	07/25/08 00:04/eli-c
DATA QUALITY								
A/C Balance (± 5)	2.38	%				1	A1030 E	09/29/08 00:00/jmh
Anions	15.4	meq/L				1	A1030 E	09/29/08 00:00/jmh
Cations	16.2	meq/L				1	A1030 E	09/29/08 00:00/jmh
Solids, Total Dissolved Calculated	999	mg/L				1	A1030 E	09/29/08 00:00/jmh
TDS Balance (0.80 - 1.20)	0.980					1	A1030 E	09/29/08 00:00/jmh

Report RL - Analyte reporting limit.

Definitions: QCL - Quality control limit.

MDC - Minimum detectable concentration

U - Not detected at minimum detectable concentration

MCL - Maximum contaminant level.

ND - Not detected at the reporting limit.

D - RL increased due to sample matrix interference.

Page 15 of 33



LABORATORY ANALYTICAL REPORT

Client: RESPEC Inc
Project: Edgemont
Lab ID: R08070244-006
Client Sample ID: DewBurd GW697

Report Date: 10/03/08
Collection Date: 07/14/08 15:52
Date Received: 07/15/08
Matrix: AQUEOUS

Analyses	Result	Units	Qual	RL	MCL/		Method	Analysis Date / By
					QCL	DF		
MAJOR IONS								
Alkalinity, Total as CaCO3	166	mg/L		5		1	A2320 B	07/15/08 18:57/mb
Carbonate as CO3	ND	mg/L		5		1	A2320 B	07/15/08 18:57/mb
Bicarbonate as HCO3	202	mg/L		5		1	A2320 B	07/15/08 18:57/mb
Calcium	48.7	mg/L		0.5		1	E200.7	07/21/08 21:45/eli-c
Chloride	8	mg/L		1		1	E300.0	07/16/08 17:25/jmh
Fluoride	0.6	mg/L		0.1		1	E300.0	07/16/08 17:25/jmh
Magnesium	17.5	mg/L		0.5		1	E200.8	07/24/08 04:33/eli-c
Nitrogen, Ammonia as N	0.2	mg/L		0.1		1	A4500-NH3 G	07/17/08 16:31/jmh
Nitrogen, Nitrate as N	ND	mg/L		0.1		1	E300.0	07/16/08 17:25/jmh
Nitrogen, Nitrite as N	ND	mg/L		0.1		1	E300.0	07/16/08 17:25/jmh
Potassium	11.8	mg/L		0.5		1	E200.7	07/21/08 21:45/eli-c
Silica	2.0	mg/L		0.5		1	E200.7	07/21/08 21:45/eli-c
Sodium	221	mg/L		0.5		1	E200.7	07/21/08 21:45/eli-c
Sulfate	470	mg/L	D	3		50	E300.0	07/16/08 17:08/jmh
PHYSICAL PROPERTIES								
Conductivity @ 25 C	1290	umhos/cm		5.0		1	A2510 B	07/17/08 10:28/tb
Oxidation-Reduction Potential	160	mV				1	A2580 B	07/16/08 00:00/kh
pH	7.93	s.u.		0.01		1	A4500-H B	07/16/08 16:02/tb
Sodium Adsorption Ratio (SAR)	6.9	unitless		0.10		1	Calculation	09/29/08 11:40/ADM
Solids, Total Dissolved TDS @ 180 C	830	mg/L		5		1	A2540 C	07/17/08 17:30/mb
METALS - DISSOLVED								
Aluminum	ND	mg/L		0.1		1	E200.8	07/24/08 04:33/eli-c
Arsenic	0.002	mg/L		0.001		1	E200.8	07/30/08 19:08/eli-c
Barium	ND	mg/L		0.1		1	E200.8	07/26/08 00:20/eli-c
Boron	ND	mg/L		0.1		2	E200.7	09/11/08 16:07/eli-c
Cadmium	ND	mg/L		0.005		1	E200.8	07/26/08 00:20/eli-c
Chromium	ND	mg/L		0.05		1	E200.8	07/28/08 17:20/eli-c
Copper	ND	mg/L		0.01		2	E200.7	09/11/08 16:07/eli-c
Iron	0.04	mg/L		0.03		2	E200.7	09/11/08 16:07/eli-c
Lead	ND	mg/L		0.001		1	E200.8	07/26/08 00:20/eli-c
Manganese	0.05	mg/L		0.01		1	E200.8	07/28/08 17:20/eli-c
Mercury	ND	mg/L		0.001		1	E200.8	07/26/08 00:20/eli-c
Molybdenum	ND	mg/L		0.1		1	E200.8	07/26/08 00:20/eli-c
Nickel	ND	mg/L		0.05		1	E200.8	07/28/08 17:20/eli-c
Selenium	ND	mg/L		0.001		1	A3114 B	07/28/08 16:10/eli-c
Silver	ND	mg/L		0.005		1	E200.8	07/26/08 00:20/eli-c
Thorium 232	ND	mg/L		0.005		1	E200.8	07/26/08 00:20/eli-c

Report RL - Analyte reporting limit.
Definitions: QCL - Quality control limit.
MDC - Minimum detectable concentration

MCL - Maximum contaminant level.
ND - Not detected at the reporting limit.
D - RL increased due to sample matrix interference.

Page 16 of 33



LABORATORY ANALYTICAL REPORT

Client: RESPEC Inc
Project: Edgemont
Lab ID: R08070244-006
Client Sample ID: DewBurd GW697

Report Date: 10/03/08
Collection Date: 07/14/08 15:52
Date Received: 07/15/08
Matrix: AQUEOUS

Analyses	Result	Units	Qual	RL	MCL/		Method	Analysis Date / By
					QCL	DF		
METALS - DISSOLVED								
Uranium	ND	mg/L		0.0003		1	E200.8	07/28/08 17:20/eli-c
Vanadium	ND	mg/L		0.1		1	E200.8	07/28/08 17:20/eli-c
Zinc	ND	mg/L		0.01		1	E200.8	07/28/08 17:20/eli-c
METALS - SUSPENDED								
Uranium	ND	mg/L		0.0003		1	E200.8	07/27/08 04:34/eli-c
METALS - SPECIATED								
Selenium-IV	ND	mg/L		0.001		1	A3114 B	07/28/08 13:57/eli-c
Selenium-VI	ND	mg/L		0.001		1	A3114 B	07/28/08 16:34/eli-c
RADIONUCLIDES - DISSOLVED								
Gross Alpha	6.9	pCi/L				1	E900.0	09/04/08 06:47/eli-c
Gross Alpha precision (±)	2.4	pCi/L				1	E900.0	09/04/08 06:47/eli-c
Gross Alpha MDC	3.1	pCi/L				1	E900.0	09/04/08 06:47/eli-c
Gross Beta	4.6	pCi/L				1	E900.0	09/04/08 06:47/eli-c
Gross Beta precision (±)	1.8	pCi/L				1	E900.0	09/04/08 06:47/eli-c
Gross Beta MDC	2.9	pCi/L				1	E900.0	09/04/08 06:47/eli-c
Lead 210	-2	pCi/L	U			1	E909.0M	07/25/08 11:45/eli-c
Lead 210 precision (±)	5.5	pCi/L				1	E909.0M	07/25/08 11:45/eli-c
Lead 210 MDC	9.2	pCi/L				1	E909.0M	07/25/08 11:45/eli-c
Polonium 210	-0.4	pCi/L	U	1.0		1	RMO-3008	08/07/08 14:50/eli-c
Polonium 210 precision (±)	0.69	pCi/L				1	RMO-3008	08/07/08 14:50/eli-c
Radium 226	0.9	pCi/L				1	E903.0	08/12/08 13:16/eli-c
Radium 226 precision (±)	0.2	pCi/L				1	E903.0	08/12/08 13:16/eli-c
Thorium 230	0.0	pCi/L	U	0.2		1	E907.0	08/13/08 12:43/eli-c
Thorium 230 precision (±)	0.08	pCi/L				1	E907.0	08/13/08 12:43/eli-c
Gross Gamma	0.0	pCi/L	U	20		1	E901.1	07/17/08 13:12/eli-c
Gross Gamma precision (±)	20	pCi/L				1	E901.1	07/17/08 13:12/eli-c
RADIONUCLIDES - SUSPENDED								
Lead 210	3.6	pCi/L	U			1	E909.0M	07/29/08 09:30/eli-c
Lead 210 precision (±)	12.8	pCi/L				1	E909.0M	07/29/08 09:30/eli-c
Lead 210 MDC	21.4	pCi/L				1	E909.0M	07/29/08 09:30/eli-c
Polonium 210	0.4	pCi/L	U	1.0		1	RMO-3008	07/31/08 14:15/eli-c
Polonium 210 precision (±)	0.43	pCi/L				1	RMO-3008	07/31/08 14:15/eli-c
Radium 226	-0.1	pCi/L	U			1	E903.0	08/06/08 15:36/eli-c
Radium 226 precision (±)	0.3	pCi/L				1	E903.0	08/06/08 15:36/eli-c
Radium 226 MDC	0.6	pCi/L				1	E903.0	08/06/08 15:36/eli-c

Report RL - Analyte reporting limit.
Definitions: QCL - Quality control limit.
MDC - Minimum detectable concentration

MCL - Maximum contaminant level.
ND - Not detected at the reporting limit.
U - Not detected at minimum detectable concentration

Page 17 of 33



LABORATORY ANALYTICAL REPORT

Client: RESPEC Inc
Project: Edgemont
Lab ID: R08070244-006
Client Sample ID: DewBurd GW697

Report Date: 10/03/08
Collection Date: 07/14/08 15:52
Date Received: 07/15/08
Matrix: AQUEOUS

Analyses	Result	Units	Qual	RL	MCL/		Method	Analysis Date / By
					QCL	DF		
RADIONUCLIDES - SUSPENDED								
Thorium 230	0.0	pCi/L	U	0.2		1	E907.0	08/05/08 12:51/eli-c
Thorium 230 precision (±)	0.2	pCi/L				1	E907.0	08/05/08 12:51/eli-c
RADIONUCLIDES - TOTAL								
Radon 222	295	pCi/L		100		1	D5072-92	07/16/08 18:45/eli-c
Radon 222 precision (±)	50.0	pCi/L				1	D5072-92	07/16/08 18:45/eli-c
TOTAL METALS ANALYSES								
Antimony	ND	mg/L		0.003		10	E200.8	07/30/08 04:32/eli-c
Arsenic	0.004	mg/L		0.002		10	E200.8	07/30/08 04:32/eli-c
Barium	ND	mg/L		0.1		2	E200.7	07/25/08 00:08/eli-c
Beryllium	ND	mg/L		0.001		10	E200.8	07/31/08 15:04/eli-c
Boron	ND	mg/L		0.1		2	E200.7	07/25/08 00:08/eli-c
Cadmium	ND	mg/L		0.005		10	E200.8	07/31/08 15:04/eli-c
Chromium	ND	mg/L		0.05		2	E200.7	07/25/08 00:08/eli-c
Copper	ND	mg/L		0.01		2	E200.7	07/25/08 00:08/eli-c
Iron	0.06	mg/L		0.03		2	E200.7	07/25/08 00:08/eli-c
Lead	ND	mg/L		0.001		10	E200.8	07/30/08 04:32/eli-c
Manganese	0.06	mg/L		0.01		2	E200.7	07/25/08 00:08/eli-c
Mercury	ND	mg/L		0.0002		1	E245.1	07/23/08 15:33/eli-b
Molybdenum	ND	mg/L		0.1		2	E200.7	07/25/08 00:08/eli-c
Nickel	ND	mg/L		0.05		2	E200.7	07/25/08 00:08/eli-c
Selenium	0.003	mg/L	D	0.002		10	E200.8	07/30/08 04:32/eli-c
Silver	ND	mg/L		0.005		10	E200.8	07/31/08 15:04/eli-c
Strontium	1.1	mg/L		0.1		2	E200.7	07/25/08 00:08/eli-c
Thallium	ND	mg/L		0.001		10	E200.8	07/30/08 04:32/eli-c
Uranium	0.0003	mg/L		0.0003		10	E200.8	07/30/08 04:32/eli-c
Zinc	ND	mg/L		0.01		2	E200.7	07/25/08 00:08/eli-c
DATA QUALITY								
A/C Balance (± 5)	1.61	%				1	A1030 E	09/29/08 00:00/jmh
Anions	13.4	meq/L				1	A1030 E	09/29/08 00:00/jmh
Cations	13.8	meq/L				1	A1030 E	09/29/08 00:00/jmh
Solids, Total Dissolved Calculated	884	mg/L				1	A1030 E	09/29/08 00:00/jmh
TDS Balance (0.80 - 1.20)	0.940					1	A1030 E	09/29/08 00:00/jmh

Report RL - Analyte reporting limit.
Definitions: QCL - Quality control limit.
MDC - Minimum detectable concentration
U - Not detected at minimum detectable concentration

MCL - Maximum contaminant level.
ND - Not detected at the reporting limit.
D - RL increased due to sample matrix interference.

Page 18 of 33



LABORATORY ANALYTICAL REPORT

Client: RESPEC Inc
Project: Edgemont
Lab ID: R08070244-007
Client Sample ID: DewBurd GW697

Report Date: 10/03/08
Collection Date: 07/14/08 15:57
Date Received: 07/15/08
Matrix: AQUEOUS

Analyses	Result	Units	Qual	RL	MCL/		Method	Analysis Date / By
					QCL	DF		
MAJOR IONS								
Alkalinity, Total as CaCO3	168	mg/L		5		1	A2320 B	07/15/08 18:59/mb
Carbonate as CO3	ND	mg/L		5		1	A2320 B	07/15/08 18:59/mb
Bicarbonate as HCO3	205	mg/L		5		1	A2320 B	07/15/08 18:59/mb
Calcium	49.5	mg/L		0.5		1	E200.7	07/21/08 22:02/eli-c
Chloride	8	mg/L		1		1	E300.0	07/16/08 17:58/jmh
Fluoride	0.6	mg/L		0.1		1	E300.0	07/16/08 17:58/jmh
Magnesium	17.2	mg/L		0.5		1	E200.8	07/24/08 05:07/eli-c
Nitrogen, Ammonia as N	0.2	mg/L		0.1		1	A4500-NH3 G	07/17/08 16:34/jmh
Nitrogen, Nitrate as N	ND	mg/L		0.1		1	E300.0	07/16/08 17:58/jmh
Nitrogen, Nitrite as N	ND	mg/L		0.1		1	E300.0	07/16/08 17:58/jmh
Potassium	12.0	mg/L		0.5		1	E200.7	07/21/08 22:02/eli-c
Silica	2.0	mg/L		0.5		1	E200.7	07/21/08 22:02/eli-c
Sodium	205	mg/L	D	2		2	E200.7	07/24/08 17:59/eli-c
Sulfate	492	mg/L	D	3		50	E300.0	07/16/08 17:41/jmh
PHYSICAL PROPERTIES								
Conductivity @ 25 C	1300	umhos/cm		5.0		1	A2510 B	07/17/08 10:30/tb
Oxidation-Reduction Potential	180	mV				1	A2580 B	07/16/08 00:00/kh
pH	7.99	s.u.		0.01		1	A4500-H B	07/16/08 16:02/tb
Sodium Adsorption Ratio (SAR)	6.4	unitless		0.10		1	Calculation	09/29/08 11:40/ADM
Solids, Total Dissolved TDS @ 180 C	820	mg/L		5		1	A2540 C	07/17/08 17:30/mb
METALS - DISSOLVED								
Aluminum	ND	mg/L		0.1		1	E200.8	07/24/08 05:07/eli-c
Arsenic	0.002	mg/L		0.001		1	E200.8	07/30/08 19:42/eli-c
Barium	ND	mg/L		0.1		1	E200.8	07/26/08 00:26/eli-c
Boron	ND	mg/L		0.1		2	E200.7	09/11/08 16:11/eli-c
Cadmium	ND	mg/L		0.005		1	E200.8	07/26/08 00:26/eli-c
Chromium	ND	mg/L		0.05		2	E200.7	07/24/08 17:59/eli-c
Copper	ND	mg/L		0.01		1	E200.8	07/26/08 00:26/eli-c
Iron	0.04	mg/L		0.03		2	E200.7	07/24/08 17:59/eli-c
Lead	ND	mg/L		0.001		1	E200.8	07/24/08 05:07/eli-c
Manganese	0.05	mg/L		0.01		2	E200.7	07/24/08 17:59/eli-c
Mercury	ND	mg/L		0.001		1	E200.8	07/24/08 05:07/eli-c
Molybdenum	ND	mg/L		0.1		1	E200.8	07/26/08 00:26/eli-c
Nickel	ND	mg/L		0.05		2	E200.7	07/24/08 17:59/eli-c
Selenium	ND	mg/L		0.001		1	A3114 B	07/28/08 16:12/eli-c
Silver	ND	mg/L		0.005		1	E200.8	07/26/08 00:26/eli-c
Thorium 232	ND	mg/L		0.005		1	E200.8	07/24/08 05:07/eli-c

Report RL - Analyte reporting limit.
Definitions: QCL - Quality control limit.
MDC - Minimum detectable concentration

MCL - Maximum contaminant level.
ND - Not detected at the reporting limit.
D - RL increased due to sample matrix interference.

Page 19 of 33



LABORATORY ANALYTICAL REPORT

Client: RESPEC Inc
Project: Edgemont
Lab ID: R08070244-007
Client Sample ID: DewBurd GW697

Report Date: 10/03/08
Collection Date: 07/14/08 15:57
Date Received: 07/15/08
Matrix: AQUEOUS

Analyses	Result	Units	Qual	RL	MCL/	DF	Method	Analysis Date / By
					QCL			
METALS - DISSOLVED								
Uranium	ND	mg/L		0.0003		1	E200.8	07/24/08 05:07/eli-c
Vanadium	ND	mg/L		0.1		2	E200.7	07/24/08 17:59/eli-c
Zinc	ND	mg/L		0.01		1	E200.8	07/30/08 19:42/eli-c
METALS - SUSPENDED								
Uranium	ND	mg/L		0.0003		1	E200.8	07/27/08 04:38/eli-c
METALS - SPECIATED								
Selenium-IV	ND	mg/L		0.001		1	A3114 B	07/28/08 13:59/eli-c
Selenium-VI	ND	mg/L		0.001		1	A3114 B	07/28/08 16:34/eli-c
RADIONUCLIDES - DISSOLVED								
Gross Alpha	6.8	pCi/L				1	E900.0	09/04/08 06:47/eli-c
Gross Alpha precision (±)	2.6	pCi/L				1	E900.0	09/04/08 06:47/eli-c
Gross Alpha MDC	3.4	pCi/L				1	E900.0	09/04/08 06:47/eli-c
Gross Beta	7.3	pCi/L				1	E900.0	09/04/08 06:47/eli-c
Gross Beta precision (±)	2.1	pCi/L				1	E900.0	09/04/08 06:47/eli-c
Gross Beta MDC	3.3	pCi/L				1	E900.0	09/04/08 06:47/eli-c
Lead 210	0.3	pCi/L	U			1	E909.0M	07/25/08 11:45/eli-c
Lead 210 precision (±)	5.5	pCi/L				1	E909.0M	07/25/08 11:45/eli-c
Lead 210 MDC	9.2	pCi/L				1	E909.0M	07/25/08 11:45/eli-c
Polonium 210	0.1	pCi/L	U	1.0		1	RMO-3008	08/07/08 14:50/eli-c
Polonium 210 precision (±)	0.69	pCi/L				1	RMO-3008	08/07/08 14:50/eli-c
Radium 226	0.9	pCi/L				1	E903.0	08/12/08 13:16/eli-c
Radium 226 precision (±)	0.2	pCi/L				1	E903.0	08/12/08 13:16/eli-c
Thorium 230	0.0	pCi/L	U	0.2		1	E907.0	08/13/08 12:43/eli-c
Thorium 230 precision (±)	0.06	pCi/L				1	E907.0	08/13/08 12:43/eli-c
Gross Gamma	0.0	pCi/L	U	20		1	E901.1	07/17/08 13:12/eli-c
Gross Gamma precision (±)	20	pCi/L				1	E901.1	07/17/08 13:12/eli-c
RADIONUCLIDES - SUSPENDED								
Lead 210	-3	pCi/L	U			1	E909.0M	07/29/08 09:30/eli-c
Lead 210 precision (±)	12.7	pCi/L				1	E909.0M	07/29/08 09:30/eli-c
Lead 210 MDC	21.4	pCi/L				1	E909.0M	07/29/08 09:30/eli-c
Polonium 210	0.1	pCi/L	U	1.0		1	RMO-3008	07/31/08 14:15/eli-c
Polonium 210 precision (±)	0.31	pCi/L				1	RMO-3008	07/31/08 14:15/eli-c
Radium 226	-0.3	pCi/L	U			1	E903.0	08/06/08 17:08/eli-c
Radium 226 precision (±)	0.2	pCi/L				1	E903.0	08/06/08 17:08/eli-c
Radium 226 MDC	0.6	pCi/L				1	E903.0	08/06/08 17:08/eli-c

Report RL - Analyte reporting limit.
Definitions: QCL - Quality control limit.
MDC - Minimum detectable concentration

MCL - Maximum contaminant level.
ND - Not detected at the reporting limit.
U - Not detected at minimum detectable concentration

Page 20 of 33



LABORATORY ANALYTICAL REPORT

Client: RESPEC Inc
Project: Edgemont
Lab ID: R08070244-007
Client Sample ID: DewBurd GW697

Report Date: 10/03/08
Collection Date: 07/14/08 15:57
Date Received: 07/15/08
Matrix: AQUEOUS

Analyses	Result	Units	Qual	RL	MCL/		Method	Analysis Date / By
					QCL	DF		
RADIONUCLIDES - SUSPENDED								
Thorium 230	0.1	pCi/L	U	0.2		1	E907.0	08/05/08 12:51/eli-c
Thorium 230 precision (±)	0.2	pCi/L				1	E907.0	08/05/08 12:51/eli-c
RADIONUCLIDES - TOTAL								
Radon 222	261	pCi/L		100		1	D5072-92	07/16/08 18:45/eli-c
Radon 222 precision (±)	49.5	pCi/L				1	D5072-92	07/16/08 18:45/eli-c
TOTAL METALS ANALYSES								
Antimony	ND	mg/L		0.003		10	E200.8	07/30/08 04:39/eli-c
Arsenic	0.004	mg/L		0.002		10	E200.8	07/30/08 04:39/eli-c
Barium	ND	mg/L		0.1		2	E200.7	07/25/08 00:12/eli-c
Beryllium	ND	mg/L		0.001		10	E200.8	07/30/08 04:39/eli-c
Boron	ND	mg/L		0.1		2	E200.7	07/25/08 00:12/eli-c
Cadmium	ND	mg/L		0.005		10	E200.8	07/30/08 04:39/eli-c
Chromium	ND	mg/L		0.05		2	E200.7	07/25/08 00:12/eli-c
Copper	ND	mg/L		0.01		2	E200.7	07/25/08 00:12/eli-c
Iron	0.06	mg/L		0.03		2	E200.7	07/25/08 00:12/eli-c
Lead	ND	mg/L		0.001		10	E200.8	07/30/08 04:39/eli-c
Manganese	0.06	mg/L		0.01		2	E200.7	07/25/08 00:12/eli-c
Mercury	ND	mg/L		0.0002		1	E245.1	07/23/08 15:36/eli-b
Molybdenum	ND	mg/L		0.1		2	E200.7	07/25/08 00:12/eli-c
Nickel	ND	mg/L		0.05		2	E200.7	07/25/08 00:12/eli-c
Selenium	ND	mg/L	D	0.002		10	E200.8	07/30/08 04:39/eli-c
Silver	ND	mg/L		0.005		10	E200.8	07/31/08 15:11/eli-c
Strontium	1.1	mg/L		0.1		2	E200.7	07/25/08 00:12/eli-c
Thallium	ND	mg/L		0.001		10	E200.8	07/30/08 04:39/eli-c
Uranium	ND	mg/L		0.0003		10	E200.8	07/30/08 04:39/eli-c
Zinc	ND	mg/L		0.01		2	E200.7	07/25/08 00:12/eli-c
DATA QUALITY								
A/C Balance (± 5)	-2.81	%				1	A1030 E	09/29/08 00:00/jmh
Anions	13.9	meq/L				1	A1030 E	09/29/08 00:00/jmh
Cations	13.1	meq/L				1	A1030 E	09/29/08 00:00/jmh
Solids, Total Dissolved Calculated	890	mg/L				1	A1030 E	09/29/08 00:00/jmh
TDS Balance (0.80 - 1.20)	0.930					1	A1030 E	09/29/08 00:00/jmh

Report RL - Analyte reporting limit.

Definitions: QCL - Quality control limit.

MDC - Minimum detectable concentration

U - Not detected at minimum detectable concentration

MCL - Maximum contaminant level.

ND - Not detected at the reporting limit.

D - RL increased due to sample matrix interference.

Page 21 of 33



LABORATORY ANALYTICAL REPORT

Client: RESPEC Inc
Project: Edgemont
Lab ID: R08070244-008
Client Sample ID: DewBurd GW689

Report Date: 10/03/08
Collection Date: 07/14/08 16:50
Date Received: 07/15/08
Matrix: AQUEOUS

Analyses	Result	Units	Qual	RL	MCL/		Method	Analysis Date / By
					QCL	DF		
MAJOR IONS								
Alkalinity, Total as CaCO3	148	mg/L		5		1	A2320 B	07/15/08 19:07/mb
Carbonate as CO3	ND	mg/L		5		1	A2320 B	07/15/08 19:07/mb
Bicarbonate as HCO3	180	mg/L		5		1	A2320 B	07/15/08 19:07/mb
Calcium	44.8	mg/L		0.5		1	E200.7	07/21/08 22:06/eli-c
Chloride	5	mg/L		1		1	E300.0	07/16/08 18:30/jmh
Fluoride	0.6	mg/L		0.1		1	E300.0	07/16/08 18:30/jmh
Magnesium	16.4	mg/L		0.5		1	E200.8	07/24/08 05:27/eli-c
Nitrogen, Ammonia as N	ND	mg/L		0.1		1	A4500-NH3 G	07/17/08 16:35/jmh
Nitrogen, Nitrate as N	ND	mg/L		0.1		1	E300.0	07/16/08 18:30/jmh
Nitrogen, Nitrite as N	ND	mg/L		0.1		1	E300.0	07/16/08 18:30/jmh
Potassium	10.7	mg/L		0.5		1	E200.7	07/21/08 22:06/eli-c
Silica	2.0	mg/L		0.5		1	E200.7	07/21/08 22:06/eli-c
Sodium	173	mg/L	D	2		2	E200.7	07/24/08 18:03/eli-c
Sulfate	420	mg/L	D	3		50	E300.0	07/16/08 18:14/jmh
PHYSICAL PROPERTIES								
Conductivity @ 25 C	1040	umhos/cm		5.0		1	A2510 B	07/17/08 10:32/tb
Oxidation-Reduction Potential	190	mV				1	A2580 B	07/16/08 00:00/kh
pH	7.83	s.u.		0.01		1	A4500-H B	07/16/08 16:02/tb
Sodium Adsorption Ratio (SAR)	5.6	unitless		0.10		1	Calculation	09/29/08 11:40/ADM
Solids, Total Dissolved TDS @ 180 C	730	mg/L		5		1	A2540 C	07/17/08 17:31/mb
METALS - DISSOLVED								
Aluminum	ND	mg/L		0.1		1	E200.8	07/24/08 05:27/eli-c
Arsenic	ND	mg/L	D	0.02		1	E200.7	07/21/08 22:06/eli-c
Barium	ND	mg/L		0.1		1	E200.8	07/26/08 00:33/eli-c
Boron	ND	mg/L		0.1		2	E200.7	07/24/08 18:03/eli-c
Cadmium	ND	mg/L		0.005		1	E200.8	07/26/08 00:33/eli-c
Chromium	ND	mg/L		0.05		2	E200.7	07/24/08 18:03/eli-c
Copper	ND	mg/L		0.01		1	E200.8	07/30/08 19:49/eli-c
Iron	ND	mg/L		0.03		2	E200.7	09/11/08 16:27/eli-c
Lead	ND	mg/L		0.001		1	E200.8	07/24/08 05:27/eli-c
Manganese	0.04	mg/L		0.01		2	E200.7	07/24/08 18:03/eli-c
Mercury	ND	mg/L		0.001		1	E200.8	07/24/08 05:27/eli-c
Molybdenum	ND	mg/L		0.1		1	E200.7	07/21/08 22:06/eli-c
Nickel	ND	mg/L		0.05		1	E200.8	07/30/08 19:49/eli-c
Selenium	ND	mg/L		0.001		1	A3114 B	07/28/08 16:19/eli-c
Silver	ND	mg/L		0.005		1	E200.8	07/26/08 00:33/eli-c
Thorium 232	ND	mg/L		0.005		1	E200.8	07/24/08 05:27/eli-c

Report RL - Analyte reporting limit.
Definitions: QCL - Quality control limit.
MDC - Minimum detectable concentration

MCL - Maximum contaminant level.
ND - Not detected at the reporting limit.
D - RL increased due to sample matrix interference.

Page 22 of 33



LABORATORY ANALYTICAL REPORT

Client: RESPEC Inc
Project: Edgemont
Lab ID: R08070244-008
Client Sample ID: DewBurd GW689

Report Date: 10/03/08
Collection Date: 07/14/08 16:50
Date Received: 07/15/08
Matrix: AQUEOUS

Analyses	Result	Units	Qual	RL	MCL/		DF	Method	Analysis Date / By
					QCL	DF			
METALS - DISSOLVED									
Uranium	0.0034	mg/L		0.0003		1	E200.8	07/24/08 05:27/eli-c	
Vanadium	ND	mg/L		0.1		2	E200.7	07/24/08 18:03/eli-c	
Zinc	ND	mg/L		0.01		1	E200.8	07/30/08 19:49/eli-c	
METALS - SUSPENDED									
Uranium	ND	mg/L		0.0003		1	E200.8	07/27/08 04:42/eli-c	
METALS - SPECIATED									
Selenium-IV	ND	mg/L		0.001		1	A3114 B	07/28/08 14:06/eli-c	
Selenium-VI	ND	mg/L		0.001		1	A3114 B	07/28/08 16:34/eli-c	
RADIONUCLIDES - DISSOLVED									
Gross Alpha	36.0	pCi/L				1	E900.0	09/04/08 06:47/eli-c	
Gross Alpha precision (±)	3.9	pCi/L				1	E900.0	09/04/08 06:47/eli-c	
Gross Alpha MDC	3.0	pCi/L				1	E900.0	09/04/08 06:47/eli-c	
Gross Beta	9.5	pCi/L				1	E900.0	09/04/08 06:47/eli-c	
Gross Beta precision (±)	1.9	pCi/L				1	E900.0	09/04/08 06:47/eli-c	
Gross Beta MDC	2.9	pCi/L				1	E900.0	09/04/08 06:47/eli-c	
Lead 210	-0.4	pCi/L	U			1	E909.0M	07/25/08 11:45/eli-c	
Lead 210 precision (±)	5.5	pCi/L				1	E909.0M	07/25/08 11:45/eli-c	
Lead 210 MDC	9.2	pCi/L				1	E909.0M	07/25/08 11:45/eli-c	
Polonium 210	0.1	pCi/L	U	1.0		1	RMO-3008	08/07/08 14:50/eli-c	
Polonium 210 precision (±)	1.2	pCi/L				1	RMO-3008	08/07/08 14:50/eli-c	
Radium 226	6.1	pCi/L				1	E903.0	08/12/08 13:16/eli-c	
Radium 226 precision (±)	0.6	pCi/L				1	E903.0	08/12/08 13:16/eli-c	
Thorium 230	0.0	pCi/L	U	0.2		1	E907.0	08/13/08 12:43/eli-c	
Thorium 230 precision (±)	0.05	pCi/L				1	E907.0	08/13/08 12:43/eli-c	
Gross Gamma	0.0	pCi/L	U	20		1	E901.1	07/17/08 13:12/eli-c	
Gross Gamma precision (±)	20	pCi/L				1	E901.1	07/17/08 13:12/eli-c	
RADIONUCLIDES - SUSPENDED									
Lead 210	-0.1	pCi/L	U			1	E909.0M	07/29/08 09:30/eli-c	
Lead 210 precision (±)	12.8	pCi/L				1	E909.0M	07/29/08 09:30/eli-c	
Lead 210 MDC	21.4	pCi/L				1	E909.0M	07/29/08 09:30/eli-c	
Polonium 210	0.0	pCi/L	U	1.0		1	RMO-3008	07/31/08 14:15/eli-c	
Polonium 210 precision (±)	0.28	pCi/L				1	RMO-3008	07/31/08 14:15/eli-c	
Radium 226	-0.4	pCi/L	U			1	E903.0	08/06/08 17:08/eli-c	
Radium 226 precision (±)	0.2	pCi/L				1	E903.0	08/06/08 17:08/eli-c	
Radium 226 MDC	0.6	pCi/L				1	E903.0	08/06/08 17:08/eli-c	

Report RL - Analyte reporting limit.
Definitions: QCL - Quality control limit.
MDC - Minimum detectable concentration

MCL - Maximum contaminant level.
ND - Not detected at the reporting limit.
U - Not detected at minimum detectable concentration

Page 23 of 33



LABORATORY ANALYTICAL REPORT

Client: RESPEC Inc
Project: Edgemont
Lab ID: R08070244-008
Client Sample ID: DewBurd GW689

Report Date: 10/03/08
Collection Date: 07/14/08 16:50
Date Received: 07/15/08
Matrix: AQUEOUS

Analyses	Result	Units	Qual	RL	MCL/		Method	Analysis Date / By
					QCL	DF		
RADIONUCLIDES - SUSPENDED								
Thorium 230	0.2	pCi/L	U	0.2		1	E907.0	08/05/08 12:51/eli-c
Thorium 230 precision (±)	0.2	pCi/L				1	E907.0	08/05/08 12:51/eli-c
RADIONUCLIDES - TOTAL								
Radon 222	1670	pCi/L		100		1	D5072-92	07/16/08 18:45/eli-c
Radon 222 precision (±)	65.8	pCi/L				1	D5072-92	07/16/08 18:45/eli-c
TOTAL METALS ANALYSES								
Antimony	ND	mg/L		0.003		10	E200.8	07/30/08 04:46/eli-c
Arsenic	ND	mg/L	D	0.001		10	E200.8	07/30/08 04:46/eli-c
Barium	ND	mg/L		0.1		2	E200.7	07/25/08 00:16/eli-c
Beryllium	ND	mg/L		0.001		10	E200.8	07/30/08 04:46/eli-c
Boron	ND	mg/L		0.1		2	E200.7	07/25/08 00:16/eli-c
Cadmium	ND	mg/L		0.005		10	E200.8	07/30/08 04:46/eli-c
Chromium	ND	mg/L		0.05		2	E200.7	07/25/08 00:16/eli-c
Copper	ND	mg/L		0.01		2	E200.7	07/25/08 00:16/eli-c
Iron	0.82	mg/L		0.03		2	E200.7	07/25/08 00:16/eli-c
Lead	ND	mg/L		0.001		10	E200.8	07/30/08 04:46/eli-c
Manganese	0.06	mg/L		0.01		2	E200.7	07/25/08 00:16/eli-c
Mercury	ND	mg/L		0.0002		1	E245.1	07/23/08 15:38/eli-b
Molybdenum	ND	mg/L		0.1		2	E200.7	07/25/08 00:16/eli-c
Nickel	ND	mg/L		0.05		2	E200.7	07/25/08 00:16/eli-c
Selenium	ND	mg/L	D	0.002		10	E200.8	07/30/08 04:46/eli-c
Silver	ND	mg/L		0.005		10	E200.8	07/31/08 15:17/eli-c
Strontium	1.0	mg/L		0.1		2	E200.7	07/25/08 00:16/eli-c
Thallium	ND	mg/L		0.001		10	E200.8	07/30/08 04:46/eli-c
Uranium	0.0041	mg/L		0.0003		10	E200.8	07/30/08 04:46/eli-c
Zinc	ND	mg/L		0.01		2	E200.7	07/25/08 00:16/eli-c
DATA QUALITY								
A/C Balance (± 5)	-2.08	%				1	A1030 E	09/29/08 00:00/jmh
Anions	11.9	meq/L				1	A1030 E	09/29/08 00:00/jmh
Cations	11.4	meq/L				1	A1030 E	09/29/08 00:00/jmh
Solids, Total Dissolved Calculated	766	mg/L				1	A1030 E	09/29/08 00:00/jmh
TDS Balance (0.80 - 1.20)	0.950					1	A1030 E	09/29/08 00:00/jmh

Report RL - Analyte reporting limit.
Definitions: QCL - Quality control limit.
MDC - Minimum detectable concentration
U - Not detected at minimum detectable concentration

MCL - Maximum contaminant level.
ND - Not detected at the reporting limit.
D - RL increased due to sample matrix interference.

Page 24 of 33



LABORATORY ANALYTICAL REPORT

Client: RESPEC Inc
Project: Edgemont
Lab ID: R08070244-009
Client Sample ID: DewBurd GW681

Report Date: 10/03/08
Collection Date: 07/14/08 17:04
Date Received: 07/15/08
Matrix: AQUEOUS

Analyses	Result	Units	Qual	RL	MCL/		Method	Analysis Date / By
					QCL	DF		
MAJOR IONS								
Alkalinity, Total as CaCO3	172	mg/L		5		1	A2320 B	07/15/08 19:09/mb
Carbonate as CO3	ND	mg/L		5		1	A2320 B	07/15/08 19:09/mb
Bicarbonate as HCO3	210	mg/L		5		1	A2320 B	07/15/08 19:09/mb
Calcium	60.6	mg/L		0.5		1	E200.7	07/21/08 22:14/eli-c
Chloride	17	mg/L		1		1	E300.0	07/16/08 20:09/jmh
Fluoride	0.6	mg/L		0.1		1	E300.0	07/16/08 20:09/jmh
Magnesium	24.3	mg/L		0.5		1	E200.8	07/24/08 05:33/eli-c
Nitrogen, Ammonia as N	ND	mg/L		0.1		1	A4500-NH3 G	07/17/08 16:36/jmh
Nitrogen, Nitrate as N	ND	mg/L		0.1		1	E300.0	07/16/08 20:09/jmh
Nitrogen, Nitrite as N	ND	mg/L		0.1		1	E300.0	07/16/08 20:09/jmh
Potassium	13.7	mg/L		0.5		1	E200.7	07/21/08 22:14/eli-c
Silica	1.9	mg/L		0.5		1	E200.7	07/21/08 22:14/eli-c
Sodium	214	mg/L	D	2		2	E200.7	07/24/08 18:08/eli-c
Sulfate	619	mg/L		1		1	E300.0	07/16/08 20:09/jmh
PHYSICAL PROPERTIES								
Conductivity @ 25 C	1380	umhos/cm		5.0		1	A2510 B	07/17/08 10:32/tb
Oxidation-Reduction Potential	150	mV				1	A2580 B	07/16/08 00:00/kh
pH	7.85	s.u.		0.01		1	A4500-H B	07/16/08 16:02/tb
Sodium Adsorption Ratio (SAR)	5.9	unitless		0.10		1	Calculation	09/29/08 11:40/ADM
Solids, Total Dissolved TDS @ 180 C	920	mg/L		5		1	A2540 C	07/17/08 17:31/mb
METALS - DISSOLVED								
Aluminum	ND	mg/L		0.1		1	E200.8	07/24/08 05:33/eli-c
Arsenic	0.002	mg/L		0.001		1	E200.8	07/26/08 00:40/eli-c
Barium	ND	mg/L		0.1		1	E200.8	07/26/08 00:40/eli-c
Boron	ND	mg/L		0.1		2	E200.7	09/11/08 16:31/eli-c
Cadmium	ND	mg/L		0.005		1	E200.8	07/26/08 00:40/eli-c
Chromium	ND	mg/L		0.05		2	E200.7	07/24/08 18:08/eli-c
Copper	ND	mg/L		0.01		2	E200.7	07/24/08 18:08/eli-c
Iron	ND	mg/L		0.03		2	E200.7	09/11/08 16:31/eli-c
Lead	ND	mg/L		0.001		1	E200.8	07/24/08 05:33/eli-c
Manganese	0.09	mg/L		0.01		2	E200.7	07/24/08 18:08/eli-c
Mercury	ND	mg/L		0.001		1	E200.8	07/24/08 05:33/eli-c
Molybdenum	ND	mg/L		0.1		1	E200.8	07/26/08 00:40/eli-c
Nickel	ND	mg/L		0.05		2	E200.7	07/24/08 18:08/eli-c
Selenium	ND	mg/L		0.001		1	A3114 B	07/28/08 16:21/eli-c
Silver	ND	mg/L		0.005		1	E200.8	07/26/08 00:40/eli-c
Thorium 232	ND	mg/L		0.005		1	E200.8	07/24/08 05:33/eli-c

Report RL - Analyte reporting limit.
Definitions: QCL - Quality control limit.
MDC - Minimum detectable concentration

MCL - Maximum contaminant level.
ND - Not detected at the reporting limit.
D - RL increased due to sample matrix interference.

Page 25 of 33



LABORATORY ANALYTICAL REPORT

Client: RESPEC Inc
Project: Edgemont
Lab ID: R08070244-009
Client Sample ID: DewBurd GW681

Report Date: 10/03/08
Collection Date: 07/14/08 17:04
Date Received: 07/15/08
Matrix: AQUEOUS

Analyses	Result	Units	Qual	RL	MCL/		Method	Analysis Date / By
					QCL	DF		
METALS - DISSOLVED								
Uranium	0.0097	mg/L		0.0003		1	E200.8	07/24/08 05:33/eli-c
Vanadium	ND	mg/L		0.1		2	E200.7	07/24/08 18:08/eli-c
Zinc	ND	mg/L		0.01		2	E200.7	07/24/08 18:08/eli-c
METALS - SUSPENDED								
Uranium	ND	mg/L		0.0003		1	E200.8	07/27/08 04:46/eli-c
METALS - SPECIATED								
Selenium-IV	ND	mg/L		0.001		1	A3114 B	07/28/08 14:09/eli-c
Selenium-VI	ND	mg/L		0.001		1	A3114 B	07/28/08 16:34/eli-c
RADIONUCLIDES - DISSOLVED								
Gross Alpha	2170	pCi/L				1	E900.0	09/04/08 06:47/eli-c
Gross Alpha precision (±)	30.3	pCi/L				1	E900.0	09/04/08 06:47/eli-c
Gross Alpha MDC	3.7	pCi/L				1	E900.0	09/04/08 06:47/eli-c
Gross Beta	583	pCi/L				1	E900.0	09/04/08 06:47/eli-c
Gross Beta precision (±)	7.4	pCi/L				1	E900.0	09/04/08 06:47/eli-c
Gross Beta MDC	3.8	pCi/L				1	E900.0	09/04/08 06:47/eli-c
Lead 210	26.3	pCi/L				1	E909.0M	07/25/08 11:45/eli-c
Lead 210 precision (±)	5.9	pCi/L				1	E909.0M	07/25/08 11:45/eli-c
Lead 210 MDC	9.2	pCi/L				1	E909.0M	07/25/08 11:45/eli-c
Polonium 210	3.1	pCi/L		1.0		1	RMO-3008	08/07/08 14:50/eli-c
Polonium 210 precision (±)	1.8	pCi/L				1	RMO-3008	08/07/08 14:50/eli-c
Radium 226	418	pCi/L				1	E903.0	08/12/08 13:16/eli-c
Radium 226 precision (±)	4.3	pCi/L				1	E903.0	08/12/08 13:16/eli-c
Thorium 230	0.1	pCi/L	U	0.2		1	E907.0	08/13/08 12:43/eli-c
Thorium 230 precision (±)	0.07	pCi/L				1	E907.0	08/13/08 12:43/eli-c
Gross Gamma	13000	pCi/L		20		1	E901.1	07/17/08 13:12/eli-c
Gross Gamma precision (±)	260	pCi/L				1	E901.1	07/17/08 13:12/eli-c
RADIONUCLIDES - SUSPENDED								
Lead 210	3.7	pCi/L	U			1	E909.0M	07/29/08 09:30/eli-c
Lead 210 precision (±)	12.8	pCi/L				1	E909.0M	07/29/08 09:30/eli-c
Lead 210 MDC	21.4	pCi/L				1	E909.0M	07/29/08 09:30/eli-c
Polonium 210	0.9	pCi/L	U	1.0		1	RMO-3008	07/31/08 14:15/eli-c
Polonium 210 precision (±)	0.56	pCi/L				1	RMO-3008	07/31/08 14:15/eli-c
Radium 226	0.6	pCi/L	U			1	E903.0	08/06/08 17:08/eli-c
Radium 226 precision (±)	0.4	pCi/L				1	E903.0	08/06/08 17:08/eli-c
Radium 226 MDC	0.6	pCi/L				1	E903.0	08/06/08 17:08/eli-c

Report RL - Analyte reporting limit.
Definitions: QCL - Quality control limit.
MDC - Minimum detectable concentration

MCL - Maximum contaminant level.
ND - Not detected at the reporting limit.
U - Not detected at minimum detectable concentration

Page 26 of 33



LABORATORY ANALYTICAL REPORT

Client: RESPEC Inc
Project: Edgemont
Lab ID: R08070244-009
Client Sample ID: DewBurd GW681

Report Date: 10/03/08
Collection Date: 07/14/08 17:04
Date Received: 07/15/08
Matrix: AQUEOUS

Analyses	Result	Units	Qual	RL	MCL/	DF	Method	Analysis Date / By
					QCL			
RADIONUCLIDES - SUSPENDED								
Thorium 230	0.1	pCi/L	U	0.2		1	E907.0	08/05/08 12:51/eli-c
Thorium 230 precision (±)	0.2	pCi/L				1	E907.0	08/05/08 12:51/eli-c
RADIONUCLIDES - TOTAL								
Radon 222	244000	pCi/L		100		1	D5072-92	07/16/08 18:45/eli-c
Radon 222 precision (±)	575	pCi/L				1	D5072-92	07/16/08 18:45/eli-c
TOTAL METALS ANALYSES								
Antimony	ND	mg/L		0.003		10	E200.8	07/30/08 04:52/eli-c
Arsenic	0.024	mg/L		0.001		10	E200.8	07/31/08 15:52/eli-c
Barium	ND	mg/L		0.1		2	E200.7	07/25/08 00:20/eli-c
Beryllium	ND	mg/L		0.001		10	E200.8	07/31/08 15:52/eli-c
Boron	ND	mg/L		0.1		2	E200.7	07/25/08 00:20/eli-c
Cadmium	ND	mg/L		0.005		10	E200.8	07/30/08 04:52/eli-c
Chromium	ND	mg/L		0.05		2	E200.7	07/25/08 00:20/eli-c
Copper	ND	mg/L		0.01		2	E200.7	07/25/08 00:20/eli-c
Iron	0.06	mg/L		0.03		2	E200.7	07/25/08 00:20/eli-c
Lead	ND	mg/L		0.001		10	E200.8	07/30/08 04:52/eli-c
Manganese	0.09	mg/L		0.01		2	E200.7	07/25/08 00:20/eli-c
Mercury	ND	mg/L		0.0002		1	E245.1	07/23/08 15:40/eli-b
Molybdenum	ND	mg/L		0.1		2	E200.7	07/25/08 00:20/eli-c
Nickel	ND	mg/L		0.05		2	E200.7	07/25/08 00:20/eli-c
Selenium	0.002	mg/L	D	0.002		10	E200.8	07/30/08 04:52/eli-c
Silver	ND	mg/L		0.005		10	E200.8	07/31/08 15:52/eli-c
Strontium	1.3	mg/L		0.1		2	E200.7	07/25/08 00:20/eli-c
Thallium	ND	mg/L		0.001		10	E200.8	07/30/08 04:52/eli-c
Uranium	0.0104	mg/L		0.0003		10	E200.8	07/30/08 04:52/eli-c
Zinc	ND	mg/L		0.01		2	E200.7	07/25/08 00:20/eli-c
DATA QUALITY								
A/C Balance (± 5)	-0.0200	%				1	A1030 E	09/29/08 00:00/jmh
Anions	14.7	meq/L				1	A1030 E	09/29/08 00:00/jmh
Cations	14.7	meq/L				1	A1030 E	09/29/08 00:00/jmh
Solids, Total Dissolved Calculated	955	mg/L				1	A1030 E	09/29/08 00:00/jmh
TDS Balance (0.80 - 1.20)	0.960					1	A1030 E	09/29/08 00:00/jmh

Report RL - Analyte reporting limit.

Definitions: QCL - Quality control limit.

MDC - Minimum detectable concentration

U - Not detected at minimum detectable concentration

MCL - Maximum contaminant level.

ND - Not detected at the reporting limit.

D - RL increased due to sample matrix interference.

Page 27 of 33



LABORATORY ANALYTICAL REPORT

Client: RESPEC Inc
Project: Edgemont
Lab ID: R08070244-010
Client Sample ID: DewBurd GW698

Report Date: 10/03/08
Collection Date: 07/14/08 18:43
Date Received: 07/15/08
Matrix: AQUEOUS

Analyses	Result	Units	Qual	RL	MCL/ QCL	DF	Method	Analysis Date / By
MAJOR IONS								
Alkalinity, Total as CaCO ₃	122	mg/L		5		1	A2320 B	07/15/08 19:12/mb
Carbonate as CO ₃	ND	mg/L		5		1	A2320 B	07/15/08 19:12/mb
Bicarbonate as HCO ₃	149	mg/L		5		1	A2320 B	07/15/08 19:12/mb
Calcium	356	mg/L		0.5		1	E200.7	07/21/08 22:18/eli-c
Chloride	10	mg/L		1		1	E300.0	07/16/08 20:42/jmh
Fluoride	0.4	mg/L		0.1		1	E300.0	07/16/08 20:42/jmh
Magnesium	139	mg/L		0.5		1	E200.8	07/24/08 05:40/eli-c
Nitrogen, Ammonia as N	0.2	mg/L		0.1		1	A4500-NH ₃ G	07/17/08 16:38/jmh
Nitrogen, Nitrate as N	ND	mg/L		0.1		1	E300.0	07/16/08 20:42/jmh
Nitrogen, Nitrite as N	ND	mg/L		0.1		1	E300.0	07/16/08 20:42/jmh
Potassium	22.2	mg/L		0.5		1	E200.7	07/21/08 22:18/eli-c
Silica	2.6	mg/L		0.5		1	E200.7	07/21/08 22:18/eli-c
Sodium	84	mg/L	D	2		2	E200.7	07/24/08 18:12/eli-c
Sulfate	1530	mg/L	D	3		50	E300.0	07/16/08 20:25/jmh
PHYSICAL PROPERTIES								
Conductivity @ 25 C	2530	umhos/cm		5.0		1	A2510 B	07/17/08 10:34/tb
Oxidation-Reduction Potential	47	mV				1	A2580 B	07/16/08 00:00/kh
pH	7.72	s.u.		0.01		1	A4500-H B	07/16/08 16:16/tb
Sodium Adsorption Ratio (SAR)	0.95	unitless		0.10		1	Calculation	09/29/08 11:40/ADM
Solids, Total Dissolved TDS @ 180 C	2300	mg/L		5		1	A2540 C	07/17/08 17:32/mb
METALS - DISSOLVED								
Aluminum	ND	mg/L		0.1		1	E200.8	07/24/08 05:40/eli-c
Arsenic	ND	mg/L		0.001		1	E200.8	07/30/08 19:56/eli-c
Barium	ND	mg/L		0.1		2	E200.7	09/11/08 16:35/eli-c
Boron	ND	mg/L		0.1		2	E200.7	07/24/08 18:12/eli-c
Cadmium	ND	mg/L		0.005		1	E200.8	07/31/08 16:19/eli-c
Chromium	ND	mg/L		0.05		2	E200.7	07/24/08 18:12/eli-c
Copper	ND	mg/L		0.01		1	E200.8	07/30/08 19:56/eli-c
Iron	3.38	mg/L		0.03		2	E200.7	07/24/08 18:12/eli-c
Lead	ND	mg/L		0.001		1	E200.8	07/24/08 05:40/eli-c
Manganese	2.44	mg/L		0.01		2	E200.7	07/24/08 18:12/eli-c
Mercury	ND	mg/L		0.001		1	E200.8	07/24/08 05:40/eli-c
Molybdenum	ND	mg/L		0.1		1	E200.7	07/21/08 22:18/eli-c
Nickel	ND	mg/L		0.05		1	E200.8	07/30/08 19:56/eli-c
Selenium	ND	mg/L		0.001		1	A3114 B	07/28/08 16:23/eli-c
Silver	ND	mg/L		0.005		1	E200.8	07/31/08 16:19/eli-c
Thorium 232	ND	mg/L		0.005		1	E200.8	07/24/08 05:40/eli-c

Report RL - Analyte reporting limit.
Definitions: QCL - Quality control limit.
MDC - Minimum detectable concentration

MCL - Maximum contaminant level.
ND - Not detected at the reporting limit.
D - RL increased due to sample matrix interference.

Page 28 of 33



LABORATORY ANALYTICAL REPORT

Client: RESPEC Inc
Project: Edgemont
Lab ID: R08070244-010
Client Sample ID: DewBurd GW698

Report Date: 10/03/08
Collection Date: 07/14/08 18:43
Date Received: 07/15/08
Matrix: AQUEOUS

Analyses	Result	Units	Qual	RL	MCL/	DF	Method	Analysis Date / By
					QCL			
METALS - DISSOLVED								
Uranium	0.119	mg/L		0.0003		1	E200.8	07/24/08 05:40/eli-c
Vanadium	ND	mg/L		0.1		2	E200.7	07/24/08 18:12/eli-c
Zinc	ND	mg/L		0.01		1	E200.8	07/30/08 19:56/eli-c
METALS - SUSPENDED								
Uranium	0.0055	mg/L		0.0003		1	E200.8	07/27/08 05:19/eli-c
METALS - SPECIATED								
Selenium-IV	ND	mg/L		0.001		1	A3114 B	07/28/08 14:11/eli-c
Selenium-VI	ND	mg/L		0.001		1	A3114 B	07/28/08 16:34/eli-c
RADIONUCLIDES - DISSOLVED								
Gross Alpha	1790	pCi/L				1	E900.0	09/04/08 06:47/eli-c
Gross Alpha precision (±)	39.6	pCi/L				1	E900.0	09/04/08 06:47/eli-c
Gross Alpha MDC	7.6	pCi/L				1	E900.0	09/04/08 06:47/eli-c
Gross Beta	599	pCi/L				1	E900.0	09/04/08 06:47/eli-c
Gross Beta precision (±)	11.1	pCi/L				1	E900.0	09/04/08 06:47/eli-c
Gross Beta MDC	7.7	pCi/L				1	E900.0	09/04/08 06:47/eli-c
Lead 210	-0.4	pCi/L	U			1	E909.0M	07/25/08 11:45/eli-c
Lead 210 precision (±)	5.5	pCi/L				1	E909.0M	07/25/08 11:45/eli-c
Lead 210 MDC	9.2	pCi/L				1	E909.0M	07/25/08 11:45/eli-c
Polonium 210	1.6	pCi/L		1.0		1	RMO-3008	08/07/08 14:50/eli-c
Polonium 210 precision (±)	1.3	pCi/L				1	RMO-3008	08/07/08 14:50/eli-c
Radium 226	423	pCi/L				1	E903.0	08/12/08 14:54/eli-c
Radium 226 precision (±)	6.0	pCi/L				1	E903.0	08/12/08 14:54/eli-c
Thorium 230	0.1	pCi/L		0.2		1	E907.0	08/13/08 12:43/eli-c
Thorium 230 precision (±)	0.09	pCi/L				1	E907.0	08/13/08 12:43/eli-c
Gross Gamma	1500	pCi/L		20		1	E901.1	07/17/08 13:12/eli-c
Gross Gamma precision (±)	90	pCi/L				1	E901.1	07/17/08 13:12/eli-c
RADIONUCLIDES - SUSPENDED								
Lead 210	-0.7	pCi/L	U			1	E909.0M	08/11/08 09:30/eli-c
Lead 210 precision (±)	7.0	pCi/L				1	E909.0M	08/11/08 09:30/eli-c
Lead 210 MDC	11.8	pCi/L				1	E909.0M	08/11/08 09:30/eli-c
Polonium 210	1.5	pCi/L		1.0		1	RMO-3008	08/08/08 14:06/eli-c
Polonium 210 precision (±)	0.77	pCi/L				1	RMO-3008	08/08/08 14:06/eli-c
Radium 226	6.3	pCi/L				1	E903.0	08/11/08 09:37/eli-c
Radium 226 precision (±)	0.8	pCi/L				1	E903.0	08/11/08 09:37/eli-c
Radium 226 MDC	0.5	pCi/L				1	E903.0	08/11/08 09:37/eli-c

Report RL - Analyte reporting limit.
Definitions: QCL - Quality control limit.
MDC - Minimum detectable concentration

MCL - Maximum contaminant level.
ND - Not detected at the reporting limit.
U - Not detected at minimum detectable concentration

Page 29 of 33



LABORATORY ANALYTICAL REPORT

Client: RESPEC Inc
Project: Edgemont
Lab ID: R08070244-010
Client Sample ID: DewBurd GW698

Report Date: 10/03/08
Collection Date: 07/14/08 18:43
Date Received: 07/15/08
Matrix: AQUEOUS

Analyses	Result	Units	Qual	RL	MCL/ QCL	DF	Method	Analysis Date / By
RADIONUCLIDES - SUSPENDED								
Thorium 230	0.9	pCi/L		0.2		1	E907.0	08/10/08 12:37/eli-c
Thorium 230 precision (±)	0.4	pCi/L				1	E907.0	08/10/08 12:37/eli-c
RADIONUCLIDES - TOTAL								
Radon 222	27900	pCi/L		100		1	D5072-92	07/16/08 18:45/eli-c
Radon 222 precision (±)	198	pCi/L				1	D5072-92	07/16/08 18:45/eli-c
TOTAL METALS ANALYSES								
Antimony	ND	mg/L		0.003		10	E200.8	07/30/08 04:59/eli-c
Arsenic	0.002	mg/L	D	0.001		10	E200.8	07/30/08 04:59/eli-c
Barium	ND	mg/L		0.1		2	E200.7	07/25/08 00:24/eli-c
Beryllium	ND	mg/L		0.001		10	E200.8	07/30/08 04:59/eli-c
Boron	ND	mg/L		0.1		2	E200.7	07/25/08 00:24/eli-c
Cadmium	ND	mg/L		0.005		10	E200.8	07/30/08 04:59/eli-c
Chromium	ND	mg/L		0.05		2	E200.7	07/25/08 00:24/eli-c
Copper	ND	mg/L		0.01		2	E200.7	07/25/08 00:24/eli-c
Iron	5.66	mg/L		0.03		2	E200.7	07/25/08 00:24/eli-c
Lead	0.001	mg/L	B	0.001		10	E200.8	07/30/08 04:59/eli-c
Manganese	2.53	mg/L		0.01		2	E200.7	07/25/08 00:24/eli-c
Mercury	ND	mg/L		0.0002		1	E245.1	07/23/08 15:43/eli-b
Molybdenum	ND	mg/L		0.1		2	E200.7	07/25/08 00:24/eli-c
Nickel	ND	mg/L		0.05		2	E200.7	07/25/08 00:24/eli-c
Selenium	0.005	mg/L	D	0.002		10	E200.8	07/30/08 04:59/eli-c
Silver	ND	mg/L		0.005		10	E200.8	07/31/08 15:58/eli-c
Strontium	4.7	mg/L		0.1		2	E200.7	07/25/08 00:24/eli-c
Thallium	ND	mg/L		0.001		10	E200.8	07/30/08 04:59/eli-c
Uranium	0.116	mg/L		0.0003		10	E200.8	07/31/08 15:58/eli-c
Zinc	ND	mg/L		0.01		2	E200.7	07/25/08 00:24/eli-c
DATA QUALITY								
A/C Balance (± 5)	-1.21	%				1	A1030 E	09/29/08 00:00/jmh
Anions	34.6	meq/L				1	A1030 E	09/29/08 00:00/jmh
Cations	33.7	meq/L				1	A1030 E	09/29/08 00:00/jmh
Solids, Total Dissolved Calculated	2220	mg/L				1	A1030 E	09/29/08 00:00/jmh
TDS Balance (0.80 - 1.20)	1.03					1	A1030 E	09/29/08 00:00/jmh

Report Definitions: RL - Analyte reporting limit.
QCL - Quality control limit.
MDC - Minimum detectable concentration
D - RL increased due to sample matrix interference.

MCL - Maximum contaminant level.
ND - Not detected at the reporting limit.
B - The analyte was detected in the method blank.

Page 30 of 33



LABORATORY ANALYTICAL REPORT

Client: RESPEC Inc
Project: Edgemont
Lab ID: R08070244-011
Client Sample ID: DewBurd BLK01

Report Date: 10/03/08
Collection Date: 07/14/08 18:00
Date Received: 07/15/08
Matrix: AQUEOUS

Analyses	Result	Units	Qual	RL	MCL/		Method	Analysis Date / By
					QCL	DF		
MAJOR IONS								
Alkalinity, Total as CaCO3	ND	mg/L		5		1	A2320 B	07/15/08 19:14/mb
Carbonate as CO3	ND	mg/L		5		1	A2320 B	07/15/08 19:14/mb
Bicarbonate as HCO3	ND	mg/L		5		1	A2320 B	07/15/08 19:14/mb
Calcium	ND	mg/L		0.5		1	E200.7	07/21/08 22:22/eli-c
Chloride	ND	mg/L		1		1	E300.0	07/16/08 20:58/jmh
Fluoride	0.7	mg/L		0.1		1	E300.0	07/16/08 20:58/jmh
Magnesium	ND	mg/L		0.5		1	E200.8	07/24/08 05:47/eli-c
Nitrogen, Ammonia as N	ND	mg/L		0.1		1	A4500-NH3 G	07/17/08 16:39/jmh
Nitrogen, Nitrate as N	ND	mg/L		0.1		1	E300.0	07/16/08 20:58/jmh
Nitrogen, Nitrite as N	ND	mg/L		0.1		1	E300.0	07/16/08 20:58/jmh
Potassium	0.6	mg/L		0.5		1	E200.7	07/21/08 22:22/eli-c
Silica	ND	mg/L		0.5		1	E200.7	07/21/08 22:22/eli-c
Sodium	ND	mg/L	D	2		2	E200.7	07/24/08 18:24/eli-c
Sulfate	2	mg/L		1		1	E300.0	07/16/08 20:58/jmh
PHYSICAL PROPERTIES								
Conductivity @ 25 C	19.5	umhos/cm		5.0		1	A2510 B	07/17/08 10:35/tb
Oxidation-Reduction Potential	400	mV				1	A2580 B	07/16/08 00:00/kh
pH	4.47	s.u.		0.01		1	A4500-H B	07/16/08 16:17/tb
Sodium Adsorption Ratio (SAR)	ND	unitless		0.10		1	Calculation	09/29/08 11:40/ADM
Solids, Total Dissolved TDS @ 180 C	46	mg/L		5		1	A2540 C	07/17/08 17:33/mb
METALS - DISSOLVED								
Aluminum	ND	mg/L		0.1		1	E200.8	07/24/08 05:47/eli-c
Arsenic	ND	mg/L		0.001		1	E200.8	07/26/08 01:32/eli-c
Barium	ND	mg/L		0.1		1	E200.8	07/26/08 01:32/eli-c
Boron	ND	mg/L		0.1		2	E200.7	07/24/08 18:24/eli-c
Cadmium	ND	mg/L		0.005		1	E200.8	07/26/08 01:32/eli-c
Chromium	ND	mg/L		0.05		2	E200.7	07/24/08 18:24/eli-c
Copper	ND	mg/L		0.01		1	E200.8	07/26/08 01:32/eli-c
Iron	ND	mg/L		0.03		2	E200.7	07/24/08 18:24/eli-c
Lead	ND	mg/L		0.001		1	E200.8	07/24/08 05:47/eli-c
Manganese	ND	mg/L		0.01		2	E200.7	07/24/08 18:24/eli-c
Mercury	ND	mg/L		0.001		1	E200.8	07/24/08 05:47/eli-c
Molybdenum	ND	mg/L		0.1		1	E200.8	07/26/08 01:32/eli-c
Nickel	ND	mg/L		0.05		2	E200.7	07/24/08 18:24/eli-c
Selenium	ND	mg/L		0.001		1	A3114 B	07/28/08 16:25/eli-c
Silver	ND	mg/L		0.005		1	E200.8	07/28/08 17:34/eli-c
Thorium 232	ND	mg/L		0.005		1	E200.8	07/24/08 05:47/eli-c

Report RL - Analyte reporting limit.
Definitions: QCL - Quality control limit.
MDC - Minimum detectable concentration

MCL - Maximum contaminant level.
ND - Not detected at the reporting limit.
D - RL increased due to sample matrix interference.

Page 31 of 33



LABORATORY ANALYTICAL REPORT

Client: RESPEC Inc
Project: Edgemont
Lab ID: R08070244-011
Client Sample ID: DewBurd BLK01

Report Date: 10/03/08
Collection Date: 07/14/08 18:00
Date Received: 07/15/08
Matrix: AQUEOUS

Analyses	Result	Units	Qual	RL	MCL/		Method	Analysis Date / By
					QCL	DF		
METALS - DISSOLVED								
Uranium	ND	mg/L		0.0003		1	E200.8	07/24/08 05:47/eli-c
Vanadium	ND	mg/L		0.1		2	E200.7	07/24/08 18:24/eli-c
Zinc	ND	mg/L		0.01		2	E200.7	07/24/08 18:24/eli-c
METALS - SUSPENDED								
Uranium	ND	mg/L		0.0003		1	E200.8	07/27/08 05:23/eli-c
METALS - SPECIATED								
Selenium-IV	ND	mg/L		0.001		1	A3114 B	07/28/08 14:13/eli-c
Selenium-VI	ND	mg/L		0.001		1	A3114 B	07/28/08 16:34/eli-c
RADIONUCLIDES - DISSOLVED								
Gross Alpha	0.5	pCi/L				1	E900.0	08/18/08 10:05/eli-c
Gross Alpha precision (±)	0.6	pCi/L				1	E900.0	08/18/08 10:05/eli-c
Gross Alpha MDC	1.0	pCi/L				1	E900.0	08/18/08 10:05/eli-c
Gross Beta	-3	pCi/L				1	E900.0	09/04/08 06:47/eli-c
Gross Beta precision (±)	1.2	pCi/L				1	E900.0	09/04/08 06:47/eli-c
Gross Beta MDC	2.1	pCi/L				1	E900.0	09/04/08 06:47/eli-c
Lead 210	-3	pCi/L	U			1	E909.0M	07/25/08 11:45/eli-c
Lead 210 precision (±)	5.5	pCi/L				1	E909.0M	07/25/08 11:45/eli-c
Lead 210 MDC	9.2	pCi/L				1	E909.0M	07/25/08 11:45/eli-c
Polonium 210	-0.2	pCi/L	U	1.0		1	RMO-3008	08/07/08 14:50/eli-c
Polonium 210 precision (±)	0.70	pCi/L				1	RMO-3008	08/07/08 14:50/eli-c
Radium 226	-0.02	pCi/L	U			1	E903.0	08/12/08 14:54/eli-c
Radium 226 precision (±)	0.3	pCi/L				1	E903.0	08/12/08 14:54/eli-c
Thorium 230	0.0	pCi/L	U	0.2		1	E907.0	08/13/08 12:43/eli-c
Thorium 230 precision (±)	0.05	pCi/L				1	E907.0	08/13/08 12:43/eli-c
Gross Gamma	0.0	pCi/L	U	20		1	E901.1	07/17/08 13:12/eli-c
Gross Gamma precision (±)	20	pCi/L				1	E901.1	07/17/08 13:12/eli-c
- For Ra226 the sample specific Minimum Detectable Concentration (MDC) as required by USNRC Regulatory Guide 4.14 could not be achieved on all samples due to lack of sufficient sample volume from the client. These results should be used for general information only and not for regulatory compliance or reporting purposes.								
RADIONUCLIDES - SUSPENDED								
Lead 210	-1	pCi/L	U			1	E909.0M	08/11/08 09:30/eli-c
Lead 210 precision (±)	7.0	pCi/L				1	E909.0M	08/11/08 09:30/eli-c
Lead 210 MDC	11.8	pCi/L				1	E909.0M	08/11/08 09:30/eli-c
Polonium 210	0.0	pCi/L	U	1.0		1	RMO-3008	08/08/08 14:06/eli-c
Polonium 210 precision (±)	0.29	pCi/L				1	RMO-3008	08/08/08 14:06/eli-c
Radium 226	-0.5	pCi/L	U			1	E903.0	08/11/08 09:37/eli-c

Report RL - Analyte reporting limit.
Definitions: QCL - Quality control limit.
MDC - Minimum detectable concentration

MCL - Maximum contaminant level.
ND - Not detected at the reporting limit.
U - Not detected at minimum detectable concentration

Page 32 of 33



LABORATORY ANALYTICAL REPORT

Client: RESPEC Inc
Project: Edgemont
Lab ID: R08070244-011
Client Sample ID: DewBurd BLK01

Report Date: 10/03/08
Collection Date: 07/14/08 18:00
Date Received: 07/15/08
Matrix: AQUEOUS

Analyses	Result	Units	Qual	RL	MCL/		Method	Analysis Date / By
					QCL	DF		
RADIONUCLIDES - SUSPENDED								
Radium 226 precision (±)	0.2	pCi/L				1	E903.0	08/11/08 09:37/eli-c
Radium 226 MDC	0.5	pCi/L				1	E903.0	08/11/08 09:37/eli-c
Thorium 230	0.0	pCi/L	U	0.2		1	E907.0	08/10/08 12:37/eli-c
Thorium 230 precision (±)	0.08	pCi/L				1	E907.0	08/10/08 12:37/eli-c
RADIONUCLIDES - TOTAL								
Radon 222	124	pCi/L		100		1	D5072-92	07/16/08 18:45/eli-c
Radon 222 precision (±)	46.9	pCi/L				1	D5072-92	07/16/08 18:45/eli-c
TOTAL METALS ANALYSES								
Antimony	ND	mg/L		0.003		10	E200.8	07/30/08 05:06/eli-c
Arsenic	ND	mg/L		0.001		10	E200.8	07/30/08 05:06/eli-c
Barium	ND	mg/L		0.1		1	E200.7	07/17/08 11:35/eli-c
Beryllium	ND	mg/L		0.001		10	E200.8	07/30/08 05:06/eli-c
Boron	ND	mg/L		0.1		1	E200.7	07/17/08 11:35/eli-c
Cadmium	ND	mg/L		0.005		10	E200.8	07/30/08 05:06/eli-c
Chromium	ND	mg/L		0.05		1	E200.7	07/17/08 11:35/eli-c
Copper	ND	mg/L		0.01		2	E200.7	07/25/08 00:28/eli-c
Iron	0.03	mg/L		0.03		1	E200.7	07/17/08 11:35/eli-c
Lead	ND	mg/L		0.001		10	E200.8	07/30/08 05:06/eli-c
Manganese	ND	mg/L		0.01		1	E200.7	07/17/08 11:35/eli-c
Mercury	ND	mg/L		0.0002		1	E245.1	07/23/08 15:45/eli-b
Molybdenum	ND	mg/L		0.1		1	E200.7	07/17/08 11:35/eli-c
Nickel	ND	mg/L		0.05		2	E200.7	07/25/08 00:28/eli-c
Selenium	0.002	mg/L	D	0.002		10	E200.8	07/30/08 05:06/eli-c
Silver	ND	mg/L		0.005		10	E200.8	07/31/08 16:05/eli-c
Strontium	ND	mg/L		0.1		2	E200.7	07/25/08 00:28/eli-c
Thallium	ND	mg/L		0.001		10	E200.8	07/30/08 05:06/eli-c
Uranium	ND	mg/L		0.0003		10	E200.8	07/30/08 05:06/eli-c
Zinc	ND	mg/L		0.01		1	E200.7	07/17/08 11:35/eli-c

Report RL - Analyte reporting limit.

Definitions: QCL - Quality control limit.

MDC - Minimum detectable concentration

U - Not detected at minimum detectable concentration

MCL - Maximum contaminant level.

ND - Not detected at the reporting limit.

D - RL increased due to sample matrix interference.

Page 33 of 33



QA/QC Summary Report

Client: RESPEC Inc
Project: Edgemont

Report Date: 10/03/08
Work Order: R08070244

Analyte	Result	Units	RL	%REC	Low Limit	High Limit	RPD	RPDLimit	Qual
Method: A2320 B		Batch: 080715A-ALK-SEL-W							
Sample ID: LCS1_080715A	Laboratory Control Sample				Run: PH_COND1-R_080715A			07/15/08 14:16	
Alkalinity, Total as CaCO ₃	952	mg/L	5.0	95	90	110			
Sample ID: MBLK1_080715A	Method Blank				Run: PH_COND1-R_080715A			07/15/08 14:17	
Alkalinity, Total as CaCO ₃	ND	mg/L	3						
Sample ID: R08070238-005AMS	Sample Matrix Spike				Run: PH_COND1-R_080715A			07/15/08 18:02	
Alkalinity, Total as CaCO ₃	274	mg/L	5.0	102	80	120			
Sample ID: R08070238-005AMSD	Sample Matrix Spike Duplicate				Run: PH_COND1-R_080715A			07/15/08 18:03	
Alkalinity, Total as CaCO ₃	276	mg/L	5.0	104	80	120	0.7	10	
Sample ID: R08070244-007AMS	Sample Matrix Spike				Run: PH_COND1-R_080715A			07/15/08 19:01	
Alkalinity, Total as CaCO ₃	272	mg/L	5.0	98	80	120			
Sample ID: R08070244-007AMSD	Sample Matrix Spike Duplicate				Run: PH_COND1-R_080715A			07/15/08 19:04	
Alkalinity, Total as CaCO ₃	274	mg/L	5.0	100	80	120	0.7	10	
Method: A2510 B		Batch: 080717_1_COND-PROBE-W							
Sample ID: LCS_COND-1_080717	Laboratory Control Sample				Run: PH_COND2-R_080717B			07/17/08 10:06	
Conductivity @ 25 C	1420	umhos/cm	5.0	100	90	110			
Sample ID: LCS1-1_080717	Laboratory Control Sample				Run: PH_COND2-R_080717B			07/17/08 10:06	
Conductivity @ 25 C	156	umhos/cm	5.0	104	90	110			
Sample ID: LCS2-1_080717	Laboratory Control Sample				Run: PH_COND2-R_080717B			07/17/08 10:08	
Conductivity @ 25 C	4940	umhos/cm	5.0	99	90	110			
Sample ID: MBLK-1_080717	Method Blank				Run: PH_COND2-R_080717B			07/17/08 10:42	
Conductivity @ 25 C	ND	umhos/cm	5						
Sample ID: R08070244-006ADUP	Sample Duplicate				Run: PH_COND2-R_080717B			07/17/08 10:29	
Conductivity @ 25 C	1270	umhos/cm	5.0				1.6	10	

Qualifiers:

RL - Analyte reporting limit.

ND - Not detected at the reporting limit.



QA/QC Summary Report

Client: RESPEC Inc

Project: Edgemont

Report Date: 10/03/08

Work Order: R08070244

Analyte	Result	Units	RL	%REC	Low Limit	High Limit	RPD	RPDLimit	Qual
Method: A2540 C							Batch: 080717A-SLDS-TDS-W		
Sample ID: LCS1_080717A	Laboratory Control Sample				Run: BAL-4-R_080718A			07/17/08 17:19	
Solids, Total Dissolved TDS @ 180 C	210	mg/L	5.0	103	90	110			
Sample ID: MBLK1_080717A	Method Blank				Run: BAL-4-R_080718A			07/17/08 17:20	
Solids, Total Dissolved TDS @ 180 C	ND	mg/L	3						
Sample ID: R08070244-002AMS	Sample Matrix Spike				Run: BAL-4-R_080718A			07/17/08 17:26	
Solids, Total Dissolved TDS @ 180 C	930	mg/L	5.0	106	80	120			
Sample ID: R08070244-002AMSD	Sample Matrix Spike Duplicate				Run: BAL-4-R_080718A			07/17/08 17:27	
Solids, Total Dissolved TDS @ 180 C	950	mg/L	5.0	116	80	120	2.1	10	
Sample ID: R08070267-001AMS	Sample Matrix Spike				Run: BAL-4-R_080718A			07/17/08 17:35	
Solids, Total Dissolved TDS @ 180 C	470	mg/L	5.0	114	80	120			
Sample ID: R08070267-001AMSD	Sample Matrix Spike Duplicate				Run: BAL-4-R_080718A			07/17/08 17:35	
Solids, Total Dissolved TDS @ 180 C	440	mg/L	5.0	102	80	120	5.3	10	
Method: A2580 B							Batch: 080716-ORP-ISE-W		
Sample ID: LCS	Laboratory Control Sample				Run: PH_COND1-R_080716A			07/16/08 00:00	
Oxidation-Reduction Potential	470	mV		100	95	105			
Sample ID: R08070220-001F	Sample Duplicate				Run: PH_COND1-R_080716A			07/16/08 00:00	
Oxidation-Reduction Potential	ND	mV					0	10	
Method: A3114 B							Batch: C_SE3114-080728B		
Sample ID: MBLK	Method Blank				Run: SUB-C104944			07/28/08 13:15	
Selenium-IV	ND	mg/L	6E-05						
Sample ID: 288-106-2	Laboratory Control Sample				Run: SUB-C104944			07/28/08 13:17	
Selenium-IV	0.054	mg/L	0.0010	108	90	110			
Sample ID: R08070244-004E	Sample Matrix Spike				Run: SUB-C104944			07/28/08 13:51	
Selenium-IV	0.050	mg/L	0.0010	99	85	115			
Sample ID: R08070244-004E	Sample Matrix Spike Duplicate				Run: SUB-C104944			07/28/08 13:53	
Selenium-IV	0.051	mg/L	0.0010	101	85	115	2.1	10	

Qualifiers:

RL - Analyte reporting limit.

ND - Not detected at the reporting limit.



QA/QC Summary Report

Client: RESPEC Inc
Project: Edgemont

Report Date: 10/03/08
Work Order: R08070244

Analyte	Result	Units	RL	%REC	Low Limit	High Limit	RPD	RPDLimit	Qual
Method: A3114 B							Batch: C_SE3114-080728C		
Sample ID: MBLK	Method Blank					Run: SUB-C104959			07/28/08 15:28
Selenium	ND	mg/L	6E-05						
Sample ID: 288-106-2	Laboratory Control Sample					Run: SUB-C104959			07/28/08 15:30
Selenium	0.055	mg/L	0.0010	109	90	110			
Sample ID: R08070244-004E	Sample Matrix Spike					Run: SUB-C104959			07/28/08 16:04
Selenium	0.048	mg/L	0.0010	95	85	115			
Sample ID: R08070244-004E	Sample Matrix Spike Duplicate					Run: SUB-C104959			07/28/08 16:06
Selenium	0.048	mg/L	0.0010	97	85	115	1.8	10	
Method: A4500-H B							Batch: 080716_1_PH-W		
Sample ID: LCS_pH-1_080716	Laboratory Control Sample					Run: PH_COND2-R_080716A			07/16/08 15:41
pH	6.81	s.u.	0.010	99	98.55	101.45			
Sample ID: R08070244-001ADUP	Sample Duplicate					Run: PH_COND2-R_080716A			07/16/08 16:05
pH	7.68	s.u.	0.010				0	1.25	
Sample ID: R08070244-011ADUP	Sample Duplicate					Run: PH_COND2-R_080716A			07/16/08 16:18
pH	4.44	s.u.	0.010				0.7	1.25	

Qualifiers:

RL - Analyte reporting limit.

ND - Not detected at the reporting limit.



QA/QC Summary Report

Client: RESPEC Inc
Project: Edgemont

Report Date: 10/03/08
Work Order: R08070244

Analyte	Result	Units	RL	%REC	Low Limit	High Limit	RPD	RPDLimit	Qual
Method: A4500-NH3 G							Batch: A2008-07-17_2_NH3_02		
Sample ID: MBLK-2	Method Blank					Run: TECHAA2-R_080717B		07/17/08 11:42	
Nitrogen, Ammonia as N	ND	mg/L	0.01						
Sample ID: LFB-3	Laboratory Fortified Blank					Run: TECHAA2-R_080717B		07/17/08 11:54	
Nitrogen, Ammonia as N	0.24	mg/L	0.10	94	90	110			
Sample ID: LFB-4	Laboratory Fortified Blank					Run: TECHAA2-R_080717B		07/17/08 11:55	
Nitrogen, Ammonia as N	0.26	mg/L	0.10	103	90	110			
Sample ID: R08070238-006CMS	Sample Matrix Spike					Run: TECHAA2-R_080717B		07/17/08 16:18	
Nitrogen, Ammonia as N	0.24	mg/L	0.10	96	80	120			
Sample ID: R08070238-006CMSD	Sample Matrix Spike Duplicate					Run: TECHAA2-R_080717B		07/17/08 16:19	
Nitrogen, Ammonia as N	0.23	mg/L	0.10	93	80	120	3.8	10	
Sample ID: R08070244-006BMS	Sample Matrix Spike					Run: TECHAA2-R_080717B		07/17/08 16:32	
Nitrogen, Ammonia as N	0.46	mg/L	0.10	115	80	120			
Sample ID: R08070244-006BMSD	Sample Matrix Spike Duplicate					Run: TECHAA2-R_080717B		07/17/08 16:33	
Nitrogen, Ammonia as N	0.45	mg/L	0.10	114	80	120	0.4	10	
Sample ID: R08070256-003BMS	Sample Matrix Spike					Run: TECHAA2-R_080717B		07/17/08 16:46	
Nitrogen, Ammonia as N	0.22	mg/L	0.10	88	80	120			
Sample ID: R08070256-003BMSD	Sample Matrix Spike Duplicate					Run: TECHAA2-R_080717B		07/17/08 16:47	
Nitrogen, Ammonia as N	0.20	mg/L	0.10	80	80	120	9.5	10	
Method: D5072-92							Batch: C_R104556		
Sample ID: MB-R104556	Method Blank					Run: SUB-C104556		07/16/08 18:45	
Radon 222	-30	pCi/L							
Sample ID: LCS-R104556	Laboratory Control Sample					Run: SUB-C104556		07/16/08 18:45	
Radon 222	302	pCi/L	100	109	70	130			
Sample ID: C08070756-008CDUP	Sample Duplicate					Run: SUB-C104556		07/16/08 18:45	
Radon 222	197	pCi/L	100				20	30	

Qualifiers:

RL - Analyte reporting limit.

ND - Not detected at the reporting limit.



QA/QC Summary Report

Client: RESPEC Inc

Project: Edgemont

Report Date: 10/03/08

Work Order: R08070244

Analyte	Result	Units	RL	%REC	Low Limit	High Limit	RPD	RPDLimit	Qual
Method: E200.7							Batch: C_19156		
Sample ID: MB-19156	Method Blank		Run: SUB-C104440				07/17/08 11:21		
Barium	ND	mg/L	0.004						
Boron	0.05	mg/L	0.006						
Chromium	ND	mg/L	0.003						
Copper	ND	mg/L	0.005						
Iron	0.02	mg/L	0.005						
Manganese	0.002	mg/L	0.0008						
Molybdenum	0.02	mg/L	0.01						
Nickel	ND	mg/L	0.02						
Zinc	0.007	mg/L	0.006						
Sample ID: LCS3-19156	Laboratory Control Sample		Run: SUB-C104440				07/17/08 11:24		
Barium	0.496	mg/L	0.10	99	85	115			
Boron	0.557	mg/L	0.10	101	85	115			
Chromium	0.485	mg/L	0.050	97	85	115			
Copper	0.460	mg/L	0.010	92	85	115			
Iron	2.43	mg/L	0.030	96	85	115			
Manganese	2.39	mg/L	0.010	95	85	115			
Molybdenum	0.519	mg/L	0.10	99	85	115			
Nickel	0.510	mg/L	0.050	102	85	115			
Zinc	0.484	mg/L	0.010	95	85	115			
Sample ID: R08070244-011D	Sample Matrix Spike		Run: SUB-C104440				07/17/08 11:38		
Barium	0.493	mg/L	0.10	99	70	130			
Boron	0.532	mg/L	0.10	101	70	130			
Chromium	0.486	mg/L	0.050	97	70	130			
Copper	0.461	mg/L	0.010	92	70	130			
Iron	2.43	mg/L	0.030	96	70	130			
Manganese	2.37	mg/L	0.010	95	70	130			
Molybdenum	0.512	mg/L	0.10	102	70	130			
Nickel	0.426	mg/L	0.050	85	70	130			
Zinc	0.489	mg/L	0.010	98	70	130			
Sample ID: R08070244-011D	Sample Matrix Spike Duplicate		Run: SUB-C104440				07/17/08 11:41		
Barium	0.486	mg/L	0.10	97	70	130	1.3	20	
Boron	0.524	mg/L	0.10	99	70	130	1.5	20	
Chromium	0.480	mg/L	0.050	96	70	130	1.2	20	
Copper	0.447	mg/L	0.010	89	70	130	3	20	
Iron	2.42	mg/L	0.030	96	70	130	0.3	20	
Manganese	2.35	mg/L	0.010	94	70	130	0.9	20	
Molybdenum	0.508	mg/L	0.10	102	70	130	0.8	20	
Nickel	0.494	mg/L	0.050	99	70	130	15	20	
Zinc	0.484	mg/L	0.010	97	70	130	1.2	20	

Qualifiers:

RL - Analyte reporting limit.

ND - Not detected at the reporting limit.



QA/QC Summary Report

Client: RESPEC Inc
Project: Edgemont

Report Date: 10/03/08
Work Order: R08070244

Analyte	Result	Units	RL	%REC	Low Limit	High Limit	RPD	RPDLimit	Qual
Method: E200.7							Batch: C_19156		
Sample ID: MB-19156	Method Blank		Run: SUB-C104799				07/24/08 20:09		
Barium	ND	mg/L	0.006						
Boron	0.04	mg/L	0.01						
Chromium	ND	mg/L	0.004						
Copper	ND	mg/L	0.005						
Iron	ND	mg/L	0.009						
Manganese	ND	mg/L	0.0003						
Molybdenum	ND	mg/L	0.007						
Nickel	ND	mg/L	0.005						
Strontium	ND	mg/L	0.0004						
Zinc	ND	mg/L	0.001						
Sample ID: LCS3-19156	Laboratory Control Sample		Run: SUB-C104799				07/24/08 20:13		
Barium	0.504	mg/L	0.10	101	85	115			
Boron	0.545	mg/L	0.10	101	85	115			
Chromium	0.510	mg/L	0.050	102	85	115			
Copper	0.512	mg/L	0.010	102	85	115			
Iron	2.63	mg/L	0.030	105	85	115			
Manganese	2.53	mg/L	0.010	101	85	115			
Molybdenum	0.508	mg/L	0.10	102	85	115			
Nickel	0.507	mg/L	0.050	101	85	115			
Strontium	0.507	mg/L	0.10	101	85	115			
Zinc	0.505	mg/L	0.010	101	85	115			
Sample ID: R08070244-011D	Sample Matrix Spike		Run: SUB-C104799				07/25/08 00:33		
Barium	0.529	mg/L	0.10	106	70	130			
Boron	0.545	mg/L	0.10	109	70	130			
Chromium	0.523	mg/L	0.050	105	70	130			
Copper	0.530	mg/L	0.010	106	70	130			
Iron	2.73	mg/L	0.030	108	70	130			
Manganese	2.66	mg/L	0.010	106	70	130			
Molybdenum	0.519	mg/L	0.10	104	70	130			
Nickel	0.521	mg/L	0.050	104	70	130			
Strontium	0.537	mg/L	0.10	107	70	130			
Zinc	0.529	mg/L	0.010	106	70	130			
Sample ID: R08070244-011D	Sample Matrix Spike Duplicate		Run: SUB-C104799				07/25/08 00:37		
Barium	0.528	mg/L	0.10	106	70	130	0.3	20	
Boron	0.549	mg/L	0.10	110	70	130	0.8	20	
Chromium	0.529	mg/L	0.050	106	70	130	1.3	20	
Copper	0.530	mg/L	0.010	106	70	130	0.1	20	
Iron	2.74	mg/L	0.030	109	70	130	0.4	20	
Manganese	2.68	mg/L	0.010	107	70	130	0.6	20	
Molybdenum	0.525	mg/L	0.10	105	70	130	1.1	20	
Nickel	0.526	mg/L	0.050	105	70	130	0.9	20	

Qualifiers:

RL - Analyte reporting limit.

ND - Not detected at the reporting limit.



QA/QC Summary Report

Client: RESPEC Inc

Project: Edgemont

Report Date: 10/03/08

Work Order: R08070244

Analyte	Result	Units	RL	%REC	Low Limit	High Limit	RPD	RPDLimit	Qual
Method: E200.7							Batch: C_19156		
Sample ID: R08070244-011D		Sample Matrix Spike Duplicate			Run: SUB-C104799			07/25/08 00:37	
Strontium	0.531	mg/L	0.10	106	70	130	1	20	
Zinc	0.530	mg/L	0.010	106	70	130	0.1	20	

Qualifiers:

RL - Analyte reporting limit.

ND - Not detected at the reporting limit.



QA/QC Summary Report

Client: RESPEC Inc

Project: Edgemont

Report Date: 10/03/08

Work Order: R08070244

Analyte	Result	Units	RL	%REC	Low Limit	High Limit	RPD	RPDLimit	Qual
Method: E200.7							Batch: C_R104799		
Sample ID: MB-080724A	Method Blank			Run: SUB-C104799			07/24/08 13:13		
Chromium	ND	mg/L	0.002						
Iron	ND	mg/L	0.005						
Manganese	ND	mg/L	0.0003						
Nickel	ND	mg/L	0.004						
Sodium	ND	mg/L	0.8						
Vanadium	ND	mg/L	0.003						
Zinc	ND	mg/L	0.002						
Sample ID: LFB-080724A	Laboratory Fortified Blank			Run: SUB-C104799			07/24/08 13:17		
Chromium	1.0	mg/L	0.050	105	85	125			
Iron	1.1	mg/L	0.030	109	85	125			
Manganese	1.1	mg/L	0.010	105	85	125			
Nickel	1.0	mg/L	0.050	104	85	125			
Sodium	50	mg/L	0.77	99	85	125			
Vanadium	1.1	mg/L	0.10	106	85	125			
Zinc	1.0	mg/L	0.010	103	85	125			
Sample ID: C08070339-001JMS2	Sample Matrix Spike			Run: SUB-C104799			07/24/08 17:19		
Boron	2.25	mg/L	0.10	103	70	130			
Chromium	2.05	mg/L	0.050	102	70	130			
Copper	2.05	mg/L	0.010	102	70	130			
Iron	2.13	mg/L	0.030	106	70	130			
Manganese	2.26	mg/L	0.010	103	70	130			
Nickel	2.02	mg/L	0.050	101	70	130			
Vanadium	2.17	mg/L	0.10	108	70	130			
Zinc	2.10	mg/L	0.010	105	70	130			
Sodium	144	mg/L	1.5	99	70	130			
Sample ID: C08070339-001JMSD2	Sample Matrix Spike Duplicate			Run: SUB-C104799			07/24/08 17:23		
Boron	2.23	mg/L	0.10	102	70	130	0.9	20	
Chromium	2.02	mg/L	0.050	101	70	130	1.5	20	
Copper	2.01	mg/L	0.010	101	70	130	1.6	20	
Iron	2.10	mg/L	0.030	105	70	130	1.3	20	
Manganese	2.23	mg/L	0.010	101	70	130	1.7	20	
Nickel	1.98	mg/L	0.050	99	70	130	1.7	20	
Vanadium	2.07	mg/L	0.10	103	70	130	4.5	20	
Zinc	2.04	mg/L	0.010	102	70	130	2.9	20	
Sodium	141	mg/L	1.5	97	70	130	1.6	20	
Sample ID: R08070244-010C	Sample Matrix Spike			Run: SUB-C104799			07/24/08 18:16		
Chromium	2.00	mg/L	0.050	100	70	130			
Iron	5.41	mg/L	0.030	102	70	130			
Manganese	4.37	mg/L	0.010	96	70	130			
Nickel	1.95	mg/L	0.050	98	70	130			

Qualifiers:

RL - Analyte reporting limit.

ND - Not detected at the reporting limit.



QA/QC Summary Report

Client: RESPEC Inc

Project: Edgemont

Report Date: 10/03/08

Work Order: R08070244

Analyte	Result	Units	RL	%REC	Low Limit	High Limit	RPD	RPDLimit	Qual
Method: E200.7							Batch: C_R104799		
Sample ID: R08070244-010C	Sample Matrix Spike		Run: SUB-C104799				07/24/08 18:16		
Vanadium	2.07	mg/L	0.10	103	70	130			
Zinc	2.04	mg/L	0.010	102	70	130			
Sodium	185	mg/L	1.5	101	70	130			
Sample ID: R08070244-010C	Sample Matrix Spike Duplicate		Run: SUB-C104799				07/24/08 18:20		
Chromium	1.98	mg/L	0.050	99	70	130	1.1	20	
Iron	5.42	mg/L	0.030	102	70	130	0.2	20	
Manganese	4.38	mg/L	0.010	97	70	130	0.3	20	
Nickel	1.93	mg/L	0.050	97	70	130	1.2	20	
Vanadium	2.03	mg/L	0.10	101	70	130	1.8	20	
Zinc	2.00	mg/L	0.010	100	70	130	1.9	20	
Sodium	183	mg/L	1.5	100	70	130	0.8	20	
Method: E200.7							Batch: C_R104966		
Sample ID: MB-080728A	Method Blank		Run: SUB-C104966				07/28/08 16:33		
Iron	ND	mg/L	0.005						
Sample ID: LFB-080728A	Laboratory Fortified Blank		Run: SUB-C104966				07/28/08 16:37		
Iron	1.0	mg/L	0.030	102	85	125			
Sample ID: R08070244-003C	Sample Matrix Spike		Run: SUB-C104966				07/28/08 16:45		
Iron	2.16	mg/L	0.030	108	70	130			
Sample ID: R08070244-003C	Sample Matrix Spike Duplicate		Run: SUB-C104966				07/28/08 16:49		
Iron	2.13	mg/L	0.030	106	70	130	1.6	20	

Qualifiers:

RL - Analyte reporting limit.

ND - Not detected at the reporting limit.



QA/QC Summary Report

Client: RESPEC Inc

Project: Edgemont

Report Date: 10/03/08

Work Order: R08070244

Analyte	Result	Units	RL	%REC	Low Limit	High Limit	RPD	RPDLimit	Qual
Method: E200.7							Batch: C_R107424		
Sample ID: MB-080911A	Method Blank		Run: SUB-C107424				09/11/08 13:08		
Barium	ND	mg/L	0.006						
Boron	0.02	mg/L	0.008						
Copper	ND	mg/L	0.005						
Iron	ND	mg/L	0.005						
Sample ID: LFB-080911A	Laboratory Fortified Blank		Run: SUB-C107424				09/11/08 13:12		
Barium	0.97	mg/L	0.10	97	85	125			
Boron	0.99	mg/L	0.10	96	85	125			
Copper	0.97	mg/L	0.010	97	85	125			
Iron	1.0	mg/L	0.030	104	85	125			
Sample ID: R08070244-002C	Sample Matrix Spike		Run: SUB-C107424				09/11/08 15:47		
Barium	1.98	mg/L	0.10	99	70	130			
Boron	2.08	mg/L	0.10	100	70	130			
Copper	2.04	mg/L	0.010	102	70	130			
Iron	2.64	mg/L	0.030	104	70	130			
Sample ID: R08070244-002C	Sample Matrix Spike Duplicate		Run: SUB-C107424				09/11/08 15:51		
Barium	2.01	mg/L	0.10	100	70	130	1.2	20	
Boron	2.15	mg/L	0.10	104	70	130	3.4	20	
Copper	2.07	mg/L	0.010	104	70	130	1.5	20	
Iron	2.61	mg/L	0.030	102	70	130	1.1	20	
Sample ID: C08081207-001CMS2	Sample Matrix Spike		Run: SUB-C107424				09/11/08 16:56		
Barium	4.92	mg/L	0.10	98	70	130			
Boron	6.10	mg/L	0.10	99	70	130			
Copper	4.99	mg/L	0.026	100	70	130			
Iron	5.37	mg/L	0.030	101	70	130			
Sample ID: C08081207-001CMSD2	Sample Matrix Spike Duplicate		Run: SUB-C107424				09/11/08 17:00		
Barium	4.93	mg/L	0.10	99	70	130	0.3	20	
Boron	6.24	mg/L	0.10	102	70	130	2.2	20	
Copper	5.09	mg/L	0.026	102	70	130	2	20	
Iron	5.52	mg/L	0.030	104	70	130	2.8	20	

Qualifiers:

RL - Analyte reporting limit.

ND - Not detected at the reporting limit.



QA/QC Summary Report

Client: RESPEC Inc

Project: Edgemont

Report Date: 10/03/08

Work Order: R08070244

Analyte	Result	Units	RL	%REC	Low Limit	High Limit	RPD	RPDLimit	Qual
Method: E200.8							Batch: C_19156		
Sample ID: MB-19156	Method Blank		Run: SUB-C105057				07/30/08 01:16		
Antimony	ND	mg/L	0.0002						
Arsenic	0.002	mg/L	5E-05						
Beryllium	ND	mg/L	0.0001						
Cadmium	ND	mg/L	3E-05						
Lead	0.005	mg/L	5E-05						
Selenium	ND	mg/L	0.0002						
Silver	ND	mg/L	4E-05						
Thallium	8E-05	mg/L	3E-05						
Uranium	ND	mg/L	3E-05						
Sample ID: LCS3-19156	Laboratory Control Sample		Run: SUB-C105057				07/30/08 01:22		
Antimony	0.542	mg/L	0.050	108	85	115			
Arsenic	0.518	mg/L	0.0010	103	85	115			
Beryllium	0.247	mg/L	0.010	99	85	115			
Cadmium	0.251	mg/L	0.010	101	85	115			
Lead	0.511	mg/L	0.050	101	85	115			
Selenium	0.496	mg/L	0.0020	99	85	115			
Silver	0.0474	mg/L	0.010	95	85	115			
Thallium	0.508	mg/L	0.10	101	85	115			
Uranium	0.527	mg/L	0.00032	105	85	115			
Sample ID: R08070244-011D	Sample Matrix Spike		Run: SUB-C105057				07/30/08 05:40		
Antimony	0.542	mg/L	0.050	108	70	130			
Arsenic	0.507	mg/L	0.0010	101	70	130			
Beryllium	0.247	mg/L	0.010	99	70	130			
Cadmium	0.249	mg/L	0.010	100	70	130			
Lead	0.501	mg/L	0.050	100	70	130			
Selenium	0.499	mg/L	0.0020	99	70	130			
Silver	0.0462	mg/L	0.010	92	70	130			
Thallium	0.494	mg/L	0.10	99	70	130			
Uranium	0.528	mg/L	0.00032	106	70	130			
Sample ID: R08070244-011D	Sample Matrix Spike Duplicate		Run: SUB-C105057				07/30/08 05:46		
Antimony	0.544	mg/L	0.050	109	70	130	0.4	20	
Arsenic	0.504	mg/L	0.0010	101	70	130	0.5	20	
Beryllium	0.242	mg/L	0.010	97	70	130	2.1	20	
Cadmium	0.248	mg/L	0.010	99	70	130	0.5	20	
Lead	0.499	mg/L	0.050	100	70	130	0.4	20	
Selenium	0.492	mg/L	0.0020	98	70	130	1.4	20	
Silver	0.0460	mg/L	0.010	92	70	130	0.4	20	
Thallium	0.497	mg/L	0.10	99	70	130	0.6	20	
Uranium	0.520	mg/L	0.00032	104	70	130	1.4	20	

Qualifiers:

RL - Analyte reporting limit.

ND - Not detected at the reporting limit.



QA/QC Summary Report

Client: RESPEC Inc

Project: Edgemont

Report Date: 10/03/08

Work Order: R08070244

Analyte	Result	Units	RL	%REC	Low Limit	High Limit	RPD	RPDLimit	Qual
Method: E200.8									Batch: C_19224
Sample ID: MB-19224	Method Blank					Run: SUB-C104868			07/27/08 03:08
Uranium	2E-05	mg/L							
Sample ID: LCS1-19224	Laboratory Control Sample					Run: SUB-C104868			07/27/08 03:12
Uranium	0.0471	mg/L	0.00030	90	80	120			
Sample ID: R08070244-009I	Post Digestion Spike					Run: SUB-C104868			07/27/08 04:50
Uranium	0.0115	mg/L	0.00030	92	70	130			
Sample ID: R08070244-009I	Post Digestion Spike Duplicate					Run: SUB-C104868			07/27/08 04:54
Uranium	0.0115	mg/L	0.00030	91	70	130	0.6	20	
Method: E200.8									Batch: C_19232
Sample ID: MB-19232	Method Blank					Run: SUB-C104868			07/27/08 04:58
Uranium	6E-05	mg/L							
Sample ID: LCS1-19232	Laboratory Control Sample					Run: SUB-C104868			07/27/08 05:15
Uranium	0.0467	mg/L	0.00030	89	80	120			
Sample ID: C08071003-002KMS4	Post Digestion Spike					Run: SUB-C104868			07/27/08 05:35
Uranium	0.0128	mg/L	0.00030	95	70	130			
Sample ID: C08071003-002KMSD4	Post Digestion Spike Duplicate					Run: SUB-C104868			07/27/08 05:39
Uranium	0.0128	mg/L	0.00030	95	70	130	0.1	20	

Qualifiers:

RL - Analyte reporting limit.

ND - Not detected at the reporting limit.



QA/QC Summary Report

Client: RESPEC Inc

Report Date: 10/03/08

Project: Edgemont

Work Order: R08070244

Analyte	Result	Units	RL	%REC	Low Limit	High Limit	RPD	RPDLimit	Qual
Method: E200.8							Batch: C_R104758		
Sample ID: LRB	Method Blank		Run: SUB-C104758				07/23/08 12:27		
Aluminum	ND	mg/L	0.0001						
Arsenic	ND	mg/L	4E-05						
Chromium	ND	mg/L	4E-05						
Copper	ND	mg/L	3E-05						
Lead	ND	mg/L	3E-06						
Magnesium	ND	mg/L	0.003						
Manganese	ND	mg/L	6E-06						
Mercury	ND	mg/L	1E-05						
Molybdenum	ND	mg/L	9E-06						
Nickel	ND	mg/L	3E-05						
Uranium	4E-06	mg/L	2E-06						
Vanadium	ND	mg/L	3E-05						
Zinc	0.0001	mg/L	3E-05						
Sample ID: LFB	Laboratory Fortified Blank		Run: SUB-C104758				07/23/08 12:34		
Aluminum	0.0509	mg/L	0.0010	102	85	115			
Arsenic	0.0497	mg/L	0.0010	99	85	115			
Chromium	0.0503	mg/L	0.0010	101	85	115			
Copper	0.0512	mg/L	0.0010	102	85	115			
Lead	0.0492	mg/L	0.0010	98	85	115			
Magnesium	1.37	mg/L	0.0030	109	85	115			
Manganese	0.0495	mg/L	0.0010	99	85	115			
Mercury	0.00498	mg/L	0.0010	100	85	115			
Molybdenum	0.0497	mg/L	0.0010	99	85	115			
Nickel	0.0499	mg/L	0.0010	100	85	115			
Uranium	0.0488	mg/L	0.00030	98	85	115			
Vanadium	0.0492	mg/L	0.0010	98	85	115			
Zinc	0.0533	mg/L	0.0010	106	85	115			
Sample ID: R08070115-005C	Post Digestion Spike		Run: SUB-C104758				07/24/08 08:23		
Aluminum	0.0537	mg/L	0.10	105	70	130			
Arsenic	0.0485	mg/L	0.0010	97	70	130			
Chromium	0.0460	mg/L	0.050	92	70	130			
Copper	0.0480	mg/L	0.010	95	70	130			
Lead	0.0490	mg/L	0.050	98	70	130			
Manganese	0.0553	mg/L	0.010	95	70	130			
Mercury	0.00565	mg/L	0.0010	113	70	130			
Molybdenum	0.0565	mg/L	0.10	96	70	130			
Nickel	0.0473	mg/L	0.050	95	70	130			
Thorium 232	0.0490	mg/L	0.0010	98	70	130			
Uranium	0.0489	mg/L	0.00030	98	70	130			
Vanadium	0.0475	mg/L	0.10	95	70	130			
Zinc	0.0476	mg/L	0.010	93	70	130			

Qualifiers:

RL - Analyte reporting limit.

ND - Not detected at the reporting limit.



QA/QC Summary Report

Client: RESPEC Inc
Project: Edgemont

Report Date: 10/03/08
Work Order: R08070244

Analyte	Result	Units	RL	%REC	Low Limit	High Limit	RPD	RPDLimit	Qual
Method: E200.8							Batch: C_R104758		
Sample ID: R08070115-005C	Post Digestion Spike				Run: SUB-C104758		07/24/08 08:23		
Magnesium	27.6	mg/L	1.0		70	130			A
Sample ID: R08070115-005C	Post Digestion Spike Duplicate				Run: SUB-C104758		07/24/08 08:30		
Aluminum	0.0549	mg/L	0.10	107	70	130	0	20	
Arsenic	0.0484	mg/L	0.0010	97	70	130	0.3	20	
Chromium	0.0463	mg/L	0.050	93	70	130	0	20	
Copper	0.0484	mg/L	0.010	96	70	130	0.9	20	
Lead	0.0491	mg/L	0.050	98	70	130	0	20	
Manganese	0.0556	mg/L	0.010	95	70	130	0.6	20	
Mercury	0.00533	mg/L	0.0010	106	70	130	5.9	20	
Molybdenum	0.0569	mg/L	0.10	96	70	130	0	20	
Nickel	0.0479	mg/L	0.050	96	70	130	0	20	
Thorium 232	0.0494	mg/L	0.0010	99	70	130	1	20	
Uranium	0.0493	mg/L	0.00030	98	70	130	0.8	20	
Vanadium	0.0481	mg/L	0.10	96	70	130	0	20	
Zinc	0.0493	mg/L	0.010	96	70	130	3.5	20	
Magnesium	27.4	mg/L	1.0		70	130	0.8	20	A
Sample ID: LRB	Method Blank				Run: SUB-C104758		07/23/08 12:27		
Thorium 232	3E-05	mg/L							
Sample ID: LFB	Laboratory Fortified Blank				Run: SUB-C104758		07/23/08 12:34		
Thorium 232	0.0485	mg/L	0.0010	97	85	115			
Sample ID: R08070244-007C	Post Digestion Spike				Run: SUB-C104758		07/24/08 05:13		
Aluminum	0.0485	mg/L	0.10	97	70	130			
Arsenic	0.0501	mg/L	0.0010	98	70	130			
Chromium	0.0465	mg/L	0.050	93	70	130			
Copper	0.0489	mg/L	0.010	98	70	130			
Lead	0.0492	mg/L	0.050	98	70	130			
Manganese	0.101	mg/L	0.010	96	70	130			
Mercury	0.00479	mg/L	0.0010	98	70	130			
Molybdenum	0.0506	mg/L	0.10	97	70	130			
Nickel	0.0483	mg/L	0.050	97	70	130			
Thorium 232	0.0494	mg/L	0.0010	98	70	130			
Uranium	0.0497	mg/L	0.00030	99	70	130			
Vanadium	0.0487	mg/L	0.10	97	70	130			
Zinc	0.0502	mg/L	0.010	100	70	130			
Magnesium	17.9	mg/L	1.0		70	130	A		
Sample ID: R08070244-007C	Post Digestion Spike Duplicate				Run: SUB-C104758		07/24/08 05:20		
Aluminum	0.0507	mg/L	0.10	101	70	130	0	20	
Arsenic	0.0515	mg/L	0.0010	101	70	130	2.7	20	
Chromium	0.0477	mg/L	0.050	95	70	130	0	20	

Qualifiers:

RL - Analyte reporting limit.

A - The analyte level was greater than four times the spike level. In accordance with the method % recovery is not calculated.

ND - Not detected at the reporting limit.



QA/QC Summary Report

Client: RESPEC Inc

Project: Edgemont

Report Date: 10/03/08

Work Order: R08070244

Analyte	Result	Units	RL	%REC	Low Limit	High Limit	RPD	RPDLimit	Qual
Method: E200.8							Batch: C_R104758		
Sample ID: R08070244-007C	Post Digestion Spike Duplicate				Run: SUB-C104758			07/24/08 05:20	
Copper	0.0501	mg/L	0.010	100	70	130	2.4	20	
Lead	0.0505	mg/L	0.050	101	70	130	2.6	20	
Manganese	0.102	mg/L	0.010	99	70	130	1.6	20	
Mercury	0.00495	mg/L	0.0010	101	70	130	3.2	20	
Molybdenum	0.0535	mg/L	0.10	102	70	130	0	20	
Nickel	0.0495	mg/L	0.050	99	70	130	0	20	
Thorium 232	0.0510	mg/L	0.0010	102	70	130	3.2	20	
Uranium	0.0510	mg/L	0.00030	102	70	130	2.6	20	
Vanadium	0.0499	mg/L	0.10	100	70	130	0	20	
Zinc	0.0487	mg/L	0.010	97	70	130	3.2	20	
Magnesium	19.2	mg/L	1.0		70	130	7.1	20	A

Qualifiers:

RL - Analyte reporting limit.

ND - Not detected at the reporting limit.

A - The analyte level was greater than four times the spike level. In accordance with the method % recovery is not calculated.



QA/QC Summary Report

Client: RESPEC Inc
Project: Edgemont

Report Date: 10/03/08
Work Order: R08070244

Analyte	Result	Units	RL	%REC	Low Limit	High Limit	RPD	RPDLimit	Qual
Method: E200.8							Batch: C_R104869		
Sample ID: LRB	Method Blank		Run: SUB-C104869				07/25/08 17:21		
Arsenic	ND	mg/L	4E-05						
Cadmium	ND	mg/L	3E-06						
Chromium	ND	mg/L	4E-05						
Lead	ND	mg/L	3E-06						
Mercury	8E-05	mg/L	1E-05						
Nickel	ND	mg/L	3E-05						
Silver	0.0006	mg/L	7E-06						
Vanadium	ND	mg/L	3E-05						
Sample ID: LFB	Laboratory Fortified Blank		Run: SUB-C104869				07/25/08 17:28		
Arsenic	0.0515	mg/L	0.0010	103	85	115			
Cadmium	0.0510	mg/L	0.0010	102	85	115			
Chromium	0.0515	mg/L	0.0010	103	85	115			
Lead	0.0514	mg/L	0.0010	103	85	115			
Mercury	0.00522	mg/L	0.0010	103	85	115			
Nickel	0.0514	mg/L	0.0010	103	85	115			
Silver	0.0185	mg/L	0.0010	89	85	115			
Vanadium	0.0513	mg/L	0.0010	102	85	115			
Sample ID: LFB	Laboratory Fortified Blank		Run: SUB-C104869				07/25/08 17:28		
Thorium 232	0.0473	mg/L	0.0010	95	85	115			
Sample ID: R08070220-001C	Post Digestion Spike		Run: SUB-C104869				07/26/08 07:58		
Arsenic	0.0671	mg/L	0.0010	101	70	130			
Barium	0.0654	mg/L	0.10	102	70	130			
Cadmium	0.0474	mg/L	0.010	95	70	130			
Chromium	0.0489	mg/L	0.050	98	70	130			
Copper	0.0513	mg/L	0.010	92	70	130			
Iron	22.4	mg/L	0.030		70	130			A
Lead	0.0502	mg/L	0.050	100	70	130			
Manganese	1.51	mg/L	0.010		70	130			A
Mercury	0.00539	mg/L	0.0010	108	70	130			
Molybdenum	0.0692	mg/L	0.10	99	70	130			
Nickel	0.0601	mg/L	0.050	96	70	130			
Silver	0.0153	mg/L	0.010	77	70	130			
Thorium 232	0.0532	mg/L	0.0010	106	70	130			
Vanadium	0.0503	mg/L	0.10	101	70	130			
Zinc	0.0555	mg/L	0.010	90	70	130			
Sample ID: R08070220-001C	Post Digestion Spike Duplicate		Run: SUB-C104869				07/26/08 08:05		
Arsenic	0.0627	mg/L	0.0010	92	70	130	6.9	20	
Barium	0.0658	mg/L	0.10	102	70	130	0	20	
Cadmium	0.0476	mg/L	0.010	95	70	130	0.4	20	
Chromium	0.0452	mg/L	0.050	90	70	130	0	20	

Qualifiers:

RL - Analyte reporting limit.

A - The analyte level was greater than four times the spike level. In accordance with the method % recovery is not calculated.

ND - Not detected at the reporting limit.



QA/QC Summary Report

Client: RESPEC Inc

Project: Edgemont

Report Date: 10/03/08

Work Order: R08070244

Analyte	Result	Units	RL	%REC	Low Limit	High Limit	RPD	RPDLimit	Qual
Method: E200.8							Batch: C_R104869		
Sample ID: R08070220-001C	Post Digestion Spike Duplicate		Run: SUB-C104869				07/26/08 08:05		
Copper	0.0478	mg/L	0.010	85	70	130	7	20	
Iron	21.9	mg/L	0.030		70	130	2.5	20	A
Lead	0.0505	mg/L	0.050	101	70	130	0.6	20	
Manganese	1.52	mg/L	0.010		70	130	0.8	20	A
Mercury	0.00553	mg/L	0.0010	111	70	130	2.6	20	
Molybdenum	0.0686	mg/L	0.10	98	70	130	0	20	
Nickel	0.0586	mg/L	0.050	93	70	130	2.5	20	
Silver	0.0148	mg/L	0.010	74	70	130	3.3	20	
Thorium 232	0.0534	mg/L	0.0010	107	70	130	0.5	20	
Vanadium	0.0468	mg/L	0.10	94	70	130	0	20	
Zinc	0.0501	mg/L	0.010	79	70	130	10	20	
Sample ID: R08070244-010C	Post Digestion Spike		Run: SUB-C104869				07/26/08 01:19		
Arsenic	0.0516	mg/L	0.0010	102	70	130			
Cadmium	0.0488	mg/L	0.010	98	70	130			
Chromium	0.0496	mg/L	0.050	99	70	130			
Lead	0.0509	mg/L	0.050	102	70	130			
Mercury	0.00507	mg/L	0.0010	101	70	130			
Nickel	0.0547	mg/L	0.050	97	70	130			
Silver	0.0184	mg/L	0.010	92	70	130			
Thorium 232	0.0538	mg/L	0.0010	107	70	130			
Vanadium	0.0513	mg/L	0.10	103	70	130			
Sample ID: R08070244-010C	Post Digestion Spike Duplicate		Run: SUB-C104869				07/26/08 01:26		
Arsenic	0.0513	mg/L	0.0010	102	70	130	0.5	20	
Cadmium	0.0491	mg/L	0.010	98	70	130	0.7	20	
Chromium	0.0495	mg/L	0.050	99	70	130	0	20	
Lead	0.0510	mg/L	0.050	102	70	130	0.2	20	
Mercury	0.00520	mg/L	0.0010	104	70	130	2.4	20	
Nickel	0.0543	mg/L	0.050	96	70	130	0.8	20	
Silver	0.0191	mg/L	0.010	95	70	130	3.3	20	
Thorium 232	0.0497	mg/L	0.0010	99	70	130	8	20	
Vanadium	0.0513	mg/L	0.10	102	70	130	0	20	

Qualifiers:

RL - Analyte reporting limit.

A - The analyte level was greater than four times the spike level. In accordance with the method % recovery is not calculated.

ND - Not detected at the reporting limit.



QA/QC Summary Report

Client: RESPEC Inc

Project: Edgemont

Report Date: 10/03/08

Work Order: R08070244

Analyte	Result	Units	RL	%REC	Low Limit	High Limit	RPD	RPDLimit	Qual
Method: E200.8							Batch: C_R104980		
Sample ID: LRB	Method Blank		Run: SUB-C104980				07/28/08 12:17		
Chromium	ND	mg/L	4E-05						
Manganese	ND	mg/L	5E-05						
Nickel	ND	mg/L	0.0007						
Silver	ND	mg/L	3E-05						
Uranium	3E-05	mg/L	1E-05						
Vanadium	ND	mg/L	3E-05						
Sample ID: LFB	Laboratory Fortified Blank		Run: SUB-C104980				07/28/08 12:24		
Chromium	0.0529	mg/L	0.0010	106	85	115			
Manganese	0.0525	mg/L	0.0010	105	85	115			
Nickel	0.0517	mg/L	0.0010	103	85	115			
Silver	0.0200	mg/L	0.0010	100	85	115			
Uranium	0.0520	mg/L	0.00030	104	85	115			
Vanadium	0.0522	mg/L	0.0010	104	85	115			
Sample ID: R08070244-011C	Post Digestion Spike		Run: SUB-C104980				07/28/08 17:41		
Chromium	0.0519	mg/L	0.050	103	70	130			
Manganese	0.0535	mg/L	0.010	104	70	130			
Nickel	0.0495	mg/L	0.050	99	70	130			
Silver	0.0140	mg/L	0.010	70	70	130			
Uranium	0.0506	mg/L	0.00030	101	70	130			
Vanadium	0.0513	mg/L	0.10	102	70	130			
Sample ID: R08070244-011C	Post Digestion Spike Duplicate		Run: SUB-C104980				07/28/08 18:15		
Chromium	0.0506	mg/L	0.050	100	70	130	2.6	20	
Manganese	0.0524	mg/L	0.010	102	70	130	2.2	20	
Nickel	0.0490	mg/L	0.050	98	70	130	0	20	
Silver	0.0156	mg/L	0.010	78	70	130	10	20	
Uranium	0.0502	mg/L	0.00030	100	70	130	0.8	20	
Vanadium	0.0502	mg/L	0.10	100	70	130	0	20	

Qualifiers:

RL - Analyte reporting limit.

ND - Not detected at the reporting limit.



QA/QC Summary Report

Client: RESPEC Inc

Project: Edgemont

Report Date: 10/03/08

Work Order: R08070244

Analyte	Result	Units	RL	%REC	Low Limit	High Limit	RPD	RPDLimit	Qual
Method: E200.8							Batch: C_R105126		
Sample ID: LRB	Method Blank		Run: SUB-C105126				07/30/08 16:46		
Arsenic	8E-05	mg/L	6E-05						
Nickel	ND	mg/L	0.0007						
Uranium	ND	mg/L	1E-05						
Sample ID: LFB	Laboratory Fortified Blank		Run: SUB-C105126				07/30/08 16:53		
Arsenic	0.0513	mg/L	0.0010	102	85	115			
Nickel	0.0512	mg/L	0.0010	102	85	115			
Uranium	0.0518	mg/L	0.00030	104	85	115			
Sample ID: C08070851-010BMS4	Post Digestion Spike		Run: SUB-C105126				07/30/08 18:41		
Arsenic	0.0513	mg/L	0.0010	102	70	130			
Nickel	0.0513	mg/L	0.050	103	70	130			
Uranium	0.0502	mg/L	0.00030	100	70	130			
Sample ID: C08070851-010BMSD4	Post Digestion Spike Duplicate		Run: SUB-C105126				07/30/08 18:48		
Arsenic	0.0510	mg/L	0.0010	102	70	130	0.6	20	
Nickel	0.0500	mg/L	0.050	100	70	130	2.6	20	
Uranium	0.0510	mg/L	0.00030	102	70	130	1.6	20	
Sample ID: C08070821-004BMS4	Post Digestion Spike		Run: SUB-C105126				07/30/08 20:29		
Arsenic	0.0692	mg/L	0.0010	103	70	130			
Nickel	0.0484	mg/L	0.050	94	70	130			
Uranium	10.8	mg/L	0.00030		70	130			A
Sample ID: C08070821-004BMSD4	Post Digestion Spike Duplicate		Run: SUB-C105126				07/30/08 20:36		
Arsenic	0.0684	mg/L	0.0010	101	70	130	1.1	20	
Nickel	0.0480	mg/L	0.050	93	70	130	0	20	
Uranium	11.4	mg/L	0.00030		70	130	5.8	20	A

Qualifiers:

RL - Analyte reporting limit.

ND - Not detected at the reporting limit.

A - The analyte level was greater than four times the spike level. In accordance with the method % recovery is not calculated.



QA/QC Summary Report

Client: RESPEC Inc

Project: Edgemont

Report Date: 10/03/08

Work Order: R08070244

Analyte	Result	Units	RL	%REC	Low Limit	High Limit	RPD	RPDLimit	Qual
Method: E200.8							Batch: C_R105162		
Sample ID: LRB	Method Blank				Run: SUB-C105162		07/31/08 12:55		
Cadmium	ND	mg/L	3E-06						
Silver	0.0004	mg/L	7E-06						
Sample ID: LFB	Laboratory Fortified Blank				Run: SUB-C105162		07/31/08 13:02		
Cadmium	0.0499	mg/L	0.0010	100	85	115			
Silver	0.0196	mg/L	0.0010	96	85	115			
Sample ID: C08070680-001CMS4	Post Digestion Spike				Run: SUB-C105162		07/31/08 18:14		
Cadmium	0.0473	mg/L	0.010	95	70	130			
Silver	0.0137	mg/L	0.010	69	70	130			S
Sample ID: C08070707-001BMS4	Post Digestion Spike				Run: SUB-C105162		07/31/08 19:07		
Cadmium	0.505	mg/L	0.010	101	70	130			
Silver	0.119	mg/L	0.010	60	70	130			S
Sample ID: C08070707-001BMSD4	Post Digestion Spike Duplicate				Run: SUB-C105162		07/31/08 19:14		
Cadmium	0.492	mg/L	0.010	98	70	130	2.6	20	
Silver	0.122	mg/L	0.010	61	70	130	1.9	20	S
Sample ID: C08070680-001CMSD4	Post Digestion Spike Duplicate				Run: SUB-C105162		07/31/08 18:47		
Cadmium	0.0474	mg/L	0.010	95	70	130	0.2	20	
Silver	0.0119	mg/L	0.010	59	70	130	14	20	S
Method: E245.1							Batch: B_33680		
Sample ID: MB-33680	Method Blank				Run: SUB-B114551		07/23/08 14:30		
Mercury	ND	mg/L	5E-05						
Sample ID: LFB-33680	Laboratory Fortified Blank				Run: SUB-B114551		07/23/08 14:33		
Mercury	0.0022	mg/L	0.0010	109	85	115			
Sample ID: R08070238-006F	Sample Matrix Spike				Run: SUB-B114551		07/23/08 15:08		
Mercury	0.0022	mg/L	0.0010	108	70	130			
Sample ID: R08070238-006F	Sample Matrix Spike Duplicate				Run: SUB-B114551		07/23/08 15:10		
Mercury	0.0021	mg/L	0.0010	105	70	130	2.8	30	

Qualifiers:

RL - Analyte reporting limit.

ND - Not detected at the reporting limit.

S - Spike recovery outside of advisory limits.



QA/QC Summary Report

Client: RESPEC Inc

Project: Edgemont

Report Date: 10/03/08

Work Order: R08070244

Analyte	Result	Units	RL	%REC	Low Limit	High Limit	RPD	RPDLimit	Qual
Method: E300.0							Batch: R36127		
Sample ID: LFB0807153729-3	Laboratory Fortified Blank			Run: DIONEX_080716A			07/16/08 08:56		
Chloride	4.80	mg/L	0.50	96	90	110			
Fluoride	1.81	mg/L	0.10	91	90	110			
Nitrogen, Nitrate as N	2.37	mg/L	0.10	95	90	110			
Nitrogen, Nitrite as N	2.51	mg/L	0.10	100	90	110			
Sulfate	14.3	mg/L	1.0	96	90	110			
Sample ID: LFB0807153729-4	Laboratory Fortified Blank			Run: DIONEX_080716A			07/16/08 09:12		
Chloride	4.93	mg/L	0.50	99	90	110			
Fluoride	1.87	mg/L	0.10	94	90	110			
Nitrogen, Nitrate as N	2.44	mg/L	0.10	98	90	110			
Nitrogen, Nitrite as N	2.58	mg/L	0.10	103	90	110			
Sulfate	14.7	mg/L	1.0	98	90	110			
Sample ID: LFB0807153729-5	Laboratory Fortified Blank			Run: DIONEX_080716A			07/16/08 09:29		
Chloride	4.94	mg/L	0.50	99	90	110			
Fluoride	1.87	mg/L	0.10	94	90	110			
Nitrogen, Nitrate as N	2.44	mg/L	0.10	98	90	110			
Nitrogen, Nitrite as N	2.58	mg/L	0.10	103	90	110			
Sulfate	14.8	mg/L	1.0	98	90	110			
Sample ID: R08070244-001AMS	Sample Matrix Spike			Run: DIONEX_080716A			07/16/08 13:02		
Chloride	257	mg/L	5.4	94	80	120			
Fluoride	94.0	mg/L	0.56	85	80	120			
Nitrogen, Nitrate as N	122	mg/L	1.3	97	80	120			
Nitrogen, Nitrite as N	129	mg/L	2.9	103	80	120			
Sulfate	1150	mg/L	3.4	90	80	120			
Sample ID: R08070244-001AMSD	Sample Matrix Spike Duplicate			Run: DIONEX_080716A			07/16/08 13:18		
Chloride	250	mg/L	5.4	92	80	120	2.5	10	
Fluoride	91.4	mg/L	0.56	82	80	120	2.8	10	
Nitrogen, Nitrate as N	118	mg/L	1.3	94	80	120	3.3	10	
Nitrogen, Nitrite as N	125	mg/L	2.9	100	80	120	2.9	10	
Sulfate	1160	mg/L	3.4	91	80	120	0.6	10	
Sample ID: R08070244-005AMS	Sample Matrix Spike			Run: DIONEX_080716A			07/16/08 16:19		
Chloride	256	mg/L	5.4	94	80	120			
Fluoride	93.9	mg/L	0.56	85	80	120			
Nitrogen, Nitrate as N	121	mg/L	1.3	97	80	120			
Nitrogen, Nitrite as N	129	mg/L	2.9	103	80	120			
Sulfate	1180	mg/L	3.4	87	80	120			
Sample ID: R08070244-005AMSD	Sample Matrix Spike Duplicate			Run: DIONEX_080716A			07/16/08 16:35		
Chloride	254	mg/L	5.4	93	80	120	0.5	10	
Fluoride	93.4	mg/L	0.56	84	80	120	0.6	10	

Qualifiers:

RL - Analyte reporting limit.

ND - Not detected at the reporting limit.



QA/QC Summary Report

Client: RESPEC Inc

Project: Edgemont

Report Date: 10/03/08

Work Order: R08070244

Analyte	Result	Units	RL	%REC	Low Limit	High Limit	RPD	RPDLimit	Qual
Method: E300.0									Batch: R36127
Sample ID: R08070244-005AMSD Sample Matrix Spike Duplicate Run: DIONEX_080716A									07/16/08 16:35
Nitrogen, Nitrate as N	120	mg/L	1.3	96	80	120	1.3	10	
Nitrogen, Nitrite as N	127	mg/L	2.9	102	80	120	1.4	10	
Sulfate	1190	mg/L	3.4	88	80	120	0.7	10	
Sample ID: R08070244-009AMS Sample Matrix Spike Run: DIONEX_080716A									07/16/08 19:36
Chloride	262	mg/L	5.4	94	80	120			
Fluoride	104	mg/L	0.56	95	80	120			
Nitrogen, Nitrate as N	121	mg/L	1.3	96	80	120			
Nitrogen, Nitrite as N	127	mg/L	2.9	102	80	120			
Sulfate	1170	mg/L	3.4	87	80	120			
Sample ID: R08070244-009AMSD Sample Matrix Spike Duplicate Run: DIONEX_080716A									07/16/08 19:52
Chloride	254	mg/L	5.4	91	80	120	3.2	10	
Fluoride	92.0	mg/L	0.56	83	80	120	12	10	R
Nitrogen, Nitrate as N	117	mg/L	1.3	93	80	120	3.2	10	
Nitrogen, Nitrite as N	123	mg/L	2.9	99	80	120	2.9	10	
Sulfate	1130	mg/L	3.4	82	80	120	3.4	10	
Method: E900.0									Batch: C_GrAB-0510
Sample ID: MB-GrAB-0510 Method Blank Run: SUB-C107110									09/04/08 06:47
Gross Alpha	-0.1	pCi/L							U
Gross Beta	-2	pCi/L							
Sample ID: UNAT-GrAB-0510 Laboratory Control Sample Run: SUB-C107110									09/04/08 06:47
Gross Alpha	120	pCi/L		87	70	130			
Sample ID: Cs137-GrAB-0510 Laboratory Control Sample Run: SUB-C107110									09/04/08 06:47
Gross Beta	77	pCi/L		84	70	130			
Sample ID: C08070835-001AMS Sample Matrix Spike Run: SUB-C107110									09/04/08 18:47
Gross Alpha	128	pCi/L		92	70	130			
Sample ID: C08070835-001AMSD Sample Matrix Spike Duplicate Run: SUB-C107110									09/04/08 18:47
Gross Alpha	121	pCi/L		88	70	130	5.2	16.7	
Sample ID: C08070835-001AMS Sample Matrix Spike Run: SUB-C107110									09/04/08 18:47
Gross Beta	76.3	pCi/L		86	70	130			
Sample ID: C08070835-001AMSD Sample Matrix Spike Duplicate Run: SUB-C107110									09/04/08 18:47
Gross Beta	74.2	pCi/L		84	70	130	2.8	16.1	

Qualifiers:

RL - Analyte reporting limit.

ND - Not detected at the reporting limit.

R - RPD exceeds advisory limit.

U - Not detected at minimum detectable concentration



QA/QC Summary Report

Client: RESPEC Inc
Project: Edgemont

Report Date: 10/03/08
Work Order: R08070244

Analyte	Result	Units	RL	%REC	Low Limit	High Limit	RPD	RPDLimit	Qual
Method: E900.0							Batch: C_R106566		
Sample ID: R08070244-011H	Sample Matrix Spike				Run: SUB-C106566			08/18/08 10:05	
Gross Alpha	130	pCi/L		97	70	130			
Sample ID: R08070244-011H	Sample Matrix Spike Duplicate				Run: SUB-C106566			08/18/08 10:05	
Gross Alpha	120	pCi/L		90	70	130	7.6	30	
Sample ID: MB-R106566	Method Blank				Run: SUB-C106566			08/18/08 10:05	
Gross Alpha	0.2	pCi/L							
Sample ID: LCS-R106566	Laboratory Control Sample				Run: SUB-C106566			08/18/08 10:05	
Gross Alpha	140	pCi/L		98	70	130			
Method: E901.1							Batch: C_R104840		
Sample ID: LCS-R104840	Laboratory Control Sample				Run: SUB-C104840			07/17/08 13:12	
Americium 241	230000	pCi/L	20	75	70	130			
Cesium 137	460000	pCi/L	20	106	70	130			
Cobalt 60	320000	pCi/L	20	101	70	130			
Sample ID: MB-R104840	Method Blank				Run: SUB-C104840			07/17/08 13:12	
Gross Gamma	ND	pCi/L						U	
Sample ID: R08070244-011H	Sample Duplicate				Run: SUB-C104840			07/17/08 13:12	
Gross Gamma	ND	pCi/L	20				0	30	
Method: E903.0							Batch: C_19224		
Sample ID: C08070719-001EMS	Sample Matrix Spike				Run: SUB-C105486			08/06/08 15:36	
Radium 226	140	pCi/L		87	70	130			
Sample ID: C08070719-001EMSD	Sample Matrix Spike Duplicate				Run: SUB-C105486			08/06/08 15:36	
Radium 226	130	pCi/L		79	70	130	7.8	29.9	
Sample ID: MB-19224	Method Blank				Run: SUB-C105486			08/06/08 17:08	
Radium 226	-2	pCi/L						U	
Sample ID: LCS-19224	Laboratory Control Sample				Run: SUB-C105486			08/06/08 17:08	
Radium 226	58	pCi/L		76	70	130			

Qualifiers:

RL - Analyte reporting limit.

ND - Not detected at the reporting limit.

U - Not detected at minimum detectable concentration



QA/QC Summary Report

Client: RESPEC Inc

Project: Edgemont

Report Date: 10/03/08

Work Order: R08070244

Analyte	Result	Units	RL	%REC	Low Limit	High Limit	RPD	RPDLimit	Qual
Method: E903.0 Batch: C_19232									
Sample ID: R08070244-010I	Sample Matrix Spike					Run: SUB-C105907			08/11/08 09:37
Radium 226	44	pCi/L		100	70	130			
Sample ID: R08070244-010I	Sample Matrix Spike Duplicate					Run: SUB-C105907			08/11/08 09:37
Radium 226	43	pCi/L		97	70	130	2.1	24.1	
Sample ID: MB-19232	Method Blank					Run: SUB-C105907			08/11/08 11:25
Radium 226	-1	pCi/L							U
Sample ID: LCS-19232	Laboratory Control Sample					Run: SUB-C105907			08/11/08 14:02
Radium 226	86	pCi/L		104	70	130			
Method: E903.0 Batch: C_RA226-2985									
Sample ID: MB-RA226-2985	Method Blank					Run: SUB-C105914			08/12/08 16:42
Radium 226	-0.2	pCi/L							U
Sample ID: LCS-RA226-2985	Laboratory Control Sample					Run: SUB-C105914			08/12/08 16:42
Radium 226	8.2	pCi/L		106	70	130			
Method: E907.0 Batch: C_19224									
Sample ID: C08070680-001IMS	Sample Matrix Spike					Run: SUB-C105794			08/04/08 22:05
Thorium 230	19.8	pCi/L	0.20	88	70	130			
Sample ID: C08070680-001IMSD	Sample Matrix Spike Duplicate					Run: SUB-C105794			08/04/08 22:05
Thorium 230	23.7	pCi/L	0.20	103	70	130	18	30	
Sample ID: LCS-19224	Laboratory Control Sample					Run: SUB-C105794			08/05/08 12:51
Thorium 230	44.9	pCi/L	0.20	92	70	130			
Sample ID: MB-19224	Method Blank					Run: SUB-C105794			08/05/08 12:51
Thorium 230	0.04	pCi/L							U
Method: E907.0 Batch: C_19232									
Sample ID: C08071003-001KMS	Sample Matrix Spike					Run: SUB-C105778			08/10/08 17:23
Thorium 230	22.3	pCi/L	0.20	96	70	130			
Sample ID: C08071003-001KMSD	Sample Matrix Spike Duplicate					Run: SUB-C105778			08/10/08 17:23
Thorium 230	21.3	pCi/L	0.20	90	70	130	4.3	30	
Sample ID: LCS-19232	Laboratory Control Sample					Run: SUB-C105778			08/10/08 17:23
Thorium 230	45.0	pCi/L	0.20	88	70	130			
Sample ID: MB-19232	Method Blank					Run: SUB-C105778			08/10/08 21:35
Thorium 230	0.1	pCi/L							U

Qualifiers:

RL - Analyte reporting limit.

ND - Not detected at the reporting limit.

U - Not detected at minimum detectable concentration



QA/QC Summary Report

Client: RESPEC Inc

Project: Edgemont

Report Date: 10/03/08

Work Order: R08070244

Analyte	Result	Units	RL	%REC	Low Limit	High Limit	RPD	RPDLimit	Qual
Method: E907.0							Batch: C_RA-TH-ISO-0598		
Sample ID: LCS-RA-TH-ISO-0598	Laboratory Control Sample				Run: SUB-C106251				08/13/08 00:45
Thorium 230	6.45	pCi/L	0.20	105	70	130			
Sample ID: R08070244-001H	Sample Matrix Spike				Run: SUB-C106251				08/13/08 12:43
Thorium 230	16.1	pCi/L	0.20	99	70	130			
Sample ID: R08070244-001H	Sample Matrix Spike Duplicate				Run: SUB-C106251				08/13/08 12:43
Thorium 230	16.8	pCi/L	0.20	103	70	130	4.4	30	
Sample ID: MB-RA-TH-ISO-0598	Method Blank				Run: SUB-C106251				08/13/08 17:32
Thorium 230	0.02	pCi/L							U
Method: E909.0M							Batch: C_19224		
Sample ID: C08070547-007IMS	Sample Matrix Spike				Run: SUB-C106081				07/29/08 09:30
Lead 210	930	pCi/L		79	70	130			
Sample ID: C08070547-007IMSD	Sample Matrix Spike Duplicate				Run: SUB-C106081				07/29/08 09:30
Lead 210	1400	pCi/L		117	70	130	39	30	R
- The RPD for the MSD is high. The individual spike recoveries are within range, the MB is acceptable, and the LCS is within range, therefore the batch is approved.									
Sample ID: MB-R106081	Method Blank				Run: SUB-C106081				07/29/08 09:30
Lead 210	5	pCi/L							U
Sample ID: LCS-R106081	Laboratory Control Sample				Run: SUB-C106081				07/29/08 09:30
Lead 210	110	pCi/L		87	70	130			
Method: E909.0M							Batch: C_19232		
Sample ID: C08070935-001FMS	Sample Matrix Spike				Run: SUB-C106570				08/11/08 09:30
Lead 210	1200	pCi/L		100	70	130			
Sample ID: C08070935-001FMDS	Sample Matrix Spike Duplicate				Run: SUB-C106570				08/11/08 09:30
Lead 210	1300	pCi/L		107	70	130	7.4	30	
Sample ID: MB-R106570	Method Blank				Run: SUB-C106570				08/11/08 09:30
Lead 210	1	pCi/L							U
Sample ID: LCS-R106570	Laboratory Control Sample				Run: SUB-C106570				08/11/08 09:30
Lead 210	140	pCi/L		117	70	130			

Qualifiers:

RL - Analyte reporting limit.

R - RPD exceeds advisory limit.

ND - Not detected at the reporting limit.

U - Not detected at minimum detectable concentration



QA/QC Summary Report

Client: RESPEC Inc
Project: Edgemont

Report Date: 10/03/08
Work Order: R08070244

Analyte	Result	Units	RL	%REC	Low Limit	High Limit	RPD	RPDLimit	Qual
Method: E909.0M							Batch: C_R105965		
Sample ID: R08070244-003H	Sample Matrix Spike				Run: SUB-C105965			07/25/08 11:45	
Lead 210	510	pCi/L		88	70	130			
Sample ID: R08070244-003H	Sample Matrix Spike Duplicate				Run: SUB-C105965			07/25/08 11:45	
Lead 210	560	pCi/L		95	70	130	8	30	
Sample ID: R08070244-006H	Sample Duplicate				Run: SUB-C105965			07/25/08 11:45	
Lead 210	-3.1	pCi/L					43	30	R
- The Sample and the Duplicate are both below the MDC; the RPD is acceptable.									
Sample ID: MB-R105965	Method Blank				Run: SUB-C105965			07/25/08 11:45	
Lead 210	-1	pCi/L							U
Sample ID: LCS-R105965	Laboratory Control Sample				Run: SUB-C105965			07/25/08 11:45	
Lead 210	130	pCi/L		110	70	130			
Method: RMO-3008							Batch: C_19224		
Sample ID: R08070244-009I	Sample Matrix Spike				Run: SUB-C105583			07/31/08 14:15	
Polonium 210	50	pCi/L	1.0	119	70	130			
Sample ID: R08070244-009I	Sample Matrix Spike Duplicate				Run: SUB-C105583			07/31/08 14:15	
Polonium 210	44	pCi/L	1.0	104	70	130	14	30	
Sample ID: LCS-R105583	Laboratory Control Sample				Run: SUB-C105583			07/31/08 14:15	
Polonium 210	80	pCi/L	1.0	93	70	130			
Sample ID: MB-R105583	Method Blank				Run: SUB-C105583			07/31/08 14:15	
Polonium 210	0.2	pCi/L							U
Method: RMO-3008							Batch: C_19232		
Sample ID: C08071003-002KMS	Sample Matrix Spike				Run: SUB-C105985			08/08/08 16:32	
Polonium 210	39	pCi/L	1.0	95	70	130			
Sample ID: C08071003-002KMSD	Sample Matrix Spike Duplicate				Run: SUB-C105985			08/08/08 16:32	
Polonium 210	44	pCi/L	1.0	109	70	130	13	30	
Sample ID: LCS-19232	Laboratory Control Sample				Run: SUB-C105985			08/08/08 16:32	
Polonium 210	86	pCi/L	1.0	105	70	130			
Sample ID: MB-19232	Method Blank				Run: SUB-C105985			08/08/08 16:32	
Polonium 210	0.6	pCi/L							U

Qualifiers:

RL - Analyte reporting limit.
R - RPD exceeds advisory limit.

ND - Not detected at the reporting limit.
U - Not detected at minimum detectable concentration



QA/QC Summary Report

Client: RESPEC Inc
Project: Edgemont

Report Date: 10/03/08
Work Order: R08070244

Analyte	Result	Units	RL	%REC	Low Limit	High Limit	RPD	RPDLimit	Qual
Method: RMO-3008							Batch: C_PO210-0122		
Sample ID: C08070897-005DMS	Sample Matrix Spike				Run: SUB-C105573			08/07/08 14:50	
Polonium 210	80	pCi/L	1.0	90	70	130			
Sample ID: C08070897-005DMSD	Sample Matrix Spike Duplicate				Run: SUB-C105573			08/07/08 14:50	
Polonium 210	87	pCi/L	1.0	98	70	130	8.1	30	
Sample ID: MB-PO210-0122	Method Blank				Run: SUB-C105573			08/07/08 17:07	
Polonium 210	0.4	pCi/L							U
Sample ID: LCS-R105573	Laboratory Control Sample				Run: SUB-C105573			08/04/08 03:45	
Polonium 210	42	pCi/L	1.0	97	70	130			
Method: SW7470A							Analytical Run: SUB-B114551		
Sample ID: QCS	Initial Calibration Verification Standard							07/23/08 08:21	
Mercury	0.0021	mg/L	0.0010	105	90	110			

Qualifiers:

RL - Analyte reporting limit.

ND - Not detected at the reporting limit.

U - Not detected at minimum detectable concentration



Chain of Custody and Analytical Request Record

Page 1 of 2

PLEASE PRINT - Provide as much information as possible.

Company Name: Reslec		Project Name, PWS, Permit, Etc. Reslec DB		Sample Origin State: SD	EPA/State Compliance: Yes <input type="checkbox"/> No <input type="checkbox"/>
Report Mail Address:		Contact Name: Cory Foreman		Phone/Fax: reslec.com	Sampler: (Please Print) Eric Kuntz
Invoice Address:		Invoice Contact & Phone:		Purchase Order:	Quote/Bottle Order:
Special Report/Formats - ELI must be notified prior to sample submittal for the following: <input type="checkbox"/> DW <input type="checkbox"/> A2LA <input type="checkbox"/> GSA <input type="checkbox"/> EDD/EDT (Electronic Data) <input type="checkbox"/> POTWW/WTP <input type="checkbox"/> Format: <input type="checkbox"/> State: <input type="checkbox"/> LEVEL IV <input type="checkbox"/> Other: <input type="checkbox"/> NEIAC			Number of Containers Sample Type: AWS VBO Air Water Soils/Solids Vegetation Bioassay Other		
SAMPLE IDENTIFICATION (Name, Location, Interval, etc.)		Collection Date	Collection Time	MATRIX	
1. Dew Burd GW 622		7/14/08	12:35	W	
2. Dew Burd GW 615		7/14/08	11:50	W	
3. Dew Burd GW 695		7/14/08	13:42	W	
4. Dew Burd GW 696		7/14/08	15:10	W	
5. Dew Burd GW 694		7/14/08	15:30	W	
6. Dew Burd GW 697		7/14/08	15:52	W	
7. Dew Burd GW 697		7/14/08	15:57	W	
8. Dew Burd GW 689		7/14/08	16:50	W	
9. Dew Burd GW 681		7/14/08	17:04	W	
10. Dew Burd GW 698		7/14/08	18:43	W	
Custody Record Relinquished by (Print): Eric Kuntz		Date/Time: 7/14/08 8:15	Signature: Eric Kuntz		
Signed		Sample Disposal:	Return to Client:	Lab Disposal:	

ANALYSIS REQUESTED

SEE ATTACHED
Normal Turnaround (TAT)

RUSH

Contact ELI prior to RUSH sample submittal for charges and scheduling - See Instruction Page

Comments:

All GW

Shipped by:

Cooler ID#:

Receipt Temp
5.1 °C

On Ice

Yes ☐ No ☒

Custody Seal

Intact

Signature

Match

LABORATORY USE ONLY

80870244-001

803

804

805

806

807

808

809

810

In certain circumstances, samples submitted to Energy Laboratories, Inc. may be subcontracted to other certified laboratories in order to complete the analysis requested. This serves as notice of this possibility. All sub-contract data will be clearly notated on your analytical report. Visit our web site at www.energylab.com for additional information, downloadable fee schedule, forms, and links.



Chain of Custody and Analytical Request Record

Page 2 of 2

PLEASE PRINT - Provide as much information as possible.

Company Name RESPEC		Project Name, PWS, Permit, Etc. Powerbel DB		Sample Origin State: SD	EPA/State Compliance: Yes <input type="checkbox"/> No <input type="checkbox"/>
Report Mail Address:		Contact Name: Cory Foreman Phone/Fax: respec.com		Email:	Sampler: (Please Print) Eric Knute
Invoice Address:		Invoice Contact & Phone:		Purchase Order:	Quote/Bottle Order:
Special Report/Formats - ELI must be notified prior to sample submittal for the following: <input type="checkbox"/> DW <input type="checkbox"/> A2LA <input type="checkbox"/> GSA <input type="checkbox"/> EDD/EDT (Electronic Data) <input type="checkbox"/> POTW/WWTTP <input type="checkbox"/> Format: _____ <input type="checkbox"/> State: _____ <input type="checkbox"/> LEVEL IV <input type="checkbox"/> Other: _____ <input type="checkbox"/> NELAC		Number of Containers Sample Type: AWSVB Air Water Soils/Solids Vegetation Bioassay Other		Shipped by: Cooler Dry: Receival Temp 5.1 °C On Ice: <input checked="" type="checkbox"/> Yes <input type="checkbox"/> No	
SAMPLE IDENTIFICATION (Name, Location, Interval, etc.)		Collection Date	Collection Time	MATRIX	Custody Seal Intact <input checked="" type="checkbox"/> N Signature <input checked="" type="checkbox"/> N Match <input checked="" type="checkbox"/> N
1 Dewey Burdock		7/14/08	18:00	W	
2 Dewey Burdock		7/14/08	18:00	W	
3					
4					
5					
6					
7					
8					
9					
10					
Custody Record Must be signed by (print): Eric Knute Date/Time: 7/14/08 21:30 Signature: [Signature] Relinquished by (print): Dustin Knute Date/Time: 7/14/08 9:45 Signature: [Signature] Signed: [Signature] Lab Disposal: [Signature] Received by (print): Dustin Knute Date/Time: 7-14-08/9:45 Signature: [Signature] Relinquished by (print): Steve Threland Date/Time: 7-15-08 8:00 Signature: [Signature]		ANALYSIS REQUESTED [Signature]		SEE ATTACHED Normal Turnaround (TAT) H S U R Comments: GW Contact ELI prior to RUSH sample submittal for charges and scheduling - See Instruction Page	
LABORATORY USE ONLY		888 702 41 011			

In certain circumstances, samples submitted to Energy Laboratories, Inc. may be subcontracted to other certified laboratories in order to complete the analysis requested. This serves as notice of this possibility. All sub-contract data will be clearly notated on your analytical report. Visit our web site at www.energylab.com for additional information, downloadable fee schedule, forms, and links.



ANALYTICAL SUMMARY REPORT

October 03, 2008

Cory Foreman

RESPEC Inc

3824 Jet Dr

Rapid City, SD 57701-

Workorder No.: R08070471

Quote ID: R286

Project Name: Edgemont

Energy Laboratories Inc. received the following 1 sample from RESPEC Inc on 7/29/2008 for analysis.

Sample ID	Client Sample ID	Collect Date	Receive Date	Matrix	Test
R08070471-001	DewBurd GW688	07/28/08 15:45	07/29/08	Aqueous	Metals by ICP/ICPMS, Dissolved Metals by ICP/ICPMS, Suspended Metals by ICP/ICPMS, Total Alkalinity Anion - Cation Balance Conductivity Mercury, Total Selenium, Dissolved Selenium, Dissolved Selenium, Dissolved Anions by Ion Chromatography Nitrogen, Ammonia Oxidation Reduction Potential pH Digestion, Total Metals Digestion, Total Metals Dissolved Filtration Digestion, Mercury by CVAA Gross Alpha, Gross Beta Gross Gamma, Dissolved Lead 210, Dissolved Lead 210, Suspended Polonium 210, Dissolved Polonium 210, Suspended Radium 226, Dissolved Radium 226, Suspended Radon 222 Thorium, Isotopic Thorium, Suspended Isotopic Sodium Adsorption Ratio Solids, Total Dissolved

As appropriate, any exceptions or problems with the analyses are noted in the Laboratory Analytical Report, the QA/QC Summary Report, or the Case Narrative.

If you have any questions regarding these tests results, please call.

Report Approved By:

Linda Larson

Rapid City - Project Manager



CLIENT: RESPEC Inc
Project: Edgemont
Sample Delivery Group: R08070471

Date: 03-Oct-08

CASE NARRATIVE

The following Case Narrative contains exceptions or comments pertaining to the analysis of samples submitted by RESPEC Inc on 7/29/2008 8:45:00 AM. These samples were assigned ELI Workorder Number R08070471.

This case narrative is used to explain any exceptions to the analyses performed for your sample(s). In accordance with Good Analytical Laboratory Practices (GALP), samples requiring data qualifiers or analytical modifications are explained herein.

All samples were analyzed in accordance with prescribed methodology, except where noted. Samples are accompanied by appropriate quality assurance/quality control (QA/QC) samples throughout the analytical process.

During the course of analyzing your sample(s) the following exceptions were noted.

- Any exceptions noted are listed in the Analytical Report

Subcontracting of sample analyses to an outside laboratory may be required. If so, ENERGY LABORATORIES, INC. will utilize its branch laboratories or qualified contract laboratories for this service. Any such laboratories are indicated within the Laboratory Analytical Report.

BRANCH LABORATORY IDENTIFIERS

eli-b - Energy Laboratories, Inc. - Billings, MT, EPA # MT00005
eli-c - Energy Laboratories, Inc. - Casper, WY, EPA# WY00002
eli-f - Energy Laboratories, Inc. - Idaho Falls, ID, EPA # ID00942
eli-g - Energy Laboratories, Inc. - Gillette, WY, EPA# WY00006
eli-h - Energy Laboratories, Inc. - Helena, MT, EPA# MT00945
eli-t - Energy Laboratories, Inc. - College Station, TX, EPA# TX01520

For additional information, including certifications, and analytical services visit our web page www.energylab.com.

If you have questions regarding this information, please feel free to contact us at (888)672-1225, (605)342-1225 or rapid_city@energylab.com.

Comments imported for SUBBED Workorder: C08071390

ANALYTICAL COMMENTS

The MDC for Pb-210 per RG 4.14 is 1 pCi/L. The current technique can achieve an MDC of 5 pCi/L if there is sufficient sample to process 1.0 L, and this is reported on a sample specific basis.

End of comments imported for SUBBED Workorder: C08071390



LABORATORY ANALYTICAL REPORT

Client: RESPEC Inc
Project: Edgemont
Lab ID: R08070471-001
Client Sample ID: DewBurd GW688

Report Date: 10/03/08
Collection Date: 07/28/08 15:45
Date Received: 07/29/08
Matrix: AQUEOUS

Analyses	Result	Units	Qual	RL	MCL/		Method	Analysis Date / By
					QCL	DF		
MAJOR IONS								
Alkalinity, Total as CaCO3	160	mg/L		5		1	A2320 B	08/01/08 14:53/mb
Carbonate as CO3	ND	mg/L		5		1	A2320 B	08/01/08 14:53/mb
Bicarbonate as HCO3	195	mg/L		5		1	A2320 B	08/01/08 14:53/mb
Calcium	50.0	mg/L		0.5		2	E200.7	08/06/08 16:19/eli-c
Chloride	11	mg/L		1		1	E300.0	07/30/08 20:37/jmh
Fluoride	0.5	mg/L		0.1		1	E300.0	07/30/08 20:37/jmh
Magnesium	21.1	mg/L		0.5		2	E200.7	08/06/08 16:19/eli-c
Nitrogen, Ammonia as N	0.2	mg/L		0.1		1	A4500-NH3 G	07/30/08 13:55/jmh
Nitrogen, Nitrate as N	ND	mg/L		0.1		1	E300.0	07/30/08 20:37/jmh
Nitrogen, Nitrite as N	ND	mg/L		0.1		1	E300.0	07/30/08 20:37/jmh
Potassium	12.0	mg/L		0.5		2	E200.7	08/06/08 16:19/eli-c
Silica	4.1	mg/L		0.5		2	E200.7	08/06/08 16:19/eli-c
Sodium	183	mg/L	D	2		2	E200.7	08/06/08 16:19/eli-c
Sulfate	445	mg/L	D	3		50	E300.0	07/30/08 20:21/jmh
PHYSICAL PROPERTIES								
Conductivity @ 25 C	1280	umhos/cm		5.0		1	A2510 B	08/01/08 08:53/tb
Oxidation-Reduction Potential	290	mV				1	A2580 B	08/04/08 00:00/jmh
pH	8.21	s.u.		0.01		1	A4500-H B	08/04/08 15:37/tb
Sodium Adsorption Ratio (SAR)	5.5	unitless		0.10		1	Calculation	09/29/08 11:40/ADM
Solids, Total Dissolved TDS @ 180 C	790	mg/L		5		1	A2540 C	07/31/08 12:00/mb
METALS - DISSOLVED								
Aluminum	ND	mg/L		0.1		2	E200.7	08/06/08 16:19/eli-c
Arsenic	0.001	mg/L		0.001		1	E200.8	08/11/08 16:15/eli-c
Barium	ND	mg/L		0.1		1	E200.8	08/05/08 20:29/eli-c
Boron	ND	mg/L		0.1		2	E200.7	08/06/08 16:19/eli-c
Cadmium	ND	mg/L		0.005		1	E200.8	08/05/08 20:29/eli-c
Chromium	ND	mg/L		0.05		1	E200.8	08/05/08 20:29/eli-c
Copper	ND	mg/L		0.01		1	E200.8	08/05/08 20:29/eli-c
Iron	0.05	mg/L		0.03		2	E200.7	08/06/08 16:19/eli-c
Lead	ND	mg/L		0.001		1	E200.8	08/05/08 20:29/eli-c
Manganese	0.04	mg/L		0.01		1	E200.8	08/05/08 20:29/eli-c
Mercury	ND	mg/L		0.001		1	E200.8	08/05/08 20:29/eli-c
Molybdenum	ND	mg/L		0.1		1	E200.8	08/05/08 20:29/eli-c
Nickel	ND	mg/L		0.05		1	E200.8	08/05/08 20:29/eli-c
Selenium	ND	mg/L		0.001		1	A3114 B	08/15/08 15:35/eli-c
Silver	ND	mg/L		0.005		1	E200.8	08/11/08 16:15/eli-c
Thorium 232	ND	mg/L		0.005		1	E200.8	08/05/08 20:29/eli-c

Report RL - Analyte reporting limit.
Definitions: QCL - Quality control limit.
MDC - Minimum detectable concentration

MCL - Maximum contaminant level.
ND - Not detected at the reporting limit.
D - RL increased due to sample matrix interference.

Page 1 of 3



LABORATORY ANALYTICAL REPORT

Client: RESPEC Inc
Project: Edgemont
Lab ID: R08070471-001
Client Sample ID: DewBurd GW688

Report Date: 10/03/08
Collection Date: 07/28/08 15:45
Date Received: 07/29/08
Matrix: AQUEOUS

Analyses	Result	Units	Qual	RL	MCL/		Method	Analysis Date / By
					QCL	DF		
METALS - DISSOLVED								
Uranium	ND	mg/L		0.0003		1	E200.8	08/05/08 20:29/eli-c
Vanadium	ND	mg/L		0.1		1	E200.8	08/05/08 20:29/eli-c
Zinc	ND	mg/L		0.01		1	E200.8	08/05/08 20:29/eli-c
METALS - SUSPENDED								
Uranium	ND	mg/L		0.0003		1	E200.8	08/09/08 01:05/eli-c
METALS - SPECIATED								
Selenium-IV	ND	mg/L		0.001		1	A3114 B	08/15/08 11:57/eli-c
Selenium-VI	ND	mg/L		0.001		1	A3114 B	08/15/08 15:52/eli-c
RADIONUCLIDES - DISSOLVED								
Gross Alpha	3.9	pCi/L				1	E900.0	09/06/08 01:18/eli-c
Gross Alpha precision (±)	2.0	pCi/L				1	E900.0	09/06/08 01:18/eli-c
Gross Alpha MDC	2.8	pCi/L				1	E900.0	09/06/08 01:18/eli-c
Gross Beta	14.3	pCi/L				1	E900.0	09/06/08 01:18/eli-c
Gross Beta precision (±)	2.3	pCi/L				1	E900.0	09/06/08 01:18/eli-c
Gross Beta MDC	3.5	pCi/L				1	E900.0	09/06/08 01:18/eli-c
Lead 210	-6	pCi/L	U			1	E909.0M	08/28/08 09:57/eli-c
Lead 210 precision (±)	7.3	pCi/L				1	E909.0M	08/28/08 09:57/eli-c
Lead 210 MDC	12.5	pCi/L				1	E909.0M	08/28/08 09:57/eli-c
Polonium 210	0.2	pCi/L	U	1.0		1	RMO-3008	08/21/08 17:30/eli-c
Polonium 210 precision (±)	0.70	pCi/L				1	RMO-3008	08/21/08 17:30/eli-c
Radium 226	0.6	pCi/L				1	E903.0	08/27/08 15:35/eli-ca
Radium 226 precision (±)	0.2	pCi/L				1	E903.0	08/27/08 15:35/eli-ca
Radium 226 MDC	0.3	pCi/L				1	E903.0	08/27/08 15:35/eli-ca
Thorium 230	0.1	pCi/L	U	0.2		1	E907.0	08/20/08 16:00/eli-c
Thorium 230 precision (±)	0.1	pCi/L				1	E907.0	08/20/08 16:00/eli-c
Gross Gamma	950	pCi/L		20		1	E901.1	08/08/08 07:23/eli-c
Gross Gamma precision (±)	160	pCi/L				1	E901.1	08/08/08 07:23/eli-c
RADIONUCLIDES - SUSPENDED								
Lead 210	-0.6	pCi/L	U			1	E909.0M	08/21/08 10:15/eli-c
Lead 210 precision (±)	7.1	pCi/L				1	E909.0M	08/21/08 10:15/eli-c
Lead 210 MDC	11.9	pCi/L				1	E909.0M	08/21/08 10:15/eli-c
Polonium 210	0.0	pCi/L	U	1.0		1	RMO-3008	09/03/08 17:30/eli-c
Polonium 210 precision (±)	0.36	pCi/L				1	RMO-3008	09/03/08 17:30/eli-c
Radium 226	-0.4	pCi/L	U			1	E903.0	08/18/08 17:41/eli-c
Radium 226 precision (±)	0.2	pCi/L				1	E903.0	08/18/08 17:41/eli-c

Report RL - Analyte reporting limit.
Definitions: QCL - Quality control limit.
MDC - Minimum detectable concentration

MCL - Maximum contaminant level.
ND - Not detected at the reporting limit.
U - Not detected at minimum detectable concentration

Page 2 of 3



LABORATORY ANALYTICAL REPORT

Client: RESPEC Inc
Project: Edgemont
Lab ID: R08070471-001
Client Sample ID: DewBurd GW688

Report Date: 10/03/08
Collection Date: 07/28/08 15:45
Date Received: 07/29/08
Matrix: AQUEOUS

Analyses	Result	Units	Qual	RL	MCL/ QCL	DF	Method	Analysis Date / By
RADIONUCLIDES - SUSPENDED								
Radium 226 MDC	0.6	pCi/L	U	0.2		1	E903.0	08/18/08 17:41/eli-c
Thorium 230	0.2	pCi/L				1	E907.0	08/22/08 10:00/eli-c
Thorium 230 precision (±)	0.3	pCi/L				1	E907.0	08/22/08 10:00/eli-c
RADIONUCLIDES - TOTAL								
Radon 222	1160	pCi/L		100		1	D5072-92	08/01/08 13:44/eli-c
Radon 222 precision (±)	127	pCi/L				1	D5072-92	08/01/08 13:44/eli-c
TOTAL METALS ANALYSES								
Antimony	ND	mg/L		0.003		10	E200.8	08/06/08 15:43/eli-c
Arsenic	0.015	mg/L		0.001		10	E200.8	08/11/08 19:20/eli-c
Barium	ND	mg/L		0.1		10	E200.8	08/06/08 15:43/eli-c
Beryllium	ND	mg/L		0.001		10	E200.8	08/11/08 19:20/eli-c
Boron	ND	mg/L		0.1		2	E200.7	08/05/08 20:02/eli-c
Cadmium	ND	mg/L		0.005		10	E200.8	08/06/08 15:43/eli-c
Chromium	ND	mg/L		0.05		2	E200.7	08/05/08 20:02/eli-c
Copper	ND	mg/L		0.01		2	E200.7	08/05/08 20:02/eli-c
Iron	0.14	mg/L		0.03		2	E200.7	08/05/08 20:02/eli-c
Lead	ND	mg/L		0.001		10	E200.8	08/06/08 15:43/eli-c
Manganese	0.05	mg/L		0.01		2	E200.7	08/05/08 20:02/eli-c
Mercury	ND	mg/L		0.0002		1	E245.1	08/05/08 13:50/eli-b
Molybdenum	ND	mg/L		0.1		2	E200.7	08/05/08 20:02/eli-c
Nickel	ND	mg/L		0.05		2	E200.7	08/05/08 20:02/eli-c
Selenium	ND	mg/L		0.001		10	E200.8	08/11/08 19:20/eli-c
Silver	ND	mg/L		0.005		10	E200.8	08/06/08 15:43/eli-c
Strontium	1.2	mg/L		0.1		2	E200.7	08/05/08 20:02/eli-c
Thallium	ND	mg/L		0.001		10	E200.8	08/06/08 15:43/eli-c
Uranium	ND	mg/L		0.0003		10	E200.8	08/11/08 19:20/eli-c
Zinc	ND	mg/L		0.01		2	E200.7	08/05/08 20:02/eli-c
DATA QUALITY								
A/C Balance (± 5)	-1.16	%				1	A1030 E	09/29/08 00:00/jmh
Anions	12.8	meq/L				1	A1030 E	09/29/08 00:00/jmh
Cations	12.5	meq/L				1	A1030 E	09/29/08 00:00/jmh
Solids, Total Dissolved Calculated	830	mg/L				1	A1030 E	09/29/08 00:00/jmh
TDS Balance (0.80 - 1.20)	0.950					1	A1030 E	09/29/08 00:00/jmh

Report RL - Analyte reporting limit.
Definitions: QCL - Quality control limit.
MDC - Minimum detectable concentration

MCL - Maximum contaminant level.
ND - Not detected at the reporting limit.
U - Not detected at minimum detectable concentration

Page 3 of 3



QA/QC Summary Report

Client: RESPEC Inc

Project: Edgemont

Report Date: 10/03/08

Work Order: R08070471

Analyte	Result	Units	RL	%REC	Low Limit	High Limit	RPD	RPDLimit	Qual
Method: A2320 B			Batch: 080801A-ALK-SEL-W						
Sample ID: LCS1_080801A	Laboratory Control Sample				Run: PH_COND1-R_080801A		08/01/08 14:01		
Alkalinity, Total as CaCO3	940	mg/L	5.0	94	90	110			
Sample ID: MBLK1_080801A	Method Blank				Run: PH_COND1-R_080801A		08/01/08 14:02		
Alkalinity, Total as CaCO3	ND	mg/L	3						
Method: A2510 B			Batch: 080801_1_COND-PROBE-W						
Sample ID: LCS_COND-1_080801	Laboratory Control Sample				Run: PH_COND2-R_080801A		08/01/08 08:42		
Conductivity @ 25 C	1420	umhos/cm	5.0	100	90	110			
Sample ID: LCS1-1_080801	Laboratory Control Sample				Run: PH_COND2-R_080801A		08/01/08 08:44		
Conductivity @ 25 C	152	umhos/cm	5.0	101	90	110			
Sample ID: LCS2-1_080801	Laboratory Control Sample				Run: PH_COND2-R_080801A		08/01/08 08:45		
Conductivity @ 25 C	4920	umhos/cm	5.0	98	90	110			
Sample ID: MBLK-1_080801	Method Blank				Run: PH_COND2-R_080801A		08/01/08 08:46		
Conductivity @ 25 C	ND	umhos/cm	5						
Sample ID: R08070503-001ADUP	Sample Duplicate				Run: PH_COND2-R_080801A		08/01/08 08:56		
Conductivity @ 25 C	4010	umhos/cm	5.0				1	10	
Method: A2540 C			Batch: 080731A-SLDS-TDS-W						
Sample ID: LCS1_080731A	Laboratory Control Sample				Run: BAL-4-R_080731A		07/31/08 11:39		
Solids, Total Dissolved TDS @ 180 C	230	mg/L	5.0	116	90	110			S
Sample ID: MBLK1_080731A	Method Blank				Run: BAL-4-R_080731A		07/31/08 11:40		
Solids, Total Dissolved TDS @ 180 C	ND	mg/L	3						
Sample ID: R08070444-006AMS	Sample Matrix Spike				Run: BAL-4-R_080731A		07/31/08 11:55		
Solids, Total Dissolved TDS @ 180 C	1500	mg/L	5.0	83	80	120			
Sample ID: R08070444-006AMSD	Sample Matrix Spike Duplicate				Run: BAL-4-R_080731A		07/31/08 11:56		
Solids, Total Dissolved TDS @ 180 C	1500	mg/L	5.0	99	80	120	2.1	10	
Method: A2580 B			Batch: 080804-ORP-ISE-W						
Sample ID: LCS	Laboratory Control Sample				Run: PH_COND1-R_080804A		08/04/08 00:00		
Oxidation-Reduction Potential	470	mV		99	95	105			
Sample ID: R08070471-001F	Sample Duplicate				Run: PH_COND1-R_080804A		08/04/08 00:00		
Oxidation-Reduction Potential	290	mV					0.3	10	

Qualifiers:

RL - Analyte reporting limit.

ND - Not detected at the reporting limit.

S - Spike recovery outside of advisory limits.



QA/QC Summary Report

Client: RESPEC Inc

Project: Edgemont

Report Date: 10/03/08

Work Order: R08070471

Analyte	Result	Units	RL	%REC	Low Limit	High Limit	RPD	RPDLimit	Qual
Method: A3114 B							Batch: C_SE3114-0808015A		
Sample ID: MBLK	Method Blank					Run: SUB-C105972			08/15/08 11:38
Selenium-IV	ND	mg/L	6E-05						
Sample ID: 288-121-5	Laboratory Control Sample					Run: SUB-C105972			08/15/08 11:40
Selenium-IV	0.049	mg/L	0.0010	98	90	110			
Sample ID: C08071121-001AMS	Sample Matrix Spike					Run: SUB-C105972			08/15/08 11:46
Selenium-IV	0.055	mg/L	0.0010	109	85	115			
Sample ID: C08071121-001AMSD	Sample Matrix Spike Duplicate					Run: SUB-C105972			08/15/08 11:48
Selenium-IV	0.057	mg/L	0.0010	113	85	115	4	10	
Method: A3114 B							Batch: C_SE3114-0808015B		
Sample ID: MBLK	Method Blank					Run: SUB-C105991			08/15/08 15:10
Selenium	ND	mg/L	6E-05						
Sample ID: 288-121-5	Laboratory Control Sample					Run: SUB-C105991			08/15/08 15:20
Selenium	0.047	mg/L	0.0010	95	90	110			
Sample ID: C08071121-001AMS	Sample Matrix Spike					Run: SUB-C105991			08/15/08 15:24
Selenium	0.047	mg/L	0.0010	91	85	115			
Sample ID: C08071121-001AMSD	Sample Matrix Spike Duplicate					Run: SUB-C105991			08/15/08 15:26
Selenium	0.048	mg/L	0.0010	93	85	115	2.1	15	
Method: A4500-H B							Batch: 080804_1_PH-W		
Sample ID: LCS_pH-1_080804	Laboratory Control Sample					Run: PH_COND2-R_080804A			08/04/08 15:34
pH	6.88	s.u.	0.010	100	98.55	101.45			
Sample ID: R08080016-004BDUP	Sample Duplicate					Run: PH_COND2-R_080804A			08/04/08 15:43
pH	8.02	s.u.	0.010				0.1	1.25	
Method: A4500-NH3 G							Batch: A2008-07-30_2_NH3_01		
Sample ID: MBLK-2	Method Blank					Run: TECHAA2-R_080730A			07/30/08 11:56
Nitrogen, Ammonia as N	ND	mg/L	0.01						
Sample ID: LFB-4	Laboratory Fortified Blank					Run: TECHAA2-R_080730A			07/30/08 11:58
Nitrogen, Ammonia as N	0.25	mg/L	0.10	102	90	110			
Sample ID: R08070444-004BMS	Sample Matrix Spike					Run: TECHAA2-R_080730A			07/30/08 13:47
Nitrogen, Ammonia as N	0.13	mg/L	0.10	52	80	120			S
Sample ID: R08070444-004BMDS	Sample Matrix Spike Duplicate					Run: TECHAA2-R_080730A			07/30/08 13:48
Nitrogen, Ammonia as N	0.12	mg/L	0.10	48	80	120	9.6	10	S

Qualifiers:

RL - Analyte reporting limit.

ND - Not detected at the reporting limit.

S - Spike recovery outside of advisory limits.



QA/QC Summary Report

Client: RESPEC Inc

Project: Edgemont

Report Date: 10/03/08

Work Order: R08070471

Analyte	Result	Units	RL	%REC	Low Limit	High Limit	RPD	RPDLimit	Qual
Method: D5072-92									Batch: C_R105444
Sample ID: R08070471-001G	Sample Duplicate					Run: SUB-C105444			08/01/08 13:44
Radon 222	1230	pCi/L	100				5.3	30	
Sample ID: MB-R105444	Method Blank					Run: SUB-C105444			08/01/08 13:44
Radon 222	40	pCi/L							
Sample ID: LCS-R105444	Laboratory Control Sample					Run: SUB-C105444			08/01/08 13:44
Radon 222	324	pCi/L	100	94	70	130			

Qualifiers:

RL - Analyte reporting limit.

ND - Not detected at the reporting limit.



QA/QC Summary Report

Client: RESPEC Inc

Project: Edgemont

Report Date: 10/03/08

Work Order: R08070471

Analyte	Result	Units	RL	%REC	Low Limit	High Limit	RPD	RPDLimit	Qual
Method: E200.7							Batch: C_19343		
Sample ID: MB-19343	Method Blank		Run: SUB-C105373				08/05/08 19:34		
Boron	ND	mg/L	0.01						
Chromium	ND	mg/L	0.004						
Copper	ND	mg/L	0.005						
Iron	ND	mg/L	0.009						
Manganese	ND	mg/L	0.0003						
Molybdenum	ND	mg/L	0.007						
Nickel	ND	mg/L	0.005						
Strontium	ND	mg/L	0.0004						
Zinc	0.003	mg/L	0.001						
Sample ID: LCS3-19343	Laboratory Control Sample		Run: SUB-C105373				08/05/08 19:38		
Boron	0.501	mg/L	0.10	100	85	115			
Chromium	0.501	mg/L	0.050	100	85	115			
Copper	0.505	mg/L	0.010	101	85	115			
Iron	2.72	mg/L	0.030	109	85	115			
Manganese	2.51	mg/L	0.010	101	85	115			
Molybdenum	0.498	mg/L	0.10	100	85	115			
Nickel	0.496	mg/L	0.050	99	85	115			
Strontium	0.493	mg/L	0.10	99	85	115			
Zinc	0.501	mg/L	0.010	100	85	115			
Sample ID: C08071410-001BMS3	Sample Matrix Spike		Run: SUB-C105373				08/05/08 20:10		
Boron	0.514	mg/L	0.10	103	70	130			
Chromium	0.504	mg/L	0.050	101	70	130			
Copper	0.514	mg/L	0.010	103	70	130			
Iron	2.80	mg/L	0.030	109	70	130			
Manganese	2.71	mg/L	0.010	100	70	130			
Molybdenum	0.500	mg/L	0.10	100	70	130			
Nickel	0.492	mg/L	0.050	98	70	130			
Strontium	2.00	mg/L	0.10	82	70	130			
Zinc	0.531	mg/L	0.010	99	70	130			
Sample ID: C08071410-001BMSD3	Sample Matrix Spike Duplicate		Run: SUB-C105373				08/05/08 20:14		
Boron	0.510	mg/L	0.10	102	70	130	0.9	20	
Chromium	0.515	mg/L	0.050	103	70	130	2.2	20	
Copper	0.527	mg/L	0.010	105	70	130	2.5	20	
Iron	2.84	mg/L	0.030	111	70	130	1.4	20	
Manganese	2.75	mg/L	0.010	102	70	130	1.8	20	
Molybdenum	0.509	mg/L	0.10	102	70	130	1.9	20	
Nickel	0.490	mg/L	0.050	98	70	130	0.3	20	
Strontium	2.15	mg/L	0.10	113	70	130	7.5	20	
Zinc	0.545	mg/L	0.010	102	70	130	2.6	20	

Qualifiers:

RL - Analyte reporting limit.

ND - Not detected at the reporting limit.



QA/QC Summary Report

Client: RESPEC Inc

Project: Edgemont

Report Date: 10/03/08

Work Order: R08070471

Analyte	Result	Units	RL	%REC	Low Limit	High Limit	RPD	RPDLimit	Qual
Method: E200.7							Batch: C_R105457		
Sample ID: MB-080806A	Method Blank		Run: SUB-C105457				08/06/08 13:48		
Silica	0.04	mg/L	0.02						
Aluminum	ND	mg/L	0.004						
Boron	0.02	mg/L	0.008						
Calcium	ND	mg/L	0.1						
Iron	ND	mg/L	0.005						
Magnesium	ND	mg/L	0.04						
Potassium	ND	mg/L	0.02						
Sodium	ND	mg/L	0.8						
Sample ID: LFB-080806A	Laboratory Fortified Blank		Run: SUB-C105457				08/06/08 15:10		
Silica	0.41	mg/L	0.10	103	85	125			
Aluminum	0.97	mg/L	0.10	97	85	125			
Boron	1.00	mg/L	0.10	100	85	125			
Calcium	54	mg/L	0.50	107	85	125			
Iron	1.0	mg/L	0.030	104	85	125			
Magnesium	53	mg/L	0.50	106	85	125			
Potassium	46	mg/L	0.50	92	85	125			
Sodium	49	mg/L	0.77	98	85	125			
Sample ID: C08061359-007EMS2	Sample Matrix Spike		Run: SUB-C105457				08/06/08 15:18		
Aluminum	1.97	mg/L	0.10	99	70	130			
Boron	2.17	mg/L	0.10	98	70	130			
Iron	2.14	mg/L	0.030	105	70	130			
Calcium	134	mg/L	1.0	106	70	130			
Magnesium	110	mg/L	1.0	105	70	130			
Potassium	100	mg/L	1.0	92	70	130			
Silica	6.57	mg/L	0.10		70	130			A
Sodium	246	mg/L	1.5	97	70	130			
Sample ID: C08061359-007EMSD2	Sample Matrix Spike Duplicate		Run: SUB-C105457				08/06/08 15:22		
Aluminum	2.04	mg/L	0.10	102	70	130	3.3	20	
Boron	2.27	mg/L	0.10	103	70	130	4.3	20	
Iron	2.23	mg/L	0.030	110	70	130	4.2	20	
Calcium	138	mg/L	1.0	110	70	130	3	20	
Magnesium	113	mg/L	1.0	109	70	130	3.1	20	
Potassium	99.5	mg/L	1.0	91	70	130	0.7	20	
Silica	6.83	mg/L	0.10		70	130	4	20	A
Sodium	250	mg/L	1.5	100	70	130	1.6	20	

Qualifiers:

RL - Analyte reporting limit.

ND - Not detected at the reporting limit.

A - The analyte level was greater than four times the spike level. In accordance with the method % recovery is not calculated.



QA/QC Summary Report

Client: RESPEC Inc

Project: Edgemont

Report Date: 10/03/08

Work Order: R08070471

Analyte	Result	Units	RL	%REC	Low Limit	High Limit	RPD	RPDLimit	Qual
Method: E200.8							Batch: C_19343		
Sample ID: MB-19343	Method Blank		Run: SUB-C105472				08/06/08 15:03		
Antimony	ND	mg/L	0.0002						
Arsenic	0.002	mg/L	5E-05						
Barium	ND	mg/L	9E-05						
Beryllium	ND	mg/L	0.0001						
Cadmium	4E-05	mg/L	3E-05						
Lead	ND	mg/L	5E-05						
Selenium	ND	mg/L	0.0002						
Silver	ND	mg/L	4E-05						
Thallium	ND	mg/L	3E-05						
Uranium	0.0002	mg/L	3E-05						
Sample ID: LCS3-19343	Laboratory Control Sample		Run: SUB-C105472				08/06/08 15:37		
Antimony	0.545	mg/L	0.050	109	85	115			
Arsenic	0.521	mg/L	0.0010	104	85	115			
Barium	0.525	mg/L	0.10	105	85	115			
Beryllium	0.230	mg/L	0.010	92	85	115			
Cadmium	0.260	mg/L	0.010	104	85	115			
Lead	0.516	mg/L	0.050	103	85	115			
Selenium	0.523	mg/L	0.0020	105	85	115			
Silver	0.0479	mg/L	0.010	96	85	115			
Thallium	0.511	mg/L	0.10	102	85	115			
Uranium	0.547	mg/L	0.00032	109	85	115			
Sample ID: C08071410-001BMS3	Sample Matrix Spike		Run: SUB-C105472				08/06/08 15:57		
Antimony	0.559	mg/L	0.050	112	70	130			
Arsenic	0.546	mg/L	0.0010	109	70	130			
Barium	0.553	mg/L	0.10	107	70	130			
Cadmium	0.255	mg/L	0.010	102	70	130			
Lead	0.534	mg/L	0.050	107	70	130			
Selenium	0.535	mg/L	0.0010	107	70	130			
Silver	0.0473	mg/L	0.010	95	70	130			
Thallium	0.550	mg/L	0.10	110	70	130			
Uranium	0.627	mg/L	0.00030	125	70	130			
Sample ID: C08071410-001BMSD3	Sample Matrix Spike Duplicate		Run: SUB-C105472				08/06/08 16:04		
Antimony	0.564	mg/L	0.050	113	70	130	0.9	20	
Arsenic	0.542	mg/L	0.0010	108	70	130	0.8	20	
Barium	0.555	mg/L	0.10	107	70	130	0.2	20	
Cadmium	0.254	mg/L	0.010	101	70	130	0.4	20	
Lead	0.526	mg/L	0.050	105	70	130	1.5	20	
Selenium	0.527	mg/L	0.0010	105	70	130	1.7	20	
Silver	0.0475	mg/L	0.010	95	70	130	0.4	20	
Thallium	0.545	mg/L	0.10	109	70	130	0.8	20	
Uranium	0.628	mg/L	0.00030	125	70	130	0.1	20	

Qualifiers:

RL - Analyte reporting limit.

ND - Not detected at the reporting limit.



QA/QC Summary Report

Client: RESPEC Inc

Project: Edgemont

Report Date: 10/03/08

Work Order: R08070471

Analyte	Result	Units	RL	%REC	Low Limit	High Limit	RPD	RPDLimit	Qual
Method: E200.8									Batch: C_19343
Sample ID: C08071410-001BMSD3	Sample Matrix Spike Duplicate					Run: SUB-C105472			08/06/08 16:04

Qualifiers:

RL - Analyte reporting limit.

ND - Not detected at the reporting limit.



QA/QC Summary Report

Client: RESPEC Inc
Project: Edgemont

Report Date: 10/03/08
Work Order: R08070471

Analyte	Result	Units	RL	%REC	Low Limit	High Limit	RPD	RPDLimit	Qual
Method: E200.8							Batch: C_R105384		
Sample ID: LRB	Method Blank		Run: SUB-C105384				08/05/08 13:12		
Arsenic	ND	mg/L	6E-05						
Barium	ND	mg/L	3E-05						
Cadmium	ND	mg/L	1E-05						
Chromium	ND	mg/L	4E-05						
Copper	ND	mg/L	7E-05						
Lead	ND	mg/L	3E-05						
Manganese	ND	mg/L	5E-05						
Mercury	ND	mg/L	8E-05						
Molybdenum	ND	mg/L	5E-05						
Nickel	ND	mg/L	0.0007						
Thorium 232	ND	mg/L	4E-05						
Uranium	ND	mg/L	1E-05						
Vanadium	ND	mg/L	3E-05						
Zinc	ND	mg/L	0.0003						
Sample ID: LFB	Laboratory Fortified Blank		Run: SUB-C105384				08/05/08 13:18		
Arsenic	0.0564	mg/L	0.0010	113	85	115			
Barium	0.0559	mg/L	0.0010	112	85	115			
Cadmium	0.0557	mg/L	0.0010	111	85	115			
Chromium	0.0537	mg/L	0.0010	107	85	115			
Copper	0.0576	mg/L	0.0010	115	85	115			
Lead	0.0563	mg/L	0.0010	113	85	115			
Manganese	0.0536	mg/L	0.0010	107	85	115			
Mercury	0.00558	mg/L	0.0010	112	85	115			
Molybdenum	0.0564	mg/L	0.0010	113	85	115			
Nickel	0.0574	mg/L	0.0010	115	85	115			
Thorium 232	0.0538	mg/L	0.0010	108	85	115			
Uranium	0.0543	mg/L	0.00030	109	85	115			
Vanadium	0.0531	mg/L	0.0010	106	85	115			
Zinc	0.0579	mg/L	0.0010	116	85	115			
Sample ID: R08070471-001C	Post Digestion Spike		Run: SUB-C105384				08/05/08 20:35		
Arsenic	0.0551	mg/L	0.0010	107	70	130			
Barium	0.0670	mg/L	0.10	107	70	130			
Cadmium	0.0493	mg/L	0.010	99	70	130			
Chromium	0.0480	mg/L	0.050	96	70	130			
Copper	0.0492	mg/L	0.010	97	70	130			
Lead	0.0545	mg/L	0.050	109	70	130			
Manganese	0.0869	mg/L	0.010	103	70	130			
Mercury	0.00539	mg/L	0.0010	108	70	130			
Molybdenum	0.0529	mg/L	0.10	104	70	130			
Nickel	0.0491	mg/L	0.050	98	70	130			
Thorium 232	0.0553	mg/L	0.0010	111	70	130			

Qualifiers:

RL - Analyte reporting limit.

ND - Not detected at the reporting limit.



QA/QC Summary Report

Client: RESPEC Inc
Project: Edgemont

Report Date: 10/03/08
Work Order: R08070471

Analyte	Result	Units	RL	%REC	Low Limit	High Limit	RPD	RPDLimit	Qual
Method: E200.8							Batch: C_R105384		
Sample ID: R08070471-001C	Post Digestion Spike		Run: SUB-C105384				08/05/08 20:35		
Uranium	0.0557	mg/L	0.00030	111	70	130			
Vanadium	0.0495	mg/L	0.10	98	70	130			
Zinc	0.0506	mg/L	0.010	99	70	130			
Sample ID: R08070471-001C	Post Digestion Spike Duplicate		Run: SUB-C105384				08/05/08 20:42		
Arsenic	0.0557	mg/L	0.0010	108	70	130	0.9	20	
Barium	0.0677	mg/L	0.10	108	70	130	0	20	
Cadmium	0.0505	mg/L	0.010	101	70	130	2.6	20	
Chromium	0.0499	mg/L	0.050	100	70	130	0	20	
Copper	0.0504	mg/L	0.010	99	70	130	2.4	20	
Lead	0.0540	mg/L	0.050	108	70	130	0.9	20	
Manganese	0.0881	mg/L	0.010	106	70	130	1.4	20	
Mercury	0.00536	mg/L	0.0010	107	70	130	0.5	20	
Molybdenum	0.0547	mg/L	0.10	108	70	130	0	20	
Nickel	0.0504	mg/L	0.050	101	70	130	2.7	20	
Thorium 232	0.0557	mg/L	0.0010	111	70	130	0.6	20	
Uranium	0.0556	mg/L	0.00030	111	70	130	0.1	20	
Vanadium	0.0510	mg/L	0.10	102	70	130	0	20	
Zinc	0.0507	mg/L	0.010	99	70	130	0.1	20	
Method: E200.8							Batch: C_R105674		
Sample ID: LRB	Method Blank		Run: SUB-C105674				08/11/08 12:08		
Silver	5E-05	mg/L	7E-06						
Sample ID: LFB	Laboratory Fortified Blank		Run: SUB-C105674				08/11/08 12:15		
Silver	0.0197	mg/L	0.0010	98	85	115			
Sample ID: C08080052-001FMS4	Post Digestion Spike		Run: SUB-C105674				08/11/08 19:51		
Silver	0.00469	mg/L	0.010	23	70	130			S
Sample ID: C08080052-001FMSD4	Post Digestion Spike Duplicate		Run: SUB-C105674				08/11/08 20:24		
Silver	0.00310	mg/L	0.010	16	70	130	0	20	S

Qualifiers:

RL - Analyte reporting limit.

ND - Not detected at the reporting limit.

S - Spike recovery outside of advisory limits.



QA/QC Summary Report

Client: RESPEC Inc

Project: Edgemont

Report Date: 10/03/08

Work Order: R08070471

Analyte	Result	Units	RL	%REC	Low Limit	High Limit	RPD	RPDLimit	Qual
Method: E245.1							Batch: B_33886		
Sample ID: MB-33886	Method Blank				Run: SUB-B115272		08/05/08 12:37		
Mercury	ND	mg/L	5E-05						
Sample ID: LFB-33886	Laboratory Fortified Blank				Run: SUB-B115272		08/05/08 12:39		
Mercury	0.0021	mg/L	0.0010	107	85	115			
Sample ID: B08072977-006CMS	Sample Matrix Spike				Run: SUB-B115272		08/05/08 13:11		
Mercury	0.00230	mg/L	0.0010	115	70	130			
Sample ID: B08072977-006CMSD	Sample Matrix Spike Duplicate				Run: SUB-B115272		08/05/08 13:13		
Mercury	0.00223	mg/L	0.0010	112	70	130	3.1	30	
Method: E245.1							Analytical Run: SUB-B115272		
Sample ID: QCS	Initial Calibration Verification Standard						08/05/08 12:29		
Mercury	0.0018	mg/L	0.0010	92	90	110			
Method: E300.0							Batch: R36547		
Sample ID: LFB0807304819-1	Laboratory Fortified Blank				Run: DIONEX_080730A		07/30/08 11:36		
Chloride	6.29	mg/L	0.50	126	90	110			S
Fluoride	2.02	mg/L	0.10	101	90	110			
Nitrogen, Nitrate as N	2.42	mg/L	0.10	97	90	110			
Nitrogen, Nitrite as N	2.52	mg/L	0.10	101	90	110			
Sulfate	16.9	mg/L	1.0	113	90	110			S
Sample ID: LFB0807304819-4	Laboratory Fortified Blank				Run: DIONEX_080730A		07/30/08 12:25		
Chloride	4.91	mg/L	0.50	98	90	110			
Fluoride	2.04	mg/L	0.10	102	90	110			
Nitrogen, Nitrate as N	2.42	mg/L	0.10	97	90	110			
Nitrogen, Nitrite as N	2.54	mg/L	0.10	102	90	110			
Sulfate	14.6	mg/L	1.0	97	90	110			
Sample ID: R08070444-009AMS	Sample Matrix Spike				Run: DIONEX_080730A		07/30/08 19:32		
Chloride	83.7	mg/L	1.1	92	80	120			
Fluoride	20.5	mg/L	0.11	98	80	120			
Nitrogen, Nitrate as N	25.2	mg/L	0.25	93	80	120			
Nitrogen, Nitrite as N	25.5	mg/L	0.58	102	80	120			
Sulfate	382	mg/L	1.0	84	80	120			
Sample ID: R08070444-009AMSD	Sample Matrix Spike Duplicate				Run: DIONEX_080730A		07/30/08 19:48		
Chloride	85.0	mg/L	1.1	94	80	120	1.5	10	
Fluoride	20.4	mg/L	0.11	98	80	120	0.3	10	
Nitrogen, Nitrate as N	25.1	mg/L	0.25	92	80	120	0.5	10	
Nitrogen, Nitrite as N	25.4	mg/L	0.58	102	80	120	0.5	10	
Sulfate	392	mg/L	1.0	90	80	120	2.5	10	

Qualifiers:

RL - Analyte reporting limit.

ND - Not detected at the reporting limit.

S - Spike recovery outside of advisory limits.



QA/QC Summary Report

Client: RESPEC Inc
Project: Edgemont

Report Date: 10/03/08
Work Order: R08070471

Analyte	Result	Units	RL	%REC	Low Limit	High Limit	RPD	RPDLimit	Qual
Method: E900.0							Batch: C_GrAB-0511		
Sample ID: MB-GrAB-0511	Method Blank					Run: SUB-C107112		09/05/08 11:49	
Gross Alpha	-0.2	pCi/L							U
Gross Beta	-2	pCi/L							
Sample ID: UNAT-GrAB-0511	Laboratory Control Sample					Run: SUB-C107112		09/05/08 11:50	
Gross Alpha	130	pCi/L		92	70	130			
Sample ID: C08080307-002FMS	Sample Matrix Spike					Run: SUB-C107112		09/05/08 11:49	
Gross Alpha	165	pCi/L		117	70	130			
Sample ID: C08080307-002FMSD	Sample Matrix Spike Duplicate					Run: SUB-C107112		09/05/08 11:50	
Gross Alpha	147	pCi/L		104	70	130	11	16.5	
Sample ID: Cs137-GrAB-0511	Laboratory Control Sample					Run: SUB-C107112		09/05/08 11:49	
Gross Beta	82	pCi/L		90	70	130			
Sample ID: C08080307-002FMS	Sample Matrix Spike					Run: SUB-C107112		09/05/08 11:50	
Gross Beta	87.6	pCi/L		92	70	130			
Sample ID: C08080307-002FMSD	Sample Matrix Spike Duplicate					Run: SUB-C107112		09/05/08 11:50	
Gross Beta	86.6	pCi/L		91	70	130	1.2	16	
Method: E901.1							Batch: C_R105938		
Sample ID: LCS-R105938	Laboratory Control Sample					Run: SUB-C105938		08/08/08 07:23	
Cesium 137	39300	pCi/L	20	102	70	130			
Cobalt 60	38200	pCi/L	20	95	70	130			
Sample ID: MB-R105938	Method Blank					Run: SUB-C105938		08/08/08 07:23	
Gross Gamma	ND	pCi/L							
Sample ID: R08070471-001H	Sample Duplicate					Run: SUB-C105938		08/08/08 07:23	
Gross Gamma	1100	pCi/L	20				11	30	
Method: E903.0							Batch: C_19385		
Sample ID: C08071321-001FMS	Sample Matrix Spike					Run: SUB-C106299		08/18/08 16:03	
Radium 226	47	pCi/L		120	70	130			
Sample ID: C08071321-001FMSD	Sample Matrix Spike Duplicate					Run: SUB-C106299		08/18/08 17:41	
Radium 226	40	pCi/L		103	70	130	16	25.8	
Sample ID: MB-19385	Method Blank					Run: SUB-C106299		08/18/08 17:41	
Radium 226	-2	pCi/L							U
Sample ID: LCS-19385	Laboratory Control Sample					Run: SUB-C106299		08/18/08 17:41	
Radium 226	96	pCi/L		124	70	130			

Qualifiers:

RL - Analyte reporting limit.

ND - Not detected at the reporting limit.

U - Not detected at minimum detectable concentration



QA/QC Summary Report

Client: RESPEC Inc
Project: Edgemont

Report Date: 10/03/08
Work Order: R08070471

Analyte	Result	Units	RL	%REC	Low Limit	High Limit	RPD	RPDLimit	Qual
Method: E903.0							Batch: C_RA226-3016		
Sample ID: MB-RA226-3016	Method Blank					Run: SUB-C106616		08/27/08 17:58	
Radium 226	-0.2	pCi/L							U
Sample ID: LCS-RA226-3016	Laboratory Control Sample					Run: SUB-C106616		08/27/08 17:58	
Radium 226	8.5	pCi/L		110	70	130			
Sample ID: C08071259-001DMS	Sample Matrix Spike					Run: SUB-C106616		08/15/08 14:15	
Radium 226	19	pCi/L		114	70	130			
Sample ID: C08071259-001DMSD	Sample Matrix Spike Duplicate					Run: SUB-C106616		08/15/08 14:15	
Radium 226	18	pCi/L		109	70	130	4.8	30	
Method: E907.0							Batch: C_19385		
Sample ID: C08071095-003FMS	Sample Matrix Spike					Run: SUB-C106951		08/22/08 10:00	
Thorium 230	24.9	pCi/L	0.20	100	70	130			
Sample ID: C08071095-003FMSD	Sample Matrix Spike Duplicate					Run: SUB-C106951		08/22/08 10:00	
Thorium 230	23.1	pCi/L	0.20	94	70	130	7.5	30	
Sample ID: LCS-19385	Laboratory Control Sample					Run: SUB-C106951		08/22/08 10:00	
Thorium 230	50.0	pCi/Filter	0.20	102	70	130			
Sample ID: MB-19385	Method Blank					Run: SUB-C106951		08/22/08 10:00	
Thorium 230	0.4	pCi/L							U
Method: E907.0							Batch: C_R106719		
Sample ID: LCS-R106719	Laboratory Control Sample					Run: SUB-C106719		08/20/08 16:00	
Thorium 230	6.10	pCi/L	0.20	102	70	130			
Sample ID: C08071230-006CMS	Sample Matrix Spike					Run: SUB-C106719		08/20/08 16:00	
Thorium 230	17.4	pCi/L	0.20	107	70	130			
Sample ID: C08071230-006CMSD	Sample Matrix Spike Duplicate					Run: SUB-C106719		08/20/08 16:00	
Thorium 230	12.7	pCi/L	0.20	79	70	130	31	30	R
- The RPD for the MSD is high. The individual spike recoveries are within range, the MB is acceptable, and the LCS is within range, therefore the batch is approved.									
Sample ID: MB-R106719	Method Blank					Run: SUB-C106719		08/20/08 16:00	
Thorium 230	ND	pCi/L							U

Qualifiers:

RL - Analyte reporting limit.
R - RPD exceeds advisory limit.

ND - Not detected at the reporting limit.
U - Not detected at minimum detectable concentration



QA/QC Summary Report

Client: RESPEC Inc
Project: Edgemont

Report Date: 10/03/08
Work Order: R08070471

Analyte	Result	Units	RL	%REC	Low Limit	High Limit	RPD	RPDLimit	Qual
Method: E909.0M							Batch: C_19385		
Sample ID: C08071095-005FMS	Sample Matrix Spike				Run: SUB-C106789			08/21/08 10:15	
Lead 210	950	pCi/L		81	70	130			
Sample ID: C08071095-005FMSD	Sample Matrix Spike Duplicate				Run: SUB-C106789			08/21/08 10:15	
Lead 210	1200	pCi/L		103	70	130	23	30	
Sample ID: MB-R106789	Method Blank				Run: SUB-C106789			08/21/08 10:15	
Lead 210	-4	pCi/L							U
Sample ID: LCS-R106789	Laboratory Control Sample				Run: SUB-C106789			08/21/08 10:15	
Lead 210	110	pCi/L		101	70	130			
Method: E909.0M							Batch: C_R107244		
Sample ID: C08080052-002AMS	Sample Matrix Spike				Run: SUB-C107244			08/28/08 09:57	
Lead 210	580	pCi/L		100	70	130			
Sample ID: C08080052-002AMSD	Sample Matrix Spike Duplicate				Run: SUB-C107244			08/28/08 09:57	
Lead 210	780	pCi/L		134	70	130	29	30	S
- Spike response is outside of the acceptance range for this analysis. Since the LCS and the RPD for the MS MSD pair are acceptable the batch is approved.									
Sample ID: C08080052-003ADUP	Sample Duplicate				Run: SUB-C107244			08/28/08 09:57	
Lead 210	-6.0	pCi/L					180	30	UR
- The Sample and the Duplicate are both below the MDC; the RPD is acceptable.									
Sample ID: MB-R107244	Method Blank				Run: SUB-C107244			08/28/08 09:57	
Lead 210	-8	pCi/L							U
Sample ID: LCS-R107244	Laboratory Control Sample				Run: SUB-C107244			08/28/08 09:57	
Lead 210	110	pCi/L		104	70	130			
Method: RMO-3008							Batch: C_R106673		
Sample ID: C08071095-001EMS	Sample Matrix Spike				Run: SUB-C106673			08/21/08 17:30	
Polonium 210	53	pCi/L	1.0	93	70	130			
Sample ID: C08071095-001EMSD	Sample Matrix Spike Duplicate				Run: SUB-C106673			08/21/08 17:30	
Polonium 210	47	pCi/L	1.0	83	70	130	12	30	
Sample ID: LCS-R106673	Laboratory Control Sample				Run: SUB-C106673			08/21/08 17:30	
Polonium 210	43	pCi/L	1.0	77	70	130			
Sample ID: MB-R106673	Method Blank				Run: SUB-C106673			08/21/08 17:30	
Polonium 210	0.4	pCi/L							U

Qualifiers:

RL - Analyte reporting limit.

R - RPD exceeds advisory limit.

U - Not detected at minimum detectable concentration

ND - Not detected at the reporting limit.

S - Spike recovery outside of advisory limits.



QA/QC Summary Report

Client: RESPEC Inc
Project: Edgemont

Report Date: 10/03/08
Work Order: R08070471

Analyte	Result	Units	RL	%REC	Low Limit	High Limit	RPD	RPDLimit	Qual
Method: RMO-3008							Batch: C_R107327		
Sample ID: C08080030-003FMS	Sample Matrix Spike				Run: SUB-C107327			09/03/08 17:30	
Polonium 210	21	pCi/L	1.0	92	70	130			
Sample ID: C08080030-003FMSD	Sample Matrix Spike Duplicate				Run: SUB-C107327			09/03/08 17:30	
Polonium 210	24	pCi/L	1.0	108	70	130	14	30	
Sample ID: LCS-19385	Laboratory Control Sample				Run: SUB-C107327			09/03/08 17:30	
Polonium 210	100	pCi/L	1.0	126	70	130			
Sample ID: MB-19385	Method Blank				Run: SUB-C107327			09/03/08 17:30	
Polonium 210	-0.4	pCi/L							U

Qualifiers:

RL - Analyte reporting limit.

ND - Not detected at the reporting limit.

U - Not detected at minimum detectable concentration



Chain of Custody and Analytical Request Record

Page 1 of 1

PLEASE PRINT - Provide as much information as possible.

Company Name: RESER		Project Name, PWS, Permit, Etc. Burckel D8		Sample Origin State: Yes <input type="checkbox"/> No <input type="checkbox"/>	EPA/State Compliance: Yes <input type="checkbox"/> No <input type="checkbox"/>
Report Mail Address:		Contact Name: Corey Foreman Phone/Fax: 605-672-1397		Email: corey@energylab.com	Sampler: (Please Print) Eric Krantz
Invoice Address:		Invoice Contact & Phone:		Purchase Order:	Quote/Bottle Order:
Special Report/Formats - ELI must be notified prior to sample submittal for the following: <input type="checkbox"/> DW <input type="checkbox"/> A2LA <input type="checkbox"/> EDD/EDT (Electronic Data) <input type="checkbox"/> GSA <input type="checkbox"/> Format: <input type="checkbox"/> LEVEL IV <input type="checkbox"/> POTW/WWTP <input type="checkbox"/> LEVEL IV <input type="checkbox"/> State: <input type="checkbox"/> NELAC <input type="checkbox"/> Other: <input type="checkbox"/>		Number of Containers Sample Type: A W S V B O Air Water Soils/Solids Vegetation Bioassay Other		Shipped by: 2.2.0c Cooler Dry: Yes <input checked="" type="checkbox"/> No <input type="checkbox"/> Receipt Temp: 2.2.0c On Ice: Yes <input checked="" type="checkbox"/> No <input type="checkbox"/> Custody Seal: Y <input type="checkbox"/> N <input type="checkbox"/> Intact: Y <input type="checkbox"/> N <input type="checkbox"/> Signature: Y <input type="checkbox"/> N <input type="checkbox"/> Match: Y <input type="checkbox"/> N <input type="checkbox"/>	
SAMPLE IDENTIFICATION (Name, Location, Interval, etc.)		Collection Date	Collection Time	MATRIX	
1 Dew Burd SW1688		7/29/08	15:45	W	
2					
3					
4					
5					
6					
7					
8					
9					
10					
Custody Record		Relinquished by (print): Eric Krantz	Date/Time: 7/29/08 08:45	Signature: [Signature]	Date/Time: 7-29-08 8:45
Relinquished by (print): Eric Krantz		Date/Time: 7-29-08 8:45	Signature: [Signature]	Date/Time: 7-29-08 8:45	Signature: [Signature]
Signed		Sample Disposal:	Return to Client:	Lab Disposal:	Received by Laboratory:

In certain circumstances, samples submitted to Energy Laboratories, Inc. may be subcontracted to other certified laboratories in order to complete the analysis requested. This serves as notice of this possibility. All sub-contract data will be clearly noted on your analytical report. Visit our web site at www.energylab.com for additional information, downloadable fee schedule, forms, and links.



ANALYTICAL SUMMARY REPORT

November 14, 2008

Cory Foreman
RESPEC Inc
3824 Jet Dr
Rapid City, SD 57701-

Workorder No.: R08080301 Quote ID: R286

Project Name: Edgemont


Energy Laboratories Inc. received the following 5 samples for RESPEC Inc on 8/20/2008 for analysis.

Sample ID	Client Sample ID	Collect Date	Receive Date	Matrix	Test
R08080301-001	DewBurd GW3026	08/19/08 16:25	08/20/08	Aqueous	Metals by ICP/ICPMS, Dissolved Metals by ICP/ICPMS, Suspended Metals by ICP/ICPMS, Total Alkalinity Anion - Cation Balance Conductivity Mercury, Total Selenium, Dissolved Selenium, Dissolved Selenium, Dissolved Anions by Ion Chromatography Nitrogen, Ammonia Oxidation Reduction Potential pH Digestion, Total Metals Digestion, Total Metals Dissolved Filtration Digestion, Mercury by CVAA Gross Alpha, Gross Beta Gross Gamma, Dissolved Lead 210, Dissolved Lead 210, Suspended Polonium 210, Dissolved Polonium 210, Suspended Radium 226, Dissolved Radium 226, Suspended Radon 222 Thorium, Isotopic Thorium, Suspended Isotopic Sodium Adsorption Ratio Solids, Total Dissolved
R08080301-002	DewBurd GW3026	08/19/08 16:35	08/20/08	Aqueous	Same As Above
R08080301-003	DewBurd GW698	08/19/08 17:35	08/20/08	Aqueous	Same As Above
R08080301-004	DewBurd GW681	08/19/08 19:08	08/20/08	Aqueous	Same As Above
R08080301-005	DewBurd GW689	08/19/08 19:18	08/20/08	Aqueous	Same As Above

As appropriate, any exceptions or problems with the analyses are noted in the Laboratory Analytical Report, the QA/QC Summary Report, or the Case Narrative.

If you have any questions regarding these tests results, please call.

Report Approved By: _____


Linda Larson
Rapid City - Project Manager



CLIENT: RESPEC Inc
Project: Edgemont
Sample Delivery Group: R08080301

Date: 14-Nov-08

CASE NARRATIVE

This case narrative is used to explain any exceptions to the analyses performed for your sample(s). In accordance with Good Analytical Laboratory Practices (GALP), samples requiring data qualifiers or analytical modifications are explained herein.

All samples were analyzed in accordance with prescribed methodology, except where noted. Samples are accompanied by appropriate quality assurance/quality control (QA/QC) samples throughout the analytical process.

During the course of analyzing your sample(s) the following exceptions were noted.
- Any exceptions noted are listed in the Analytical Report

Subcontracting of sample analyses to an outside laboratory may be required. If so, ENERGY LABORATORIES, INC. will utilize its branch laboratories or qualified contract laboratories for this service. Any such laboratories are indicated within the Laboratory Analytical Report.

BRANCH LABORATORY IDENTIFIERS

eli-b - Energy Laboratories, Inc. - Billings, MT, EPA # MT00005
eli-c - Energy Laboratories, Inc. - Casper, WY, EPA# WY00002
eli-f - Energy Laboratories, Inc. - Idaho Falls, ID, EPA # ID00942
eli-g - Energy Laboratories, Inc. - Gillette, WY, EPA# WY00006
eli-h - Energy Laboratories, Inc. - Helena, MT, EPA# MT00945
eli-t - Energy Laboratories, Inc. - College Station, TX, EPA# TX01520

For additional information, including certifications, and analytical services visit our web page www.energylab.com.

If you have questions regarding this information, please feel free to contact us at (888)672-1225, (605)342-1225 or rapid_city@energylab.com.

Comments imported for SUBBED Workorder: C08081029

ANALYTICAL COMMENTS

The MDC for Pb-210 per RG 4.14 is 1 pCi/L. The current technique can achieve an MDC of 5 pCi/L if there is sufficient sample to process 1.0 L, and this is reported on a sample specific basis.

End of comments imported for SUBBED Workorder: C08081029



LABORATORY ANALYTICAL REPORT

Client: RESPEC Inc
Project: Edgemont
Lab ID: R08080301-001
Client Sample ID: DewBurd GW3026

Report Date: 11/14/08
Collection Date: 08/19/08 16:25
Date Received: 08/20/08
Matrix: AQUEOUS

Analyses	Result	Units	Qual	RL	MCL/ QCL	DF	Method	Analysis Date / By
MAJOR IONS								
Alkalinity, Total as CaCO ₃	208	mg/L		5		1	A2320 B	08/21/08 11:43/mb
Carbonate as CO ₃	ND	mg/L		5		1	A2320 B	08/21/08 11:43/mb
Bicarbonate as HCO ₃	254	mg/L		5		1	A2320 B	08/21/08 11:43/mb
Calcium	499	mg/L		0.5		2	E200.7	09/02/08 17:29/eli-c
Chloride	15	mg/L		1		1	E300.0	08/21/08 23:06/jmh
Fluoride	0.4	mg/L		0.1		1	E300.0	08/21/08 23:06/jmh
Magnesium	152	mg/L		0.5		2	E200.7	09/02/08 17:29/eli-c
Nitrogen, Ammonia as N	0.6	mg/L		0.1		1	A4500-NH ₃ G	08/21/08 17:48/jmh
Nitrogen, Nitrate as N	ND	mg/L		0.1		1	E300.0	08/21/08 23:06/jmh
Nitrogen, Nitrite as N	ND	mg/L		0.1		1	E300.0	08/21/08 23:06/jmh
Potassium	21.9	mg/L		0.5		2	E200.7	09/02/08 17:29/eli-c
Silica	2.2	mg/L		0.5		2	E200.7	09/02/08 17:29/eli-c
Sodium	172	mg/L	D	2		2	E200.7	09/02/08 17:29/eli-c
Sulfate	1870	mg/L	D	3		50	E300.0	08/21/08 22:49/jmh
PHYSICAL PROPERTIES								
Conductivity @ 25 C	3480	umhos/cm		5.0		1	A2510 B	08/22/08 11:48/tb
Oxidation-Reduction Potential	130	mV				1	A2580 B	08/25/08 00:00/jmh
pH	7.07	s.u.		0.01		1	A4500-H B	08/22/08 13:53/tb
Sodium Adsorption Ratio (SAR)	1.7	unitless		0.10		1	Calculation	11/04/08 09:20/ADM
Solids, Total Dissolved TDS @ 180 C	2800	mg/L		5		1	A2540 C	08/25/08 15:53/mb
METALS - DISSOLVED								
Aluminum	ND	mg/L		0.1		2	E200.7	09/02/08 17:29/eli-c
Arsenic	0.017	mg/L		0.001		1	E200.8	09/03/08 03:19/eli-c
Barium	ND	mg/L		0.1		2	E200.7	09/02/08 17:29/eli-c
Boron	0.2	mg/L		0.1		2	E200.7	09/02/08 17:29/eli-c
Cadmium	ND	mg/L		0.005		1	E200.8	09/03/08 03:19/eli-c
Chromium	ND	mg/L		0.05		2	E200.7	09/02/08 17:29/eli-c
Copper	ND	mg/L		0.01		1	E200.8	09/03/08 03:19/eli-c
Iron	25.4	mg/L		0.03		2	E200.7	09/02/08 17:29/eli-c
Lead	ND	mg/L		0.001		1	E200.8	09/03/08 03:19/eli-c
Manganese	1.60	mg/L		0.01		1	E200.8	09/03/08 03:19/eli-c
Mercury	ND	mg/L		0.001		1	E200.8	09/03/08 03:19/eli-c
Molybdenum	ND	mg/L		0.1		2	E200.7	09/02/08 17:29/eli-c
Nickel	ND	mg/L		0.05		2	E200.7	09/02/08 17:29/eli-c
Selenium	ND	mg/L		0.001		1	A3114 B	09/01/08 11:37/eli-c
Silver	ND	mg/L		0.005		1	E200.8	09/03/08 03:19/eli-c
Thorium 232	ND	mg/L		0.005		1	E200.8	09/03/08 03:19/eli-c

Report RL - Analyte reporting limit.
Definitions: QCL - Quality control limit.
MDC - Minimum detectable concentration

MCL - Maximum contaminant level.
ND - Not detected at the reporting limit.
D - RL increased due to sample matrix interference.

Page 1 of 15



LABORATORY ANALYTICAL REPORT

Client: RESPEC Inc
Project: Edgemont
Lab ID: R08080301-001
Client Sample ID: DewBurd GW3026

Report Date: 11/14/08
Collection Date: 08/19/08 16:25
Date Received: 08/20/08
Matrix: AQUEOUS

Analyses	Result	Units	Qual	RL	MCL/		Method	Analysis Date / By
					QCL	DF		
METALS - DISSOLVED								
Uranium	0.0106	mg/L		0.0003		1	E200.8	09/03/08 03:19/eli-c
Vanadium	ND	mg/L		0.1		1	E200.8	09/03/08 03:19/eli-c
Zinc	0.02	mg/L		0.01		2	E200.7	09/02/08 17:29/eli-c
METALS - SUSPENDED								
Uranium	ND	mg/L		0.0003		1	E200.8	09/11/08 01:11/eli-c
METALS - SPECIATED								
Selenium-IV	ND	mg/L		0.001		1	A3114 B	08/31/08 16:02/eli-c
Selenium-VI	ND	mg/L		0.001		1	A3114 B	09/01/08 11:59/eli-c
RADIONUCLIDES - DISSOLVED								
Gross Alpha	77.5	pCi/L				1	E900.0	09/25/08 14:09/eli-c
Gross Alpha precision (±)	11.6	pCi/L				1	E900.0	09/25/08 14:09/eli-c
Gross Alpha MDC	10.4	pCi/L				1	E900.0	09/25/08 14:09/eli-c
Gross Beta	30.2	pCi/L				1	E900.0	09/25/08 14:09/eli-c
Gross Beta precision (±)	7.3	pCi/L				1	E900.0	09/25/08 14:09/eli-c
Gross Beta MDC	11.4	pCi/L				1	E900.0	09/25/08 14:09/eli-c
Lead 210	2.1	pCi/L	U			1	E909.0M	09/04/08 07:39/eli-c
Lead 210 precision (±)	6.4	pCi/L				1	E909.0M	09/04/08 07:39/eli-c
Lead 210 MDC	10.7	pCi/L				1	E909.0M	09/04/08 07:39/eli-c
Polonium 210	0.2	pCi/L	U	1.0		1	RMO-3008	09/03/08 19:15/eli-c
Polonium 210 precision (±)	0.60	pCi/L				1	RMO-3008	09/03/08 19:15/eli-c
Radium 226	9.5	pCi/L				1	E903.0	09/15/08 16:28/eli-c
Radium 226 precision (±)	0.7	pCi/L				1	E903.0	09/15/08 16:28/eli-c
Thorium 230	0.0	pCi/L	U	0.2		1	E907.0	09/20/08 12:26/eli-c
Thorium 230 precision (±)	0.08	pCi/L				1	E907.0	09/20/08 12:26/eli-c
Gross Gamma	840	pCi/L		20		1	E901.1	08/29/08 12:32/eli-c
Gross Gamma precision (±)	140	pCi/L				1	E901.1	08/29/08 12:32/eli-c
RADIONUCLIDES - SUSPENDED								
Lead 210	-5	pCi/L	U			1	E909.0M	09/12/08 10:37/eli-c
Lead 210 precision (±)	10.5	pCi/L				1	E909.0M	09/12/08 10:37/eli-c
Lead 210 MDC	17.8	pCi/L				1	E909.0M	09/12/08 10:37/eli-c
Polonium 210	0.0	pCi/L	U	1.0		1	RMO-3008	09/15/08 14:35/eli-c
Polonium 210 precision (±)	0.19	pCi/L				1	RMO-3008	09/15/08 14:35/eli-c
Radium 226	-0.3	pCi/L	U			1	E903.0	09/17/08 17:18/eli-c
Radium 226 precision (±)	0.3	pCi/L				1	E903.0	09/17/08 17:18/eli-c
Radium 226 MDC	0.5	pCi/L				1	E903.0	09/17/08 17:18/eli-c

Report RL - Analyte reporting limit.
Definitions: QCL - Quality control limit.
MDC - Minimum detectable concentration

MCL - Maximum contaminant level.
ND - Not detected at the reporting limit.
U - Not detected at minimum detectable concentration

Page 2 of 15



LABORATORY ANALYTICAL REPORT

Client: RESPEC Inc
Project: Edgemont
Lab ID: R08080301-001
Client Sample ID: DewBurd GW3026

Report Date: 11/14/08
Collection Date: 08/19/08 16:25
Date Received: 08/20/08
Matrix: AQUEOUS

Analyses	Result	Units	Qual	RL	MCL/ QCL	DF	Method	Analysis Date / By
RADIONUCLIDES - SUSPENDED								
Thorium 230	0.0	pCi/L	U	0.2		1	E907.0	09/29/08 13:22/eli-c
Thorium 230 precision (±)	0.2	pCi/L				1	E907.0	09/29/08 13:22/eli-c
RADIONUCLIDES - TOTAL								
Radon 222	836	pCi/L		100		1	D5072-92	08/25/08 17:46/eli-c
Radon 222 precision (±)	109	pCi/L				1	D5072-92	08/25/08 17:46/eli-c
TOTAL METALS ANALYSES								
Antimony	ND	mg/L		0.003		1	E200.8	09/03/08 03:25/eli-c
Arsenic	0.022	mg/L		0.001		1	E200.8	09/03/08 03:25/eli-c
Barium	ND	mg/L		0.1		2	E200.7	09/02/08 19:55/eli-c
Beryllium	ND	mg/L		0.001		1	E200.8	09/03/08 21:47/eli-c
Boron	0.1	mg/L		0.1		2	E200.7	09/02/08 19:55/eli-c
Cadmium	ND	mg/L		0.005		1	E200.8	09/03/08 03:25/eli-c
Chromium	ND	mg/L		0.05		2	E200.7	09/02/08 19:55/eli-c
Copper	ND	mg/L		0.01		2	E200.7	09/02/08 19:55/eli-c
Iron	25.8	mg/L		0.03		2	E200.7	09/02/08 19:55/eli-c
Lead	ND	mg/L		0.001		1	E200.8	09/03/08 03:25/eli-c
Manganese	1.64	mg/L		0.01		1	E200.8	09/03/08 03:25/eli-c
Mercury	ND	mg/L		0.001		1	E245.1	08/28/08 08:08/eli-b
Molybdenum	ND	mg/L		0.1		2	E200.7	09/02/08 19:55/eli-c
Nickel	ND	mg/L		0.05		2	E200.7	09/02/08 19:55/eli-c
Selenium	0.001	mg/L		0.001		1	E200.8	09/03/08 03:25/eli-c
Silver	ND	mg/L		0.005		1	E200.8	09/03/08 03:25/eli-c
Strontium	7.2	mg/L		0.1		2	E200.7	09/02/08 19:55/eli-c
Thallium	ND	mg/L		0.001		1	E200.8	09/03/08 03:25/eli-c
Uranium	0.0105	mg/L		0.0003		1	E200.8	09/03/08 03:25/eli-c
Zinc	0.02	mg/L		0.01		2	E200.7	09/02/08 19:55/eli-c
DATA QUALITY								
A/C Balance (± 5)	3.22	%				1	A1030 E	11/04/08 00:00/jmh
Anions	43.6	meq/L				1	A1030 E	11/04/08 00:00/jmh
Cations	46.5	meq/L				1	A1030 E	11/04/08 00:00/jmh
Solids, Total Dissolved Calculated	2860	mg/L				1	A1030 E	11/04/08 00:00/jmh
TDS Balance (0.80 - 1.20)	0.980					1	A1030 E	11/04/08 00:00/jmh

Report RL - Analyte reporting limit.
Definitions: QCL - Quality control limit.
MDC - Minimum detectable concentration

MCL - Maximum contaminant level.
ND - Not detected at the reporting limit.
U - Not detected at minimum detectable concentration

Page 3 of 15



LABORATORY ANALYTICAL REPORT

Client: RESPEC Inc
Project: Edgemont
Lab ID: R08080301-002
Client Sample ID: DewBurd GW3026

Report Date: 11/14/08
Collection Date: 08/19/08 16:35
Date Received: 08/20/08
Matrix: AQUEOUS

Analyses	Result	Units	Qual	RL	MCL/ QCL	DF	Method	Analysis Date / By
MAJOR IONS								
Alkalinity, Total as CaCO ₃	206	mg/L		5		1	A2320 B	08/21/08 11:46/mb
Carbonate as CO ₃	ND	mg/L		5		1	A2320 B	08/21/08 11:46/mb
Bicarbonate as HCO ₃	251	mg/L		5		1	A2320 B	08/21/08 11:46/mb
Calcium	481	mg/L		0.5		2	E200.7	09/02/08 17:45/eli-c
Chloride	15	mg/L		1		1	E300.0	08/22/08 00:12/jmh
Fluoride	0.4	mg/L		0.1		1	E300.0	08/22/08 00:12/jmh
Magnesium	147	mg/L		0.5		2	E200.7	09/02/08 17:45/eli-c
Nitrogen, Ammonia as N	0.6	mg/L		0.1		1	A4500-NH ₃ G	08/21/08 17:50/jmh
Nitrogen, Nitrate as N	ND	mg/L		0.1		1	E300.0	08/22/08 00:12/jmh
Nitrogen, Nitrite as N	ND	mg/L		0.1		1	E300.0	08/22/08 00:12/jmh
Potassium	21.9	mg/L		0.5		2	E200.7	09/02/08 17:45/eli-c
Silica	2.2	mg/L		0.5		2	E200.7	09/02/08 17:45/eli-c
Sodium	172	mg/L	D	2		2	E200.7	09/02/08 17:45/eli-c
Sulfate	1670	mg/L	D	3		50	E300.0	08/21/08 23:22/jmh
PHYSICAL PROPERTIES								
Conductivity @ 25 C	3310	umhos/cm		5.0		1	A2510 B	08/22/08 11:49/tb
Oxidation-Reduction Potential	160	mV				1	A2580 B	08/25/08 00:00/jmh
pH	7.08	s.u.		0.01		1	A4500-H B	08/22/08 13:56/tb
Sodium Adsorption Ratio (SAR)	1.8	unitless		0.10		1	Calculation	11/04/08 09:20/ADM
Solids, Total Dissolved TDS @ 180 C	2800	mg/L		5		1	A2540 C	08/25/08 15:53/mb
METALS - DISSOLVED								
Aluminum	ND	mg/L		0.1		2	E200.7	09/02/08 17:45/eli-c
Arsenic	0.014	mg/L		0.001		1	E200.8	09/03/08 03:59/eli-c
Barium	ND	mg/L		0.1		2	E200.7	09/02/08 17:45/eli-c
Boron	0.2	mg/L		0.1		2	E200.7	09/02/08 17:45/eli-c
Cadmium	ND	mg/L		0.005		1	E200.8	09/03/08 03:59/eli-c
Chromium	ND	mg/L		0.05		2	E200.7	09/02/08 17:45/eli-c
Copper	ND	mg/L		0.01		1	E200.8	09/03/08 03:59/eli-c
Iron	22.7	mg/L		0.03		2	E200.7	09/02/08 17:45/eli-c
Lead	ND	mg/L		0.001		1	E200.8	09/03/08 03:59/eli-c
Manganese	1.59	mg/L		0.01		1	E200.8	09/03/08 03:59/eli-c
Mercury	ND	mg/L		0.001		1	E200.8	09/03/08 03:59/eli-c
Molybdenum	ND	mg/L		0.1		2	E200.7	09/02/08 17:45/eli-c
Nickel	ND	mg/L		0.05		2	E200.7	09/02/08 17:45/eli-c
Selenium	ND	mg/L		0.001		1	A3114 B	09/01/08 11:35/eli-c
Silver	ND	mg/L		0.005		1	E200.8	09/03/08 03:59/eli-c
Thorium 232	ND	mg/L		0.005		1	E200.8	09/03/08 03:59/eli-c

Report RL - Analyte reporting limit.
Definitions: QCL - Quality control limit.
MDC - Minimum detectable concentration

MCL - Maximum contaminant level.
ND - Not detected at the reporting limit.
D - RL increased due to sample matrix interference.

Page 4 of 15



LABORATORY ANALYTICAL REPORT

Client: RESPEC Inc
Project: Edgemont
Lab ID: R08080301-002
Client Sample ID: DewBurd GW3026

Report Date: 11/14/08
Collection Date: 08/19/08 16:35
Date Received: 08/20/08
Matrix: AQUEOUS

Analyses	Result	Units	Qual	RL	MCL/ QCL	DF	Method	Analysis Date / By
METALS - DISSOLVED								
Uranium	0.0111	mg/L		0.0003		1	E200.8	09/03/08 03:59/eli-c
Vanadium	ND	mg/L		0.1		1	E200.8	09/03/08 03:59/eli-c
Zinc	0.02	mg/L		0.01		2	E200.7	09/02/08 17:45/eli-c
METALS - SUSPENDED								
Uranium	ND	mg/L		0.0003		1	E200.8	09/11/08 01:15/eli-c
METALS - SPECIATED								
Selenium-IV	ND	mg/L		0.001		1	A3114 B	08/31/08 16:04/eli-c
Selenium-VI	ND	mg/L		0.001		1	A3114 B	09/01/08 11:59/eli-c
RADIONUCLIDES - DISSOLVED								
Gross Alpha	79.0	pCi/L				1	E900.0	09/25/08 14:09/eli-c
Gross Alpha precision (±)	11.6	pCi/L				1	E900.0	09/25/08 14:09/eli-c
Gross Alpha MDC	10.2	pCi/L				1	E900.0	09/25/08 14:09/eli-c
Gross Beta	30.1	pCi/L				1	E900.0	09/25/08 14:09/eli-c
Gross Beta precision (±)	7.3	pCi/L				1	E900.0	09/25/08 14:09/eli-c
Gross Beta MDC	11.4	pCi/L				1	E900.0	09/25/08 14:09/eli-c
Lead 210	1.9	pCi/L	U			1	E909.0M	09/04/08 07:39/eli-c
Lead 210 precision (±)	6.4	pCi/L				1	E909.0M	09/04/08 07:39/eli-c
Lead 210 MDC	10.7	pCi/L				1	E909.0M	09/04/08 07:39/eli-c
Polonium 210	0.4	pCi/L	U	1.0		1	RMO-3008	09/03/08 19:15/eli-c
Polonium 210 precision (±)	0.60	pCi/L				1	RMO-3008	09/03/08 19:15/eli-c
Radium 226	8.7	pCi/L				1	E903.0	09/15/08 16:28/eli-c
Radium 226 precision (±)	0.6	pCi/L				1	E903.0	09/15/08 16:28/eli-c
Thorium 230	0.0	pCi/L	U	0.2		1	E907.0	09/20/08 12:26/eli-c
Thorium 230 precision (±)	0.07	pCi/L				1	E907.0	09/20/08 12:26/eli-c
Gross Gamma	900	pCi/L		20		1	E901.1	08/29/08 12:32/eli-c
Gross Gamma precision (±)	140	pCi/L				1	E901.1	08/29/08 12:32/eli-c
RADIONUCLIDES - SUSPENDED								
Lead 210	-9	pCi/L	U			1	E909.0M	09/12/08 10:37/eli-c
Lead 210 precision (±)	10.5	pCi/L				1	E909.0M	09/12/08 10:37/eli-c
Lead 210 MDC	17.8	pCi/L				1	E909.0M	09/12/08 10:37/eli-c
Polonium 210	0.0	pCi/L	U	1.0		1	RMO-3008	09/15/08 14:35/eli-c
Polonium 210 precision (±)	0.19	pCi/L				1	RMO-3008	09/15/08 14:35/eli-c
Radium 226	-0.4	pCi/L	U			1	E903.0	09/17/08 17:18/eli-c
Radium 226 precision (±)	0.2	pCi/L				1	E903.0	09/17/08 17:18/eli-c
Radium 226 MDC	0.5	pCi/L				1	E903.0	09/17/08 17:18/eli-c

Report RL - Analyte reporting limit.
Definitions: QCL - Quality control limit.
MDC - Minimum detectable concentration

MCL - Maximum contaminant level.
ND - Not detected at the reporting limit.
U - Not detected at minimum detectable concentration

Page 5 of 15



LABORATORY ANALYTICAL REPORT

Client: RESPEC Inc
Project: Edgemont
Lab ID: R08080301-002
Client Sample ID: DewBurd GW3026

Report Date: 11/14/08
Collection Date: 08/19/08 16:35
Date Received: 08/20/08
Matrix: AQUEOUS

Analyses	Result	Units	Qual	RL	MCL/		Method	Analysis Date / By
					QCL	DF		
RADIONUCLIDES - SUSPENDED								
Thorium 230	0.1	pCi/L	U	0.2		1	E907.0	09/29/08 13:22/eli-c
Thorium 230 precision (±)	0.2	pCi/L				1	E907.0	09/29/08 13:22/eli-c
RADIONUCLIDES - TOTAL								
Radon 222	800	pCi/L		100		1	D5072-92	08/25/08 17:46/eli-c
Radon 222 precision (±)	108	pCi/L				1	D5072-92	08/25/08 17:46/eli-c
TOTAL METALS ANALYSES								
Antimony	ND	mg/L		0.003		1	E200.8	09/03/08 04:06/eli-c
Arsenic	0.021	mg/L		0.001		1	E200.8	09/03/08 04:06/eli-c
Barium	ND	mg/L		0.1		2	E200.7	09/02/08 19:59/eli-c
Beryllium	ND	mg/L		0.001		1	E200.8	09/03/08 21:54/eli-c
Boron	0.2	mg/L		0.1		1	E200.8	09/03/08 21:54/eli-c
Cadmium	ND	mg/L		0.005		1	E200.8	09/03/08 04:06/eli-c
Chromium	0.42	mg/L		0.05		2	E200.7	09/02/08 19:59/eli-c
Copper	ND	mg/L		0.01		2	E200.7	09/02/08 19:59/eli-c
Iron	29.1	mg/L		0.03		2	E200.7	09/02/08 19:59/eli-c
Lead	ND	mg/L		0.001		1	E200.8	09/03/08 04:06/eli-c
Manganese	1.58	mg/L		0.01		2	E200.7	09/02/08 19:59/eli-c
Mercury	ND	mg/L		0.001		1	E245.1	08/28/08 08:18/eli-b
Molybdenum	ND	mg/L		0.1		2	E200.7	09/02/08 19:59/eli-c
Nickel	ND	mg/L		0.05		2	E200.7	09/02/08 19:59/eli-c
Selenium	0.001	mg/L		0.001		1	E200.8	09/03/08 04:06/eli-c
Silver	ND	mg/L		0.005		1	E200.8	09/03/08 04:06/eli-c
Strontium	7.1	mg/L		0.1		2	E200.7	09/02/08 19:59/eli-c
Thallium	ND	mg/L		0.001		1	E200.8	09/03/08 04:06/eli-c
Uranium	0.0112	mg/L		0.0003		1	E200.8	09/03/08 04:06/eli-c
Zinc	0.02	mg/L		0.01		2	E200.7	09/02/08 19:59/eli-c
DATA QUALITY								
A/C Balance (± 5)	6.76	%				1	A1030 E	11/04/08 00:00/jmh
Anions	39.4	meq/L				1	A1030 E	11/04/08 00:00/jmh
Cations	45.1	meq/L				1	A1030 E	11/04/08 00:00/jmh
Solids, Total Dissolved Calculated	2640	mg/L				1	A1030 E	11/04/08 00:00/jmh
TDS Balance (0.80 - 1.20)	1.06					1	A1030 E	11/04/08 00:00/jmh

Report: RL - Analyte reporting limit.
Definitions: QCL - Quality control limit.
MDC - Minimum detectable concentration

MCL - Maximum contaminant level.
ND - Not detected at the reporting limit.
U - Not detected at minimum detectable concentration

Page 6 of 15



LABORATORY ANALYTICAL REPORT

Client: RESPEC Inc
Project: Edgemont
Lab ID: R08080301-003
Client Sample ID: DewBurd GW698

Report Date: 11/14/08
Collection Date: 08/19/08 17:35
Date Received: 08/20/08
Matrix: AQUEOUS

Analyses	Result	Units	Qual	RL	MCL/ QCL	DF	Method	Analysis Date / By
MAJOR IONS								
Alkalinity, Total as CaCO ₃	122	mg/L		5		1	A2320 B	08/21/08 11:48/mb
Carbonate as CO ₃	ND	mg/L		5		1	A2320 B	08/21/08 11:48/mb
Bicarbonate as HCO ₃	149	mg/L		5		1	A2320 B	08/21/08 11:48/mb
Calcium	385	mg/L		0.5		2	E200.7	09/02/08 17:57/eli-c
Chloride	10	mg/L		1		1	E300.0	08/22/08 01:17/jmh
Fluoride	0.4	mg/L		0.1		1	E300.0	08/22/08 01:17/jmh
Magnesium	139	mg/L		0.5		2	E200.7	09/02/08 17:57/eli-c
Nitrogen, Ammonia as N	0.1	mg/L		0.1		1	A4500-NH ₃ G	08/21/08 17:51/jmh
Nitrogen, Nitrate as N	ND	mg/L		0.1		1	E300.0	08/22/08 01:17/jmh
Nitrogen, Nitrite as N	ND	mg/L		0.1		1	E300.0	08/22/08 01:17/jmh
Potassium	16.0	mg/L		0.5		2	E200.7	09/02/08 17:57/eli-c
Silica	5.0	mg/L		0.5		2	E200.7	09/02/08 17:57/eli-c
Sodium	89	mg/L	D	2		2	E200.7	09/02/08 17:57/eli-c
Sulfate	1290	mg/L	D	3		50	E300.0	08/22/08 00:28/jmh
PHYSICAL PROPERTIES								
Conductivity @ 25 C	2840	umhos/cm		5.0		1	A2510 B	08/22/08 11:50/tb
Oxidation-Reduction Potential	44	mV				1	A2580 B	08/25/08 00:00/jmh
pH	7.27	s.u.		0.01		1	A4500-H B	08/22/08 13:58/tb
Sodium Adsorption Ratio (SAR)	0.99	unitless		0.10		1	Calculation	11/04/08 09:20/ADM
Solids, Total Dissolved TDS @ 180 C	2300	mg/L		5		1	A2540 C	08/25/08 15:54/mb
METALS - DISSOLVED								
Aluminum	ND	mg/L		0.1		2	E200.7	09/02/08 17:57/eli-c
Arsenic	ND	mg/L		0.001		1	E200.8	09/03/08 04:13/eli-c
Barium	ND	mg/L		0.1		2	E200.7	09/02/08 17:57/eli-c
Boron	ND	mg/L		0.1		2	E200.7	09/02/08 17:57/eli-c
Cadmium	ND	mg/L		0.005		1	E200.8	09/03/08 04:13/eli-c
Chromium	ND	mg/L		0.05		2	E200.7	09/02/08 17:57/eli-c
Copper	ND	mg/L		0.01		1	E200.8	09/03/08 04:13/eli-c
Iron	4.36	mg/L		0.03		2	E200.7	09/02/08 17:57/eli-c
Lead	ND	mg/L		0.001		1	E200.8	09/03/08 04:13/eli-c
Manganese	2.55	mg/L		0.01		2	E200.7	09/02/08 17:57/eli-c
Mercury	ND	mg/L		0.001		1	E200.8	09/03/08 04:13/eli-c
Molybdenum	ND	mg/L		0.1		2	E200.7	09/02/08 17:57/eli-c
Nickel	ND	mg/L		0.05		2	E200.7	09/02/08 17:57/eli-c
Selenium	ND	mg/L		0.001		1	A3114 B	09/01/08 11:39/eli-c
Silver	ND	mg/L		0.005		1	E200.8	09/03/08 04:13/eli-c
Thorium 232	ND	mg/L		0.005		1	E200.8	09/03/08 04:13/eli-c

Report RL - Analyte reporting limit.
Definitions: QCL - Quality control limit.
MDC - Minimum detectable concentration

MCL - Maximum contaminant level.
ND - Not detected at the reporting limit.
D - RL increased due to sample matrix interference.

Page 7 of 15



LABORATORY ANALYTICAL REPORT

Client: RESPEC Inc
Project: Edgemont
Lab ID: R08080301-003
Client Sample ID: DewBurd GW698

Report Date: 11/14/08
Collection Date: 08/19/08 17:35
Date Received: 08/20/08
Matrix: AQUEOUS

Analyses	Result	Units	Qual	RL	MCL/	DF	Method	Analysis Date / By
					QCL			
METALS - DISSOLVED								
Uranium	0.113	mg/L		0.0003		1	E200.8	09/03/08 04:13/eli-c
Vanadium	ND	mg/L		0.1		1	E200.8	09/03/08 04:13/eli-c
Zinc	0.01	mg/L		0.01		2	E200.7	09/02/08 17:57/eli-c
METALS - SUSPENDED								
Uranium	0.0023	mg/L		0.0003		1	E200.8	09/11/08 01:20/eli-c
METALS - SPECIATED								
Selenium-IV	ND	mg/L		0.001		1	A3114 B	08/31/08 16:06/eli-c
Selenium-VI	ND	mg/L		0.001		1	A3114 B	09/01/08 11:59/eli-c
RADIONUCLIDES - DISSOLVED								
Gross Alpha	1560	pCi/L				1	E900.0	09/25/08 14:09/eli-c
Gross Alpha precision (±)	39.4	pCi/L				1	E900.0	09/25/08 14:09/eli-c
Gross Alpha MDC	8.0	pCi/L				1	E900.0	09/25/08 14:09/eli-c
Gross Beta	488	pCi/L				1	E900.0	09/25/08 14:09/eli-c
Gross Beta precision (±)	11.6	pCi/L				1	E900.0	09/25/08 14:09/eli-c
Gross Beta MDC	9.4	pCi/L				1	E900.0	09/25/08 14:09/eli-c
Lead 210	3.1	pCi/L	U			1	E909.0M	09/04/08 07:39/eli-c
Lead 210 precision (±)	6.4	pCi/L				1	E909.0M	09/04/08 07:39/eli-c
Lead 210 MDC	10.7	pCi/L				1	E909.0M	09/04/08 07:39/eli-c
Polonium 210	0.4	pCi/L	U	1.0		1	RMO-3008	09/03/08 19:15/eli-c
Polonium 210 precision (±)	0.60	pCi/L				1	RMO-3008	09/03/08 19:15/eli-c
Radium 226	372	pCi/L				1	E903.0	09/15/08 16:28/eli-c
Radium 226 precision (±)	4.1	pCi/L				1	E903.0	09/15/08 16:28/eli-c
Thorium 230	0.0	pCi/L	U	0.2		1	E907.0	09/20/08 12:26/eli-c
Thorium 230 precision (±)	0.1	pCi/L				1	E907.0	09/20/08 12:26/eli-c
Gross Gamma	1300	pCi/L		20		1	E901.1	08/29/08 12:32/eli-c
Gross Gamma precision (±)	200	pCi/L				1	E901.1	08/29/08 12:32/eli-c
RADIONUCLIDES - SUSPENDED								
Lead 210	1.1	pCi/L	U			1	E909.0M	09/12/08 10:37/eli-c
Lead 210 precision (±)	10.6	pCi/L				1	E909.0M	09/12/08 10:37/eli-c
Lead 210 MDC	17.8	pCi/L				1	E909.0M	09/12/08 10:37/eli-c
Polonium 210	0.5	pCi/L	U	1.0		1	RMO-3008	09/15/08 14:35/eli-c
Polonium 210 precision (±)	0.48	pCi/L				1	RMO-3008	09/15/08 14:35/eli-c
Radium 226	1.7	pCi/L				1	E903.0	09/17/08 17:18/eli-c
Radium 226 precision (±)	0.5	pCi/L				1	E903.0	09/17/08 17:18/eli-c
Radium 226 MDC	0.5	pCi/L				1	E903.0	09/17/08 17:18/eli-c

Report RL - Analyte reporting limit.
Definitions: QCL - Quality control limit.
MDC - Minimum detectable concentration

MCL - Maximum contaminant level.
ND - Not detected at the reporting limit.
U - Not detected at minimum detectable concentration

Page 8 of 15



LABORATORY ANALYTICAL REPORT

Client: RESPEC Inc
Project: Edgemont
Lab ID: R08080301-003
Client Sample ID: DewBurd GW698

Report Date: 11/14/08
Collection Date: 08/19/08 17:35
Date Received: 08/20/08
Matrix: AQUEOUS

Analyses	Result	Units	Qual	RL	MCL/	DF	Method	Analysis Date / By
					QCL			
RADIONUCLIDES - SUSPENDED								
Thorium 230	0.5	pCi/L		0.2		1	E907.0	09/29/08 13:22/eli-c
Thorium 230 precision (±)	0.3	pCi/L				1	E907.0	09/29/08 13:22/eli-c
RADIONUCLIDES - TOTAL								
Radon 222	38200	pCi/L		100		1	D5072-92	08/25/08 17:46/eli-c
Radon 222 precision (±)	342	pCi/L				1	D5072-92	08/25/08 17:46/eli-c
TOTAL METALS ANALYSES								
Antimony	ND	mg/L		0.003		10	E200.8	09/04/08 00:10/eli-c
Arsenic	ND	mg/L	D	0.004		1	E200.8	10/18/08 14:53/eli-c
Barium	ND	mg/L		0.1		2	E200.7	09/03/08 03:30/eli-c
Beryllium	ND	mg/L	D	0.003		10	E200.8	09/04/08 00:10/eli-c
Boron	ND	mg/L		0.1		2	E200.7	09/03/08 03:30/eli-c
Cadmium	ND	mg/L		0.005		10	E200.8	09/04/08 00:10/eli-c
Chromium	ND	mg/L		0.05		2	E200.7	09/03/08 03:30/eli-c
Copper	ND	mg/L		0.01		2	E200.7	09/03/08 03:30/eli-c
Iron	4.78	mg/L		0.03		2	E200.7	09/03/08 03:30/eli-c
Lead	ND	mg/L		0.001		10	E200.8	09/04/08 00:10/eli-c
Manganese	2.54	mg/L		0.01		2	E200.7	09/03/08 03:30/eli-c
Mercury	ND	mg/L		0.001		1	E245.1	08/28/08 08:20/eli-b
Molybdenum	ND	mg/L		0.1		2	E200.7	09/03/08 03:30/eli-c
Nickel	ND	mg/L		0.05		2	E200.7	09/03/08 03:30/eli-c
Selenium	ND	mg/L	D	0.003		10	E200.8	09/04/08 00:10/eli-c
Silver	ND	mg/L	D	0.02		10	E200.8	09/04/08 00:10/eli-c
Strontium	4.6	mg/L		0.1		2	E200.7	09/03/08 03:30/eli-c
Thallium	ND	mg/L		0.001		10	E200.8	09/04/08 00:10/eli-c
Uranium	0.101	mg/L	D	0.0005		10	E200.8	09/04/08 00:10/eli-c
Zinc	ND	mg/L		0.01		2	E200.7	09/03/08 03:30/eli-c
DATA QUALITY								
A/C Balance (± 5)	8.93	%				1	A1030 E	11/04/08 00:00/jmh
Anions	29.5	meq/L				1	A1030 E	11/04/08 00:00/jmh
Cations	35.3	meq/L				1	A1030 E	11/04/08 00:00/jmh
Solids, Total Dissolved Calculated	2010	mg/L				1	A1030 E	11/04/08 00:00/jmh
TDS Balance (0.80 - 1.20)	1.13					1	A1030 E	11/04/08 00:00/jmh

Report RL - Analyte reporting limit.
Definitions: QCL - Quality control limit.
MDC - Minimum detectable concentration

MCL - Maximum contaminant level.
ND - Not detected at the reporting limit.
D - RL increased due to sample matrix interference.

Page 9 of 15

LABORATORY ANALYTICAL REPORT

Client: RESPEC Inc
Project: Edgemont
Lab ID: R08080301-004
Client Sample ID: DewBurd GW681

Report Date: 11/14/08
Collection Date: 08/19/08 19:08
Date Received: 08/20/08
Matrix: AQUEOUS

Analyses	Result	Units	Qual	RL	MCL/		Method	Analysis Date / By
					QCL	DF		
MAJOR IONS								
Alkalinity, Total as CaCO3	172	mg/L		5		1	A2320 B	08/21/08 11:51/mb
Carbonate as CO3	ND	mg/L		5		1	A2320 B	08/21/08 11:51/mb
Bicarbonate as HCO3	210	mg/L		5		1	A2320 B	08/21/08 11:51/mb
Calcium	66.5	mg/L		0.5		2	E200.7	09/02/08 18:06/eli-c
Chloride	16	mg/L		1		1	E300.0	08/22/08 01:50/jmh
Fluoride	0.5	mg/L		0.1		1	E300.0	08/22/08 01:50/jmh
Magnesium	24.7	mg/L		0.5		2	E200.7	09/02/08 18:06/eli-c
Nitrogen, Ammonia as N	ND	mg/L		0.1		1	A4500-NH3 G	08/21/08 17:54/jmh
Nitrogen, Nitrate as N	ND	mg/L		0.1		1	E300.0	08/22/08 01:50/jmh
Nitrogen, Nitrite as N	ND	mg/L		0.1		1	E300.0	08/22/08 01:50/jmh
Potassium	9.8	mg/L		0.5		2	E200.7	09/02/08 18:06/eli-c
Silica	3.9	mg/L		0.5		2	E200.7	09/02/08 18:06/eli-c
Sodium	222	mg/L	D	2		2	E200.7	09/02/08 18:06/eli-c
Sulfate	489	mg/L	D	3		50	E300.0	08/22/08 01:34/jmh
PHYSICAL PROPERTIES								
Conductivity @ 25 C	1450	umhos/cm		5.0		1	A2510 B	08/22/08 11:52/tb
Oxidation-Reduction Potential	160	mV				1	A2580 B	08/25/08 00:00/jmh
pH	8.01	s.u.		0.01		1	A4500-H B	08/22/08 14:00/tb
Sodium Adsorption Ratio (SAR)	5.9	unitless		0.10		1	Calculation	11/04/08 09:20/ADM
Solids, Total Dissolved TDS @ 180 C	920	mg/L		5		1	A2540 C	08/25/08 15:54/mb
METALS - DISSOLVED								
Aluminum	ND	mg/L		0.1		2	E200.7	09/02/08 18:06/eli-c
Arsenic	0.002	mg/L		0.001		1	E200.8	09/03/08 04:20/eli-c
Barium	ND	mg/L		0.1		2	E200.7	09/02/08 18:06/eli-c
Boron	ND	mg/L		0.1		2	E200.7	09/02/08 18:06/eli-c
Cadmium	ND	mg/L		0.005		1	E200.8	09/03/08 04:20/eli-c
Chromium	ND	mg/L		0.05		2	E200.7	09/02/08 18:06/eli-c
Copper	ND	mg/L		0.01		1	E200.8	09/03/08 04:20/eli-c
Iron	ND	mg/L		0.03		2	E200.7	09/02/08 18:06/eli-c
Lead	ND	mg/L		0.001		1	E200.8	09/03/08 04:20/eli-c
Manganese	0.09	mg/L		0.01		2	E200.7	09/02/08 18:06/eli-c
Mercury	ND	mg/L		0.001		1	E200.8	09/03/08 04:20/eli-c
Molybdenum	ND	mg/L		0.1		2	E200.7	09/02/08 18:06/eli-c
Nickel	ND	mg/L		0.05		2	E200.7	09/02/08 18:06/eli-c
Selenium	ND	mg/L		0.001		1	A3114 B	09/01/08 11:41/eli-c
Silver	ND	mg/L		0.005		1	E200.8	09/03/08 04:20/eli-c
Thorium 232	ND	mg/L		0.005		1	E200.8	09/03/08 04:20/eli-c

Report RL - Analyte reporting limit.
Definitions: QCL - Quality control limit.
MDC - Minimum detectable concentration

MCL - Maximum contaminant level.
ND - Not detected at the reporting limit.
D - RL increased due to sample matrix interference.

Page 10 of 15



LABORATORY ANALYTICAL REPORT

Client: RESPEC Inc
Project: Edgemont
Lab ID: R08080301-004
Client Sample ID: DewBurd GW681

Report Date: 11/14/08
Collection Date: 08/19/08 19:08
Date Received: 08/20/08
Matrix: AQUEOUS

Analyses	Result	Units	Qual	RL	MCL/		Method	Analysis Date / By
					QCL	DF		
METALS - DISSOLVED								
Uranium	0.0100	mg/L		0.0003		1	E200.8	09/03/08 04:20/eli-c
Vanadium	ND	mg/L		0.1		1	E200.8	09/03/08 04:20/eli-c
Zinc	ND	mg/L		0.01		1	E200.8	08/26/08 06:43/eli-c
METALS - SUSPENDED								
Uranium	ND	mg/L		0.0003		1	E200.8	09/11/08 01:24/eli-c
METALS - SPECIATED								
Selenium-IV	ND	mg/L		0.001		1	A3114 B	08/31/08 16:08/eli-c
Selenium-VI	ND	mg/L		0.001		1	A3114 B	09/01/08 11:59/eli-c
RADIONUCLIDES - DISSOLVED								
Gross Alpha	1430	pCi/L				1	E900.0	09/25/08 14:09/eli-c
Gross Alpha precision (±)	25.9	pCi/L				1	E900.0	09/25/08 14:09/eli-c
Gross Alpha MDC	3.8	pCi/L				1	E900.0	09/25/08 14:09/eli-c
Gross Beta	423	pCi/L				1	E900.0	09/25/08 14:09/eli-c
Gross Beta precision (±)	7.2	pCi/L				1	E900.0	09/25/08 14:09/eli-c
Gross Beta MDC	4.7	pCi/L				1	E900.0	09/25/08 14:09/eli-c
Lead 210	32.2	pCi/L				1	E909.0M	09/04/08 07:39/eli-c
Lead 210 precision (±)	6.8	pCi/L				1	E909.0M	09/04/08 07:39/eli-c
Lead 210 MDC	10.7	pCi/L				1	E909.0M	09/04/08 07:39/eli-c
Polonium 210	3.7	pCi/L		1.0		1	RMO-3008	09/03/08 19:15/eli-c
Polonium 210 precision (±)	1.9	pCi/L				1	RMO-3008	09/03/08 19:15/eli-c
Radium 226	362	pCi/L				1	E903.0	09/15/08 16:28/eli-c
Radium 226 precision (±)	4.2	pCi/L				1	E903.0	09/15/08 16:28/eli-c
Thorium 230	0.0	pCi/L	U	0.2		1	E907.0	09/20/08 12:26/eli-c
Thorium 230 precision (±)	0.09	pCi/L				1	E907.0	09/20/08 12:26/eli-c
Gross Gamma	2800	pCi/L		20		1	E901.1	08/29/08 12:32/eli-c
Gross Gamma precision (±)	310	pCi/L				1	E901.1	08/29/08 12:32/eli-c
RADIONUCLIDES - SUSPENDED								
Lead 210	-1	pCi/L	U			1	E909.0M	09/12/08 10:37/eli-c
Lead 210 precision (±)	10.6	pCi/L				1	E909.0M	09/12/08 10:37/eli-c
Lead 210 MDC	17.8	pCi/L				1	E909.0M	09/12/08 10:37/eli-c
Polonium 210	0.6	pCi/L	U	1.0		1	RMO-3008	09/15/08 14:35/eli-c
Polonium 210 precision (±)	0.43	pCi/L				1	RMO-3008	09/15/08 14:35/eli-c
Radium 226	0.8	pCi/L				1	E903.0	09/17/08 17:18/eli-c
Radium 226 precision (±)	0.4	pCi/L				1	E903.0	09/17/08 17:18/eli-c
Radium 226 MDC	0.6	pCi/L				1	E903.0	09/17/08 17:18/eli-c

Report RL - Analyte reporting limit.
Definitions: QCL - Quality control limit.
MDC - Minimum detectable concentration

MCL - Maximum contaminant level.
ND - Not detected at the reporting limit.
U - Not detected at minimum detectable concentration

Page 11 of 15



LABORATORY ANALYTICAL REPORT

Client: RESPEC Inc
Project: Edgemont
Lab ID: R08080301-004
Client Sample ID: DewBurd GW681

Report Date: 11/14/08
Collection Date: 08/19/08 19:08
Date Received: 08/20/08
Matrix: AQUEOUS

Analyses	Result	Units	Qual	RL	MCL/ QCL	DF	Method	Analysis Date / By
RADIONUCLIDES - SUSPENDED								
Thorium 230	0.0	pCi/L	U	0.2		1	E907.0	09/29/08 13:22/eli-c
Thorium 230 precision (±)	0.2	pCi/L				1	E907.0	09/29/08 13:22/eli-c
RADIONUCLIDES - TOTAL								
Radon 222	318000	pCi/L		100		1	D5072-92	08/25/08 17:46/eli-c
Radon 222 precision (±)	944	pCi/L				1	D5072-92	08/25/08 17:46/eli-c
TOTAL METALS ANALYSES								
Antimony	ND	mg/L		0.003		1	E200.8	09/03/08 04:26/eli-c
Arsenic	0.001	mg/L		0.001		1	E200.8	09/03/08 04:26/eli-c
Barium	ND	mg/L		0.1		2	E200.7	09/02/08 20:03/eli-c
Beryllium	ND	mg/L		0.001		1	E200.8	09/03/08 22:01/eli-c
Boron	ND	mg/L		0.1		2	E200.7	09/02/08 20:03/eli-c
Cadmium	ND	mg/L		0.005		1	E200.8	09/03/08 04:26/eli-c
Chromium	ND	mg/L		0.05		2	E200.7	09/02/08 20:03/eli-c
Copper	ND	mg/L		0.01		2	E200.7	09/02/08 20:03/eli-c
Iron	0.06	mg/L		0.03		2	E200.7	09/02/08 20:03/eli-c
Lead	ND	mg/L		0.001		1	E200.8	09/03/08 04:26/eli-c
Manganese	0.09	mg/L		0.01		2	E200.7	09/02/08 20:03/eli-c
Mercury	ND	mg/L		0.001		1	E245.1	08/28/08 08:23/eli-b
Molybdenum	ND	mg/L		0.1		2	E200.7	09/02/08 20:03/eli-c
Nickel	ND	mg/L		0.05		2	E200.7	09/02/08 20:03/eli-c
Selenium	ND	mg/L		0.001		1	E200.8	09/03/08 04:26/eli-c
Silver	ND	mg/L		0.005		1	E200.8	09/03/08 04:26/eli-c
Strontium	1.2	mg/L		0.1		2	E200.7	09/02/08 20:03/eli-c
Thallium	ND	mg/L		0.001		1	E200.8	09/03/08 04:26/eli-c
Uranium	0.0037	mg/L		0.0003		1	E200.8	09/03/08 04:26/eli-c
Zinc	ND	mg/L		0.01		2	E200.7	09/02/08 20:03/eli-c
DATA QUALITY								
A/C Balance (± 5)	4.01	%				1	A1030 E	11/04/08 00:00/jmh
Anions	14.1	meq/L				1	A1030 E	11/04/08 00:00/jmh
Cations	15.3	meq/L				1	A1030 E	11/04/08 00:00/jmh
Solids, Total Dissolved Calculated	942	mg/L				1	A1030 E	11/04/08 00:00/jmh
TDS Balance (0.80 - 1.20)	0.980					1	A1030 E	11/04/08 00:00/jmh

Report RL - Analyte reporting limit.
Definitions: QCL - Quality control limit.
MDC - Minimum detectable concentration

MCL - Maximum contaminant level.
ND - Not detected at the reporting limit.
U - Not detected at minimum detectable concentration

Page 12 of 15



LABORATORY ANALYTICAL REPORT

Client: RESPEC Inc
Project: Edgemont
Lab ID: R08080301-005
Client Sample ID: DewBurd GW689

Report Date: 11/14/08
Collection Date: 08/19/08 19:18
Date Received: 08/20/08
Matrix: AQUEOUS

Analyses	Result	Units	Qual	RL	MCL/ QCL	DF	Method	Analysis Date / By
MAJOR IONS								
Alkalinity, Total as CaCO ₃	148	mg/L		5		1	A2320 B	08/21/08 11:54/mb
Carbonate as CO ₃	ND	mg/L		5		1	A2320 B	08/21/08 11:54/mb
Bicarbonate as HCO ₃	180	mg/L		5		1	A2320 B	08/21/08 11:54/mb
Calcium	48.8	mg/L		0.5		2	E200.7	09/02/08 18:10/eli-c
Chloride	5	mg/L		1		1	E300.0	08/22/08 02:23/jmh
Fluoride	0.6	mg/L		0.1		1	E300.0	08/22/08 02:23/jmh
Magnesium	16.2	mg/L		0.5		2	E200.7	09/02/08 18:10/eli-c
Nitrogen, Ammonia as N	ND	mg/L		0.1		1	A4500-NH ₃ G	08/21/08 17:58/jmh
Nitrogen, Nitrate as N	ND	mg/L		0.1		1	E300.0	08/22/08 02:23/jmh
Nitrogen, Nitrite as N	ND	mg/L		0.1		1	E300.0	08/22/08 02:23/jmh
Potassium	7.9	mg/L		0.5		2	E200.7	09/02/08 18:10/eli-c
Silica	4.3	mg/L		0.5		2	E200.7	09/02/08 18:10/eli-c
Sodium	185	mg/L	D	2		2	E200.7	09/02/08 18:10/eli-c
Sulfate	399	mg/L	D	3		50	E300.0	08/22/08 02:06/jmh
PHYSICAL PROPERTIES								
Conductivity @ 25 C	1270	umhos/cm		5.0		1	A2510 B	08/22/08 11:53/tb
Oxidation-Reduction Potential	170	mV				1	A2580 B	08/25/08 00:00/jmh
pH	7.96	s.u.		0.01		1	A4500-H B	08/22/08 14:00/tb
Sodium Adsorption Ratio (SAR)	5.9	unitless		0.10		1	Calculation	11/04/08 09:20/ADM
Solids, Total Dissolved TDS @ 180 C	710	mg/L		5		1	A2540 C	08/25/08 15:55/mb
METALS - DISSOLVED								
Aluminum	ND	mg/L		0.1		2	E200.7	09/02/08 18:10/eli-c
Arsenic	ND	mg/L		0.001		1	E200.8	09/03/08 04:33/eli-c
Barium	ND	mg/L		0.1		2	E200.7	09/02/08 18:10/eli-c
Boron	ND	mg/L		0.1		2	E200.7	09/02/08 18:10/eli-c
Cadmium	ND	mg/L		0.005		2	E200.7	09/02/08 18:10/eli-c
Chromium	ND	mg/L		0.05		2	E200.7	09/02/08 18:10/eli-c
Copper	ND	mg/L		0.01		1	E200.8	09/03/08 04:33/eli-c
Iron	ND	mg/L		0.03		2	E200.7	09/02/08 18:10/eli-c
Lead	ND	mg/L		0.001		1	E200.8	09/03/08 04:33/eli-c
Manganese	0.04	mg/L		0.01		2	E200.7	09/02/08 18:10/eli-c
Mercury	ND	mg/L		0.001		1	E200.8	09/03/08 04:33/eli-c
Molybdenum	ND	mg/L		0.1		2	E200.7	09/02/08 18:10/eli-c
Nickel	ND	mg/L		0.05		2	E200.7	09/02/08 18:10/eli-c
Selenium	ND	mg/L		0.001		1	A3114 B	09/01/08 11:43/eli-c
Silver	ND	mg/L		0.005		1	E200.8	09/03/08 04:33/eli-c
Thorium 232	ND	mg/L		0.005		1	E200.8	09/03/08 04:33/eli-c

Report Definitions: RL - Analyte reporting limit.
QCL - Quality control limit.
MDC - Minimum detectable concentration

MCL - Maximum contaminant level.
ND - Not detected at the reporting limit.
D - RL increased due to sample matrix interference.

Page 13 of 15



LABORATORY ANALYTICAL REPORT

Client: RESPEC Inc
Project: Edgemont
Lab ID: R08080301-005
Client Sample ID: DewBurd GW689

Report Date: 11/14/08
Collection Date: 08/19/08 19:18
Date Received: 08/20/08
Matrix: AQUEOUS

Analyses	Result	Units	Qual	RL	MCL/ QCL	DF	Method	Analysis Date / By
METALS - DISSOLVED								
Uranium	0.0034	mg/L		0.0003		1	E200.8	09/03/08 04:33/eli-c
Vanadium	ND	mg/L		0.1		1	E200.8	09/03/08 04:33/eli-c
Zinc	ND	mg/L		0.01		2	E200.7	09/02/08 18:10/eli-c
METALS - SUSPENDED								
Uranium	ND	mg/L		0.0003		1	E200.8	09/11/08 01:28/eli-c
METALS - SPECIATED								
Selenium-IV	ND	mg/L		0.001		1	A3114 B	08/31/08 16:10/eli-c
Selenium-VI	ND	mg/L		0.001		1	A3114 B	09/01/08 11:59/eli-c
RADIONUCLIDES - DISSOLVED								
Gross Alpha	36.4	pCi/L				1	E900.0	09/25/08 14:09/eli-c
Gross Alpha precision (±)	4.0	pCi/L				1	E900.0	09/25/08 14:09/eli-c
Gross Alpha MDC	3.0	pCi/L				1	E900.0	09/25/08 14:09/eli-c
Gross Beta	13.3	pCi/L				1	E900.0	09/25/08 14:09/eli-c
Gross Beta precision (±)	2.1	pCi/L				1	E900.0	09/25/08 14:09/eli-c
Gross Beta MDC	3.2	pCi/L				1	E900.0	09/25/08 14:09/eli-c
Lead 210	2.1	pCi/L	U			1	E909.0M	09/04/08 07:39/eli-c
Lead 210 precision (±)	6.4	pCi/L				1	E909.0M	09/04/08 07:39/eli-c
Lead 210 MDC	10.7	pCi/L				1	E909.0M	09/04/08 07:39/eli-c
Polonium 210	0.6	pCi/L	U	1.0		1	RMO-3008	09/03/08 19:15/eli-c
Polonium 210 precision (±)	0.70	pCi/L				1	RMO-3008	09/03/08 19:15/eli-c
Radium 226	4.4	pCi/L				1	E903.0	09/15/08 18:05/eli-c
Radium 226 precision (±)	0.5	pCi/L				1	E903.0	09/15/08 18:05/eli-c
Thorium 230	0.1	pCi/L	U	0.2		1	E907.0	09/20/08 12:26/eli-c
Thorium 230 precision (±)	0.09	pCi/L				1	E907.0	09/20/08 12:26/eli-c
Gross Gamma	0.0	pCi/L	U	20		1	E901.1	08/29/08 12:32/eli-c
Gross Gamma precision (±)	20	pCi/L				1	E901.1	08/29/08 12:32/eli-c
RADIONUCLIDES - SUSPENDED								
Lead 210	-9	pCi/L	U			1	E909.0M	09/12/08 10:37/eli-c
Lead 210 precision (±)	10.4	pCi/L				1	E909.0M	09/12/08 10:37/eli-c
Lead 210 MDC	17.8	pCi/L				1	E909.0M	09/12/08 10:37/eli-c
Polonium 210	0.1	pCi/L	U	1.0		1	RMO-3008	09/15/08 14:35/eli-c
Polonium 210 precision (±)	0.19	pCi/L				1	RMO-3008	09/15/08 14:35/eli-c
Radium 226	-0.4	pCi/L	U			1	E903.0	09/17/08 17:18/eli-c
Radium 226 precision (±)	0.2	pCi/L				1	E903.0	09/17/08 17:18/eli-c
Radium 226 MDC	0.6	pCi/L				1	E903.0	09/17/08 17:18/eli-c

Report RL - Analyte reporting limit.
Definitions: QCL - Quality control limit.
MDC - Minimum detectable concentration

MCL - Maximum contaminant level.
ND - Not detected at the reporting limit.
U - Not detected at minimum detectable concentration

Page 14 of 15



LABORATORY ANALYTICAL REPORT

Client: RESPEC Inc
Project: Edgemont
Lab ID: R08080301-005
Client Sample ID: DewBurd GW689

Report Date: 11/14/08
Collection Date: 08/19/08 19:18
Date Received: 08/20/08
Matrix: AQUEOUS

Analyses	Result	Units	Qual	RL	MCL/		Method	Analysis Date / By
					QCL	DF		
RADIONUCLIDES - SUSPENDED								
Thorium 230	0.2	pCi/L	U	0.2		1	E907.0	09/29/08 13:22/eli-c
Thorium 230 precision (±)	0.2	pCi/L				1	E907.0	09/29/08 13:22/eli-c
RADIONUCLIDES - TOTAL								
Radon 222	2520	pCi/L		100		1	D5072-92	08/25/08 17:46/eli-c
Radon 222 precision (±)	127	pCi/L				1	D5072-92	08/25/08 17:46/eli-c
TOTAL METALS ANALYSES								
Antimony	ND	mg/L		0.003		10	E200.8	09/04/08 00:17/eli-c
Arsenic	ND	mg/L	D	0.004		1	E200.8	10/18/08 15:20/eli-c
Barium	ND	mg/L		0.1		2	E200.7	09/03/08 03:34/eli-c
Beryllium	ND	mg/L	D	0.003		10	E200.8	09/04/08 00:17/eli-c
Boron	ND	mg/L		0.1		2	E200.7	09/03/08 03:34/eli-c
Cadmium	ND	mg/L		0.005		10	E200.8	09/04/08 00:17/eli-c
Chromium	ND	mg/L		0.05		2	E200.7	09/03/08 03:34/eli-c
Copper	ND	mg/L		0.01		2	E200.7	09/03/08 03:34/eli-c
Iron	0.73	mg/L		0.03		2	E200.7	09/03/08 03:34/eli-c
Lead	0.002	mg/L		0.001		10	E200.8	09/04/08 00:17/eli-c
Manganese	0.06	mg/L		0.01		2	E200.7	09/03/08 03:34/eli-c
Mercury	ND	mg/L		0.001		1	E245.1	08/28/08 08:25/eli-b
Molybdenum	ND	mg/L		0.1		2	E200.7	09/03/08 03:34/eli-c
Nickel	ND	mg/L		0.05		2	E200.7	09/03/08 03:34/eli-c
Selenium	ND	mg/L	D	0.003		10	E200.8	09/04/08 00:17/eli-c
Silver	ND	mg/L	D	0.02		10	E200.8	09/04/08 00:17/eli-c
Strontium	0.9	mg/L		0.1		2	E200.7	09/03/08 03:34/eli-c
Thallium	ND	mg/L		0.001		10	E200.8	09/04/08 00:17/eli-c
Uranium	0.0034	mg/L	D	0.0005		10	E200.8	09/04/08 00:17/eli-c
Zinc	ND	mg/L		0.01		2	E200.7	09/03/08 03:34/eli-c
DATA QUALITY								
A/C Balance (± 5)	2.54	%				1	A1030 E	11/04/08 00:00/jmh
Anions	11.4	meq/L				1	A1030 E	11/04/08 00:00/jmh
Cations	12.0	meq/L				1	A1030 E	11/04/08 00:00/jmh
Solids, Total Dissolved Calculated	764	mg/L				1	A1030 E	11/04/08 00:00/jmh
TDS Balance (0.80 - 1.20)	0.930					1	A1030 E	11/04/08 00:00/jmh

Report RL - Analyte reporting limit.
Definitions: QCL - Quality control limit.
MDC - Minimum detectable concentration
U - Not detected at minimum detectable concentration

MCL - Maximum contaminant level.
ND - Not detected at the reporting limit.
D - RL increased due to sample matrix interference.

Page 15 of 15



QA/QC Summary Report

Client: RESPEC Inc

Project: Edgemont

Report Date: 11/14/08

Work Order: R08080301

Analyte	Result	Units	RL	%REC	Low Limit	High Limit	RPD	RPDLimit	Qual
Method: A2320 B							Batch: 080820A-ALK-SEL-W		
Sample ID: LCS1_080820A	Laboratory Control Sample				Run: PH_COND1-R_080821A			08/20/08 11:41	
Alkalinity, Total as CaCO ₃	960	mg/L	5.0	96	90	110			
Sample ID: MBLK1_080820A	Method Blank				Run: PH_COND1-R_080821A			08/20/08 11:52	
Alkalinity, Total as CaCO ₃	ND	mg/L	3						
Sample ID: R08080296-001AMS	Sample Matrix Spike				Run: PH_COND1-R_080821A			08/21/08 11:27	
Alkalinity, Total as CaCO ₃	274	mg/L	5.0	108	80	120			
Sample ID: R08080296-001AMSD	Sample Matrix Spike Duplicate				Run: PH_COND1-R_080821A			08/21/08 11:31	
Alkalinity, Total as CaCO ₃	264	mg/L	5.0	98	80	120	3.7	10	
Method: A2510 B							Batch: 080822_1_COND-PROBE-W		
Sample ID: LCS_COND-1_080822	Laboratory Control Sample				Run: BAL-7-R_080822A			08/22/08 11:38	
Conductivity @ 25 C	1410	umhos/cm	5.0	100	90	110			
Sample ID: LCS1-1_080822	Laboratory Control Sample				Run: BAL-7-R_080822A			08/22/08 11:40	
Conductivity @ 25 C	162	umhos/cm	5.0	108	90	110			
Sample ID: LCS2-1_080822	Laboratory Control Sample				Run: BAL-7-R_080822A			08/22/08 11:41	
Conductivity @ 25 C	5010	umhos/cm	5.0	100	90	110			
Sample ID: MBLK-1_080822	Method Blank				Run: BAL-7-R_080822A			08/22/08 11:42	
Conductivity @ 25 C	ND	umhos/cm	5						
Method: A2540 C							Batch: 080825A-SLDS-TDS-W		
Sample ID: LCS1_080825A	Laboratory Control Sample				Run: BAL-4-R_080825B			08/25/08 15:44	
Solids, Total Dissolved TDS @ 180 C	210	mg/L	5.0	103	90	110			
Sample ID: MBLK1_080825A	Method Blank				Run: BAL-4-R_080825B			08/25/08 15:46	
Solids, Total Dissolved TDS @ 180 C	ND	mg/L	3						
Sample ID: R08080295-010AMS	Sample Matrix Spike				Run: BAL-4-R_080825B			08/25/08 15:52	
Solids, Total Dissolved TDS @ 180 C	420	mg/L	5.0	106	80	120			
Sample ID: R08080295-010AMSD	Sample Matrix Spike Duplicate				Run: BAL-4-R_080825B			08/25/08 15:52	
Solids, Total Dissolved TDS @ 180 C	410	mg/L	5.0	104	80	120	1	10	
Sample ID: R08080322-004AMS	Sample Matrix Spike				Run: BAL-4-R_080825B			08/25/08 15:57	
Solids, Total Dissolved TDS @ 180 C	590	mg/L	5.0	83	80	120			
Sample ID: R08080322-004AMSD	Sample Matrix Spike Duplicate				Run: BAL-4-R_080825B			08/25/08 15:58	
Solids, Total Dissolved TDS @ 180 C	590	mg/L	5.0	82	80	120	0.3	10	

Qualifiers:

RL - Analyte reporting limit.

ND - Not detected at the reporting limit.



QA/QC Summary Report

Client: RESPEC Inc

Project: Edgemont

Report Date: 11/14/08

Work Order: R08080301

Analyte	Result	Units	RL	%REC	Low Limit	High Limit	RPD	RPDLimit	Qual
Method: A2580 B							Batch: 080825-ORP-ISE-VV		
Sample ID: LCS	Laboratory Control Sample				Run: PH_COND1-R_080825A		08/25/08 00:00		
Oxidation-Reduction Potential	470	mV		98	95	105			
Sample ID: R08080301-005F	Sample Duplicate				Run: PH_COND1-R_080825A		08/25/08 00:00		
Oxidation-Reduction Potential	170	mV					3.4	10	
Method: A3114 B							Batch: C_SE3114-080901A		
Sample ID: MBLK	Method Blank				Run: SUB-C106784		09/01/08 11:25		
Selenium	0.0008	mg/L	6E-05						
Sample ID: C08081048-003AMS	Sample Matrix Spike				Run: SUB-C106784		09/01/08 11:46		
Selenium	0.071	mg/L	0.0010	81	85	115			S
Sample ID: C08081048-003AMSD	Sample Matrix Spike Duplicate				Run: SUB-C106784		09/01/08 11:48		
Selenium	0.073	mg/L	0.0010	86	85	115	3.5	15	
Sample ID: 288-92-2	Laboratory Control Sample				Run: SUB-C106784		09/01/08 11:50		
Selenium	0.050	mg/L	0.0010	99	90	110			
Sample ID: R08080332-009E	Sample Matrix Spike				Run: SUB-C106784		09/01/08 12:17		
Selenium	0.042	mg/L	0.0010	84	85	115			S
Sample ID: R08080332-009E	Sample Matrix Spike Duplicate				Run: SUB-C106784		09/01/08 12:19		
Selenium	0.044	mg/L	0.0010	88	85	115	4.5	15	
Method: A3114 B							Batch: C_SEIV3114-080831A		
Sample ID: MBLK	Method Blank				Run: SUB-C106776		08/31/08 15:53		
Selenium-IV	0.0005	mg/L	6E-05						
Sample ID: C08081048-003AMS	Sample Matrix Spike				Run: SUB-C106776		08/31/08 16:12		
Selenium-IV	0.052	mg/L	0.0010	87	85	115			
Sample ID: C08081048-003AMSD	Sample Matrix Spike Duplicate				Run: SUB-C106776		08/31/08 16:20		
Selenium-IV	0.056	mg/L	0.0010	96	85	115	7.7	10	
Sample ID: 288-92-2	Laboratory Control Sample				Run: SUB-C106776		08/31/08 16:22		
Selenium-IV	0.050	mg/L	0.0010	100	90	110			
Sample ID: R08080332-009E	Sample Matrix Spike				Run: SUB-C106776		08/31/08 16:49		
Selenium-IV	0.045	mg/L	0.0010	89	85	115			
Sample ID: R08080332-009E	Sample Matrix Spike Duplicate				Run: SUB-C106776		08/31/08 16:52		
Selenium-IV	0.046	mg/L	0.0010	92	85	115	2.5	10	

Qualifiers:

RL - Analyte reporting limit.

ND - Not detected at the reporting limit.

S - Spike recovery outside of advisory limits.



QA/QC Summary Report

Client: RESPEC Inc

Project: Edgemont

Report Date: 11/14/08

Work Order: R08080301

Analyte	Result	Units	RL	%REC	Low Limit	High Limit	RPD	RPDLimit	Qual
Method: A4500-H B							Batch: 080822_1_PH-W		
Sample ID: LCS_pH-1_080822	Laboratory Control Sample				Run: BAL-7-R_080822B			08/22/08 13:46	
pH	6.87	s.u.	0.010	100	98.55	101.45			
Method: A4500-NH3 G							Batch: A2008-08-21_2_NH3_01		
Sample ID: MBLK-2	Method Blank				Run: TECHAA2-R_080821A			08/21/08 14:35	
Nitrogen, Ammonia as N	ND	mg/L	0.01						
Sample ID: LFB-3	Laboratory Fortified Blank				Run: TECHAA2-R_080821A			08/21/08 14:36	
Nitrogen, Ammonia as N	0.26	mg/L	0.10	104	90	110			
Sample ID: LFB-4	Laboratory Fortified Blank				Run: TECHAA2-R_080821A			08/21/08 14:37	
Nitrogen, Ammonia as N	0.25	mg/L	0.10	101	90	110			
Sample ID: R08080295-008CMS	Sample Matrix Spike				Run: TECHAA2-R_080821A			08/21/08 17:41	
Nitrogen, Ammonia as N	0.22	mg/L	0.10	87	80	120			
Sample ID: R08080295-008CMSD	Sample Matrix Spike Duplicate				Run: TECHAA2-R_080821A			08/21/08 17:43	
Nitrogen, Ammonia as N	0.20	mg/L	0.10	81	80	120	7.2	10	
Sample ID: R08080301-004BMS	Sample Matrix Spike				Run: TECHAA2-R_080821A			08/21/08 17:55	
Nitrogen, Ammonia as N	0.29	mg/L	0.10	83	80	120			
Sample ID: R08080301-004BMSD	Sample Matrix Spike Duplicate				Run: TECHAA2-R_080821A			08/21/08 17:57	
Nitrogen, Ammonia as N	0.31	mg/L	0.10	90	80	120	5.7	10	
Method: D5072-92							Batch: C_R106600		
Sample ID: R08080301-005G	Sample Duplicate				Run: SUB-C106600			08/25/08 17:46	
Radon 222	2410	pCi/L	100				4.2	30	
Sample ID: MB-R106600	Method Blank				Run: SUB-C106600			08/25/08 17:46	
Radon 222	40	pCi/L							U
Sample ID: LCS-R106600	Laboratory Control Sample				Run: SUB-C106600			08/25/08 17:46	
Radon 222	300	pCi/L	100	85	70	130			

Qualifiers:

RL - Analyte reporting limit.

ND - Not detected at the reporting limit.

U - Not detected at minimum detectable concentration



QA/QC Summary Report

Client: RESPEC Inc

Report Date: 11/14/08

Project: Edgemont

Work Order: R08080301

Analyte	Result	Units	RL	%REC	Low Limit	High Limit	RPD	RPDLimit	Qual
Method: E200.7							Batch: C_19595		
Sample ID: MB-19595	Method Blank		Run: SUB-C106856				09/03/08 02:17		
Barium	ND	mg/L	0.006						
Boron	ND	mg/L	0.01						
Chromium	ND	mg/L	0.004						
Copper	ND	mg/L	0.005						
Iron	ND	mg/L	0.009						
Manganese	ND	mg/L	0.0003						
Molybdenum	ND	mg/L	0.007						
Nickel	ND	mg/L	0.005						
Strontium	ND	mg/L	0.0004						
Zinc	ND	mg/L	0.001						
Sample ID: LCS3-19595	Laboratory Control Sample		Run: SUB-C106856				09/03/08 02:21		
Barium	0.509	mg/L	0.10	102	85	115			
Boron	0.520	mg/L	0.10	104	85	115			
Chromium	0.520	mg/L	0.050	104	85	115			
Copper	0.518	mg/L	0.010	104	85	115			
Iron	2.75	mg/L	0.030	110	85	115			
Manganese	2.58	mg/L	0.010	103	85	115			
Molybdenum	0.508	mg/L	0.10	102	85	115			
Nickel	0.523	mg/L	0.050	105	85	115			
Strontium	0.487	mg/L	0.10	97	85	115			
Zinc	0.522	mg/L	0.010	104	85	115			
Sample ID: C08080990-003CMS3	Sample Matrix Spike		Run: SUB-C106856				09/03/08 02:41		
Barium	0.678	mg/L	0.10	100	70	130			
Boron	0.608	mg/L	0.10	105	70	130			
Chromium	0.524	mg/L	0.050	105	70	130			
Copper	0.522	mg/L	0.010	104	70	130			
Iron	4.25	mg/L	0.030	83	70	130			
Manganese	2.61	mg/L	0.010	102	70	130			
Molybdenum	0.520	mg/L	0.10	104	70	130			
Nickel	0.520	mg/L	0.050	104	70	130			
Strontium	0.968	mg/L	0.10	100	70	130			
Zinc	0.531	mg/L	0.010	102	70	130			
Sample ID: C08080990-003CMSD3	Sample Matrix Spike Duplicate		Run: SUB-C106856				09/03/08 02:45		
Barium	0.702	mg/L	0.10	105	70	130	3.5	20	
Boron	0.625	mg/L	0.10	108	70	130	2.8	20	
Chromium	0.531	mg/L	0.050	106	70	130	1.3	20	
Copper	0.530	mg/L	0.010	106	70	130	1.5	20	
Iron	4.47	mg/L	0.030	92	70	130	5.2	20	
Manganese	2.65	mg/L	0.010	104	70	130	1.6	20	
Molybdenum	0.532	mg/L	0.10	106	70	130	2.3	20	
Nickel	0.523	mg/L	0.050	105	70	130	0.6	20	

Qualifiers:

RL - Analyte reporting limit.

ND - Not detected at the reporting limit.



QA/QC Summary Report

Client: RESPEC Inc

Project: Edgemont

Report Date: 11/14/08

Work Order: R08080301

Analyte	Result	Units	RL	%REC	Low Limit	High Limit	RPD	RPDLimit	Qual
Method: E200.7							Batch: C_19595		
Sample ID: C08080990-003CMSD3		Sample Matrix Spike Duplicate			Run: SUB-C106856			09/03/08 02:45	
Strontium	0.962	mg/L	0.10	98	70	130	0.6	20	
Zinc	0.546	mg/L	0.010	105	70	130	2.8	20	

Qualifiers:

RL - Analyte reporting limit.

ND - Not detected at the reporting limit.



QA/QC Summary Report

Client: RESPEC Inc

Project: Edgemont

Report Date: 11/14/08

Work Order: R08080301

Analyte	Result	Units	RL	%REC	Low Limit	High Limit	RPD	RPDLimit	Qual
Method: E200.7							Batch: C_R106856		
Sample ID: MB-080902A	Method Blank			Run: SUB-C106856			09/02/08 14:38		
Silica	ND	mg/L	0.02						
Aluminum	ND	mg/L	0.004						
Barium	ND	mg/L	0.006						
Boron	ND	mg/L	0.008						
Cadmium	ND	mg/L	0.0008						
Calcium	ND	mg/L	0.1						
Chromium	ND	mg/L	0.002						
Copper	ND	mg/L	0.005						
Iron	0.005	mg/L	0.005						
Magnesium	ND	mg/L	0.04						
Manganese	ND	mg/L	0.0003						
Molybdenum	ND	mg/L	0.003						
Nickel	ND	mg/L	0.004						
Potassium	ND	mg/L	0.02						
Sodium	ND	mg/L	0.8						
Strontium	ND	mg/L	0.0002						
Zinc	ND	mg/L	0.002						
Sample ID: LFB-080902A	Laboratory Fortified Blank			Run: SUB-C106856			09/02/08 14:42		
Silica	0.38	mg/L	0.10	96	85	125			
Aluminum	1.00	mg/L	0.10	100	85	125			
Barium	1.0	mg/L	0.10	101	85	125			
Boron	0.96	mg/L	0.10	96	85	125			
Cadmium	1.0	mg/L	0.010	101	85	125			
Calcium	54	mg/L	0.50	107	85	125			
Chromium	1.0	mg/L	0.050	103	85	125			
Copper	1.0	mg/L	0.010	103	85	125			
Iron	1.1	mg/L	0.030	106	85	125			
Magnesium	53	mg/L	0.50	107	85	125			
Manganese	1.0	mg/L	0.010	102	85	125			
Molybdenum	1.00	mg/L	0.10	100	85	125			
Nickel	1.0	mg/L	0.050	102	85	125			
Potassium	45	mg/L	0.50	91	85	125			
Sodium	50	mg/L	0.77	100	85	125			
Strontium	1.0	mg/L	0.10	102	85	125			
Zinc	1.0	mg/L	0.010	103	85	125			
Sample ID: C08081029-002CMS2	Sample Matrix Spike			Run: SUB-C106856			09/02/08 17:49		
Aluminum	2.06	mg/L	0.10	102	70	130			
Barium	2.10	mg/L	0.10	104	70	130			
Boron	2.27	mg/L	0.10	105	70	130			
Cadmium	2.09	mg/L	0.010	104	70	130			
Chromium	2.11	mg/L	0.050	106	70	130			

Qualifiers:

RL - Analyte reporting limit.

ND - Not detected at the reporting limit.



QA/QC Summary Report

Client: RESPEC Inc

Project: Edgemont

Report Date: 11/14/08

Work Order: R08080301

Analyte	Result	Units	RL	%REC	Low Limit	High Limit	RPD	RPDLimit	Qual
Method: E200.7							Batch: C_R106856		
Sample ID: C08081029-002CMS2	Sample Matrix Spike		Run: SUB-C106856				09/02/08 17:49		
Copper	2.10	mg/L	0.010	105	70	130			
Iron	24.2	mg/L	0.030		70	130			A
Manganese	3.64	mg/L	0.010	101	70	130			
Molybdenum	2.05	mg/L	0.10	102	70	130			
Nickel	2.07	mg/L	0.050	104	70	130			
Strontium	9.22	mg/L	0.10	98	70	130			
Zinc	2.11	mg/L	0.010	105	70	130			
Calcium	580	mg/L	1.0		70	130			A
Magnesium	252	mg/L	1.0	105	70	130			
Potassium	114	mg/L	1.0	93	70	130			
Silica	2.77	mg/L	0.10	67	70	130			S
Sodium	278	mg/L	1.5	106	70	130			
Sample ID: C08081029-002CMSD2	Sample Matrix Spike Duplicate		Run: SUB-C106856				09/02/08 17:53		
Aluminum	2.05	mg/L	0.10	101	70	130	0.7	20	
Barium	2.09	mg/L	0.10	104	70	130	0.4	20	
Boron	2.27	mg/L	0.10	105	70	130	0	20	
Cadmium	2.02	mg/L	0.010	101	70	130	3.1	20	
Chromium	2.10	mg/L	0.050	105	70	130	0.7	20	
Copper	2.08	mg/L	0.010	104	70	130	0.9	20	
Iron	23.6	mg/L	0.030		70	130	2.3	20	A
Manganese	3.57	mg/L	0.010	98	70	130	1.8	20	
Molybdenum	2.07	mg/L	0.10	103	70	130	0.8	20	
Nickel	2.05	mg/L	0.050	102	70	130	1.2	20	
Strontium	9.00	mg/L	0.10	87	70	130	2.4	20	
Zinc	2.11	mg/L	0.010	105	70	130	0	20	
Calcium	569	mg/L	1.0		70	130	2	20	A
Magnesium	247	mg/L	1.0	101	70	130	1.7	20	
Potassium	113	mg/L	1.0	91	70	130	1.1	20	
Silica	2.80	mg/L	0.10	71	70	130	1	20	
Sodium	278	mg/L	1.5	106	70	130	0	20	
Method: E200.7_8							Batch: C_19720		
Sample ID: MB-19720	Method Blank		Run: SUB-C107379				09/10/08 23:44		
Uranium	2E-07	mg/L							
Sample ID: LCS1-19720	Laboratory Control Sample		Run: SUB-C107379				09/10/08 23:48		
Uranium	5.46E-05	mg/L	0.00030	103	80	120			

Qualifiers:

RL - Analyte reporting limit.

ND - Not detected at the reporting limit.

A - The analyte level was greater than four times the spike level. In accordance with the method % recovery is not calculated.

S - Spike recovery outside of advisory limits.



QA/QC Summary Report

Client: RESPEC Inc

Report Date: 11/14/08

Project: Edgemont

Work Order: R08080301

Analyte	Result	Units	RL	%REC	Low Limit	High Limit	RPD	RPDLimit	Qual
Method: E200.8							Batch: C_19595		
Sample ID: MB-19595	Method Blank		Run: SUB-C106973				09/03/08 22:42		
Antimony	ND	mg/L	0.0003						
Arsenic	0.007	mg/L							
Beryllium	ND	mg/L	0.0003						
Cadmium	ND	mg/L	4E-05						
Lead	ND	mg/L	5E-05						
Selenium	ND	mg/L	0.0003						
Silver	ND	mg/L	0.002						
Thallium	ND	mg/L	0.0001						
Uranium	ND	mg/L	5E-05						
Sample ID: LCS3-19595	Laboratory Control Sample		Run: SUB-C106973				09/03/08 22:48		
Antimony	0.543	mg/L	0.050	109	85	115			
Arsenic	0.535	mg/L	0.0010	106	85	115			
Beryllium	0.261	mg/L	0.010	104	85	115			
Cadmium	0.273	mg/L	0.010	109	85	115			
Lead	0.509	mg/L	0.050	102	85	115			
Selenium	0.528	mg/L	0.0032	106	85	115			
Silver	0.0495	mg/L	0.016	99	85	115			
Thallium	0.502	mg/L	0.10	100	85	115			
Uranium	0.498	mg/L	0.00048	100	85	115			
Sample ID: C08080990-003CMS3	Sample Matrix Spike		Run: SUB-C106973				09/04/08 00:44		
Antimony	0.521	mg/L	0.050	104	70	130			
Arsenic	0.519	mg/L	0.0010	101	70	130			
Beryllium	0.251	mg/L	0.010	100	70	130			
Cadmium	0.262	mg/L	0.010	105	70	130			
Lead	0.493	mg/L	0.050	98	70	130			
Selenium	0.506	mg/L	0.0032	101	70	130			
Silver	0.0475	mg/L	0.016	95	70	130			
Thallium	0.483	mg/L	0.10	97	70	130			
Uranium	0.486	mg/L	0.00048	96	70	130			
Sample ID: C08080990-003CMSD3	Sample Matrix Spike Duplicate		Run: SUB-C106973				09/04/08 00:51		
Antimony	0.516	mg/L	0.050	103	70	130	0.8	20	
Arsenic	0.552	mg/L	0.0010	108	70	130	6.1	20	
Beryllium	0.251	mg/L	0.010	101	70	130	0.3	20	
Cadmium	0.260	mg/L	0.010	104	70	130	0.9	20	
Lead	0.485	mg/L	0.050	96	70	130	1.7	20	
Selenium	0.553	mg/L	0.0032	111	70	130	8.9	20	
Silver	0.0490	mg/L	0.016	98	70	130	3.1	20	
Thallium	0.485	mg/L	0.10	97	70	130	0.2	20	
Uranium	0.479	mg/L	0.00048	95	70	130	1.6	20	

Qualifiers:

RL - Analyte reporting limit.

ND - Not detected at the reporting limit.



QA/QC Summary Report

Client: RESPEC Inc

Project: Edgemont

Report Date: 11/14/08

Work Order: R08080301

Analyte	Result	Units	RL	%REC	Low Limit	High Limit	RPD	RPDLimit	Qual
Method: E200.8							Batch: C_19595		
Sample ID: MB-19595	Method Blank		Run: SUB-C109482			10/18/08 14:16			
Arsenic	0.003	mg/L	5E-05						
Lead	ND	mg/L	5E-05						
Selenium	0.0007	mg/L	0.0002						
Uranium	ND	mg/L	3E-05						
Method: E200.8							Batch: C_19720		
Sample ID: C08081244-005CMS4	Post Digestion Spike		Run: SUB-C107379			09/11/08 02:12			
Uranium	0.0135	mg/L	0.00030	101	70	130			
Sample ID: C08081244-005CMSD4	Post Digestion Spike Duplicate		Run: SUB-C107379			09/11/08 02:16			
Uranium	0.0135	mg/L	0.00030	101	70	130	0.2	20	
Method: E200.8							Batch: C_R106481		
Sample ID: LRB	Method Blank		Run: SUB-C106481			08/25/08 13:26			
Arsenic	ND	mg/L	4E-05						
Zinc	0.0001	mg/L	3E-05						
Sample ID: LFB	Laboratory Fortified Blank		Run: SUB-C106481			08/25/08 17:18			
Arsenic	0.0504	mg/L	0.0010	101	85	115			
Zinc	0.0513	mg/L	0.0010	102	85	115			
Sample ID: C08080873-001BMS4	Post Digestion Spike		Run: SUB-C106481			08/26/08 07:31			
Arsenic	0.0421	mg/L	0.0010	84	70	130			
Zinc	0.0581	mg/L	0.010	81	70	130			
Sample ID: C08080873-001BMSD4	Post Digestion Spike Duplicate		Run: SUB-C106481			08/26/08 07:38			
Arsenic	0.0458	mg/L	0.0010	92	70	130	8.4	20	
Zinc	0.0595	mg/L	0.010	84	70	130	2.5	20	

Qualifiers:

RL - Analyte reporting limit.

ND - Not detected at the reporting limit.



QA/QC Summary Report

Client: RESPEC Inc

Report Date: 11/14/08

Project: Edgemont

Work Order: R08080301

Analyte	Result	Units	RL	%REC	Low Limit	High Limit	RPD	RPDLimit	Qual
Method: E200.8							Batch: C_R106879		
Sample ID: LRB	Method Blank		Run: SUB-C106879				09/02/08 13:32		
Antimony	ND	mg/L	7E-05						
Arsenic	ND	mg/L	6E-05						
Cadmium	ND	mg/L	1E-05						
Copper	ND	mg/L	7E-05						
Lead	ND	mg/L	3E-05						
Mercury	ND	mg/L	8E-05						
Selenium	ND	mg/L	0.0002						
Silver	ND	mg/L	3E-05						
Thallium	ND	mg/L	1E-05						
Thorium 232	ND	mg/L	4E-05						
Uranium	ND	mg/L	1E-05						
Vanadium	3E-05	mg/L	3E-05						
Sample ID: LFB	Laboratory Fortified Blank		Run: SUB-C106879				09/02/08 13:39		
Antimony	0.0519	mg/L	0.0010	104	85	115			
Arsenic	0.0504	mg/L	0.0010	101	85	115			
Cadmium	0.0514	mg/L	0.0010	103	85	115			
Copper	0.0526	mg/L	0.0010	105	85	115			
Lead	0.0512	mg/L	0.0010	102	85	115			
Mercury	0.00508	mg/L	0.0010	102	85	115			
Selenium	0.0507	mg/L	0.0010	101	85	115			
Silver	0.0206	mg/L	0.0010	103	85	115			
Thallium	0.0510	mg/L	0.0010	102	85	115			
Thorium 232	0.0497	mg/L	0.0010	99	85	115			
Uranium	0.0498	mg/L	0.00030	100	85	115			
Vanadium	0.0504	mg/L	0.0010	101	85	115			
Sample ID: C08080819-001BMS4	Post Digestion Spike		Run: SUB-C106879				09/03/08 01:57		
Antimony	0.0495	mg/L	0.050	99	70	130			
Arsenic	0.0477	mg/L	0.0010	94	70	130			
Cadmium	0.0482	mg/L	0.010	96	70	130			
Copper	0.0487	mg/L	0.010	94	70	130			
Lead	0.0478	mg/L	0.050	95	70	130			
Mercury	0.00482	mg/L	0.0010	96	70	130			
Selenium	0.0480	mg/L	0.0010	96	70	130			
Silver	0.0147	mg/L	0.010	73	70	130			
Thallium	0.0474	mg/L	0.10	95	70	130			
Thorium 232	0.0486	mg/L	0.0010	97	70	130			
Uranium	0.0492	mg/L	0.00030	98	70	130			
Vanadium	0.0469	mg/L	0.10	94	70	130			
Sample ID: C08080819-001BMSD4	Post Digestion Spike Duplicate		Run: SUB-C106879				09/03/08 02:31		
Antimony	0.0534	mg/L	0.050	107	70	130	7.6	20	
Arsenic	0.0514	mg/L	0.0010	102	70	130	7.6	20	

Qualifiers:

RL - Analyte reporting limit.

ND - Not detected at the reporting limit.



QA/QC Summary Report

Client: RESPEC Inc

Project: Edgemont

Report Date: 11/14/08

Work Order: R08080301

Analyte	Result	Units	RL	%REC	Low Limit	High Limit	RPD	RPDLimit	Qual
Method: E200.8							Batch: C_R106879		
Sample ID: C08080819-001BMSD4	Post Digestion Spike Duplicate			Run: SUB-C106879				09/03/08 02:31	
Cadmium	0.0513	mg/L	0.010	103	70	130	6.2	20	
Copper	0.0529	mg/L	0.010	102	70	130	8.4	20	
Lead	0.0527	mg/L	0.050	105	70	130	9.7	20	
Mercury	0.00533	mg/L	0.0010	107	70	130	10	20	
Selenium	0.0506	mg/L	0.0010	101	70	130	5.3	20	
Silver	0.0149	mg/L	0.010	74	70	130	1.5	20	
Thallium	0.0521	mg/L	0.10	104	70	130	0	20	
Thorium 232	0.0530	mg/L	0.0010	106	70	130	8.5	20	
Uranium	0.0536	mg/L	0.00030	107	70	130	8.5	20	
Vanadium	0.0507	mg/L	0.10	101	70	130	0	20	
Sample ID: C08080873-001BMS4	Post Digestion Spike			Run: SUB-C106879				09/03/08 02:45	
Antimony	0.0525	mg/L	0.050	105	70	130			
Arsenic	0.0492	mg/L	0.0010	98	70	130			
Cadmium	0.0488	mg/L	0.010	98	70	130			
Copper	0.0594	mg/L	0.010	98	70	130			
Lead	0.0502	mg/L	0.050	100	70	130			
Mercury	0.00504	mg/L	0.0010	101	70	130			
Selenium	0.402	mg/L	0.0010		70	130			A
Silver	0.0114	mg/L	0.010	57	70	130			S
Thallium	0.0495	mg/L	0.10	99	70	130			
Thorium 232	0.0525	mg/L	0.0010	105	70	130			
Uranium	0.260	mg/L	0.00030		70	130			A
Vanadium	0.0480	mg/L	0.10	95	70	130			
Sample ID: C08080873-001BMSD4	Post Digestion Spike Duplicate			Run: SUB-C106879				09/03/08 02:52	
Antimony	0.0509	mg/L	0.050	102	70	130	3.2	20	
Arsenic	0.0476	mg/L	0.0010	95	70	130	3.5	20	
Cadmium	0.0473	mg/L	0.010	94	70	130	3.3	20	
Copper	0.0576	mg/L	0.010	95	70	130	3	20	
Lead	0.0494	mg/L	0.050	99	70	130	0	20	
Mercury	0.00502	mg/L	0.0010	100	70	130	0.4	20	
Selenium	0.401	mg/L	0.0010		70	130	0.3	20	A
Silver	0.0117	mg/L	0.010	59	70	130	3.3	20	S
Thallium	0.0486	mg/L	0.10	97	70	130	0	20	
Thorium 232	0.0521	mg/L	0.0010	104	70	130	0.9	20	
Uranium	0.257	mg/L	0.00030		70	130	1.1	20	A
Vanadium	0.0474	mg/L	0.10	94	70	130	0	20	

Qualifiers:

RL - Analyte reporting limit.

ND - Not detected at the reporting limit.

A - The analyte level was greater than four times the spike level. In accordance with the method % recovery is not calculated.

S - Spike recovery outside of advisory limits.



QA/QC Summary Report

Client: RESPEC Inc

Project: Edgemont

Report Date: 11/14/08

Work Order: R08080301

Analyte	Result	Units	RL	%REC	Low Limit	High Limit	RPD	RPDLimit	Qual
Method: E200.8							Batch: C_R106973		
Sample ID: LRB	Method Blank					Run: SUB-C106973			09/03/08 13:38
Beryllium	ND	mg/L	4E-06						
Sample ID: LFB	Laboratory Fortified Blank					Run: SUB-C106973			09/03/08 13:45
Beryllium	0.0539	mg/L	0.0010	108	85	115			
Sample ID: R08080332-009D	Post Digestion Spike					Run: SUB-C106973			09/04/08 05:22
Beryllium	0.0565	mg/L	0.010	113	70	130			
Sample ID: R08080332-009D	Post Digestion Spike Duplicate					Run: SUB-C106973			09/04/08 05:57
Beryllium	0.0582	mg/L	0.010	116	70	130	2.9	20	
Method: E245.1							Batch: B_34292		
Sample ID: MB-34292	Method Blank					Run: SUB-B116583			08/28/08 07:30
Mercury	ND	mg/L	5E-05						
Sample ID: LFB-34292	Laboratory Fortified Blank					Run: SUB-B116583			08/28/08 07:35
Mercury	0.0019	mg/L	0.0010	94	85	115			
Sample ID: B08082231-001DMS	Sample Matrix Spike					Run: SUB-B116583			08/28/08 08:13
Mercury	0.0020	mg/L	0.0010	100	70	130			
Sample ID: B08082231-001DMSD	Sample Matrix Spike Duplicate					Run: SUB-B116583			08/28/08 08:16
Mercury	0.0023	mg/L	0.0010	115	70	130	14	30	
Method: E245.1							Analytical Run: SUB-B116583		
Sample ID: QCS	Initial Calibration Verification Standard								08/28/08 07:20
Mercury	0.0020	mg/L	0.0010	98	90	110			

Qualifiers:

RL - Analyte reporting limit.

ND - Not detected at the reporting limit.



QA/QC Summary Report

Client: RESPEC Inc

Project: Edgemont

Report Date: 11/14/08

Work Order: R08080301

Analyte	Result	Units	RL	%REC	Low Limit	High Limit	RPD	RPDLimit	Qual
Method: E300.0							Batch: R36973		
Sample ID: LFB0808213922-3	Laboratory Fortified Blank			Run: DIONEX_080821A			08/21/08 20:22		
Chloride	4.94	mg/L	0.50	99	90	110			
Fluoride	2.08	mg/L	0.10	104	90	110			
Nitrogen, Nitrate as N	2.46	mg/L	0.10	98	90	110			
Nitrogen, Nitrite as N	2.52	mg/L	0.10	101	90	110			
Sulfate	14.6	mg/L	1.0	97	90	110			
Sample ID: LFB0808213922-4	Laboratory Fortified Blank			Run: DIONEX_080821A			08/21/08 20:38		
Chloride	4.75	mg/L	0.50	95	90	110			
Fluoride	2.00	mg/L	0.10	100	90	110			
Nitrogen, Nitrate as N	2.34	mg/L	0.10	94	90	110			
Nitrogen, Nitrite as N	2.41	mg/L	0.10	96	90	110			
Sulfate	14.1	mg/L	1.0	94	90	110			
Sample ID: R08080296-001AMS	Sample Matrix Spike			Run: DIONEX_080821A			08/21/08 21:11		
Chloride	11.5	mg/L	0.50	89	80	120			
Fluoride	2.23	mg/L	0.10	95	80	120			
Nitrogen, Nitrate as N	2.53	mg/L	0.10	95	80	120			
Nitrogen, Nitrite as N	2.51	mg/L	0.10	100	80	120			
Sulfate	63.4	mg/L	1.0	74	80	120			S
Sample ID: R08080296-001AMSD	Sample Matrix Spike Duplicate			Run: DIONEX_080821A			08/21/08 21:27		
Chloride	11.2	mg/L	0.50	85	80	120	1.9	10	
Fluoride	2.14	mg/L	0.10	91	80	120	4.1	10	
Nitrogen, Nitrate as N	2.42	mg/L	0.10	91	80	120	4.4	10	
Nitrogen, Nitrite as N	2.41	mg/L	0.10	96	80	120	4.1	10	
Sulfate	62.8	mg/L	1.0	70	80	120	0.9	10	S
Sample ID: R08080301-003AMS	Sample Matrix Spike			Run: DIONEX_080821A			08/22/08 00:44		
Chloride	257	mg/L	5.4	92	80	120			
Fluoride	105	mg/L	0.56	99	80	120			
Nitrogen, Nitrate as N	122	mg/L	1.3	98	80	120			
Nitrogen, Nitrite as N	126	mg/L	2.9	101	80	120			
Sulfate	2070	mg/L	3.4	104	80	120			
Sample ID: R08080301-003AMSD	Sample Matrix Spike Duplicate			Run: DIONEX_080821A			08/22/08 01:01		
Chloride	251	mg/L	5.4	90	80	120	2.4	10	
Fluoride	102	mg/L	0.56	97	80	120	2.7	10	
Nitrogen, Nitrate as N	119	mg/L	1.3	95	80	120	2.6	10	
Nitrogen, Nitrite as N	123	mg/L	2.9	98	80	120	2.6	10	
Sulfate	2010	mg/L	3.4	97	80	120	2.6	10	
Sample ID: R08080323-001AMS	Sample Matrix Spike			Run: DIONEX_080821A			08/22/08 03:45		
Chloride	10.3	mg/L	0.50	89	80	120			
Fluoride	2.20	mg/L	0.10	94	80	120			

Qualifiers:

RL - Analyte reporting limit.

ND - Not detected at the reporting limit.

S - Spike recovery outside of advisory limits.



QA/QC Summary Report

Client: RESPEC Inc

Project: Edgemont

Report Date: 11/14/08

Work Order: R08080301

Analyte	Result	Units	RL	%REC	Low Limit	High Limit	RPD	RPDLimit	Qual
Method: E300.0							Batch: R36973		
Sample ID: R08080323-001AMS	Sample Matrix Spike		Run: DIONEX_080821A				08/22/08 03:45		
Nitrogen, Nitrate as N	2.44	mg/L	0.10	92	80	120			
Nitrogen, Nitrite as N	2.46	mg/L	0.10	98	80	120			
Sulfate	63.8	mg/L	1.0	74	80	120			S
Sample ID: R08080323-001AMSD	Sample Matrix Spike Duplicate		Run: DIONEX_080821A				08/22/08 04:01		
Chloride	10.3	mg/L	0.50	89	80	120	0.1	10	
Fluoride	2.20	mg/L	0.10	94	80	120	0	10	
Nitrogen, Nitrate as N	2.44	mg/L	0.10	92	80	120	0	10	
Nitrogen, Nitrite as N	2.46	mg/L	0.10	98	80	120	0	10	
Sulfate	63.6	mg/L	1.0	72	80	120	0.4	10	S
Method: E900.0							Batch: C_GrAB-0526		
Sample ID: MB-GrAB-0526	Method Blank		Run: SUB-C108200				09/25/08 02:03		
Gross Alpha	-0.4	pCi/L							U
Gross Beta	-1	pCi/L							U
Sample ID: UNAT-GrAB-0526	Laboratory Control Sample		Run: SUB-C108200				09/25/08 02:03		
Gross Alpha	140	pCi/L	102		70	130			
Sample ID: R08080332-009H	Sample Matrix Spike		Run: SUB-C108200				09/25/08 02:03		
Gross Alpha	120	pCi/L	90		70	130			
Sample ID: R08080332-009H	Sample Matrix Spike Duplicate		Run: SUB-C108200				09/25/08 02:03		
Gross Alpha	150	pCi/L	110		70	130	20	15.7	R
- The RPD for the MSD is high. The individual spike recoveries are within range, the MB is acceptable, and the LCS is within range, therefore the batch is approved									
Sample ID: Cs137-GrAB-0526	Laboratory Control Sample		Run: SUB-C108200				09/25/08 02:03		
Gross Beta	93	pCi/L	101		70	130			
Sample ID: R08080332-009H	Sample Matrix Spike		Run: SUB-C108200				09/25/08 14:09		
Gross Beta	73	pCi/L	82		70	130			
Sample ID: R08080332-009H	Sample Matrix Spike Duplicate		Run: SUB-C108200				09/25/08 14:09		
Gross Beta	97	pCi/L	107		70	130	28	16.3	R
- The RPD for the MSD is high. The individual spike recoveries are within range, the MB is acceptable, and the LCS is within range, therefore the batch is approved.									
Sample ID: R08080301-002H	Sample Duplicate		Run: SUB-C108200				09/25/08 14:09		
Gross Alpha	71	pCi/L					10	40.3	
Gross Beta	16	pCi/L					59	69.5	

Qualifiers:

RL - Analyte reporting limit.

R - RPD exceeds advisory limit.

U - Not detected at minimum detectable concentration

ND - Not detected at the reporting limit.

S - Spike recovery outside of advisory limits.



QA/QC Summary Report

Client: RESPEC Inc

Project: Edgemont

Report Date: 11/14/08

Work Order: R08080301

Analyte	Result	Units	RL	%REC	Low Limit	High Limit	RPD	RPDLimit	Qual
Method: E901.1							Batch: C_R106893		
Sample ID: R08080332-007H	Sample Duplicate				Run: SUB-C106893			08/29/08 12:32	
Gross Gamma	ND	pCi/L					0	30	U
Sample ID: R08080332-009H	Sample Duplicate				Run: SUB-C106893			08/29/08 12:32	
Gross Gamma	1000	pCi/L					7.9	30	
Sample ID: MB-R106893	Method Blank				Run: SUB-C106893			08/29/08 12:32	
Gross Gamma	ND	pCi/L							U
Sample ID: LCS-R106893	Laboratory Control Sample				Run: SUB-C106893			08/29/08 12:32	
Cesium 137	39000	pCi/L	20	95	70	130			
Cobalt 60	49000	pCi/L	20	99	70	130			
Method: E903.0							Batch: C_19720		
Sample ID: C08080968-001FMS	Sample Matrix Spike				Run: SUB-C107779			09/17/08 15:43	
Radium 226	140	pCi/L		96	70	130			
Sample ID: C08080968-001FMSD	Sample Matrix Spike Duplicate				Run: SUB-C107779			09/17/08 15:43	
Radium 226	150	pCi/L		98	70	130	6.9	25.2	
Sample ID: LCS-19720	Laboratory Control Sample				Run: SUB-C107779			09/17/08 18:56	
Radium 226	74	pCi/L		96	70	130			
Sample ID: MB-19720	Method Blank				Run: SUB-C107779			09/17/08 18:56	
Radium 226	-0.4	pCi/L							U
Method: E903.0							Batch: C_RA226-3058		
Sample ID: C08080934-001EMS	Sample Matrix Spike				Run: SUB-C107589			09/15/08 14:53	
Radium 226	14	pCi/L		91	70	130			
Sample ID: C08080934-001EMS D	Sample Matrix Spike Duplicate				Run: SUB-C107589			09/15/08 14:53	
Radium 226	14	pCi/L		92	70	130	0.5	24.6	
Sample ID: MB-RA226-3058	Method Blank				Run: SUB-C107589			09/15/08 18:05	
Radium 226	-0.2	pCi/L							U
Sample ID: LCS-RA226-3058	Laboratory Control Sample				Run: SUB-C107589			09/15/08 18:05	
Radium 226	6.8	pCi/L		88	70	130			

Qualifiers:

RL - Analyte reporting limit.

ND - Not detected at the reporting limit.

U - Not detected at minimum detectable concentration



QA/QC Summary Report

Client: RESPEC Inc

Project: Edgemont

Report Date: 11/14/08

Work Order: R08080301

Analyte	Result	Units	RL	%REC	Low Limit	High Limit	RPD	RPDLimit	Qual
Method: E907.0							Batch: C_R108747		
Sample ID: R08080332-0011	Sample Matrix Spike					Run: SUB-C108747			09/28/08 13:33
Thorium 230	21.4	pCi/L	0.20	95	70	130			
Sample ID: R08080332-0011	Sample Matrix Spike Duplicate					Run: SUB-C108747			09/28/08 13:33
Thorium 230	25.8	pCi/L	0.20	111	70	130	19	40.7	
Sample ID: LCS-19720	Laboratory Control Sample					Run: SUB-C108747			09/29/08 13:22
Thorium 230	47.0	pCi/L	0.20	102	70	130			
Sample ID: MB-19720	Method Blank					Run: SUB-C108747			09/29/08 13:22
Thorium 230	0.6	pCi/L							U
Method: E907.0							Batch: C_RA-TH-ISO-0633		
Sample ID: LCS-RA-TH-ISO-0633	Laboratory Control Sample					Run: SUB-C108242			09/19/08 13:54
Thorium 230	6.17	pCi/L	0.20	102	70	130			
Sample ID: R08080301-004H	Sample Matrix Spike					Run: SUB-C108242			09/20/08 12:26
Thorium 230	10.5	pCi/L	0.20	86	70	130			
Sample ID: R08080301-004H	Sample Matrix Spike Duplicate					Run: SUB-C108242			09/20/08 12:26
Thorium 230	10.9	pCi/L	0.20	91	70	130	4.1	40.3	
Sample ID: MB-RA-TH-ISO-0633	Method Blank					Run: SUB-C108242			09/21/08 12:56
Thorium 230	-0.02	pCi/L							U
Method: E909.0M							Batch: C_19720		
Sample ID: R08080332-009I	Sample Matrix Spike					Run: SUB-C108784			09/12/08 10:37
Lead 210	240	pCi/L		89	70	130			
Sample ID: R08080332-009I	Sample Matrix Spike Duplicate					Run: SUB-C108784			09/12/08 10:37
Lead 210	300	pCi/L		111	70	130	23	30	
Sample ID: MB-R108784	Method Blank					Run: SUB-C108784			09/12/08 10:37
Lead 210	-6	pCi/L							U
Sample ID: LCS-R108784	Laboratory Control Sample					Run: SUB-C108784			09/12/08 10:37
Lead 210	100	pCi/L		92	70	130			

Qualifiers:

RL - Analyte reporting limit.

ND - Not detected at the reporting limit.

U - Not detected at minimum detectable concentration



QA/QC Summary Report

Client: RESPEC Inc

Project: Edgemont

Report Date: 11/14/08

Work Order: R08080301

Analyte	Result	Units	RL	%REC	Low Limit	High Limit	RPD	RPDLimit	Qual
Method: E909.0M							Batch: C_R107511		
Sample ID: R08080332-005H	Sample Matrix Spike				Run: SUB-C107511			09/04/08 07:39	
Lead 210	410	pCi/L		70	70	130			
Sample ID: R08080332-005H	Sample Matrix Spike Duplicate				Run: SUB-C107511			09/04/08 07:39	
Lead 210	450	pCi/L		77	70	130	9.5	30	
Sample ID: MB-R107511	Method Blank				Run: SUB-C107511			09/04/08 07:39	
Lead 210	-3	pCi/L						U	
Sample ID: LCS-R107511	Laboratory Control Sample				Run: SUB-C107511			09/04/08 07:39	
Lead 210	86	pCi/L		76	70	130			
Method: RMO-3008							Batch: C_19720		
Sample ID: C08081029-005IMS	Sample Matrix Spike				Run: SUB-C108077			09/15/08 14:35	
Polonium 210	36	pCi/L	1.0	83	70	130			
Sample ID: C08081029-005IMSD	Sample Matrix Spike Duplicate				Run: SUB-C108077			09/15/08 14:35	
Polonium 210	48	pCi/L	1.0	111	70	130	29	30	
Sample ID: LCS-R108077	Laboratory Control Sample				Run: SUB-C108077			09/15/08 14:35	
Polonium 210	81	pCi/L	1.0	95	70	130			
Sample ID: MB-R108077	Method Blank				Run: SUB-C108077			09/15/08 14:35	
Polonium 210	0.9	pCi/L						U	
Method: RMO-3008							Batch: C_R107620		
Sample ID: C08081029-005HMS	Sample Matrix Spike				Run: SUB-C107620			09/03/08 19:15	
Polonium 210	79	pCi/L	1.0	93	70	130			
Sample ID: C08081029-005HMSD	Sample Matrix Spike Duplicate				Run: SUB-C107620			09/03/08 19:15	
Polonium 210	82	pCi/L	1.0	97	70	130	3.7	30	
Sample ID: LCS-R107620	Laboratory Control Sample				Run: SUB-C107620			09/03/08 19:15	
Polonium 210	44	pCi/L	1.0	102	70	130			
Sample ID: MB-R107620	Method Blank				Run: SUB-C107620			09/03/08 19:15	
Polonium 210	ND	pCi/L						U	

Qualifiers:

RL - Analyte reporting limit.

ND - Not detected at the reporting limit.

U - Not detected at minimum detectable concentration



ENERGY LABORATORIES, INC. • 2821 Plant Street • Rapid City, SD 57702 • www.energylab.com
Toll Free 888.672.1225 • Voice 605.342.1225 • Fax 605.342.1397 • rapid_city@energylab.com



Chain of Custody and Analytical Request Record

Page 1 of 1

PLEASE PRINT - Provide as much information as possible.

Company Name: Bureau LeSpec		Project Name, PWS, Permit, Etc. Powerful Dewey Burdock		Sample Origin State: SD	EPA/State Compliance: Yes <input type="checkbox"/> No <input type="checkbox"/>
Report Mail Address: LeSpec		Contact Name: Corey Foreman		Phone/Fax: 605-342-1397	Email: eric.kunze
Invoice Address:		Invoice Contact & Phone:		Purchase Order:	Quote/Bottle Order:
Special Report/Formats - ELI must be notified prior to sample submittal for the following: <input type="checkbox"/> DW <input type="checkbox"/> A2LA <input type="checkbox"/> GSA <input type="checkbox"/> EDD/EDT (Electronic Data) <input type="checkbox"/> POTW/WWTP <input type="checkbox"/> Format: <input type="checkbox"/> State: <input type="checkbox"/> LEVEL IV <input type="checkbox"/> Other: <input type="checkbox"/> NELAC					
SAMPLE IDENTIFICATION (Name, Location, Interval, etc.)		Collection Date	Collection Time	MATRIX	ANALYSIS REQUESTED
1 Dew Burd GW 3026		8/19/2008	16:25	W	SEE ATTACHED Normal Turnaround (TAT) RUSH Comments: All GW. Contact ELI prior to RUSH sample submittal for charges and scheduling - See Instruction Page
2 Dew Burd GW 3026		8/19/2008	16:35	W	
3 Dew Burd GW 698		8/19/2008	17:35	W	
4 Dew Burd GW 681		8/19/2008	19:08	W	
5 Dew Burd GW 689		8/19/2008	19:18	W	
6					
7					
8					
9					
10					
Custody Record MUST be Signed		Relinquished by (print): Eric Kunze	Date/Time: 8/19/08 21:50	Signature: [Signature]	Received by (print): Daniel Newman
Sample Disposal:		Return to Client:	Lab Disposal:	Received by Laboratory:	Date/Time: 9/20/08 800
					Signature: [Signature]

In certain circumstances, samples submitted to Energy Laboratories, Inc. may be subcontracted to other certified laboratories in order to complete the analysis requested. This serves as notice of this possibility. All sub-contract data will be clearly notated on your analytical report. Visit our web site at www.energylab.com for additional information, downloadable fee schedule, forms, and links.



ANALYTICAL SUMMARY REPORT

November 14, 2008

Cory Foreman
RESPEC Inc
3824 Jet Dr
Rapid City, SD 57701-

Workorder No.: R08080332 Quote ID: R286

Project Name: Edgemont

Energy Laboratories Inc. received the following 9 samples for RESPEC Inc on 8/21/2008 for analysis.

Sample ID	Client Sample ID	Collect Date	Receive Date	Matrix	Test
R08080332-001	DewBurd GW688	08/20/08 10:07	08/21/08	Aqueous	Metals by ICP/ICPMS, Dissolved Metals by ICP/ICPMS, Suspended Metals by ICP/ICPMS, Total Alkalinity Anion - Cation Balance Conductivity Mercury, Total Selenium, Dissolved Selenium, Dissolved Selenium, Dissolved Anions by Ion Chromatography Nitrogen, Ammonia Oxidation Reduction Potential pH Digestion, Total Metals Digestion, Total Metals Dissolved Filtration Digestion, Mercury by CVAA Gross Alpha, Gross Beta Gross Gamma, Dissolved Lead 210, Dissolved Lead 210, Suspended Polonium 210, Dissolved Polonium 210, Suspended Radium 226, Dissolved Radium 226, Suspended Radon 222 Thorium, Isotopic Thorium, Suspended Isotopic Sodium Adsorption Ratio Solids, Total Dissolved
R08080332-002	DewBurd GW680	08/20/08 10:23	08/21/08	Aqueous	Same As Above
R08080332-003	DewBurd GW622	08/20/08 12:59	08/21/08	Aqueous	Same As Above
R08080332-004	DewBurd GW615	08/20/08 13:26	08/21/08	Aqueous	Same As Above
R08080332-005	DewBurd GW695	08/20/08 14:20	08/21/08	Aqueous	Same As Above
R08080332-006	DewBurd GW696	08/20/08 15:10	08/21/08	Aqueous	Same As Above
R08080332-007	DewBurd GW694	08/20/08 15:45	08/21/08	Aqueous	Same As Above
R08080332-008	DewBurd GW697	08/20/08 17:10	08/21/08	Aqueous	Same As Above



ANALYTICAL SUMMARY REPORT

R08080332-009 DewBurd BLK01	08/20/08 17:25 08/21/08	Aqueous	Metals by ICP/ICPMS, Dissolved Metals by ICP/ICPMS, Suspended Metals by ICP/ICPMS, Total Alkalinity Conductivity Mercury, Total Selenium, Dissolved Selenium, Dissolved Selenium, Dissolved Anions by Ion Chromatography Nitrogen, Ammonia Oxidation Reduction Potential pH Digestion, Total Metals Digestion, Total Metals Dissolved Filtration Digestion, Mercury by CVAA Gross Alpha, Gross Beta Gross Gamma, Dissolved Lead 210, Dissolved Lead 210, Suspended Polonium 210, Dissolved Polonium 210, Suspended Radium 226, Dissolved Radium 226, Suspended Radon 222 Thorium, Isotopic Thorium, Suspended Isotopic Sodium Adsorption Ratio Solids, Total Dissolved
-----------------------------	-------------------------	---------	---

As appropriate, any exceptions or problems with the analyses are noted in the Laboratory Analytical Report, the QA/QC Summary Report, or the Case Narrative.

If you have any questions regarding these tests results, please call.

Report Approved By:


Linda Larson
Rapid City - Project Manager



CLIENT: RESPEC Inc
Project: Edgemont
Sample Delivery Group: R08080332

Date: 14-Nov-08

CASE NARRATIVE

This case narrative is used to explain any exceptions to the analyses performed for your sample(s). In accordance with Good Analytical Laboratory Practices (GALP), samples requiring data qualifiers or analytical modifications are explained herein.

All samples were analyzed in accordance with prescribed methodology, except where noted. Samples are accompanied by appropriate quality assurance/quality control (QA/QC) samples throughout the analytical process.

During the course of analyzing your sample(s) the following exceptions were noted.
- Any exceptions noted are listed in the Analytical Report

Subcontracting of sample analyses to an outside laboratory may be required. If so, ENERGY LABORATORIES, INC. will utilize its branch laboratories or qualified contract laboratories for this service. Any such laboratories are indicated within the Laboratory Analytical Report.

BRANCH LABORATORY IDENTIFIERS

eli-b - Energy Laboratories, Inc. - Billings, MT, EPA # MT00005
eli-c - Energy Laboratories, Inc. - Casper, WY, EPA# WY00002
eli-f - Energy Laboratories, Inc. - Idaho Falls, ID, EPA # ID00942
eli-g - Energy Laboratories, Inc. - Gillette, WY, EPA# WY00006
eli-h - Energy Laboratories, Inc. - Helena, MT, EPA# MT00945
eli-t - Energy Laboratories, Inc. - College Station, TX, EPA# TX01520

For additional information, including certifications, and analytical services visit our web page www.energylab.com.

If you have questions regarding this information, please feel free to contact us at (888)672-1225, (605)342-1225 or rapid_city@energylab.com.

Comments imported for SUBBED Workorder: C08081026

ANALYTICAL COMMENTS

The MDC for Pb-210 per RG 4.14 is 1 pCi/L. The current technique can achieve an MDC of 5 pCi/L if there is sufficient sample to process 1.0 L, and this is reported on a sample specific basis. The MDC of 0.2 pCi/L for Ra226 was not achievable on all samples due to insufficient volume.

End of comments imported for SUBBED Workorder: C08081026



LABORATORY ANALYTICAL REPORT

Client: RESPEC Inc
Project: Edgemont
Lab ID: R08080332-001
Client Sample ID: DewBurd GW688

Report Date: 11/14/08
Collection Date: 08/20/08 10:07
Date Received: 08/21/08
Matrix: AQUEOUS

Analyses	Result	Units	Qual	RL	MCL/		Method	Analysis Date / By
					QCL	DF		
MAJOR IONS								
Alkalinity, Total as CaCO3	166	mg/L		5		1	A2320 B	08/21/08 14:44/mb
Carbonate as CO3	ND	mg/L		5		1	A2320 B	08/21/08 14:44/mb
Bicarbonate as HCO3	202	mg/L		5		1	A2320 B	08/21/08 14:44/mb
Calcium	51.7	mg/L		0.5		2	E200.7	09/02/08 15:56/eli-c
Chloride	11	mg/L		1		1	E300.0	08/22/08 20:03/jmh
Fluoride	0.6	mg/L		0.1		1	E300.0	08/22/08 20:03/jmh
Magnesium	21.6	mg/L		0.5		2	E200.7	09/02/08 15:56/eli-c
Nitrogen, Ammonia as N	0.1	mg/L		0.1		1	A4500-NH3 G	08/21/08 18:28/jmh
Nitrogen, Nitrate as N	ND	mg/L		0.1		1	E300.0	08/22/08 20:03/jmh
Nitrogen, Nitrite as N	ND	mg/L		0.1		1	E300.0	08/22/08 20:03/jmh
Potassium	12.1	mg/L		0.5		2	E200.7	09/02/08 15:56/eli-c
Silica	3.9	mg/L		0.5		2	E200.7	09/02/08 15:56/eli-c
Sodium	196	mg/L	D	2		2	E200.7	09/02/08 15:56/eli-c
Sulfate	425	mg/L	D	3		50	E300.0	08/22/08 19:14/jmh
PHYSICAL PROPERTIES								
Conductivity @ 25 C	1430	umhos/cm		5.0		1	A2510 B	08/22/08 11:55/tb
Oxidation-Reduction Potential	180	mV				1	A2580 B	08/25/08 00:00/jmh
pH	8.35	s.u.		0.01		1	A4500-H B	08/22/08 14:01/tb
Sodium Adsorption Ratio (SAR)	5.8	unitless		0.10		1	Calculation	11/04/08 09:20/ADM
Solids, Total Dissolved TDS @ 180 C	810	mg/L		5		1	A2540 C	08/25/08 16:02/mb
METALS - DISSOLVED								
Aluminum	ND	mg/L		0.1		2	E200.7	09/02/08 15:56/eli-c
Arsenic	ND	mg/L		0.001		1	E200.8	10/27/08 12:44/eli-c
Barium	ND	mg/L		0.1		2	E200.7	09/02/08 15:56/eli-c
Boron	ND	mg/L		0.1		2	E200.7	09/02/08 15:56/eli-c
Cadmium	ND	mg/L		0.005		1	E200.8	09/04/08 03:00/eli-c
Chromium	ND	mg/L		0.05		2	E200.7	09/02/08 15:56/eli-c
Copper	ND	mg/L		0.01		1	E200.8	09/04/08 03:00/eli-c
Iron	0.04	mg/L		0.03		2	E200.7	09/02/08 15:56/eli-c
Lead	ND	mg/L		0.001		1	E200.8	09/04/08 03:00/eli-c
Manganese	0.05	mg/L		0.01		2	E200.7	09/02/08 15:56/eli-c
Mercury	ND	mg/L		0.001		1	E200.8	09/04/08 03:00/eli-c
Molybdenum	ND	mg/L		0.1		2	E200.7	09/02/08 15:56/eli-c
Nickel	ND	mg/L		0.05		2	E200.7	09/02/08 15:56/eli-c
Selenium	ND	mg/L		0.001		1	A3114 B	09/01/08 11:58/eli-c
Silver	ND	mg/L		0.005		1	E200.8	09/04/08 17:07/eli-c
Thorium 232	ND	mg/L		0.005		1	E200.8	09/04/08 03:00/eli-c

Report RL - Analyte reporting limit.
Definitions: QCL - Quality control limit.
MDC - Minimum detectable concentration

MCL - Maximum contaminant level.
ND - Not detected at the reporting limit.
D - RL increased due to sample matrix interference.

Page 1 of 27



LABORATORY ANALYTICAL REPORT

Client: RESPEC Inc
Project: Edgemont
Lab ID: R08080332-001
Client Sample ID: DewBurd GW688

Report Date: 11/14/08
Collection Date: 08/20/08 10:07
Date Received: 08/21/08
Matrix: AQUEOUS

Analyses	Result	Units	Qual	RL	MCL/ QCL	DF	Method	Analysis Date / By
METALS - DISSOLVED								
Uranium	ND	mg/L		0.0003		1	E200.8	09/04/08 03:00/eli-c
Vanadium	ND	mg/L		0.1		2	E200.7	09/02/08 15:56/eli-c
Zinc	ND	mg/L		0.01		2	E200.7	09/02/08 15:56/eli-c
METALS - SUSPENDED								
Uranium	ND	mg/L		0.0003		1	E200.8	09/11/08 00:14/eli-c
METALS - SPECIATED								
Selenium-IV	ND	mg/L		0.001		1	A3114 B	08/31/08 16:30/eli-c
Selenium-VI	ND	mg/L		0.001		1	A3114 B	09/01/08 11:59/eli-c
RADIONUCLIDES - DISSOLVED								
Gross Alpha	11.8	pCi/L				1	E900.0	09/25/08 02:03/eli-c
Gross Alpha precision (±)	3.0	pCi/L				1	E900.0	09/25/08 02:03/eli-c
Gross Alpha MDC	3.4	pCi/L				1	E900.0	09/25/08 02:03/eli-c
Gross Beta	11.0	pCi/L				1	E900.0	09/25/08 02:03/eli-c
Gross Beta precision (±)	2.3	pCi/L				1	E900.0	09/25/08 02:03/eli-c
Gross Beta MDC	3.6	pCi/L				1	E900.0	09/25/08 02:03/eli-c
Lead 210	3.8	pCi/L	U			1	E909.0M	09/04/08 07:39/eli-c
Lead 210 precision (±)	6.4	pCi/L				1	E909.0M	09/04/08 07:39/eli-c
Lead 210 MDC	10.7	pCi/L				1	E909.0M	09/04/08 07:39/eli-c
Polonium 210	0.0	pCi/L	U	1.0		1	RMO-3008	09/03/08 19:15/eli-c
Polonium 210 precision (±)	0.40	pCi/L				1	RMO-3008	09/03/08 19:15/eli-c
Radium 226	1.7	pCi/L				1	E903.0	09/20/08 21:07/eli-c
Radium 226 precision (±)	0.4	pCi/L				1	E903.0	09/20/08 21:07/eli-c
Thorium 230	0.0	pCi/L	U	0.2		1	E907.0	09/21/08 12:59/eli-c
Thorium 230 precision (±)	0.1	pCi/L				1	E907.0	09/21/08 12:59/eli-c
Gross Gamma	0.0	pCi/L	U	20		1	E901.1	08/29/08 12:32/eli-c
Gross Gamma precision (±)	20	pCi/L				1	E901.1	08/29/08 12:32/eli-c
RADIONUCLIDES - SUSPENDED								
Lead 210	-6	pCi/L	U			1	E909.0M	09/12/08 10:37/eli-c
Lead 210 precision (±)	10.5	pCi/L				1	E909.0M	09/12/08 10:37/eli-c
Lead 210 MDC	17.8	pCi/L				1	E909.0M	09/12/08 10:37/eli-c
Polonium 210	-0.1	pCi/L	U	1.0		1	RMO-3008	09/15/08 14:35/eli-c
Polonium 210 precision (±)	0.31	pCi/L				1	RMO-3008	09/15/08 14:35/eli-c
Radium 226	-0.3	pCi/L	U			1	E903.0	09/17/08 15:43/eli-c
Radium 226 precision (±)	0.2	pCi/L				1	E903.0	09/17/08 15:43/eli-c
Radium 226 MDC	0.5	pCi/L				1	E903.0	09/17/08 15:43/eli-c

Report RL - Analyte reporting limit.
Definitions: QCL - Quality control limit.
MDC - Minimum detectable concentration

MCL - Maximum contaminant level.
ND - Not detected at the reporting limit.
U - Not detected at minimum detectable concentration

Page 2 of 27



LABORATORY ANALYTICAL REPORT

Client: RESPEC Inc
Project: Edgemont
Lab ID: R08080332-001
Client Sample ID: DewBurd GW688

Report Date: 11/14/08
Collection Date: 08/20/08 10:07
Date Received: 08/21/08
Matrix: AQUEOUS

Analyses	Result	Units	Qual	RL	MCL/	DF	Method	Analysis Date / By
					QCL			
RADIONUCLIDES - SUSPENDED								
Thorium 230	0.0	pCi/L	U	0.2		1	E907.0	09/28/08 13:33/eli-c
Thorium 230 precision (±)	0.1	pCi/L				1	E907.0	09/28/08 13:33/eli-c
RADIONUCLIDES - TOTAL								
Radon 222	449	pCi/L		100		1	D5072-92	08/25/08 17:46/eli-c
Radon 222 precision (±)	90.9	pCi/L				1	D5072-92	08/25/08 17:46/eli-c
TOTAL METALS ANALYSES								
Antimony	ND	mg/L		0.003		1	E200.8	09/04/08 03:07/eli-c
Arsenic	0.002	mg/L		0.001		1	E200.8	10/28/08 17:06/eli-c
Barium	ND	mg/L		0.1		2	E200.7	09/02/08 19:10/eli-c
Beryllium	ND	mg/L		0.001		1	E200.8	09/04/08 03:07/eli-c
Boron	ND	mg/L		0.1		2	E200.7	09/02/08 19:10/eli-c
Cadmium	ND	mg/L		0.005		1	E200.8	09/04/08 03:07/eli-c
Chromium	ND	mg/L		0.05		2	E200.7	09/02/08 19:10/eli-c
Copper	ND	mg/L		0.01		2	E200.7	09/02/08 19:10/eli-c
Iron	0.24	mg/L		0.03		2	E200.7	09/02/08 19:10/eli-c
Lead	ND	mg/L		0.001		1	E200.8	09/04/08 03:07/eli-c
Manganese	0.05	mg/L		0.01		2	E200.7	09/02/08 19:10/eli-c
Mercury	ND	mg/L		0.001		1	E245.1	08/28/08 08:55/eli-b
Molybdenum	ND	mg/L		0.1		2	E200.7	09/02/08 19:10/eli-c
Nickel	ND	mg/L		0.05		2	E200.7	09/02/08 19:10/eli-c
Selenium	ND	mg/L		0.001		1	E200.8	09/04/08 03:07/eli-c
Silver	ND	mg/L		0.005		1	E200.8	09/04/08 17:14/eli-c
Strontium	1.3	mg/L		0.1		2	E200.7	09/02/08 19:10/eli-c
Thallium	ND	mg/L		0.001		1	E200.8	09/04/08 03:07/eli-c
Uranium	ND	mg/L		0.0003		1	E200.8	09/04/08 03:07/eli-c
Zinc	0.01	mg/L		0.01		2	E200.7	09/02/08 19:10/eli-c
DATA QUALITY								
A/C Balance (± 5)	2.75	%				1	A1030 E	11/04/08 00:00/jmh
Anions	12.5	meq/L				1	A1030 E	11/04/08 00:00/jmh
Cations	13.2	meq/L				1	A1030 E	11/04/08 00:00/jmh
Solids, Total Dissolved Calculated	829	mg/L				1	A1030 E	11/04/08 00:00/jmh
TDS Balance (0.80 - 1.20)	0.970					1	A1030 E	11/04/08 00:00/jmh

Report: RL - Analyte reporting limit.
Definitions: QCL - Quality control limit.
MDC - Minimum detectable concentration

MCL - Maximum contaminant level.
ND - Not detected at the reporting limit.
U - Not detected at minimum detectable concentration

Page 3 of 27



LABORATORY ANALYTICAL REPORT

Client: RESPEC Inc
Project: Edgemont
Lab ID: R08080332-002
Client Sample ID: DewBurd GW680

Report Date: 11/14/08
Collection Date: 08/20/08 10:23
Date Received: 08/21/08
Matrix: AQUEOUS

Analyses	Result	Units	Qual	RL	MCL/ QCL	DF	Method	Analysis Date / By
MAJOR IONS								
Alkalinity, Total as CaCO ₃	160	mg/L		5		1	A2320 B	08/21/08 14:47/mb
Carbonate as CO ₃	ND	mg/L		5		1	A2320 B	08/21/08 14:47/mb
Bicarbonate as HCO ₃	195	mg/L		5		1	A2320 B	08/21/08 14:47/mb
Calcium	395	mg/L		0.5		2	E200.7	09/02/08 16:08/eli-c
Chloride	13	mg/L		1		1	E300.0	08/22/08 20:36/jmh
Fluoride	0.4	mg/L		0.1		1	E300.0	08/22/08 20:36/jmh
Magnesium	129	mg/L		0.5		2	E200.7	09/02/08 16:08/eli-c
Nitrogen, Ammonia as N	ND	mg/L		0.1		1	A4500-NH ₃ G	08/21/08 18:29/jmh
Nitrogen, Nitrate as N	ND	mg/L		0.1		1	E300.0	08/22/08 20:36/jmh
Nitrogen, Nitrite as N	ND	mg/L		0.1		1	E300.0	08/22/08 20:36/jmh
Potassium	18.8	mg/L		0.5		2	E200.7	09/02/08 16:08/eli-c
Silica	3.8	mg/L		0.5		2	E200.7	09/02/08 16:08/eli-c
Sodium	138	mg/L	D	2		2	E200.7	09/02/08 16:08/eli-c
Sulfate	1430	mg/L	D	3		50	E300.0	08/22/08 20:20/jmh
PHYSICAL PROPERTIES								
Conductivity @ 25 C	2920	umhos/cm		5.0		1	A2510 B	08/22/08 11:59/tb
Oxidation-Reduction Potential	230	mV				1	A2580 B	08/25/08 00:00/jmh
pH	7.65	s.u.		0.01		1	A4500-H B	08/22/08 14:05/tb
Sodium Adsorption Ratio (SAR)	1.5	unitless		0.10		1	Calculation	11/04/08 09:20/ADM
Solids, Total Dissolved TDS @ 180 C	2300	mg/L		5		1	A2540 C	08/25/08 16:02/mb
METALS - DISSOLVED								
Aluminum	ND	mg/L		0.1		2	E200.7	09/02/08 16:08/eli-c
Arsenic	0.002	mg/L		0.001		1	E200.8	10/27/08 12:49/eli-c
Barium	ND	mg/L		0.1		2	E200.7	09/02/08 16:08/eli-c
Boron	0.1	mg/L		0.1		2	E200.7	09/02/08 16:08/eli-c
Cadmium	ND	mg/L		0.005		1	E200.8	09/04/08 03:14/eli-c
Chromium	ND	mg/L		0.05		2	E200.7	09/02/08 16:08/eli-c
Copper	ND	mg/L		0.01		1	E200.8	09/04/08 03:14/eli-c
Iron	0.20	mg/L		0.03		2	E200.7	09/02/08 16:08/eli-c
Lead	ND	mg/L		0.001		1	E200.8	09/04/08 03:14/eli-c
Manganese	0.46	mg/L		0.01		2	E200.7	09/02/08 16:08/eli-c
Mercury	ND	mg/L		0.001		1	E200.8	09/04/08 03:14/eli-c
Molybdenum	ND	mg/L		0.1		2	E200.7	09/02/08 16:08/eli-c
Nickel	ND	mg/L		0.05		2	E200.7	09/02/08 16:08/eli-c
Selenium	ND	mg/L		0.001		1	A3114 B	09/01/08 12:00/eli-c
Silver	ND	mg/L		0.005		1	E200.8	09/04/08 17:21/eli-c
Thorium 232	ND	mg/L		0.005		1	E200.8	09/04/08 03:14/eli-c

Report RL - Analyte reporting limit.
Definitions: QCL - Quality control limit.
MDC - Minimum detectable concentration

MCL - Maximum contaminant level.
ND - Not detected at the reporting limit.
D - RL increased due to sample matrix interference.

Page 4 of 27



LABORATORY ANALYTICAL REPORT

Client: RESPEC Inc
Project: Edgemont
Lab ID: R08080332-002
Client Sample ID: DewBurd GW680

Report Date: 11/14/08
Collection Date: 08/20/08 10:23
Date Received: 08/21/08
Matrix: AQUEOUS

Analyses	Result	Units	Qual	RL	MCL/ QCL	DF	Method	Analysis Date / By
METALS - DISSOLVED								
Uranium	0.0188	mg/L		0.0003		1	E200.8	09/04/08 03:14/eli-c
Vanadium	ND	mg/L		0.1		2	E200.7	09/02/08 16:08/eli-c
Zinc	ND	mg/L		0.01		2	E200.7	09/02/08 16:08/eli-c
METALS - SUSPENDED								
Uranium	ND	mg/L		0.0003		1	E200.8	09/11/08 00:19/eli-c
METALS - SPECIATED								
Selenium-IV	ND	mg/L		0.001		1	A3114 B	08/31/08 16:32/eli-c
Selenium-VI	ND	mg/L		0.001		1	A3114 B	09/01/08 11:59/eli-c
RADIONUCLIDES - DISSOLVED								
Gross Alpha	4330	pCi/L				1	E900.0	09/25/08 02:03/eli-c
Gross Alpha precision (±)	67.6	pCi/L				1	E900.0	09/25/08 02:03/eli-c
Gross Alpha MDC	8.5	pCi/L				1	E900.0	09/25/08 02:03/eli-c
Gross Beta	1190	pCi/L				1	E900.0	09/25/08 02:03/eli-c
Gross Beta precision (±)	16.9	pCi/L				1	E900.0	09/25/08 02:03/eli-c
Gross Beta MDC	9.5	pCi/L				1	E900.0	09/25/08 02:03/eli-c
Lead 210	15.2	pCi/L				1	E909.0M	09/04/08 07:39/eli-c
Lead 210 precision (±)	6.6	pCi/L				1	E909.0M	09/04/08 07:39/eli-c
Lead 210 MDC	10.7	pCi/L				1	E909.0M	09/04/08 07:39/eli-c
Polonium 210	0.6	pCi/L	U	1.0		1	RMO-3008	09/03/08 19:15/eli-c
Polonium 210 precision (±)	1.0	pCi/L				1	RMO-3008	09/03/08 19:15/eli-c
Radium 226	1270	pCi/L				1	E903.0	09/20/08 21:10/eli-c
Radium 226 precision (±)	45.6	pCi/L				1	E903.0	09/20/08 21:10/eli-c
Thorium 230	0.2	pCi/L	U	0.2		1	E907.0	09/21/08 12:59/eli-c
Thorium 230 precision (±)	0.2	pCi/L				1	E907.0	09/21/08 12:59/eli-c
Gross Gamma	3200	pCi/L		20		1	E901.1	08/29/08 12:32/eli-c
Gross Gamma precision (±)	120	pCi/L				1	E901.1	08/29/08 12:32/eli-c
RADIONUCLIDES - SUSPENDED								
Lead 210	-4	pCi/L	U			1	E909.0M	09/12/08 10:37/eli-c
Lead 210 precision (±)	10.5	pCi/L				1	E909.0M	09/12/08 10:37/eli-c
Lead 210 MDC	17.8	pCi/L				1	E909.0M	09/12/08 10:37/eli-c
Polonium 210	1.0	pCi/L	U	1.0		1	RMO-3008	09/15/08 14:35/eli-c
Polonium 210 precision (±)	0.62	pCi/L				1	RMO-3008	09/15/08 14:35/eli-c
Radium 226	2.1	pCi/L				1	E903.0	09/17/08 15:43/eli-c
Radium 226 precision (±)	0.5	pCi/L				1	E903.0	09/17/08 15:43/eli-c
Radium 226 MDC	0.5	pCi/L				1	E903.0	09/17/08 15:43/eli-c

Report RL - Analyte reporting limit.
Definitions: QCL - Quality control limit.
MDC - Minimum detectable concentration

MCL - Maximum contaminant level.
ND - Not detected at the reporting limit.
U - Not detected at minimum detectable concentration

Page 5 of 27



LABORATORY ANALYTICAL REPORT

Client: RESPEC Inc
Project: Edgemont
Lab ID: R08080332-002
Client Sample ID: DewBurd GW680

Report Date: 11/14/08
Collection Date: 08/20/08 10:23
Date Received: 08/21/08
Matrix: AQUEOUS

Analyses	Result	Units	Qual	RL	MCL/ QCL	DF	Method	Analysis Date / By
RADIONUCLIDES - SUSPENDED								
Thorium 230	0.2	pCi/L	U	0.2		1	E907.0	09/28/08 13:33/eli-c
Thorium 230 precision (±)	0.2	pCi/L				1	E907.0	09/28/08 13:33/eli-c
RADIONUCLIDES - TOTAL								
Radon 222	112000	pCi/L		100		1	D5072-92	08/25/08 17:46/eli-c
Radon 222 precision (±)	530	pCi/L				1	D5072-92	08/25/08 17:46/eli-c
TOTAL METALS ANALYSES								
Antimony	ND	mg/L		0.003		10	E200.8	09/04/08 00:03/eli-c
Arsenic	0.005	mg/L	D	0.004		1	E200.8	10/18/08 14:48/eli-c
Barium	ND	mg/L		0.1		2	E200.7	09/03/08 03:26/eli-c
Beryllium	ND	mg/L	D	0.003		10	E200.8	09/04/08 00:03/eli-c
Boron	0.1	mg/L		0.1		2	E200.7	09/03/08 03:26/eli-c
Cadmium	ND	mg/L		0.005		10	E200.8	09/04/08 00:03/eli-c
Chromium	ND	mg/L		0.05		2	E200.7	09/03/08 03:26/eli-c
Copper	ND	mg/L		0.01		2	E200.7	09/03/08 03:26/eli-c
Iron	0.31	mg/L		0.03		2	E200.7	09/03/08 03:26/eli-c
Lead	ND	mg/L		0.001		10	E200.8	09/04/08 00:03/eli-c
Manganese	0.46	mg/L		0.01		2	E200.7	09/03/08 03:26/eli-c
Mercury	ND	mg/L		0.001		1	E245.1	08/28/08 08:58/eli-b
Molybdenum	ND	mg/L		0.1		2	E200.7	09/03/08 03:26/eli-c
Nickel	ND	mg/L		0.05		2	E200.7	09/03/08 03:26/eli-c
Selenium	ND	mg/L	D	0.003		10	E200.8	09/04/08 00:03/eli-c
Silver	ND	mg/L	D	0.02		10	E200.8	09/04/08 00:03/eli-c
Strontium	7.2	mg/L		0.1		2	E200.7	09/03/08 03:26/eli-c
Thallium	ND	mg/L		0.001		10	E200.8	09/04/08 00:03/eli-c
Uranium	0.0180	mg/L	D	0.0005		10	E200.8	09/04/08 00:03/eli-c
Zinc	ND	mg/L		0.01		2	E200.7	09/03/08 03:26/eli-c
DATA QUALITY								
A/C Balance (± 5)	5.11	%				1	A1030 E	11/04/08 00:00/jmh
Anions	33.2	meq/L				1	A1030 E	11/04/08 00:00/jmh
Cations	36.8	meq/L				1	A1030 E	11/04/08 00:00/jmh
Solids, Total Dissolved Calculated	2230	mg/L				1	A1030 E	11/04/08 00:00/jmh
TDS Balance (0.80 - 1.20)	1.03					1	A1030 E	11/04/08 00:00/jmh

Report RL - Analyte reporting limit.
Definitions: QCL - Quality control limit.
MDC - Minimum detectable concentration
U - Not detected at minimum detectable concentration

MCL - Maximum contaminant level.
ND - Not detected at the reporting limit.
D - RL increased due to sample matrix interference.

Page 6 of 27



LABORATORY ANALYTICAL REPORT

Client: RESPEC Inc
Project: Edgemont
Lab ID: R08080332-003
Client Sample ID: DewBurd GW622

Report Date: 11/14/08
Collection Date: 08/20/08 12:59
Date Received: 08/21/08
Matrix: AQUEOUS

Analyses	Result	Units	Qual	RL	MCL/		Method	Analysis Date / By
					QCL	DF		
MAJOR IONS								
Alkalinity, Total as CaCO3	184	mg/L		5		1	A2320 B	08/21/08 15:18/mb
Carbonate as CO3	ND	mg/L		5		1	A2320 B	08/21/08 15:18/mb
Bicarbonate as HCO3	224	mg/L		5		1	A2320 B	08/21/08 15:18/mb
Calcium	95.2	mg/L		0.5		2	E200.7	09/02/08 17:01/eli-c
Chloride	10	mg/L		1		1	E300.0	08/22/08 21:09/jmh
Fluoride	0.5	mg/L		0.1		1	E300.0	08/22/08 21:09/jmh
Magnesium	32.3	mg/L		0.5		2	E200.7	09/02/08 17:01/eli-c
Nitrogen, Ammonia as N	ND	mg/L		0.1		1	A4500-NH3 G	08/21/08 18:33/jmh
Nitrogen, Nitrate as N	ND	mg/L		0.1		1	E300.0	08/22/08 21:09/jmh
Nitrogen, Nitrite as N	ND	mg/L		0.1		1	E300.0	08/22/08 21:09/jmh
Potassium	10.6	mg/L		0.5		2	E200.7	09/02/08 17:01/eli-c
Silica	3.9	mg/L		0.5		2	E200.7	09/02/08 17:01/eli-c
Sodium	183	mg/L	D	2		2	E200.7	09/02/08 17:01/eli-c
Sulfate	504	mg/L	D	3		50	E300.0	08/22/08 20:53/jmh
PHYSICAL PROPERTIES								
Conductivity @ 25 C	1460	umhos/cm		5.0		1	A2510 B	08/22/08 12:00/tb
Oxidation-Reduction Potential	210	mV				1	A2580 B	08/25/08 00:00/jmh
pH	7.84	s.u.		0.01		1	A4500-H B	08/22/08 14:05/tb
Sodium Adsorption Ratio (SAR)	4.1	unitless		0.10		1	Calculation	11/04/08 09:20/ADM
Solids, Total Dissolved TDS @ 180 C	920	mg/L		5		1	A2540 C	08/25/08 16:03/mb
METALS - DISSOLVED								
Aluminum	ND	mg/L		0.1		2	E200.7	09/02/08 17:01/eli-c
Arsenic	ND	mg/L		0.001		1	E200.8	09/04/08 03:20/eli-c
Barium	ND	mg/L		0.1		2	E200.7	09/02/08 17:01/eli-c
Boron	ND	mg/L		0.1		2	E200.7	09/02/08 17:01/eli-c
Cadmium	ND	mg/L		0.005		1	E200.8	09/04/08 03:20/eli-c
Chromium	ND	mg/L		0.05		2	E200.7	09/02/08 17:01/eli-c
Copper	ND	mg/L		0.01		1	E200.8	09/04/08 03:20/eli-c
Iron	ND	mg/L		0.03		2	E200.7	09/02/08 17:01/eli-c
Lead	ND	mg/L		0.001		1	E200.8	09/04/08 03:20/eli-c
Manganese	0.19	mg/L		0.01		2	E200.7	09/02/08 17:01/eli-c
Mercury	ND	mg/L		0.001		1	E200.8	09/04/08 03:20/eli-c
Molybdenum	ND	mg/L		0.1		2	E200.7	09/02/08 17:01/eli-c
Nickel	ND	mg/L		0.05		2	E200.7	09/02/08 17:01/eli-c
Selenium	ND	mg/L		0.001		1	A3114 B	09/01/08 12:02/eli-c
Silver	ND	mg/L		0.005		1	E200.8	09/04/08 17:28/eli-c
Thorium 232	ND	mg/L		0.005		1	E200.8	09/04/08 03:20/eli-c

Report RL - Analyte reporting limit.
Definitions: QCL - Quality control limit.
MDC - Minimum detectable concentration

MCL - Maximum contaminant level.
ND - Not detected at the reporting limit.
D - RL increased due to sample matrix interference.

Page 7 of 27



LABORATORY ANALYTICAL REPORT

Client: RESPEC Inc
Project: Edgemont
Lab ID: R08080332-003
Client Sample ID: DewBurd GW622

Report Date: 11/14/08
Collection Date: 08/20/08 12:59
Date Received: 08/21/08
Matrix: AQUEOUS

Analyses	Result	Units	Qual	RL	MCL/		Method	Analysis Date / By
					QCL	DF		
METALS - DISSOLVED								
Uranium	0.0050	mg/L		0.0003		1	E200.8	09/04/08 03:20/eli-c
Vanadium	ND	mg/L		0.1		2	E200.7	09/02/08 17:01/eli-c
Zinc	ND	mg/L		0.01		2	E200.7	09/02/08 17:01/eli-c
METALS - SUSPENDED								
Uranium	ND	mg/L		0.0003		1	E200.8	09/11/08 00:23/eli-c
METALS - SPECIATED								
Selenium-IV	ND	mg/L		0.001		1	A3114 B	08/31/08 16:35/eli-c
Selenium-VI	ND	mg/L		0.001		1	A3114 B	09/01/08 11:59/eli-c
RADIONUCLIDES - DISSOLVED								
Gross Alpha	27.7	pCi/L				1	E900.0	09/25/08 02:03/eli-c
Gross Alpha precision (±)	4.2	pCi/L				1	E900.0	09/25/08 02:03/eli-c
Gross Alpha MDC	3.8	pCi/L				1	E900.0	09/25/08 02:03/eli-c
Gross Beta	12.4	pCi/L				1	E900.0	09/25/08 02:03/eli-c
Gross Beta precision (±)	3.0	pCi/L				1	E900.0	09/25/08 02:03/eli-c
Gross Beta MDC	4.7	pCi/L				1	E900.0	09/25/08 02:03/eli-c
Lead 210	0.1	pCi/L	U			1	E909.0M	09/04/08 07:39/eli-c
Lead 210 precision (±)	6.4	pCi/L				1	E909.0M	09/04/08 07:39/eli-c
Lead 210 MDC	10.7	pCi/L				1	E909.0M	09/04/08 07:39/eli-c
Polonium 210	0.3	pCi/L	U	1.0		1	RMO-3008	09/03/08 19:15/eli-c
Polonium 210 precision (±)	0.70	pCi/L				1	RMO-3008	09/03/08 19:15/eli-c
Radium 226	4.4	pCi/L				1	E903.0	09/20/08 22:40/eli-c
Radium 226 precision (±)	0.6	pCi/L				1	E903.0	09/20/08 22:40/eli-c
Thorium 230	0.0	pCi/L	U	0.2		1	E907.0	09/21/08 12:59/eli-c
Thorium 230 precision (±)	0.1	pCi/L				1	E907.0	09/21/08 12:59/eli-c
Gross Gamma	0.0	pCi/L	U	20		1	E901.1	08/29/08 12:32/eli-c
Gross Gamma precision (±)	20	pCi/L				1	E901.1	08/29/08 12:32/eli-c
RADIONUCLIDES - SUSPENDED								
Lead 210	-4	pCi/L	U			1	E909.0M	09/12/08 10:37/eli-c
Lead 210 precision (±)	10.5	pCi/L				1	E909.0M	09/12/08 10:37/eli-c
Lead 210 MDC	17.8	pCi/L				1	E909.0M	09/12/08 10:37/eli-c
Polonium 210	0.2	pCi/L	U	1.0		1	RMO-3008	09/15/08 14:35/eli-c
Polonium 210 precision (±)	0.29	pCi/L				1	RMO-3008	09/15/08 14:35/eli-c
Radium 226	-0.2	pCi/L	U			1	E903.0	09/17/08 15:43/eli-c
Radium 226 precision (±)	0.2	pCi/L				1	E903.0	09/17/08 15:43/eli-c
Radium 226 MDC	0.5	pCi/L				1	E903.0	09/17/08 15:43/eli-c

Report RL - Analyte reporting limit.
Definitions: QCL - Quality control limit.
MDC - Minimum detectable concentration

MCL - Maximum contaminant level.
ND - Not detected at the reporting limit.
U - Not detected at minimum detectable concentration

Page 8 of 27



LABORATORY ANALYTICAL REPORT

Client: RESPEC Inc
Project: Edgemont
Lab ID: R08080332-003
Client Sample ID: DewBurd GW622

Report Date: 11/14/08
Collection Date: 08/20/08 12:59
Date Received: 08/21/08
Matrix: AQUEOUS

Analyses	Result	Units	Qual	RL	MCL/ QCL	DF	Method	Analysis Date / By
RADIONUCLIDES - SUSPENDED								
Thorium 230	-0.1	pCi/L	U	0.2		1	E907.0	09/28/08 13:33/eli-c
Thorium 230 precision (±)	0.2	pCi/L				1	E907.0	09/28/08 13:33/eli-c
RADIONUCLIDES - TOTAL								
Radon 222	1370	pCi/L		100		1	D5072-92	08/25/08 17:46/eli-c
Radon 222 precision (±)	101	pCi/L				1	D5072-92	08/25/08 17:46/eli-c
TOTAL METALS ANALYSES								
Antimony	ND	mg/L		0.003		1	E200.8	09/04/08 03:27/eli-c
Arsenic	0.002	mg/L		0.001		1	E200.8	10/28/08 18:26/eli-c
Barium	ND	mg/L		0.1		2	E200.7	09/02/08 19:14/eli-c
Beryllium	ND	mg/L		0.001		1	E200.8	09/04/08 03:27/eli-c
Boron	ND	mg/L		0.1		2	E200.7	09/02/08 19:14/eli-c
Cadmium	ND	mg/L		0.005		1	E200.8	09/04/08 03:27/eli-c
Chromium	ND	mg/L		0.05		2	E200.7	09/02/08 19:14/eli-c
Copper	ND	mg/L		0.01		2	E200.7	09/02/08 19:14/eli-c
Iron	1.00	mg/L		0.03		2	E200.7	09/02/08 19:14/eli-c
Lead	ND	mg/L		0.001		1	E200.8	09/04/08 03:27/eli-c
Manganese	0.19	mg/L		0.01		2	E200.7	09/02/08 19:14/eli-c
Mercury	ND	mg/L		0.001		1	E245.1	08/28/08 09:00/eli-b
Molybdenum	ND	mg/L		0.1		2	E200.7	09/02/08 19:14/eli-c
Nickel	ND	mg/L		0.05		2	E200.7	09/02/08 19:14/eli-c
Selenium	ND	mg/L		0.001		1	E200.8	09/04/08 03:27/eli-c
Silver	ND	mg/L		0.005		1	E200.8	09/04/08 17:35/eli-c
Strontium	1.6	mg/L		0.1		2	E200.7	09/02/08 19:14/eli-c
Thallium	ND	mg/L		0.001		1	E200.8	09/04/08 03:27/eli-c
Uranium	0.0050	mg/L		0.0003		1	E200.8	09/04/08 03:27/eli-c
Zinc	0.01	mg/L		0.01		2	E200.7	09/02/08 19:14/eli-c
DATA QUALITY								
A/C Balance (± 5)	3.93	%				1	A1030 E	11/04/08 00:00/jmh
Anions	14.5	meq/L				1	A1030 E	11/04/08 00:00/jmh
Cations	15.7	meq/L				1	A1030 E	11/04/08 00:00/jmh
Solids, Total Dissolved Calculated	957	mg/L				1	A1030 E	11/04/08 00:00/jmh
TDS Balance (0.80 - 1.20)	0.960					1	A1030 E	11/04/08 00:00/jmh

Report RL - Analyte reporting limit.
Definitions: QCL - Quality control limit.
MDC - Minimum detectable concentration

MCL - Maximum contaminant level.
ND - Not detected at the reporting limit.
U - Not detected at minimum detectable concentration

Page 9 of 27



LABORATORY ANALYTICAL REPORT

Client: RESPEC Inc
Project: Edgemont
Lab ID: R08080332-004
Client Sample ID: DewBurd GW615

Report Date: 11/14/08
Collection Date: 08/20/08 13:26
Date Received: 08/21/08
Matrix: AQUEOUS

Analyses	Result	Units	Qual	RL	MCL/ QCL	DF	Method	Analysis Date / By
MAJOR IONS								
Alkalinity, Total as CaCO ₃	142	mg/L		5		1	A2320 B	08/21/08 15:20/mb
Carbonate as CO ₃	ND	mg/L		5		1	A2320 B	08/21/08 15:20/mb
Bicarbonate as HCO ₃	173	mg/L		5		1	A2320 B	08/21/08 15:20/mb
Calcium	78.0	mg/L		0.5		2	E200.7	09/02/08 17:05/eli-c
Chloride	5	mg/L		1		1	E300.0	08/22/08 21:42/jmh
Fluoride	0.6	mg/L		0.1		1	E300.0	08/22/08 21:42/jmh
Magnesium	22.7	mg/L		0.5		2	E200.7	09/02/08 17:05/eli-c
Nitrogen, Ammonia as N	ND	mg/L		0.1		1	A4500-NH ₃ G	08/21/08 18:36/jmh
Nitrogen, Nitrate as N	ND	mg/L		0.1		1	E300.0	08/22/08 21:42/jmh
Nitrogen, Nitrite as N	ND	mg/L		0.1		1	E300.0	08/22/08 21:42/jmh
Potassium	9.1	mg/L		0.5		2	E200.7	09/02/08 17:05/eli-c
Silica	4.1	mg/L		0.5		2	E200.7	09/02/08 17:05/eli-c
Sodium	138	mg/L	D	2		2	E200.7	09/02/08 17:05/eli-c
Sulfate	401	mg/L	D	3		50	E300.0	08/22/08 21:25/jmh
PHYSICAL PROPERTIES								
Conductivity @ 25 C	1250	umhos/cm		5.0		1	A2510 B	08/22/08 12:02/tb
Oxidation-Reduction Potential	330	mV				1	A2580 B	08/25/08 00:00/jmh
pH	8.03	s.u.		0.01		1	A4500-H B	08/22/08 14:10/tb
Sodium Adsorption Ratio (SAR)	3.5	unitless		0.10		1	Calculation	11/04/08 09:20/ADM
Solids, Total Dissolved TDS @ 180 C	740	mg/L		5		1	A2540 C	08/25/08 16:03/mb
METALS - DISSOLVED								
Aluminum	ND	mg/L		0.1		2	E200.7	09/02/08 17:05/eli-c
Arsenic	0.018	mg/L		0.001		1	E200.8	10/27/08 12:54/eli-c
Barium	ND	mg/L		0.1		2	E200.7	09/02/08 17:05/eli-c
Boron	ND	mg/L		0.1		2	E200.7	09/02/08 17:05/eli-c
Cadmium	ND	mg/L		0.005		2	E200.7	09/02/08 17:05/eli-c
Chromium	ND	mg/L		0.05		2	E200.7	09/02/08 17:05/eli-c
Copper	ND	mg/L		0.01		1	E200.8	09/04/08 03:34/eli-c
Iron	0.73	mg/L		0.03		2	E200.7	09/02/08 17:05/eli-c
Lead	ND	mg/L		0.001		1	E200.8	09/04/08 03:34/eli-c
Manganese	0.07	mg/L		0.01		2	E200.7	09/02/08 17:05/eli-c
Mercury	ND	mg/L		0.001		1	E200.8	09/04/08 03:34/eli-c
Molybdenum	ND	mg/L		0.1		2	E200.7	09/02/08 17:05/eli-c
Nickel	ND	mg/L		0.05		2	E200.7	09/02/08 17:05/eli-c
Selenium	ND	mg/L		0.001		1	A3114 B	09/01/08 12:05/eli-c
Silver	ND	mg/L		0.005		1	E200.8	09/04/08 17:41/eli-c
Thorium 232	ND	mg/L		0.005		1	E200.8	09/04/08 03:34/eli-c

Report RL - Analyte reporting limit.
Definitions: QCL - Quality control limit.
MDC - Minimum detectable concentration

MCL - Maximum contaminant level.
ND - Not detected at the reporting limit.
D - RL increased due to sample matrix interference.

Page 10 of 27



LABORATORY ANALYTICAL REPORT

Client: RESPEC Inc
Project: Edgemont
Lab ID: R08080332-004
Client Sample ID: DewBurd GW615

Report Date: 11/14/08
Collection Date: 08/20/08 13:26
Date Received: 08/21/08
Matrix: AQUEOUS

Analyses	Result	Units	Qual	RL	MCL/ QCL	DF	Method	Analysis Date / By
METALS - DISSOLVED								
Uranium	0.0023	mg/L		0.0003		1	E200.8	09/04/08 03:34/eli-c
Vanadium	ND	mg/L		0.1		2	E200.7	09/02/08 17:05/eli-c
Zinc	ND	mg/L		0.01		2	E200.7	09/02/08 17:05/eli-c
METALS - SUSPENDED								
Uranium	ND	mg/L		0.0003		1	E200.8	09/11/08 00:27/eli-c
METALS - SPECIATED								
Selenium-IV	ND	mg/L		0.001		1	A3114 B	08/31/08 16:37/eli-c
Selenium-VI	ND	mg/L		0.001		1	A3114 B	09/01/08 11:59/eli-c
RADIONUCLIDES - DISSOLVED								
Gross Alpha	17.3	pCi/L				1	E900.0	09/25/08 02:03/eli-c
Gross Alpha precision (±)	3.0	pCi/L				1	E900.0	09/25/08 02:03/eli-c
Gross Alpha MDC	2.9	pCi/L				1	E900.0	09/25/08 02:03/eli-c
Gross Beta	9.6	pCi/L				1	E900.0	09/25/08 02:03/eli-c
Gross Beta precision (±)	2.1	pCi/L				1	E900.0	09/25/08 02:03/eli-c
Gross Beta MDC	3.2	pCi/L				1	E900.0	09/25/08 02:03/eli-c
Lead 210	4.6	pCi/L	U			1	E909.0M	09/04/08 07:39/eli-c
Lead 210 precision (±)	6.4	pCi/L				1	E909.0M	09/04/08 07:39/eli-c
Lead 210 MDC	10.7	pCi/L				1	E909.0M	09/04/08 07:39/eli-c
Polonium 210	0.0	pCi/L	U	1.0		1	RMO-3008	09/03/08 19:15/eli-c
Polonium 210 precision (±)	0.10	pCi/L				1	RMO-3008	09/03/08 19:15/eli-c
Radium 226	1.8	pCi/L				1	E903.0	09/21/08 00:11/eli-c
Radium 226 precision (±)	0.4	pCi/L				1	E903.0	09/21/08 00:11/eli-c
Thorium 230	0.1	pCi/L	U	0.2		1	E907.0	09/21/08 12:59/eli-c
Thorium 230 precision (±)	0.1	pCi/L				1	E907.0	09/21/08 12:59/eli-c
Gross Gamma	0.0	pCi/L	U	20		1	E901.1	08/29/08 12:32/eli-c
Gross Gamma precision (±)	20	pCi/L				1	E901.1	08/29/08 12:32/eli-c
RADIONUCLIDES - SUSPENDED								
Lead 210	-6	pCi/L	U			1	E909.0M	09/12/08 10:37/eli-c
Lead 210 precision (±)	10.5	pCi/L				1	E909.0M	09/12/08 10:37/eli-c
Lead 210 MDC	17.8	pCi/L				1	E909.0M	09/12/08 10:37/eli-c
Polonium 210	0.0	pCi/L	U	1.0		1	RMO-3008	09/15/08 14:35/eli-c
Polonium 210 precision (±)	0.31	pCi/L				1	RMO-3008	09/15/08 14:35/eli-c
Radium 226	-0.4	pCi/L	U			1	E903.0	09/17/08 15:43/eli-c
Radium 226 precision (±)	0.2	pCi/L				1	E903.0	09/17/08 15:43/eli-c
Radium 226 MDC	0.5	pCi/L				1	E903.0	09/17/08 15:43/eli-c

Report RL - Analyte reporting limit.
Definitions: QCL - Quality control limit.
MDC - Minimum detectable concentration

MCL - Maximum contaminant level.
ND - Not detected at the reporting limit.
U - Not detected at minimum detectable concentration

Page 11 of 27



LABORATORY ANALYTICAL REPORT

Client: RESPEC Inc
Project: Edgemont
Lab ID: R08080332-004
Client Sample ID: DewBurd GW615

Report Date: 11/14/08
Collection Date: 08/20/08 13:26
Date Received: 08/21/08
Matrix: AQUEOUS

Analyses	Result	Units	Qual	RL	MCL/ QCL	DF	Method	Analysis Date / By
RADIONUCLIDES - SUSPENDED								
Thorium 230	0.2	pCi/L	U	0.2		1	E907.0	09/28/08 13:33/eli-c
Thorium 230 precision (±)	0.2	pCi/L				1	E907.0	09/28/08 13:33/eli-c
RADIONUCLIDES - TOTAL								
Radon 222	1880	pCi/L		100		1	D5072-92	08/25/08 17:46/eli-c
Radon 222 precision (±)	106	pCi/L				1	D5072-92	08/25/08 17:46/eli-c
TOTAL METALS ANALYSES								
Antimony	ND	mg/L		0.003		1	E200.8	09/04/08 03:41/eli-c
Arsenic	0.021	mg/L		0.001		1	E200.8	10/28/08 18:32/eli-c
Barium	ND	mg/L		0.1		2	E200.7	09/02/08 19:31/eli-c
Beryllium	ND	mg/L		0.001		1	E200.8	09/04/08 03:41/eli-c
Boron	ND	mg/L		0.1		2	E200.7	09/02/08 19:31/eli-c
Cadmium	ND	mg/L		0.005		2	E200.7	09/02/08 19:31/eli-c
Chromium	ND	mg/L		0.05		2	E200.7	09/02/08 19:31/eli-c
Copper	ND	mg/L		0.01		2	E200.7	09/02/08 19:31/eli-c
Iron	1.32	mg/L		0.03		2	E200.7	09/02/08 19:31/eli-c
Lead	ND	mg/L		0.001		1	E200.8	09/04/08 03:41/eli-c
Manganese	0.07	mg/L		0.01		2	E200.7	09/02/08 19:31/eli-c
Mercury	ND	mg/L		0.001		1	E245.1	08/28/08 09:07/eli-b
Molybdenum	ND	mg/L		0.1		2	E200.7	09/02/08 19:31/eli-c
Nickel	ND	mg/L		0.05		2	E200.7	09/02/08 19:31/eli-c
Selenium	ND	mg/L		0.001		1	E200.8	09/04/08 03:41/eli-c
Silver	ND	mg/L		0.005		1	E200.8	09/04/08 17:48/eli-c
Strontium	1.4	mg/L		0.1		2	E200.7	09/02/08 19:31/eli-c
Thallium	ND	mg/L		0.001		1	E200.8	09/04/08 03:41/eli-c
Uranium	0.0023	mg/L		0.0003		1	E200.8	09/04/08 03:41/eli-c
Zinc	0.01	mg/L		0.01		2	E200.7	09/02/08 19:31/eli-c
DATA QUALITY								
A/C Balance (± 5)	2.92	%				1	A1030 E	11/04/08 00:00/jmh
Anions	11.4	meq/L				1	A1030 E	11/04/08 00:00/jmh
Cations	12.0	meq/L				1	A1030 E	11/04/08 00:00/jmh
Solids, Total Dissolved Calculated	751	mg/L				1	A1030 E	11/04/08 00:00/jmh
TDS Balance (0.80 - 1.20)	0.980					1	A1030 E	11/04/08 00:00/jmh

Report RL - Analyte reporting limit.
Definitions: QCL - Quality control limit.
MDC - Minimum detectable concentration

MCL - Maximum contaminant level.
ND - Not detected at the reporting limit.
U - Not detected at minimum detectable concentration

Page 12 of 27



LABORATORY ANALYTICAL REPORT

Client: RESPEC Inc
Project: Edgemont
Lab ID: R08080332-005
Client Sample ID: DewBurd GW695

Report Date: 11/14/08
Collection Date: 08/20/08 14:20
Date Received: 08/21/08
Matrix: AQUEOUS

Analyses	Result	Units	Qual	RL	MCL/		Method	Analysis Date / By
					QCL	DF		
MAJOR IONS								
Alkalinity, Total as CaCO3	172	mg/L		5		1	A2320 B	08/21/08 15:22/mb
Carbonate as CO3	ND	mg/L		5		1	A2320 B	08/21/08 15:22/mb
Bicarbonate as HCO3	210	mg/L		5		1	A2320 B	08/21/08 15:22/mb
Calcium	52.7	mg/L		0.5		2	E200.7	09/02/08 17:09/eli-c
Chloride	12	mg/L		1		1	E300.0	08/22/08 23:20/jmh
Fluoride	0.5	mg/L		0.1		1	E300.0	08/22/08 23:20/jmh
Magnesium	18.9	mg/L		0.5		2	E200.7	09/02/08 17:09/eli-c
Nitrogen, Ammonia as N	0.1	mg/L		0.1		1	A4500-NH3 G	08/21/08 18:37/jmh
Nitrogen, Nitrate as N	ND	mg/L		0.1		1	E300.0	08/22/08 23:20/jmh
Nitrogen, Nitrite as N	ND	mg/L		0.1		1	E300.0	08/22/08 23:20/jmh
Potassium	8.6	mg/L		0.5		2	E200.7	09/02/08 17:09/eli-c
Silica	4.0	mg/L		0.5		2	E200.7	09/02/08 17:09/eli-c
Sodium	258	mg/L	D	2		2	E200.7	09/02/08 17:09/eli-c
Sulfate	466	mg/L	D	3		50	E300.0	08/22/08 22:31/jmh
PHYSICAL PROPERTIES								
Conductivity @ 25 C	1650	umhos/cm		5.0		1	A2510 B	08/22/08 12:03/tb
Oxidation-Reduction Potential	210	mV				1	A2580 B	08/25/08 00:00/jmh
pH	8.08	s.u.		0.01		1	A4500-H B	08/22/08 14:11/tb
Sodium Adsorption Ratio (SAR)	7.8	unitless		0.10		1	Calculation	11/04/08 09:20/ADM
Solids, Total Dissolved TDS @ 180 C	900	mg/L		5		1	A2540 C	08/25/08 16:04/mb
METALS - DISSOLVED								
Aluminum	ND	mg/L		0.1		2	E200.7	09/02/08 17:09/eli-c
Arsenic	ND	mg/L		0.001		1	E200.8	09/04/08 03:47/eli-c
Barium	ND	mg/L		0.1		2	E200.7	09/02/08 17:09/eli-c
Boron	ND	mg/L		0.1		2	E200.7	09/02/08 17:09/eli-c
Cadmium	ND	mg/L		0.005		1	E200.8	09/04/08 03:47/eli-c
Chromium	ND	mg/L		0.05		2	E200.7	09/02/08 17:09/eli-c
Copper	ND	mg/L		0.01		1	E200.8	09/04/08 03:47/eli-c
Iron	ND	mg/L		0.03		2	E200.7	09/02/08 17:09/eli-c
Lead	ND	mg/L		0.001		1	E200.8	09/04/08 03:47/eli-c
Manganese	0.08	mg/L		0.01		2	E200.7	09/02/08 17:09/eli-c
Mercury	ND	mg/L		0.001		1	E200.8	09/04/08 03:47/eli-c
Molybdenum	ND	mg/L		0.1		2	E200.7	09/02/08 17:09/eli-c
Nickel	ND	mg/L		0.05		2	E200.7	09/02/08 17:09/eli-c
Selenium	ND	mg/L		0.001		1	A3114 B	09/01/08 12:07/eli-c
Silver	ND	mg/L		0.005		1	E200.8	09/04/08 17:55/eli-c
Thorium 232	ND	mg/L		0.005		1	E200.8	09/04/08 03:47/eli-c

Report RL - Analyte reporting limit.
Definitions: QCL - Quality control limit.
MDC - Minimum detectable concentration

MCL - Maximum contaminant level.
ND - Not detected at the reporting limit.
D - RL increased due to sample matrix interference.

Page 13 of 27



LABORATORY ANALYTICAL REPORT

Client: RESPEC Inc
Project: Edgemont
Lab ID: R08080332-005
Client Sample ID: DewBurd GW695

Report Date: 11/14/08
Collection Date: 08/20/08 14:20
Date Received: 08/21/08
Matrix: AQUEOUS

Analyses	Result	Units	Qual	RL	MCL/ QCL	DF	Method	Analysis Date / By
METALS - DISSOLVED								
Uranium	0.0026	mg/L		0.0003		1	E200.8	09/04/08 03:47/eli-c
Vanadium	ND	mg/L		0.1		2	E200.7	09/02/08 17:09/eli-c
Zinc	ND	mg/L		0.01		2	E200.7	09/02/08 17:09/eli-c
METALS - SUSPENDED								
Uranium	ND	mg/L		0.0003		1	E200.8	09/11/08 00:32/eli-c
METALS - SPECIATED								
Selenium-IV	ND	mg/L		0.001		1	A3114 B	08/31/08 16:39/eli-c
Selenium-VI	ND	mg/L		0.001		1	A3114 B	09/01/08 11:59/eli-c
RADIONUCLIDES - DISSOLVED								
Gross Alpha	21.6	pCi/L				1	E900.0	09/25/08 02:03/eli-c
Gross Alpha precision (±)	4.0	pCi/L				1	E900.0	09/25/08 02:03/eli-c
Gross Alpha MDC	3.9	pCi/L				1	E900.0	09/25/08 02:03/eli-c
Gross Beta	8.5	pCi/L				1	E900.0	09/25/08 02:03/eli-c
Gross Beta precision (±)	3.0	pCi/L				1	E900.0	09/25/08 02:03/eli-c
Gross Beta MDC	4.7	pCi/L				1	E900.0	09/25/08 02:03/eli-c
Lead 210	-1	pCi/L	U			1	E909.0M	09/04/08 07:39/eli-c
Lead 210 precision (±)	6.3	pCi/L				1	E909.0M	09/04/08 07:39/eli-c
Lead 210 MDC	10.7	pCi/L				1	E909.0M	09/04/08 07:39/eli-c
Polonium 210	-0.2	pCi/L	U	1.0		1	RMO-3008	09/03/08 19:15/eli-c
Polonium 210 precision (±)	0.40	pCi/L				1	RMO-3008	09/03/08 19:15/eli-c
Radium 226	3.9	pCi/L				1	E903.0	09/21/08 01:41/eli-c
Radium 226 precision (±)	0.5	pCi/L				1	E903.0	09/21/08 01:41/eli-c
Thorium 230	0.0	pCi/L	U	0.2		1	E907.0	09/21/08 12:59/eli-c
Thorium 230 precision (±)	0.09	pCi/L				1	E907.0	09/21/08 12:59/eli-c
Gross Gamma	450	pCi/L		20		1	E901.1	08/29/08 12:32/eli-c
Gross Gamma precision (±)	60	pCi/L				1	E901.1	08/29/08 12:32/eli-c
RADIONUCLIDES - SUSPENDED								
Lead 210	-6	pCi/L	U			1	E909.0M	09/12/08 10:37/eli-c
Lead 210 precision (±)	10.5	pCi/L				1	E909.0M	09/12/08 10:37/eli-c
Lead 210 MDC	17.8	pCi/L				1	E909.0M	09/12/08 10:37/eli-c
Polonium 210	0.1	pCi/L	U	1.0		1	RMO-3008	09/15/08 14:35/eli-c
Polonium 210 precision (±)	0.31	pCi/L				1	RMO-3008	09/15/08 14:35/eli-c
Radium 226	-0.005	pCi/L	U			1	E903.0	09/17/08 15:43/eli-c
Radium 226 precision (±)	0.3	pCi/L				1	E903.0	09/17/08 15:43/eli-c
Radium 226 MDC	0.5	pCi/L				1	E903.0	09/17/08 15:43/eli-c

Report RL - Analyte reporting limit.
Definitions: QCL - Quality control limit.
MDC - Minimum detectable concentration

MCL - Maximum contaminant level.
ND - Not detected at the reporting limit.
U - Not detected at minimum detectable concentration

Page 14 of 27



LABORATORY ANALYTICAL REPORT

Client: RESPEC Inc
Project: Edgemont
Lab ID: R08080332-005
Client Sample ID: DewBurd GW695

Report Date: 11/14/08
Collection Date: 08/20/08 14:20
Date Received: 08/21/08
Matrix: AQUEOUS

Analyses	Result	Units	Qual	RL	MCL/		Method	Analysis Date / By
					QCL	DF		
RADIONUCLIDES - SUSPENDED								
Thorium 230	0.0	pCi/L	U	0.2		1	E907.0	09/28/08 13:33/eli-c
Thorium 230 precision (±)	0.09	pCi/L				1	E907.0	09/28/08 13:33/eli-c
RADIONUCLIDES - TOTAL								
Radon 222	1950	pCi/L		100		1	D5072-92	08/25/08 17:46/eli-c
Radon 222 precision (±)	107	pCi/L				1	D5072-92	08/25/08 17:46/eli-c
TOTAL METALS ANALYSES								
Antimony	ND	mg/L		0.003		1	E200.8	09/04/08 03:54/eli-c
Arsenic	ND	mg/L		0.001		1	E200.8	10/28/08 18:37/eli-c
Barium	ND	mg/L		0.1		2	E200.7	09/02/08 19:35/eli-c
Beryllium	ND	mg/L		0.001		1	E200.8	09/04/08 03:54/eli-c
Boron	ND	mg/L		0.1		2	E200.7	09/02/08 19:35/eli-c
Cadmium	ND	mg/L		0.005		1	E200.8	09/04/08 03:54/eli-c
Chromium	ND	mg/L		0.05		2	E200.7	09/02/08 19:35/eli-c
Copper	ND	mg/L		0.01		2	E200.7	09/02/08 19:35/eli-c
Iron	0.16	mg/L		0.03		2	E200.7	09/02/08 19:35/eli-c
Lead	ND	mg/L		0.001		1	E200.8	09/04/08 03:54/eli-c
Manganese	0.08	mg/L		0.01		2	E200.7	09/02/08 19:35/eli-c
Mercury	ND	mg/L		0.001		1	E245.1	08/29/08 13:59/eli-b
Molybdenum	ND	mg/L		0.1		2	E200.7	09/02/08 19:35/eli-c
Nickel	ND	mg/L		0.05		2	E200.7	09/02/08 19:35/eli-c
Selenium	ND	mg/L		0.001		1	E200.8	09/04/08 03:54/eli-c
Silver	ND	mg/L		0.005		1	E200.8	09/04/08 18:02/eli-c
Strontium	0.9	mg/L		0.1		2	E200.7	09/02/08 19:35/eli-c
Thallium	ND	mg/L		0.001		1	E200.8	09/04/08 03:54/eli-c
Uranium	0.0026	mg/L		0.0003		1	E200.8	09/04/08 03:54/eli-c
Zinc	ND	mg/L		0.01		2	E200.7	09/02/08 19:35/eli-c
DATA QUALITY								
A/C Balance (± 5)	7.38	%				1	A1030 E	11/04/08 00:00/jmh
Anions	13.5	meq/L				1	A1030 E	11/04/08 00:00/jmh
Cations	15.6	meq/L				1	A1030 E	11/04/08 00:00/jmh
Solids, Total Dissolved Calculated	931	mg/L				1	A1030 E	11/04/08 00:00/jmh
TDS Balance (0.80 - 1.20)	0.970					1	A1030 E	11/04/08 00:00/jmh

Report RL - Analyte reporting limit.
Definitions: QCL - Quality control limit.
MDC - Minimum detectable concentration

MCL - Maximum contaminant level.
ND - Not detected at the reporting limit.
U - Not detected at minimum detectable concentration

Page 15 of 27



LABORATORY ANALYTICAL REPORT

Client: RESPEC Inc
Project: Edgemont
Lab ID: R08080332-006
Client Sample ID: DewBurd GW696

Report Date: 11/14/08
Collection Date: 08/20/08 15:10
Date Received: 08/21/08
Matrix: AQUEOUS

Analyses	Result	Units	Qual	RL	MCL/		Method	Analysis Date / By
					QCL	DF		
MAJOR IONS								
Alkalinity, Total as CaCO3	182	mg/L		5		1	A2320 B	08/21/08 15:25/mb
Carbonate as CO3	ND	mg/L		5		1	A2320 B	08/21/08 15:25/mb
Bicarbonate as HCO3	222	mg/L		5		1	A2320 B	08/21/08 15:25/mb
Calcium	32.3	mg/L		0.5		2	E200.7	09/02/08 17:13/eli-c
Chloride	13	mg/L		1		1	E300.0	08/22/08 23:53/jmh
Fluoride	0.4	mg/L		0.1		1	E300.0	08/22/08 23:53/jmh
Magnesium	11.0	mg/L		0.5		2	E200.7	09/02/08 17:13/eli-c
Nitrogen, Ammonia as N	0.3	mg/L		0.1		1	A4500-NH3 G	08/21/08 18:39/jmh
Nitrogen, Nitrate as N	ND	mg/L		0.1		1	E300.0	08/22/08 23:53/jmh
Nitrogen, Nitrite as N	ND	mg/L		0.1		1	E300.0	08/22/08 23:53/jmh
Potassium	9.3	mg/L		0.5		2	E200.7	09/02/08 17:13/eli-c
Silica	4.5	mg/L		0.5		2	E200.7	09/02/08 17:13/eli-c
Sodium	297	mg/L	D	2		2	E200.7	09/02/08 17:13/eli-c
Sulfate	495	mg/L	D	3		50	E300.0	08/22/08 23:37/jmh
PHYSICAL PROPERTIES								
Conductivity @ 25 C	1690	umhos/cm		5.0		1	A2510 B	08/22/08 12:04/tb
Oxidation-Reduction Potential	210	mV				1	A2580 B	08/25/08 00:00/jmh
pH	8.29	s.u.		0.01		1	A4500-H B	08/22/08 14:12/tb
Sodium Adsorption Ratio (SAR)	11	unitless		0.10		1	Calculation	11/04/08 09:20/ADM
Solids, Total Dissolved TDS @ 180 C	930	mg/L		5		1	A2540 C	08/25/08 16:05/mb
METALS - DISSOLVED								
Aluminum	ND	mg/L		0.1		2	E200.7	09/02/08 17:13/eli-c
Arsenic	ND	mg/L		0.001		1	E200.8	09/04/08 04:28/eli-c
Barium	ND	mg/L		0.1		2	E200.7	09/02/08 17:13/eli-c
Boron	ND	mg/L		0.1		2	E200.7	09/02/08 17:13/eli-c
Cadmium	ND	mg/L		0.005		1	E200.8	09/04/08 04:28/eli-c
Chromium	ND	mg/L		0.05		2	E200.7	09/02/08 17:13/eli-c
Copper	ND	mg/L		0.01		1	E200.8	09/04/08 04:28/eli-c
Iron	ND	mg/L		0.03		2	E200.7	09/02/08 17:13/eli-c
Lead	ND	mg/L		0.001		1	E200.8	09/04/08 04:28/eli-c
Manganese	0.07	mg/L		0.01		2	E200.7	09/02/08 17:13/eli-c
Mercury	ND	mg/L		0.001		1	E200.8	09/04/08 04:28/eli-c
Molybdenum	ND	mg/L		0.1		2	E200.7	09/02/08 17:13/eli-c
Nickel	ND	mg/L		0.05		2	E200.7	09/02/08 17:13/eli-c
Selenium	ND	mg/L		0.001		1	A3114 B	09/01/08 12:09/eli-c
Silver	ND	mg/L		0.005		1	E200.8	09/05/08 01:44/eli-c
Thorium 232	ND	mg/L		0.005		1	E200.8	09/05/08 01:44/eli-c

Report RL - Analyte reporting limit.
Definitions: QCL - Quality control limit.
MDC - Minimum detectable concentration

MCL - Maximum contaminant level.
ND - Not detected at the reporting limit.
D - RL increased due to sample matrix interference.

Page 16 of 27



LABORATORY ANALYTICAL REPORT

Client: RESPEC Inc
Project: Edgemont
Lab ID: R08080332-006
Client Sample ID: DewBurd GW696

Report Date: 11/14/08
Collection Date: 08/20/08 15:10
Date Received: 08/21/08
Matrix: AQUEOUS

Analyses	Result	Units	Qual	RL	MCL/		Method	Analysis Date / By
					QCL	DF		
METALS - DISSOLVED								
Uranium	ND	mg/L		0.0003		1	E200.8	09/04/08 04:28/eli-c
Vanadium	ND	mg/L		0.1		1	E200.8	09/04/08 04:28/eli-c
Zinc	ND	mg/L		0.01		2	E200.7	09/02/08 17:13/eli-c
METALS - SUSPENDED								
Uranium	ND	mg/L		0.0003		1	E200.8	09/11/08 00:36/eli-c
METALS - SPECIATED								
Selenium-IV	ND	mg/L		0.001		1	A3114 B	08/31/08 16:41/eli-c
Selenium-VI	ND	mg/L		0.001		1	A3114 B	09/01/08 11:59/eli-c
RADIONUCLIDES - DISSOLVED								
Gross Alpha	7.1	pCi/L				1	E900.0	09/25/08 02:03/eli-c
Gross Alpha precision (±)	2.9	pCi/L				1	E900.0	09/25/08 02:03/eli-c
Gross Alpha MDC	3.9	pCi/L				1	E900.0	09/25/08 02:03/eli-c
Gross Beta	6.7	pCi/L				1	E900.0	09/25/08 02:03/eli-c
Gross Beta precision (±)	2.9	pCi/L				1	E900.0	09/25/08 02:03/eli-c
Gross Beta MDC	4.7	pCi/L				1	E900.0	09/25/08 02:03/eli-c
Lead 210	3.4	pCi/L	U			1	E909.0M	09/04/08 07:39/eli-c
Lead 210 precision (±)	6.4	pCi/L				1	E909.0M	09/04/08 07:39/eli-c
Lead 210 MDC	10.7	pCi/L				1	E909.0M	09/04/08 07:39/eli-c
Polonium 210	-0.3	pCi/L	U	1.0		1	RMO-3008	09/03/08 19:15/eli-c
Polonium 210 precision (±)	0.10	pCi/L				1	RMO-3008	09/03/08 19:15/eli-c
Radium 226	1.3	pCi/L				1	E903.0	09/21/08 03:12/eli-c
Radium 226 precision (±)	0.3	pCi/L				1	E903.0	09/21/08 03:12/eli-c
Thorium 230	0.0	pCi/L	U	0.2		1	E907.0	09/21/08 12:59/eli-c
Thorium 230 precision (±)	0.06	pCi/L				1	E907.0	09/21/08 12:59/eli-c
Gross Gamma	0.0	pCi/L	U	20		1	E901.1	08/29/08 12:32/eli-c
Gross Gamma precision (±)	20	pCi/L				1	E901.1	08/29/08 12:32/eli-c
RADIONUCLIDES - SUSPENDED								
Lead 210	0.2	pCi/L	U			1	E909.0M	09/12/08 10:37/eli-c
Lead 210 precision (±)	10.6	pCi/L				1	E909.0M	09/12/08 10:37/eli-c
Lead 210 MDC	17.8	pCi/L				1	E909.0M	09/12/08 10:37/eli-c
Polonium 210	0.1	pCi/L	U	1.0		1	RMO-3008	09/15/08 14:35/eli-c
Polonium 210 precision (±)	0.36	pCi/L				1	RMO-3008	09/15/08 14:35/eli-c
Radium 226	-0.1	pCi/L	U			1	E903.0	09/17/08 15:43/eli-c
Radium 226 precision (±)	0.3	pCi/L				1	E903.0	09/17/08 15:43/eli-c
Radium 226 MDC	0.5	pCi/L				1	E903.0	09/17/08 15:43/eli-c

Report RL - Analyte reporting limit.
Definitions: QCL - Quality control limit.
MDC - Minimum detectable concentration

MCL - Maximum contaminant level.
ND - Not detected at the reporting limit.
U - Not detected at minimum detectable concentration

Page 17 of 27



LABORATORY ANALYTICAL REPORT

Client: RESPEC Inc
Project: Edgemont
Lab ID: R08080332-006
Client Sample ID: DewBurd GW696

Report Date: 11/14/08
Collection Date: 08/20/08 15:10
Date Received: 08/21/08
Matrix: AQUEOUS

Analyses	Result	Units	Qual	RL	MCL/ QCL	DF	Method	Analysis Date / By
RADIONUCLIDES - SUSPENDED								
Thorium 230	0.0	pCi/L	U	0.2		1	E907.0	09/28/08 13:33/eli-c
Thorium 230 precision (±)	0.08	pCi/L				1	E907.0	09/28/08 13:33/eli-c
RADIONUCLIDES - TOTAL								
Radon 222	343	pCi/L		100		1	D5072-92	08/25/08 17:46/eli-c
Radon 222 precision (±)	86.3	pCi/L				1	D5072-92	08/25/08 17:46/eli-c
TOTAL METALS ANALYSES								
Antimony	ND	mg/L		0.003		1	E200.8	09/04/08 04:35/eli-c
Arsenic	ND	mg/L		0.001		1	E200.8	09/04/08 04:35/eli-c
Barium	ND	mg/L		0.1		2	E200.7	09/02/08 19:39/eli-c
Beryllium	ND	mg/L		0.001		1	E200.8	09/04/08 04:35/eli-c
Boron	ND	mg/L		0.1		2	E200.7	09/02/08 19:39/eli-c
Cadmium	ND	mg/L		0.005		1	E200.8	09/04/08 04:35/eli-c
Chromium	ND	mg/L		0.05		2	E200.7	09/02/08 19:39/eli-c
Copper	ND	mg/L		0.01		2	E200.7	09/02/08 19:39/eli-c
Iron	0.10	mg/L		0.03		2	E200.7	09/02/08 19:39/eli-c
Lead	ND	mg/L		0.001		1	E200.8	09/04/08 04:35/eli-c
Manganese	0.07	mg/L		0.01		2	E200.7	09/02/08 19:39/eli-c
Mercury	ND	mg/L		0.001		1	E245.1	08/29/08 14:01/eli-b
Molybdenum	ND	mg/L		0.1		2	E200.7	09/02/08 19:39/eli-c
Nickel	ND	mg/L		0.05		2	E200.7	09/02/08 19:39/eli-c
Selenium	ND	mg/L		0.001		1	E200.8	09/04/08 04:35/eli-c
Silver	ND	mg/L		0.005		1	E200.8	09/04/08 18:36/eli-c
Strontium	0.8	mg/L		0.1		2	E200.7	09/02/08 19:39/eli-c
Thallium	ND	mg/L		0.001		1	E200.8	09/04/08 04:35/eli-c
Uranium	ND	mg/L		0.0003		1	E200.8	09/04/08 04:35/eli-c
Zinc	0.01	mg/L		0.01		2	E200.7	09/02/08 19:39/eli-c
DATA QUALITY								
A/C Balance (± 5)	4.56	%				1	A1030 E	11/04/08 00:00/jmh
Anions	14.3	meq/L				1	A1030 E	11/04/08 00:00/jmh
Cations	15.7	meq/L				1	A1030 E	11/04/08 00:00/jmh
Solids, Total Dissolved Calculated	978	mg/L				1	A1030 E	11/04/08 00:00/jmh
TDS Balance (0.80 - 1.20)	0.960					1	A1030 E	11/04/08 00:00/jmh

Report RL - Analyte reporting limit.
Definitions: QCL - Quality control limit.
MDC - Minimum detectable concentration

MCL - Maximum contaminant level.
ND - Not detected at the reporting limit.
U - Not detected at minimum detectable concentration

Page 18 of 27



LABORATORY ANALYTICAL REPORT

Client: RESPEC Inc
Project: Edgemont
Lab ID: R08080332-007
Client Sample ID: DewBurd GW694

Report Date: 11/14/08
Collection Date: 08/20/08 15:45
Date Received: 08/21/08
Matrix: AQUEOUS

Analyses	Result	Units	Qual	RL	MCL/		Method	Analysis Date / By
					QCL	DF		
MAJOR IONS								
Alkalinity, Total as CaCO3	202	mg/L		5		1	A2320 B	08/21/08 15:28/mb
Carbonate as CO3	ND	mg/L		5		1	A2320 B	08/21/08 15:28/mb
Bicarbonate as HCO3	246	mg/L		5		1	A2320 B	08/21/08 15:28/mb
Calcium	103	mg/L		0.5		2	E200.7	09/02/08 17:17/eli-c
Chloride	9	mg/L		1		1	E300.0	08/23/08 00:26/jmh
Fluoride	0.4	mg/L		0.1		1	E300.0	08/23/08 00:26/jmh
Magnesium	36.9	mg/L		0.5		2	E200.7	09/02/08 17:17/eli-c
Nitrogen, Ammonia as N	0.2	mg/L		0.1		1	A4500-NH3 G	08/21/08 18:40/jmh
Nitrogen, Nitrate as N	ND	mg/L		0.1		1	E300.0	08/23/08 00:26/jmh
Nitrogen, Nitrite as N	ND	mg/L		0.1		1	E300.0	08/23/08 00:26/jmh
Potassium	13.4	mg/L		0.5		2	E200.7	09/02/08 17:17/eli-c
Silica	4.1	mg/L		0.5		2	E200.7	09/02/08 17:17/eli-c
Sodium	182	mg/L	D	2		2	E200.7	09/02/08 17:17/eli-c
Sulfate	540	mg/L	D	3		50	E300.0	08/23/08 00:10/jmh
PHYSICAL PROPERTIES								
Conductivity @ 25 C	1570	umhos/cm		5.0		1	A2510 B	08/22/08 12:05/tb
Oxidation-Reduction Potential	220	mV				1	A2580 B	08/25/08 00:00/jmh
pH	7.81	s.u.		0.01		1	A4500-H B	08/22/08 14:12/tb
Sodium Adsorption Ratio (SAR)	3.9	unitless		0.10		1	Calculation	11/04/08 09:20/ADM
Solids, Total Dissolved TDS @ 180 C	990	mg/L		5		1	A2540 C	08/25/08 16:06/mb
METALS - DISSOLVED								
Aluminum	ND	mg/L		0.1		2	E200.7	09/02/08 17:17/eli-c
Arsenic	ND	mg/L		0.001		1	E200.8	10/27/08 13:00/eli-c
Barium	ND	mg/L		0.1		2	E200.7	09/02/08 17:17/eli-c
Boron	ND	mg/L		0.1		2	E200.7	09/02/08 17:17/eli-c
Cadmium	ND	mg/L		0.005		1	E200.8	09/04/08 04:42/eli-c
Chromium	ND	mg/L		0.05		2	E200.7	09/02/08 17:17/eli-c
Copper	ND	mg/L		0.01		1	E200.8	09/04/08 04:42/eli-c
Iron	ND	mg/L		0.03		2	E200.7	09/02/08 17:17/eli-c
Lead	ND	mg/L		0.001		1	E200.8	09/04/08 04:42/eli-c
Manganese	0.16	mg/L		0.01		2	E200.7	09/02/08 17:17/eli-c
Mercury	ND	mg/L		0.001		1	E200.8	09/04/08 04:42/eli-c
Molybdenum	ND	mg/L		0.1		2	E200.7	09/02/08 17:17/eli-c
Nickel	ND	mg/L		0.05		2	E200.7	09/02/08 17:17/eli-c
Selenium	ND	mg/L		0.001		1	A3114 B	09/01/08 12:11/eli-c
Silver	ND	mg/L		0.005		1	E200.8	09/05/08 01:50/eli-c
Thorium 232	ND	mg/L		0.005		1	E200.8	09/05/08 01:50/eli-c

Report RL - Analyte reporting limit.
Definitions: QCL - Quality control limit.
MDC - Minimum detectable concentration

MCL - Maximum contaminant level.
ND - Not detected at the reporting limit.
D - RL increased due to sample matrix interference.

Page 19 of 27



LABORATORY ANALYTICAL REPORT

Client: RESPEC Inc
Project: Edgemont
Lab ID: R08080332-007
Client Sample ID: DewBurd GW694

Report Date: 11/14/08
Collection Date: 08/20/08 15:45
Date Received: 08/21/08
Matrix: AQUEOUS

Analyses	Result	Units	Qual	RL	MCL/ QCL	DF	Method	Analysis Date / By
METALS - DISSOLVED								
Uranium	0.0005	mg/L		0.0003		1	E200.8	09/04/08 04:42/eli-c
Vanadium	ND	mg/L		0.1		1	E200.8	09/04/08 04:42/eli-c
Zinc	ND	mg/L		0.01		2	E200.7	09/02/08 17:17/eli-c
METALS - SUSPENDED								
Uranium	ND	mg/L		0.0003		1	E200.8	09/11/08 00:40/eli-c
METALS - SPECIATED								
Selenium-IV	ND	mg/L		0.001		1	A3114 B	08/31/08 16:43/eli-c
Selenium-VI	ND	mg/L		0.001		1	A3114 B	09/01/08 11:59/eli-c
RADIONUCLIDES - DISSOLVED								
Gross Alpha	12.5	pCi/L				1	E900.0	09/25/08 02:03/eli-c
Gross Alpha precision (±)	3.4	pCi/L				1	E900.0	09/25/08 02:03/eli-c
Gross Alpha MDC	4.0	pCi/L				1	E900.0	09/25/08 02:03/eli-c
Gross Beta	10.7	pCi/L				1	E900.0	09/25/08 02:03/eli-c
Gross Beta precision (±)	3.0	pCi/L				1	E900.0	09/25/08 02:03/eli-c
Gross Beta MDC	4.7	pCi/L				1	E900.0	09/25/08 02:03/eli-c
Lead 210	0.0	pCi/L	U			1	E909.0M	09/04/08 07:39/eli-c
Lead 210 precision (±)	6.4	pCi/L				1	E909.0M	09/04/08 07:39/eli-c
Lead 210 MDC	10.7	pCi/L				1	E909.0M	09/04/08 07:39/eli-c
Polonium 210	0.0	pCi/L	U	1.0		1	RMO-3008	09/03/08 19:15/eli-c
Polonium 210 precision (±)	0.80	pCi/L				1	RMO-3008	09/03/08 19:15/eli-c
Radium 226	1.8	pCi/L				1	E903.0	09/21/08 04:42/eli-c
Radium 226 precision (±)	0.4	pCi/L				1	E903.0	09/21/08 04:42/eli-c
Thorium 230	0.0	pCi/L	U	0.2		1	E907.0	09/21/08 12:59/eli-c
Thorium 230 precision (±)	0.07	pCi/L				1	E907.0	09/21/08 12:59/eli-c
Gross Gamma	0.0	pCi/L	U	20		1	E901.1	08/29/08 12:32/eli-c
Gross Gamma precision (±)	20	pCi/L				1	E901.1	08/29/08 12:32/eli-c
RADIONUCLIDES - SUSPENDED								
Lead 210	-7	pCi/L	U			1	E909.0M	09/12/08 10:37/eli-c
Lead 210 precision (±)	10.5	pCi/L				1	E909.0M	09/12/08 10:37/eli-c
Lead 210 MDC	17.8	pCi/L				1	E909.0M	09/12/08 10:37/eli-c
Polonium 210	0.0	pCi/L	U	1.0		1	RMO-3008	09/15/08 14:35/eli-c
Polonium 210 precision (±)	0.26	pCi/L				1	RMO-3008	09/15/08 14:35/eli-c
Radium 226	-0.1	pCi/L	U			1	E903.0	09/17/08 17:18/eli-c
Radium 226 precision (±)	0.3	pCi/L				1	E903.0	09/17/08 17:18/eli-c
Radium 226 MDC	0.6	pCi/L				1	E903.0	09/17/08 17:18/eli-c

Report RL - Analyte reporting limit.
Definitions: QCL - Quality control limit.
MDC - Minimum detectable concentration

MCL - Maximum contaminant level.
ND - Not detected at the reporting limit.
U - Not detected at minimum detectable concentration

Page 20 of 27



LABORATORY ANALYTICAL REPORT

Client: RESPEC Inc
Project: Edgemont
Lab ID: R08080332-007
Client Sample ID: DewBurd GW694

Report Date: 11/14/08
Collection Date: 08/20/08 15:45
Date Received: 08/21/08
Matrix: AQUEOUS

Analyses	Result	Units	Qual	RL	MCL/ QCL	DF	Method	Analysis Date / By
RADIONUCLIDES - SUSPENDED								
Thorium 230	0.0	pCi/L	U	0.2		1	E907.0	09/29/08 13:22/eli-c
Thorium 230 precision (±)	0.2	pCi/L				1	E907.0	09/29/08 13:22/eli-c
RADIONUCLIDES - TOTAL								
Radon 222	401	pCi/L		100		1	D5072-92	08/25/08 17:46/eli-c
Radon 222 precision (±)	86.8	pCi/L				1	D5072-92	08/25/08 17:46/eli-c
TOTAL METALS ANALYSES								
Antimony	ND	mg/L		0.003		1	E200.8	09/04/08 04:48/eli-c
Arsenic	ND	mg/L		0.001		1	E200.8	10/28/08 18:42/eli-c
Barium	ND	mg/L		0.1		2	E200.7	09/02/08 19:43/eli-c
Beryllium	ND	mg/L		0.001		1	E200.8	09/04/08 04:48/eli-c
Boron	ND	mg/L		0.1		2	E200.7	09/02/08 19:43/eli-c
Cadmium	ND	mg/L		0.005		1	E200.8	09/04/08 04:48/eli-c
Chromium	ND	mg/L		0.05		2	E200.7	09/02/08 19:43/eli-c
Copper	ND	mg/L		0.01		2	E200.7	09/02/08 19:43/eli-c
Iron	0.15	mg/L		0.03		2	E200.7	09/02/08 19:43/eli-c
Lead	ND	mg/L		0.001		1	E200.8	09/04/08 04:48/eli-c
Manganese	0.16	mg/L		0.01		2	E200.7	09/02/08 19:43/eli-c
Mercury	ND	mg/L		0.001		1	E245.1	08/29/08 14:04/eli-b
Molybdenum	ND	mg/L		0.1		2	E200.7	09/02/08 19:43/eli-c
Nickel	ND	mg/L		0.05		2	E200.7	09/02/08 19:43/eli-c
Selenium	ND	mg/L		0.001		1	E200.8	09/04/08 04:48/eli-c
Silver	ND	mg/L		0.005		1	E200.8	09/04/08 18:42/eli-c
Strontium	2.9	mg/L		0.1		2	E200.7	09/02/08 19:43/eli-c
Thallium	ND	mg/L		0.001		1	E200.8	09/04/08 04:48/eli-c
Uranium	0.0005	mg/L		0.0003		1	E200.8	09/04/08 04:48/eli-c
Zinc	0.01	mg/L		0.01		2	E200.7	09/02/08 19:43/eli-c
DATA QUALITY								
A/C Balance (± 5)	2.72	%				1	A1030 E	11/04/08 00:00/jmh
Anions	15.6	meq/L				1	A1030 E	11/04/08 00:00/jmh
Cations	16.4	meq/L				1	A1030 E	11/04/08 00:00/jmh
Solids, Total Dissolved Calculated	1020	mg/L				1	A1030 E	11/04/08 00:00/jmh
TDS Balance (0.80 - 1.20)	0.970					1	A1030 E	11/04/08 00:00/jmh

Report Definitions: RL - Analyte reporting limit.
QCL - Quality control limit.
MDC - Minimum detectable concentration

MCL - Maximum contaminant level.
ND - Not detected at the reporting limit.
U - Not detected at minimum detectable concentration

Page 21 of 27



LABORATORY ANALYTICAL REPORT

Client: RESPEC Inc
Project: Edgemont
Lab ID: R08080332-008
Client Sample ID: DewBurd GW697

Report Date: 11/14/08
Collection Date: 08/20/08 17:10
Date Received: 08/21/08
Matrix: AQUEOUS

Analyses	Result	Units	Qual	RL	MCL/		Method	Analysis Date / By
					QCL	DF		
MAJOR IONS								
Alkalinity, Total as CaCO3	172	mg/L		5		1	A2320 B	08/21/08 15:31/mb
Carbonate as CO3	ND	mg/L		5		1	A2320 B	08/21/08 15:31/mb
Bicarbonate as HCO3	210	mg/L		5		1	A2320 B	08/21/08 15:31/mb
Calcium	53.5	mg/L		0.5		2	E200.7	09/02/08 17:21/eli-c
Chloride	8	mg/L		1		1	E300.0	08/23/08 00:59/jmh
Fluoride	0.6	mg/L		0.1		1	E300.0	08/23/08 00:59/jmh
Magnesium	17.5	mg/L		0.5		2	E200.7	09/02/08 17:21/eli-c
Nitrogen, Ammonia as N	0.1	mg/L		0.1		1	A4500-NH3 G	08/21/08 18:41/jmh
Nitrogen, Nitrate as N	ND	mg/L		0.1		1	E300.0	08/23/08 00:59/jmh
Nitrogen, Nitrite as N	ND	mg/L		0.1		1	E300.0	08/23/08 00:59/jmh
Potassium	8.6	mg/L		0.5		2	E200.7	09/02/08 17:21/eli-c
Silica	4.1	mg/L		0.5		2	E200.7	09/02/08 17:21/eli-c
Sodium	219	mg/L	D	2		2	E200.7	09/02/08 17:21/eli-c
Sulfate	452	mg/L	D	3		50	E300.0	08/23/08 00:42/jmh
PHYSICAL PROPERTIES								
Conductivity @ 25 C	1330	umhos/cm		5.0		1	A2510 B	08/22/08 12:06/tb
Oxidation-Reduction Potential	210	mV				1	A2580 B	08/25/08 00:00/jmh
pH	8.03	s.u.		0.01		1	A4500-H B	08/22/08 14:13/tb
Sodium Adsorption Ratio (SAR)	6.7	unitless		0.10		1	Calculation	11/04/08 09:20/ADM
Solids, Total Dissolved TDS @ 180 C	840	mg/L		5		1	A2540 C	08/25/08 16:06/mb
METALS - DISSOLVED								
Aluminum	ND	mg/L		0.1		2	E200.7	09/02/08 17:21/eli-c
Arsenic	ND	mg/L		0.001		1	E200.8	10/27/08 13:05/eli-c
Barium	ND	mg/L		0.1		2	E200.7	09/02/08 17:21/eli-c
Boron	ND	mg/L		0.1		2	E200.7	09/02/08 17:21/eli-c
Cadmium	ND	mg/L		0.005		1	E200.8	09/04/08 04:55/eli-c
Chromium	ND	mg/L		0.05		2	E200.7	09/02/08 17:21/eli-c
Copper	ND	mg/L		0.01		1	E200.8	09/04/08 04:55/eli-c
Iron	0.04	mg/L		0.03		2	E200.7	09/02/08 17:21/eli-c
Lead	ND	mg/L		0.001		1	E200.8	09/04/08 04:55/eli-c
Manganese	0.06	mg/L		0.01		2	E200.7	09/02/08 17:21/eli-c
Mercury	ND	mg/L		0.001		1	E200.8	09/04/08 04:55/eli-c
Molybdenum	ND	mg/L		0.1		2	E200.7	09/02/08 17:21/eli-c
Nickel	ND	mg/L		0.05		2	E200.7	09/02/08 17:21/eli-c
Selenium	ND	mg/L		0.001		1	A3114 B	09/01/08 12:13/eli-c
Silver	ND	mg/L		0.005		1	E200.8	09/05/08 01:57/eli-c
Thorium 232	ND	mg/L		0.005		1	E200.8	09/05/08 01:57/eli-c

Report RL - Analyte reporting limit.
Definitions: QCL - Quality control limit.
MDC - Minimum detectable concentration

MCL - Maximum contaminant level.
ND - Not detected at the reporting limit.
D - RL increased due to sample matrix interference.

Page 22 of 27



LABORATORY ANALYTICAL REPORT

Client: RESPEC Inc
Project: Edgemont
Lab ID: R08080332-008
Client Sample ID: DewBurd GW697

Report Date: 11/14/08
Collection Date: 08/20/08 17:10
Date Received: 08/21/08
Matrix: AQUEOUS

Analyses	Result	Units	Qual	RL	MCL/ QCL	DF	Method	Analysis Date / By
METALS - DISSOLVED								
Uranium	ND	mg/L		0.0003		1	E200.8	09/04/08 04:55/eli-c
Vanadium	ND	mg/L		0.1		1	E200.8	09/04/08 04:55/eli-c
Zinc	ND	mg/L		0.01		2	E200.7	09/02/08 17:21/eli-c
METALS - SUSPENDED								
Uranium	ND	mg/L		0.0003		1	E200.8	09/11/08 00:45/eli-c
METALS - SPECIATED								
Selenium-IV	ND	mg/L		0.001		1	A3114 B	08/31/08 16:45/eli-c
Selenium-VI	ND	mg/L		0.001		1	A3114 B	09/01/08 11:59/eli-c
RADIONUCLIDES - DISSOLVED								
Gross Alpha	5.3	pCi/L				1	E900.0	09/25/08 02:03/eli-c
Gross Alpha precision (±)	2.6	pCi/L				1	E900.0	09/25/08 02:03/eli-c
Gross Alpha MDC	3.5	pCi/L				1	E900.0	09/25/08 02:03/eli-c
Gross Beta	8.6	pCi/L				1	E900.0	09/25/08 02:03/eli-c
Gross Beta precision (±)	2.3	pCi/L				1	E900.0	09/25/08 02:03/eli-c
Gross Beta MDC	3.6	pCi/L				1	E900.0	09/25/08 02:03/eli-c
Lead 210	-2	pCi/L	U			1	E909.0M	09/04/08 07:39/eli-c
Lead 210 precision (±)	6.3	pCi/L				1	E909.0M	09/04/08 07:39/eli-c
Lead 210 MDC	10.7	pCi/L				1	E909.0M	09/04/08 07:39/eli-c
Polonium 210	0.4	pCi/L	U	1.0		1	RMO-3008	09/03/08 19:15/eli-c
Polonium 210 precision (±)	0.70	pCi/L				1	RMO-3008	09/03/08 19:15/eli-c
Radium 226	1.2	pCi/L				1	E903.0	09/21/08 06:13/eli-c
Radium 226 precision (±)	0.3	pCi/L				1	E903.0	09/21/08 06:13/eli-c
Thorium 230	0.1	pCi/L	U	0.2		1	E907.0	09/21/08 12:59/eli-c
Thorium 230 precision (±)	0.08	pCi/L				1	E907.0	09/21/08 12:59/eli-c
Gross Gamma	850	pCi/L		20		1	E901.1	08/29/08 12:32/eli-c
Gross Gamma precision (±)	170	pCi/L				1	E901.1	08/29/08 12:32/eli-c
RADIONUCLIDES - SUSPENDED								
Lead 210	-10	pCi/L	U			1	E909.0M	09/12/08 10:37/eli-c
Lead 210 precision (±)	10.4	pCi/L				1	E909.0M	09/12/08 10:37/eli-c
Lead 210 MDC	17.8	pCi/L				1	E909.0M	09/12/08 10:37/eli-c
Polonium 210	-0.2	pCi/L	U	1.0		1	RMO-3008	09/15/08 14:35/eli-c
Polonium 210 precision (±)	0.26	pCi/L				1	RMO-3008	09/15/08 14:35/eli-c
Radium 226	-0.4	pCi/L	U			1	E903.0	09/17/08 17:18/eli-c
Radium 226 precision (±)	0.2	pCi/L				1	E903.0	09/17/08 17:18/eli-c
Radium 226 MDC	0.5	pCi/L				1	E903.0	09/17/08 17:18/eli-c

Report RL - Analyte reporting limit.
Definitions: QCL - Quality control limit.
MDC - Minimum detectable concentration

MCL - Maximum contaminant level.
ND - Not detected at the reporting limit.
U - Not detected at minimum detectable concentration

Page 23 of 27



LABORATORY ANALYTICAL REPORT

Client: RESPEC Inc
Project: Edgemont
Lab ID: R08080332-008
Client Sample ID: DewBurd GW697

Report Date: 11/14/08
Collection Date: 08/20/08 17:10
Date Received: 08/21/08
Matrix: AQUEOUS

Analyses	Result	Units	Qual	RL	MCL/	DF	Method	Analysis Date / By
					QCL			
RADIONUCLIDES - SUSPENDED								
Thorium 230	0.0	pCi/L	U	0.2		1	E907.0	09/29/08 13:22/eli-c
Thorium 230 precision (±)	0.2	pCi/L				1	E907.0	09/29/08 13:22/eli-c
RADIONUCLIDES - TOTAL								
Radon 222	367	pCi/L		100		1	D5072-92	08/25/08 17:46/eli-c
Radon 222 precision (±)	85.4	pCi/L				1	D5072-92	08/25/08 17:46/eli-c
TOTAL METALS ANALYSES								
Antimony	ND	mg/L		0.003		1	E200.8	09/04/08 05:02/eli-c
Arsenic	ND	mg/L		0.001		1	E200.8	10/28/08 18:47/eli-c
Barium	ND	mg/L		0.1		2	E200.7	09/02/08 19:47/eli-c
Beryllium	ND	mg/L		0.001		1	E200.8	09/04/08 05:02/eli-c
Boron	ND	mg/L		0.1		2	E200.7	09/02/08 19:47/eli-c
Cadmium	ND	mg/L		0.005		1	E200.8	09/04/08 05:02/eli-c
Chromium	ND	mg/L		0.05		2	E200.7	09/02/08 19:47/eli-c
Copper	ND	mg/L		0.01		2	E200.7	09/02/08 19:47/eli-c
Iron	0.07	mg/L		0.03		2	E200.7	09/02/08 19:47/eli-c
Lead	ND	mg/L		0.001		1	E200.8	09/04/08 05:02/eli-c
Manganese	0.06	mg/L		0.01		2	E200.7	09/02/08 19:47/eli-c
Mercury	ND	mg/L		0.001		1	E245.1	08/29/08 14:06/eli-b
Molybdenum	ND	mg/L		0.1		2	E200.7	09/02/08 19:47/eli-c
Nickel	ND	mg/L		0.05		2	E200.7	09/02/08 19:47/eli-c
Selenium	ND	mg/L		0.001		1	E200.8	09/04/08 05:02/eli-c
Silver	ND	mg/L		0.005		1	E200.8	09/04/08 18:49/eli-c
Strontium	1.2	mg/L		0.1		2	E200.7	09/02/08 19:47/eli-c
Thallium	ND	mg/L		0.001		1	E200.8	09/04/08 05:02/eli-c
Uranium	ND	mg/L		0.0003		1	E200.8	09/04/08 05:02/eli-c
Zinc	ND	mg/L		0.01		2	E200.7	09/02/08 19:47/eli-c
DATA QUALITY								
A/C Balance (± 5)	2.84	%				1	A1030 E	11/04/08 00:00/jmh
Anions	13.1	meq/L				1	A1030 E	11/04/08 00:00/jmh
Cations	13.9	meq/L				1	A1030 E	11/04/08 00:00/jmh
Solids, Total Dissolved Calculated	874	mg/L				1	A1030 E	11/04/08 00:00/jmh
TDS Balance (0.80 - 1.20)	0.960					1	A1030 E	11/04/08 00:00/jmh

Report RL - Analyte reporting limit.
Definitions: QCL - Quality control limit.
MDC - Minimum detectable concentration

MCL - Maximum contaminant level.
ND - Not detected at the reporting limit.
U - Not detected at minimum detectable concentration

Page 24 of 27



LABORATORY ANALYTICAL REPORT

Client: RESPEC Inc
Project: Edgemont
Lab ID: R08080332-009
Client Sample ID: DewBurd BLK01

Report Date: 11/14/08
Collection Date: 08/20/08 17:25
Date Received: 08/21/08
Matrix: AQUEOUS

Analyses	Result	Units	Qual	RL	MCL/		Method	Analysis Date / By
					QCL	DF		
MAJOR IONS								
Alkalinity, Total as CaCO3	ND	mg/L		5		1	A2320 B	08/21/08 15:33/mb
Carbonate as CO3	ND	mg/L		5		1	A2320 B	08/21/08 15:33/mb
Bicarbonate as HCO3	ND	mg/L		5		1	A2320 B	08/21/08 15:33/mb
Calcium	ND	mg/L		0.5		2	E200.7	09/02/08 17:25/eli-c
Chloride	ND	mg/L		1		1	E300.0	08/23/08 01:48/jmh
Fluoride	0.1	mg/L		0.1		1	E300.0	08/23/08 01:48/jmh
Magnesium	ND	mg/L		0.5		2	E200.7	09/02/08 17:25/eli-c
Nitrogen, Ammonia as N	ND	mg/L		0.1		1	A4500-NH3 G	08/21/08 18:42/jmh
Nitrogen, Nitrate as N	ND	mg/L		0.1		1	E300.0	08/23/08 01:48/jmh
Nitrogen, Nitrite as N	ND	mg/L		0.1		1	E300.0	08/23/08 01:48/jmh
Potassium	ND	mg/L		0.5		2	E200.7	09/02/08 17:25/eli-c
Silica	ND	mg/L		0.5		2	E200.7	09/02/08 17:25/eli-c
Sodium	ND	mg/L	D	2		2	E200.7	09/02/08 17:25/eli-c
Sulfate	1	mg/L		1		1	E300.0	08/23/08 01:48/jmh

PHYSICAL PROPERTIES

Conductivity @ 25 C	5.2	umhos/cm		5.0		A2510 B	08/22/08 12:07/tb
Oxidation-Reduction Potential	370	mV				A2580 B	08/25/08 00:00/jmh
pH	5.39	s.u.		0.01		A4500-H B	08/22/08 14:22/tb
Sodium Adsorption Ratio (SAR)	ND	unitless		0.10		Calculation	11/04/08 09:20/ADM
Solids, Total Dissolved TDS @ 180 C	ND	mg/L		5		A2540 C	08/25/08 16:07/mb

- SAR calculations may not be appropriate for near blank results.

METALS - DISSOLVED

Aluminum	ND	mg/L		0.1		E200.7	09/02/08 17:25/eli-c
Arsenic	ND	mg/L		0.001		E200.8	09/04/08 05:09/eli-c
Barium	ND	mg/L		0.1		E200.7	09/02/08 17:25/eli-c
Boron	ND	mg/L		0.1		E200.7	09/02/08 17:25/eli-c
Cadmium	ND	mg/L		0.005		E200.8	09/04/08 05:09/eli-c
Chromium	ND	mg/L		0.05		E200.7	09/02/08 17:25/eli-c
Copper	ND	mg/L		0.01		E200.8	09/04/08 05:09/eli-c
Iron	ND	mg/L		0.03		E200.7	09/02/08 17:25/eli-c
Lead	ND	mg/L		0.001		E200.8	09/04/08 05:09/eli-c
Manganese	ND	mg/L		0.01		E200.7	09/02/08 17:25/eli-c
Mercury	ND	mg/L		0.001		E200.8	09/04/08 05:09/eli-c
Molybdenum	ND	mg/L		0.1		E200.7	09/02/08 17:25/eli-c
Nickel	ND	mg/L		0.05		E200.7	09/02/08 17:25/eli-c
Selenium	ND	mg/L		0.001		A3114 B	09/01/08 12:15/eli-c
Silver	ND	mg/L		0.005		E200.8	09/05/08 02:04/eli-c

Report RL - Analyte reporting limit.
Definitions: QCL - Quality control limit.
MDC - Minimum detectable concentration

MCL - Maximum contaminant level.
ND - Not detected at the reporting limit.
D - RL increased due to sample matrix interference.

Page 25 of 27



LABORATORY ANALYTICAL REPORT

Client: RESPEC Inc
Project: Edgemont
Lab ID: R08080332-009
Client Sample ID: DewBurd BLK01

Report Date: 11/14/08
Collection Date: 08/20/08 17:25
Date Received: 08/21/08
Matrix: AQUEOUS

Analyses	Result	Units	Qual	RL	MCL/ QCL	DF	Method	Analysis Date / By
METALS - DISSOLVED								
Thorium 232	ND	mg/L		0.005		1	E200.8	09/05/08 02:04/eli-c
Uranium	ND	mg/L		0.0003		1	E200.8	09/04/08 05:09/eli-c
Vanadium	ND	mg/L		0.1		1	E200.8	09/04/08 05:09/eli-c
Zinc	ND	mg/L		0.01		2	E200.7	09/02/08 17:25/eli-c
METALS - SUSPENDED								
Uranium	ND	mg/L		0.0003		1	E200.8	09/11/08 00:49/eli-c
METALS - SPECIATED								
Selenium-IV	ND	mg/L		0.001		1	A3114 B	08/31/08 16:47/eli-c
Selenium-VI	ND	mg/L		0.001		1	A3114 B	09/01/08 11:59/eli-c
RADIONUCLIDES - DISSOLVED								
Gross Alpha	0.1	pCi/L	U			1	E900.0	09/25/08 02:03/eli-c
Gross Alpha precision (±)	0.6	pCi/L				1	E900.0	09/25/08 02:03/eli-c
Gross Alpha MDC	0.9	pCi/L				1	E900.0	09/25/08 02:03/eli-c
Gross Beta	-4	pCi/L	U			1	E900.0	09/25/08 02:03/eli-c
Gross Beta precision (±)	1.5	pCi/L				1	E900.0	09/25/08 02:03/eli-c
Gross Beta MDC	2.6	pCi/L				1	E900.0	09/25/08 02:03/eli-c
Lead 210	-0.2	pCi/L	U			1	E909.0M	09/04/08 07:39/eli-c
Lead 210 precision (±)	6.4	pCi/L				1	E909.0M	09/04/08 07:39/eli-c
Lead 210 MDC	10.7	pCi/L				1	E909.0M	09/04/08 07:39/eli-c
Polonium 210	0.4	pCi/L	U	1.0		1	RMO-3008	09/03/08 19:15/eli-c
Polonium 210 precision (±)	0.80	pCi/L				1	RMO-3008	09/03/08 19:15/eli-c
Radium 226	0.02	pCi/L	U			1	E903.0	09/21/08 07:43/eli-c
Radium 226 precision (±)	0.2	pCi/L				1	E903.0	09/21/08 07:43/eli-c
Thorium 230	0.0	pCi/L	U	0.2		1	E907.0	09/21/08 12:59/eli-c
Thorium 230 precision (±)	0.08	pCi/L				1	E907.0	09/21/08 12:59/eli-c
Gross Gamma	1100	pCi/L		20		1	E901.1	08/29/08 12:32/eli-c
Gross Gamma precision (±)	190	pCi/L				1	E901.1	08/29/08 12:32/eli-c
RADIONUCLIDES - SUSPENDED								
Lead 210	-8	pCi/L	U			1	E909.0M	09/12/08 10:37/eli-c
Lead 210 precision (±)	10.5	pCi/L				1	E909.0M	09/12/08 10:37/eli-c
Lead 210 MDC	17.8	pCi/L				1	E909.0M	09/12/08 10:37/eli-c
Polonium 210	0.1	pCi/L	U	1.0		1	RMO-3008	09/15/08 14:35/eli-c
Polonium 210 precision (±)	0.33	pCi/L				1	RMO-3008	09/15/08 14:35/eli-c
Radium 226	-0.4	pCi/L	U			1	E903.0	09/17/08 17:18/eli-c
Radium 226 precision (±)	0.2	pCi/L				1	E903.0	09/17/08 17:18/eli-c

Report RL - Analyte reporting limit.
Definitions: QCL - Quality control limit.
MDC - Minimum detectable concentration

MCL - Maximum contaminant level.
ND - Not detected at the reporting limit.
U - Not detected at minimum detectable concentration

Page 26 of 27



LABORATORY ANALYTICAL REPORT

Client: RESPEC Inc
Project: Edgemont
Lab ID: R08080332-009
Client Sample ID: DewBurd BLK01

Report Date: 11/14/08
Collection Date: 08/20/08 17:25
Date Received: 08/21/08
Matrix: AQUEOUS

Analyses	Result	Units	Qual	RL	MCL/	DF	Method	Analysis Date / By
					QCL			
RADIONUCLIDES - SUSPENDED								
Radium 226 MDC	0.5	pCi/L				1	E903.0	09/17/08 17:18/eli-c
Thorium 230	0.2	pCi/L	U	0.2		1	E907.0	09/29/08 13:22/eli-c
Thorium 230 precision (±)	0.3	pCi/L				1	E907.0	09/29/08 13:22/eli-c
RADIONUCLIDES - TOTAL								
Radon 222	192	pCi/L		100		1	D5072-92	08/25/08 17:46/eli-c
Radon 222 precision (±)	82.9	pCi/L				1	D5072-92	08/25/08 17:46/eli-c
TOTAL METALS ANALYSES								
Antimony	ND	mg/L		0.003		1	E200.8	09/04/08 05:16/eli-c
Arsenic	ND	mg/L		0.001		1	E200.8	09/04/08 05:16/eli-c
Barium	ND	mg/L		0.1		2	E200.7	09/02/08 19:51/eli-c
Beryllium	ND	mg/L		0.001		1	E200.8	09/04/08 05:16/eli-c
Boron	ND	mg/L		0.1		2	E200.7	09/02/08 19:51/eli-c
Cadmium	ND	mg/L		0.005		1	E200.8	09/04/08 05:16/eli-c
Chromium	ND	mg/L		0.05		2	E200.7	09/02/08 19:51/eli-c
Copper	ND	mg/L		0.01		2	E200.7	09/02/08 19:51/eli-c
Iron	ND	mg/L		0.03		2	E200.7	09/02/08 19:51/eli-c
Lead	ND	mg/L		0.001		1	E200.8	09/04/08 05:16/eli-c
Manganese	ND	mg/L		0.01		2	E200.7	09/02/08 19:51/eli-c
Mercury	ND	mg/L		0.001		1	E245.1	08/29/08 14:09/eli-b
Molybdenum	ND	mg/L		0.1		2	E200.7	09/02/08 19:51/eli-c
Nickel	ND	mg/L		0.05		2	E200.7	09/02/08 19:51/eli-c
Selenium	ND	mg/L		0.001		1	E200.8	09/04/08 05:16/eli-c
Silver	ND	mg/L		0.005		1	E200.8	09/04/08 18:56/eli-c
Strontium	ND	mg/L		0.1		2	E200.7	09/02/08 19:51/eli-c
Thallium	ND	mg/L		0.001		1	E200.8	09/04/08 05:16/eli-c
Uranium	ND	mg/L		0.0003		1	E200.8	09/04/08 05:16/eli-c
Zinc	ND	mg/L		0.01		2	E200.7	09/02/08 19:51/eli-c

Report RL - Analyte reporting limit.
Definitions: QCL - Quality control limit.
MDC - Minimum detectable concentration

MCL - Maximum contaminant level.
ND - Not detected at the reporting limit.
U - Not detected at minimum detectable concentration

Page 27 of 27



QA/QC Summary Report

Client: RESPEC Inc

Project: Edgemont

Report Date: 11/14/08

Work Order: R08080332

Analyte	Result	Units	RL	%REC	Low Limit	High Limit	RPD	RPDLimit	Qual
Method: A2320 B							Batch: 080821A-ALK-SEL-W		
Sample ID: R08080332-002AMS	Sample Matrix Spike				Run: PH_COND1-R_080821A			08/21/08 14:51	
Alkalinity, Total as CaCO ₃	262	mg/L	5.0	96	80	120			
Sample ID: R08080332-002AMSD	Sample Matrix Spike Duplicate				Run: PH_COND1-R_080821A			08/21/08 14:53	
Alkalinity, Total as CaCO ₃	264	mg/L	5.0	98	80	120	0.8	10	
Method: A2510 B							Batch: 080822_1_COND-PROBE-W		
Sample ID: LCS_COND-1_080822	Laboratory Control Sample				Run: BAL-7-R_080822A			08/22/08 11:38	
Conductivity @ 25 C	1410	umhos/cm	5.0	100	90	110			
Sample ID: LCS1-1_080822	Laboratory Control Sample				Run: BAL-7-R_080822A			08/22/08 11:40	
Conductivity @ 25 C	162	umhos/cm	5.0	108	90	110			
Sample ID: LCS2-1_080822	Laboratory Control Sample				Run: BAL-7-R_080822A			08/22/08 11:41	
Conductivity @ 25 C	5010	umhos/cm	5.0	100	90	110			
Sample ID: MBLK-1_080822	Method Blank				Run: BAL-7-R_080822A			08/22/08 11:42	
Conductivity @ 25 C	ND	umhos/cm	5						
Sample ID: R08080332-002ADUP	Sample Duplicate				Run: BAL-7-R_080822A			08/22/08 11:59	
Conductivity @ 25 C	3060	umhos/cm	5.0				4.7	10	
Method: A2540 C							Batch: 080825A-SLDS-TDS-W		
Sample ID: LCS1_080825A	Laboratory Control Sample				Run: BAL-4-R_080825B			08/25/08 15:44	
Solids, Total Dissolved TDS @ 180 C	210	mg/L	5.0	103	90	110			
Sample ID: MBLK1_080825A	Method Blank				Run: BAL-4-R_080825B			08/25/08 15:46	
Solids, Total Dissolved TDS @ 180 C	ND	mg/L	3						
Sample ID: R08080332-005AMS	Sample Matrix Spike				Run: BAL-4-R_080825B			08/25/08 16:04	
Solids, Total Dissolved TDS @ 180 C	1100	mg/L	5.0	112	80	120			
Sample ID: R08080332-005AMSD	Sample Matrix Spike Duplicate				Run: BAL-4-R_080825B			08/25/08 16:05	
Solids, Total Dissolved TDS @ 180 C	1100	mg/L	5.0	111	80	120	0.2	10	
Method: A2580 B							Batch: 080825-ORP-ISE-W		
Sample ID: LCS	Laboratory Control Sample				Run: PH_COND1-R_080825A			08/25/08 00:00	
Oxidation-Reduction Potential	470	mV		98	95	105			
Sample ID: R08080332-005F	Sample Duplicate				Run: PH_COND1-R_080825A			08/25/08 00:00	
Oxidation-Reduction Potential	210	mV					0.5	10	

Qualifiers:

RL - Analyte reporting limit.

ND - Not detected at the reporting limit.



QA/QC Summary Report

Client: RESPEC Inc

Project: Edgemont

Report Date: 11/14/08

Work Order: R08080332

Analyte	Result	Units	RL	%REC	Low Limit	High Limit	RPD	RPDLimit	Qual
Method: A3114 B							Batch: C_SE3114-080901A		
Sample ID: MBLK	Method Blank					Run: SUB-C106784			09/01/08 11:25
Selenium	0.0008	mg/L	6E-05						
Sample ID: C08081048-003AMS	Sample Matrix Spike					Run: SUB-C106784			09/01/08 11:46
Selenium	0.071	mg/L	0.0010	81	85	115			S
Sample ID: C08081048-003AMSD	Sample Matrix Spike Duplicate					Run: SUB-C106784			09/01/08 11:48
Selenium	0.073	mg/L	0.0010	86	85	115	3.5	15	
Sample ID: 288-92-2	Laboratory Control Sample					Run: SUB-C106784			09/01/08 11:50
Selenium	0.050	mg/L	0.0010	99	90	110			
Sample ID: R08080332-009E	Sample Matrix Spike					Run: SUB-C106784			09/01/08 12:17
Selenium	0.042	mg/L	0.0010	84	85	115			S
Sample ID: R08080332-009E	Sample Matrix Spike Duplicate					Run: SUB-C106784			09/01/08 12:19
Selenium	0.044	mg/L	0.0010	88	85	115	4.5	15	
Method: A3114 B							Batch: C_SEIV3114-080831A		
Sample ID: MBLK	Method Blank					Run: SUB-C106776			08/31/08 15:53
Selenium-IV	0.0005	mg/L	6E-05						
Sample ID: C08081048-003AMS	Sample Matrix Spike					Run: SUB-C106776			08/31/08 16:12
Selenium-IV	0.052	mg/L	0.0010	87	85	115			
Sample ID: C08081048-003AMSD	Sample Matrix Spike Duplicate					Run: SUB-C106776			08/31/08 16:20
Selenium-IV	0.056	mg/L	0.0010	96	85	115	7.7	10	
Sample ID: 288-92-2	Laboratory Control Sample					Run: SUB-C106776			08/31/08 16:22
Selenium-IV	0.050	mg/L	0.0010	100	90	110			
Sample ID: R08080332-009E	Sample Matrix Spike					Run: SUB-C106776			08/31/08 16:49
Selenium-IV	0.045	mg/L	0.0010	89	85	115			
Sample ID: R08080332-009E	Sample Matrix Spike Duplicate					Run: SUB-C106776			08/31/08 16:52
Selenium-IV	0.046	mg/L	0.0010	92	85	115	2.5	10	
Method: A4500-H B							Batch: 080822_1_PH-W		
Sample ID: LCS_pH-1_080822	Laboratory Control Sample					Run: BAL-7-R_080822B			08/22/08 13:46
pH	6.87	s.u.	0.010	100	98.55	101.45			
Sample ID: R08080332-003ADUP	Sample Duplicate					Run: BAL-7-R_080822B			08/22/08 14:07
pH	7.83	s.u.	0.010				0.1	1.25	
Sample ID: R08080332-009ADUP	Sample Duplicate					Run: BAL-7-R_080822B			08/22/08 14:23
pH	5.37	s.u.	0.010				0.4	1.25	

Qualifiers:

RL - Analyte reporting limit.

ND - Not detected at the reporting limit.

S - Spike recovery outside of advisory limits.



QA/QC Summary Report

Client: RESPEC Inc

Project: Edgemont

Report Date: 11/14/08

Work Order: R08080332

Analyte	Result	Units	RL	%REC	Low Limit	High Limit	RPD	RPDLimit	Qual
Method: A4500-NH3 G					Batch: A2008-08-21_2_NH3_01				
Sample ID: MBLK-2	Method Blank					Run: TECHAA2-R_080821A			08/21/08 14:35
Nitrogen, Ammonia as N	ND	mg/L	0.01						
Sample ID: LFB-3	Laboratory Fortified Blank					Run: TECHAA2-R_080821A			08/21/08 14:36
Nitrogen, Ammonia as N	0.26	mg/L	0.10	104	90	110			
Sample ID: LFB-4	Laboratory Fortified Blank					Run: TECHAA2-R_080821A			08/21/08 14:37
Nitrogen, Ammonia as N	0.25	mg/L	0.10	101	90	110			
Sample ID: R08080332-003BMS	Sample Matrix Spike					Run: TECHAA2-R_080821A			08/21/08 18:34
Nitrogen, Ammonia as N	0.26	mg/L	0.10	93	80	120			
Sample ID: R08080332-003BMSD	Sample Matrix Spike Duplicate					Run: TECHAA2-R_080821A			08/21/08 18:35
Nitrogen, Ammonia as N	0.26	mg/L	0.10	92	80	120	0.8	10	
Method: D5072-92					Batch: C_R106600				
Sample ID: MB-R106600	Method Blank					Run: SUB-C106600			08/25/08 17:46
Radon 222	40	pCi/L							U
Sample ID: LCS-R106600	Laboratory Control Sample					Run: SUB-C106600			08/25/08 17:46
Radon 222	300	pCi/L	100	85	70	130			
Sample ID: R08080332-003G	Sample Duplicate					Run: SUB-C106600			08/25/08 17:46
Radon 222	1460	pCi/L	100				6.4	30	

Qualifiers:

RL - Analyte reporting limit.

ND - Not detected at the reporting limit.

U - Not detected at minimum detectable concentration



QA/QC Summary Report

Client: RESPEC Inc

Project: Edgemont

Report Date: 11/14/08

Work Order: R08080332

Analyte	Result	Units	RL	%REC	Low Limit	High Limit	RPD	RPDLimit	Qual
Method: E200.7							Batch: C_19595		
Sample ID: MB-19595	Method Blank		Run: SUB-C106856				09/03/08 02:17		
Barium	ND	mg/L	0.006						
Boron	ND	mg/L	0.01						
Chromium	ND	mg/L	0.004						
Copper	ND	mg/L	0.005						
Iron	ND	mg/L	0.009						
Manganese	ND	mg/L	0.0003						
Molybdenum	ND	mg/L	0.007						
Nickel	ND	mg/L	0.005						
Strontium	ND	mg/L	0.0004						
Zinc	ND	mg/L	0.001						
Sample ID: LCS3-19595	Laboratory Control Sample		Run: SUB-C106856				09/03/08 02:21		
Barium	0.509	mg/L	0.10	102	85	115			
Boron	0.520	mg/L	0.10	104	85	115			
Chromium	0.520	mg/L	0.050	104	85	115			
Copper	0.518	mg/L	0.010	104	85	115			
Iron	2.75	mg/L	0.030	110	85	115			
Manganese	2.58	mg/L	0.010	103	85	115			
Molybdenum	0.508	mg/L	0.10	102	85	115			
Nickel	0.523	mg/L	0.050	105	85	115			
Strontium	0.487	mg/L	0.10	97	85	115			
Zinc	0.522	mg/L	0.010	104	85	115			
Sample ID: C08080990-003CMS3	Sample Matrix Spike		Run: SUB-C106856				09/03/08 02:41		
Barium	0.678	mg/L	0.10	100	70	130			
Boron	0.608	mg/L	0.10	105	70	130			
Chromium	0.524	mg/L	0.050	105	70	130			
Copper	0.522	mg/L	0.010	104	70	130			
Iron	4.25	mg/L	0.030	83	70	130			
Manganese	2.61	mg/L	0.010	102	70	130			
Molybdenum	0.520	mg/L	0.10	104	70	130			
Nickel	0.520	mg/L	0.050	104	70	130			
Strontium	0.968	mg/L	0.10	100	70	130			
Zinc	0.531	mg/L	0.010	102	70	130			
Sample ID: C08080990-003CMSD3	Sample Matrix Spike Duplicate		Run: SUB-C106856				09/03/08 02:45		
Barium	0.702	mg/L	0.10	105	70	130	3.5	20	
Boron	0.625	mg/L	0.10	108	70	130	2.8	20	
Chromium	0.531	mg/L	0.050	106	70	130	1.3	20	
Copper	0.530	mg/L	0.010	106	70	130	1.5	20	
Iron	4.47	mg/L	0.030	92	70	130	5.2	20	
Manganese	2.65	mg/L	0.010	104	70	130	1.6	20	
Molybdenum	0.532	mg/L	0.10	106	70	130	2.3	20	
Nickel	0.523	mg/L	0.050	105	70	130	0.6	20	

Qualifiers:

RL - Analyte reporting limit.

ND - Not detected at the reporting limit.



QA/QC Summary Report

Client: RESPEC Inc

Report Date: 11/14/08

Project: Edgemont

Work Order: R08080332

Analyte	Result	Units	RL	%REC	Low Limit	High Limit	RPD	RPDLimit	Qual
Method: E200.7							Batch: C_19595		
Sample ID: C08080990-003CMSD3		Sample Matrix Spike Duplicate			Run: SUB-C106856			09/03/08 02:45	
Strontium	0.962	mg/L	0.10	98	70	130	0.6	20	
Zinc	0.546	mg/L	0.010	105	70	130	2.8	20	

Qualifiers:

RL - Analyte reporting limit.

ND - Not detected at the reporting limit.



QA/QC Summary Report

Client: RESPEC Inc

Project: Edgemont

Report Date: 11/14/08

Work Order: R08080332

Analyte	Result	Units	RL	%REC	Low Limit	High Limit	RPD	RPDLimit	Qual
Method: E200.7							Batch: C_R106856		
Sample ID: MB-080902A	Method Blank		Run: SUB-C106856				09/02/08 14:38		
Silica	ND	mg/L	0.02						
Aluminum	ND	mg/L	0.004						
Barium	ND	mg/L	0.006						
Boron	ND	mg/L	0.008						
Cadmium	ND	mg/L	0.0008						
Calcium	ND	mg/L	0.1						
Chromium	ND	mg/L	0.002						
Copper	ND	mg/L	0.005						
Iron	0.005	mg/L	0.005						
Magnesium	ND	mg/L	0.04						
Manganese	ND	mg/L	0.0003						
Molybdenum	ND	mg/L	0.003						
Nickel	ND	mg/L	0.004						
Potassium	ND	mg/L	0.02						
Sodium	ND	mg/L	0.8						
Strontium	ND	mg/L	0.0002						
Vanadium	0.03	mg/L	0.003						
Zinc	ND	mg/L	0.002						
Sample ID: LFB-080902A	Laboratory Fortified Blank		Run: SUB-C106856				09/02/08 14:42		
Silica	0.38	mg/L	0.10	96	85	125			
Aluminum	1.00	mg/L	0.10	100	85	125			
Barium	1.0	mg/L	0.10	101	85	125			
Boron	0.96	mg/L	0.10	96	85	125			
Cadmium	1.0	mg/L	0.010	101	85	125			
Calcium	54	mg/L	0.50	107	85	125			
Chromium	1.0	mg/L	0.050	103	85	125			
Copper	1.0	mg/L	0.010	103	85	125			
Iron	1.1	mg/L	0.030	106	85	125			
Magnesium	53	mg/L	0.50	107	85	125			
Manganese	1.0	mg/L	0.010	102	85	125			
Molybdenum	1.00	mg/L	0.10	100	85	125			
Nickel	1.0	mg/L	0.050	102	85	125			
Potassium	45	mg/L	0.50	91	85	125			
Sodium	50	mg/L	0.77	100	85	125			
Strontium	1.0	mg/L	0.10	102	85	125			
Vanadium	1.1	mg/L	0.10	109	85	125			
Zinc	1.0	mg/L	0.010	103	85	125			
Sample ID: C08081029-002CMS2	Sample Matrix Spike		Run: SUB-C106856				09/02/08 17:49		
Aluminum	2.06	mg/L	0.10	102	70	130			
Barium	2.10	mg/L	0.10	104	70	130			
Boron	2.27	mg/L	0.10	105	70	130			

Qualifiers:

RL - Analyte reporting limit.

ND - Not detected at the reporting limit.



QA/QC Summary Report

Client: RESPEC Inc

Project: Edgemont

Report Date: 11/14/08

Work Order: R08080332

Analyte	Result	Units	RL	%REC	Low Limit	High Limit	RPD	RPDLimit	Qual
Method: E200.7							Batch: C_R106856		
Sample ID: C08081029-002CMS2	Sample Matrix Spike			Run: SUB-C106856			09/02/08 17:49		
Cadmium	2.09	mg/L	0.010	104	70	130			
Chromium	2.11	mg/L	0.050	106	70	130			
Copper	2.10	mg/L	0.010	105	70	130			
Iron	24.2	mg/L	0.030		70	130			A
Manganese	3.64	mg/L	0.010	101	70	130			
Molybdenum	2.05	mg/L	0.10	102	70	130			
Nickel	2.07	mg/L	0.050	104	70	130			
Strontium	9.22	mg/L	0.10	98	70	130			
Vanadium	2.03	mg/L	0.10	102	70	130			
Zinc	2.11	mg/L	0.010	105	70	130			
Calcium	580	mg/L	1.0		70	130			A
Magnesium	252	mg/L	1.0	105	70	130			
Potassium	114	mg/L	1.0	93	70	130			
Silica	2.77	mg/L	0.10	67	70	130			S
Sodium	278	mg/L	1.5	106	70	130			
Sample ID: C08081029-002CMSD2	Sample Matrix Spike Duplicate			Run: SUB-C106856			09/02/08 17:53		
Aluminum	2.05	mg/L	0.10	101	70	130	0.7	20	
Barium	2.09	mg/L	0.10	104	70	130	0.4	20	
Boron	2.27	mg/L	0.10	105	70	130	0	20	
Cadmium	2.02	mg/L	0.010	101	70	130	3.1	20	
Chromium	2.10	mg/L	0.050	105	70	130	0.7	20	
Copper	2.08	mg/L	0.010	104	70	130	0.9	20	
Iron	23.6	mg/L	0.030		70	130	2.3	20	A
Manganese	3.57	mg/L	0.010	98	70	130	1.8	20	
Molybdenum	2.07	mg/L	0.10	103	70	130	0.8	20	
Nickel	2.05	mg/L	0.050	102	70	130	1.2	20	
Strontium	9.00	mg/L	0.10	87	70	130	2.4	20	
Vanadium	2.03	mg/L	0.10	101	70	130	0.2	20	
Zinc	2.11	mg/L	0.010	105	70	130	0	20	
Calcium	569	mg/L	1.0		70	130	2	20	A
Magnesium	247	mg/L	1.0	101	70	130	1.7	20	
Potassium	113	mg/L	1.0	91	70	130	1.1	20	
Silica	2.80	mg/L	0.10	71	70	130	1	20	
Sodium	278	mg/L	1.5	106	70	130	0	20	
Sample ID: R08080332-001C	Sample Matrix Spike			Run: SUB-C106856			09/02/08 16:00		
Aluminum	2.05	mg/L	0.10	102	70	130			
Barium	2.03	mg/L	0.10	101	70	130			
Boron	1.97	mg/L	0.10	98	70	130			
Cadmium	2.04	mg/L	0.010	102	70	130			
Chromium	2.06	mg/L	0.050	103	70	130			
Copper	2.05	mg/L	0.010	102	70	130			

Qualifiers:

RL - Analyte reporting limit.

ND - Not detected at the reporting limit.

A - The analyte level was greater than four times the spike level. In accordance with the method % recovery is not calculated.

S - Spike recovery outside of advisory limits.



QA/QC Summary Report

Client: RESPEC Inc

Project: Edgemont

Report Date: 11/14/08

Work Order: R08080332

Analyte	Result	Units	RL	%REC	Low Limit	High Limit	RPD	RPDLimit	Qual
Method: E200.7							Batch: C_R106856		
Sample ID: R08080332-001C	Sample Matrix Spike		Run: SUB-C106856				09/02/08 16:00		
Iron	2.14	mg/L	0.030	105	70	130			
Manganese	2.10	mg/L	0.010	103	70	130			
Molybdenum	1.98	mg/L	0.10	99	70	130			
Nickel	2.05	mg/L	0.050	103	70	130			
Strontium	3.22	mg/L	0.10	100	70	130			
Vanadium	2.17	mg/L	0.10	109	70	130			
Zinc	2.08	mg/L	0.010	104	70	130			
Calcium	157	mg/L	1.0	106	70	130			
Magnesium	129	mg/L	1.0	107	70	130			
Potassium	102	mg/L	1.0	90	70	130			
Silica	4.85	mg/L	0.10		70	130			A
Sodium	300	mg/L	1.5	104	70	130			
Silicon	2.27	mg/L	0.047	113	70	130			
Sample ID: R08080332-001C	Sample Matrix Spike Duplicate		Run: SUB-C106856				09/02/08 16:04		
Aluminum	2.09	mg/L	0.10	105	70	130	2.1	20	
Barium	2.05	mg/L	0.10	102	70	130	0.7	20	
Boron	2.02	mg/L	0.10	101	70	130	2.8	20	
Cadmium	2.03	mg/L	0.010	102	70	130	0.4	20	
Chromium	2.11	mg/L	0.050	105	70	130	2	20	
Copper	2.10	mg/L	0.010	105	70	130	2.4	20	
Iron	2.20	mg/L	0.030	108	70	130	2.8	20	
Manganese	2.13	mg/L	0.010	104	70	130	1.3	20	
Molybdenum	2.02	mg/L	0.10	101	70	130	1.9	20	
Nickel	2.07	mg/L	0.050	104	70	130	1	20	
Strontium	3.29	mg/L	0.10	104	70	130	2.4	20	
Vanadium	2.22	mg/L	0.10	111	70	130	2	20	
Zinc	2.11	mg/L	0.010	105	70	130	1.4	20	
Calcium	162	mg/L	1.0	110	70	130	2.8	20	
Magnesium	132	mg/L	1.0	110	70	130	2.5	20	
Potassium	101	mg/L	1.0	89	70	130	1.2	20	
Silica	4.93	mg/L	0.10		70	130	1.5	20	A
Sodium	294	mg/L	1.5	98	70	130	2.1	20	
Silicon	2.30	mg/L	0.047	115	70	130	1.5	20	
Method: E200.7_8							Batch: C_19720		
Sample ID: MB-19720	Method Blank		Run: SUB-C107379				09/10/08 23:44		
Uranium	2E-07	mg/L							
Sample ID: LCS1-19720	Laboratory Control Sample		Run: SUB-C107379				09/10/08 23:48		
Uranium	5.46E-05	mg/L	0.00030	103	80	120			

Qualifiers:

RL - Analyte reporting limit.

A - The analyte level was greater than four times the spike level. In accordance with the method % recovery is not calculated.

ND - Not detected at the reporting limit.



QA/QC Summary Report

Client: RESPEC Inc

Project: Edgemont

Report Date: 11/14/08

Work Order: R08080332

Analyte	Result	Units	RL	%REC	Low Limit	High Limit	RPD	RPDLimit	Qual
Method: E200.8							Batch: C_19595		
Sample ID: MB-19595	Method Blank			Run: SUB-C106973			09/03/08 22:42		
Antimony	ND	mg/L	0.0003						
Arsenic	0.007	mg/L							
Beryllium	ND	mg/L	0.0003						
Cadmium	ND	mg/L	4E-05						
Lead	ND	mg/L	5E-05						
Selenium	ND	mg/L	0.0003						
Silver	ND	mg/L	0.002						
Thallium	ND	mg/L	0.0001						
Uranium	ND	mg/L	5E-05						
Sample ID: LCS3-19595	Laboratory Control Sample			Run: SUB-C106973			09/03/08 22:48		
Antimony	0.543	mg/L	0.050	109	85	115			
Arsenic	0.535	mg/L	0.0010	106	85	115			
Beryllium	0.261	mg/L	0.010	104	85	115			
Cadmium	0.273	mg/L	0.010	109	85	115			
Lead	0.509	mg/L	0.050	102	85	115			
Selenium	0.528	mg/L	0.0032	106	85	115			
Silver	0.0495	mg/L	0.016	99	85	115			
Thallium	0.502	mg/L	0.10	100	85	115			
Uranium	0.498	mg/L	0.00048	100	85	115			
Sample ID: C08080990-003CMS3	Sample Matrix Spike			Run: SUB-C106973			09/04/08 00:44		
Antimony	0.521	mg/L	0.050	104	70	130			
Arsenic	0.519	mg/L	0.0010	101	70	130			
Beryllium	0.251	mg/L	0.010	100	70	130			
Cadmium	0.262	mg/L	0.010	105	70	130			
Lead	0.493	mg/L	0.050	98	70	130			
Selenium	0.506	mg/L	0.0032	101	70	130			
Silver	0.0475	mg/L	0.016	95	70	130			
Thallium	0.483	mg/L	0.10	97	70	130			
Uranium	0.486	mg/L	0.00048	96	70	130			
Sample ID: C08080990-003CMSD3	Sample Matrix Spike Duplicate			Run: SUB-C106973			09/04/08 00:51		
Antimony	0.516	mg/L	0.050	103	70	130	0.8	20	
Arsenic	0.552	mg/L	0.0010	108	70	130	6.1	20	
Beryllium	0.251	mg/L	0.010	101	70	130	0.3	20	
Cadmium	0.260	mg/L	0.010	104	70	130	0.9	20	
Lead	0.485	mg/L	0.050	96	70	130	1.7	20	
Selenium	0.553	mg/L	0.0032	111	70	130	8.9	20	
Silver	0.0490	mg/L	0.016	98	70	130	3.1	20	
Thallium	0.485	mg/L	0.10	97	70	130	0.2	20	
Uranium	0.479	mg/L	0.00048	95	70	130	1.6	20	

Qualifiers:

RL - Analyte reporting limit.

ND - Not detected at the reporting limit.



QA/QC Summary Report

Client: RESPEC Inc

Project: Edgemont

Report Date: 11/14/08

Work Order: R08080332

Analyte	Result	Units	RL	%REC	Low Limit	High Limit	RPD	RPDLimit	Qual
Method: E200.8							Batch: C_19595		
Sample ID: MB-19595	Method Blank		Run: SUB-C109482				10/18/08 14:16		
Arsenic	0.003	mg/L	5E-05						
Lead	ND	mg/L	5E-05						
Selenium	0.0007	mg/L	0.0002						
Uranium	ND	mg/L	3E-05						
Method: E200.8							Batch: C_19720		
Sample ID: C08081244-005CMS4	Post Digestion Spike		Run: SUB-C107379				09/11/08 02:12		
Uranium	0.0135	mg/L	0.00030	101	70	130			
Sample ID: C08081244-005CMSD4	Post Digestion Spike Duplicate		Run: SUB-C107379				09/11/08 02:16		
Uranium	0.0135	mg/L	0.00030	101	70	130	0.2	20	

Qualifiers:

RL - Analyte reporting limit.

ND - Not detected at the reporting limit.



QA/QC Summary Report

Client: RESPEC Inc

Project: Edgemont

Report Date: 11/14/08

Work Order: R08080332

Analyte	Result	Units	RL	%REC	Low Limit	High Limit	RPD	RPDLimit	Qual
Method: E200.8							Batch: C_R106973		
Sample ID: LRB	Method Blank		Run: SUB-C106973				09/03/08 13:38		
Antimony	0.0001	mg/L	4E-06						
Arsenic	ND	mg/L	4E-05						
Beryllium	ND	mg/L	4E-06						
Cadmium	ND	mg/L	3E-06						
Copper	ND	mg/L	3E-05						
Lead	ND	mg/L	3E-06						
Mercury	ND	mg/L	1E-05						
Selenium	ND	mg/L	0.0001						
Thallium	ND	mg/L	4E-06						
Uranium	3E-06	mg/L	2E-06						
Vanadium	ND	mg/L	3E-05						
Sample ID: LFB	Laboratory Fortified Blank		Run: SUB-C106973				09/03/08 13:45		
Antimony	0.0553	mg/L	0.0010	110	85	115			
Arsenic	0.0552	mg/L	0.0010	110	85	115			
Beryllium	0.0539	mg/L	0.0010	108	85	115			
Cadmium	0.0553	mg/L	0.0010	111	85	115			
Copper	0.0559	mg/L	0.0010	112	85	115			
Lead	0.0547	mg/L	0.0010	109	85	115			
Mercury	0.00540	mg/L	0.0010	108	85	115			
Selenium	0.0559	mg/L	0.0010	112	85	115			
Thallium	0.0518	mg/L	0.0010	104	85	115			
Uranium	0.0530	mg/L	0.00030	106	85	115			
Vanadium	0.0540	mg/L	0.0010	108	85	115			
Sample ID: R08080332-009D	Post Digestion Spike		Run: SUB-C106973				09/04/08 05:22		
Antimony	0.0539	mg/L	0.050	108	70	130			
Arsenic	0.0549	mg/L	0.0010	110	70	130			
Beryllium	0.0565	mg/L	0.010	113	70	130			
Cadmium	0.0545	mg/L	0.010	109	70	130			
Copper	0.0544	mg/L	0.010	109	70	130			
Lead	0.0515	mg/L	0.050	103	70	130			
Mercury	0.00532	mg/L	0.0010	106	70	130			
Selenium	0.0590	mg/L	0.0010	118	70	130			
Thallium	0.0508	mg/L	0.10	102	70	130			
Uranium	0.0467	mg/L	0.00030	93	70	130			
Vanadium	0.0528	mg/L	0.10	106	70	130			
Sample ID: R08080332-009D	Post Digestion Spike Duplicate		Run: SUB-C106973				09/04/08 05:57		
Antimony	0.0538	mg/L	0.050	108	70	130	0.1	20	
Arsenic	0.0544	mg/L	0.0010	109	70	130	0.9	20	
Beryllium	0.0582	mg/L	0.010	116	70	130	2.9	20	
Cadmium	0.0546	mg/L	0.010	109	70	130	0.3	20	
Copper	0.0549	mg/L	0.010	110	70	130	1	20	

Qualifiers:

RL - Analyte reporting limit.

ND - Not detected at the reporting limit.



QA/QC Summary Report

Client: RESPEC Inc

Project: Edgemont

Report Date: 11/14/08

Work Order: R08080332

Analyte	Result	Units	RL	%REC	Low Limit	High Limit	RPD	RPDLimit	Qual
Method: E200.8							Batch: C_R106973		
Sample ID: R08080332-009D	Post Digestion Spike Duplicate			Run: SUB-C106973			09/04/08 05:57		
Lead	0.0516	mg/L	0.050	103	70	130	0.1	20	
Mercury	0.00537	mg/L	0.0010	107	70	130	0.9	20	
Selenium	0.0605	mg/L	0.0010	121	70	130	2.5	20	
Thallium	0.0507	mg/L	0.10	101	70	130	0	20	
Uranium	0.0467	mg/L	0.00030	93	70	130	0	20	
Vanadium	0.0535	mg/L	0.10	107	70	130	0	20	
Method: E200.8							Batch: C_R107055		
Sample ID: LRB	Method Blank			Run: SUB-C107055			09/04/08 14:04		
Silver	2E-05	mg/L	7E-06						
Sample ID: LFB	Laboratory Fortified Blank			Run: SUB-C107055			09/04/08 14:11		
Silver	0.0202	mg/L	0.0010	101	85	115			
Sample ID: R08080332-009D	Post Digestion Spike			Run: SUB-C107055			09/04/08 19:03		
Silver	0.0177	mg/L	0.010	89	70	130			
Thorium 232	0.0496	mg/L	0.0010	99	70	130			
Sample ID: R08080332-009D	Post Digestion Spike Duplicate			Run: SUB-C107055			09/04/08 19:10		
Silver	0.0169	mg/L	0.010	85	70	130	4.8	20	
Thorium 232	0.0504	mg/L	0.0010	101	70	130	1.7	20	
Sample ID: C08080940-001BMS4	Post Digestion Spike			Run: SUB-C107055			09/05/08 02:45		
Silver	0.0152	mg/L	0.010	76	70	130			
Thorium 232	0.0541	mg/L	0.0010	108	70	130			
Sample ID: C08080940-001BMSD4	Post Digestion Spike Duplicate			Run: SUB-C107055			09/05/08 02:52		
Silver	0.0176	mg/L	0.010	88	70	130	15	20	
Thorium 232	0.0540	mg/L	0.0010	108	70	130	0.2	20	
Sample ID: LRB	Method Blank			Run: SUB-C107055			09/04/08 14:04		
Thorium 232	ND	mg/L	9E-06						
Sample ID: LFB	Laboratory Fortified Blank			Run: SUB-C107055			09/04/08 14:11		
Thorium 232	0.0486	mg/L	0.0010	97	85	115			

Qualifiers:

RL - Analyte reporting limit.

ND - Not detected at the reporting limit.



QA/QC Summary Report

Client: RESPEC Inc

Project: Edgemont

Report Date: 11/14/08

Work Order: R08080332

Analyte	Result	Units	RL	%REC	Low Limit	High Limit	RPD	RPDLimit	Qual
Method: E200.8							Batch: C_R109913		
Sample ID: LRB	Method Blank					Run: SUB-C109913			10/27/08 12:28
Arsenic	ND	mg/L	6E-05						
Sample ID: LFB	Laboratory Fortified Blank					Run: SUB-C109913			10/27/08 12:33
Arsenic	0.0513	mg/L	0.0010	103	85	115			
Sample ID: C08090704-001DMS4	Post Digestion Spike					Run: SUB-C109913			10/27/08 13:58
Arsenic	0.0525	mg/L	0.0010	101	70	130			
Sample ID: C08090704-001DMSD4	Post Digestion Spike Duplicate					Run: SUB-C109913			10/27/08 14:04
Arsenic	0.0521	mg/L	0.0010	100	70	130	0.7	20	
Method: E200.8							Batch: C_R109991		
Sample ID: LRB	Method Blank					Run: SUB-C109991			10/28/08 12:02
Arsenic	0.0001	mg/L	6E-05						
Sample ID: LFB	Laboratory Fortified Blank					Run: SUB-C109991			10/28/08 12:08
Arsenic	0.0516	mg/L	0.0010	103	85	115			
Sample ID: C08100151-026BMS4	Post Digestion Spike					Run: SUB-C109991			10/28/08 19:35
Arsenic	0.502	mg/L	0.0010	100	70	130			
Sample ID: C08100151-026BMSD4	Post Digestion Spike Duplicate					Run: SUB-C109991			10/28/08 19:40
Arsenic	0.496	mg/L	0.0010	99	70	130	1.1	20	
Method: E245.1							Batch: B_34292		
Sample ID: MB-34292	Method Blank					Run: SUB-B116583			08/28/08 07:30
Mercury	ND	mg/L	5E-05						
Sample ID: LFB-34292	Laboratory Fortified Blank					Run: SUB-B116583			08/28/08 07:35
Mercury	0.0019	mg/L	0.0010	94	85	115			
Sample ID: B08082232-005FMS	Sample Matrix Spike					Run: SUB-B116583			08/28/08 08:41
Mercury	0.0017	mg/L	0.0010	87	70	130			
Sample ID: B08082232-005FMSD	Sample Matrix Spike Duplicate					Run: SUB-B116583			08/28/08 08:44
Mercury	0.0020	mg/L	0.0010	99	70	130	12	30	
Sample ID: R08080295-006F	Sample Matrix Spike					Run: SUB-B116583			08/28/08 07:40
Mercury	0.0022	mg/L	0.0010	111	70	130			
Sample ID: R08080295-006F	Sample Matrix Spike Duplicate					Run: SUB-B116583			08/28/08 07:42
Mercury	0.0024	mg/L	0.0010	118	70	130	5.7	30	

Qualifiers:

RL - Analyte reporting limit.

ND - Not detected at the reporting limit.



QA/QC Summary Report

Client: RESPEC Inc

Project: Edgemont

Report Date: 11/14/08

Work Order: R08080332

Analyte	Result	Units	RL	%REC	Low Limit	High Limit	RPD	RPDLimit	Qual
Method: E245.1							Batch: B_34345		
Sample ID: MB-34345	Method Blank				Run: SUB-B116687		08/29/08 13:08		
Mercury	ND	mg/L	5E-05						
Sample ID: LFB-34345	Laboratory Fortified Blank				Run: SUB-B116687		08/29/08 13:10		
Mercury	0.0019	mg/L	0.0010	97	85	115			
Sample ID: B08082181-001BMS	Sample Matrix Spike				Run: SUB-B116687		08/29/08 13:14		
Mercury	0.0019	mg/L	0.00020	97	70	130			
Sample ID: B08082181-001BMSD	Sample Matrix Spike Duplicate				Run: SUB-B116687		08/29/08 13:17		
Mercury	0.0018	mg/L	0.00020	90	70	130	6.9	10	
Method: E245.1							Analytical Run: SUB-B116583		
Sample ID: QCS	Initial Calibration Verification Standard						08/28/08 07:20		
Mercury	0.0020	mg/L	0.0010	98	90	110			
Method: E245.1							Analytical Run: SUB-B116687		
Sample ID: QCS	Initial Calibration Verification Standard						08/29/08 12:51		
Mercury	0.0019	mg/L	0.0010	96	90	110			

Qualifiers:

RL - Analyte reporting limit.

ND - Not detected at the reporting limit.



QA/QC Summary Report

Client: RESPEC Inc

Project: Edgemont

Report Date: 11/14/08

Work Order: R08080332

Analyte	Result	Units	RL	%REC	Low Limit	High Limit	RPD	RPDLimit	Qual
Method: E300.0							Batch: R36997		
Sample ID: LFB0808223153-3	Laboratory Fortified Blank			Run: DIONEX_080822A			08/22/08 18:41		
Chloride	4.87	mg/L	0.50	97	90	110			
Fluoride	2.08	mg/L	0.10	104	90	110			
Nitrogen, Nitrate as N	2.39	mg/L	0.10	96	90	110			
Nitrogen, Nitrite as N	2.47	mg/L	0.10	99	90	110			
Sulfate	14.7	mg/L	1.0	98	90	110			
Sample ID: LFB0808223153-4	Laboratory Fortified Blank			Run: DIONEX_080822A			08/22/08 18:58		
Chloride	4.87	mg/L	0.50	97	90	110			
Fluoride	2.07	mg/L	0.10	103	90	110			
Nitrogen, Nitrate as N	2.37	mg/L	0.10	95	90	110			
Nitrogen, Nitrite as N	2.47	mg/L	0.10	99	90	110			
Sulfate	14.7	mg/L	1.0	98	90	110			
Sample ID: R08080332-001AMS	Sample Matrix Spike			Run: DIONEX_080822A			08/22/08 19:31		
Chloride	252	mg/L	5.4	90	80	120			
Fluoride	103	mg/L	0.56	98	80	120			
Nitrogen, Nitrate as N	118	mg/L	1.3	94	80	120			
Nitrogen, Nitrite as N	123	mg/L	2.9	98	80	120			
Sulfate	1100	mg/L	3.4	90	80	120			
Sample ID: R08080332-001AMSD	Sample Matrix Spike Duplicate			Run: DIONEX_080822A			08/22/08 19:47		
Chloride	256	mg/L	5.4	91	80	120	1.7	10	
Fluoride	105	mg/L	0.56	99	80	120	1.6	10	
Nitrogen, Nitrate as N	120	mg/L	1.3	96	80	120	1.3	10	
Nitrogen, Nitrite as N	124	mg/L	2.9	99	80	120	1.5	10	
Sulfate	1110	mg/L	3.4	92	80	120	0.9	10	
Sample ID: R08080332-005AMS	Sample Matrix Spike			Run: DIONEX_080822A			08/22/08 22:48		
Chloride	256	mg/L	5.4	92	80	120			
Fluoride	105	mg/L	0.56	101	80	120			
Nitrogen, Nitrate as N	120	mg/L	1.3	96	80	120			
Nitrogen, Nitrite as N	125	mg/L	2.9	100	80	120			
Sulfate	1170	mg/L	3.4	94	80	120			
Sample ID: R08080332-005AMSD	Sample Matrix Spike Duplicate			Run: DIONEX_080822A			08/22/08 23:04		
Chloride	256	mg/L	5.4	91	80	120	0.3	10	
Fluoride	105	mg/L	0.56	101	80	120	0	10	
Nitrogen, Nitrate as N	120	mg/L	1.3	96	80	120	0.1	10	
Nitrogen, Nitrite as N	124	mg/L	2.9	99	80	120	0.2	10	
Sulfate	1170	mg/L	3.4	93	80	120	0.6	10	
Sample ID: R08080332-009AMS	Sample Matrix Spike			Run: DIONEX_080822A			08/23/08 02:05		
Chloride	4.92	mg/L	0.50	91	80	120			
Fluoride	1.91	mg/L	0.10	90	80	120			

Qualifiers:

RL - Analyte reporting limit.

ND - Not detected at the reporting limit.



QA/QC Summary Report

Client: RESPEC Inc

Project: Edgemont

Report Date: 11/14/08

Work Order: R08080332

Analyte	Result	Units	RL	%REC	Low Limit	High Limit	RPD	RPDLimit	Qual
Method: E300.0							Batch: R36997		
Sample ID: R08080332-009AMS	Sample Matrix Spike				Run: DIONEX_080822A		08/23/08 02:05		
Nitrogen, Nitrate as N	2.40	mg/L	0.10	96	80	120			
Nitrogen, Nitrite as N	2.49	mg/L	0.10	100	80	120			
Sulfate	14.7	mg/L	1.0	90	80	120			
Sample ID: R08080332-009AMSD	Sample Matrix Spike Duplicate				Run: DIONEX_080822A		08/23/08 02:21		
Chloride	4.91	mg/L	0.50	91	80	120	0.2	10	
Fluoride	1.90	mg/L	0.10	89	80	120	0.5	10	
Nitrogen, Nitrate as N	2.39	mg/L	0.10	96	80	120	0.4	10	
Nitrogen, Nitrite as N	2.48	mg/L	0.10	99	80	120	0.4	10	
Sulfate	14.7	mg/L	1.0	90	80	120	0.2	10	
Method: E900.0							Batch: C_GrAB-0526		
Sample ID: MB-GrAB-0526	Method Blank				Run: SUB-C108200		09/25/08 02:03		
Gross Alpha	-0.4	pCi/L							U
Gross Beta	-1	pCi/L							U
Sample ID: UNAT-GrAB-0526	Laboratory Control Sample				Run: SUB-C108200		09/25/08 02:03		
Gross Alpha	140	pCi/L		102	70	130			
Sample ID: R08080332-009H	Sample Matrix Spike				Run: SUB-C108200		09/25/08 02:03		
Gross Alpha	120	pCi/L		90	70	130			
Sample ID: R08080332-009H	Sample Matrix Spike Duplicate				Run: SUB-C108200		09/25/08 02:03		
Gross Alpha	150	pCi/L		110	70	130	20	15.7	R
- The RPD for the MSD is high. The individual spike recoveries are within range, the MB is acceptable, and the LCS is within range, therefore the batch is approved.									
Sample ID: Cs137-GrAB-0526	Laboratory Control Sample				Run: SUB-C108200		09/25/08 02:03		
Gross Beta	93	pCi/L		101	70	130			
Sample ID: R08080332-009H	Sample Matrix Spike				Run: SUB-C108200		09/25/08 14:09		
Gross Beta	73	pCi/L		82	70	130			
Sample ID: R08080332-009H	Sample Matrix Spike Duplicate				Run: SUB-C108200		09/25/08 14:09		
Gross Beta	97	pCi/L		107	70	130	28	16.3	R
- The RPD for the MSD is high. The individual spike recoveries are within range, the MB is acceptable, and the LCS is within range, therefore the batch is approved.									

Qualifiers:

RL - Analyte reporting limit.

R - RPD exceeds advisory limit.

ND - Not detected at the reporting limit.

U - Not detected at minimum detectable concentration



QA/QC Summary Report

Client: RESPEC Inc

Project: Edgemont

Report Date: 11/14/08

Work Order: R08080332

Analyte	Result	Units	RL	%REC	Low Limit	High Limit	RPD	RPDLimit	Qual
Method: E901.1							Batch: C_R106893		
Sample ID: R08080332-007H	Sample Duplicate					Run: SUB-C106893		08/29/08 12:32	
Gross Gamma	ND	pCi/L					0	30	U
Sample ID: R08080332-009H	Sample Duplicate					Run: SUB-C106893		08/29/08 12:32	
Bismuth 214	110	pCi/L	20				38	30	R
Sample ID: MB-R106893	Method Blank					Run: SUB-C106893		08/29/08 12:32	
Gross Gamma	ND	pCi/L							U
Sample ID: LCS-R106893	Laboratory Control Sample					Run: SUB-C106893		08/29/08 12:32	
Cesium 137	39000	pCi/L	20	95	70	130			
Cobalt 60	49000	pCi/L	20	99	70	130			
Method: E903.0							Batch: C_19720		
Sample ID: C08080968-001FMS	Sample Matrix Spike					Run: SUB-C107779		09/17/08 15:43	
Radium 226	140	pCi/L		96	70	130			
Sample ID: C08080968-001FMSD	Sample Matrix Spike Duplicate					Run: SUB-C107779		09/17/08 15:43	
Radium 226	150	pCi/L		98	70	130	6.9	25.2	
Sample ID: LCS-19720	Laboratory Control Sample					Run: SUB-C107779		09/17/08 18:56	
Radium 226	74	pCi/L		96	70	130			
Sample ID: MB-19720	Method Blank					Run: SUB-C107779		09/17/08 18:56	
Radium 226	-0.4	pCi/L							U
Method: E903.0							Batch: C_RA226-3072		
Sample ID: C08081143-001EMS	Sample Matrix Spike					Run: SUB-C108014		09/21/08 10:44	
Radium 226	15	pCi/L		94	70	130			
Sample ID: C08081143-001EMSD	Sample Matrix Spike Duplicate					Run: SUB-C108014		09/21/08 12:14	
Radium 226	14	pCi/L		84	70	130	10	25.1	
Sample ID: MB-RA226-3072	Method Blank					Run: SUB-C108014		09/21/08 22:47	
Radium 226	-0.04	pCi/L							U
Sample ID: LCS-RA226-3072	Laboratory Control Sample					Run: SUB-C108014		09/22/08 00:18	
Radium 226	7.7	pCi/L		98	70	130			

Qualifiers:

RL - Analyte reporting limit.

R - RPD exceeds advisory limit.

ND - Not detected at the reporting limit.

U - Not detected at minimum detectable concentration



QA/QC Summary Report

Client: RESPEC Inc

Project: Edgemont

Report Date: 11/14/08

Work Order: R08080332

Analyte	Result	Units	RL	%REC	Low Limit	High Limit	RPD	RPDLimit	Qual
Method: E907.0							Batch: C_R108747		
Sample ID: R08080332-001I	Sample Matrix Spike				Run: SUB-C108747			09/28/08 13:33	
Thorium 230	21.4	pCi/L	0.20	95	70	130			
Sample ID: R08080332-001I	Sample Matrix Spike Duplicate				Run: SUB-C108747			09/28/08 13:33	
Thorium 230	25.8	pCi/L	0.20	111	70	130	19	40.7	
Sample ID: LCS-19720	Laboratory Control Sample				Run: SUB-C108747			09/29/08 13:22	
Thorium 230	47.0	pCi/L	0.20	102	70	130			
Sample ID: MB-19720	Method Blank				Run: SUB-C108747			09/29/08 13:22	
Thorium 230	0.6	pCi/L							U
Method: E907.0							Batch: C_RA-TH-ISO-0634		
Sample ID: LCS-RA-TH-ISO-0634	Laboratory Control Sample				Run: SUB-C108243			09/21/08 12:59	
Thorium 230	5.53	pCi/L	0.20	91	70	130			
Sample ID: R08080332-004H	Sample Matrix Spike				Run: SUB-C108243			09/21/08 12:59	
Thorium 230	11.2	pCi/L	0.20	92	70	130			
Sample ID: R08080332-004H	Sample Matrix Spike Duplicate				Run: SUB-C108243			09/21/08 12:59	
Thorium 230	10.8	pCi/L	0.20	88	70	130	4.4	40.6	
Sample ID: MB-RA-TH-ISO-0634	Method Blank				Run: SUB-C108243			09/22/08 08:48	
Thorium 230	0.01	pCi/L							U
Method: E909.0M							Batch: C_19720		
Sample ID: R08080332-009I	Sample Matrix Spike				Run: SUB-C108784			09/12/08 10:37	
Lead 210	240	pCi/L		89	70	130			
Sample ID: R08080332-009I	Sample Matrix Spike Duplicate				Run: SUB-C108784			09/12/08 10:37	
Lead 210	300	pCi/L		111	70	130	23	30	
Sample ID: MB-R108784	Method Blank				Run: SUB-C108784			09/12/08 10:37	
Lead 210	-6	pCi/L							U
Sample ID: LCS-R108784	Laboratory Control Sample				Run: SUB-C108784			09/12/08 10:37	
Lead 210	100	pCi/L		92	70	130			

Qualifiers:

RL - Analyte reporting limit.

ND - Not detected at the reporting limit.

U - Not detected at minimum detectable concentration



QA/QC Summary Report

Client: RESPEC Inc
Project: Edgemont

Report Date: 11/14/08
Work Order: R08080332

Analyte	Result	Units	RL	%REC	Low Limit	High Limit	RPD	RPDLimit	Qual
Method: E909.0M							Batch: C_R107511		
Sample ID: R08080332-005H	Sample Matrix Spike				Run: SUB-C107511			09/04/08 07:39	
Lead 210	410	pCi/L		70	70	130			
Sample ID: R08080332-005H	Sample Matrix Spike Duplicate				Run: SUB-C107511			09/04/08 07:39	
Lead 210	450	pCi/L		77	70	130	9.5	30	
Sample ID: MB-R107511	Method Blank				Run: SUB-C107511			09/04/08 07:39	
Lead 210	-3	pCi/L						U	
Sample ID: LCS-R107511	Laboratory Control Sample				Run: SUB-C107511			09/04/08 07:39	
Lead 210	86	pCi/L		76	70	130			
Method: RMO-3008							Batch: C_19720		
Sample ID: C08081029-005IMS	Sample Matrix Spike				Run: SUB-C108077			09/15/08 14:35	
Polonium 210	36	pCi/L	1.0	83	70	130			
Sample ID: C08081029-005IMSD	Sample Matrix Spike Duplicate				Run: SUB-C108077			09/15/08 14:35	
Polonium 210	48	pCi/L	1.0	111	70	130	29	30	
Sample ID: LCS-R108077	Laboratory Control Sample				Run: SUB-C108077			09/15/08 14:35	
Polonium 210	81	pCi/L	1.0	95	70	130			
Sample ID: MB-R108077	Method Blank				Run: SUB-C108077			09/15/08 14:35	
Polonium 210	0.9	pCi/L						U	
Method: RMO-3008							Batch: C_R107620		
Sample ID: C08081029-005HMS	Sample Matrix Spike				Run: SUB-C107620			09/03/08 19:15	
Polonium 210	79	pCi/L	1.0	93	70	130			
Sample ID: C08081029-005HMSD	Sample Matrix Spike Duplicate				Run: SUB-C107620			09/03/08 19:15	
Polonium 210	82	pCi/L	1.0	97	70	130	3.7	30	
Sample ID: LCS-R107620	Laboratory Control Sample				Run: SUB-C107620			09/03/08 19:15	
Polonium 210	44	pCi/L	1.0	102	70	130			
Sample ID: MB-R107620	Method Blank				Run: SUB-C107620			09/03/08 19:15	
Polonium 210	ND	pCi/L						U	

Qualifiers:

RL - Analyte reporting limit.

ND - Not detected at the reporting limit.

U - Not detected at minimum detectable concentration



ENERGY LABORATORIES, INC. • 2821 Plant Street • Rapid City, SD 57702 • www.energylab.com
Toll Free 888.672.1225 • Voice 605.342.1225 • Fax 605.342.1397 • rapid_city@energylab.com



Chain of Custody and Analytical Request Record

Page 1 of 1

PLEASE PRINT - Provide as much information as possible.

Company Name: RESPEC		Project Name, PWS, Permit, Etc. Power fed DE		Sample Origin State: SD	EPA/State Compliance: Yes <input type="checkbox"/> No <input type="checkbox"/>
Report Mail Address:		Contact Name: Cory Foreman		Phone/Fax: respec.com	Email: Eric.Krantz
Invoice Address:		Invoice Contact & Phone:		Purchase Order:	Quote/Bottle Order:
Special Report/Formats - ELI must be notified prior to sample submittal for the following:					
<input type="checkbox"/> DW <input type="checkbox"/> A2LA <input type="checkbox"/> EDD/EDT (Electronic Data) <input type="checkbox"/> GSA <input type="checkbox"/> POTW/WWTW <input type="checkbox"/> Format: _____ <input type="checkbox"/> State: _____ <input type="checkbox"/> LEVEL IV <input type="checkbox"/> Other: _____ <input type="checkbox"/> NELAC					
SAMPLE IDENTIFICATION (Name, Location, Interval, etc.)		Collection Date	Collection Time	MATRIX	ANALYSIS REQUESTED
1. Dew Burd GW 688		8/20/08	10:07	W	As per Quot
2. Dew Burd GW 680		8/20/08	10:23	W	
3. Dew Burd GW 622		8/20/08	12:59	W	
4. Dew Burd GW 615		8/20/08	13:26	W	
5. Dew Burd GW 695		8/20/08	14:20	W	
6. Dew Burd GW 696		8/20/08	15:10	W	
7. Dew Burd GW 694		8/20/08	15:45	W	
8. Dew Burd GW 697		8/20/08	17:10	W	
9. Dew Burd GW 698		8/20/08	17:25	W	
10. Dew Burd GW 601		8/20/08	17:25	W	
Custody Record Signature: Eric Krantz Date/Time: 8/20/08 17:25		Received by (print): Eric Krantz Date/Time: 8/20/08 17:25		Received by Laboratory: Eric Krantz Date/Time: 8/20/08 17:25	
Sample Disposal: Return to Client: _____		Lab Disposal: _____		Signature: Eric Krantz Date/Time: 8/20/08 17:25	

In certain circumstances, samples submitted to Energy Laboratories, Inc. may be subcontracted to other certified laboratories in order to complete the analysis requested. This serves as notice of this possibility. All sub-contract data will be clearly notated on your analytical report. Visit our web site at www.energylab.com for additional information, downloadable fee schedule, forms, and links.



ANALYTICAL SUMMARY REPORT

November 20, 2008

Cory Foreman

RESPEC Inc

3824 Jet Dr

Rapid City, SD 57701-

Workorder No.: R08090314

Quote ID: R286

Project Name: Edgemont

Energy Laboratories Inc. received the following 5 samples for RESPEC Inc on 9/23/2008 for analysis.

Sample ID	Client Sample ID	Collect Date	Receive Date	Matrix	Test
R08090314-001	DewBurd GW680	09/22/08 11:18	09/23/08	Aqueous	Metals by ICP/ICPMS, Dissolved Metals by ICP/ICPMS, Suspended Metals by ICP/ICPMS, Total Alkalinity Anion - Cation Balance Conductivity Mercury, Total Selenium, Dissolved Selenium, Dissolved Selenium, Dissolved Anions by Ion Chromatography Nitrogen, Ammonia Oxidation Reduction Potential pH Digestion, Total Metals Digestion, Total Metals Dissolved Filtration Digestion, Mercury by CVAA Gross Alpha, Gross Beta Gross Gamma, Dissolved Lead 210, Dissolved Lead 210, Suspended Polonium 210, Dissolved Polonium 210, Suspended Radium 226, Dissolved Radium 226, Suspended Radon 222 Thorium, Isotopic Thorium, Suspended Isotopic Sodium Adsorption Ratio Solids, Total Dissolved
R08090314-002	DewBurd GW680	09/22/08 11:22	09/23/08	Aqueous	Same As Above
R08090314-003	DewBurd GW698	09/22/08 13:05	09/23/08	Aqueous	Same As Above
R08090314-004	DewBurd GW622	09/22/08 16:00	09/23/08	Aqueous	Same As Above
R08090314-005	DewBurd GW615	09/22/08 16:30	09/23/08	Aqueous	Same As Above

As appropriate, any exceptions or problems with the analyses are noted in the Laboratory Analytical Report, the QA/QC Summary Report, or the Case Narrative.

If you have any questions regarding these tests results, please call.

Report Approved By:



Linda Larson

Rapid City - Project Manager



CLIENT: RESPEC Inc
Project: Edgemont
Sample Delivery Group: R08090314

Date: 20-Nov-08

CASE NARRATIVE

This case narrative is used to explain any exceptions to the analyses performed for your sample(s). In accordance with Good Analytical Laboratory Practices (GALP), samples requiring data qualifiers or analytical modifications are explained herein.

All samples were analyzed in accordance with prescribed methodology, except where noted. Samples are accompanied by appropriate quality assurance/quality control (QA/QC) samples throughout the analytical process.

During the course of analyzing your sample(s) the following exceptions were noted.

- Any exceptions noted are listed in the Analytical Report

Subcontracting of sample analyses to an outside laboratory may be required. If so, ENERGY LABORATORIES, INC. will utilize its branch laboratories or qualified contract laboratories for this service. Any such laboratories are indicated within the Laboratory Analytical Report.

BRANCH LABORATORY IDENTIFIERS

eli-b - Energy Laboratories, Inc. - Billings, MT, EPA # MT00005
eli-c - Energy Laboratories, Inc. - Casper, WY, EPA# WY00002
eli-f - Energy Laboratories, Inc. - Idaho Falls, ID, EPA # ID00942
eli-g - Energy Laboratories, Inc. - Gillette, WY, EPA# WY00006
eli-h - Energy Laboratories, Inc. - Helena, MT, EPA# MT00945
eli-t - Energy Laboratories, Inc. - College Station, TX, EPA# TX01520

For additional information, including certifications, and analytical services visit our web page www.energylab.com.

If you have questions regarding this information, please feel free to contact us at (888)672-1225, (605)342-1225 or rapid_city@energylab.com.

Comments imported for SUBBED Workorder: C08090975

ANALYTICAL COMMENTS

The MDC for Pb-210 per RG 4.14 is 1 pCi/L. The current technique can achieve an MDC of 5 pCi/L if there is sufficient sample to process 1.0 L, and this is reported on a sample specific basis.

End of comments imported for SUBBED Workorder: C08090975



LABORATORY ANALYTICAL REPORT

Client: RESPEC Inc
Project: Edgemont
Lab ID: R08090314-001
Client Sample ID: DewBurd GW680

Report Date: 11/20/08
Collection Date: 09/22/08 11:18
Date Received: 09/23/08
Matrix: AQUEOUS

Analyses	Result	Units	Qual	RL	MCL/		Method	Analysis Date / By
					QCL	DF		
MAJOR IONS								
Alkalinity, Total as CaCO3	252	mg/L		5		1	A2320 B	09/24/08 09:03/mb
Carbonate as CO3	ND	mg/L		5		1	A2320 B	09/24/08 09:03/mb
Bicarbonate as HCO3	307	mg/L		5		1	A2320 B	09/24/08 09:03/mb
Calcium	402	mg/L		0.5		2	E200.7	09/30/08 17:04/eli-c
Chloride	12	mg/L		1		1	E300.0	09/24/08 22:12/jmh
Fluoride	0.4	mg/L		0.1		1	E300.0	09/24/08 22:12/jmh
Magnesium	128	mg/L		0.5		2	E200.7	09/30/08 17:04/eli-c
Nitrogen, Ammonia as N	ND	mg/L		0.1		1	A4500-NH3 G	09/23/08 12:48/jmh
Nitrogen, Nitrate as N	ND	mg/L		0.1		1	E300.0	09/24/08 22:12/jmh
Nitrogen, Nitrite as N	ND	mg/L		0.1		1	E300.0	09/24/08 22:12/jmh
Potassium	19.4	mg/L		0.5		2	E200.7	09/30/08 17:04/eli-c
Sodium	144	mg/L		2		2	E200.7	09/30/08 17:04/eli-c
Sulfate	1400	mg/L	D	3		50	E300.0	09/24/08 21:55/jmh
Silica	8.7	mg/L		0.2		2	E200.7	09/30/08 17:04/eli-c
PHYSICAL PROPERTIES								
Conductivity @ 25 C	2440	umhos/cm		5.0		1	A2510 B	09/25/08 10:07/tb
Oxidation-Reduction Potential	110	mV				1	A2580 B	09/25/08 00:00/jmh
pH	7.24	s.u.		0.01		1	A4500-H B	09/25/08 11:08/tb
Sodium Adsorption Ratio (SAR)	1.6	unitless		0.10		1	Calculation	11/12/08 08:56/ADM
Solids, Total Dissolved TDS @ 180 C	2300	mg/L		5		1	A2540 C	09/23/08 15:43/mb
METALS - DISSOLVED								
Aluminum	ND	mg/L		0.1		2	E200.7	09/30/08 17:04/eli-c
Arsenic	0.002	mg/L		0.001		1	E200.8	09/30/08 19:04/eli-c
Barium	ND	mg/L		0.1		2	E200.7	09/30/08 17:04/eli-c
Boron	0.1	mg/L		0.1		2	E200.7	09/30/08 17:04/eli-c
Cadmium	ND	mg/L		0.005		1	E200.8	09/30/08 19:04/eli-c
Chromium	ND	mg/L		0.05		2	E200.7	09/30/08 17:04/eli-c
Copper	ND	mg/L		0.01		1	E200.8	09/30/08 19:04/eli-c
Iron	0.24	mg/L		0.03		2	E200.7	09/30/08 17:04/eli-c
Lead	ND	mg/L		0.001		1	E200.8	09/30/08 19:04/eli-c
Manganese	0.46	mg/L		0.01		2	E200.7	09/30/08 17:04/eli-c
Mercury	ND	mg/L		0.001		1	E200.8	09/30/08 19:04/eli-c
Molybdenum	ND	mg/L		0.1		2	E200.7	09/30/08 17:04/eli-c
Nickel	ND	mg/L		0.05		2	E200.7	09/30/08 17:04/eli-c
Selenium	ND	mg/L		0.001		1	A3114 B	10/02/08 15:28/eli-c
Silver	ND	mg/L		0.005		1	E200.8	09/30/08 19:04/eli-c
Thorium 232	ND	mg/L		0.005		1	E200.8	09/30/08 19:04/eli-c

Report RL - Analyte reporting limit.
Definitions: QCL - Quality control limit.
MDC - Minimum detectable concentration

MCL - Maximum contaminant level.
ND - Not detected at the reporting limit.
D - RL increased due to sample matrix interference.

Page 1 of 15



LABORATORY ANALYTICAL REPORT

Client: RESPEC Inc
Project: Edgemont
Lab ID: R08090314-001
Client Sample ID: DewBurd GW680

Report Date: 11/20/08
Collection Date: 09/22/08 11:18
Date Received: 09/23/08
Matrix: AQUEOUS

Analyses	Result	Units	Qual	RL	MCL/	DF	Method	Analysis Date / By
					QCL			
METALS - DISSOLVED								
Uranium	0.0191	mg/L		0.0003		1	E200.8	09/30/08 19:04/eli-c
Vanadium	ND	mg/L		0.1		2	E200.7	09/30/08 17:04/eli-c
Zinc	ND	mg/L		0.01		2	E200.7	09/30/08 17:04/eli-c
METALS - SUSPENDED								
Uranium	0.0003	mg/L		0.0003		1	E200.8	09/30/08 19:21/eli-c
METALS - SPECIATED								
Selenium-IV	ND	mg/L		0.001		1	A3114 B	10/02/08 11:06/eli-c
Selenium-VI	ND	mg/L		0.001		1	A3114 B	10/02/08 16:47/eli-c
RADIONUCLIDES - DISSOLVED								
Gross Alpha	5470	pCi/L				1	E900.0	10/12/08 05:27/eli-c
Gross Alpha precision (±)	73.7	pCi/L				1	E900.0	10/12/08 05:27/eli-c
Gross Alpha MDC	7.4	pCi/L				1	E900.0	10/12/08 05:27/eli-c
Gross Beta	2290	pCi/L				1	E900.0	10/12/08 05:27/eli-c
Gross Beta precision (±)	24.9	pCi/L				1	E900.0	10/12/08 05:27/eli-c
Gross Beta MDC	11.0	pCi/L				1	E900.0	10/12/08 05:27/eli-c
Lead 210	14.3	pCi/L				1	E909.0M	10/02/08 10:37/eli-c
Lead 210 precision (±)	5.6	pCi/L				1	E909.0M	10/02/08 10:37/eli-c
Lead 210 MDC	9.0	pCi/L				1	E909.0M	10/02/08 10:37/eli-c
Polonium 210	0.2	pCi/L	U	1.0		1	RMO-3008	10/01/08 14:38/eli-c
Polonium 210 precision (±)	0.89	pCi/L				1	RMO-3008	10/01/08 14:38/eli-c
Radium 226	1440	pCi/L				1	E903.0	10/14/08 11:05/eli-c
Radium 226 precision (±)	8.2	pCi/L				1	E903.0	10/14/08 11:05/eli-c
Thorium 230	ND	pCi/L	U	0.2		1	E907.0	10/20/08 15:17/eli-c
Thorium 230 precision (±)	0.2	pCi/L				1	E907.0	10/20/08 15:17/eli-c
Gross Gamma	820	pCi/L				1	E901.1	10/13/08 15:50/eli-c
Gross Gamma precision (±)	74	pCi/L				1	E901.1	10/13/08 15:50/eli-c
RADIONUCLIDES - SUSPENDED								
Lead 210	4.5	pCi/L	U			1	E909.0M	10/01/08 08:40/eli-c
Lead 210 precision (±)	4.7	pCi/L				1	E909.0M	10/01/08 08:40/eli-c
Lead 210 MDC	7.8	pCi/L				1	E909.0M	10/01/08 08:40/eli-c
Polonium 210	0.54	pCi/L	U			1	RMO-3008	10/09/08 09:13/eli-c
Polonium 210 precision (±)	0.56	pCi/L				1	RMO-3008	10/09/08 09:13/eli-c
Radium 226	5.1	pCi/L				1	E903.0	10/09/08 07:33/eli-c
Radium 226 precision (±)	0.7	pCi/L				1	E903.0	10/09/08 07:33/eli-c
Radium 226 MDC	0.4	pCi/L				1	E903.0	10/09/08 07:33/eli-c

Report RL - Analyte reporting limit.
Definitions: QCL - Quality control limit.
MDC - Minimum detectable concentration

MCL - Maximum contaminant level.
ND - Not detected at the reporting limit.
U - Not detected at minimum detectable concentration

Page 2 of 15



LABORATORY ANALYTICAL REPORT

Client: RESPEC Inc
Project: Edgemont
Lab ID: R08090314-001
Client Sample ID: DewBurd GW680

Report Date: 11/20/08
Collection Date: 09/22/08 11:18
Date Received: 09/23/08
Matrix: AQUEOUS

Analyses	Result	Units	Qual	RL	MCL/ QCL	DF	Method	Analysis Date / By
RADIONUCLIDES - SUSPENDED								
Thorium 230	0.0	pCi/L	U	0.2		1	E907.0	09/30/08 16:00/eli-c
Thorium 230 precision (±)	0.05	pCi/L				1	E907.0	09/30/08 16:00/eli-c
RADIONUCLIDES - TOTAL								
Radon 222	72700	pCi/L		100		1	D5072-92	09/24/08 12:00/eli-c
Radon 222 precision (±)	305	pCi/L				1	D5072-92	09/24/08 12:00/eli-c
TOTAL METALS ANALYSES								
Antimony	ND	mg/L		0.003		10	E200.8	10/02/08 18:05/eli-c
Arsenic	0.002	mg/L		0.001		1	E200.8	11/03/08 12:54/eli-c
Barium	ND	mg/L		0.1		2	E200.7	09/30/08 22:20/eli-c
Beryllium	ND	mg/L	D	0.002		10	E200.8	10/02/08 18:05/eli-c
Boron	0.1	mg/L		0.1		2	E200.7	09/30/08 22:20/eli-c
Cadmium	ND	mg/L		0.005		2	E200.7	09/30/08 22:20/eli-c
Chromium	ND	mg/L		0.05		2	E200.7	09/30/08 22:20/eli-c
Copper	ND	mg/L		0.01		2	E200.7	09/30/08 22:20/eli-c
Iron	0.33	mg/L		0.03		2	E200.7	09/30/08 22:20/eli-c
Lead	ND	mg/L		0.001		10	E200.8	10/02/08 18:05/eli-c
Manganese	0.46	mg/L		0.01		2	E200.7	09/30/08 22:20/eli-c
Mercury	ND	mg/L		0.001		1	E245.1	09/29/08 10:23/eli-b
Molybdenum	ND	mg/L		0.1		2	E200.7	09/30/08 22:20/eli-c
Nickel	ND	mg/L		0.05		2	E200.7	09/30/08 22:20/eli-c
Selenium	ND	mg/L	D	0.005		10	E200.8	10/02/08 18:05/eli-c
Silver	ND	mg/L		0.005		10	E200.8	10/02/08 18:05/eli-c
Strontium	7.3	mg/L		0.1		2	E200.7	09/30/08 22:20/eli-c
Thallium	ND	mg/L		0.001		10	E200.8	10/02/08 18:05/eli-c
Uranium	0.0177	mg/L	D	0.0005		10	E200.8	10/02/08 18:05/eli-c
Zinc	ND	mg/L		0.01		2	E200.7	09/30/08 22:20/eli-c
DATA QUALITY								
A/C Balance (± 5)	3.94	%				1	A1030 E	11/13/08 00:00/ADM
Anions	34.6	meq/L				1	A1030 E	11/13/08 00:00/ADM
Cations	37.4	meq/L				1	A1030 E	11/13/08 00:00/ADM
Solids, Total Dissolved Calculated	2280	mg/L				1	A1030 E	11/13/08 00:00/ADM
TDS Balance (0.80 - 1.20)	1.00					1	A1030 E	11/13/08 00:00/ADM

Report RL - Analyte reporting limit.
Definitions: QCL - Quality control limit.
MDC - Minimum detectable concentration
U - Not detected at minimum detectable concentration

MCL - Maximum contaminant level.
ND - Not detected at the reporting limit.
D - RL increased due to sample matrix interference.

Page 3 of 15



LABORATORY ANALYTICAL REPORT

Client: RESPEC Inc
Project: Edgemont
Lab ID: R08090314-002
Client Sample ID: DewBurd GW680

Report Date: 11/20/08
Collection Date: 09/22/08 11:22
Date Received: 09/23/08
Matrix: AQUEOUS

Analyses	Result	Units	Qual	RL	MCL/		Method	Analysis Date / By
					QCL	DF		
MAJOR IONS								
Alkalinity, Total as CaCO3	252	mg/L		5		1	A2320 B	09/24/08 09:06/mb
Carbonate as CO3	ND	mg/L		5		1	A2320 B	09/24/08 09:06/mb
Bicarbonate as HCO3	307	mg/L		5		1	A2320 B	09/24/08 09:06/mb
Calcium	396	mg/L		0.5		2	E200.7	09/30/08 17:08/eli-c
Chloride	12	mg/L		1		1	E300.0	09/24/08 22:44/jmh
Fluoride	0.4	mg/L		0.1		1	E300.0	09/24/08 22:44/jmh
Magnesium	128	mg/L		0.5		2	E200.7	09/30/08 17:08/eli-c
Nitrogen, Ammonia as N	ND	mg/L		0.1		1	A4500-NH3 G	09/23/08 12:49/jmh
Nitrogen, Nitrate as N	ND	mg/L		0.1		1	E300.0	09/24/08 22:44/jmh
Nitrogen, Nitrite as N	ND	mg/L		0.1		1	E300.0	09/24/08 22:44/jmh
Potassium	19.2	mg/L		0.5		2	E200.7	09/30/08 17:08/eli-c
Sodium	142	mg/L		2		2	E200.7	09/30/08 17:08/eli-c
Sulfate	1400	mg/L	D	3		50	E300.0	09/24/08 22:28/jmh
Silica	8.6	mg/L		0.2		2	E200.7	09/30/08 17:08/eli-c
PHYSICAL PROPERTIES								
Conductivity @ 25 C	2440	umhos/cm		5.0		1	A2510 B	09/25/08 10:09/tb
Oxidation-Reduction Potential	240	mV				1	A2580 B	09/25/08 00:00/jmh
pH	7.25	s.u.		0.01		1	A4500-H B	09/25/08 11:10/tb
Sodium Adsorption Ratio (SAR)	1.6	unitless		0.10		1	Calculation	11/12/08 08:56/ADM
Solids, Total Dissolved TDS @ 180 C	2300	mg/L		5		1	A2540 C	09/23/08 15:43/mb
METALS - DISSOLVED								
Aluminum	ND	mg/L		0.1		2	E200.7	09/30/08 17:08/eli-c
Arsenic	0.002	mg/L		0.001		1	E200.8	09/30/08 19:11/eli-c
Barium	ND	mg/L		0.1		2	E200.7	09/30/08 17:08/eli-c
Boron	0.1	mg/L		0.1		2	E200.7	09/30/08 17:08/eli-c
Cadmium	ND	mg/L		0.005		1	E200.8	09/30/08 19:11/eli-c
Chromium	ND	mg/L		0.05		2	E200.7	09/30/08 17:08/eli-c
Copper	ND	mg/L		0.01		1	E200.8	09/30/08 19:11/eli-c
Iron	0.23	mg/L		0.03		2	E200.7	09/30/08 17:08/eli-c
Lead	ND	mg/L		0.001		1	E200.8	09/30/08 19:11/eli-c
Manganese	0.46	mg/L		0.01		2	E200.7	09/30/08 17:08/eli-c
Mercury	ND	mg/L		0.001		1	E200.8	09/30/08 19:11/eli-c
Molybdenum	ND	mg/L		0.1		2	E200.7	09/30/08 17:08/eli-c
Nickel	ND	mg/L		0.05		2	E200.7	09/30/08 17:08/eli-c
Selenium	ND	mg/L		0.001		1	A3114 B	10/02/08 15:37/eli-c
Silver	ND	mg/L		0.005		1	E200.8	09/30/08 19:11/eli-c
Thorium 232	ND	mg/L		0.005		1	E200.8	09/30/08 19:11/eli-c

Report RL - Analyte reporting limit.
Definitions: QCL - Quality control limit.
MDC - Minimum detectable concentration

MCL - Maximum contaminant level.
ND - Not detected at the reporting limit.
D - RL increased due to sample matrix interference.

Page 4 of 15



LABORATORY ANALYTICAL REPORT

Client: RESPEC Inc
Project: Edgemont
Lab ID: R08090314-002
Client Sample ID: DewBurd GW680

Report Date: 11/20/08
Collection Date: 09/22/08 11:22
Date Received: 09/23/08
Matrix: AQUEOUS

Analyses	Result	Units	Qual	RL	MCL/		Method	Analysis Date / By
					QCL	DF		
METALS - DISSOLVED								
Uranium	0.0192	mg/L		0.0003		1	E200.8	09/30/08 19:11/eli-c
Vanadium	ND	mg/L		0.1		2	E200.7	09/30/08 17:08/eli-c
Zinc	ND	mg/L		0.01		2	E200.7	09/30/08 17:08/eli-c
METALS - SUSPENDED								
Uranium	0.0004	mg/L		0.0003		1	E200.8	09/30/08 19:25/eli-c
METALS - SPECIATED								
Selenium-IV	ND	mg/L		0.001		1	A3114 B	10/02/08 11:18/eli-c
Selenium-VI	ND	mg/L		0.001		1	A3114 B	10/02/08 16:47/eli-c
RADIONUCLIDES - DISSOLVED								
Gross Alpha	5620	pCi/L				1	E900.0	10/12/08 05:27/eli-c
Gross Alpha precision (±)	74.7	pCi/L				1	E900.0	10/12/08 05:27/eli-c
Gross Alpha MDC	7.4	pCi/L				1	E900.0	10/12/08 05:27/eli-c
Gross Beta	2260	pCi/L				1	E900.0	10/12/08 05:27/eli-c
Gross Beta precision (±)	24.7	pCi/L				1	E900.0	10/12/08 05:27/eli-c
Gross Beta MDC	11.0	pCi/L				1	E900.0	10/12/08 05:27/eli-c
Lead 210	15.7	pCi/L				1	E909.0M	10/02/08 10:37/eli-c
Lead 210 precision (±)	5.6	pCi/L				1	E909.0M	10/02/08 10:37/eli-c
Lead 210 MDC	9.0	pCi/L				1	E909.0M	10/02/08 10:37/eli-c
Polonium 210	0.2	pCi/L	U	1.0		1	RMO-3008	10/01/08 14:38/eli-c
Polonium 210 precision (±)	0.80	pCi/L				1	RMO-3008	10/01/08 14:38/eli-c
Radium 226	1420	pCi/L				1	E903.0	10/14/08 11:05/eli-c
Radium 226 precision (±)	8.0	pCi/L				1	E903.0	10/14/08 11:05/eli-c
Thorium 230	ND	pCi/L	U	0.2		1	E907.0	10/20/08 15:17/eli-c
Thorium 230 precision (±)	0.1	pCi/L				1	E907.0	10/20/08 15:17/eli-c
Gross Gamma	890	pCi/L				1	E901.1	10/13/08 15:50/eli-c
Gross Gamma precision (±)	75	pCi/L				1	E901.1	10/13/08 15:50/eli-c
RADIONUCLIDES - SUSPENDED								
Lead 210	2.7	pCi/L	U			1	E909.0M	10/01/08 08:40/eli-c
Lead 210 precision (±)	4.7	pCi/L				1	E909.0M	10/01/08 08:40/eli-c
Lead 210 MDC	7.8	pCi/L				1	E909.0M	10/01/08 08:40/eli-c
Polonium 210	0.93	pCi/L				1	RMO-3008	10/09/08 09:13/eli-c
Polonium 210 precision (±)	0.73	pCi/L				1	RMO-3008	10/09/08 09:13/eli-c
Radium 226	5.9	pCi/L				1	E903.0	10/09/08 07:33/eli-c
Radium 226 precision (±)	0.7	pCi/L				1	E903.0	10/09/08 07:33/eli-c
Radium 226 MDC	0.3	pCi/L				1	E903.0	10/09/08 07:33/eli-c

Report RL - Analyte reporting limit.
Definitions: QCL - Quality control limit.
MDC - Minimum detectable concentration

MCL - Maximum contaminant level.
ND - Not detected at the reporting limit.
U - Not detected at minimum detectable concentration

Page 5 of 15



LABORATORY ANALYTICAL REPORT

Client: RESPEC Inc
Project: Edgemont
Lab ID: R08090314-002
Client Sample ID: DewBurd GW680

Report Date: 11/20/08
Collection Date: 09/22/08 11:22
Date Received: 09/23/08
Matrix: AQUEOUS

Analyses	Result	Units	Qual	RL	MCL/		Method	Analysis Date / By
					QCL	DF		
RADIONUCLIDES - SUSPENDED								
Thorium 230	0.5	pCi/L		0.2		1	E907.0	09/30/08 16:00/eli-c
Thorium 230 precision (±)	0.07	pCi/L				1	E907.0	09/30/08 16:00/eli-c
RADIONUCLIDES - TOTAL								
Radon 222	70400	pCi/L		100		1	D5072-92	09/24/08 12:00/eli-c
Radon 222 precision (±)	300	pCi/L				1	D5072-92	09/24/08 12:00/eli-c
TOTAL METALS ANALYSES								
Antimony	ND	mg/L		0.003		10	E200.8	10/02/08 18:12/eli-c
Arsenic	0.002	mg/L		0.001		1	E200.8	11/03/08 13:01/eli-c
Barium	ND	mg/L		0.1		2	E200.7	09/30/08 22:24/eli-c
Beryllium	ND	mg/L	D	0.002		10	E200.8	10/02/08 18:12/eli-c
Boron	0.1	mg/L		0.1		2	E200.7	09/30/08 22:24/eli-c
Cadmium	ND	mg/L		0.005		2	E200.7	09/30/08 22:24/eli-c
Chromium	ND	mg/L		0.05		2	E200.7	09/30/08 22:24/eli-c
Copper	ND	mg/L		0.01		2	E200.7	09/30/08 22:24/eli-c
Iron	0.34	mg/L		0.03		2	E200.7	09/30/08 22:24/eli-c
Lead	ND	mg/L		0.001		10	E200.8	10/02/08 18:12/eli-c
Manganese	0.46	mg/L		0.01		2	E200.7	09/30/08 22:24/eli-c
Mercury	ND	mg/L		0.001		1	E245.1	09/29/08 10:30/eli-b
Molybdenum	ND	mg/L		0.1		2	E200.7	09/30/08 22:24/eli-c
Nickel	ND	mg/L		0.05		2	E200.7	09/30/08 22:24/eli-c
Selenium	ND	mg/L	D	0.005		10	E200.8	10/02/08 18:12/eli-c
Silver	ND	mg/L		0.005		10	E200.8	10/02/08 18:12/eli-c
Strontium	7.4	mg/L		0.1		2	E200.7	09/30/08 22:24/eli-c
Thallium	ND	mg/L		0.001		10	E200.8	10/02/08 18:12/eli-c
Uranium	0.0179	mg/L		0.0005		10	E200.8	10/02/08 18:12/eli-c
Zinc	ND	mg/L		0.01		2	E200.7	09/30/08 22:24/eli-c
DATA QUALITY								
A/C Balance (± 5)	3.43	%				1	A1030 E	11/13/08 00:00/ADM
Anions	34.5	meq/L				1	A1030 E	11/13/08 00:00/ADM
Cations	37.0	meq/L				1	A1030 E	11/13/08 00:00/ADM
Solids, Total Dissolved Calculated	2270	mg/L				1	A1030 E	11/13/08 00:00/ADM
TDS Balance (0.80 - 1.20)	1.00					1	A1030 E	11/13/08 00:00/ADM

Report RL - Analyte reporting limit.
Definitions: QCL - Quality control limit.
MDC - Minimum detectable concentration

MCL - Maximum contaminant level.
ND - Not detected at the reporting limit.
D - RL increased due to sample matrix interference.

Page 6 of 15



LABORATORY ANALYTICAL REPORT

Client: RESPEC Inc
Project: Edgemont
Lab ID: R08090314-003
Client Sample ID: DewBurd GW698

Report Date: 11/20/08
Collection Date: 09/22/08 13:05
Date Received: 09/23/08
Matrix: AQUEOUS

Analyses	Result	Units	Qual	RL	MCL/		Method	Analysis Date / By
					QCL	DF		
MAJOR IONS								
Alkalinity, Total as CaCO3	122	mg/L		5		1	A2320 B	09/24/08 09:09/mb
Carbonate as CO3	ND	mg/L		5		1	A2320 B	09/24/08 09:09/mb
Bicarbonate as HCO3	149	mg/L		5		1	A2320 B	09/24/08 09:09/mb
Calcium	370	mg/L		0.5		2	E200.7	09/30/08 17:12/eli-c
Chloride	9	mg/L		1		1	E300.0	09/24/08 23:17/jmh
Fluoride	0.4	mg/L		0.1		1	E300.0	09/24/08 23:17/jmh
Magnesium	133	mg/L		0.5		2	E200.7	09/30/08 17:12/eli-c
Nitrogen, Ammonia as N	0.1	mg/L		0.1		1	A4500-NH3 G	09/23/08 12:50/jmh
Nitrogen, Nitrate as N	ND	mg/L		0.1		1	E300.0	09/24/08 23:17/jmh
Nitrogen, Nitrite as N	ND	mg/L		0.1		1	E300.0	09/24/08 23:17/jmh
Potassium	14.4	mg/L		0.5		2	E200.7	09/30/08 17:12/eli-c
Sodium	83	mg/L		2		2	E200.7	09/30/08 17:12/eli-c
Sulfate	1470	mg/L	D	3		50	E300.0	09/24/08 23:01/jmh
Silica	11.5	mg/L		0.2		2	E200.7	09/30/08 17:12/eli-c
PHYSICAL PROPERTIES								
Conductivity @ 25 C	2300	umhos/cm		5.0		1	A2510 B	09/25/08 10:11/tb
Oxidation-Reduction Potential	-38.3	mV				1	A2580 B	09/25/08 00:00/jmh
pH	7.02	s.u.		0.01		1	A4500-H B	09/25/08 11:11/tb
Sodium Adsorption Ratio (SAR)	0.94	unitless		0.10		1	Calculation	11/12/08 08:56/ADM
Solids, Total Dissolved TDS @ 180 C	2200	mg/L		5		1	A2540 C	09/23/08 15:44/mb
METALS - DISSOLVED								
Aluminum	ND	mg/L		0.1		2	E200.7	09/30/08 17:12/eli-c
Arsenic	ND	mg/L		0.001		1	E200.8	09/30/08 19:18/eli-c
Barium	ND	mg/L		0.1		2	E200.7	09/30/08 17:12/eli-c
Boron	ND	mg/L		0.1		2	E200.7	09/30/08 17:12/eli-c
Cadmium	ND	mg/L		0.005		1	E200.8	09/30/08 19:18/eli-c
Chromium	ND	mg/L		0.05		2	E200.7	09/30/08 17:12/eli-c
Copper	ND	mg/L		0.01		1	E200.8	09/30/08 19:18/eli-c
Iron	3.87	mg/L		0.03		2	E200.7	09/30/08 17:12/eli-c
Lead	ND	mg/L		0.001		1	E200.8	09/30/08 19:18/eli-c
Manganese	2.41	mg/L		0.01		2	E200.7	09/30/08 17:12/eli-c
Mercury	ND	mg/L		0.001		1	E200.8	09/30/08 19:18/eli-c
Molybdenum	ND	mg/L		0.1		2	E200.7	09/30/08 17:12/eli-c
Nickel	ND	mg/L		0.05		2	E200.7	09/30/08 17:12/eli-c
Selenium	ND	mg/L		0.001		1	A3114 B	10/02/08 15:48/eli-c
Silver	ND	mg/L		0.005		1	E200.8	09/30/08 19:18/eli-c
Thorium 232	ND	mg/L		0.005		1	E200.8	09/30/08 19:18/eli-c

Report RL - Analyte reporting limit.
Definitions: QCL - Quality control limit.
MDC - Minimum detectable concentration

MCL - Maximum contaminant level.
ND - Not detected at the reporting limit.
D - RL increased due to sample matrix interference.

Page 7 of 15



LABORATORY ANALYTICAL REPORT

Client: RESPEC Inc
Project: Edgemont
Lab ID: R08090314-003
Client Sample ID: DewBurd GW698

Report Date: 11/20/08
Collection Date: 09/22/08 13:05
Date Received: 09/23/08
Matrix: AQUEOUS

Analyses	Result	Units	Qual	RL	MCL/ QCL	DF	Method	Analysis Date / By
METALS - DISSOLVED								
Uranium	0.103	mg/L		0.0003		1	E200.8	09/30/08 19:18/eli-c
Vanadium	ND	mg/L		0.1		2	E200.7	09/30/08 17:12/eli-c
Zinc	ND	mg/L		0.01		2	E200.7	09/30/08 17:12/eli-c
METALS - SUSPENDED								
Uranium	0.0006	mg/L		0.0003		1	E200.8	09/30/08 19:29/eli-c
METALS - SPECIATED								
Selenium-IV	ND	mg/L		0.001		1	A3114 B	10/02/08 11:20/eli-c
Selenium-VI	ND	mg/L		0.001		1	A3114 B	10/02/08 16:47/eli-c
RADIONUCLIDES - DISSOLVED								
Gross Alpha	36.3	pCi/L				1	E900.0	10/12/08 05:27/eli-c
Gross Alpha precision (±)	4.3	pCi/L				1	E900.0	10/12/08 05:27/eli-c
Gross Alpha MDC	3.1	pCi/L				1	E900.0	10/12/08 05:27/eli-c
Gross Beta	19.8	pCi/L				1	E900.0	10/12/08 05:27/eli-c
Gross Beta precision (±)	2.7	pCi/L				1	E900.0	10/12/08 05:27/eli-c
Gross Beta MDC	4.0	pCi/L				1	E900.0	10/12/08 05:27/eli-c
Lead 210	2.2	pCi/L	U			1	E909.0M	10/02/08 10:37/eli-c
Lead 210 precision (±)	5.4	pCi/L				1	E909.0M	10/02/08 10:37/eli-c
Lead 210 MDC	9.0	pCi/L				1	E909.0M	10/02/08 10:37/eli-c
Polonium 210	0.0	pCi/L	U	1.0		1	RMO-3008	10/01/08 14:38/eli-c
Polonium 210 precision (±)	0.55	pCi/L				1	RMO-3008	10/01/08 14:38/eli-c
Radium 226	410	pCi/L				1	E903.0	10/14/08 11:05/eli-c
Radium 226 precision (±)	4.4	pCi/L				1	E903.0	10/14/08 11:05/eli-c
Thorium 230	ND	pCi/L	U	0.2		1	E907.0	10/20/08 15:17/eli-c
Thorium 230 precision (±)	0.3	pCi/L				1	E907.0	10/20/08 15:17/eli-c
Gross Gamma	240	pCi/L				1	E901.1	10/13/08 15:50/eli-c
Gross Gamma precision (±)	50	pCi/L				1	E901.1	10/13/08 15:50/eli-c
RADIONUCLIDES - SUSPENDED								
Lead 210	0.5	pCi/L	U			1	E909.0M	10/01/08 08:40/eli-c
Lead 210 precision (±)	4.7	pCi/L				1	E909.0M	10/01/08 08:40/eli-c
Lead 210 MDC	7.8	pCi/L				1	E909.0M	10/01/08 08:40/eli-c
Polonium 210	0.059	pCi/L	U			1	RMO-3008	10/09/08 09:13/eli-c
Polonium 210 precision (±)	0.50	pCi/L				1	RMO-3008	10/09/08 09:13/eli-c
Radium 226	0.2	pCi/L	U			1	E903.0	10/09/08 07:33/eli-c
Radium 226 precision (±)	0.2	pCi/L				1	E903.0	10/09/08 07:33/eli-c
Radium 226 MDC	0.4	pCi/L				1	E903.0	10/09/08 07:33/eli-c

Report RL - Analyte reporting limit.
Definitions: QCL - Quality control limit.
MDC - Minimum detectable concentration

MCL - Maximum contaminant level.
ND - Not detected at the reporting limit.
U - Not detected at minimum detectable concentration

Page 8 of 15



LABORATORY ANALYTICAL REPORT

Client: RESPEC Inc
Project: Edgemont
Lab ID: R08090314-003
Client Sample ID: DewBurd GW698

Report Date: 11/20/08
Collection Date: 09/22/08 13:05
Date Received: 09/23/08
Matrix: AQUEOUS

Analyses	Result	Units	Qual	RL	MCL/ QCL	DF	Method	Analysis Date / By
RADIONUCLIDES - SUSPENDED								
Thorium 230	0.0	pCi/L	U	0.2		1	E907.0	09/30/08 16:00/eli-c
Thorium 230 precision (±)	0.05	pCi/L				1	E907.0	09/30/08 16:00/eli-c
RADIONUCLIDES - TOTAL								
Radon 222	29500	pCi/L		100		1	D5072-92	09/24/08 12:00/eli-c
Radon 222 precision (±)	196	pCi/L				1	D5072-92	09/24/08 12:00/eli-c
TOTAL METALS ANALYSES								
Antimony	ND	mg/L		0.003		10	E200.8	10/02/08 18:19/eli-c
Arsenic	ND	mg/L		0.001		1	E200.8	11/03/08 13:35/eli-c
Barium	ND	mg/L		0.1		2	E200.7	09/30/08 22:28/eli-c
Beryllium	ND	mg/L	D	0.002		10	E200.8	10/02/08 18:19/eli-c
Boron	ND	mg/L		0.1		2	E200.7	09/30/08 22:28/eli-c
Cadmium	ND	mg/L		0.005		2	E200.7	09/30/08 22:28/eli-c
Chromium	ND	mg/L		0.05		2	E200.7	09/30/08 22:28/eli-c
Copper	ND	mg/L		0.01		2	E200.7	09/30/08 22:28/eli-c
Iron	5.15	mg/L		0.03		2	E200.7	09/30/08 22:28/eli-c
Lead	ND	mg/L		0.001		10	E200.8	10/02/08 18:19/eli-c
Manganese	2.57	mg/L		0.01		2	E200.7	09/30/08 22:28/eli-c
Mercury	ND	mg/L		0.001		1	E245.1	09/29/08 10:32/eli-b
Molybdenum	ND	mg/L		0.1		2	E200.7	09/30/08 22:28/eli-c
Nickel	ND	mg/L		0.05		2	E200.7	09/30/08 22:28/eli-c
Selenium	ND	mg/L	D	0.005		10	E200.8	10/02/08 18:19/eli-c
Silver	ND	mg/L		0.005		10	E200.8	10/02/08 18:19/eli-c
Strontium	4.9	mg/L		0.1		2	E200.7	09/30/08 22:28/eli-c
Thallium	ND	mg/L		0.001		10	E200.8	10/02/08 18:19/eli-c
Uranium	0.102	mg/L		0.0005		10	E200.8	10/02/08 18:19/eli-c
Zinc	ND	mg/L		0.01		2	E200.7	09/30/08 22:28/eli-c
DATA QUALITY								
A/C Balance (± 5)	0.650	%				1	A1030 E	11/13/08 00:00/ADM
Anions	33.2	meq/L				1	A1030 E	11/13/08 00:00/ADM
Cations	33.7	meq/L				1	A1030 E	11/13/08 00:00/ADM
Solids, Total Dissolved Calculated	2180	mg/L				1	A1030 E	11/13/08 00:00/ADM
TDS Balance (0.80 - 1.20)	1.02					1	A1030 E	11/13/08 00:00/ADM

Report RL - Analyte reporting limit.
Definitions: QCL - Quality control limit.
MDC - Minimum detectable concentration
U - Not detected at minimum detectable concentration

MCL - Maximum contaminant level.
ND - Not detected at the reporting limit.
D - RL increased due to sample matrix interference.

Page 9 of 15

LABORATORY ANALYTICAL REPORT

Client: RESPEC Inc
Project: Edgemont
Lab ID: R08090314-004
Client Sample ID: DewBurd GW622

Report Date: 11/20/08
Collection Date: 09/22/08 16:00
Date Received: 09/23/08
Matrix: AQUEOUS

Analyses	Result	Units	Qual	RL	MCL/		Method	Analysis Date / By
					QCL	DF		
MAJOR IONS								
Alkalinity, Total as CaCO3	182	mg/L		5		1	A2320 B	09/24/08 09:10/mb
Carbonate as CO3	ND	mg/L		5		1	A2320 B	09/24/08 09:10/mb
Bicarbonate as HCO3	222	mg/L		5		1	A2320 B	09/24/08 09:10/mb
Calcium	91.9	mg/L		0.5		2	E200.7	09/30/08 17:16/eli-c
Chloride	10	mg/L		1		1	E300.0	09/25/08 00:56/jmh
Fluoride	0.5	mg/L		0.1		1	E300.0	09/25/08 00:56/jmh
Magnesium	31.8	mg/L		0.5		2	E200.7	09/30/08 17:16/eli-c
Nitrogen, Ammonia as N	ND	mg/L		0.1		1	A4500-NH3 G	09/23/08 12:53/jmh
Nitrogen, Nitrate as N	ND	mg/L		0.1		1	E300.0	09/25/08 00:56/jmh
Nitrogen, Nitrite as N	ND	mg/L		0.1		1	E300.0	09/25/08 00:56/jmh
Potassium	10.3	mg/L		0.5		2	E200.7	09/30/08 17:16/eli-c
Sodium	180	mg/L		2		2	E200.7	09/30/08 17:16/eli-c
Sulfate	528	mg/L	D	3		50	E300.0	09/25/08 00:06/jmh
Silica	8.9	mg/L		0.2		2	E200.7	09/30/08 17:16/eli-c
PHYSICAL PROPERTIES								
Conductivity @ 25 C	1270	umhos/cm		5.0		1	A2510 B	09/25/08 10:12/tb
Oxidation-Reduction Potential	200	mV				1	A2580 B	09/25/08 00:00/jmh
pH	7.78	s.u.		0.01		1	A4500-H B	09/25/08 11:13/tb
Sodium Adsorption Ratio (SAR)	4.1	unitless		0.10		1	Calculation	11/12/08 08:56/ADM
Solids, Total Dissolved TDS @ 180 C	910	mg/L		5		1	A2540 C	09/23/08 15:45/mb
METALS - DISSOLVED								
Aluminum	ND	mg/L		0.1		2	E200.7	09/30/08 17:16/eli-c
Arsenic	ND	mg/L		0.001		1	E200.8	09/30/08 19:51/eli-c
Barium	ND	mg/L		0.1		2	E200.7	09/30/08 17:16/eli-c
Boron	ND	mg/L		0.1		2	E200.7	09/30/08 17:16/eli-c
Cadmium	ND	mg/L		0.005		1	E200.8	09/30/08 19:51/eli-c
Chromium	ND	mg/L		0.05		2	E200.7	09/30/08 17:16/eli-c
Copper	ND	mg/L		0.01		1	E200.8	09/30/08 19:51/eli-c
Iron	0.03	mg/L		0.03		2	E200.7	09/30/08 17:16/eli-c
Lead	ND	mg/L		0.001		1	E200.8	09/30/08 19:51/eli-c
Manganese	0.19	mg/L		0.01		2	E200.7	09/30/08 17:16/eli-c
Mercury	ND	mg/L		0.001		1	E200.8	09/30/08 19:51/eli-c
Molybdenum	ND	mg/L		0.1		2	E200.7	09/30/08 17:16/eli-c
Nickel	ND	mg/L		0.05		2	E200.7	09/30/08 17:16/eli-c
Selenium	ND	mg/L		0.001		1	A3114 B	10/02/08 15:50/eli-c
Silver	ND	mg/L		0.005		1	E200.8	09/30/08 19:51/eli-c
Thorium 232	ND	mg/L		0.005		1	E200.8	09/30/08 19:51/eli-c

Report RL - Analyte reporting limit.
Definitions: QCL - Quality control limit.
MDC - Minimum detectable concentration

MCL - Maximum contaminant level.
ND - Not detected at the reporting limit.
D - RL increased due to sample matrix interference.

Page 10 of 15



LABORATORY ANALYTICAL REPORT

Client: RESPEC Inc
Project: Edgemont
Lab ID: R08090314-004
Client Sample ID: DewBurd GW622

Report Date: 11/20/08
Collection Date: 09/22/08 16:00
Date Received: 09/23/08
Matrix: AQUEOUS

Analyses	Result	Units	Qual	RL	MCL/		Method	Analysis Date / By
					QCL	DF		
METALS - DISSOLVED								
Uranium	0.0055	mg/L		0.0003		1	E200.8	09/30/08 19:51/eli-c
Vanadium	ND	mg/L		0.1		2	E200.7	09/30/08 17:16/eli-c
Zinc	ND	mg/L		0.01		2	E200.7	09/30/08 17:16/eli-c
METALS - SUSPENDED								
Uranium	ND	mg/L		0.0003		1	E200.8	09/30/08 19:33/eli-c
METALS - SPECIATED								
Selenium-IV	ND	mg/L		0.001		1	A3114 B	10/02/08 11:22/eli-c
Selenium-VI	ND	mg/L		0.001		1	A3114 B	10/02/08 16:47/eli-c
RADIONUCLIDES - DISSOLVED								
Gross Alpha	1470	pCi/L				1	E900.0	10/12/08 05:28/eli-c
Gross Alpha precision (±)	37.3	pCi/L				1	E900.0	10/12/08 05:28/eli-c
Gross Alpha MDC	7.0	pCi/L				1	E900.0	10/12/08 05:28/eli-c
Gross Beta	678	pCi/L				1	E900.0	10/12/08 05:28/eli-c
Gross Beta precision (±)	14.6	pCi/L				1	E900.0	10/12/08 05:28/eli-c
Gross Beta MDC	11.0	pCi/L				1	E900.0	10/12/08 05:28/eli-c
Lead 210	-1	pCi/L	U			1	E909.0M	10/02/08 10:37/eli-c
Lead 210 precision (±)	5.3	pCi/L				1	E909.0M	10/02/08 10:37/eli-c
Lead 210 MDC	9.0	pCi/L				1	E909.0M	10/02/08 10:37/eli-c
Polonium 210	-0.1	pCi/L	U	1.0		1	RMO-3008	10/01/08 14:38/eli-c
Polonium 210 precision (±)	0.44	pCi/L				1	RMO-3008	10/01/08 14:38/eli-c
Radium 226	3.0	pCi/L				1	E903.0	10/14/08 11:05/eli-c
Radium 226 precision (±)	0.4	pCi/L				1	E903.0	10/14/08 11:05/eli-c
Thorium 230	ND	pCi/L	U	0.2		1	E907.0	10/20/08 15:17/eli-c
Thorium 230 precision (±)	0.1	pCi/L				1	E907.0	10/20/08 15:17/eli-c
Gross Gamma	0.0	pCi/L				1	E901.1	10/13/08 15:50/eli-c
Gross Gamma precision (±)	20	pCi/L				1	E901.1	10/13/08 15:50/eli-c
RADIONUCLIDES - SUSPENDED								
Lead 210	0.2	pCi/L	U			1	E909.0M	10/01/08 08:40/eli-c
Lead 210 precision (±)	4.7	pCi/L				1	E909.0M	10/01/08 08:40/eli-c
Lead 210 MDC	7.8	pCi/L				1	E909.0M	10/01/08 08:40/eli-c
Polonium 210	0.39	pCi/L	U			1	RMO-3008	10/09/08 09:13/eli-c
Polonium 210 precision (±)	0.47	pCi/L				1	RMO-3008	10/09/08 09:13/eli-c
Radium 226	-0.2	pCi/L	U			1	E903.0	10/09/08 07:33/eli-c
Radium 226 precision (±)	0.2	pCi/L				1	E903.0	10/09/08 07:33/eli-c
Radium 226 MDC	0.4	pCi/L				1	E903.0	10/09/08 07:33/eli-c

Report RL - Analyte reporting limit.
Definitions: QCL - Quality control limit.
MDC - Minimum detectable concentration

MCL - Maximum contaminant level.
ND - Not detected at the reporting limit.
U - Not detected at minimum detectable concentration

Page 11 of 15



LABORATORY ANALYTICAL REPORT

Client: RESPEC Inc
Project: Edgemont
Lab ID: R08090314-004
Client Sample ID: DewBurd GW622

Report Date: 11/20/08
Collection Date: 09/22/08 16:00
Date Received: 09/23/08
Matrix: AQUEOUS

Analyses	Result	Units	Qual	RL	MCL/ QCL	DF	Method	Analysis Date / By
RADIONUCLIDES - SUSPENDED								
Thorium 230	-0.1	pCi/L	U	0.2		1	E907.0	09/30/08 16:00/eli-c
Thorium 230 precision (±)	0.05	pCi/L				1	E907.0	09/30/08 16:00/eli-c
RADIONUCLIDES - TOTAL								
Radon 222	992	pCi/L		100		1	D5072-92	09/24/08 12:00/eli-c
Radon 222 precision (±)	54.5	pCi/L				1	D5072-92	09/24/08 12:00/eli-c
TOTAL METALS ANALYSES								
Antimony	ND	mg/L		0.003		10	E200.8	10/02/08 18:26/eli-c
Arsenic	0.002	mg/L		0.001		1	E200.8	11/03/08 13:42/eli-c
Barium	ND	mg/L		0.1		2	E200.7	09/30/08 22:32/eli-c
Beryllium	ND	mg/L	D	0.002		10	E200.8	10/02/08 18:26/eli-c
Boron	ND	mg/L		0.1		2	E200.7	09/30/08 22:32/eli-c
Cadmium	ND	mg/L		0.005		2	E200.7	09/30/08 22:32/eli-c
Chromium	ND	mg/L		0.05		2	E200.7	09/30/08 22:32/eli-c
Copper	ND	mg/L		0.01		2	E200.7	09/30/08 22:32/eli-c
Iron	1.18	mg/L		0.03		2	E200.7	09/30/08 22:32/eli-c
Lead	ND	mg/L		0.001		10	E200.8	10/02/08 18:26/eli-c
Manganese	0.19	mg/L		0.01		2	E200.7	09/30/08 22:32/eli-c
Mercury	ND	mg/L		0.001		1	E245.1	09/29/08 10:35/eli-b
Molybdenum	ND	mg/L		0.1		2	E200.7	09/30/08 22:32/eli-c
Nickel	ND	mg/L		0.05		2	E200.7	09/30/08 22:32/eli-c
Selenium	ND	mg/L	D	0.005		10	E200.8	10/02/08 18:26/eli-c
Silver	ND	mg/L		0.005		10	E200.8	10/02/08 18:26/eli-c
Strontium	1.6	mg/L		0.1		2	E200.7	09/30/08 22:32/eli-c
Thallium	ND	mg/L		0.001		10	E200.8	10/02/08 18:26/eli-c
Uranium	0.0050	mg/L		0.0005		10	E200.8	10/02/08 18:26/eli-c
Zinc	ND	mg/L		0.01		2	E200.7	09/30/08 22:32/eli-c
DATA QUALITY								
A/C Balance (± 5)	1.20	%				1	A1030 E	11/13/08 00:00/ADM
Anions	15.0	meq/L				1	A1030 E	11/13/08 00:00/ADM
Cations	15.3	meq/L				1	A1030 E	11/13/08 00:00/ADM
Solids, Total Dissolved Calculated	986	mg/L				1	A1030 E	11/13/08 00:00/ADM
TDS Balance (0.80 - 1.20)	0.920					1	A1030 E	11/13/08 00:00/ADM

Report RL - Analyte reporting limit.
Definitions: QCL - Quality control limit.
MDC - Minimum detectable concentration
U - Not detected at minimum detectable concentration

MCL - Maximum contaminant level.
ND - Not detected at the reporting limit.
D - RL increased due to sample matrix interference.

Page 12 of 15



LABORATORY ANALYTICAL REPORT

Client: RESPEC Inc
Project: Edgemont
Lab ID: R08090314-005
Client Sample ID: DewBurd GW615

Report Date: 11/20/08
Collection Date: 09/22/08 16:30
Date Received: 09/23/08
Matrix: AQUEOUS

Analyses	Result	Units	Qual	RL	MCL/ QCL	DF	Method	Analysis Date / By
MAJOR IONS								
Alkalinity, Total as CaCO ₃	138	mg/L		5		1	A2320 B	09/24/08 11:53/mb
Carbonate as CO ₃	ND	mg/L		5		1	A2320 B	09/24/08 11:53/mb
Bicarbonate as HCO ₃	168	mg/L		5		1	A2320 B	09/24/08 11:53/mb
Calcium	75.3	mg/L		0.5		2	E200.7	09/30/08 17:20/eli-c
Chloride	5	mg/L		1		1	E300.0	09/25/08 01:29/jmh
Fluoride	0.6	mg/L		0.1		1	E300.0	09/25/08 01:29/jmh
Magnesium	21.8	mg/L		0.5		2	E200.7	09/30/08 17:20/eli-c
Nitrogen, Ammonia as N	ND	mg/L		0.1		1	A4500-NH ₃ G	09/23/08 12:57/jmh
Nitrogen, Nitrate as N	ND	mg/L		0.1		1	E300.0	09/25/08 01:29/jmh
Nitrogen, Nitrite as N	ND	mg/L		0.1		1	E300.0	09/25/08 01:29/jmh
Potassium	8.9	mg/L		0.5		2	E200.7	09/30/08 17:20/eli-c
Sodium	136	mg/L		2		2	E200.7	09/30/08 17:20/eli-c
Sulfate	421	mg/L	D	3		50	E300.0	09/25/08 01:12/jmh
Silica	9.1	mg/L		0.2		2	E200.7	09/30/08 17:20/eli-c
PHYSICAL PROPERTIES								
Conductivity @ 25 C	1010	umhos/cm		5.0		1	A2510 B	09/25/08 10:14/tb
Oxidation-Reduction Potential	240	mV				1	A2580 B	09/25/08 00:00/jmh
pH	7.49	s.u.		0.01		1	A4500-H B	09/25/08 11:15/tb
Sodium Adsorption Ratio (SAR)	3.5	unitless		0.10		1	Calculation	11/12/08 08:56/ADM
Solids, Total Dissolved TDS @ 180 C	670	mg/L		5		1	A2540 C	09/23/08 15:45/mb
METALS - DISSOLVED								
Aluminum	ND	mg/L		0.1		2	E200.7	09/30/08 17:20/eli-c
Arsenic	0.020	mg/L		0.001		1	E200.8	09/30/08 19:58/eli-c
Barium	ND	mg/L		0.1		2	E200.7	09/30/08 17:20/eli-c
Boron	ND	mg/L		0.1		2	E200.7	09/30/08 17:20/eli-c
Cadmium	ND	mg/L		0.005		2	E200.7	09/30/08 17:20/eli-c
Chromium	ND	mg/L		0.05		2	E200.7	09/30/08 17:20/eli-c
Copper	ND	mg/L		0.01		1	E200.8	09/30/08 19:58/eli-c
Iron	0.95	mg/L		0.03		2	E200.7	09/30/08 17:20/eli-c
Lead	ND	mg/L		0.001		1	E200.8	09/30/08 19:58/eli-c
Manganese	0.07	mg/L		0.01		2	E200.7	09/30/08 17:20/eli-c
Mercury	ND	mg/L		0.001		1	E200.8	09/30/08 19:58/eli-c
Molybdenum	ND	mg/L		0.1		2	E200.7	09/30/08 17:20/eli-c
Nickel	ND	mg/L		0.05		2	E200.7	09/30/08 17:20/eli-c
Selenium	ND	mg/L		0.001		1	A3114 B	10/02/08 15:52/eli-c
Silver	ND	mg/L		0.005		1	E200.8	09/30/08 19:58/eli-c
Thorium 232	ND	mg/L		0.005		1	E200.8	09/30/08 19:58/eli-c

Report RL - Analyte reporting limit.
Definitions: QCL - Quality control limit.
MDC - Minimum detectable concentration

MCL - Maximum contaminant level.
ND - Not detected at the reporting limit.
D - RL increased due to sample matrix interference.

Page 13 of 15



LABORATORY ANALYTICAL REPORT

Client: RESPEC Inc
Project: Edgemont
Lab ID: R08090314-005
Client Sample ID: DewBurd GW615

Report Date: 11/20/08
Collection Date: 09/22/08 16:30
Date Received: 09/23/08
Matrix: AQUEOUS

Analyses	Result	Units	Qual	RL	MCL/		Method	Analysis Date / By
					QCL	DF		
METALS - DISSOLVED								
Uranium	0.0026	mg/L		0.0003		1	E200.8	09/30/08 19:58/eli-c
Vanadium	ND	mg/L		0.1		2	E200.7	09/30/08 17:20/eli-c
Zinc	ND	mg/L		0.01		2	E200.7	09/30/08 17:20/eli-c
METALS - SUSPENDED								
Uranium	ND	mg/L		0.0003		1	E200.8	09/30/08 19:37/eli-c
METALS - SPECIATED								
Selenium-IV	ND	mg/L		0.001		1	A3114 B	10/02/08 11:24/eli-c
Selenium-VI	ND	mg/L		0.001		1	A3114 B	10/02/08 16:47/eli-c
RADIONUCLIDES - DISSOLVED								
Gross Alpha	21.5	pCi/L				1	E900.0	10/12/08 05:28/eli-c
Gross Alpha precision (±)	3.1	pCi/L				1	E900.0	10/12/08 05:28/eli-c
Gross Alpha MDC	2.5	pCi/L				1	E900.0	10/12/08 05:28/eli-c
Gross Beta	9.9	pCi/L				1	E900.0	10/12/08 05:28/eli-c
Gross Beta precision (±)	2.3	pCi/L				1	E900.0	10/12/08 05:28/eli-c
Gross Beta MDC	3.5	pCi/L				1	E900.0	10/12/08 05:28/eli-c
Lead 210	-1	pCi/L	U			1	E909.0M	10/02/08 10:37/eli-c
Lead 210 precision (±)	5.3	pCi/L				1	E909.0M	10/02/08 10:37/eli-c
Lead 210 MDC	9.0	pCi/L				1	E909.0M	10/02/08 10:37/eli-c
Polonium 210	0.9	pCi/L	U	1.0		1	RMO-3008	10/02/08 14:54/eli-c
Polonium 210 precision (±)	1.2	pCi/L				1	RMO-3008	10/02/08 14:54/eli-c
Radium 226	2.0	pCi/L				1	E903.0	10/14/08 12:40/eli-c
Radium 226 precision (±)	0.3	pCi/L				1	E903.0	10/14/08 12:40/eli-c
Thorium 230	ND	pCi/L	U	0.2		1	E907.0	10/20/08 15:17/eli-c
Thorium 230 precision (±)	0.1	pCi/L				1	E907.0	10/20/08 15:17/eli-c
Gross Gamma	0.0	pCi/L				1	E901.1	10/13/08 15:50/eli-c
Gross Gamma precision (±)	20	pCi/L				1	E901.1	10/13/08 15:50/eli-c
RADIONUCLIDES - SUSPENDED								
Lead 210	-0.2	pCi/L	U			1	E909.0M	10/01/08 08:40/eli-c
Lead 210 precision (±)	4.7	pCi/L				1	E909.0M	10/01/08 08:40/eli-c
Lead 210 MDC	7.8	pCi/L				1	E909.0M	10/01/08 08:40/eli-c
Polonium 210	-0.040	pCi/L	U			1	RMO-3008	10/09/08 09:13/eli-c
Polonium 210 precision (±)	0.20	pCi/L				1	RMO-3008	10/09/08 09:13/eli-c
Radium 226	-0.06	pCi/L	U			1	E903.0	10/09/08 07:33/eli-c
Radium 226 precision (±)	0.2	pCi/L				1	E903.0	10/09/08 07:33/eli-c
Radium 226 MDC	0.4	pCi/L				1	E903.0	10/09/08 07:33/eli-c

Report RL - Analyte reporting limit.
Definitions: QCL - Quality control limit.
MDC - Minimum detectable concentration

MCL - Maximum contaminant level.
ND - Not detected at the reporting limit.
U - Not detected at minimum detectable concentration

Page 14 of 15



LABORATORY ANALYTICAL REPORT

Client: RESPEC Inc
Project: Edgemont
Lab ID: R08090314-005
Client Sample ID: DewBurd GW615

Report Date: 11/20/08
Collection Date: 09/22/08 16:30
Date Received: 09/23/08
Matrix: AQUEOUS

Analyses	Result	Units	Qual	RL	MCL/		Method	Analysis Date / By
					QCL	DF		
RADIONUCLIDES - SUSPENDED								
Thorium 230	0.7	pCi/L		0.2		1	E907.0	09/30/08 16:00/eli-c
Thorium 230 precision (±)	0.07	pCi/L				1	E907.0	09/30/08 16:00/eli-c
RADIONUCLIDES - TOTAL								
Radon 222	1500	pCi/L		100		1	D5072-92	09/24/08 12:00/eli-c
Radon 222 precision (±)	59.7	pCi/L				1	D5072-92	09/24/08 12:00/eli-c
TOTAL METALS ANALYSES								
Antimony	ND	mg/L		0.003		1	E200.8	10/02/08 22:10/eli-c
Arsenic	0.022	mg/L		0.001		1	E200.8	11/03/08 13:48/eli-c
Barium	ND	mg/L		0.1		2	E200.7	09/30/08 22:36/eli-c
Beryllium	ND	mg/L		0.001		1	E200.8	10/02/08 22:10/eli-c
Boron	ND	mg/L		0.1		2	E200.7	09/30/08 22:36/eli-c
Cadmium	ND	mg/L		0.005		2	E200.7	09/30/08 22:36/eli-c
Chromium	ND	mg/L		0.05		2	E200.7	09/30/08 22:36/eli-c
Copper	ND	mg/L		0.01		2	E200.7	09/30/08 22:36/eli-c
Iron	1.40	mg/L		0.03		2	E200.7	09/30/08 22:36/eli-c
Lead	ND	mg/L		0.001		1	E200.8	10/02/08 22:10/eli-c
Manganese	0.07	mg/L		0.01		2	E200.7	09/30/08 22:36/eli-c
Mercury	ND	mg/L		0.001		1	E245.1	09/29/08 10:37/eli-b
Molybdenum	ND	mg/L		0.1		2	E200.7	09/30/08 22:36/eli-c
Nickel	ND	mg/L		0.05		2	E200.7	09/30/08 22:36/eli-c
Selenium	ND	mg/L		0.001		1	E200.8	10/02/08 22:10/eli-c
Silver	ND	mg/L		0.005		1	E200.8	10/02/08 22:10/eli-c
Strontium	1.4	mg/L		0.1		2	E200.7	09/30/08 22:36/eli-c
Thallium	ND	mg/L		0.001		1	E200.8	10/02/08 22:10/eli-c
Uranium	0.0023	mg/L		0.0003		1	E200.8	10/02/08 22:10/eli-c
Zinc	ND	mg/L		0.01		2	E200.7	09/30/08 22:36/eli-c
DATA QUALITY								
A/C Balance (± 5)	0.170	%				1	A1030 E	11/13/08 00:00/ADM
Anions	11.7	meq/L				1	A1030 E	11/13/08 00:00/ADM
Cations	11.7	meq/L				1	A1030 E	11/13/08 00:00/ADM
Solids, Total Dissolved Calculated	776	mg/L				1	A1030 E	11/13/08 00:00/ADM
TDS Balance (0.80 - 1.20)	0.860					1	A1030 E	11/13/08 00:00/ADM

Report Definitions: RL - Analyte reporting limit.
QCL - Quality control limit.
MDC - Minimum detectable concentration

MCL - Maximum contaminant level.
ND - Not detected at the reporting limit.

Page 15 of 15



QA/QC Summary Report

Client: RESPEC Inc

Project: Edgemont

Report Date: 11/20/08

Work Order: R08090314

Analyte	Result	Units	RL	%REC	Low Limit	High Limit	RPD	RPDLimit	Qual
Method: A2320 B			Batch: 080924A-ALK-SEL-W						
Sample ID: LCS1_080924A	Laboratory Control Sample				Run: PH_COND1-R_080924A			09/24/08 08:54	
Alkalinity, Total as CaCO ₃	984	mg/L	5.0	98	90	110			
Sample ID: MBLK1_080924A	Method Blank				Run: PH_COND1-R_080924A			09/24/08 08:58	
Alkalinity, Total as CaCO ₃	ND	mg/L	3						
Sample ID: R08090323-005AMS	Sample Matrix Spike				Run: PH_COND1-R_080924A			09/24/08 12:16	
Alkalinity, Total as CaCO ₃	210	mg/L	5.0	106	80	120			
Sample ID: R08090323-005AMSD	Sample Matrix Spike Duplicate				Run: PH_COND1-R_080924A			09/24/08 12:20	
Alkalinity, Total as CaCO ₃	196	mg/L	5.0	92	80	120	6.9	10	
Method: A2510 B			Batch: 080925_1_COND-PROBE-W						
Sample ID: LCS_COND-1_080925	Laboratory Control Sample				Run: PH_COND2-R_080925A			09/25/08 10:00	
Conductivity @ 25 C	1410	umhos/cm	5.0	100	90	110			
Sample ID: LCS1-1_080925	Laboratory Control Sample				Run: PH_COND2-R_080925A			09/25/08 10:02	
Conductivity @ 25 C	147	umhos/cm	5.0	98	90	110			
Sample ID: LCS2-1_080925	Laboratory Control Sample				Run: PH_COND2-R_080925A			09/25/08 10:04	
Conductivity @ 25 C	4930	umhos/cm	5.0	99	90	110			
Sample ID: MBLK-1_080925	Method Blank				Run: PH_COND2-R_080925A			09/25/08 10:06	
Conductivity @ 25 C	ND	umhos/cm	5						
Method: A2540 C			Batch: 080923A-SLDS-TDS-W						
Sample ID: LCS1_080923A	Laboratory Control Sample				Run: BAL-4-R_080924A			09/23/08 15:35	
Solids, Total Dissolved TDS @ 180 C	190	mg/L	5.0	97	90	110			
Sample ID: MBLK1_080923A	Method Blank				Run: BAL-4-R_080924A			09/23/08 15:36	
Solids, Total Dissolved TDS @ 180 C	ND	mg/L	3						
Sample ID: R08090295-001BMS	Sample Matrix Spike				Run: BAL-4-R_080924A			09/23/08 15:41	
Solids, Total Dissolved TDS @ 180 C	1600	mg/L	5.0	98	80	120			
Sample ID: R08090295-001BMDS	Sample Matrix Spike Duplicate				Run: BAL-4-R_080924A			09/23/08 15:42	
Solids, Total Dissolved TDS @ 180 C	1600	mg/L	5.0	100	80	120	0.3	10	
Sample ID: R08090314-005AMS	Sample Matrix Spike				Run: BAL-4-R_080924A			09/23/08 15:45	
Solids, Total Dissolved TDS @ 180 C	890	mg/L	5.0	112	80	120			
Sample ID: R08090314-005AMSD	Sample Matrix Spike Duplicate				Run: BAL-4-R_080924A			09/23/08 15:46	
Solids, Total Dissolved TDS @ 180 C	880	mg/L	5.0	106	80	120	1.4	10	

Qualifiers:

RL - Analyte reporting limit.

ND - Not detected at the reporting limit.



QA/QC Summary Report

Client: RESPEC Inc

Project: Edgemont

Report Date: 11/20/08

Work Order: R08090314

Analyte	Result	Units	RL	%REC	Low Limit	High Limit	RPD	RPDLimit	Qual
Method: A2580 B							Batch: 080925-ORP-ISE-W		
Sample ID: LCS	Laboratory Control Sample				Run: PH_COND1-R_080925A		09/25/08 00:00		
Oxidation-Reduction Potential	480	mV		101	95	105			
Sample ID: R08090314-005F	Sample Duplicate				Run: PH_COND1-R_080925A		09/25/08 00:00		
Oxidation-Reduction Potential	230	mV					1	10	
Method: A3114 B							Batch: C_SE3114-081002B		
Sample ID: MBLK	Method Blank				Run: SUB-C108588		10/02/08 10:59		
Selenium-IV	ND	mg/L	0.0003						
Sample ID: 288-142-5	Laboratory Control Sample				Run: SUB-C108588		10/02/08 11:03		
Selenium-IV	0.051	mg/L	0.0010	102	90	110			
Sample ID: R08090314-001E	Sample Matrix Spike Duplicate				Run: SUB-C108588		10/02/08 11:10		
Selenium-IV	0.052	mg/L	0.0010	103	85	115	0.5	10	
Sample ID: R08090314-001E	Sample Matrix Spike				Run: SUB-C108588		10/02/08 11:15		
Selenium-IV	0.052	mg/L	0.0010	103	85	115			
Sample ID: R08090356-006E	Sample Matrix Spike				Run: SUB-C108588		10/02/08 11:45		
Selenium-IV	0.053	mg/L	0.0010	106	85	115			
Sample ID: R08090356-006E	Sample Matrix Spike Duplicate				Run: SUB-C108588		10/02/08 11:47		
Selenium-IV	0.053	mg/L	0.0010	106	85	115	0.2	10	
Method: A3114 B							Batch: C_SE3114-081002D		
Sample ID: MBLK	Method Blank				Run: SUB-C108610		10/02/08 15:23		
Selenium	ND	mg/L	0.0003						
Sample ID: 288-142-5	Laboratory Control Sample				Run: SUB-C108610		10/02/08 15:26		
Selenium	0.052	mg/L	0.0010	103	90	110			
Sample ID: R08090314-001E	Sample Matrix Spike				Run: SUB-C108610		10/02/08 15:30		
Selenium	0.054	mg/L	0.0010	108	85	115			
Sample ID: R08090314-001E	Sample Matrix Spike Duplicate				Run: SUB-C108610		10/02/08 15:32		
Selenium	0.053	mg/L	0.0010	106	85	115	1.8	15	
Sample ID: R08090356-006E	Sample Matrix Spike				Run: SUB-C108610		10/02/08 16:16		
Selenium	0.050	mg/L	0.0010	100	85	115			
Sample ID: R08090356-006E	Sample Matrix Spike Duplicate				Run: SUB-C108610		10/02/08 16:19		
Selenium	0.050	mg/L	0.0010	100	85	115	0.7	15	

Qualifiers:

RL - Analyte reporting limit.

ND - Not detected at the reporting limit.



QA/QC Summary Report

Client: RESPEC Inc

Project: Edgemont

Report Date: 11/20/08

Work Order: R08090314

Analyte	Result	Units	RL	%REC	Low Limit	High Limit	RPD	RPDLimit	Qual
Method: A4500-H B							Batch: 080925_1_PH-W		
Sample ID: LCS_pH-1_080925	Laboratory Control Sample				Run: PH_COND2-R_080925B		09/25/08 11:06		
pH	6.80	s.u.	0.010	99	98.55	101.45			
Method: A4500-NH3 G							Batch: A2008-09-23_2_NH3_01		
Sample ID: MBLK-2	Method Blank				Run: TECHAA2-R_080923A		09/23/08 11:45		
Nitrogen, Ammonia as N	ND	mg/L	0.01						
Sample ID: LFB-3	Laboratory Fortified Blank				Run: TECHAA2-R_080923A		09/23/08 11:46		
Nitrogen, Ammonia as N	0.25	mg/L	0.10	100	90	110			
Sample ID: LFB-4	Laboratory Fortified Blank				Run: TECHAA2-R_080923A		09/23/08 11:47		
Nitrogen, Ammonia as N	0.25	mg/L	0.10	100	90	110			
Sample ID: R08090291-003BMS	Sample Matrix Spike				Run: TECHAA2-R_080923A		09/23/08 12:41		
Nitrogen, Ammonia as N	0.17	mg/L	0.10	70	80	120			S
Sample ID: R08090291-003BMSD	Sample Matrix Spike Duplicate				Run: TECHAA2-R_080923A		09/23/08 12:42		
Nitrogen, Ammonia as N	0.16	mg/L	0.10	63	80	120	10	10	SR
Sample ID: R08090314-004BMS	Sample Matrix Spike				Run: TECHAA2-R_080923A		09/23/08 12:55		
Nitrogen, Ammonia as N	0.30	mg/L	0.10	122	80	120			S
Sample ID: R08090314-004BMSD	Sample Matrix Spike Duplicate				Run: TECHAA2-R_080923A		09/23/08 12:56		
Nitrogen, Ammonia as N	0.32	mg/L	0.10	126	80	120	3.6	10	S
Method: D5072-92							Batch: C_R108590		
Sample ID: MB-R108590	Method Blank				Run: SUB-C108590		09/25/08 16:45		
Radon 222	20	pCi/L							U
Sample ID: LCS-R108590	Laboratory Control Sample				Run: SUB-C108590		09/25/08 16:45		
Radon 222	302	pCi/L	100	93	70	130			
Sample ID: R08090314-005G	Sample Duplicate				Run: SUB-C108590		09/24/08 12:00		
Radon 222	1340	pCi/L	100				12	30	

Qualifiers:

RL - Analyte reporting limit.

R - RPD exceeds advisory limit.

U - Not detected at minimum detectable concentration

ND - Not detected at the reporting limit.

S - Spike recovery outside of advisory limits.



QA/QC Summary Report

Client: RESPEC Inc

Report Date: 11/20/08

Project: Edgemont

Work Order: R08090314

Analyte	Result	Units	RL	%REC	Low Limit	High Limit	RPD	RPDLimit	Qual
Method: E200.7							Batch: C_19902		
Sample ID: MB-19902	Method Blank		Run: SUB-C108485				09/30/08 22:00		
Barium	ND	mg/L	0.006						
Boron	0.02	mg/L	0.01						
Cadmium	ND	mg/L	0.001						
Chromium	ND	mg/L	0.004						
Copper	ND	mg/L	0.005						
Iron	ND	mg/L	0.009						
Manganese	ND	mg/L	0.0003						
Molybdenum	ND	mg/L	0.007						
Nickel	ND	mg/L	0.005						
Strontium	ND	mg/L	0.0004						
Zinc	ND	mg/L	0.001						
Sample ID: LCS3-19902	Laboratory Control Sample		Run: SUB-C108485				09/30/08 22:04		
Barium	0.508	mg/L	0.10	102	85	115			
Boron	0.516	mg/L	0.10	100	85	115			
Cadmium	0.257	mg/L	0.010	103	85	115			
Chromium	0.508	mg/L	0.050	102	85	115			
Copper	0.510	mg/L	0.010	102	85	115			
Iron	2.81	mg/L	0.030	112	85	115			
Manganese	2.58	mg/L	0.010	103	85	115			
Molybdenum	0.511	mg/L	0.10	102	85	115			
Nickel	0.508	mg/L	0.050	102	85	115			
Strontium	0.507	mg/L	0.10	101	85	115			
Zinc	0.506	mg/L	0.010	101	85	115			
Sample ID: C08091030-001BMS3	Sample Matrix Spike		Run: SUB-C108485				09/30/08 22:44		
Barium	0.622	mg/L	0.10	104	70	130			
Cadmium	0.261	mg/L	0.0010	104	70	130			
Chromium	0.515	mg/L	0.050	103	70	130			
Copper	0.522	mg/L	0.010	103	70	130			
Manganese	2.62	mg/L	0.010	105	70	130			
Nickel	0.511	mg/L	0.050	102	70	130			
Zinc	0.516	mg/L	0.010	102	70	130			
Sample ID: C08091030-001BMSD3	Sample Matrix Spike Duplicate		Run: SUB-C108485				09/30/08 22:48		
Barium	0.614	mg/L	0.10	102	70	130	1.3	20	
Cadmium	0.257	mg/L	0.0010	103	70	130	1.7	20	
Chromium	0.509	mg/L	0.050	102	70	130	1.2	20	
Copper	0.517	mg/L	0.010	102	70	130	1	20	
Manganese	2.57	mg/L	0.010	102	70	130	2	20	
Nickel	0.505	mg/L	0.050	101	70	130	1.2	20	
Zinc	0.507	mg/L	0.010	100	70	130	1.8	20	

Qualifiers:

RL - Analyte reporting limit.

ND - Not detected at the reporting limit.



QA/QC Summary Report

Client: RESPEC Inc

Project: Edgemont

Report Date: 11/20/08

Work Order: R08090314

Analyte	Result	Units	RL	%REC	Low Limit	High Limit	RPD	RPDLimit	Qual
Method: E200.7							Batch: C_R108485		
Sample ID: MB-080930A	Method Blank		Run: SUB-C108485				09/30/08 13:29		
Silicon	0.04	mg/L	0.02						
Aluminum	ND	mg/L	0.004						
Barium	ND	mg/L	0.006						
Boron	0.02	mg/L	0.008						
Cadmium	ND	mg/L	0.0008						
Calcium	ND	mg/L	0.1						
Chromium	ND	mg/L	0.002						
Copper	ND	mg/L	0.005						
Iron	0.005	mg/L	0.005						
Magnesium	ND	mg/L	0.04						
Manganese	ND	mg/L	0.0003						
Molybdenum	ND	mg/L	0.003						
Nickel	ND	mg/L	0.004						
Potassium	ND	mg/L	0.02						
Sodium	ND	mg/L	0.8						
Strontium	ND	mg/L	0.0002						
Vanadium	0.005	mg/L	0.003						
Zinc	ND	mg/L	0.002						
Silica	0.09	mg/L	0.04						
Sample ID: LFB-080930A	Laboratory Fortified Blank		Run: SUB-C108485				09/30/08 13:33		
Silicon	0.47	mg/L	0.021	108	85	125			
Aluminum	1.00	mg/L	0.10	100	85	125			
Barium	1.0	mg/L	0.10	103	85	125			
Boron	1.0	mg/L	0.10	102	85	125			
Cadmium	1.0	mg/L	0.010	100	85	125			
Calcium	55	mg/L	0.50	110	85	125			
Chromium	1.0	mg/L	0.050	103	85	125			
Copper	1.0	mg/L	0.010	104	85	125			
Iron	1.1	mg/L	0.030	106	85	125			
Magnesium	54	mg/L	0.50	107	85	125			
Manganese	1.0	mg/L	0.010	104	85	125			
Molybdenum	1.0	mg/L	0.10	101	85	125			
Nickel	1.0	mg/L	0.050	101	85	125			
Potassium	46	mg/L	0.50	92	85	125			
Sodium	50	mg/L	0.77	100	85	125			
Strontium	1.1	mg/L	0.10	105	85	125			
Vanadium	1.1	mg/L	0.10	106	85	125			
Zinc	1.0	mg/L	0.010	103	85	125			
Silica	1.0	mg/L	0.044	46	85	125			S
Sample ID: C08091067-005BMS2	Sample Matrix Spike		Run: SUB-C108485				09/30/08 19:30		
Aluminum	2.11	mg/L	0.10	105	70	130			

Qualifiers:

RL - Analyte reporting limit.

ND - Not detected at the reporting limit.

S - Spike recovery outside of advisory limits.



QA/QC Summary Report

Client: RESPEC Inc

Project: Edgemont

Report Date: 11/20/08

Work Order: R08090314

Analyte	Result	Units	RL	%REC	Low Limit	High Limit	RPD	RPDLimit	Qual
Method: E200.7							Batch: C_R108485		
Sample ID: C08091067-005BMS2	Sample Matrix Spike			Run: SUB-C108485			09/30/08 19:30		
Barium	2.11	mg/L	0.10	105	70	130			
Boron	2.15	mg/L	0.10	104	70	130			
Cadmium	2.05	mg/L	0.010	103	70	130			
Chromium	2.12	mg/L	0.050	106	70	130			
Copper	2.10	mg/L	0.010	105	70	130			
Iron	2.25	mg/L	0.030	112	70	130			
Manganese	2.16	mg/L	0.010	105	70	130			
Molybdenum	2.03	mg/L	0.10	101	70	130			
Nickel	2.09	mg/L	0.050	104	70	130			
Silicon	7.96	mg/L	0.10		70	130			A
Strontium	2.81	mg/L	0.10	105	70	130			
Vanadium	2.23	mg/L	0.10	111	70	130			
Zinc	2.13	mg/L	0.010	106	70	130			
Calcium	180	mg/L	1.0	110	70	130			
Magnesium	137	mg/L	1.0	110	70	130			
Potassium	98.6	mg/L	1.0	95	70	130			
Sodium	152	mg/L	1.5	103	70	130			
Silica	17.0	mg/L	0.21		70	130			A
Sample ID: C08091067-005BMSD2	Sample Matrix Spike Duplicate			Run: SUB-C108485			09/30/08 19:34		
Aluminum	2.06	mg/L	0.10	103	70	130	2.1	20	
Barium	2.13	mg/L	0.10	105	70	130	0.9	20	
Boron	2.20	mg/L	0.10	106	70	130	2.1	20	
Cadmium	2.08	mg/L	0.010	104	70	130	1.5	20	
Chromium	2.14	mg/L	0.050	107	70	130	1.2	20	
Copper	2.14	mg/L	0.010	107	70	130	1.5	20	
Iron	2.30	mg/L	0.030	115	70	130	2.4	20	
Manganese	2.18	mg/L	0.010	106	70	130	0.8	20	
Molybdenum	2.06	mg/L	0.10	103	70	130	1.7	20	
Nickel	2.10	mg/L	0.050	105	70	130	0.5	20	
Silicon	8.09	mg/L	0.10		70	130	1.7	20	A
Strontium	2.78	mg/L	0.10	104	70	130	1.1	20	
Vanadium	2.27	mg/L	0.10	113	70	130	1.9	20	
Zinc	2.17	mg/L	0.010	108	70	130	2.3	20	
Calcium	181	mg/L	1.0	110	70	130	0.2	20	
Magnesium	137	mg/L	1.0	110	70	130	0.1	20	
Potassium	97.7	mg/L	1.0	95	70	130	0.8	20	
Sodium	154	mg/L	1.5	104	70	130	0.8	20	
Silica	17.3	mg/L	0.21		70	130	1.7	20	A

Qualifiers:

RL - Analyte reporting limit.

A - The analyte level was greater than four times the spike level. In accordance with the method % recovery is not calculated.

ND - Not detected at the reporting limit.



QA/QC Summary Report

Client: RESPEC Inc

Project: Edgemont

Report Date: 11/20/08

Work Order: R08090314

Analyte	Result	Units	RL	%REC	Low Limit	High Limit	RPD	RPDLimit	Qual
Method: E200.7_8							Batch: C_R108648		
Sample ID: LRB	Method Blank		Run: SUB-C108648				10/02/08 13:13		
Antimony	0.0001	mg/L	2E-05						
Arsenic	ND	mg/L	0.0002						
Beryllium	ND	mg/L	3E-05						
Lead	ND	mg/L	1E-05						
Selenium	ND	mg/L	0.0003						
Silver	7E-05	mg/L	2E-05						
Thallium	ND	mg/L	2E-05						
Uranium	ND	mg/L	1E-05						
Sample ID: LFB	Laboratory Fortified Blank		Run: SUB-C108648				10/02/08 13:20		
Antimony	0.0495	mg/L	0.0010	99	85	115			
Arsenic	0.0502	mg/L	0.0010	100	85	115			
Beryllium	0.0514	mg/L	0.0010	103	85	115			
Lead	0.0501	mg/L	0.0010	100	85	115			
Selenium	0.0522	mg/L	0.0010	104	85	115			
Silver	0.0203	mg/L	0.0010	101	85	115			
Thallium	0.0495	mg/L	0.0010	99	85	115			
Uranium	0.0470	mg/L	0.00030	94	85	115			

Qualifiers:

RL - Analyte reporting limit.

ND - Not detected at the reporting limit.



QA/QC Summary Report

Client: RESPEC Inc

Project: Edgemont

Report Date: 11/20/08

Work Order: R08090314

Analyte	Result	Units	RL	%REC	Low Limit	High Limit	RPD	RPDLimit	Qual
Method: E200.8							Batch: C_19902		
Sample ID: MB-19902	Method Blank		Run: SUB-C108648				10/02/08 17:04		
Antimony	ND	mg/L	0.0002						
Arsenic	0.004	mg/L	0.001						
Beryllium	ND	mg/L	0.0002						
Lead	ND	mg/L	5E-05						
Selenium	ND	mg/L	0.0005						
Silver	ND	mg/L	0.0005						
Thallium	ND	mg/L	4E-05						
Uranium	ND	mg/L	5E-05						
Sample ID: LCS3-19902	Laboratory Control Sample		Run: SUB-C108648				10/02/08 17:38		
Antimony	0.541	mg/L	0.050	108	85	115			
Arsenic	0.550	mg/L	0.011	109	85	115			
Beryllium	0.237	mg/L	0.010	95	85	115			
Lead	0.502	mg/L	0.050	100	85	115			
Selenium	0.596	mg/L	0.0049	119	85	115			S
Silver	0.0438	mg/L	0.010	88	85	115			
Thallium	0.504	mg/L	0.10	101	85	115			
Uranium	0.566	mg/L	0.00049	113	85	115			
Sample ID: C08091030-001BMS3	Sample Matrix Spike		Run: SUB-C108648				10/02/08 20:49		
Antimony	0.531	mg/L	0.050	106	70	130			
Arsenic	0.553	mg/L	0.011	111	70	130			
Beryllium	0.243	mg/L	0.010	97	70	130			
Lead	0.491	mg/L	0.050	98	70	130			
Selenium	0.568	mg/L	0.0049	114	70	130			
Silver	0.0442	mg/L	0.010	88	70	130			
Thallium	0.496	mg/L	0.10	99	70	130			
Uranium	0.540	mg/L	0.00049	108	70	130			
Sample ID: C08091030-001BMSD3	Sample Matrix Spike Duplicate		Run: SUB-C108648				10/02/08 20:56		
Antimony	0.553	mg/L	0.050	111	70	130	4.1	20	
Arsenic	0.524	mg/L	0.011	105	70	130	5.4	20	
Beryllium	0.251	mg/L	0.010	100	70	130	3.2	20	
Lead	0.506	mg/L	0.050	101	70	130	3.1	20	
Selenium	0.528	mg/L	0.0049	106	70	130	7.4	20	
Silver	0.0466	mg/L	0.010	93	70	130	5.2	20	
Thallium	0.504	mg/L	0.10	101	70	130	1.6	20	
Uranium	0.548	mg/L	0.00049	109	70	130	1.5	20	

Qualifiers:

RL - Analyte reporting limit.

ND - Not detected at the reporting limit.

S - Spike recovery outside of advisory limits.



QA/QC Summary Report

Client: RESPEC Inc

Project: Edgemont

Report Date: 11/20/08

Work Order: R08090314

Analyte	Result	Units	RL	%REC	Low Limit	High Limit	RPD	RPDLimit	Qual
Method: E200.8							Batch: C_R108490		
Sample ID: LRB	Method Blank				Run: SUB-C108490		09/30/08 12:20		
Uranium	2E-06	mg/L	2E-06						
Sample ID: LFB	Laboratory Fortified Blank				Run: SUB-C108490		09/30/08 12:24		
Uranium	0.0495	mg/L	0.00030	99	85	115			
Sample ID: 15 ppb CTRL	Laboratory Control Sample				Run: SUB-C108490		09/30/08 16:41		
Uranium	0.017	mg/L	0.0050	115	70	130			
Sample ID: 30 ppb CTRL	Laboratory Control Sample				Run: SUB-C108490		09/30/08 16:45		
Uranium	0.034	mg/L	0.0050	113	70	130			
Sample ID: 45 ppb CTRL	Laboratory Control Sample				Run: SUB-C108490		09/30/08 16:49		
Uranium	0.049	mg/L	0.0050	109	70	130			
Sample ID: C08090557-005AMS	Sample Matrix Spike				Run: SUB-C108490		09/30/08 18:49		
Uranium	0.046	mg/L	0.00030	93	70	130			
Sample ID: C08090557-005AMSD	Sample Matrix Spike Duplicate				Run: SUB-C108490		09/30/08 18:53		
Uranium	0.047	mg/L	0.00030	93	70	130	0.7	20	
Sample ID: C08091148-031AMS2	Sample Matrix Spike				Run: SUB-C108490		09/30/08 22:17		
Uranium	0.024	mg/L	0.0050	76	70	130			

Qualifiers:

RL - Analyte reporting limit.

ND - Not detected at the reporting limit.



QA/QC Summary Report

Client: RESPEC Inc

Project: Edgemont

Report Date: 11/20/08

Work Order: R08090314

Analyte	Result	Units	RL	%REC	Low Limit	High Limit	RPD	RPDLimit	Qual
Method: E200.8							Batch: C_R108491		
Sample ID: LRB	Method Blank		Run: SUB-C108491				09/30/08 13:11		
Arsenic	ND	mg/L	6E-05						
Cadmium	ND	mg/L	1E-05						
Copper	ND	mg/L	7E-05						
Lead	ND	mg/L	3E-05						
Mercury	ND	mg/L	8E-05						
Silver	ND	mg/L	3E-05						
Thorium 232	ND	mg/L	4E-05						
Uranium	ND	mg/L	1E-05						
Sample ID: LFB	Laboratory Fortified Blank		Run: SUB-C108491				09/30/08 13:18		
Arsenic	0.0524	mg/L	0.0010	105	85	115			
Cadmium	0.0517	mg/L	0.0010	103	85	115			
Copper	0.0530	mg/L	0.0010	106	85	115			
Lead	0.0515	mg/L	0.0010	103	85	115			
Mercury	0.00511	mg/L	0.0010	102	85	115			
Silver	0.0206	mg/L	0.0010	103	85	115			
Thorium 232	0.0506	mg/L	0.0010	101	85	115			
Uranium	0.0506	mg/L	0.00030	101	85	115			
Sample ID: R08090314-005C	Post Digestion Spike		Run: SUB-C108491				09/30/08 20:05		
Arsenic	0.0714	mg/L	0.0010	102	70	130			
Cadmium	0.0500	mg/L	0.010	100	70	130			
Copper	0.0485	mg/L	0.010	96	70	130			
Lead	0.0515	mg/L	0.050	102	70	130			
Mercury	0.00517	mg/L	0.0010	103	70	130			
Silver	0.0150	mg/L	0.010	75	70	130			
Thorium 232	0.0527	mg/L	0.0010	105	70	130			
Uranium	0.0551	mg/L	0.00030	105	70	130			
Sample ID: R08090314-005C	Post Digestion Spike Duplicate		Run: SUB-C108491				09/30/08 20:12		
Arsenic	0.0714	mg/L	0.0010	102	70	130	0	20	
Cadmium	0.0499	mg/L	0.010	100	70	130	0.3	20	
Copper	0.0482	mg/L	0.010	96	70	130	0.7	20	
Lead	0.0507	mg/L	0.050	101	70	130	1.5	20	
Mercury	0.00514	mg/L	0.0010	103	70	130	0.5	20	
Silver	0.0153	mg/L	0.010	77	70	130	2.1	20	
Thorium 232	0.0531	mg/L	0.0010	106	70	130	0.7	20	
Uranium	0.0552	mg/L	0.00030	105	70	130	0.1	20	

Qualifiers:

RL - Analyte reporting limit.

ND - Not detected at the reporting limit.



QA/QC Summary Report

Client: RESPEC Inc

Project: Edgemont

Report Date: 11/20/08

Work Order: R08090314

Analyte	Result	Units	RL	%REC	Low Limit	High Limit	RPD	RPDLimit	Qual
Method: E200.8							Batch: C_R108648		
Sample ID: C08091079-003BMS4	Post Digestion Spike			Run: SUB-C108648			10/02/08 23:32		
Antimony	0.0529	mg/L	0.050	105	70	130			
Arsenic	0.0524	mg/L	0.0016	105	70	130			
Beryllium	0.0430	mg/L	0.010	86	70	130			
Lead	0.0499	mg/L	0.050	100	70	130			
Selenium	0.0561	mg/L	0.0010	107	70	130			
Silver	0.0163	mg/L	0.010	81	70	130			
Thallium	0.0500	mg/L	0.10	100	70	130			
Uranium	0.0577	mg/L	0.00030	96	70	130			
Sample ID: C08091079-003BMSD4	Post Digestion Spike Duplicate			Run: SUB-C108648			10/02/08 23:39		
Antimony	0.0532	mg/L	0.050	106	70	130	0.7	20	
Arsenic	0.0523	mg/L	0.0016	105	70	130	0.2	20	
Beryllium	0.0438	mg/L	0.010	88	70	130	1.8	20	
Lead	0.0494	mg/L	0.050	99	70	130	0	20	
Selenium	0.0558	mg/L	0.0010	106	70	130	0.7	20	
Silver	0.0165	mg/L	0.010	82	70	130	1.1	20	
Thallium	0.0495	mg/L	0.10	99	70	130	0	20	
Uranium	0.0571	mg/L	0.00030	95	70	130	1	20	
Method: E200.8							Batch: C_R110289		
Sample ID: LRB	Method Blank			Run: SUB-C110289			11/03/08 12:07		
Arsenic	ND	mg/L	6E-05						
Sample ID: LFB	Laboratory Fortified Blank			Run: SUB-C110289			11/03/08 12:14		
Arsenic	0.0494	mg/L	0.0010	99	85	115			
Sample ID: C08100994-020AMS4	Post Digestion Spike			Run: SUB-C110289			11/03/08 18:07		
Arsenic	0.0502	mg/L	0.0010	100	70	130			
Sample ID: C08100994-020AMSD4	Post Digestion Spike Duplicate			Run: SUB-C110289			11/03/08 18:14		
Arsenic	0.0496	mg/L	0.0010	98	70	130	1.2	20	
Sample ID: C08100981-001AMS4	Post Digestion Spike			Run: SUB-C110289			11/04/08 06:33		
Arsenic	0.0467	mg/L	0.0010	84	70	130			
Sample ID: C08100981-001AMSD4	Post Digestion Spike Duplicate			Run: SUB-C110289			11/04/08 06:40		
Arsenic	0.0478	mg/L	0.0010	86	70	130	2.3	20	

Qualifiers:

RL - Analyte reporting limit.

ND - Not detected at the reporting limit.



QA/QC Summary Report

Client: RESPEC Inc
Project: Edgemont

Report Date: 11/20/08
Work Order: R08090314

Analyte	Result	Units	RL	%REC	Low Limit	High Limit	RPD	RPDLimit	Qual
Method: E245.1							Batch: B_34942		
Sample ID: MB-34942	Method Blank				Run: SUB-B118320		09/29/08 09:37		
Mercury	ND	mg/L	5E-05						
Sample ID: LFB-34942	Laboratory Fortified Blank				Run: SUB-B118320		09/29/08 09:44		
Mercury	0.0019	mg/L	0.0010	95	85	115			
Sample ID: B08092320-001DMS	Sample Matrix Spike				Run: SUB-B118320		09/29/08 10:25		
Mercury	0.0025	mg/L	0.0010	124	70	130			
Sample ID: B08092320-001DMSD	Sample Matrix Spike Duplicate				Run: SUB-B118320		09/29/08 10:28		
Mercury	0.0021	mg/L	0.0010	105	70	130	16	30	
Method: E245.1							Analytical Run: SUB-B118320		
Sample ID: QCS	Initial Calibration Verification Standard						09/29/08 09:22		
Mercury	0.0018	mg/L	0.0010	92	90	110			

Qualifiers:

RL - Analyte reporting limit.

ND - Not detected at the reporting limit.



QA/QC Summary Report

Client: RESPEC Inc

Project: Edgemont

Report Date: 11/20/08

Work Order: R08090314

Analyte	Result	Units	RL	%REC	Low Limit	High Limit	RPD	RPDLimit	Qual
Method: E300.0							Batch: R37666		
Sample ID: LFB0809244728-3	Laboratory Fortified Blank			Run: DIONEX_080924A			09/24/08 17:00		
Chloride	4.82	mg/L	0.50	96	90	110			
Fluoride	2.02	mg/L	0.10	101	90	110			
Nitrogen, Nitrate as N	2.38	mg/L	0.10	95	90	110			
Nitrogen, Nitrite as N	2.48	mg/L	0.10	99	90	110			
Sulfate	14.6	mg/L	1.0	97	90	110			
Sample ID: LFB0809244728-4	Laboratory Fortified Blank			Run: DIONEX_080924A			09/24/08 17:16		
Chloride	4.93	mg/L	0.50	99	90	110			
Fluoride	2.07	mg/L	0.10	103	90	110			
Nitrogen, Nitrate as N	2.44	mg/L	0.10	98	90	110			
Nitrogen, Nitrite as N	2.53	mg/L	0.10	101	90	110			
Sulfate	15.0	mg/L	1.0	100	90	110			
Sample ID: R08090331-009AMS	Sample Matrix Spike			Run: DIONEX_080924A			09/24/08 21:06		
Chloride	48.5	mg/L	0.50		80	120			A
Fluoride	1.30	mg/L	0.10	53	80	120			S
Nitrogen, Nitrate as N	9.18	mg/L	0.10	81	80	120			
Nitrogen, Nitrite as N	2.62	mg/L	0.10	94	80	120			
Sulfate	3490	mg/L	1.0		80	120			A
Sample ID: R08090331-009AMSD	Sample Matrix Spike Duplicate			Run: DIONEX_080924A			09/24/08 21:22		
Chloride	49.0	mg/L	0.50		80	120	0.9	10	A
Fluoride	1.21	mg/L	0.10	48	80	120	7.2	10	S
Nitrogen, Nitrate as N	9.25	mg/L	0.10	84	80	120	0.8	10	
Nitrogen, Nitrite as N	2.66	mg/L	0.10	95	80	120	1.5	10	
Sulfate	3500	mg/L	1.0		80	120	0.3	10	A
Sample ID: R08090314-004AMS	Sample Matrix Spike			Run: DIONEX_080924A			09/25/08 00:23		
Chloride	254	mg/L	5.4	91	80	120			
Fluoride	104	mg/L	0.56	97	80	120			
Nitrogen, Nitrate as N	120	mg/L	1.3	96	80	120			
Nitrogen, Nitrite as N	126	mg/L	2.9	100	80	120			
Sulfate	1190	mg/L	3.4	89	80	120			
Sample ID: R08090314-004AMSD	Sample Matrix Spike Duplicate			Run: DIONEX_080924A			09/25/08 00:39		
Chloride	243	mg/L	5.4	86	80	120	4.7	10	
Fluoride	99.2	mg/L	0.56	93	80	120	4.8	10	
Nitrogen, Nitrate as N	114	mg/L	1.3	91	80	120	5.2	10	
Nitrogen, Nitrite as N	120	mg/L	2.9	96	80	120	4.9	10	
Sulfate	1160	mg/L	3.4	84	80	120	3	10	

Qualifiers:

RL - Analyte reporting limit.

ND - Not detected at the reporting limit.

A - The analyte level was greater than four times the spike level. In accordance with the method % recovery is not calculated.

S - Spike recovery outside of advisory limits.



QA/QC Summary Report

Client: RESPEC Inc

Project: Edgemont

Report Date: 11/20/08

Work Order: R08090314

Analyte	Result	Units	RL	%REC	Low Limit	High Limit	RPD	RPDLimit	Qual
Method: E900.0							Batch: C_GrAB-0536		
Sample ID: MB-GrAB-0536	Method Blank				Run: SUB-C109284			10/11/08 07:02	
Gross Alpha	0.6	pCi/L							
Gross Beta	-0.4	pCi/L							U
Sample ID: UNAT-GrAB-0536	Laboratory Control Sample				Run: SUB-C109284			10/11/08 07:02	
Gross Alpha	120	pCi/L		87	70	130			
Sample ID: C08090586-002FMS	Sample Matrix Spike				Run: SUB-C109284			10/11/08 07:02	
Gross Beta	98.7	pCi/L		108	70	130			
Sample ID: C08090586-002FMSD	Sample Matrix Spike Duplicate				Run: SUB-C109284			10/11/08 07:02	
Gross Beta	89.2	pCi/L		98	70	130	10	16	
Sample ID: C08090975-004HDUP	Sample Duplicate				Run: SUB-C109284			10/12/08 05:28	
Gross Alpha	1700	pCi/L					13	14.9	
Gross Beta	690	pCi/L					2.3	14.3	
Method: E901.1							Batch: C_R109497		
Sample ID: MB-R109497	Method Blank				Run: SUB-C109497			10/13/08 15:50	
Americium 241		pCi/L							
Barium 133		pCi/L							
Bismuth 212		pCi/L							
Bismuth 214		pCi/L							
Cesium 134		pCi/L							
Cesium 137		pCi/L							
Cobalt 60		pCi/L							
Iodine 125		pCi/L							
Iodine 131		pCi/L							
Lead 212		pCi/L							
Lead 214		pCi/L							
Manganese 54		pCi/L							
Potassium 40		pCi/L							
Radium 223		pCi/L							
Radium 224		pCi/L							
Thallium 208		pCi/L							
Thorium 228		pCi/L							
Thorium 234		pCi/L							
Zinc 65		pCi/L							
Radium 228		pCi/L							
Gross Gamma		pCi/L							
Sample ID: LCS-R109497	Laboratory Control Sample				Run: SUB-C109497			10/13/08 15:50	
Cesium 137	46000	pCi/L	20	106	70	130			
Cobalt 60	32000	pCi/L	20	102	70	130			

Qualifiers:

RL - Analyte reporting limit.

ND - Not detected at the reporting limit.

U - Not detected at minimum detectable concentration



QA/QC Summary Report

Client: RESPEC Inc
Project: Edgemont

Report Date: 11/20/08
Work Order: R08090314

Analyte	Result	Units	RL	%REC	Low Limit	High Limit	RPD	RPDLimit	Qual
Method: E903.0							Batch: C_R109056		
Sample ID: C08090526-001AMS	Sample Matrix Spike				Run: SUB-C109056			10/09/08 12:39	
Radium 226	9.0	pCi/g-dry	80		70	130			
Sample ID: C08090526-001AMSD	Sample Matrix Spike Duplicate				Run: SUB-C109056			10/09/08 12:39	
Radium 226	8.8	pCi/g-dry	82		70	130	1.5	20.9	
Sample ID: LCS-19954	Laboratory Control Sample				Run: SUB-C109056			10/09/08 12:39	
Radium 226	0.015	pCi/g-dry	95		70	130			
Sample ID: MB-19954	Method Blank				Run: SUB-C109056			10/09/08 12:39	
Radium 226	0.0001	pCi/g-dry							U
Method: E903.0							Batch: C_RA226-3131		
Sample ID: C08091031-001DMS	Sample Matrix Spike				Run: SUB-C109203			10/14/08 12:40	
Radium 226	15	pCi/L	98		70	130			
Sample ID: C08091031-001DMSD	Sample Matrix Spike Duplicate				Run: SUB-C109203			10/14/08 12:40	
Radium 226	15	pCi/L	93		70	130	5.7	23.7	
Sample ID: MB-RA226-3131	Method Blank				Run: SUB-C109203			10/14/08 15:07	
Radium 226	0.2	pCi/L							
Sample ID: LCS-RA226-3131	Laboratory Control Sample				Run: SUB-C109203			10/14/08 15:07	
Radium 226	7.8	pCi/L	96		70	130			
Method: E907.0							Batch: C_19925		
Sample ID: C08090975-001IMS	Sample Matrix Spike				Run: SUB-C109263			09/30/08 16:00	
Thorium 230	12.4	pCi/L	0.20	114	70	130			
Sample ID: C08090975-001IMSD	Sample Matrix Spike Duplicate				Run: SUB-C109263			09/30/08 16:00	
Thorium 230	15.8	pCi/L	0.20	139	70	130	24	30	S
- Spike response is outside of the acceptance range for this analysis. Since the LCS and the RPD for the MS MSD pair are acceptable, the response is considered to be matrix related. The batch is approved.									
Sample ID: LCS-19925	Laboratory Control Sample				Run: SUB-C109263			09/30/08 16:00	
Thorium 230	19.5	pCi/L	0.20	86	70	130			
Sample ID: MB-19925	Method Blank				Run: SUB-C109263			09/30/08 16:00	
Thorium 230	-1	pCi/L							U

Qualifiers:

RL - Analyte reporting limit.

S - Spike recovery outside of advisory limits.

ND - Not detected at the reporting limit.

U - Not detected at minimum detectable concentration



QA/QC Summary Report

Client: RESPEC Inc
Project: Edgemont

Report Date: 11/20/08
Work Order: R08090314

Analyte	Result	Units	RL	%REC	Low Limit	High Limit	RPD	RPDLimit	Qual
Method: E907.0							Batch: C_RA-TH-ISO-0656		
Sample ID: LCS-RA-TH-ISO-0656	Laboratory Control Sample				Run: SUB-C109544				10/20/08 08:48
Thorium 230	6.53	pCi/L	0.20	109	70	130			
Sample ID: C08090823-001DMS	Sample Matrix Spike				Run: SUB-C109544				10/20/08 08:48
Thorium 230	15.8	pCi/L	0.20	97	70	130			
Sample ID: C08090823-001DMSD	Sample Matrix Spike Duplicate				Run: SUB-C109544				10/20/08 08:48
Thorium 230	14.5	pCi/L	0.20	90	70	130	8.7	41.5	
Sample ID: MB-RA-TH-ISO-0656	Method Blank				Run: SUB-C109544				10/20/08 15:17
Thorium 230	-0.03	pCi/L							U
Method: E909.0M							Batch: C_19925		
Sample ID: C08090341-005AMS	Sample Matrix Spike				Run: SUB-C108927				10/01/08 08:40
Lead 210	1210	pCi/Filter		56	70	130			S
- Spike response is outside of the acceptance range for this analysis. Since the LCS and the RPD for the MS MSD pair are acceptable, the response is considered to be matrix related. The batch is approved.									
Sample ID: C08090341-005AMSD	Sample Matrix Spike Duplicate				Run: SUB-C108927				10/01/08 08:40
Lead 210	1430	pCi/Filter		75	70	130	17	30	
Sample ID: MB-R108927	Method Blank				Run: SUB-C108927				10/01/08 08:40
Lead 210	1	pCi/L							U
Sample ID: LCS-R108927	Laboratory Control Sample				Run: SUB-C108927				10/01/08 08:40
Lead 210	120	pCi/L		106	70	130			
Method: E909.0M							Batch: C_R109120		
Sample ID: C08090975-005HMS	Sample Matrix Spike				Run: SUB-C109120				10/02/08 10:37
Lead 210	640	pCi/L		111	70	130			
Sample ID: C08090975-005HMSD	Sample Matrix Spike Duplicate				Run: SUB-C109120				10/02/08 10:37
Lead 210	450	pCi/L		77	70	130	36	30	R
- The RPD for the MSD is high. The individual spike recoveries are within range, the MB is acceptable, and the LCS is within range, therefore the batch is approved.									
Sample ID: R08090356-005H	Sample Duplicate				Run: SUB-C109120				10/02/08 10:37
Lead 210	1.9	pCi/L					2100	30	UR
Lead 210 MDC	9.0	pCi/L							
- The Sample and the Duplicate are both below the MDC; the RPD is acceptable.									
Sample ID: MB-R109120	Method Blank				Run: SUB-C109120				10/02/08 10:37
Lead 210	-0.8	pCi/L							U
Sample ID: LCS-R109120	Laboratory Control Sample				Run: SUB-C109120				10/02/08 10:37
Lead 210	120	pCi/L		101	70	130			

Qualifiers:

RL - Analyte reporting limit.

R - RPD exceeds advisory limit.

U - Not detected at minimum detectable concentration

ND - Not detected at the reporting limit.

S - Spike recovery outside of advisory limits.



QA/QC Summary Report

Client: RESPEC Inc

Project: Edgemont

Report Date: 11/20/08

Work Order: R08090314

Analyte	Result	Units	RL	%REC	Low Limit	High Limit	RPD	RPDLimit	Qual
Method: RMO-3008							Batch: C_PO210-0149		
Sample ID: R08090356-009J	Sample Matrix Spike				Run: SUB-C109078			10/02/08 14:54	
Polonium 210	44	pCi/L	1.0	102	70	130			
Sample ID: R08090356-009J	Sample Matrix Spike Duplicate				Run: SUB-C109078			10/02/08 14:54	
Polonium 210	55	pCi/L	1.0	128	70	130	22	61.7	
Sample ID: LCS-PO210-0149	Laboratory Control Sample				Run: SUB-C109078			10/03/08 08:57	
Polonium 210	41	pCi/L	1.0	95	70	130			
Sample ID: MB-PO210-0149	Method Blank				Run: SUB-C109078			10/03/08 08:57	
Polonium 210	0.07	pCi/L							U

Qualifiers:

RL - Analyte reporting limit.

U - Not detected at minimum detectable concentration

ND - Not detected at the reporting limit.



ENERGY LABORATORIES, INC. • 2821 Plant Street • Rapid City, SD 57702 • www.energylab.com
Toll Free 888.672.1225 • Voice 605.342.1225 • Fax 605.342.1397 • rapid_city@energylab.com



Chain of Custody and Analytical Request Record

Page 1 of 1

PLEASE PRINT - Provide as much information as possible.

Company Name: RESPEC		Project Name, PWS, Permit, Etc.		Sample Origin	State: SD	EPA/State Compliance: Yes <input type="checkbox"/> No <input type="checkbox"/>
Report Mail Address:		Contact Name: Powell DB		Phone/Fax:	Email:	Sampler: (Please Print) Eric Krombe
Invoice Address:		Invoice Contact & Phone:		Purchase Order:	Quote/Bottle Order:	Allen Scott
Special Report/Formats - ELI must be notified prior to sample submittal for the following: <input type="checkbox"/> DW <input type="checkbox"/> A2LA <input type="checkbox"/> EDD/EDT (Electronic Data) <input type="checkbox"/> GSA <input type="checkbox"/> POTW/WWTP <input type="checkbox"/> Format: <input type="checkbox"/> LEVEL IV <input type="checkbox"/> State: <input type="checkbox"/> NELAC <input type="checkbox"/> Other: <input type="checkbox"/>				Number of Containers Sample Type: A W S V B O Air Water Soils/Solids Vegetation Bioassay Other		
SAMPLE IDENTIFICATION (Name, Location, Interval, etc.)		Collection Date	Collection Time	MATRIX	ANALYSIS REQUESTED	
1 Dew Burd GW 680		4/22/08	11:18	N	See Attached Normal Turnaround (TAT) RUSH	
2 Dew Burd GW 680		4/22/08	11:22	N		
3 Dew Burd GW 698		4/22/08	13:05	N		
4 Dew Burd GW 622		4/22/08	16:00	N		
5 Dew Burd GW 615		4/22/08	16:30	N		
6					LABORATORY USE ONLY	
7						
8						
9						
10						
Custody Record MUST be Signed		Relinquished by (print): Eric Krombe	Date/Time: 4/23/08 0810	Signature: [Signature]	Received by (print): Linda Green	Date/Time: 4/23/08 0810
Sample Disposal: Return to Client		Lab Disposal:		Received by laboratory: Linda Green	Date/Time: 4/23/08 0810	Signature: [Signature]

In certain circumstances, samples submitted to Energy Laboratories, Inc. may be subcontracted to other certified laboratories in order to complete the analysis requested. This serves as notice of this possibility. All sub-contract data will be clearly noted on your analytical report. Visit our web site at www.energylab.com for additional information, downloadable fee schedule, forms, and links.



ANALYTICAL SUMMARY REPORT

November 20, 2008

Cory Foreman
RESPEC Inc
3824 Jet Dr
Rapid City, SD 57701-

Workorder No.: R08090356 Quote ID: R286

Project Name: Edgemont

Energy Laboratories Inc. received the following 9 samples for RESPEC Inc on 9/24/2008 for analysis.

Sample ID	Client Sample ID	Collect Date	Receive Date	Matrix	Test
R08090356-001	DewBurd GW689	09/23/08 13:43	09/24/08	Aqueous	Metals by ICP/ICPMS, Dissolved Metals by ICP/ICPMS, Suspended Metals by ICP/ICPMS, Total Alkalinity Anion - Cation Balance Conductivity Mercury, Total Selenium, Dissolved Selenium, Dissolved Selenium, Dissolved Anions by Ion Chromatography Nitrogen, Ammonia Oxidation Reduction Potential pH Digestion, Total Metals Digestion, Total Metals Dissolved Filtration Digestion, Mercury by CVAA Gross Alpha, Gross Beta Gross Gamma, Dissolved Lead 210, Dissolved Lead 210, Suspended Polonium 210, Dissolved Polonium 210, Suspended Radium 226, Dissolved Radium 226, Suspended Radon 222 Thorium, Isotopic Thorium, Suspended Isotopic Sodium Adsorption Ratio Solids, Total Dissolved
R08090356-002	DewBurd GW681	09/23/08 13:55	09/24/08	Aqueous	Same As Above
R08090356-003	DewBurd GW704	09/23/08 12:30	09/24/08	Aqueous	Same As Above
R08090356-004	DewBurd GW699	09/23/08 11:45	09/24/08	Aqueous	Same As Above
R08090356-005	DewBurd GW694	09/23/08 10:00	09/24/08	Aqueous	Same As Above
R08090356-006	DewBurd GW696	09/23/08 9:35	09/24/08	Aqueous	Same As Above
R08090356-007	DewBurd GW695	09/23/08 11:00	09/24/08	Aqueous	Same As Above
R08090356-008	DewBurd GW3026	09/23/08 11:25	09/24/08	Aqueous	Same As Above



ANALYTICAL SUMMARY REPORT

R08090356-009 DewBurd BLK01

09/23/08 15:10 09/24/08

Aqueous

Metals by ICP/ICPMS, Dissolved
Metals by ICP/ICPMS, Suspended
Metals by ICP/ICPMS, Total
Alkalinity
Conductivity
Mercury, Total
Selenium, Dissolved
Selenium, Dissolved
Selenium, Dissolved
Anions by Ion Chromatography
Nitrogen, Ammonia
Oxidation Reduction Potential
pH
Digestion, Total Metals
Digestion, Total Metals
Dissolved Filtration
Digestion, Mercury by CVAA
Gross Alpha, Gross Beta
Gross Gamma, Dissolved
Lead 210, Dissolved
Lead 210, Suspended
Polonium 210, Dissolved
Polonium 210, Suspended
Radium 226, Dissolved
Radium 226, Suspended
Radon 222
Thorium, Isotopic
Thorium, Suspended Isotopic
Sodium Adsorption Ratio
Solids, Total Dissolved

As appropriate, any exceptions or problems with the analyses are noted in the Laboratory Analytical Report, the QA/QC Summary Report, or the Case Narrative.

If you have any questions regarding these tests results, please call.

Report Approved By:

Linda Larson

Rapid City - Project Manager



CLIENT: RESPEC Inc
Project: Edgemont
Sample Delivery Group: R08090356

Date: 20-Nov-08

CASE NARRATIVE

This case narrative is used to explain any exceptions to the analyses performed for your sample(s). In accordance with Good Analytical Laboratory Practices (GALP), samples requiring data qualifiers or analytical modifications are explained herein.

All samples were analyzed in accordance with prescribed methodology, except where noted. Samples are accompanied by appropriate quality assurance/quality control (QA/QC) samples throughout the analytical process.

During the course of analyzing your sample(s) the following exceptions were noted.

- Any exceptions noted are listed in the Analytical Report

Subcontracting of sample analyses to an outside laboratory may be required. If so, ENERGY LABORATORIES, INC. will utilize its branch laboratories or qualified contract laboratories for this service. Any such laboratories are indicated within the Laboratory Analytical Report.

BRANCH LABORATORY IDENTIFIERS

eli-b - Energy Laboratories, Inc. - Billings, MT, EPA # MT00005

eli-c - Energy Laboratories, Inc. - Casper, WY, EPA# WY00002

eli-f - Energy Laboratories, Inc. - Idaho Falls, ID, EPA # ID00942

eli-g - Energy Laboratories, Inc. - Gillette, WY, EPA# WY00006

eli-h - Energy Laboratories, Inc. - Helena, MT, EPA# MT00945

eli-t - Energy Laboratories, Inc. - College Station, TX, EPA# TX01520

For additional information, including certifications, and analytical services visit our web page www.energylab.com.

If you have questions regarding this information, please feel free to contact us at (888)672-1225, (605)342-1225 or rapid_city@energylab.com.

Comments imported for SUBBED Workorder: C08091068

ANALYTICAL COMMENTS

The MDC for Pb-210 per RG 4.14 is 1 pCi/L. The current technique can achieve an MDC of 5 pCi/L if there is sufficient sample to process 1.0 L, and this is reported on a sample specific basis. The MDC of 0.2 pCi/L for Ra226 was not achievable on all samples due to insufficient volume.

End of comments imported for SUBBED Workorder: C08091068



LABORATORY ANALYTICAL REPORT

Client: RESPEC Inc
Project: Edgemont
Lab ID: R08090356-001
Client Sample ID: DewBurd GW689

Report Date: 11/20/08
Collection Date: 09/23/08 13:43
Date Received: 09/24/08
Matrix: AQUEOUS

Analyses	Result	Units	Qual	RL	MCL/		Method	Analysis Date / By
					QCL	DF		
MAJOR IONS								
Alkalinity, Total as CaCO3	150	mg/L		5		1	A2320 B	10/02/08 14:12/mb
Carbonate as CO3	ND	mg/L		5		1	A2320 B	10/02/08 14:12/mb
Bicarbonate as HCO3	183	mg/L		5		1	A2320 B	10/02/08 14:12/mb
Calcium	44.6	mg/L		0.5		2	E200.7	10/10/08 11:27/eli-c
Chloride	5	mg/L		1		1	E300.0	09/25/08 13:33/jmh
Fluoride	0.6	mg/L		0.1		1	E300.0	09/25/08 13:33/jmh
Magnesium	15.0	mg/L		0.5		2	E200.7	10/10/08 11:27/eli-c
Nitrogen, Ammonia as N	ND	mg/L		0.1		1	A4500-NH3 G	09/30/08 14:09/jmh
Nitrogen, Nitrate as N	ND	mg/L		0.1		1	E300.0	09/25/08 13:33/jmh
Nitrogen, Nitrite as N	ND	mg/L		0.1		1	E300.0	09/25/08 13:33/jmh
Potassium	6.9	mg/L		0.5		2	E200.7	10/10/08 11:27/eli-c
Sodium	165	mg/L		2		2	E200.7	10/10/08 11:27/eli-c
Sulfate	362	mg/L	D	3		50	E300.0	09/25/08 12:44/jmh
Silica	10.3	mg/L		0.2		2	E200.7	10/10/08 11:27/eli-c
PHYSICAL PROPERTIES								
Conductivity @ 25 C	840	umhos/cm		5.0		1	A2510 B	09/25/08 10:31/tb
Oxidation-Reduction Potential	230	mV				1	A2580 B	09/25/08 00:00/jmh
pH	7.77	s.u.		0.01		1	A4500-H B	09/25/08 11:16/tb
Sodium Adsorption Ratio (SAR)	5.5	unitless		0.10		1	Calculation	11/17/08 14:15/ADM
Solids, Total Dissolved TDS @ 180 C	700	mg/L		5		1	A2540 C	09/30/08 13:52/mb
METALS - DISSOLVED								
Aluminum	ND	mg/L		0.1		2	E200.7	10/10/08 11:27/eli-c
Arsenic	0.001	mg/L		0.001		1	E200.8	10/02/08 04:10/eli-c
Barium	ND	mg/L		0.1		1	E200.8	10/02/08 04:10/eli-c
Boron	ND	mg/L		0.1		2	E200.7	10/10/08 11:27/eli-c
Cadmium	ND	mg/L		0.005		1	E200.8	10/02/08 04:10/eli-c
Chromium	ND	mg/L		0.05		1	E200.8	10/02/08 04:10/eli-c
Copper	ND	mg/L		0.01		1	E200.8	10/02/08 04:10/eli-c
Iron	ND	mg/L		0.03		2	E200.7	10/10/08 11:27/eli-c
Lead	ND	mg/L		0.001		1	E200.8	10/02/08 04:10/eli-c
Manganese	0.03	mg/L		0.01		1	E200.8	10/02/08 04:10/eli-c
Mercury	ND	mg/L		0.001		1	E200.8	10/02/08 04:10/eli-c
Molybdenum	ND	mg/L		0.1		1	E200.8	10/02/08 04:10/eli-c
Nickel	ND	mg/L		0.05		1	E200.8	10/02/08 04:10/eli-c
Selenium	ND	mg/L		0.001		1	A3114 B	10/02/08 15:54/eli-c
Silver	ND	mg/L		0.005		1	E200.8	10/02/08 04:10/eli-c
Thorium 232	ND	mg/L		0.005		1	E200.8	10/02/08 04:10/eli-c

Report RL - Analyte reporting limit.
Definitions: QCL - Quality control limit.
MDC - Minimum detectable concentration

MCL - Maximum contaminant level.
ND - Not detected at the reporting limit.
D - RL increased due to sample matrix interference.

Page 1 of 27



LABORATORY ANALYTICAL REPORT

Client: RESPEC Inc
Project: Edgemont
Lab ID: R08090356-001
Client Sample ID: DewBurd GW689

Report Date: 11/20/08
Collection Date: 09/23/08 13:43
Date Received: 09/24/08
Matrix: AQUEOUS

Analyses	Result	Units	Qual	RL	MCL/		Method	Analysis Date / By
					QCL	DF		
METALS - DISSOLVED								
Uranium	0.0030	mg/L		0.0003		1	E200.8	10/02/08 04:10/eli-c
Vanadium	ND	mg/L		0.1		1	E200.8	10/02/08 04:10/eli-c
Zinc	ND	mg/L		0.01		1	E200.8	10/02/08 04:10/eli-c
METALS - SUSPENDED								
Uranium	ND	mg/L		0.0003		1	E200.8	09/30/08 19:41/eli-c
METALS - SPECIATED								
Selenium-IV	ND	mg/L		0.001		1	A3114 B	10/02/08 11:27/eli-c
Selenium-VI	ND	mg/L		0.001		1	A3114 B	10/02/08 16:47/eli-c
RADIONUCLIDES - DISSOLVED								
Gross Alpha	30.9	pCi/L				1	E900.0	10/30/08 01:42/eli-ca
Gross Alpha precision (±)	4.2	pCi/L				1	E900.0	10/30/08 01:42/eli-ca
Gross Alpha MDC	3.8	pCi/L				1	E900.0	10/30/08 01:42/eli-ca
Gross Beta	9.2	pCi/L				1	E900.0	10/30/08 01:42/eli-ca
Gross Beta precision (±)	2.2	pCi/L				1	E900.0	10/30/08 01:42/eli-ca
Gross Beta MDC	3.4	pCi/L				1	E900.0	10/30/08 01:42/eli-ca
Lead 210	3.8	pCi/L	U			1	E909.0M	10/02/08 10:37/eli-c
Lead 210 precision (±)	5.4	pCi/L				1	E909.0M	10/02/08 10:37/eli-c
Lead 210 MDC	9.0	pCi/L				1	E909.0M	10/02/08 10:37/eli-c
Polonium 210	0.0	pCi/L	U	1.0		1	RMO-3008	10/02/08 14:54/eli-c
Polonium 210 precision (±)	1.2	pCi/L				1	RMO-3008	10/02/08 14:54/eli-c
Radium 226	7.5	pCi/L				1	E903.0	10/21/08 08:28/eli-c
Radium 226 precision (±)	0.6	pCi/L				1	E903.0	10/21/08 08:28/eli-c
Thorium 230	0.0	pCi/L	U	0.2		1	E907.0	10/27/08 15:37/eli-c
Thorium 230 precision (±)	0.09	pCi/L				1	E907.0	10/27/08 15:37/eli-c
Gross Gamma	960	pCi/L				1	E901.1	10/13/08 15:50/eli-c
Gross Gamma precision (±)	140	pCi/L				1	E901.1	10/13/08 15:50/eli-c
RADIONUCLIDES - SUSPENDED								
Lead 210	0.2	pCi/L	U			1	E909.0M	10/01/08 08:40/eli-c
Lead 210 precision (±)	4.7	pCi/L				1	E909.0M	10/01/08 08:40/eli-c
Lead 210 MDC	7.8	pCi/L				1	E909.0M	10/01/08 08:40/eli-c
Polonium 210	0.16	pCi/L	U			1	RMO-3008	10/09/08 09:13/eli-c
Polonium 210 precision (±)	0.35	pCi/L				1	RMO-3008	10/09/08 09:13/eli-c
Radium 226	0.2	pCi/L	U			1	E903.0	10/09/08 07:33/eli-c
Radium 226 precision (±)	0.2	pCi/L				1	E903.0	10/09/08 07:33/eli-c
Radium 226 MDC	0.3	pCi/L				1	E903.0	10/09/08 07:33/eli-c

Report RL - Analyte reporting limit.
Definitions: QCL - Quality control limit.
MDC - Minimum detectable concentration

MCL - Maximum contaminant level.
ND - Not detected at the reporting limit.
U - Not detected at minimum detectable concentration

Page 2 of 27



LABORATORY ANALYTICAL REPORT

Client: RESPEC Inc
Project: Edgemont
Lab ID: R08090356-001
Client Sample ID: DewBurd GW689

Report Date: 11/20/08
Collection Date: 09/23/08 13:43
Date Received: 09/24/08
Matrix: AQUEOUS

Analyses	Result	Units	Qual	RL	MCL/		DF	Method	Analysis Date / By
					QCL				
RADIONUCLIDES - SUSPENDED									
Thorium 230	0.2	pCi/L	U	0.2			1	E907.0	09/30/08 16:00/eli-c
Thorium 230 precision (±)	0.05	pCi/L					1	E907.0	09/30/08 16:00/eli-c
RADIONUCLIDES - TOTAL									
Radon 222	1520	pCi/L		100			1	D5072-92	09/26/08 15:10/eli-c
Radon 222 precision (±)	74.9	pCi/L					1	D5072-92	09/26/08 15:10/eli-c
TOTAL METALS ANALYSES									
Antimony	ND	mg/L		0.003			10	E200.8	10/03/08 05:05/eli-c
Arsenic	0.001	mg/L		0.001			1	E200.8	10/03/08 16:43/eli-c
Barium	ND	mg/L		0.1			10	E200.8	10/03/08 05:05/eli-c
Beryllium	ND	mg/L		0.002			10	E200.8	10/03/08 05:05/eli-c
Boron	ND	mg/L		0.1			2	E200.7	10/02/08 20:27/eli-c
Cadmium	ND	mg/L		0.005			10	E200.8	10/03/08 05:05/eli-c
Chromium	ND	mg/L		0.05			10	E200.8	10/03/08 05:05/eli-c
Copper	ND	mg/L		0.01			10	E200.8	10/03/08 05:05/eli-c
Iron	0.45	mg/L		0.03			2	E200.7	10/02/08 20:27/eli-c
Lead	ND	mg/L		0.001			10	E200.8	10/03/08 05:05/eli-c
Manganese	0.05	mg/L		0.01			10	E200.8	10/03/08 05:05/eli-c
Mercury	ND	mg/L		0.001			2	E245.1	09/29/08 12:54/eli-b
Molybdenum	ND	mg/L		0.1			10	E200.8	10/03/08 05:05/eli-c
Nickel	ND	mg/L		0.05			10	E200.8	10/03/08 05:05/eli-c
Selenium	ND	mg/L		0.001			10	E200.8	10/03/08 05:05/eli-c
Silver	ND	mg/L		0.005			10	E200.8	10/03/08 05:05/eli-c
Strontium	0.9	mg/L		0.1			10	E200.8	10/03/08 05:05/eli-c
Thallium	ND	mg/L		0.001			10	E200.8	10/03/08 05:05/eli-c
Uranium	0.0030	mg/L		0.0005			10	E200.8	10/03/08 05:05/eli-c
Zinc	0.09	mg/L		0.01			10	E200.8	10/03/08 05:05/eli-c
DATA QUALITY									
A/C Balance (± 5)	0.520	%					1	A1030 E	11/17/08 00:00/jmh
Anions	10.7	meq/L					1	A1030 E	11/17/08 00:00/jmh
Cations	10.8	meq/L					1	A1030 E	11/17/08 00:00/jmh
Solids, Total Dissolved Calculated	718	mg/L					1	A1030 E	11/17/08 00:00/jmh
TDS Balance (0.80 - 1.20)	0.980						1	A1030 E	11/17/08 00:00/jmh

Report RL - Analyte reporting limit.
Definitions: QCL - Quality control limit.
MDC - Minimum detectable concentration

MCL - Maximum contaminant level.
ND - Not detected at the reporting limit.
U - Not detected at minimum detectable concentration

Page 3 of 27



LABORATORY ANALYTICAL REPORT

Client: RESPEC Inc
Project: Edgemont
Lab ID: R08090356-002
Client Sample ID: DewBurd GW681

Report Date: 11/20/08
Collection Date: 09/23/08 13:55
Date Received: 09/24/08
Matrix: AQUEOUS

Analyses	Result	Units	Qual	RL	MCL/		Method	Analysis Date / By
					QCL	DF		
MAJOR IONS								
Alkalinity, Total as CaCO3	174	mg/L		5		1	A2320 B	10/02/08 14:15/mb
Carbonate as CO3	ND	mg/L		5		1	A2320 B	10/02/08 14:15/mb
Bicarbonate as HCO3	212	mg/L		5		1	A2320 B	10/02/08 14:15/mb
Calcium	65.0	mg/L		0.5		2	E200.7	10/10/08 11:39/eli-c
Chloride	16	mg/L		1		1	E300.0	09/25/08 14:06/jmh
Fluoride	0.5	mg/L		0.1		1	E300.0	09/25/08 14:06/jmh
Magnesium	24.6	mg/L		0.5		2	E200.7	10/10/08 11:39/eli-c
Nitrogen, Ammonia as N	ND	mg/L		0.1		1	A4500-NH3 G	09/30/08 14:11/jmh
Nitrogen, Nitrate as N	ND	mg/L		0.1		1	E300.0	09/25/08 14:06/jmh
Nitrogen, Nitrite as N	ND	mg/L		0.1		1	E300.0	09/25/08 14:06/jmh
Potassium	9.3	mg/L		0.5		2	E200.7	10/10/08 11:39/eli-c
Sodium	212	mg/L		2		2	E200.7	10/10/08 11:39/eli-c
Sulfate	515	mg/L	D	3		50	E300.0	09/25/08 13:50/jmh
Silica	8.5	mg/L		0.2		2	E200.7	10/10/08 11:39/eli-c
PHYSICAL PROPERTIES								
Conductivity @ 25 C	1020	umhos/cm		5.0		1	A2510 B	09/25/08 10:33/tb
Oxidation-Reduction Potential	210	mV				1	A2580 B	09/25/08 00:00/jmh
pH	7.84	s.u.		0.01		1	A4500-H B	09/25/08 11:18/tb
Sodium Adsorption Ratio (SAR)	5.7	unitless		0.10		1	Calculation	11/17/08 14:15/ADM
Solids, Total Dissolved TDS @ 180 C	890	mg/L		5		1	A2540 C	09/30/08 13:53/mb
METALS - DISSOLVED								
Aluminum	ND	mg/L		0.1		2	E200.7	10/10/08 11:39/eli-c
Arsenic	0.002	mg/L		0.001		1	E200.8	10/02/08 04:17/eli-c
Barium	ND	mg/L		0.1		1	E200.8	10/02/08 04:17/eli-c
Boron	ND	mg/L		0.1		2	E200.7	10/10/08 11:39/eli-c
Cadmium	ND	mg/L		0.005		1	E200.8	10/02/08 04:17/eli-c
Chromium	ND	mg/L		0.05		1	E200.8	10/02/08 04:17/eli-c
Copper	ND	mg/L		0.01		1	E200.8	10/02/08 04:17/eli-c
Iron	ND	mg/L		0.03		2	E200.7	10/10/08 11:39/eli-c
Lead	ND	mg/L		0.001		1	E200.8	10/02/08 04:17/eli-c
Manganese	0.07	mg/L		0.01		1	E200.8	10/02/08 04:17/eli-c
Mercury	ND	mg/L		0.001		1	E200.8	10/02/08 04:17/eli-c
Molybdenum	ND	mg/L		0.1		1	E200.8	10/02/08 04:17/eli-c
Nickel	ND	mg/L		0.05		1	E200.8	10/02/08 04:17/eli-c
Selenium	ND	mg/L		0.001		1	A3114 B	10/02/08 16:05/eli-c
Silver	ND	mg/L		0.005		1	E200.8	10/02/08 04:17/eli-c
Thorium 232	ND	mg/L		0.005		1	E200.8	10/02/08 04:17/eli-c

Report RL - Analyte reporting limit.
Definitions: QCL - Quality control limit.
MDC - Minimum detectable concentration

MCL - Maximum contaminant level.
ND - Not detected at the reporting limit.
D - RL increased due to sample matrix interference.

Page 4 of 27



LABORATORY ANALYTICAL REPORT

Client: RESPEC Inc
Project: Edgemont
Lab ID: R08090356-002
Client Sample ID: DewBurd GW681

Report Date: 11/20/08
Collection Date: 09/23/08 13:55
Date Received: 09/24/08
Matrix: AQUEOUS

Analyses	Result	Units	Qual	RL	MCL/	DF	Method	Analysis Date / By
					QCL			
METALS - DISSOLVED								
Uranium	0.0093	mg/L		0.0003		1	E200.8	10/02/08 04:17/eli-c
Vanadium	ND	mg/L		0.1		1	E200.8	10/02/08 04:17/eli-c
Zinc	ND	mg/L		0.01		1	E200.8	10/02/08 04:17/eli-c
METALS - SUSPENDED								
Uranium	ND	mg/L		0.0003		1	E200.8	09/30/08 19:45/eli-c
METALS - SPECIATED								
Selenium-IV	ND	mg/L		0.001		1	A3114 B	10/02/08 11:33/eli-c
Selenium-VI	ND	mg/L		0.001		1	A3114 B	10/02/08 16:47/eli-c
RADIONUCLIDES - DISSOLVED								
Gross Alpha	1180	pCi/L				1	E900.0	10/30/08 01:42/eli-ca
Gross Alpha precision (±)	24.8	pCi/L				1	E900.0	10/30/08 01:42/eli-ca
Gross Alpha MDC	4.8	pCi/L				1	E900.0	10/30/08 01:42/eli-ca
Gross Beta	264	pCi/L				1	E900.0	10/30/08 01:42/eli-ca
Gross Beta precision (±)	5.8	pCi/L				1	E900.0	10/30/08 01:42/eli-ca
Gross Beta MDC	4.5	pCi/L				1	E900.0	10/30/08 01:42/eli-ca
Lead 210	28.3	pCi/L				1	E909.0M	10/02/08 10:37/eli-c
Lead 210 precision (±)	5.8	pCi/L				1	E909.0M	10/02/08 10:37/eli-c
Lead 210 MDC	9.0	pCi/L				1	E909.0M	10/02/08 10:37/eli-c
Polonium 210	0.8	pCi/L	U	1.0		1	RMO-3008	10/02/08 14:54/eli-c
Polonium 210 precision (±)	1.3	pCi/L				1	RMO-3008	10/02/08 14:54/eli-c
Radium 226	445	pCi/L				1	E903.0	10/21/08 08:28/eli-c
Radium 226 precision (±)	4.1	pCi/L				1	E903.0	10/21/08 08:28/eli-c
Thorium 230	0.0	pCi/L	U	0.2		1	E907.0	10/27/08 15:37/eli-c
Thorium 230 precision (±)	0.09	pCi/L				1	E907.0	10/27/08 15:37/eli-c
Gross Gamma	1200	pCi/L				1	E901.1	10/13/08 15:50/eli-c
Gross Gamma precision (±)	200	pCi/L				1	E901.1	10/13/08 15:50/eli-c
RADIONUCLIDES - SUSPENDED								
Lead 210	4.9	pCi/L	U			1	E909.0M	10/01/08 08:40/eli-c
Lead 210 precision (±)	4.7	pCi/L				1	E909.0M	10/01/08 08:40/eli-c
Lead 210 MDC	7.8	pCi/L				1	E909.0M	10/01/08 08:40/eli-c
Polonium 210	0.88	pCi/L				1	RMO-3008	10/09/08 09:13/eli-c
Polonium 210 precision (±)	0.63	pCi/L				1	RMO-3008	10/09/08 09:13/eli-c
Radium 226	0.9	pCi/L				1	E903.0	10/09/08 07:33/eli-c
Radium 226 precision (±)	0.3	pCi/L				1	E903.0	10/09/08 07:33/eli-c
Radium 226 MDC	0.4	pCi/L				1	E903.0	10/09/08 07:33/eli-c

Report RL - Analyte reporting limit.
Definitions: QCL - Quality control limit.
MDC - Minimum detectable concentration

MCL - Maximum contaminant level.
ND - Not detected at the reporting limit.
U - Not detected at minimum detectable concentration

Page 5 of 27



LABORATORY ANALYTICAL REPORT

Client: RESPEC Inc
Project: Edgemont
Lab ID: R08090356-002
Client Sample ID: DewBurd GW681

Report Date: 11/20/08
Collection Date: 09/23/08 13:55
Date Received: 09/24/08
Matrix: AQUEOUS

Analyses	Result	Units	Qual	RL	MCL/ QCL	DF	Method	Analysis Date / By
RADIONUCLIDES - SUSPENDED								
Thorium 230	0.1	pCi/L	U	0.2		1	E907.0	09/30/08 16:00/eli-c
Thorium 230 precision (±)	0.05	pCi/L				1	E907.0	09/30/08 16:00/eli-c
RADIONUCLIDES - TOTAL								
Radon 222	304000	pCi/L		100		1	D5072-92	09/26/08 15:10/eli-c
Radon 222 precision (±)	704	pCi/L				1	D5072-92	09/26/08 15:10/eli-c
TOTAL METALS ANALYSES								
Antimony	ND	mg/L		0.003		1	E200.8	10/03/08 16:50/eli-c
Arsenic	0.002	mg/L		0.001		1	E200.8	10/03/08 16:50/eli-c
Barium	ND	mg/L		0.1		1	E200.8	10/03/08 16:50/eli-c
Beryllium	ND	mg/L		0.001		1	E200.8	10/03/08 16:50/eli-c
Boron	ND	mg/L		0.1		2	E200.7	10/10/08 21:40/eli-c
Cadmium	ND	mg/L		0.005		1	E200.8	10/03/08 16:50/eli-c
Chromium	ND	mg/L		0.05		1	E200.8	10/03/08 16:50/eli-c
Copper	ND	mg/L		0.01		1	E200.8	10/03/08 16:50/eli-c
Iron	0.07	mg/L		0.03		2	E200.7	10/10/08 21:40/eli-c
Lead	ND	mg/L		0.001		1	E200.8	10/03/08 16:50/eli-c
Manganese	0.08	mg/L		0.01		1	E200.8	10/03/08 16:50/eli-c
Mercury	ND	mg/L		0.001		1	E245.1	09/29/08 12:07/eli-b
Molybdenum	ND	mg/L		0.1		1	E200.8	10/03/08 16:50/eli-c
Nickel	ND	mg/L		0.05		1	E200.8	10/03/08 16:50/eli-c
Selenium	ND	mg/L		0.001		1	E200.8	10/03/08 16:50/eli-c
Silver	ND	mg/L		0.005		1	E200.8	10/03/08 16:50/eli-c
Strontium	1.2	mg/L		0.1		1	E200.8	10/03/08 16:50/eli-c
Thallium	ND	mg/L		0.001		1	E200.8	10/03/08 16:50/eli-c
Uranium	0.0098	mg/L		0.0003		1	E200.8	10/03/08 16:50/eli-c
Zinc	ND	mg/L		0.01		1	E200.8	10/03/08 16:50/eli-c
DATA QUALITY								
A/C Balance (± 5)	0.190	%				1	A1030 E	11/17/08 00:00/jmh
Anions	14.7	meq/L				1	A1030 E	11/17/08 00:00/jmh
Cations	14.7	meq/L				1	A1030 E	11/17/08 00:00/jmh
Solids, Total Dissolved Calculated	969	mg/L				1	A1030 E	11/17/08 00:00/jmh
TDS Balance (0.80 - 1.20)	0.920					1	A1030 E	11/17/08 00:00/jmh

Report RL - Analyte reporting limit.
Definitions: QCL - Quality control limit.
MDC - Minimum detectable concentration

MCL - Maximum contaminant level.
ND - Not detected at the reporting limit.
U - Not detected at minimum detectable concentration

Page 6 of 27



LABORATORY ANALYTICAL REPORT

Client: RESPEC Inc
Project: Edgemont
Lab ID: R08090356-003
Client Sample ID: DewBurd GW704

Report Date: 11/20/08
Collection Date: 09/23/08 12:30
Date Received: 09/24/08
Matrix: AQUEOUS

Analyses	Result	Units	Qual	RL	MCL/	DF	Method	Analysis Date / By
					QCL			
MAJOR IONS								
Alkalinity, Total as CaCO3	74	mg/L		5		1	A2320 B	10/02/08 14:23/mb
Carbonate as CO3	12	mg/L		5		1	A2320 B	10/02/08 14:23/mb
Bicarbonate as HCO3	66	mg/L		5		1	A2320 B	10/02/08 14:23/mb
Calcium	23.0	mg/L		0.5		2	E200.7	10/10/08 11:47/eli-c
Chloride	70	mg/L	D	5		50	E300.0	09/25/08 14:23/jmh
Fluoride	0.8	mg/L		0.1		1	E300.0	09/25/08 14:39/jmh
Magnesium	14.8	mg/L		0.5		2	E200.7	10/10/08 11:47/eli-c
Nitrogen, Ammonia as N	0.5	mg/L		0.1		1	A4500-NH3 G	09/30/08 14:12/jmh
Nitrogen, Nitrate as N	ND	mg/L		0.1		1	E300.0	09/25/08 14:39/jmh
Nitrogen, Nitrite as N	ND	mg/L		0.1		1	E300.0	09/25/08 14:39/jmh
Potassium	6.8	mg/L		0.5		2	E200.7	10/10/08 11:47/eli-c
Sodium	437	mg/L		2		2	E200.7	10/10/08 11:47/eli-c
Sulfate	872	mg/L	D	3		50	E300.0	09/25/08 14:23/jmh
Silica	ND	mg/L		0.2		2	E200.7	10/10/08 11:47/eli-c
PHYSICAL PROPERTIES								
Conductivity @ 25 C	1570	umhos/cm		5.0		1	A2510 B	09/25/08 10:34/tb
Oxidation-Reduction Potential	160	mV				1	A2580 B	09/25/08 00:00/jmh
pH	9.46	s.u.		0.01		1	A4500-H B	09/25/08 11:20/tb
Sodium Adsorption Ratio (SAR)	17	unitless		0.10		1	Calculation	11/17/08 14:15/ADM
Solids, Total Dissolved TDS @ 180 C	1300	mg/L		5		1	A2540 C	09/30/08 13:53/mb
METALS - DISSOLVED								
Aluminum	ND	mg/L		0.1		2	E200.7	10/10/08 11:47/eli-c
Arsenic	ND	mg/L		0.001		1	E200.8	10/02/08 04:23/eli-c
Barium	ND	mg/L		0.1		1	E200.8	10/02/08 04:23/eli-c
Boron	0.9	mg/L		0.1		2	E200.7	10/10/08 11:47/eli-c
Cadmium	ND	mg/L		0.005		1	E200.8	10/02/08 04:23/eli-c
Chromium	ND	mg/L		0.05		1	E200.8	10/02/08 04:23/eli-c
Copper	ND	mg/L		0.01		1	E200.8	10/02/08 04:23/eli-c
Iron	ND	mg/L		0.03		2	E200.7	10/10/08 11:47/eli-c
Lead	ND	mg/L		0.001		1	E200.8	10/02/08 04:23/eli-c
Manganese	ND	mg/L		0.01		1	E200.8	10/02/08 04:23/eli-c
Mercury	ND	mg/L		0.001		1	E200.8	10/02/08 04:23/eli-c
Molybdenum	ND	mg/L		0.1		1	E200.8	10/02/08 04:23/eli-c
Nickel	ND	mg/L		0.05		1	E200.8	10/02/08 04:23/eli-c
Selenium	ND	mg/L		0.001		1	A3114 B	10/02/08 16:07/eli-c
Silver	ND	mg/L		0.005		1	E200.8	10/02/08 04:23/eli-c
Thorium 232	ND	mg/L		0.005		1	E200.8	10/02/08 04:23/eli-c

Report RL - Analyte reporting limit.
Definitions: QCL - Quality control limit.
MDC - Minimum detectable concentration

MCL - Maximum contaminant level.
ND - Not detected at the reporting limit.
D - RL increased due to sample matrix interference.

Page 7 of 27



LABORATORY ANALYTICAL REPORT

Client: RESPEC Inc
Project: Edgemont
Lab ID: R08090356-003
Client Sample ID: DewBurd GW704

Report Date: 11/20/08
Collection Date: 09/23/08 12:30
Date Received: 09/24/08
Matrix: AQUEOUS

Analyses	Result	Units	Qual	RL	MCL/		Method	Analysis Date / By
					QCL	DF		
METALS - DISSOLVED								
Uranium	ND	mg/L		0.0003		1	E200.8	10/02/08 04:23/eli-c
Vanadium	ND	mg/L		0.1		1	E200.8	10/02/08 04:23/eli-c
Zinc	ND	mg/L		0.01		1	E200.8	10/02/08 04:23/eli-c
METALS - SUSPENDED								
Uranium	ND	mg/L		0.0003		1	E200.8	09/30/08 19:49/eli-c
METALS - SPECIATED								
Selenium-IV	ND	mg/L		0.001		1	A3114 B	10/02/08 11:36/eli-c
Selenium-VI	ND	mg/L		0.001		1	A3114 B	10/02/08 16:47/eli-c
RADIONUCLIDES - DISSOLVED								
Gross Alpha	-3	pCi/L	U			1	E900.0	10/30/08 01:42/eli-ca
Gross Alpha precision (±)	4.0	pCi/L				1	E900.0	10/30/08 01:42/eli-ca
Gross Alpha MDC	7.4	pCi/L				1	E900.0	10/30/08 01:42/eli-ca
Gross Beta	-5	pCi/L	U			1	E900.0	10/30/08 01:42/eli-ca
Gross Beta precision (±)	3.9	pCi/L				1	E900.0	10/30/08 01:42/eli-ca
Gross Beta MDC	6.7	pCi/L				1	E900.0	10/30/08 01:42/eli-ca
Lead 210	1.1	pCi/L	U			1	E909.0M	10/02/08 10:37/eli-c
Lead 210 precision (±)	5.4	pCi/L				1	E909.0M	10/02/08 10:37/eli-c
Lead 210 MDC	9.0	pCi/L				1	E909.0M	10/02/08 10:37/eli-c
Polonium 210	0.3	pCi/L	U	1.0		1	RMO-3008	10/02/08 14:54/eli-c
Polonium 210 precision (±)	0.80	pCi/L				1	RMO-3008	10/02/08 14:54/eli-c
Radium 226	0.04	pCi/L	U			1	E903.0	10/21/08 08:28/eli-c
Radium 226 precision (±)	0.1	pCi/L				1	E903.0	10/21/08 08:28/eli-c
Thorium 230	0.0	pCi/L	U	0.2		1	E907.0	10/27/08 15:37/eli-c
Thorium 230 precision (±)	0.1	pCi/L				1	E907.0	10/27/08 15:37/eli-c
Gross Gamma	830	pCi/L				1	E901.1	10/13/08 15:50/eli-c
Gross Gamma precision (±)	130	pCi/L				1	E901.1	10/13/08 15:50/eli-c
RADIONUCLIDES - SUSPENDED								
Lead 210	-3	pCi/L	U			1	E909.0M	10/01/08 08:40/eli-c
Lead 210 precision (±)	4.6	pCi/L				1	E909.0M	10/01/08 08:40/eli-c
Lead 210 MDC	7.8	pCi/L				1	E909.0M	10/01/08 08:40/eli-c
Polonium 210	-0.015	pCi/L	U			1	RMO-3008	10/09/08 09:13/eli-c
Polonium 210 precision (±)	0.21	pCi/L				1	RMO-3008	10/09/08 09:13/eli-c
Radium 226	-0.2	pCi/L	U			1	E903.0	10/09/08 07:33/eli-c
Radium 226 precision (±)	0.1	pCi/L				1	E903.0	10/09/08 07:33/eli-c
Radium 226 MDC	0.4	pCi/L				1	E903.0	10/09/08 07:33/eli-c

Report RL - Analyte reporting limit.
Definitions: QCL - Quality control limit.
MDC - Minimum detectable concentration

MCL - Maximum contaminant level.
ND - Not detected at the reporting limit.
U - Not detected at minimum detectable concentration

Page 8 of 27



LABORATORY ANALYTICAL REPORT

Client: RESPEC Inc
Project: Edgemont
Lab ID: R08090356-003
Client Sample ID: DewBurd GW704

Report Date: 11/20/08
Collection Date: 09/23/08 12:30
Date Received: 09/24/08
Matrix: AQUEOUS

Analyses	Result	Units	Qual	RL	MCL/		Method	Analysis Date / By
					QCL	DF		
RADIONUCLIDES - SUSPENDED								
Thorium 230	0.3	pCi/L		0.2		1	E907.0	09/30/08 16:00/eli-c
Thorium 230 precision (±)	0.05	pCi/L				1	E907.0	09/30/08 16:00/eli-c
RADIONUCLIDES - TOTAL								
Radon 222	188	pCi/L		100		1	D5072-92	09/26/08 15:10/eli-c
Radon 222 precision (±)	59.3	pCi/L				1	D5072-92	09/26/08 15:10/eli-c
TOTAL METALS ANALYSES								
Antimony	ND	mg/L		0.003		1	E200.8	10/03/08 16:57/eli-c
Arsenic	ND	mg/L		0.001		1	E200.8	10/03/08 16:57/eli-c
Barium	ND	mg/L		0.1		1	E200.8	10/03/08 16:57/eli-c
Beryllium	ND	mg/L		0.001		1	E200.8	10/03/08 16:57/eli-c
Boron	0.9	mg/L		0.1		2	E200.7	10/10/08 21:56/eli-c
Cadmium	ND	mg/L		0.005		1	E200.8	10/03/08 16:57/eli-c
Chromium	ND	mg/L		0.05		1	E200.8	10/03/08 16:57/eli-c
Copper	ND	mg/L		0.01		1	E200.8	10/03/08 16:57/eli-c
Iron	0.87	mg/L		0.03		2	E200.7	10/10/08 21:56/eli-c
Lead	ND	mg/L		0.001		1	E200.8	10/03/08 16:57/eli-c
Manganese	0.04	mg/L		0.01		1	E200.8	10/03/08 16:57/eli-c
Mercury	ND	mg/L		0.001		1	E245.1	09/29/08 12:09/eli-b
Molybdenum	ND	mg/L		0.1		1	E200.8	10/03/08 16:57/eli-c
Nickel	ND	mg/L		0.05		1	E200.8	10/03/08 16:57/eli-c
Selenium	ND	mg/L		0.001		1	E200.8	10/03/08 16:57/eli-c
Silver	ND	mg/L		0.005		1	E200.8	10/03/08 16:57/eli-c
Strontium	2.5	mg/L		0.1		1	E200.8	10/03/08 16:57/eli-c
Thallium	ND	mg/L		0.001		1	E200.8	10/03/08 16:57/eli-c
Uranium	ND	mg/L		0.0003		1	E200.8	10/03/08 16:57/eli-c
Zinc	ND	mg/L		0.01		1	E200.8	10/03/08 16:57/eli-c
DATA QUALITY								
A/C Balance (± 5)	-0.140	%				1	A1030 E	11/17/08 00:00/jmh
Anions	21.6	meq/L				1	A1030 E	11/17/08 00:00/jmh
Cations	21.6	meq/L				1	A1030 E	11/17/08 00:00/jmh
Solids, Total Dissolved Calculated	1470	mg/L				1	A1030 E	11/17/08 00:00/jmh
TDS Balance (0.80 - 1.20)	0.900					1	A1030 E	11/17/08 00:00/jmh

Report RL - Analyte reporting limit.
Definitions: QCL - Quality control limit.
MDC - Minimum detectable concentration

MCL - Maximum contaminant level.
ND - Not detected at the reporting limit.

Page 9 of 27



LABORATORY ANALYTICAL REPORT

Client: RESPEC Inc
Project: Edgemont
Lab ID: R08090356-004
Client Sample ID: DewBurd GW699

Report Date: 11/20/08
Collection Date: 09/23/08 11:45
Date Received: 09/24/08
Matrix: AQUEOUS

Analyses	Result	Units	Qual	RL	MCL/		Method	Analysis Date / By
					QCL	DF		
MAJOR IONS								
Alkalinity, Total as CaCO3	168	mg/L		5		1	A2320 B	10/02/08 14:25/mb
Carbonate as CO3	ND	mg/L		5		1	A2320 B	10/02/08 14:25/mb
Bicarbonate as HCO3	205	mg/L		5		1	A2320 B	10/02/08 14:25/mb
Calcium	53.1	mg/L		0.5		2	E200.7	10/10/08 11:51/eli-c
Chloride	8	mg/L		1		1	E300.0	09/25/08 15:12/jmh
Fluoride	0.6	mg/L		0.1		1	E300.0	09/25/08 15:12/jmh
Magnesium	17.5	mg/L		0.5		2	E200.7	10/10/08 11:51/eli-c
Nitrogen, Ammonia as N	0.2	mg/L		0.1		1	A4500-NH3 G	09/30/08 14:13/jmh
Nitrogen, Nitrate as N	ND	mg/L		0.1		1	E300.0	09/25/08 15:12/jmh
Nitrogen, Nitrite as N	ND	mg/L		0.1		1	E300.0	09/25/08 15:12/jmh
Potassium	8.2	mg/L		0.5		2	E200.7	10/10/08 11:51/eli-c
Sodium	210	mg/L		2		2	E200.7	10/10/08 11:51/eli-c
Sulfate	435	mg/L	D	3		50	E300.0	09/25/08 14:55/jmh
Silica	8.6	mg/L		0.2		2	E200.7	10/10/08 11:51/eli-c
PHYSICAL PROPERTIES								
Conductivity @ 25 C	951	umhos/cm		5.0		1	A2510 B	09/25/08 10:37/tb
Oxidation-Reduction Potential	160	mV				1	A2580 B	09/25/08 00:00/jmh
pH	7.83	s.u.		0.01		1	A4500-H B	09/25/08 11:21/tb
Sodium Adsorption Ratio (SAR)	6.4	unitless		0.10		1	Calculation	11/17/08 14:15/ADM
Solids, Total Dissolved TDS @ 180 C	810	mg/L		5		1	A2540 C	09/30/08 13:54/mb
METALS - DISSOLVED								
Aluminum	ND	mg/L		0.1		2	E200.7	10/10/08 11:51/eli-c
Arsenic	0.001	mg/L		0.001		1	E200.8	10/02/08 04:30/eli-c
Barium	ND	mg/L		0.1		1	E200.8	10/02/08 04:30/eli-c
Boron	ND	mg/L		0.1		2	E200.7	10/10/08 11:51/eli-c
Cadmium	ND	mg/L		0.005		1	E200.8	10/02/08 04:30/eli-c
Chromium	ND	mg/L		0.05		1	E200.8	10/02/08 04:30/eli-c
Copper	ND	mg/L		0.01		1	E200.8	10/02/08 04:30/eli-c
Iron	0.04	mg/L		0.03		2	E200.7	10/10/08 11:51/eli-c
Lead	ND	mg/L		0.001		1	E200.8	10/02/08 04:30/eli-c
Manganese	0.05	mg/L		0.01		1	E200.8	10/02/08 04:30/eli-c
Mercury	ND	mg/L		0.001		1	E200.8	10/02/08 04:30/eli-c
Molybdenum	ND	mg/L		0.1		1	E200.8	10/02/08 04:30/eli-c
Nickel	ND	mg/L		0.05		1	E200.8	10/02/08 04:30/eli-c
Selenium	ND	mg/L		0.001		1	A3114 B	10/02/08 16:10/eli-c
Silver	ND	mg/L		0.005		1	E200.8	10/02/08 04:30/eli-c
Thorium 232	ND	mg/L		0.005		1	E200.8	10/02/08 04:30/eli-c

Report RL - Analyte reporting limit.
Definitions: QCL - Quality control limit.
MDC - Minimum detectable concentration

MCL - Maximum contaminant level.
ND - Not detected at the reporting limit.
D - RL increased due to sample matrix interference.

Page 10 of 27



LABORATORY ANALYTICAL REPORT

Client: RESPEC Inc
Project: Edgemont
Lab ID: R08090356-004
Client Sample ID: DewBurd GW699

Report Date: 11/20/08
Collection Date: 09/23/08 11:45
Date Received: 09/24/08
Matrix: AQUEOUS

Analyses	Result	Units	Qual	RL	MCL/		Method	Analysis Date / By
					QCL	DF		
METALS - DISSOLVED								
Uranium	ND	mg/L		0.0003		1	E200.8	10/02/08 04:30/eli-c
Vanadium	ND	mg/L		0.1		1	E200.8	10/02/08 04:30/eli-c
Zinc	ND	mg/L		0.01		1	E200.8	10/02/08 04:30/eli-c
METALS - SUSPENDED								
Uranium	ND	mg/L		0.0003		1	E200.8	09/30/08 19:53/eli-c
METALS - SPECIATED								
Selenium-IV	ND	mg/L		0.001		1	A3114 B	10/02/08 11:38/eli-c
Selenium-VI	ND	mg/L		0.001		1	A3114 B	10/02/08 16:47/eli-c
RADIONUCLIDES - DISSOLVED								
Gross Alpha	6.3	pCi/L				1	E900.0	10/30/08 01:42/eli-ca
Gross Alpha precision (±)	3.1	pCi/L				1	E900.0	10/30/08 01:42/eli-ca
Gross Alpha MDC	4.4	pCi/L				1	E900.0	10/30/08 01:42/eli-ca
Gross Beta	5.7	pCi/L				1	E900.0	10/30/08 01:42/eli-ca
Gross Beta precision (±)	2.1	pCi/L				1	E900.0	10/30/08 01:42/eli-ca
Gross Beta MDC	3.4	pCi/L				1	E900.0	10/30/08 01:42/eli-ca
Lead 210	-2	pCi/L	U			1	E909.0M	10/02/08 10:37/eli-c
Lead 210 precision (±)	5.3	pCi/L				1	E909.0M	10/02/08 10:37/eli-c
Lead 210 MDC	9.0	pCi/L				1	E909.0M	10/02/08 10:37/eli-c
Polonium 210	-0.5	pCi/L	U	1.0		1	RMO-3008	10/02/08 14:54/eli-c
Polonium 210 precision (±)	0.74	pCi/L				1	RMO-3008	10/02/08 14:54/eli-c
Radium 226	1	pCi/L				1	E903.0	10/21/08 08:28/eli-c
Radium 226 precision (±)	0.2	pCi/L				1	E903.0	10/21/08 08:28/eli-c
Thorium 230	0.0	pCi/L	U	0.2		1	E907.0	10/27/08 15:37/eli-c
Thorium 230 precision (±)	0.08	pCi/L				1	E907.0	10/27/08 15:37/eli-c
Gross Gamma	0.0	pCi/L	U			1	E901.1	10/13/08 15:50/eli-c
Gross Gamma precision (±)	20	pCi/L				1	E901.1	10/13/08 15:50/eli-c
RADIONUCLIDES - SUSPENDED								
Lead 210	-1	pCi/L	U			1	E909.0M	10/01/08 08:40/eli-c
Lead 210 precision (±)	4.6	pCi/L				1	E909.0M	10/01/08 08:40/eli-c
Lead 210 MDC	7.8	pCi/L				1	E909.0M	10/01/08 08:40/eli-c
Polonium 210	0.027	pCi/L	U			1	RMO-3008	10/09/08 09:13/eli-c
Polonium 210 precision (±)	0.27	pCi/L				1	RMO-3008	10/09/08 09:13/eli-c
Radium 226	0.2	pCi/L	U			1	E903.0	10/09/08 07:33/eli-c
Radium 226 precision (±)	0.3	pCi/L				1	E903.0	10/09/08 07:33/eli-c
Radium 226 MDC	0.4	pCi/L				1	E903.0	10/09/08 07:33/eli-c

Report RL - Analyte reporting limit.
Definitions: QCL - Quality control limit.
MDC - Minimum detectable concentration

MCL - Maximum contaminant level.
ND - Not detected at the reporting limit.
U - Not detected at minimum detectable concentration

Page 11 of 27



LABORATORY ANALYTICAL REPORT

Client: RESPEC Inc
Project: Edgemont
Lab ID: R08090356-004
Client Sample ID: DewBurd GW699

Report Date: 11/20/08
Collection Date: 09/23/08 11:45
Date Received: 09/24/08
Matrix: AQUEOUS

Analyses	Result	Units	Qual	RL	MCL/		Method	Analysis Date / By
					QCL	DF		
RADIONUCLIDES - SUSPENDED								
Thorium 230	-0.1	pCi/L	U	0.2		1	E907.0	09/30/08 16:00/eli-c
Thorium 230 precision (±)	0.05	pCi/L				1	E907.0	09/30/08 16:00/eli-c
RADIONUCLIDES - TOTAL								
Radon 222	313	pCi/L		100		1	D5072-92	09/26/08 15:10/eli-c
Radon 222 precision (±)	61.3	pCi/L				1	D5072-92	09/26/08 15:10/eli-c
TOTAL METALS ANALYSES								
Antimony	ND	mg/L		0.003		1	E200.8	10/03/08 17:04/eli-c
Arsenic	0.001	mg/L		0.001		1	E200.8	10/03/08 17:04/eli-c
Barium	ND	mg/L		0.1		1	E200.8	10/03/08 17:04/eli-c
Beryllium	ND	mg/L		0.001		1	E200.8	10/03/08 17:04/eli-c
Boron	ND	mg/L		0.1		2	E200.7	10/10/08 22:01/eli-c
Cadmium	ND	mg/L		0.005		1	E200.8	10/03/08 17:04/eli-c
Chromium	ND	mg/L		0.05		1	E200.8	10/03/08 17:04/eli-c
Copper	ND	mg/L		0.01		1	E200.8	10/03/08 17:04/eli-c
Iron	0.05	mg/L		0.03		2	E200.7	10/10/08 22:01/eli-c
Lead	ND	mg/L		0.001		1	E200.8	10/03/08 17:04/eli-c
Manganese	0.05	mg/L		0.01		1	E200.8	10/03/08 17:04/eli-c
Mercury	ND	mg/L		0.001		1	E245.1	09/29/08 12:12/eli-b
Molybdenum	ND	mg/L		0.1		1	E200.8	10/03/08 17:04/eli-c
Nickel	ND	mg/L		0.05		1	E200.8	10/03/08 17:04/eli-c
Selenium	ND	mg/L		0.001		1	E200.8	10/03/08 17:04/eli-c
Silver	ND	mg/L		0.005		1	E200.8	10/03/08 17:04/eli-c
Strontium	1.1	mg/L		0.1		1	E200.8	10/03/08 17:04/eli-c
Thallium	ND	mg/L		0.001		1	E200.8	10/03/08 17:04/eli-c
Uranium	ND	mg/L		0.0003		1	E200.8	10/03/08 17:04/eli-c
Zinc	ND	mg/L		0.01		1	E200.8	10/03/08 17:04/eli-c
DATA QUALITY								
A/C Balance (± 5)	2.88	%				1	A1030 E	11/17/08 00:00/jmh
Anions	12.7	meq/L				1	A1030 E	11/17/08 00:00/jmh
Cations	13.4	meq/L				1	A1030 E	11/17/08 00:00/jmh
Solids, Total Dissolved Calculated	857	mg/L				1	A1030 E	11/17/08 00:00/jmh
TDS Balance (0.80 - 1.20)	0.950					1	A1030 E	11/17/08 00:00/jmh

Report RL - Analyte reporting limit.
Definitions: QCL - Quality control limit.
MDC - Minimum detectable concentration

MCL - Maximum contaminant level.
ND - Not detected at the reporting limit.
U - Not detected at minimum detectable concentration

Page 12 of 27



LABORATORY ANALYTICAL REPORT

Client: RESPEC Inc
Project: Edgemont
Lab ID: R08090356-005
Client Sample ID: DewBurd GW694

Report Date: 11/20/08
Collection Date: 09/23/08 10:00
Date Received: 09/24/08
Matrix: AQUEOUS

Analyses	Result	Units	Qual	RL	MCL/ QCL	DF	Method	Analysis Date / By
MAJOR IONS								
Alkalinity, Total as CaCO ₃	202	mg/L		5		1	A2320 B	10/02/08 14:26/mb
Carbonate as CO ₃	ND	mg/L		5		1	A2320 B	10/02/08 14:26/mb
Bicarbonate as HCO ₃	246	mg/L		5		1	A2320 B	10/02/08 14:26/mb
Calcium	101	mg/L		0.5		2	E200.7	10/10/08 11:55/eli-c
Chloride	9	mg/L		1		1	E300.0	09/25/08 16:50/jmh
Fluoride	0.4	mg/L		0.1		1	E300.0	09/25/08 16:50/jmh
Magnesium	37.3	mg/L		0.5		2	E200.7	10/10/08 11:55/eli-c
Nitrogen, Ammonia as N	0.2	mg/L		0.1		1	A4500-NH ₃ G	09/30/08 14:14/jmh
Nitrogen, Nitrate as N	ND	mg/L		0.1		1	E300.0	09/25/08 16:50/jmh
Nitrogen, Nitrite as N	ND	mg/L		0.1		1	E300.0	09/25/08 16:50/jmh
Potassium	12.8	mg/L		0.5		2	E200.7	10/10/08 11:55/eli-c
Sodium	179	mg/L		2		2	E200.7	10/10/08 11:55/eli-c
Sulfate	533	mg/L	D	3		50	E300.0	09/25/08 16:01/jmh
Silica	ND	mg/L		0.5		2	E200.7	10/10/08 11:55/eli-c
PHYSICAL PROPERTIES								
Conductivity @ 25 C	1070	umhos/cm		5.0		1	A2510 B	09/25/08 10:39/tb
Oxidation-Reduction Potential	230	mV				1	A2580 B	09/25/08 00:00/jmh
pH	7.63	s.u.		0.01		1	A4500-H B	09/25/08 11:22/tb
Sodium Adsorption Ratio (SAR)	3.9	unitless		0.10		1	Calculation	11/17/08 14:15/ADM
Solids, Total Dissolved TDS @ 180 C	950	mg/L		5		1	A2540 C	09/30/08 13:54/mb
METALS - DISSOLVED								
Aluminum	ND	mg/L		0.1		2	E200.7	10/10/08 11:55/eli-c
Arsenic	0.002	mg/L		0.001		1	E200.8	10/02/08 04:37/eli-c
Barium	ND	mg/L		0.1		1	E200.8	10/02/08 04:37/eli-c
Boron	ND	mg/L		0.1		2	E200.7	10/10/08 11:55/eli-c
Cadmium	ND	mg/L		0.005		1	E200.8	10/02/08 04:37/eli-c
Chromium	ND	mg/L		0.05		1	E200.8	10/02/08 04:37/eli-c
Copper	ND	mg/L		0.01		1	E200.8	10/02/08 04:37/eli-c
Iron	ND	mg/L		0.03		2	E200.7	10/10/08 11:55/eli-c
Lead	ND	mg/L		0.001		1	E200.8	10/02/08 04:37/eli-c
Manganese	0.13	mg/L		0.01		1	E200.8	10/02/08 04:37/eli-c
Mercury	ND	mg/L		0.001		1	E200.8	10/02/08 04:37/eli-c
Molybdenum	ND	mg/L		0.1		1	E200.8	10/02/08 04:37/eli-c
Nickel	ND	mg/L		0.05		1	E200.8	10/02/08 04:37/eli-c
Selenium	ND	mg/L		0.001		1	A3114 B	10/02/08 16:12/eli-c
Silver	ND	mg/L		0.005		1	E200.8	10/02/08 04:37/eli-c
Thorium 232	ND	mg/L		0.005		1	E200.8	10/02/08 04:37/eli-c

Report RL - Analyte reporting limit.
Definitions: QCL - Quality control limit.
MDC - Minimum detectable concentration

MCL - Maximum contaminant level.
ND - Not detected at the reporting limit.
D - RL increased due to sample matrix interference.

Page 13 of 27



LABORATORY ANALYTICAL REPORT

Client: RESPEC Inc
Project: Edgemont
Lab ID: R08090356-005
Client Sample ID: DewBurd GW694

Report Date: 11/20/08
Collection Date: 09/23/08 10:00
Date Received: 09/24/08
Matrix: AQUEOUS

Analyses	Result	Units	Qual	RL	MCL/ QCL	DF	Method	Analysis Date / By
METALS - DISSOLVED								
Uranium	0.0005	mg/L		0.0003		1	E200.8	10/02/08 04:37/eli-c
Vanadium	ND	mg/L		0.1		1	E200.8	10/02/08 04:37/eli-c
Zinc	ND	mg/L		0.01		1	E200.8	10/02/08 04:37/eli-c
METALS - SUSPENDED								
Uranium	ND	mg/L		0.0003		1	E200.8	10/02/08 03:42/eli-c
METALS - SPECIATED								
Selenium-IV	ND	mg/L		0.001		1	A3114 B	10/02/08 11:40/eli-c
Selenium-VI	ND	mg/L		0.001		1	A3114 B	10/02/08 16:47/eli-c
RADIONUCLIDES - DISSOLVED								
Gross Alpha	7.4	pCi/L				1	E900.0	10/30/08 01:42/eli-ca
Gross Alpha precision (±)	3.6	pCi/L				1	E900.0	10/30/08 01:42/eli-ca
Gross Alpha MDC	5.1	pCi/L				1	E900.0	10/30/08 01:42/eli-ca
Gross Beta	9.3	pCi/L				1	E900.0	10/30/08 01:42/eli-ca
Gross Beta precision (±)	2.8	pCi/L				1	E900.0	10/30/08 01:42/eli-ca
Gross Beta MDC	4.5	pCi/L				1	E900.0	10/30/08 01:42/eli-ca
Lead 210	-2	pCi/L	U			1	E909.0M	10/02/08 10:37/eli-c
Lead 210 precision (±)	5.3	pCi/L				1	E909.0M	10/02/08 10:37/eli-c
Lead 210 MDC	9.0	pCi/L				1	E909.0M	10/02/08 10:37/eli-c
Polonium 210	0.2	pCi/L	U	1.0		1	RMO-3008	10/02/08 14:54/eli-c
Polonium 210 precision (±)	0.76	pCi/L				1	RMO-3008	10/02/08 14:54/eli-c
Radium 226	1.7	pCi/L				1	E903.0	10/21/08 08:28/eli-c
Radium 226 precision (±)	0.3	pCi/L				1	E903.0	10/21/08 08:28/eli-c
Thorium 230	0.1	pCi/L	U	0.2		1	E907.0	10/27/08 15:37/eli-c
Thorium 230 precision (±)	0.09	pCi/L				1	E907.0	10/27/08 15:37/eli-c
Gross Gamma	0.0	pCi/L	U			1	E901.1	10/13/08 15:50/eli-c
Gross Gamma precision (±)	20	pCi/L				1	E901.1	10/13/08 15:50/eli-c
RADIONUCLIDES - SUSPENDED								
Lead 210	-1	pCi/L	U			1	E909.0M	10/13/08 10:21/eli-c
Lead 210 precision (±)	5.5	pCi/L				1	E909.0M	10/13/08 10:21/eli-c
Lead 210 MDC	9.2	pCi/L				1	E909.0M	10/13/08 10:21/eli-c
Polonium 210	0.17	pCi/L	U			1	RMO-3008	10/09/08 12:31/eli-c
Polonium 210 precision (±)	0.46	pCi/L				1	RMO-3008	10/09/08 12:31/eli-c
Radium 226	-0.04	pCi/L	U			1	E903.0	10/09/08 09:28/eli-c
Radium 226 precision (±)	0.2	pCi/L				1	E903.0	10/09/08 09:28/eli-c
Radium 226 MDC	0.4	pCi/L				1	E903.0	10/09/08 09:28/eli-c

Report RL - Analyte reporting limit.
Definitions: QCL - Quality control limit.
MDC - Minimum detectable concentration

MCL - Maximum contaminant level.
ND - Not detected at the reporting limit.
U - Not detected at minimum detectable concentration

Page 14 of 27



LABORATORY ANALYTICAL REPORT

Client: RESPEC Inc
Project: Edgemont
Lab ID: R08090356-005
Client Sample ID: DewBurd GW694

Report Date: 11/20/08
Collection Date: 09/23/08 10:00
Date Received: 09/24/08
Matrix: AQUEOUS

Analyses	Result	Units	Qual	RL	MCL/		Method	Analysis Date / By
					QCL	DF		
RADIONUCLIDES - SUSPENDED								
Thorium 230	0.0	pCi/L	U	0.2		1	E907.0	09/30/08 15:00/eli-c
Thorium 230 precision (±)	0.05	pCi/L				1	E907.0	09/30/08 15:00/eli-c
RADIONUCLIDES - TOTAL								
Radon 222	296	pCi/L		100		1	D5072-92	09/26/08 15:10/eli-c
Radon 222 precision (±)	61.9	pCi/L				1	D5072-92	09/26/08 15:10/eli-c
TOTAL METALS ANALYSES								
Antimony	ND	mg/L		0.003		1	E200.8	10/03/08 17:10/eli-c
Arsenic	0.002	mg/L		0.001		1	E200.8	10/03/08 17:10/eli-c
Barium	ND	mg/L		0.1		1	E200.8	10/03/08 17:10/eli-c
Beryllium	ND	mg/L		0.001		1	E200.8	10/03/08 17:10/eli-c
Boron	ND	mg/L		0.1		2	E200.7	10/10/08 22:05/eli-c
Cadmium	ND	mg/L		0.005		1	E200.8	10/03/08 17:10/eli-c
Chromium	ND	mg/L		0.05		1	E200.8	10/03/08 17:10/eli-c
Copper	ND	mg/L		0.01		1	E200.8	10/03/08 17:10/eli-c
Iron	0.18	mg/L		0.03		2	E200.7	10/10/08 22:05/eli-c
Lead	ND	mg/L		0.001		1	E200.8	10/03/08 17:10/eli-c
Manganese	0.15	mg/L		0.01		1	E200.8	10/03/08 17:10/eli-c
Mercury	ND	mg/L		0.001		1	E245.1	09/29/08 12:14/eli-b
Molybdenum	ND	mg/L		0.1		1	E200.8	10/03/08 17:10/eli-c
Nickel	ND	mg/L		0.05		1	E200.8	10/03/08 17:10/eli-c
Selenium	ND	mg/L		0.001		1	E200.8	10/03/08 17:10/eli-c
Silver	ND	mg/L		0.005		1	E200.8	10/03/08 17:10/eli-c
Strontium	2.7	mg/L		0.1		1	E200.8	10/03/08 17:10/eli-c
Thallium	ND	mg/L		0.001		1	E200.8	10/03/08 17:10/eli-c
Uranium	0.0006	mg/L		0.0003		1	E200.8	10/03/08 17:10/eli-c
Zinc	ND	mg/L		0.01		1	E200.8	10/03/08 17:10/eli-c
DATA QUALITY								
A/C Balance (± 5)	2.57	%				1	A1030 E	11/17/08 00:00/jmh
Anions	15.4	meq/L				1	A1030 E	11/17/08 00:00/jmh
Cations	16.2	meq/L				1	A1030 E	11/17/08 00:00/jmh
Solids, Total Dissolved Calculated	993	mg/L				1	A1030 E	11/17/08 00:00/jmh
TDS Balance (0.80 - 1.20)	0.960					1	A1030 E	11/17/08 00:00/jmh

Report RL - Analyte reporting limit.
Definitions: QCL - Quality control limit.
MDC - Minimum detectable concentration

MCL - Maximum contaminant level.
ND - Not detected at the reporting limit.
U - Not detected at minimum detectable concentration

Page 15 of 27



LABORATORY ANALYTICAL REPORT

Client: RESPEC Inc
Project: Edgemont
Lab ID: R08090356-006
Client Sample ID: DewBurd GW696

Report Date: 11/20/08
Collection Date: 09/23/08 09:35
Date Received: 09/24/08
Matrix: AQUEOUS

Analyses	Result	Units	Qual	RL	MCL/ QCL	DF	Method	Analysis Date / By
MAJOR IONS								
Alkalinity, Total as CaCO ₃	180	mg/L		5		1	A2320 B	10/02/08 14:30/mb
Carbonate as CO ₃	ND	mg/L		5		1	A2320 B	10/02/08 14:30/mb
Bicarbonate as HCO ₃	219	mg/L		5		1	A2320 B	10/02/08 14:30/mb
Calcium	30.6	mg/L		0.5		2	E200.7	10/10/08 12:11/eli-c
Chloride	12	mg/L		1		1	E300.0	09/25/08 17:23/jmh
Fluoride	0.4	mg/L		0.1		1	E300.0	09/25/08 17:23/jmh
Magnesium	10.6	mg/L		0.5		2	E200.7	10/10/08 12:11/eli-c
Nitrogen, Ammonia as N	0.4	mg/L		0.1		1	A4500-NH ₃ G	09/30/08 14:18/jmh
Nitrogen, Nitrate as N	ND	mg/L		0.1		1	E300.0	09/25/08 17:23/jmh
Nitrogen, Nitrite as N	ND	mg/L		0.1		1	E300.0	09/25/08 17:23/jmh
Potassium	8.6	mg/L		0.5		2	E200.7	10/10/08 12:11/eli-c
Sodium	280	mg/L		2		2	E200.7	10/10/08 12:11/eli-c
Sulfate	506	mg/L	D	3		50	E300.0	09/25/08 17:07/jmh
Silica	ND	mg/L		0.5		2	E200.7	10/10/08 12:11/eli-c
PHYSICAL PROPERTIES								
Conductivity @ 25 C	1100	umhos/cm		5.0		1	A2510 B	09/25/08 10:40/tb
Oxidation-Reduction Potential	190	mV				1	A2580 B	09/25/08 00:00/jmh
pH	8.15	s.u.		0.01		1	A4500-H B	09/25/08 11:25/tb
Sodium Adsorption Ratio (SAR)	11	unitless		0.10		1	Calculation	11/17/08 14:15/ADM
Solids, Total Dissolved TDS @ 180 C	920	mg/L		5		1	A2540 C	09/30/08 13:55/mb
METALS - DISSOLVED								
Aluminum	ND	mg/L		0.1		2	E200.7	10/10/08 12:11/eli-c
Arsenic	ND	mg/L		0.001		1	E200.8	10/02/08 04:44/eli-c
Barium	ND	mg/L		0.1		1	E200.8	10/02/08 04:44/eli-c
Boron	ND	mg/L		0.1		2	E200.7	10/10/08 12:11/eli-c
Cadmium	ND	mg/L		0.005		1	E200.8	10/02/08 04:44/eli-c
Chromium	ND	mg/L		0.05		1	E200.8	10/02/08 04:44/eli-c
Copper	ND	mg/L		0.01		1	E200.8	10/02/08 04:44/eli-c
Iron	ND	mg/L		0.03		2	E200.7	10/10/08 12:11/eli-c
Lead	ND	mg/L		0.001		1	E200.8	10/02/08 04:44/eli-c
Manganese	0.05	mg/L		0.01		1	E200.8	10/02/08 04:44/eli-c
Mercury	ND	mg/L		0.001		1	E200.8	10/02/08 04:44/eli-c
Molybdenum	ND	mg/L		0.1		1	E200.8	10/02/08 04:44/eli-c
Nickel	ND	mg/L		0.05		1	E200.8	10/02/08 04:44/eli-c
Selenium	ND	mg/L		0.001		1	A3114 B	10/02/08 16:14/eli-c
Silver	ND	mg/L		0.005		1	E200.8	10/02/08 04:44/eli-c
Thorium 232	ND	mg/L		0.005		1	E200.8	10/02/08 04:44/eli-c

Report RL - Analyte reporting limit.
Definitions: QCL - Quality control limit.
MDC - Minimum detectable concentration

MCL - Maximum contaminant level.
ND - Not detected at the reporting limit.
D - RL increased due to sample matrix interference.

Page 16 of 27



LABORATORY ANALYTICAL REPORT

Client: RESPEC Inc
Project: Edgemont
Lab ID: R08090356-006
Client Sample ID: DewBurd GW696

Report Date: 11/20/08
Collection Date: 09/23/08 09:35
Date Received: 09/24/08
Matrix: AQUEOUS

Analyses	Result	Units	Qual	RL	MCL/		Method	Analysis Date / By
					QCL	DF		
METALS - DISSOLVED								
Uranium	ND	mg/L		0.0003		1	E200.8	10/02/08 04:44/eli-c
Vanadium	ND	mg/L		0.1		1	E200.8	10/02/08 04:44/eli-c
Zinc	ND	mg/L		0.01		1	E200.8	10/02/08 04:44/eli-c
METALS - SUSPENDED								
Uranium	ND	mg/L		0.0003		1	E200.8	10/02/08 03:46/eli-c
METALS - SPECIATED								
Selenium-IV	ND	mg/L		0.001		1	A3114 B	10/02/08 11:43/eli-c
Selenium-VI	ND	mg/L		0.001		1	A3114 B	10/02/08 16:47/eli-c
RADIONUCLIDES - DISSOLVED								
Gross Alpha	5.9	pCi/L				1	E900.0	10/30/08 01:42/eli-ca
Gross Alpha precision (±)	3.4	pCi/L				1	E900.0	10/30/08 01:42/eli-ca
Gross Alpha MDC	5.0	pCi/L				1	E900.0	10/30/08 01:42/eli-ca
Gross Beta	8.2	pCi/L				1	E900.0	10/30/08 01:42/eli-ca
Gross Beta precision (±)	2.5	pCi/L				1	E900.0	10/30/08 01:42/eli-ca
Gross Beta MDC	3.9	pCi/L				1	E900.0	10/30/08 01:42/eli-ca
Lead 210	-1	pCi/L	U			1	E909.0M	10/02/08 10:37/eli-c
Lead 210 precision (±)	5.3	pCi/L				1	E909.0M	10/02/08 10:37/eli-c
Lead 210 MDC	9.0	pCi/L				1	E909.0M	10/02/08 10:37/eli-c
Polonium 210	0.0	pCi/L	U	1.0		1	RMO-3008	10/02/08 14:54/eli-c
Polonium 210 precision (±)	0.89	pCi/L				1	RMO-3008	10/02/08 14:54/eli-c
Radium 226	1.5	pCi/L				1	E903.0	10/21/08 08:28/eli-c
Radium 226 precision (±)	0.3	pCi/L				1	E903.0	10/21/08 08:28/eli-c
Thorium 230	0.0	pCi/L	U	0.2		1	E907.0	10/27/08 15:37/eli-c
Thorium 230 precision (±)	0.08	pCi/L				1	E907.0	10/27/08 15:37/eli-c
Gross Gamma	1000	pCi/L				1	E901.1	10/13/08 15:50/eli-c
Gross Gamma precision (±)	170	pCi/L				1	E901.1	10/13/08 15:50/eli-c
RADIONUCLIDES - SUSPENDED								
Lead 210	-0.9	pCi/L	U			1	E909.0M	10/13/08 10:21/eli-c
Lead 210 precision (±)	5.5	pCi/L				1	E909.0M	10/13/08 10:21/eli-c
Lead 210 MDC	9.2	pCi/L				1	E909.0M	10/13/08 10:21/eli-c
Polonium 210	-0.062	pCi/L	U			1	RMO-3008	10/09/08 12:31/eli-c
Polonium 210 precision (±)	0.25	pCi/L				1	RMO-3008	10/09/08 12:31/eli-c
Radium 226	-0.2	pCi/L	U			1	E903.0	10/09/08 09:28/eli-c
Radium 226 precision (±)	0.2	pCi/L				1	E903.0	10/09/08 09:28/eli-c
Radium 226 MDC	0.4	pCi/L				1	E903.0	10/09/08 09:28/eli-c

Report RL - Analyte reporting limit.
Definitions: QCL - Quality control limit.
MDC - Minimum detectable concentration

MCL - Maximum contaminant level.
ND - Not detected at the reporting limit.
U - Not detected at minimum detectable concentration

Page 17 of 27



LABORATORY ANALYTICAL REPORT

Client: RESPEC Inc
Project: Edgemont
Lab ID: R08090356-006
Client Sample ID: DewBurd GW696

Report Date: 11/20/08
Collection Date: 09/23/08 09:35
Date Received: 09/24/08
Matrix: AQUEOUS

Analyses	Result	Units	Qual	RL	MCL/		Method	Analysis Date / By
					QCL	DF		
RADIONUCLIDES - SUSPENDED								
Thorium 230	-0.1	pCi/L	U	0.2		1	E907.0	09/30/08 15:00/eli-c
Thorium 230 precision (±)	0.05	pCi/L				1	E907.0	09/30/08 15:00/eli-c
RADIONUCLIDES - TOTAL								
Radon 222	214	pCi/L		100		1	D5072-92	09/26/08 15:10/eli-c
Radon 222 precision (±)	61.0	pCi/L				1	D5072-92	09/26/08 15:10/eli-c
TOTAL METALS ANALYSES								
Antimony	ND	mg/L		0.003		1	E200.8	10/03/08 17:17/eli-c
Arsenic	ND	mg/L		0.001		1	E200.8	10/03/08 17:17/eli-c
Barium	ND	mg/L		0.1		1	E200.8	10/03/08 17:17/eli-c
Beryllium	ND	mg/L		0.001		1	E200.8	10/03/08 17:17/eli-c
Boron	ND	mg/L		0.1		2	E200.7	10/10/08 22:17/eli-c
Cadmium	ND	mg/L		0.005		1	E200.8	10/03/08 17:17/eli-c
Chromium	ND	mg/L		0.05		1	E200.8	10/03/08 17:17/eli-c
Copper	ND	mg/L		0.01		1	E200.8	10/03/08 17:17/eli-c
Iron	0.14	mg/L		0.03		2	E200.7	10/10/08 22:17/eli-c
Lead	ND	mg/L		0.001		1	E200.8	10/03/08 17:17/eli-c
Manganese	0.06	mg/L		0.01		1	E200.8	10/03/08 17:17/eli-c
Mercury	ND	mg/L		0.001		1	E245.1	09/29/08 12:21/eli-b
Molybdenum	ND	mg/L		0.1		1	E200.8	10/03/08 17:17/eli-c
Nickel	ND	mg/L		0.05		1	E200.8	10/03/08 17:17/eli-c
Selenium	ND	mg/L		0.001		1	E200.8	10/03/08 17:17/eli-c
Silver	ND	mg/L		0.005		1	E200.8	10/03/08 17:17/eli-c
Strontium	0.8	mg/L		0.1		1	E200.8	10/03/08 17:17/eli-c
Thallium	ND	mg/L		0.001		1	E200.8	10/03/08 17:17/eli-c
Uranium	ND	mg/L		0.0003		1	E200.8	10/03/08 17:17/eli-c
Zinc	ND	mg/L		0.01		1	E200.8	10/03/08 17:17/eli-c
DATA QUALITY								
A/C Balance (± 5)	1.13	%				1	A1030 E	11/17/08 00:00/jmh
Anions	14.5	meq/L				1	A1030 E	11/17/08 00:00/jmh
Cations	14.8	meq/L				1	A1030 E	11/17/08 00:00/jmh
Solids, Total Dissolved Calculated	957	mg/L				1	A1030 E	11/17/08 00:00/jmh
TDS Balance (0.80 - 1.20)	0.960					1	A1030 E	11/17/08 00:00/jmh

Report RL - Analyte reporting limit.
Definitions: QCL - Quality control limit.
MDC - Minimum detectable concentration

MCL - Maximum contaminant level.
ND - Not detected at the reporting limit.
U - Not detected at minimum detectable concentration

Page 18 of 27



LABORATORY ANALYTICAL REPORT

Client: RESPEC Inc
Project: Edgemont
Lab ID: R08090356-007
Client Sample ID: DewBurd GW695

Report Date: 11/20/08
Collection Date: 09/23/08 11:00
Date Received: 09/24/08
Matrix: AQUEOUS

Analyses	Result	Units	Qual	RL	MCL/		Method	Analysis Date / By
					QCL	DF		
MAJOR IONS								
Alkalinity, Total as CaCO3	196	mg/L		5		1	A2320 B	10/02/08 14:33/mb
Carbonate as CO3	ND	mg/L		5		1	A2320 B	10/02/08 14:33/mb
Bicarbonate as HCO3	239	mg/L		5		1	A2320 B	10/02/08 14:33/mb
Calcium	347	mg/L		0.5		2	E200.7	10/10/08 12:15/eli-c
Chloride	15	mg/L		1		1	E300.0	09/25/08 17:56/jmh
Fluoride	0.5	mg/L		0.1		1	E300.0	09/25/08 17:56/jmh
Magnesium	113	mg/L		0.5		2	E200.7	10/10/08 12:15/eli-c
Nitrogen, Ammonia as N	0.5	mg/L		0.1		1	A4500-NH3 G	09/30/08 14:21/jmh
Nitrogen, Nitrate as N	ND	mg/L		0.1		1	E300.0	09/25/08 17:56/jmh
Nitrogen, Nitrite as N	ND	mg/L		0.1		1	E300.0	09/25/08 17:56/jmh
Potassium	18.6	mg/L		0.5		2	E200.7	10/10/08 12:15/eli-c
Sodium	171	mg/L		2		2	E200.7	10/10/08 12:15/eli-c
Sulfate	1560	mg/L	D	3		50	E300.0	09/25/08 17:40/jmh
Silica	ND	mg/L		0.5		2	E200.7	10/10/08 12:15/eli-c
PHYSICAL PROPERTIES								
Conductivity @ 25 C	2060	umhos/cm		5.0		1	A2510 B	09/25/08 10:43/tb
Oxidation-Reduction Potential	-97.9	mV				1	A2580 B	09/25/08 00:00/jmh
pH	6.92	s.u.		0.01		1	A4500-H B	09/25/08 11:27/tb
Sodium Adsorption Ratio (SAR)	2.0	unitless		0.10		1	Calculation	11/17/08 14:15/ADM
Solids, Total Dissolved TDS @ 180 C	2300	mg/L		5		1	A2540 C	09/30/08 13:55/mb
METALS - DISSOLVED								
Aluminum	ND	mg/L		0.1		2	E200.7	10/10/08 12:15/eli-c
Arsenic	ND	mg/L		0.001		1	E200.8	10/02/08 04:51/eli-c
Barium	ND	mg/L		0.1		1	E200.8	10/02/08 04:51/eli-c
Boron	0.2	mg/L		0.1		2	E200.7	10/10/08 12:15/eli-c
Cadmium	ND	mg/L		0.005		1	E200.8	10/02/08 04:51/eli-c
Chromium	ND	mg/L		0.05		1	E200.8	10/02/08 04:51/eli-c
Copper	ND	mg/L		0.01		1	E200.8	10/02/08 04:51/eli-c
Iron	1.26	mg/L		0.03		2	E200.7	10/10/08 12:15/eli-c
Lead	ND	mg/L		0.001		1	E200.8	10/02/08 04:51/eli-c
Manganese	0.84	mg/L		0.01		1	E200.8	10/02/08 04:51/eli-c
Mercury	ND	mg/L		0.001		1	E200.8	10/02/08 04:51/eli-c
Molybdenum	ND	mg/L		0.1		1	E200.8	10/02/08 04:51/eli-c
Nickel	ND	mg/L		0.05		1	E200.8	10/02/08 04:51/eli-c
Selenium	ND	mg/L		0.001		1	A3114 B	10/02/08 16:21/eli-c
Silver	ND	mg/L		0.005		1	E200.8	10/02/08 04:51/eli-c
Thorium 232	ND	mg/L		0.005		1	E200.8	10/02/08 04:51/eli-c

Report RL - Analyte reporting limit.
Definitions: QCL - Quality control limit.
MDC - Minimum detectable concentration

MCL - Maximum contaminant level.
ND - Not detected at the reporting limit.
D - RL increased due to sample matrix interference.

Page 19 of 27



LABORATORY ANALYTICAL REPORT

Client: RESPEC Inc
Project: Edgemont
Lab ID: R08090356-007
Client Sample ID: DewBurd GW695

Report Date: 11/20/08
Collection Date: 09/23/08 11:00
Date Received: 09/24/08
Matrix: AQUEOUS

Analyses	Result	Units	Qual	RL	MCL/		Method	Analysis Date / By
					QCL	DF		
METALS - DISSOLVED								
Uranium	0.0059	mg/L		0.0003		1	E200.8	10/02/08 04:51/eli-c
Vanadium	ND	mg/L		0.1		1	E200.8	10/02/08 04:51/eli-c
Zinc	ND	mg/L		0.01		1	E200.8	10/02/08 04:51/eli-c
METALS - SUSPENDED								
Uranium	ND	mg/L	D	0.0008		1	E200.8	10/02/08 03:50/eli-c
METALS - SPECIATED								
Selenium-IV	0.001	mg/L		0.001		1	A3114 B	10/02/08 11:49/eli-c
Selenium-VI	ND	mg/L		0.001		1	A3114 B	10/02/08 16:47/eli-c
RADIONUCLIDES - DISSOLVED								
Gross Alpha	44.0	pCi/L				1	E900.0	10/30/08 01:42/eli-ca
Gross Alpha precision (±)	9.2	pCi/L				1	E900.0	10/30/08 01:42/eli-ca
Gross Alpha MDC	10.2	pCi/L				1	E900.0	10/30/08 01:42/eli-ca
Gross Beta	16.0	pCi/L				1	E900.0	10/30/08 01:42/eli-ca
Gross Beta precision (±)	5.6	pCi/L				1	E900.0	10/30/08 01:42/eli-ca
Gross Beta MDC	9.0	pCi/L				1	E900.0	10/30/08 01:42/eli-ca
Lead 210	0.1	pCi/L	U			1	E909.0M	10/02/08 10:37/eli-c
Lead 210 precision (±)	5.3	pCi/L				1	E909.0M	10/02/08 10:37/eli-c
Lead 210 MDC	9.0	pCi/L				1	E909.0M	10/02/08 10:37/eli-c
Polonium 210	0.2	pCi/L	U	1.0		1	RMO-3008	10/02/08 14:54/eli-c
Polonium 210 precision (±)	0.84	pCi/L				1	RMO-3008	10/02/08 14:54/eli-c
Radium 226	10.4	pCi/L				1	E903.0	10/21/08 08:28/eli-c
Radium 226 precision (±)	0.7	pCi/L				1	E903.0	10/21/08 08:28/eli-c
Thorium 230	0.1	pCi/L	U	0.2		1	E907.0	10/27/08 15:37/eli-c
Thorium 230 precision (±)	0.2	pCi/L				1	E907.0	10/27/08 15:37/eli-c
Gross Gamma	960	pCi/L				1	E901.1	10/13/08 15:50/eli-c
Gross Gamma precision (±)	160	pCi/L				1	E901.1	10/13/08 15:50/eli-c
RADIONUCLIDES - SUSPENDED								
Lead 210	-2	pCi/L	U			1	E909.0M	10/13/08 10:21/eli-c
Lead 210 precision (±)	5.5	pCi/L				1	E909.0M	10/13/08 10:21/eli-c
Lead 210 MDC	9.2	pCi/L				1	E909.0M	10/13/08 10:21/eli-c
Polonium 210	0.066	pCi/L	U			1	RMO-3008	10/09/08 12:31/eli-c
Polonium 210 precision (±)	0.45	pCi/L				1	RMO-3008	10/09/08 12:31/eli-c
Radium 226	0.9	pCi/L				1	E903.0	10/09/08 09:28/eli-c
Radium 226 precision (±)	0.3	pCi/L				1	E903.0	10/09/08 09:28/eli-c
Radium 226 MDC	0.4	pCi/L				1	E903.0	10/09/08 09:28/eli-c

Report RL - Analyte reporting limit.
Definitions: QCL - Quality control limit.
MDC - Minimum detectable concentration
U - Not detected at minimum detectable concentration

MCL - Maximum contaminant level.
ND - Not detected at the reporting limit.
D - RL increased due to sample matrix interference.

Page 20 of 27



LABORATORY ANALYTICAL REPORT

Client: RESPEC Inc
Project: Edgemont
Lab ID: R08090356-007
Client Sample ID: DewBurd GW695

Report Date: 11/20/08
Collection Date: 09/23/08 11:00
Date Received: 09/24/08
Matrix: AQUEOUS

Analyses	Result	Units	Qual	RL	MCL/ QCL	DF	Method	Analysis Date / By
RADIONUCLIDES - SUSPENDED								
Thorium 230	0.5	pCi/L		0.2		1	E907.0	09/30/08 15:00/eli-c
Thorium 230 precision (±)	0.07	pCi/L				1	E907.0	09/30/08 15:00/eli-c
RADIONUCLIDES - TOTAL								
Radon 222	357	pCi/L		100		1	D5072-92	09/26/08 15:10/eli-c
Radon 222 precision (±)	62.3	pCi/L				1	D5072-92	09/26/08 15:10/eli-c
TOTAL METALS ANALYSES								
Antimony	ND	mg/L		0.003		1	E200.8	10/03/08 17:24/eli-c
Arsenic	0.016	mg/L		0.001		1	E200.8	10/03/08 17:24/eli-c
Barium	ND	mg/L		0.1		1	E200.8	10/03/08 17:24/eli-c
Beryllium	ND	mg/L		0.001		1	E200.8	10/03/08 17:24/eli-c
Boron	0.2	mg/L		0.1		2	E200.7	10/10/08 22:25/eli-c
Cadmium	ND	mg/L		0.005		1	E200.8	10/03/08 17:24/eli-c
Chromium	ND	mg/L		0.05		1	E200.8	10/03/08 17:24/eli-c
Copper	ND	mg/L		0.01		1	E200.8	10/03/08 17:24/eli-c
Iron	17.9	mg/L		0.03		2	E200.7	10/10/08 22:25/eli-c
Lead	ND	mg/L		0.001		1	E200.8	10/03/08 17:24/eli-c
Manganese	1.18	mg/L		0.01		1	E200.8	10/03/08 17:24/eli-c
Mercury	ND	mg/L		0.001		1	E245.1	09/29/08 12:36/eli-b
Molybdenum	ND	mg/L		0.1		1	E200.8	10/03/08 17:24/eli-c
Nickel	ND	mg/L		0.05		1	E200.8	10/03/08 17:24/eli-c
Selenium	0.002	mg/L		0.001		1	E200.8	10/03/08 17:24/eli-c
Silver	ND	mg/L		0.005		1	E200.8	10/03/08 17:24/eli-c
Strontium	6.5	mg/L		0.1		1	E200.8	10/03/08 17:24/eli-c
Thallium	ND	mg/L		0.001		1	E200.8	10/03/08 17:24/eli-c
Uranium	0.0085	mg/L		0.0003		1	E200.8	10/03/08 17:24/eli-c
Zinc	ND	mg/L		0.01		1	E200.8	10/03/08 17:24/eli-c
DATA QUALITY								
A/C Balance (± 5)	-3.03	%				1	A1030 E	11/17/08 00:00/jmh
Anions	36.8	meq/L				1	A1030 E	11/17/08 00:00/jmh
Cations	34.6	meq/L				1	A1030 E	11/17/08 00:00/jmh
Solids, Total Dissolved Calculated	2340	mg/L				1	A1030 E	11/17/08 00:00/jmh
TDS Balance (0.80 - 1.20)	0.970					1	A1030 E	11/17/08 00:00/jmh

Report RL - Analyte reporting limit.
Definitions: QCL - Quality control limit.
MDC - Minimum detectable concentration

MCL - Maximum contaminant level.
ND - Not detected at the reporting limit.

Page 21 of 27



LABORATORY ANALYTICAL REPORT

Client: RESPEC Inc
Project: Edgemont
Lab ID: R08090356-008
Client Sample ID: DewBurd GW3026

Report Date: 11/20/08
Collection Date: 09/23/08 11:25
Date Received: 09/24/08
Matrix: AQUEOUS

Analyses	Result	Units	Qual	RL	MCL/	DF	Method	Analysis Date / By
					QCL			
MAJOR IONS								
Alkalinity, Total as CaCO3	174	mg/L		5		1	A2320 B	10/02/08 14:35/mb
Carbonate as CO3	ND	mg/L		5		1	A2320 B	10/02/08 14:35/mb
Bicarbonate as HCO3	212	mg/L		5		1	A2320 B	10/02/08 14:35/mb
Calcium	46.4	mg/L		0.5		2	E200.7	10/10/08 12:20/eli-c
Chloride	12	mg/L		1		1	E300.0	09/25/08 18:12/jmh
Fluoride	0.5	mg/L		0.1		1	E300.0	09/25/08 18:12/jmh
Magnesium	17.3	mg/L		0.5		2	E200.7	10/10/08 12:20/eli-c
Nitrogen, Ammonia as N	0.2	mg/L		0.1		1	A4500-NH3 G	09/30/08 14:22/jmh
Nitrogen, Nitrate as N	ND	mg/L		0.1		1	E300.0	09/25/08 18:12/jmh
Nitrogen, Nitrite as N	ND	mg/L		0.1		1	E300.0	09/25/08 18:12/jmh
Potassium	7.6	mg/L		0.5		2	E200.7	10/10/08 12:20/eli-c
Sodium	229	mg/L		2		2	E200.7	10/10/08 12:20/eli-c
Sulfate	514	mg/L		1		10	E300.0	09/26/08 23:57/jmh
Silica	ND	mg/L		0.5		2	E200.7	10/10/08 12:20/eli-c
PHYSICAL PROPERTIES								
Conductivity @ 25 C	1040	umhos/cm		5.0		1	A2510 B	09/25/08 10:46/tb
Oxidation-Reduction Potential	150	mV				1	A2580 B	09/25/08 00:00/jmh
pH	7.93	s.u.		0.01		1	A4500-H B	09/25/08 11:28/tb
Sodium Adsorption Ratio (SAR)	7.3	unitless		0.10		1	Calculation	11/17/08 14:15/ADM
Solids, Total Dissolved TDS @ 180 C	880	mg/L		5		1	A2540 C	09/30/08 13:58/mb
METALS - DISSOLVED								
Aluminum	ND	mg/L		0.1		2	E200.7	10/10/08 12:20/eli-c
Arsenic	ND	mg/L		0.001		1	E200.8	10/02/08 05:24/eli-c
Barium	ND	mg/L		0.1		1	E200.8	10/02/08 05:24/eli-c
Boron	ND	mg/L		0.1		2	E200.7	10/10/08 12:20/eli-c
Cadmium	ND	mg/L		0.005		1	E200.8	10/02/08 05:24/eli-c
Chromium	ND	mg/L		0.05		1	E200.8	10/02/08 05:24/eli-c
Copper	ND	mg/L		0.01		1	E200.8	10/02/08 05:24/eli-c
Iron	ND	mg/L		0.03		2	E200.7	10/10/08 12:20/eli-c
Lead	ND	mg/L		0.001		1	E200.8	10/02/08 05:24/eli-c
Manganese	0.07	mg/L		0.01		1	E200.8	10/02/08 05:24/eli-c
Mercury	ND	mg/L		0.001		1	E200.8	10/02/08 05:24/eli-c
Molybdenum	ND	mg/L		0.1		1	E200.8	10/02/08 05:24/eli-c
Nickel	ND	mg/L		0.05		1	E200.8	10/02/08 05:24/eli-c
Selenium	ND	mg/L		0.001		1	A3114 B	10/02/08 16:23/eli-c
Silver	ND	mg/L		0.005		1	E200.8	10/02/08 05:24/eli-c
Thorium 232	ND	mg/L		0.005		1	E200.8	10/02/08 05:24/eli-c

Report RL - Analyte reporting limit.
Definitions: QCL - Quality control limit.
MDC - Minimum detectable concentration

MCL - Maximum contaminant level.
ND - Not detected at the reporting limit.

Page 22 of 27



LABORATORY ANALYTICAL REPORT

Client: RESPEC Inc
Project: Edgemont
Lab ID: R08090356-008
Client Sample ID: DewBurd GW3026

Report Date: 11/20/08
Collection Date: 09/23/08 11:25
Date Received: 09/24/08
Matrix: AQUEOUS

Analyses	Result	Units	Qual	RL	MCL/		Method	Analysis Date / By
					QCL	DF		
METALS - DISSOLVED								
Uranium	0.0027	mg/L		0.0003		1	E200.8	10/02/08 05:24/eli-c
Vanadium	ND	mg/L		0.1		1	E200.8	10/02/08 05:24/eli-c
Zinc	ND	mg/L		0.01		1	E200.8	10/02/08 05:24/eli-c
METALS - SUSPENDED								
Uranium	ND	mg/L		0.0003		1	E200.8	10/02/08 03:54/eli-c
METALS - SPECIATED								
Selenium-IV	ND	mg/L		0.001		1	A3114 B	10/02/08 11:52/eli-c
Selenium-VI	ND	mg/L		0.001		1	A3114 B	10/02/08 16:47/eli-c
RADIONUCLIDES - DISSOLVED								
Gross Alpha	15.9	pCi/L				1	E900.0	10/30/08 01:42/eli-ca
Gross Alpha precision (±)	7.0	pCi/L				1	E900.0	10/30/08 01:42/eli-ca
Gross Alpha MDC	9.6	pCi/L				1	E900.0	10/30/08 01:42/eli-ca
Gross Beta	1.8	pCi/L	U			1	E900.0	10/30/08 01:42/eli-ca
Gross Beta precision (±)	10.0	pCi/L				1	E900.0	10/30/08 01:42/eli-ca
Gross Beta MDC	16.8	pCi/L				1	E900.0	10/30/08 01:42/eli-ca
Lead 210	1.5	pCi/L	U			1	E909.0M	10/02/08 10:37/eli-c
Lead 210 precision (±)	5.4	pCi/L				1	E909.0M	10/02/08 10:37/eli-c
Lead 210 MDC	9.0	pCi/L				1	E909.0M	10/02/08 10:37/eli-c
Polonium 210	0.0	pCi/L	U	1.0		1	RMO-3008	10/02/08 14:54/eli-c
Polonium 210 precision (±)	1.0	pCi/L				1	RMO-3008	10/02/08 14:54/eli-c
Radium 226	5.9	pCi/L				1	E903.0	10/21/08 08:28/eli-c
Radium 226 precision (±)	0.5	pCi/L				1	E903.0	10/21/08 08:28/eli-c
Thorium 230	0.0	pCi/L	U	0.2		1	E907.0	10/27/08 15:37/eli-c
Thorium 230 precision (±)	0.04	pCi/L				1	E907.0	10/27/08 15:37/eli-c
Gross Gamma	0.0	pCi/L	U			1	E901.1	10/13/08 15:50/eli-c
Gross Gamma precision (±)	20	pCi/L				1	E901.1	10/13/08 15:50/eli-c
RADIONUCLIDES - SUSPENDED								
Lead 210	4.4	pCi/L	U			1	E909.0M	10/13/08 10:21/eli-c
Lead 210 precision (±)	5.6	pCi/L				1	E909.0M	10/13/08 10:21/eli-c
Lead 210 MDC	9.2	pCi/L				1	E909.0M	10/13/08 10:21/eli-c
Polonium 210	0.0	pCi/L	U			1	RMO-3008	10/09/08 12:31/eli-c
Polonium 210 precision (±)	0.35	pCi/L				1	RMO-3008	10/09/08 12:31/eli-c
Radium 226	-0.06	pCi/L	U			1	E903.0	10/09/08 09:28/eli-c
Radium 226 precision (±)	0.2	pCi/L				1	E903.0	10/09/08 09:28/eli-c
Radium 226 MDC	0.4	pCi/L				1	E903.0	10/09/08 09:28/eli-c

Report RL - Analyte reporting limit.
Definitions: QCL - Quality control limit.
MDC - Minimum detectable concentration

MCL - Maximum contaminant level.
ND - Not detected at the reporting limit.
U - Not detected at minimum detectable concentration

Page 23 of 27



LABORATORY ANALYTICAL REPORT

Client: RESPEC Inc
Project: Edgemont
Lab ID: R08090356-008
Client Sample ID: DewBurd GW3026

Report Date: 11/20/08
Collection Date: 09/23/08 11:25
Date Received: 09/24/08
Matrix: AQUEOUS

Analyses	Result	Units	Qual	RL	MCL/	DF	Method	Analysis Date / By
					QCL			
RADIONUCLIDES - SUSPENDED								
Thorium 230	0.3	pCi/L		0.2		1	E907.0	09/30/08 15:00/eli-c
Thorium 230 precision (±)	0.07	pCi/L				1	E907.0	09/30/08 15:00/eli-c
RADIONUCLIDES - TOTAL								
Radon 222	1820	pCi/L		100		1	D5072-92	09/26/08 15:10/eli-c
Radon 222 precision (±)	79.3	pCi/L				1	D5072-92	09/26/08 15:10/eli-c
TOTAL METALS ANALYSES								
Antimony	ND	mg/L		0.003		1	E200.8	10/03/08 17:31/eli-c
Arsenic	0.001	mg/L		0.001		1	E200.8	10/03/08 17:31/eli-c
Barium	ND	mg/L		0.1		1	E200.8	10/03/08 17:31/eli-c
Beryllium	ND	mg/L		0.001		1	E200.8	10/03/08 17:31/eli-c
Boron	ND	mg/L		0.1		2	E200.7	10/10/08 22:29/eli-c
Cadmium	ND	mg/L		0.005		1	E200.8	10/03/08 17:31/eli-c
Chromium	ND	mg/L		0.05		1	E200.8	10/03/08 17:31/eli-c
Copper	ND	mg/L		0.01		1	E200.8	10/03/08 17:31/eli-c
Iron	0.16	mg/L		0.03		2	E200.7	10/10/08 22:29/eli-c
Lead	ND	mg/L		0.001		1	E200.8	10/03/08 17:31/eli-c
Manganese	0.08	mg/L		0.01		1	E200.8	10/03/08 17:31/eli-c
Mercury	ND	mg/L		0.001		1	E245.1	10/08/08 14:07/eli-b
Molybdenum	ND	mg/L		0.1		1	E200.8	10/03/08 17:31/eli-c
Nickel	ND	mg/L		0.05		1	E200.8	10/03/08 17:31/eli-c
Selenium	ND	mg/L		0.001		1	E200.8	10/03/08 17:31/eli-c
Silver	ND	mg/L		0.005		1	E200.8	10/03/08 17:31/eli-c
Strontium	0.9	mg/L		0.1		1	E200.8	10/03/08 17:31/eli-c
Thallium	ND	mg/L		0.001		1	E200.8	10/03/08 17:31/eli-c
Uranium	0.0029	mg/L		0.0003		1	E200.8	10/03/08 17:31/eli-c
Zinc	ND	mg/L		0.01		1	E200.8	10/03/08 17:31/eli-c
DATA QUALITY								
A/C Balance (± 5)	-2.10	%				1	A1030 E	11/17/08 00:00/jmh
Anions	14.5	meq/L				1	A1030 E	11/17/08 00:00/jmh
Cations	13.9	meq/L				1	A1030 E	11/17/08 00:00/jmh
Solids, Total Dissolved Calculated	931	mg/L				1	A1030 E	11/17/08 00:00/jmh
TDS Balance (0.80 - 1.20)	0.950					1	A1030 E	11/17/08 00:00/jmh

Report RL - Analyte reporting limit.
Definitions: QCL - Quality control limit.
MDC - Minimum detectable concentration

MCL - Maximum contaminant level.
ND - Not detected at the reporting limit.

Page 24 of 27



LABORATORY ANALYTICAL REPORT

Client: RESPEC Inc
Project: Edgemont
Lab ID: R08090356-009
Client Sample ID: DewBurd BLK01

Report Date: 11/20/08
Collection Date: 09/23/08 15:10
Date Received: 09/24/08
Matrix: AQUEOUS

Analyses	Result	Units	Qual	RL	MCL/		Method	Analysis Date / By
					QCL	DF		
MAJOR IONS								
Alkalinity, Total as CaCO3	ND	mg/L		5		1	A2320 B	10/02/08 14:36/mb
Carbonate as CO3	ND	mg/L		5		1	A2320 B	10/02/08 14:36/mb
Bicarbonate as HCO3	ND	mg/L		5		1	A2320 B	10/02/08 14:36/mb
Calcium	ND	mg/L		0.5		2	E200.7	10/10/08 12:24/eli-c
Chloride	ND	mg/L		1		1	E300.0	09/25/08 19:18/jmh
Fluoride	ND	mg/L		0.1		1	E300.0	09/25/08 19:18/jmh
Magnesium	ND	mg/L		0.5		2	E200.7	10/10/08 12:24/eli-c
Nitrogen, Ammonia as N	ND	mg/L		0.1		1	A4500-NH3 G	09/30/08 14:23/jmh
Nitrogen, Nitrate as N	ND	mg/L		0.1		1	E300.0	09/25/08 19:18/jmh
Nitrogen, Nitrite as N	ND	mg/L		0.1		1	E300.0	09/25/08 19:18/jmh
Potassium	ND	mg/L		0.5		2	E200.7	10/10/08 12:24/eli-c
Sodium	ND	mg/L		2		2	E200.7	10/10/08 12:24/eli-c
Sulfate	ND	mg/L		1		1	E300.0	09/25/08 19:18/jmh
Silica	ND	mg/L		0.2		2	E200.7	10/10/08 12:24/eli-c
PHYSICAL PROPERTIES								
Conductivity @ 25 C	ND	umhos/cm		5.0		1	A2510 B	09/25/08 10:48/tb
Oxidation-Reduction Potential	380	mV				1	A2580 B	09/25/08 00:00/jmh
pH	5.59	s.u.		0.01		1	A4500-H B	09/25/08 11:33/tb
Sodium Adsorption Ratio (SAR)	ND	unitless		0.10		1	Calculation	11/17/08 14:15/ADM
Solids, Total Dissolved TDS @ 180 C	ND	mg/L		5		1	A2540 C	09/30/08 13:58/mb
- SAR calculations may not be appropriate for near blank results.								
METALS - DISSOLVED								
Aluminum	ND	mg/L		0.1		2	E200.7	10/10/08 12:24/eli-c
Arsenic	ND	mg/L		0.001		1	E200.8	10/02/08 05:31/eli-c
Barium	ND	mg/L		0.1		1	E200.8	10/02/08 05:31/eli-c
Boron	ND	mg/L		0.1		2	E200.7	10/10/08 12:24/eli-c
Cadmium	ND	mg/L		0.005		1	E200.8	10/02/08 05:31/eli-c
Chromium	ND	mg/L		0.05		1	E200.8	10/02/08 05:31/eli-c
Copper	ND	mg/L		0.01		1	E200.8	10/02/08 05:31/eli-c
Iron	ND	mg/L		0.03		2	E200.7	10/10/08 12:24/eli-c
Lead	ND	mg/L		0.001		1	E200.8	10/02/08 05:31/eli-c
Manganese	ND	mg/L		0.01		1	E200.8	10/02/08 05:31/eli-c
Mercury	ND	mg/L		0.001		1	E200.8	10/02/08 05:31/eli-c
Molybdenum	ND	mg/L		0.1		1	E200.8	10/02/08 05:31/eli-c
Nickel	ND	mg/L		0.05		1	E200.8	10/02/08 05:31/eli-c
Selenium	ND	mg/L		0.001		1	A3114 B	10/02/08 16:26/eli-c
Silver	ND	mg/L		0.005		1	E200.8	10/02/08 05:31/eli-c

Report RL - Analyte reporting limit.
Definitions: QCL - Quality control limit.
MDC - Minimum detectable concentration

MCL - Maximum contaminant level.
ND - Not detected at the reporting limit.

Page 25 of 27



LABORATORY ANALYTICAL REPORT

Client: RESPEC Inc
Project: Edgemont
Lab ID: R08090356-009
Client Sample ID: DewBurd BLK01

Report Date: 11/20/08
Collection Date: 09/23/08 15:10
Date Received: 09/24/08
Matrix: AQUEOUS

Analyses	Result	Units	Qual	RL	MCL/ QCL	DF	Method	Analysis Date / By
METALS - DISSOLVED								
Thorium 232	ND	mg/L		0.005		1	E200.8	10/02/08 05:31/eli-c
Uranium	ND	mg/L		0.0003		1	E200.8	10/02/08 05:31/eli-c
Vanadium	ND	mg/L		0.1		1	E200.8	10/02/08 05:31/eli-c
Zinc	ND	mg/L		0.01		1	E200.8	10/02/08 05:31/eli-c
METALS - SUSPENDED								
Uranium	ND	mg/L		0.0003		1	E200.8	10/02/08 03:58/eli-c
METALS - SPECIATED								
Selenium-IV	ND	mg/L		0.001		1	A3114 B	10/02/08 11:54/eli-c
Selenium-VI	ND	mg/L		0.001		1	A3114 B	10/02/08 16:47/eli-c
RADIONUCLIDES - DISSOLVED								
Gross Alpha	-0.8	pCi/L	U			1	E900.0	10/30/08 01:42/eli-c
Gross Alpha precision (±)	0.6	pCi/L				1	E900.0	10/30/08 01:42/eli-c
Gross Alpha MDC	1.2	pCi/L				1	E900.0	10/30/08 01:42/eli-c
Gross Beta	-3	pCi/L	U			1	E900.0	10/30/08 01:42/eli-c
Gross Beta precision (±)	1.4	pCi/L				1	E900.0	10/30/08 01:42/eli-c
Gross Beta MDC	2.5	pCi/L				1	E900.0	10/30/08 01:42/eli-c
Lead 210	-0.5	pCi/L	U			1	E909.0M	10/02/08 10:37/eli-c
Lead 210 precision (±)	5.3	pCi/L				1	E909.0M	10/02/08 10:37/eli-c
Lead 210 MDC	9.0	pCi/L				1	E909.0M	10/02/08 10:37/eli-c
Polonium 210	0.3	pCi/L	U	1.0		1	RMO-3008	10/02/08 14:54/eli-c
Polonium 210 precision (±)	0.99	pCi/L				1	RMO-3008	10/02/08 14:54/eli-c
Radium 226	-0.2	pCi/L	U			1	E903.0	10/21/08 08:28/eli-c
Radium 226 precision (±)	0.09	pCi/L				1	E903.0	10/21/08 08:28/eli-c
Thorium 230	0.0	pCi/L	U	0.2		1	E907.0	10/27/08 15:37/eli-c
Thorium 230 precision (±)	0.05	pCi/L				1	E907.0	10/27/08 15:37/eli-c
Gross Gamma	0.0	pCi/L	U			1	E901.1	10/13/08 15:50/eli-c
Gross Gamma precision (±)	20	pCi/L				1	E901.1	10/13/08 15:50/eli-c
RADIONUCLIDES - SUSPENDED								
Lead 210	2.8	pCi/L	U			1	E909.0M	10/13/08 10:21/eli-c
Lead 210 precision (±)	5.5	pCi/L				1	E909.0M	10/13/08 10:21/eli-c
Lead 210 MDC	9.2	pCi/L				1	E909.0M	10/13/08 10:21/eli-c
Polonium 210	-0.079	pCi/L	U			1	RMO-3008	10/09/08 12:31/eli-c
Polonium 210 precision (±)	0.32	pCi/L				1	RMO-3008	10/09/08 12:31/eli-c
Radium 226	-0.2	pCi/L	U			1	E903.0	10/09/08 09:28/eli-c
Radium 226 precision (±)	0.2	pCi/L				1	E903.0	10/09/08 09:28/eli-c

Report RL - Analyte reporting limit.
Definitions: QCL - Quality control limit.
MDC - Minimum detectable concentration

MCL - Maximum contaminant level.
ND - Not detected at the reporting limit.
U - Not detected at minimum detectable concentration

Page 26 of 27



LABORATORY ANALYTICAL REPORT

Client: RESPEC Inc
Project: Edgemont
Lab ID: R08090356-009
Client Sample ID: DewBurd BLK01

Report Date: 11/20/08
Collection Date: 09/23/08 15:10
Date Received: 09/24/08
Matrix: AQUEOUS

Analyses	Result	Units	Qual	RL	MCL/		Method	Analysis Date / By
					QCL	DF		
RADIONUCLIDES - SUSPENDED								
Radium 226 MDC	0.4	pCi/L	U	0.2	1	E903.0	10/09/08 09:28/eli-c	
Thorium 230	-0.2	pCi/L			1	E907.0	09/30/08 15:00/eli-c	
Thorium 230 precision (±)	0.05	pCi/L			1	E907.0	09/30/08 15:00/eli-c	
RADIONUCLIDES - TOTAL								
Radon 222	124	pCi/L		100	1	D5072-92	09/26/08 15:10/eli-c	
Radon 222 precision (±)	57.3	pCi/L			1	D5072-92	09/26/08 15:10/eli-c	
TOTAL METALS ANALYSES								
Antimony	ND	mg/L		0.003	1	E200.8	10/03/08 18:05/eli-c	
Arsenic	ND	mg/L		0.001	1	E200.8	10/03/08 18:05/eli-c	
Barium	ND	mg/L		0.1	1	E200.8	10/03/08 18:05/eli-c	
Beryllium	ND	mg/L		0.001	1	E200.8	10/03/08 18:05/eli-c	
Boron	ND	mg/L		0.1	2	E200.7	10/10/08 22:33/eli-c	
Cadmium	ND	mg/L		0.005	1	E200.8	10/03/08 18:05/eli-c	
Chromium	ND	mg/L		0.05	1	E200.8	10/03/08 18:05/eli-c	
Copper	ND	mg/L		0.01	1	E200.8	10/03/08 18:05/eli-c	
Iron	0.04	mg/L		0.03	2	E200.7	10/10/08 22:33/eli-c	
Lead	ND	mg/L		0.001	1	E200.8	10/03/08 18:05/eli-c	
Manganese	ND	mg/L		0.01	1	E200.8	10/03/08 18:05/eli-c	
Mercury	ND	mg/L		0.001	1	E245.1	09/29/08 12:41/eli-b	
Molybdenum	ND	mg/L		0.1	1	E200.8	10/03/08 18:05/eli-c	
Nickel	ND	mg/L		0.05	1	E200.8	10/03/08 18:05/eli-c	
Selenium	ND	mg/L		0.001	1	E200.8	10/03/08 18:05/eli-c	
Silver	ND	mg/L		0.005	1	E200.8	10/03/08 18:05/eli-c	
Strontium	ND	mg/L		0.1	1	E200.8	10/03/08 18:05/eli-c	
Thallium	ND	mg/L		0.001	1	E200.8	10/03/08 18:05/eli-c	
Uranium	ND	mg/L		0.0003	1	E200.8	10/03/08 18:05/eli-c	
Zinc	ND	mg/L		0.01	1	E200.8	10/03/08 18:05/eli-c	

Report RL - Analyte reporting limit.
Definitions: QCL - Quality control limit.
MDC - Minimum detectable concentration

MCL - Maximum contaminant level.
ND - Not detected at the reporting limit.
U - Not detected at minimum detectable concentration

Page 27 of 27



QA/QC Summary Report

Client: RESPEC Inc

Project: Edgemont

Report Date: 11/20/08

Work Order: R08090356

Analyte	Result	Units	RL	%REC	Low Limit	High Limit	RPD	RPDLimit	Qual
Method: A2320 B		Batch: 081002A-ALK-SEL-W							
Sample ID: LCS1_081002A	Laboratory Control Sample				Run: PH_COND1-R_081003B		10/02/08 12:07		
Alkalinity, Total as CaCO ₃	960	mg/L	5.0	96	90	110			
Sample ID: MBLK1_081002A	Method Blank				Run: PH_COND1-R_081003B		10/02/08 12:08		
Alkalinity, Total as CaCO ₃	ND	mg/L	3						
Sample ID: R08090356-002AMS	Sample Matrix Spike				Run: PH_COND1-R_081003B		10/02/08 14:17		
Alkalinity, Total as CaCO ₃	282	mg/L	5.0	102	80	120			
Sample ID: R08090356-002AMSD	Sample Matrix Spike Duplicate				Run: PH_COND1-R_081003B		10/02/08 14:19		
Alkalinity, Total as CaCO ₃	280	mg/L	5.0	100	80	120	0.7	10	
Sample ID: R08090361-003AMS	Sample Matrix Spike				Run: PH_COND1-R_081003B		10/02/08 14:55		
Alkalinity, Total as CaCO ₃	244	mg/L	5.0	89	80	120			
Sample ID: R08090361-003AMSD	Sample Matrix Spike Duplicate				Run: PH_COND1-R_081003B		10/02/08 14:59		
Alkalinity, Total as CaCO ₃	246	mg/L	5.0	91	80	120	0.8	10	
Method: A2510 B		Batch: 080925_1_COND-PROBE-W							
Sample ID: LCS_COND-1_080925	Laboratory Control Sample				Run: PH_COND2-R_080925A		09/25/08 10:00		
Conductivity @ 25 C	1410	umhos/cm	5.0	100	90	110			
Sample ID: LCS1-1_080925	Laboratory Control Sample				Run: PH_COND2-R_080925A		09/25/08 10:02		
Conductivity @ 25 C	147	umhos/cm	5.0	98	90	110			
Sample ID: LCS2-1_080925	Laboratory Control Sample				Run: PH_COND2-R_080925A		09/25/08 10:04		
Conductivity @ 25 C	4930	umhos/cm	5.0	99	90	110			
Sample ID: MBLK-1_080925	Method Blank				Run: PH_COND2-R_080925A		09/25/08 10:06		
Conductivity @ 25 C	ND	umhos/cm	5						
Sample ID: R08090356-009ADUP	Sample Duplicate				Run: PH_COND2-R_080925A		09/25/08 10:50		
Conductivity @ 25 C	ND	umhos/cm	5.0				0	10	

Qualifiers:

RL - Analyte reporting limit.

ND - Not detected at the reporting limit.



QA/QC Summary Report

Client: RESPEC Inc

Project: Edgemont

Report Date: 11/20/08

Work Order: R08090356

Analyte	Result	Units	RL	%REC	Low Limit	High Limit	RPD	RPDLimit	Qual
Method: A2540 C							Batch: 080930A-SLDS-TDS-W		
Sample ID: LCS1_080930A	Laboratory Control Sample				Run: BAL-4-R_080930A				10/01/08 10:12
Solids, Total Dissolved TDS @ 180 C	200	mg/L	5.0	98	90	110			
Sample ID: MBLK1_080930A	Method Blank				Run: BAL-4-R_080930A				09/30/08 13:38
Solids, Total Dissolved TDS @ 180 C	ND	mg/L	3						
Sample ID: R08090343-006AMS	Sample Matrix Spike				Run: BAL-4-R_080930A				09/30/08 13:50
Solids, Total Dissolved TDS @ 180 C	890	mg/L	5.0	102	80	120			
Sample ID: R08090343-006AMSD	Sample Matrix Spike Duplicate				Run: BAL-4-R_080930A				09/30/08 13:50
Solids, Total Dissolved TDS @ 180 C	870	mg/L	5.0	91	80	120	2.5	10	
Sample ID: R08090356-007AMS	Sample Matrix Spike				Run: BAL-4-R_080930A				09/30/08 13:56
Solids, Total Dissolved TDS @ 180 C	2500	mg/L	5.0	105	80	120			
Sample ID: R08090356-007AMSD	Sample Matrix Spike Duplicate				Run: BAL-4-R_080930A				09/30/08 13:56
Solids, Total Dissolved TDS @ 180 C	2400	mg/L	5.0	62	80	120	3.5	10	S
Method: A2580 B							Batch: 080925-ORP-ISE-W		
Sample ID: LCS	Laboratory Control Sample				Run: PH_COND1-R_080925A				09/25/08 00:00
Oxidation-Reduction Potential	480	mV		101	95	105			
Sample ID: R08090356-009F	Sample Duplicate				Run: PH_COND1-R_080925A				09/25/08 00:00
Oxidation-Reduction Potential	380	mV					1.5	10	
Method: A3114 B							Batch: C_SE3114-081002B		
Sample ID: MBLK	Method Blank				Run: SUB-C108588				10/02/08 10:59
Selenium-IV	ND	mg/L	0.0003						
Sample ID: 288-142-5	Laboratory Control Sample				Run: SUB-C108588				10/02/08 11:03
Selenium-IV	0.051	mg/L	0.0010	102	90	110			
Sample ID: R08090356-006E	Sample Matrix Spike				Run: SUB-C108588				10/02/08 11:45
Selenium-IV	0.053	mg/L	0.0010	106	85	115			
Sample ID: R08090356-006E	Sample Matrix Spike Duplicate				Run: SUB-C108588				10/02/08 11:47
Selenium-IV	0.053	mg/L	0.0010	106	85	115	0.2	10	

Qualifiers:

RL - Analyte reporting limit.

ND - Not detected at the reporting limit.

S - Spike recovery outside of advisory limits.



QA/QC Summary Report

Client: RESPEC Inc

Project: Edgemont

Report Date: 11/20/08

Work Order: R08090356

Analyte	Result	Units	RL	%REC	Low Limit	High Limit	RPD	RPDLimit	Qual
Method: A3114 B							Batch: C_SE3114-081002D		
Sample ID: MBLK	Method Blank					Run: SUB-C108610			10/02/08 15:23
Selenium	ND	mg/L	0.0003						
Sample ID: 288-142-5	Laboratory Control Sample					Run: SUB-C108610			10/02/08 15:26
Selenium	0.052	mg/L	0.0010	103	90	110			
Sample ID: R08090356-006E	Sample Matrix Spike					Run: SUB-C108610			10/02/08 16:16
Selenium	0.050	mg/L	0.0010	100	85	115			
Sample ID: R08090356-006E	Sample Matrix Spike Duplicate					Run: SUB-C108610			10/02/08 16:19
Selenium	0.050	mg/L	0.0010	100	85	115	0.7	15	
Method: A4500-H B							Batch: 080925_1_PH-W		
Sample ID: LCS_pH-1_080925	Laboratory Control Sample					Run: PH_COND2-R_080925B			09/25/08 11:06
pH	6.80	s.u.	0.010	99	98.55	101.45			
Sample ID: R08090356-005ADUP	Sample Duplicate					Run: PH_COND2-R_080925B			09/25/08 11:23
pH	7.64	s.u.	0.010				0.1	1.25	
Sample ID: R08090356-009ADUP	Sample Duplicate					Run: PH_COND2-R_080925B			09/25/08 11:35
pH	5.57	s.u.	0.010				0.4	1.25	
Method: A4500-NH3 G							Batch: A2008-09-30_2_NH3_01		
Sample ID: MBLK-2	Method Blank					Run: TECHAA2-R_080930A			09/30/08 10:18
Nitrogen, Ammonia as N	ND	mg/L	0.01						
Sample ID: LFB-3	Laboratory Fortified Blank					Run: TECHAA2-R_080930A			09/30/08 10:20
Nitrogen, Ammonia as N	0.26	mg/L	0.10	105	90	110			
Sample ID: LFB-4	Laboratory Fortified Blank					Run: TECHAA2-R_080930A			09/30/08 10:21
Nitrogen, Ammonia as N	0.26	mg/L	0.10	104	90	110			
Sample ID: R08090343-006CMS	Sample Matrix Spike					Run: TECHAA2-R_080930A			09/30/08 14:05
Nitrogen, Ammonia as N	0.28	mg/L	0.10	113	80	120			
Sample ID: R08090343-006CMSD	Sample Matrix Spike Duplicate					Run: TECHAA2-R_080930A			09/30/08 14:06
Nitrogen, Ammonia as N	0.29	mg/L	0.10	114	80	120	1.4	10	
Sample ID: R08090356-006BMS	Sample Matrix Spike					Run: TECHAA2-R_080930A			09/30/08 14:19
Nitrogen, Ammonia as N	0.59	mg/L	0.10	83	80	120			
Sample ID: R08090356-006BMSD	Sample Matrix Spike Duplicate					Run: TECHAA2-R_080930A			09/30/08 14:20
Nitrogen, Ammonia as N	0.61	mg/L	0.10	91	80	120	3.2	10	

Qualifiers:

RL - Analyte reporting limit.

ND - Not detected at the reporting limit.



QA/QC Summary Report

Client: RESPEC Inc
Project: Edgemont

Report Date: 11/20/08
Work Order: R08090356

Analyte	Result	Units	RL	%REC	Low Limit	High Limit	RPD	RPDLimit	Qual
Method: D5072-92							Batch: C_R108612		
Sample ID: R08090356-009G	Sample Duplicate				Run: SUB-C108612			09/26/08 15:10	
Radon 222	165	pCi/L	100				28	30	
Sample ID: R08090356-001G	Sample Duplicate				Run: SUB-C108612			09/26/08 15:10	
Radon 222	1870	pCi/L	100				20	30	
Sample ID: MB-R108612	Method Blank				Run: SUB-C108612			09/26/08 15:10	
Radon 222	40	pCi/L							
Sample ID: LCS-R108612	Laboratory Control Sample				Run: SUB-C108612			09/26/08 15:10	
Radon 222	301	pCi/L	100	84	70	130			
Method: E200.7							Batch: C_19936		
Sample ID: MB-19936	Method Blank				Run: SUB-C108653			10/02/08 20:10	
Boron	ND	mg/L	0.01						
Iron	ND	mg/L	0.009						
Sample ID: LCS3-19936	Laboratory Control Sample				Run: SUB-C108653			10/02/08 20:14	
Boron	0.492	mg/L	0.10	98	85	115			
Iron	2.66	mg/L	0.030	106	85	115			
Sample ID: C08091126-006BMS3	Sample Matrix Spike				Run: SUB-C108653			10/02/08 21:40	
Boron	0.599	mg/L	0.10	104	70	130			
Iron	4.98	mg/L	0.030	117	70	130			
Sample ID: C08091126-006BMSD3	Sample Matrix Spike Duplicate				Run: SUB-C108653			10/02/08 21:44	
Boron	0.530	mg/L	0.10	90	70	130	12	20	
Iron	4.30	mg/L	0.030	90	70	130	15	20	

Qualifiers:

RL - Analyte reporting limit.

ND - Not detected at the reporting limit.



QA/QC Summary Report

Client: RESPEC Inc

Project: Edgemont

Report Date: 11/20/08

Work Order: R08090356

Analyte	Result	Units	RL	%REC	Low Limit	High Limit	RPD	RPDLimit	Qual
Method: E200.7							Batch: C_R109094		
Sample ID: MB-081009A	Method Blank		Run: SUB-C109094				10/10/08 11:19		
Aluminum	ND	mg/L	0.004						
Boron	ND	mg/L	0.008						
Iron	ND	mg/L	0.005						
Silicon	0.01	mg/L							
Calcium	ND	mg/L	0.1						
Magnesium	ND	mg/L	0.04						
Potassium	ND	mg/L	0.02						
Sodium	ND	mg/L	0.8						
Silica	0.03	mg/L							
Sample ID: LFB-081009A	Laboratory Fortified Blank		Run: SUB-C109094				10/10/08 11:23		
Aluminum	0.967	mg/L	0.10	97	85	115			
Boron	0.966	mg/L	0.10	97	85	115			
Iron	1.05	mg/L	0.030	105	85	115			
Silicon	0.349	mg/L		87	85	115			
Calcium	51.9	mg/L	0.50	104	85	115			
Magnesium	51.8	mg/L	0.50	104	85	115			
Potassium	45.0	mg/L	0.50	90	85	115			
Sodium	49.4	mg/L	0.77	99	85	115			
Silica	0.747	mg/L		87	85	115			
Sample ID: R08090356-005D	Sample Matrix Spike		Run: SUB-C109094				10/10/08 22:09		
Aluminum	1.86	mg/L	0.10	93	70	130			
Boron	1.97	mg/L	0.10	95	70	130			
Iron	2.23	mg/L	0.030	102	70	130			
Silicon	4.98	mg/L	0.10		70	130			A
Calcium	193	mg/L	1.0	96	70	130			
Magnesium	146	mg/L	1.0	108	70	130			
Sodium	251	mg/L	1.1	92	70	130			
Silica	10.7	mg/L	0.21		70	130			A
Sample ID: R08090356-005D	Sample Matrix Spike Duplicate		Run: SUB-C109094				10/10/08 22:13		
Aluminum	1.84	mg/L	0.10	92	70	130	1.1	20	
Boron	2.00	mg/L	0.10	96	70	130	1.3	20	
Iron	2.26	mg/L	0.030	104	70	130	1.3	20	
Silicon	5.06	mg/L	0.10		70	130	1.6	20	A
Calcium	198	mg/L	1.0	100	70	130	2.3	20	
Magnesium	149	mg/L	1.0	111	70	130	1.7	20	
Sodium	249	mg/L	1.1	90	70	130	0.7	20	
Silica	10.8	mg/L	0.21		70	130	1.6	20	A
Sample ID: C08100102-002BMS2	Sample Matrix Spike		Run: SUB-C109094				10/11/08 01:19		
Aluminum	1.89	mg/L	0.10	95	70	130			
Boron	2.00	mg/L	0.10	97	70	130			

Qualifiers:

RL - Analyte reporting limit.

ND - Not detected at the reporting limit.

A - The analyte level was greater than four times the spike level. In accordance with the method % recovery is not calculated.



QA/QC Summary Report

Client: RESPEC Inc

Project: Edgemont

Report Date: 11/20/08

Work Order: R08090356

Analyte	Result	Units	RL	%REC	Low Limit	High Limit	RPD	RPDLimit	Qual
Method: E200.7							Batch: C_R109094		
Sample ID: C08100102-002BMS2	Sample Matrix Spike		Run: SUB-C109094				10/11/08 01:19		
Iron	2.09	mg/L	0.030	103	70	130			
Silicon	9.50	mg/L	0.10		70	130			A
Calcium	154	mg/L	1.0	105	70	130			
Magnesium	116	mg/L	1.0	104	70	130			
Potassium	94.4	mg/L	1.0	93	70	130			
Sodium	229	mg/L	1.1	103	70	130			
Silica	20.3	mg/L	0.21		70	130			A
Sample ID: C08100102-002BMSD2	Sample Matrix Spike Duplicate		Run: SUB-C109094				10/11/08 01:23		
Aluminum	1.96	mg/L	0.10	98	70	130	3.5	20	
Boron	2.03	mg/L	0.10	98	70	130	1.3	20	
Iron	2.15	mg/L	0.030	106	70	130	2.9	20	
Silicon	9.63	mg/L	0.10		70	130	1.3	20	A
Calcium	154	mg/L	1.0	104	70	130	0.4	20	
Magnesium	116	mg/L	1.0	105	70	130	0.2	20	
Potassium	94.6	mg/L	1.0	93	70	130	0.2	20	
Sodium	226	mg/L	1.1	100	70	130	1.3	20	
Silica	20.6	mg/L	0.21		70	130	1.3	20	A
Method: E200.8							Batch: C_19926		
Sample ID: MB-19926	Method Blank		Run: SUB-C108564				10/02/08 03:18		
Uranium	0.0008	mg/L							
Sample ID: LCS1-19926	Laboratory Control Sample		Run: SUB-C108564				10/02/08 03:38		
Uranium	0.0554	mg/L	0.00030	104	80	120			
Sample ID: R08090356-009I	Post Digestion Spike		Run: SUB-C108564				10/02/08 04:02		
Uranium	0.0120	mg/L	0.00030	96	70	130			
Sample ID: R08090356-009I	Post Digestion Spike Duplicate		Run: SUB-C108564				10/02/08 04:06		
Uranium	0.0121	mg/L	0.00030	96	70	130	0.2	20	

Qualifiers:

RL - Analyte reporting limit.

ND - Not detected at the reporting limit.

A - The analyte level was greater than four times the spike level. In accordance with the method % recovery is not calculated.



QA/QC Summary Report

Client: RESPEC Inc

Project: Edgemont

Report Date: 11/20/08

Work Order: R08090356

Analyte	Result	Units	RL	%REC	Low Limit	High Limit	RPD	RPDLimit	Qual
Method: E200.8							Batch: C_19936		
Sample ID: MB-19936	Method Blank		Run: SUB-C108648				10/03/08 04:45		
Antimony	0.0004	mg/L	0.0002						
Arsenic	0.004	mg/L	0.001						
Barium	ND	mg/L	4E-05						
Beryllium	ND	mg/L	0.0002						
Cadmium	ND	mg/L	4E-05						
Chromium	0.001	mg/L	0.0007						
Copper	ND	mg/L	0.002						
Lead	ND	mg/L	5E-05						
Manganese	ND	mg/L	0.0001						
Molybdenum	ND	mg/L	0.004						
Nickel	ND	mg/L	0.0003						
Selenium	ND	mg/L	0.0005						
Silver	ND	mg/L	0.0005						
Strontium	ND	mg/L	5E-05						
Thallium	ND	mg/L	4E-05						
Uranium	ND	mg/L	5E-05						
Zinc	0.002	mg/L	0.0005						
Sample ID: LCS3-19936	Laboratory Control Sample		Run: SUB-C108648				10/03/08 04:51		
Antimony	0.520	mg/L	0.050	104	85	115			
Arsenic	0.506	mg/L	0.011	100	85	115			
Barium	0.506	mg/L	0.10	101	85	115			
Beryllium	0.244	mg/L	0.010	98	85	115			
Cadmium	0.261	mg/L	0.010	105	85	115			
Chromium	0.493	mg/L	0.050	98	85	115			
Copper	0.504	mg/L	0.021	101	85	115			
Lead	0.491	mg/L	0.050	98	85	115			
Manganese	2.50	mg/L	0.010	100	85	115			
Molybdenum	0.477	mg/L	0.10	95	85	115			
Nickel	0.493	mg/L	0.050	99	85	115			
Selenium	0.517	mg/L	0.0049	103	85	115			
Silver	0.0421	mg/L	0.010	84	85	115			S
Strontium	0.506	mg/L	0.10	101	85	115			
Thallium	0.486	mg/L	0.10	97	85	115			
Uranium	0.524	mg/L	0.00049	105	85	115			
Zinc	0.563	mg/L	0.010	112	85	115			
Sample ID: C08091126-006BMS3	Sample Matrix Spike		Run: SUB-C108648				10/03/08 06:54		
Antimony	0.520	mg/L	0.050	104	70	130			
Arsenic	0.512	mg/L	0.011	102	70	130			
Barium	0.544	mg/L	0.10	101	70	130			
Beryllium	0.239	mg/L	0.010	96	70	130			
Cadmium	0.259	mg/L	0.010	104	70	130			

Qualifiers:

RL - Analyte reporting limit.

ND - Not detected at the reporting limit.

S - Spike recovery outside of advisory limits.



QA/QC Summary Report

Client: RESPEC Inc

Project: Edgemont

Report Date: 11/20/08

Work Order: R08090356

Analyte	Result	Units	RL	%REC	Low Limit	High Limit	RPD	RPDLimit	Qual
Method: E200.8							Batch: C_19936		
Sample ID: C08091126-006BMS3	Sample Matrix Spike		Run: SUB-C108648				10/03/08 06:54		
Chromium	0.489	mg/L	0.050	98	70	130			
Copper	0.497	mg/L	0.021	99	70	130			
Lead	0.496	mg/L	0.050	99	70	130			
Manganese	3.35	mg/L	0.010	111	70	130			
Molybdenum	0.490	mg/L	0.10	98	70	130			
Nickel	0.495	mg/L	0.050	98	70	130			
Selenium	0.504	mg/L	0.0049	101	70	130			
Silver	0.0422	mg/L	0.010	84	70	130			
Strontium	1.11	mg/L	0.10	108	70	130			
Thallium	0.490	mg/L	0.10	98	70	130			
Uranium	0.678	mg/L	0.00049	108	70	130			
Zinc	0.550	mg/L	0.010	97	70	130			
Sample ID: C08091126-006BMSD3	Sample Matrix Spike Duplicate		Run: SUB-C108648				10/03/08 07:00		
Antimony	0.451	mg/L	0.050	90	70	130	14	20	
Arsenic	0.444	mg/L	0.011	89	70	130	14	20	
Barium	0.465	mg/L	0.10	85	70	130	16	20	
Beryllium	0.202	mg/L	0.010	81	70	130	17	20	
Cadmium	0.226	mg/L	0.010	90	70	130	14	20	
Chromium	0.418	mg/L	0.050	84	70	130	16	20	
Copper	0.427	mg/L	0.021	85	70	130	15	20	
Lead	0.429	mg/L	0.050	86	70	130	14	20	
Manganese	2.64	mg/L	0.010	83	70	130	24	20	R
Molybdenum	0.425	mg/L	0.10	85	70	130	14	20	
Nickel	0.429	mg/L	0.050	85	70	130	14	20	
Selenium	0.443	mg/L	0.0049	89	70	130	13	20	
Silver	0.0398	mg/L	0.010	80	70	130	5.7	20	
Strontium	0.953	mg/L	0.10	77	70	130	15	20	
Thallium	0.434	mg/L	0.10	87	70	130	12	20	
Uranium	0.577	mg/L	0.00049	88	70	130	16	20	
Zinc	0.480	mg/L	0.010	83	70	130	14	20	

Qualifiers:

RL - Analyte reporting limit.

R - RPD exceeds advisory limit.

ND - Not detected at the reporting limit.



QA/QC Summary Report

Client: RESPEC Inc

Project: Edgemont

Report Date: 11/20/08

Work Order: R08090356

Analyte	Result	Units	RL	%REC	Low Limit	High Limit	RPD	RPDLimit	Qual
Method: E200.8							Batch: C_R108490		
Sample ID: LRB	Method Blank				Run: SUB-C108490		09/30/08 12:20		
Uranium	2E-06	mg/L	2E-06						
Sample ID: LFB	Laboratory Fortified Blank				Run: SUB-C108490		09/30/08 12:24		
Uranium	0.0495	mg/L	0.00030	99	85	115			
Sample ID: C08090557-005AMS	Sample Matrix Spike				Run: SUB-C108490		09/30/08 18:49		
Uranium	0.046	mg/L	0.00030	93	70	130			
Sample ID: C08090557-005AMSD	Sample Matrix Spike Duplicate				Run: SUB-C108490		09/30/08 18:53		
Uranium	0.047	mg/L	0.00030	93	70	130	0.7	20	
Sample ID: C08091148-031AMS2	Sample Matrix Spike				Run: SUB-C108490		09/30/08 22:17		
Uranium	0.024	mg/L	0.0050	76	70	130			

Qualifiers:

RL - Analyte reporting limit.

ND - Not detected at the reporting limit.



QA/QC Summary Report

Client: RESPEC Inc

Project: Edgemont

Report Date: 11/20/08

Work Order: R08090356

Analyte	Result	Units	RL	%REC	Low Limit	High Limit	RPD	RPDLimit	Qual
Method: E200.8							Batch: C_R108572		
Sample ID: LRB	Method Blank		Run: SUB-C108572				10/01/08 12:40		
Arsenic	ND	mg/L	6E-05						
Barium	ND	mg/L	3E-05						
Cadmium	ND	mg/L	1E-05						
Chromium	ND	mg/L	4E-05						
Copper	0.0002	mg/L	7E-05						
Lead	ND	mg/L	3E-05						
Manganese	ND	mg/L	5E-05						
Mercury	ND	mg/L	8E-05						
Molybdenum	ND	mg/L	5E-05						
Nickel	ND	mg/L	0.0007						
Silver	3E-05	mg/L	3E-05						
Thorium 232	ND	mg/L	4E-05						
Uranium	ND	mg/L	1E-05						
Vanadium	ND	mg/L	3E-05						
Zinc	0.001	mg/L	0.0003						
Sample ID: LFB	Laboratory Fortified Blank		Run: SUB-C108572				10/01/08 12:46		
Arsenic	0.0495	mg/L	0.0010	99	85	115			
Barium	0.0504	mg/L	0.0010	101	85	115			
Cadmium	0.0500	mg/L	0.0010	100	85	115			
Chromium	0.0499	mg/L	0.0010	100	85	115			
Copper	0.0500	mg/L	0.0010	100	85	115			
Lead	0.0508	mg/L	0.0010	102	85	115			
Manganese	0.0501	mg/L	0.0010	100	85	115			
Mercury	0.00514	mg/L	0.0010	103	85	115			
Molybdenum	0.0506	mg/L	0.0010	101	85	115			
Nickel	0.0496	mg/L	0.0010	99	85	115			
Silver	0.0202	mg/L	0.0010	101	85	115			
Thorium 232	0.0500	mg/L	0.0010	100	85	115			
Uranium	0.0500	mg/L	0.00030	100	85	115			
Vanadium	0.0499	mg/L	0.0010	100	85	115			
Zinc	0.0506	mg/L	0.0010	99	85	115			
Sample ID: C08091067-004BMS4	Post Digestion Spike		Run: SUB-C108572				10/02/08 03:22		
Arsenic	0.0504	mg/L	0.0010	100	70	130			
Barium	0.0987	mg/L	0.10	102	70	130			
Cadmium	0.0480	mg/L	0.010	95	70	130			
Chromium	0.0445	mg/L	0.050	89	70	130			
Copper	0.0496	mg/L	0.010	94	70	130			
Lead	0.0507	mg/L	0.050	99	70	130			
Manganese	0.0461	mg/L	0.010	88	70	130			
Mercury	0.00503	mg/L	0.0010	101	70	130			
Molybdenum	0.0523	mg/L	0.10	102	70	130			

Qualifiers:

RL - Analyte reporting limit.

ND - Not detected at the reporting limit.



QA/QC Summary Report

Client: RESPEC Inc

Project: Edgemont

Report Date: 11/20/08

Work Order: R08090356

Analyte	Result	Units	RL	%REC	Low Limit	High Limit	RPD	RPDLimit	Qual
Method: E200.8							Batch: C_R108572		
Sample ID: C08091067-004BMS4	Post Digestion Spike			Run: SUB-C108572			10/02/08 03:22		
Nickel	0.0479	mg/L	0.050	92	70	130			
Silver	0.0134	mg/L	0.010	67	70	130			S
Thorium 232	0.0515	mg/L	0.0010	103	70	130			
Uranium	0.0695	mg/L	0.00030	105	70	130			
Vanadium	0.0463	mg/L	0.10	91	70	130			
Zinc	0.0611	mg/L	0.010	98	70	130			
Sample ID: C08091067-004BMSD4	Post Digestion Spike Duplicate			Run: SUB-C108572			10/02/08 03:56		
Arsenic	0.0500	mg/L	0.0010	99	70	130	1	20	
Barium	0.0983	mg/L	0.10	101	70	130	0	20	
Cadmium	0.0481	mg/L	0.010	95	70	130	0.1	20	
Chromium	0.0452	mg/L	0.050	90	70	130	0	20	
Copper	0.0488	mg/L	0.010	92	70	130	1.6	20	
Lead	0.0486	mg/L	0.050	95	70	130	0	20	
Manganese	0.0463	mg/L	0.010	88	70	130	0.5	20	
Mercury	0.00484	mg/L	0.0010	97	70	130	3.9	20	
Molybdenum	0.0518	mg/L	0.10	101	70	130	0	20	
Nickel	0.0481	mg/L	0.050	92	70	130	0	20	
Silver	0.0140	mg/L	0.010	70	70	130	3.8	20	
Thorium 232	0.0497	mg/L	0.0010	99	70	130	3.4	20	
Uranium	0.0675	mg/L	0.00030	101	70	130	2.8	20	
Vanadium	0.0466	mg/L	0.10	92	70	130	0	20	
Zinc	0.0587	mg/L	0.010	94	70	130	4	20	
Sample ID: R08090356-009C	Post Digestion Spike			Run: SUB-C108572			10/02/08 05:38		
Arsenic	0.0488	mg/L	0.0010	98	70	130			
Barium	0.0462	mg/L	0.10	92	70	130			
Cadmium	0.0483	mg/L	0.010	96	70	130			
Chromium	0.0454	mg/L	0.050	90	70	130			
Copper	0.0483	mg/L	0.010	97	70	130			
Lead	0.0475	mg/L	0.050	95	70	130			
Manganese	0.0458	mg/L	0.010	91	70	130			
Mercury	0.00473	mg/L	0.0010	95	70	130			
Molybdenum	0.0480	mg/L	0.10	96	70	130			
Nickel	0.0484	mg/L	0.050	97	70	130			
Silver	0.0156	mg/L	0.010	78	70	130			
Thorium 232	0.0470	mg/L	0.0010	94	70	130			
Uranium	0.0480	mg/L	0.00030	96	70	130			
Vanadium	0.0452	mg/L	0.10	90	70	130			
Zinc	0.0511	mg/L	0.010	101	70	130			
Sample ID: R08090356-009C	Post Digestion Spike Duplicate			Run: SUB-C108572			10/02/08 05:45		
Arsenic	0.0495	mg/L	0.0010	99	70	130	1.5	20	
Barium	0.0459	mg/L	0.10	92	70	130	0	20	

Qualifiers:

RL - Analyte reporting limit.

ND - Not detected at the reporting limit.

S - Spike recovery outside of advisory limits.



QA/QC Summary Report

Client: RESPEC Inc

Project: Edgemont

Report Date: 11/20/08

Work Order: R08090356

Analyte	Result	Units	RL	%REC	Low Limit	High Limit	RPD	RPDLimit	Qual
Method: E200.8							Batch: C_R108572		
Sample ID: R08090356-009C	Post Digestion Spike Duplicate			Run: SUB-C108572				10/02/08 05:45	
Cadmium	0.0486	mg/L	0.010	97	70	130	0.7	20	
Chromium	0.0458	mg/L	0.050	91	70	130	0	20	
Copper	0.0499	mg/L	0.010	100	70	130	3.3	20	
Lead	0.0480	mg/L	0.050	96	70	130	0	20	
Manganese	0.0463	mg/L	0.010	92	70	130	1.1	20	
Mercury	0.00487	mg/L	0.0010	97	70	130	2.9	20	
Molybdenum	0.0474	mg/L	0.10	95	70	130	0	20	
Nickel	0.0492	mg/L	0.050	98	70	130	0	20	
Silver	0.0137	mg/L	0.010	68	70	130	13	20	S
Thorium 232	0.0474	mg/L	0.0010	95	70	130	0.8	20	
Uranium	0.0480	mg/L	0.00030	96	70	130	0.1	20	
Vanadium	0.0454	mg/L	0.10	91	70	130	0	20	
Zinc	0.0525	mg/L	0.010	103	70	130	2.7	20	

Qualifiers:

RL - Analyte reporting limit.

ND - Not detected at the reporting limit.

S - Spike recovery outside of advisory limits.



QA/QC Summary Report

Client: RESPEC Inc

Project: Edgemont

Report Date: 11/20/08

Work Order: R08090356

Analyte	Result	Units	RL	%REC	Low Limit	High Limit	RPD	RPDLimit	Qual
Method: E200.8							Batch: C_R108712		
Sample ID: LRB	Method Blank		Run: SUB-C108712				10/03/08 13:41		
Antimony	ND	mg/L	7E-05						
Arsenic	ND	mg/L	6E-05						
Barium	ND	mg/L	3E-05						
Beryllium	ND	mg/L	3E-05						
Cadmium	ND	mg/L	1E-05						
Chromium	5E-05	mg/L	4E-05						
Copper	ND	mg/L	7E-05						
Lead	ND	mg/L	3E-05						
Manganese	ND	mg/L	5E-05						
Molybdenum	ND	mg/L	5E-05						
Nickel	ND	mg/L	0.0007						
Selenium	ND	mg/L	0.0002						
Silver	ND	mg/L	3E-05						
Strontium	ND	mg/L	3E-05						
Thallium	ND	mg/L	1E-05						
Uranium	ND	mg/L	1E-05						
Zinc	ND	mg/L	0.0003						
Sample ID: LFB	Laboratory Fortified Blank		Run: SUB-C108712				10/03/08 13:48		
Antimony	0.0493	mg/L	0.0010	99	85	115			
Arsenic	0.0500	mg/L	0.0010	100	85	115			
Barium	0.0500	mg/L	0.0010	100	85	115			
Beryllium	0.0484	mg/L	0.0010	97	85	115			
Cadmium	0.0504	mg/L	0.0010	101	85	115			
Chromium	0.0493	mg/L	0.0010	98	85	115			
Copper	0.0520	mg/L	0.0010	104	85	115			
Lead	0.0496	mg/L	0.0010	99	85	115			
Manganese	0.0492	mg/L	0.0010	98	85	115			
Molybdenum	0.0510	mg/L	0.0010	102	85	115			
Nickel	0.0506	mg/L	0.0010	101	85	115			
Selenium	0.0498	mg/L	0.0010	100	85	115			
Silver	0.0203	mg/L	0.0010	101	85	115			
Strontium	0.0503	mg/L	0.0010	100	85	115			
Thallium	0.0498	mg/L	0.0010	100	85	115			
Uranium	0.0500	mg/L	0.00030	100	85	115			
Zinc	0.0530	mg/L	0.0010	106	85	115			
Sample ID: R08090356-009D	Post Digestion Spike		Run: SUB-C108712				10/03/08 18:12		
Antimony	0.0527	mg/L	0.050	105	70	130			
Arsenic	0.0494	mg/L	0.0010	99	70	130			
Barium	0.0485	mg/L	0.10	97	70	130			
Beryllium	0.0459	mg/L	0.010	92	70	130			
Cadmium	0.0490	mg/L	0.010	98	70	130			

Qualifiers:

RL - Analyte reporting limit.

ND - Not detected at the reporting limit.



QA/QC Summary Report

Client: RESPEC Inc

Project: Edgemont

Report Date: 11/20/08

Work Order: R08090356

Analyte	Result	Units	RL	%REC	Low Limit	High Limit	RPD	RPDLimit	Qual
Method: E200.8							Batch: C_R108712		
Sample ID: R08090356-009D	Post Digestion Spike			Run: SUB-C108712			10/03/08 18:12		
Chromium	0.0485	mg/L	0.050	96	70	130			
Copper	0.0489	mg/L	0.010	98	70	130			
Lead	0.0489	mg/L	0.050	98	70	130			
Manganese	0.0490	mg/L	0.010	97	70	130			
Molybdenum	0.0499	mg/L	0.10	100	70	130			
Nickel	0.0484	mg/L	0.050	97	70	130			
Selenium	0.0488	mg/L	0.0010	98	70	130			
Silver	0.0133	mg/L	0.010	66	70	130			S
Strontium	0.0506	mg/L	0.10	101	70	130			
Thallium	0.0491	mg/L	0.10	98	70	130			
Uranium	0.0498	mg/L	0.00030	100	70	130			
Zinc	0.0508	mg/L	0.010	99	70	130			
Sample ID: R08090356-009D	Post Digestion Spike Duplicate			Run: SUB-C108712			10/03/08 18:18		
Antimony	0.0538	mg/L	0.050	108	70	130	2.1	20	
Arsenic	0.0495	mg/L	0.0010	99	70	130	0.2	20	
Barium	0.0491	mg/L	0.10	98	70	130	0	20	
Beryllium	0.0462	mg/L	0.010	92	70	130	0.8	20	
Cadmium	0.0491	mg/L	0.010	98	70	130	0.3	20	
Chromium	0.0496	mg/L	0.050	98	70	130	0	20	
Copper	0.0493	mg/L	0.010	99	70	130	0.7	20	
Lead	0.0495	mg/L	0.050	99	70	130	0	20	
Manganese	0.0502	mg/L	0.010	99	70	130	2.3	20	
Molybdenum	0.0506	mg/L	0.10	101	70	130	0	20	
Nickel	0.0485	mg/L	0.050	97	70	130	0	20	
Selenium	0.0505	mg/L	0.0010	101	70	130	3.5	20	
Silver	0.0137	mg/L	0.010	69	70	130	3.4	20	S
Strontium	0.0506	mg/L	0.10	101	70	130	0	20	
Thallium	0.0498	mg/L	0.10	100	70	130	0	20	
Uranium	0.0499	mg/L	0.00030	100	70	130	0.2	20	
Zinc	0.0512	mg/L	0.010	100	70	130	0.8	20	

Qualifiers:

RL - Analyte reporting limit.

ND - Not detected at the reporting limit.

S - Spike recovery outside of advisory limits.



QA/QC Summary Report

Client: RESPEC Inc

Project: Edgemont

Report Date: 11/20/08

Work Order: R08090356

Analyte	Result	Units	RL	%REC	Low Limit	High Limit	RPD	RPDLimit	Qual
Method: E245.1									Batch: B_34943
Sample ID: MB-34943	Method Blank					Run: SUB-B118320			09/29/08 11:38
Mercury	ND	mg/L	5E-05						
Sample ID: LFB-34943	Laboratory Fortified Blank					Run: SUB-B118320			09/29/08 11:48
Mercury	0.0021	mg/L	0.0010	104	85	115			
Sample ID: B08092540-004FMS	Sample Matrix Spike					Run: SUB-B118320			09/29/08 12:00
Mercury	0.0023	mg/L	0.0010	114	70	130			
Sample ID: B08092540-004FMSD	Sample Matrix Spike Duplicate					Run: SUB-B118320			09/29/08 12:02
Mercury	0.0022	mg/L	0.0010	112	70	130	1.3	30	
Sample ID: R08090356-006D	Sample Matrix Spike					Run: SUB-B118320			09/29/08 12:32
Mercury	0.0019	mg/L	0.0010	94	70	130			
Sample ID: R08090356-006D	Sample Matrix Spike Duplicate					Run: SUB-B118320			09/29/08 12:34
Mercury	0.0022	mg/L	0.0010	110	70	130	16	30	
Method: E245.1									Batch: B_35111
Sample ID: MB-35111	Method Blank					Run: SUB-B118836			10/08/08 13:44
Mercury	ND	mg/L	5E-05						
Sample ID: LFB-35111	Laboratory Fortified Blank					Run: SUB-B118836			10/08/08 13:53
Mercury	0.0019	mg/L	0.0010	96	85	115			
Sample ID: B08100331-001CMS	Sample Matrix Spike					Run: SUB-B118836			10/08/08 14:01
Mercury	0.00191	mg/L	0.0010	96	70	130			
Sample ID: B08100331-001CMSD	Sample Matrix Spike Duplicate					Run: SUB-B118836			10/08/08 14:03
Mercury	0.00193	mg/L	0.0010	97	70	130	1	30	
Method: E245.1									Analytical Run: SUB-B118320
Sample ID: QCS	Initial Calibration Verification Standard								09/29/08 09:22
Mercury	0.0018	mg/L	0.0010	92	90	110			
Method: E245.1									Analytical Run: SUB-B118836
Sample ID: QCS	Initial Calibration Verification Standard								10/08/08 13:35
Mercury	0.0019	mg/L	0.0010	94	90	110			

Qualifiers:

RL - Analyte reporting limit.

ND - Not detected at the reporting limit.



QA/QC Summary Report

Client: RESPEC Inc

Project: Edgemont

Report Date: 11/20/08

Work Order: R08090356

Analyte	Result	Units	RL	%REC	Low Limit	High Limit	RPD	RPDLimit	Qual
Method: E300.0							Batch: R37676		
Sample ID: LFB0809250635-3	Laboratory Fortified Blank			Run: DIONEX_080925A			09/25/08 12:11		
Chloride	4.94	mg/L	0.50	99	90	110			
Fluoride	2.07	mg/L	0.10	103	90	110			
Nitrogen, Nitrate as N	2.40	mg/L	0.10	96	90	110			
Nitrogen, Nitrite as N	2.51	mg/L	0.10	100	90	110			
Sulfate	14.9	mg/L	1.0	99	90	110			
Sample ID: LFB0809250635-4	Laboratory Fortified Blank			Run: DIONEX_080925A			09/25/08 12:28		
Chloride	4.83	mg/L	0.50	97	90	110			
Fluoride	2.02	mg/L	0.10	101	90	110			
Nitrogen, Nitrate as N	2.34	mg/L	0.10	94	90	110			
Nitrogen, Nitrite as N	2.44	mg/L	0.10	98	90	110			
Sulfate	14.6	mg/L	1.0	97	90	110			
Sample ID: R08090356-001AMS	Sample Matrix Spike			Run: DIONEX_080925A			09/25/08 13:00		
Chloride	253	mg/L	5.4	92	80	120			
Fluoride	104	mg/L	0.56	98	80	120			
Nitrogen, Nitrate as N	120	mg/L	1.3	96	80	120			
Nitrogen, Nitrite as N	126	mg/L	2.9	101	80	120			
Sulfate	1070	mg/L	3.4	95	80	120			
Sample ID: R08090356-001AMSD	Sample Matrix Spike Duplicate			Run: DIONEX_080925A			09/25/08 13:17		
Chloride	243	mg/L	5.4	88	80	120	4.1	10	
Fluoride	100	mg/L	0.56	93	80	120	4.2	10	
Nitrogen, Nitrate as N	115	mg/L	1.3	92	80	120	4.6	10	
Nitrogen, Nitrite as N	120	mg/L	2.9	96	80	120	4.7	10	
Sulfate	1050	mg/L	3.4	91	80	120	2.5	10	
Sample ID: R08090356-005AMS	Sample Matrix Spike			Run: DIONEX_080925A			09/25/08 16:17		
Chloride	259	mg/L	5.4	92	80	120			
Fluoride	105	mg/L	0.56	98	80	120			
Nitrogen, Nitrate as N	120	mg/L	1.3	96	80	120			
Nitrogen, Nitrite as N	126	mg/L	2.9	101	80	120			
Sulfate	1210	mg/L	3.4	90	80	120			
Sample ID: R08090356-005AMSD	Sample Matrix Spike Duplicate			Run: DIONEX_080925A			09/25/08 16:34		
Chloride	250	mg/L	5.4	88	80	120	3.7	10	
Fluoride	102	mg/L	0.56	95	80	120	2.9	10	
Nitrogen, Nitrate as N	116	mg/L	1.3	93	80	120	3.4	10	
Nitrogen, Nitrite as N	123	mg/L	2.9	98	80	120	2.9	10	
Sulfate	1180	mg/L	3.4	87	80	120	2.3	10	
Sample ID: R08090331-001AMS	Sample Matrix Spike			Run: DIONEX_080925A			09/25/08 19:51		
Chloride	316	mg/L	5.4	92	80	120			
Fluoride	102	mg/L	0.56	96	80	120			

Qualifiers:

RL - Analyte reporting limit.

ND - Not detected at the reporting limit.



QA/QC Summary Report

Client: RESPEC Inc

Project: Edgemont

Report Date: 11/20/08

Work Order: R08090356

Analyte	Result	Units	RL	%REC	Low Limit	High Limit	RPD	RPDLimit	Qual
Method: E300.0							Batch: R37676		
Sample ID: R08090331-001AMS	Sample Matrix Spike				Run: DIONEX_080925A		09/25/08 19:51		
Nitrogen, Nitrate as N	301	mg/L	1.3	110	80	120			
Nitrogen, Nitrite as N	125	mg/L	2.9	100	80	120			
Sulfate	10200	mg/L	3.4		80	120			A
Sample ID: R08090331-001AMSD	Sample Matrix Spike Duplicate				Run: DIONEX_080925A		09/25/08 20:07		
Chloride	307	mg/L	5.4	88	80	120	3	10	
Fluoride	99.8	mg/L	0.56	94	80	120	2.7	10	
Nitrogen, Nitrate as N	289	mg/L	1.3	101	80	120	3.9	10	
Nitrogen, Nitrite as N	121	mg/L	2.9	97	80	120	3	10	
Sulfate	9720	mg/L	3.4		80	120	4.5	10	A
Method: E300.0							Batch: R37751		
Sample ID: LFB0809262754-3	Laboratory Fortified Blank				Run: DIONEX_080926A		09/26/08 18:29		
Sulfate	14.8	mg/L	1.0	99	90	110			
Sample ID: LFB0809262754-4	Laboratory Fortified Blank				Run: DIONEX_080926A		09/26/08 18:45		
Sulfate	14.6	mg/L	1.0	97	90	110			
Sample ID: R08090360-006BMS	Sample Matrix Spike				Run: DIONEX_080926A		09/26/08 22:35		
Sulfate	735	mg/L	1.3	89	80	120			
Sample ID: R08090360-006BMDS	Sample Matrix Spike Duplicate				Run: DIONEX_080926A		09/26/08 22:51		
Sulfate	736	mg/L	1.3	89	80	120	0.1	10	

Qualifiers:

RL - Analyte reporting limit.

ND - Not detected at the reporting limit.

A - The analyte level was greater than four times the spike level. In accordance with the method % recovery is not calculated.



QA/QC Summary Report

Client: RESPEC Inc

Project: Edgemont

Report Date: 11/20/08

Work Order: R08090356

Analyte	Result	Units	RL	%REC	Low Limit	High Limit	RPD	RPDLimit	Qual
Method: E900.0							Batch: C_GrAB-0547		
Sample ID: MB-GrAB-0547	Method Blank				Run: SUB-C110134			10/30/08 01:42	
Gross Alpha	0.1	pCi/L							U
Gross Beta	-1	pCi/L							U
Sample ID: UNAT-GrAB-0547	Laboratory Control Sample				Run: SUB-C110134			10/30/08 01:42	
Gross Alpha	150	pCi/L		108	70	130			
Sample ID: Cs137-GrAB-0547	Laboratory Control Sample				Run: SUB-C110134			10/30/08 01:42	
Gross Beta	88	pCi/L		96	70	130			
Sample ID: C08091239-001BMS	Sample Matrix Spike				Run: SUB-C110134			10/31/08 07:50	
Gross Alpha	151	pCi/L		106	70	130			
Sample ID: C08091239-001BMSD	Sample Matrix Spike Duplicate				Run: SUB-C110134			10/31/08 07:50	
Gross Alpha	146	pCi/L		103	70	130	3	17.5	
Sample ID: C08091239-001BMS	Sample Matrix Spike				Run: SUB-C110134			10/31/08 07:50	
Gross Beta	87.8	pCi/L		94	70	130			
Sample ID: C08091239-001BMSD	Sample Matrix Spike Duplicate				Run: SUB-C110134			10/31/08 07:50	
Gross Beta	77.8	pCi/L		83	70	130	12	16.4	
Method: E901.1							Batch: C_R109497		
Sample ID: MB-R109497	Method Blank				Run: SUB-C109497			10/13/08 15:50	
Gross Gamma		pCi/L							
Sample ID: LCS-R109497	Laboratory Control Sample				Run: SUB-C109497			10/13/08 15:50	
Cesium 137	46000	pCi/L	20	106	70	130			
Cobalt 60	32000	pCi/L	20	102	70	130			
Sample ID: R08090356-007H	Sample Duplicate				Run: SUB-C109497			10/13/08 15:50	
Gross Gamma	960	pCi/L					0.2	30	
Method: E903.0							Batch: C_R109056		
Sample ID: C08090526-001AMS	Sample Matrix Spike				Run: SUB-C109056			10/09/08 12:39	
Radium 226	9.0	pCi/g-dry		80	70	130			
Sample ID: C08090526-001AMSD	Sample Matrix Spike Duplicate				Run: SUB-C109056			10/09/08 12:39	
Radium 226	8.8	pCi/g-dry		82	70	130	1.5	20.9	
Sample ID: LCS-19954	Laboratory Control Sample				Run: SUB-C109056			10/09/08 12:39	
Radium 226	0.015	pCi/g-dry		95	70	130			
Sample ID: MB-19954	Method Blank				Run: SUB-C109056			10/09/08 12:39	
Radium 226	0.0001	pCi/g-dry							U

Qualifiers:

RL - Analyte reporting limit.

ND - Not detected at the reporting limit.

U - Not detected at minimum detectable concentration



QA/QC Summary Report

Client: RESPEC Inc

Project: Edgemont

Report Date: 11/20/08

Work Order: R08090356

Analyte	Result	Units	RL	%REC	Low Limit	High Limit	RPD	RPDLimit	Qual
Method: E903.0							Batch: C_RA226-3147		
Sample ID: C08091069-001DMS	Sample Matrix Spike				Run: SUB-C109588			10/21/08 10:02	
Radium 226	20	pCi/L		125	70	130			
Sample ID: C08091069-001DMSD	Sample Matrix Spike Duplicate				Run: SUB-C109588			10/21/08 10:02	
Radium 226	23	pCi/L		145	70	130	14	24.4	S
- Spike response is outside of the acceptance range for this analysis. Since the LCS and the RPD for the MS MSD pair are acceptable, the response is considered to be matrix related. The batch is approved.									
Sample ID: MB-RA226-3147	Method Blank				Run: SUB-C109588			10/21/08 11:39	
Radium 226	-0.2	pCi/L							U
Sample ID: LCS-RA226-3147	Laboratory Control Sample				Run: SUB-C109588			10/21/08 11:39	
Radium 226	10.0	pCi/L		129	70	130			
Method: E907.0							Batch: C_19925		
Sample ID: C08090975-001IMS	Sample Matrix Spike				Run: SUB-C109263			09/30/08 16:00	
Thorium 230	12.4	pCi/L	0.20	114	70	130			
Sample ID: C08090975-001IMSD	Sample Matrix Spike Duplicate				Run: SUB-C109263			09/30/08 16:00	
Thorium 230	15.8	pCi/L	0.20	139	70	130	24	30	S
- Spike response is outside of the acceptance range for this analysis. Since the LCS and the RPD for the MS MSD pair are acceptable, the response is considered to be matrix related. The batch is approved.									
Sample ID: LCS-19925	Laboratory Control Sample				Run: SUB-C109263			09/30/08 16:00	
Thorium 230	19.5	pCi/L	0.20	86	70	130			
Sample ID: MB-19925	Method Blank				Run: SUB-C109263			09/30/08 16:00	
Thorium 230	-1	pCi/L							U
Method: E907.0							Batch: C_R109681		
Sample ID: LCS-19876	Laboratory Control Sample				Run: SUB-C109681			09/30/08 15:00	
Thorium 230	2.5E-05	uCi/kg	2.0E-07	101	70	130			
Sample ID: MB-19876	Method Blank				Run: SUB-C109681			09/30/08 15:00	
Thorium 230	ND	uCi/kg							0.1
Sample ID: R08090356-008I	Sample Matrix Spike				Run: SUB-C109681			09/30/08 15:00	
Thorium 230	18.8	pCi/L	0.20	164	70	130			S
- Spike response is outside of the acceptance range for this analysis.									
Sample ID: R08090356-008I	Sample Matrix Spike Duplicate				Run: SUB-C109681			09/30/08 15:00	
Thorium 230	12.5	pCi/L	0.20	104	70	130	40	30	R

Qualifiers:

RL - Analyte reporting limit.

R - RPD exceeds advisory limit.

U - Not detected at minimum detectable concentration

ND - Not detected at the reporting limit.

S - Spike recovery outside of advisory limits.



QA/QC Summary Report

Client: RESPEC Inc

Project: Edgemont

Report Date: 11/20/08

Work Order: R08090356

Analyte	Result	Units	RL	%REC	Low Limit	High Limit	RPD	RPDLimit	Qual
Method: E907.0							Batch: C_RA-TH-ISO-0663		
Sample ID: LCS-RA-TH-ISO-0663	Laboratory Control Sample				Run: SUB-C110176			10/27/08 15:37	
Thorium 230	5.43	pCi/L	0.20	91	70	130			
Sample ID: R08090356-001H	Sample Matrix Spike				Run: SUB-C110176			10/27/08 15:37	
Thorium 230	16.4	pCi/L	0.20	101	70	130			
Sample ID: R08090356-001H	Sample Matrix Spike Duplicate				Run: SUB-C110176			10/27/08 15:37	
Thorium 230	13.6	pCi/L	0.20	84	70	130	18	39.9	
Sample ID: MB-RA-TH-ISO-0663	Method Blank				Run: SUB-C110176			10/28/08 07:52	
Thorium 230	0.02	pCi/L							U
Method: E909.0M							Batch: C_19925		
Sample ID: C08090341-005AMS	Sample Matrix Spike				Run: SUB-C108927			10/01/08 08:40	
Lead 210	1210	pCi/Filter		56	70	130			S
- Spike response is outside of the acceptance range for this analysis. Since the LCS and the RPD for the MS MSD pair are acceptable, the response is considered to be matrix related. The batch is approved.									
Sample ID: C08090341-005AMSD	Sample Matrix Spike Duplicate				Run: SUB-C108927			10/01/08 08:40	
Lead 210	1430	pCi/Filter		75	70	130	17	30	
Sample ID: MB-R108927	Method Blank				Run: SUB-C108927			10/01/08 08:40	
Lead 210	1	pCi/L							U
Sample ID: LCS-R108927	Laboratory Control Sample				Run: SUB-C108927			10/01/08 08:40	
Lead 210	120	pCi/L		106	70	130			
Method: E909.0M							Batch: C_19926		
Sample ID: R08090356-006I	Sample Matrix Spike				Run: SUB-C109587			10/13/08 10:21	
Lead 210	1200	pCi/L		101	70	130			
Sample ID: R08090356-006I	Sample Matrix Spike Duplicate				Run: SUB-C109587			10/13/08 10:21	
Lead 210	1200	pCi/L		101	70	130	0.3	30	
Sample ID: MB-R109587	Method Blank				Run: SUB-C109587			10/13/08 10:21	
Lead 210	1	pCi/L							U
Sample ID: LCS-R109587	Laboratory Control Sample				Run: SUB-C109587			10/13/08 10:21	
Lead 210	110	pCi/L		89	70	130			

Qualifiers:

RL - Analyte reporting limit.

S - Spike recovery outside of advisory limits.

ND - Not detected at the reporting limit.

U - Not detected at minimum detectable concentration



QA/QC Summary Report

Client: RESPEC Inc

Project: Edgemont

Report Date: 11/20/08

Work Order: R08090356

Analyte	Result	Units	RL	%REC	Low Limit	High Limit	RPD	RPDLimit	Qual
Method: E909.0M							Batch: C_R109120		
Sample ID: C08090975-005HMS	Sample Matrix Spike				Run: SUB-C109120			10/02/08 10:37	
Lead 210	640	pCi/L		111	70	130			
Sample ID: C08090975-005HMSD	Sample Matrix Spike Duplicate				Run: SUB-C109120			10/02/08 10:37	
Lead 210	450	pCi/L		77	70	130	36	30	R
- The RPD for the MSD is high. The individual spike recoveries are within range, the MB is acceptable, and the LCS is within range, therefore the batch is approved.									
Sample ID: R08090356-005H	Sample Duplicate				Run: SUB-C109120			10/02/08 10:37	
Lead 210	1.9	pCi/L					2100	30	UR
Lead 210 MDC	9.0	pCi/L							
- The Sample and the Duplicate are both below the MDC; the RPD is acceptable.									
Sample ID: MB-R109120	Method Blank				Run: SUB-C109120			10/02/08 10:37	
Lead 210	-0.8	pCi/L							U
Sample ID: LCS-R109120	Laboratory Control Sample				Run: SUB-C109120			10/02/08 10:37	
Lead 210	120	pCi/L		101	70	130			
Method: RMO-3008							Batch: C_PO210-0149		
Sample ID: R08090356-009J	Sample Matrix Spike				Run: SUB-C109078			10/02/08 14:54	
Polonium 210	44	pCi/L	1.0	102	70	130			
Sample ID: R08090356-009J	Sample Matrix Spike Duplicate				Run: SUB-C109078			10/02/08 14:54	
Polonium 210	55	pCi/L	1.0	128	70	130	22	61.7	
Sample ID: LCS-PO210-0149	Laboratory Control Sample				Run: SUB-C109078			10/03/08 08:57	
Polonium 210	41	pCi/L	1.0	95	70	130			
Sample ID: MB-PO210-0149	Method Blank				Run: SUB-C109078			10/03/08 08:57	
Polonium 210	0.07	pCi/L							U
Method: RMO-3008							Batch: C_R109370		
Sample ID: LCS-19925	Laboratory Control Sample				Run: SUB-C109370			10/09/08 12:31	
Polonium 210	170	pCi/L	1.0	98	70	130			
Sample ID: MB-19925	Method Blank				Run: SUB-C109370			10/09/08 12:31	
Polonium 210	0.3	pCi/L							U
Sample ID: R08090356-009I	Sample Matrix Spike				Run: SUB-C109370			10/09/08 12:31	
Polonium 210	340	pCi/L	1.0	101	70	130			
Sample ID: R08090356-009I	Sample Matrix Spike Duplicate				Run: SUB-C109370			10/09/08 12:31	
Polonium 210	320	pCi/L	1.0	95	70	130	5.8	47.6	

Qualifiers:

RL - Analyte reporting limit.

R - RPD exceeds advisory limit.

ND - Not detected at the reporting limit.

U - Not detected at minimum detectable concentration



ENERGY LABORATORIES, INC. • 2821 Plant Street • Rapid City, SD 57702 • www.energylab.com
Toll Free 888.672.1225 • Voice 605.342.1225 • Fax 605.342.1397 • rapid_city@energylab.com



Chain of Custody and Analytical Request Record

PLEASE PRINT - Provide as much information as possible.

Page ____ of ____

Company Name: Scott Environmental		Project Name, PWS, Permit, Etc. Powdered DB		Sample Origin: State: _____	EPA/State Compliance: Yes <input type="checkbox"/> No <input type="checkbox"/>
Report Mail Address: RESPEC		Contact Name: Allen Scott		Phone/Fax: _____-_____-_____ _____-_____-_____ _____-_____-_____	Sampler: (Please Print) Allen Scott
Invoice Address:		Invoice Contact & Phone:		Purchase Order:	Quoter/Bottle Order:
Special Report/Formats - ELI must be notified prior to sample submittal for the following:					
<div><input type="checkbox"/> DW <input type="checkbox"/> GSA <input type="checkbox"/> POTW/WWTP <input type="checkbox"/> State: _____ <input type="checkbox"/> Other: _____</div> <div><input type="checkbox"/> A2LA <input type="checkbox"/> EDD/EDT (Electronic Data) <input type="checkbox"/> Format: _____ <input type="checkbox"/> LEVEL IV <input type="checkbox"/> NELAC</div>					
SAMPLE IDENTIFICATION (Name, Location, Interval, etc.)		Collection Date	Collection Time	MATRIX	ANALYSIS REQUESTED
1 Dew Burd 6W 689		9-23	13:43	Water	<div>SEE ATTACHED</div> <div>Normal Turnaround (TAT)</div> <div>R U S H</div> <div>Contact ELI prior to RUSH sample submittal for charges and scheduling - See Instruction Page</div> <div>Comments: As per quote</div> <div>Shipped by: Cooler ID/ID: Receipt Temp 3.8 °C On Ice: <input checked="" type="checkbox"/> Yes <input type="checkbox"/> No Custody Seal: <input type="checkbox"/> Intact <input type="checkbox"/> Y N Signature: _____ Y N March</div>
2 Dew Burd 6W 681		9-23	13:55	11	
3 Dew Burd 6W 704		9-23	12:30	11	
4 Dew Burd 6W 697		9-23	11:45	11	
5 Dew Burd 6W 694		9-23	10:00	11	
6 Dew Burd 6W 696		9-23	9:35	11	
7 Dew Burd 6W 695		9-23	11:00	11	
8 Dew Burd 6W 691		9-23	11:25	11	
9 Dew Burd 6W 302		9-23	15:10	11	
10					
Custody Record MUST be Signed		Date/Time: 9-24-08 10:31 AM		Signature: Allen Scott	Date/Time: 9-24-08 10:31 AM
Requested by (print): Allen Scott		Date/Time: 9-24-08 9:40 AM		Signature: Allen Scott	Date/Time: 9-24-08 9:40 AM
Sample Disposal: _____		Return to Client: _____		Lab Disposal: _____	Received by Laboratory: Steve Franklin

In certain circumstances, samples submitted to Energy Laboratories, Inc. may be subcontracted to other certified laboratories in order to complete the analysis requested. This serves as notice of this possibility. All sub-contract data will be clearly noted on your analytical report. Visit our web site at www.energylab.com for additional information, downloadable fee schedule, forms, and links.



ANALYTICAL SUMMARY REPORT

December 29, 2008

Cory Foreman
RESPEC Inc
3824 Jet Dr
Rapid City, SD 57701-

Workorder No.: R08100014

Quote ID: R286

Project Name: Edgemont

Energy Laboratories Inc. received the following 1 sample for RESPEC Inc on 10/1/2008 for analysis.

Sample ID	Client Sample ID	Collect Date	Receive Date	Matrix	Test
R08100014-001	DewBurd GW688	09/30/08 8:30	10/01/08	Aqueous	Metals by ICP/ICPMS, Dissolved Metals by ICP/ICPMS, Suspended Metals by ICP/ICPMS, Total Alkalinity Anion - Cation Balance Conductivity Mercury, Total Selenium, Dissolved Selenium, Dissolved Selenium, Dissolved Anions by Ion Chromatography Nitrogen, Ammonia Oxidation Reduction Potential pH Digestion, Total Metals Digestion, Total Metals Dissolved Filtration Digestion, Mercury by CVAA Gross Alpha, Gross Beta Gross Gamma, Dissolved Lead 210, Dissolved Lead 210, Suspended Polonium 210, Dissolved Polonium 210, Suspended Radium 226, Dissolved Radium 226, Suspended Radon 222 Thorium, Isotopic Thorium, Suspended Isotopic Sodium Adsorption Ratio Solids, Total Dissolved

As appropriate, any exceptions or problems with the analyses are noted in the Laboratory Analytical Report, the QA/QC Summary Report, or the Case Narrative.

If you have any questions regarding these tests results, please call.

Report Approved By:

Linda Larson
Rapid City - Project Manager



LABORATORY ANALYTICAL REPORT

Client: RESPEC Inc
Project: Edgemont
Lab ID: R08100014-001
Client Sample ID: DewBurd GW688

Report Date: 12/29/08
Collection Date: 09/30/08 08:30
Date Received: 10/01/08
Matrix: AQUEOUS

Analyses	Result	Units	Qual	RL	MCL/ QCL	DF	Method	Analysis Date / By
MAJOR IONS								
Alkalinity, Total as CaCO3	166	mg/L		5		1	A2320 B	10/02/08 15:33/mb
Carbonate as CO3	ND	mg/L		5		1	A2320 B	10/02/08 15:33/mb
Bicarbonate as HCO3	202	mg/L		5		1	A2320 B	10/02/08 15:33/mb
Calcium	52.4	mg/L		0.5		2	E200.7	10/13/08 18:09/eli-c
Chloride	11	mg/L		1		1	E300.0	10/02/08 04:44/jmh
Fluoride	0.6	mg/L		0.1		1	E300.0	10/02/08 04:44/jmh
Magnesium	21.8	mg/L		0.5		2	E200.7	10/13/08 18:09/eli-c
Nitrogen, Ammonia as N	0.2	mg/L		0.1		1	A4500-NH3 G	10/06/08 13:16/jmh
Nitrogen, Nitrate as N	ND	mg/L		0.1		1	E300.0	10/02/08 04:44/jmh
Nitrogen, Nitrite as N	ND	mg/L		0.1		1	E300.0	10/02/08 04:44/jmh
Potassium	12.2	mg/L		0.5		2	E200.7	10/13/08 18:09/eli-c
Sodium	203	mg/L	D	2		2	E200.7	10/13/08 18:09/eli-c
Sulfate	422	mg/L	D	3		50	E300.0	10/02/08 05:33/jmh
Silica	75.3	mg/L		0.2		1	E200.8	10/07/08 03:58/eli-c
PHYSICAL PROPERTIES								
Conductivity @ 25 C	1160	umhos/cm		5.0		1	A2510 B	10/06/08 15:55/tb
Oxidation-Reduction Potential	290	mV				1	A2580 B	10/07/08 00:00/jmh
pH	7.90	s.u.		0.01		1	A4500-H B	10/06/08 16:11/tb
Sodium Adsorption Ratio (SAR)	6.0	unitless		0.10		1	Calculation	12/10/08 17:07/ADM
Solids, Total Dissolved TDS @ 180 C	790	mg/L		5		1	A2540 C	10/06/08 10:53/mb
METALS - DISSOLVED								
Aluminum	ND	mg/L		0.1		1	E200.8	10/22/08 23:22/eli-c
Arsenic	0.001	mg/L		0.001		1	E200.8	10/27/08 17:41/eli-c
Barium	ND	mg/L		0.1		1	E200.8	10/07/08 03:58/eli-c
Boron	ND	mg/L		0.1		2	E200.7	10/13/08 18:09/eli-c
Cadmium	ND	mg/L		0.005		1	E200.8	10/07/08 03:58/eli-c
Chromium	ND	mg/L		0.05		1	E200.8	10/07/08 03:58/eli-c
Copper	ND	mg/L		0.01		1	E200.8	10/08/08 14:48/eli-c
Iron	0.04	mg/L		0.03		2	E200.7	10/13/08 18:09/eli-c
Lead	ND	mg/L		0.001		1	E200.8	10/07/08 03:58/eli-c
Manganese	0.06	mg/L		0.01		1	E200.8	10/07/08 03:58/eli-c
Mercury	ND	mg/L		0.001		1	E200.8	10/07/08 03:58/eli-c
Molybdenum	ND	mg/L		0.1		1	E200.8	10/07/08 03:58/eli-c
Nickel	ND	mg/L		0.05		1	E200.8	10/07/08 03:58/eli-c
Selenium	ND	mg/L		0.001		1	A3114 B	10/20/08 11:44/eli-c
Silver	ND	mg/L		0.005		1	E200.8	10/22/08 23:22/eli-c
Thorium 232	ND	mg/L		0.005		1	E200.8	10/08/08 14:48/eli-c

Report RL - Analyte reporting limit.
Definitions: QCL - Quality control limit.
MDC - Minimum detectable concentration

MCL - Maximum contaminant level.
ND - Not detected at the reporting limit.
D - RL increased due to sample matrix interference.

Page 1 of 3



LABORATORY ANALYTICAL REPORT

Client: RESPEC Inc
Project: Edgemont
Lab ID: R08100014-001
Client Sample ID: DewBurd GW688

Report Date: 12/29/08
Collection Date: 09/30/08 08:30
Date Received: 10/01/08
Matrix: AQUEOUS

Analyses	Result	Units	Qual	RL	MCL/ QCL	DF	Method	Analysis Date / By
METALS - DISSOLVED								
Uranium	ND	mg/L		0.0003		1	E200.8	10/08/08 14:48/eli-c
Vanadium	ND	mg/L		0.1		1	E200.8	10/07/08 03:58/eli-c
Zinc	ND	mg/L		0.01		1	E200.8	10/08/08 14:48/eli-c
METALS - SUSPENDED								
Uranium	ND	mg/L		0.0003		1	E200.8	10/31/08 03:05/eli-c
METALS - SPECIATED								
Selenium-IV	ND	mg/L		0.001		1	A3114 B	10/20/08 09:45/eli-c
Selenium-VI	ND	mg/L		0.001		1	A3114 B	10/20/08 12:04/eli-c
RADIONUCLIDES - DISSOLVED								
Gross Alpha	4.9	pCi/L				1	E900.0	11/05/08 13:06/eli-ca
Gross Alpha precision (±)	2.5	pCi/L				1	E900.0	11/05/08 13:06/eli-ca
Gross Alpha MDC	3.5	pCi/L				1	E900.0	11/05/08 13:06/eli-ca
Gross Beta	10.9	pCi/L				1	E900.0	11/05/08 13:06/eli-ca
Gross Beta precision (±)	2.6	pCi/L				1	E900.0	11/05/08 13:06/eli-ca
Gross Beta MDC	4.1	pCi/L				1	E900.0	11/05/08 13:06/eli-ca
Lead 210	-0.1	pCi/L	U			1	E909.0M	10/20/08 10:13/eli-c
Lead 210 precision (±)	2.5	pCi/L				1	E909.0M	10/20/08 10:13/eli-c
Lead 210 MDC	4.2	pCi/L				1	E909.0M	10/20/08 10:13/eli-c
Polonium 210	0.2	pCi/L	U	1.0		1	RMO-3008	10/09/08 09:08/eli-c
Polonium 210 precision (±)	0.36	pCi/L				1	RMO-3008	10/09/08 09:08/eli-c
Radium 226	0.6	pCi/L				1	E903.0	10/23/08 16:38/eli-c
Radium 226 precision (±)	0.2	pCi/L				1	E903.0	10/23/08 16:38/eli-c
Thorium 230	-0.1	pCi/L	U	0.2		1	E907.0	10/24/08 08:42/eli-c
Thorium 230 precision (±)	0.3	pCi/L				1	E907.0	10/24/08 08:42/eli-c
Gross Gamma	230	pCi/L				1	E901.1	10/13/08 15:50/eli-c
Gross Gamma precision (±)	84	pCi/L				1	E901.1	10/13/08 15:50/eli-c
RADIONUCLIDES - SUSPENDED								
Lead 210	1.2	pCi/L	U			1	E909.0M	10/16/08 10:00/eli-c
Lead 210 precision (±)	5.2	pCi/L				1	E909.0M	10/16/08 10:00/eli-c
Lead 210 MDC	8.6	pCi/L				1	E909.0M	10/16/08 10:00/eli-c
Polonium 210	0.15	pCi/L	U			1	RMO-3008	10/23/08 08:48/eli-c
Polonium 210 precision (±)	0.36	pCi/L				1	RMO-3008	10/23/08 08:48/eli-c
Radium 226	0.09	pCi/L	U			1	E903.0	10/20/08 12:48/eli-c
Radium 226 precision (±)	0.3	pCi/L				1	E903.0	10/20/08 12:48/eli-c
Radium 226 MDC	0.4	pCi/L				1	E903.0	10/20/08 12:48/eli-c

Report RL - Analyte reporting limit.
Definitions: QCL - Quality control limit.
MDC - Minimum detectable concentration

MCL - Maximum contaminant level.
ND - Not detected at the reporting limit.
U - Not detected at minimum detectable concentration

Page 2 of 3



LABORATORY ANALYTICAL REPORT

Client: RESPEC Inc
Project: Edgemont
Lab ID: R08100014-001
Client Sample ID: DewBurd GW688

Report Date: 12/29/08
Collection Date: 09/30/08 08:30
Date Received: 10/01/08
Matrix: AQUEOUS

Analyses	Result	Units	Qual	RL	MCL/		Method	Analysis Date / By
					QCL	DF		
RADIONUCLIDES - SUSPENDED								
Thorium 230	-0.1	pCi/L	U	0.2		1	E907.0	10/15/08 16:00/eli-c
Thorium 230 precision (±)	0.05	pCi/L				1	E907.0	10/15/08 16:00/eli-c
RADIONUCLIDES - TOTAL								
Radon 222	535	pCi/L	H	100		1	D5072-92	10/10/08 10:07/eli-c
Radon 222 precision (±)	219	pCi/L	H			1	D5072-92	10/10/08 10:07/eli-c
TOTAL METALS ANALYSES								
Antimony	ND	mg/L		0.003		1	E200.8	10/09/08 13:33/eli-c
Arsenic	0.001	mg/L		0.001		1	E200.8	10/29/08 20:58/eli-c
Barium	ND	mg/L		0.1		1	E200.8	10/09/08 13:33/eli-c
Beryllium	ND	mg/L		0.001		1	E200.8	10/09/08 13:33/eli-c
Boron	ND	mg/L		0.1		2	E200.7	10/13/08 20:47/eli-c
Cadmium	ND	mg/L		0.005		1	E200.8	10/09/08 13:33/eli-c
Chromium	ND	mg/L		0.05		1	E200.8	10/09/08 13:33/eli-c
Copper	ND	mg/L		0.01		1	E200.8	10/09/08 13:33/eli-c
Iron	0.19	mg/L		0.03		2	E200.7	10/13/08 20:47/eli-c
Lead	ND	mg/L		0.001		1	E200.8	10/09/08 13:33/eli-c
Manganese	0.06	mg/L		0.01		1	E200.8	10/09/08 13:33/eli-c
Mercury	ND	mg/L		0.001		1	E245.1	10/06/08 15:37/eli-b
Molybdenum	ND	mg/L		0.1		1	E200.8	10/09/08 13:33/eli-c
Nickel	ND	mg/L		0.05		1	E200.8	10/09/08 13:33/eli-c
Selenium	ND	mg/L		0.001		1	E200.8	10/09/08 13:33/eli-c
Silver	ND	mg/L		0.005		1	E200.8	10/09/08 13:33/eli-c
Strontium	1.3	mg/L		0.1		1	E200.8	10/09/08 13:33/eli-c
Thallium	ND	mg/L		0.001		1	E200.8	10/09/08 13:33/eli-c
Uranium	ND	mg/L		0.0003		1	E200.8	10/09/08 13:33/eli-c
Zinc	ND	mg/L		0.01		1	E200.8	10/09/08 13:33/eli-c
DATA QUALITY								
A/C Balance (± 5)	4.37	%				1	A1030 E	12/10/08 00:00/jmh
Anions	12.4	meq/L				1	A1030 E	12/10/08 00:00/jmh
Cations	13.6	meq/L				1	A1030 E	12/10/08 00:00/jmh
Solids, Total Dissolved Calculated	1030	mg/L				1	A1030 E	12/10/08 00:00/jmh
TDS Balance (0.80 - 1.20)	0.770					1	A1030 E	12/10/08 00:00/jmh

Report RL - Analyte reporting limit.
Definitions: QCL - Quality control limit.
MDC - Minimum detectable concentration
U - Not detected at minimum detectable concentration

MCL - Maximum contaminant level.
ND - Not detected at the reporting limit.
H - Analysis performed past recommended holding time.

Page 3 of 3



QA/QC Summary Report

Client: RESPEC Inc

Project: Edgemont

Report Date: 12/29/08

Work Order: R08100014

Analyte	Result	Units	RL	%REC	Low Limit	High Limit	RPD	RPDLimit	Qual
Method: A2320 B		Batch: 081002A-ALK-SEL-W							
Sample ID: LCS1_081002A	Laboratory Control Sample				Run: PH_COND1-R_081003B				10/02/08 12:07
Alkalinity, Total as CaCO3	960	mg/L	5.0	96	90	110			
Sample ID: MBLK1_081002A	Method Blank				Run: PH_COND1-R_081003B				10/02/08 12:08
Alkalinity, Total as CaCO3	ND	mg/L	3						
Sample ID: R08090361-003AMS	Sample Matrix Spike				Run: PH_COND1-R_081003B				10/02/08 14:55
Alkalinity, Total as CaCO3	244	mg/L	5.0	89	80	120			
Sample ID: R08090361-003AMSD	Sample Matrix Spike Duplicate				Run: PH_COND1-R_081003B				10/02/08 14:59
Alkalinity, Total as CaCO3	246	mg/L	5.0	91	80	120	0.8	10	
Method: A2510 B		Batch: 081006_1_COND-PROBE-W							
Sample ID: LCS_COND-1_081006	Laboratory Control Sample				Run: PH_COND2-R_081006A				10/06/08 15:47
Conductivity @ 25 C	1410	umhos/cm	5.0	100	90	110			
Sample ID: LCS1-1_081006	Laboratory Control Sample				Run: PH_COND2-R_081006A				10/06/08 15:48
Conductivity @ 25 C	148	umhos/cm	5.0	99	90	110			
Sample ID: LCS2-1_081006	Laboratory Control Sample				Run: PH_COND2-R_081006A				10/06/08 15:49
Conductivity @ 25 C	4900	umhos/cm	5.0	98	90	110			
Sample ID: MBLK-1_081006	Method Blank				Run: PH_COND2-R_081006A				10/06/08 15:50
Conductivity @ 25 C	ND	umhos/cm	5						
Sample ID: R08100058-001BDUP	Sample Duplicate				Run: PH_COND2-R_081006A				10/06/08 15:59
Conductivity @ 25 C	2740	umhos/cm	5.0				0	10	
Method: A2540 C		Batch: 081006A-SLDS-TDS-W							
Sample ID: LCS1_081006A	Laboratory Control Sample				Run: BAL-4-R_081006A				10/06/08 10:45
Solids, Total Dissolved TDS @ 180 C	220	mg/L	5.0	108	90	110			
Sample ID: MBLK1_081006A	Method Blank				Run: BAL-4-R_081006A				10/06/08 10:46
Solids, Total Dissolved TDS @ 180 C	ND	mg/L	3						
Sample ID: R08100031-001AMS	Sample Matrix Spike				Run: BAL-4-R_081006A				10/06/08 10:54
Solids, Total Dissolved TDS @ 180 C	5600	mg/L	5.0	145	80	120			S
Sample ID: R08100031-001AMSD	Sample Matrix Spike Duplicate				Run: BAL-4-R_081006A				10/06/08 10:54
Solids, Total Dissolved TDS @ 180 C	5600	mg/L	5.0	115	80	120	1.1	10	

Qualifiers:

RL - Analyte reporting limit.

ND - Not detected at the reporting limit.

S - Spike recovery outside of advisory limits.



QA/QC Summary Report

Client: RESPEC Inc
Project: Edgemont

Report Date: 12/29/08
Work Order: R08100014

Analyte	Result	Units	RL	%REC	Low Limit	High Limit	RPD	RPDLimit	Qual
Method: A2580 B							Batch: 081007-ORP-ISE-W		
Sample ID: LCS Oxidation-Reduction Potential	Laboratory Control Sample 470	mV		100	95	105			10/07/08 00:00
Sample ID: R08100014-001F Oxidation-Reduction Potential	Sample Duplicate 300	mV					1.4	10	10/07/08 00:00
Method: A3114 B							Batch: C_SE3114-081020A		
Sample ID: MBLK Selenium-IV	Method Blank ND	mg/L	0.0003						10/20/08 09:40
Sample ID: 288-155-2 Selenium-IV	Laboratory Control Sample 0.052	mg/L	0.0010	105	90	110			10/20/08 09:42
Sample ID: R08100014-001E Selenium-IV	Sample Matrix Spike 0.052	mg/L	0.0010	105	85	115			10/20/08 09:47
Sample ID: R08100014-001E Selenium-IV	Sample Matrix Spike Duplicate 0.052	mg/L	0.0010	104	85	115	0.7	10	10/20/08 09:50
Method: A3114 B							Batch: C_SE3114-081020B		
Sample ID: MBLK Selenium	Method Blank 0.0005	mg/L	0.0003						10/20/08 11:30
Sample ID: 288-155-2 Selenium	Laboratory Control Sample 0.047	mg/L	0.0010	93	90	110			10/20/08 11:42
Sample ID: R08100014-001E Selenium	Sample Matrix Spike 0.048	mg/L	0.0010	96	85	115			10/20/08 11:47
Sample ID: R08100014-001E Selenium	Sample Matrix Spike Duplicate 0.049	mg/L	0.0010	99	85	115	2.7	15	10/20/08 11:49
Method: A4500-H B							Batch: 081006_1-PH-W		
Sample ID: LCS_pH-1_081006 pH	Laboratory Control Sample 6.79	s.u.	0.010	99	98.55	101.45			10/06/08 16:10
Sample ID: R08100058-001BDUP pH	Sample Duplicate 8.19	s.u.	0.010				0.5	1.25	10/06/08 16:16

Qualifiers:

RL - Analyte reporting limit.

ND - Not detected at the reporting limit.



QA/QC Summary Report

Client: RESPEC Inc
Project: Edgemont

Report Date: 12/29/08
Work Order: R08100014

Analyte	Result	Units	RL	%REC	Low Limit	High Limit	RPD	RPDLimit	Qual
Method: A4500-NH3 G							Batch: A2008-10-06_2_NH3_01		
Sample ID: MBLK-2 Nitrogen, Ammonia as N	Method Blank ND	mg/L	0.01			Run: TECHAA2-R_081006A		10/06/08 10:19	
Sample ID: LFB-3 Nitrogen, Ammonia as N	Laboratory Fortified Blank 0.26	mg/L	0.10	105	90	110		10/06/08 10:20	
Sample ID: LFB-4 Nitrogen, Ammonia as N	Laboratory Fortified Blank 0.25	mg/L	0.10	102	90	110		10/06/08 10:21	
Sample ID: R08100014-001BMS Nitrogen, Ammonia as N	Sample Matrix Spike 0.46	mg/L	0.10	117	80	120		10/06/08 13:17	
Sample ID: R08100014-001BMSD Nitrogen, Ammonia as N	Sample Matrix Spike Duplicate 0.48	mg/L	0.10	123	80	120	3	10/06/08 13:18	S
Method: D5072-92							Batch: C_R109123		
Sample ID: C08100356-011CDUP Radon 222	Sample Duplicate 934	pCi/L	100			Run: SUB-C109123	8.3	10/10/08 10:07	30
Sample ID: C08100436-001ADUP Radon 222	Sample Duplicate 595	pCi/L	100			Run: SUB-C109123	8	10/10/08 10:07	30
Sample ID: MB-R109123 Radon 222	Method Blank 10	pCi/L				Run: SUB-C109123		10/10/08 10:07	U
Sample ID: LCS-R109123 Radon 222	Laboratory Control Sample 303	pCi/L	100	96	70	130		10/10/08 10:07	

Qualifiers:

RL - Analyte reporting limit.

S - Spike recovery outside of advisory limits.

ND - Not detected at the reporting limit.

U - Not detected at minimum detectable concentration



QA/QC Summary Report

Client: RESPEC Inc

Report Date: 12/29/08

Project: Edgemont

Work Order: R08100014

Analyte	Result	Units	RL	%REC	Low Limit	High Limit	RPD	RPDLimit	Qual
Method: E200.7							Batch: C_R109160		
Sample ID: MB-081013A	Method Blank				Run: SUB-C109160		10/13/08 14:14		
Boron	ND	mg/L	0.008						
Calcium	ND	mg/L	0.1						
Iron	ND	mg/L	0.005						
Magnesium	ND	mg/L	0.04						
Potassium	ND	mg/L	0.02						
Sodium	ND	mg/L	0.8						
Sample ID: LFB-081013A	Laboratory Fortified Blank				Run: SUB-C109160		10/13/08 14:19		
Boron	0.99	mg/L	0.10	99	85	115			
Calcium	52	mg/L	0.50	105	85	115			
Iron	1.1	mg/L	0.030	107	85	115			
Magnesium	52	mg/L	0.50	105	85	115			
Potassium	45	mg/L	0.50	91	85	115			
Sodium	50	mg/L	0.77	99	85	115			
Sample ID: C08100150-002BMS2	Sample Matrix Spike				Run: SUB-C109160		10/13/08 18:21		
Boron	1.04	mg/L	0.10	102	70	130			
Iron	1.21	mg/L	0.030	113	70	130			
Calcium	81.5	mg/L	1.0	111	70	130			
Magnesium	60.0	mg/L	1.0	110	70	130			
Potassium	47.5	mg/L	1.0	92	70	130			
Sodium	63.2	mg/L	1.0	104	70	130			
Sample ID: C08100150-002BMSD2	Sample Matrix Spike Duplicate				Run: SUB-C109160		10/13/08 18:25		
Boron	1.02	mg/L	0.10	100	70	130	1.8	20	
Iron	1.17	mg/L	0.030	109	70	130	3	20	
Calcium	79.6	mg/L	1.0	107	70	130	2.4	20	
Magnesium	58.9	mg/L	1.0	108	70	130	1.9	20	
Potassium	47.4	mg/L	1.0	92	70	130	0.2	20	
Sodium	62.5	mg/L	1.0	103	70	130	1.1	20	
Sample ID: C08100110-001BMS2	Sample Matrix Spike				Run: SUB-C109160		10/13/08 20:35		
Boron	5.56	mg/L	0.10	99	70	130			
Iron	9.92	mg/L	0.044	100	70	130			
Calcium	427	mg/L	1.0	104	70	130			
Magnesium	275	mg/L	1.0	107	70	130			
Potassium	278	mg/L	1.0	85	70	130			
Sodium	1010	mg/L	2.7	89	70	130			
Sample ID: C08100110-001BMSD2	Sample Matrix Spike Duplicate				Run: SUB-C109160		10/13/08 20:39		
Boron	5.54	mg/L	0.10	98	70	130	0.5	20	
Iron	9.98	mg/L	0.044	102	70	130	0.5	20	
Calcium	424	mg/L	1.0	103	70	130	0.6	20	
Magnesium	272	mg/L	1.0	106	70	130	0.9	20	

Qualifiers:

RL - Analyte reporting limit.

ND - Not detected at the reporting limit.



ENERGY LABORATORIES, INC. * 2821 Plant St * Rapid City, SD 57702
Toll Free 888.672.1225 * 605.342.1225 * FAX 605.342.1397 * rapid_city@energylab.com

QA/QC Summary Report

Client: RESPEC Inc

Project: Edgemont

Report Date: 12/29/08

Work Order: R08100014

Analyte	Result	Units	RL	%REC	Low Limit	High Limit	RPD	RPDLimit	Qual
Method: E200.7							Batch: C_R109160		
Sample ID: C08100110-001BMSD2			Sample Matrix Spike Duplicate		Run: SUB-C109160			10/13/08 20:39	
Potassium	280	mg/L	1.0	85	70	130	0.5	20	
Sodium	1020	mg/L	2.7	91	70	130	0.6	20	

Qualifiers:

RL - Analyte reporting limit.

ND - Not detected at the reporting limit.



QA/QC Summary Report

Client: RESPEC Inc

Project: Edgemont

Report Date: 12/29/08

Work Order: R08100014

Analyte	Result	Units	RL	%REC	Low Limit	High Limit	RPD	RPDLimit	Qual
Method: E200.8							Batch: C_R108822		
Sample ID: LRB	Method Blank				Run: SUB-C108822		10/06/08 13:50		
Silicon	ND	mg/L	0.0001						
Barium	ND	mg/L	3E-05						
Cadmium	5E-06	mg/L	3E-06						
Chromium	ND	mg/L	4E-05						
Lead	ND	mg/L	3E-06						
Manganese	3E-05	mg/L	6E-06						
Mercury	5E-05	mg/L	1E-05						
Molybdenum	ND	mg/L	9E-06						
Nickel	ND	mg/L	3E-05						
Vanadium	ND	mg/L	3E-05						
Silica	ND	mg/L	0.0002						
Sample ID: LFB	Laboratory Fortified Blank				Run: SUB-C108822		10/06/08 13:57		
Silicon	0.216	mg/L	0.0010	108	85	115			
Barium	0.0510	mg/L	0.0010	102	85	115			
Cadmium	0.0503	mg/L	0.0010	101	85	115			
Chromium	0.0516	mg/L	0.0010	103	85	115			
Lead	0.0504	mg/L	0.0010	101	85	115			
Manganese	0.0505	mg/L	0.0010	101	85	115			
Mercury	0.00508	mg/L	0.0010	101	85	115			
Molybdenum	0.0501	mg/L	0.0010	100	85	115			
Nickel	0.0505	mg/L	0.0010	101	85	115			
Vanadium	0.0517	mg/L	0.0010	103	85	115			
Silica	0.462	mg/L	0.0021	108	85	115			
Sample ID: C08100156-001BMS4	Post Digestion Spike				Run: SUB-C108822		10/07/08 03:31		
Barium	0.554	mg/L	0.10	105	70	130			
Cadmium	0.512	mg/L	0.010	102	70	130			
Chromium	0.520	mg/L	0.050	103	70	130			
Lead	0.488	mg/L	0.050	98	70	130			
Manganese	0.500	mg/L	0.010	99	70	130			
Mercury	0.0363	mg/L	0.0010	73	70	130			
Molybdenum	0.411	mg/L	0.10	82	70	130			
Nickel	0.535	mg/L	0.050	107	70	130			
Silicon	52.4	mg/L	0.39		70	130			A
Vanadium	0.530	mg/L	0.10	106	70	130			
Silica	112	mg/L	0.84		70	130			A
Sample ID: C08100156-001BMSD4	Post Digestion Spike Duplicate				Run: SUB-C108822		10/07/08 03:37		
Barium	0.559	mg/L	0.10	106	70	130	0.8	20	
Cadmium	0.516	mg/L	0.010	103	70	130	0.9	20	
Chromium	0.523	mg/L	0.050	104	70	130	0.7	20	
Lead	0.492	mg/L	0.050	98	70	130	0.8	20	
Manganese	0.504	mg/L	0.010	100	70	130	0.9	20	

Qualifiers:

RL - Analyte reporting limit.

ND - Not detected at the reporting limit.

A - The analyte level was greater than four times the spike level. In accordance with the method % recovery is not calculated.



QA/QC Summary Report

Client: RESPEC Inc
Project: Edgemont

Report Date: 12/29/08
Work Order: R08100014

Analyte	Result	Units	RL	%REC	Low Limit	High Limit	RPD	RPDLimit	Qual
Method: E200.8							Batch: C_R108822		
Sample ID: C08100156-001BMSD4	Post Digestion Spike Duplicate		Run: SUB-C108822				10/07/08 03:37		
Mercury	0.0358	mg/L	0.0010	72	70	130	1.5	20	
Molybdenum	0.411	mg/L	0.10	82	70	130	0.1	20	
Nickel	0.538	mg/L	0.050	108	70	130	0.6	20	
Silicon	50.2	mg/L	0.39		70	130	4.2	20	A
Vanadium	0.531	mg/L	0.10	106	70	130	0.2	20	
Silica	107	mg/L	0.84		70	130	4.2	20	A
Method: E200.8							Batch: C_R108976		
Sample ID: LRB	Method Blank		Run: SUB-C108976				10/08/08 12:53		
Copper	ND	mg/L	3E-05						
Silver	5E-05	mg/L	7E-06						
Uranium	ND	mg/L	2E-06						
Zinc	0.0003	mg/L	3E-05						
Sample ID: LFB	Laboratory Fortified Blank		Run: SUB-C108976				10/08/08 13:00		
Copper	0.0514	mg/L	0.0010	103	85	115			
Silver	0.0200	mg/L	0.0010	100	85	115			
Uranium	0.0506	mg/L	0.00030	101	85	115			
Zinc	0.0524	mg/L	0.0010	104	85	115			
Sample ID: C08091107-011FMS4	Post Digestion Spike		Run: SUB-C108976				10/08/08 16:22		
Copper	0.0434	mg/L	0.010	87	70	130			
Silver	0.0114	mg/L	0.010	57	70	130			S
Thorium 232	0.0486	mg/L	0.0010	97	70	130			
Uranium	0.0521	mg/L	0.00030	99	70	130			
Zinc	0.0613	mg/L	0.010	117	70	130			
Sample ID: C08091107-011FMSD4	Post Digestion Spike Duplicate		Run: SUB-C108976				10/08/08 16:29		
Copper	0.0430	mg/L	0.010	86	70	130	1.1	20	
Silver	0.0119	mg/L	0.010	59	70	130	3.9	20	S
Thorium 232	0.0478	mg/L	0.0010	96	70	130	1.7	20	
Uranium	0.0514	mg/L	0.00030	97	70	130	1.4	20	
Zinc	0.0514	mg/L	0.010	97	70	130	17	20	

Qualifiers:

RL - Analyte reporting limit.

ND - Not detected at the reporting limit.

A - The analyte level was greater than four times the spike level. In accordance with the method % recovery is not calculated.

S - Spike recovery outside of advisory limits.



QA/QC Summary Report

Client: RESPEC Inc
Project: Edgemont

Report Date: 12/29/08
Work Order: R08100014

Analyte	Result	Units	RL	%REC	Low Limit	High Limit	RPD	RPDLimit	Qual
Method: E200.8							Batch: C_R109039		
Sample ID: LRB	Method Blank		Run: SUB-C109039				10/09/08 12:45		
Antimony	0.0002	mg/L	4E-06						
Barium	ND	mg/L	3E-05						
Beryllium	4E-06	mg/L	4E-06						
Cadmium	6E-06	mg/L	3E-06						
Chromium	ND	mg/L	4E-05						
Copper	ND	mg/L	3E-05						
Lead	ND	mg/L	3E-06						
Manganese	ND	mg/L	6E-06						
Molybdenum	1E-05	mg/L	9E-06						
Nickel	ND	mg/L	3E-05						
Selenium	ND	mg/L	0.0001						
Silver	0.0001	mg/L	7E-06						
Strontium	ND	mg/L	2E-05						
Thallium	ND	mg/L	4E-06						
Uranium	ND	mg/L	2E-06						
Zinc	0.0003	mg/L	3E-05						
Sample ID: LFB	Laboratory Fortified Blank		Run: SUB-C109039				10/09/08 12:52		
Antimony	0.0503	mg/L	0.0010	100	85	115			
Barium	0.0500	mg/L	0.0010	100	85	115			
Beryllium	0.0532	mg/L	0.0010	106	85	115			
Cadmium	0.0500	mg/L	0.0010	100	85	115			
Chromium	0.0503	mg/L	0.0010	101	85	115			
Copper	0.0506	mg/L	0.0010	101	85	115			
Lead	0.0498	mg/L	0.0010	100	85	115			
Manganese	0.0505	mg/L	0.0010	101	85	115			
Molybdenum	0.0502	mg/L	0.0010	100	85	115			
Nickel	0.0507	mg/L	0.0010	101	85	115			
Selenium	0.0499	mg/L	0.0010	100	85	115			
Silver	0.0194	mg/L	0.0010	96	85	115			
Strontium	0.0501	mg/L	0.0010	100	85	115			
Thallium	0.0500	mg/L	0.0010	100	85	115			
Uranium	0.0469	mg/L	0.00030	94	85	115			
Zinc	0.0535	mg/L	0.0010	106	85	115			
Sample ID: C08100151-017BMS4	Post Digestion Spike		Run: SUB-C109039				10/09/08 15:01		
Antimony	0.0502	mg/L	0.050	100	70	130			
Barium	0.0612	mg/L	0.10	99	70	130			
Beryllium	0.0428	mg/L	0.010	86	70	130			
Cadmium	0.0489	mg/L	0.010	98	70	130			
Chromium	0.0499	mg/L	0.050	100	70	130			
Copper	0.0476	mg/L	0.010	95	70	130			
Lead	0.0488	mg/L	0.050	98	70	130			

Qualifiers:

RL - Analyte reporting limit.

ND - Not detected at the reporting limit.



QA/QC Summary Report

Client: RESPEC Inc
Project: Edgemont

Report Date: 12/29/08
Work Order: R08100014

Analyte	Result	Units	RL	%REC	Low Limit	High Limit	RPD	RPDLimit	Qual
Method: E200.8							Batch: C_R109039		
Sample ID: C08100151-017BMS4	Post Digestion Spike			Run: SUB-C109039			10/09/08 15:01		
Manganese	0.0683	mg/L	0.010	98	70	130			
Molybdenum	0.0517	mg/L	0.10	103	70	130			
Nickel	0.0460	mg/L	0.050	92	70	130			
Selenium	0.0544	mg/L	0.0010	109	70	130			
Silver	0.0177	mg/L	0.010	89	70	130			
Strontium	0.205	mg/L	0.10	128	70	130			
Thallium	0.0485	mg/L	0.10	97	70	130			
Uranium	0.0485	mg/L	0.00030	96	70	130			
Zinc	0.0535	mg/L	0.010	103	70	130			
Sample ID: C08100151-017BMSD4	Post Digestion Spike Duplicate			Run: SUB-C109039			10/09/08 15:08		
Antimony	0.0497	mg/L	0.050	99	70	130	0	20	
Barium	0.0600	mg/L	0.10	97	70	130	0	20	
Beryllium	0.0426	mg/L	0.010	85	70	130	0.7	20	
Cadmium	0.0479	mg/L	0.010	96	70	130	2	20	
Chromium	0.0498	mg/L	0.050	100	70	130	0	20	
Copper	0.0467	mg/L	0.010	93	70	130	1.9	20	
Lead	0.0488	mg/L	0.050	98	70	130	0	20	
Manganese	0.0671	mg/L	0.010	95	70	130	1.8	20	
Molybdenum	0.0508	mg/L	0.10	102	70	130	0	20	
Nickel	0.0457	mg/L	0.050	91	70	130	0	20	
Selenium	0.0539	mg/L	0.0010	108	70	130	0.9	20	
Silver	0.0174	mg/L	0.010	87	70	130	1.7	20	
Strontium	0.202	mg/L	0.10	123	70	130	1.4	20	
Thallium	0.0488	mg/L	0.10	98	70	130	0	20	
Uranium	0.0487	mg/L	0.00030	96	70	130	0.4	20	
Zinc	0.0522	mg/L	0.010	101	70	130	2.5	20	
Method: E200.8							Batch: C_R109712		
Sample ID: LRB	Method Blank			Run: SUB-C109712			10/22/08 12:38		
Aluminum	0.001	mg/L	0.0001						
Sample ID: LFB	Laboratory Fortified Blank			Run: SUB-C109712			10/22/08 12:45		
Aluminum	0.0548	mg/L	0.0010	107	85	115			
Sample ID: C08100471-016DMS4	Post Digestion Spike			Run: SUB-C109712			10/22/08 22:41		
Aluminum	0.298	mg/L	0.10	119	70	130			
Sample ID: C08100471-016DMSD4	Post Digestion Spike Duplicate			Run: SUB-C109712			10/22/08 22:47		
Aluminum	0.295	mg/L	0.10	118	70	130	1.1	20	

Qualifiers:

RL - Analyte reporting limit.

ND - Not detected at the reporting limit.



QA/QC Summary Report

Client: RESPEC Inc
Project: Edgemont

Report Date: 12/29/08
Work Order: R08100014

Analyte	Result	Units	RL	%REC	Low Limit	High Limit	RPD	RPDLimit	Qual
Method: E200.8							Batch: C_R109913		
Sample ID: LRB	Method Blank					Run: SUB-C109913		10/27/08 12:28	
Arsenic	ND	mg/L	6E-05						
Sample ID: LFB	Laboratory Fortified Blank					Run: SUB-C109913		10/27/08 12:33	
Arsenic	0.0513	mg/L	0.0010	103	85	115			
Sample ID: C08100267-002BMS4	Post Digestion Spike					Run: SUB-C109913		10/27/08 17:57	
Arsenic	0.0559	mg/L	0.0010	104	70	130			
Sample ID: C08100267-002BMSD4	Post Digestion Spike Duplicate					Run: SUB-C109913		10/27/08 18:02	
Arsenic	0.0561	mg/L	0.0010	104	70	130	0.4	20	
Method: E200.8							Batch: C_R110071		
Sample ID: LRB	Method Blank					Run: SUB-C110071		10/29/08 18:03	
Arsenic	ND	mg/L	6E-05						
Sample ID: LFB	Laboratory Fortified Blank					Run: SUB-C110071		10/29/08 18:09	
Arsenic	0.0479	mg/L	0.0010	96	85	115			
Sample ID: C08100460-002BMS4	Post Digestion Spike					Run: SUB-C110071		10/29/08 22:55	
Arsenic	0.0557	mg/L	0.0010	98	70	130			
Sample ID: C08100460-002BMSD4	Post Digestion Spike Duplicate					Run: SUB-C110071		10/29/08 23:01	
Arsenic	0.0548	mg/L	0.0010	96	70	130	1.7	20	
Method: E245.1							Batch: B_35067		
Sample ID: MB-35067	Method Blank					Run: SUB-B118690		10/06/08 12:51	
Mercury	ND	mg/L	5E-05						
Sample ID: LFB-35067	Laboratory Fortified Blank					Run: SUB-B118690		10/06/08 12:54	
Mercury	0.0017	mg/L	0.0010	87	85	115			
Sample ID: B08100347-005CMS	Sample Matrix Spike					Run: SUB-B118690		10/06/08 15:25	
Mercury	0.065	mg/L	0.0010		70	130			A
Sample ID: B08100347-005CMSD	Sample Matrix Spike Duplicate					Run: SUB-B118690		10/06/08 15:28	
Mercury	0.068	mg/L	0.0010		70	130	4.8	30	A
Method: E245.1							Analytical Run: SUB-B118690		
Sample ID: QCS	Initial Calibration Verification Standard							10/06/08 12:44	
Mercury	0.0019	mg/L	0.0010	94	90	110			

Qualifiers:

RL - Analyte reporting limit.

A - The analyte level was greater than four times the spike level. In accordance with the method % recovery is not calculated.

ND - Not detected at the reporting limit.



QA/QC Summary Report

Client: RESPEC Inc

Project: Edgemont

Report Date: 12/29/08

Work Order: R08100014

Analyte	Result	Units	RL	%REC	Low Limit	High Limit	RPD	RPDLimit	Qual
Method: E300.0							Batch: R37804		
Sample ID: LFB0810013653-3	Laboratory Fortified Blank		Run: DIONEX_081001A				10/01/08 18:53		
Chloride	4.95	mg/L	0.50	99	90	110			
Fluoride	2.08	mg/L	0.10	104	90	110			
Nitrogen, Nitrate as N	2.46	mg/L	0.10	98	90	110			
Nitrogen, Nitrite as N	2.54	mg/L	0.10	102	90	110			
Sulfate	14.7	mg/L	1.0	98	90	110			
Sample ID: LFB0810013653-4	Laboratory Fortified Blank		Run: DIONEX_081001A				10/01/08 19:09		
Chloride	5.03	mg/L	0.50	101	90	110			
Fluoride	2.12	mg/L	0.10	106	90	110			
Nitrogen, Nitrate as N	2.50	mg/L	0.10	100	90	110			
Nitrogen, Nitrite as N	2.58	mg/L	0.10	103	90	110			
Sulfate	14.9	mg/L	1.0	99	90	110			
Sample ID: R08100014-001AMS	Sample Matrix Spike		Run: DIONEX_081001A				10/02/08 05:49		
Chloride	263	mg/L	5.4	94	80	120			
Fluoride	107	mg/L	0.56	100	80	120			
Nitrogen, Nitrate as N	122	mg/L	1.3	98	80	120			
Nitrogen, Nitrite as N	128	mg/L	2.9	102	80	120			
Sulfate	1130	mg/L	3.4	94	80	120			
Sample ID: R08100014-001AMSD	Sample Matrix Spike Duplicate		Run: DIONEX_081001A				10/02/08 06:06		
Chloride	258	mg/L	5.4	92	80	120	2.2	10	
Fluoride	104	mg/L	0.56	97	80	120	2.4	10	
Nitrogen, Nitrate as N	119	mg/L	1.3	95	80	120	2.6	10	
Nitrogen, Nitrite as N	124	mg/L	2.9	99	80	120	2.8	10	
Sulfate	1120	mg/L	3.4	92	80	120	1.4	10	

Qualifiers:

RL - Analyte reporting limit.

ND - Not detected at the reporting limit.



QA/QC Summary Report

Client: RESPEC Inc
Project: Edgemont

Report Date: 12/29/08
Work Order: R08100014

Analyte	Result	Units	RL	%REC	Low Limit	High Limit	RPD	RPDLimit	Qual
Method: E900.0							Batch: C_GrAB-0549		
Sample ID: MB-GrAB-0549	Method Blank				Run: SUB-C110512			11/05/08 01:00	
Gross Alpha	-0.7	pCi/L							U
Gross Beta	-1	pCi/L							U
Sample ID: UNAT-GrAB-0549	Laboratory Control Sample				Run: SUB-C110512			11/05/08 01:00	
Gross Alpha	130	pCi/L		96	70	130			
Sample ID: C08100684-001AMS	Sample Matrix Spike				Run: SUB-C110512			11/05/08 01:00	
Gross Alpha	130	pCi/L		94	70	130			
Sample ID: C08100684-001AMSD	Sample Matrix Spike Duplicate				Run: SUB-C110512			11/05/08 01:00	
Gross Alpha	140	pCi/L		100	70	130	6.1	18.3	
Sample ID: C08100012-002DDUP	Sample Duplicate				Run: SUB-C110512			11/05/08 13:06	
Gross Alpha	4.3	pCi/L					76	434.7	U
Gross Beta	-12	pCi/L					110	196.9	U
Sample ID: Cs137-GrAB-0549	Laboratory Control Sample				Run: SUB-C110512			11/05/08 01:00	
Gross Beta	83	pCi/L		90	70	130			
Sample ID: C08100684-001AMS	Sample Matrix Spike				Run: SUB-C110512			11/05/08 01:00	
Gross Beta	96	pCi/L		98	70	130			
Sample ID: C08100684-001AMSD	Sample Matrix Spike Duplicate				Run: SUB-C110512			11/05/08 01:00	
Gross Beta	96	pCi/L		98	70	130	0.1	16.1	
Method: E901.1							Batch: C_R109497		
Sample ID: MB-R109497	Method Blank				Run: SUB-C109497			10/13/08 15:50	
Gross Gamma	ND	pCi/L							
Sample ID: LCS-R109497	Laboratory Control Sample				Run: SUB-C109497			10/13/08 15:50	
Cesium 137	46000	pCi/L	20	106	70	130			
Cobalt 60	32000	pCi/L	20	102	70	130			
Sample ID: C08091068-007HDUP	Sample Duplicate				Run: SUB-C109497			10/13/08 15:50	
Gross Gamma	960	pCi/L					0.2	30	

Qualifiers:

RL - Analyte reporting limit.

ND - Not detected at the reporting limit.

U - Not detected at minimum detectable concentration



QA/QC Summary Report

Client: RESPEC Inc
Project: Edgemont

Report Date: 12/29/08
Work Order: R08100014

Analyte	Result	Units	RL	%REC	Low Limit	High Limit	RPD	RPDLimit	Qual
Method: E903.0							Batch: C_RA226-3138		
Sample ID: C08100062-002AMS Radium 226	Sample Matrix Spike 22	pCi/L		85	70	130			10/23/08 15:01
Sample ID: C08100062-002AMSD Radium 226	Sample Matrix Spike Duplicate 23	pCi/L		87	70	130	1.4	25.4	10/23/08 15:01
Sample ID: MB-RA226-3138 Radium 226	Method Blank -0.04	pCi/L							10/23/08 16:38 U
Sample ID: LCS-RA226-3138 Radium 226	Laboratory Control Sample 7.6	pCi/L		96	70	130			10/23/08 16:38
Method: E903.0							Batch: C_RA226-3146		
Sample ID: C08091138-001ADUP Radium 226	Sample Duplicate 15.2	pCi/Filter					12	46.7	10/19/08 17:13
Sample ID: C08100116-005AMS Radium 226	Sample Matrix Spike 144	pCi/Filter		93	70	130			10/20/08 11:18
Sample ID: LCS-20083 Radium 226	Laboratory Control Sample 16	pCi/L		100	70	130			10/20/08 14:18
Sample ID: MB-20083 Radium 226	Method Blank -0.2	pCi/L							10/20/08 15:49 U
Method: E907.0							Batch: C_R110598		
Sample ID: C08091179-002AMS Thorium 230	Sample Matrix Spike 127	pCi/Filter	0.20	74	70	130			10/15/08 16:00
Sample ID: C08091179-002AMSD Thorium 230	Sample Matrix Spike Duplicate 163	pCi/Filter	0.20	102	70	130	25	30	10/15/08 16:00
Sample ID: LCS-20083 Thorium 230	Laboratory Control Sample 43.3	pCi/Filter	0.20	93	70	130			10/15/08 16:00
Sample ID: MB-20083 Thorium 230	Method Blank 0.10	pCi/Filter							10/15/08 16:00 U

Qualifiers:

RL - Analyte reporting limit.

ND - Not detected at the reporting limit.

U - Not detected at minimum detectable concentration



QA/QC Summary Report

Client: RESPEC Inc

Project: Edgemont

Report Date: 12/29/08

Work Order: R08100014

Analyte	Result	Units	RL	%REC	Low Limit	High Limit	RPD	RPDLimit	Qual
Method: E907.0							Batch: C_RA-TH-ISO-0661		
Sample ID: LCS-RA-TH-ISO-0661	Laboratory Control Sample				Run: SUB-C110006				10/23/08 16:11
Thorium 230	11.5	pCi/L	0.20	102	70	130			
Sample ID: R08100014-001H	Sample Matrix Spike				Run: SUB-C110006				10/24/08 08:42
Thorium 230	44.3	pCi/L	0.20	91	70	130			
Sample ID: R08100014-001H	Sample Matrix Spike Duplicate				Run: SUB-C110006				10/24/08 08:42
Thorium 230	49.4	pCi/L	0.20	101	70	130	11	39.7	
Sample ID: MB-RA-TH-ISO-0661	Method Blank				Run: SUB-C110006				10/24/08 08:42
Thorium 230	0.2	pCi/L							U
Method: E909.0M							Batch: C_20083		
Sample ID: C08100116-002AMS	Sample Matrix Spike				Run: SUB-C109829				10/16/08 10:00
Lead 210	1150	pCi/Filter		97	70	130			
Sample ID: C08100116-002AMSD	Sample Matrix Spike Duplicate				Run: SUB-C109829				10/16/08 10:00
Lead 210	1520	pCi/Filter		129	70	130	28	30	
Sample ID: MB-R109829	Method Blank				Run: SUB-C109829				10/16/08 10:00
Lead 210	-0.3	pCi/L							U
Sample ID: LCS-R109829	Laboratory Control Sample				Run: SUB-C109829				10/16/08 10:00
Lead 210	110	pCi/L		97	70	130			
Method: E909.0M							Batch: C_R109942		
Sample ID: C08100106-005AMS	Sample Matrix Spike				Run: SUB-C109942				10/20/08 10:13
Lead 210	99	pCi/L		84	70	130			
Sample ID: C08100301-006ADUP	Sample Duplicate				Run: SUB-C109942				10/20/08 10:13
Lead 210	1.8	pCi/L					5.4	30	U
Sample ID: MB-R109942	Method Blank				Run: SUB-C109942				10/20/08 10:13
Lead 210	ND	pCi/L							U
Sample ID: LCS-R109942	Laboratory Control Sample				Run: SUB-C109942				10/20/08 10:13
Lead 210	52	pCi/L		90	70	130			
Method: RMO-3008							Batch: C_20083		
Sample ID: LCS-20083	Laboratory Control Sample				Run: SUB-C109765				10/23/08 08:48
Polonium 210	79	pCi/L	1.0	94	70	130			
Sample ID: MB-20083	Method Blank				Run: SUB-C109765				10/23/08 11:46
Polonium 210	-0.5	pCi/L							U

Qualifiers:

RL - Analyte reporting limit.

ND - Not detected at the reporting limit.

U - Not detected at minimum detectable concentration



QA/QC Summary Report

Client: RESPEC Inc

Project: Edgemont

Report Date: 12/29/08

Work Order: R08100014

Analyte	Result	Units	RL	%REC	Low Limit	High Limit	RPD	RPDLimit	Qual
Method: RMO-3008							Batch: C_PO210-0152		
Sample ID: R08100014-001K Polonium 210	Sample Matrix Spike 82	pCi/L	1.0	94	70	130			10/09/08 09:08
Sample ID: R08100014-001K Polonium 210	Sample Matrix Spike Duplicate 79	pCi/L	1.0	92	70	130	3.3	51.1	10/09/08 09:08
Sample ID: C08090823-001FDUP Polonium 210	Sample Duplicate -0.039	pCi/L	1.0				0	742.4	10/09/08 09:08 U
Sample ID: LCS-PO210-0152 Polonium 210	Laboratory Control Sample 35	pCi/L	1.0	101	70	130			10/09/08 09:08
Sample ID: MB-PO210-0152 Polonium 210	Method Blank -0.07	pCi/L							10/09/08 09:08 U
Method: RMO-3008							Batch: C_R109765		
Sample ID: C08091163-008AMS Polonium 210	Sample Matrix Spike 0.00057	uCi/kg	6.3E-06	90	70	130			10/23/08 08:48
Sample ID: C08091163-008AMSD Polonium 210	Sample Matrix Spike Duplicate 0.00058	uCi/kg	6.3E-06	92	70	130	2	51.9	10/23/08 08:48
Sample ID: LCS-20052 Polonium 210	Laboratory Control Sample 7.6E-05	uCi/kg	1.0E-06	92	70	130			10/23/08 08:48
Sample ID: MB-20052 Polonium 210	Method Blank ND	uCi/kg	1E-06						10/23/08 08:48 U

Qualifiers:

RL - Analyte reporting limit.

ND - Not detected at the reporting limit.

U - Not detected at minimum detectable concentration



Chain of Custody and Analytical Request Record

Page ____ of ____

PLEASE PRINT - Provide as much information as possible.

Company Name: Scott Environmental		Project Name, PWS, Permit, Etc.: Dewey/Burdock Ponds		Sample Origin:	EPA/State Compliance:
Report Mail Address: RE 50 EC		Contact Name: Allen Scott Phone/Fax: 673-4009		State: <input type="checkbox"/> Yes <input type="checkbox"/> No	Sampler: (Please Print)
Invoice Address:		Invoice Contact & Phone:		Purchase Order:	Quote/Bottle Order:
Special Report/Formats - ELI must be notified prior to sample submittal for the following: <input type="checkbox"/> DW <input type="checkbox"/> A2LA <input type="checkbox"/> GSA <input type="checkbox"/> EDD/EDT (Electronic Data) <input type="checkbox"/> POTW/WWTP <input type="checkbox"/> Format: <input type="checkbox"/> State: <input type="checkbox"/> LEVEL IV <input type="checkbox"/> Other: <input type="checkbox"/> NELAC		Number of Containers Sample Type: AWSVB O Air Water Soils/Solids Vegetation Bioassay Other		Shipped by:	
SAMPLE IDENTIFICATION (Name, Location, Interval, etc.): GW 6088		Collection Date: 9-30-08	Collection Time: 8:35	MATRIX: W	Comments:
1					
2					
3					
4					
5					
6					
7					
8					
9					
10					
Custody Record MUST be Signed		Date/Time: 10-1-08 9:39		Signature: Allen Scott	Received by (print): Steve Traland Date/Time: 10-1-08 9:40 Signature: Steve Traland
Sample Disposal: Return to Client		Lab Disposal:		Received by Laboratory: Steve Traland Date/Time: 10-1-08 9:40 Signature: Steve Traland	

In certain circumstances, samples submitted to Energy Laboratories, Inc. may be subcontracted to other certified laboratories in order to complete the analysis requested. This serves as notice of this possibility. All sub-contract data will be clearly noted on your analytical report. Visit our web site at www.energylab.com for additional information, downloadable fee schedule, forms, and links.



ENERGY LABORATORIES, INC. * 2821 Plant St * Rapid City, SD 57702
Toll Free 888.672.1225 * 605.342.1225 * FAX 605.342.1397 * rapid_city@energylab.com

ANALYTICAL SUMMARY REPORT

December 29, 2008

Cory Foreman

RESPEC Inc

3824 Jet Dr

Rapid City, SD 57701-

Workorder No.: R08100295

Quote ID: R286

Project Name: Edgemont

Energy Laboratories Inc. received the following 14 samples for RESPEC Inc on 10/22/2008 for analysis.

Sample ID	Client Sample ID	Collect Date	Receive Date	Matrix	Test
R08100295-001	DewBurd BLK01	10/20/08 12:00	10/22/08	Aqueous	Metals by ICP/ICPMS, Dissolved Metals by ICP/ICPMS, Suspended Metals by ICP/ICPMS, Total Alkalinity Conductivity Mercury, Total Selenium, Dissolved Selenium, Dissolved Selenium, Dissolved Anions by Ion Chromatography Nitrogen, Ammonia Oxidation Reduction Potential pH Digestion, Total Metals Digestion, Total Metals Dissolved Filtration Digestion, Mercury by CVAA Gross Alpha, Gross Beta Gross Gamma, Dissolved Lead 210, Dissolved Lead 210, Suspended Polonium 210, Dissolved Polonium 210, Suspended Radium 226, Dissolved Radium 226, Suspended Radon 222 Thorium, Isotopic Thorium, Suspended Isotopic Sodium Adsorption Ratio Solids, Total Dissolved



ANALYTICAL SUMMARY REPORT

R08100295-002 DewBurd GW680	10/20/08 12:10 10/22/08	Aqueous	Metals by ICP/ICPMS, Dissolved Metals by ICP/ICPMS, Suspended Metals by ICP/ICPMS, Total Alkalinity Anion - Cation Balance Conductivity Mercury, Total Selenium, Dissolved Selenium, Dissolved Selenium, Dissolved Anions by Ion Chromatography Nitrogen, Ammonia Oxidation Reduction Potential pH Digestion, Total Metals Digestion, Total Metals Dissolved Filtration Digestion, Mercury by CVAA Gross Alpha, Gross Beta Gross Gamma, Dissolved Lead 210, Dissolved Lead 210, Suspended Polonium 210, Dissolved Polonium 210, Suspended Radium 226, Dissolved Radium 226, Suspended Radon 222 Thorium, Isotopic Thorium, Suspended Isotopic Sodium Adsorption Ratio Solids, Total Dissolved
R08100295-003 DewBurd GW680	10/20/08 12:10 10/22/08	Aqueous	Same As Above
R08100295-004 DewBurd GW698	10/20/08 13:52 10/22/08	Aqueous	Same As Above
R08100295-005 DewBurd GW688	10/20/08 12:15 10/22/08	Aqueous	Same As Above
R08100295-006 DewBurd GW622	10/20/08 15:42 10/22/08	Aqueous	Same As Above
R08100295-007 DewBurd GW3026	10/20/08 13:15 10/22/08	Aqueous	Same As Above
R08100295-008 DewBurd GW689	10/20/08 14:46 10/22/08	Aqueous	Same As Above
R08100295-009 DewBurd GW681	10/20/08 15:00 10/22/08	Aqueous	Same As Above
R08100295-010 DewBurd GW615	10/20/08 16:20 10/22/08	Aqueous	Same As Above
R08100295-011 DewBurd GW697	10/21/08 9:45 10/22/08	Aqueous	Same As Above
R08100295-012 DewBurd GW695	10/21/08 9:10 10/22/08	Aqueous	Same As Above
R08100295-013 DewBurd GW694	10/21/08 8:25 10/22/08	Aqueous	Same As Above
R08100295-014 DewBurd GW696	10/21/08 8:45 10/22/08	Aqueous	Same As Above

As appropriate, any exceptions or problems with the analyses are noted in the Laboratory Analytical Report, the QA/QC Summary Report, or the Case Narrative.

If you have any questions regarding these tests results, please call.

Report Approved By:

Linda Larson
Rapid City - Project Manager



ENERGY LABORATORIES, INC. * 2821 Plant St * Rapid City, SD 57702
Toll Free 888.672.1225 * 605.342.1225 * FAX 605.342.1397 * rapid_city@energylab.com

CLIENT: RESPEC Inc
Project: Edgemont
Sample Delivery Group: R08100295

Date: 29-Dec-08

CASE NARRATIVE

This case narrative is used to explain any exceptions to the analyses performed for your sample(s). In accordance with Good Analytical Laboratory Practices (GALP), samples requiring data qualifiers or analytical modifications are explained herein.

All samples were analyzed in accordance with prescribed methodology, except were noted. Samples are accompanied by appropriate quality assurance/quality control (QA/QC) samples throughout the analytical process.

During the course of analyzing your sample(s) the following exceptions were noted.

- Any exceptions noted are listed in the Analytical Report

Subcontracting of sample analyses to an outside laboratory may be required. If so, ENERGY LABORATORIES, INC. will utilize its branch laboratories or qualified contract laboratories for this service. Any such laboratories are indicated within the Laboratory Analytical Report.

BRANCH LABORATORY IDENTIFIERS

eli-b - Energy Laboratories, Inc. - Billings, MT, EPA # MT00005
eli-c - Energy Laboratories, Inc. - Casper, WY, EPA# WY00002
eli-f - Energy Laboratories, Inc. - Idaho Falls, ID, EPA # ID00942
eli-g - Energy Laboratories, Inc. - Gillette, WY, EPA# WY00006
eli-h - Energy Laboratories, Inc. - Helena, MT, EPA# MT00945
eli-t - Energy Laboratories, Inc. - College Station, TX, EPA# TX01520

For additional information, including certifications, and analytical services visit our web page www.energylab.com.

If you have questions regarding this information, please feel free to contact us at (888)672-1225, (605)342-1225 or rapid_city@energylab.com.

Comments imported for SUBBED Workorder: C08101052

ANALYTICAL COMMENTS

The MDC for Pb-210 per RG 4.14 is 1 pCi/L. The current technique can achieve an MDC of 5 pCi/L if there is sufficient sample to process 1.0 L, and this is reported on a sample specific basis.

End of comments imported for SUBBED Workorder: C08101052



LABORATORY ANALYTICAL REPORT

Client: RESPEC Inc
Project: Edgemont
Lab ID: R08100295-001
Client Sample ID: DewBurd BLK01

Report Date: 12/29/08
Collection Date: 10/20/08 12:00
Date Received: 10/22/08
Matrix: AQUEOUS

Analyses	Result	Units	Qual	RL	MCL/ QCL	DF	Method	Analysis Date / By
MAJOR IONS								
Alkalinity, Total as CaCO3	ND	mg/L		5		1	A2320 B	10/27/08 15:41/mb
Carbonate as CO3	ND	mg/L		5		1	A2320 B	10/27/08 15:41/mb
Bicarbonate as HCO3	ND	mg/L		5		1	A2320 B	10/27/08 15:41/mb
Calcium	ND	mg/L		0.5		2	E200.7	11/05/08 17:04/eli-c
Chloride	ND	mg/L		1		1	E300.0	10/22/08 20:47/jmh
Fluoride	ND	mg/L		0.1		1	E300.0	10/22/08 20:47/jmh
Magnesium	ND	mg/L		0.5		2	E200.7	11/05/08 17:04/eli-c
Nitrogen, Ammonia as N	ND	mg/L		0.1		1	A4500-NH3 G	10/23/08 17:51/jmh
Nitrogen, Nitrate as N	ND	mg/L		0.1		1	E300.0	10/22/08 20:47/jmh
Nitrogen, Nitrite as N	ND	mg/L		0.1		1	E300.0	10/22/08 20:47/jmh
Potassium	ND	mg/L		0.5		2	E200.7	11/05/08 17:04/eli-c
Sodium	ND	mg/L	D	2		2	E200.7	11/05/08 17:04/eli-c
Sulfate	ND	mg/L		1		1	E300.0	10/22/08 20:47/jmh
Silica	0.5	mg/L		0.2		2	E200.7	11/05/08 17:04/eli-c
PHYSICAL PROPERTIES								
Conductivity @ 25 C	ND	umhos/cm		5.0		1	A2510 B	10/28/08 17:04/tb
Oxidation-Reduction Potential	400	mV				1	A2580 B	10/27/08 19:00/jmh
pH	5.63	s.u.		0.01		1	A4500-H B	10/28/08 13:28/tb
Sodium Adsorption Ratio (SAR)	ND	unitless		0.10		1	Calculation	12/10/08 17:07/ADM
Solids, Total Dissolved TDS @ 180 C	24	mg/L		5		1	A2540 C	10/24/08 15:44/mb
- SAR calculations may not be appropriate for near blank results.								
METALS - DISSOLVED								
Aluminum	ND	mg/L		0.1		1	E200.8	11/05/08 05:25/eli-c
Arsenic	ND	mg/L		0.001		1	E200.8	11/05/08 05:25/eli-c
Barium	ND	mg/L		0.1		1	E200.8	11/05/08 05:25/eli-c
Boron	ND	mg/L		0.1		2	E200.7	11/05/08 17:04/eli-c
Cadmium	ND	mg/L		0.005		1	E200.8	11/05/08 05:25/eli-c
Chromium	ND	mg/L		0.05		1	E200.8	11/05/08 05:25/eli-c
Copper	ND	mg/L		0.01		1	E200.8	11/05/08 05:25/eli-c
Iron	ND	mg/L		0.03		2	E200.7	11/05/08 17:04/eli-c
Lead	ND	mg/L		0.001		1	E200.8	11/05/08 05:25/eli-c
Manganese	ND	mg/L		0.01		1	E200.8	11/05/08 05:25/eli-c
Mercury	ND	mg/L		0.001		1	E200.8	11/05/08 05:25/eli-c
Molybdenum	ND	mg/L		0.1		1	E200.8	11/05/08 05:25/eli-c
Nickel	ND	mg/L		0.05		1	E200.8	11/05/08 05:25/eli-c
Selenium	ND	mg/L		0.001		1	A3114 B	10/31/08 09:34/eli-c
Silver	ND	mg/L		0.005		1	E200.8	11/05/08 13:29/eli-c

Report Definitions: RL - Analyte reporting limit.
QCL - Quality control limit.
MDC - Minimum detectable concentration

MCL - Maximum contaminant level.
ND - Not detected at the reporting limit.
D - RL increased due to sample matrix interference.

Page 1 of 42



LABORATORY ANALYTICAL REPORT

Client: RESPEC Inc
Project: Edgemont
Lab ID: R08100295-001
Client Sample ID: DewBurd BLK01

Report Date: 12/29/08
Collection Date: 10/20/08 12:00
Date Received: 10/22/08
Matrix: AQUEOUS

Analyses	Result	Units	Qual	RL	MCL/ QCL	DF	Method	Analysis Date / By
METALS - DISSOLVED								
Thorium 232	ND	mg/L		0.005		1	E200.8	11/05/08 05:25/eli-c
Uranium	ND	mg/L		0.0003		1	E200.8	11/05/08 05:25/eli-c
Vanadium	ND	mg/L		0.1		1	E200.8	11/05/08 05:25/eli-c
Zinc	ND	mg/L		0.01		1	E200.8	11/05/08 05:25/eli-c
METALS - SUSPENDED								
Uranium	ND	mg/L		0.0003		1	E200.8	11/06/08 15:24/eli-c
METALS - SPECIATED								
Selenium-IV	ND	mg/L		0.001		1	A3114 B	10/30/08 14:31/eli-c
Selenium-VI	ND	mg/L		0.001		1	A3114 B	10/31/08 10:28/eli-c
RADIONUCLIDES - DISSOLVED								
Gross Alpha	-0.05	pCi/L	U			1	E900.0	11/22/08 01:24/eli-c
Gross Alpha precision (±)	0.4	pCi/L				1	E900.0	11/22/08 01:24/eli-c
Gross Alpha MDC	0.7	pCi/L				1	E900.0	11/22/08 01:24/eli-c
Gross Beta	-2	pCi/L	U			1	E900.0	11/22/08 01:24/eli-c
Gross Beta precision (±)	1.5	pCi/L				1	E900.0	11/22/08 01:24/eli-c
Gross Beta MDC	2.6	pCi/L				1	E900.0	11/22/08 01:24/eli-c
Lead 210	4.7	pCi/L	U			1	E909.0M	11/06/08 09:13/eli-c
Lead 210 precision (±)	3.7	pCi/L				1	E909.0M	11/06/08 09:13/eli-c
Lead 210 MDC	6.1	pCi/L				1	E909.0M	11/06/08 09:13/eli-c
Polonium 210	0.0	pCi/L	U	1.0		1	RMO-3008	11/19/08 09:23/eli-c
Polonium 210 precision (±)	0.18	pCi/L				1	RMO-3008	11/19/08 09:23/eli-c
Radium 226	-0.2	pCi/L	U			1	E903.0	11/11/08 00:38/eli-c
Radium 226 precision (±)	0.08	pCi/L				1	E903.0	11/11/08 00:38/eli-c
Thorium 230	0.0	pCi/L	U	0.2		1	E907.0	11/20/08 08:50/eli-c
Thorium 230 precision (±)	0.1	pCi/L				1	E907.0	11/20/08 08:50/eli-c
Gross Gamma	0.0	pCi/L	U			1	E901.1	10/27/08 11:00/eli-c
Gross Gamma precision (±)	20	pCi/L				1	E901.1	10/27/08 11:00/eli-c
RADIONUCLIDES - SUSPENDED								
Lead 210	0.7	pCi/L	U			1	E909.0M	11/11/08 10:15/eli-c
Lead 210 precision (±)	4.1	pCi/L				1	E909.0M	11/11/08 10:15/eli-c
Lead 210 MDC	6.8	pCi/L				1	E909.0M	11/11/08 10:15/eli-c
Polonium 210	0.3	pCi/L	U	1.0		1	RMO-3008	11/13/08 12:40/eli-c
Polonium 210 precision (±)	0.39	pCi/L				1	RMO-3008	11/13/08 12:40/eli-c
Radium 226	-0.2	pCi/L	U			1	E903.0	11/11/08 11:22/eli-c
Radium 226 precision (±)	0.3	pCi/L				1	E903.0	11/11/08 11:22/eli-c

Report RL - Analyte reporting limit.
Definitions: QCL - Quality control limit.
MDC - Minimum detectable concentration

MCL - Maximum contaminant level.
ND - Not detected at the reporting limit.
U - Not detected at minimum detectable concentration

Page 2 of 42



LABORATORY ANALYTICAL REPORT

Client: RESPEC Inc
Project: Edgemont
Lab ID: R08100295-001
Client Sample ID: DewBurd BLK01

Report Date: 12/29/08
Collection Date: 10/20/08 12:00
Date Received: 10/22/08
Matrix: AQUEOUS

Analyses	Result	Units	Qual	RL	MCL/		Method	Analysis Date / By
					QCL	DF		
RADIONUCLIDES - SUSPENDED								
Radium 226 MDC	0.5	pCi/L	U	0.2		1	E903.0	11/11/08 11:22/eli-c
Thorium 230	-0.2	pCi/L				1	E907.0	11/07/08 14:30/eli-c
Thorium 230 precision (±)	0.05	pCi/L				1	E907.0	11/07/08 14:30/eli-c
RADIONUCLIDES - TOTAL								
Radon 222	184	pCi/L		100		1	D5072-92	10/24/08 12:24/eli-c
Radon 222 precision (±)	69.2	pCi/L				1	D5072-92	10/24/08 12:24/eli-c
TOTAL METALS ANALYSES								
Antimony	ND	mg/L		0.003		1	E200.8	10/30/08 02:41/eli-c
Arsenic	0.003	mg/L	L	0.002		1	E200.8	10/30/08 02:41/eli-c
Barium	ND	mg/L		0.1		1	E200.8	10/30/08 02:41/eli-c
Beryllium	ND	mg/L		0.001		1	E200.8	10/30/08 02:41/eli-c
Boron	ND	mg/L		0.1		2	E200.7	11/05/08 20:25/eli-c
Cadmium	ND	mg/L		0.005		1	E200.8	10/30/08 02:41/eli-c
Chromium	ND	mg/L		0.05		1	E200.8	10/30/08 02:41/eli-c
Copper	ND	mg/L		0.01		1	E200.8	10/30/08 02:41/eli-c
Iron	0.04	mg/L		0.03		2	E200.7	11/05/08 20:25/eli-c
Lead	ND	mg/L		0.001		1	E200.8	10/30/08 02:41/eli-c
Manganese	ND	mg/L		0.01		2	E200.7	11/05/08 20:25/eli-c
Mercury	ND	mg/L		0.001		1	E245.1	10/27/08 09:30/eli-b
Molybdenum	ND	mg/L		0.1		1	E200.8	10/30/08 02:41/eli-c
Nickel	ND	mg/L		0.05		1	E200.8	10/30/08 02:41/eli-c
Selenium	ND	mg/L		0.001		1	E200.8	10/30/08 02:41/eli-c
Silver	ND	mg/L		0.005		1	E200.8	10/30/08 02:41/eli-c
Strontium	ND	mg/L		0.1		2	E200.7	11/05/08 20:25/eli-c
Thallium	ND	mg/L		0.001		1	E200.8	10/30/08 02:41/eli-c
Uranium	ND	mg/L		0.0003		1	E200.8	10/30/08 02:41/eli-c
Zinc	ND	mg/L		0.01		1	E200.8	10/30/08 02:41/eli-c

Report RL - Analyte reporting limit.
Definitions: QCL - Quality control limit.
MDC - Minimum detectable concentration
U - Not detected at minimum detectable concentration

MCL - Maximum contaminant level.
ND - Not detected at the reporting limit.
L - Lowest available reporting limit for the analytical method used.

Page 3 of 42



LABORATORY ANALYTICAL REPORT

Client: RESPEC Inc
Project: Edgemont
Lab ID: R08100295-002
Client Sample ID: DewBurd GW680

Report Date: 12/29/08
Collection Date: 10/20/08 12:10
Date Received: 10/22/08
Matrix: AQUEOUS

Analyses	Result	Units	Qual	RL	MCL/		Method	Analysis Date / By
					QCL	DF		
MAJOR IONS								
Alkalinity, Total as CaCO3	252	mg/L		5		1	A2320 B	10/27/08 15:48/mb
Carbonate as CO3	ND	mg/L		5		1	A2320 B	10/27/08 15:48/mb
Bicarbonate as HCO3	307	mg/L		5		1	A2320 B	10/27/08 15:48/mb
Calcium	384	mg/L		0.5		2	E200.7	11/05/08 17:28/eli-c
Chloride	14	mg/L		1		1	E300.0	10/22/08 21:20/jmh
Fluoride	0.2	mg/L		0.1		1	E300.0	10/22/08 21:20/jmh
Magnesium	122	mg/L		0.5		2	E200.7	11/05/08 17:28/eli-c
Nitrogen, Ammonia as N	ND	mg/L		0.1		1	A4500-NH3 G	10/23/08 17:52/jmh
Nitrogen, Nitrate as N	ND	mg/L		0.1		1	E300.0	10/22/08 21:20/jmh
Nitrogen, Nitrite as N	ND	mg/L		0.1		1	E300.0	10/22/08 21:20/jmh
Potassium	18.7	mg/L		0.5		2	E200.7	11/05/08 17:28/eli-c
Sodium	143	mg/L	D	2		2	E200.7	11/05/08 17:28/eli-c
Sulfate	1350	mg/L	D	3		50	E300.0	10/22/08 21:03/jmh
Silica	8.5	mg/L		0.2		2	E200.7	11/05/08 17:28/eli-c
PHYSICAL PROPERTIES								
Conductivity @ 25 C	2670	umhos/cm		5.0		1	A2510 B	10/28/08 17:05/tb
Oxidation-Reduction Potential	110	mV				1	A2580 B	10/27/08 19:00/jmh
pH	7.69	s.u.		0.01		1	A4500-H B	10/29/08 00:00/tb
Sodium Adsorption Ratio (SAR)	1.6	unitless		0.10		1	Calculation	12/10/08 17:07/ADM
Solids, Total Dissolved TDS @ 180 C	2400	mg/L		5		1	A2540 C	10/24/08 15:44/mb
METALS - DISSOLVED								
Aluminum	ND	mg/L		0.1		1	E200.8	11/05/08 05:32/eli-c
Arsenic	0.002	mg/L		0.001		1	E200.8	11/05/08 05:32/eli-c
Barium	ND	mg/L		0.1		1	E200.8	11/05/08 05:32/eli-c
Boron	0.1	mg/L		0.1		2	E200.7	11/05/08 17:28/eli-c
Cadmium	ND	mg/L		0.005		1	E200.8	11/05/08 05:32/eli-c
Chromium	ND	mg/L		0.05		1	E200.8	11/05/08 05:32/eli-c
Copper	ND	mg/L		0.01		1	E200.8	11/05/08 05:32/eli-c
Iron	0.06	mg/L		0.03		2	E200.7	11/05/08 17:28/eli-c
Lead	ND	mg/L		0.001		1	E200.8	11/05/08 05:32/eli-c
Manganese	0.41	mg/L		0.01		1	E200.8	11/05/08 05:32/eli-c
Mercury	ND	mg/L		0.001		1	E200.8	11/05/08 05:32/eli-c
Molybdenum	ND	mg/L		0.1		1	E200.8	11/05/08 05:32/eli-c
Nickel	ND	mg/L		0.05		1	E200.8	11/05/08 05:32/eli-c
Selenium	ND	mg/L		0.001		1	A3114 B	10/31/08 09:40/eli-c
Silver	ND	mg/L		0.005		1	E200.8	11/05/08 13:36/eli-c
Thorium 232	ND	mg/L		0.005		1	E200.8	11/05/08 05:32/eli-c

Report Definitions: RL - Analyte reporting limit.
QCL - Quality control limit.
MDC - Minimum detectable concentration

MCL - Maximum contaminant level.
ND - Not detected at the reporting limit.
D - RL increased due to sample matrix interference.

Page 4 of 42



LABORATORY ANALYTICAL REPORT

Client: RESPEC Inc
Project: Edgemont
Lab ID: R08100295-002
Client Sample ID: DewBurd GW680

Report Date: 12/29/08
Collection Date: 10/20/08 12:10
Date Received: 10/22/08
Matrix: AQUEOUS

Analyses	Result	Units	Qual	RL	MCL/		Method	Analysis Date / By
					QCL	DF		
METALS - DISSOLVED								
Uranium	0.0179	mg/L		0.0003		1	E200.8	11/05/08 05:32/eli-c
Vanadium	ND	mg/L		0.1		1	E200.8	11/05/08 05:32/eli-c
Zinc	ND	mg/L		0.01		1	E200.8	11/05/08 05:32/eli-c
METALS - SUSPENDED								
Uranium	ND	mg/L		0.0003		1	E200.8	11/06/08 15:28/eli-c
METALS - SPECIATED								
Selenium-IV	ND	mg/L		0.001		1	A3114 B	10/30/08 14:38/eli-c
Selenium-VI	ND	mg/L		0.001		1	A3114 B	10/31/08 10:28/eli-c
RADIONUCLIDES - DISSOLVED								
Gross Alpha	3700	pCi/L				1	E900.0	11/22/08 01:24/eli-ca
Gross Alpha precision (±)	58.4	pCi/L				1	E900.0	11/22/08 01:24/eli-ca
Gross Alpha MDC	6.8	pCi/L				1	E900.0	11/22/08 01:24/eli-ca
Gross Beta	1170	pCi/L				1	E900.0	11/22/08 01:24/eli-ca
Gross Beta precision (±)	16.7	pCi/L				1	E900.0	11/22/08 01:24/eli-ca
Gross Beta MDC	9.5	pCi/L				1	E900.0	11/22/08 01:24/eli-ca
Lead 210	7.9	pCi/L				1	E909.0M	11/06/08 09:13/eli-c
Lead 210 precision (±)	3.8	pCi/L				1	E909.0M	11/06/08 09:13/eli-c
Lead 210 MDC	6.1	pCi/L				1	E909.0M	11/06/08 09:13/eli-c
Polonium 210	0.9	pCi/L	U	1.0		1	RMO-3008	11/19/08 09:23/eli-c
Polonium 210 precision (±)	0.69	pCi/L				1	RMO-3008	11/19/08 09:23/eli-c
Radium 226	1230	pCi/L				1	E903.0	11/11/08 00:38/eli-c
Radium 226 precision (±)	6.8	pCi/L				1	E903.0	11/11/08 00:38/eli-c
Thorium 230	0.0	pCi/L	U	0.2		1	E907.0	11/20/08 08:50/eli-c
Thorium 230 precision (±)	0.08	pCi/L				1	E907.0	11/20/08 08:50/eli-c
Gross Gamma	4400	pCi/L				1	E901.1	10/27/08 11:00/eli-c
Gross Gamma precision (±)	150	pCi/L				1	E901.1	10/27/08 11:00/eli-c
RADIONUCLIDES - SUSPENDED								
Lead 210	6.6	pCi/L	U			1	E909.0M	11/11/08 10:15/eli-c
Lead 210 precision (±)	4.2	pCi/L				1	E909.0M	11/11/08 10:15/eli-c
Lead 210 MDC	6.8	pCi/L				1	E909.0M	11/11/08 10:15/eli-c
Polonium 210	1.0	pCi/L	U	1.0		1	RMO-3008	11/13/08 12:40/eli-c
Polonium 210 precision (±)	0.68	pCi/L				1	RMO-3008	11/13/08 12:40/eli-c
Radium 226	9.0	pCi/L				1	E903.0	11/11/08 11:22/eli-c
Radium 226 precision (±)	1	pCi/L				1	E903.0	11/11/08 11:22/eli-c
Radium 226 MDC	0.5	pCi/L				1	E903.0	11/11/08 11:22/eli-c

Report Definitions: RL - Analyte reporting limit.
QCL - Quality control limit.
MDC - Minimum detectable concentration

MCL - Maximum contaminant level.
ND - Not detected at the reporting limit.
U - Not detected at minimum detectable concentration

Page 5 of 42



LABORATORY ANALYTICAL REPORT

Client: RESPEC Inc
Project: Edgemont
Lab ID: R08100295-002
Client Sample ID: DewBurd GW680

Report Date: 12/29/08
Collection Date: 10/20/08 12:10
Date Received: 10/22/08
Matrix: AQUEOUS

Analyses	Result	Units	Qual	RL	MCL/ QCL	DF	Method	Analysis Date / By
RADIONUCLIDES - SUSPENDED								
Thorium 230	-0.2	pCi/L	U	0.2		1	E907.0	11/07/08 14:30/eli-c
Thorium 230 precision (±)	0.05	pCi/L				1	E907.0	11/07/08 14:30/eli-c
RADIONUCLIDES - TOTAL								
Radon 222	66700	pCi/L		100		1	D5072-92	10/24/08 12:24/eli-c
Radon 222 precision (±)	365	pCi/L				1	D5072-92	10/24/08 12:24/eli-c
TOTAL METALS ANALYSES								
Antimony	ND	mg/L		0.003		1	E200.8	10/30/08 02:48/eli-c
Arsenic	0.008	mg/L	L	0.002		1	E200.8	10/30/08 02:48/eli-c
Barium	ND	mg/L		0.1		1	E200.8	10/30/08 02:48/eli-c
Beryllium	ND	mg/L		0.001		1	E200.8	10/30/08 02:48/eli-c
Boron	0.1	mg/L		0.1		2	E200.7	11/05/08 20:33/eli-c
Cadmium	ND	mg/L		0.005		1	E200.8	10/30/08 02:48/eli-c
Chromium	ND	mg/L		0.05		1	E200.8	10/30/08 02:48/eli-c
Copper	ND	mg/L		0.01		1	E200.8	10/30/08 02:48/eli-c
Iron	0.29	mg/L		0.03		2	E200.7	11/05/08 20:33/eli-c
Lead	ND	mg/L		0.001		1	E200.8	10/30/08 02:48/eli-c
Manganese	0.46	mg/L		0.01		2	E200.7	11/05/08 20:33/eli-c
Mercury	ND	mg/L		0.001		1	E245.1	10/27/08 09:32/eli-b
Molybdenum	ND	mg/L		0.1		1	E200.8	10/30/08 02:48/eli-c
Nickel	ND	mg/L		0.05		1	E200.8	10/30/08 02:48/eli-c
Selenium	ND	mg/L		0.001		1	E200.8	10/30/08 02:48/eli-c
Silver	ND	mg/L		0.005		1	E200.8	10/30/08 02:48/eli-c
Strontium	7.4	mg/L		0.1		2	E200.7	11/05/08 20:33/eli-c
Thallium	ND	mg/L		0.001		1	E200.8	10/30/08 02:48/eli-c
Uranium	0.0209	mg/L		0.0003		1	E200.8	10/30/08 02:48/eli-c
Zinc	ND	mg/L		0.01		1	E200.8	10/30/08 02:48/eli-c
DATA QUALITY								
A/C Balance (± 5)	3.49	%				1	A1030 E	12/10/08 00:00/jmh
Anions	33.5	meq/L				1	A1030 E	12/10/08 00:00/jmh
Cations	35.9	meq/L				1	A1030 E	12/10/08 00:00/jmh
Solids, Total Dissolved Calculated	2200	mg/L				1	A1030 E	12/10/08 00:00/jmh
TDS Balance (0.80 - 1.20)	1.08					1	A1030 E	12/10/08 00:00/jmh

Report RL - Analyte reporting limit.
Definitions: QCL - Quality control limit.
MDC - Minimum detectable concentration
U - Not detected at minimum detectable concentration

MCL - Maximum contaminant level.
ND - Not detected at the reporting limit.
L - Lowest available reporting limit for the analytical method used.

Page 6 of 42



LABORATORY ANALYTICAL REPORT

Client: RESPEC Inc
Project: Edgemont
Lab ID: R08100295-003
Client Sample ID: DewBurd GW680

Report Date: 12/29/08
Collection Date: 10/20/08 12:10
Date Received: 10/22/08
Matrix: AQUEOUS

Analyses	Result	Units	Qual	RL	MCL/ QCL	DF	Method	Analysis Date / By
MAJOR IONS								
Alkalinity, Total as CaCO ₃	338	mg/L		5		1	A2320 B	10/27/08 15:50/mb
Carbonate as CO ₃	ND	mg/L		5		1	A2320 B	10/27/08 15:50/mb
Bicarbonate as HCO ₃	412	mg/L		5		1	A2320 B	10/27/08 15:50/mb
Calcium	382	mg/L		0.5		2	E200.7	11/05/08 17:36/eli-c
Chloride	14	mg/L		1		1	E300.0	10/22/08 21:53/jmh
Fluoride	0.2	mg/L		0.1		1	E300.0	10/22/08 21:53/jmh
Magnesium	123	mg/L		0.5		2	E200.7	11/05/08 17:36/eli-c
Nitrogen, Ammonia as N	ND	mg/L		0.1		1	A4500-NH ₃ G	10/23/08 17:53/jmh
Nitrogen, Nitrate as N	ND	mg/L		0.1		1	E300.0	10/22/08 21:53/jmh
Nitrogen, Nitrite as N	ND	mg/L		0.1		1	E300.0	10/22/08 21:53/jmh
Potassium	18.8	mg/L		0.5		2	E200.7	11/05/08 17:36/eli-c
Sodium	141	mg/L	D	2		2	E200.7	11/05/08 17:36/eli-c
Sulfate	1380	mg/L	D	3		50	E300.0	10/22/08 21:36/jmh
Silica	8.4	mg/L		0.2		2	E200.7	11/05/08 17:36/eli-c
PHYSICAL PROPERTIES								
Conductivity @ 25 C	2660	umhos/cm		5.0		1	A2510 B	10/28/08 17:17/tb
Oxidation-Reduction Potential	210	mV				1	A2580 B	10/27/08 19:00/jmh
pH	7.60	s.u.		0.01		1	A4500-H B	10/28/08 13:35/tb
Sodium Adsorption Ratio (SAR)	1.6	unitless		0.10		1	Calculation	12/10/08 17:07/ADM
Solids, Total Dissolved TDS @ 180 C	2100	mg/L		5		1	A2540 C	10/24/08 15:45/mb
METALS - DISSOLVED								
Aluminum	ND	mg/L		0.1		1	E200.8	11/05/08 05:38/eli-c
Arsenic	0.001	mg/L		0.001		1	E200.8	11/05/08 05:38/eli-c
Barium	ND	mg/L		0.1		1	E200.8	11/05/08 05:38/eli-c
Boron	0.1	mg/L		0.1		2	E200.7	11/05/08 17:36/eli-c
Cadmium	ND	mg/L		0.005		1	E200.8	11/05/08 05:38/eli-c
Chromium	ND	mg/L		0.05		1	E200.8	11/05/08 05:38/eli-c
Copper	ND	mg/L		0.01		1	E200.8	11/05/08 05:38/eli-c
Iron	0.07	mg/L		0.03		2	E200.7	11/05/08 17:36/eli-c
Lead	ND	mg/L		0.001		1	E200.8	11/05/08 05:38/eli-c
Manganese	0.41	mg/L		0.01		1	E200.8	11/05/08 05:38/eli-c
Mercury	ND	mg/L		0.001		1	E200.8	11/05/08 05:38/eli-c
Molybdenum	ND	mg/L		0.1		1	E200.8	11/05/08 05:38/eli-c
Nickel	ND	mg/L		0.05		1	E200.8	11/05/08 05:38/eli-c
Selenium	ND	mg/L		0.001		1	A3114 B	10/31/08 09:43/eli-c
Silver	ND	mg/L		0.005		1	E200.8	11/05/08 13:43/eli-c
Thorium 232	ND	mg/L		0.005		1	E200.8	11/05/08 05:38/eli-c

Report RL - Analyte reporting limit.

Definitions: QCL - Quality control limit.

MDC - Minimum detectable concentration

MCL - Maximum contaminant level.

ND - Not detected at the reporting limit.

D - RL increased due to sample matrix interference.

Page 7 of 42



LABORATORY ANALYTICAL REPORT

Client: RESPEC Inc
Project: Edgemont
Lab ID: R08100295-003
Client Sample ID: DewBurd GW680

Report Date: 12/29/08
Collection Date: 10/20/08 12:10
Date Received: 10/22/08
Matrix: AQUEOUS

Analyses	Result	Units	Qual	RL	MCL/ QCL	DF	Method	Analysis Date / By
METALS - DISSOLVED								
Uranium	0.0176	mg/L		0.0003		1	E200.8	11/05/08 05:38/eli-c
Vanadium	ND	mg/L		0.1		1	E200.8	11/05/08 05:38/eli-c
Zinc	ND	mg/L		0.01		1	E200.8	11/05/08 05:38/eli-c
METALS - SUSPENDED								
Uranium	0.0003	mg/L		0.0003		1	E200.8	11/06/08 15:32/eli-c
METALS - SPECIATED								
Selenium-IV	ND	mg/L		0.001		1	A3114 B	10/30/08 14:41/eli-c
Selenium-VI	ND	mg/L		0.001		1	A3114 B	10/31/08 10:28/eli-c
RADIONUCLIDES - DISSOLVED								
Gross Alpha	4200	pCi/L				1	E900.0	11/22/08 01:24/eli-c
Gross Alpha precision (±)	63.0	pCi/L				1	E900.0	11/22/08 01:24/eli-c
Gross Alpha MDC	7.0	pCi/L				1	E900.0	11/22/08 01:24/eli-c
Gross Beta	1190	pCi/L				1	E900.0	11/22/08 01:24/eli-c
Gross Beta precision (±)	16.8	pCi/L				1	E900.0	11/22/08 01:24/eli-c
Gross Beta MDC	9.5	pCi/L				1	E900.0	11/22/08 01:24/eli-c
Lead 210	18.2	pCi/L				1	E909.0M	11/06/08 09:13/eli-c
Lead 210 precision (±)	3.9	pCi/L				1	E909.0M	11/06/08 09:13/eli-c
Lead 210 MDC	6.1	pCi/L				1	E909.0M	11/06/08 09:13/eli-c
Polonium 210	0.3	pCi/L	U	1.0		1	RMO-3008	11/19/08 09:23/eli-c
Polonium 210 precision (±)	0.31	pCi/L				1	RMO-3008	11/19/08 09:23/eli-c
Radium 226	1190	pCi/L				1	E903.0	11/11/08 00:38/eli-c
Radium 226 precision (±)	6.2	pCi/L				1	E903.0	11/11/08 00:38/eli-c
Thorium 230	0.0	pCi/L	U	0.2		1	E907.0	11/20/08 08:50/eli-c
Thorium 230 precision (±)	0.1	pCi/L				1	E907.0	11/20/08 08:50/eli-c
Gross Gamma	4400	pCi/L				1	E901.1	10/27/08 11:00/eli-c
Gross Gamma precision (±)	150	pCi/L				1	E901.1	10/27/08 11:00/eli-c
RADIONUCLIDES - SUSPENDED								
Lead 210	4.1	pCi/L	U			1	E909.0M	11/11/08 10:15/eli-c
Lead 210 precision (±)	4.1	pCi/L				1	E909.0M	11/11/08 10:15/eli-c
Lead 210 MDC	6.8	pCi/L				1	E909.0M	11/11/08 10:15/eli-c
Polonium 210	1.4	pCi/L		1.0		1	RMO-3008	11/13/08 12:40/eli-c
Polonium 210 precision (±)	0.80	pCi/L				1	RMO-3008	11/13/08 12:40/eli-c
Radium 226	6.9	pCi/L				1	E903.0	11/11/08 11:22/eli-c
Radium 226 precision (±)	0.9	pCi/L				1	E903.0	11/11/08 11:22/eli-c
Radium 226 MDC	0.5	pCi/L				1	E903.0	11/11/08 11:22/eli-c

Report RL - Analyte reporting limit.
Definitions: QCL - Quality control limit.
MDC - Minimum detectable concentration

MCL - Maximum contaminant level.
ND - Not detected at the reporting limit.
U - Not detected at minimum detectable concentration

Page 8 of 42



LABORATORY ANALYTICAL REPORT

Client: RESPEC Inc
Project: Edgemont
Lab ID: R08100295-003
Client Sample ID: DewBurd GW680

Report Date: 12/29/08
Collection Date: 10/20/08 12:10
Date Received: 10/22/08
Matrix: AQUEOUS

Analyses	Result	Units	Qual	RL	MCL/ QCL	DF	Method	Analysis Date / By
RADIONUCLIDES - SUSPENDED								
Thorium 230	-0.1	pCi/L	U	0.2		1	E907.0	11/07/08 14:30/eli-c
Thorium 230 precision (±)	0.05	pCi/L				1	E907.0	11/07/08 14:30/eli-c
RADIONUCLIDES - TOTAL								
Radon 222	74300	pCi/L		100		1	D5072-92	10/24/08 12:24/eli-c
Radon 222 precision (±)	385	pCi/L				1	D5072-92	10/24/08 12:24/eli-c
TOTAL METALS ANALYSES								
Antimony	ND	mg/L		0.003		1	E200.8	10/30/08 02:55/eli-c
Arsenic	0.007	mg/L	L	0.002		1	E200.8	10/30/08 02:55/eli-c
Barium	ND	mg/L		0.1		1	E200.8	10/30/08 02:55/eli-c
Beryllium	ND	mg/L		0.001		1	E200.8	10/30/08 02:55/eli-c
Boron	0.1	mg/L		0.1		2	E200.7	11/05/08 20:37/eli-c
Cadmium	ND	mg/L		0.005		1	E200.8	10/30/08 02:55/eli-c
Chromium	ND	mg/L		0.05		1	E200.8	10/30/08 02:55/eli-c
Copper	ND	mg/L		0.01		1	E200.8	10/30/08 02:55/eli-c
Iron	0.29	mg/L		0.03		2	E200.7	11/05/08 20:37/eli-c
Lead	ND	mg/L		0.001		1	E200.8	10/30/08 02:55/eli-c
Manganese	0.44	mg/L		0.01		2	E200.7	11/05/08 20:37/eli-c
Mercury	ND	mg/L		0.001		1	E245.1	10/27/08 09:34/eli-b
Molybdenum	ND	mg/L		0.1		1	E200.8	10/30/08 02:55/eli-c
Nickel	ND	mg/L		0.05		1	E200.8	10/30/08 02:55/eli-c
Selenium	ND	mg/L		0.001		1	E200.8	10/30/08 02:55/eli-c
Silver	ND	mg/L		0.005		1	E200.8	10/30/08 02:55/eli-c
Strontium	7.2	mg/L		0.1		2	E200.7	11/05/08 20:37/eli-c
Thallium	ND	mg/L		0.001		1	E200.8	10/30/08 02:55/eli-c
Uranium	0.0210	mg/L		0.0003		1	E200.8	10/30/08 02:55/eli-c
Zinc	ND	mg/L		0.01		1	E200.8	10/30/08 02:55/eli-c
DATA QUALITY								
A/C Balance (± 5)	-0.230	%				1	A1030 E	12/10/08 00:00/jmh
Anions	36.0	meq/L				1	A1030 E	12/10/08 00:00/jmh
Cations	35.8	meq/L				1	A1030 E	12/10/08 00:00/jmh
Solids, Total Dissolved Calculated	2290	mg/L				1	A1030 E	12/10/08 00:00/jmh
TDS Balance (0.80 - 1.20)	0.910					1	A1030 E	12/10/08 00:00/jmh

Report RL - Analyte reporting limit.
Definitions: QCL - Quality control limit.
MDC - Minimum detectable concentration
U - Not detected at minimum detectable concentration

MCL - Maximum contaminant level.
ND - Not detected at the reporting limit.
L - Lowest available reporting limit for the analytical method used.

Page 9 of 42



LABORATORY ANALYTICAL REPORT

Client: RESPEC Inc
Project: Edgemont
Lab ID: R08100295-004
Client Sample ID: DewBurd GW698

Report Date: 12/29/08
Collection Date: 10/20/08 13:52
Date Received: 10/22/08
Matrix: AQUEOUS

Analyses	Result	Units	Qual	RL	MCL/ QCL	DF	Method	Analysis Date / By
MAJOR IONS								
Alkalinity, Total as CaCO3	114	mg/L		5		1	A2320 B	10/27/08 15:52/mb
Carbonate as CO3	ND	mg/L		5		1	A2320 B	10/27/08 15:52/mb
Bicarbonate as HCO3	139	mg/L		5		1	A2320 B	10/27/08 15:52/mb
Calcium	366	mg/L		0.5		2	E200.7	11/05/08 17:40/eli-c
Chloride	10	mg/L		1		1	E300.0	10/22/08 23:31/jmh
Fluoride	0.2	mg/L		0.1		1	E300.0	10/22/08 23:31/jmh
Magnesium	128	mg/L		0.5		2	E200.7	11/05/08 17:40/eli-c
Nitrogen, Ammonia as N	0.2	mg/L		0.1		1	A4500-NH3 G	10/23/08 17:55/jmh
Nitrogen, Nitrate as N	ND	mg/L		0.1		1	E300.0	10/22/08 23:31/jmh
Nitrogen, Nitrite as N	ND	mg/L		0.1		1	E300.0	10/22/08 23:31/jmh
Potassium	15.1	mg/L		0.5		2	E200.7	11/05/08 17:40/eli-c
Sodium	84	mg/L	D	2		2	E200.7	11/05/08 17:40/eli-c
Sulfate	1380	mg/L	D	3		50	E300.0	10/22/08 22:42/jmh
Silica	10.5	mg/L		0.2		2	E200.7	11/05/08 17:40/eli-c
PHYSICAL PROPERTIES								
Conductivity @ 25 C	2480	umhos/cm		5.0		1	A2510 B	10/28/08 17:18/tb
Oxidation-Reduction Potential	64	mV				1	A2580 B	10/27/08 19:00/jmh
pH	7.34	s.u.		0.01		1	A4500-H B	10/28/08 13:38/tb
Sodium Adsorption Ratio (SAR)	0.96	unitless		0.10		1	Calculation	12/10/08 17:07/ADM
Solids, Total Dissolved TDS @ 180 C	2300	mg/L		5		1	A2540 C	10/27/08 10:44/mb
METALS - DISSOLVED								
Aluminum	ND	mg/L		0.1		1	E200.8	11/05/08 05:45/eli-c
Arsenic	ND	mg/L		0.001		1	E200.8	11/05/08 05:45/eli-c
Barium	ND	mg/L		0.1		1	E200.8	11/05/08 05:45/eli-c
Boron	ND	mg/L		0.1		2	E200.7	11/05/08 17:40/eli-c
Cadmium	ND	mg/L		0.005		1	E200.8	11/05/08 05:45/eli-c
Chromium	ND	mg/L		0.05		1	E200.8	11/05/08 05:45/eli-c
Copper	ND	mg/L		0.01		1	E200.8	11/05/08 05:45/eli-c
Iron	2.67	mg/L		0.03		2	E200.7	11/05/08 17:40/eli-c
Lead	ND	mg/L		0.001		1	E200.8	11/05/08 05:45/eli-c
Manganese	2.37	mg/L		0.01		1	E200.8	11/05/08 05:45/eli-c
Mercury	ND	mg/L		0.001		1	E200.8	11/05/08 05:45/eli-c
Molybdenum	ND	mg/L		0.1		1	E200.8	11/05/08 05:45/eli-c
Nickel	ND	mg/L		0.05		1	E200.8	11/05/08 05:45/eli-c
Selenium	ND	mg/L		0.001		1	A3114 B	10/31/08 09:45/eli-c
Silver	ND	mg/L		0.005		1	E200.8	11/05/08 13:49/eli-c
Thorium 232	ND	mg/L		0.005		1	E200.8	11/05/08 05:45/eli-c

Report RL - Analyte reporting limit.
Definitions: QCL - Quality control limit.
MDC - Minimum detectable concentration

MCL - Maximum contaminant level.
ND - Not detected at the reporting limit.
D - RL increased due to sample matrix interference.

Page 10 of 42



LABORATORY ANALYTICAL REPORT

Client: RESPEC Inc
Project: Edgemont
Lab ID: R08100295-004
Client Sample ID: DewBurd GW698

Report Date: 12/29/08
Collection Date: 10/20/08 13:52
Date Received: 10/22/08
Matrix: AQUEOUS

Analyses	Result	Units	Qual	RL	MCL/ QCL	DF	Method	Analysis Date / By
METALS - DISSOLVED								
Uranium	0.103	mg/L		0.0003		1	E200.8	11/05/08 05:45/eli-c
Vanadium	ND	mg/L		0.1		1	E200.8	11/05/08 05:45/eli-c
Zinc	ND	mg/L		0.01		1	E200.8	11/05/08 05:45/eli-c
METALS - SUSPENDED								
Uranium	0.0036	mg/L		0.0003		1	E200.8	11/06/08 15:37/eli-c
METALS - SPECIATED								
Selenium-IV	ND	mg/L		0.001		1	A3114 B	10/30/08 14:43/eli-c
Selenium-VI	ND	mg/L		0.001		1	A3114 B	10/31/08 10:28/eli-c
RADIONUCLIDES - DISSOLVED								
Gross Alpha	1330	pCi/L				1	E900.0	11/22/08 01:24/eli-c
Gross Alpha precision (±)	34.2	pCi/L				1	E900.0	11/22/08 01:24/eli-c
Gross Alpha MDC	6.5	pCi/L				1	E900.0	11/22/08 01:24/eli-c
Gross Beta	399	pCi/L				1	E900.0	11/22/08 01:24/eli-c
Gross Beta precision (±)	10.7	pCi/L				1	E900.0	11/22/08 01:24/eli-c
Gross Beta MDC	9.4	pCi/L				1	E900.0	11/22/08 01:24/eli-c
Lead 210	6.8	pCi/L				1	E909.0M	11/06/08 09:13/eli-c
Lead 210 precision (±)	3.8	pCi/L				1	E909.0M	11/06/08 09:13/eli-c
Lead 210 MDC	6.1	pCi/L				1	E909.0M	11/06/08 09:13/eli-c
Polonium 210	0.3	pCi/L	U	1.0		1	RMO-3008	11/19/08 09:23/eli-c
Polonium 210 precision (±)	0.42	pCi/L				1	RMO-3008	11/19/08 09:23/eli-c
Radium 226	347	pCi/L				1	E903.0	11/11/08 00:38/eli-c
Radium 226 precision (±)	3.5	pCi/L				1	E903.0	11/11/08 00:38/eli-c
Thorium 230	0.0	pCi/L	U	0.2		1	E907.0	11/20/08 08:50/eli-c
Thorium 230 precision (±)	0.08	pCi/L				1	E907.0	11/20/08 08:50/eli-c
Gross Gamma	1700	pCi/L				1	E901.1	10/27/08 11:00/eli-c
Gross Gamma precision (±)	100	pCi/L				1	E901.1	10/27/08 11:00/eli-c
RADIONUCLIDES - SUSPENDED								
Lead 210	4.7	pCi/L	U			1	E909.0M	11/11/08 10:15/eli-c
Lead 210 precision (±)	4.1	pCi/L				1	E909.0M	11/11/08 10:15/eli-c
Lead 210 MDC	6.8	pCi/L				1	E909.0M	11/11/08 10:15/eli-c
Polonium 210	1.0	pCi/L		1.0		1	RMO-3008	11/13/08 12:40/eli-c
Polonium 210 precision (±)	0.68	pCi/L				1	RMO-3008	11/13/08 12:40/eli-c
Radium 226	7.4	pCi/L				1	E903.0	11/11/08 11:22/eli-c
Radium 226 precision (±)	0.9	pCi/L				1	E903.0	11/11/08 11:22/eli-c
Radium 226 MDC	0.5	pCi/L				1	E903.0	11/11/08 11:22/eli-c

Report RL - Analyte reporting limit.
Definitions: QCL - Quality control limit.
MDC - Minimum detectable concentration

MCL - Maximum contaminant level.
ND - Not detected at the reporting limit.
U - Not detected at minimum detectable concentration

Page 11 of 42



LABORATORY ANALYTICAL REPORT

Client: RESPEC Inc
Project: Edgemont
Lab ID: R08100295-004
Client Sample ID: DewBurd GW698

Report Date: 12/29/08
Collection Date: 10/20/08 13:52
Date Received: 10/22/08
Matrix: AQUEOUS

Analyses	Result	Units	Qual	RL	MCL/ QCL	DF	Method	Analysis Date / By
RADIONUCLIDES - SUSPENDED								
Thorium 230	0.2	pCi/L	U	0.2		1	E907.0	11/07/08 14:30/eli-c
Thorium 230 precision (±)	0.05	pCi/L				1	E907.0	11/07/08 14:30/eli-c
RADIONUCLIDES - TOTAL								
Radon 222	38200	pCi/L		100		1	D5072-92	10/24/08 12:24/eli-c
Radon 222 precision (±)	278	pCi/L				1	D5072-92	10/24/08 12:24/eli-c
TOTAL METALS ANALYSES								
Antimony	ND	mg/L		0.003		1	E200.8	10/30/08 03:02/eli-c
Arsenic	0.006	mg/L	L	0.002		1	E200.8	10/30/08 03:02/eli-c
Barium	ND	mg/L		0.1		1	E200.8	10/30/08 03:02/eli-c
Beryllium	ND	mg/L		0.001		1	E200.8	10/30/08 03:02/eli-c
Boron	ND	mg/L		0.1		2	E200.7	11/05/08 20:41/eli-c
Cadmium	ND	mg/L		0.005		1	E200.8	10/30/08 03:02/eli-c
Chromium	ND	mg/L		0.05		1	E200.8	10/30/08 03:02/eli-c
Copper	ND	mg/L		0.01		1	E200.8	10/30/08 03:02/eli-c
Iron	4.86	mg/L		0.03		2	E200.7	11/05/08 20:41/eli-c
Lead	ND	mg/L		0.001		1	E200.8	10/30/08 03:02/eli-c
Manganese	2.47	mg/L		0.01		2	E200.7	11/05/08 20:41/eli-c
Mercury	ND	mg/L		0.001		1	E245.1	10/27/08 09:37/eli-b
Molybdenum	ND	mg/L		0.1		1	E200.8	10/30/08 03:02/eli-c
Nickel	ND	mg/L		0.05		1	E200.8	10/30/08 03:02/eli-c
Selenium	ND	mg/L		0.001		1	E200.8	10/30/08 03:02/eli-c
Silver	ND	mg/L		0.005		1	E200.8	10/30/08 03:02/eli-c
Strontium	4.9	mg/L		0.1		2	E200.7	11/05/08 20:41/eli-c
Thallium	ND	mg/L		0.001		1	E200.8	10/30/08 03:02/eli-c
Uranium	0.132	mg/L		0.0003		1	E200.8	10/30/08 03:02/eli-c
Zinc	ND	mg/L		0.01		1	E200.8	10/30/08 03:02/eli-c
DATA QUALITY								
A/C Balance (± 5)	2.91	%				1	A1030 E	12/10/08 00:00/jmh
Anions	31.2	meq/L				1	A1030 E	12/10/08 00:00/jmh
Cations	33.1	meq/L				1	A1030 E	12/10/08 00:00/jmh
Solids, Total Dissolved Calculated	2080	mg/L				1	A1030 E	12/10/08 00:00/jmh
TDS Balance (0.80 - 1.20)	1.10					1	A1030 E	12/10/08 00:00/jmh

Report RL - Analyte reporting limit.
Definitions: QCL - Quality control limit.
MDC - Minimum detectable concentration
U - Not detected at minimum detectable concentration

MCL - Maximum contaminant level.
ND - Not detected at the reporting limit.
L - Lowest available reporting limit for the analytical method used.

Page 12 of 42



LABORATORY ANALYTICAL REPORT

Client: RESPEC Inc
Project: Edgemont
Lab ID: R08100295-005
Client Sample ID: DewBurd GW688

Report Date: 12/29/08
Collection Date: 10/20/08 12:15
Date Received: 10/22/08
Matrix: AQUEOUS

Analyses	Result	Units	Qual	RL	MCL/ QCL	DF	Method	Analysis Date / By
MAJOR IONS								
Alkalinity, Total as CaCO ₃	162	mg/L		5		1	A2320 B	10/27/08 15:54/mb
Carbonate as CO ₃	ND	mg/L		5		1	A2320 B	10/27/08 15:54/mb
Bicarbonate as HCO ₃	197	mg/L		5		1	A2320 B	10/27/08 15:54/mb
Calcium	49.0	mg/L		0.5		2	E200.7	11/05/08 17:44/eli-c
Chloride	12	mg/L		1		1	E300.0	10/23/08 00:04/jmh
Fluoride	0.4	mg/L		0.1		1	E300.0	10/23/08 00:04/jmh
Magnesium	20.1	mg/L		0.5		2	E200.7	11/05/08 17:44/eli-c
Nitrogen, Ammonia as N	0.2	mg/L		0.1		1	A4500-NH ₃ G	10/23/08 17:56/jmh
Nitrogen, Nitrate as N	ND	mg/L		0.1		1	E300.0	10/23/08 00:04/jmh
Nitrogen, Nitrite as N	ND	mg/L		0.1		1	E300.0	10/23/08 00:04/jmh
Potassium	12.0	mg/L		0.5		2	E200.7	11/05/08 17:44/eli-c
Sodium	193	mg/L	D	2		2	E200.7	11/05/08 17:44/eli-c
Sulfate	450	mg/L	D	3		50	E300.0	10/22/08 23:48/jmh
Silica	8.4	mg/L		0.2		2	E200.7	11/05/08 17:44/eli-c
PHYSICAL PROPERTIES								
Conductivity @ 25 C	1260	umhos/cm		5.0		1	A2510 B	10/28/08 17:19/tb
Oxidation-Reduction Potential	170	mV				1	A2580 B	10/27/08 19:00/jmh
pH	8.15	s.u.		0.01		1	A4500-H B	10/28/08 13:40/tb
Sodium Adsorption Ratio (SAR)	5.9	unitless		0.10		1	Calculation	12/10/08 17:07/ADM
Solids, Total Dissolved TDS @ 180 C	810	mg/L		5		1	A2540 C	10/24/08 15:46/mb
METALS - DISSOLVED								
Aluminum	ND	mg/L		0.1		1	E200.8	11/05/08 05:52/eli-c
Arsenic	0.001	mg/L		0.001		1	E200.8	11/05/08 05:52/eli-c
Barium	ND	mg/L		0.1		1	E200.8	11/05/08 05:52/eli-c
Boron	ND	mg/L		0.1		2	E200.7	11/05/08 17:44/eli-c
Cadmium	ND	mg/L		0.005		1	E200.8	11/05/08 05:52/eli-c
Chromium	ND	mg/L		0.05		1	E200.8	11/05/08 05:52/eli-c
Copper	ND	mg/L		0.01		1	E200.8	11/05/08 05:52/eli-c
Iron	0.05	mg/L		0.03		2	E200.7	11/05/08 17:44/eli-c
Lead	ND	mg/L		0.001		1	E200.8	11/05/08 05:52/eli-c
Manganese	0.06	mg/L		0.01		1	E200.8	11/05/08 05:52/eli-c
Mercury	ND	mg/L		0.001		1	E200.8	11/05/08 05:52/eli-c
Molybdenum	ND	mg/L		0.1		1	E200.8	11/05/08 05:52/eli-c
Nickel	ND	mg/L		0.05		1	E200.8	11/05/08 05:52/eli-c
Selenium	ND	mg/L		0.001		1	A3114 B	10/31/08 09:47/eli-c
Silver	ND	mg/L		0.005		1	E200.8	11/05/08 13:56/eli-c
Thorium 232	ND	mg/L		0.005		1	E200.8	11/05/08 05:52/eli-c

Report RL - Analyte reporting limit.
Definitions: QCL - Quality control limit.
MDC - Minimum detectable concentration

MCL - Maximum contaminant level.
ND - Not detected at the reporting limit.
D - RL increased due to sample matrix interference.

Page 13 of 42



LABORATORY ANALYTICAL REPORT

Client: RESPEC Inc
Project: Edgemont
Lab ID: R08100295-005
Client Sample ID: DewBurd GW688

Report Date: 12/29/08
Collection Date: 10/20/08 12:15
Date Received: 10/22/08
Matrix: AQUEOUS

Analyses	Result	Units	Qual	MCL/		DF	Method	Analysis Date / By
				RL	QCL			
METALS - DISSOLVED								
Uranium	ND	mg/L		0.0003		1	E200.8	11/05/08 05:52/eli-c
Vanadium	ND	mg/L		0.1		1	E200.8	11/05/08 05:52/eli-c
Zinc	ND	mg/L		0.01		1	E200.8	11/05/08 05:52/eli-c
METALS - SUSPENDED								
Uranium	ND	mg/L		0.0003		1	E200.8	11/06/08 15:41/eli-c
METALS - SPECIATED								
Selenium-IV	ND	mg/L		0.001		1	A3114 B	10/30/08 14:45/eli-c
Selenium-VI	ND	mg/L		0.001		1	A3114 B	10/31/08 10:28/eli-c
RADIONUCLIDES - DISSOLVED								
Gross Alpha	10.2	pCi/L				1	E900.0	11/22/08 01:24/eli-ca
Gross Alpha precision (±)	2.5	pCi/L				1	E900.0	11/22/08 01:24/eli-ca
Gross Alpha MDC	2.8	pCi/L				1	E900.0	11/22/08 01:24/eli-ca
Gross Beta	14.9	pCi/L				1	E900.0	11/22/08 01:24/eli-ca
Gross Beta precision (±)	2.4	pCi/L				1	E900.0	11/22/08 01:24/eli-ca
Gross Beta MDC	3.6	pCi/L				1	E900.0	11/22/08 01:24/eli-ca
Lead 210	1.1	pCi/L	U			1	E909.0M	11/06/08 09:13/eli-c
Lead 210 precision (±)	3.7	pCi/L				1	E909.0M	11/06/08 09:13/eli-c
Lead 210 MDC	6.1	pCi/L				1	E909.0M	11/06/08 09:13/eli-c
Polonium 210	0.0	pCi/L	U	1.0		1	RMO-3008	11/19/08 09:23/eli-c
Polonium 210 precision (±)	0.24	pCi/L				1	RMO-3008	11/19/08 09:23/eli-c
Radium 226	1.6	pCi/L				1	E903.0	11/11/08 00:38/eli-c
Radium 226 precision (±)	0.3	pCi/L				1	E903.0	11/11/08 00:38/eli-c
Thorium 230	0.0	pCi/L	U	0.2		1	E907.0	11/20/08 08:50/eli-c
Thorium 230 precision (±)	0.1	pCi/L				1	E907.0	11/20/08 08:50/eli-c
Gross Gamma	310	pCi/L				1	E901.1	10/27/08 11:00/eli-c
Gross Gamma precision (±)	53	pCi/L				1	E901.1	10/27/08 11:00/eli-c
RADIONUCLIDES - SUSPENDED								
Lead 210	-3	pCi/L	U			1	E909.0M	11/11/08 10:15/eli-c
Lead 210 precision (±)	4.0	pCi/L				1	E909.0M	11/11/08 10:15/eli-c
Lead 210 MDC	6.8	pCi/L				1	E909.0M	11/11/08 10:15/eli-c
Polonium 210	0.0	pCi/L	U	1.0		1	RMO-3008	11/13/08 12:40/eli-c
Polonium 210 precision (±)	0.14	pCi/L				1	RMO-3008	11/13/08 12:40/eli-c
Radium 226	-0.3	pCi/L	U			1	E903.0	11/11/08 13:02/eli-c
Radium 226 precision (±)	0.2	pCi/L				1	E903.0	11/11/08 13:02/eli-c
Radium 226 MDC	0.5	pCi/L				1	E903.0	11/11/08 13:02/eli-c

Report Definitions: RL - Analyte reporting limit.
QCL - Quality control limit.
MDC - Minimum detectable concentration

MCL - Maximum contaminant level.
ND - Not detected at the reporting limit.
U - Not detected at minimum detectable concentration

Page 14 of 42



LABORATORY ANALYTICAL REPORT

Client: RESPEC Inc
Project: Edgemont
Lab ID: R08100295-005
Client Sample ID: DewBurd GW688

Report Date: 12/29/08
Collection Date: 10/20/08 12:15
Date Received: 10/22/08
Matrix: AQUEOUS

Analyses	Result	Units	Qual	RL	MCL/ QCL	DF	Method	Analysis Date / By
RADIONUCLIDES - SUSPENDED								
Thorium 230	0.0	pCi/L	U	0.2		1	E907.0	11/07/08 14:30/eli-c
Thorium 230 precision (±)	0.05	pCi/L				1	E907.0	11/07/08 14:30/eli-c
RADIONUCLIDES - TOTAL								
Radon 222	184	pCi/L		100		1	D5072-92	10/24/08 12:24/eli-c
Radon 222 precision (±)	69.2	pCi/L				1	D5072-92	10/24/08 12:24/eli-c
TOTAL METALS ANALYSES								
Antimony	ND	mg/L		0.003		1	E200.8	10/30/08 03:09/eli-c
Arsenic	0.004	mg/L	L	0.002		1	E200.8	10/30/08 03:09/eli-c
Barium	ND	mg/L		0.1		1	E200.8	10/30/08 03:09/eli-c
Beryllium	ND	mg/L		0.001		1	E200.8	10/30/08 03:09/eli-c
Boron	ND	mg/L		0.1		2	E200.7	11/05/08 20:45/eli-c
Cadmium	ND	mg/L		0.005		1	E200.8	10/30/08 03:09/eli-c
Chromium	ND	mg/L		0.05		1	E200.8	10/30/08 03:09/eli-c
Copper	ND	mg/L		0.01		1	E200.8	10/30/08 03:09/eli-c
Iron	0.16	mg/L		0.03		2	E200.7	11/05/08 20:45/eli-c
Lead	ND	mg/L		0.001		1	E200.8	10/30/08 03:09/eli-c
Manganese	0.06	mg/L		0.01		2	E200.7	11/05/08 20:45/eli-c
Mercury	ND	mg/L		0.001		1	E245.1	10/27/08 09:44/eli-b
Molybdenum	ND	mg/L		0.1		1	E200.8	10/30/08 03:09/eli-c
Nickel	ND	mg/L		0.05		1	E200.8	10/30/08 03:09/eli-c
Selenium	ND	mg/L		0.001		1	E200.8	10/30/08 03:09/eli-c
Silver	ND	mg/L		0.005		1	E200.8	10/30/08 03:09/eli-c
Strontium	1.3	mg/L		0.1		2	E200.7	11/05/08 20:45/eli-c
Thallium	ND	mg/L		0.001		1	E200.8	10/30/08 03:09/eli-c
Uranium	ND	mg/L		0.0003		1	E200.8	10/30/08 03:09/eli-c
Zinc	ND	mg/L		0.01		1	E200.8	10/30/08 03:09/eli-c
DATA QUALITY								
A/C Balance (± 5)	-0.510	%				1	A1030 E	12/10/08 00:00/jmh
Anions	13.0	meq/L				1	A1030 E	12/10/08 00:00/jmh
Cations	12.8	meq/L				1	A1030 E	12/10/08 00:00/jmh
Solids, Total Dissolved Calculated	857	mg/L				1	A1030 E	12/10/08 00:00/jmh
TDS Balance (0.80 - 1.20)	0.950					1	A1030 E	12/10/08 00:00/jmh

Report RL - Analyte reporting limit.
Definitions: QCL - Quality control limit.
MDC - Minimum detectable concentration
U - Not detected at minimum detectable concentration

MCL - Maximum contaminant level.
ND - Not detected at the reporting limit.
L - Lowest available reporting limit for the analytical method used.

Page 15 of 42



LABORATORY ANALYTICAL REPORT

Client: RESPEC Inc
Project: Edgemont
Lab ID: R08100295-006
Client Sample ID: DewBurd GW622

Report Date: 12/29/08
Collection Date: 10/20/08 15:42
Date Received: 10/22/08
Matrix: AQUEOUS

Analyses	Result	Units	Qual	RL	MCL/ QCL	DF	Method	Analysis Date / By
MAJOR IONS								
Alkalinity, Total as CaCO3	178	mg/L		5		1	A2320 B	10/27/08 15:55/mb
Carbonate as CO3	ND	mg/L		5		1	A2320 B	10/27/08 15:55/mb
Bicarbonate as HCO3	217	mg/L		5		1	A2320 B	10/27/08 15:55/mb
Calcium	87.9	mg/L		0.5		2	E200.7	11/05/08 17:49/eli-c
Chloride	10	mg/L		1		1	E300.0	10/23/08 00:37/jmh
Fluoride	0.4	mg/L		0.1		1	E300.0	10/23/08 00:37/jmh
Magnesium	29.9	mg/L		0.5		2	E200.7	11/05/08 17:49/eli-c
Nitrogen, Ammonia as N	ND	mg/L		0.1		1	A4500-NH3 G	10/23/08 17:57/jmh
Nitrogen, Nitrate as N	ND	mg/L		0.1		1	E300.0	10/23/08 00:37/jmh
Nitrogen, Nitrite as N	ND	mg/L		0.1		1	E300.0	10/23/08 00:37/jmh
Potassium	10.2	mg/L		0.5		2	E200.7	11/05/08 17:49/eli-c
Sodium	179	mg/L	D	2		2	E200.7	11/05/08 17:49/eli-c
Sulfate	510	mg/L	D	3		50	E300.0	10/23/08 00:20/jmh
Silica	8.4	mg/L		0.2		2	E200.7	11/05/08 17:49/eli-c
PHYSICAL PROPERTIES								
Conductivity @ 25 C	1390	umhos/cm		5.0		1	A2510 B	10/28/08 17:20/tb
Oxidation-Reduction Potential	200	mV				1	A2580 B	10/27/08 19:00/jmh
pH	7.95	s.u.		0.01		1	A4500-H B	10/28/08 13:42/tb
Sodium Adsorption Ratio (SAR)	4.2	unitless		0.10		1	Calculation	12/10/08 17:07/ADM
Solids, Total Dissolved TDS @ 180 C	920	mg/L		5		1	A2540 C	10/24/08 15:46/mb
METALS - DISSOLVED								
Aluminum	ND	mg/L		0.1		2	E200.7	11/05/08 17:49/eli-c
Arsenic	ND	mg/L		0.001		1	E200.8	11/05/08 06:39/eli-c
Barium	ND	mg/L		0.1		1	E200.8	11/05/08 06:39/eli-c
Boron	ND	mg/L		0.1		2	E200.7	11/05/08 17:49/eli-c
Cadmium	ND	mg/L		0.005		1	E200.8	11/05/08 06:39/eli-c
Chromium	ND	mg/L		0.05		1	E200.8	11/05/08 06:39/eli-c
Copper	ND	mg/L		0.01		1	E200.8	11/05/08 06:39/eli-c
Iron	ND	mg/L		0.03		2	E200.7	11/05/08 17:49/eli-c
Lead	ND	mg/L		0.001		1	E200.8	11/05/08 06:39/eli-c
Manganese	0.18	mg/L		0.01		1	E200.8	11/05/08 06:39/eli-c
Mercury	ND	mg/L		0.001		1	E200.8	11/05/08 06:39/eli-c
Molybdenum	ND	mg/L		0.1		1	E200.8	11/05/08 06:39/eli-c
Nickel	ND	mg/L		0.05		1	E200.8	11/05/08 06:39/eli-c
Selenium	ND	mg/L		0.001		1	A3114 B	10/31/08 09:50/eli-c
Silver	ND	mg/L		0.005		1	E200.8	11/05/08 14:03/eli-c
Thorium 232	ND	mg/L		0.005		1	E200.8	11/05/08 06:39/eli-c

Report RL - Analyte reporting limit.
Definitions: QCL - Quality control limit.
MDC - Minimum detectable concentration

MCL - Maximum contaminant level.
ND - Not detected at the reporting limit.
D - RL increased due to sample matrix interference.

Page 16 of 42



LABORATORY ANALYTICAL REPORT

Client: RESPEC Inc
Project: Edgemont
Lab ID: R08100295-006
Client Sample ID: DewBurd GW622

Report Date: 12/29/08
Collection Date: 10/20/08 15:42
Date Received: 10/22/08
Matrix: AQUEOUS

Analyses	Result	Units	Qual	RL	MCL/		Method	Analysis Date / By
					QCL	DF		
METALS - DISSOLVED								
Uranium	0.0052	mg/L		0.0003		1	E200.8	11/05/08 06:39/eli-c
Vanadium	ND	mg/L		0.1		1	E200.8	11/05/08 06:39/eli-c
Zinc	ND	mg/L		0.01		1	E200.8	11/05/08 06:39/eli-c
METALS - SUSPENDED								
Uranium	0.0004	mg/L		0.0003		1	E200.8	11/06/08 15:45/eli-c
METALS - SPECIATED								
Selenium-IV	ND	mg/L		0.001		1	A3114 B	10/30/08 14:47/eli-c
Selenium-VI	ND	mg/L		0.001		1	A3114 B	10/31/08 10:28/eli-c
RADIONUCLIDES - DISSOLVED								
Gross Alpha	29.3	pCi/L				1	E900.0	11/22/08 01:24/eli-ca
Gross Alpha precision (±)	3.9	pCi/L				1	E900.0	11/22/08 01:24/eli-ca
Gross Alpha MDC	3.1	pCi/L				1	E900.0	11/22/08 01:24/eli-ca
Gross Beta	20.0	pCi/L				1	E900.0	11/22/08 01:24/eli-ca
Gross Beta precision (±)	2.8	pCi/L				1	E900.0	11/22/08 01:24/eli-ca
Gross Beta MDC	4.1	pCi/L				1	E900.0	11/22/08 01:24/eli-ca
Lead 210	3.2	pCi/L	U			1	E909.0M	11/06/08 09:13/eli-c
Lead 210 precision (±)	7.4	pCi/L				1	E909.0M	11/06/08 09:13/eli-c
Lead 210 MDC	12.3	pCi/L				1	E909.0M	11/06/08 09:13/eli-c
Polonium 210	0.0	pCi/L	U	1.0		1	RMO-3008	11/19/08 09:23/eli-c
Polonium 210 precision (±)	0.22	pCi/L				1	RMO-3008	11/19/08 09:23/eli-c
Radium 226	2.7	pCi/L				1	E903.0	11/11/08 00:38/eli-c
Radium 226 precision (±)	0.3	pCi/L				1	E903.0	11/11/08 00:38/eli-c
Thorium 230	0.1	pCi/L	U	0.2		1	E907.0	11/20/08 08:50/eli-c
Thorium 230 precision (±)	0.1	pCi/L				1	E907.0	11/20/08 08:50/eli-c
Gross Gamma	130	pCi/L				1	E901.1	10/27/08 11:00/eli-c
Gross Gamma precision (±)	40	pCi/L				1	E901.1	10/27/08 11:00/eli-c
RADIONUCLIDES - SUSPENDED								
Lead 210	-1	pCi/L	U			1	E909.0M	11/11/08 10:15/eli-c
Lead 210 precision (±)	4.0	pCi/L				1	E909.0M	11/11/08 10:15/eli-c
Lead 210 MDC	6.8	pCi/L				1	E909.0M	11/11/08 10:15/eli-c
Polonium 210	0.3	pCi/L	U	1.0		1	RMO-3008	11/13/08 12:40/eli-c
Polonium 210 precision (±)	0.41	pCi/L				1	RMO-3008	11/13/08 12:40/eli-c
Radium 226	-0.2	pCi/L	U			1	E903.0	11/11/08 13:02/eli-c
Radium 226 precision (±)	0.3	pCi/L				1	E903.0	11/11/08 13:02/eli-c
Radium 226 MDC	0.5	pCi/L				1	E903.0	11/11/08 13:02/eli-c

Report RL - Analyte reporting limit.
Definitions: QCL - Quality control limit.
MDC - Minimum detectable concentration

MCL - Maximum contaminant level.
ND - Not detected at the reporting limit.
U - Not detected at minimum detectable concentration

Page 17 of 42



LABORATORY ANALYTICAL REPORT

Client: RESPEC Inc
Project: Edgemont
Lab ID: R08100295-006
Client Sample ID: DewBurd GW622

Report Date: 12/29/08
Collection Date: 10/20/08 15:42
Date Received: 10/22/08
Matrix: AQUEOUS

Analyses	Result	Units	Qual	RL	MCL/		Method	Analysis Date / By
					QCL	DF		
RADIONUCLIDES - SUSPENDED								
Thorium 230	0.0	pCi/L	U	0.2		1	E907.0	11/07/08 14:30/eli-c
Thorium 230 precision (±)	0.05	pCi/L				1	E907.0	11/07/08 14:30/eli-c
RADIONUCLIDES - TOTAL								
Radon 222	1360	pCi/L		100		1	D5072-92	10/24/08 12:24/eli-c
Radon 222 precision (±)	82.1	pCi/L				1	D5072-92	10/24/08 12:24/eli-c
TOTAL METALS ANALYSES								
Antimony	ND	mg/L		0.003		1	E200.8	10/30/08 03:15/eli-c
Arsenic	0.006	mg/L	L	0.002		1	E200.8	10/30/08 03:15/eli-c
Barium	ND	mg/L		0.1		1	E200.8	10/30/08 03:15/eli-c
Beryllium	ND	mg/L		0.001		1	E200.8	10/30/08 03:15/eli-c
Boron	ND	mg/L		0.1		2	E200.7	11/05/08 20:50/eli-c
Cadmium	ND	mg/L		0.005		1	E200.8	10/30/08 03:15/eli-c
Chromium	ND	mg/L		0.05		1	E200.8	10/30/08 03:15/eli-c
Copper	ND	mg/L		0.01		1	E200.8	10/30/08 03:15/eli-c
Iron	1.21	mg/L		0.03		2	E200.7	11/05/08 20:50/eli-c
Lead	ND	mg/L		0.001		1	E200.8	10/30/08 03:15/eli-c
Manganese	0.18	mg/L		0.01		2	E200.7	11/05/08 20:50/eli-c
Mercury	ND	mg/L		0.001		1	E245.1	10/27/08 09:46/eli-b
Molybdenum	ND	mg/L		0.1		1	E200.8	10/30/08 03:15/eli-c
Nickel	ND	mg/L		0.05		1	E200.8	10/30/08 03:15/eli-c
Selenium	ND	mg/L		0.001		1	E200.8	10/30/08 03:15/eli-c
Silver	ND	mg/L		0.005		1	E200.8	10/30/08 03:15/eli-c
Strontium	1.6	mg/L		0.1		2	E200.7	11/05/08 20:50/eli-c
Thallium	ND	mg/L		0.001		1	E200.8	10/30/08 03:15/eli-c
Uranium	0.0059	mg/L		0.0003		1	E200.8	10/30/08 03:15/eli-c
Zinc	ND	mg/L		0.01		1	E200.8	10/30/08 03:15/eli-c
DATA QUALITY								
A/C Balance (± 5)	1.37	%				1	A1030 E	12/10/08 00:00/jmh
Anions	14.5	meq/L				1	A1030 E	12/10/08 00:00/jmh
Cations	14.9	meq/L				1	A1030 E	12/10/08 00:00/jmh
Solids, Total Dissolved Calculated	957	mg/L				1	A1030 E	12/10/08 00:00/jmh
TDS Balance (0.80 - 1.20)	0.960					1	A1030 E	12/10/08 00:00/jmh

Report Definitions: RL - Analyte reporting limit.
QCL - Quality control limit.
MDC - Minimum detectable concentration
U - Not detected at minimum detectable concentration

MCL - Maximum contaminant level.
ND - Not detected at the reporting limit.
L - Lowest available reporting limit for the analytical method used.

Page 18 of 42



LABORATORY ANALYTICAL REPORT

Client: RESPEC Inc
Project: Edgemont
Lab ID: R08100295-007
Client Sample ID: DewBurd GW3026

Report Date: 12/29/08
Collection Date: 10/20/08 13:15
Date Received: 10/22/08
Matrix: AQUEOUS

Analyses	Result	Units	Qual	RL	MCL/ QCL	DF	Method	Analysis Date / By
MAJOR IONS								
Alkalinity, Total as CaCO ₃	194	mg/L		5		1	A2320 B	10/27/08 15:58/mb
Carbonate as CO ₃	ND	mg/L		5		1	A2320 B	10/27/08 15:58/mb
Bicarbonate as HCO ₃	236	mg/L		5		1	A2320 B	10/27/08 15:58/mb
Calcium	331	mg/L		0.5		2	E200.7	11/05/08 17:53/eli-c
Chloride	17	mg/L		1		1	E300.0	10/23/08 01:10/jmh
Fluoride	0.3	mg/L		0.1		1	E300.0	10/23/08 01:10/jmh
Magnesium	104	mg/L		0.5		2	E200.7	11/05/08 17:53/eli-c
Nitrogen, Ammonia as N	0.4	mg/L		0.1		1	A4500-NH ₃ G	10/23/08 18:00/jmh
Nitrogen, Nitrate as N	ND	mg/L		0.1		1	E300.0	10/23/08 01:10/jmh
Nitrogen, Nitrite as N	ND	mg/L		0.1		1	E300.0	10/23/08 01:10/jmh
Potassium	19.0	mg/L		0.5		2	E200.7	11/05/08 17:53/eli-c
Sodium	168	mg/L	D	2		2	E200.7	11/05/08 17:53/eli-c
Sulfate	1360	mg/L	D	3		50	E300.0	10/23/08 00:53/jmh
Silica	9.9	mg/L		0.2		2	E200.7	11/05/08 17:53/eli-c
PHYSICAL PROPERTIES								
Conductivity @ 25 C	2660	umhos/cm		5.0		1	A2510 B	10/28/08 17:22/tb
Oxidation-Reduction Potential	210	mV				1	A2580 B	10/27/08 19:00/jmh
pH	7.12	s.u.		0.01		1	A4500-H B	10/28/08 13:44/tb
Sodium Adsorption Ratio (SAR)	2.1	unitless		0.10		1	Calculation	12/10/08 17:07/ADM
Solids, Total Dissolved TDS @ 180 C	1700	mg/L		5		1	A2540 C	10/24/08 15:47/mb
METALS - DISSOLVED								
Aluminum	ND	mg/L		0.1		2	E200.7	11/05/08 17:53/eli-c
Arsenic	0.002	mg/L		0.001		1	E200.8	11/05/08 06:46/eli-c
Barium	ND	mg/L		0.1		1	E200.8	11/05/08 06:46/eli-c
Boron	0.2	mg/L		0.1		2	E200.7	11/05/08 17:53/eli-c
Cadmium	ND	mg/L		0.005		1	E200.8	11/05/08 06:46/eli-c
Chromium	ND	mg/L		0.05		1	E200.8	11/05/08 06:46/eli-c
Copper	ND	mg/L		0.01		1	E200.8	11/05/08 06:46/eli-c
Iron	3.36	mg/L		0.03		2	E200.7	11/05/08 17:53/eli-c
Lead	ND	mg/L		0.001		1	E200.8	11/05/08 06:46/eli-c
Manganese	0.92	mg/L		0.01		1	E200.8	11/05/08 06:46/eli-c
Mercury	ND	mg/L		0.001		1	E200.8	11/05/08 06:46/eli-c
Molybdenum	ND	mg/L		0.1		1	E200.8	11/05/08 06:46/eli-c
Nickel	ND	mg/L		0.05		1	E200.8	11/05/08 06:46/eli-c
Selenium	ND	mg/L		0.001		1	A3114 B	10/31/08 09:56/eli-c
Silver	ND	mg/L		0.005		1	E200.8	11/05/08 14:36/eli-c
Thorium 232	ND	mg/L		0.005		1	E200.8	11/05/08 06:46/eli-c

Report RL - Analyte reporting limit.

Definitions: QCL - Quality control limit.

MDC - Minimum detectable concentration

MCL - Maximum contaminant level.

ND - Not detected at the reporting limit.

D - RL increased due to sample matrix interference.

Page 19 of 42



LABORATORY ANALYTICAL REPORT

Client: RESPEC Inc
Project: Edgemont
Lab ID: R08100295-007
Client Sample ID: DewBurd GW3026

Report Date: 12/29/08
Collection Date: 10/20/08 13:15
Date Received: 10/22/08
Matrix: AQUEOUS

Analyses	Result	Units	Qual	RL	MCL/ QCL	DF	Method	Analysis Date / By
METALS - DISSOLVED								
Uranium	0.0045	mg/L		0.0003		1	E200.8	11/05/08 06:46/eli-c
Vanadium	ND	mg/L		0.1		1	E200.8	11/05/08 06:46/eli-c
Zinc	ND	mg/L		0.01		1	E200.8	11/05/08 06:46/eli-c
METALS - SUSPENDED								
Uranium	ND	mg/L		0.0003		1	E200.8	11/06/08 15:49/eli-c
METALS - SPECIATED								
Selenium-IV	ND	mg/L		0.001		1	A3114 B	10/30/08 14:55/eli-c
Selenium-VI	ND	mg/L		0.001		1	A3114 B	10/31/08 10:28/eli-c
RADIONUCLIDES - DISSOLVED								
Gross Alpha	36.0	pCi/L				1	E900.0	11/22/08 01:24/eli-c
Gross Alpha precision (±)	6.8	pCi/L				1	E900.0	11/22/08 01:24/eli-c
Gross Alpha MDC	6.6	pCi/L				1	E900.0	11/22/08 01:24/eli-c
Gross Beta	20.2	pCi/L				1	E900.0	11/22/08 01:24/eli-c
Gross Beta precision (±)	6.0	pCi/L				1	E900.0	11/22/08 01:24/eli-c
Gross Beta MDC	9.4	pCi/L				1	E900.0	11/22/08 01:24/eli-c
Lead 210	-1	pCi/L	U			1	E909.0M	11/06/08 09:13/eli-c
Lead 210 precision (±)	3.6	pCi/L				1	E909.0M	11/06/08 09:13/eli-c
Lead 210 MDC	6.1	pCi/L				1	E909.0M	11/06/08 09:13/eli-c
Polonium 210	0.0	pCi/L	U	1.0		1	RMO-3008	11/19/08 09:23/eli-c
Polonium 210 precision (±)	0.20	pCi/L				1	RMO-3008	11/19/08 09:23/eli-c
Radium 226	3.5	pCi/L				1	E903.0	11/11/08 00:38/eli-c
Radium 226 precision (±)	0.4	pCi/L				1	E903.0	11/11/08 00:38/eli-c
Thorium 230	0.1	pCi/L	U	0.2		1	E907.0	11/20/08 08:50/eli-c
Thorium 230 precision (±)	0.1	pCi/L				1	E907.0	11/20/08 08:50/eli-c
Gross Gamma	840	pCi/L				1	E901.1	10/27/08 11:00/eli-c
Gross Gamma precision (±)	190	pCi/L				1	E901.1	10/27/08 11:00/eli-c
RADIONUCLIDES - SUSPENDED								
Lead 210	-3	pCi/L	U			1	E909.0M	11/11/08 10:15/eli-c
Lead 210 precision (±)	4.0	pCi/L				1	E909.0M	11/11/08 10:15/eli-c
Lead 210 MDC	6.8	pCi/L				1	E909.0M	11/11/08 10:15/eli-c
Polonium 210	0.2	pCi/L	U	1.0		1	RMO-3008	11/13/08 12:40/eli-c
Polonium 210 precision (±)	0.33	pCi/L				1	RMO-3008	11/13/08 12:40/eli-c
Radium 226	-0.8	pCi/L	U			1	E903.0	11/11/08 13:02/eli-c
Radium 226 precision (±)	0.4	pCi/L				1	E903.0	11/11/08 13:02/eli-c
Radium 226 MDC	1	pCi/L				1	E903.0	11/11/08 13:02/eli-c

Report RL - Analyte reporting limit.

Definitions: QCL - Quality control limit.

MDC - Minimum detectable concentration

MCL - Maximum contaminant level.

ND - Not detected at the reporting limit.

U - Not detected at minimum detectable concentration

Page 20 of 42



LABORATORY ANALYTICAL REPORT

Client: RESPEC Inc
Project: Edgemont
Lab ID: R08100295-007
Client Sample ID: DewBurd GW3026

Report Date: 12/29/08
Collection Date: 10/20/08 13:15
Date Received: 10/22/08
Matrix: AQUEOUS

Analyses	Result	Units	Qual	RL	MCL/ QCL	DF	Method	Analysis Date / By
RADIONUCLIDES - SUSPENDED								
Thorium 230	-0.1	pCi/L	U	0.2		1	E907.0	11/07/08 14:30/eli-c
Thorium 230 precision (±)	0.05	pCi/L				1	E907.0	11/07/08 14:30/eli-c
RADIONUCLIDES - TOTAL								
Radon 222	254	pCi/L		100		1	D5072-92	10/24/08 12:24/eli-c
Radon 222 precision (±)	69.7	pCi/L				1	D5072-92	10/24/08 12:24/eli-c
TOTAL METALS ANALYSES								
Antimony	ND	mg/L		0.003		1	E200.8	10/30/08 03:22/eli-c
Arsenic	0.010	mg/L	L	0.002		1	E200.8	10/30/08 03:22/eli-c
Barium	ND	mg/L		0.1		1	E200.8	10/30/08 03:22/eli-c
Beryllium	ND	mg/L		0.001		1	E200.8	10/30/08 03:22/eli-c
Boron	0.2	mg/L		0.1		2	E200.7	11/05/08 20:54/eli-c
Cadmium	ND	mg/L		0.005		1	E200.8	10/30/08 03:22/eli-c
Chromium	ND	mg/L		0.05		1	E200.8	10/30/08 03:22/eli-c
Copper	ND	mg/L		0.01		1	E200.8	10/30/08 03:22/eli-c
Iron	14.3	mg/L		0.03		2	E200.7	11/05/08 20:54/eli-c
Lead	ND	mg/L		0.001		1	E200.8	10/30/08 03:22/eli-c
Manganese	1.01	mg/L		0.01		2	E200.7	11/05/08 20:54/eli-c
Mercury	ND	mg/L		0.001		1	E245.1	10/27/08 09:48/eli-b
Molybdenum	ND	mg/L		0.1		1	E200.8	10/30/08 03:22/eli-c
Nickel	ND	mg/L		0.05		1	E200.8	10/30/08 03:22/eli-c
Selenium	ND	mg/L		0.001		1	E200.8	10/30/08 03:22/eli-c
Silver	ND	mg/L		0.005		1	E200.8	10/30/08 03:22/eli-c
Strontium	5.9	mg/L		0.1		2	E200.7	11/05/08 20:54/eli-c
Thallium	ND	mg/L		0.001		1	E200.8	10/30/08 03:22/eli-c
Uranium	0.0055	mg/L		0.0003		1	E200.8	10/30/08 03:22/eli-c
Zinc	ND	mg/L		0.01		1	E200.8	10/30/08 03:22/eli-c
DATA QUALITY								
A/C Balance (± 5)	0.620	%				1	A1030 E	12/10/08 00:00/jmh
Anions	32.7	meq/L				1	A1030 E	12/10/08 00:00/jmh
Cations	33.1	meq/L				1	A1030 E	12/10/08 00:00/jmh
Solids, Total Dissolved Calculated	2140	mg/L				1	A1030 E	12/10/08 00:00/jmh
TDS Balance (0.80 - 1.20)	0.780					1	A1030 E	12/10/08 00:00/jmh

Report RL - Analyte reporting limit.

Definitions: QCL - Quality control limit.

MDC - Minimum detectable concentration

U - Not detected at minimum detectable concentration

MCL - Maximum contaminant level.

ND - Not detected at the reporting limit.

L - Lowest available reporting limit for the analytical method used.

Page 21 of 42



LABORATORY ANALYTICAL REPORT

Client: RESPEC Inc
Project: Edgemont
Lab ID: R08100295-008
Client Sample ID: DewBurd GW689

Report Date: 12/29/08
Collection Date: 10/20/08 14:46
Date Received: 10/22/08
Matrix: AQUEOUS

Analyses	Result	Units	Qual	RL	MCL/ QCL	DF	Method	Analysis Date / By
MAJOR IONS								
Alkalinity, Total as CaCO3	152	mg/L		5		1	A2320 B	10/27/08 16:01/mb
Carbonate as CO3	ND	mg/L		5		1	A2320 B	10/27/08 16:01/mb
Bicarbonate as HCO3	185	mg/L		5		1	A2320 B	10/27/08 16:01/mb
Calcium	44.4	mg/L		0.5		2	E200.7	11/05/08 17:57/eli-c
Chloride	5	mg/L		1		1	E300.0	10/23/08 02:48/jmh
Fluoride	0.5	mg/L		0.1		1	E300.0	10/23/08 02:48/jmh
Magnesium	14.9	mg/L		0.5		2	E200.7	11/05/08 17:57/eli-c
Nitrogen, Ammonia as N	ND	mg/L		0.1		1	A4500-NH3 G	10/23/08 18:04/jmh
Nitrogen, Nitrate as N	ND	mg/L		0.1		1	E300.0	10/23/08 02:48/jmh
Nitrogen, Nitrite as N	ND	mg/L		0.1		1	E300.0	10/23/08 02:48/jmh
Potassium	7.5	mg/L		0.5		2	E200.7	11/05/08 17:57/eli-c
Sodium	174	mg/L	D	2		2	E200.7	11/05/08 17:57/eli-c
Sulfate	392	mg/L	D	3		50	E300.0	10/23/08 01:59/jmh
Silica	9.3	mg/L		0.2		2	E200.7	11/05/08 17:57/eli-c
PHYSICAL PROPERTIES								
Conductivity @ 25 C	1110	umhos/cm		5.0		1	A2510 B	10/28/08 17:23/tb
Oxidation-Reduction Potential	220	mV				1	A2580 B	10/27/08 19:00/jmh
pH	8.11	s.u.		0.01		1	A4500-H B	10/28/08 13:46/tb
Sodium Adsorption Ratio (SAR)	5.8	unitless		0.10		1	Calculation	12/10/08 17:07/ADM
Solids, Total Dissolved TDS @ 180 C	730	mg/L		5		1	A2540 C	10/24/08 15:47/mb
METALS - DISSOLVED								
Aluminum	ND	mg/L		0.1		2	E200.7	11/05/08 17:57/eli-c
Arsenic	0.002	mg/L		0.001		1	E200.8	11/05/08 06:53/eli-c
Barium	ND	mg/L		0.1		1	E200.8	11/05/08 06:53/eli-c
Boron	ND	mg/L		0.1		2	E200.7	11/05/08 17:57/eli-c
Cadmium	ND	mg/L		0.005		1	E200.8	11/05/08 06:53/eli-c
Chromium	ND	mg/L		0.05		1	E200.8	11/05/08 06:53/eli-c
Copper	ND	mg/L		0.01		1	E200.8	11/05/08 06:53/eli-c
Iron	ND	mg/L		0.03		2	E200.7	11/05/08 17:57/eli-c
Lead	ND	mg/L		0.001		1	E200.8	11/05/08 06:53/eli-c
Manganese	0.04	mg/L		0.01		1	E200.8	11/05/08 06:53/eli-c
Mercury	ND	mg/L		0.001		1	E200.8	11/05/08 06:53/eli-c
Molybdenum	ND	mg/L		0.1		1	E200.8	11/05/08 06:53/eli-c
Nickel	ND	mg/L		0.05		1	E200.8	11/05/08 06:53/eli-c
Selenium	ND	mg/L		0.001		1	A3114 B	10/31/08 09:59/eli-c
Silver	ND	mg/L		0.005		1	E200.8	11/05/08 15:10/eli-c
Thorium 232	ND	mg/L		0.005		1	E200.8	11/05/08 06:53/eli-c

Report RL - Analyte reporting limit.

Definitions: QCL - Quality control limit.

MDC - Minimum detectable concentration

MCL - Maximum contaminant level.

ND - Not detected at the reporting limit.

D - RL increased due to sample matrix interference.

Page 22 of 42



LABORATORY ANALYTICAL REPORT

Client: RESPEC Inc
Project: Edgemont
Lab ID: R08100295-008
Client Sample ID: DewBurd GW689

Report Date: 12/29/08
Collection Date: 10/20/08 14:46
Date Received: 10/22/08
Matrix: AQUEOUS

Analyses	Result	Units	Qual	RL	MCL/ QCL	DF	Method	Analysis Date / By
METALS - DISSOLVED								
Uranium	0.0031	mg/L		0.0003		1	E200.8	11/05/08 06:53/eli-c
Vanadium	ND	mg/L		0.1		1	E200.8	11/05/08 06:53/eli-c
Zinc	ND	mg/L		0.01		1	E200.8	11/05/08 06:53/eli-c
METALS - SUSPENDED								
Uranium	ND	mg/L		0.0003		1	E200.8	11/06/08 15:53/eli-c
METALS - SPECIATED								
Selenium-IV	ND	mg/L		0.001		1	A3114 B	10/30/08 14:57/eli-c
Selenium-VI	ND	mg/L		0.001		1	A3114 B	10/31/08 10:28/eli-c
RADIONUCLIDES - DISSOLVED								
Gross Alpha	40.0	pCi/L				1	E900.0	11/22/08 01:24/eli-c
Gross Alpha precision (±)	3.9	pCi/L				1	E900.0	11/22/08 01:24/eli-c
Gross Alpha MDC	2.5	pCi/L				1	E900.0	11/22/08 01:24/eli-c
Gross Beta	12.9	pCi/L				1	E900.0	11/22/08 01:24/eli-c
Gross Beta precision (±)	1.9	pCi/L				1	E900.0	11/22/08 01:24/eli-c
Gross Beta MDC	2.9	pCi/L				1	E900.0	11/22/08 01:24/eli-c
Lead 210	-0.3	pCi/L	U			1	E909.0M	11/06/08 09:13/eli-c
Lead 210 precision (±)	3.7	pCi/L				1	E909.0M	11/06/08 09:13/eli-c
Lead 210 MDC	6.1	pCi/L				1	E909.0M	11/06/08 09:13/eli-c
Polonium 210	0.1	pCi/L	U	1.0		1	RMO-3008	11/19/08 09:23/eli-c
Polonium 210 precision (±)	0.26	pCi/L				1	RMO-3008	11/19/08 09:23/eli-c
Radium 226	6.4	pCi/L				1	E903.0	11/11/08 00:38/eli-c
Radium 226 precision (±)	0.5	pCi/L				1	E903.0	11/11/08 00:38/eli-c
Thorium 230	0.1	pCi/L	U	0.2		1	E907.0	11/20/08 08:50/eli-c
Thorium 230 precision (±)	0.1	pCi/L				1	E907.0	11/20/08 08:50/eli-c
Gross Gamma	960	pCi/L				1	E901.1	10/27/08 11:00/eli-c
Gross Gamma precision (±)	190	pCi/L				1	E901.1	10/27/08 11:00/eli-c
RADIONUCLIDES - SUSPENDED								
Lead 210	-0.2	pCi/L	U			1	E909.0M	11/11/08 10:15/eli-c
Lead 210 precision (±)	4.1	pCi/L				1	E909.0M	11/11/08 10:15/eli-c
Lead 210 MDC	6.8	pCi/L				1	E909.0M	11/11/08 10:15/eli-c
Polonium 210	0.1	pCi/L	U	1.0		1	RMO-3008	11/13/08 12:40/eli-c
Polonium 210 precision (±)	0.31	pCi/L				1	RMO-3008	11/13/08 12:40/eli-c
Radium 226	-0.4	pCi/L	U			1	E903.0	11/11/08 13:02/eli-c
Radium 226 precision (±)	0.2	pCi/L				1	E903.0	11/11/08 13:02/eli-c
Radium 226 MDC	0.5	pCi/L				1	E903.0	11/11/08 13:02/eli-c

Report RL - Analyte reporting limit.
Definitions: QCL - Quality control limit.
MDC - Minimum detectable concentration

MCL - Maximum contaminant level.
ND - Not detected at the reporting limit.
U - Not detected at minimum detectable concentration

Page 23 of 42



LABORATORY ANALYTICAL REPORT

Client: RESPEC Inc
Project: Edgemont
Lab ID: R08100295-008
Client Sample ID: DewBurd GW689

Report Date: 12/29/08
Collection Date: 10/20/08 14:46
Date Received: 10/22/08
Matrix: AQUEOUS

Analyses	Result	Units	Qual	RL	MCL/ QCL	DF	Method	Analysis Date / By
RADIONUCLIDES - SUSPENDED								
Thorium 230	-0.2	pCi/L	U	0.2		1	E907.0	11/07/08 14:30/eli-c
Thorium 230 precision (±)	0.02	pCi/L				1	E907.0	11/07/08 14:30/eli-c
RADIONUCLIDES - TOTAL								
Radon 222	2410	pCi/L		100		1	D5072-92	10/24/08 12:24/eli-c
Radon 222 precision (±)	94.0	pCi/L				1	D5072-92	10/24/08 12:24/eli-c
TOTAL METALS ANALYSES								
Antimony	ND	mg/L		0.003		1	E200.8	10/30/08 00:18/eli-c
Arsenic	0.004	mg/L	L	0.003		1	E200.8	10/30/08 00:18/eli-c
Barium	ND	mg/L		0.1		1	E200.8	10/30/08 00:18/eli-c
Beryllium	ND	mg/L		0.001		1	E200.8	10/30/08 00:18/eli-c
Boron	ND	mg/L		0.1		2	E200.7	11/05/08 21:10/eli-c
Cadmium	ND	mg/L		0.005		1	E200.8	10/30/08 00:18/eli-c
Chromium	ND	mg/L		0.05		1	E200.8	10/30/08 00:18/eli-c
Copper	ND	mg/L		0.01		1	E200.8	10/30/08 00:18/eli-c
Iron	0.61	mg/L		0.03		2	E200.7	11/05/08 21:10/eli-c
Lead	ND	mg/L		0.001		1	E200.8	10/30/08 00:18/eli-c
Manganese	0.05	mg/L		0.01		1	E200.8	10/30/08 00:18/eli-c
Mercury	ND	mg/L		0.001		1	E245.1	10/27/08 09:51/eli-b
Molybdenum	ND	mg/L		0.1		1	E200.8	10/30/08 00:18/eli-c
Nickel	ND	mg/L		0.05		1	E200.8	10/30/08 00:18/eli-c
Selenium	ND	mg/L		0.001		1	E200.8	10/30/08 00:18/eli-c
Silver	ND	mg/L		0.005		1	E200.8	10/30/08 00:18/eli-c
Strontium	0.8	mg/L		0.1		1	E200.8	10/30/08 00:18/eli-c
Thallium	0.002	mg/L		0.001		1	E200.8	10/30/08 00:18/eli-c
Uranium	0.0035	mg/L		0.0003		1	E200.8	10/30/08 00:18/eli-c
Zinc	ND	mg/L		0.01		1	E200.8	10/30/08 00:18/eli-c
DATA QUALITY								
A/C Balance (± 5)	-0.720	%				1	A1030 E	12/10/08 00:00/jmh
Anions	11.4	meq/L				1	A1030 E	12/10/08 00:00/jmh
Cations	11.2	meq/L				1	A1030 E	12/10/08 00:00/jmh
Solids, Total Dissolved Calculated	755	mg/L				1	A1030 E	12/10/08 00:00/jmh
TDS Balance (0.80 - 1.20)	0.970					1	A1030 E	12/10/08 00:00/jmh

Report Definitions: RL - Analyte reporting limit.
QCL - Quality control limit.
MDC - Minimum detectable concentration
U - Not detected at minimum detectable concentration

MCL - Maximum contaminant level.
ND - Not detected at the reporting limit.
L - Lowest available reporting limit for the analytical method used.

Page 24 of 42



LABORATORY ANALYTICAL REPORT

Client: RESPEC Inc
Project: Edgemont
Lab ID: R08100295-009
Client Sample ID: DewBurd GW681

Report Date: 12/29/08
Collection Date: 10/20/08 15:00
Date Received: 10/22/08
Matrix: AQUEOUS

Analyses	Result	Units	Qual	RL	MCL/ QCL	DF	Method	Analysis Date / By
MAJOR IONS								
Alkalinity, Total as CaCO ₃	176	mg/L		5		1	A2320 B	10/27/08 16:02/mb
Carbonate as CO ₃	ND	mg/L		5		1	A2320 B	10/27/08 16:02/mb
Bicarbonate as HCO ₃	215	mg/L		5		1	A2320 B	10/27/08 16:02/mb
Calcium	61.4	mg/L		0.5		2	E200.7	11/05/08 18:01/eli-c
Chloride	17	mg/L		1		1	E300.0	10/23/08 03:21/jmh
Fluoride	0.4	mg/L		0.1		1	E300.0	10/23/08 03:21/jmh
Magnesium	23.2	mg/L		0.5		2	E200.7	11/05/08 18:01/eli-c
Nitrogen, Ammonia as N	ND	mg/L		0.1		1	A4500-NH ₃ G	10/23/08 18:05/jmh
Nitrogen, Nitrate as N	ND	mg/L		0.1		1	E300.0	10/23/08 03:21/jmh
Nitrogen, Nitrite as N	ND	mg/L		0.1		1	E300.0	10/23/08 03:21/jmh
Potassium	9.5	mg/L		0.5		2	E200.7	11/05/08 18:01/eli-c
Sodium	216	mg/L	D	2		2	E200.7	11/05/08 18:01/eli-c
Sulfate	491	mg/L	D	3		50	E300.0	10/23/08 03:05/jmh
Silica	8.5	mg/L		0.2		2	E200.7	11/05/08 18:01/eli-c
PHYSICAL PROPERTIES								
Conductivity @ 25 C	1380	umhos/cm		5.0		1	A2510 B	10/28/08 17:24/tb
Oxidation-Reduction Potential	210	mV				1	A2580 B	10/27/08 19:00/jmh
pH	8.06	s.u.		0.01		1	A4500-H B	10/28/08 13:47/tb
Sodium Adsorption Ratio (SAR)	6.0	unitless		0.10		1	Calculation	12/10/08 17:07/ADM
Solids, Total Dissolved TDS @ 180 C	880	mg/L		5		1	A2540 C	10/24/08 15:48/mb
METALS - DISSOLVED								
Aluminum	ND	mg/L		0.1		2	E200.7	11/05/08 18:01/eli-c
Arsenic	0.003	mg/L		0.001		1	E200.8	11/05/08 07:00/eli-c
Barium	ND	mg/L		0.1		1	E200.8	11/05/08 07:00/eli-c
Boron	ND	mg/L		0.1		2	E200.7	11/05/08 18:01/eli-c
Cadmium	ND	mg/L		0.005		1	E200.8	11/05/08 07:00/eli-c
Chromium	ND	mg/L		0.05		1	E200.8	11/05/08 07:00/eli-c
Copper	ND	mg/L		0.01		1	E200.8	11/05/08 07:00/eli-c
Iron	ND	mg/L		0.03		2	E200.7	11/05/08 18:01/eli-c
Lead	ND	mg/L		0.001		1	E200.8	11/05/08 07:00/eli-c
Manganese	0.08	mg/L		0.01		1	E200.8	11/05/08 07:00/eli-c
Mercury	ND	mg/L		0.001		1	E200.8	11/05/08 07:00/eli-c
Molybdenum	ND	mg/L		0.1		1	E200.8	11/05/08 07:00/eli-c
Nickel	ND	mg/L		0.05		1	E200.8	11/05/08 07:00/eli-c
Selenium	ND	mg/L		0.001		1	A3114 B	10/31/08 10:01/eli-c
Silver	ND	mg/L		0.005		1	E200.8	11/05/08 15:17/eli-c
Thorium 232	ND	mg/L		0.005		1	E200.8	11/05/08 07:00/eli-c

Report Definitions: RL - Analyte reporting limit.
QCL - Quality control limit.
MDC - Minimum detectable concentration

MCL - Maximum contaminant level.
ND - Not detected at the reporting limit.
D - RL increased due to sample matrix interference.

Page 25 of 42



LABORATORY ANALYTICAL REPORT

Client: RESPEC Inc
Project: Edgemont
Lab ID: R08100295-009
Client Sample ID: DewBurd GW681

Report Date: 12/29/08
Collection Date: 10/20/08 15:00
Date Received: 10/22/08
Matrix: AQUEOUS

Analyses	Result	Units	Qual	RL	MCL/ QCL	DF	Method	Analysis Date / By
METALS - DISSOLVED								
Uranium	0.0094	mg/L		0.0003		1	E200.8	11/05/08 07:00/eli-c
Vanadium	ND	mg/L		0.1		1	E200.8	11/05/08 07:00/eli-c
Zinc	ND	mg/L		0.01		1	E200.8	11/05/08 07:00/eli-c
METALS - SUSPENDED								
Uranium	ND	mg/L		0.0003		1	E200.8	11/06/08 16:14/eli-c
METALS - SPECIATED								
Selenium-IV	ND	mg/L		0.001		1	A3114 B	10/30/08 14:59/eli-c
Selenium-VI	ND	mg/L		0.001		1	A3114 B	10/31/08 10:28/eli-c
RADIONUCLIDES - DISSOLVED								
Gross Alpha	1440	pCi/L				1	E900.0	11/22/08 01:24/eli-c
Gross Alpha precision (±)	24.5	pCi/L				1	E900.0	11/22/08 01:24/eli-c
Gross Alpha MDC	3.1	pCi/L				1	E900.0	11/22/08 01:24/eli-c
Gross Beta	412	pCi/L				1	E900.0	11/22/08 01:24/eli-c
Gross Beta precision (±)	6.6	pCi/L				1	E900.0	11/22/08 01:24/eli-c
Gross Beta MDC	4.1	pCi/L				1	E900.0	11/22/08 01:24/eli-c
Lead 210	22.6	pCi/L				1	E909.0M	11/06/08 09:13/eli-c
Lead 210 precision (±)	4.0	pCi/L				1	E909.0M	11/06/08 09:13/eli-c
Lead 210 MDC	6.1	pCi/L				1	E909.0M	11/06/08 09:13/eli-c
Polonium 210	5.1	pCi/L		1.0		1	RMO-3008	11/19/08 09:23/eli-c
Polonium 210 precision (±)	1.8	pCi/L				1	RMO-3008	11/19/08 09:23/eli-c
Radium 226	356	pCi/L				1	E903.0	11/11/08 00:38/eli-c
Radium 226 precision (±)	3.5	pCi/L				1	E903.0	11/11/08 00:38/eli-c
Thorium 230	0.1	pCi/L	U	0.2		1	E907.0	11/20/08 08:50/eli-c
Thorium 230 precision (±)	0.08	pCi/L				1	E907.0	11/20/08 08:50/eli-c
Gross Gamma	22000	pCi/L				1	E901.1	10/27/08 11:00/eli-c
Gross Gamma precision (±)	570	pCi/L				1	E901.1	10/27/08 11:00/eli-c
RADIONUCLIDES - SUSPENDED								
Lead 210	18.0	pCi/L				1	E909.0M	11/11/08 10:15/eli-c
Lead 210 precision (±)	4.3	pCi/L				1	E909.0M	11/11/08 10:15/eli-c
Lead 210 MDC	6.8	pCi/L				1	E909.0M	11/11/08 10:15/eli-c
Polonium 210	1.5	pCi/L		1.0		1	RMO-3008	11/13/08 12:40/eli-c
Polonium 210 precision (±)	0.80	pCi/L				1	RMO-3008	11/13/08 12:40/eli-c
Radium 226	1.3	pCi/L				1	E903.0	11/11/08 13:02/eli-c
Radium 226 precision (±)	0.4	pCi/L				1	E903.0	11/11/08 13:02/eli-c
Radium 226 MDC	0.5	pCi/L				1	E903.0	11/11/08 13:02/eli-c

Report Definitions: RL - Analyte reporting limit.
QCL - Quality control limit.
MDC - Minimum detectable concentration

MCL - Maximum contaminant level.
ND - Not detected at the reporting limit.
U - Not detected at minimum detectable concentration

Page 26 of 42



LABORATORY ANALYTICAL REPORT

Client: RESPEC Inc
Project: Edgemont
Lab ID: R08100295-009
Client Sample ID: DewBurd GW681

Report Date: 12/29/08
Collection Date: 10/20/08 15:00
Date Received: 10/22/08
Matrix: AQUEOUS

Analyses	Result	Units	Qual	RL	MCL/	DF	Method	Analysis Date / By
					QCL			
RADIONUCLIDES - SUSPENDED								
Thorium 230	-0.2	pCi/L	U	0.2		1	E907.0	11/07/08 14:30/eli-c
Thorium 230 precision (±)	0.02	pCi/L				1	E907.0	11/07/08 14:30/eli-c
RADIONUCLIDES - TOTAL								
Radon 222	344000	pCi/L		100		1	D5072-92	10/24/08 12:24/eli-c
Radon 222 precision (±)	809	pCi/L				1	D5072-92	10/24/08 12:24/eli-c
TOTAL METALS ANALYSES								
Antimony	ND	mg/L		0.003		1	E200.8	11/05/08 17:52/eli-c
Arsenic	0.003	mg/L		0.001		1	E200.8	11/05/08 17:52/eli-c
Barium	ND	mg/L		0.1		2	E200.7	11/05/08 19:28/eli-c
Beryllium	ND	mg/L		0.001		1	E200.8	11/05/08 17:52/eli-c
Boron	ND	mg/L		0.1		2	E200.7	11/05/08 19:28/eli-c
Cadmium	ND	mg/L		0.005		1	E200.8	11/05/08 17:52/eli-c
Chromium	ND	mg/L		0.05		2	E200.7	11/05/08 19:28/eli-c
Copper	ND	mg/L		0.01		2	E200.7	11/05/08 19:28/eli-c
Iron	0.06	mg/L		0.03		2	E200.7	11/05/08 19:28/eli-c
Lead	ND	mg/L		0.001		1	E200.8	11/05/08 17:52/eli-c
Manganese	0.08	mg/L		0.01		2	E200.7	11/05/08 19:28/eli-c
Mercury	ND	mg/L		0.001		1	E245.1	10/27/08 09:53/eli-b
Molybdenum	ND	mg/L		0.1		2	E200.7	11/05/08 19:28/eli-c
Nickel	ND	mg/L		0.05		2	E200.7	11/05/08 19:28/eli-c
Selenium	ND	mg/L		0.001		1	E200.8	11/05/08 17:52/eli-c
Silver	ND	mg/L		0.005		1	E200.8	11/05/08 17:52/eli-c
Strontium	1.2	mg/L		0.1		2	E200.7	11/05/08 19:28/eli-c
Thallium	ND	mg/L		0.001		1	E200.8	11/05/08 17:52/eli-c
Uranium	0.0102	mg/L		0.0003		1	E200.8	11/06/08 16:47/eli-c
Zinc	ND	mg/L		0.01		2	E200.7	11/05/08 19:28/eli-c
DATA QUALITY								
A/C Balance (± 5)	1.42	%				1	A1030 E	12/10/08 00:00/jmh
Anions	14.2	meq/L				1	A1030 E	12/10/08 00:00/jmh
Cations	14.6	meq/L				1	A1030 E	12/10/08 00:00/jmh
Solids, Total Dissolved Calculated	947	mg/L				1	A1030 E	12/10/08 00:00/jmh
TDS Balance (0.80 - 1.20)	0.930					1	A1030 E	12/10/08 00:00/jmh

Report RL - Analyte reporting limit.
Definitions: QCL - Quality control limit.
MDC - Minimum detectable concentration

MCL - Maximum contaminant level.
ND - Not detected at the reporting limit.
U - Not detected at minimum detectable concentration

Page 27 of 42



LABORATORY ANALYTICAL REPORT

Client: RESPEC Inc
Project: Edgemont
Lab ID: R08100295-010
Client Sample ID: DewBurd GW615

Report Date: 12/29/08
Collection Date: 10/20/08 16:20
Date Received: 10/22/08
Matrix: AQUEOUS

Analyses	Result	Units	Qual	RL	MCL/	DF	Method	Analysis Date / By
					QCL			
MAJOR IONS								
Alkalinity, Total as CaCO3	136	mg/L		5		1	A2320 B	10/29/08 11:16/mb
Carbonate as CO3	ND	mg/L		5		1	A2320 B	10/29/08 11:16/mb
Bicarbonate as HCO3	166	mg/L		5		1	A2320 B	10/29/08 11:16/mb
Calcium	71.0	mg/L		0.5		2	E200.7	11/05/08 18:05/eli-c
Chloride	5	mg/L		1		1	E300.0	10/23/08 03:54/jmh
Fluoride	0.5	mg/L		0.1		1	E300.0	10/23/08 03:54/jmh
Magnesium	20.7	mg/L		0.5		2	E200.7	11/05/08 18:05/eli-c
Nitrogen, Ammonia as N	ND	mg/L		0.1		1	A4500-NH3 G	10/23/08 18:06/jmh
Nitrogen, Nitrate as N	ND	mg/L		0.1		1	E300.0	10/23/08 03:54/jmh
Nitrogen, Nitrite as N	ND	mg/L		0.1		1	E300.0	10/23/08 03:54/jmh
Potassium	8.7	mg/L		0.5		2	E200.7	11/05/08 18:05/eli-c
Sodium	133	mg/L	D	2		2	E200.7	11/05/08 18:05/eli-c
Sulfate	414	mg/L	D	3		50	E300.0	10/23/08 03:37/jmh
Silica	8.7	mg/L		0.2		2	E200.7	11/05/08 18:05/eli-c
PHYSICAL PROPERTIES								
Conductivity @ 25 C	1100	umhos/cm		5.0		1	A2510 B	10/28/08 17:25/tb
Oxidation-Reduction Potential	250	mV				1	A2580 B	10/27/08 19:00/jmh
pH	7.77	s.u.		0.01		1	A4500-H B	10/28/08 13:49/tb
Sodium Adsorption Ratio (SAR)	3.6	unitless		0.10		1	Calculation	12/10/08 17:07/ADM
Solids, Total Dissolved TDS @ 180 C	720	mg/L		5		1	A2540 C	10/24/08 15:48/mb
METALS - DISSOLVED								
Aluminum	ND	mg/L		0.1		2	E200.7	11/05/08 18:05/eli-c
Arsenic	0.012	mg/L		0.001		1	E200.8	11/05/08 07:07/eli-c
Barium	ND	mg/L		0.1		1	E200.8	11/05/08 07:07/eli-c
Boron	ND	mg/L		0.1		2	E200.7	11/05/08 18:05/eli-c
Cadmium	ND	mg/L		0.005		1	E200.8	11/05/08 07:07/eli-c
Chromium	ND	mg/L		0.05		1	E200.8	11/05/08 07:07/eli-c
Copper	ND	mg/L		0.01		1	E200.8	11/05/08 07:07/eli-c
Iron	0.10	mg/L		0.03		2	E200.7	11/05/08 18:05/eli-c
Lead	ND	mg/L		0.001		1	E200.8	11/05/08 07:07/eli-c
Manganese	0.06	mg/L		0.01		1	E200.8	11/05/08 07:07/eli-c
Mercury	ND	mg/L		0.001		1	E200.8	11/05/08 07:07/eli-c
Molybdenum	ND	mg/L		0.1		1	E200.8	11/05/08 07:07/eli-c
Nickel	ND	mg/L		0.05		1	E200.8	11/05/08 07:07/eli-c
Selenium	ND	mg/L		0.001		1	A3114 B	10/31/08 10:04/eli-c
Silver	ND	mg/L		0.005		1	E200.8	11/05/08 15:23/eli-c
Thorium 232	ND	mg/L		0.005		1	E200.8	11/05/08 07:07/eli-c

Report RL - Analyte reporting limit.
Definitions: QCL - Quality control limit.
MDC - Minimum detectable concentration

MCL - Maximum contaminant level.
ND - Not detected at the reporting limit.
D - RL increased due to sample matrix interference.

Page 28 of 42



LABORATORY ANALYTICAL REPORT

Client: RESPEC Inc
Project: Edgemont
Lab ID: R08100295-010
Client Sample ID: DewBurd GW615

Report Date: 12/29/08
Collection Date: 10/20/08 16:20
Date Received: 10/22/08
Matrix: AQUEOUS

Analyses	Result	Units	Qual	RL	MCL/ QCL	DF	Method	Analysis Date / By
METALS - DISSOLVED								
Uranium	0.0023	mg/L		0.0003		1	E200.8	11/05/08 07:07/eli-c
Vanadium	ND	mg/L		0.1		1	E200.8	11/05/08 07:07/eli-c
Zinc	ND	mg/L		0.01		1	E200.8	11/05/08 07:07/eli-c
METALS - SUSPENDED								
Uranium	0.0032	mg/L		0.0003		1	E200.8	11/06/08 16:18/eli-c
METALS - SPECIATED								
Selenium-IV	ND	mg/L		0.001		1	A3114 B	10/30/08 15:02/eli-c
Selenium-VI	ND	mg/L		0.001		1	A3114 B	10/31/08 10:28/eli-c
RADIONUCLIDES - DISSOLVED								
Gross Alpha	20.9	pCi/L				1	E900.0	11/22/08 01:24/eli-c
Gross Alpha precision (±)	2.9	pCi/L				1	E900.0	11/22/08 01:24/eli-c
Gross Alpha MDC	2.4	pCi/L				1	E900.0	11/22/08 01:24/eli-c
Gross Beta	12.0	pCi/L				1	E900.0	11/22/08 01:24/eli-c
Gross Beta precision (±)	2.1	pCi/L				1	E900.0	11/22/08 01:24/eli-c
Gross Beta MDC	3.2	pCi/L				1	E900.0	11/22/08 01:24/eli-c
Lead 210	-1	pCi/L	U			1	E909.0M	11/06/08 09:13/eli-c
Lead 210 precision (±)	3.6	pCi/L				1	E909.0M	11/06/08 09:13/eli-c
Lead 210 MDC	6.1	pCi/L				1	E909.0M	11/06/08 09:13/eli-c
Polonium 210	0.1	pCi/L	U	1.0		1	RMO-3008	11/19/08 09:23/eli-c
Polonium 210 precision (±)	0.25	pCi/L				1	RMO-3008	11/19/08 09:23/eli-c
Radium 226	2.7	pCi/L				1	E903.0	11/11/08 02:30/eli-c
Radium 226 precision (±)	0.3	pCi/L				1	E903.0	11/11/08 02:30/eli-c
Thorium 230	0.1	pCi/L	U	0.2		1	E907.0	11/20/08 08:50/eli-c
Thorium 230 precision (±)	0.07	pCi/L				1	E907.0	11/20/08 08:50/eli-c
Gross Gamma	1100	pCi/L				1	E901.1	10/27/08 11:00/eli-c
Gross Gamma precision (±)	190	pCi/L				1	E901.1	10/27/08 11:00/eli-c
RADIONUCLIDES - SUSPENDED								
Lead 210	-3	pCi/L	U			1	E909.0M	11/11/08 10:15/eli-c
Lead 210 precision (±)	4.0	pCi/L				1	E909.0M	11/11/08 10:15/eli-c
Lead 210 MDC	6.8	pCi/L				1	E909.0M	11/11/08 10:15/eli-c
Polonium 210	0.0	pCi/L	U	1.0		1	RMO-3008	11/13/08 12:40/eli-c
Polonium 210 precision (±)	0.22	pCi/L				1	RMO-3008	11/13/08 12:40/eli-c
Radium 226	-0.1	pCi/L	U			1	E903.0	11/11/08 13:02/eli-c
Radium 226 precision (±)	0.3	pCi/L				1	E903.0	11/11/08 13:02/eli-c
Radium 226 MDC	0.5	pCi/L				1	E903.0	11/11/08 13:02/eli-c

Report RL - Analyte reporting limit.
Definitions: QCL - Quality control limit.
MDC - Minimum detectable concentration

MCL - Maximum contaminant level.
ND - Not detected at the reporting limit.
U - Not detected at minimum detectable concentration

Page 29 of 42



LABORATORY ANALYTICAL REPORT

Client: RESPEC Inc
Project: Edgemont
Lab ID: R08100295-010
Client Sample ID: DewBurd GW615

Report Date: 12/29/08
Collection Date: 10/20/08 16:20
Date Received: 10/22/08
Matrix: AQUEOUS

Analyses	Result	Units	Qual	RL	MCL/ QCL	DF	Method	Analysis Date / By
RADIONUCLIDES - SUSPENDED								
Thorium 230	-0.2	pCi/L	U	0.2		1	E907.0	11/07/08 14:30/eli-c
Thorium 230 precision (±)	0.05	pCi/L				1	E907.0	11/07/08 14:30/eli-c
RADIONUCLIDES - TOTAL								
Radon 222	1890	pCi/L		100		1	D5072-92	10/24/08 12:24/eli-c
Radon 222 precision (±)	87.8	pCi/L				1	D5072-92	10/24/08 12:24/eli-c
TOTAL METALS ANALYSES								
Antimony	ND	mg/L		0.003		1	E200.8	11/05/08 17:59/eli-c
Arsenic	0.024	mg/L		0.001		1	E200.8	11/05/08 17:59/eli-c
Barium	ND	mg/L		0.1		2	E200.7	11/05/08 19:32/eli-c
Beryllium	ND	mg/L		0.001		1	E200.8	11/05/08 17:59/eli-c
Boron	ND	mg/L		0.1		2	E200.7	11/05/08 19:32/eli-c
Cadmium	ND	mg/L		0.005		1	E200.8	11/05/08 17:59/eli-c
Chromium	ND	mg/L		0.05		2	E200.7	11/05/08 19:32/eli-c
Copper	ND	mg/L		0.01		2	E200.7	11/05/08 19:32/eli-c
Iron	1.34	mg/L		0.03		2	E200.7	11/05/08 19:32/eli-c
Lead	ND	mg/L		0.001		1	E200.8	11/05/08 17:59/eli-c
Manganese	0.07	mg/L		0.01		2	E200.7	11/05/08 19:32/eli-c
Mercury	ND	mg/L		0.001		1	E245.1	10/27/08 09:56/eli-b
Molybdenum	ND	mg/L		0.1		2	E200.7	11/05/08 19:32/eli-c
Nickel	ND	mg/L		0.05		2	E200.7	11/05/08 19:32/eli-c
Selenium	ND	mg/L		0.001		1	E200.8	11/05/08 17:59/eli-c
Silver	ND	mg/L		0.005		1	E200.8	11/05/08 17:59/eli-c
Strontium	1.4	mg/L		0.1		2	E200.7	11/05/08 19:32/eli-c
Thallium	ND	mg/L		0.001		1	E200.8	11/05/08 17:59/eli-c
Uranium	0.0026	mg/L		0.0003		1	E200.8	11/06/08 17:08/eli-c
Zinc	ND	mg/L		0.01		2	E200.7	11/05/08 19:32/eli-c
DATA QUALITY								
A/C Balance (± 5)	-1.01	%				1	A1030 E	12/10/08 00:00/jmh
Anions	11.5	meq/L				1	A1030 E	12/10/08 00:00/jmh
Cations	11.3	meq/L				1	A1030 E	12/10/08 00:00/jmh
Solids, Total Dissolved Calculated	758	mg/L				1	A1030 E	12/10/08 00:00/jmh
TDS Balance (0.80 - 1.20)	0.960					1	A1030 E	12/10/08 00:00/jmh

Report RL - Analyte reporting limit.
Definitions: QCL - Quality control limit.
MDC - Minimum detectable concentration

MCL - Maximum contaminant level.
ND - Not detected at the reporting limit.
U - Not detected at minimum detectable concentration

Page 30 of 42



LABORATORY ANALYTICAL REPORT

Client: RESPEC Inc
Project: Edgemont
Lab ID: R08100295-011
Client Sample ID: DewBurd GW697

Report Date: 12/29/08
Collection Date: 10/21/08 09:45
Date Received: 10/22/08
Matrix: AQUEOUS

Analyses	Result	Units	Qual	RL	MCL/ QCL	DF	Method	Analysis Date / By
MAJOR IONS								
Alkalinity, Total as CaCO3	166	mg/L		5		1	A2320 B	10/29/08 11:18/mb
Carbonate as CO3	ND	mg/L		5		1	A2320 B	10/29/08 11:18/mb
Bicarbonate as HCO3	202	mg/L		5		1	A2320 B	10/29/08 11:18/mb
Calcium	52.9	mg/L		0.5		2	E200.7	11/05/08 18:56/eli-c
Chloride	8	mg/L		1		1	E300.0	10/23/08 04:27/jmh
Fluoride	0.5	mg/L		0.1		1	E300.0	10/23/08 04:27/jmh
Magnesium	17.3	mg/L		0.5		2	E200.7	11/05/08 18:56/eli-c
Nitrogen, Ammonia as N	0.2	mg/L		0.1		1	A4500-NH3 G	10/23/08 18:07/jmh
Nitrogen, Nitrate as N	ND	mg/L		0.1		1	E300.0	10/23/08 04:27/jmh
Nitrogen, Nitrite as N	ND	mg/L		0.1		1	E300.0	10/23/08 04:27/jmh
Potassium	8.4	mg/L		0.5		2	E200.7	11/05/08 18:56/eli-c
Sodium	210	mg/L	D	2		2	E200.7	11/05/08 18:56/eli-c
Sulfate	560	mg/L	D	3		50	E300.0	10/23/08 04:10/jmh
Silica	9.3	mg/L		0.2		2	E200.7	11/05/08 18:56/eli-c
PHYSICAL PROPERTIES								
Conductivity @ 25 C	1280	umhos/cm		5.0		1	A2510 B	10/28/08 17:28/tb
Oxidation-Reduction Potential	210	mV				1	A2580 B	10/27/08 19:00/jmh
pH	8.15	s.u.		0.01		1	A4500-H B	10/28/08 13:52/tb
Sodium Adsorption Ratio (SAR)	6.4	unitless		0.10		1	Calculation	12/10/08 17:07/ADM
Solids, Total Dissolved TDS @ 180 C	1000	mg/L		5		1	A2540 C	10/24/08 15:49/mb
METALS - DISSOLVED								
Aluminum	ND	mg/L		0.1		2	E200.7	11/05/08 18:56/eli-c
Arsenic	0.001	mg/L		0.001		1	E200.8	11/05/08 15:57/eli-c
Barium	ND	mg/L		0.1		2	E200.7	11/05/08 18:56/eli-c
Boron	ND	mg/L		0.1		2	E200.7	11/05/08 18:56/eli-c
Cadmium	ND	mg/L		0.005		1	E200.8	11/05/08 15:57/eli-c
Chromium	ND	mg/L		0.05		2	E200.7	11/05/08 18:56/eli-c
Copper	ND	mg/L		0.01		1	E200.8	11/05/08 15:57/eli-c
Iron	0.04	mg/L		0.03		2	E200.7	11/05/08 18:56/eli-c
Lead	ND	mg/L		0.001		1	E200.8	11/05/08 15:57/eli-c
Manganese	0.06	mg/L		0.01		2	E200.7	11/05/08 18:56/eli-c
Mercury	ND	mg/L		0.001		1	E200.8	11/05/08 15:57/eli-c
Molybdenum	ND	mg/L		0.1		2	E200.7	11/05/08 18:56/eli-c
Nickel	ND	mg/L		0.05		2	E200.7	11/05/08 18:56/eli-c
Selenium	ND	mg/L		0.001		1	A3114 B	10/31/08 10:06/eli-c
Silver	ND	mg/L		0.005		1	E200.8	11/05/08 15:57/eli-c
Thorium 232	ND	mg/L		0.005		1	E200.8	11/05/08 15:57/eli-c

Report RL - Analyte reporting limit.
Definitions: QCL - Quality control limit.
MDC - Minimum detectable concentration

MCL - Maximum contaminant level.
ND - Not detected at the reporting limit.
D - RL increased due to sample matrix interference.

Page 31 of 42



LABORATORY ANALYTICAL REPORT

Client: RESPEC Inc
Project: Edgemont
Lab ID: R08100295-011
Client Sample ID: DewBurd GW697

Report Date: 12/29/08
Collection Date: 10/21/08 09:45
Date Received: 10/22/08
Matrix: AQUEOUS

Analyses	Result	Units	Qual	RL	MCL/ QCL	DF	Method	Analysis Date / By
METALS - DISSOLVED								
Uranium	ND	mg/L		0.0003		1	E200.8	11/06/08 17:12/eli-c
Vanadium	ND	mg/L		0.1		2	E200.7	11/05/08 18:56/eli-c
Zinc	ND	mg/L		0.01		2	E200.7	11/05/08 18:56/eli-c
METALS - SUSPENDED								
Uranium	0.0006	mg/L		0.0003		1	E200.8	11/06/08 16:22/eli-c
METALS - SPECIATED								
Selenium-IV	ND	mg/L		0.001		1	A3114 B	10/30/08 15:04/eli-c
Selenium-VI	ND	mg/L		0.001		1	A3114 B	10/31/08 10:28/eli-c
RADIONUCLIDES - DISSOLVED								
Gross Alpha	7.3	pCi/L				1	E900.0	11/24/08 07:45/eli-c
Gross Alpha precision (±)	2.4	pCi/L				1	E900.0	11/24/08 07:45/eli-c
Gross Alpha MDC	2.9	pCi/L				1	E900.0	11/24/08 07:45/eli-c
Gross Beta	3.6	pCi/L	U			1	E900.0	11/24/08 07:45/eli-c
Gross Beta precision (±)	2.2	pCi/L				1	E900.0	11/24/08 07:45/eli-c
Gross Beta MDC	3.6	pCi/L				1	E900.0	11/24/08 07:45/eli-c
Lead 210	-2	pCi/L	U			1	E909.0M	11/06/08 09:13/eli-c
Lead 210 precision (±)	3.6	pCi/L				1	E909.0M	11/06/08 09:13/eli-c
Lead 210 MDC	6.1	pCi/L				1	E909.0M	11/06/08 09:13/eli-c
Polonium 210	0.1	pCi/L	U	1.0		1	RMO-3008	11/19/08 09:23/eli-c
Polonium 210 precision (±)	0.35	pCi/L				1	RMO-3008	11/19/08 09:23/eli-c
Radium 226	0.6	pCi/L				1	E903.0	11/11/08 02:30/eli-c
Radium 226 precision (±)	0.2	pCi/L				1	E903.0	11/11/08 02:30/eli-c
Thorium 230	0.0	pCi/L	U	0.2		1	E907.0	11/20/08 13:36/eli-c
Thorium 230 precision (±)	0.08	pCi/L				1	E907.0	11/20/08 13:36/eli-c
Gross Gamma	1700	pCi/L				1	E901.1	10/27/08 11:00/eli-c
Gross Gamma precision (±)	240	pCi/L				1	E901.1	10/27/08 11:00/eli-c
RADIONUCLIDES - SUSPENDED								
Lead 210	-2	pCi/L	U			1	E909.0M	11/11/08 10:15/eli-c
Lead 210 precision (±)	4.0	pCi/L				1	E909.0M	11/11/08 10:15/eli-c
Lead 210 MDC	6.8	pCi/L				1	E909.0M	11/11/08 10:15/eli-c
Polonium 210	0.1	pCi/L	U	1.0		1	RMO-3008	11/13/08 12:40/eli-c
Polonium 210 precision (±)	0.27	pCi/L				1	RMO-3008	11/13/08 12:40/eli-c
Radium 226	0.05	pCi/L	U			1	E903.0	11/11/08 13:02/eli-c
Radium 226 precision (±)	0.3	pCi/L				1	E903.0	11/11/08 13:02/eli-c
Radium 226 MDC	0.5	pCi/L				1	E903.0	11/11/08 13:02/eli-c

Report RL - Analyte reporting limit.
Definitions: QCL - Quality control limit.
MDC - Minimum detectable concentration

MCL - Maximum contaminant level.
ND - Not detected at the reporting limit.
U - Not detected at minimum detectable concentration

Page 32 of 42



LABORATORY ANALYTICAL REPORT

Client: RESPEC Inc
Project: Edgemont
Lab ID: R08100295-011
Client Sample ID: DewBurd GW697

Report Date: 12/29/08
Collection Date: 10/21/08 09:45
Date Received: 10/22/08
Matrix: AQUEOUS

Analyses	Result	Units	Qual	RL	MCL/ QCL	DF	Method	Analysis Date / By
RADIONUCLIDES - SUSPENDED								
Thorium 230	-0.1	pCi/L	U	0.2		1	E907.0	11/07/08 14:30/eli-c
Thorium 230 precision (±)	0.05	pCi/L				1	E907.0	11/07/08 14:30/eli-c
RADIONUCLIDES - TOTAL								
Radon 222	319	pCi/L		100		1	D5072-92	10/24/08 12:24/eli-c
Radon 222 precision (±)	60.7	pCi/L				1	D5072-92	10/24/08 12:24/eli-c
TOTAL METALS ANALYSES								
Antimony	ND	mg/L		0.003		1	E200.8	11/05/08 18:06/eli-c
Arsenic	0.002	mg/L		0.001		1	E200.8	11/05/08 18:06/eli-c
Barium	ND	mg/L		0.1		2	E200.7	11/05/08 19:49/eli-c
Beryllium	ND	mg/L		0.001		1	E200.8	11/05/08 18:06/eli-c
Boron	ND	mg/L		0.1		2	E200.7	11/05/08 19:49/eli-c
Cadmium	ND	mg/L		0.005		1	E200.8	11/05/08 18:06/eli-c
Chromium	ND	mg/L		0.05		2	E200.7	11/05/08 19:49/eli-c
Copper	ND	mg/L		0.01		2	E200.7	11/05/08 19:49/eli-c
Iron	0.06	mg/L		0.03		2	E200.7	11/05/08 19:49/eli-c
Lead	ND	mg/L		0.001		1	E200.8	11/05/08 18:06/eli-c
Manganese	0.06	mg/L		0.01		2	E200.7	11/05/08 19:49/eli-c
Mercury	ND	mg/L		0.001		1	E245.1	10/27/08 12:41/eli-b
Molybdenum	ND	mg/L		0.1		2	E200.7	11/05/08 19:49/eli-c
Nickel	ND	mg/L		0.05		2	E200.7	11/05/08 19:49/eli-c
Selenium	ND	mg/L		0.001		1	E200.8	11/05/08 18:06/eli-c
Silver	ND	mg/L		0.005		1	E200.8	11/05/08 18:06/eli-c
Strontium	1.1	mg/L		0.1		2	E200.7	11/05/08 19:49/eli-c
Thallium	ND	mg/L		0.001		1	E200.8	11/05/08 18:06/eli-c
Uranium	ND	mg/L		0.0003		1	E200.8	11/06/08 17:16/eli-c
Zinc	ND	mg/L		0.01		2	E200.7	11/05/08 19:49/eli-c
DATA QUALITY								
A/C Balance (± 5)	-6.31	%				1	A1030 E	12/10/08 00:00/jmh
Anions	15.2	meq/L				1	A1030 E	12/10/08 00:00/jmh
Cations	13.4	meq/L				1	A1030 E	12/10/08 00:00/jmh
Solids, Total Dissolved Calculated	983	mg/L				1	A1030 E	12/10/08 00:00/jmh
TDS Balance (0.80 - 1.20)	1.03					1	A1030 E	12/10/08 00:00/jmh

Report Definitions: RL - Analyte reporting limit.
QCL - Quality control limit.
MDC - Minimum detectable concentration

MCL - Maximum contaminant level.
ND - Not detected at the reporting limit.
U - Not detected at minimum detectable concentration

Page 33 of 42



LABORATORY ANALYTICAL REPORT

Client: RESPEC Inc
Project: Edgemont
Lab ID: R08100295-012
Client Sample ID: DewBurd GW695

Report Date: 12/29/08
Collection Date: 10/21/08 09:10
Date Received: 10/22/08
Matrix: AQUEOUS

Analyses	Result	Units	Qual	RL	MCL/ QCL	DF	Method	Analysis Date / By
MAJOR IONS								
Alkalinity, Total as CaCO3	172	mg/L		5		1	A2320 B	10/29/08 11:22/mb
Carbonate as CO3	ND	mg/L		5		1	A2320 B	10/29/08 11:22/mb
Bicarbonate as HCO3	210	mg/L		5		1	A2320 B	10/29/08 11:22/mb
Calcium	51.4	mg/L		0.5		2	E200.7	11/05/08 19:08/eli-c
Chloride	13	mg/L		1		1	E300.0	10/23/08 06:05/jmh
Fluoride	0.4	mg/L		0.1		1	E300.0	10/23/08 06:05/jmh
Magnesium	18.5	mg/L		0.5		2	E200.7	11/05/08 19:08/eli-c
Nitrogen, Ammonia as N	0.2	mg/L		0.1		1	A4500-NH3 G	10/23/08 18:09/jmh
Nitrogen, Nitrate as N	ND	mg/L		0.1		1	E300.0	10/23/08 06:05/jmh
Nitrogen, Nitrite as N	ND	mg/L		0.1		1	E300.0	10/23/08 06:05/jmh
Potassium	8.5	mg/L		0.5		2	E200.7	11/05/08 19:08/eli-c
Sodium	246	mg/L	D	2		2	E200.7	11/05/08 19:08/eli-c
Sulfate	478	mg/L	D	3		50	E300.0	10/23/08 05:16/jmh
Silica	8.8	mg/L		0.2		2	E200.7	11/05/08 19:08/eli-c
PHYSICAL PROPERTIES								
Conductivity @ 25 C	1440	umhos/cm		5.0		1	A2510 B	10/28/08 17:30/tb
Oxidation-Reduction Potential	230	mV				1	A2580 B	10/27/08 19:00/jmh
pH	8.07	s.u.		0.01		1	A4500-H B	10/28/08 13:54/tb
Sodium Adsorption Ratio (SAR)	7.5	unitless		0.10		1	Calculation	12/10/08 17:07/ADM
Solids, Total Dissolved TDS @ 180 C	1100	mg/L		5		1	A2540 C	10/24/08 15:49/mb
METALS - DISSOLVED								
Aluminum	ND	mg/L		0.1		2	E200.7	11/05/08 19:08/eli-c
Arsenic	0.001	mg/L		0.001		1	E200.8	11/05/08 16:04/eli-c
Barium	ND	mg/L		0.1		2	E200.7	11/05/08 19:08/eli-c
Boron	ND	mg/L		0.1		2	E200.7	11/05/08 19:08/eli-c
Cadmium	ND	mg/L		0.005		1	E200.8	11/05/08 16:04/eli-c
Chromium	ND	mg/L		0.05		2	E200.7	11/05/08 19:08/eli-c
Copper	ND	mg/L		0.01		1	E200.8	11/05/08 16:04/eli-c
Iron	ND	mg/L		0.03		2	E200.7	11/05/08 19:08/eli-c
Lead	ND	mg/L		0.001		1	E200.8	11/05/08 16:04/eli-c
Manganese	0.08	mg/L		0.01		2	E200.7	11/05/08 19:08/eli-c
Mercury	ND	mg/L		0.001		1	E200.8	11/05/08 16:04/eli-c
Molybdenum	ND	mg/L		0.1		2	E200.7	11/05/08 19:08/eli-c
Nickel	ND	mg/L		0.05		2	E200.7	11/05/08 19:08/eli-c
Selenium	ND	mg/L		0.001		1	A3114 B	10/31/08 10:13/eli-c
Silver	ND	mg/L		0.005		1	E200.8	11/05/08 16:04/eli-c
Thorium 232	ND	mg/L		0.005		1	E200.8	11/05/08 16:04/eli-c

Report RL - Analyte reporting limit.
Definitions: QCL - Quality control limit.
MDC - Minimum detectable concentration

MCL - Maximum contaminant level.
ND - Not detected at the reporting limit.
D - RL increased due to sample matrix interference.

Page 34 of 42



LABORATORY ANALYTICAL REPORT

Client: RESPEC Inc
Project: Edgemont
Lab ID: R08100295-012
Client Sample ID: DewBurd GW695

Report Date: 12/29/08
Collection Date: 10/21/08 09:10
Date Received: 10/22/08
Matrix: AQUEOUS

Analyses	Result	Units	Qual	RL	MCL/ QCL	DF	Method	Analysis Date / By
METALS - DISSOLVED								
Uranium	0.0030	mg/L		0.0003		1	E200.8	11/06/08 17:20/eli-c
Vanadium	ND	mg/L		0.1		2	E200.7	11/05/08 19:08/eli-c
Zinc	0.02	mg/L		0.01		2	E200.7	11/05/08 19:08/eli-c
METALS - SUSPENDED								
Uranium	ND	mg/L		0.0003		1	E200.8	11/06/08 16:26/eli-c
METALS - SPECIATED								
Selenium-IV	ND	mg/L		0.001		1	A3114 B	10/30/08 15:11/eli-c
Selenium-VI	ND	mg/L		0.001		1	A3114 B	10/31/08 10:28/eli-c
RADIONUCLIDES - DISSOLVED								
Gross Alpha	27.8	pCi/L				1	E900.0	11/24/08 07:45/eli-ca
Gross Alpha precision (±)	3.9	pCi/L				1	E900.0	11/24/08 07:45/eli-ca
Gross Alpha MDC	3.1	pCi/L				1	E900.0	11/24/08 07:45/eli-ca
Gross Beta	11.6	pCi/L				1	E900.0	11/24/08 07:45/eli-ca
Gross Beta precision (±)	2.6	pCi/L				1	E900.0	11/24/08 07:45/eli-ca
Gross Beta MDC	4.1	pCi/L				1	E900.0	11/24/08 07:45/eli-ca
Lead 210	-0.4	pCi/L	U			1	E909.0M	11/06/08 09:13/eli-c
Lead 210 precision (±)	3.7	pCi/L				1	E909.0M	11/06/08 09:13/eli-c
Lead 210 MDC	6.1	pCi/L				1	E909.0M	11/06/08 09:13/eli-c
Polonium 210	0.0	pCi/L	U	1.0		1	RMO-3008	11/19/08 09:23/eli-c
Polonium 210 precision (±)	0.25	pCi/L				1	RMO-3008	11/19/08 09:23/eli-c
Radium 226	4.0	pCi/L				1	E903.0	11/11/08 02:30/eli-c
Radium 226 precision (±)	0.4	pCi/L				1	E903.0	11/11/08 02:30/eli-c
Thorium 230	0.1	pCi/L	U	0.2		1	E907.0	11/20/08 13:36/eli-c
Thorium 230 precision (±)	0.1	pCi/L				1	E907.0	11/20/08 13:36/eli-c
Gross Gamma	1100	pCi/L				1	E901.1	10/27/08 11:00/eli-c
Gross Gamma precision (±)	250	pCi/L				1	E901.1	10/27/08 11:00/eli-c
RADIONUCLIDES - SUSPENDED								
Lead 210	-1	pCi/L	U			1	E909.0M	11/11/08 10:15/eli-c
Lead 210 precision (±)	4.0	pCi/L				1	E909.0M	11/11/08 10:15/eli-c
Lead 210 MDC	6.8	pCi/L				1	E909.0M	11/11/08 10:15/eli-c
Polonium 210	0.0	pCi/L	U	1.0		1	RMO-3008	11/13/08 12:40/eli-c
Polonium 210 precision (±)	0.22	pCi/L				1	RMO-3008	11/13/08 12:40/eli-c
Radium 226	-0.3	pCi/L	U			1	E903.0	11/11/08 13:02/eli-c
Radium 226 precision (±)	0.3	pCi/L				1	E903.0	11/11/08 13:02/eli-c
Radium 226 MDC	0.5	pCi/L				1	E903.0	11/11/08 13:02/eli-c

Report RL - Analyte reporting limit.
Definitions: QCL - Quality control limit.
MDC - Minimum detectable concentration

MCL - Maximum contaminant level.
ND - Not detected at the reporting limit.
U - Not detected at minimum detectable concentration

Page 35 of 42



LABORATORY ANALYTICAL REPORT

Client: RESPEC Inc
Project: Edgemont
Lab ID: R08100295-012
Client Sample ID: DewBurd GW695

Report Date: 12/29/08
Collection Date: 10/21/08 09:10
Date Received: 10/22/08
Matrix: AQUEOUS

Analyses	Result	Units	Qual	RL	MCL/ QCL	DF	Method	Analysis Date / By
RADIONUCLIDES - SUSPENDED								
Thorium 230	0.0	pCi/L	U	0.2		1	E907.0	11/07/08 14:30/eli-c
Thorium 230 precision (±)	0.05	pCi/L				1	E907.0	11/07/08 14:30/eli-c
RADIONUCLIDES - TOTAL								
Radon 222	1860	pCi/L		100		1	D5072-92	10/24/08 12:24/eli-c
Radon 222 precision (±)	79.1	pCi/L				1	D5072-92	10/24/08 12:24/eli-c
TOTAL METALS ANALYSES								
Antimony	ND	mg/L		0.003		1	E200.8	11/05/08 18:13/eli-c
Arsenic	0.001	mg/L		0.001		1	E200.8	11/05/08 18:13/eli-c
Barium	ND	mg/L		0.1		2	E200.7	11/05/08 19:53/eli-c
Beryllium	ND	mg/L		0.001		1	E200.8	11/05/08 18:13/eli-c
Boron	ND	mg/L		0.1		2	E200.7	11/05/08 19:53/eli-c
Cadmium	ND	mg/L		0.005		1	E200.8	11/05/08 18:13/eli-c
Chromium	ND	mg/L		0.05		2	E200.7	11/05/08 19:53/eli-c
Copper	ND	mg/L		0.01		2	E200.7	11/05/08 19:53/eli-c
Iron	0.16	mg/L		0.03		2	E200.7	11/05/08 19:53/eli-c
Lead	ND	mg/L		0.001		1	E200.8	11/05/08 18:13/eli-c
Manganese	0.08	mg/L		0.01		2	E200.7	11/05/08 19:53/eli-c
Mercury	ND	mg/L		0.001		1	E245.1	10/27/08 12:48/eli-b
Molybdenum	ND	mg/L		0.1		2	E200.7	11/05/08 19:53/eli-c
Nickel	ND	mg/L		0.05		2	E200.7	11/05/08 19:53/eli-c
Selenium	ND	mg/L		0.001		1	E200.8	11/05/08 18:13/eli-c
Silver	ND	mg/L		0.005		1	E200.8	11/05/08 18:13/eli-c
Strontium	0.9	mg/L		0.1		2	E200.7	11/05/08 19:53/eli-c
Thallium	ND	mg/L		0.001		1	E200.8	11/05/08 18:13/eli-c
Uranium	0.0030	mg/L		0.0003		1	E200.8	11/06/08 17:25/eli-c
Zinc	0.01	mg/L		0.01		2	E200.7	11/05/08 19:53/eli-c
DATA QUALITY								
A/C Balance (± 5)	4.33	%				1	A1030 E	12/10/08 00:00/jmh
Anions	13.8	meq/L				1	A1030 E	12/10/08 00:00/jmh
Cations	15.0	meq/L				1	A1030 E	12/10/08 00:00/jmh
Solids, Total Dissolved Calculated	942	mg/L				1	A1030 E	12/10/08 00:00/jmh
TDS Balance (0.80 - 1.20)	1.15					1	A1030 E	12/10/08 00:00/jmh

Report Definitions: RL - Analyte reporting limit.
QCL - Quality control limit.
MDC - Minimum detectable concentration

MCL - Maximum contaminant level.
ND - Not detected at the reporting limit.
U - Not detected at minimum detectable concentration

Page 36 of 42



LABORATORY ANALYTICAL REPORT

Client: RESPEC Inc
Project: Edgemont
Lab ID: R08100295-013
Client Sample ID: DewBurd GW694

Report Date: 12/29/08
Collection Date: 10/21/08 08:25
Date Received: 10/22/08
Matrix: AQUEOUS

Analyses	Result	Units	Qual	RL	MCL/ QCL	DF	Method	Analysis Date / By
MAJOR IONS								
Alkalinity, Total as CaCO ₃	202	mg/L		5		1	A2320 B	10/29/08 11:24/mb
Carbonate as CO ₃	ND	mg/L		5		1	A2320 B	10/29/08 11:24/mb
Bicarbonate as HCO ₃	246	mg/L		5		1	A2320 B	10/29/08 11:24/mb
Calcium	98.8	mg/L		0.5		2	E200.7	11/05/08 19:16/eli-c
Chloride	9	mg/L		1		1	E300.0	10/23/08 06:38/jmh
Fluoride	0.2	mg/L		0.1		1	E300.0	10/23/08 06:38/jmh
Magnesium	36.5	mg/L		0.5		2	E200.7	11/05/08 19:16/eli-c
Nitrogen, Ammonia as N	0.3	mg/L		0.1		1	A4500-NH ₃ G	10/23/08 18:10/jmh
Nitrogen, Nitrate as N	ND	mg/L		0.1		1	E300.0	10/23/08 06:38/jmh
Nitrogen, Nitrite as N	ND	mg/L		0.1		1	E300.0	10/23/08 06:38/jmh
Potassium	12.9	mg/L		0.5		2	E200.7	11/05/08 19:16/eli-c
Sodium	177	mg/L	D	2		2	E200.7	11/05/08 19:16/eli-c
Sulfate	519	mg/L	D	3		50	E300.0	10/23/08 06:22/jmh
Silica	9.3	mg/L		0.2		2	E200.7	11/05/08 19:16/eli-c
PHYSICAL PROPERTIES								
Conductivity @ 25 C	1450	umhos/cm		5.0		1	A2510 B	10/28/08 17:31/tb
Oxidation-Reduction Potential	240	mV				1	A2580 B	10/27/08 19:00/jmh
pH	7.96	s.u.		0.01		1	A4500-H B	10/28/08 13:56/tb
Sodium Adsorption Ratio (SAR)	3.9	unitless		0.10		1	Calculation	12/10/08 17:07/ADM
Solids, Total Dissolved TDS @ 180 C	1100	mg/L		5		1	A2540 C	10/24/08 15:50/mb
METALS - DISSOLVED								
Aluminum	ND	mg/L		0.1		2	E200.7	11/05/08 19:16/eli-c
Arsenic	0.002	mg/L		0.001		1	E200.8	11/05/08 16:11/eli-c
Barium	ND	mg/L		0.1		2	E200.7	11/05/08 19:16/eli-c
Boron	ND	mg/L		0.1		2	E200.7	11/05/08 19:16/eli-c
Cadmium	ND	mg/L		0.005		1	E200.8	11/05/08 16:11/eli-c
Chromium	ND	mg/L		0.05		2	E200.7	11/05/08 19:16/eli-c
Copper	ND	mg/L		0.01		1	E200.8	11/05/08 16:11/eli-c
Iron	ND	mg/L		0.03		2	E200.7	11/05/08 19:16/eli-c
Lead	ND	mg/L		0.001		1	E200.8	11/05/08 16:11/eli-c
Manganese	0.16	mg/L		0.01		2	E200.7	11/05/08 19:16/eli-c
Mercury	ND	mg/L		0.001		1	E200.8	11/05/08 16:11/eli-c
Molybdenum	ND	mg/L		0.1		2	E200.7	11/05/08 19:16/eli-c
Nickel	ND	mg/L		0.05		2	E200.7	11/05/08 19:16/eli-c
Selenium	ND	mg/L		0.001		1	A3114 B	10/31/08 10:15/eli-c
Silver	ND	mg/L		0.005		1	E200.8	11/05/08 16:11/eli-c
Thorium 232	ND	mg/L		0.005		1	E200.8	11/05/08 16:11/eli-c

Report RL - Analyte reporting limit.
Definitions: QCL - Quality control limit.
MDC - Minimum detectable concentration

MCL - Maximum contaminant level.
ND - Not detected at the reporting limit.
D - RL increased due to sample matrix interference.

Page 37 of 42



LABORATORY ANALYTICAL REPORT

Client: RESPEC Inc
Project: Edgemont
Lab ID: R08100295-013
Client Sample ID: DewBurd GW694

Report Date: 12/29/08
Collection Date: 10/21/08 08:25
Date Received: 10/22/08
Matrix: AQUEOUS

Analyses	Result	Units	Qual	RL	MCL/	DF	Method	Analysis Date / By
					QCL			
METALS - DISSOLVED								
Uranium	0.0006	mg/L		0.0003		1	E200.8	11/06/08 17:29/eli-c
Vanadium	ND	mg/L		0.1		2	E200.7	11/05/08 19:16/eli-c
Zinc	ND	mg/L		0.01		2	E200.7	11/05/08 19:16/eli-c
METALS - SUSPENDED								
Uranium	ND	mg/L		0.0003		1	E200.8	11/06/08 16:31/eli-c
METALS - SPECIATED								
Selenium-IV	ND	mg/L		0.001		1	A3114 B	10/30/08 15:13/eli-c
Selenium-VI	ND	mg/L		0.001		1	A3114 B	10/31/08 10:28/eli-c
RADIONUCLIDES - DISSOLVED								
Gross Alpha	9.1	pCi/L				1	E900.0	11/24/08 07:45/eli-ca
Gross Alpha precision (±)	2.8	pCi/L				1	E900.0	11/24/08 07:45/eli-ca
Gross Alpha MDC	3.3	pCi/L				1	E900.0	11/24/08 07:45/eli-ca
Gross Beta	11.1	pCi/L				1	E900.0	11/24/08 07:45/eli-ca
Gross Beta precision (±)	2.6	pCi/L				1	E900.0	11/24/08 07:45/eli-ca
Gross Beta MDC	4.1	pCi/L				1	E900.0	11/24/08 07:45/eli-ca
Lead 210	-1	pCi/L	U			1	E909.0M	11/06/08 09:13/eli-c
Lead 210 precision (±)	3.6	pCi/L				1	E909.0M	11/06/08 09:13/eli-c
Lead 210 MDC	6.1	pCi/L				1	E909.0M	11/06/08 09:13/eli-c
Polonium 210	0.1	pCi/L	U	1.0		1	RMO-3008	11/19/08 09:23/eli-c
Polonium 210 precision (±)	0.29	pCi/L				1	RMO-3008	11/19/08 09:23/eli-c
Radium 226	1.4	pCi/L				1	E903.0	11/11/08 02:30/eli-c
Radium 226 precision (±)	0.2	pCi/L				1	E903.0	11/11/08 02:30/eli-c
Thorium 230	0.0	pCi/L	U	0.2		1	E907.0	11/20/08 13:36/eli-c
Thorium 230 precision (±)	0.1	pCi/L				1	E907.0	11/20/08 13:36/eli-c
Gross Gamma	1200	pCi/L				1	E901.1	10/27/08 11:00/eli-c
Gross Gamma precision (±)	260	pCi/L				1	E901.1	10/27/08 11:00/eli-c
RADIONUCLIDES - SUSPENDED								
Lead 210	-2	pCi/L	U			1	E909.0M	11/11/08 10:15/eli-c
Lead 210 precision (±)	4.0	pCi/L				1	E909.0M	11/11/08 10:15/eli-c
Lead 210 MDC	6.8	pCi/L				1	E909.0M	11/11/08 10:15/eli-c
Polonium 210	0.0	pCi/L	U	1.0		1	RMO-3008	11/13/08 12:40/eli-c
Polonium 210 precision (±)	0.17	pCi/L				1	RMO-3008	11/13/08 12:40/eli-c
Radium 226	-0.4	pCi/L	U			1	E903.0	11/11/08 14:35/eli-c
Radium 226 precision (±)	0.2	pCi/L				1	E903.0	11/11/08 14:35/eli-c
Radium 226 MDC	0.5	pCi/L				1	E903.0	11/11/08 14:35/eli-c

Report RL - Analyte reporting limit.
Definitions: QCL - Quality control limit.
MDC - Minimum detectable concentration

MCL - Maximum contaminant level.
ND - Not detected at the reporting limit.
U - Not detected at minimum detectable concentration

Page 38 of 42



LABORATORY ANALYTICAL REPORT

Client: RESPEC Inc
Project: Edgemont
Lab ID: R08100295-013
Client Sample ID: DewBurd GW694

Report Date: 12/29/08
Collection Date: 10/21/08 08:25
Date Received: 10/22/08
Matrix: AQUEOUS

Analyses	Result	Units	Qual	RL	MCL/ QCL	DF	Method	Analysis Date / By
RADIONUCLIDES - SUSPENDED								
Thorium 230	0.0	pCi/L	U	0.2		1	E907.0	11/07/08 14:30/eli-c
Thorium 230 precision (±)	0.05	pCi/L				1	E907.0	11/07/08 14:30/eli-c
RADIONUCLIDES - TOTAL								
Radon 222	281	pCi/L		100		1	D5072-92	10/24/08 12:24/eli-c
Radon 222 precision (±)	60.8	pCi/L				1	D5072-92	10/24/08 12:24/eli-c
TOTAL METALS ANALYSES								
Antimony	ND	mg/L		0.003		1	E200.8	11/05/08 18:47/eli-c
Arsenic	0.002	mg/L		0.001		1	E200.8	11/05/08 18:47/eli-c
Barium	ND	mg/L		0.1		2	E200.7	11/05/08 19:57/eli-c
Beryllium	ND	mg/L		0.001		1	E200.8	11/05/08 18:47/eli-c
Boron	ND	mg/L		0.1		2	E200.7	11/05/08 19:57/eli-c
Cadmium	ND	mg/L		0.005		1	E200.8	11/05/08 18:47/eli-c
Chromium	ND	mg/L		0.05		2	E200.7	11/05/08 19:57/eli-c
Copper	ND	mg/L		0.01		2	E200.7	11/05/08 19:57/eli-c
Iron	0.17	mg/L		0.03		2	E200.7	11/05/08 19:57/eli-c
Lead	ND	mg/L		0.001		1	E200.8	11/05/08 18:47/eli-c
Manganese	0.16	mg/L		0.01		2	E200.7	11/05/08 19:57/eli-c
Mercury	ND	mg/L		0.001		1	E245.1	10/27/08 12:50/eli-b
Molybdenum	ND	mg/L		0.1		2	E200.7	11/05/08 19:57/eli-c
Nickel	ND	mg/L		0.05		2	E200.7	11/05/08 19:57/eli-c
Selenium	ND	mg/L		0.001		1	E200.8	11/05/08 18:47/eli-c
Silver	ND	mg/L		0.005		1	E200.8	11/05/08 18:47/eli-c
Strontium	2.8	mg/L		0.1		2	E200.7	11/05/08 19:57/eli-c
Thallium	ND	mg/L		0.001		1	E200.8	11/05/08 18:47/eli-c
Uranium	0.0006	mg/L		0.0003		1	E200.8	11/06/08 17:33/eli-c
Zinc	ND	mg/L		0.01		2	E200.7	11/05/08 19:57/eli-c
DATA QUALITY								
A/C Balance (± 5)	2.88	%				1	A1030 E	12/10/08 00:00/jmh
Anions	15.1	meq/L				1	A1030 E	12/10/08 00:00/jmh
Cations	16.0	meq/L				1	A1030 E	12/10/08 00:00/jmh
Solids, Total Dissolved Calculated	999	mg/L				1	A1030 E	12/10/08 00:00/jmh
TDS Balance (0.80 - 1.20)	1.06					1	A1030 E	12/10/08 00:00/jmh

Report RL - Analyte reporting limit.
Definitions: QCL - Quality control limit.
MDC - Minimum detectable concentration

MCL - Maximum contaminant level.
ND - Not detected at the reporting limit.
U - Not detected at minimum detectable concentration

Page 39 of 42



LABORATORY ANALYTICAL REPORT

Client: RESPEC Inc
Project: Edgemont
Lab ID: R08100295-014
Client Sample ID: DewBurd GW696

Report Date: 12/29/08
Collection Date: 10/21/08 08:45
Date Received: 10/22/08
Matrix: AQUEOUS

Analyses	Result	Units	Qual	RL	MCL/ QCL	DF	Method	Analysis Date / By
MAJOR IONS								
Alkalinity, Total as CaCO3	180	mg/L		5		1	A2320 B	10/29/08 11:27/mb
Carbonate as CO3	ND	mg/L		5		1	A2320 B	10/29/08 11:27/mb
Bicarbonate as HCO3	219	mg/L		5		1	A2320 B	10/29/08 11:27/mb
Calcium	30.3	mg/L		0.5		2	E200.7	11/05/08 19:20/eli-c
Chloride	13	mg/L		1		1	E300.0	10/23/08 07:11/jmh
Fluoride	0.3	mg/L		0.1		1	E300.0	10/23/08 07:11/jmh
Magnesium	10.6	mg/L		0.5		2	E200.7	11/05/08 19:20/eli-c
Nitrogen, Ammonia as N	0.4	mg/L		0.1		1	A4500-NH3 G	10/23/08 18:11/jmh
Nitrogen, Nitrate as N	ND	mg/L		0.1		1	E300.0	10/23/08 07:11/jmh
Nitrogen, Nitrite as N	ND	mg/L		0.1		1	E300.0	10/23/08 07:11/jmh
Potassium	8.9	mg/L		0.5		2	E200.7	11/05/08 19:20/eli-c
Sodium	282	mg/L	D	2		2	E200.7	11/05/08 19:20/eli-c
Sulfate	493	mg/L	D	3		50	E300.0	10/23/08 06:54/jmh
Silica	9.8	mg/L		0.2		2	E200.7	11/05/08 19:20/eli-c
PHYSICAL PROPERTIES								
Conductivity @ 25 C	1490	umhos/cm		5.0		1	A2510 B	10/28/08 17:32/tb
Oxidation-Reduction Potential	200	mV				1	A2580 B	10/27/08 19:00/jmh
pH	8.26	s.u.		0.01		1	A4500-H B	10/28/08 13:58/tb
Sodium Adsorption Ratio (SAR)	11	unitless		0.10		1	Calculation	12/10/08 17:07/ADM
Solids, Total Dissolved TDS @ 180 C	950	mg/L		5		1	A2540 C	10/24/08 15:50/mb
METALS - DISSOLVED								
Aluminum	ND	mg/L		0.1		2	E200.7	11/05/08 19:20/eli-c
Arsenic	ND	mg/L		0.001		1	E200.8	11/05/08 16:18/eli-c
Barium	ND	mg/L		0.1		2	E200.7	11/05/08 19:20/eli-c
Boron	ND	mg/L		0.1		2	E200.7	11/05/08 19:20/eli-c
Cadmium	ND	mg/L		0.005		1	E200.8	11/05/08 16:18/eli-c
Chromium	ND	mg/L		0.05		2	E200.7	11/05/08 19:20/eli-c
Copper	ND	mg/L		0.01		1	E200.8	11/05/08 16:18/eli-c
Iron	ND	mg/L		0.03		2	E200.7	11/05/08 19:20/eli-c
Lead	ND	mg/L		0.001		1	E200.8	11/05/08 16:18/eli-c
Manganese	0.06	mg/L		0.01		2	E200.7	11/05/08 19:20/eli-c
Mercury	ND	mg/L		0.001		1	E200.8	11/05/08 16:18/eli-c
Molybdenum	ND	mg/L		0.1		2	E200.7	11/05/08 19:20/eli-c
Nickel	ND	mg/L		0.05		2	E200.7	11/05/08 19:20/eli-c
Selenium	ND	mg/L		0.001		1	A3114 B	10/31/08 10:18/eli-c
Silver	ND	mg/L		0.005		1	E200.8	11/05/08 16:18/eli-c
Thorium 232	ND	mg/L		0.005		1	E200.8	11/05/08 16:18/eli-c

Report RL - Analyte reporting limit.
Definitions: QCL - Quality control limit.
MDC - Minimum detectable concentration

MCL - Maximum contaminant level.
ND - Not detected at the reporting limit.
D - RL increased due to sample matrix interference.

Page 40 of 42



LABORATORY ANALYTICAL REPORT

Client: RESPEC Inc
Project: Edgemont
Lab ID: R08100295-014
Client Sample ID: DewBurd GW696

Report Date: 12/29/08
Collection Date: 10/21/08 08:45
Date Received: 10/22/08
Matrix: AQUEOUS

Analyses	Result	Units	Qual	RL	MCL/	DF	Method	Analysis Date / By
					QCL			
METALS - DISSOLVED								
Uranium	ND	mg/L		0.0003		1	E200.8	11/06/08 17:37/eli-c
Vanadium	ND	mg/L		0.1		2	E200.7	11/05/08 19:20/eli-c
Zinc	ND	mg/L		0.01		2	E200.7	11/05/08 19:20/eli-c
METALS - SUSPENDED								
Uranium	ND	mg/L		0.0003		1	E200.8	11/06/08 16:43/eli-c
METALS - SPECIATED								
Selenium-IV	ND	mg/L		0.001		1	A3114 B	10/30/08 15:15/eli-c
Selenium-VI	ND	mg/L		0.001		1	A3114 B	10/31/08 10:28/eli-c
RADIONUCLIDES - DISSOLVED								
Gross Alpha	9.8	pCi/L				1	E900.0	11/24/08 07:45/eli-ca
Gross Alpha precision (±)	2.8	pCi/L				1	E900.0	11/24/08 07:45/eli-ca
Gross Alpha MDC	3.3	pCi/L				1	E900.0	11/24/08 07:45/eli-ca
Gross Beta	9.1	pCi/L				1	E900.0	11/24/08 07:45/eli-ca
Gross Beta precision (±)	2.3	pCi/L				1	E900.0	11/24/08 07:45/eli-ca
Gross Beta MDC	3.6	pCi/L				1	E900.0	11/24/08 07:45/eli-ca
Lead 210	-1	pCi/L	U			1	E909.0M	11/06/08 09:13/eli-c
Lead 210 precision (±)	3.6	pCi/L				1	E909.0M	11/06/08 09:13/eli-c
Lead 210 MDC	6.1	pCi/L				1	E909.0M	11/06/08 09:13/eli-c
Polonium 210	0.1	pCi/L	U	1.0		1	RMO-3008	11/19/08 09:23/eli-c
Polonium 210 precision (±)	0.24	pCi/L				1	RMO-3008	11/19/08 09:23/eli-c
Radium 226	0.8	pCi/L				1	E903.0	11/11/08 02:30/eli-c
Radium 226 precision (±)	0.2	pCi/L				1	E903.0	11/11/08 02:30/eli-c
Thorium 230	0.0	pCi/L	U	0.2		1	E907.0	11/20/08 13:36/eli-c
Thorium 230 precision (±)	0.1	pCi/L				1	E907.0	11/20/08 13:36/eli-c
Gross Gamma	1100	pCi/L				1	E901.1	10/27/08 11:00/eli-c
Gross Gamma precision (±)	210	pCi/L				1	E901.1	10/27/08 11:00/eli-c
RADIONUCLIDES - SUSPENDED								
Lead 210	-0.7	pCi/L	U			1	E909.0M	11/11/08 10:15/eli-c
Lead 210 precision (±)	4.0	pCi/L				1	E909.0M	11/11/08 10:15/eli-c
Lead 210 MDC	6.8	pCi/L				1	E909.0M	11/11/08 10:15/eli-c
Polonium 210	0.0	pCi/L	U	1.0		1	RMO-3008	11/13/08 15:31/eli-c
Polonium 210 precision (±)	0.24	pCi/L				1	RMO-3008	11/13/08 15:31/eli-c
Radium 226	-0.3	pCi/L	U			1	E903.0	11/11/08 14:35/eli-c
Radium 226 precision (±)	0.3	pCi/L				1	E903.0	11/11/08 14:35/eli-c
Radium 226 MDC	0.5	pCi/L				1	E903.0	11/11/08 14:35/eli-c

Report RL - Analyte reporting limit.
Definitions: QCL - Quality control limit.
MDC - Minimum detectable concentration

MCL - Maximum contaminant level.
ND - Not detected at the reporting limit.
U - Not detected at minimum detectable concentration

Page 41 of 42



LABORATORY ANALYTICAL REPORT

Client: RESPEC Inc
Project: Edgemont
Lab ID: R08100295-014
Client Sample ID: DewBurd GW696

Report Date: 12/29/08
Collection Date: 10/21/08 08:45
Date Received: 10/22/08
Matrix: AQUEOUS

Analyses	Result	Units	Qual	RL	MCL/ QCL	DF	Method	Analysis Date / By
RADIONUCLIDES - SUSPENDED								
Thorium 230	-0.3	pCi/L	U	0.2		1	E907.0	11/07/08 14:30/eli-c
Thorium 230 precision (±)	0.05	pCi/L				1	E907.0	11/07/08 14:30/eli-c
RADIONUCLIDES - TOTAL								
Radon 222	260	pCi/L		100		1	D5072-92	10/24/08 12:24/eli-c
Radon 222 precision (±)	60.4	pCi/L				1	D5072-92	10/24/08 12:24/eli-c
TOTAL METALS ANALYSES								
Antimony	ND	mg/L		0.003		1	E200.8	11/05/08 18:53/eli-c
Arsenic	ND	mg/L		0.001		1	E200.8	11/05/08 18:53/eli-c
Barium	ND	mg/L		0.1		2	E200.7	11/05/08 20:01/eli-c
Beryllium	ND	mg/L		0.001		1	E200.8	11/05/08 18:53/eli-c
Boron	ND	mg/L		0.1		2	E200.7	11/05/08 20:01/eli-c
Cadmium	ND	mg/L		0.005		1	E200.8	11/05/08 18:53/eli-c
Chromium	ND	mg/L		0.05		2	E200.7	11/05/08 20:01/eli-c
Copper	ND	mg/L		0.01		2	E200.7	11/05/08 20:01/eli-c
Iron	0.13	mg/L		0.03		2	E200.7	11/05/08 20:01/eli-c
Lead	ND	mg/L		0.001		1	E200.8	11/05/08 18:53/eli-c
Manganese	0.06	mg/L		0.01		2	E200.7	11/05/08 20:01/eli-c
Mercury	ND	mg/L		0.001		1	E245.1	10/27/08 12:53/eli-b
Molybdenum	ND	mg/L		0.1		2	E200.7	11/05/08 20:01/eli-c
Nickel	ND	mg/L		0.05		2	E200.7	11/05/08 20:01/eli-c
Selenium	ND	mg/L		0.001		1	E200.8	11/05/08 18:53/eli-c
Silver	ND	mg/L		0.005		1	E200.8	11/05/08 18:53/eli-c
Strontium	0.8	mg/L		0.1		2	E200.7	11/05/08 20:01/eli-c
Thallium	ND	mg/L		0.001		1	E200.8	11/05/08 18:53/eli-c
Uranium	ND	mg/L		0.0003		1	E200.8	11/06/08 18:06/eli-c
Zinc	ND	mg/L		0.01		2	E200.7	11/05/08 20:01/eli-c
DATA QUALITY								
A/C Balance (± 5)	2.18	%				1	A1030 E	12/10/08 00:00/jmh
Anions	14.3	meq/L				1	A1030 E	12/10/08 00:00/jmh
Cations	14.9	meq/L				1	A1030 E	12/10/08 00:00/jmh
Solids, Total Dissolved Calculated	973	mg/L				1	A1030 E	12/10/08 00:00/jmh
TDS Balance (0.80 - 1.20)	0.970					1	A1030 E	12/10/08 00:00/jmh

Report RL - Analyte reporting limit.
Definitions: QCL - Quality control limit.
MDC - Minimum detectable concentration

MCL - Maximum contaminant level.
ND - Not detected at the reporting limit.
U - Not detected at minimum detectable concentration

Page 42 of 42



QA/QC Summary Report

Client: RESPEC Inc
Project: Edgemont

Report Date: 12/29/08
Work Order: R08100295

Analyte	Result	Units	RL	%REC	Low Limit	High Limit	RPD	RPDLimit	Qual
Method: A2320 B			Batch: 081027A-ALK-SEL-W						
Sample ID: LCS1_081027A	Laboratory Control Sample					Run: PH_COND1-R_081027B			10/27/08 14:01
Alkalinity, Total as CaCO ₃	976	mg/L	5.0	98	90	110			
Sample ID: MBLK1_081027A	Method Blank					Run: PH_COND1-R_081027B			10/27/08 14:04
Alkalinity, Total as CaCO ₃	ND	mg/L	3						
Sample ID: R08100295-001AMS	Sample Matrix Spike					Run: PH_COND1-R_081027B			10/27/08 15:42
Alkalinity, Total as CaCO ₃	116	mg/L	5.0	109	80	120			
Sample ID: R08100295-001AMSD	Sample Matrix Spike Duplicate					Run: PH_COND1-R_081027B			10/27/08 15:44
Alkalinity, Total as CaCO ₃	118	mg/L	5.0	111	80	120	1.7	10	
Method: A2320 B			Batch: 081029A-ALK-SEL-W						
Sample ID: LCS1_081029A	Laboratory Control Sample					Run: PH_COND1-R_081029A			10/29/08 11:04
Alkalinity, Total as CaCO ₃	936	mg/L	5.0	94	90	110			
Sample ID: MBLK1_081029A	Method Blank					Run: PH_COND1-R_081029A			10/29/08 11:09
Alkalinity, Total as CaCO ₃	ND	mg/L	3						
Sample ID: R08100308-003AMS	Sample Matrix Spike					Run: PH_COND1-R_081029A			10/29/08 11:49
Alkalinity, Total as CaCO ₃	276	mg/L	5.0	109	80	120			
Sample ID: R08100308-003AMSD	Sample Matrix Spike Duplicate					Run: PH_COND1-R_081029A			10/29/08 11:52
Alkalinity, Total as CaCO ₃	276	mg/L	5.0	109	80	120	0	10	
Method: A2510 B			Batch: 081028_1_COND-PROBE-W						
Sample ID: LCS_COND-1_081028	Laboratory Control Sample					Run: PH_COND2-R_081028B			10/28/08 16:56
Conductivity @ 25 C	1440	umhos/cm	5.0	102	90	110			
Sample ID: LCS1-1_081028	Laboratory Control Sample					Run: PH_COND2-R_081028B			10/28/08 16:58
Conductivity @ 25 C	154	umhos/cm	5.0	103	90	110			
Sample ID: LCS2-1_081028	Laboratory Control Sample					Run: PH_COND2-R_081028B			10/28/08 16:59
Conductivity @ 25 C	4990	umhos/cm	5.0	100	90	110			
Sample ID: MBLK-1_081028	Method Blank					Run: PH_COND2-R_081028B			10/28/08 17:03
Conductivity @ 25 C	ND	umhos/cm	5						
Sample ID: R08100295-010ADUP	Sample Duplicate					Run: PH_COND2-R_081028B			10/28/08 17:27
Conductivity @ 25 C	1110	umhos/cm	5.0				0.9	10	

Qualifiers:

RL - Analyte reporting limit.

ND - Not detected at the reporting limit.



QA/QC Summary Report

Client: RESPEC Inc

Project: Edgemont

Report Date: 12/29/08

Work Order: R08100295

Analyte	Result	Units	RL	%REC	Low Limit	High Limit	RPD	RPDLimit	Qual
Method: A2540 C							Batch: 081024A-SLDS-TDS-W		
Sample ID: LCS1_081024A	Laboratory Control Sample				Run: BAL-4-R_081027A				10/24/08 15:25
Solids, Total Dissolved TDS @ 180 C	190	mg/L	5.0	93	90	110			
Sample ID: MBLK1_081024A	Method Blank				Run: BAL-4-R_081027A				10/24/08 15:26
Solids, Total Dissolved TDS @ 180 C	ND	mg/L	3						
Sample ID: R08100290-007AMS	Sample Matrix Spike				Run: BAL-4-R_081027A				10/24/08 15:42
Solids, Total Dissolved TDS @ 180 C	2800	mg/L	5.0	113	80	120			
Sample ID: R08100290-007AMSD	Sample Matrix Spike Duplicate				Run: BAL-4-R_081027A				10/24/08 15:42
Solids, Total Dissolved TDS @ 180 C	2700	mg/L	5.0	83	80	120	2.2	10	
Sample ID: R08100295-006AMS	Sample Matrix Spike				Run: BAL-4-R_081027A				10/24/08 15:46
Solids, Total Dissolved TDS @ 180 C	1100	mg/L	5.0	95	80	120			
Sample ID: R08100295-006AMSD	Sample Matrix Spike Duplicate				Run: BAL-4-R_081027A				10/24/08 15:46
Solids, Total Dissolved TDS @ 180 C	1100	mg/L	5.0	99	80	120	0.7	10	
Sample ID: R08100297-002AMS	Sample Matrix Spike				Run: BAL-4-R_081027A				10/24/08 15:51
Solids, Total Dissolved TDS @ 180 C	970	mg/L	5.0	96	80	120			
Sample ID: R08100297-002AMSD	Sample Matrix Spike Duplicate				Run: BAL-4-R_081027A				10/24/08 15:52
Solids, Total Dissolved TDS @ 180 C	1000	mg/L	5.0	125	80	120	5.8	10	S
Method: A2580 B							Batch: 081027-ORP-ISE-W		
Sample ID: LCS	Laboratory Control Sample				Run: PH_COND1-R_081027A				10/27/08 19:00
Oxidation-Reduction Potential	470	mV		98	95	105			
Sample ID: R08100295-010F	Sample Duplicate				Run: PH_COND1-R_081027A				10/27/08 19:00
Oxidation-Reduction Potential	260	mV					2.4	10	
Sample ID: R08100295-014F	Sample Duplicate				Run: PH_COND1-R_081027A				10/27/08 19:00
Oxidation-Reduction Potential	200	mV					1.3	10	

Qualifiers:

RL - Analyte reporting limit.

ND - Not detected at the reporting limit.

S - Spike recovery outside of advisory limits.



QA/QC Summary Report

Client: RESPEC Inc

Project: Edgemont

Report Date: 12/29/08

Work Order: R08100295

Analyte	Result	Units	RL	%REC	Low Limit	High Limit	RPD	RPDLimit	Qual
Method: A3114 B							Batch: C_SE3114-081030B		
Sample ID: MBLK Selenium-IV	Method Blank ND	mg/L	0.0003			Run: SUB-C110108			10/30/08 14:25
Sample ID: 288-162-4 Selenium-IV	Laboratory Control Sample 0.055	mg/L	0.0010	109	90	110			10/30/08 14:27
Sample ID: R08100295-001E Selenium-IV	Sample Matrix Spike 0.051	mg/L	0.0010	101	85	115			10/30/08 14:34
Sample ID: R08100295-001E Selenium-IV	Sample Matrix Spike Duplicate 0.051	mg/L	0.0010	102	85	115	0.7	10	10/30/08 14:36
Sample ID: R08100295-011E Selenium-IV	Sample Matrix Spike 0.050	mg/L	0.0010	100	85	115			10/30/08 15:06
Sample ID: R08100295-011E Selenium-IV	Sample Matrix Spike Duplicate 0.051	mg/L	0.0010	101	85	115	1	10	10/30/08 15:08
Method: A3114 B							Batch: C_SE3114-081031A		
Sample ID: MBLK Selenium	Method Blank ND	mg/L	0.0003			Run: SUB-C110150			10/31/08 09:27
Sample ID: 288-162-4 Selenium	Laboratory Control Sample 0.047	mg/L	0.0010	94	90	110			10/31/08 09:29
Sample ID: R08100295-001E Selenium	Sample Matrix Spike 0.051	mg/L	0.0010	102	85	115			10/31/08 09:36
Sample ID: R08100295-001E Selenium	Sample Matrix Spike Duplicate 0.052	mg/L	0.0010	104	85	115	1.8	15	10/31/08 09:38
Sample ID: R08100295-011E Selenium	Sample Matrix Spike 0.047	mg/L	0.0010	94	85	115			10/31/08 10:08
Sample ID: R08100295-011E Selenium	Sample Matrix Spike Duplicate 0.049	mg/L	0.0010	97	85	115	3.2	15	10/31/08 10:11
Method: A4500-H B							Batch: 081028_1_PH-W		
Sample ID: LCS_pH-1_081028 pH	Laboratory Control Sample 6.87	s.u.	0.010	100	98.55	101.45			10/28/08 13:13
Sample ID: R08100295-009ADUP pH	Sample Duplicate 8.07	s.u.	0.010			Run: PH_COND2-R_081028A	0.1	1.25	10/28/08 13:48

Qualifiers:

RL - Analyte reporting limit.

ND - Not detected at the reporting limit.



QA/QC Summary Report

Client: RESPEC Inc
Project: Edgemont

Report Date: 12/29/08
Work Order: R08100295

Analyte	Result	Units	RL	%REC	Low Limit	High Limit	RPD	RPDLimit	Qual
Method: A4500-NH3 G							Batch: A2008-10-23_2_NH3_01		
Sample ID: MBLK-2 Nitrogen, Ammonia as N	Method Blank ND	mg/L	0.01			Run: TECHAA2-R_081023A		10/23/08 15:23	
Sample ID: LFB-3 Nitrogen, Ammonia as N	Laboratory Fortified Blank 0.26	mg/L	0.10	105	90	110		10/23/08 15:24	
Sample ID: LFB-4 Nitrogen, Ammonia as N	Laboratory Fortified Blank 0.27	mg/L	0.10	107	90	110		10/23/08 15:25	
Sample ID: R08100291-003CMS Nitrogen, Ammonia as N	Sample Matrix Spike 0.24	mg/L	0.10	96	80	120		10/23/08 17:47	
Sample ID: R08100291-003CMSD Nitrogen, Ammonia as N	Sample Matrix Spike Duplicate 0.23	mg/L	0.10	94	80	120	2.5	10/23/08 17:49	10
Sample ID: R08100295-007BMS Nitrogen, Ammonia as N	Sample Matrix Spike 0.67	mg/L	0.10	92	80	120		10/23/08 18:02	
Sample ID: R08100295-007BMSD Nitrogen, Ammonia as N	Sample Matrix Spike Duplicate 0.67	mg/L	0.10	91	80	120	0.1	10/23/08 18:03	10
Method: D5072-92							Batch: C_R109879		
Sample ID: R08100295-014G Radon 222	Sample Duplicate 260	pCi/L	100			Run: SUB-C109879	0	10/24/08 12:24	30
Sample ID: MB-R109879 Radon 222	Method Blank 7	pCi/L				Run: SUB-C109879		10/24/08 12:24	U
Sample ID: LCS-R109879 Radon 222	Laboratory Control Sample 300	pCi/L	100	99	70	130		10/24/08 12:24	

Qualifiers:

RL - Analyte reporting limit.

ND - Not detected at the reporting limit.

U - Not detected at minimum detectable concentration



QA/QC Summary Report

Client: RESPEC Inc
Project: Edgemont

Report Date: 12/29/08
Work Order: R08100295

Analyte	Result	Units	RL	%REC	Low Limit	High Limit	RPD	RPDLimit	Qual
Method: E200.7							Batch: C_20305		
Sample ID: MB-20305	Method Blank				Run: SUB-C110446		11/05/08 20:17		
Boron	ND	mg/L	0.01						
Iron	ND	mg/L	0.009						
Manganese	ND	mg/L	0.0003						
Strontium	ND	mg/L	0.0004						
Sample ID: LCS3-20305	Laboratory Control Sample				Run: SUB-C110446		11/05/08 20:21		
Boron	0.503	mg/L	0.10	99	85	115			
Iron	2.74	mg/L	0.030	109	85	115			
Manganese	2.52	mg/L	0.010	101	85	115			
Strontium	0.525	mg/L	0.10	105	85	115			
Sample ID: R08100295-008D	Sample Matrix Spike				Run: SUB-C110446		11/05/08 21:14		
Boron	0.557	mg/L	0.10	98	70	130			
Iron	3.27	mg/L	0.030	106	70	130			
Manganese	2.54	mg/L	0.010	100	70	130			
Strontium	1.43	mg/L	0.10	99	70	130			
Sample ID: R08100295-008D	Sample Matrix Spike Duplicate				Run: SUB-C110446		11/05/08 21:18		
Boron	0.543	mg/L	0.10	95	70	130	2.6	20	
Iron	3.26	mg/L	0.030	106	70	130	0.5	20	
Manganese	2.50	mg/L	0.010	98	70	130	1.7	20	
Strontium	1.39	mg/L	0.10	91	70	130	3	20	

Qualifiers:

RL - Analyte reporting limit.

ND - Not detected at the reporting limit.



QA/QC Summary Report

Client: RESPEC Inc

Project: Edgemont

Report Date: 12/29/08

Work Order: R08100295

Analyte	Result	Units	RL	%REC	Low Limit	High Limit	RPD	RPDLimit	Qual
Method: E200.7							Batch: C_R110446		
Sample ID: MB-081105A	Method Blank		Run: SUB-C110446				11/05/08 11:44		
Silicon	ND	mg/L	0.02						
Aluminum	ND	mg/L	0.004						
Barium	ND	mg/L	0.006						
Boron	0.03	mg/L	0.008						
Calcium	ND	mg/L	0.1						
Chromium	ND	mg/L	0.002						
Copper	ND	mg/L	0.005						
Iron	ND	mg/L	0.005						
Magnesium	ND	mg/L	0.04						
Manganese	ND	mg/L	0.0003						
Molybdenum	0.003	mg/L	0.003						
Nickel	ND	mg/L	0.004						
Potassium	ND	mg/L	0.02						
Sodium	ND	mg/L	0.8						
Strontium	ND	mg/L	0.0002						
Vanadium	0.005	mg/L	0.003						
Zinc	ND	mg/L	0.002						
Silica	ND	mg/L	0.04						
Sample ID: LFB-081105A	Laboratory Fortified Blank		Run: SUB-C110446				11/05/08 11:48		
Silicon	0.36	mg/L	0.021	89	85	125			
Aluminum	0.87	mg/L	0.10	87	85	125			
Barium	0.93	mg/L	0.10	93	85	125			
Boron	0.97	mg/L	0.10	94	85	125			
Calcium	49	mg/L	0.50	99	85	125			
Chromium	0.93	mg/L	0.050	93	85	125			
Copper	0.94	mg/L	0.010	94	85	125			
Iron	0.96	mg/L	0.030	96	85	125			
Magnesium	50	mg/L	0.50	100	85	125			
Manganese	0.94	mg/L	0.010	94	85	125			
Molybdenum	0.93	mg/L	0.10	92	85	125			
Nickel	0.93	mg/L	0.050	93	85	125			
Potassium	44	mg/L	0.50	87	85	125			
Sodium	47	mg/L	0.77	94	85	125			
Strontium	0.92	mg/L	0.10	92	85	125			
Vanadium	0.97	mg/L	0.10	96	85	125			
Zinc	0.92	mg/L	0.010	92	85	125			
Silica	0.76	mg/L	0.044	89	85	125			
Sample ID: R08100295-001C	Sample Matrix Spike		Run: SUB-C110446				11/05/08 17:08		
Aluminum	2.04	mg/L	0.10	102	70	130			
Barium	1.95	mg/L	0.10	98	70	130			
Boron	1.98	mg/L	0.10	99	70	130			

Qualifiers:

RL - Analyte reporting limit.

ND - Not detected at the reporting limit.



QA/QC Summary Report

Client: RESPEC Inc
Project: Edgemont

Report Date: 12/29/08
Work Order: R08100295

Analyte	Result	Units	RL	%REC	Low Limit	High Limit	RPD	RPDLimit	Qual
Method: E200.7							Batch: C_R110446		
Sample ID: R08100295-001C	Sample Matrix Spike		Run: SUB-C110446				11/05/08 17:08		
Chromium	1.95	mg/L	0.050	98	70	130			
Copper	1.94	mg/L	0.010	97	70	130			
Iron	1.96	mg/L	0.030	98	70	130			
Manganese	1.94	mg/L	0.010	97	70	130			
Molybdenum	2.14	mg/L	0.10	76	70	130			
Nickel	1.94	mg/L	0.050	97	70	130			
Silicon	0.845	mg/L	0.10	77	70	130			
Strontium	1.94	mg/L	0.10	97	70	130			
Vanadium	1.92	mg/L	0.10	96	70	130			
Zinc	1.95	mg/L	0.010	97	70	130			
Calcium	99.9	mg/L	1.0	100	70	130			
Magnesium	97.9	mg/L	1.0	98	70	130			
Potassium	92.1	mg/L	1.0	92	70	130			
Sodium	97.4	mg/L	1.5	97	70	130			
Silica	1.81	mg/L	0.21	76	70	130			
Sample ID: R08100295-001C	Sample Matrix Spike Duplicate		Run: SUB-C110446				11/05/08 17:12		
Aluminum	2.02	mg/L	0.10	100	70	130	1.3	20	
Barium	1.93	mg/L	0.10	96	70	130	1.3	20	
Boron	1.99	mg/L	0.10	99	70	130	0.1	20	
Chromium	1.94	mg/L	0.050	97	70	130	0.6	20	
Copper	1.94	mg/L	0.010	97	70	130	0.2	20	
Iron	1.96	mg/L	0.030	98	70	130	0.1	20	
Manganese	1.94	mg/L	0.010	97	70	130	0.3	20	
Molybdenum	2.05	mg/L	0.10	72	70	130	3.9	20	
Nickel	1.93	mg/L	0.050	96	70	130	0.7	20	
Silicon	0.808	mg/L	0.10	72	70	130	4.4	20	
Strontium	1.96	mg/L	0.10	98	70	130	0.9	20	
Vanadium	1.92	mg/L	0.10	96	70	130	0.1	20	
Zinc	1.95	mg/L	0.010	98	70	130	0.2	20	
Calcium	97.7	mg/L	1.0	98	70	130	2.2	20	
Magnesium	96.9	mg/L	1.0	97	70	130	1.1	20	
Potassium	92.2	mg/L	1.0	92	70	130	0.2	20	
Sodium	96.7	mg/L	1.5	97	70	130	0.7	20	
Silica	1.73	mg/L	0.21	72	70	130	4.4	20	
Sample ID: R08100295-011C	Sample Matrix Spike		Run: SUB-C110446				11/05/08 19:00		
Aluminum	1.82	mg/L	0.10	91	70	130			
Barium	1.95	mg/L	0.10	97	70	130			
Boron	2.11	mg/L	0.10	101	70	130			
Chromium	1.97	mg/L	0.050	98	70	130			
Copper	1.98	mg/L	0.010	99	70	130			
Iron	2.06	mg/L	0.030	101	70	130			

Qualifiers:

RL - Analyte reporting limit.

ND - Not detected at the reporting limit.



QA/QC Summary Report

Client: RESPEC Inc

Report Date: 12/29/08

Project: Edgemont

Work Order: R08100295

Analyte	Result	Units	RL	%REC	Low Limit	High Limit	RPD	RPDLimit	Qual
Method: E200.7							Batch: C_R110446		
Sample ID: R08100295-011C	Sample Matrix Spike		Run: SUB-C110446				11/05/08 19:00		
Manganese	2.00	mg/L	0.010	97	70	130			
Molybdenum	1.93	mg/L	0.10	97	70	130			
Nickel	1.97	mg/L	0.050	99	70	130			
Silicon	4.91	mg/L	0.10		70	130			A
Strontium	3.18	mg/L	0.10	102	70	130			
Vanadium	2.06	mg/L	0.10	103	70	130			
Zinc	1.98	mg/L	0.010	99	70	130			
Calcium	154	mg/L	1.0	101	70	130			
Magnesium	120	mg/L	1.0	103	70	130			
Potassium	98.3	mg/L	1.0	90	70	130			
Sodium	309	mg/L	1.5	99	70	130			
Silica	10.5	mg/L	0.21		70	130			A
Sample ID: R08100295-011C	Sample Matrix Spike Duplicate		Run: SUB-C110446				11/05/08 19:04		
Aluminum	1.89	mg/L	0.10	95	70	130	3.6	20	
Barium	1.97	mg/L	0.10	98	70	130	0.7	20	
Boron	2.14	mg/L	0.10	103	70	130	1.7	20	
Chromium	2.00	mg/L	0.050	100	70	130	1.4	20	
Copper	2.01	mg/L	0.010	100	70	130	1.1	20	
Iron	2.12	mg/L	0.030	104	70	130	2.7	20	
Manganese	2.02	mg/L	0.010	98	70	130	0.8	20	
Molybdenum	1.98	mg/L	0.10	99	70	130	2.4	20	
Nickel	1.98	mg/L	0.050	99	70	130	0.5	20	
Silicon	5.00	mg/L	0.10		70	130	1.9	20	A
Strontium	3.15	mg/L	0.10	101	70	130	0.8	20	
Vanadium	2.11	mg/L	0.10	105	70	130	2.2	20	
Zinc	2.02	mg/L	0.010	100	70	130	1.7	20	
Calcium	155	mg/L	1.0	102	70	130	0.7	20	
Magnesium	120	mg/L	1.0	103	70	130	0.2	20	
Potassium	97.5	mg/L	1.0	89	70	130	0.9	20	
Sodium	311	mg/L	1.5	101	70	130	0.8	20	
Silica	10.7	mg/L	0.21		70	130	1.9	20	A

Qualifiers:

RL - Analyte reporting limit.

A - The analyte level was greater than four times the spike level. In accordance with the method % recovery is not calculated.

ND - Not detected at the reporting limit.



QA/QC Summary Report

Client: RESPEC Inc

Report Date: 12/29/08

Project: Edgemont

Work Order: R08100295

Analyte	Result	Units	RL	%REC	Low Limit	High Limit	RPD	RPDLimit	Qual
Method: E200.8							Batch: C_20305		
Sample ID: MB-20305	Method Blank		Run: SUB-C110072				10/30/08 00:05		
Antimony	ND	mg/L	0.0002						
Arsenic	0.003	mg/L	6E-05						
Barium	0.0002	mg/L	4E-05						
Beryllium	ND	mg/L	0.0002						
Cadmium	2E-05	mg/L	2E-05						
Chromium	0.0008	mg/L	6E-05						
Copper	0.002	mg/L	3E-05						
Lead	0.0003	mg/L	5E-05						
Manganese	0.0002	mg/L	2E-05						
Molybdenum	ND	mg/L	4E-05						
Nickel	0.0002	mg/L	3E-05						
Selenium	ND	mg/L	0.0005						
Silver	ND	mg/L	2E-05						
Strontium	0.0002	mg/L	5E-06						
Thallium	0.0007	mg/L	4E-05						
Uranium	5E-05	mg/L	5E-05						
Zinc	0.04	mg/L	0.0005						
Sample ID: LCS3-20305	Laboratory Control Sample		Run: SUB-C110072				10/30/08 00:12		
Antimony	0.580	mg/L	0.050	116	85	115			
Arsenic	0.509	mg/L	0.0010	101	85	115			
Barium	0.534	mg/L	0.10	107	85	115			
Beryllium	0.245	mg/L	0.010	98	85	115			
Cadmium	0.274	mg/L	0.010	110	85	115			
Chromium	0.516	mg/L	0.050	103	85	115			
Copper	0.529	mg/L	0.010	106	85	115			
Lead	0.560	mg/L	0.050	112	85	115			
Manganese	2.39	mg/L	0.010	96	85	115			
Molybdenum	0.495	mg/L	0.10	99	85	115			
Nickel	0.496	mg/L	0.050	99	85	115			
Selenium	0.531	mg/L	0.0010	106	85	115			
Silver	0.0513	mg/L	0.010	103	85	115			
Strontium	0.475	mg/L	0.10	95	85	115			
Thallium	0.518	mg/L	0.10	103	85	115			
Uranium	0.556	mg/L	0.00030	111	85	115			
Zinc	0.520	mg/L	0.010	96	85	115			
Sample ID: R08100295-008D	Sample Matrix Spike		Run: SUB-C110072				10/30/08 00:25		
Antimony	0.590	mg/L	0.050	118	70	130			
Arsenic	0.510	mg/L	0.0010	101	70	130			
Barium	0.554	mg/L	0.10	108	70	130			
Beryllium	0.234	mg/L	0.010	93	70	130			
Cadmium	0.268	mg/L	0.010	107	70	130			

Qualifiers:

RL - Analyte reporting limit.

ND - Not detected at the reporting limit.



QA/QC Summary Report

Client: RESPEC Inc

Report Date: 12/29/08

Project: Edgemont

Work Order: R08100295

Analyte	Result	Units	RL	%REC	Low Limit	High Limit	RPD	RPDLimit	Qual
Method: E200.8							Batch: C_20305		
Sample ID: R08100295-008D	Sample Matrix Spike		Run: SUB-C110072				10/30/08 00:25		
Chromium	0.518	mg/L	0.050	103	70	130			
Copper	0.517	mg/L	0.010	103	70	130			
Lead	0.566	mg/L	0.050	113	70	130			
Manganese	2.42	mg/L	0.010	95	70	130			
Molybdenum	0.519	mg/L	0.10	103	70	130			
Nickel	0.490	mg/L	0.050	98	70	130			
Selenium	0.514	mg/L	0.0010	103	70	130			
Silver	0.0509	mg/L	0.010	102	70	130			
Strontium	1.37	mg/L	0.10	108	70	130			
Thallium	0.519	mg/L	0.10	103	70	130			
Uranium	0.577	mg/L	0.00030	115	70	130			
Zinc	0.491	mg/L	0.010	97	70	130			
Sample ID: R08100295-008D	Sample Matrix Spike Duplicate		Run: SUB-C110072				10/30/08 00:59		
Antimony	0.562	mg/L	0.050	112	70	130	4.8	20	
Arsenic	0.505	mg/L	0.0010	100	70	130	1	20	
Barium	0.554	mg/L	0.10	108	70	130	0.1	20	
Beryllium	0.229	mg/L	0.010	92	70	130	1.9	20	
Cadmium	0.264	mg/L	0.010	106	70	130	1.6	20	
Chromium	0.516	mg/L	0.050	103	70	130	0.3	20	
Copper	0.510	mg/L	0.010	102	70	130	1.3	20	
Lead	0.555	mg/L	0.050	111	70	130	1.9	20	
Manganese	2.39	mg/L	0.010	94	70	130	1.3	20	
Molybdenum	0.501	mg/L	0.10	99	70	130	3.6	20	
Nickel	0.483	mg/L	0.050	97	70	130	1.4	20	
Selenium	0.507	mg/L	0.0010	101	70	130	1.3	20	
Silver	0.0503	mg/L	0.010	100	70	130	1.2	20	
Strontium	1.34	mg/L	0.10	103	70	130	1.6	20	
Thallium	0.514	mg/L	0.10	103	70	130	0.9	20	
Uranium	0.559	mg/L	0.00030	111	70	130	3.2	20	
Zinc	0.486	mg/L	0.010	96	70	130	1	20	

Qualifiers:

RL - Analyte reporting limit.

ND - Not detected at the reporting limit.



QA/QC Summary Report

Client: RESPEC Inc

Project: Edgemont

Report Date: 12/29/08

Work Order: R08100295

Analyte	Result	Units	RL	%REC	Low Limit	High Limit	RPD	RPDLimit	Qual
Method: E200.8							Batch: C_20394		
Sample ID: MB-20394	Method Blank				Run: SUB-C110508		11/06/08 14:59		
Uranium	0.0003	mg/L	1E-05						
Sample ID: LCS1-20394	Laboratory Control Sample				Run: SUB-C110508		11/06/08 15:20		
Uranium	0.101	mg/L	0.00030	100	80	120			
Sample ID: R08100295-013I	Post Digestion Spike				Run: SUB-C110508		11/06/08 16:35		
Uranium	0.0135	mg/L	0.00030	107	70	130			
Sample ID: R08100295-013I	Post Digestion Spike Duplicate				Run: SUB-C110508		11/06/08 16:39		
Uranium	0.0134	mg/L	0.00030	107	70	130	0.7	20	

Qualifiers:

RL - Analyte reporting limit.

ND - Not detected at the reporting limit.



QA/QC Summary Report

Client: RESPEC Inc

Report Date: 12/29/08

Project: Edgemont

Work Order: R08100295

Analyte	Result	Units	RL	%REC	Low Limit	High Limit	RPD	RPDLimit	Qual
Method: E200.8							Batch: C_R110382		
Sample ID: LRB	Method Blank		Run: SUB-C110382				11/04/08 14:15		
Aluminum	0.0006	mg/L	0.0001						
Arsenic	ND	mg/L	6E-05						
Barium	0.00010	mg/L	3E-05						
Cadmium	ND	mg/L	1E-05						
Chromium	5E-05	mg/L	4E-05						
Copper	ND	mg/L	7E-05						
Lead	ND	mg/L	3E-05						
Manganese	9E-05	mg/L	5E-05						
Mercury	ND	mg/L	8E-05						
Molybdenum	ND	mg/L	5E-05						
Nickel	ND	mg/L	0.0007						
Thorium 232	ND	mg/L	4E-05						
Uranium	ND	mg/L	1E-05						
Vanadium	4E-05	mg/L	3E-05						
Zinc	0.001	mg/L	0.0003						
Sample ID: LFB	Laboratory Fortified Blank		Run: SUB-C110382				11/04/08 14:22		
Aluminum	0.0474	mg/L	0.0010	94	85	115			
Arsenic	0.0494	mg/L	0.0010	99	85	115			
Barium	0.0488	mg/L	0.0010	97	85	115			
Cadmium	0.0485	mg/L	0.0010	97	85	115			
Chromium	0.0479	mg/L	0.0010	96	85	115			
Copper	0.0485	mg/L	0.0010	97	85	115			
Lead	0.0484	mg/L	0.0010	97	85	115			
Manganese	0.0481	mg/L	0.0010	96	85	115			
Mercury	0.00483	mg/L	0.0010	97	85	115			
Molybdenum	0.0479	mg/L	0.0010	96	85	115			
Nickel	0.0482	mg/L	0.0010	96	85	115			
Thorium 232	0.0484	mg/L	0.0010	97	85	115			
Uranium	0.0484	mg/L	0.00030	97	85	115			
Vanadium	0.0480	mg/L	0.0010	96	85	115			
Zinc	0.0509	mg/L	0.0010	99	85	115			
Sample ID: R08100295-005C	Post Digestion Spike		Run: SUB-C110382				11/05/08 05:59		
Aluminum	0.0497	mg/L	0.10	75	70	130			
Arsenic	0.0441	mg/L	0.0010	86	70	130			
Barium	0.0515	mg/L	0.10	85	70	130			
Cadmium	0.0405	mg/L	0.010	81	70	130			
Chromium	0.0414	mg/L	0.050	82	70	130			
Copper	0.0417	mg/L	0.010	81	70	130			
Lead	0.0420	mg/L	0.050	84	70	130			
Manganese	0.0991	mg/L	0.010	84	70	130			
Mercury	0.00431	mg/L	0.0010	86	70	130			

Qualifiers:

RL - Analyte reporting limit.

ND - Not detected at the reporting limit.



QA/QC Summary Report

Client: RESPEC Inc

Report Date: 12/29/08

Project: Edgemont

Work Order: R08100295

Analyte	Result	Units	RL	%REC	Low Limit	High Limit	RPD	RPDLimit	Qual
Method: E200.8							Batch: C_R110382		
Sample ID: R08100295-005C	Post Digestion Spike			Run: SUB-C110382			11/05/08 05:59		
Molybdenum	0.0446	mg/L	0.10	88	70	130			
Nickel	0.0420	mg/L	0.050	82	70	130			
Thorium 232	0.0434	mg/L	0.0010	87	70	130			
Uranium	0.0433	mg/L	0.00030	86	70	130			
Vanadium	0.0423	mg/L	0.10	84	70	130			
Zinc	0.0460	mg/L	0.010	87	70	130			
Sample ID: R08100295-005C	Post Digestion Spike Duplicate			Run: SUB-C110382			11/05/08 06:05		
Aluminum	0.0544	mg/L	0.10	84	70	130	0	20	
Arsenic	0.0434	mg/L	0.0010	84	70	130	1.6	20	
Barium	0.0511	mg/L	0.10	84	70	130	0	20	
Cadmium	0.0406	mg/L	0.010	81	70	130	0.1	20	
Chromium	0.0417	mg/L	0.050	83	70	130	0	20	
Copper	0.0412	mg/L	0.010	81	70	130	1.2	20	
Lead	0.0421	mg/L	0.050	84	70	130	0	20	
Manganese	0.0986	mg/L	0.010	83	70	130	0.5	20	
Mercury	0.00437	mg/L	0.0010	87	70	130	1.3	20	
Molybdenum	0.0445	mg/L	0.10	88	70	130	0	20	
Nickel	0.0413	mg/L	0.050	81	70	130	0	20	
Thorium 232	0.0437	mg/L	0.0010	87	70	130	0.8	20	
Uranium	0.0437	mg/L	0.00030	87	70	130	0.9	20	
Vanadium	0.0425	mg/L	0.10	85	70	130	0	20	
Zinc	0.0456	mg/L	0.010	87	70	130	0.9	20	
Sample ID: R08100295-010C	Post Digestion Spike			Run: SUB-C110382			11/05/08 07:13		
Aluminum	0.0469	mg/L	0.10	89	70	130			
Arsenic	0.0590	mg/L	0.0010	94	70	130			
Barium	0.0550	mg/L	0.10	89	70	130			
Cadmium	0.0446	mg/L	0.010	89	70	130			
Chromium	0.0454	mg/L	0.050	90	70	130			
Copper	0.0464	mg/L	0.010	91	70	130			
Lead	0.0461	mg/L	0.050	92	70	130			
Manganese	0.113	mg/L	0.010	100	70	130			
Mercury	0.00466	mg/L	0.0010	93	70	130			
Molybdenum	0.0500	mg/L	0.10	97	70	130			
Nickel	0.0471	mg/L	0.050	91	70	130			
Thorium 232	0.0473	mg/L	0.0010	95	70	130			
Uranium	0.0495	mg/L	0.00030	95	70	130			
Vanadium	0.0462	mg/L	0.10	92	70	130			
Zinc	0.0473	mg/L	0.010	91	70	130			
Sample ID: R08100295-010C	Post Digestion Spike Duplicate			Run: SUB-C110382			11/05/08 07:20		
Aluminum	0.0478	mg/L	0.10	91	70	130	0	20	
Arsenic	0.0610	mg/L	0.0010	98	70	130	3.4	20	

Qualifiers:

RL - Analyte reporting limit.

ND - Not detected at the reporting limit.



ENERGY LABORATORIES, INC. * 2821 Plant St * Rapid City, SD 57702
Toll Free 888.672.1225 * 605.342.1225 * FAX 605.342.1397 * rapid_city@energylab.com

QA/QC Summary Report

Client: RESPEC Inc
Project: Edgemont

Report Date: 12/29/08
Work Order: R08100295

Analyte	Result	Units	RL	%REC	Low Limit	High Limit	RPD	RPDLimit	Qual
Method: E200.8							Batch: C_R110382		
Sample ID: R08100295-010C	Post Digestion Spike Duplicate			Run: SUB-C110382				11/05/08 07:20	
Barium	0.0577	mg/L	0.10	95	70	130	0	20	
Cadmium	0.0457	mg/L	0.010	91	70	130	2.5	20	
Chromium	0.0466	mg/L	0.050	93	70	130	0	20	
Copper	0.0473	mg/L	0.010	93	70	130	1.9	20	
Lead	0.0477	mg/L	0.050	95	70	130	0	20	
Manganese	0.115	mg/L	0.010	103	70	130	1.4	20	
Mercury	0.00492	mg/L	0.0010	98	70	130	5.4	20	
Molybdenum	0.0512	mg/L	0.10	100	70	130	0	20	
Nickel	0.0479	mg/L	0.050	93	70	130	0	20	
Thorium 232	0.0492	mg/L	0.0010	98	70	130	3.9	20	
Uranium	0.0515	mg/L	0.00030	98	70	130	3.9	20	
Vanadium	0.0474	mg/L	0.10	95	70	130	0	20	
Zinc	0.0484	mg/L	0.010	93	70	130	2.4	20	

Qualifiers:

RL - Analyte reporting limit.

ND - Not detected at the reporting limit.



QA/QC Summary Report

Client: RESPEC Inc
Project: Edgemont

Report Date: 12/29/08
Work Order: R08100295

Analyte	Result	Units	RL	%REC	Low Limit	High Limit	RPD	RPDLimit	Qual
Method: E200.8							Batch: C_R110432		
Sample ID: LRB	Method Blank		Run: SUB-C110432				11/05/08 13:09		
Antimony	0.0002	mg/L	7E-05						
Arsenic	0.0002	mg/L	6E-05						
Beryllium	ND	mg/L	3E-05						
Cadmium	ND	mg/L	1E-05						
Copper	ND	mg/L	7E-05						
Lead	ND	mg/L	3E-05						
Mercury	ND	mg/L	8E-05						
Selenium	ND	mg/L	0.0002						
Silver	ND	mg/L	3E-05						
Thallium	ND	mg/L	1E-05						
Thorium 232	ND	mg/L	4E-05						
Sample ID: LFB	Laboratory Fortified Blank		Run: SUB-C110432				11/05/08 13:16		
Antimony	0.0519	mg/L	0.0010	103	85	115			
Arsenic	0.0532	mg/L	0.0010	106	85	115			
Beryllium	0.0519	mg/L	0.0010	104	85	115			
Cadmium	0.0528	mg/L	0.0010	106	85	115			
Copper	0.0532	mg/L	0.0010	106	85	115			
Lead	0.0529	mg/L	0.0010	106	85	115			
Mercury	0.00543	mg/L	0.0010	109	85	115			
Selenium	0.0531	mg/L	0.0010	106	85	115			
Silver	0.0207	mg/L	0.0010	104	85	115			
Thallium	0.0526	mg/L	0.0010	105	85	115			
Thorium 232	0.0565	mg/L	0.0010	113	85	115			
Sample ID: R08100295-010C	Post Digestion Spike		Run: SUB-C110432				11/05/08 15:44		
Antimony	0.0590	mg/L	0.050	118	70	130			
Arsenic	0.0690	mg/L	0.0010	112	70	130			
Beryllium	0.0477	mg/L	0.010	95	70	130			
Cadmium	0.0515	mg/L	0.010	103	70	130			
Copper	0.0487	mg/L	0.010	95	70	130			
Lead	0.0529	mg/L	0.050	106	70	130			
Mercury	0.00542	mg/L	0.0010	108	70	130			
Selenium	0.0525	mg/L	0.0010	105	70	130			
Silver	0.0164	mg/L	0.010	82	70	130			
Thallium	0.0529	mg/L	0.10	106	70	130			
Thorium 232	0.0577	mg/L	0.0010	115	70	130			
Sample ID: R08100295-010C	Post Digestion Spike Duplicate		Run: SUB-C110432				11/05/08 15:50		
Antimony	0.0592	mg/L	0.050	118	70	130	0.5	20	
Arsenic	0.0675	mg/L	0.0010	109	70	130	2.2	20	
Beryllium	0.0481	mg/L	0.010	96	70	130	0.9	20	
Cadmium	0.0512	mg/L	0.010	102	70	130	0.5	20	
Copper	0.0481	mg/L	0.010	94	70	130	1	20	

Qualifiers:

RL - Analyte reporting limit.

ND - Not detected at the reporting limit.



QA/QC Summary Report

Client: RESPEC Inc
Project: Edgemont

Report Date: 12/29/08
Work Order: R08100295

Analyte	Result	Units	RL	%REC	Low Limit	High Limit	RPD	RPDLimit	Qual
Method: E200.8							Batch: C_R110432		
Sample ID: R08100295-010C	Post Digestion Spike Duplicate		Run: SUB-C110432				11/05/08 15:50		
Lead	0.0528	mg/L	0.050	106	70	130	0.1	20	
Mercury	0.00553	mg/L	0.0010	111	70	130	2	20	
Selenium	0.0513	mg/L	0.0010	103	70	130	2.3	20	
Silver	0.0159	mg/L	0.010	80	70	130	2.6	20	
Thallium	0.0530	mg/L	0.10	106	70	130	0	20	
Thorium 232	0.0576	mg/L	0.0010	115	70	130	0.2	20	
Sample ID: C08101060-002AMS4	Post Digestion Spike		Run: SUB-C110432				11/05/08 20:42		
Antimony	0.0573	mg/L	0.050	113	70	130			
Arsenic	0.0623	mg/L	0.0010	101	70	130			
Beryllium	0.0439	mg/L	0.010	88	70	130			
Cadmium	0.0459	mg/L	0.010	92	70	130			
Copper	0.0583	mg/L	0.010	93	70	130			
Lead	0.0507	mg/L	0.050	101	70	130			
Mercury	0.00518	mg/L	0.0010	104	70	130			
Selenium	0.0542	mg/L	0.0010	92	70	130			
Silver	0.0149	mg/L	0.010	75	70	130			
Thallium	0.0507	mg/L	0.10	101	70	130			
Thorium 232	0.0507	mg/L	0.0010	101	70	130			
Sample ID: C08101060-002AMS4	Post Digestion Spike Duplicate		Run: SUB-C110432				11/05/08 20:49		
Antimony	0.0567	mg/L	0.050	112	70	130	1	20	
Arsenic	0.0638	mg/L	0.0010	104	70	130	2.3	20	
Beryllium	0.0447	mg/L	0.010	89	70	130	1.9	20	
Cadmium	0.0455	mg/L	0.010	91	70	130	0.8	20	
Copper	0.0587	mg/L	0.010	94	70	130	0.7	20	
Lead	0.0513	mg/L	0.050	102	70	130	1.2	20	
Mercury	0.00526	mg/L	0.0010	105	70	130	1.5	20	
Selenium	0.0553	mg/L	0.0010	95	70	130	2.1	20	
Silver	0.0148	mg/L	0.010	74	70	130	0.8	20	
Thallium	0.0512	mg/L	0.10	102	70	130	0	20	
Thorium 232	0.0513	mg/L	0.0010	103	70	130	1.3	20	

Qualifiers:

RL - Analyte reporting limit.

ND - Not detected at the reporting limit.



QA/QC Summary Report

Client: RESPEC Inc
Project: Edgemont

Report Date: 12/29/08
Work Order: R08100295

Analyte	Result	Units	RL	%REC	Low Limit	High Limit	RPD	RPDLimit	Qual
Method: E200.8							Batch: C_R110508		
Sample ID: LRB	Method Blank					Run: SUB-C110508			11/06/08 13:31
Uranium	ND	mg/L	1E-05						
Sample ID: LFB	Laboratory Fortified Blank					Run: SUB-C110508			11/06/08 13:35
Uranium	0.0540	mg/L	0.00030	108	85	115			
Sample ID: R08100295-014C	Post Digestion Spike					Run: SUB-C110508			11/06/08 17:41
Uranium	0.0550	mg/L	0.00030	110	70	130			
Sample ID: R08100295-014C	Post Digestion Spike Duplicate					Run: SUB-C110508			11/06/08 18:02
Uranium	0.0550	mg/L	0.00030	110	70	130	0	20	
Sample ID: R08100295-014D	Post Digestion Spike					Run: SUB-C110508			11/06/08 18:10
Uranium	0.0571	mg/L	0.00030	114	70	130			
Sample ID: R08100295-014D	Post Digestion Spike Duplicate					Run: SUB-C110508			11/06/08 18:14
Uranium	0.0570	mg/L	0.00030	114	70	130	0.1	20	
Method: E245.1							Batch: B_35439		
Sample ID: MB-35439	Method Blank					Run: SUB-B119895			10/27/08 08:48
Mercury	ND	mg/L	5E-05						
Sample ID: LFB-35439	Laboratory Fortified Blank					Run: SUB-B119895			10/27/08 08:50
Mercury	0.0020	mg/L	0.0010	99	85	115			
Sample ID: B08102025-010BMS	Sample Matrix Spike					Run: SUB-B119895			10/27/08 09:18
Mercury	0.0019	mg/L	0.0010	93	70	130			
Sample ID: B08102025-010BMSD	Sample Matrix Spike Duplicate					Run: SUB-B119895			10/27/08 09:20
Mercury	0.0020	mg/L	0.0010	98	70	130	5.3	30	

Qualifiers:

RL - Analyte reporting limit.

ND - Not detected at the reporting limit.



QA/QC Summary Report

Client: RESPEC Inc
Project: Edgemont

Report Date: 12/29/08
Work Order: R08100295

Analyte	Result	Units	RL	%REC	Low Limit	High Limit	RPD	RPDLimit	Qual
Method: E245.1									Batch: B_35465
Sample ID: MB-35465	Method Blank					Run: SUB-B119895			10/27/08 12:13
Mercury	ND	mg/L	5E-05						
Sample ID: LFB-35465	Laboratory Fortified Blank					Run: SUB-B119895			10/27/08 12:15
Mercury	0.0018	mg/L	0.0010	91	85	115			
Sample ID: B08101997-001BMS	Sample Matrix Spike					Run: SUB-B119895			10/27/08 12:22
Mercury	0.0019	mg/L	0.00020	94	70	130			
Sample ID: B08101997-001BMSD	Sample Matrix Spike Duplicate					Run: SUB-B119895			10/27/08 12:24
Mercury	0.0019	mg/L	0.00020	93	70	130	0.5	30	
Sample ID: B08102034-011JMS	Sample Matrix Spike					Run: SUB-B119895			10/27/08 12:43
Mercury	0.0019	mg/L	0.0010	93	70	130			
Sample ID: B08102034-011JMSD	Sample Matrix Spike Duplicate					Run: SUB-B119895			10/27/08 12:46
Mercury	0.0019	mg/L	0.0010	94	70	130	1.1	30	
Method: E245.1									Analytical Run: SUB-B119895
Sample ID: QCS	Initial Calibration Verification Standard								10/27/08 06:52
Mercury	0.0022	mg/L	0.0010	109	90	110			

Qualifiers:

RL - Analyte reporting limit.

ND - Not detected at the reporting limit.



QA/QC Summary Report

Client: RESPEC Inc
Project: Edgemont

Report Date: 12/29/08
Work Order: R08100295

Analyte	Result	Units	RL	%REC	Low Limit	High Limit	RPD	RPDLimit	Qual
Method: E300.0							Batch: R38130		
Sample ID: LFB0810225958-3	Laboratory Fortified Blank			Run: DIONEX_081022A			10/22/08 18:52		
Chloride	4.76	mg/L	0.50	95	90	110			
Fluoride	1.94	mg/L	0.10	97	90	110			
Nitrogen, Nitrate as N	2.38	mg/L	0.10	95	90	110			
Nitrogen, Nitrite as N	2.50	mg/L	0.10	100	90	110			
Sulfate	14.0	mg/L	1.0	93	90	110			
Sample ID: LFB0810225958-4	Laboratory Fortified Blank			Run: DIONEX_081022A			10/22/08 19:08		
Chloride	4.87	mg/L	0.50	97	90	110			
Fluoride	1.97	mg/L	0.10	99	90	110			
Nitrogen, Nitrate as N	2.43	mg/L	0.10	97	90	110			
Nitrogen, Nitrite as N	2.55	mg/L	0.10	102	90	110			
Sulfate	14.3	mg/L	1.0	95	90	110			
Sample ID: R08100263-001BMS	Sample Matrix Spike			Run: DIONEX_081022A			10/22/08 20:14		
Chloride	5.76	mg/L	0.50	93	80	120			
Fluoride	3.12	mg/L	0.10	88	80	120			
Nitrogen, Nitrate as N	2.43	mg/L	0.10	97	80	120			
Nitrogen, Nitrite as N	2.54	mg/L	0.10	102	80	120			
Sulfate	81.9	mg/L	1.0		80	120			A
Sample ID: R08100263-001BMSD	Sample Matrix Spike Duplicate			Run: DIONEX_081022A			10/22/08 20:31		
Chloride	5.81	mg/L	0.50	94	80	120	0.9	10	
Fluoride	3.17	mg/L	0.10	90	80	120	1.6	10	
Nitrogen, Nitrate as N	2.45	mg/L	0.10	98	80	120	0.8	10	
Nitrogen, Nitrite as N	2.56	mg/L	0.10	102	80	120	0.8	10	
Sulfate	82.1	mg/L	1.0		80	120	0.3	10	A
Sample ID: R08100295-004AMS	Sample Matrix Spike			Run: DIONEX_081022A			10/22/08 22:58		
Chloride	255	mg/L	5.4	93	80	120			
Fluoride	99.5	mg/L	0.56	95	80	120			
Nitrogen, Nitrate as N	122	mg/L	1.3	98	80	120			
Nitrogen, Nitrite as N	128	mg/L	2.9	102	80	120			
Sulfate	1960	mg/L	3.4	78	80	120			S
Sample ID: R08100295-004AMSD	Sample Matrix Spike Duplicate			Run: DIONEX_081022A			10/22/08 23:15		
Chloride	246	mg/L	5.4	89	80	120	3.5	10	
Fluoride	96.8	mg/L	0.56	92	80	120	2.7	10	
Nitrogen, Nitrate as N	118	mg/L	1.3	94	80	120	3.7	10	
Nitrogen, Nitrite as N	123	mg/L	2.9	99	80	120	3.6	10	
Sulfate	1940	mg/L	3.4	75	80	120	0.9	10	S
Sample ID: R08100295-008AMS	Sample Matrix Spike			Run: DIONEX_081022A			10/23/08 02:15		
Chloride	251	mg/L	5.4	93	80	120			
Fluoride	100	mg/L	0.56	96	80	120			

Qualifiers:

RL - Analyte reporting limit.

ND - Not detected at the reporting limit.

A - The analyte level was greater than four times the spike level. In accordance with the method % recovery is not calculated.

S - Spike recovery outside of advisory limits.



QA/QC Summary Report

Client: RESPEC Inc

Report Date: 12/29/08

Project: Edgemont

Work Order: R08100295

Analyte	Result	Units	RL	%REC	Low Limit	High Limit	RPD	RPDLimit	Qual
Method: E300.0							Batch: R38130		
Sample ID: R08100295-008AMS	Sample Matrix Spike		Run: DIONEX_081022A				10/23/08 02:15		
Nitrogen, Nitrate as N	122	mg/L	1.3	97	80	120			
Nitrogen, Nitrite as N	127	mg/L	2.9	102	80	120			
Sulfate	1020	mg/L	3.4	84	80	120			
Sample ID: R08100295-008AMSD	Sample Matrix Spike Duplicate		Run: DIONEX_081022A				10/23/08 02:32		
Chloride	242	mg/L	5.4	89	80	120	3.5	10	
Fluoride	97.4	mg/L	0.56	93	80	120	3	10	
Nitrogen, Nitrate as N	117	mg/L	1.3	94	80	120	3.4	10	
Nitrogen, Nitrite as N	123	mg/L	2.9	98	80	120	3.4	10	
Sulfate	996	mg/L	3.4	80	80	120	2.4	10	
Sample ID: R08100295-012AMS	Sample Matrix Spike		Run: DIONEX_081022A				10/23/08 05:32		
Chloride	256	mg/L	5.4	93	80	120			
Fluoride	99.9	mg/L	0.56	95	80	120			
Nitrogen, Nitrate as N	121	mg/L	1.3	97	80	120			
Nitrogen, Nitrite as N	127	mg/L	2.9	102	80	120			
Sulfate	1150	mg/L	3.4	89	80	120			
Sample ID: R08100295-012AMSD	Sample Matrix Spike Duplicate		Run: DIONEX_081022A				10/23/08 05:49		
Chloride	248	mg/L	5.4	90	80	120	3.1	10	
Fluoride	97.2	mg/L	0.56	93	80	120	2.8	10	
Nitrogen, Nitrate as N	117	mg/L	1.3	94	80	120	2.8	10	
Nitrogen, Nitrite as N	123	mg/L	2.9	99	80	120	3	10	
Sulfate	1110	mg/L	3.4	84	80	120	3.3	10	
Sample ID: R08100303-002AMS	Sample Matrix Spike		Run: DIONEX_081022A				10/23/08 08:49		
Chloride	5.94	mg/L	0.50	93	80	120			
Fluoride	2.89	mg/L	0.10	90	80	120			
Nitrogen, Nitrate as N	3.44	mg/L	0.10	91	80	120			
Nitrogen, Nitrite as N	2.48	mg/L	0.10	99	80	120			
Sulfate	17.8	mg/L	1.0	83	80	120			
Sample ID: R08100303-002AMSD	Sample Matrix Spike Duplicate		Run: DIONEX_081022A				10/23/08 09:06		
Chloride	6.23	mg/L	0.50	98	80	120	4.8	10	
Fluoride	2.84	mg/L	0.10	87	80	120	1.7	10	
Nitrogen, Nitrate as N	3.46	mg/L	0.10	92	80	120	0.6	10	
Nitrogen, Nitrite as N	2.48	mg/L	0.10	99	80	120	0	10	
Sulfate	18.1	mg/L	1.0	85	80	120	1.6	10	

Qualifiers:

RL - Analyte reporting limit.

ND - Not detected at the reporting limit.



ENERGY LABORATORIES, INC. * 2821 Plant St * Rapid City, SD 57702
Toll Free 888.672.1225 * 605.342.1225 * FAX 605.342.1397 * rapid_city@energylab.com

QA/QC Summary Report

Client: RESPEC Inc

Project: Edgemont

Report Date: 12/29/08

Work Order: R08100295

Analyte	Result	Units	RL	%REC	Low Limit	High Limit	RPD	RPDLimit	Qual
Method: E900.0							Batch: C_GrAB-0561		
Sample ID: MB-GrAB-0561	Method Blank				Run: SUB-C111388			11/22/08 01:24	
Gross Alpha	0.2	pCi/L							U
Gross Beta	-3	pCi/L							U
Sample ID: UNAT-GrAB-0561	Laboratory Control Sample				Run: SUB-C111388			11/22/08 01:24	
Gross Alpha	140	pCi/L		102	70	130			
Sample ID: C08101085-003CMS	Sample Matrix Spike				Run: SUB-C111388			11/24/08 07:45	
Gross Alpha	110	pCi/L		75	70	130			
Sample ID: C08101085-003CMSD	Sample Matrix Spike Duplicate				Run: SUB-C111388			11/24/08 07:45	
Gross Alpha	99	pCi/L		67	70	130	9.8	19.6	S
- Spike response is outside of the acceptance range for this analysis. Since the LCS and the RPD for the MS MSD pair are acceptable, the response is considered to be matrix related. The batch is approved.									
Sample ID: Cs137-GrAB-0561	Laboratory Control Sample				Run: SUB-C111388			11/22/08 01:24	
Gross Beta	94	pCi/L		104	70	130			
Sample ID: R08100295-002H	Sample Duplicate				Run: SUB-C111388			11/22/08 01:24	
Gross Alpha	4100	pCi/L					9.2	13.1	
Gross Beta	1200	pCi/L					5.4	12.8	
Sample ID: C08101085-003CMS	Sample Matrix Spike				Run: SUB-C111388			11/24/08 07:45	
Gross Beta	77	pCi/L		80	70	130			
Sample ID: C08101085-003CMSD	Sample Matrix Spike Duplicate				Run: SUB-C111388			11/24/08 07:45	
Gross Beta	76	pCi/L		79	70	130	0.9	17.2	
Method: E901.1							Batch: C_R109907		
Sample ID: R08100295-012H	Sample Duplicate				Run: SUB-C109907			10/27/08 11:00	
Bismuth 214	81	pCi/L	20				50	30	R
Lead 214	64	pCi/L	20				19	30	
Potassium 40	870	pCi/L	20				5.6	30	
Gross Gamma	1000	pCi/L	20				11	30	
- Bismuth Duplicate is outside of the acceptance range for this analysis.									
Sample ID: MB-R109907	Method Blank				Run: SUB-C109907			10/27/08 11:00	
Bismuth 214	ND	pCi/L							U
Gross Gamma	ND	pCi/L							U
Sample ID: LCS-R109907	Laboratory Control Sample				Run: SUB-C109907			10/27/08 11:00	
Cesium 137	39000	pCi/L	20	104	70	130			
Cobalt 60	34000	pCi/L	20	99	70	130			
Potassium 40	6400	pCi/L	20	96	70	130			

Qualifiers:

RL - Analyte reporting limit.

R - RPD exceeds advisory limit.

U - Not detected at minimum detectable concentration

ND - Not detected at the reporting limit.

S - Spike recovery outside of advisory limits.



QA/QC Summary Report

Client: RESPEC Inc
Project: Edgemont

Report Date: 12/29/08
Work Order: R08100295

Analyte	Result	Units	RL	%REC	Low Limit	High Limit	RPD	RPDLimit	Qual
Method: E903.0							Batch: C_20394		
Sample ID: R08100295-0071	Sample Duplicate					Run: SUB-C110763		11/11/08 13:02	
Radium 226	-0.66	pCi/L			70	130	24	135.8	U
Sample ID: R08100295-0091	Sample Matrix Spike					Run: SUB-C110763		11/11/08 13:02	
Radium 226	24	pCi/L		120	70	130			
Sample ID: LCS-20394	Laboratory Control Sample					Run: SUB-C110763		11/11/08 14:35	
Radium 226	17.5	pCi/Filter		124	70	130			
Sample ID: MB-20394	Method Blank					Run: SUB-C110763		11/11/08 14:35	
Radium 226	-2	pCi/Filter							U
Method: E903.0							Batch: C_RA226-3216		
Sample ID: C08101041-001EMS	Sample Matrix Spike					Run: SUB-C110691		11/11/08 02:30	
Radium 226	15	pCi/L		80	70	130			
Sample ID: C08101041-001EMSD	Sample Matrix Spike Duplicate					Run: SUB-C110691		11/11/08 02:30	
Radium 226	15	pCi/L		84	70	130	3.3	24.9	
Sample ID: MB-RA226-3216	Method Blank					Run: SUB-C110691		11/11/08 04:06	
Radium 226	-0.02	pCi/L							U
Sample ID: LCS-RA226-3216	Laboratory Control Sample					Run: SUB-C110691		11/11/08 04:06	
Radium 226	6.4	pCi/L		81	70	130			
Method: E907.0							Batch: C_20394		
Sample ID: C08101024-001AMS	Sample Matrix Spike					Run: SUB-C111453		11/07/08 14:30	
Thorium 230	49.8	pCi/Filter	0.20	102	70	130			
Sample ID: C08101024-001AMSD	Sample Matrix Spike Duplicate					Run: SUB-C111453		11/07/08 14:30	
Thorium 230	39.5	pCi/Filter	0.20	80	70	130	23	30	
Sample ID: LCS-20394	Laboratory Control Sample					Run: SUB-C111453		11/07/08 14:30	
Thorium 230	27.2	pCi/L	0.20	112	70	130			
Sample ID: MB-20394	Method Blank					Run: SUB-C111453		11/07/08 14:30	
Thorium 230	0.2	pCi/L							U

Qualifiers:

RL - Analyte reporting limit.

ND - Not detected at the reporting limit.

U - Not detected at minimum detectable concentration



QA/QC Summary Report

Client: RESPEC Inc
Project: Edgemont

Report Date: 12/29/08
Work Order: R08100295

Analyte	Result	Units	RL	%REC	Low Limit	High Limit	RPD	RPDLimit	Qual
Method: E907.0							Batch: C_RA-TH-ISO-0683		
Sample ID: LCS-RA-TH-ISO-0683	Laboratory Control Sample				Run: SUB-C111494				11/20/08 08:50
Thorium 230	4.25	pCi/L	0.20	70	70	130			
Sample ID: R08100295-014H	Sample Matrix Spike				Run: SUB-C111494				11/20/08 13:36
Thorium 230	17.8	pCi/L	0.20	74	70	130			
Sample ID: R08100295-014H	Sample Matrix Spike Duplicate				Run: SUB-C111494				11/20/08 13:36
Thorium 230	21.5	pCi/L	0.20	89	70	130	19	40	
Sample ID: MB-RA-TH-ISO-0683	Method Blank				Run: SUB-C111494				11/20/08 13:36
Thorium 230	0.1	pCi/L							U
Method: E909.0M							Batch: C_20394		
Sample ID: C08101067-001FMS	Sample Matrix Spike				Run: SUB-C111413				11/11/08 10:15
Lead 210	1100	pCi/L		93	70	130			
Sample ID: C08101067-001FMSD	Sample Matrix Spike Duplicate				Run: SUB-C111413				11/11/08 10:15
Lead 210	1000	pCi/L		89	70	130	4.8	30	
Sample ID: MB-R111413	Method Blank				Run: SUB-C111413				11/11/08 10:15
Lead 210	-3	pCi/L							U
Sample ID: LCS-R111413	Laboratory Control Sample				Run: SUB-C111413				11/11/08 10:15
Lead 210	110	pCi/L		97	70	130			
Method: E909.0M							Batch: C_R111073		
Sample ID: R08100295-006H	Sample Matrix Spike				Run: SUB-C111073				11/06/08 09:13
Lead 210	150	pCi/L		128	70	130			
Sample ID: C08101336-001FDUP	Sample Duplicate				Run: SUB-C111073				11/06/08 09:13
Lead 210	-0.40	pCi/L					130	30	UR
- The Sample and the Duplicate are both below the MDC; the RPD is acceptable.									
Sample ID: MB-R111073	Method Blank				Run: SUB-C111073				11/06/08 09:13
Lead 210	-2	pCi/L							U
Sample ID: LCS-R111073	Laboratory Control Sample				Run: SUB-C111073				11/06/08 09:13
Lead 210	65	pCi/L		115	70	130			

Qualifiers:

RL - Analyte reporting limit.
R - RPD exceeds advisory limit.

ND - Not detected at the reporting limit.
U - Not detected at minimum detectable concentration



QA/QC Summary Report

Client: RESPEC Inc

Project: Edgemont

Report Date: 12/29/08

Work Order: R08100295

Analyte	Result	Units	RL	%REC	Low Limit	High Limit	RPD	RPDLimit	Qual
Method: RMO-3008							Batch: C_20394		
Sample ID: C08101067-001FMS	Sample Matrix Spike					Run: SUB-C111251			11/13/08 15:31
Polonium 210	37	pCi/L	1.0	84	70	130			
Sample ID: C08101067-001FMSD	Sample Matrix Spike Duplicate					Run: SUB-C111251			11/13/08 15:31
Polonium 210	39	pCi/L	1.0	90	70	130	5.3	53	
Sample ID: LCS-20394	Laboratory Control Sample					Run: SUB-C111251			11/13/08 15:31
Polonium 210	80	pCi/L	1.0	94	70	130			
Sample ID: MB-20394	Method Blank					Run: SUB-C111251			11/13/08 15:31
Polonium 210	0.1	pCi/L							U
Method: RMO-3008							Batch: C_PO210-0158		
Sample ID: R08100295-014K	Sample Matrix Spike					Run: SUB-C111313			11/19/08 09:23
Polonium 210	44	pCi/L	1.0	101	70	130			
Sample ID: R08100295-014K	Sample Matrix Spike Duplicate					Run: SUB-C111313			11/19/08 12:25
Polonium 210	37	pCi/L	1.0	86	70	130	16	57	
Sample ID: LCS-PO210-0158	Laboratory Control Sample					Run: SUB-C111313			11/19/08 12:25
Polonium 210	19	pCi/L	1.0	109	70	130			
Sample ID: MB-PO210-0158	Method Blank					Run: SUB-C111313			11/13/08 17:55
Polonium 210	-0.07	pCi/L							U

Qualifiers:

RL - Analyte reporting limit.

ND - Not detected at the reporting limit.

U - Not detected at minimum detectable concentration

Page of

Visit our web site at www.energylab.com for additional information, downloadable fee schedule, forms, and links



Chain of Custody and Analytical Request Record

Page ____ of ____

PLEASE PRINT - Provide as much information as possible.

Company Name: <i>Scott Env.</i>		Project Name, PWS, Permit, Etc. <i>Power Tech DB</i>		Sample Origin State:	EPA/State Compliance: Yes <input type="checkbox"/> No <input type="checkbox"/>
Report Mail Address: <i>ReSpec</i>		Contact Name: <i>Allen Smith</i>		Email: <i>605-673-4529</i>	Sampler: (Please Print) <i>Allen Smith</i>
Invoice Address: <i>ReSpec</i>		Invoice Contact & Phone:		Purchase Order:	Quote/Bottle Order:
Special Report/Formats - ELI must be notified prior to sample submittal for the following: <div><input type="checkbox"/> DW <input type="checkbox"/> GSA <input type="checkbox"/> POTW/WWTP <input type="checkbox"/> State: <input type="checkbox"/> Other:</div> <div><input type="checkbox"/> A2LA <input type="checkbox"/> EDD/EDT (Electronic Data) <input type="checkbox"/> Format: <input type="checkbox"/> LEVEL IV <input type="checkbox"/> NELAC</div>			Number of Containers Sample Type: AWSVB0 Air Water Soils/Solids Vegetation Bioassay Other		
SAMPLE IDENTIFICATION (Name, Location, Interval, etc.)		Collection Date	Collection Time	MATRIX	
1 <i>DBGW 697</i>		<i>10-24-08</i>	<i>9:45</i>	<i>Water</i>	
2 <i>DBGW 695</i>		<i>10-24-08</i>	<i>9:10</i>	<i>"</i>	
3 <i>DBGW 694</i>		<i>10-24-08</i>	<i>8:25</i>	<i>"</i>	
4 <i>DBGW 696</i>		<i>10-24-08</i>	<i>8:45</i>	<i>"</i>	
5					
6					
7					
8					
9					
10					
Custody Record MUST be Signed		Relinquished by (Print): <i>Allen Smith</i>	Date/Time: <i>10-23-08 10:24</i>	Signature: <i>[Signature]</i>	Received by (Print): <i>Linda Carson</i>
Sample Disposal: Return to Client		Lab Disposal:	Received by (Print):	Date/Time:	Signature:

ANALYSIS REQUESTED

As per note

SEE ATTACHED

Normal Turnaround (TAT)

RUSH

Contact ELI prior to RUSH sample submittal for charges and scheduling - See Instruction Page

Comments:

Purham West
Purham East
1. Church Lane NW
2. School House St
38

Received by:
[Signature]

On Ice:
4.2°C

Yes No

Custody Seal Y N
Intact Y N
Signature Y N
Match Y N

ROB00295-011
-012
-013
-014

LABORATORY USE ONLY

In certain circumstances, samples submitted to Energy Laboratories, Inc. may be subcontracted to other certified laboratories in order to complete the analysis requested. This serves as notice of this possibility. All sub-contract data will be clearly notated on your analytical report. Visit our web site at www.energylab.com for additional information, downloadable fee schedule, forms, and links.



ANALYTICAL SUMMARY REPORT

January 29, 2009

Cory Foreman
RESPEC Inc
3824 Jet Dr
Rapid City, SD 57701-

Workorder No.: R08110211

Quote ID: R286

Project Name: Edgemont

Energy Laboratories Inc. received the following 14 samples for RESPEC Inc on 11/19/2008 for analysis.

Sample ID	Client Sample ID	Collect Date	Receive Date	Matrix	Test
R08110211-001	DewBurd BLK01	11/18/08 8:45	11/19/08	Aqueous	Metals by ICP/ICPMS, Dissolved Metals by ICP/ICPMS, Suspended Metals by ICP/ICPMS, Total Alkalinity Conductivity Mercury, Total Selenium, Dissolved Selenium, Dissolved Selenium, Dissolved Anions by Ion Chromatography Nitrogen, Ammonia Oxidation Reduction Potential pH Digestion, Total Metals Digestion, Total Metals Dissolved Filtration Digestion, Mercury by CVAA Gross Alpha, Gross Beta Gross Gamma, Dissolved Lead 210, Dissolved Lead 210, Suspended Polonium 210, Dissolved Polonium 210, Suspended Radium 226, Dissolved Radium 226, Suspended Radon 222 Thorium, Isotopic Thorium, Suspended Isotopic Sodium Adsorption Ratio Solids, Total Dissolved



ANALYTICAL SUMMARY REPORT

R08110211-002 DewBurd GW696	11/18/08 8:45	11/19/08	Aqueous	Metals by ICP/ICPMS, Dissolved Metals by ICP/ICPMS, Suspended Metals by ICP/ICPMS, Total Alkalinity Anion - Cation Balance Conductivity Mercury, Total Selenium, Dissolved Selenium, Dissolved Selenium, Dissolved Anions by Ion Chromatography Nitrogen, Ammonia Oxidation Reduction Potential pH Digestion, Total Metals Digestion, Total Metals Dissolved Filtration Digestion, Mercury by CVAA Gross Alpha, Gross Beta Gross Gamma, Dissolved Lead 210, Dissolved Lead 210, Suspended Polonium 210, Dissolved Polonium 210, Suspended Radium 226, Dissolved Radium 226, Suspended Radon 222 Thorium, Isotopic Thorium, Suspended Isotopic Sodium Adsorption Ratio Solids, Total Dissolved
R08110211-003 DewBurd GW694	11/18/08 9:00	11/19/08	Aqueous	Same As Above
R08110211-004 DewBurd GW688	11/18/08 10:00	11/19/08	Aqueous	Same As Above
R08110211-005 DewBurd GW680	11/18/08 10:25	11/19/08	Aqueous	Same As Above
R08110211-006 DewBurd GW694	11/18/08 9:05	11/19/08	Aqueous	Same As Above
R08110211-007 DewBurd GW3026	11/18/08 11:19	11/19/08	Aqueous	Same As Above
R08110211-008 DewBurd GW698	11/18/08 12:00	11/19/08	Aqueous	Same As Above
R08110211-009 DewBurd GW695	11/18/08 13:25	11/19/08	Aqueous	Same As Above
R08110211-010 DewBurd GW697	11/18/08 13:35	11/19/08	Aqueous	Same As Above
R08110211-011 DewBurd GW689	11/18/08 14:02	11/19/08	Aqueous	Same As Above
R08110211-012 DewBurd GW681	11/18/08 13:55	11/19/08	Aqueous	Same As Above
R08110211-013 DewBurd GW615	11/18/08 15:00	11/19/08	Aqueous	Same As Above
R08110211-014 DewBurd GW622	11/18/08 14:30	11/19/08	Aqueous	Same As Above

As appropriate, any exceptions or problems with the analyses are noted in the Laboratory Analytical Report, the QA/QC Summary Report, or the Case Narrative.

If you have any questions regarding these tests results, please call.

Report Approved By:

Linda Larson
Rapid City - Project Manager



LABORATORY ANALYTICAL REPORT

Client: RESPEC Inc
Project: Edgemont
Lab ID: R08110211-001
Client Sample ID: DewBurd BLK01

Report Date: 01/29/09
Collection Date: 11/18/08 08:45
Date Received: 11/19/08
Matrix: AQUEOUS

Analyses	Result	Units	Qual	RL	MCL/		Method	Analysis Date / By
					QCL	DF		
MAJOR IONS								
Alkalinity, Total as CaCO3	ND	mg/L		5		1	A2320 B	11/25/08 11:21/mb
Carbonate as CO3	ND	mg/L		5		1	A2320 B	11/25/08 11:21/mb
Bicarbonate as HCO3	ND	mg/L		5		1	A2320 B	11/25/08 11:21/mb
Calcium	ND	mg/L		0.5		2	E200.7	12/10/08 16:24/eli-c
Chloride	ND	mg/L		1		1	E300.0	11/20/08 18:36/jmh
Fluoride	ND	mg/L		0.1		1	E300.0	11/20/08 18:36/jmh
Magnesium	ND	mg/L		0.5		2	E200.7	12/10/08 16:24/eli-c
Nitrogen, Ammonia as N	ND	mg/L		0.1		1	A4500-NH3 G	11/25/08 17:10/jmh
Nitrogen, Nitrate as N	ND	mg/L		0.1		1	E300.0	11/20/08 18:36/jmh
Nitrogen, Nitrite as N	ND	mg/L		0.1		1	E300.0	11/20/08 18:36/jmh
Potassium	ND	mg/L		0.5		2	E200.7	12/10/08 16:24/eli-c
Sodium	ND	mg/L	D	2		2	E200.7	12/10/08 16:24/eli-c
Sulfate	ND	mg/L		1		1	E300.0	11/20/08 18:36/jmh
Silica	ND	mg/L		0.2		2	E200.7	12/10/08 16:24/eli-c
PHYSICAL PROPERTIES								
Conductivity @ 25 C	ND	umhos/cm		5.0		1	A2510 B	11/25/08 15:29/tb
Oxidation-Reduction Potential	330	mV				1	A2580 B	11/25/08 16:00/jmh
pH	4.84	s.u.		0.01		1	A4500-H B	11/25/08 14:43/tb
Sodium Adsorption Ratio (SAR)	ND	unitless		0.10		1	Calculation	01/29/09 11:40/ADM
Solids, Total Dissolved TDS @ 180 C	64	mg/L		5		1	A2540 C	11/21/08 11:26/mb
- SAR calculations may not be appropriate for near blank results.								
METALS - DISSOLVED								
Aluminum	ND	mg/L		0.1		1	E200.8	12/03/08 19:33/eli-c
Arsenic	ND	mg/L		0.001		1	E200.8	12/03/08 19:33/eli-c
Barium	ND	mg/L		0.1		1	E200.8	12/03/08 19:33/eli-c
Boron	ND	mg/L		0.1		2	E200.7	12/10/08 16:24/eli-c
Cadmium	ND	mg/L		0.005		1	E200.8	12/03/08 19:33/eli-c
Chromium	ND	mg/L		0.05		1	E200.8	12/03/08 19:33/eli-c
Copper	ND	mg/L		0.01		1	E200.8	12/03/08 19:33/eli-c
Iron	ND	mg/L		0.03		2	E200.7	12/10/08 16:24/eli-c
Lead	ND	mg/L		0.001		1	E200.8	12/03/08 19:33/eli-c
Manganese	ND	mg/L		0.01		1	E200.8	12/03/08 19:33/eli-c
Mercury	ND	mg/L		0.001		1	E200.8	12/03/08 19:33/eli-c
Molybdenum	ND	mg/L		0.1		1	E200.8	12/03/08 19:33/eli-c
Nickel	ND	mg/L		0.05		1	E200.8	12/03/08 19:33/eli-c
Selenium	ND	mg/L		0.001		1	A3114 B	12/05/08 09:37/eli-c
Silver	ND	mg/L		0.005		1	E200.8	12/05/08 02:51/eli-c

Report RL - Analyte reporting limit.
Definitions: QCL - Quality control limit.
MDC - Minimum detectable concentration

MCL - Maximum contaminant level.
ND - Not detected at the reporting limit.
D - RL increased due to sample matrix interference.

Page 1 of 42



LABORATORY ANALYTICAL REPORT

Client: RESPEC Inc
Project: Edgemont
Lab ID: R08110211-001
Client Sample ID: DewBurd BLK01

Report Date: 01/29/09
Collection Date: 11/18/08 08:45
Date Received: 11/19/08
Matrix: AQUEOUS

Analyses	Result	Units	Qual	RL	MCL/ QCL	DF	Method	Analysis Date / By
METALS - DISSOLVED								
Thorium 232	ND	mg/L		0.005		1	E200.8	12/03/08 19:33/eli-c
Uranium	ND	mg/L		0.0003		1	E200.8	12/03/08 19:33/eli-c
Vanadium	ND	mg/L		0.1		1	E200.8	12/03/08 19:33/eli-c
Zinc	ND	mg/L		0.01		1	E200.8	12/03/08 19:33/eli-c
METALS - SUSPENDED								
Uranium	ND	mg/L		0.0003		1	E200.8	12/11/08 01:02/eli-c
METALS - SPECIATED								
Selenium-IV	ND	mg/L		0.001		1	A3114 B	12/04/08 15:27/eli-c
Selenium-VI	ND	mg/L		0.001		1	A3114 B	12/05/08 11:31/eli-c
RADIONUCLIDES - DISSOLVED								
Gross Alpha	-0.6	pCi/L	U			1	E900.0	12/24/08 01:10/eli-c
Gross Alpha precision (±)	0.5	pCi/L				1	E900.0	12/24/08 01:10/eli-c
Gross Alpha MDC	1.0	pCi/L				1	E900.0	12/24/08 01:10/eli-c
Gross Beta	-2	pCi/L	U			1	E900.0	12/24/08 01:10/eli-c
Gross Beta precision (±)	1.5	pCi/L				1	E900.0	12/24/08 01:10/eli-c
Gross Beta MDC	2.6	pCi/L				1	E900.0	12/24/08 01:10/eli-c
Lead 210	-0.2	pCi/L	U			1	E909.0M	12/11/08 10:00/eli-c
Lead 210 precision (±)	2.6	pCi/L				1	E909.0M	12/11/08 10:00/eli-c
Lead 210 MDC	4.4	pCi/L				1	E909.0M	12/11/08 10:00/eli-c
Polonium 210	0.2	pCi/L	U	1.0		1	RMO-3008	12/11/08 10:19/eli-c
Polonium 210 precision (±)	0.39	pCi/L				1	RMO-3008	12/11/08 10:19/eli-c
Radium 226	-0.1	pCi/L	U			1	E903.0	12/16/08 23:17/eli-c
Radium 226 precision (±)	0.07	pCi/L				1	E903.0	12/16/08 23:17/eli-c
Radium 226 MDC	0.2	pCi/L				1	E903.0	12/16/08 23:17/eli-c
Thorium 230	0.1	pCi/L	U	0.2		1	E907.0	12/12/08 16:26/eli-c
Thorium 230 precision (±)	0.2	pCi/L				1	E907.0	12/12/08 16:26/eli-c
Gross Gamma	0.0	pCi/L	U	20		1	E901.1	12/03/08 15:07/eli-c
Gross Gamma precision (±)	20	pCi/L				1	E901.1	12/03/08 15:07/eli-c
RADIONUCLIDES - SUSPENDED								
Lead 210	-4	pCi/L	U			1	E909.0M	12/18/08 07:13/eli-c
Lead 210 precision (±)	5.3	pCi/L				1	E909.0M	12/18/08 07:13/eli-c
Lead 210 MDC	9.0	pCi/L				1	E909.0M	12/18/08 07:13/eli-c
Polonium 210	-0.035	pCi/L	U			1	RMO-3008	12/30/08 08:57/eli-c
Polonium 210 precision (±)	0.25	pCi/L				1	RMO-3008	12/30/08 08:57/eli-c
Radium 226	-0.4	pCi/L	U			1	E903.0	12/18/08 15:28/eli-c

Report RL - Analyte reporting limit.
Definitions: QCL - Quality control limit.
MDC - Minimum detectable concentration

MCL - Maximum contaminant level.
ND - Not detected at the reporting limit.
U - Not detected at minimum detectable concentration

Page 2 of 42



LABORATORY ANALYTICAL REPORT

Client: RESPEC Inc
Project: Edgemont
Lab ID: R08110211-001
Client Sample ID: DewBurd BLK01

Report Date: 01/29/09
Collection Date: 11/18/08 08:45
Date Received: 11/19/08
Matrix: AQUEOUS

Analyses	Result	Units	Qual	RL	MCL/		Method	Analysis Date / By
					QCL	DF		
RADIONUCLIDES - SUSPENDED								
Radium 226 precision (±)	0.2	pCi/L				1	E903.0	12/18/08 15:28/eli-c
Radium 226 MDC	0.4	pCi/L				1	E903.0	12/18/08 15:28/eli-c
Thorium 230	0.0	pCi/L	U	0.2		1	E907.0	12/11/08 15:00/eli-c
Thorium 230 precision (±)	0.05	pCi/L				1	E907.0	12/11/08 15:00/eli-c
RADIONUCLIDES - TOTAL								
Radon 222	222	pCi/L		100		1	D5072-92	11/23/08 09:20/eli-c
Radon 222 precision (±)	82.8	pCi/L				1	D5072-92	11/23/08 09:20/eli-c
TOTAL METALS ANALYSES								
Antimony	ND	mg/L		0.003		1	E200.8	12/05/08 06:34/eli-c
Arsenic	ND	mg/L		0.001		1	E200.8	12/05/08 06:34/eli-c
Barium	ND	mg/L		0.1		1	E200.8	12/05/08 06:34/eli-c
Beryllium	ND	mg/L		0.001		1	E200.8	12/05/08 06:34/eli-c
Boron	ND	mg/L		0.1		2	E200.7	12/10/08 22:12/eli-c
Cadmium	ND	mg/L		0.005		1	E200.8	12/05/08 06:34/eli-c
Chromium	ND	mg/L		0.05		1	E200.8	12/05/08 06:34/eli-c
Copper	ND	mg/L		0.01		1	E200.8	12/05/08 06:34/eli-c
Iron	0.03	mg/L		0.03		2	E200.7	12/10/08 22:12/eli-c
Lead	ND	mg/L		0.001		1	E200.8	12/05/08 06:34/eli-c
Manganese	ND	mg/L		0.01		1	E200.8	12/05/08 06:34/eli-c
Mercury	ND	mg/L		0.001		1	0	11/24/08 12:14/eli-b
Molybdenum	ND	mg/L		0.1		1	E200.8	12/05/08 06:34/eli-c
Nickel	ND	mg/L		0.05		1	E200.8	12/05/08 06:34/eli-c
Selenium	ND	mg/L		0.001		1	E200.8	12/05/08 06:34/eli-c
Silver	ND	mg/L		0.005		1	E200.8	12/08/08 13:22/eli-c
Strontium	ND	mg/L		0.1		1	E200.8	12/05/08 06:34/eli-c
Thallium	ND	mg/L		0.001		1	E200.8	12/05/08 06:34/eli-c
Uranium	ND	mg/L		0.0003		1	E200.8	12/05/08 06:34/eli-c
Zinc	ND	mg/L		0.01		1	E200.8	12/05/08 06:34/eli-c

Report RL - Analyte reporting limit.
Definitions: QCL - Quality control limit.
MDC - Minimum detectable concentration

MCL - Maximum contaminant level.
ND - Not detected at the reporting limit.
U - Not detected at minimum detectable concentration

Page 3 of 42



LABORATORY ANALYTICAL REPORT

Client: RESPEC Inc
Project: Edgemont
Lab ID: R08110211-002
Client Sample ID: DewBurd GW696

Report Date: 01/29/09
Collection Date: 11/18/08 08:45
Date Received: 11/19/08
Matrix: AQUEOUS

Analyses	Result	Units	Qual	RL	MCL/ QCL	DF	Method	Analysis Date / By
MAJOR IONS								
Alkalinity, Total as CaCO ₃	178	mg/L		5		1	A2320 B	11/25/08 11:22/mb
Carbonate as CO ₃	ND	mg/L		5		1	A2320 B	11/25/08 11:22/mb
Bicarbonate as HCO ₃	217	mg/L		5		1	A2320 B	11/25/08 11:22/mb
Calcium	30.9	mg/L		0.5		2	E200.7	12/10/08 16:36/eli-c
Chloride	13	mg/L		1		1	E300.0	11/20/08 19:25/jmh
Fluoride	0.4	mg/L		0.1		1	E300.0	11/20/08 19:25/jmh
Magnesium	10.6	mg/L		0.5		2	E200.7	12/10/08 16:36/eli-c
Nitrogen, Ammonia as N	0.4	mg/L		0.1		1	A4500-NH ₃ G	11/25/08 17:13/jmh
Nitrogen, Nitrate as N	ND	mg/L		0.1		1	E300.0	11/20/08 19:25/jmh
Nitrogen, Nitrite as N	ND	mg/L		0.1		1	E300.0	11/20/08 19:25/jmh
Potassium	9.1	mg/L		0.5		2	E200.7	12/10/08 16:36/eli-c
Sodium	293	mg/L	D	2		2	E200.7	12/10/08 16:36/eli-c
Sulfate	476	mg/L	D	3		50	E300.0	11/21/08 03:37/jmh
Silica	9.9	mg/L		0.2		2	E200.7	12/10/08 16:36/eli-c
PHYSICAL PROPERTIES								
Conductivity @ 25 C	1340	umhos/cm		5.0		1	A2510 B	11/25/08 15:31/tb
Oxidation-Reduction Potential	280	mV				1	A2580 B	11/25/08 16:00/jmh
pH	8.03	s.u.		0.01		1	A4500-H B	11/25/08 14:44/tb
Sodium Adsorption Ratio (SAR)	12	unitless		0.10		1	Calculation	01/29/09 11:40/ADM
Solids, Total Dissolved TDS @ 180 C	790	mg/L		5		1	A2540 C	11/21/08 11:27/mb
METALS - DISSOLVED								
Aluminum	ND	mg/L		0.1		1	E200.8	12/03/08 19:40/eli-c
Arsenic	ND	mg/L		0.001		1	E200.8	12/03/08 19:40/eli-c
Barium	ND	mg/L		0.1		1	E200.8	12/03/08 19:40/eli-c
Boron	ND	mg/L		0.1		2	E200.7	12/10/08 16:36/eli-c
Cadmium	ND	mg/L		0.005		1	E200.8	12/03/08 19:40/eli-c
Chromium	ND	mg/L		0.05		1	E200.8	12/03/08 19:40/eli-c
Copper	ND	mg/L		0.01		1	E200.8	12/03/08 19:40/eli-c
Iron	ND	mg/L		0.03		2	E200.7	12/10/08 16:36/eli-c
Lead	ND	mg/L		0.001		1	E200.8	12/03/08 19:40/eli-c
Manganese	0.06	mg/L		0.01		1	E200.8	12/03/08 19:40/eli-c
Mercury	ND	mg/L		0.001		1	E200.8	12/03/08 19:40/eli-c
Molybdenum	ND	mg/L		0.1		1	E200.8	12/03/08 19:40/eli-c
Nickel	ND	mg/L		0.05		1	E200.8	12/03/08 19:40/eli-c
Selenium	ND	mg/L		0.001		1	A3114 B	12/05/08 09:44/eli-c
Silver	ND	mg/L		0.005		1	E200.8	12/05/08 02:58/eli-c
Thorium 232	ND	mg/L		0.005		1	E200.8	12/03/08 19:40/eli-c

Report RL - Analyte reporting limit.

Definitions: QCL - Quality control limit.

MDC - Minimum detectable concentration

MCL - Maximum contaminant level.

ND - Not detected at the reporting limit.

D - RL increased due to sample matrix interference.

Page 4 of 42



LABORATORY ANALYTICAL REPORT

Client: RESPEC Inc
Project: Edgemont
Lab ID: R08110211-002
Client Sample ID: DewBurd GW696

Report Date: 01/29/09
Collection Date: 11/18/08 08:45
Date Received: 11/19/08
Matrix: AQUEOUS

Analyses	Result	Units	Qual	RL	MCL/ QCL	DF	Method	Analysis Date / By
METALS - DISSOLVED								
Uranium	ND	mg/L		0.0003		1	E200.8	12/03/08 19:40/eli-c
Vanadium	ND	mg/L		0.1		1	E200.8	12/03/08 19:40/eli-c
Zinc	ND	mg/L		0.01		1	E200.8	12/03/08 19:40/eli-c
METALS - SUSPENDED								
Uranium	ND	mg/L		0.0003		1	E200.8	12/11/08 01:09/eli-c
METALS - SPECIATED								
Selenium-IV	ND	mg/L		0.001		1	A3114 B	12/04/08 15:34/eli-c
Selenium-VI	ND	mg/L		0.001		1	A3114 B	12/05/08 11:31/eli-c
RADIONUCLIDES - DISSOLVED								
Gross Alpha	6.9	pCi/L				1	E900.0	12/24/08 01:10/eli-c
Gross Alpha precision (±)	3.2	pCi/L				1	E900.0	12/24/08 01:10/eli-c
Gross Alpha MDC	4.4	pCi/L				1	E900.0	12/24/08 01:10/eli-c
Gross Beta	9.0	pCi/L				1	E900.0	12/24/08 01:10/eli-c
Gross Beta precision (±)	2.6	pCi/L				1	E900.0	12/24/08 01:10/eli-c
Gross Beta MDC	4.1	pCi/L				1	E900.0	12/24/08 01:10/eli-c
Lead 210	0.0	pCi/L	U			1	E909.0M	12/11/08 10:00/eli-c
Lead 210 precision (±)	2.6	pCi/L				1	E909.0M	12/11/08 10:00/eli-c
Lead 210 MDC	4.4	pCi/L				1	E909.0M	12/11/08 10:00/eli-c
Polonium 210	0.2	pCi/L	U	1.0		1	RMO-3008	12/11/08 10:19/eli-c
Polonium 210 precision (±)	0.33	pCi/L				1	RMO-3008	12/11/08 10:19/eli-c
Radium 226	0.8	pCi/L				1	E903.0	12/16/08 23:17/eli-c
Radium 226 precision (±)	0.2	pCi/L				1	E903.0	12/16/08 23:17/eli-c
Radium 226 MDC	0.2	pCi/L				1	E903.0	12/16/08 23:17/eli-c
Thorium 230	0.2	pCi/L	U	0.2		1	E907.0	12/12/08 16:26/eli-c
Thorium 230 precision (±)	0.2	pCi/L				1	E907.0	12/12/08 16:26/eli-c
Gross Gamma	0.0	pCi/L	U	20		1	E901.1	12/03/08 15:07/eli-c
Gross Gamma precision (±)	20	pCi/L				1	E901.1	12/03/08 15:07/eli-c
RADIONUCLIDES - SUSPENDED								
Lead 210	-6	pCi/L	U			1	E909.0M	12/18/08 07:13/eli-c
Lead 210 precision (±)	5.3	pCi/L				1	E909.0M	12/18/08 07:13/eli-c
Lead 210 MDC	9.0	pCi/L				1	E909.0M	12/18/08 07:13/eli-c
Polonium 210	-0.11	pCi/L	U			1	RMO-3008	12/30/08 08:57/eli-c
Polonium 210 precision (±)	0.33	pCi/L				1	RMO-3008	12/30/08 08:57/eli-c
Radium 226	-0.3	pCi/L	U			1	E903.0	12/18/08 15:28/eli-c
Radium 226 precision (±)	0.2	pCi/L				1	E903.0	12/18/08 15:28/eli-c

Report RL - Analyte reporting limit.
Definitions: QCL - Quality control limit.
MDC - Minimum detectable concentration

MCL - Maximum contaminant level.
ND - Not detected at the reporting limit.
U - Not detected at minimum detectable concentration

Page 5 of 42



LABORATORY ANALYTICAL REPORT

Client: RESPEC Inc
Project: Edgemont
Lab ID: R08110211-002
Client Sample ID: DewBurd GW696

Report Date: 01/29/09
Collection Date: 11/18/08 08:45
Date Received: 11/19/08
Matrix: AQUEOUS

Analyses	Result	Units	Qual	RL	MCL/ QCL	DF	Method	Analysis Date / By
RADIONUCLIDES - SUSPENDED								
Radium 226 MDC	0.4	pCi/L				1	E903.0	12/18/08 15:28/eli-c
Thorium 230	0.0	pCi/L	U	0.2		1	E907.0	12/11/08 15:00/eli-c
Thorium 230 precision (±)	0.05	pCi/L				1	E907.0	12/11/08 15:00/eli-c
RADIONUCLIDES - TOTAL								
Radon 222	222	pCi/L		100		1	D5072-92	11/23/08 09:20/eli-c
Radon 222 precision (±)	82.9	pCi/L				1	D5072-92	11/23/08 09:20/eli-c
TOTAL METALS ANALYSES								
Antimony	ND	mg/L		0.003		1	E200.8	12/05/08 06:41/eli-c
Arsenic	ND	mg/L		0.001		1	E200.8	12/05/08 06:41/eli-c
Barium	ND	mg/L		0.1		1	E200.8	12/05/08 06:41/eli-c
Beryllium	ND	mg/L		0.001		1	E200.8	12/05/08 06:41/eli-c
Boron	ND	mg/L		0.1		2	E200.7	12/10/08 22:25/eli-c
Cadmium	ND	mg/L		0.005		1	E200.8	12/05/08 06:41/eli-c
Chromium	ND	mg/L		0.05		1	E200.8	12/05/08 06:41/eli-c
Copper	ND	mg/L		0.01		1	E200.8	12/05/08 06:41/eli-c
Iron	0.14	mg/L		0.03		2	E200.7	12/10/08 22:25/eli-c
Lead	ND	mg/L		0.001		1	E200.8	12/05/08 06:41/eli-c
Manganese	0.06	mg/L		0.01		1	E200.8	12/05/08 06:41/eli-c
Mercury	ND	mg/L		0.001		1	0	11/24/08 12:16/eli-b
Molybdenum	ND	mg/L		0.1		1	E200.8	12/05/08 06:41/eli-c
Nickel	ND	mg/L		0.05		1	E200.8	12/05/08 06:41/eli-c
Selenium	ND	mg/L		0.001		1	E200.8	12/05/08 06:41/eli-c
Silver	ND	mg/L		0.005		1	E200.8	12/08/08 13:29/eli-c
Strontium	0.7	mg/L		0.1		1	E200.8	12/05/08 06:41/eli-c
Thallium	ND	mg/L		0.001		1	E200.8	12/05/08 06:41/eli-c
Uranium	ND	mg/L		0.0003		1	E200.8	12/05/08 06:41/eli-c
Zinc	ND	mg/L		0.01		1	E200.8	12/05/08 06:41/eli-c
DATA QUALITY								
A/C Balance (± 5)	5.40	%				1	A1030 E	01/29/09 00:00/jmh
Anions	13.8	meq/L				1	A1030 E	01/29/09 00:00/jmh
Cations	15.4	meq/L				1	A1030 E	01/29/09 00:00/jmh
Solids, Total Dissolved Calculated	967	mg/L				1	A1030 E	01/29/09 00:00/jmh
TDS Balance (0.80 - 1.20)	0.820					1	A1030 E	01/29/09 00:00/jmh

Report RL - Analyte reporting limit.
Definitions: QCL - Quality control limit.
MDC - Minimum detectable concentration

MCL - Maximum contaminant level.
ND - Not detected at the reporting limit.
U - Not detected at minimum detectable concentration

Page 6 of 42



LABORATORY ANALYTICAL REPORT

Client: RESPEC Inc
Project: Edgemont
Lab ID: R08110211-003
Client Sample ID: DewBurd GW694

Report Date: 01/29/09
Collection Date: 11/18/08 09:00
Date Received: 11/19/08
Matrix: AQUEOUS

Analyses	Result	Units	Qual	RL	MCL/ QCL	DF	Method	Analysis Date / By
MAJOR IONS								
Alkalinity, Total as CaCO ₃	182	mg/L		5		1	A2320 B	11/25/08 11:24/mb
Carbonate as CO ₃	ND	mg/L		5		1	A2320 B	11/25/08 11:24/mb
Bicarbonate as HCO ₃	222	mg/L		5		1	A2320 B	11/25/08 11:24/mb
Calcium	101	mg/L		0.5		2	E200.7	12/10/08 16:44/eli-c
Chloride	9	mg/L		1		1	E300.0	11/20/08 19:41/jmh
Fluoride	0.3	mg/L		0.1		1	E300.0	11/20/08 19:41/jmh
Magnesium	36.2	mg/L		0.5		2	E200.7	12/10/08 16:44/eli-c
Nitrogen, Ammonia as N	0.2	mg/L		0.1		1	A4500-NH ₃ G	11/25/08 17:14/jmh
Nitrogen, Nitrate as N	ND	mg/L		0.1		1	E300.0	11/20/08 19:41/jmh
Nitrogen, Nitrite as N	ND	mg/L		0.1		1	E300.0	11/20/08 19:41/jmh
Potassium	13.3	mg/L		0.5		2	E200.7	12/10/08 16:44/eli-c
Sodium	184	mg/L	D	2		2	E200.7	12/10/08 16:44/eli-c
Sulfate	484	mg/L	D	3		50	E300.0	11/21/08 04:27/jmh
Silica	9.3	mg/L		0.2		2	E200.7	12/10/08 16:44/eli-c
PHYSICAL PROPERTIES								
Conductivity @ 25 C	1310	umhos/cm		5.0		1	A2510 B	11/25/08 15:32/tb
Oxidation-Reduction Potential	280	mV				1	A2580 B	11/25/08 16:00/jmh
pH	7.93	s.u.		0.01		1	A4500-H B	11/25/08 14:45/tb
Sodium Adsorption Ratio (SAR)	4.0	unitless		0.10		1	Calculation	01/29/09 11:40/ADM
Solids, Total Dissolved TDS @ 180 C	980	mg/L		5		1	A2540 C	11/21/08 11:31/mb
METALS - DISSOLVED								
Aluminum	ND	mg/L		0.1		1	E200.8	12/03/08 19:47/eli-c
Arsenic	0.001	mg/L		0.001		1	E200.8	12/03/08 19:47/eli-c
Barium	ND	mg/L		0.1		1	E200.8	12/03/08 19:47/eli-c
Boron	ND	mg/L		0.1		2	E200.7	12/10/08 16:44/eli-c
Cadmium	ND	mg/L		0.005		1	E200.8	12/03/08 19:47/eli-c
Chromium	ND	mg/L		0.05		1	E200.8	12/03/08 19:47/eli-c
Copper	ND	mg/L		0.01		1	E200.8	12/03/08 19:47/eli-c
Iron	ND	mg/L		0.03		2	E200.7	12/10/08 16:44/eli-c
Lead	ND	mg/L		0.001		1	E200.8	12/03/08 19:47/eli-c
Manganese	0.15	mg/L		0.01		1	E200.8	12/03/08 19:47/eli-c
Mercury	ND	mg/L		0.001		1	E200.8	12/03/08 19:47/eli-c
Molybdenum	ND	mg/L		0.1		1	E200.8	12/03/08 19:47/eli-c
Nickel	ND	mg/L		0.05		1	E200.8	12/03/08 19:47/eli-c
Selenium	ND	mg/L		0.001		1	A3114 B	12/05/08 09:47/eli-c
Silver	ND	mg/L		0.005		1	E200.8	12/05/08 03:05/eli-c
Thorium 232	ND	mg/L		0.005		1	E200.8	12/03/08 19:47/eli-c

Report RL - Analyte reporting limit.
Definitions: QCL - Quality control limit.
MDC - Minimum detectable concentration

MCL - Maximum contaminant level.
ND - Not detected at the reporting limit.
D - RL increased due to sample matrix interference.

Page 7 of 42



LABORATORY ANALYTICAL REPORT

Client: RESPEC Inc
Project: Edgemont
Lab ID: R08110211-003
Client Sample ID: DewBurd GW694

Report Date: 01/29/09
Collection Date: 11/18/08 09:00
Date Received: 11/19/08
Matrix: AQUEOUS

Analyses	Result	Units	Qual	RL	MCL/ QCL	DF	Method	Analysis Date / By
METALS - DISSOLVED								
Uranium	0.0006	mg/L		0.0003		1	E200.8	12/03/08 19:47/eli-c
Vanadium	ND	mg/L		0.1		1	E200.8	12/03/08 19:47/eli-c
Zinc	ND	mg/L		0.01		1	E200.8	12/03/08 19:47/eli-c
METALS - SUSPENDED								
Uranium	ND	mg/L		0.0003		1	E200.8	12/11/08 01:15/eli-c
METALS - SPECIATED								
Selenium-IV	ND	mg/L		0.001		1	A3114 B	12/04/08 15:37/eli-c
Selenium-VI	ND	mg/L		0.001		1	A3114 B	12/05/08 11:31/eli-c
RADIONUCLIDES - DISSOLVED								
Gross Alpha	9.2	pCi/L				1	E900.0	12/24/08 01:10/eli-ca
Gross Alpha precision (±)	3.3	pCi/L				1	E900.0	12/24/08 01:10/eli-ca
Gross Alpha MDC	4.4	pCi/L				1	E900.0	12/24/08 01:10/eli-ca
Gross Beta	5.9	pCi/L				1	E900.0	12/24/08 01:10/eli-ca
Gross Beta precision (±)	2.9	pCi/L				1	E900.0	12/24/08 01:10/eli-ca
Gross Beta MDC	4.7	pCi/L				1	E900.0	12/24/08 01:10/eli-ca
Lead 210	-0.1	pCi/L	U			1	E909.0M	12/11/08 10:00/eli-c
Lead 210 precision (±)	2.6	pCi/L				1	E909.0M	12/11/08 10:00/eli-c
Lead 210 MDC	4.4	pCi/L				1	E909.0M	12/11/08 10:00/eli-c
Polonium 210	0.0	pCi/L	U	1.0		1	RMO-3008	12/11/08 10:19/eli-c
Polonium 210 precision (±)	0.28	pCi/L				1	RMO-3008	12/11/08 10:19/eli-c
Radium 226	1.7	pCi/L				1	E903.0	12/16/08 23:17/eli-ca
Radium 226 precision (±)	0.3	pCi/L				1	E903.0	12/16/08 23:17/eli-ca
Radium 226 MDC	0.2	pCi/L				1	E903.0	12/16/08 23:17/eli-ca
Thorium 230	0.1	pCi/L	U	0.2		1	E907.0	12/12/08 16:26/eli-c
Thorium 230 precision (±)	0.2	pCi/L				1	E907.0	12/12/08 16:26/eli-c
Gross Gamma	0.0	pCi/L	U	20		1	E901.1	12/03/08 15:07/eli-c
Gross Gamma precision (±)	20	pCi/L				1	E901.1	12/03/08 15:07/eli-c
RADIONUCLIDES - SUSPENDED								
Lead 210	-4	pCi/L	U			1	E909.0M	12/18/08 07:13/eli-c
Lead 210 precision (±)	5.3	pCi/L				1	E909.0M	12/18/08 07:13/eli-c
Lead 210 MDC	9.0	pCi/L				1	E909.0M	12/18/08 07:13/eli-c
Polonium 210	-0.040	pCi/L	U			1	RMO-3008	12/30/08 08:57/eli-c
Polonium 210 precision (±)	0.20	pCi/L				1	RMO-3008	12/30/08 08:57/eli-c
Radium 226	-0.4	pCi/L	U			1	E903.0	12/18/08 15:28/eli-c
Radium 226 precision (±)	0.2	pCi/L				1	E903.0	12/18/08 15:28/eli-c

Report RL - Analyte reporting limit.
Definitions: QCL - Quality control limit.
MDC - Minimum detectable concentration

MCL - Maximum contaminant level.
ND - Not detected at the reporting limit.
U - Not detected at minimum detectable concentration

Page 8 of 42



LABORATORY ANALYTICAL REPORT

Client: RESPEC Inc
Project: Edgemont
Lab ID: R08110211-003
Client Sample ID: DewBurd GW694

Report Date: 01/29/09
Collection Date: 11/18/08 09:00
Date Received: 11/19/08
Matrix: AQUEOUS

Analyses	Result	Units	Qual	RL	MCL/ QCL	DF	Method	Analysis Date / By
RADIONUCLIDES - SUSPENDED								
Radium 226 MDC	0.4	pCi/L				1	E903.0	12/18/08 15:28/eli-c
Thorium 230	0.0	pCi/L	U	0.2		1	E907.0	12/11/08 15:00/eli-c
Thorium 230 precision (±)	0.05	pCi/L				1	E907.0	12/11/08 15:00/eli-c
RADIONUCLIDES - TOTAL								
Radon 222	331	pCi/L		100		1	D5072-92	11/23/08 09:20/eli-c
Radon 222 precision (±)	82.4	pCi/L				1	D5072-92	11/23/08 09:20/eli-c
TOTAL METALS ANALYSES								
Antimony	ND	mg/L		0.003		1	E200.8	12/05/08 06:47/eli-c
Arsenic	0.002	mg/L		0.001		1	E200.8	12/05/08 06:47/eli-c
Barium	ND	mg/L		0.1		1	E200.8	12/05/08 06:47/eli-c
Beryllium	ND	mg/L		0.001		1	E200.8	12/05/08 06:47/eli-c
Boron	ND	mg/L		0.1		2	E200.7	12/10/08 22:45/eli-c
Cadmium	ND	mg/L		0.005		1	E200.8	12/05/08 06:47/eli-c
Chromium	ND	mg/L		0.05		1	E200.8	12/05/08 06:47/eli-c
Copper	ND	mg/L		0.01		1	E200.8	12/05/08 06:47/eli-c
Iron	0.19	mg/L		0.03		2	E200.7	12/10/08 22:45/eli-c
Lead	ND	mg/L		0.001		1	E200.8	12/05/08 06:47/eli-c
Manganese	0.15	mg/L		0.01		1	E200.8	12/05/08 06:47/eli-c
Mercury	ND	mg/L		0.001		1	0	11/24/08 12:19/eli-b
Molybdenum	ND	mg/L		0.1		1	E200.8	12/05/08 06:47/eli-c
Nickel	ND	mg/L		0.05		1	E200.8	12/05/08 06:47/eli-c
Selenium	ND	mg/L		0.001		1	E200.8	12/05/08 06:47/eli-c
Silver	ND	mg/L		0.005		1	E200.8	12/08/08 13:35/eli-c
Strontium	2.6	mg/L		0.1		1	E200.8	12/05/08 06:47/eli-c
Thallium	ND	mg/L		0.001		1	E200.8	12/05/08 06:47/eli-c
Uranium	0.0005	mg/L		0.0003		1	E200.8	12/05/08 06:47/eli-c
Zinc	ND	mg/L		0.01		1	E200.8	12/05/08 06:47/eli-c
DATA QUALITY								
A/C Balance (± 5)	7.92	%				1	A1030 E	01/29/09 00:00/jmh
Anions	14.0	meq/L				1	A1030 E	01/29/09 00:00/jmh
Cations	16.4	meq/L				1	A1030 E	01/29/09 00:00/jmh
Solids, Total Dissolved Calculated	962	mg/L				1	A1030 E	01/29/09 00:00/jmh
TDS Balance (0.80 - 1.20)	1.01					1	A1030 E	01/29/09 00:00/jmh

Report RL - Analyte reporting limit.
Definitions: QCL - Quality control limit.
MDC - Minimum detectable concentration

MCL - Maximum contaminant level.
ND - Not detected at the reporting limit.
U - Not detected at minimum detectable concentration

Page 9 of 42



LABORATORY ANALYTICAL REPORT

Client: RESPEC Inc
Project: Edgemont
Lab ID: R08110211-004
Client Sample ID: DewBurd GW688

Report Date: 01/29/09
Collection Date: 11/18/08 10:00
Date Received: 11/19/08
Matrix: AQUEOUS

Analyses	Result	Units	Qual	RL	MCL/		Method	Analysis Date / By
					QCL	DF		
MAJOR IONS								
Alkalinity, Total as CaCO3	146	mg/L		5		1	A2320 B	11/25/08 11:26/mb
Carbonate as CO3	ND	mg/L		5		1	A2320 B	11/25/08 11:26/mb
Bicarbonate as HCO3	178	mg/L		5		1	A2320 B	11/25/08 11:26/mb
Calcium	51.2	mg/L		0.5		2	E200.7	12/10/08 16:48/eli-c
Chloride	12	mg/L		1		1	E300.0	11/20/08 19:58/jmh
Fluoride	0.5	mg/L		0.1		1	E300.0	11/20/08 19:58/jmh
Magnesium	21.0	mg/L		0.5		2	E200.7	12/10/08 16:48/eli-c
Nitrogen, Ammonia as N	0.4	mg/L		0.1		1	A4500-NH3 G	11/25/08 17:16/jmh
Nitrogen, Nitrate as N	ND	mg/L		0.1		1	E300.0	11/20/08 19:58/jmh
Nitrogen, Nitrite as N	ND	mg/L		0.1		1	E300.0	11/20/08 19:58/jmh
Potassium	12.5	mg/L		0.5		2	E200.7	12/10/08 16:48/eli-c
Sodium	202	mg/L	D	2		2	E200.7	12/10/08 16:48/eli-c
Sulfate	421	mg/L	D	3		50	E300.0	11/21/08 05:16/jmh
Silica	8.7	mg/L		0.2		2	E200.7	12/10/08 16:48/eli-c
PHYSICAL PROPERTIES								
Conductivity @ 25 C	1140	umhos/cm		5.0		1	A2510 B	11/25/08 15:33/tb
Oxidation-Reduction Potential	270	mV				1	A2580 B	11/25/08 16:00/jmh
pH	8.19	s.u.		0.01		1	A4500-H B	11/25/08 14:47/tb
Sodium Adsorption Ratio (SAR)	6.0	unitless		0.10		1	Calculation	01/29/09 11:40/ADM
Solids, Total Dissolved TDS @ 180 C	780	mg/L		5		1	A2540 C	11/21/08 11:32/mb
METALS - DISSOLVED								
Aluminum	ND	mg/L		0.1		1	E200.8	12/03/08 20:07/eli-c
Arsenic	0.002	mg/L		0.001		1	E200.8	12/03/08 20:07/eli-c
Barium	ND	mg/L		0.1		1	E200.8	12/03/08 20:07/eli-c
Boron	ND	mg/L		0.1		2	E200.7	12/10/08 16:48/eli-c
Cadmium	ND	mg/L		0.005		1	E200.8	12/03/08 20:07/eli-c
Chromium	ND	mg/L		0.05		1	E200.8	12/03/08 20:07/eli-c
Copper	ND	mg/L		0.01		1	E200.8	12/03/08 20:07/eli-c
Iron	ND	mg/L		0.03		2	E200.7	12/10/08 16:48/eli-c
Lead	ND	mg/L		0.001		1	E200.8	12/03/08 20:07/eli-c
Manganese	0.06	mg/L		0.01		1	E200.8	12/03/08 20:07/eli-c
Mercury	ND	mg/L		0.001		1	E200.8	12/03/08 20:07/eli-c
Molybdenum	ND	mg/L		0.1		1	E200.8	12/03/08 20:07/eli-c
Nickel	ND	mg/L		0.05		1	E200.8	12/03/08 20:07/eli-c
Selenium	ND	mg/L		0.001		1	A3114 B	12/05/08 09:49/eli-c
Silver	ND	mg/L		0.005		1	E200.8	12/05/08 03:11/eli-c
Thorium 232	ND	mg/L		0.005		1	E200.8	12/03/08 20:07/eli-c

Report RL - Analyte reporting limit.

Definitions: QCL - Quality control limit.

MDC - Minimum detectable concentration

MCL - Maximum contaminant level.

ND - Not detected at the reporting limit.

D - RL increased due to sample matrix interference.

Page 10 of 42



LABORATORY ANALYTICAL REPORT

Client: RESPEC Inc
Project: Edgemont
Lab ID: R08110211-004
Client Sample ID: DewBurd GW688

Report Date: 01/29/09
Collection Date: 11/18/08 10:00
Date Received: 11/19/08
Matrix: AQUEOUS

Analyses	Result	Units	Qual	RL	MCL/ QCL	DF	Method	Analysis Date / By
METALS - DISSOLVED								
Uranium	ND	mg/L		0.0003		1	E200.8	12/03/08 20:07/eli-c
Vanadium	ND	mg/L		0.1		1	E200.8	12/03/08 20:07/eli-c
Zinc	ND	mg/L		0.01		1	E200.8	12/03/08 20:07/eli-c
METALS - SUSPENDED								
Uranium	ND	mg/L		0.0003		1	E200.8	12/11/08 01:22/eli-c
METALS - SPECIATED								
Selenium-IV	ND	mg/L		0.001		1	A3114 B	12/04/08 15:39/eli-c
Selenium-VI	ND	mg/L		0.001		1	A3114 B	12/05/08 11:31/eli-c
RADIONUCLIDES - DISSOLVED								
Gross Alpha	15.0	pCi/L				1	E900.0	12/24/08 01:10/eli-ca
Gross Alpha precision (±)	3.3	pCi/L				1	E900.0	12/24/08 01:10/eli-ca
Gross Alpha MDC	3.8	pCi/L				1	E900.0	12/24/08 01:10/eli-ca
Gross Beta	17.4	pCi/L				1	E900.0	12/24/08 01:10/eli-ca
Gross Beta precision (±)	2.4	pCi/L				1	E900.0	12/24/08 01:10/eli-ca
Gross Beta MDC	3.6	pCi/L				1	E900.0	12/24/08 01:10/eli-ca
Lead 210	1.1	pCi/L	U			1	E909.0M	12/11/08 10:00/eli-c
Lead 210 precision (±)	2.6	pCi/L				1	E909.0M	12/11/08 10:00/eli-c
Lead 210 MDC	4.4	pCi/L				1	E909.0M	12/11/08 10:00/eli-c
Polonium 210	0.0	pCi/L	U	1.0		1	RMO-3008	12/11/08 10:19/eli-c
Polonium 210 precision (±)	0.22	pCi/L				1	RMO-3008	12/11/08 10:19/eli-c
Radium 226	2.7	pCi/L				1	E903.0	12/16/08 23:17/eli-ca
Radium 226 precision (±)	0.3	pCi/L				1	E903.0	12/16/08 23:17/eli-ca
Radium 226 MDC	0.2	pCi/L				1	E903.0	12/16/08 23:17/eli-ca
Thorium 230	0.0	pCi/L	U	0.2		1	E907.0	12/12/08 16:26/eli-c
Thorium 230 precision (±)	0.2	pCi/L				1	E907.0	12/12/08 16:26/eli-c
Gross Gamma	0.0	pCi/L	U	20		1	E901.1	12/03/08 15:07/eli-c
Gross Gamma precision (±)	20	pCi/L				1	E901.1	12/03/08 15:07/eli-c
RADIONUCLIDES - SUSPENDED								
Lead 210	-5	pCi/L	U			1	E909.0M	12/18/08 07:13/eli-c
Lead 210 precision (±)	5.3	pCi/L				1	E909.0M	12/18/08 07:13/eli-c
Lead 210 MDC	9.0	pCi/L				1	E909.0M	12/18/08 07:13/eli-c
Polonium 210	-0.061	pCi/L	U			1	RMO-3008	12/30/08 08:57/eli-c
Polonium 210 precision (±)	0.24	pCi/L				1	RMO-3008	12/30/08 08:57/eli-c
Radium 226	0.2	pCi/L	U			1	E903.0	12/18/08 15:28/eli-c
Radium 226 precision (±)	0.3	pCi/L				1	E903.0	12/18/08 15:28/eli-c

Report RL - Analyte reporting limit.
Definitions: QCL - Quality control limit.
MDC - Minimum detectable concentration

MCL - Maximum contaminant level.
ND - Not detected at the reporting limit.
U - Not detected at minimum detectable concentration

Page 11 of 42



LABORATORY ANALYTICAL REPORT

Client: RESPEC Inc
Project: Edgemont
Lab ID: R08110211-004
Client Sample ID: DewBurd GW688

Report Date: 01/29/09
Collection Date: 11/18/08 10:00
Date Received: 11/19/08
Matrix: AQUEOUS

Analyses	Result	Units	Qual	RL	MCL/ QCL	DF	Method	Analysis Date / By
RADIONUCLIDES - SUSPENDED								
Radium 226 MDC	0.4	pCi/L				1	E903.0	12/18/08 15:28/eli-c
Thorium 230	-0.2	pCi/L	U	0.2		1	E907.0	12/11/08 15:00/eli-c
Thorium 230 precision (±)	0.05	pCi/L				1	E907.0	12/11/08 15:00/eli-c
RADIONUCLIDES - TOTAL								
Radon 222	162	pCi/L		100		1	D5072-92	11/23/08 09:20/eli-c
Radon 222 precision (±)	81.3	pCi/L				1	D5072-92	11/23/08 09:20/eli-c
TOTAL METALS ANALYSES								
Antimony	ND	mg/L		0.003		1	E200.8	12/08/08 19:34/eli-c
Arsenic	0.006	mg/L	D	0.005		1	E200.8	12/13/08 00:02/eli-c
Barium	ND	mg/L		0.1		1	E200.8	12/08/08 19:34/eli-c
Beryllium	ND	mg/L		0.001		1	E200.8	12/08/08 19:34/eli-c
Boron	ND	mg/L		0.1		2	E200.7	12/12/08 19:38/eli-c
Cadmium	ND	mg/L		0.005		1	E200.8	12/08/08 19:34/eli-c
Chromium	ND	mg/L		0.05		1	E200.8	12/08/08 19:34/eli-c
Copper	ND	mg/L		0.01		1	E200.8	12/08/08 19:34/eli-c
Iron	0.34	mg/L		0.03		2	E200.7	12/12/08 19:38/eli-c
Lead	ND	mg/L		0.001		1	E200.8	12/08/08 19:34/eli-c
Manganese	0.06	mg/L		0.01		1	E200.8	12/08/08 19:34/eli-c
Mercury	ND	mg/L		0.001		1	0	11/24/08 12:21/eli-b
Molybdenum	ND	mg/L		0.1		1	E200.8	12/08/08 19:34/eli-c
Nickel	ND	mg/L		0.05		1	E200.8	12/08/08 19:34/eli-c
Selenium	0.001	mg/L		0.001		1	E200.8	12/08/08 19:34/eli-c
Silver	ND	mg/L		0.005		1	E200.8	12/08/08 19:34/eli-c
Strontium	1.3	mg/L		0.1		1	E200.8	12/08/08 19:34/eli-c
Thallium	ND	mg/L		0.001		1	E200.8	12/08/08 19:34/eli-c
Uranium	ND	mg/L		0.0003		1	E200.8	12/08/08 19:34/eli-c
Zinc	ND	mg/L		0.01		2	E200.7	12/12/08 19:38/eli-c
DATA QUALITY								
A/C Balance (± 5)	5.50	%				1	A1030 E	01/29/09 00:00/jmh
Anions	12.0	meq/L				1	A1030 E	01/29/09 00:00/jmh
Cations	13.4	meq/L				1	A1030 E	01/29/09 00:00/jmh
Solids, Total Dissolved Calculated	831	mg/L				1	A1030 E	01/29/09 00:00/jmh
TDS Balance (0.80 - 1.20)	0.940					1	A1030 E	01/29/09 00:00/jmh

Report RL - Analyte reporting limit.
Definitions: QCL - Quality control limit.
MDC - Minimum detectable concentration
U - Not detected at minimum detectable concentration

MCL - Maximum contaminant level.
ND - Not detected at the reporting limit.
D - RL increased due to sample matrix interference.

Page 12 of 42



LABORATORY ANALYTICAL REPORT

Client: RESPEC Inc
Project: Edgemont
Lab ID: R08110211-005
Client Sample ID: DewBurd GW680

Report Date: 01/29/09
Collection Date: 11/18/08 10:25
Date Received: 11/19/08
Matrix: AQUEOUS

Analyses	Result	Units	Qual	RL	MCL/	DF	Method	Analysis Date / By
					QCL			
MAJOR IONS								
Alkalinity, Total as CaCO3	250	mg/L		5		1	A2320 B	11/25/08 11:28/mb
Carbonate as CO3	ND	mg/L		5		1	A2320 B	11/25/08 11:28/mb
Bicarbonate as HCO3	305	mg/L		5		1	A2320 B	11/25/08 11:28/mb
Calcium	389	mg/L		0.5		2	E200.7	12/10/08 16:52/eli-c
Chloride	14	mg/L		1		1	E300.0	11/20/08 20:14/jmh
Fluoride	0.2	mg/L		0.1		1	E300.0	11/20/08 20:14/jmh
Magnesium	123	mg/L		0.5		2	E200.7	12/10/08 16:52/eli-c
Nitrogen, Ammonia as N	ND	mg/L		0.1		1	A4500-NH3 G	11/25/08 17:17/jmh
Nitrogen, Nitrate as N	ND	mg/L		0.1		1	E300.0	11/20/08 20:14/jmh
Nitrogen, Nitrite as N	ND	mg/L		0.1		1	E300.0	11/20/08 20:14/jmh
Potassium	19.2	mg/L		0.5		2	E200.7	12/10/08 16:52/eli-c
Sodium	145	mg/L	D	2		2	E200.7	12/10/08 16:52/eli-c
Sulfate	1330	mg/L	D	3		50	E300.0	11/21/08 05:32/jmh
Silica	8.4	mg/L		0.2		2	E200.7	12/10/08 16:52/eli-c
PHYSICAL PROPERTIES								
Conductivity @ 25 C	2470	umhos/cm		5.0		1	A2510 B	11/25/08 15:34/tb
Oxidation-Reduction Potential	290	mV				1	A2580 B	11/25/08 16:00/jmh
pH	7.86	s.u.		0.01		1	A4500-H B	11/25/08 14:51/tb
Sodium Adsorption Ratio (SAR)	1.6	unitless		0.10		1	Calculation	01/29/09 11:40/ADM
Solids, Total Dissolved TDS @ 180 C	2300	mg/L		5		1	A2540 C	11/21/08 11:33/mb
METALS - DISSOLVED								
Aluminum	ND	mg/L		0.1		1	E200.8	12/03/08 20:14/eli-c
Arsenic	0.002	mg/L		0.001		1	E200.8	12/03/08 20:14/eli-c
Barium	ND	mg/L		0.1		1	E200.8	12/03/08 20:14/eli-c
Boron	0.1	mg/L		0.1		2	E200.7	12/10/08 16:52/eli-c
Cadmium	ND	mg/L		0.005		1	E200.8	12/03/08 20:14/eli-c
Chromium	ND	mg/L		0.05		1	E200.8	12/03/08 20:14/eli-c
Copper	ND	mg/L		0.01		1	E200.8	12/03/08 20:14/eli-c
Iron	0.12	mg/L		0.03		2	E200.7	12/10/08 16:52/eli-c
Lead	ND	mg/L		0.001		1	E200.8	12/03/08 20:14/eli-c
Manganese	0.43	mg/L		0.01		1	E200.8	12/03/08 20:14/eli-c
Mercury	ND	mg/L		0.001		1	E200.8	12/03/08 20:14/eli-c
Molybdenum	ND	mg/L		0.1		1	E200.8	12/03/08 20:14/eli-c
Nickel	ND	mg/L		0.05		1	E200.8	12/03/08 20:14/eli-c
Selenium	ND	mg/L		0.001		1	A3114 B	12/05/08 09:51/eli-c
Silver	ND	mg/L		0.005		1	E200.8	12/05/08 03:18/eli-c
Thorium 232	ND	mg/L		0.005		1	E200.8	12/03/08 20:14/eli-c

Report RL - Analyte reporting limit.
Definitions: QCL - Quality control limit.
MDC - Minimum detectable concentration

MCL - Maximum contaminant level.
ND - Not detected at the reporting limit.
D - RL increased due to sample matrix interference.

Page 13 of 42



LABORATORY ANALYTICAL REPORT

Client: RESPEC Inc
Project: Edgemont
Lab ID: R08110211-005
Client Sample ID: DewBurd GW680

Report Date: 01/29/09
Collection Date: 11/18/08 10:25
Date Received: 11/19/08
Matrix: AQUEOUS

Analyses	Result	Units	Qual	RL	MCL/		DF	Method	Analysis Date / By
					QCL				
METALS - DISSOLVED									
Uranium	0.0196	mg/L		0.0003			1	E200.8	12/03/08 20:14/eli-c
Vanadium	ND	mg/L		0.1			1	E200.8	12/03/08 20:14/eli-c
Zinc	ND	mg/L		0.01			1	E200.8	12/03/08 20:14/eli-c
METALS - SUSPENDED									
Uranium	ND	mg/L		0.0003			1	E200.8	12/11/08 01:29/eli-c
METALS - SPECIATED									
Selenium-IV	ND	mg/L		0.001			1	A3114 B	12/04/08 15:41/eli-c
Selenium-VI	ND	mg/L		0.001			1	A3114 B	12/05/08 11:31/eli-c
RADIONUCLIDES - DISSOLVED									
Gross Alpha	4410	pCi/L					1	E900.0	12/24/08 01:10/eli-ca
Gross Alpha precision (±)	69.5	pCi/L					1	E900.0	12/24/08 01:10/eli-ca
Gross Alpha MDC	10.2	pCi/L					1	E900.0	12/24/08 01:10/eli-ca
Gross Beta	1840	pCi/L					1	E900.0	12/24/08 01:10/eli-ca
Gross Beta precision (±)	24.8	pCi/L					1	E900.0	12/24/08 01:10/eli-ca
Gross Beta MDC	13.8	pCi/L					1	E900.0	12/24/08 01:10/eli-ca
Lead 210	9.3	pCi/L					1	E909.0M	12/11/08 10:00/eli-c
Lead 210 precision (±)	2.7	pCi/L					1	E909.0M	12/11/08 10:00/eli-c
Lead 210 MDC	4.4	pCi/L					1	E909.0M	12/11/08 10:00/eli-c
Polonium 210	1.0	pCi/L	U	1.0			1	RMO-3008	12/11/08 10:19/eli-c
Polonium 210 precision (±)	0.63	pCi/L					1	RMO-3008	12/11/08 10:19/eli-c
Radium 226	1430	pCi/L					1	E903.0	12/16/08 23:17/eli-ca
Radium 226 precision (±)	6.7	pCi/L					1	E903.0	12/16/08 23:17/eli-ca
Radium 226 MDC	0.2	pCi/L					1	E903.0	12/16/08 23:17/eli-ca
Thorium 230	0.1	pCi/L	U	0.2			1	E907.0	12/12/08 16:26/eli-c
Thorium 230 precision (±)	0.1	pCi/L					1	E907.0	12/12/08 16:26/eli-c
Gross Gamma	1200	pCi/L		20			1	E901.1	12/03/08 15:07/eli-c
Gross Gamma precision (±)	86	pCi/L					1	E901.1	12/03/08 15:07/eli-c
RADIONUCLIDES - SUSPENDED									
Lead 210	-0.5	pCi/L	U				1	E909.0M	12/18/08 07:13/eli-c
Lead 210 precision (±)	5.4	pCi/L					1	E909.0M	12/18/08 07:13/eli-c
Lead 210 MDC	9.0	pCi/L					1	E909.0M	12/18/08 07:13/eli-c
Polonium 210	0.88	pCi/L					1	RMO-3008	12/30/08 08:57/eli-c
Polonium 210 precision (±)	0.66	pCi/L					1	RMO-3008	12/30/08 08:57/eli-c
Radium 226	1.7	pCi/L					1	E903.0	12/18/08 15:28/eli-c
Radium 226 precision (±)	0.4	pCi/L					1	E903.0	12/18/08 15:28/eli-c

Report RL - Analyte reporting limit.
Definitions: QCL - Quality control limit.
MDC - Minimum detectable concentration

MCL - Maximum contaminant level.
ND - Not detected at the reporting limit.
U - Not detected at minimum detectable concentration

Page 14 of 42



LABORATORY ANALYTICAL REPORT

Client: RESPEC Inc
Project: Edgemont
Lab ID: R08110211-005
Client Sample ID: DewBurd GW680

Report Date: 01/29/09
Collection Date: 11/18/08 10:25
Date Received: 11/19/08
Matrix: AQUEOUS

Analyses	Result	Units	Qual	RL	MCL/ QCL	DF	Method	Analysis Date / By
RADIONUCLIDES - SUSPENDED								
Radium 226 MDC	0.4	pCi/L				1	E903.0	12/18/08 15:28/eli-c
Thorium 230	0.1	pCi/L	U	0.2		1	E907.0	12/11/08 15:00/eli-c
Thorium 230 precision (±)	0.05	pCi/L				1	E907.0	12/11/08 15:00/eli-c
RADIONUCLIDES - TOTAL								
Radon 222	86200	pCi/L		100		1	D5072-92	11/23/08 09:20/eli-c
Radon 222 precision (±)	453	pCi/L				1	D5072-92	11/23/08 09:20/eli-c
TOTAL METALS ANALYSES								
Antimony	ND	mg/L		0.003		1	E200.8	12/05/08 07:20/eli-c
Arsenic	0.002	mg/L		0.001		1	E200.8	12/05/08 07:20/eli-c
Barium	ND	mg/L		0.1		1	E200.8	12/05/08 07:20/eli-c
Beryllium	ND	mg/L		0.001		1	E200.8	12/05/08 07:20/eli-c
Boron	0.1	mg/L		0.1		2	E200.7	12/10/08 22:49/eli-c
Cadmium	ND	mg/L		0.005		1	E200.8	12/05/08 07:20/eli-c
Chromium	ND	mg/L		0.05		1	E200.8	12/05/08 07:20/eli-c
Copper	ND	mg/L		0.01		1	E200.8	12/05/08 07:20/eli-c
Iron	0.28	mg/L		0.03		2	E200.7	12/10/08 22:49/eli-c
Lead	ND	mg/L		0.001		1	E200.8	12/05/08 07:20/eli-c
Manganese	0.43	mg/L		0.01		1	E200.8	12/05/08 07:20/eli-c
Mercury	ND	mg/L		0.001		1	0	11/24/08 12:24/eli-b
Molybdenum	ND	mg/L		0.1		1	E200.8	12/05/08 07:20/eli-c
Nickel	ND	mg/L		0.05		1	E200.8	12/05/08 07:20/eli-c
Selenium	ND	mg/L		0.001		1	E200.8	12/05/08 07:20/eli-c
Silver	ND	mg/L		0.005		1	E200.8	12/08/08 13:42/eli-c
Strontium	7.0	mg/L		0.1		1	E200.8	12/05/08 07:20/eli-c
Thallium	ND	mg/L		0.001		1	E200.8	12/05/08 07:20/eli-c
Uranium	0.0174	mg/L		0.0003		1	E200.8	12/05/08 07:20/eli-c
Zinc	ND	mg/L		0.01		1	E200.8	12/05/08 07:20/eli-c
DATA QUALITY								
A/C Balance (± 5)	4.57	%				1	A1030 E	01/29/09 00:00/jmh
Anions	33.2	meq/L				1	A1030 E	01/29/09 00:00/jmh
Cations	36.3	meq/L				1	A1030 E	01/29/09 00:00/jmh
Solids, Total Dissolved Calculated	2200	mg/L				1	A1030 E	01/29/09 00:00/jmh
TDS Balance (0.80 - 1.20)	1.05					1	A1030 E	01/29/09 00:00/jmh

Report Definitions: RL - Analyte reporting limit.
QCL - Quality control limit.
MDC - Minimum detectable concentration

MCL - Maximum contaminant level.
ND - Not detected at the reporting limit.
U - Not detected at minimum detectable concentration

Page 15 of 42



LABORATORY ANALYTICAL REPORT

Client: RESPEC Inc
Project: Edgemont
Lab ID: R08110211-006
Client Sample ID: DewBurd GW694

Report Date: 01/29/09
Collection Date: 11/18/08 09:05
Date Received: 11/19/08
Matrix: AQUEOUS

Analyses	Result	Units	Qual	RL	MCL/ QCL	DF	Method	Analysis Date / By
MAJOR IONS								
Alkalinity, Total as CaCO ₃	206	mg/L		5		1	A2320 B	11/25/08 11:39/mb
Carbonate as CO ₃	ND	mg/L		5		1	A2320 B	11/25/08 11:39/mb
Bicarbonate as HCO ₃	251	mg/L		5		1	A2320 B	11/25/08 11:39/mb
Calcium	99.7	mg/L		0.5		2	E200.7	12/10/08 16:56/eli-c
Chloride	9	mg/L		1		1	E300.0	11/20/08 20:30/jmh
Fluoride	0.3	mg/L		0.1		1	E300.0	11/20/08 20:30/jmh
Magnesium	35.6	mg/L		0.5		2	E200.7	12/10/08 16:56/eli-c
Nitrogen, Ammonia as N	0.2	mg/L		0.1		1	A4500-NH ₃ G	11/25/08 17:18/jmh
Nitrogen, Nitrate as N	ND	mg/L		0.1		1	E300.0	11/20/08 20:30/jmh
Nitrogen, Nitrite as N	ND	mg/L		0.1		1	E300.0	11/20/08 20:30/jmh
Potassium	13.3	mg/L		0.5		2	E200.7	12/10/08 16:56/eli-c
Sodium	182	mg/L	D	2		2	E200.7	12/10/08 16:56/eli-c
Sulfate	505	mg/L	D	3		50	E300.0	11/21/08 05:49/jmh
Silica	9.1	mg/L		0.2		2	E200.7	12/10/08 16:56/eli-c
PHYSICAL PROPERTIES								
Conductivity @ 25 C	1300	umhos/cm		5.0		1	A2510 B	11/25/08 15:36/tb
Oxidation-Reduction Potential	280	mV				1	A2580 B	11/25/08 16:00/jmh
pH	8.27	s.u.		0.01		1	A4500-H B	11/25/08 14:52/tb
Sodium Adsorption Ratio (SAR)	4.0	unitless		0.10		1	Calculation	01/29/09 11:40/ADM
Solids, Total Dissolved TDS @ 180 C	990	mg/L		5		1	A2540 C	11/21/08 11:33/mb
METALS - DISSOLVED								
Aluminum	ND	mg/L		0.1		1	E200.8	12/03/08 20:21/eli-c
Arsenic	0.002	mg/L		0.001		1	E200.8	12/03/08 20:21/eli-c
Barium	ND	mg/L		0.1		1	E200.8	12/03/08 20:21/eli-c
Boron	ND	mg/L		0.1		2	E200.7	12/10/08 16:56/eli-c
Cadmium	ND	mg/L		0.005		1	E200.8	12/03/08 20:21/eli-c
Chromium	ND	mg/L		0.05		1	E200.8	12/03/08 20:21/eli-c
Copper	ND	mg/L		0.01		1	E200.8	12/03/08 20:21/eli-c
Iron	ND	mg/L		0.03		2	E200.7	12/10/08 16:56/eli-c
Lead	ND	mg/L		0.001		1	E200.8	12/03/08 20:21/eli-c
Manganese	0.14	mg/L		0.01		1	E200.8	12/03/08 20:21/eli-c
Mercury	ND	mg/L		0.001		1	E200.8	12/03/08 20:21/eli-c
Molybdenum	ND	mg/L		0.1		1	E200.8	12/03/08 20:21/eli-c
Nickel	ND	mg/L		0.05		1	E200.8	12/03/08 20:21/eli-c
Selenium	ND	mg/L		0.001		1	A3114 B	12/05/08 09:53/eli-c
Silver	ND	mg/L		0.005		1	E200.8	12/05/08 03:50/eli-c
Thorium 232	ND	mg/L		0.005		1	E200.8	12/03/08 20:21/eli-c

Report Definitions: RL - Analyte reporting limit.
QCL - Quality control limit.
MDC - Minimum detectable concentration

MCL - Maximum contaminant level.
ND - Not detected at the reporting limit.
D - RL increased due to sample matrix interference.

Page 16 of 42



LABORATORY ANALYTICAL REPORT

Client: RESPEC Inc
Project: Edgemont
Lab ID: R08110211-006
Client Sample ID: DewBurd GW694

Report Date: 01/29/09
Collection Date: 11/18/08 09:05
Date Received: 11/19/08
Matrix: AQUEOUS

Analyses	Result	Units	Qual	RL	MCL/ QCL	DF	Method	Analysis Date / By
METALS - DISSOLVED								
Uranium	0.0006	mg/L		0.0003		1	E200.8	12/03/08 20:21/eli-c
Vanadium	ND	mg/L		0.1		1	E200.8	12/03/08 20:21/eli-c
Zinc	ND	mg/L		0.01		1	E200.8	12/03/08 20:21/eli-c
METALS - SUSPENDED								
Uranium	ND	mg/L		0.0003		1	E200.8	12/11/08 01:35/eli-c
METALS - SPECIATED								
Selenium-IV	ND	mg/L		0.001		1	A3114 B	12/04/08 15:44/eli-c
Selenium-VI	ND	mg/L		0.001		1	A3114 B	12/05/08 11:31/eli-c
RADIONUCLIDES - DISSOLVED								
Gross Alpha	12.1	pCi/L				1	E900.0	12/24/08 01:10/eli-ca
Gross Alpha precision (±)	3.6	pCi/L				1	E900.0	12/24/08 01:10/eli-ca
Gross Alpha MDC	4.5	pCi/L				1	E900.0	12/24/08 01:10/eli-ca
Gross Beta	13.5	pCi/L				1	E900.0	12/24/08 01:10/eli-ca
Gross Beta precision (±)	3.1	pCi/L				1	E900.0	12/24/08 01:10/eli-ca
Gross Beta MDC	4.7	pCi/L				1	E900.0	12/24/08 01:10/eli-ca
Lead 210	-2	pCi/L	U			1	E909.0M	12/11/08 10:00/eli-c
Lead 210 precision (±)	2.6	pCi/L				1	E909.0M	12/11/08 10:00/eli-c
Lead 210 MDC	4.4	pCi/L				1	E909.0M	12/11/08 10:00/eli-c
Polonium 210	-0.1	pCi/L	U	1.0		1	RMO-3008	12/11/08 10:19/eli-c
Polonium 210 precision (±)	0.25	pCi/L				1	RMO-3008	12/11/08 10:19/eli-c
Radium 226	1.5	pCi/L				1	E903.0	12/16/08 23:17/eli-ca
Radium 226 precision (±)	0.2	pCi/L				1	E903.0	12/16/08 23:17/eli-ca
Radium 226 MDC	0.2	pCi/L				1	E903.0	12/16/08 23:17/eli-ca
Thorium 230	0.1	pCi/L	U	0.2		1	E907.0	12/12/08 16:26/eli-c
Thorium 230 precision (±)	0.2	pCi/L				1	E907.0	12/12/08 16:26/eli-c
Gross Gamma	0.0	pCi/L	U	20		1	E901.1	12/03/08 15:07/eli-c
Gross Gamma precision (±)	20	pCi/L				1	E901.1	12/03/08 15:07/eli-c
RADIONUCLIDES - SUSPENDED								
Lead 210	-6	pCi/L	U			1	E909.0M	12/18/08 07:13/eli-c
Lead 210 precision (±)	5.3	pCi/L				1	E909.0M	12/18/08 07:13/eli-c
Lead 210 MDC	9.0	pCi/L				1	E909.0M	12/18/08 07:13/eli-c
Polonium 210	0.082	pCi/L	U			1	RMO-3008	12/30/08 08:57/eli-c
Polonium 210 precision (±)	0.24	pCi/L				1	RMO-3008	12/30/08 08:57/eli-c
Radium 226	0.3	pCi/L	U			1	E903.0	12/18/08 15:28/eli-c
Radium 226 precision (±)	0.3	pCi/L				1	E903.0	12/18/08 15:28/eli-c

Report RL - Analyte reporting limit.
Definitions: QCL - Quality control limit.
MDC - Minimum detectable concentration

MCL - Maximum contaminant level.
ND - Not detected at the reporting limit.
U - Not detected at minimum detectable concentration

Page 17 of 42



ENERGY LABORATORIES, INC. * 2821 Plant St * Rapid City, SD 57702
Toll Free 888.672.1225 * 605.342.1225 * FAX 605.342.1397 * rapid_city@energylab.com

LABORATORY ANALYTICAL REPORT

Client: RESPEC Inc
Project: Edgemont
Lab ID: R08110211-006
Client Sample ID: DewBurd GW694

Report Date: 01/29/09
Collection Date: 11/18/08 09:05
Date Received: 11/19/08
Matrix: AQUEOUS

Analyses	Result	Units	Qual	RL	MCL/		Method	Analysis Date / By
					QCL	DF		
RADIONUCLIDES - SUSPENDED								
Radium 226 MDC	0.4	pCi/L	U	0.2		1	E903.0	12/18/08 15:28/eli-c
Thorium 230	-0.2	pCi/L				1	E907.0	12/11/08 15:00/eli-c
Thorium 230 precision (±)	0.05	pCi/L				1	E907.0	12/11/08 15:00/eli-c
RADIONUCLIDES - TOTAL								
Radon 222	309	pCi/L		100		1	D5072-92	11/23/08 09:20/eli-c
Radon 222 precision (±)	84.0	pCi/L				1	D5072-92	11/23/08 09:20/eli-c
TOTAL METALS ANALYSES								
Antimony	ND	mg/L		0.003		1	E200.8	12/05/08 07:27/eli-c
Arsenic	0.002	mg/L		0.001		1	E200.8	12/05/08 07:27/eli-c
Barium	ND	mg/L		0.1		1	E200.8	12/05/08 07:27/eli-c
Beryllium	ND	mg/L		0.001		1	E200.8	12/05/08 07:27/eli-c
Boron	ND	mg/L		0.1		2	E200.7	12/10/08 22:53/eli-c
Cadmium	ND	mg/L		0.005		1	E200.8	12/05/08 07:27/eli-c
Chromium	ND	mg/L		0.05		1	E200.8	12/05/08 07:27/eli-c
Copper	ND	mg/L		0.01		1	E200.8	12/05/08 07:27/eli-c
Iron	0.19	mg/L		0.03		2	E200.7	12/10/08 22:53/eli-c
Lead	ND	mg/L		0.001		1	E200.8	12/05/08 07:27/eli-c
Manganese	0.15	mg/L		0.01		1	E200.8	12/05/08 07:27/eli-c
Mercury	ND	mg/L		0.001		1	E245.1	11/24/08 08:46/eli-b
Molybdenum	ND	mg/L		0.1		1	E200.8	12/05/08 07:27/eli-c
Nickel	ND	mg/L		0.05		1	E200.8	12/05/08 07:27/eli-c
Selenium	ND	mg/L		0.001		1	E200.8	12/05/08 07:27/eli-c
Silver	ND	mg/L		0.005		1	E200.8	12/08/08 14:15/eli-c
Strontium	2.6	mg/L		0.1		1	E200.8	12/05/08 07:27/eli-c
Thallium	ND	mg/L		0.001		1	E200.8	12/05/08 07:27/eli-c
Uranium	0.0005	mg/L		0.0003		1	E200.8	12/05/08 07:27/eli-c
Zinc	ND	mg/L		0.01		1	E200.8	12/05/08 07:27/eli-c
DATA QUALITY								
A/C Balance (± 5)	4.19	%				1	A1030 E	01/29/09 00:00/jmh
Anions	14.9	meq/L				1	A1030 E	01/29/09 00:00/jmh
Cations	16.2	meq/L				1	A1030 E	01/29/09 00:00/jmh
Solids, Total Dissolved Calculated	994	mg/L				1	A1030 E	01/29/09 00:00/jmh
TDS Balance (0.80 - 1.20)	1.00					1	A1030 E	01/29/09 00:00/jmh

Report RL - Analyte reporting limit.
Definitions: QCL - Quality control limit.
MDC - Minimum detectable concentration

MCL - Maximum contaminant level.
ND - Not detected at the reporting limit.
U - Not detected at minimum detectable concentration

Page 18 of 42



LABORATORY ANALYTICAL REPORT

Client: RESPEC Inc
Project: Edgemont
Lab ID: R08110211-007
Client Sample ID: DewBurd GW3026

Report Date: 01/29/09
Collection Date: 11/18/08 11:19
Date Received: 11/19/08
Matrix: AQUEOUS

Analyses	Result	Units	Qual	RL	MCL/ QCL	DF	Method	Analysis Date / By
MAJOR IONS								
Alkalinity, Total as CaCO ₃	184	mg/L		5		1	A2320 B	11/25/08 11:41/mb
Carbonate as CO ₃	ND	mg/L		5		1	A2320 B	11/25/08 11:41/mb
Bicarbonate as HCO ₃	224	mg/L		5		1	A2320 B	11/25/08 11:41/mb
Calcium	375	mg/L		0.5		2	E200.7	12/10/08 17:00/eli-c
Chloride	17	mg/L		1		1	E300.0	11/20/08 20:47/jmh
Fluoride	0.3	mg/L		0.1		1	E300.0	11/20/08 20:47/jmh
Magnesium	117	mg/L		0.5		2	E200.7	12/10/08 17:00/eli-c
Nitrogen, Ammonia as N	0.5	mg/L		0.1		1	A4500-NH ₃ G	11/25/08 17:19/jmh
Nitrogen, Nitrate as N	ND	mg/L		0.1		1	E300.0	11/20/08 20:47/jmh
Nitrogen, Nitrite as N	ND	mg/L		0.1		1	E300.0	11/20/08 20:47/jmh
Potassium	19.3	mg/L		0.5		2	E200.7	12/10/08 17:00/eli-c
Sodium	170	mg/L	D	2		2	E200.7	12/10/08 17:00/eli-c
Sulfate	1370	mg/L	D	3		50	E300.0	11/21/08 06:05/jmh
Silica	9.1	mg/L		0.2		2	E200.7	12/10/08 17:00/eli-c
PHYSICAL PROPERTIES								
Conductivity @ 25 C	2310	umhos/cm		5.0		1	A2510 B	11/25/08 15:37/tb
Oxidation-Reduction Potential	290	mV				1	A2580 B	11/25/08 16:00/jmh
pH	7.44	s.u.		0.01		1	A4500-H B	11/25/08 14:53/tb
Sodium Adsorption Ratio (SAR)	2.0	unitless		0.10		1	Calculation	01/29/09 11:40/ADM
Solids, Total Dissolved TDS @ 180 C	2300	mg/L		5		1	A2540 C	11/21/08 11:34/mb
METALS - DISSOLVED								
Aluminum	ND	mg/L		0.1		1	E200.8	12/03/08 20:27/eli-c
Arsenic	0.002	mg/L		0.001		1	E200.8	12/03/08 20:27/eli-c
Barium	ND	mg/L		0.1		1	E200.8	12/03/08 20:27/eli-c
Boron	0.2	mg/L		0.1		2	E200.7	12/10/08 17:00/eli-c
Cadmium	ND	mg/L		0.005		1	E200.8	12/03/08 20:27/eli-c
Chromium	ND	mg/L		0.05		1	E200.8	12/03/08 20:27/eli-c
Copper	ND	mg/L		0.01		1	E200.8	12/03/08 20:27/eli-c
Iron	3.59	mg/L		0.03		2	E200.7	12/10/08 17:00/eli-c
Lead	ND	mg/L		0.001		1	E200.8	12/03/08 20:27/eli-c
Manganese	1.04	mg/L		0.01		1	E200.8	12/03/08 20:27/eli-c
Mercury	ND	mg/L		0.001		1	E200.8	12/03/08 20:27/eli-c
Molybdenum	ND	mg/L		0.1		1	E200.8	12/03/08 20:27/eli-c
Nickel	ND	mg/L		0.05		1	E200.8	12/03/08 20:27/eli-c
Selenium	ND	mg/L		0.001		1	A3114 B	12/05/08 10:00/eli-c
Silver	ND	mg/L		0.005		1	E200.8	12/05/08 03:57/eli-c
Thorium 232	ND	mg/L		0.005		1	E200.8	12/03/08 20:27/eli-c

Report RL - Analyte reporting limit.
Definitions: QCL - Quality control limit.
MDC - Minimum detectable concentration

MCL - Maximum contaminant level.
ND - Not detected at the reporting limit.
D - RL increased due to sample matrix interference.

Page 19 of 42



LABORATORY ANALYTICAL REPORT

Client: RESPEC Inc
Project: Edgemont
Lab ID: R08110211-007
Client Sample ID: DewBurd GW3026

Report Date: 01/29/09
Collection Date: 11/18/08 11:19
Date Received: 11/19/08
Matrix: AQUEOUS

Analyses	Result	Units	Qual	RL	MCL/ QCL	DF	Method	Analysis Date / By
METALS - DISSOLVED								
Uranium	0.0048	mg/L		0.0003		1	E200.8	12/03/08 20:27/eli-c
Vanadium	ND	mg/L		0.1		1	E200.8	12/03/08 20:27/eli-c
Zinc	ND	mg/L		0.01		1	E200.8	12/03/08 20:27/eli-c
METALS - SUSPENDED								
Uranium	ND	mg/L		0.0003		1	E200.8	12/11/08 01:42/eli-c
METALS - SPECIATED								
Selenium-IV	ND	mg/L		0.001		1	A3114 B	12/04/08 15:51/eli-c
Selenium-VI	ND	mg/L		0.001		1	A3114 B	12/05/08 11:31/eli-c
RADIONUCLIDES - DISSOLVED								
Gross Alpha	19.7	pCi/L				1	E900.0	12/24/08 13:29/eli-c
Gross Alpha precision (±)	6.9	pCi/L				1	E900.0	12/24/08 13:29/eli-c
Gross Alpha MDC	9.1	pCi/L				1	E900.0	12/24/08 13:29/eli-c
Gross Beta	3.4	pCi/L	U			1	E900.0	12/24/08 13:29/eli-c
Gross Beta precision (±)	5.7	pCi/L				1	E900.0	12/24/08 13:29/eli-c
Gross Beta MDC	9.5	pCi/L				1	E900.0	12/24/08 13:29/eli-c
Lead 210	-2	pCi/L	U			1	E909.0M	12/11/08 10:00/eli-c
Lead 210 precision (±)	2.6	pCi/L				1	E909.0M	12/11/08 10:00/eli-c
Lead 210 MDC	4.4	pCi/L				1	E909.0M	12/11/08 10:00/eli-c
Polonium 210	0.0	pCi/L	U	1.0		1	RMO-3008	12/11/08 10:19/eli-c
Polonium 210 precision (±)	0.16	pCi/L				1	RMO-3008	12/11/08 10:19/eli-c
Radium 226	3.9	pCi/L				1	E903.0	12/16/08 23:17/eli-c
Radium 226 precision (±)	0.4	pCi/L				1	E903.0	12/16/08 23:17/eli-c
Radium 226 MDC	0.2	pCi/L				1	E903.0	12/16/08 23:17/eli-c
Thorium 230	0.0	pCi/L	U	0.2		1	E907.0	12/12/08 16:26/eli-c
Thorium 230 precision (±)	0.1	pCi/L				1	E907.0	12/12/08 16:26/eli-c
Gross Gamma	0.0	pCi/L	U	20		1	E901.1	12/03/08 15:07/eli-c
Gross Gamma precision (±)	20	pCi/L				1	E901.1	12/03/08 15:07/eli-c
RADIONUCLIDES - SUSPENDED								
Lead 210	-2	pCi/L	U			1	E909.0M	12/18/08 07:13/eli-c
Lead 210 precision (±)	5.3	pCi/L				1	E909.0M	12/18/08 07:13/eli-c
Lead 210 MDC	9.0	pCi/L				1	E909.0M	12/18/08 07:13/eli-c
Polonium 210	-0.031	pCi/L	U			1	RMO-3008	12/30/08 08:57/eli-c
Polonium 210 precision (±)	0.23	pCi/L				1	RMO-3008	12/30/08 08:57/eli-c
Radium 226	0.8	pCi/L				1	E903.0	12/18/08 15:28/eli-c
Radium 226 precision (±)	0.4	pCi/L				1	E903.0	12/18/08 15:28/eli-c

Report RL - Analyte reporting limit.
Definitions: QCL - Quality control limit.
MDC - Minimum detectable concentration

MCL - Maximum contaminant level.
ND - Not detected at the reporting limit.
U - Not detected at minimum detectable concentration

Page 20 of 42



LABORATORY ANALYTICAL REPORT

Client: RESPEC Inc
Project: Edgemont
Lab ID: R08110211-007
Client Sample ID: DewBurd GW3026

Report Date: 01/29/09
Collection Date: 11/18/08 11:19
Date Received: 11/19/08
Matrix: AQUEOUS

Analyses	Result	Units	Qual	RL	MCL/ QCL	DF	Method	Analysis Date / By
RADIONUCLIDES - SUSPENDED								
Radium 226 MDC	0.4	pCi/L				1	E903.0	12/18/08 15:28/eli-c
Thorium 230	-0.1	pCi/L	U	0.2		1	E907.0	12/11/08 15:00/eli-c
Thorium 230 precision (±)	0.05	pCi/L				1	E907.0	12/11/08 15:00/eli-c
RADIONUCLIDES - TOTAL								
Radon 222	505	pCi/L		100		1	D5072-92	11/23/08 09:20/eli-c
Radon 222 precision (±)	85.3	pCi/L				1	D5072-92	11/23/08 09:20/eli-c
TOTAL METALS ANALYSES								
Antimony	ND	mg/L		0.003		1	E200.8	12/05/08 07:33/eli-c
Arsenic	0.006	mg/L		0.001		1	E200.8	12/05/08 07:33/eli-c
Barium	ND	mg/L		0.1		1	E200.8	12/05/08 07:33/eli-c
Beryllium	ND	mg/L		0.001		1	E200.8	12/05/08 07:33/eli-c
Boron	0.2	mg/L		0.1		2	E200.7	12/10/08 22:57/eli-c
Cadmium	ND	mg/L		0.005		1	E200.8	12/05/08 07:33/eli-c
Chromium	ND	mg/L		0.05		1	E200.8	12/05/08 07:33/eli-c
Copper	ND	mg/L		0.01		1	E200.8	12/05/08 07:33/eli-c
Iron	14.5	mg/L		0.03		2	E200.7	12/10/08 22:57/eli-c
Lead	ND	mg/L		0.001		1	E200.8	12/05/08 07:33/eli-c
Manganese	1.00	mg/L		0.01		1	E200.8	12/05/08 07:33/eli-c
Mercury	ND	mg/L		0.001		1	E245.1	11/24/08 08:57/eli-b
Molybdenum	ND	mg/L		0.1		1	E200.8	12/05/08 07:33/eli-c
Nickel	ND	mg/L		0.05		1	E200.8	12/05/08 07:33/eli-c
Selenium	ND	mg/L		0.001		1	E200.8	12/05/08 07:33/eli-c
Silver	ND	mg/L		0.005		1	E200.8	12/08/08 14:22/eli-c
Strontium	5.7	mg/L		0.1		1	E200.8	12/05/08 07:33/eli-c
Thallium	ND	mg/L		0.001		1	E200.8	12/05/08 07:33/eli-c
Uranium	0.0044	mg/L		0.0003		1	E200.8	12/05/08 07:33/eli-c
Zinc	ND	mg/L		0.01		1	E200.8	12/05/08 07:33/eli-c
DATA QUALITY								
A/C Balance (± 5)	5.27	%				1	A1030 E	01/29/09 00:00/jmh
Anions	32.8	meq/L				1	A1030 E	01/29/09 00:00/jmh
Cations	36.4	meq/L				1	A1030 E	01/29/09 00:00/jmh
Solids, Total Dissolved Calculated	2210	mg/L				1	A1030 E	01/29/09 00:00/jmh
TDS Balance (0.80 - 1.20)	1.03					1	A1030 E	01/29/09 00:00/jmh

Report RL - Analyte reporting limit.
Definitions: QCL - Quality control limit.
MDC - Minimum detectable concentration

MCL - Maximum contaminant level.
ND - Not detected at the reporting limit.
U - Not detected at minimum detectable concentration

Page 21 of 42



LABORATORY ANALYTICAL REPORT

Client: RESPEC Inc
Project: Edgemont
Lab ID: R08110211-008
Client Sample ID: DewBurd GW698

Report Date: 01/29/09
Collection Date: 11/18/08 12:00
Date Received: 11/19/08
Matrix: AQUEOUS

Analyses	Result	Units	Qual	RL	MCL/ QCL	DF	Method	Analysis Date / By
MAJOR IONS								
Alkalinity, Total as CaCO3	112	mg/L		5		1	A2320 B	11/25/08 11:43/mb
Carbonate as CO3	ND	mg/L		5		1	A2320 B	11/25/08 11:43/mb
Bicarbonate as HCO3	137	mg/L		5		1	A2320 B	11/25/08 11:43/mb
Calcium	388	mg/L		0.5		2	E200.7	12/10/08 17:49/eli-c
Chloride	10	mg/L		1		1	E300.0	11/20/08 21:03/jmh
Fluoride	0.2	mg/L		0.1		1	E300.0	11/20/08 21:03/jmh
Magnesium	141	mg/L		0.5		2	E200.7	12/10/08 17:49/eli-c
Nitrogen, Ammonia as N	0.2	mg/L		0.1		1	A4500-NH3 G	11/25/08 17:24/jmh
Nitrogen, Nitrate as N	ND	mg/L		0.1		1	E300.0	11/20/08 21:03/jmh
Nitrogen, Nitrite as N	ND	mg/L		0.1		1	E300.0	11/20/08 21:03/jmh
Potassium	15.5	mg/L		0.5		2	E200.7	12/10/08 17:49/eli-c
Sodium	86	mg/L	D	2		2	E200.7	12/10/08 17:49/eli-c
Sulfate	1360	mg/L	D	3		50	E300.0	11/21/08 06:21/jmh
Silica	11.1	mg/L		0.2		2	E200.7	12/10/08 17:49/eli-c
PHYSICAL PROPERTIES								
Conductivity @ 25 C	2300	umhos/cm		5.0		1	A2510 B	11/25/08 15:38/tb
Oxidation-Reduction Potential	300	mV				1	A2580 B	11/25/08 16:00/jmh
pH	7.42	s.u.		0.01		1	A4500-H B	11/25/08 14:54/tb
Sodium Adsorption Ratio (SAR)	0.95	unitless		0.10		1	Calculation	01/29/09 11:40/ADM
Solids, Total Dissolved TDS @ 180 C	2200	mg/L		5		1	A2540 C	11/21/08 11:34/mb
METALS - DISSOLVED								
Aluminum	ND	mg/L		0.1		1	E200.8	12/03/08 21:01/eli-c
Arsenic	ND	mg/L		0.001		1	E200.8	12/03/08 21:01/eli-c
Barium	ND	mg/L		0.1		1	E200.8	12/03/08 21:01/eli-c
Boron	0.1	mg/L		0.1		2	E200.7	12/10/08 17:49/eli-c
Cadmium	ND	mg/L		0.005		1	E200.8	12/03/08 21:01/eli-c
Chromium	ND	mg/L		0.05		1	E200.8	12/03/08 21:01/eli-c
Copper	ND	mg/L		0.01		1	E200.8	12/03/08 21:01/eli-c
Iron	2.54	mg/L		0.03		2	E200.7	12/10/08 17:49/eli-c
Lead	ND	mg/L		0.001		1	E200.8	12/03/08 21:01/eli-c
Manganese	2.25	mg/L		0.01		1	E200.8	12/03/08 21:01/eli-c
Mercury	ND	mg/L		0.001		1	E200.8	12/03/08 21:01/eli-c
Molybdenum	ND	mg/L		0.1		1	E200.8	12/03/08 21:01/eli-c
Nickel	ND	mg/L		0.05		1	E200.8	12/03/08 21:01/eli-c
Selenium	ND	mg/L		0.001		1	A3114 B	12/05/08 10:02/eli-c
Silver	ND	mg/L		0.005		1	E200.8	12/05/08 04:03/eli-c
Thorium 232	ND	mg/L		0.005		1	E200.8	12/03/08 21:01/eli-c

Report RL - Analyte reporting limit.
Definitions: QCL - Quality control limit.
MDC - Minimum detectable concentration

MCL - Maximum contaminant level.
ND - Not detected at the reporting limit.
D - RL increased due to sample matrix interference.

Page 22 of 42



LABORATORY ANALYTICAL REPORT

Client: RESPEC Inc
Project: Edgemont
Lab ID: R08110211-008
Client Sample ID: DewBurd GW698

Report Date: 01/29/09
Collection Date: 11/18/08 12:00
Date Received: 11/19/08
Matrix: AQUEOUS

Analyses	Result	Units	Qual	RL	MCL/ QCL	DF	Method	Analysis Date / By
METALS - DISSOLVED								
Uranium	0.106	mg/L		0.0003		1	E200.8	12/03/08 21:01/eli-c
Vanadium	ND	mg/L		0.1		1	E200.8	12/03/08 21:01/eli-c
Zinc	ND	mg/L		0.01		1	E200.8	12/03/08 21:01/eli-c
METALS - SUSPENDED								
Uranium	0.0042	mg/L		0.0003		1	E200.8	12/11/08 02:16/eli-c
METALS - SPECIATED								
Selenium-IV	ND	mg/L		0.001		1	A3114 B	12/04/08 15:53/eli-c
Selenium-VI	ND	mg/L		0.001		1	A3114 B	12/05/08 11:31/eli-c
RADIONUCLIDES - DISSOLVED								
Gross Alpha	1680	pCi/L				1	E900.0	12/24/08 13:29/eli-ca
Gross Alpha precision (±)	40.3	pCi/L				1	E900.0	12/24/08 13:29/eli-ca
Gross Alpha MDC	8.9	pCi/L				1	E900.0	12/24/08 13:29/eli-ca
Gross Beta	619	pCi/L				1	E900.0	12/24/08 13:29/eli-ca
Gross Beta precision (±)	12.6	pCi/L				1	E900.0	12/24/08 13:29/eli-ca
Gross Beta MDC	9.4	pCi/L				1	E900.0	12/24/08 13:29/eli-ca
Lead 210	1.4	pCi/L	U			1	E909.0M	12/11/08 10:00/eli-c
Lead 210 precision (±)	2.6	pCi/L				1	E909.0M	12/11/08 10:00/eli-c
Lead 210 MDC	4.4	pCi/L				1	E909.0M	12/11/08 10:00/eli-c
Polonium 210	0.3	pCi/L	U	1.0		1	RMO-3008	12/11/08 10:19/eli-c
Polonium 210 precision (±)	0.40	pCi/L				1	RMO-3008	12/11/08 10:19/eli-c
Radium 226	403	pCi/L				1	E903.0	12/16/08 23:17/eli-ca
Radium 226 precision (±)	3.6	pCi/L				1	E903.0	12/16/08 23:17/eli-ca
Radium 226 MDC	0.2	pCi/L				1	E903.0	12/16/08 23:17/eli-ca
Thorium 230	0.1	pCi/L	U	0.2		1	E907.0	12/12/08 16:26/eli-c
Thorium 230 precision (±)	0.1	pCi/L				1	E907.0	12/12/08 16:26/eli-c
Gross Gamma	1700	pCi/L		20		1	E901.1	12/03/08 15:07/eli-c
Gross Gamma precision (±)	260	pCi/L				1	E901.1	12/03/08 15:07/eli-c
RADIONUCLIDES - SUSPENDED								
Lead 210	4.4	pCi/L	U			1	E909.0M	12/18/08 07:13/eli-c
Lead 210 precision (±)	5.5	pCi/L				1	E909.0M	12/18/08 07:13/eli-c
Lead 210 MDC	9.0	pCi/L				1	E909.0M	12/18/08 07:13/eli-c
Polonium 210	1.6	pCi/L				1	RMO-3008	12/30/08 08:57/eli-c
Polonium 210 precision (±)	0.98	pCi/L				1	RMO-3008	12/30/08 08:57/eli-c
Radium 226	9.0	pCi/L				1	E903.0	12/18/08 17:20/eli-c
Radium 226 precision (±)	0.9	pCi/L				1	E903.0	12/18/08 17:20/eli-c

Report RL - Analyte reporting limit.
Definitions: QCL - Quality control limit.
MDC - Minimum detectable concentration

MCL - Maximum contaminant level.
ND - Not detected at the reporting limit.
U - Not detected at minimum detectable concentration

Page 23 of 42



LABORATORY ANALYTICAL REPORT

Client: RESPEC Inc
Project: Edgemont
Lab ID: R08110211-008
Client Sample ID: DewBurd GW698

Report Date: 01/29/09
Collection Date: 11/18/08 12:00
Date Received: 11/19/08
Matrix: AQUEOUS

Analyses	Result	Units	Qual	RL	MCL/		Method	Analysis Date / By
					QCL	DF		
RADIONUCLIDES - SUSPENDED								
Radium 226 MDC	0.4	pCi/L	U	0.2		1	E903.0	12/18/08 17:20/eli-c
Thorium 230	0.2	pCi/L				1	E907.0	12/11/08 15:00/eli-c
Thorium 230 precision (±)	0.07	pCi/L				1	E907.0	12/11/08 15:00/eli-c
RADIONUCLIDES - TOTAL								
Radon 222	37400	pCi/L		100		1	D5072-92	11/23/08 09:20/eli-c
Radon 222 precision (±)	303	pCi/L				1	D5072-92	11/23/08 09:20/eli-c
TOTAL METALS ANALYSES								
Antimony	ND	mg/L		0.003		1	E200.8	12/09/08 22:05/eli-c
Arsenic	ND	mg/L		0.001		1	E200.8	12/08/08 14:29/eli-c
Barium	ND	mg/L		0.1		1	E200.8	12/09/08 22:05/eli-c
Beryllium	ND	mg/L		0.001		1	E200.8	12/08/08 14:29/eli-c
Boron	ND	mg/L		0.1		2	E200.7	12/12/08 19:46/eli-c
Cadmium	ND	mg/L		0.005		1	E200.8	12/09/08 22:05/eli-c
Chromium	ND	mg/L		0.05		1	E200.8	12/08/08 14:29/eli-c
Copper	ND	mg/L		0.01		1	E200.8	12/09/08 22:05/eli-c
Iron	4.42	mg/L		0.03		2	E200.7	12/12/08 19:46/eli-c
Lead	ND	mg/L		0.001		1	E200.8	12/08/08 14:29/eli-c
Manganese	2.31	mg/L		0.01		1	E200.8	12/08/08 14:29/eli-c
Mercury	ND	mg/L		0.001		1	E245.1	11/24/08 08:59/eli-b
Molybdenum	ND	mg/L		0.1		1	E200.8	12/09/08 22:05/eli-c
Nickel	ND	mg/L		0.05		1	E200.8	12/08/08 14:29/eli-c
Selenium	ND	mg/L		0.001		1	E200.8	12/08/08 14:29/eli-c
Silver	ND	mg/L		0.005		1	E200.8	12/08/08 14:29/eli-c
Strontium	4.4	mg/L		0.1		1	E200.8	12/09/08 22:05/eli-c
Thallium	ND	mg/L		0.001		1	E200.8	12/09/08 22:05/eli-c
Uranium	0.103	mg/L		0.0003		1	E200.8	12/09/08 22:05/eli-c
Zinc	ND	mg/L		0.01		1	E200.8	12/09/08 22:05/eli-c
DATA QUALITY								
A/C Balance (± 5)	6.79	%				1	A1030 E	01/29/09 00:00/jmh
Anions	30.9	meq/L				1	A1030 E	01/29/09 00:00/jmh
Cations	35.4	meq/L				1	A1030 E	01/29/09 00:00/jmh
Solids, Total Dissolved Calculated	2100	mg/L				1	A1030 E	01/29/09 00:00/jmh
TDS Balance (0.80 - 1.20)	1.05					1	A1030 E	01/29/09 00:00/jmh

Report RL - Analyte reporting limit.
Definitions: QCL - Quality control limit.
MDC - Minimum detectable concentration

MCL - Maximum contaminant level.
ND - Not detected at the reporting limit.
U - Not detected at minimum detectable concentration

Page 24 of 42



LABORATORY ANALYTICAL REPORT

Client: RESPEC Inc
Project: Edgemont
Lab ID: R08110211-009
Client Sample ID: DewBurd GW695

Report Date: 01/29/09
Collection Date: 11/18/08 13:25
Date Received: 11/19/08
Matrix: AQUEOUS

Analyses	Result	Units	Qual	RL	MCL/ QCL	DF	Method	Analysis Date / By
MAJOR IONS								
Alkalinity, Total as CaCO ₃	172	mg/L		5		1	A2320 B	11/25/08 11:44/mb
Carbonate as CO ₃	ND	mg/L		5		1	A2320 B	11/25/08 11:44/mb
Bicarbonate as HCO ₃	210	mg/L		5		1	A2320 B	11/25/08 11:44/mb
Calcium	52.7	mg/L		0.5		2	E200.7	12/10/08 17:53/eli-c
Chloride	13	mg/L		1		1	E300.0	11/20/08 21:53/jmh
Fluoride	0.4	mg/L		0.1		1	E300.0	11/20/08 21:53/jmh
Magnesium	19.0	mg/L		0.5		2	E200.7	12/10/08 17:53/eli-c
Nitrogen, Ammonia as N	0.2	mg/L		0.1		1	A4500-NH ₃ G	11/25/08 17:27/jmh
Nitrogen, Nitrate as N	ND	mg/L		0.1		1	E300.0	11/20/08 21:53/jmh
Nitrogen, Nitrite as N	ND	mg/L		0.1		1	E300.0	11/20/08 21:53/jmh
Potassium	8.7	mg/L		0.5		2	E200.7	12/10/08 17:53/eli-c
Sodium	253	mg/L	D	2		2	E200.7	12/10/08 17:53/eli-c
Sulfate	481	mg/L	D	3		50	E300.0	11/21/08 06:38/jmh
Silica	8.9	mg/L		0.2		2	E200.7	12/10/08 17:53/eli-c
PHYSICAL PROPERTIES								
Conductivity @ 25 C	1290	umhos/cm		5.0		1	A2510 B	11/25/08 15:39/tb
Oxidation-Reduction Potential	280	mV				1	A2580 B	11/25/08 16:00/jmh
pH	8.18	s.u.		0.01		1	A4500-H B	11/25/08 14:55/tb
Sodium Adsorption Ratio (SAR)	7.6	unitless		0.10		1	Calculation	01/29/09 11:40/ADM
Solids, Total Dissolved TDS @ 180 C	940	mg/L		5		1	A2540 C	11/21/08 11:35/mb
METALS - DISSOLVED								
Aluminum	ND	mg/L		0.1		1	E200.8	12/03/08 21:08/eli-c
Arsenic	ND	mg/L		0.001		1	E200.8	12/03/08 21:08/eli-c
Barium	ND	mg/L		0.1		1	E200.8	12/03/08 21:08/eli-c
Boron	ND	mg/L		0.1		2	E200.7	12/10/08 17:53/eli-c
Cadmium	ND	mg/L		0.005		1	E200.8	12/03/08 21:08/eli-c
Chromium	ND	mg/L		0.05		1	E200.8	12/03/08 21:08/eli-c
Copper	ND	mg/L		0.01		1	E200.8	12/03/08 21:08/eli-c
Iron	ND	mg/L		0.03		2	E200.7	12/10/08 17:53/eli-c
Lead	ND	mg/L		0.001		1	E200.8	12/03/08 21:08/eli-c
Manganese	0.08	mg/L		0.01		1	E200.8	12/03/08 21:08/eli-c
Mercury	ND	mg/L		0.001		1	E200.8	12/03/08 21:08/eli-c
Molybdenum	ND	mg/L		0.1		1	E200.8	12/03/08 21:08/eli-c
Nickel	ND	mg/L		0.05		1	E200.8	12/03/08 21:08/eli-c
Selenium	ND	mg/L		0.001		1	A3114 B	12/05/08 10:05/eli-c
Silver	ND	mg/L		0.005		1	E200.8	12/08/08 17:12/eli-c
Thorium 232	ND	mg/L		0.005		1	E200.8	12/03/08 21:08/eli-c

Report RL - Analyte reporting limit.
Definitions: QCL - Quality control limit.
MDC - Minimum detectable concentration

MCL - Maximum contaminant level.
ND - Not detected at the reporting limit.
D - RL increased due to sample matrix interference.

Page 25 of 42



LABORATORY ANALYTICAL REPORT

Client: RESPEC Inc
Project: Edgemont
Lab ID: R08110211-009
Client Sample ID: DewBurd GW695

Report Date: 01/29/09
Collection Date: 11/18/08 13:25
Date Received: 11/19/08
Matrix: AQUEOUS

Analyses	Result	Units	Qual	RL	MCL/ QCL	DF	Method	Analysis Date / By
METALS - DISSOLVED								
Uranium	0.0029	mg/L		0.0003		1	E200.8	12/03/08 21:08/eli-c
Vanadium	ND	mg/L		0.1		1	E200.8	12/03/08 21:08/eli-c
Zinc	ND	mg/L		0.01		1	E200.8	12/03/08 21:08/eli-c
METALS - SUSPENDED								
Uranium	ND	mg/L		0.0003		1	E200.8	12/11/08 02:22/eli-c
METALS - SPECIATED								
Selenium-IV	ND	mg/L		0.001		1	A3114 B	12/04/08 15:55/eli-c
Selenium-VI	ND	mg/L		0.001		1	A3114 B	12/05/08 11:31/eli-c
RADIONUCLIDES - DISSOLVED								
Gross Alpha	19.2	pCi/L				1	E900.0	12/24/08 13:29/eli-c
Gross Alpha precision (±)	4.0	pCi/L				1	E900.0	12/24/08 13:29/eli-c
Gross Alpha MDC	4.4	pCi/L				1	E900.0	12/24/08 13:29/eli-c
Gross Beta	9.7	pCi/L				1	E900.0	12/24/08 13:29/eli-c
Gross Beta precision (±)	3.5	pCi/L				1	E900.0	12/24/08 13:29/eli-c
Gross Beta MDC	5.6	pCi/L				1	E900.0	12/24/08 13:29/eli-c
Lead 210	0.3	pCi/L	U			1	E909.0M	12/11/08 10:00/eli-c
Lead 210 precision (±)	2.6	pCi/L				1	E909.0M	12/11/08 10:00/eli-c
Lead 210 MDC	4.4	pCi/L				1	E909.0M	12/11/08 10:00/eli-c
Polonium 210	0.0	pCi/L	U	1.0		1	RMO-3008	12/11/08 10:19/eli-c
Polonium 210 precision (±)	0.19	pCi/L				1	RMO-3008	12/11/08 10:19/eli-c
Radium 226	4.8	pCi/L				1	E903.0	12/16/08 23:17/eli-c
Radium 226 precision (±)	0.4	pCi/L				1	E903.0	12/16/08 23:17/eli-c
Radium 226 MDC	0.2	pCi/L				1	E903.0	12/16/08 23:17/eli-c
Thorium 230	0.2	pCi/L	U	0.2		1	E907.0	12/12/08 16:26/eli-c
Thorium 230 precision (±)	0.1	pCi/L				1	E907.0	12/12/08 16:26/eli-c
Gross Gamma	1100	pCi/L		20		1	E901.1	12/03/08 15:07/eli-c
Gross Gamma precision (±)	190	pCi/L				1	E901.1	12/03/08 15:07/eli-c
RADIONUCLIDES - SUSPENDED								
Lead 210	-0.9	pCi/L	U			1	E909.0M	12/18/08 07:13/eli-c
Lead 210 precision (±)	5.4	pCi/L				1	E909.0M	12/18/08 07:13/eli-c
Lead 210 MDC	9.0	pCi/L				1	E909.0M	12/18/08 07:13/eli-c
Polonium 210	0.058	pCi/L	U			1	RMO-3008	12/30/08 08:57/eli-c
Polonium 210 precision (±)	0.28	pCi/L				1	RMO-3008	12/30/08 08:57/eli-c
Radium 226	-0.2	pCi/L	U			1	E903.0	12/18/08 17:20/eli-c
Radium 226 precision (±)	0.2	pCi/L				1	E903.0	12/18/08 17:20/eli-c

Report RL - Analyte reporting limit.
Definitions: QCL - Quality control limit.
MDC - Minimum detectable concentration

MCL - Maximum contaminant level.
ND - Not detected at the reporting limit.
U - Not detected at minimum detectable concentration

Page 26 of 42



LABORATORY ANALYTICAL REPORT

Client: RESPEC Inc

Project: Edgemont

Lab ID: R08110211-009

Client Sample ID: DewBurd GW695

Report Date: 01/29/09

Collection Date: 11/18/08 13:25

Date Received: 11/19/08

Matrix: AQUEOUS

Analyses	Result	Units	Qual	RL	MCL/ QCL	DF	Method	Analysis Date / By
RADIONUCLIDES - SUSPENDED								
Radium 226 MDC	0.4	pCi/L				1	E903.0	12/18/08 17:20/eli-c
Thorium 230	0.1	pCi/L	U	0.2		1	E907.0	12/11/08 15:00/eli-c
Thorium 230 precision (±)	0.07	pCi/L				1	E907.0	12/11/08 15:00/eli-c
RADIONUCLIDES - TOTAL								
Radon 222	2020	pCi/L		100		1	D5072-92	11/23/08 09:20/eli-c
Radon 222 precision (±)	102	pCi/L				1	D5072-92	11/23/08 09:20/eli-c
TOTAL METALS ANALYSES								
Antimony	ND	mg/L		0.003		1	E200.8	12/05/08 07:53/eli-c
Arsenic	0.001	mg/L		0.001		1	E200.8	12/05/08 07:53/eli-c
Barium	ND	mg/L		0.1		1	E200.8	12/05/08 07:53/eli-c
Beryllium	ND	mg/L		0.001		1	E200.8	12/05/08 07:53/eli-c
Boron	ND	mg/L		0.1		2	E200.7	12/10/08 23:01/eli-c
Cadmium	ND	mg/L		0.005		1	E200.8	12/05/08 07:53/eli-c
Chromium	ND	mg/L		0.05		1	E200.8	12/05/08 07:53/eli-c
Copper	ND	mg/L		0.01		1	E200.8	12/05/08 07:53/eli-c
Iron	0.16	mg/L		0.03		2	E200.7	12/10/08 23:01/eli-c
Lead	ND	mg/L		0.001		1	E200.8	12/05/08 07:53/eli-c
Manganese	0.08	mg/L		0.01		1	E200.8	12/05/08 07:53/eli-c
Mercury	ND	mg/L		0.001		1	E245.1	11/24/08 09:09/eli-b
Molybdenum	ND	mg/L		0.1		1	E200.8	12/05/08 07:53/eli-c
Nickel	ND	mg/L		0.05		1	E200.8	12/05/08 07:53/eli-c
Selenium	ND	mg/L		0.001		1	E200.8	12/05/08 07:53/eli-c
Silver	ND	mg/L		0.005		1	E200.8	12/08/08 14:36/eli-c
Strontium	0.9	mg/L		0.1		1	E200.8	12/05/08 07:53/eli-c
Thallium	ND	mg/L		0.001		1	E200.8	12/05/08 07:53/eli-c
Uranium	0.0026	mg/L		0.0003		1	E200.8	12/05/08 07:53/eli-c
Zinc	ND	mg/L		0.01		1	E200.8	12/05/08 07:53/eli-c
DATA QUALITY								
A/C Balance (± 5)	5.57	%				1	A1030 E	01/29/09 00:00/jmh
Anions	13.8	meq/L				1	A1030 E	01/29/09 00:00/jmh
Cations	15.4	meq/L				1	A1030 E	01/29/09 00:00/jmh
Solids, Total Dissolved Calculated	954	mg/L				1	A1030 E	01/29/09 00:00/jmh
TDS Balance (0.80 - 1.20)	0.980					1	A1030 E	01/29/09 00:00/jmh

Report RL - Analyte reporting limit.
Definitions: QCL - Quality control limit.
MDC - Minimum detectable concentration

MCL - Maximum contaminant level.
ND - Not detected at the reporting limit.
U - Not detected at minimum detectable concentration

Page 27 of 42



LABORATORY ANALYTICAL REPORT

Client: RESPEC Inc
Project: Edgemont
Lab ID: R08110211-010
Client Sample ID: DewBurd GW697

Report Date: 01/29/09
Collection Date: 11/18/08 13:35
Date Received: 11/19/08
Matrix: AQUEOUS

Analyses	Result	Units	Qual	RL	MCL/		Method	Analysis Date / By
					QCL	DF		
MAJOR IONS								
Alkalinity, Total as CaCO3	164	mg/L		5		1	A2320 B	11/25/08 11:46/mb
Carbonate as CO3	ND	mg/L		5		1	A2320 B	11/25/08 11:46/mb
Bicarbonate as HCO3	200	mg/L		5		1	A2320 B	11/25/08 11:46/mb
Calcium	54.5	mg/L		0.5		2	E200.7	12/10/08 17:57/eli-c
Chloride	9	mg/L		1		1	E300.0	11/20/08 22:42/jmh
Fluoride	0.5	mg/L		0.1		1	E300.0	11/20/08 22:42/jmh
Magnesium	17.7	mg/L		0.5		2	E200.7	12/10/08 17:57/eli-c
Nitrogen, Ammonia as N	0.2	mg/L		0.1		1	A4500-NH3 G	11/25/08 17:28/jmh
Nitrogen, Nitrate as N	ND	mg/L		0.1		1	E300.0	11/20/08 22:42/jmh
Nitrogen, Nitrite as N	ND	mg/L		0.1		1	E300.0	11/20/08 22:42/jmh
Potassium	8.5	mg/L		0.5		2	E200.7	12/10/08 17:57/eli-c
Sodium	219	mg/L	D	2		2	E200.7	12/10/08 17:57/eli-c
Sulfate	430	mg/L	D	3		50	E300.0	11/21/08 06:54/jmh
Silica	9.3	mg/L		0.2		2	E200.7	12/10/08 17:57/eli-c
PHYSICAL PROPERTIES								
Conductivity @ 25 C	1180	umhos/cm		5.0		1	A2510 B	11/25/08 15:40/tb
Oxidation-Reduction Potential	280	mV				1	A2580 B	11/25/08 16:00/jmh
pH	8.24	s.u.		0.01		1	A4500-H B	11/25/08 14:56/tb
Sodium Adsorption Ratio (SAR)	6.6	unitless		0.10		1	Calculation	01/29/09 11:40/ADM
Solids, Total Dissolved TDS @ 180 C	820	mg/L		5		1	A2540 C	11/21/08 11:35/mb
METALS - DISSOLVED								
Aluminum	ND	mg/L		0.1		1	E200.8	12/03/08 21:15/eli-c
Arsenic	0.001	mg/L		0.001		1	E200.8	12/03/08 21:15/eli-c
Barium	ND	mg/L		0.1		1	E200.8	12/03/08 21:15/eli-c
Boron	ND	mg/L		0.1		2	E200.7	12/10/08 17:57/eli-c
Cadmium	ND	mg/L		0.005		1	E200.8	12/03/08 21:15/eli-c
Chromium	ND	mg/L		0.05		1	E200.8	12/03/08 21:15/eli-c
Copper	ND	mg/L		0.01		1	E200.8	12/03/08 21:15/eli-c
Iron	0.04	mg/L		0.03		2	E200.7	12/10/08 17:57/eli-c
Lead	ND	mg/L		0.001		1	E200.8	12/03/08 21:15/eli-c
Manganese	0.05	mg/L		0.01		1	E200.8	12/03/08 21:15/eli-c
Mercury	ND	mg/L		0.001		1	E200.8	12/03/08 21:15/eli-c
Molybdenum	ND	mg/L		0.1		1	E200.8	12/03/08 21:15/eli-c
Nickel	ND	mg/L		0.05		1	E200.8	12/03/08 21:15/eli-c
Selenium	ND	mg/L		0.001		1	A3114 B	12/05/08 10:07/eli-c
Silver	ND	mg/L		0.005		1	E200.8	12/08/08 17:18/eli-c
Thorium 232	ND	mg/L		0.005		1	E200.8	12/03/08 21:15/eli-c

Report RL - Analyte reporting limit.
Definitions: QCL - Quality control limit.
MDC - Minimum detectable concentration

MCL - Maximum contaminant level.
ND - Not detected at the reporting limit.
D - RL increased due to sample matrix interference.

Page 28 of 42



LABORATORY ANALYTICAL REPORT

Client: RESPEC Inc
Project: Edgemont
Lab ID: R08110211-010
Client Sample ID: DewBurd GW697

Report Date: 01/29/09
Collection Date: 11/18/08 13:35
Date Received: 11/19/08
Matrix: AQUEOUS

Analyses	Result	Units	Qual	RL	MCL/ QCL	DF	Method	Analysis Date / By
METALS - DISSOLVED								
Uranium	ND	mg/L		0.0003		1	E200.8	12/03/08 21:15/eli-c
Vanadium	ND	mg/L		0.1		1	E200.8	12/03/08 21:15/eli-c
Zinc	ND	mg/L		0.01		1	E200.8	12/03/08 21:15/eli-c
METALS - SUSPENDED								
Uranium	ND	mg/L		0.0003		1	E200.8	12/11/08 02:29/eli-c
METALS - SPECIATED								
Selenium-IV	ND	mg/L		0.001		1	A3114 B	12/04/08 15:58/eli-c
Selenium-VI	ND	mg/L		0.001		1	A3114 B	12/05/08 11:31/eli-c
RADIONUCLIDES - DISSOLVED								
Gross Alpha	12.7	pCi/L				1	E900.0	12/24/08 13:29/eli-ca
Gross Alpha precision (±)	3.2	pCi/L				1	E900.0	12/24/08 13:29/eli-ca
Gross Alpha MDC	3.9	pCi/L				1	E900.0	12/24/08 13:29/eli-ca
Gross Beta	11.4	pCi/L				1	E900.0	12/24/08 13:29/eli-ca
Gross Beta precision (±)	2.3	pCi/L				1	E900.0	12/24/08 13:29/eli-ca
Gross Beta MDC	3.6	pCi/L				1	E900.0	12/24/08 13:29/eli-ca
Lead 210	-0.8	pCi/L	U			1	E909.0M	12/11/08 10:00/eli-c
Lead 210 precision (±)	2.6	pCi/L				1	E909.0M	12/11/08 10:00/eli-c
Lead 210 MDC	4.4	pCi/L				1	E909.0M	12/11/08 10:00/eli-c
Polonium 210	0.0	pCi/L	U	1.0		1	RMO-3008	12/11/08 10:19/eli-c
Polonium 210 precision (±)	0.24	pCi/L				1	RMO-3008	12/11/08 10:19/eli-c
Radium 226	1.7	pCi/L				1	E903.0	12/17/08 00:57/eli-ca
Radium 226 precision (±)	0.3	pCi/L				1	E903.0	12/17/08 00:57/eli-ca
Radium 226 MDC	0.2	pCi/L				1	E903.0	12/17/08 00:57/eli-ca
Thorium 230	0.0	pCi/L	U	0.2		1	E907.0	12/12/08 16:26/eli-c
Thorium 230 precision (±)	0.1	pCi/L				1	E907.0	12/12/08 16:26/eli-c
Gross Gamma	1100	pCi/L		20		1	E901.1	12/03/08 15:07/eli-c
Gross Gamma precision (±)	210	pCi/L				1	E901.1	12/03/08 15:07/eli-c
RADIONUCLIDES - SUSPENDED								
Lead 210	-0.6	pCi/L	U			1	E909.0M	12/18/08 07:13/eli-c
Lead 210 precision (±)	5.4	pCi/L				1	E909.0M	12/18/08 07:13/eli-c
Lead 210 MDC	9.0	pCi/L				1	E909.0M	12/18/08 07:13/eli-c
Polonium 210	-0.0042	pCi/L	U			1	RMO-3008	12/30/08 08:57/eli-c
Polonium 210 precision (±)	0.20	pCi/L				1	RMO-3008	12/30/08 08:57/eli-c
Radium 226	-0.4	pCi/L	U			1	E903.0	12/18/08 17:20/eli-c
Radium 226 precision (±)	0.2	pCi/L				1	E903.0	12/18/08 17:20/eli-c

Report RL - Analyte reporting limit.

Definitions: QCL - Quality control limit.

MDC - Minimum detectable concentration

MCL - Maximum contaminant level.

ND - Not detected at the reporting limit.

U - Not detected at minimum detectable concentration

Page 29 of 42



LABORATORY ANALYTICAL REPORT

Client: RESPEC Inc
Project: Edgemont
Lab ID: R08110211-010
Client Sample ID: DewBurd GW697

Report Date: 01/29/09
Collection Date: 11/18/08 13:35
Date Received: 11/19/08
Matrix: AQUEOUS

Analyses	Result	Units	Qual	RL	MCL/ QCL	DF	Method	Analysis Date / By
RADIONUCLIDES - SUSPENDED								
Radium 226 MDC	0.4	pCi/L	U	0.2		1	E903.0	12/18/08 17:20/eli-c
Thorium 230	0.1	pCi/L				1	E907.0	12/11/08 15:00/eli-c
Thorium 230 precision (±)	0.05	pCi/L				1	E907.0	12/11/08 15:00/eli-c
RADIONUCLIDES - TOTAL								
Radon 222	412	pCi/L		100		1	D5072-92	11/23/08 09:20/eli-c
Radon 222 precision (±)	82.7	pCi/L				1	D5072-92	11/23/08 09:20/eli-c
TOTAL METALS ANALYSES								
Antimony	ND	mg/L		0.003		1	E200.8	12/05/08 07:59/eli-c
Arsenic	0.001	mg/L		0.001		1	E200.8	12/05/08 07:59/eli-c
Barium	ND	mg/L		0.1		1	E200.8	12/05/08 07:59/eli-c
Beryllium	ND	mg/L		0.001		1	E200.8	12/05/08 07:59/eli-c
Boron	ND	mg/L		0.1		2	E200.7	12/10/08 23:05/eli-c
Cadmium	ND	mg/L		0.005		1	E200.8	12/05/08 07:59/eli-c
Chromium	ND	mg/L		0.05		1	E200.8	12/05/08 07:59/eli-c
Copper	ND	mg/L		0.01		1	E200.8	12/05/08 07:59/eli-c
Iron	0.04	mg/L		0.03		2	E200.7	12/10/08 23:05/eli-c
Lead	ND	mg/L		0.001		1	E200.8	12/05/08 07:59/eli-c
Manganese	0.05	mg/L		0.01		1	E200.8	12/05/08 07:59/eli-c
Mercury	ND	mg/L		0.001		1	E245.1	11/24/08 09:11/eli-b
Molybdenum	ND	mg/L		0.1		1	E200.8	12/05/08 07:59/eli-c
Nickel	ND	mg/L		0.05		1	E200.8	12/05/08 07:59/eli-c
Selenium	ND	mg/L		0.001		1	E200.8	12/05/08 07:59/eli-c
Silver	ND	mg/L		0.005		1	E200.8	12/08/08 14:43/eli-c
Strontium	1.1	mg/L		0.1		1	E200.8	12/05/08 07:59/eli-c
Thallium	ND	mg/L		0.001		1	E200.8	12/05/08 07:59/eli-c
Uranium	ND	mg/L		0.0003		1	E200.8	12/05/08 07:59/eli-c
Zinc	ND	mg/L		0.01		1	E200.8	12/05/08 07:59/eli-c
DATA QUALITY								
A/C Balance (± 5)	5.48	%				1	A1030 E	01/29/09 00:00/jmh
Anions	12.5	meq/L				1	A1030 E	01/29/09 00:00/jmh
Cations	14.0	meq/L				1	A1030 E	01/29/09 00:00/jmh
Solids, Total Dissolved Calculated	863	mg/L				1	A1030 E	01/29/09 00:00/jmh
TDS Balance (0.80 - 1.20)	0.950					1	A1030 E	01/29/09 00:00/jmh

Report RL - Analyte reporting limit.
Definitions: QCL - Quality control limit.
MDC - Minimum detectable concentration

MCL - Maximum contaminant level.
ND - Not detected at the reporting limit.
U - Not detected at minimum detectable concentration

Page 30 of 42



ENERGY LABORATORIES, INC. * 2821 Plant St * Rapid City, SD 57702
Toll Free 888.672.1225 * 605.342.1225 * FAX 605.342.1397 * rapid_city@energylab.com

LABORATORY ANALYTICAL REPORT

Client: RESPEC Inc
Project: Edgemont
Lab ID: R08110211-011
Client Sample ID: DewBurd GW689

Report Date: 01/29/09
Collection Date: 11/18/08 14:02
Date Received: 11/19/08
Matrix: AQUEOUS

Analyses	Result	Units	Qual	RL	MCL/		Method	Analysis Date / By
					QCL	DF		
MAJOR IONS								
Alkalinity, Total as CaCO3	150	mg/L		5		1	A2320 B	11/25/08 11:49/mb
Carbonate as CO3	ND	mg/L		5		1	A2320 B	11/25/08 11:49/mb
Bicarbonate as HCO3	183	mg/L		5		1	A2320 B	11/25/08 11:49/mb
Calcium	45.3	mg/L		0.5		2	E200.7	12/10/08 18:01/eli-c
Chloride	5	mg/L		1		1	E300.0	11/20/08 22:58/jmh
Fluoride	0.5	mg/L		0.1		1	E300.0	11/20/08 22:58/jmh
Magnesium	15.7	mg/L		0.5		2	E200.7	12/10/08 18:01/eli-c
Nitrogen, Ammonia as N	ND	mg/L		0.1		1	A4500-NH3 G	11/25/08 17:30/jmh
Nitrogen, Nitrate as N	ND	mg/L		0.1		1	E300.0	11/20/08 22:58/jmh
Nitrogen, Nitrite as N	ND	mg/L		0.1		1	E300.0	11/20/08 22:58/jmh
Potassium	7.6	mg/L		0.5		2	E200.7	12/10/08 18:01/eli-c
Sodium	179	mg/L	D	2		2	E200.7	12/10/08 18:01/eli-c
Sulfate	379	mg/L	D	3		50	E300.0	11/21/08 07:44/jmh
Silica	9.6	mg/L		0.2		2	E200.7	12/10/08 18:01/eli-c
PHYSICAL PROPERTIES								
Conductivity @ 25 C	982	umhos/cm		5.0		1	A2510 B	11/25/08 15:43/tb
Oxidation-Reduction Potential	280	mV				1	A2580 B	11/25/08 16:00/jmh
pH	8.45	s.u.		0.01		1	A4500-H B	11/25/08 14:58/tb
Sodium Adsorption Ratio (SAR)	5.8	unitless		0.10		1	Calculation	01/29/09 11:40/ADM
Solids, Total Dissolved TDS @ 180 C	660	mg/L		5		1	A2540 C	11/21/08 11:49/mb
METALS - DISSOLVED								
Aluminum	ND	mg/L		0.1		1	E200.8	12/03/08 21:21/eli-c
Arsenic	ND	mg/L		0.001		1	E200.8	12/03/08 21:21/eli-c
Barium	ND	mg/L		0.1		1	E200.8	12/03/08 21:21/eli-c
Boron	ND	mg/L		0.1		2	E200.7	12/10/08 18:01/eli-c
Cadmium	ND	mg/L		0.005		1	E200.8	12/03/08 21:21/eli-c
Chromium	ND	mg/L		0.05		1	E200.8	12/03/08 21:21/eli-c
Copper	ND	mg/L		0.01		1	E200.8	12/03/08 21:21/eli-c
Iron	ND	mg/L		0.03		2	E200.7	12/10/08 18:01/eli-c
Lead	ND	mg/L		0.001		1	E200.8	12/03/08 21:21/eli-c
Manganese	0.04	mg/L		0.01		1	E200.8	12/03/08 21:21/eli-c
Mercury	ND	mg/L		0.001		1	E200.8	12/03/08 21:21/eli-c
Molybdenum	ND	mg/L		0.1		1	E200.8	12/03/08 21:21/eli-c
Nickel	ND	mg/L		0.05		1	E200.8	12/03/08 21:21/eli-c
Selenium	ND	mg/L		0.001		1	A3114 B	12/05/08 10:09/eli-c
Silver	ND	mg/L		0.005		1	E200.8	12/08/08 18:13/eli-c
Thorium 232	ND	mg/L		0.005		1	E200.8	12/03/08 21:21/eli-c

Report RL - Analyte reporting limit.
Definitions: QCL - Quality control limit.
MDC - Minimum detectable concentration

MCL - Maximum contaminant level.
ND - Not detected at the reporting limit.
D - RL increased due to sample matrix interference.

Page 31 of 42



LABORATORY ANALYTICAL REPORT

Client: RESPEC Inc
Project: Edgemont
Lab ID: R08110211-011
Client Sample ID: DewBurd GW689

Report Date: 01/29/09
Collection Date: 11/18/08 14:02
Date Received: 11/19/08
Matrix: AQUEOUS

Analyses	Result	Units	Qual	RL	MCL/		Method	Analysis Date / By
					QCL	DF		
METALS - DISSOLVED								
Uranium	0.0033	mg/L		0.0003		1	E200.8	12/03/08 21:21/eli-c
Vanadium	ND	mg/L		0.1		1	E200.8	12/03/08 21:21/eli-c
Zinc	ND	mg/L		0.01		1	E200.8	12/03/08 21:21/eli-c
METALS - SUSPENDED								
Uranium	ND	mg/L		0.0003		1	E200.8	12/11/08 02:49/eli-c
METALS - SPECIATED								
Selenium-IV	ND	mg/L		0.001		1	A3114 B	12/04/08 16:00/eli-c
Selenium-VI	ND	mg/L		0.001		1	A3114 B	12/05/08 11:31/eli-c
RADIONUCLIDES - DISSOLVED								
Gross Alpha	37.9	pCi/L				1	E900.0	12/24/08 13:29/eli-c
Gross Alpha precision (±)	4.1	pCi/L				1	E900.0	12/24/08 13:29/eli-c
Gross Alpha MDC	3.2	pCi/L				1	E900.0	12/24/08 13:29/eli-c
Gross Beta	15.3	pCi/L				1	E900.0	12/24/08 13:29/eli-c
Gross Beta precision (±)	2.4	pCi/L				1	E900.0	12/24/08 13:29/eli-c
Gross Beta MDC	3.5	pCi/L				1	E900.0	12/24/08 13:29/eli-c
Lead 210	-1	pCi/L	U			1	E909.0M	12/11/08 10:00/eli-c
Lead 210 precision (±)	2.6	pCi/L				1	E909.0M	12/11/08 10:00/eli-c
Lead 210 MDC	4.4	pCi/L				1	E909.0M	12/11/08 10:00/eli-c
Polonium 210	0.2	pCi/L	U	1.0		1	RMO-3008	12/11/08 10:19/eli-c
Polonium 210 precision (±)	0.31	pCi/L				1	RMO-3008	12/11/08 10:19/eli-c
Radium 226	6.6	pCi/L				1	E903.0	12/17/08 00:57/eli-c
Radium 226 precision (±)	0.5	pCi/L				1	E903.0	12/17/08 00:57/eli-c
Radium 226 MDC	0.2	pCi/L				1	E903.0	12/17/08 00:57/eli-c
Thorium 230	0.2	pCi/L	U	0.2		1	E907.0	12/12/08 16:26/eli-c
Thorium 230 precision (±)	0.2	pCi/L				1	E907.0	12/12/08 16:26/eli-c
Gross Gamma	1100	pCi/L		20		1	E901.1	12/03/08 15:07/eli-c
Gross Gamma precision (±)	190	pCi/L				1	E901.1	12/03/08 15:07/eli-c
RADIONUCLIDES - SUSPENDED								
Lead 210	-0.6	pCi/L	U			1	E909.0M	12/18/08 07:13/eli-c
Lead 210 precision (±)	5.4	pCi/L				1	E909.0M	12/18/08 07:13/eli-c
Lead 210 MDC	9.0	pCi/L				1	E909.0M	12/18/08 07:13/eli-c
Polonium 210	-0.039	pCi/L	U			1	RMO-3008	12/30/08 08:57/eli-c
Polonium 210 precision (±)	0.20	pCi/L				1	RMO-3008	12/30/08 08:57/eli-c
Radium 226	-0.04	pCi/L	U			1	E903.0	12/18/08 17:20/eli-c
Radium 226 precision (±)	0.2	pCi/L				1	E903.0	12/18/08 17:20/eli-c

Report RL - Analyte reporting limit.
Definitions: QCL - Quality control limit.
MDC - Minimum detectable concentration

MCL - Maximum contaminant level.
ND - Not detected at the reporting limit.
U - Not detected at minimum detectable concentration

Page 32 of 42



LABORATORY ANALYTICAL REPORT

Client: RESPEC Inc
Project: Edgemont
Lab ID: R08110211-011
Client Sample ID: DewBurd GW689

Report Date: 01/29/09
Collection Date: 11/18/08 14:02
Date Received: 11/19/08
Matrix: AQUEOUS

Analyses	Result	Units	Qual	RL	MCL/		DF	Method	Analysis Date / By
					QCL				
RADIONUCLIDES - SUSPENDED									
Radium 226 MDC	0.4	pCi/L	U	0.2			1	E903.0	12/18/08 17:20/eli-c
Thorium 230	-0.2	pCi/L				1	E907.0	12/11/08 15:00/eli-c	
Thorium 230 precision (±)	0.05	pCi/L				1	E907.0	12/11/08 15:00/eli-c	
RADIONUCLIDES - TOTAL									
Radon 222	2580	pCi/L		100			1	D5072-92	11/23/08 09:20/eli-c
Radon 222 precision (±)	108	pCi/L					1	D5072-92	11/23/08 09:20/eli-c
TOTAL METALS ANALYSES									
Antimony	ND	mg/L	D	0.003			1	E200.8	12/08/08 19:41/eli-c
Arsenic	0.006	mg/L		0.005			1	E200.8	12/13/08 00:36/eli-c
Barium	ND	mg/L		0.1			1	E200.8	12/08/08 19:41/eli-c
Beryllium	ND	mg/L		0.001			1	E200.8	12/08/08 19:41/eli-c
Boron	ND	mg/L		0.1			2	E200.7	12/12/08 19:50/eli-c
Cadmium	ND	mg/L		0.005			1	E200.8	12/08/08 19:41/eli-c
Chromium	ND	mg/L		0.05			1	E200.8	12/08/08 19:41/eli-c
Copper	ND	mg/L		0.01			1	E200.8	12/08/08 19:41/eli-c
Iron	0.56	mg/L		0.03			2	E200.7	12/12/08 19:50/eli-c
Lead	ND	mg/L		0.001			1	E200.8	12/08/08 19:41/eli-c
Manganese	0.05	mg/L		0.01			1	E200.8	12/08/08 19:41/eli-c
Mercury	ND	mg/L		0.001			1	E245.1	11/24/08 09:14/eli-b
Molybdenum	ND	mg/L		0.1			1	E200.8	12/08/08 19:41/eli-c
Nickel	ND	mg/L		0.05			1	E200.8	12/08/08 19:41/eli-c
Selenium	ND	mg/L		0.001			1	E200.8	12/08/08 19:41/eli-c
Silver	ND	mg/L		0.005			1	E200.8	12/08/08 19:41/eli-c
Strontium	0.9	mg/L		0.1			1	E200.8	12/08/08 19:41/eli-c
Thallium	ND	mg/L		0.001			1	E200.8	12/08/08 19:41/eli-c
Uranium	0.0031	mg/L		0.0003			1	E200.8	12/08/08 19:41/eli-c
Zinc	ND	mg/L		0.01			2	E200.7	12/12/08 19:50/eli-c
DATA QUALITY									
A/C Balance (± 5)	2.10	%					1	A1030 E	01/29/09 00:00/jmh
Anions	11.1	meq/L					1	A1030 E	01/29/09 00:00/jmh
Cations	11.6	meq/L					1	A1030 E	01/29/09 00:00/jmh
Solids, Total Dissolved Calculated	749	mg/L					1	A1030 E	01/29/09 00:00/jmh
TDS Balance (0.80 - 1.20)	0.880						1	A1030 E	01/29/09 00:00/jmh

Report RL - Analyte reporting limit.
Definitions: QCL - Quality control limit.
MDC - Minimum detectable concentration
U - Not detected at minimum detectable concentration

MCL - Maximum contaminant level.
ND - Not detected at the reporting limit.
D - RL increased due to sample matrix interference.

Page 33 of 42



LABORATORY ANALYTICAL REPORT

Client: RESPEC Inc
Project: Edgemont
Lab ID: R08110211-012
Client Sample ID: DewBurd GW681

Report Date: 01/29/09
Collection Date: 11/18/08 13:55
Date Received: 11/19/08
Matrix: AQUEOUS

Analyses	Result	Units	Qual	RL	MCL/ QCL	DF	Method	Analysis Date / By
MAJOR IONS								
Alkalinity, Total as CaCO ₃	172	mg/L		5		1	A2320 B	11/25/08 11:50/mb
Carbonate as CO ₃	ND	mg/L		5		1	A2320 B	11/25/08 11:50/mb
Bicarbonate as HCO ₃	210	mg/L		5		1	A2320 B	11/25/08 11:50/mb
Calcium	64.7	mg/L		0.5		2	E200.7	12/10/08 18:13/eli-c
Chloride	16	mg/L		1		1	E300.0	11/20/08 23:15/jmh
Fluoride	0.4	mg/L		0.1		1	E300.0	11/20/08 23:15/jmh
Magnesium	24.5	mg/L		0.5		2	E200.7	12/10/08 18:13/eli-c
Nitrogen, Ammonia as N	ND	mg/L		0.1		1	A4500-NH ₃ G	11/25/08 17:31/jmh
Nitrogen, Nitrate as N	ND	mg/L		0.1		1	E300.0	11/20/08 23:15/jmh
Nitrogen, Nitrite as N	ND	mg/L		0.1		1	E300.0	11/20/08 23:15/jmh
Potassium	9.7	mg/L		0.5		2	E200.7	12/10/08 18:13/eli-c
Sodium	218	mg/L	D	2		2	E200.7	12/10/08 18:13/eli-c
Sulfate	478	mg/L	D	3		50	E300.0	11/21/08 08:33/jmh
Silica	8.7	mg/L		0.2		2	E200.7	12/10/08 18:13/eli-c
PHYSICAL PROPERTIES								
Conductivity @ 25 C	1270	umhos/cm		5.0		1	A2510 B	11/25/08 15:46/tb
Oxidation-Reduction Potential	280	mV				1	A2580 B	11/25/08 16:00/jmh
pH	8.16	s.u.		0.01		1	A4500-H B	11/25/08 15:00/tb
Sodium Adsorption Ratio (SAR)	5.9	unitless		0.10		1	Calculation	01/29/09 11:40/ADM
Solids, Total Dissolved TDS @ 180 C	900	mg/L		5		1	A2540 C	11/21/08 11:49/mb
METALS - DISSOLVED								
Aluminum	ND	mg/L		0.1		1	E200.8	12/03/08 21:28/eli-c
Arsenic	0.002	mg/L		0.001		1	E200.8	12/03/08 21:28/eli-c
Barium	ND	mg/L		0.1		1	E200.8	12/03/08 21:28/eli-c
Boron	ND	mg/L		0.1		2	E200.7	12/10/08 18:13/eli-c
Cadmium	ND	mg/L		0.005		1	E200.8	12/03/08 21:28/eli-c
Chromium	ND	mg/L		0.05		1	E200.8	12/03/08 21:28/eli-c
Copper	ND	mg/L		0.01		1	E200.8	12/03/08 21:28/eli-c
Iron	ND	mg/L		0.03		2	E200.7	12/10/08 18:13/eli-c
Lead	ND	mg/L		0.001		1	E200.8	12/03/08 21:28/eli-c
Manganese	0.08	mg/L		0.01		1	E200.8	12/03/08 21:28/eli-c
Mercury	ND	mg/L		0.001		1	E200.8	12/03/08 21:28/eli-c
Molybdenum	ND	mg/L		0.1		1	E200.8	12/03/08 21:28/eli-c
Nickel	ND	mg/L		0.05		1	E200.8	12/03/08 21:28/eli-c
Selenium	ND	mg/L		0.001		1	A3114 B	12/05/08 10:16/eli-c
Silver	ND	mg/L		0.005		1	E200.8	12/08/08 18:20/eli-c
Thorium 232	ND	mg/L		0.005		1	E200.8	12/03/08 21:28/eli-c

Report RL - Analyte reporting limit.

Definitions: QCL - Quality control limit.

MDC - Minimum detectable concentration

MCL - Maximum contaminant level.

ND - Not detected at the reporting limit.

D - RL increased due to sample matrix interference.

Page 34 of 42



LABORATORY ANALYTICAL REPORT

Client: RESPEC Inc
Project: Edgemont
Lab ID: R08110211-012
Client Sample ID: DewBurd GW681

Report Date: 01/29/09
Collection Date: 11/18/08 13:55
Date Received: 11/19/08
Matrix: AQUEOUS

Analyses	Result	Units	Qual	RL	MCL/ QCL	DF	Method	Analysis Date / By
METALS - DISSOLVED								
Uranium	0.0098	mg/L		0.0003		1	E200.8	12/03/08 21:28/eli-c
Vanadium	ND	mg/L		0.1		1	E200.8	12/03/08 21:28/eli-c
Zinc	ND	mg/L		0.01		1	E200.8	12/03/08 21:28/eli-c
METALS - SUSPENDED								
Uranium	ND	mg/L		0.0003		1	E200.8	12/11/08 04:32/eli-c
METALS - SPECIATED								
Selenium-IV	ND	mg/L		0.001		1	A3114 B	12/04/08 16:07/eli-c
Selenium-VI	ND	mg/L		0.001		1	A3114 B	12/05/08 11:31/eli-c
RADIONUCLIDES - DISSOLVED								
Gross Alpha	1850	pCi/L				1	E900.0	12/24/08 13:29/eli-c
Gross Alpha precision (±)	29.4	pCi/L				1	E900.0	12/24/08 13:29/eli-c
Gross Alpha MDC	4.3	pCi/L				1	E900.0	12/24/08 13:29/eli-c
Gross Beta	605	pCi/L				1	E900.0	12/24/08 13:29/eli-c
Gross Beta precision (±)	9.2	pCi/L				1	E900.0	12/24/08 13:29/eli-c
Gross Beta MDC	5.6	pCi/L				1	E900.0	12/24/08 13:29/eli-c
Lead 210	29.0	pCi/L				1	E909.0M	12/11/08 10:00/eli-c
Lead 210 precision (±)	5.6	pCi/L				1	E909.0M	12/11/08 10:00/eli-c
Lead 210 MDC	8.7	pCi/L				1	E909.0M	12/11/08 10:00/eli-c
Polonium 210	2.9	pCi/L		1.0		1	RMO-3008	12/11/08 10:19/eli-c
Polonium 210 precision (±)	1.2	pCi/L				1	RMO-3008	12/11/08 10:19/eli-c
Radium 226	398	pCi/L				1	E903.0	12/17/08 00:57/eli-c
Radium 226 precision (±)	3.7	pCi/L				1	E903.0	12/17/08 00:57/eli-c
Radium 226 MDC	0.2	pCi/L				1	E903.0	12/17/08 00:57/eli-c
Thorium 230	0.1	pCi/L	U	0.2		1	E907.0	12/12/08 16:26/eli-c
Thorium 230 precision (±)	0.1	pCi/L				1	E907.0	12/12/08 16:26/eli-c
Gross Gamma	2100	pCi/L		20		1	E901.1	12/03/08 15:07/eli-c
Gross Gamma precision (±)	270	pCi/L				1	E901.1	12/03/08 15:07/eli-c
RADIONUCLIDES - SUSPENDED								
Lead 210	10.8	pCi/L				1	E909.0M	12/18/08 07:13/eli-c
Lead 210 precision (±)	5.6	pCi/L				1	E909.0M	12/18/08 07:13/eli-c
Lead 210 MDC	9.0	pCi/L				1	E909.0M	12/18/08 07:13/eli-c
Polonium 210	2.2	pCi/L				1	RMO-3008	12/30/08 08:57/eli-c
Polonium 210 precision (±)	0.88	pCi/L				1	RMO-3008	12/30/08 08:57/eli-c
Radium 226	0.08	pCi/L	U			1	E903.0	12/18/08 17:20/eli-c
Radium 226 precision (±)	0.3	pCi/L				1	E903.0	12/18/08 17:20/eli-c

Report RL - Analyte reporting limit.
Definitions: QCL - Quality control limit.
MDC - Minimum detectable concentration

MCL - Maximum contaminant level.
ND - Not detected at the reporting limit.
U - Not detected at minimum detectable concentration

Page 35 of 42



LABORATORY ANALYTICAL REPORT

Client: RESPEC Inc
Project: Edgemont
Lab ID: R08110211-012
Client Sample ID: DewBurd GW681

Report Date: 01/29/09
Collection Date: 11/18/08 13:55
Date Received: 11/19/08
Matrix: AQUEOUS

Analyses	Result	Units	Qual	RL	MCL/ QCL	DF	Method	Analysis Date / By
RADIONUCLIDES - SUSPENDED								
Radium 226 MDC	0.4	pCi/L				1	E903.0	12/18/08 17:20/eli-c
Thorium 230	0.0	pCi/L	U	0.2		1	E907.0	12/11/08 15:00/eli-c
Thorium 230 precision (±)	0.05	pCi/L				1	E907.0	12/11/08 15:00/eli-c
RADIONUCLIDES - TOTAL								
Radon 222	335000	pCi/L		100		1	D5072-92	11/23/08 09:20/eli-c
Radon 222 precision (±)	872	pCi/L				1	D5072-92	11/23/08 09:20/eli-c
TOTAL METALS ANALYSES								
Antimony	ND	mg/L		0.003		1	E200.8	12/05/08 08:06/eli-c
Arsenic	0.002	mg/L		0.001		1	E200.8	12/05/08 08:06/eli-c
Barium	ND	mg/L		0.1		1	E200.8	12/05/08 08:06/eli-c
Beryllium	ND	mg/L		0.001		1	E200.8	12/05/08 08:06/eli-c
Boron	ND	mg/L		0.1		2	E200.7	12/10/08 23:10/eli-c
Cadmium	ND	mg/L		0.005		1	E200.8	12/05/08 08:06/eli-c
Chromium	ND	mg/L		0.05		1	E200.8	12/05/08 08:06/eli-c
Copper	ND	mg/L		0.01		1	E200.8	12/05/08 08:06/eli-c
Iron	0.06	mg/L		0.03		2	E200.7	12/10/08 23:10/eli-c
Lead	ND	mg/L		0.001		1	E200.8	12/05/08 08:06/eli-c
Manganese	0.09	mg/L		0.01		1	E200.8	12/05/08 08:06/eli-c
Mercury	ND	mg/L		0.001		1	E245.1	11/24/08 09:16/eli-b
Molybdenum	ND	mg/L		0.1		1	E200.8	12/05/08 08:06/eli-c
Nickel	ND	mg/L		0.05		1	E200.8	12/05/08 08:06/eli-c
Selenium	ND	mg/L		0.001		1	E200.8	12/05/08 08:06/eli-c
Silver	ND	mg/L		0.005		1	E200.8	12/08/08 16:24/eli-c
Strontium	1.1	mg/L		0.1		1	E200.8	12/05/08 08:06/eli-c
Thallium	ND	mg/L		0.001		1	E200.8	12/05/08 08:06/eli-c
Uranium	0.0087	mg/L		0.0003		1	E200.8	12/05/08 08:06/eli-c
Zinc	ND	mg/L		0.01		1	E200.8	12/05/08 08:06/eli-c
DATA QUALITY								
A/C Balance (± 5)	3.94	%				1	A1030 E	01/29/09 00:00/jmh
Anions	13.9	meq/L				1	A1030 E	01/29/09 00:00/jmh
Cations	15.0	meq/L				1	A1030 E	01/29/09 00:00/jmh
Solids, Total Dissolved Calculated	939	mg/L				1	A1030 E	01/29/09 00:00/jmh
TDS Balance (0.80 - 1.20)	0.960					1	A1030 E	01/29/09 00:00/jmh

Report RL - Analyte reporting limit.
Definitions: QCL - Quality control limit.
MDC - Minimum detectable concentration

MCL - Maximum contaminant level.
ND - Not detected at the reporting limit.
U - Not detected at minimum detectable concentration

Page 36 of 42



LABORATORY ANALYTICAL REPORT

Client: RESPEC Inc
Project: Edgemont
Lab ID: R08110211-013
Client Sample ID: DewBurd GW615

Report Date: 01/29/09
Collection Date: 11/18/08 15:00
Date Received: 11/19/08
Matrix: AQUEOUS

Analyses	Result	Units	Qual	RL	MCL/ QCL	DF	Method	Analysis Date / By
MAJOR IONS								
Alkalinity, Total as CaCO ₃	138	mg/L		5		1	A2320 B	11/25/08 11:53/mb
Carbonate as CO ₃	ND	mg/L		5		1	A2320 B	11/25/08 11:53/mb
Bicarbonate as HCO ₃	168	mg/L		5		1	A2320 B	11/25/08 11:53/mb
Calcium	77.0	mg/L		0.5		2	E200.7	12/10/08 18:21/eli-c
Chloride	5	mg/L		1		1	E300.0	11/20/08 23:31/jmh
Fluoride	0.5	mg/L		0.1		1	E300.0	11/20/08 23:31/jmh
Magnesium	22.6	mg/L		0.5		2	E200.7	12/10/08 18:21/eli-c
Nitrogen, Ammonia as N	ND	mg/L		0.1		1	A4500-NH ₃ G	11/25/08 17:32/jmh
Nitrogen, Nitrate as N	ND	mg/L		0.1		1	E300.0	11/20/08 23:31/jmh
Nitrogen, Nitrite as N	ND	mg/L		0.1		1	E300.0	11/20/08 23:31/jmh
Potassium	8.9	mg/L		0.5		2	E200.7	12/10/08 18:21/eli-c
Sodium	135	mg/L	D	2		2	E200.7	12/10/08 18:21/eli-c
Sulfate	391	mg/L	D	3		50	E300.0	11/21/08 08:49/jmh
Silica	9.1	mg/L		0.2		2	E200.7	12/10/08 18:21/eli-c
PHYSICAL PROPERTIES								
Conductivity @ 25 C	973	umhos/cm		5.0		1	A2510 B	11/25/08 15:47/tb
Oxidation-Reduction Potential	280	mV				1	A2580 B	11/25/08 16:00/jmh
pH	8.04	s.u.		0.01		1	A4500-H B	11/25/08 15:01/tb
Sodium Adsorption Ratio (SAR)	3.5	unitless		0.10		1	Calculation	01/29/09 11:40/ADM
Solids, Total Dissolved TDS @ 180 C	700	mg/L		5		1	A2540 C	11/21/08 11:50/mb
METALS - DISSOLVED								
Aluminum	ND	mg/L		0.1		1	E200.8	12/03/08 21:35/eli-c
Arsenic	0.012	mg/L		0.001		1	E200.8	12/03/08 21:35/eli-c
Barium	ND	mg/L		0.1		1	E200.8	12/03/08 21:35/eli-c
Boron	ND	mg/L		0.1		2	E200.7	12/10/08 18:21/eli-c
Cadmium	ND	mg/L		0.005		1	E200.8	12/03/08 21:35/eli-c
Chromium	ND	mg/L		0.05		1	E200.8	12/03/08 21:35/eli-c
Copper	ND	mg/L		0.01		1	E200.8	12/03/08 21:35/eli-c
Iron	ND	mg/L		0.03		2	E200.7	12/10/08 18:21/eli-c
Lead	ND	mg/L		0.001		1	E200.8	12/03/08 21:35/eli-c
Manganese	0.06	mg/L		0.01		1	E200.8	12/03/08 21:35/eli-c
Mercury	ND	mg/L		0.001		1	E200.8	12/03/08 21:35/eli-c
Molybdenum	ND	mg/L		0.1		1	E200.8	12/03/08 21:35/eli-c
Nickel	ND	mg/L		0.05		1	E200.8	12/03/08 21:35/eli-c
Selenium	ND	mg/L		0.001		1	A3114 B	12/05/08 10:18/eli-c
Silver	ND	mg/L		0.005		1	E200.8	12/08/08 18:26/eli-c
Thorium 232	ND	mg/L		0.005		1	E200.8	12/03/08 21:35/eli-c

Report RL - Analyte reporting limit.
Definitions: QCL - Quality control limit.
MDC - Minimum detectable concentration

MCL - Maximum contaminant level.
ND - Not detected at the reporting limit.
D - RL increased due to sample matrix interference.

Page 37 of 42



LABORATORY ANALYTICAL REPORT

Client: RESPEC Inc
Project: Edgemont
Lab ID: R08110211-013
Client Sample ID: DewBurd GW615

Report Date: 01/29/09
Collection Date: 11/18/08 15:00
Date Received: 11/19/08
Matrix: AQUEOUS

Analyses	Result	Units	Qual	RL	MCL/ QCL	DF	Method	Analysis Date / By
METALS - DISSOLVED								
Uranium	0.0026	mg/L		0.0003		1	E200.8	12/03/08 21:35/eli-c
Vanadium	ND	mg/L		0.1		1	E200.8	12/03/08 21:35/eli-c
Zinc	ND	mg/L		0.01		1	E200.8	12/03/08 21:35/eli-c
METALS - SUSPENDED								
Uranium	ND	mg/L		0.0003		1	E200.8	12/11/08 04:39/eli-c
METALS - SPECIATED								
Selenium-IV	ND	mg/L		0.001		1	A3114 B	12/04/08 16:09/eli-c
Selenium-VI	ND	mg/L		0.001		1	A3114 B	12/05/08 11:31/eli-c
RADIONUCLIDES - DISSOLVED								
Gross Alpha	13.9	pCi/L				1	E900.0	12/24/08 13:29/eli-ca
Gross Alpha precision (±)	2.9	pCi/L				1	E900.0	12/24/08 13:29/eli-ca
Gross Alpha MDC	3.2	pCi/L				1	E900.0	12/24/08 13:29/eli-ca
Gross Beta	4.2	pCi/L				1	E900.0	12/24/08 13:29/eli-ca
Gross Beta precision (±)	2.2	pCi/L				1	E900.0	12/24/08 13:29/eli-ca
Gross Beta MDC	3.5	pCi/L				1	E900.0	12/24/08 13:29/eli-ca
Lead 210	-0.2	pCi/L	U			1	E909.0M	12/11/08 10:00/eli-c
Lead 210 precision (±)	2.6	pCi/L				1	E909.0M	12/11/08 10:00/eli-c
Lead 210 MDC	4.4	pCi/L				1	E909.0M	12/11/08 10:00/eli-c
Polonium 210	0.1	pCi/L	U	1.0		1	RMO-3008	12/11/08 10:19/eli-c
Polonium 210 precision (±)	0.24	pCi/L				1	RMO-3008	12/11/08 10:19/eli-c
Radium 226	1.9	pCi/L				1	E903.0	12/17/08 00:57/eli-ca
Radium 226 precision (±)	0.3	pCi/L				1	E903.0	12/17/08 00:57/eli-ca
Radium 226 MDC	0.2	pCi/L				1	E903.0	12/17/08 00:57/eli-ca
Thorium 230	0.1	pCi/L	U	0.2		1	E907.0	12/12/08 16:26/eli-c
Thorium 230 precision (±)	0.09	pCi/L				1	E907.0	12/12/08 16:26/eli-c
Gross Gamma	960	pCi/L		20		1	E901.1	12/03/08 15:07/eli-c
Gross Gamma precision (±)	190	pCi/L				1	E901.1	12/03/08 15:07/eli-c
RADIONUCLIDES - SUSPENDED								
Lead 210	0.5	pCi/L	U			1	E909.0M	12/18/08 07:13/eli-c
Lead 210 precision (±)	5.4	pCi/L				1	E909.0M	12/18/08 07:13/eli-c
Lead 210 MDC	9.0	pCi/L				1	E909.0M	12/18/08 07:13/eli-c
Polonium 210	0.097	pCi/L	U			1	RMO-3008	12/30/08 08:57/eli-c
Polonium 210 precision (±)	0.28	pCi/L				1	RMO-3008	12/30/08 08:57/eli-c
Radium 226	0.04	pCi/L	U			1	E903.0	12/18/08 17:20/eli-c
Radium 226 precision (±)	0.3	pCi/L				1	E903.0	12/18/08 17:20/eli-c

Report RL - Analyte reporting limit.
Definitions: QCL - Quality control limit.
MDC - Minimum detectable concentration

MCL - Maximum contaminant level.
ND - Not detected at the reporting limit.
U - Not detected at minimum detectable concentration

Page 38 of 42



LABORATORY ANALYTICAL REPORT

Client: RESPEC Inc
Project: Edgemont
Lab ID: R08110211-013
Client Sample ID: DewBurd GW615

Report Date: 01/29/09
Collection Date: 11/18/08 15:00
Date Received: 11/19/08
Matrix: AQUEOUS

Analyses	Result	Units	Qual	RL	MCL/ QCL	DF	Method	Analysis Date / By
RADIONUCLIDES - SUSPENDED								
Radium 226 MDC	0.4	pCi/L				1	E903.0	12/18/08 17:20/eli-c
Thorium 230	-0.2	pCi/L	U	0.2		1	E907.0	12/11/08 15:00/eli-c
Thorium 230 precision (±)	0.05	pCi/L				1	E907.0	12/11/08 15:00/eli-c
RADIONUCLIDES - TOTAL								
Radon 222	1800	pCi/L		100		1	D5072-92	11/23/08 09:20/eli-c
Radon 222 precision (±)	99.1	pCi/L				1	D5072-92	11/23/08 09:20/eli-c
TOTAL METALS ANALYSES								
Antimony	ND	mg/L		0.003		1	E200.8	12/05/08 08:12/eli-c
Arsenic	0.022	mg/L		0.001		1	E200.8	12/05/08 08:12/eli-c
Barium	ND	mg/L		0.1		1	E200.8	12/05/08 08:12/eli-c
Beryllium	ND	mg/L		0.001		1	E200.8	12/05/08 08:12/eli-c
Boron	ND	mg/L		0.1		2	E200.7	12/10/08 23:14/eli-c
Cadmium	ND	mg/L		0.005		1	E200.8	12/05/08 08:12/eli-c
Chromium	ND	mg/L		0.05		1	E200.8	12/05/08 08:12/eli-c
Copper	ND	mg/L		0.01		1	E200.8	12/05/08 08:12/eli-c
Iron	1.19	mg/L		0.03		2	E200.7	12/10/08 23:14/eli-c
Lead	ND	mg/L		0.001		1	E200.8	12/05/08 08:12/eli-c
Manganese	0.06	mg/L		0.01		1	E200.8	12/05/08 08:12/eli-c
Mercury	ND	mg/L		0.001		1	E245.1	11/24/08 09:18/eli-b
Molybdenum	ND	mg/L		0.1		1	E200.8	12/05/08 08:12/eli-c
Nickel	ND	mg/L		0.05		1	E200.8	12/05/08 08:12/eli-c
Selenium	ND	mg/L		0.001		1	E200.8	12/05/08 08:12/eli-c
Silver	ND	mg/L		0.005		1	E200.8	12/08/08 16:45/eli-c
Strontium	1.3	mg/L		0.1		1	E200.8	12/05/08 08:12/eli-c
Thallium	ND	mg/L		0.001		1	E200.8	12/05/08 08:12/eli-c
Uranium	0.0022	mg/L		0.0003		1	E200.8	12/05/08 08:12/eli-c
Zinc	ND	mg/L		0.01		1	E200.8	12/05/08 08:12/eli-c
DATA QUALITY								
A/C Balance (± 5)	3.16	%				1	A1030 E	01/29/09 00:00/jmh
Anions	11.1	meq/L				1	A1030 E	01/29/09 00:00/jmh
Cations	11.8	meq/L				1	A1030 E	01/29/09 00:00/jmh
Solids, Total Dissolved Calculated	747	mg/L				1	A1030 E	01/29/09 00:00/jmh
TDS Balance (0.80 - 1.20)	0.940					1	A1030 E	01/29/09 00:00/jmh

Report RL - Analyte reporting limit.
Definitions: QCL - Quality control limit.
MDC - Minimum detectable concentration

MCL - Maximum contaminant level.
ND - Not detected at the reporting limit.
U - Not detected at minimum detectable concentration

Page 39 of 42



LABORATORY ANALYTICAL REPORT

Client: RESPEC Inc
Project: Edgemont
Lab ID: R08110211-014
Client Sample ID: DewBurd GW622

Report Date: 01/29/09
Collection Date: 11/18/08 14:30
Date Received: 11/19/08
Matrix: AQUEOUS

Analyses	Result	Units	Qual	RL	MCL/		Method	Analysis Date / By
					QCL	DF		
MAJOR IONS								
Alkalinity, Total as CaCO3	180	mg/L		5		1	A2320 B	11/25/08 11:54/mb
Carbonate as CO3	ND	mg/L		5		1	A2320 B	11/25/08 11:54/mb
Bicarbonate as HCO3	219	mg/L		5		1	A2320 B	11/25/08 11:54/mb
Calcium	92.4	mg/L		0.5		2	E200.7	12/10/08 18:25/eli-c
Chloride	11	mg/L		1		1	E300.0	11/20/08 23:47/jmh
Fluoride	0.4	mg/L		0.1		1	E300.0	11/20/08 23:47/jmh
Magnesium	31.7	mg/L		0.5		2	E200.7	12/10/08 18:25/eli-c
Nitrogen, Ammonia as N	ND	mg/L		0.1		1	A4500-NH3 G	11/25/08 17:33/jmh
Nitrogen, Nitrate as N	ND	mg/L		0.1		1	E300.0	11/20/08 23:47/jmh
Nitrogen, Nitrite as N	ND	mg/L		0.1		1	E300.0	11/20/08 23:47/jmh
Potassium	10.5	mg/L		0.5		2	E200.7	12/10/08 18:25/eli-c
Sodium	180	mg/L	D	2		2	E200.7	12/10/08 18:25/eli-c
Sulfate	480	mg/L	D	3		50	E300.0	11/21/08 09:06/jmh
Silica	8.5	mg/L		0.2		2	E200.7	12/10/08 18:25/eli-c
PHYSICAL PROPERTIES								
Conductivity @ 25 C	1180	umhos/cm		5.0		1	A2510 B	11/25/08 15:49/tb
Oxidation-Reduction Potential	280	mV				1	A2580 B	11/25/08 16:00/jmh
pH	8.01	s.u.		0.01		1	A4500-H B	11/25/08 15:02/tb
Sodium Adsorption Ratio (SAR)	4.1	unitless		0.10		1	Calculation	01/29/09 11:40/ADM
Solids, Total Dissolved TDS @ 180 C	890	mg/L		5		1	A2540 C	11/21/08 11:50/mb
METALS - DISSOLVED								
Aluminum	ND	mg/L		0.1		1	E200.8	12/03/08 21:55/eli-c
Arsenic	ND	mg/L		0.001		1	E200.8	12/03/08 21:55/eli-c
Barium	ND	mg/L		0.1		1	E200.8	12/03/08 21:55/eli-c
Boron	ND	mg/L		0.1		2	E200.7	12/10/08 18:25/eli-c
Cadmium	ND	mg/L		0.005		1	E200.8	12/03/08 21:55/eli-c
Chromium	ND	mg/L		0.05		1	E200.8	12/03/08 21:55/eli-c
Copper	ND	mg/L		0.01		1	E200.8	12/03/08 21:55/eli-c
Iron	ND	mg/L		0.03		2	E200.7	12/10/08 18:25/eli-c
Lead	ND	mg/L		0.001		1	E200.8	12/03/08 21:55/eli-c
Manganese	0.17	mg/L		0.01		1	E200.8	12/03/08 21:55/eli-c
Mercury	ND	mg/L		0.001		1	E200.8	12/03/08 21:55/eli-c
Molybdenum	ND	mg/L		0.1		1	E200.8	12/03/08 21:55/eli-c
Nickel	ND	mg/L		0.05		1	E200.8	12/03/08 21:55/eli-c
Selenium	ND	mg/L		0.001		1	A3114 B	12/05/08 10:21/eli-c
Silver	ND	mg/L		0.005		1	E200.8	12/08/08 18:33/eli-c
Thorium 232	ND	mg/L		0.005		1	E200.8	12/03/08 21:55/eli-c

Report RL - Analyte reporting limit.
Definitions: QCL - Quality control limit.
MDC - Minimum detectable concentration

MCL - Maximum contaminant level.
ND - Not detected at the reporting limit.
D - RL increased due to sample matrix interference.

Page 40 of 42



LABORATORY ANALYTICAL REPORT

Client: RESPEC Inc
Project: Edgemont
Lab ID: R08110211-014
Client Sample ID: DewBurd GW622

Report Date: 01/29/09
Collection Date: 11/18/08 14:30
Date Received: 11/19/08
Matrix: AQUEOUS

Analyses	Result	Units	Qual	RL	MCL/ QCL	DF	Method	Analysis Date / By
METALS - DISSOLVED								
Uranium	0.0055	mg/L		0.0003		1	E200.8	12/03/08 21:55/eli-c
Vanadium	ND	mg/L		0.1		1	E200.8	12/03/08 21:55/eli-c
Zinc	ND	mg/L		0.01		1	E200.8	12/03/08 21:55/eli-c
METALS - SUSPENDED								
Uranium	ND	mg/L		0.0003		1	E200.8	12/11/08 04:45/eli-c
METALS - SPECIATED								
Selenium-IV	ND	mg/L		0.001		1	A3114 B	12/04/08 16:11/eli-c
Selenium-VI	ND	mg/L		0.001		1	A3114 B	12/05/08 11:31/eli-c
RADIONUCLIDES - DISSOLVED								
Gross Alpha	32.6	pCi/L				1	E900.0	12/24/08 13:29/eli-c
Gross Alpha precision (±)	4.6	pCi/L				1	E900.0	12/24/08 13:29/eli-c
Gross Alpha MDC	4.2	pCi/L				1	E900.0	12/24/08 13:29/eli-c
Gross Beta	17.6	pCi/L				1	E900.0	12/24/08 13:29/eli-c
Gross Beta precision (±)	2.7	pCi/L				1	E900.0	12/24/08 13:29/eli-c
Gross Beta MDC	4.1	pCi/L				1	E900.0	12/24/08 13:29/eli-c
Lead 210	-2	pCi/L	U			1	E909.0M	12/11/08 10:00/eli-c
Lead 210 precision (±)	5.2	pCi/L				1	E909.0M	12/11/08 10:00/eli-c
Lead 210 MDC	8.7	pCi/L				1	E909.0M	12/11/08 10:00/eli-c
Polonium 210	0.1	pCi/L	U	1.0		1	RMO-3008	12/11/08 10:19/eli-c
Polonium 210 precision (±)	0.24	pCi/L				1	RMO-3008	12/11/08 10:19/eli-c
Radium 226	2.9	pCi/L				1	E903.0	12/17/08 00:57/eli-c
Radium 226 precision (±)	0.3	pCi/L				1	E903.0	12/17/08 00:57/eli-c
Radium 226 MDC	0.2	pCi/L				1	E903.0	12/17/08 00:57/eli-c
Thorium 230	0.1	pCi/L	U	0.2		1	E907.0	12/15/08 08:55/eli-c
Thorium 230 precision (±)	0.1	pCi/L				1	E907.0	12/15/08 08:55/eli-c
Gross Gamma	910	pCi/L		20		1	E901.1	12/03/08 15:07/eli-c
Gross Gamma precision (±)	210	pCi/L				1	E901.1	12/03/08 15:07/eli-c
RADIONUCLIDES - SUSPENDED								
Lead 210	0.0	pCi/L	U			1	E909.0M	12/18/08 07:13/eli-c
Lead 210 precision (±)	5.4	pCi/L				1	E909.0M	12/18/08 07:13/eli-c
Lead 210 MDC	9.0	pCi/L				1	E909.0M	12/18/08 07:13/eli-c
Polonium 210	0.24	pCi/L	U			1	RMO-3008	12/30/08 08:57/eli-c
Polonium 210 precision (±)	0.42	pCi/L				1	RMO-3008	12/30/08 08:57/eli-c
Radium 226	-0.1	pCi/L	U			1	E903.0	12/18/08 17:20/eli-c
Radium 226 precision (±)	0.2	pCi/L				1	E903.0	12/18/08 17:20/eli-c

Report RL - Analyte reporting limit.
Definitions: QCL - Quality control limit.
MDC - Minimum detectable concentration

MCL - Maximum contaminant level.
ND - Not detected at the reporting limit.
U - Not detected at minimum detectable concentration

Page 41 of 42



LABORATORY ANALYTICAL REPORT

Client: RESPEC Inc
Project: Edgemont
Lab ID: R08110211-014
Client Sample ID: DewBurd GW622

Report Date: 01/29/09
Collection Date: 11/18/08 14:30
Date Received: 11/19/08
Matrix: AQUEOUS

Analyses	Result	Units	Qual	RL	MCL/ QCL	DF	Method	Analysis Date / By
RADIONUCLIDES - SUSPENDED								
Radium 226 MDC	0.4	pCi/L				1	E903.0	12/18/08 17:20/eli-c
Thorium 230	0.1	pCi/L	U	0.2		1	E907.0	12/11/08 15:00/eli-c
Thorium 230 precision (±)	0.05	pCi/L				1	E907.0	12/11/08 15:00/eli-c
RADIONUCLIDES - TOTAL								
Radon 222	1280	pCi/L		100		1	D5072-92	11/23/08 09:20/eli-c
Radon 222 precision (±)	93.3	pCi/L				1	D5072-92	11/23/08 09:20/eli-c
TOTAL METALS ANALYSES								
Antimony	ND	mg/L		0.003		1	E200.8	12/05/08 08:45/eli-c
Arsenic	0.002	mg/L		0.001		1	E200.8	12/05/08 08:45/eli-c
Barium	ND	mg/L		0.1		1	E200.8	12/05/08 08:45/eli-c
Beryllium	ND	mg/L		0.001		1	E200.8	12/05/08 08:45/eli-c
Boron	ND	mg/L		0.1		2	E200.7	12/10/08 23:18/eli-c
Cadmium	ND	mg/L		0.005		1	E200.8	12/05/08 08:45/eli-c
Chromium	ND	mg/L		0.05		1	E200.8	12/05/08 08:45/eli-c
Copper	ND	mg/L		0.01		1	E200.8	12/05/08 08:45/eli-c
Iron	0.95	mg/L		0.03		2	E200.7	12/10/08 23:18/eli-c
Lead	ND	mg/L		0.001		1	E200.8	12/05/08 08:45/eli-c
Manganese	0.18	mg/L		0.01		1	E200.8	12/05/08 08:45/eli-c
Mercury	ND	mg/L		0.001		1	E245.1	11/24/08 09:21/eli-b
Molybdenum	ND	mg/L		0.1		1	E200.8	12/05/08 08:45/eli-c
Nickel	ND	mg/L		0.05		1	E200.8	12/05/08 08:45/eli-c
Selenium	ND	mg/L		0.001		1	E200.8	12/05/08 08:45/eli-c
Silver	ND	mg/L		0.005		1	E200.8	12/08/08 16:51/eli-c
Strontium	1.5	mg/L		0.1		1	E200.8	12/05/08 08:45/eli-c
Thallium	ND	mg/L		0.001		1	E200.8	12/05/08 08:45/eli-c
Uranium	0.0051	mg/L		0.0003		1	E200.8	12/05/08 08:45/eli-c
Zinc	ND	mg/L		0.01		1	E200.8	12/05/08 08:45/eli-c
DATA QUALITY								
A/C Balance (± 5)	4.85	%				1	A1030 E	01/29/09 00:00/jmh
Anions	13.9	meq/L				1	A1030 E	01/29/09 00:00/jmh
Cations	15.4	meq/L				1	A1030 E	01/29/09 00:00/jmh
Solids, Total Dissolved Calculated	938	mg/L				1	A1030 E	01/29/09 00:00/jmh
TDS Balance (0.80 - 1.20)	0.950					1	A1030 E	01/29/09 00:00/jmh

Report RL - Analyte reporting limit.
Definitions: QCL - Quality control limit.
MDC - Minimum detectable concentration

MCL - Maximum contaminant level.
ND - Not detected at the reporting limit.
U - Not detected at minimum detectable concentration

Page 42 of 42



QA/QC Summary Report

Client: RESPEC Inc

Project: Edgemont

Report Date: 01/29/09

Work Order: R08110211

Analyte	Result	Units	RL	%REC	Low Limit	High Limit	RPD	RPDLimit	Qual
Method: A2320 B			Batch: 081125A-ALK-SEL-W						
Sample ID: LCS1_081125A	Laboratory Control Sample					Run: PH_COND1-R_081125A			11/25/08 08:40
Alkalinity, Total as CaCO3	940	mg/L	5.0	94	90	110			
Sample ID: MBLK1_081125A	Method Blank					Run: PH_COND1-R_081125A			11/25/08 08:41
Alkalinity, Total as CaCO3	ND	mg/L	3						
Sample ID: R08110211-005AMS	Sample Matrix Spike					Run: PH_COND1-R_081125A			11/25/08 11:30
Alkalinity, Total as CaCO3	376	mg/L	5.0	119	80	120			
Sample ID: R08110211-005AMSD	Sample Matrix Spike Duplicate					Run: PH_COND1-R_081125A			11/25/08 11:32
Alkalinity, Total as CaCO3	374	mg/L	5.0	117	80	120	0.5	10	
Sample ID: R08110211-014AMS	Sample Matrix Spike					Run: PH_COND1-R_081125A			11/25/08 11:56
Alkalinity, Total as CaCO3	300	mg/L	5.0	113	80	120			
Sample ID: R08110211-014AMSD	Sample Matrix Spike Duplicate					Run: PH_COND1-R_081125A			11/25/08 11:59
Alkalinity, Total as CaCO3	300	mg/L	5.0	113	80	120	0	10	
Method: A2510 B			Batch: 081125_1_COND-PROBE-W						
Sample ID: LCS_COND-1_081125	Laboratory Control Sample					Run: PH_COND2-R_081125B			11/25/08 15:23
Conductivity @ 25 C	1410	umhos/cm	5.0	100	90	110			
Sample ID: LCS1-1_081125	Laboratory Control Sample					Run: PH_COND2-R_081125B			11/25/08 15:24
Conductivity @ 25 C	149	umhos/cm	5.0	99	90	110			
Sample ID: LCS2-1_081125	Laboratory Control Sample					Run: PH_COND2-R_081125B			11/25/08 15:26
Conductivity @ 25 C	4960	umhos/cm	5.0	99	90	110			
Sample ID: MBLK-1_081125	Method Blank					Run: PH_COND2-R_081125B			11/25/08 15:23
Conductivity @ 25 C	ND	umhos/cm	5						
Sample ID: R08110211-010ADUP	Sample Duplicate					Run: PH_COND2-R_081125B			11/25/08 15:42
Conductivity @ 25 C	1170	umhos/cm	5.0				0.9	10	

Qualifiers:

RL - Analyte reporting limit.

ND - Not detected at the reporting limit.



QA/QC Summary Report

Client: RESPEC Inc

Project: Edgemont

Report Date: 01/29/09

Work Order: R08110211

Analyte	Result	Units	RL	%REC	Low Limit	High Limit	RPD	RPDLimit	Qual
Method: A2540 C							Batch: 081121A-SLDS-TDS-W		
Sample ID: LCS1_081121A	Laboratory Control Sample				Run: BAL-4-R_081121A				11/21/08 10:50
Solids, Total Dissolved TDS @ 180 C	190	mg/L	5.0	92	90	110			
Sample ID: MBLK1_081121A	Method Blank				Run: BAL-4-R_081121A				11/21/08 10:52
Solids, Total Dissolved TDS @ 180 C	6	mg/L	3						
Sample ID: R08110211-004AMS	Sample Matrix Spike				Run: BAL-4-R_081121A				11/21/08 11:32
Solids, Total Dissolved TDS @ 180 C	980	mg/L	5.0	101	80	120			
Sample ID: R08110211-004AMSD	Sample Matrix Spike Duplicate				Run: BAL-4-R_081121A				11/21/08 11:33
Solids, Total Dissolved TDS @ 180 C	990	mg/L	5.0	103	80	120	0.4	10	
Sample ID: R08110211-014AMS	Sample Matrix Spike				Run: BAL-4-R_081121A				11/21/08 11:51
Solids, Total Dissolved TDS @ 180 C	1100	mg/L	5.0	117	80	120			
Sample ID: R08110211-014AMSD	Sample Matrix Spike Duplicate				Run: BAL-4-R_081121A				11/21/08 11:51
Solids, Total Dissolved TDS @ 180 C	1100	mg/L	5.0	111	80	120	1.1	10	
Method: A2580 B							Batch: 081125-ORP-ISE-W		
Sample ID: LCS	Laboratory Control Sample				Run: PH_COND1-R_081125B				11/25/08 16:00
Oxidation-Reduction Potential	480	mV		101	95	105			
Sample ID: R08110211-001F	Sample Duplicate				Run: PH_COND1-R_081125B				11/25/08 16:00
Oxidation-Reduction Potential	310	mV					6.7	10	
Sample ID: R08110211-011F	Sample Duplicate				Run: PH_COND1-R_081125B				11/25/08 16:00
Oxidation-Reduction Potential	280	mV					0.1	10	
Method: A3114 B							Batch: C_SE3114-081205		
Sample ID: MBLK	Method Blank				Run: SUB-C111885				12/05/08 09:31
Selenium	ND	mg/L	0.0003						
Sample ID: 288-178-1	Laboratory Control Sample				Run: SUB-C111885				12/05/08 09:33
Selenium	0.049	mg/L	0.0010	99	90	110			
Sample ID: R08110211-001E	Sample Matrix Spike				Run: SUB-C111885				12/05/08 09:40
Selenium	0.047	mg/L	0.0010	93	85	115			
Sample ID: R08110211-001E	Sample Matrix Spike Duplicate				Run: SUB-C111885				12/05/08 09:42
Selenium	0.047	mg/L	0.0010	95	85	115	1.9	15	
Sample ID: R08110211-011E	Sample Matrix Spike				Run: SUB-C111885				12/05/08 10:12
Selenium	0.045	mg/L	0.0010	90	85	115			
Sample ID: R08110211-011E	Sample Matrix Spike Duplicate				Run: SUB-C111885				12/05/08 10:14
Selenium	0.046	mg/L	0.0010	92	85	115	2.7	15	

Qualifiers:

RL - Analyte reporting limit.

ND - Not detected at the reporting limit.



QA/QC Summary Report

Client: RESPEC Inc
Project: Edgemont

Report Date: 01/29/09
Work Order: R08110211

Analyte	Result	Units	RL	%REC	Low Limit	High Limit	RPD	RPDLimit	Qual
Method: A3114 B							Batch: C_SEIV3114-081204		
Sample ID: MBLK Selenium-IV	Method Blank ND	mg/L	0.0003			Run: SUB-C111846			12/04/08 15:21
Sample ID: 288-178-1 Selenium-IV	Laboratory Control Sample 0.051	mg/L	0.0010	101	90	110			12/04/08 15:23
Sample ID: R08110211-001E Selenium-IV	Sample Matrix Spike 0.052	mg/L	0.0010	104	85	115			12/04/08 15:30
Sample ID: R08110211-001E Selenium-IV	Sample Matrix Spike Duplicate 0.053	mg/L	0.0010	106	85	115	1.8	10	12/04/08 15:32
Sample ID: R08110211-011E Selenium-IV	Sample Matrix Spike 0.050	mg/L	0.0010	99	85	115			12/04/08 16:02
Sample ID: R08110211-011E Selenium-IV	Sample Matrix Spike Duplicate 0.048	mg/L	0.0010	95	85	115	4.1	10	12/04/08 16:04
Method: A4500-H B							Batch: 081125_1_PH-W		
Sample ID: LCS_pH-1_081125 pH	Laboratory Control Sample 6.86	s.u.	0.010	100	98.55	101.45			11/25/08 14:42
Sample ID: R08110211-010ADUP pH	Sample Duplicate 8.24	s.u.	0.010			Run: PH_COND2-R_081125A	0	1.25	11/25/08 14:57

Qualifiers:

RL - Analyte reporting limit.

ND - Not detected at the reporting limit.



QA/QC Summary Report

Client: RESPEC Inc
Project: Edgemont

Report Date: 01/29/09
Work Order: R08110211

Analyte	Result	Units	RL	%REC	Low Limit	High Limit	RPD	RPDLimit	Qual
Method: A4500-NH3 G		Batch: A2008-11-25_2_NH3_01							
Sample ID: MBLK-2 Nitrogen, Ammonia as N	Method Blank ND	mg/L	0.01						
						Run: TECHAA2-R_081125A			11/25/08 14:44
Sample ID: LFB-3 Nitrogen, Ammonia as N	Laboratory Fortified Blank 0.26	mg/L	0.10	105	90	110			11/25/08 14:45
						Run: TECHAA2-R_081125A			11/25/08 14:46
Sample ID: LFB-4 Nitrogen, Ammonia as N	Laboratory Fortified Blank 0.26	mg/L	0.10	105	90	110			11/25/08 14:46
						Run: TECHAA2-R_081125A			11/25/08 17:11
Sample ID: R08110211-001BMS Nitrogen, Ammonia as N	Sample Matrix Spike 0.25	mg/L	0.10	101	80	120			11/25/08 17:12
						Run: TECHAA2-R_081125A			11/25/08 17:12
Sample ID: R08110211-001BMSD Nitrogen, Ammonia as N	Sample Matrix Spike Duplicate 0.25	mg/L	0.10	99	80	120	1.6	10	11/25/08 17:25
						Run: TECHAA2-R_081125A			11/25/08 17:26
Sample ID: R08110211-008BMS Nitrogen, Ammonia as N	Sample Matrix Spike 0.43	mg/L	0.10	108	80	120			11/25/08 17:38
						Run: TECHAA2-R_081125A			11/25/08 17:39
Sample ID: R08110211-008BMSD Nitrogen, Ammonia as N	Sample Matrix Spike Duplicate 0.42	mg/L	0.10	107	80	120	0.9	10	11/25/08 17:39
						Run: TECHAA2-R_081125A			11/25/08 17:39
Sample ID: R08110220-001CMS Nitrogen, Ammonia as N	Sample Matrix Spike 0.24	mg/L	0.10	94	80	120			11/25/08 17:39
						Run: TECHAA2-R_081125A			11/25/08 17:39
Sample ID: R08110220-001CMSD Nitrogen, Ammonia as N	Sample Matrix Spike Duplicate 0.24	mg/L	0.10	96	80	120	2.1	10	11/25/08 17:39
						Run: TECHAA2-R_081125A			11/25/08 17:39
Method: D5072-92		Batch: C_R111404							
Sample ID: R08110211-014G Radon 222	Sample Duplicate 1340	pCi/L	100						
						Run: SUB-C111404			11/23/08 09:20
Sample ID: MB-R111404 Radon 222	Method Blank 50	pCi/L					4.4	30	11/23/08 09:20
						Run: SUB-C111404			U
Sample ID: LCS-R111404 Radon 222	Laboratory Control Sample 303	pCi/L	100	83	70	130			11/23/08 09:20
						Run: SUB-C111404			11/23/08 09:20

Qualifiers:

RL - Analyte reporting limit.

ND - Not detected at the reporting limit.

U - Not detected at minimum detectable concentration



QA/QC Summary Report

Client: RESPEC Inc
Project: Edgemont

Report Date: 01/29/09
Work Order: R08110211

Analyte	Result	Units	RL	%REC	Low Limit	High Limit	RPD	RPDLimit	Qual
Method: E200.7							Batch: C_20705		
Sample ID: MB-20705	Method Blank		Run: SUB-C112228				12/12/08 19:30		
Boron	0.02	mg/L	0.01						
Iron	ND	mg/L	0.009						
Zinc	0.002	mg/L	0.001						
Sample ID: LCS3-20705	Laboratory Control Sample		Run: SUB-C112228				12/12/08 19:34		
Boron	0.530	mg/L	0.10	106	85	115			
Iron	2.66	mg/L	0.030	106	85	115			
Zinc	0.515	mg/L	0.010	103	85	115			
Sample ID: C08120017-002AMS3	Sample Matrix Spike		Run: SUB-C112228				12/12/08 19:58		
Boron	0.898	mg/L	0.13	109	70	130			
Iron	4.92	mg/L	0.087	124	70	130			
Zinc	0.610	mg/L	0.014	110	70	130			
Sample ID: C08120017-002AMSD3	Sample Matrix Spike Duplicate		Run: SUB-C112228				12/12/08 20:02		
Boron	0.830	mg/L	0.13	95	70	130	7.9	20	
Iron	4.64	mg/L	0.087	113	70	130	5.8	20	
Zinc	0.561	mg/L	0.014	100	70	130	8.4	20	

Qualifiers:

RL - Analyte reporting limit.

ND - Not detected at the reporting limit.



QA/QC Summary Report

Client: RESPEC Inc
Project: Edgemont

Report Date: 01/29/09
Work Order: R08110211

Analyte	Result	Units	RL	%REC	Low Limit	High Limit	RPD	RPDLimit	Qual
Method: E200.7							Batch: C_R112099		
Sample ID: R08110211-001C	Sample Matrix Spike		Run: SUB-C112099				12/10/08 16:28		
Boron	2.00	mg/L	0.10	100	70	130			
Iron	2.00	mg/L	0.030	100	70	130			
Silicon	0.733	mg/L	0.10	92	70	130			
Calcium	103	mg/L	1.0	103	70	130			
Magnesium	101	mg/L	1.0	101	70	130			
Potassium	92.3	mg/L	1.0	92	70	130			
Sodium	101	mg/L	1.5	101	70	130			
Silica	1.57	mg/L	0.21	92	70	130			
Sample ID: R08110211-001C	Sample Matrix Spike Duplicate		Run: SUB-C112099				12/10/08 16:32		
Boron	2.04	mg/L	0.10	102	70	130	1.6	20	
Iron	2.02	mg/L	0.030	101	70	130	0.8	20	
Silicon	0.742	mg/L	0.10	93	70	130	1.2	20	
Calcium	104	mg/L	1.0	104	70	130	1.6	20	
Magnesium	102	mg/L	1.0	102	70	130	1.2	20	
Potassium	92.1	mg/L	1.0	92	70	130	0.2	20	
Sodium	102	mg/L	1.5	102	70	130	0.8	20	
Silica	1.59	mg/L	0.21	93	70	130	1.2	20	
Sample ID: R08110211-011C	Sample Matrix Spike		Run: SUB-C112099				12/10/08 18:05		
Boron	2.11	mg/L	0.10	101	70	130			
Iron	2.04	mg/L	0.030	102	70	130			
Silicon	5.05	mg/L	0.10		70	130			A
Calcium	148	mg/L	1.0	103	70	130			
Magnesium	119	mg/L	1.0	103	70	130			
Potassium	96.2	mg/L	1.0	89	70	130			
Sodium	280	mg/L	1.5	101	70	130			
Silica	10.8	mg/L	0.21		70	130			A
Sample ID: R08110211-011C	Sample Matrix Spike Duplicate		Run: SUB-C112099				12/10/08 18:09		
Boron	2.17	mg/L	0.10	104	70	130	2.8	20	
Iron	2.09	mg/L	0.030	104	70	130	2.2	20	
Silicon	5.14	mg/L	0.10		70	130	1.8	20	A
Calcium	151	mg/L	1.0	105	70	130	1.8	20	
Magnesium	120	mg/L	1.0	104	70	130	0.9	20	
Potassium	97.8	mg/L	1.0	90	70	130	1.6	20	
Sodium	278	mg/L	1.5	99	70	130	0.5	20	
Silica	11.0	mg/L	0.21		70	130	1.8	20	A
Sample ID: R08110211-001D	Sample Matrix Spike		Run: SUB-C112099				12/10/08 22:17		
Boron	2.07	mg/L	0.10	103	70	130			
Iron	2.10	mg/L	0.030	103	70	130			
Silicon	0.766	mg/L	0.10	96	70	130			
Calcium	107	mg/L	1.0	106	70	130			

Qualifiers:

RL - Analyte reporting limit.

A - The analyte level was greater than four times the spike level. In accordance with the method % recovery is not calculated.

ND - Not detected at the reporting limit.



QA/QC Summary Report

Client: RESPEC Inc
Project: Edgemont

Report Date: 01/29/09
Work Order: R08110211

Analyte	Result	Units	RL	%REC	Low Limit	High Limit	RPD	RPDLimit	Qual
Method: E200.7							Batch: C_R112099		
Sample ID: R08110211-001D	Sample Matrix Spike		Run: SUB-C112099				12/10/08 22:17		
Magnesium	106	mg/L	1.0	106	70	130			
Potassium	93.4	mg/L	1.0	93	70	130			
Sodium	100.0	mg/L	1.1	100	70	130			
Silica	1.64	mg/L	0.21	82	70	130			
Sample ID: R08110211-001D	Sample Matrix Spike Duplicate		Run: SUB-C112099				12/10/08 22:21		
Boron	2.03	mg/L	0.10	101	70	130	1.9	20	
Iron	2.04	mg/L	0.030	100	70	130	2.9	20	
Silicon	0.753	mg/L	0.10	94	70	130	1.7	20	
Calcium	104	mg/L	1.0	103	70	130	2.9	20	
Magnesium	102	mg/L	1.0	102	70	130	3.9	20	
Potassium	91.0	mg/L	1.0	91	70	130	2.6	20	
Sodium	98.9	mg/L	1.1	99	70	130	1.1	20	
Silica	1.61	mg/L	0.21	81	70	130	1.7	20	
Method: E200.7_8							Batch: C_R112099		
Sample ID: MB-081210A	Method Blank		Run: SUB-C112099				12/10/08 12:20		
Boron	0.03	mg/L	0.008						
Iron	ND	mg/L	0.005						
Silicon	ND	mg/L	0.02						
Calcium	ND	mg/L	0.1						
Magnesium	ND	mg/L	0.04						
Potassium	ND	mg/L	0.02						
Sodium	ND	mg/L	0.8						
Silica	ND	mg/L	0.04						
Sample ID: LFB-081210A	Laboratory Fortified Blank		Run: SUB-C112099				12/10/08 12:24		
Boron	1.08	mg/L	0.10	105	85	125			
Iron	1.07	mg/L	0.030	107	85	125			
Silicon	0.381	mg/L	0.021	95	85	125			
Calcium	53.2	mg/L	0.50	106	85	125			
Magnesium	53.8	mg/L	0.50	108	85	125			
Potassium	44.8	mg/L	0.50	90	85	125			
Sodium	49.0	mg/L	0.77	98	85	125			
Silica	0.815	mg/L	0.044	95	85	125			

Qualifiers:

RL - Analyte reporting limit.

ND - Not detected at the reporting limit.



QA/QC Summary Report

Client: RESPEC Inc

Report Date: 01/29/09

Project: Edgemont

Work Order: R08110211

Analyte	Result	Units	RL	%REC	Low Limit	High Limit	RPD	RPDLimit	Qual
Method: E200.8							Batch: C_20705		
Sample ID: MB-20705	Method Blank		Run: SUB-C111977				12/08/08 19:21		
Antimony	0.0008	mg/L	0.0002						
Arsenic	0.005	mg/L	5E-05						
Barium	ND	mg/L	9E-05						
Beryllium	ND	mg/L	0.0001						
Cadmium	3E-05	mg/L	3E-05						
Chromium	0.002	mg/L	5E-05						
Copper	0.003	mg/L	0.0002						
Lead	ND	mg/L	5E-05						
Manganese	ND	mg/L	3E-05						
Molybdenum	ND	mg/L	5E-05						
Nickel	0.0008	mg/L	6E-05						
Selenium	ND	mg/L	0.0002						
Silver	ND	mg/L	4E-05						
Strontium	0.0002	mg/L	8E-05						
Thallium	ND	mg/L	3E-05						
Uranium	ND	mg/L	3E-05						
Sample ID: LCS3-20705	Laboratory Control Sample		Run: SUB-C111977				12/08/08 19:27		
Antimony	0.537	mg/L	0.050	107	85	115			
Arsenic	0.517	mg/L	0.0010	102	85	115			
Barium	0.512	mg/L	0.10	102	85	115			
Beryllium	0.244	mg/L	0.010	98	85	115			
Cadmium	0.249	mg/L	0.010	100	85	115			
Chromium	0.486	mg/L	0.050	97	85	115			
Copper	0.473	mg/L	0.010	94	85	115			
Lead	0.495	mg/L	0.050	99	85	115			
Manganese	2.38	mg/L	0.010	95	85	115			
Molybdenum	0.508	mg/L	0.10	102	85	115			
Nickel	0.477	mg/L	0.050	95	85	115			
Selenium	0.507	mg/L	0.0010	101	85	115			
Silver	0.0534	mg/L	0.010	107	85	115			
Strontium	0.540	mg/L	0.10	108	85	115			
Thallium	0.508	mg/L	0.10	102	85	115			
Uranium	0.537	mg/L	0.00030	107	85	115			
Zinc	0.456	mg/L	0.010	91	85	115			
Sample ID: C08120017-002AMS3	Sample Matrix Spike		Run: SUB-C111977				12/08/08 20:15		
Antimony	0.553	mg/L	0.050	110	70	130			
Arsenic	0.535	mg/L	0.0010	104	70	130			
Barium	0.686	mg/L	0.10	107	70	130			
Beryllium	0.241	mg/L	0.010	96	70	130			
Cadmium	0.247	mg/L	0.010	99	70	130			
Chromium	0.490	mg/L	0.050	97	70	130			

Qualifiers:

RL - Analyte reporting limit.

ND - Not detected at the reporting limit.



QA/QC Summary Report

Client: RESPEC Inc

Project: Edgemont

Report Date: 01/29/09

Work Order: R08110211

Analyte	Result	Units	RL	%REC	Low Limit	High Limit	RPD	RPDLimit	Qual
Method: E200.8							Batch: C_20705		
Sample ID: C08120017-002AMS3	Sample Matrix Spike		Run: SUB-C111977				12/08/08 20:15		
Copper	0.474	mg/L	0.010	93	70	130			
Lead	0.514	mg/L	0.050	102	70	130			
Manganese	2.83	mg/L	0.010	96	70	130			
Molybdenum	0.764	mg/L	0.10	107	70	130			
Nickel	0.475	mg/L	0.050	94	70	130			
Selenium	0.561	mg/L	0.0010	100	70	130			
Silver	0.0529	mg/L	0.010	106	70	130			
Strontium	0.972	mg/L	0.10	109	70	130			
Thallium	0.502	mg/L	0.10	100	70	130			
Uranium	0.572	mg/L	0.00030	113	70	130			
Zinc	0.472	mg/L	0.010	89	70	130			
Sample ID: C08120017-002AMSD3	Sample Matrix Spike Duplicate		Run: SUB-C111977				12/08/08 20:49		
Antimony	0.537	mg/L	0.050	107	70	130	2.9	20	
Arsenic	0.523	mg/L	0.0010	101	70	130	2.3	20	
Barium	0.668	mg/L	0.10	103	70	130	2.6	20	
Beryllium	0.235	mg/L	0.010	94	70	130	2.4	20	
Cadmium	0.240	mg/L	0.010	96	70	130	3	20	
Chromium	0.479	mg/L	0.050	95	70	130	2.3	20	
Copper	0.464	mg/L	0.010	91	70	130	2.2	20	
Lead	0.508	mg/L	0.050	101	70	130	1.2	20	
Manganese	2.80	mg/L	0.010	94	70	130	1.3	20	
Molybdenum	0.740	mg/L	0.10	102	70	130	3.1	20	
Nickel	0.463	mg/L	0.050	92	70	130	2.7	20	
Selenium	0.542	mg/L	0.0010	96	70	130	3.5	20	
Silver	0.0517	mg/L	0.010	103	70	130	2.4	20	
Strontium	0.957	mg/L	0.10	106	70	130	1.5	20	
Thallium	0.500	mg/L	0.10	100	70	130	0.5	20	
Uranium	0.568	mg/L	0.00030	113	70	130	0.8	20	
Zinc	0.463	mg/L	0.010	87	70	130	2	20	
Sample ID: MB-20705	Method Blank		Run: SUB-C112034				12/09/08 21:52		
Antimony	0.0004	mg/L	0.0002						
Arsenic	0.004	mg/L	5E-05						
Barium	ND	mg/L	9E-05						
Beryllium	ND	mg/L	0.0001						
Cadmium	ND	mg/L	3E-05						
Chromium	0.002	mg/L	5E-05						
Copper	0.003	mg/L	0.0002						
Lead	ND	mg/L	5E-05						
Manganese	0.0003	mg/L	3E-05						
Molybdenum	0.0001	mg/L	5E-05						
Nickel	0.0006	mg/L	6E-05						

Qualifiers:

RL - Analyte reporting limit.

ND - Not detected at the reporting limit.



QA/QC Summary Report

Client: RESPEC Inc

Report Date: 01/29/09

Project: Edgemont

Work Order: R08110211

Analyte	Result	Units	RL	%REC	Low Limit	High Limit	RPD	RPDLimit	Qual
Method: E200.8							Batch: C_20705		
Sample ID: MB-20705	Method Blank		Run: SUB-C112034				12/09/08 21:52		
Selenium	ND	mg/L	0.0002						
Silver	ND	mg/L	4E-05						
Strontium	0.0002	mg/L	8E-05						
Thallium	ND	mg/L	3E-05						
Uranium	ND	mg/L	3E-05						
Zinc	0.001	mg/L	0.0003						
Sample ID: LCS3-20705	Laboratory Control Sample		Run: SUB-C112034				12/09/08 21:58		
Antimony	0.530	mg/L	0.050	106	85	115			
Arsenic	0.504	mg/L	0.0010	100	85	115			
Barium	0.507	mg/L	0.10	101	85	115			
Beryllium	0.237	mg/L	0.010	95	85	115			
Cadmium	0.247	mg/L	0.010	99	85	115			
Chromium	0.485	mg/L	0.050	97	85	115			
Copper	0.475	mg/L	0.010	94	85	115			
Lead	0.504	mg/L	0.050	101	85	115			
Manganese	2.48	mg/L	0.010	99	85	115			
Molybdenum	0.515	mg/L	0.10	103	85	115			
Nickel	0.477	mg/L	0.050	95	85	115			
Selenium	0.490	mg/L	0.0010	98	85	115			
Silver	0.0475	mg/L	0.010	95	85	115			
Strontium	0.518	mg/L	0.10	104	85	115			
Thallium	0.514	mg/L	0.10	103	85	115			
Uranium	0.527	mg/L	0.00030	105	85	115			
Zinc	0.474	mg/L	0.010	95	85	115			
Sample ID: C08120017-002AMS3	Sample Matrix Spike		Run: SUB-C112034				12/09/08 22:46		
Antimony	0.551	mg/L	0.050	110	70	130			
Arsenic	0.529	mg/L	0.0010	103	70	130			
Barium	0.682	mg/L	0.10	106	70	130			
Beryllium	0.225	mg/L	0.010	90	70	130			
Cadmium	0.245	mg/L	0.010	98	70	130			
Chromium	0.478	mg/L	0.050	95	70	130			
Copper	0.482	mg/L	0.010	95	70	130			
Lead	0.520	mg/L	0.050	103	70	130			
Manganese	2.81	mg/L	0.010	95	70	130			
Molybdenum	0.794	mg/L	0.10	113	70	130			
Nickel	0.482	mg/L	0.050	96	70	130			
Selenium	0.552	mg/L	0.0010	98	70	130			
Silver	0.0477	mg/L	0.010	95	70	130			
Strontium	0.945	mg/L	0.10	107	70	130			
Thallium	0.521	mg/L	0.10	104	70	130			
Uranium	0.578	mg/L	0.00030	115	70	130			

Qualifiers:

RL - Analyte reporting limit.

ND - Not detected at the reporting limit.



QA/QC Summary Report

Client: RESPEC Inc

Project: Edgemont

Report Date: 01/29/09

Work Order: R08110211

Analyte	Result	Units	RL	%REC	Low Limit	High Limit	RPD	RPDLimit	Qual
Method: E200.8							Batch: C_20705		
Sample ID: C08120017-002AMS3	Sample Matrix Spike		Run: SUB-C112034				12/09/08 22:46		
Zinc	0.494	mg/L	0.010	93	70	130			
Sample ID: C08120017-002AMSD3	Sample Matrix Spike Duplicate		Run: SUB-C112034				12/09/08 22:52		
Antimony	0.535	mg/L	0.050	107	70	130	3	20	
Arsenic	0.515	mg/L	0.0010	100	70	130	2.6	20	
Barium	0.662	mg/L	0.10	102	70	130	3	20	
Beryllium	0.219	mg/L	0.010	87	70	130	3	20	
Cadmium	0.238	mg/L	0.010	95	70	130	3	20	
Chromium	0.462	mg/L	0.050	91	70	130	3.4	20	
Copper	0.465	mg/L	0.010	91	70	130	3.6	20	
Lead	0.505	mg/L	0.050	100	70	130	2.9	20	
Manganese	2.74	mg/L	0.010	93	70	130	2.4	20	
Molybdenum	0.759	mg/L	0.10	106	70	130	4.5	20	
Nickel	0.466	mg/L	0.050	93	70	130	3.4	20	
Selenium	0.535	mg/L	0.0010	95	70	130	3.1	20	
Silver	0.0464	mg/L	0.010	93	70	130	2.8	20	
Strontium	0.913	mg/L	0.10	100	70	130	3.5	20	
Thallium	0.506	mg/L	0.10	101	70	130	2.9	20	
Uranium	0.558	mg/L	0.00030	111	70	130	3.6	20	
Zinc	0.479	mg/L	0.010	90	70	130	3	20	
Method: E200.8							Batch: C_20766		
Sample ID: MB-20766	Method Blank		Run: SUB-C112108				12/11/08 00:48		
Uranium	8E-05	mg/L	1E-05						
Sample ID: LCS1-20766	Laboratory Control Sample		Run: SUB-C112108				12/11/08 00:55		
Uranium	0.00466	mg/L	0.00030	92	80	120			
Sample ID: R08110211-010I	Sample Matrix Spike		Run: SUB-C112108				12/11/08 02:36		
Uranium	0.0115	mg/L	0.00030	92	70	130			
Sample ID: R08110211-010I	Sample Matrix Spike Duplicate		Run: SUB-C112108				12/11/08 02:42		
Uranium	0.0116	mg/L	0.00030	93	70	130	0.9	20	

Qualifiers:

RL - Analyte reporting limit.

ND - Not detected at the reporting limit.



QA/QC Summary Report

Client: RESPEC Inc
Project: Edgemont

Report Date: 01/29/09
Work Order: R08110211

Analyte	Result	Units	RL	%REC	Low Limit	High Limit	RPD	RPDLimit	Qual
Method: E200.8							Batch: C_R111761		
Sample ID: LRB	Method Blank		Run: SUB-C111761				12/03/08 12:32		
Aluminum	ND	mg/L	0.0001						
Arsenic	ND	mg/L	6E-05						
Barium	ND	mg/L	3E-05						
Cadmium	ND	mg/L	1E-05						
Chromium	ND	mg/L	4E-05						
Copper	ND	mg/L	7E-05						
Lead	ND	mg/L	3E-05						
Manganese	ND	mg/L	5E-05						
Mercury	ND	mg/L	8E-05						
Molybdenum	ND	mg/L	5E-05						
Nickel	ND	mg/L	0.0007						
Thorium 232	ND	mg/L	4E-05						
Uranium	ND	mg/L	1E-05						
Vanadium	ND	mg/L	3E-05						
Zinc	0.0005	mg/L	0.0003						
Sample ID: LFB	Laboratory Fortified Blank		Run: SUB-C111761				12/03/08 12:39		
Aluminum	0.0461	mg/L	0.0010	92	85	115			
Arsenic	0.0471	mg/L	0.0010	94	85	115			
Barium	0.0462	mg/L	0.0010	92	85	115			
Cadmium	0.0466	mg/L	0.0010	93	85	115			
Chromium	0.0466	mg/L	0.0010	93	85	115			
Copper	0.0475	mg/L	0.0010	95	85	115			
Lead	0.0460	mg/L	0.0010	92	85	115			
Manganese	0.0467	mg/L	0.0010	93	85	115			
Mercury	0.00467	mg/L	0.0010	93	85	115			
Molybdenum	0.0472	mg/L	0.0010	95	85	115			
Nickel	0.0471	mg/L	0.0010	94	85	115			
Thorium 232	0.0455	mg/L	0.0010	91	85	115			
Uranium	0.0459	mg/L	0.00030	92	85	115			
Vanadium	0.0465	mg/L	0.0010	93	85	115			
Zinc	0.0502	mg/L	0.0010	99	85	115			
Sample ID: R08110211-003C	Post Digestion Spike		Run: SUB-C111761				12/03/08 19:53		
Aluminum	0.0493	mg/L	0.10	99	70	130			
Arsenic	0.0515	mg/L	0.0010	100	70	130			
Barium	0.0603	mg/L	0.10	101	70	130			
Cadmium	0.0468	mg/L	0.010	94	70	130			
Chromium	0.0472	mg/L	0.050	94	70	130			
Copper	0.0479	mg/L	0.010	93	70	130			
Lead	0.0508	mg/L	0.050	102	70	130			
Manganese	0.192	mg/L	0.010	93	70	130			
Mercury	0.00508	mg/L	0.0010	102	70	130			

Qualifiers:

RL - Analyte reporting limit.

ND - Not detected at the reporting limit.



QA/QC Summary Report

Client: RESPEC Inc

Report Date: 01/29/09

Project: Edgemont

Work Order: R08110211

Analyte	Result	Units	RL	%REC	Low Limit	High Limit	RPD	RPDLimit	Qual
Method: E200.8					Batch: C_R111761				
Sample ID: R08110211-003C					Post Digestion Spike		Run: SUB-C111761		12/03/08 19:53
Molybdenum	0.0516	mg/L	0.10	102	70	130			
Nickel	0.0492	mg/L	0.050	92	70	130			
Thorium 232	0.0529	mg/L	0.0010	106	70	130			
Uranium	0.0531	mg/L	0.00030	105	70	130			
Vanadium	0.0483	mg/L	0.10	96	70	130			
Zinc	0.0489	mg/L	0.010	91	70	130			
Sample ID: R08110211-003C					Post Digestion Spike Duplicate		Run: SUB-C111761		12/03/08 20:00
Aluminum	0.0482	mg/L	0.10	96	70	130	0	20	
Arsenic	0.0519	mg/L	0.0010	101	70	130	0.7	20	
Barium	0.0597	mg/L	0.10	99	70	130	0	20	
Cadmium	0.0473	mg/L	0.010	95	70	130	1.1	20	
Chromium	0.0460	mg/L	0.050	91	70	130	0	20	
Copper	0.0473	mg/L	0.010	92	70	130	1.3	20	
Lead	0.0501	mg/L	0.050	100	70	130	1.2	20	
Manganese	0.188	mg/L	0.010	86	70	130	1.8	20	
Mercury	0.00506	mg/L	0.0010	101	70	130	0.4	20	
Molybdenum	0.0517	mg/L	0.10	102	70	130	0	20	
Nickel	0.0495	mg/L	0.050	92	70	130	0	20	
Thorium 232	0.0529	mg/L	0.0010	106	70	130	0.1	20	
Uranium	0.0531	mg/L	0.00030	105	70	130	0.1	20	
Vanadium	0.0475	mg/L	0.10	95	70	130	0	20	
Zinc	0.0487	mg/L	0.010	91	70	130	0.5	20	
Sample ID: R08110211-013C					Post Digestion Spike		Run: SUB-C111761		12/03/08 21:42
Aluminum	0.0573	mg/L	0.10	115	70	130			
Arsenic	0.0623	mg/L	0.0010	101	70	130			
Barium	0.0620	mg/L	0.10	99	70	130			
Cadmium	0.0469	mg/L	0.010	94	70	130			
Chromium	0.0469	mg/L	0.050	93	70	130			
Copper	0.0479	mg/L	0.010	94	70	130			
Lead	0.0497	mg/L	0.050	99	70	130			
Manganese	0.110	mg/L	0.010	93	70	130			
Mercury	0.00516	mg/L	0.0010	103	70	130			
Molybdenum	0.0512	mg/L	0.10	100	70	130			
Nickel	0.0484	mg/L	0.050	92	70	130			
Thorium 232	0.0516	mg/L	0.0010	103	70	130			
Uranium	0.0538	mg/L	0.00030	102	70	130			
Vanadium	0.0481	mg/L	0.10	96	70	130			
Zinc	0.0484	mg/L	0.010	93	70	130			
Sample ID: R08110211-013C					Post Digestion Spike Duplicate		Run: SUB-C111761		12/03/08 21:49
Aluminum	0.0523	mg/L	0.10	105	70	130	0	20	
Arsenic	0.0623	mg/L	0.0010	101	70	130	0.1	20	

Qualifiers:

RL - Analyte reporting limit.

ND - Not detected at the reporting limit.



QA/QC Summary Report

Client: RESPEC Inc

Report Date: 01/29/09

Project: Edgemont

Work Order: R08110211

Analyte	Result	Units	RL	%REC	Low Limit	High Limit	RPD	RPDLimit	Qual
Method: E200.8							Batch: C_R111761		
Sample ID: R08110211-013C	Post Digestion Spike Duplicate			Run: SUB-C111761			12/03/08 21:49		
Barium	0.0622	mg/L	0.10	100	70	130	0	20	
Cadmium	0.0470	mg/L	0.010	94	70	130	0.1	20	
Chromium	0.0472	mg/L	0.050	93	70	130	0	20	
Copper	0.0471	mg/L	0.010	92	70	130	1.8	20	
Lead	0.0501	mg/L	0.050	100	70	130	0.8	20	
Manganese	0.111	mg/L	0.010	94	70	130	0.6	20	
Mercury	0.00521	mg/L	0.0010	104	70	130	0.9	20	
Molybdenum	0.0512	mg/L	0.10	100	70	130	0	20	
Nickel	0.0492	mg/L	0.050	94	70	130	0	20	
Thorium 232	0.0515	mg/L	0.0010	103	70	130	0.2	20	
Uranium	0.0540	mg/L	0.00030	103	70	130	0.3	20	
Vanadium	0.0483	mg/L	0.10	96	70	130	0	20	
Zinc	0.0475	mg/L	0.010	91	70	130	1.8	20	
Sample ID: C08110911-007BMS	Sample Matrix Spike			Run: SUB-C111761			12/04/08 01:06		
Aluminum	0.0966	mg/L	0.10	97	70	130			
Arsenic	0.0954	mg/L	0.0010	94	70	130			
Barium	0.227	mg/L	0.10	93	70	130			
Cadmium	0.0896	mg/L	0.010	90	70	130			
Chromium	0.0862	mg/L	0.050	86	70	130			
Copper	0.0919	mg/L	0.010	88	70	130			
Lead	0.0942	mg/L	0.050	94	70	130			
Manganese	0.114	mg/L	0.010	85	70	130			
Mercury	0.00950	mg/L	0.0010	9	70	130			S
Molybdenum	0.0949	mg/L	0.10	94	70	130			
Nickel	0.0951	mg/L	0.050	89	70	130			
Thorium 232	0.0986	mg/L	0.0010	99	70	130			
Uranium	0.102	mg/L	0.00030	98	70	130			
Vanadium	0.0902	mg/L	0.10	89	70	130			
Zinc	0.0892	mg/L	0.010	86	70	130			
Sample ID: C08110911-007BMSD	Sample Matrix Spike Duplicate			Run: SUB-C111761			12/04/08 01:12		
Aluminum	0.101	mg/L	0.10	101	70	130	4.9	20	
Arsenic	0.0965	mg/L	0.0010	95	70	130	1.1	20	
Barium	0.231	mg/L	0.10	97	70	130	1.6	20	
Cadmium	0.0905	mg/L	0.010	90	70	130	1	20	
Chromium	0.0859	mg/L	0.050	86	70	130	0.2	20	
Copper	0.0931	mg/L	0.010	89	70	130	1.4	20	
Lead	0.0938	mg/L	0.050	94	70	130	0.4	20	
Manganese	0.113	mg/L	0.010	84	70	130	0.4	20	
Mercury	0.00941	mg/L	0.0010	9	70	130	0.9	20	S
Molybdenum	0.0986	mg/L	0.10	98	70	130	0	20	
Nickel	0.0980	mg/L	0.050	92	70	130	2.9	20	

Qualifiers:

RL - Analyte reporting limit.

ND - Not detected at the reporting limit.

S - Spike recovery outside of advisory limits.



ENERGY LABORATORIES, INC. * 2821 Plant St * Rapid City, SD 57702
Toll Free 888.672.1225 * 605.342.1225 * FAX 605.342.1397 * rapid_city@energylab.com

QA/QC Summary Report

Client: RESPEC Inc

Report Date: 01/29/09

Project: Edgemont

Work Order: R08110211

Analyte	Result	Units	RL	%REC	Low Limit	High Limit	RPD	RPDLimit	Qual
Method: E200.8							Batch: C_R111761		
Sample ID: C08110911-007BMSD		Sample Matrix Spike Duplicate			Run: SUB-C111761			12/04/08 01:12	
Thorium 232	0.0984	mg/L	0.0010	98	70	130	0.2	20	
Uranium	0.102	mg/L	0.00030	98	70	130	0.2	20	
Vanadium	0.0897	mg/L	0.10	88	70	130	0	20	
Zinc	0.0901	mg/L	0.010	86	70	130	1	20	

Qualifiers:

RL - Analyte reporting limit.

ND - Not detected at the reporting limit.



QA/QC Summary Report

Client: RESPEC Inc

Report Date: 01/29/09

Project: Edgemont

Work Order: R08110211

Analyte	Result	Units	RL	%REC	Low Limit	High Limit	RPD	RPDLimit	Qual
Method: E200.8					Batch: C_R111874				
Sample ID: LRB	Method Blank		Run: SUB-C111874		12/04/08 22:10				
Antimony	0.0004	mg/L	0.0003						
Arsenic	ND	mg/L	2E-05						
Barium	ND	mg/L	2E-05						
Beryllium	ND	mg/L	3E-05						
Cadmium	1E-05	mg/L	8E-06						
Chromium	ND	mg/L	2E-05						
Copper	2E-05	mg/L	1E-05						
Lead	ND	mg/L	1E-05						
Manganese	ND	mg/L	2E-05						
Molybdenum	3E-05	mg/L	3E-05						
Nickel	ND	mg/L	2E-05						
Selenium	ND	mg/L	4E-05						
Silver	3E-05	mg/L	3E-05						
Strontium	ND	mg/L	2E-05						
Thallium	ND	mg/L	1.0E-05						
Uranium	ND	mg/L	7E-06						
Zinc	0.0005	mg/L	0.0002						
Sample ID: LFB	Laboratory Fortified Blank		Run: SUB-C111874		12/04/08 22:17				
Antimony	0.0480	mg/L	0.0010	95	85	115			
Arsenic	0.0496	mg/L	0.0010	99	85	115			
Barium	0.0498	mg/L	0.0010	100	85	115			
Beryllium	0.0502	mg/L	0.0010	100	85	115			
Cadmium	0.0496	mg/L	0.0010	99	85	115			
Chromium	0.0492	mg/L	0.0010	98	85	115			
Copper	0.0497	mg/L	0.0010	99	85	115			
Lead	0.0493	mg/L	0.0010	99	85	115			
Manganese	0.0474	mg/L	0.0010	95	85	115			
Molybdenum	0.0497	mg/L	0.0010	99	85	115			
Nickel	0.0496	mg/L	0.0010	99	85	115			
Selenium	0.0508	mg/L	0.0010	102	85	115			
Silver	0.0203	mg/L	0.0010	101	85	115			
Strontium	0.0475	mg/L	0.0010	95	85	115			
Thallium	0.0473	mg/L	0.0010	95	85	115			
Uranium	0.0459	mg/L	0.00030	92	85	115			
Zinc	0.0495	mg/L	0.0010	98	85	115			
Sample ID: C08110862-024BMS4	Post Digestion Spike		Run: SUB-C111874		12/05/08 01:46				
Antimony	0.0513	mg/L	0.050	103	70	130			
Arsenic	0.0508	mg/L	0.0010	101	70	130			
Barium	0.107	mg/L	0.10	100	70	130			
Beryllium	0.0476	mg/L	0.010	95	70	130			
Cadmium	0.0494	mg/L	0.010	99	70	130			

Qualifiers:

RL - Analyte reporting limit.

ND - Not detected at the reporting limit.



QA/QC Summary Report

Client: RESPEC Inc

Report Date: 01/29/09

Project: Edgemont

Work Order: R08110211

Analyte	Result	Units	RL	%REC	Low Limit	High Limit	RPD	RPDLimit	Qual
Method: E200.8							Batch: C_R111874		
Sample ID: C08110862-024BMS4			Post Digestion Spike		Run: SUB-C111874		12/05/08 01:46		
Chromium	0.0489	mg/L	0.050	98	70	130			
Copper	0.0484	mg/L	0.010	95	70	130			
Lead	0.0497	mg/L	0.050	99	70	130			
Manganese	0.0547	mg/L	0.010	96	70	130			
Molybdenum	0.0627	mg/L	0.10	99	70	130			
Nickel	0.0483	mg/L	0.050	95	70	130			
Selenium	0.0519	mg/L	0.0010	103	70	130			
Silver	0.0196	mg/L	0.010	98	70	130			
Strontium	0.343	mg/L	0.10		70	130			A
Thallium	0.0477	mg/L	0.10	95	70	130			
Uranium	0.266	mg/L	0.00030		70	130			A
Zinc	0.0546	mg/L	0.010	101	70	130			
Sample ID: C08110862-024BMSD4			Post Digestion Spike Duplicate		Run: SUB-C111874		12/05/08 01:53		
Antimony	0.0518	mg/L	0.050	104	70	130	1	20	
Arsenic	0.0507	mg/L	0.0010	101	70	130	0.4	20	
Barium	0.107	mg/L	0.10	100	70	130	0.1	20	
Beryllium	0.0474	mg/L	0.010	95	70	130	0.6	20	
Cadmium	0.0493	mg/L	0.010	98	70	130	0.2	20	
Chromium	0.0489	mg/L	0.050	97	70	130	0	20	
Copper	0.0484	mg/L	0.010	95	70	130	0	20	
Lead	0.0496	mg/L	0.050	99	70	130	0	20	
Manganese	0.0541	mg/L	0.010	94	70	130	1.1	20	
Molybdenum	0.0624	mg/L	0.10	98	70	130	0	20	
Nickel	0.0479	mg/L	0.050	95	70	130	0	20	
Selenium	0.0516	mg/L	0.0010	103	70	130	0.6	20	
Silver	0.0197	mg/L	0.010	99	70	130	0.6	20	
Strontium	0.345	mg/L	0.10		70	130	0.6	20	A
Thallium	0.0475	mg/L	0.10	95	70	130	0	20	
Uranium	0.262	mg/L	0.00030		70	130	1.2	20	A
Zinc	0.0535	mg/L	0.010	99	70	130	1.9	20	
Sample ID: R08110211-008C			Post Digestion Spike		Run: SUB-C111874		12/05/08 04:10		
Antimony	0.0467	mg/L	0.050	93	70	130			
Arsenic	0.0522	mg/L	0.0010	104	70	130			
Barium	0.0604	mg/L	0.10	102	70	130			
Beryllium	0.0435	mg/L	0.010	87	70	130			
Cadmium	0.0473	mg/L	0.010	95	70	130			
Chromium	0.0501	mg/L	0.050	100	70	130			
Copper	0.0474	mg/L	0.010	95	70	130			
Lead	0.0509	mg/L	0.050	102	70	130			
Manganese	2.44	mg/L	0.010		70	130			A
Molybdenum	0.0507	mg/L	0.10	101	70	130			

Qualifiers:

RL - Analyte reporting limit.

A - The analyte level was greater than four times the spike level. In accordance with the method % recovery is not calculated.

ND - Not detected at the reporting limit.



QA/QC Summary Report

Client: RESPEC Inc
Project: Edgemont

Report Date: 01/29/09
Work Order: R08110211

Analyte	Result	Units	RL	%REC	Low Limit	High Limit	RPD	RPDLimit	Qual
Method: E200.8							Batch: C_R111874		
Sample ID: R08110211-008C	Post Digestion Spike		Run: SUB-C111874				12/05/08 04:10		
Nickel	0.0496	mg/L	0.050	96	70	130			
Selenium	0.0528	mg/L	0.0010	105	70	130			
Silver	0.0111	mg/L	0.010	56	70	130			S
Strontium	4.77	mg/L	0.10		70	130			A
Thallium	0.0492	mg/L	0.10	98	70	130			
Uranium	0.154	mg/L	0.00030	98	70	130			
Zinc	0.0495	mg/L	0.010	93	70	130			
Sample ID: R08110211-008C	Post Digestion Spike Duplicate		Run: SUB-C111874				12/05/08 04:16		
Antimony	0.0486	mg/L	0.050	97	70	130	0	20	
Arsenic	0.0521	mg/L	0.0010	104	70	130	0.2	20	
Barium	0.0611	mg/L	0.10	104	70	130	0	20	
Beryllium	0.0439	mg/L	0.010	88	70	130	0.8	20	
Cadmium	0.0476	mg/L	0.010	95	70	130	0.7	20	
Chromium	0.0505	mg/L	0.050	101	70	130	0.8	20	
Copper	0.0472	mg/L	0.010	94	70	130	0.4	20	
Lead	0.0512	mg/L	0.050	102	70	130	0.6	20	
Manganese	2.44	mg/L	0.010		70	130	0.1	20	A
Molybdenum	0.0518	mg/L	0.10	103	70	130	0	20	
Nickel	0.0497	mg/L	0.050	96	70	130	0	20	
Selenium	0.0526	mg/L	0.0010	105	70	130	0.5	20	
Silver	0.0131	mg/L	0.010	66	70	130	16	20	S
Strontium	4.82	mg/L	0.10		70	130	1	20	A
Thallium	0.0494	mg/L	0.10	99	70	130	0	20	
Uranium	0.155	mg/L	0.00030	101	70	130	0.9	20	
Zinc	0.0491	mg/L	0.010	92	70	130	0.9	20	
Sample ID: R08110211-007D	Post Digestion Spike		Run: SUB-C111874				12/05/08 07:40		
Antimony	0.0459	mg/L	0.050	92	70	130			
Arsenic	0.0566	mg/L	0.0010	102	70	130			
Barium	0.0638	mg/L	0.10	101	70	130			
Beryllium	0.0428	mg/L	0.010	86	70	130			
Cadmium	0.0465	mg/L	0.010	93	70	130			
Chromium	0.0495	mg/L	0.050	98	70	130			
Copper	0.0471	mg/L	0.010	94	70	130			
Lead	0.0509	mg/L	0.050	102	70	130			
Manganese	1.05	mg/L	0.010		70	130			A
Molybdenum	0.0542	mg/L	0.10	100	70	130			
Nickel	0.0492	mg/L	0.050	96	70	130			
Selenium	0.0524	mg/L	0.0010	105	70	130			
Silver	0.0141	mg/L	0.010	70	70	130			
Strontium	5.73	mg/L	0.10		70	130			A
Thallium	0.0493	mg/L	0.10	99	70	130			

Qualifiers:

RL - Analyte reporting limit.

ND - Not detected at the reporting limit.

A - The analyte level was greater than four times the spike level. In accordance with the method % recovery is not calculated.

S - Spike recovery outside of advisory limits.



QA/QC Summary Report

Client: RESPEC Inc
Project: Edgemont

Report Date: 01/29/09
Work Order: R08110211

Analyte	Result	Units	RL	%REC	Low Limit	High Limit	RPD	RPDLimit	Qual
Method: E200.8							Batch: C_R111874		
Sample ID: R08110211-007D	Post Digestion Spike		Run: SUB-C111874				12/05/08 07:40		
Uranium	0.0546	mg/L	0.00030	101	70	130			
Zinc	0.0466	mg/L	0.010	88	70	130			
Sample ID: R08110211-007D	Post Digestion Spike Duplicate		Run: SUB-C111874				12/05/08 07:46		
Antimony	0.0483	mg/L	0.050	97	70	130	0	20	
Arsenic	0.0572	mg/L	0.0010	103	70	130	1	20	
Barium	0.0641	mg/L	0.10	101	70	130	0	20	
Beryllium	0.0421	mg/L	0.010	84	70	130	1.5	20	
Cadmium	0.0471	mg/L	0.010	94	70	130	1.4	20	
Chromium	0.0502	mg/L	0.050	100	70	130	1.4	20	
Copper	0.0475	mg/L	0.010	95	70	130	0.9	20	
Lead	0.0510	mg/L	0.050	102	70	130	0.1	20	
Manganese	1.04	mg/L	0.010		70	130	1.4	20	A
Molybdenum	0.0548	mg/L	0.10	101	70	130	0	20	
Nickel	0.0496	mg/L	0.050	97	70	130	0	20	
Selenium	0.0515	mg/L	0.0010	103	70	130	1.7	20	
Silver	0.0147	mg/L	0.010	73	70	130	4.1	20	
Strontium	5.71	mg/L	0.10		70	130	0.4	20	A
Thallium	0.0495	mg/L	0.10	99	70	130	0	20	
Uranium	0.0577	mg/L	0.00030	107	70	130	5.5	20	
Zinc	0.0467	mg/L	0.010	89	70	130	0.2	20	
Method: E200.8							Batch: C_R111977		
Sample ID: LRB	Method Blank		Run: SUB-C111977				12/08/08 12:48		
Silver	ND	mg/L	3E-05						
Sample ID: LFB	Laboratory Fortified Blank		Run: SUB-C111977				12/08/08 12:55		
Silver	0.0225	mg/L	0.0010	112	85	115			
Sample ID: R08110211-012D	Post Digestion Spike		Run: SUB-C111977				12/08/08 16:31		
Silver	0.0180	mg/L	0.010	90	70	130			
Sample ID: R08110211-012D	Post Digestion Spike Duplicate		Run: SUB-C111977				12/08/08 16:38		
Silver	0.0199	mg/L	0.010	99	70	130	9.9	20	
Sample ID: R08110211-014C	Post Digestion Spike		Run: SUB-C111977				12/08/08 18:40		
Silver	0.0202	mg/L	0.010	101	70	130			
Sample ID: R08110211-014C	Post Digestion Spike Duplicate		Run: SUB-C111977				12/08/08 18:47		
Silver	0.0198	mg/L	0.010	99	70	130	2.1	20	

Qualifiers:

RL - Analyte reporting limit.

A - The analyte level was greater than four times the spike level. In accordance with the method % recovery is not calculated.

ND - Not detected at the reporting limit.



ENERGY LABORATORIES, INC. * 2821 Plant St * Rapid City, SD 57702
Toll Free 888.672.1225 * 605.342.1225 * FAX 605.342.1397 * rapid_city@energylab.com

QA/QC Summary Report

Client: RESPEC Inc

Report Date: 01/29/09

Project: Edgemont

Work Order: R08110211

Analyte	Result	Units	RL	%REC	Low Limit	High Limit	RPD	RPDLimit	Qual
Method: E245.1							Batch: B_35991		
Sample ID: MB-35991	Method Blank					Run: SUB-B121239			11/24/08 11:16
Mercury	ND	mg/L	5E-05						
Sample ID: LFB-35991	Laboratory Fortified Blank					Run: SUB-B121239			11/24/08 11:18
Mercury	0.0020	mg/L	0.0010	98	85	115			
Sample ID: R08110200-007E	Sample Matrix Spike					Run: SUB-B121239			11/24/08 11:44
Mercury	0.0019	mg/L	0.0010	96	70	130			
Sample ID: R08110200-007E	Sample Matrix Spike Duplicate					Run: SUB-B121239			11/24/08 11:46
Mercury	0.0020	mg/L	0.0010	98	70	130	0	30	
Method: E245.1							Batch: B_35997		
Sample ID: MB-35997	Method Blank					Run: SUB-B121239			11/24/08 08:35
Mercury	ND	mg/L	5E-05						
Sample ID: LFB-35997	Laboratory Fortified Blank					Run: SUB-B121239			11/24/08 08:37
Mercury	0.0020	mg/L	0.0010	99	85	115			
Sample ID: R08110211-006J	Sample Matrix Spike					Run: SUB-B121239			11/24/08 08:52
Mercury	0.0020	mg/L	0.0010	100	70	130			
Sample ID: R08110211-006J	Sample Matrix Spike Duplicate					Run: SUB-B121239			11/24/08 08:54
Mercury	0.0021	mg/L	0.0010	104	70	130	0	30	

Qualifiers:

RL - Analyte reporting limit.

ND - Not detected at the reporting limit.



QA/QC Summary Report

Client: RESPEC Inc
Project: Edgemont

Report Date: 01/29/09
Work Order: R08110211

Analyte	Result	Units	RL	%REC	Low Limit	High Limit	RPD	RPDLimit	Qual
Method: E300.0							Batch: R38508		
Sample ID: LFB0811202111-3	Laboratory Fortified Blank			Run: DIONEX_081120A			11/20/08 18:03		
Chloride	4.88	mg/L	0.50	98	90	110			
Fluoride	2.06	mg/L	0.10	103	90	110			
Nitrogen, Nitrate as N	2.35	mg/L	0.10	94	90	110			
Nitrogen, Nitrite as N	2.53	mg/L	0.10	101	90	110			
Sulfate	14.1	mg/L	1.0	94	90	110			
Sample ID: LFB0811202111-4	Laboratory Fortified Blank			Run: DIONEX_081120A			11/20/08 18:19		
Chloride	4.73	mg/L	0.50	95	90	110			
Fluoride	1.99	mg/L	0.10	100	90	110			
Nitrogen, Nitrate as N	2.27	mg/L	0.10	91	90	110			
Nitrogen, Nitrite as N	2.45	mg/L	0.10	98	90	110			
Sulfate	13.7	mg/L	1.0	91	90	110			
Sample ID: R08110211-001AMS	Sample Matrix Spike			Run: DIONEX_081120A			11/20/08 18:52		
Chloride	4.87	mg/L	0.50	97	80	120			
Fluoride	1.99	mg/L	0.10	100	80	120			
Nitrogen, Nitrate as N	2.34	mg/L	0.10	94	80	120			
Nitrogen, Nitrite as N	2.52	mg/L	0.10	101	80	120			
Sulfate	14.0	mg/L	1.0	93	80	120			
Sample ID: R08110211-001AMSD	Sample Matrix Spike Duplicate			Run: DIONEX_081120A			11/20/08 19:08		
Chloride	4.75	mg/L	0.50	95	80	120	2.5	10	
Fluoride	1.93	mg/L	0.10	97	80	120	3.1	10	
Nitrogen, Nitrate as N	2.27	mg/L	0.10	91	80	120	3	10	
Nitrogen, Nitrite as N	2.45	mg/L	0.10	98	80	120	2.8	10	
Sulfate	13.7	mg/L	1.0	91	80	120	2.3	10	
Sample ID: R08110211-009AMS	Sample Matrix Spike			Run: DIONEX_081120A			11/20/08 22:09		
Chloride	16.1	mg/L	0.50	71	80	120			S
Fluoride	2.13	mg/L	0.10	86	80	120			
Nitrogen, Nitrate as N	2.33	mg/L	0.10	93	80	120			
Nitrogen, Nitrite as N	2.45	mg/L	0.10	98	80	120			
Sulfate	572	mg/L	1.0		80	120			A
Sample ID: R08110211-009AMSD	Sample Matrix Spike Duplicate			Run: DIONEX_081120A			11/20/08 22:25		
Chloride	16.0	mg/L	0.50	69	80	120	0.6	10	S
Fluoride	2.03	mg/L	0.10	81	80	120	4.8	10	
Nitrogen, Nitrate as N	2.27	mg/L	0.10	91	80	120	2.6	10	
Nitrogen, Nitrite as N	2.39	mg/L	0.10	96	80	120	2.5	10	
Sulfate	573	mg/L	1.0		80	120	0.2	10	A
Sample ID: R08110227-001AMS	Sample Matrix Spike			Run: DIONEX_081120A			11/21/08 01:26		
Chloride	32.3	mg/L	0.50		80	120			A
Fluoride	5.05	mg/L	0.10	83	80	120			

Qualifiers:

RL - Analyte reporting limit.

ND - Not detected at the reporting limit.

A - The analyte level was greater than four times the spike level. In accordance with the method % recovery is not calculated.
S - Spike recovery outside of advisory limits.



QA/QC Summary Report

Client: RESPEC Inc
Project: Edgemont

Report Date: 01/29/09
Work Order: R08110211

Analyte	Result	Units	RL	%REC	Low Limit	High Limit	RPD	RPDLimit	Qual
Method: E300.0									Batch: R38508
Sample ID: R08110227-001AMS	Sample Matrix Spike				Run: DIONEX_081120A				11/21/08 01:26
Nitrogen, Nitrate as N	2.34	mg/L	0.10	94	80	120			
Nitrogen, Nitrite as N	2.40	mg/L	0.10	96	80	120			
Sulfate	323	mg/L	1.0		80	120			A
Sample ID: R08110227-001AMSD	Sample Matrix Spike Duplicate				Run: DIONEX_081120A				11/21/08 01:42
Chloride	32.3	mg/L	0.50		80	120	0.1	10	A
Fluoride	4.98	mg/L	0.10	79	80	120	1.4	10	S
Nitrogen, Nitrate as N	2.30	mg/L	0.10	92	80	120	1.7	10	
Nitrogen, Nitrite as N	2.34	mg/L	0.10	94	80	120	2.5	10	
Sulfate	323	mg/L	1.0		80	120	0	10	A
Sample ID: R08110211-003AMS	Sample Matrix Spike				Run: DIONEX_081120A				11/21/08 04:43
Chloride	252	mg/L	5.4	94	80	120			
Fluoride	104	mg/L	0.56	95	80	120			
Nitrogen, Nitrate as N	115	mg/L	1.3	92	80	120			
Nitrogen, Nitrite as N	126	mg/L	2.9	101	80	120			
Sulfate	1150	mg/L	3.4	88	80	120			
Sample ID: R08110211-003AMSD	Sample Matrix Spike Duplicate				Run: DIONEX_081120A				11/21/08 04:59
Chloride	248	mg/L	5.4	92	80	120	1.9	10	
Fluoride	102	mg/L	0.56	93	80	120	1.9	10	
Nitrogen, Nitrate as N	113	mg/L	1.3	90	80	120	2	10	
Nitrogen, Nitrite as N	123	mg/L	2.9	99	80	120	2	10	
Sulfate	1130	mg/L	3.4	86	80	120	1.4	10	
Sample ID: R08110211-011AMS	Sample Matrix Spike				Run: DIONEX_081120A				11/21/08 08:00
Chloride	248	mg/L	5.4	93	80	120			
Fluoride	103	mg/L	0.56	96	80	120			
Nitrogen, Nitrate as N	115	mg/L	1.3	92	80	120			
Nitrogen, Nitrite as N	125	mg/L	2.9	100	80	120			
Sulfate	1020	mg/L	3.4	86	80	120			
Sample ID: R08110211-011AMSD	Sample Matrix Spike Duplicate				Run: DIONEX_081120A				11/21/08 08:16
Chloride	249	mg/L	5.4	94	80	120	0.2	10	
Fluoride	104	mg/L	0.56	97	80	120	0.9	10	
Nitrogen, Nitrate as N	115	mg/L	1.3	92	80	120	0.2	10	
Nitrogen, Nitrite as N	125	mg/L	2.9	100	80	120	0.2	10	
Sulfate	1030	mg/L	3.4	86	80	120	0.4	10	

Qualifiers:

RL - Analyte reporting limit.

ND - Not detected at the reporting limit.

A - The analyte level was greater than four times the spike level. In accordance with the method % recovery is not calculated.

S - Spike recovery outside of advisory limits.



QA/QC Summary Report

Client: RESPEC Inc
Project: Edgemont

Report Date: 01/29/09
Work Order: R08110211

Analyte	Result	Units	RL	%REC	Low Limit	High Limit	RPD	RPDLimit	Qual
Method: E900.0							Batch: C_GrAB-0581		
Sample ID: MB-GrAB-0581	Method Blank					Run: SUB-C112738			12/24/08 01:11
Gross Alpha	-0.6	pCi/L							U
Gross Beta	-2	pCi/L							U
Sample ID: UNAT-GrAB-0581	Laboratory Control Sample					Run: SUB-C112738			12/24/08 01:11
Gross Alpha	140	pCi/L		99	70	130			
Sample ID: Cs137-GrAB-0581	Laboratory Control Sample					Run: SUB-C112738			12/24/08 01:11
Gross Beta	83	pCi/L		91	70	130			
Sample ID: C08120016-001AMS	Sample Matrix Spike					Run: SUB-C112738			12/24/08 01:11
Gross Alpha	150	pCi/L		112	70	130			
Sample ID: C08120016-001AMSD	Sample Matrix Spike Duplicate					Run: SUB-C112738			12/24/08 01:11
Gross Alpha	160	pCi/L		119	70	130	6.5	16	
Sample ID: C08120016-001AMS	Sample Matrix Spike					Run: SUB-C112738			12/24/08 01:10
Gross Beta	88	pCi/L		96	70	130			
Sample ID: C08120016-001AMSD	Sample Matrix Spike Duplicate					Run: SUB-C112738			12/24/08 01:10
Gross Beta	97	pCi/L		106	70	130	10	16	
Method: E901.1							Batch: C_R112023		
Sample ID: LCS-R112023	Laboratory Control Sample					Run: SUB-C112023			12/03/08 15:07
Americium 241	660	pCi/L	20	82	70	130			
Cesium 137	1300	pCi/L	20	93	70	130			
Potassium 40	6700	pCi/L	20	101	70	130			
Sample ID: MB-R112023	Method Blank					Run: SUB-C112023			12/03/08 15:07
Bismuth 214	ND	pCi/L							U
Gross Gamma	ND	pCi/L							U
Sample ID: R08110211-014H	Sample Duplicate					Run: SUB-C112023			12/03/08 15:07
Bismuth 214	80	pCi/L	20				43	79	
Lead 214	35	pCi/L	20				41	107	
Potassium 40	980	pCi/L	20				16	47	
Gross Gamma	1100	pCi/L	20				19	51	

Qualifiers:

RL - Analyte reporting limit.

ND - Not detected at the reporting limit.

U - Not detected at minimum detectable concentration



QA/QC Summary Report

Client: RESPEC Inc

Project: Edgemont

Report Date: 01/29/09

Work Order: R08110211

Analyte	Result	Units	RL	%REC	Low Limit	High Limit	RPD	RPDLimit	Qual
Method: E903.0							Batch: C_20766		
Sample ID: R08110211-004I	Sample Duplicate				Run: SUB-C112516			12/18/08 15:28	
Radium 226	0.0035	pCi/L			70	130	190	403.7	U
Sample ID: C08110847-001FMS	Sample Matrix Spike				Run: SUB-C112516			12/18/08 17:20	
Radium 226	19	pCi/L		98	70	130			
Sample ID: LCS-20766	Laboratory Control Sample				Run: SUB-C112516			12/19/08 03:05	
Radium 226	14	pCi/L		101	70	130			
Sample ID: MB-20766	Method Blank				Run: SUB-C112516			12/19/08 03:05	
Radium 226	-2	pCi/L							U
Method: E903.0							Batch: C_RA226-3296		
Sample ID: R08110211-010H	Sample Matrix Spike				Run: SUB-C112408			12/17/08 00:57	
Radium 226	16	pCi/L		88	70	130			
Sample ID: R08110211-010H	Sample Matrix Spike Duplicate				Run: SUB-C112408			12/17/08 00:57	
Radium 226	17	pCi/L		95	70	130	7.3	23	
Sample ID: MB-RA226-3296	Method Blank				Run: SUB-C112408			12/17/08 02:34	
Radium 226	-0.03	pCi/L							U
Sample ID: LCS-RA226-3296	Laboratory Control Sample				Run: SUB-C112408			12/17/08 02:34	
Radium 226	7.8	pCi/L		98	70	130			
Method: E907.0							Batch: C_20766		
Sample ID: R08110211-012I	Sample Matrix Spike				Run: SUB-C112665			12/11/08 15:00	
Thorium 230	12.1	pCi/L	0.20	105	70	130			
Sample ID: R08110211-012I	Sample Matrix Spike Duplicate				Run: SUB-C112665			12/11/08 15:00	
Thorium 230	9.62	pCi/L	0.20	83	70	130	23	30	
Sample ID: LCS-20766	Laboratory Control Sample				Run: SUB-C112665			12/11/08 15:00	
Thorium 230	29.9	pCi/L	0.20	130	70	130			
Sample ID: MB-20766	Method Blank				Run: SUB-C112665			12/11/08 15:00	
Thorium 230	0.10	pCi/L							U

Qualifiers:

RL - Analyte reporting limit.

ND - Not detected at the reporting limit.

U - Not detected at minimum detectable concentration



QA/QC Summary Report

Client: RESPEC Inc
Project: Edgemont

Report Date: 01/29/09
Work Order: R08110211

Analyte	Result	Units	RL	%REC	Low Limit	High Limit	RPD	RPDLimit	Qual
Method: E907.0							Batch: C_RA-TH-ISO-0708		
Sample ID: LCS-RA-TH-ISO-0708	Laboratory Control Sample				Run: SUB-C112347			12/12/08 16:26	
Thorium 230	5.60	pCi/L	0.20	92	70	130			
Sample ID: R08110211-007H	Sample Matrix Spike				Run: SUB-C112347			12/12/08 16:26	
Thorium 230	15.0	pCi/L	0.20	96	70	130			
Sample ID: R08110211-007H	Sample Matrix Spike Duplicate				Run: SUB-C112347			12/12/08 16:26	
Thorium 230	16.6	pCi/L	0.20	106	70	130	10	41.6	
Sample ID: MB-RA-TH-ISO-0708	Method Blank				Run: SUB-C112347			12/15/08 08:55	
Thorium 230	0.04	pCi/L							U
Method: E909.0M							Batch: C_20766		
Sample ID: R08110211-007I	Sample Matrix Spike				Run: SUB-C112810			12/18/08 07:13	
Lead 210	1100	pCi/L		92	70	130			
Sample ID: R08110211-007I	Sample Matrix Spike Duplicate				Run: SUB-C112810			12/18/08 07:13	
Lead 210	1100	pCi/L		96	70	130	4.5	30	
Sample ID: MB-R112810	Method Blank				Run: SUB-C112810			12/18/08 07:13	
Lead 210	0.9	pCi/L							U
Sample ID: LCS-R112810	Laboratory Control Sample				Run: SUB-C112810			12/18/08 07:13	
Lead 210	100	pCi/L		90	70	130			
Method: E909.0M							Batch: C_R112583		
Sample ID: R08110211-012H	Sample Matrix Spike				Run: SUB-C112583			12/11/08 10:00	
Lead 210	140	pCi/L		98	70	130			
Sample ID: R08110211-014H	Sample Duplicate				Run: SUB-C112583			12/11/08 10:00	
Lead 210	-1.7	pCi/L					38	30	UR
- The Sample and the Duplicate are both below the MDC; the RPD is acceptable.									
Sample ID: MB-R112583	Method Blank				Run: SUB-C112583			12/11/08 10:00	
Lead 210	-5	pCi/L							U
Sample ID: LCS-R112583	Laboratory Control Sample				Run: SUB-C112583			12/11/08 10:00	
Lead 210	120	pCi/L		108	70	130			

Qualifiers:

RL - Analyte reporting limit.
R - RPD exceeds advisory limit.

ND - Not detected at the reporting limit.
U - Not detected at minimum detectable concentration



QA/QC Summary Report

Client: RESPEC Inc

Report Date: 01/29/09

Project: Edgemont

Work Order: R08110211

Analyte	Result	Units	RL	%REC	Low Limit	High Limit	RPD	RPDLimit	Qual
Method: RMO-3008							Batch: C_20766		
Sample ID: C08110848-001FMS	Sample Matrix Spike				Run: SUB-C112928		12/30/08 11:30		
Polonium 210	42	pCi/L	1.0	110	70	130			
Sample ID: C08110848-001FMSD	Sample Matrix Spike Duplicate				Run: SUB-C112928		12/30/08 11:30		
Polonium 210	47	pCi/L	1.0	114	70	130	12	56.1	
Sample ID: LCS-20766	Laboratory Control Sample				Run: SUB-C112928		12/30/08 11:30		
Polonium 210	15	pCi/L	1.0	95	70	130			
Sample ID: MB-20766	Method Blank				Run: SUB-C112928		12/30/08 11:30		
Polonium 210	-0.04	pCi/L							U
Method: RMO-3008							Batch: C_PO210-0166		
Sample ID: R08110211-014K	Sample Matrix Spike				Run: SUB-C112288		12/11/08 10:19		
Polonium 210	45	pCi/L	1.0	105	70	130			
Sample ID: R08110211-014K	Sample Matrix Spike Duplicate				Run: SUB-C112288		12/11/08 10:19		
Polonium 210	43	pCi/L	1.0	101	70	130	4.6	54.4	
Sample ID: LCS-PO210-0166	Laboratory Control Sample				Run: SUB-C112288		12/12/08 08:48		
Polonium 210	19	pCi/L	1.0	111	70	130			
Sample ID: MB-PO210-0166	Method Blank				Run: SUB-C112288		12/12/08 08:48		
Polonium 210	-0.03	pCi/L							U
Method: SW7470A							Analytical Run: SUB-B121239		
Sample ID: QCS	Initial Calibration Verification Standard						11/24/08 08:05		
Mercury	0.0019	mg/L	0.0010	93	90	110			

Qualifiers:

RL - Analyte reporting limit.

ND - Not detected at the reporting limit.

U - Not detected at minimum detectable concentration



Chain of Custody and Analytical Request Record

Page 1 of 1

PLEASE PRINT- Provide as much information as possible.

Company Name: <u>Scott Env.</u>		Project Name, PWS, Permit, Etc. <u>PowerTech DB</u>		Sample Origin State: <u> </u>		EPA/State Compliance: Yes <input type="checkbox"/> No <input type="checkbox"/>	
Report Mail Address: <u>RESPEC</u>		Contact Name: <u>Allen Scott</u>		Phone/Fax: <u> </u>		Sampler: (Please Print) <u>Allen Scott</u>	
Invoice Address: <u>RESPEC</u>		Invoice Contact & Phone: <u> </u>		Purchase Order: <u> </u>		Quote/Bottle Order: <u> </u>	
<div><input type="checkbox"/> DW <input type="checkbox"/> GSA <input type="checkbox"/> POTW/WWTP <input type="checkbox"/> State: <input type="checkbox"/> Other:</div> <div><input type="checkbox"/> A2LA <input type="checkbox"/> EDD/EDT (Electronic Data) Format: <input type="checkbox"/> LEVEL IV <input type="checkbox"/> NELAC</div>		Special Report/Formats - ELI must be notified prior to sample submittal for the following:		Contact ELI prior to RUSH sample submittal for charges and scheduling - See Instruction Page			
Number of Containers Sample Type: AWSVB Vegetation Bioassay Other		ANALYSIS REQUESTED <u>As per Quote</u>		SEE ATTACHED Normal Turnaround (TAT)		Comments: <u>R U S H</u>	
MATRIX		Collection Date		Collection Time		Shipped by: Cooler ID(s):	
1 Dew Burdock BL401		11-18		8:45		Receipt Temp On Ice: <u>4.8</u> °C	
2 GW 696		11-18		8:45		Custody Seal Y N	
3 GW 694		11-18		9:00		Intact Y N	
4 GW 688		11-18		10:00		Signature Match Y N	
5 GW 680		11-18		10:25		LABORATORY USE ONLY	
6 GW 694		11-18		9:05		208110211-001	
7 GW 3026		11-18		11:19		202	
8 GW 698		11-18		12:00		203	
9 GW 695		11-18		13:25		204	
10 GW 697		11-18		13:35		205	
Custody Record MUST be Signed		Relinquished by (print): <u>Allen Scott</u>		Date/Time: 11-19-08 10:36		206	
		Relinquished by (print):		Date/Time:		207	
		Relinquished by (print):		Date/Time:		208	
		Relinquished by (print):		Date/Time:		209	
		Relinquished by (print):		Date/Time:		210	
Sample Disposal:		Return to Client:		Lab Disposal:		Signature: <u>Steve Fairland</u>	

In certain circumstances, samples submitted to Energy Laboratories, Inc. may be subcontracted to other certified laboratories in order to complete the analysis requested. This serves as notice of this possibility. All sub-contract data will be clearly notated on your analytical report. Visit our web site at www.energylab.com for additional information, downloadable fee schedule, forms, and links.



Company Name: Sco A Env.	Project Name, PWS, Permit, Etc. Powertech DB	Sample Origin State:	EPA/State Compliance: Yes <input type="checkbox"/> No <input type="checkbox"/>
Report Mail Address: RESPEC	Contact Name: Allan Scott	Email:	Sampler: (Please Print) Allan Scott
Invoice Address: RESPEC	Phone/Fax:	Purchase Order:	Quote/Bottle Order:

Special Report/Formats - ELI must be notified prior to sample submittal for the following:		ANALYSIS REQUESTED		SEE ATTACHED	Normal Turnaround (TAT)	Contact ELI prior to RUSH sample submittal for charges and scheduling - See Instruction Page	Shipped by:
<input type="checkbox"/> DW <input type="checkbox"/> GSA <input type="checkbox"/> POTW/WWTP <input type="checkbox"/> State: _____ <input type="checkbox"/> Other: _____	<input type="checkbox"/> A2LA <input type="checkbox"/> EDD/EDT (Electronic Data) Format: _____ <input type="checkbox"/> LEVEL IV <input type="checkbox"/> NELAC	Number of Containers Sample Type: AWSVB O Air/Water/Solids/Other Vegetation Bioassay Other	As Per Quote [Grid area for analysis requests]	[Grid area]	[Grid area]	[Grid area]	[Grid area]

SAMPLE IDENTIFICATION (Name, Location, Interval, etc.)	Collection Date	Collection Time	MATRIX	Number of Containers	Sample Type: AWSVB O	Air/Water/Solids/Other	Vegetation Bioassay Other
6W 689	11-78	14:02	W				
6W 681	11-78	13:05	W				
6W 615	11-78	15:00	W				
6W 622	11-78	14:30	W				

Requisitioned by (print): Allan Scott	Date/Time: 11-19-00 10:36	Received by (print): [Signature]	Date/Time: [Blank]	Signature: [Signature]
Requisitioned by (print): [Blank]	Date/Time: [Blank]	Received by (print): [Blank]	Date/Time: [Blank]	Signature: [Blank]

Custody Record MUST be Signed	Return to Client: [Blank]	Lab Disposal: [Blank]	Sample Disposal: [Blank]	Signature: [Signature]
-------------------------------	-------------------------------------	---------------------------------	------------------------------------	----------------------------------

In certain circumstances, samples submitted to Energy Laboratories, Inc. may be subcontracted to other certified laboratories in order to complete the analysis requested. This serves as notice of this possibility. All sub-contract data will be clearly notated on your analytical report. Visit our web site at www.energylab.com for additional information, downloadable fee schedule, forms, and links



ENERGY LABORATORIES, INC. * 2821 Plant St * Rapid City, SD 57702
Toll Free 888.672.1225 * 605.342.1225 * FAX 605.342.1397 * rapid_city@energylab.com

ANALYTICAL SUMMARY REPORT

January 27, 2009

Cory Foreman
RESPEC Inc
3824 Jet Dr
Rapid City, SD 57701-

Workorder No.: R08120255 Quote ID: R286

Project Name: Edgemont

Energy Laboratories Inc. received the following 13 samples for RESPEC Inc on 12/18/2008 for analysis.

Sample ID	Client Sample ID	Collect Date	Receive Date	Matrix	Test
R08120255-001	DewBurd BLK01	12/17/08 10:00	12/18/08	Aqueous	Metals by ICP/ICPMS, Dissolved Metals by ICP/ICPMS, Suspended Metals by ICP/ICPMS, Total Alkalinity Conductivity Mercury, Total Selenium, Dissolved Selenium, Dissolved Selenium, Dissolved Anions by Ion Chromatography Nitrogen, Ammonia Oxidation Reduction Potential pH Digestion, Total Metals Digestion, Total Metals Dissolved Filtration Digestion, Mercury by CVAA Gross Alpha, Gross Beta Gross Gamma, Dissolved Lead 210, Dissolved Lead 210, Suspended Polonium 210, Dissolved Polonium 210, Suspended Radium 226, Dissolved Radium 226, Suspended Radon 222 Thorium, Isotopic Thorium, Suspended Isotopic Sodium Adsorption Ratio Solids, Total Dissolved



ANALYTICAL SUMMARY REPORT

R08120255-002 DewBurd GW681	12/17/08 10:48 12/18/08	Aqueous	Metals by ICP/ICPMS, Dissolved Metals by ICP/ICPMS, Suspended Metals by ICP/ICPMS, Total Alkalinity Anion - Cation Balance Conductivity Mercury, Total Selenium, Dissolved Selenium, Dissolved Selenium, Dissolved Anions by Ion Chromatography Nitrogen, Ammonia Oxidation Reduction Potential pH Digestion, Total Metals Digestion, Total Metals Dissolved Filtration Digestion, Mercury by CVAA Gross Alpha, Gross Beta Gross Gamma, Dissolved Lead 210, Dissolved Lead 210, Suspended Polonium 210, Dissolved Polonium 210, Suspended Radium 226, Dissolved Radium 226, Suspended Radon 222 Thorium, Isotopic Thorium, Suspended Isotopic Sodium Adsorption Ratio Solids, Total Dissolved
R08120255-003 DewBurd GW689	12/17/08 11:02 12/18/08	Aqueous	Same As Above
R08120255-004 DewBurd GW3026	12/17/08 12:46 12/18/08	Aqueous	Same As Above
R08120255-005 DewBurd GW698	12/17/08 13:00 12/18/08	Aqueous	Same As Above
R08120255-006 DewBurd GW698	12/17/08 13:15 12/18/08	Aqueous	Same As Above
R08120255-007 DewBurd GW680	12/17/08 13:50 12/18/08	Aqueous	Same As Above
R08120255-008 DewBurd GW622	12/17/08 14:20 12/18/08	Aqueous	Same As Above
R08120255-009 DewBurd GW697	12/17/08 14:45 12/18/08	Aqueous	Same As Above
R08120255-010 DewBurd GW695	12/17/08 15:10 12/18/08	Aqueous	Same As Above
R08120255-011 DewBurd GW694	12/17/08 15:45 12/18/08	Aqueous	Same As Above
R08120255-012 DewBurd GW696	12/17/08 16:05 12/18/08	Aqueous	Same As Above
R08120255-013 DewBurd GW615	12/17/08 11:27 12/18/08	Aqueous	Same As Above

As appropriate, any exceptions or problems with the analyses are noted in the Laboratory Analytical Report, the QA/QC Summary Report, or the Case Narrative.

If you have any questions regarding these tests results, please call.

Report Approved By:

Linda Larson
Rapid City - Project Manager



LABORATORY ANALYTICAL REPORT

Client: RESPEC Inc
Project: Edgemont
Lab ID: R08120255-001
Client Sample ID: DewBurd BLK01

Report Date: 01/27/09
Collection Date: 12/17/08 10:00
Date Received: 12/18/08
Matrix: AQUEOUS

Analyses	Result	Units	Qual	RL	MCL/ QCL	DF	Method	Analysis Date / By
MAJOR IONS								
Alkalinity, Total as CaCO ₃	ND	mg/L		5		1	A2320 B	12/23/08 10:04/mb
Carbonate as CO ₃	ND	mg/L		5		1	A2320 B	12/23/08 10:04/mb
Bicarbonate as HCO ₃	ND	mg/L		5		1	A2320 B	12/23/08 10:04/mb
Calcium	ND	mg/L		0.5		2	E200.7	01/05/09 12:39/eli-c
Chloride	ND	mg/L		1		1	E300.0	12/18/08 22:01/jmh
Fluoride	ND	mg/L		0.1		1	E300.0	12/18/08 22:01/jmh
Magnesium	ND	mg/L		0.5		2	E200.7	01/05/09 12:39/eli-c
Nitrogen, Ammonia as N	ND	mg/L		0.1		1	A4500-NH ₃ G	12/26/08 14:48/jmh
Nitrogen, Nitrate as N	ND	mg/L		0.1		1	E300.0	12/18/08 22:01/jmh
Nitrogen, Nitrite as N	ND	mg/L		0.1		1	E300.0	12/18/08 22:01/jmh
Potassium	ND	mg/L		0.5		2	E200.7	01/05/09 12:39/eli-c
Sodium	ND	mg/L	D	2		2	E200.7	01/05/09 12:39/eli-c
Sulfate	ND	mg/L		1		1	E300.0	12/18/08 22:01/jmh
Silica	ND	mg/L		0.2		2	E200.7	01/05/09 12:39/eli-c
PHYSICAL PROPERTIES								
Conductivity @ 25 C	ND	umhos/cm		5.0		1	A2510 B	12/19/08 09:02/tb
Oxidation-Reduction Potential	290	mV				1	A2580 B	12/23/08 14:30/jmh
pH	5.67	s.u.		0.01		1	A4500-H B	12/19/08 10:18/tb
Sodium Adsorption Ratio (SAR)	ND	unitless		0.10		1	Calculation	01/23/09 16:16/ADM
Solids, Total Dissolved TDS @ 180 C	12	mg/L		5		1	A2540 C	12/22/08 12:05/mb
- SAR calculations may not be appropriate for near blank results.								
METALS - DISSOLVED								
Aluminum	ND	mg/L		0.1		1	E200.8	12/26/08 18:04/eli-c
Arsenic	ND	mg/L		0.001		1	E200.8	12/26/08 18:04/eli-c
Barium	ND	mg/L		0.1		1	E200.8	12/26/08 18:04/eli-c
Boron	ND	mg/L		0.1		2	E200.7	01/05/09 12:39/eli-c
Cadmium	ND	mg/L		0.005		1	E200.8	12/26/08 18:04/eli-c
Chromium	ND	mg/L		0.05		1	E200.8	12/26/08 18:04/eli-c
Copper	ND	mg/L		0.01		1	E200.8	12/26/08 18:04/eli-c
Iron	ND	mg/L		0.03		2	E200.7	01/05/09 12:39/eli-c
Lead	ND	mg/L		0.001		1	E200.8	12/26/08 18:04/eli-c
Manganese	ND	mg/L		0.01		1	E200.8	12/26/08 18:04/eli-c
Mercury	ND	mg/L		0.001		1	E200.8	12/26/08 18:04/eli-c
Molybdenum	ND	mg/L		0.1		1	E200.8	12/26/08 18:04/eli-c
Nickel	ND	mg/L		0.05		1	E200.8	12/26/08 18:04/eli-c
Selenium	ND	mg/L		0.001		1	A3114 B	01/09/09 15:38/eli-c
Silver	ND	mg/L		0.005		1	E200.8	12/26/08 18:04/eli-c

Report RL - Analyte reporting limit.
Definitions: QCL - Quality control limit.
MDC - Minimum detectable concentration

MCL - Maximum contaminant level.
ND - Not detected at the reporting limit.
D - RL increased due to sample matrix interference.

Page 1 of 39



LABORATORY ANALYTICAL REPORT

Client: RESPEC Inc
Project: Edgemont
Lab ID: R08120255-001
Client Sample ID: DewBurd BLK01

Report Date: 01/27/09
Collection Date: 12/17/08 10:00
Date Received: 12/18/08
Matrix: AQUEOUS

Analyses	Result	Units	Qual	RL	MCL/ QCL	DF	Method	Analysis Date / By
METALS - DISSOLVED								
Thorium 232	ND	mg/L		0.005		1	E200.8	12/26/08 18:04/eli-c
Uranium	ND	mg/L		0.0003		1	E200.8	12/26/08 18:04/eli-c
Vanadium	ND	mg/L		0.1		1	E200.8	12/26/08 18:04/eli-c
Zinc	ND	mg/L		0.01		1	E200.8	12/26/08 18:04/eli-c
METALS - SUSPENDED								
Uranium	ND	mg/L	D	0.0009		1	E200.8	01/01/09 21:29/eli-c
METALS - SPECIATED								
Selenium-IV	ND	mg/L		0.001		1	A3114 B	01/08/09 15:05/eli-c
Selenium-VI	ND	mg/L		0.001		1	A3114 B	01/09/09 16:57/eli-c
RADIONUCLIDES - DISSOLVED								
Gross Alpha	0.5	pCi/L	U			1	E900.0	01/14/09 01:14/eli-c
Gross Alpha precision (±)	0.5	pCi/L				1	E900.0	01/14/09 01:14/eli-c
Gross Alpha MDC	0.8	pCi/L				1	E900.0	01/14/09 01:14/eli-c
Gross Beta	0.3	pCi/L	U			1	E900.0	01/14/09 01:14/eli-c
Gross Beta precision (±)	1.5	pCi/L				1	E900.0	01/14/09 01:14/eli-c
Gross Beta MDC	2.5	pCi/L				1	E900.0	01/14/09 01:14/eli-c
Lead 210	2.2	pCi/L	U			1	E909.0M	12/30/08 08:13/eli-c
Lead 210 precision (±)	2.4	pCi/L				1	E909.0M	12/30/08 08:13/eli-c
Lead 210 MDC	4.0	pCi/L				1	E909.0M	12/30/08 08:13/eli-c
Polonium 210	0.0	pCi/L	U	1.0		1	RMO-3008	01/09/09 11:36/eli-c
Polonium 210 precision (±)	0.18	pCi/L				1	RMO-3008	01/09/09 11:36/eli-c
Radium 226	-0.09	pCi/L	U			1	E903.0	01/05/09 12:37/eli-c
Radium 226 precision (±)	0.08	pCi/L				1	E903.0	01/05/09 12:37/eli-c
Radium 226 MDC	0.2	pCi/L				1	E903.0	01/05/09 12:37/eli-c
Thorium 230	0.0	pCi/L	U	0.2		1	E907.0	01/08/09 08:39/eli-c
Thorium 230 precision (±)	0.1	pCi/L				1	E907.0	01/08/09 08:39/eli-c
Gross Gamma	0.0	pCi/L	U			1	E901.1	12/29/08 12:00/eli-c
Gross Gamma precision (±)	20	pCi/L				1	E901.1	12/29/08 12:00/eli-c
- The MDC for Pb-210 per RG 4.14 is 1 pCi/L. The current technique can achieve an MDC of about 5 pCi/L if we have sufficient sample to process 1.0 L, and this is reported on a sample specific basis. Please consult with your local regulatory agent prior to using these results for compliance purposes.								
RADIONUCLIDES - SUSPENDED								
Lead 210	0.8	pCi/L	U			1	E909.0M	01/06/09 10:06/eli-c
Lead 210 precision (±)	6.2	pCi/L				1	E909.0M	01/06/09 10:06/eli-c
Lead 210 MDC	10.4	pCi/L				1	E909.0M	01/06/09 10:06/eli-c
Polonium 210	0.1	pCi/L	U	1.0		1	RMO-3008	01/15/09 14:33/eli-c
Polonium 210 precision (±)	0.32	pCi/L				1	RMO-3008	01/15/09 14:33/eli-c

Report RL - Analyte reporting limit.
Definitions: QCL - Quality control limit.
MDC - Minimum detectable concentration
U - Not detected at minimum detectable concentration

MCL - Maximum contaminant level.
ND - Not detected at the reporting limit.
D - RL increased due to sample matrix interference.

Page 2 of 39



LABORATORY ANALYTICAL REPORT

Client: RESPEC Inc
Project: Edgemont
Lab ID: R08120255-001
Client Sample ID: DewBurd BLK01

Report Date: 01/27/09
Collection Date: 12/17/08 10:00
Date Received: 12/18/08
Matrix: AQUEOUS

Analyses	Result	Units	Qual	RL	MCL/		Method	Analysis Date / By
					QCL	DF		
RADIONUCLIDES - SUSPENDED								
Radium 226	-0.4	pCi/L	U			1	E903.0	01/21/09 21:42/eli-c
Radium 226 precision (±)	0.2	pCi/L				1	E903.0	01/21/09 21:42/eli-c
Radium 226 MDC	0.5	pCi/L				1	E903.0	01/21/09 21:42/eli-c
Thorium 230	-0.2	pCi/L	U	0.2		1	E907.0	01/07/09 09:04/eli-c
Thorium 230 precision (±)	0.2	pCi/L				1	E907.0	01/07/09 09:04/eli-c
- The MDC for Pb-210 per RG 4.14 is 1 pCi/L. The current technique can achieve an MDC of about 5 pCi/L if we have sufficient sample to process 1.0 L, and this is reported on a sample specific basis. Please consult with your local regulatory agent prior to using these results for compliance purposes.								
RADIONUCLIDES - TOTAL								
Radon 222	121	pCi/L		100		1	D5072-92	12/19/08 15:40/eli-c
Radon 222 precision (±)	50.1	pCi/L				1	D5072-92	12/19/08 15:40/eli-c
TOTAL METALS ANALYSES								
Antimony	ND	mg/L		0.003		1	E200.8	12/30/08 01:53/eli-c
Arsenic	ND	mg/L		0.001		1	E200.8	12/30/08 01:53/eli-c
Barium	ND	mg/L		0.1		1	E200.8	12/30/08 01:53/eli-c
Beryllium	ND	mg/L		0.001		1	E200.8	01/01/09 20:56/eli-c
Boron	ND	mg/L		0.1		2	E200.7	01/05/09 17:07/eli-c
Cadmium	ND	mg/L		0.005		1	E200.8	12/30/08 01:53/eli-c
Chromium	ND	mg/L		0.05		1	E200.8	12/30/08 01:53/eli-c
Copper	ND	mg/L		0.01		1	E200.8	12/30/08 01:53/eli-c
Iron	0.04	mg/L		0.03		2	E200.7	01/05/09 17:07/eli-c
Lead	ND	mg/L		0.001		1	E200.8	12/30/08 01:53/eli-c
Manganese	ND	mg/L		0.01		1	E200.8	12/30/08 01:53/eli-c
Mercury	ND	mg/L		0.001		1	E245.1	12/26/08 15:04/eli-b
Molybdenum	ND	mg/L		0.1		1	E200.8	01/01/09 20:56/eli-c
Nickel	ND	mg/L		0.05		1	E200.8	12/30/08 01:53/eli-c
Selenium	ND	mg/L		0.001		1	E200.8	12/30/08 01:53/eli-c
Silver	ND	mg/L		0.005		1	E200.8	01/02/09 19:32/eli-c
Strontium	ND	mg/L		0.1		1	E200.8	12/30/08 01:53/eli-c
Thallium	ND	mg/L		0.001		1	E200.8	12/30/08 01:53/eli-c
Uranium	ND	mg/L		0.0003		1	E200.8	12/30/08 01:53/eli-c
Zinc	ND	mg/L		0.01		1	E200.8	01/12/09 16:49/eli-c

Report RL - Analyte reporting limit.
Definitions: QCL - Quality control limit.
MDC - Minimum detectable concentration

MCL - Maximum contaminant level.
ND - Not detected at the reporting limit.
U - Not detected at minimum detectable concentration

Page 3 of 39



LABORATORY ANALYTICAL REPORT

Client: RESPEC Inc
Project: Edgemont
Lab ID: R08120255-002
Client Sample ID: DewBurd GW681

Report Date: 01/27/09
Collection Date: 12/17/08 10:48
Date Received: 12/18/08
Matrix: AQUEOUS

Analyses	Result	Units	Qual	RL	MCL/ QCL	DF	Method	Analysis Date / By
MAJOR IONS								
Alkalinity, Total as CaCO ₃	170	mg/L		5		1	A2320 B	12/23/08 10:13/mb
Carbonate as CO ₃	ND	mg/L		5		1	A2320 B	12/23/08 10:13/mb
Bicarbonate as HCO ₃	207	mg/L		5		1	A2320 B	12/23/08 10:13/mb
Calcium	62.9	mg/L		0.5		2	E200.7	01/05/09 12:43/eli-c
Chloride	15	mg/L		1		1	E300.0	12/18/08 22:34/jmh
Fluoride	0.4	mg/L		0.1		1	E300.0	12/18/08 22:34/jmh
Magnesium	23.9	mg/L		0.5		2	E200.7	01/05/09 12:43/eli-c
Nitrogen, Ammonia as N	ND	mg/L		0.1		1	A4500-NH ₃ G	12/26/08 14:52/jmh
Nitrogen, Nitrate as N	ND	mg/L		0.1		1	E300.0	12/18/08 22:34/jmh
Nitrogen, Nitrite as N	ND	mg/L		0.1		1	E300.0	12/18/08 22:34/jmh
Potassium	9.7	mg/L		0.5		2	E200.7	01/05/09 12:43/eli-c
Sodium	215	mg/L	D	2		2	E200.7	01/05/09 12:43/eli-c
Sulfate	453	mg/L	D	3		50	E300.0	12/18/08 22:18/jmh
Silica	9.3	mg/L		0.2		2	E200.7	01/05/09 12:43/eli-c
PHYSICAL PROPERTIES								
Conductivity @ 25 C	1260	umhos/cm		5.0		1	A2510 B	12/19/08 09:04/tb
Oxidation-Reduction Potential	290	mV				1	A2580 B	12/23/08 14:30/jmh
pH	7.82	s.u.		0.01		1	A4500-H B	12/19/08 10:22/tb
Sodium Adsorption Ratio (SAR)	5.9	unitless		0.10		1	Calculation	01/23/09 16:16/ADM
Solids, Total Dissolved TDS @ 180 C	900	mg/L		5		1	A2540 C	12/22/08 12:08/mb
METALS - DISSOLVED								
Aluminum	ND	mg/L		0.1		1	E200.8	12/26/08 18:10/eli-c
Arsenic	0.001	mg/L		0.001		1	E200.8	12/26/08 18:10/eli-c
Barium	ND	mg/L		0.1		1	E200.8	12/26/08 18:10/eli-c
Boron	ND	mg/L		0.1		2	E200.7	01/05/09 12:43/eli-c
Cadmium	ND	mg/L		0.005		1	E200.8	12/26/08 18:10/eli-c
Chromium	ND	mg/L		0.05		1	E200.8	12/26/08 18:10/eli-c
Copper	ND	mg/L		0.01		1	E200.8	12/26/08 18:10/eli-c
Iron	ND	mg/L		0.03		2	E200.7	01/05/09 12:43/eli-c
Lead	ND	mg/L		0.001		1	E200.8	12/26/08 18:10/eli-c
Manganese	0.09	mg/L		0.01		1	E200.8	12/26/08 18:10/eli-c
Mercury	ND	mg/L		0.001		1	E200.8	12/26/08 18:10/eli-c
Molybdenum	ND	mg/L		0.1		1	E200.8	12/26/08 18:10/eli-c
Nickel	ND	mg/L		0.05		1	E200.8	12/26/08 18:10/eli-c
Selenium	ND	mg/L		0.001		1	A3114 B	01/09/09 15:44/eli-c
Silver	ND	mg/L		0.005		1	E200.8	12/26/08 18:10/eli-c
Thorium 232	ND	mg/L		0.005		1	E200.8	12/26/08 18:10/eli-c

Report RL - Analyte reporting limit.
Definitions: QCL - Quality control limit.
MDC - Minimum detectable concentration

MCL - Maximum contaminant level.
ND - Not detected at the reporting limit.
D - RL increased due to sample matrix interference.

Page 4 of 39



LABORATORY ANALYTICAL REPORT

Client: RESPEC Inc
Project: Edgemont
Lab ID: R08120255-002
Client Sample ID: DewBurd GW681

Report Date: 01/27/09
Collection Date: 12/17/08 10:48
Date Received: 12/18/08
Matrix: AQUEOUS

Analyses	Result	Units	Qual	RL	MCL/ QCL	DF	Method	Analysis Date / By
METALS - DISSOLVED								
Uranium	0.0083	mg/L		0.0003		1	E200.8	12/26/08 18:10/eli-c
Vanadium	ND	mg/L		0.1		1	E200.8	12/26/08 18:10/eli-c
Zinc	ND	mg/L		0.01		1	E200.8	12/26/08 18:10/eli-c
METALS - SUSPENDED								
Uranium	ND	mg/L	D	0.0009		1	E200.8	01/01/09 21:38/eli-c
METALS - SPECIATED								
Selenium-IV	ND	mg/L		0.001		1	A3114 B	01/08/09 15:12/eli-c
Selenium-VI	ND	mg/L		0.001		1	A3114 B	01/09/09 16:57/eli-c
RADIONUCLIDES - DISSOLVED								
Gross Alpha	1560	pCi/L				1	E900.0	01/14/09 01:14/eli-c
Gross Alpha precision (±)	26.2	pCi/L				1	E900.0	01/14/09 01:14/eli-c
Gross Alpha MDC	3.3	pCi/L				1	E900.0	01/14/09 01:14/eli-c
Gross Beta	526	pCi/L				1	E900.0	01/14/09 01:14/eli-c
Gross Beta precision (±)	8.7	pCi/L				1	E900.0	01/14/09 01:14/eli-c
Gross Beta MDC	5.3	pCi/L				1	E900.0	01/14/09 01:14/eli-c
Lead 210	10.7	pCi/L				1	E909.0M	12/30/08 08:13/eli-c
Lead 210 precision (±)	2.5	pCi/L				1	E909.0M	12/30/08 08:13/eli-c
Lead 210 MDC	4.0	pCi/L				1	E909.0M	12/30/08 08:13/eli-c
Polonium 210	4.8	pCi/L		1.0		1	RMO-3008	01/09/09 13:47/eli-c
Polonium 210 precision (±)	1.5	pCi/L				1	RMO-3008	01/09/09 13:47/eli-c
Radium 226	291	pCi/L				1	E903.0	01/05/09 12:37/eli-c
Radium 226 precision (±)	2.9	pCi/L				1	E903.0	01/05/09 12:37/eli-c
Radium 226 MDC	0.2	pCi/L				1	E903.0	01/05/09 12:37/eli-c
Thorium 230	0.1	pCi/L	U	0.2		1	E907.0	01/08/09 08:39/eli-c
Thorium 230 precision (±)	0.1	pCi/L				1	E907.0	01/08/09 08:39/eli-c
Gross Gamma	320	pCi/L				1	E901.1	12/29/08 12:00/eli-c
Gross Gamma precision (±)	53	pCi/L				1	E901.1	12/29/08 12:00/eli-c
RADIONUCLIDES - SUSPENDED								
Lead 210	24.2	pCi/L				1	E909.0M	01/06/09 10:06/eli-c
Lead 210 precision (±)	6.6	pCi/L				1	E909.0M	01/06/09 10:06/eli-c
Lead 210 MDC	10.4	pCi/L				1	E909.0M	01/06/09 10:06/eli-c
Polonium 210	9.2	pCi/L		1.0		1	RMO-3008	01/15/09 14:33/eli-c
Polonium 210 precision (±)	2.4	pCi/L				1	RMO-3008	01/15/09 14:33/eli-c
Radium 226	1.5	pCi/L				1	E903.0	01/21/09 21:42/eli-c
Radium 226 precision (±)	0.5	pCi/L				1	E903.0	01/21/09 21:42/eli-c

Report RL - Analyte reporting limit.
Definitions: QCL - Quality control limit.
MDC - Minimum detectable concentration
U - Not detected at minimum detectable concentration

MCL - Maximum contaminant level.
ND - Not detected at the reporting limit.
D - RL increased due to sample matrix interference.

Page 5 of 39



LABORATORY ANALYTICAL REPORT

Client: RESPEC Inc
Project: Edgemont
Lab ID: R08120255-002
Client Sample ID: DewBurd GW681

Report Date: 01/27/09
Collection Date: 12/17/08 10:48
Date Received: 12/18/08
Matrix: AQUEOUS

Analyses	Result	Units	Qual	RL	MCL/ QCL	DF	Method	Analysis Date / By
RADIONUCLIDES - SUSPENDED								
Radium 226 MDC	0.5	pCi/L				1	E903.0	01/21/09 21:42/eli-c
Thorium 230	-0.1	pCi/L	U	0.2		1	E907.0	01/07/09 09:04/eli-c
Thorium 230 precision (±)	0.1	pCi/L				1	E907.0	01/07/09 09:04/eli-c
RADIONUCLIDES - TOTAL								
Radon 222	2200	pCi/L		100		1	D5072-92	12/19/08 15:40/eli-c
Radon 222 precision (±)	73.0	pCi/L				1	D5072-92	12/19/08 15:40/eli-c
TOTAL METALS ANALYSES								
Antimony	ND	mg/L		0.003		1	E200.8	12/30/08 02:00/eli-c
Arsenic	0.002	mg/L		0.001		1	E200.8	12/30/08 02:00/eli-c
Barium	ND	mg/L		0.1		1	E200.8	12/30/08 02:00/eli-c
Beryllium	ND	mg/L		0.001		1	E200.8	01/01/09 21:02/eli-c
Boron	ND	mg/L		0.1		2	E200.7	01/05/09 17:11/eli-c
Cadmium	ND	mg/L		0.005		1	E200.8	12/30/08 02:00/eli-c
Chromium	ND	mg/L		0.05		1	E200.8	12/30/08 02:00/eli-c
Copper	ND	mg/L		0.01		1	E200.8	12/30/08 02:00/eli-c
Iron	0.09	mg/L		0.03		2	E200.7	01/05/09 17:11/eli-c
Lead	ND	mg/L		0.001		1	E200.8	12/30/08 02:00/eli-c
Manganese	0.08	mg/L		0.01		1	E200.8	12/30/08 02:00/eli-c
Mercury	ND	mg/L		0.001		1	E245.1	12/26/08 15:07/eli-b
Molybdenum	ND	mg/L		0.1		1	E200.8	01/01/09 21:02/eli-c
Nickel	ND	mg/L		0.05		1	E200.8	12/30/08 02:00/eli-c
Selenium	ND	mg/L		0.001		1	E200.8	12/30/08 02:00/eli-c
Silver	ND	mg/L		0.005		1	E200.8	01/02/09 19:38/eli-c
Strontium	1.1	mg/L		0.1		1	E200.8	12/30/08 02:00/eli-c
Thallium	ND	mg/L		0.001		1	E200.8	12/30/08 02:00/eli-c
Uranium	0.0077	mg/L		0.0003		1	E200.8	12/30/08 02:00/eli-c
Zinc	ND	mg/L		0.01		1	E200.8	01/12/09 16:55/eli-c
DATA QUALITY								
A/C Balance (± 5)	5.22	%				1	A1030 E	01/23/09 00:00/jmh
Anions	13.3	meq/L				1	A1030 E	01/23/09 00:00/jmh
Cations	14.7	meq/L				1	A1030 E	01/23/09 00:00/jmh
Solids, Total Dissolved Calculated	907	mg/L				1	A1030 E	01/23/09 00:00/jmh
TDS Balance (0.80 - 1.20)	0.990					1	A1030 E	01/23/09 00:00/jmh

Report RL - Analyte reporting limit.
Definitions: QCL - Quality control limit.
MDC - Minimum detectable concentration

MCL - Maximum contaminant level.
ND - Not detected at the reporting limit.
U - Not detected at minimum detectable concentration

Page 6 of 39



LABORATORY ANALYTICAL REPORT

Client: RESPEC Inc
Project: Edgemont
Lab ID: R08120255-003
Client Sample ID: DewBurd GW689

Report Date: 01/27/09
Collection Date: 12/17/08 11:02
Date Received: 12/18/08
Matrix: AQUEOUS

Analyses	Result	Units	Qual	RL	MCL/		Method	Analysis Date / By
					QCL	DF		
MAJOR IONS								
Alkalinity, Total as CaCO3	158	mg/L		5		1	A2320 B	12/23/08 10:14/mb
Carbonate as CO3	ND	mg/L		5		1	A2320 B	12/23/08 10:14/mb
Bicarbonate as HCO3	193	mg/L		5		1	A2320 B	12/23/08 10:14/mb
Calcium	54.4	mg/L		0.5		2	E200.7	01/05/09 12:47/eli-c
Chloride	6	mg/L		1		1	E300.0	12/18/08 23:40/jmh
Fluoride	0.5	mg/L		0.1		1	E300.0	12/18/08 23:40/jmh
Magnesium	18.1	mg/L		0.5		2	E200.7	01/05/09 12:47/eli-c
Nitrogen, Ammonia as N	ND	mg/L		0.1		1	A4500-NH3 G	12/26/08 14:55/jmh
Nitrogen, Nitrate as N	ND	mg/L		0.1		1	E300.0	12/18/08 23:40/jmh
Nitrogen, Nitrite as N	ND	mg/L		0.1		1	E300.0	12/18/08 23:40/jmh
Potassium	8.5	mg/L		0.5		2	E200.7	01/05/09 12:47/eli-c
Sodium	197	mg/L	D	2		2	E200.7	01/05/09 12:47/eli-c
Sulfate	408	mg/L	D	3		50	E300.0	12/18/08 22:51/jmh
Silica	10.3	mg/L		0.2		2	E200.7	01/05/09 12:47/eli-c
PHYSICAL PROPERTIES								
Conductivity @ 25 C	1100	umhos/cm		5.0		1	A2510 B	12/19/08 09:06/tb
Oxidation-Reduction Potential	280	mV				1	A2580 B	12/23/08 14:30/jmh
pH	7.90	s.u.		0.01		1	A4500-H B	12/19/08 10:23/tb
Sodium Adsorption Ratio (SAR)	5.9	unitless		0.10		1	Calculation	01/23/09 16:16/ADM
Solids, Total Dissolved TDS @ 180 C	750	mg/L		5		1	A2540 C	12/22/08 12:08/mb
METALS - DISSOLVED								
Aluminum	ND	mg/L		0.1		1	E200.8	12/26/08 18:44/eli-c
Arsenic	0.001	mg/L		0.001		1	E200.8	12/26/08 18:44/eli-c
Barium	ND	mg/L		0.1		1	E200.8	12/26/08 18:44/eli-c
Boron	0.1	mg/L		0.1		2	E200.7	01/05/09 12:47/eli-c
Cadmium	ND	mg/L		0.005		1	E200.8	12/26/08 18:44/eli-c
Chromium	ND	mg/L		0.05		1	E200.8	12/26/08 18:44/eli-c
Copper	ND	mg/L		0.01		1	E200.8	12/26/08 18:44/eli-c
Iron	ND	mg/L		0.03		2	E200.7	01/05/09 12:47/eli-c
Lead	ND	mg/L		0.001		1	E200.8	12/26/08 18:44/eli-c
Manganese	0.05	mg/L		0.01		1	E200.8	12/26/08 18:44/eli-c
Mercury	ND	mg/L		0.001		1	E200.8	12/26/08 18:44/eli-c
Molybdenum	ND	mg/L		0.1		1	E200.8	12/26/08 18:44/eli-c
Nickel	ND	mg/L		0.05		1	E200.8	12/26/08 18:44/eli-c
Selenium	ND	mg/L		0.001		1	A3114 B	01/09/09 15:47/eli-c
Silver	ND	mg/L		0.005		1	E200.8	12/26/08 18:44/eli-c
Thorium 232	ND	mg/L		0.005		1	E200.8	12/26/08 18:44/eli-c

Report RL - Analyte reporting limit.
Definitions: QCL - Quality control limit.
MDC - Minimum detectable concentration

MCL - Maximum contaminant level.
ND - Not detected at the reporting limit.
D - RL increased due to sample matrix interference.

Page 7 of 39



LABORATORY ANALYTICAL REPORT

Client: RESPEC Inc
Project: Edgemont
Lab ID: R08120255-003
Client Sample ID: DewBurd GW689

Report Date: 01/27/09
Collection Date: 12/17/08 11:02
Date Received: 12/18/08
Matrix: AQUEOUS

Analyses	Result	Units	Qual	RL	MCL/ QCL	DF	Method	Analysis Date / By
METALS - DISSOLVED								
Uranium	0.0050	mg/L		0.0003		1	E200.8	12/26/08 18:44/eli-c
Vanadium	ND	mg/L		0.1		1	E200.8	12/26/08 18:44/eli-c
Zinc	ND	mg/L		0.01		1	E200.8	12/26/08 18:44/eli-c
METALS - SUSPENDED								
Uranium	0.0011	mg/L	D	0.0009		1	E200.8	01/01/09 21:42/eli-c
METALS - SPECIATED								
Selenium-IV	ND	mg/L		0.001		1	A3114 B	01/08/09 15:14/eli-c
Selenium-VI	ND	mg/L		0.001		1	A3114 B	01/09/09 16:57/eli-c
RADIONUCLIDES - DISSOLVED								
Gross Alpha	54.6	pCi/L				1	E900.0	01/14/09 01:14/eli-c
Gross Alpha precision (±)	4.8	pCi/L				1	E900.0	01/14/09 01:14/eli-c
Gross Alpha MDC	2.8	pCi/L				1	E900.0	01/14/09 01:14/eli-c
Gross Beta	23.0	pCi/L				1	E900.0	01/14/09 01:14/eli-c
Gross Beta precision (±)	2.5	pCi/L				1	E900.0	01/14/09 01:14/eli-c
Gross Beta MDC	3.4	pCi/L				1	E900.0	01/14/09 01:14/eli-c
Lead 210	1.7	pCi/L	U			1	E909.0M	12/30/08 08:13/eli-c
Lead 210 precision (±)	2.4	pCi/L				1	E909.0M	12/30/08 08:13/eli-c
Lead 210 MDC	4.0	pCi/L				1	E909.0M	12/30/08 08:13/eli-c
Polonium 210	0.0	pCi/L	U	1.0		1	RMO-3008	01/09/09 13:47/eli-c
Polonium 210 precision (±)	0.20	pCi/L				1	RMO-3008	01/09/09 13:47/eli-c
Radium 226	6.2	pCi/L				1	E903.0	01/05/09 12:37/eli-c
Radium 226 precision (±)	0.5	pCi/L				1	E903.0	01/05/09 12:37/eli-c
Radium 226 MDC	0.2	pCi/L				1	E903.0	01/05/09 12:37/eli-c
Thorium 230	0.0	pCi/L	U	0.2		1	E907.0	01/08/09 08:39/eli-c
Thorium 230 precision (±)	0.1	pCi/L				1	E907.0	01/08/09 08:39/eli-c
Gross Gamma	0.0	pCi/L	U			1	E901.1	12/29/08 12:00/eli-c
Gross Gamma precision (±)	20	pCi/L				1	E901.1	12/29/08 12:00/eli-c
- The MDC for Pb-210 per RG 4.14 is 1 pCi/L. The current technique can achieve an MDC of about 5 pCi/L if we have sufficient sample to process 1.0 L, and this is reported on a sample specific basis. Please consult with your local regulatory agent prior to using these results for compliance purposes.								
RADIONUCLIDES - SUSPENDED								
Lead 210	1.4	pCi/L	U			1	E909.0M	01/06/09 10:06/eli-c
Lead 210 precision (±)	6.2	pCi/L				1	E909.0M	01/06/09 10:06/eli-c
Lead 210 MDC	10.4	pCi/L				1	E909.0M	01/06/09 10:06/eli-c
Polonium 210	0.3	pCi/L	U	1.0		1	RMO-3008	01/15/09 14:33/eli-c
Polonium 210 precision (±)	0.49	pCi/L				1	RMO-3008	01/15/09 14:33/eli-c
Radium 226	0.4	pCi/L	U			1	E903.0	01/21/09 21:42/eli-c

Report RL - Analyte reporting limit.
Definitions: QCL - Quality control limit.
MDC - Minimum detectable concentration
U - Not detected at minimum detectable concentration

MCL - Maximum contaminant level.
ND - Not detected at the reporting limit.
D - RL increased due to sample matrix interference.

Page 8 of 39



LABORATORY ANALYTICAL REPORT

Client: RESPEC Inc
Project: Edgemont
Lab ID: R08120255-003
Client Sample ID: DewBurd GW689

Report Date: 01/27/09
Collection Date: 12/17/08 11:02
Date Received: 12/18/08
Matrix: AQUEOUS

Analyses	Result	Units	Qual	RL	MCL/		Method	Analysis Date / By
					QCL	DF		
RADIONUCLIDES - SUSPENDED								
Radium 226 precision (±)	0.3	pCi/L				1	E903.0	01/21/09 21:42/eli-c
Radium 226 MDC	0.5	pCi/L				1	E903.0	01/21/09 21:42/eli-c
Thorium 230	0.1	pCi/L	U	0.2		1	E907.0	01/07/09 09:04/eli-c
Thorium 230 precision (±)	0.2	pCi/L				1	E907.0	01/07/09 09:04/eli-c
- The MDC for Pb-210 per RG 4.14 is 1 pCi/L. The current technique can achieve an MDC of about 5 pCi/L if we have sufficient sample to process 1.0 L, and this is reported on a sample specific basis. Please consult with your local regulatory agent prior to using these results for compliance purposes.								
RADIONUCLIDES - TOTAL								
Radon 222	1130	pCi/L		100		1	D5072-92	12/19/08 15:40/eli-c
Radon 222 precision (±)	62.1	pCi/L				1	D5072-92	12/19/08 15:40/eli-c
TOTAL METALS ANALYSES								
Antimony	ND	mg/L		0.003		1	E200.8	12/30/08 19:40/eli-c
Arsenic	0.005	mg/L	L	0.003		1	E200.8	12/30/08 19:40/eli-c
Barium	ND	mg/L		0.1		1	E200.8	12/30/08 19:40/eli-c
Beryllium	ND	mg/L		0.001		1	E200.8	12/30/08 19:40/eli-c
Boron	ND	mg/L		0.1		2	E200.7	01/05/09 19:08/eli-c
Cadmium	ND	mg/L		0.005		1	E200.8	12/30/08 19:40/eli-c
Chromium	ND	mg/L		0.05		1	E200.8	12/30/08 19:40/eli-c
Copper	ND	mg/L		0.01		1	E200.8	12/30/08 19:40/eli-c
Iron	2.38	mg/L		0.03		2	E200.7	01/05/09 19:08/eli-c
Lead	0.004	mg/L		0.001		1	E200.8	12/30/08 19:40/eli-c
Manganese	0.09	mg/L		0.01		1	E200.8	12/30/08 19:40/eli-c
Mercury	ND	mg/L		0.001		1	E245.1	12/26/08 15:09/eli-b
Molybdenum	ND	mg/L		0.1		1	E200.8	12/30/08 19:40/eli-c
Nickel	ND	mg/L		0.05		1	E200.8	12/30/08 19:40/eli-c
Selenium	ND	mg/L		0.001		1	E200.8	12/30/08 19:40/eli-c
Silver	ND	mg/L		0.005		1	E200.8	12/30/08 19:40/eli-c
Strontium	1.0	mg/L		0.1		1	E200.8	12/30/08 19:40/eli-c
Thallium	ND	mg/L		0.001		1	E200.8	12/30/08 19:40/eli-c
Uranium	0.0060	mg/L		0.0003		1	E200.8	12/30/08 19:40/eli-c
Zinc	0.01	mg/L		0.01		1	E200.8	12/30/08 19:40/eli-c
DATA QUALITY								
A/C Balance (± 5)	4.66	%				1	A1030 E	01/23/09 00:00/jmh
Anions	11.8	meq/L				1	A1030 E	01/23/09 00:00/jmh
Cations	13.0	meq/L				1	A1030 E	01/23/09 00:00/jmh
Solids, Total Dissolved Calculated	815	mg/L				1	A1030 E	01/23/09 00:00/jmh
TDS Balance (0.80 - 1.20)	0.920					1	A1030 E	01/23/09 00:00/jmh

Report RL - Analyte reporting limit.
Definitions: QCL - Quality control limit.
MDC - Minimum detectable concentration
U - Not detected at minimum detectable concentration

MCL - Maximum contaminant level.
ND - Not detected at the reporting limit.
L - Lowest available reporting limit for the analytical method used.

Page 9 of 39



LABORATORY ANALYTICAL REPORT

Client: RESPEC Inc
Project: Edgemont
Lab ID: R08120255-004
Client Sample ID: DewBurd GW3026

Report Date: 01/27/09
Collection Date: 12/17/08 12:46
Date Received: 12/18/08
Matrix: AQUEOUS

Analyses	Result	Units	Qual	RL	MCL/		DF	Method	Analysis Date / By
					QCL				
MAJOR IONS									
Alkalinity, Total as CaCO3	180	mg/L		5			1	A2320 B	12/23/08 10:17/mb
Carbonate as CO3	ND	mg/L		5			1	A2320 B	12/23/08 10:17/mb
Bicarbonate as HCO3	219	mg/L		5			1	A2320 B	12/23/08 10:17/mb
Calcium	377	mg/L		0.5			2	E200.7	01/05/09 13:03/eli-c
Chloride	16	mg/L		1			1	E300.0	12/19/08 00:46/jmh
Fluoride	0.4	mg/L		0.1			1	E300.0	12/19/08 00:46/jmh
Magnesium	120	mg/L		0.5			2	E200.7	01/05/09 13:03/eli-c
Nitrogen, Ammonia as N	0.5	mg/L		0.1			1	A4500-NH3 G	12/26/08 14:57/jmh
Nitrogen, Nitrate as N	ND	mg/L		0.1			1	E300.0	12/19/08 00:46/jmh
Nitrogen, Nitrite as N	ND	mg/L		0.1			1	E300.0	12/19/08 00:46/jmh
Potassium	19.7	mg/L		0.5			2	E200.7	01/05/09 13:03/eli-c
Sodium	164	mg/L	D	2			2	E200.7	01/05/09 13:03/eli-c
Sulfate	1290	mg/L	D	3			50	E300.0	12/18/08 23:56/jmh
Silica	9.6	mg/L		0.2			2	E200.7	01/05/09 13:03/eli-c
PHYSICAL PROPERTIES									
Conductivity @ 25 C	2490	umhos/cm		5.0			1	A2510 B	12/19/08 09:07/tb
Oxidation-Reduction Potential	310	mV					1	A2580 B	12/23/08 14:30/jmh
pH	6.83	s.u.		0.01			1	A4500-H B	12/19/08 10:24/tb
Sodium Adsorption Ratio (SAR)	1.9	unitless		0.10			1	Calculation	01/23/09 16:16/ADM
Solids, Total Dissolved TDS @ 180 C	2300	mg/L		5			1	A2540 C	12/22/08 12:09/mb
METALS - DISSOLVED									
Aluminum	ND	mg/L		0.1			1	E200.8	12/26/08 18:51/eli-c
Arsenic	0.002	mg/L		0.001			1	E200.8	12/26/08 18:51/eli-c
Barium	ND	mg/L		0.1			1	E200.8	12/26/08 18:51/eli-c
Boron	0.2	mg/L		0.1			2	E200.7	01/05/09 13:03/eli-c
Cadmium	ND	mg/L		0.005			1	E200.8	12/26/08 18:51/eli-c
Chromium	ND	mg/L		0.05			1	E200.8	12/26/08 18:51/eli-c
Copper	ND	mg/L		0.01			1	E200.8	12/26/08 18:51/eli-c
Iron	6.93	mg/L		0.03			2	E200.7	01/05/09 13:03/eli-c
Lead	ND	mg/L		0.001			1	E200.8	12/26/08 18:51/eli-c
Manganese	1.18	mg/L		0.01			1	E200.8	12/26/08 18:51/eli-c
Mercury	ND	mg/L		0.001			1	E200.8	12/26/08 18:51/eli-c
Molybdenum	ND	mg/L		0.1			1	E200.8	12/26/08 18:51/eli-c
Nickel	ND	mg/L		0.05			1	E200.8	12/26/08 18:51/eli-c
Selenium	ND	mg/L		0.001			1	A3114 B	01/09/09 15:49/eli-c
Silver	ND	mg/L		0.005			1	E200.8	12/26/08 18:51/eli-c
Thorium 232	ND	mg/L		0.005			1	E200.8	12/26/08 18:51/eli-c

Report RL - Analyte reporting limit.

Definitions: QCL - Quality control limit.

MDC - Minimum detectable concentration

MCL - Maximum contaminant level.

ND - Not detected at the reporting limit.

D - RL increased due to sample matrix interference.

Page 10 of 39



LABORATORY ANALYTICAL REPORT

Client: RESPEC Inc
Project: Edgemont
Lab ID: R08120255-004
Client Sample ID: DewBurd GW3026

Report Date: 01/27/09
Collection Date: 12/17/08 12:46
Date Received: 12/18/08
Matrix: AQUEOUS

Analyses	Result	Units	Qual	RL	MCL/ QCL	DF	Method	Analysis Date / By
METALS - DISSOLVED								
Uranium	0.0045	mg/L		0.0003		1	E200.8	12/26/08 18:51/eli-c
Vanadium	ND	mg/L		0.1		1	E200.8	12/26/08 18:51/eli-c
Zinc	ND	mg/L		0.01		1	E200.8	12/26/08 18:51/eli-c
METALS - SUSPENDED								
Uranium	ND	mg/L	D	0.0009		1	E200.8	01/01/09 21:46/eli-c
METALS - SPECIATED								
Selenium-IV	ND	mg/L		0.001		1	A3114 B	01/08/09 15:16/eli-c
Selenium-VI	ND	mg/L		0.001		1	A3114 B	01/09/09 16:57/eli-c
RADIONUCLIDES - DISSOLVED								
Gross Alpha	23.9	pCi/L				1	E900.0	01/14/09 01:14/eli-c
Gross Alpha precision (±)	6.1	pCi/L				1	E900.0	01/14/09 01:14/eli-c
Gross Alpha MDC	6.8	pCi/L				1	E900.0	01/14/09 01:14/eli-c
Gross Beta	19.0	pCi/L				1	E900.0	01/14/09 01:14/eli-c
Gross Beta precision (±)	5.8	pCi/L				1	E900.0	01/14/09 01:14/eli-c
Gross Beta MDC	9.1	pCi/L				1	E900.0	01/14/09 01:14/eli-c
Lead 210	2.3	pCi/L	U			1	E909.0M	12/30/08 08:13/eli-c
Lead 210 precision (±)	4.8	pCi/L				1	E909.0M	12/30/08 08:13/eli-c
Lead 210 MDC	8.0	pCi/L				1	E909.0M	12/30/08 08:13/eli-c
Polonium 210	0.2	pCi/L	U	1.0		1	RMO-3008	01/09/09 13:47/eli-c
Polonium 210 precision (±)	0.34	pCi/L				1	RMO-3008	01/09/09 13:47/eli-c
Radium 226	2.7	pCi/L				1	E903.0	01/05/09 12:37/eli-c
Radium 226 precision (±)	0.3	pCi/L				1	E903.0	01/05/09 12:37/eli-c
Radium 226 MDC	0.2	pCi/L				1	E903.0	01/05/09 12:37/eli-c
Thorium 230	0.1	pCi/L	U	0.2		1	E907.0	01/08/09 08:39/eli-c
Thorium 230 precision (±)	0.2	pCi/L				1	E907.0	01/08/09 08:39/eli-c
Gross Gamma	0.0	pCi/L	U			1	E901.1	12/29/08 12:00/eli-c
Gross Gamma precision (±)	20	pCi/L				1	E901.1	12/29/08 12:00/eli-c
- The MDC for Pb-210 per RG 4.14 is 1 pCi/L. The current technique can achieve an MDC of about 5 pCi/L if we have sufficient sample to process 1.0 L, and this is reported on a sample specific basis. Please consult with your local regulatory agent prior to using these results for compliance purposes.								
RADIONUCLIDES - SUSPENDED								
Lead 210	4.0	pCi/L	U			1	E909.0M	01/06/09 10:06/eli-c
Lead 210 precision (±)	6.3	pCi/L				1	E909.0M	01/06/09 10:06/eli-c
Lead 210 MDC	10.4	pCi/L				1	E909.0M	01/06/09 10:06/eli-c
Polonium 210	0.0	pCi/L	U	1.0		1	RMO-3008	01/15/09 14:33/eli-c
Polonium 210 precision (±)	0.31	pCi/L				1	RMO-3008	01/15/09 14:33/eli-c
Radium 226	0.2	pCi/L	U			1	E903.0	01/21/09 21:42/eli-c

Report RL - Analyte reporting limit.
Definitions: QCL - Quality control limit.
MDC - Minimum detectable concentration
U - Not detected at minimum detectable concentration

MCL - Maximum contaminant level.
ND - Not detected at the reporting limit.
D - RL increased due to sample matrix interference.

Page 11 of 39



LABORATORY ANALYTICAL REPORT

Client: RESPEC Inc
Project: Edgemont
Lab ID: R08120255-004
Client Sample ID: DewBurd GW3026

Report Date: 01/27/09
Collection Date: 12/17/08 12:46
Date Received: 12/18/08
Matrix: AQUEOUS

Analyses	Result	Units	Qual	RL	MCL/ QCL	DF	Method	Analysis Date / By
RADIONUCLIDES - SUSPENDED								
Radium 226 precision (±)	0.3	pCi/L				1	E903.0	01/21/09 21:42/eli-c
Radium 226 MDC	0.4	pCi/L				1	E903.0	01/21/09 21:42/eli-c
Thorium 230	0.1	pCi/L	U	0.2		1	E907.0	01/07/09 13:33/eli-c
Thorium 230 precision (±)	0.2	pCi/L				1	E907.0	01/07/09 13:33/eli-c
- The MDC for Pb-210 per RG 4.14 is 1 pCi/L. The current technique can achieve an MDC of about 5 pCi/L if we have sufficient sample to process 1.0 L, and this is reported on a sample specific basis. Please consult with your local regulatory agent prior to using these results for compliance purposes.								
RADIONUCLIDES - TOTAL								
Radon 222	355	pCi/L		100		1	D5072-92	12/19/08 15:40/eli-c
Radon 222 precision (±)	52.2	pCi/L				1	D5072-92	12/19/08 15:40/eli-c
TOTAL METALS ANALYSES								
Antimony	ND	mg/L		0.003		1	E200.8	12/30/08 02:06/eli-c
Arsenic	0.009	mg/L		0.001		1	E200.8	12/30/08 02:06/eli-c
Barium	ND	mg/L		0.1		1	E200.8	12/30/08 02:06/eli-c
Beryllium	ND	mg/L		0.001		1	E200.8	01/01/09 21:09/eli-c
Boron	0.2	mg/L		0.1		2	E200.7	01/05/09 17:15/eli-c
Cadmium	ND	mg/L		0.005		1	E200.8	12/30/08 02:06/eli-c
Chromium	ND	mg/L		0.05		1	E200.8	12/30/08 02:06/eli-c
Copper	ND	mg/L		0.01		1	E200.8	12/30/08 02:06/eli-c
Iron	17.0	mg/L		0.03		2	E200.7	01/05/09 17:15/eli-c
Lead	ND	mg/L		0.001		1	E200.8	12/30/08 02:06/eli-c
Manganese	1.08	mg/L		0.01		1	E200.8	12/30/08 02:06/eli-c
Mercury	ND	mg/L		0.001		1	E245.1	12/26/08 15:11/eli-b
Molybdenum	ND	mg/L		0.1		1	E200.8	01/01/09 21:09/eli-c
Nickel	ND	mg/L		0.05		1	E200.8	12/30/08 02:06/eli-c
Selenium	ND	mg/L		0.001		1	E200.8	12/30/08 02:06/eli-c
Silver	ND	mg/L		0.005		1	E200.8	01/02/09 19:45/eli-c
Strontium	5.9	mg/L		0.1		1	E200.8	12/30/08 02:06/eli-c
Thallium	ND	mg/L		0.001		1	E200.8	12/30/08 02:06/eli-c
Uranium	0.0047	mg/L		0.0003		1	E200.8	12/30/08 02:06/eli-c
Zinc	ND	mg/L		0.01		1	E200.8	01/12/09 17:02/eli-c
DATA QUALITY								
A/C Balance (± 5)	8.46	%				1	A1030 E	01/23/09 00:00/jmh
Anions	31.0	meq/L				1	A1030 E	01/23/09 00:00/jmh
Cations	36.7	meq/L				1	A1030 E	01/23/09 00:00/jmh
Solids, Total Dissolved Calculated	2120	mg/L				1	A1030 E	01/23/09 00:00/jmh
TDS Balance (0.80 - 1.20)	1.08					1	A1030 E	01/23/09 00:00/jmh

Report RL - Analyte reporting limit.
Definitions: QCL - Quality control limit.
MDC - Minimum detectable concentration

MCL - Maximum contaminant level.
ND - Not detected at the reporting limit.
U - Not detected at minimum detectable concentration

Page 12 of 39



LABORATORY ANALYTICAL REPORT

Client: RESPEC Inc
Project: Edgemont
Lab ID: R08120255-005
Client Sample ID: DewBurd GW698

Report Date: 01/27/09
Collection Date: 12/17/08 13:00
Date Received: 12/18/08
Matrix: AQUEOUS

Analyses	Result	Units	Qual	RL	MCL/ QCL	DF	Method	Analysis Date / By
MAJOR IONS								
Alkalinity, Total as CaCO ₃	114	mg/L		5		1	A2320 B	12/23/08 10:29/mb
Carbonate as CO ₃	ND	mg/L		5		1	A2320 B	12/23/08 10:29/mb
Bicarbonate as HCO ₃	139	mg/L		5		1	A2320 B	12/23/08 10:29/mb
Calcium	374	mg/L		0.5		2	E200.7	01/05/09 13:07/eli-c
Chloride	10	mg/L		1		1	E300.0	12/19/08 01:18/jmh
Fluoride	0.2	mg/L		0.1		1	E300.0	12/19/08 01:18/jmh
Magnesium	135	mg/L		0.5		2	E200.7	01/05/09 13:07/eli-c
Nitrogen, Ammonia as N	0.2	mg/L		0.1		1	A4500-NH ₃ G	12/26/08 14:58/jmh
Nitrogen, Nitrate as N	ND	mg/L		0.1		1	E300.0	12/19/08 01:18/jmh
Nitrogen, Nitrite as N	ND	mg/L		0.1		1	E300.0	12/19/08 01:18/jmh
Potassium	15.5	mg/L		0.5		2	E200.7	01/05/09 13:07/eli-c
Sodium	84	mg/L	D	2		2	E200.7	01/05/09 13:07/eli-c
Sulfate	1340	mg/L	D	3		50	E300.0	12/19/08 01:02/jmh
Silica	11.3	mg/L		0.2		2	E200.7	01/05/09 13:07/eli-c
PHYSICAL PROPERTIES								
Conductivity @ 25 C	2290	umhos/cm		5.0		1	A2510 B	12/19/08 09:09/tb
Oxidation-Reduction Potential	160	mV				1	A2580 B	12/23/08 14:30/jmh
pH	6.92	s.u.		0.01		1	A4500-H B	12/19/08 10:25/tb
Sodium Adsorption Ratio (SAR)	0.95	unitless		0.10		1	Calculation	01/23/09 16:16/ADM
Solids, Total Dissolved TDS @ 180 C	2200	mg/L		5		1	A2540 C	12/22/08 12:11/mb
METALS - DISSOLVED								
Aluminum	ND	mg/L		0.1		1	E200.8	12/26/08 18:58/eli-c
Arsenic	ND	mg/L		0.001		1	E200.8	12/26/08 18:58/eli-c
Barium	ND	mg/L		0.1		1	E200.8	12/26/08 18:58/eli-c
Boron	ND	mg/L		0.1		2	E200.7	01/05/09 13:07/eli-c
Cadmium	ND	mg/L		0.005		1	E200.8	12/26/08 18:58/eli-c
Chromium	ND	mg/L		0.05		1	E200.8	12/26/08 18:58/eli-c
Copper	ND	mg/L		0.01		1	E200.8	12/26/08 18:58/eli-c
Iron	2.99	mg/L		0.03		2	E200.7	01/05/09 13:07/eli-c
Lead	ND	mg/L		0.001		1	E200.8	12/26/08 18:58/eli-c
Manganese	2.58	mg/L		0.01		1	E200.8	12/26/08 18:58/eli-c
Mercury	ND	mg/L		0.001		1	E200.8	12/26/08 18:58/eli-c
Molybdenum	ND	mg/L		0.1		1	E200.8	12/26/08 18:58/eli-c
Nickel	ND	mg/L		0.05		1	E200.8	12/26/08 18:58/eli-c
Selenium	ND	mg/L		0.001		1	A3114 B	01/09/09 15:51/eli-c
Silver	ND	mg/L		0.005		1	E200.8	12/26/08 18:58/eli-c
Thorium 232	ND	mg/L		0.005		1	E200.8	12/26/08 18:58/eli-c

Report RL - Analyte reporting limit.
Definitions: QCL - Quality control limit.
MDC - Minimum detectable concentration

MCL - Maximum contaminant level.
ND - Not detected at the reporting limit.
D - RL increased due to sample matrix interference.

Page 13 of 39



LABORATORY ANALYTICAL REPORT

Client: RESPEC Inc
Project: Edgemont
Lab ID: R08120255-005
Client Sample ID: DewBurd GW698

Report Date: 01/27/09
Collection Date: 12/17/08 13:00
Date Received: 12/18/08
Matrix: AQUEOUS

Analyses	Result	Units	Qual	RL	MCL/ QCL	DF	Method	Analysis Date / By
METALS - DISSOLVED								
Uranium	0.0998	mg/L		0.0003		1	E200.8	12/26/08 18:58/eli-c
Vanadium	ND	mg/L		0.1		1	E200.8	12/26/08 18:58/eli-c
Zinc	ND	mg/L		0.01		1	E200.8	12/26/08 18:58/eli-c
METALS - SUSPENDED								
Uranium	0.0028	mg/L	D	0.0009		1	E200.8	01/01/09 21:50/eli-c
METALS - SPECIATED								
Selenium-IV	ND	mg/L		0.001		1	A3114 B	01/08/09 15:19/eli-c
Selenium-VI	ND	mg/L		0.001		1	A3114 B	01/09/09 16:57/eli-c
RADIONUCLIDES - DISSOLVED								
Gross Alpha	1570	pCi/L				1	E900.0	01/14/09 01:14/eli-ca
Gross Alpha precision (±)	37.7	pCi/L				1	E900.0	01/14/09 01:14/eli-ca
Gross Alpha MDC	6.7	pCi/L				1	E900.0	01/14/09 01:14/eli-ca
Gross Beta	664	pCi/L				1	E900.0	01/14/09 01:14/eli-ca
Gross Beta precision (±)	13.0	pCi/L				1	E900.0	01/14/09 01:14/eli-ca
Gross Beta MDC	9.1	pCi/L				1	E900.0	01/14/09 01:14/eli-ca
Lead 210	4.7	pCi/L				1	E909.0M	12/30/08 08:13/eli-c
Lead 210 precision (±)	2.5	pCi/L				1	E909.0M	12/30/08 08:13/eli-c
Lead 210 MDC	4.0	pCi/L				1	E909.0M	12/30/08 08:13/eli-c
Polonium 210	0.3	pCi/L	U	1.0		1	RMO-3008	01/09/09 13:47/eli-c
Polonium 210 precision (±)	0.35	pCi/L				1	RMO-3008	01/09/09 13:47/eli-c
Radium 226	363	pCi/L				1	E903.0	01/05/09 12:37/eli-ca
Radium 226 precision (±)	3.1	pCi/L				1	E903.0	01/05/09 12:37/eli-ca
Radium 226 MDC	0.1	pCi/L				1	E903.0	01/05/09 12:37/eli-ca
Thorium 230	0.1	pCi/L	U	0.2		1	E907.0	01/08/09 08:39/eli-c
Thorium 230 precision (±)	0.2	pCi/L				1	E907.0	01/08/09 08:39/eli-c
Gross Gamma	620	pCi/L				1	E901.1	12/29/08 12:00/eli-c
Gross Gamma precision (±)	63	pCi/L				1	E901.1	12/29/08 12:00/eli-c
RADIONUCLIDES - SUSPENDED								
Lead 210	3.2	pCi/L	U			1	E909.0M	01/06/09 10:06/eli-c
Lead 210 precision (±)	6.3	pCi/L				1	E909.0M	01/06/09 10:06/eli-c
Lead 210 MDC	10.4	pCi/L				1	E909.0M	01/06/09 10:06/eli-c
Polonium 210	1.0	pCi/L		1.0		1	RMO-3008	01/15/09 14:33/eli-c
Polonium 210 precision (±)	0.81	pCi/L				1	RMO-3008	01/15/09 14:33/eli-c
Radium 226	4.7	pCi/L				1	E903.0	01/21/09 21:42/eli-c
Radium 226 precision (±)	0.7	pCi/L				1	E903.0	01/21/09 21:42/eli-c

Report RL - Analyte reporting limit.
Definitions: QCL - Quality control limit.
MDC - Minimum detectable concentration
U - Not detected at minimum detectable concentration

MCL - Maximum contaminant level.
ND - Not detected at the reporting limit.
D - RL increased due to sample matrix interference.

Page 14 of 39



LABORATORY ANALYTICAL REPORT

Client: RESPEC Inc
Project: Edgemont
Lab ID: R08120255-005
Client Sample ID: DewBurd GW698

Report Date: 01/27/09
Collection Date: 12/17/08 13:00
Date Received: 12/18/08
Matrix: AQUEOUS

Analyses	Result	Units	Qual	RL	MCL/ QCL	DF	Method	Analysis Date / By
RADIONUCLIDES - SUSPENDED								
Radium 226 MDC	0.5	pCi/L				1	E903.0	01/21/09 21:42/eli-c
Thorium 230	0.2	pCi/L	U	0.2		1	E907.0	01/07/09 13:33/eli-c
Thorium 230 precision (±)	0.3	pCi/L				1	E907.0	01/07/09 13:33/eli-c

- The MDC for Pb-210 per RG 4.14 is 1 pCi/L. The current technique can achieve an MDC of about 5 pCi/L if we have sufficient sample to process 1.0 L, and this is reported on a sample specific basis. Please consult with your local regulatory agent prior to using these results for compliance purposes.

RADIONUCLIDES - TOTAL

Radon 222	37600	pCi/L		100		1	D5072-92	12/19/08 15:40/eli-c
Radon 222 precision (±)	230	pCi/L				1	D5072-92	12/19/08 15:40/eli-c

TOTAL METALS ANALYSES

Antimony	ND	mg/L		0.003		1	E200.8	01/14/09 13:58/eli-c
Arsenic	0.004	mg/L	L	0.002		1	E200.8	01/01/09 19:35/eli-c
Barium	ND	mg/L		0.1		1	E200.8	01/01/09 19:35/eli-c
Beryllium	ND	mg/L		0.001		1	E200.8	01/01/09 19:35/eli-c
Boron	ND	mg/L		0.1		2	E200.7	01/05/09 19:57/eli-c
Cadmium	ND	mg/L		0.005		1	E200.8	01/01/09 19:35/eli-c
Chromium	ND	mg/L		0.05		1	E200.8	01/01/09 19:35/eli-c
Copper	ND	mg/L		0.01		1	E200.8	01/01/09 19:35/eli-c
Iron	4.66	mg/L		0.03		2	E200.7	01/05/09 19:57/eli-c
Lead	ND	mg/L		0.001		1	E200.8	01/01/09 19:35/eli-c
Manganese	2.54	mg/L		0.01		1	E200.8	01/01/09 19:35/eli-c
Mercury	ND	mg/L		0.001		1	E245.1	12/26/08 15:19/eli-b
Molybdenum	ND	mg/L		0.1		1	E200.8	01/01/09 19:35/eli-c
Nickel	ND	mg/L		0.05		1	E200.8	01/01/09 19:35/eli-c
Selenium	ND	mg/L	L	0.002		1	E200.8	01/01/09 19:35/eli-c
Silver	ND	mg/L		0.005		1	E200.8	01/01/09 19:35/eli-c
Strontium	4.9	mg/L		0.1		1	E200.8	01/01/09 19:35/eli-c
Thallium	ND	mg/L		0.001		1	E200.8	01/01/09 19:35/eli-c
Uranium	0.112	mg/L		0.0003		1	E200.8	01/01/09 19:35/eli-c
Zinc	ND	mg/L		0.01		1	E200.8	01/08/09 17:22/eli-c

-Sb fails high in LCS, since sample is ND it is not effected by the high bias. Rdw

DATA QUALITY

A/C Balance (± 5)	5.82	%				1	A1030 E	01/23/09 00:00/jmh
Anions	30.4	meq/L				1	A1030 E	01/23/09 00:00/jmh
Cations	34.2	meq/L				1	A1030 E	01/23/09 00:00/jmh
Solids, Total Dissolved Calculated	2060	mg/L				1	A1030 E	01/23/09 00:00/jmh
TDS Balance (0.80 - 1.20)	1.07					1	A1030 E	01/23/09 00:00/jmh

Report RL - Analyte reporting limit.
Definitions: QCL - Quality control limit.
MDC - Minimum detectable concentration
U - Not detected at minimum detectable concentration

MCL - Maximum contaminant level.
ND - Not detected at the reporting limit.
L - Lowest available reporting limit for the analytical method used.

Page 15 of 39



LABORATORY ANALYTICAL REPORT

Client: RESPEC Inc
Project: Edgemont
Lab ID: R08120255-006
Client Sample ID: DewBurd GW698

Report Date: 01/27/09
Collection Date: 12/17/08 13:15
Date Received: 12/18/08
Matrix: AQUEOUS

Analyses	Result	Units	Qual	RL	MCL/ QCL	DF	Method	Analysis Date / By
MAJOR IONS								
Alkalinity, Total as CaCO ₃	114	mg/L		5		1	A2320 B	12/23/08 10:56/mb
Carbonate as CO ₃	ND	mg/L		5		1	A2320 B	12/23/08 10:56/mb
Bicarbonate as HCO ₃	139	mg/L		5		1	A2320 B	12/23/08 10:56/mb
Calcium	392	mg/L		0.5		2	E200.7	01/05/09 13:11/eli-c
Chloride	10	mg/L		1		1	E300.0	12/19/08 01:51/jmh
Fluoride	0.2	mg/L		0.1		1	E300.0	12/19/08 01:51/jmh
Magnesium	143	mg/L		0.5		2	E200.7	01/05/09 13:11/eli-c
Nitrogen, Ammonia as N	0.2	mg/L		0.1		1	A4500-NH ₃ G	12/26/08 14:59/jmh
Nitrogen, Nitrate as N	ND	mg/L		0.1		1	E300.0	12/19/08 01:51/jmh
Nitrogen, Nitrite as N	ND	mg/L		0.1		1	E300.0	12/19/08 01:51/jmh
Potassium	16.2	mg/L		0.5		2	E200.7	01/05/09 13:11/eli-c
Sodium	90	mg/L	D	2		2	E200.7	01/05/09 13:11/eli-c
Sulfate	1340	mg/L	D	3		50	E300.0	12/19/08 01:35/jmh
Silica	11.4	mg/L		0.2		2	E200.7	01/05/09 13:11/eli-c
PHYSICAL PROPERTIES								
Conductivity @ 25 C	2320	umhos/cm		5.0		1	A2510 B	12/19/08 09:10/tb
Oxidation-Reduction Potential	220	mV				1	A2580 B	12/23/08 14:30/jmh
pH	6.86	s.u.		0.01		1	A4500-H B	12/19/08 10:26/tb
Sodium Adsorption Ratio (SAR)	0.99	unitless		0.10		1	Calculation	01/23/09 16:16/ADM
Solids, Total Dissolved TDS @ 180 C	2200	mg/L		5		1	A2540 C	12/22/08 12:12/mb
METALS - DISSOLVED								
Aluminum	ND	mg/L		0.1		1	E200.8	12/26/08 19:05/eli-c
Arsenic	ND	mg/L		0.001		1	E200.8	12/26/08 19:05/eli-c
Barium	ND	mg/L		0.1		1	E200.8	12/26/08 19:05/eli-c
Boron	ND	mg/L		0.1		2	E200.7	01/05/09 13:11/eli-c
Cadmium	ND	mg/L		0.005		1	E200.8	12/26/08 19:05/eli-c
Chromium	ND	mg/L		0.05		1	E200.8	12/26/08 19:05/eli-c
Copper	ND	mg/L		0.01		1	E200.8	12/26/08 19:05/eli-c
Iron	0.22	mg/L		0.03		2	E200.7	01/05/09 13:11/eli-c
Lead	ND	mg/L		0.001		1	E200.8	12/26/08 19:05/eli-c
Manganese	2.63	mg/L		0.01		1	E200.8	12/26/08 19:05/eli-c
Mercury	ND	mg/L		0.001		1	E200.8	12/26/08 19:05/eli-c
Molybdenum	ND	mg/L		0.1		1	E200.8	12/26/08 19:05/eli-c
Nickel	ND	mg/L		0.05		1	E200.8	12/26/08 19:05/eli-c
Selenium	ND	mg/L		0.001		1	A3114 B	01/09/09 15:54/eli-c
Silver	ND	mg/L		0.005		1	E200.8	12/26/08 19:05/eli-c
Thorium 232	ND	mg/L		0.005		1	E200.8	12/26/08 19:05/eli-c

Report RL - Analyte reporting limit.
Definitions: QCL - Quality control limit.
MDC - Minimum detectable concentration

MCL - Maximum contaminant level.
ND - Not detected at the reporting limit.
D - RL increased due to sample matrix interference.

Page 16 of 39



LABORATORY ANALYTICAL REPORT

Client: RESPEC Inc
Project: Edgemont
Lab ID: R08120255-006
Client Sample ID: DewBurd GW698

Report Date: 01/27/09
Collection Date: 12/17/08 13:15
Date Received: 12/18/08
Matrix: AQUEOUS

Analyses	Result	Units	Qual	RL	MCL/ QCL	DF	Method	Analysis Date / By
METALS - DISSOLVED								
Uranium	0.0956	mg/L		0.0003		1	E200.8	12/26/08 19:05/eli-c
Vanadium	ND	mg/L		0.1		1	E200.8	12/26/08 19:05/eli-c
Zinc	ND	mg/L		0.01		1	E200.8	12/26/08 19:05/eli-c
METALS - SUSPENDED								
Uranium	0.0055	mg/L	D	0.0009		1	E200.8	01/01/09 22:10/eli-c
METALS - SPECIATED								
Selenium-IV	ND	mg/L		0.001		1	A3114 B	01/08/09 15:23/eli-c
Selenium-VI	ND	mg/L		0.001		1	A3114 B	01/09/09 16:57/eli-c
RADIONUCLIDES - DISSOLVED								
Gross Alpha	1730	pCi/L				1	E900.0	01/14/09 01:14/eli-c
Gross Alpha precision (±)	39.2	pCi/L				1	E900.0	01/14/09 01:14/eli-c
Gross Alpha MDC	6.5	pCi/L				1	E900.0	01/14/09 01:14/eli-c
Gross Beta	626	pCi/L				1	E900.0	01/14/09 01:14/eli-c
Gross Beta precision (±)	12.6	pCi/L				1	E900.0	01/14/09 01:14/eli-c
Gross Beta MDC	9.1	pCi/L				1	E900.0	01/14/09 01:14/eli-c
Lead 210	4.1	pCi/L				1	E909.0M	12/30/08 08:13/eli-c
Lead 210 precision (±)	2.4	pCi/L				1	E909.0M	12/30/08 08:13/eli-c
Lead 210 MDC	4.0	pCi/L				1	E909.0M	12/30/08 08:13/eli-c
Polonium 210	0.4	pCi/L	U	1.0		1	RMO-3008	01/09/09 13:47/eli-c
Polonium 210 precision (±)	0.42	pCi/L				1	RMO-3008	01/09/09 13:47/eli-c
Radium 226	335	pCi/L				1	E903.0	01/05/09 12:37/eli-c
Radium 226 precision (±)	3.2	pCi/L				1	E903.0	01/05/09 12:37/eli-c
Radium 226 MDC	0.2	pCi/L				1	E903.0	01/05/09 12:37/eli-c
Thorium 230	0.0	pCi/L	U	0.2		1	E907.0	01/08/09 08:39/eli-c
Thorium 230 precision (±)	0.09	pCi/L				1	E907.0	01/08/09 08:39/eli-c
Gross Gamma	650	pCi/L				1	E901.1	12/29/08 12:00/eli-c
Gross Gamma precision (±)	66	pCi/L				1	E901.1	12/29/08 12:00/eli-c
RADIONUCLIDES - SUSPENDED								
Lead 210	3.4	pCi/L	U			1	E909.0M	01/06/09 10:06/eli-c
Lead 210 precision (±)	6.3	pCi/L				1	E909.0M	01/06/09 10:06/eli-c
Lead 210 MDC	10.4	pCi/L				1	E909.0M	01/06/09 10:06/eli-c
Polonium 210	1.4	pCi/L		1.0		1	RMO-3008	01/15/09 14:33/eli-c
Polonium 210 precision (±)	0.69	pCi/L				1	RMO-3008	01/15/09 14:33/eli-c
Radium 226	21.6	pCi/L				1	E903.0	01/21/09 21:42/eli-c
Radium 226 precision (±)	1.4	pCi/L				1	E903.0	01/21/09 21:42/eli-c

Report RL - Analyte reporting limit.
Definitions: QCL - Quality control limit.
MDC - Minimum detectable concentration
U - Not detected at minimum detectable concentration

MCL - Maximum contaminant level.
ND - Not detected at the reporting limit.
D - RL increased due to sample matrix interference.

Page 17 of 39



LABORATORY ANALYTICAL REPORT

Client: RESPEC Inc
Project: Edgemont
Lab ID: R08120255-006
Client Sample ID: DewBurd GW698

Report Date: 01/27/09
Collection Date: 12/17/08 13:15
Date Received: 12/18/08
Matrix: AQUEOUS

Analyses	Result	Units	Qual	RL	MCL/		DF	Method	Analysis Date / By
					QCL				
RADIONUCLIDES - SUSPENDED									
Radium 226 MDC	0.5	pCi/L					1	E903.0	01/21/09 21:42/eli-c
Thorium 230	0.3	pCi/L	U	0.2			1	E907.0	01/07/09 13:33/eli-c
Thorium 230 precision (±)	0.3	pCi/L					1	E907.0	01/07/09 13:33/eli-c
- The MDC for Pb-210 per RG 4.14 is 1 pCi/L. The current technique can achieve an MDC of about 5 pCi/L if we have sufficient sample to process 1.0 L, and this is reported on a sample specific basis. Please consult with your local regulatory agent prior to using these results for compliance purposes.									
RADIONUCLIDES - TOTAL									
Radon 222	36700	pCi/L		100			1	D5072-92	12/19/08 15:40/eli-c
Radon 222 precision (±)	227	pCi/L					1	D5072-92	12/19/08 15:40/eli-c
TOTAL METALS ANALYSES									
Antimony	ND	mg/L		0.003			1	E200.8	12/30/08 19:47/eli-c
Arsenic	0.004	mg/L	L	0.003			1	E200.8	12/30/08 19:47/eli-c
Barium	ND	mg/L		0.1			1	E200.8	12/30/08 19:47/eli-c
Beryllium	ND	mg/L		0.001			1	E200.8	12/30/08 19:47/eli-c
Boron	ND	mg/L		0.1			2	E200.7	01/05/09 19:16/eli-c
Cadmium	ND	mg/L		0.005			1	E200.8	12/30/08 19:47/eli-c
Chromium	ND	mg/L		0.05			1	E200.8	12/30/08 19:47/eli-c
Copper	ND	mg/L		0.01			1	E200.8	12/30/08 19:47/eli-c
Iron	4.56	mg/L		0.03			2	E200.7	01/05/09 19:16/eli-c
Lead	ND	mg/L		0.001			1	E200.8	12/30/08 19:47/eli-c
Manganese	2.40	mg/L		0.01			1	E200.8	12/30/08 19:47/eli-c
Mercury	ND	mg/L		0.001			1	E245.1	12/26/08 15:21/eli-b
Molybdenum	ND	mg/L		0.1			1	E200.8	12/30/08 19:47/eli-c
Nickel	ND	mg/L		0.05			1	E200.8	12/30/08 19:47/eli-c
Selenium	0.001	mg/L		0.001			1	E200.8	12/30/08 19:47/eli-c
Silver	ND	mg/L		0.005			1	E200.8	12/30/08 19:47/eli-c
Strontium	4.6	mg/L		0.1			1	E200.8	12/30/08 19:47/eli-c
Thallium	ND	mg/L		0.001			1	E200.8	12/30/08 19:47/eli-c
Uranium	0.107	mg/L		0.0003			1	E200.8	12/30/08 19:47/eli-c
Zinc	ND	mg/L		0.01			1	E200.8	12/30/08 19:47/eli-c
DATA QUALITY									
A/C Balance (± 5)	8.29	%					1	A1030 E	01/23/09 00:00/jmh
Anions	30.4	meq/L					1	A1030 E	01/23/09 00:00/jmh
Cations	35.9	meq/L					1	A1030 E	01/23/09 00:00/jmh
Solids, Total Dissolved Calculated	2090	mg/L					1	A1030 E	01/23/09 00:00/jmh
TDS Balance (0.80 - 1.20)	1.06						1	A1030 E	01/23/09 00:00/jmh

Report RL - Analyte reporting limit.

Definitions: QCL - Quality control limit.

MDC - Minimum detectable concentration

U - Not detected at minimum detectable concentration

MCL - Maximum contaminant level.

ND - Not detected at the reporting limit.

L - Lowest available reporting limit for the analytical method used.

Page 18 of 39



LABORATORY ANALYTICAL REPORT

Client: RESPEC Inc
Project: Edgemont
Lab ID: R08120255-007
Client Sample ID: DewBurd GW680

Report Date: 01/27/09
Collection Date: 12/17/08 13:50
Date Received: 12/18/08
Matrix: AQUEOUS

Analyses	Result	Units	Qual	RL	MCL/		Method	Analysis Date / By
					QCL	DF		
MAJOR IONS								
Alkalinity, Total as CaCO3	252	mg/L		5		1	A2320 B	12/23/08 11:03/mb
Carbonate as CO3	ND	mg/L		5		1	A2320 B	12/23/08 11:03/mb
Bicarbonate as HCO3	307	mg/L		5		1	A2320 B	12/23/08 11:03/mb
Calcium	396	mg/L		0.5		2	E200.7	01/05/09 13:15/eli-
Chloride	13	mg/L		1		1	E300.0	12/19/08 02:57/jmh
Fluoride	0.2	mg/L		0.1		1	E300.0	12/19/08 02:57/jmh
Magnesium	128	mg/L		0.5		2	E200.7	01/05/09 13:15/eli-c
Nitrogen, Ammonia as N	ND	mg/L		0.1		1	A4500-NH3 G	12/26/08 15:00/jmh
Nitrogen, Nitrate as N	ND	mg/L		0.1		1	E300.0	12/19/08 02:57/jmh
Nitrogen, Nitrite as N	ND	mg/L		0.1		1	E300.0	12/19/08 02:57/jmh
Potassium	19.3	mg/L		0.5		2	E200.7	01/05/09 13:15/eli-c
Sodium	151	mg/L	D	2		2	E200.7	01/05/09 13:15/eli-c
Sulfate	1310	mg/L	D	3		50	E300.0	12/19/08 02:08/jmh
Silica	9.4	mg/L		0.2		2	E200.7	01/05/09 13:15/eli-c
PHYSICAL PROPERTIES								
Conductivity @ 25 C	2510	umhos/cm		5.0		1	A2510 B	12/19/08 09:12/tb
Oxidation-Reduction Potential	240	mV				1	A2580 B	12/23/08 14:30/jmh
pH	7.23	s.u.		0.01		1	A4500-H B	12/19/08 10:28/tb
Sodium Adsorption Ratio (SAR)	1.7	unitless		0.10		1	Calculation	01/23/09 16:16/ADM
Solids, Total Dissolved TDS @ 180 C	2300	mg/L		5		1	A2540 C	12/22/08 12:12/mb
METALS - DISSOLVED								
Aluminum	ND	mg/L		0.1		1	E200.8	12/26/08 19:12/eli-c
Arsenic	ND	mg/L		0.001		1	E200.8	12/26/08 19:12/eli-c
Barium	ND	mg/L		0.1		1	E200.8	12/26/08 19:12/eli-c
Boron	0.2	mg/L		0.1		2	E200.7	01/05/09 13:15/eli-c
Cadmium	ND	mg/L		0.005		1	E200.8	12/26/08 19:12/eli-c
Chromium	ND	mg/L		0.05		1	E200.8	12/26/08 19:12/eli-c
Copper	ND	mg/L		0.01		1	E200.8	12/26/08 19:12/eli-c
Iron	0.05	mg/L		0.03		2	E200.7	01/05/09 13:15/eli-c
Lead	ND	mg/L		0.001		1	E200.8	12/26/08 19:12/eli-c
Manganese	0.49	mg/L		0.01		1	E200.8	12/26/08 19:12/eli-c
Mercury	ND	mg/L		0.001		1	E200.8	12/26/08 19:12/eli-c
Molybdenum	ND	mg/L		0.1		1	E200.8	12/26/08 19:12/eli-c
Nickel	ND	mg/L		0.05		1	E200.8	12/26/08 19:12/eli-c
Selenium	ND	mg/L		0.001		1	A3114 B	01/09/09 16:01/eli-c
Silver	ND	mg/L		0.005		1	E200.8	12/26/08 19:12/eli-c
Thorium 232	ND	mg/L		0.005		1	E200.8	12/26/08 19:12/eli-c

Report RL - Analyte reporting limit.
Definitions: QCL - Quality control limit.
MDC - Minimum detectable concentration

MCL - Maximum contaminant level.
ND - Not detected at the reporting limit.
D - RL increased due to sample matrix interference.

Page 19 of 39



LABORATORY ANALYTICAL REPORT

Client: RESPEC Inc
Project: Edgemont
Lab ID: R08120255-007
Client Sample ID: DewBurd GW680

Report Date: 01/27/09
Collection Date: 12/17/08 13:50
Date Received: 12/18/08
Matrix: AQUEOUS

Analyses	Result	Units	Qual	RL	MCL/ QCL	DF	Method	Analysis Date / By
METALS - DISSOLVED								
Uranium	0.0199	mg/L		0.0003		1	E200.8	12/26/08 19:12/eli-c
Vanadium	ND	mg/L		0.1		1	E200.8	12/26/08 19:12/eli-c
Zinc	ND	mg/L		0.01		1	E200.8	12/26/08 19:12/eli-c
METALS - SUSPENDED								
Uranium	ND	mg/L	D	0.0009		1	E200.8	01/01/09 22:14/eli-c
METALS - SPECIATED								
Selenium-IV	ND	mg/L		0.001		1	A3114 B	01/08/09 15:30/eli-c
Selenium-VI	ND	mg/L		0.001		1	A3114 B	01/09/09 16:57/eli-c
RADIONUCLIDES - DISSOLVED								
Gross Alpha	5140	pCi/L				1	E900.0	01/14/09 01:14/eli-c
Gross Alpha precision (±)	71.3	pCi/L				1	E900.0	01/14/09 01:14/eli-c
Gross Alpha MDC	7.4	pCi/L				1	E900.0	01/14/09 01:14/eli-c
Gross Beta	2070	pCi/L				1	E900.0	01/14/09 01:14/eli-c
Gross Beta precision (±)	23.6	pCi/L				1	E900.0	01/14/09 01:14/eli-c
Gross Beta MDC	10.8	pCi/L				1	E900.0	01/14/09 01:14/eli-c
Lead 210	6.4	pCi/L				1	E909.0M	12/30/08 08:13/eli-c
Lead 210 precision (±)	2.5	pCi/L				1	E909.0M	12/30/08 08:13/eli-c
Lead 210 MDC	4.0	pCi/L				1	E909.0M	12/30/08 08:13/eli-c
Polonium 210	0.7	pCi/L	U	1.0		1	RMO-3008	01/09/09 13:47/eli-c
Polonium 210 precision (±)	0.49	pCi/L				1	RMO-3008	01/09/09 13:47/eli-c
Radium 226	1110	pCi/L				1	E903.0	01/05/09 12:37/eli-c
Radium 226 precision (±)	5.5	pCi/L				1	E903.0	01/05/09 12:37/eli-c
Radium 226 MDC	0.2	pCi/L				1	E903.0	01/05/09 12:37/eli-c
Thorium 230	0.0	pCi/L	U	0.2		1	E907.0	01/08/09 15:39/eli-c
Thorium 230 precision (±)	0.1	pCi/L				1	E907.0	01/08/09 15:39/eli-c
Gross Gamma	1500	pCi/L				1	E901.1	12/29/08 12:00/eli-c
Gross Gamma precision (±)	96	pCi/L				1	E901.1	12/29/08 12:00/eli-c
RADIONUCLIDES - SUSPENDED								
Lead 210	5.9	pCi/L	U			1	E909.0M	01/06/09 10:06/eli-c
Lead 210 precision (±)	6.3	pCi/L				1	E909.0M	01/06/09 10:06/eli-c
Lead 210 MDC	10.4	pCi/L				1	E909.0M	01/06/09 10:06/eli-c
Polonium 210	2.8	pCi/L		1.0		1	RMO-3008	01/15/09 14:33/eli-c
Polonium 210 precision (±)	1.2	pCi/L				1	RMO-3008	01/15/09 14:33/eli-c
Radium 226	13.1	pCi/L				1	E903.0	01/21/09 21:42/eli-c
Radium 226 precision (±)	1.1	pCi/L				1	E903.0	01/21/09 21:42/eli-c

Report RL - Analyte reporting limit.
Definitions: QCL - Quality control limit.
MDC - Minimum detectable concentration
U - Not detected at minimum detectable concentration

MCL - Maximum contaminant level.
ND - Not detected at the reporting limit.
D - RL increased due to sample matrix interference.

Page 20 of 39



LABORATORY ANALYTICAL REPORT

Client: RESPEC Inc
Project: Edgemont
Lab ID: R08120255-007
Client Sample ID: DewBurd GW680

Report Date: 01/27/09
Collection Date: 12/17/08 13:50
Date Received: 12/18/08
Matrix: AQUEOUS

Analyses	Result	Units	Qual	RL	MCL/ QCL	DF	Method	Analysis Date / By
RADIONUCLIDES - SUSPENDED								
Radium 226 MDC	0.5	pCi/L				1	E903.0	01/21/09 21:42/eli-c
Thorium 230	-0.3	pCi/L	U	0.2		1	E907.0	01/07/09 13:33/eli-c
Thorium 230 precision (±)	0.2	pCi/L				1	E907.0	01/07/09 13:33/eli-c
- The MDC for Pb-210 per RG 4.14 is 1 pCi/L. The current technique can achieve an MDC of about 5 pCi/L if we have sufficient sample to process 1.0 L, and this is reported on a sample specific basis. Please consult with your local regulatory agent prior to using these results for compliance purposes.								
RADIONUCLIDES - TOTAL								
Radon 222	62200	pCi/L		100		1	D5072-92	12/19/08 15:40/eli-c
Radon 222 precision (±)	293	pCi/L				1	D5072-92	12/19/08 15:40/eli-c
TOTAL METALS ANALYSES								
Antimony	ND	mg/L		0.003		1	E200.8	12/30/08 02:13/eli-c
Arsenic	0.001	mg/L		0.001		1	E200.8	12/30/08 02:13/eli-c
Barium	ND	mg/L		0.1		1	E200.8	12/30/08 02:13/eli-c
Beryllium	ND	mg/L		0.001		1	E200.8	01/01/09 21:16/eli-c
Boron	0.1	mg/L		0.1		2	E200.7	01/05/09 17:19/eli-c
Cadmium	ND	mg/L		0.005		1	E200.8	12/30/08 02:13/eli-c
Chromium	ND	mg/L		0.05		1	E200.8	12/30/08 02:13/eli-c
Copper	ND	mg/L		0.01		1	E200.8	12/30/08 02:13/eli-c
Iron	0.35	mg/L		0.03		2	E200.7	01/05/09 17:19/eli-c
Lead	ND	mg/L		0.001		1	E200.8	12/30/08 02:13/eli-c
Manganese	0.44	mg/L		0.01		1	E200.8	12/30/08 02:13/eli-c
Mercury	ND	mg/L		0.001		1	E245.1	12/26/08 15:23/eli-b
Molybdenum	ND	mg/L		0.1		1	E200.8	01/01/09 21:16/eli-c
Nickel	ND	mg/L		0.05		1	E200.8	12/30/08 02:13/eli-c
Selenium	ND	mg/L		0.001		1	E200.8	12/30/08 02:13/eli-c
Silver	ND	mg/L		0.005		1	E200.8	01/02/09 19:52/eli-c
Strontium	7.2	mg/L		0.1		1	E200.8	12/30/08 02:13/eli-c
Thallium	ND	mg/L		0.001		1	E200.8	12/30/08 02:13/eli-c
Uranium	0.0203	mg/L		0.0003		1	E200.8	12/30/08 02:13/eli-c
Zinc	0.01	mg/L		0.01		1	E200.8	01/12/09 17:44/eli-c
DATA QUALITY								
A/C Balance (± 5)	6.75	%				1	A1030 E	01/23/09 00:00/jmh
Anions	32.7	meq/L				1	A1030 E	01/23/09 00:00/jmh
Cations	37.4	meq/L				1	A1030 E	01/23/09 00:00/jmh
Solids, Total Dissolved Calculated	2190	mg/L				1	A1030 E	01/23/09 00:00/jmh
TDS Balance (0.80 - 1.20)	1.05					1	A1030 E	01/23/09 00:00/jmh

Report RL - Analyte reporting limit.
Definitions: QCL - Quality control limit.
MDC - Minimum detectable concentration

MCL - Maximum contaminant level.
ND - Not detected at the reporting limit.
U - Not detected at minimum detectable concentration

Page 21 of 39



LABORATORY ANALYTICAL REPORT

Client: RESPEC Inc
Project: Edgemont
Lab ID: R08120255-008
Client Sample ID: DewBurd GW622

Report Date: 01/27/09
Collection Date: 12/17/08 14:20
Date Received: 12/18/08
Matrix: AQUEOUS

Analyses	Result	Units	Qual	RL	MCL/ QCL	DF	Method	Analysis Date / By
MAJOR IONS								
Alkalinity, Total as CaCO ₃	146	mg/L		5		1	A2320 B	12/23/08 11:06/mb
Carbonate as CO ₃	ND	mg/L		5		1	A2320 B	12/23/08 11:06/mb
Bicarbonate as HCO ₃	178	mg/L		5		1	A2320 B	12/23/08 11:06/mb
Calcium	73.0	mg/L		0.5		2	E200.7	01/05/09 13:19/eli-c
Chloride	10	mg/L		1		1	E300.0	12/19/08 04:03/jmh
Fluoride	0.3	mg/L		0.1		1	E300.0	12/19/08 04:03/jmh
Magnesium	31.4	mg/L		0.5		2	E200.7	01/05/09 13:19/eli-c
Nitrogen, Ammonia as N	0.1	mg/L		0.1		1	A4500-NH ₃ G	12/26/08 15:01/jmh
Nitrogen, Nitrate as N	ND	mg/L		0.1		1	E300.0	12/19/08 04:03/jmh
Nitrogen, Nitrite as N	ND	mg/L		0.1		1	E300.0	12/19/08 04:03/jmh
Potassium	10.4	mg/L		0.5		2	E200.7	01/05/09 13:19/eli-c
Sodium	178	mg/L	D	2		2	E200.7	01/05/09 13:19/eli-c
Sulfate	476	mg/L	D	3		50	E300.0	12/19/08 03:13/jmh
Silica	5.8	mg/L		0.2		2	E200.7	01/05/09 13:19/eli-c
PHYSICAL PROPERTIES								
Conductivity @ 25 C	1220	umhos/cm		5.0		1	A2510 B	12/19/08 09:13/tb
Oxidation-Reduction Potential	250	mV				1	A2580 B	12/23/08 14:30/jmh
pH	7.46	s.u.		0.01		1	A4500-H B	12/19/08 10:35/tb
Sodium Adsorption Ratio (SAR)	4.4	unitless		0.10		1	Calculation	01/23/09 16:16/ADM
Solids, Total Dissolved TDS @ 180 C	880	mg/L		5		1	A2540 C	12/22/08 12:13/mb
METALS - DISSOLVED								
Aluminum	ND	mg/L		0.1		1	E200.8	12/26/08 19:18/eli-c
Arsenic	ND	mg/L		0.001		1	E200.8	12/26/08 19:18/eli-c
Barium	ND	mg/L		0.1		1	E200.8	12/26/08 19:18/eli-c
Boron	ND	mg/L		0.1		2	E200.7	01/05/09 13:19/eli-c
Cadmium	ND	mg/L		0.005		1	E200.8	12/26/08 19:18/eli-c
Chromium	ND	mg/L		0.05		1	E200.8	12/26/08 19:18/eli-c
Copper	ND	mg/L		0.01		1	E200.8	12/26/08 19:18/eli-c
Iron	0.09	mg/L		0.03		2	E200.7	01/05/09 13:19/eli-c
Lead	ND	mg/L		0.001		1	E200.8	12/26/08 19:18/eli-c
Manganese	0.28	mg/L		0.01		1	E200.8	12/26/08 19:18/eli-c
Mercury	ND	mg/L		0.001		1	E200.8	12/26/08 19:18/eli-c
Molybdenum	ND	mg/L		0.1		1	E200.8	12/26/08 19:18/eli-c
Nickel	ND	mg/L		0.05		1	E200.8	12/26/08 19:18/eli-c
Selenium	ND	mg/L		0.001		1	A3114 B	01/09/09 16:03/eli-c
Silver	ND	mg/L		0.005		1	E200.8	12/26/08 19:18/eli-c
Thorium 232	ND	mg/L		0.005		1	E200.8	12/26/08 19:18/eli-c

Report RL - Analyte reporting limit.
Definitions: QCL - Quality control limit.
MDC - Minimum detectable concentration

MCL - Maximum contaminant level.
ND - Not detected at the reporting limit.
D - RL increased due to sample matrix interference.

Page 22 of 39



LABORATORY ANALYTICAL REPORT

Client: RESPEC Inc
Project: Edgemont
Lab ID: R08120255-008
Client Sample ID: DewBurd GW622

Report Date: 01/27/09
Collection Date: 12/17/08 14:20
Date Received: 12/18/08
Matrix: AQUEOUS

Analyses	Result	Units	Qual	RL	MCL/ QCL	DF	Method	Analysis Date / By
METALS - DISSOLVED								
Uranium	ND	mg/L		0.0003		1	E200.8	12/26/08 19:18/eli-c
Vanadium	ND	mg/L		0.1		1	E200.8	12/26/08 19:18/eli-c
Zinc	ND	mg/L		0.01		1	E200.8	12/26/08 19:18/eli-c
METALS - SUSPENDED								
Uranium	ND	mg/L	D	0.0009		1	E200.8	01/01/09 22:18/eli-c
METALS - SPECIATED								
Selenium-IV	ND	mg/L		0.001		1	A3114 B	01/08/09 15:32/eli-c
Selenium-VI	ND	mg/L		0.001		1	A3114 B	01/09/09 16:57/eli-c
RADIONUCLIDES - DISSOLVED								
Gross Alpha	6.8	pCi/L				1	E900.0	01/14/09 01:15/eli-c
Gross Alpha precision (±)	2.4	pCi/L				1	E900.0	01/14/09 01:15/eli-c
Gross Alpha MDC	3.0	pCi/L				1	E900.0	01/14/09 01:15/eli-c
Gross Beta	9.6	pCi/L				1	E900.0	01/14/09 01:15/eli-c
Gross Beta precision (±)	2.5	pCi/L				1	E900.0	01/14/09 01:15/eli-c
Gross Beta MDC	3.9	pCi/L				1	E900.0	01/14/09 01:15/eli-c
Lead 210	2.5	pCi/L	U			1	E909.0M	12/30/08 08:13/eli-c
Lead 210 precision (±)	2.4	pCi/L				1	E909.0M	12/30/08 08:13/eli-c
Lead 210 MDC	4.0	pCi/L				1	E909.0M	12/30/08 08:13/eli-c
Polonium 210	0.0	pCi/L	U	1.0		1	RMO-3008	01/09/09 13:47/eli-c
Polonium 210 precision (±)	0.13	pCi/L				1	RMO-3008	01/09/09 13:47/eli-c
Radium 226	1.3	pCi/L				1	E903.0	01/05/09 14:13/eli-c
Radium 226 precision (±)	0.2	pCi/L				1	E903.0	01/05/09 14:13/eli-c
Radium 226 MDC	0.2	pCi/L				1	E903.0	01/05/09 14:13/eli-c
Thorium 230	0.1	pCi/L	U	0.2		1	E907.0	01/08/09 15:38/eli-c
Thorium 230 precision (±)	0.2	pCi/L				1	E907.0	01/08/09 15:38/eli-c
Gross Gamma	0.0	pCi/L	U			1	E901.1	12/29/08 12:00/eli-c
Gross Gamma precision (±)	20	pCi/L				1	E901.1	12/29/08 12:00/eli-c
<p>- The MDC for Pb-210 per RG 4.14 is 1 pCi/L. The current technique can achieve an MDC of about 5 pCi/L if we have sufficient sample to process 1.0 L, and this is reported on a sample specific basis. Please consult with your local regulatory agent prior to using these results for compliance purposes.</p>								
RADIONUCLIDES - SUSPENDED								
Lead 210	3.1	pCi/L	U			1	E909.0M	01/06/09 10:06/eli-c
Lead 210 precision (±)	6.3	pCi/L				1	E909.0M	01/06/09 10:06/eli-c
Lead 210 MDC	10.4	pCi/L				1	E909.0M	01/06/09 10:06/eli-c
Polonium 210	0.0	pCi/L	U	1.0		1	RMO-3008	01/15/09 14:33/eli-c
Polonium 210 precision (±)	0.24	pCi/L				1	RMO-3008	01/15/09 14:33/eli-c
Radium 226	0.8	pCi/L				1	E903.0	01/21/09 21:42/eli-c

Report RL - Analyte reporting limit.
Definitions: QCL - Quality control limit.
MDC - Minimum detectable concentration
U - Not detected at minimum detectable concentration

MCL - Maximum contaminant level.
ND - Not detected at the reporting limit.
D - RL increased due to sample matrix interference.

Page 23 of 39



LABORATORY ANALYTICAL REPORT

Client: RESPEC Inc
Project: Edgemont
Lab ID: R08120255-008
Client Sample ID: DewBurd GW622

Report Date: 01/27/09
Collection Date: 12/17/08 14:20
Date Received: 12/18/08
Matrix: AQUEOUS

Analyses	Result	Units	Qual	RL	MCL/ QCL	DF	Method	Analysis Date / By
RADIONUCLIDES - SUSPENDED								
Radium 226 precision (±)	0.4	pCi/L				1	E903.0	01/21/09 21:42/eli-c
Radium 226 MDC	0.5	pCi/L				1	E903.0	01/21/09 21:42/eli-c
Thorium 230	-0.2	pCi/L	U	0.2		1	E907.0	01/07/09 13:33/eli-c
Thorium 230 precision (±)	0.3	pCi/L				1	E907.0	01/07/09 13:33/eli-c
- The MDC for Pb-210 per RG 4.14 is 1 pCi/L. The current technique can achieve an MDC of about 5 pCi/L if we have sufficient sample to process 1.0 L, and this is reported on a sample specific basis. Please consult with your local regulatory agent prior to using these results for compliance purposes.								
RADIONUCLIDES - TOTAL								
Radon 222	50.2	pCi/L	U	100		1	D5072-92	12/19/08 15:40/eli-c
Radon 222 precision (±)	47.5	pCi/L				1	D5072-92	12/19/08 15:40/eli-c
TOTAL METALS ANALYSES								
Antimony	ND	mg/L		0.003		1	E200.8	12/30/08 02:20/eli-c
Arsenic	0.001	mg/L		0.001		1	E200.8	12/30/08 02:20/eli-c
Barium	ND	mg/L		0.1		1	E200.8	12/30/08 02:20/eli-c
Beryllium	ND	mg/L		0.001		1	E200.8	01/01/09 22:58/eli-c
Boron	ND	mg/L		0.1		2	E200.7	01/05/09 17:23/eli-c
Cadmium	ND	mg/L		0.005		1	E200.8	12/30/08 02:20/eli-c
Chromium	ND	mg/L		0.05		1	E200.8	12/30/08 02:20/eli-c
Copper	ND	mg/L		0.01		1	E200.8	12/30/08 02:20/eli-c
Iron	11.0	mg/L		0.03		2	E200.7	01/05/09 17:23/eli-c
Lead	0.005	mg/L		0.001		1	E200.8	12/30/08 02:20/eli-c
Manganese	0.27	mg/L		0.01		1	E200.8	12/30/08 02:20/eli-c
Mercury	ND	mg/L		0.001		1	E245.1	12/26/08 15:30/eli-b
Molybdenum	ND	mg/L		0.1		1	E200.8	01/01/09 22:58/eli-c
Nickel	ND	mg/L		0.05		1	E200.8	12/30/08 02:20/eli-c
Selenium	ND	mg/L		0.001		1	E200.8	12/30/08 02:20/eli-c
Silver	ND	mg/L		0.005		1	E200.8	01/01/09 22:58/eli-c
Strontium	1.1	mg/L		0.1		1	E200.8	12/30/08 02:20/eli-c
Thallium	ND	mg/L		0.001		1	E200.8	12/30/08 02:20/eli-c
Uranium	ND	mg/L		0.0003		1	E200.8	12/30/08 02:20/eli-c
Zinc	ND	mg/L		0.01		1	E200.8	01/12/09 17:50/eli-c
DATA QUALITY								
A/C Balance (± 5)	4.09	%				1	A1030 E	01/23/09 00:00/jmh
Anions	13.1	meq/L				1	A1030 E	01/23/09 00:00/jmh
Cations	14.3	meq/L				1	A1030 E	01/23/09 00:00/jmh
Solids, Total Dissolved Calculated	883	mg/L				1	A1030 E	01/23/09 00:00/jmh
TDS Balance (0.80 - 1.20)	0.990					1	A1030 E	01/23/09 00:00/jmh

Report RL - Analyte reporting limit.
Definitions: QCL - Quality control limit.
MDC - Minimum detectable concentration

MCL - Maximum contaminant level.
ND - Not detected at the reporting limit.
U - Not detected at minimum detectable concentration

Page 24 of 39



LABORATORY ANALYTICAL REPORT

Client: RESPEC Inc
Project: Edgemont
Lab ID: R08120255-009
Client Sample ID: DewBurd GW697

Report Date: 01/27/09
Collection Date: 12/17/08 14:45
Date Received: 12/18/08
Matrix: AQUEOUS

Analyses	Result	Units	Qual	RL	MCL/ QCL	DF	Method	Analysis Date / By
MAJOR IONS								
Alkalinity, Total as CaCO ₃	166	mg/L		5		1	A2320 B	12/23/08 11:09/mb
Carbonate as CO ₃	ND	mg/L		5		1	A2320 B	12/23/08 11:09/mb
Bicarbonate as HCO ₃	202	mg/L		5		1	A2320 B	12/23/08 11:09/mb
Calcium	53.4	mg/L		0.5		2	E200.7	01/05/09 13:23/eli-c
Chloride	8	mg/L		1		1	E300.0	12/19/08 04:35/jmh
Fluoride	0.5	mg/L		0.1		1	E300.0	12/19/08 04:35/jmh
Magnesium	17.4	mg/L		0.5		2	E200.7	01/05/09 13:23/eli-c
Nitrogen, Ammonia as N	0.2	mg/L		0.1		1	A4500-NH ₃ G	12/26/08 15:02/jmh
Nitrogen, Nitrate as N	ND	mg/L		0.1		1	E300.0	12/19/08 04:35/jmh
Nitrogen, Nitrite as N	ND	mg/L		0.1		1	E300.0	12/19/08 04:35/jmh
Potassium	8.4	mg/L		0.5		2	E200.7	01/05/09 13:23/eli-c
Sodium	210	mg/L	D	2		2	E200.7	01/05/09 13:23/eli-c
Sulfate	442	mg/L	D	3		50	E300.0	12/19/08 04:19/jmh
Silica	9.5	mg/L		0.2		2	E200.7	01/05/09 13:23/eli-c
PHYSICAL PROPERTIES								
Conductivity @ 25 C	1190	umhos/cm		5.0		1	A2510 B	12/19/08 09:15/tb
Oxidation-Reduction Potential	250	mV				1	A2580 B	12/23/08 14:30/jmh
pH	7.98	s.u.		0.01		1	A4500-H B	12/19/08 10:38/tb
Sodium Adsorption Ratio (SAR)	6.4	unitless		0.10		1	Calculation	01/23/09 16:16/ADM
Solids, Total Dissolved TDS @ 180 C	810	mg/L		5		1	A2540 C	12/22/08 12:13/mb
METALS - DISSOLVED								
Aluminum	ND	mg/L		0.1		1	E200.8	12/26/08 19:25/eli-c
Arsenic	ND	mg/L		0.001		1	E200.8	12/26/08 19:25/eli-c
Barium	ND	mg/L		0.1		1	E200.8	12/26/08 19:25/eli-c
Boron	ND	mg/L		0.1		2	E200.7	01/05/09 13:23/eli-c
Cadmium	ND	mg/L		0.005		1	E200.8	12/26/08 19:25/eli-c
Chromium	ND	mg/L		0.05		1	E200.8	12/26/08 19:25/eli-c
Copper	ND	mg/L		0.01		1	E200.8	12/26/08 19:25/eli-c
Iron	ND	mg/L		0.03		2	E200.7	01/05/09 13:23/eli-c
Lead	ND	mg/L		0.001		1	E200.8	12/26/08 19:25/eli-c
Manganese	0.06	mg/L		0.01		1	E200.8	12/26/08 19:25/eli-c
Mercury	ND	mg/L		0.001		1	E200.8	12/26/08 19:25/eli-c
Molybdenum	ND	mg/L		0.1		1	E200.8	12/26/08 19:25/eli-c
Nickel	ND	mg/L		0.05		1	E200.8	12/26/08 19:25/eli-c
Selenium	ND	mg/L		0.001		1	A3114 B	01/09/09 16:05/eli-c
Silver	ND	mg/L		0.005		1	E200.8	12/26/08 19:25/eli-c
Thorium 232	ND	mg/L		0.005		1	E200.8	12/26/08 19:25/eli-c

Report RL - Analyte reporting limit.
Definitions: QCL - Quality control limit.
MDC - Minimum detectable concentration

MCL - Maximum contaminant level.
ND - Not detected at the reporting limit.
D - RL increased due to sample matrix interference.

Page 25 of 39



LABORATORY ANALYTICAL REPORT

Client: RESPEC Inc
Project: Edgemont
Lab ID: R08120255-009
Client Sample ID: DewBurd GW697

Report Date: 01/27/09
Collection Date: 12/17/08 14:45
Date Received: 12/18/08
Matrix: AQUEOUS

Analyses	Result	Units	Qual	RL	MCL/ QCL	DF	Method	Analysis Date / By
METALS - DISSOLVED								
Uranium	ND	mg/L		0.0003		1	E200.8	12/26/08 19:25/eli-c
Vanadium	ND	mg/L		0.1		1	E200.8	12/26/08 19:25/eli-c
Zinc	0.01	mg/L		0.01		1	E200.8	12/26/08 19:25/eli-c
METALS - SUSPENDED								
Uranium	ND	mg/L	D	0.0009		1	E200.8	01/01/09 22:22/eli-c
METALS - SPECIATED								
Selenium-IV	ND	mg/L		0.001		1	A3114 B	01/08/09 15:34/eli-c
Selenium-VI	ND	mg/L		0.001		1	A3114 B	01/09/09 16:57/eli-c
RADIONUCLIDES - DISSOLVED								
Gross Alpha	7.7	pCi/L				1	E900.0	01/14/09 01:15/eli-c
Gross Alpha precision (±)	2.5	pCi/L				1	E900.0	01/14/09 01:15/eli-c
Gross Alpha MDC	2.9	pCi/L				1	E900.0	01/14/09 01:15/eli-c
Gross Beta	7.1	pCi/L				1	E900.0	01/14/09 01:15/eli-c
Gross Beta precision (±)	2.5	pCi/L				1	E900.0	01/14/09 01:15/eli-c
Gross Beta MDC	3.9	pCi/L				1	E900.0	01/14/09 01:15/eli-c
Lead 210	1.6	pCi/L	U			1	E909.0M	12/30/08 08:13/eli-c
Lead 210 precision (±)	2.4	pCi/L				1	E909.0M	12/30/08 08:13/eli-c
Lead 210 MDC	4.0	pCi/L				1	E909.0M	12/30/08 08:13/eli-c
Polonium 210	0.2	pCi/L	U	1.0		1	RMO-3008	01/09/09 13:47/eli-c
Polonium 210 precision (±)	0.26	pCi/L				1	RMO-3008	01/09/09 13:47/eli-c
Radium 226	1.2	pCi/L				1	E903.0	01/05/09 14:13/eli-c
Radium 226 precision (±)	0.2	pCi/L				1	E903.0	01/05/09 14:13/eli-c
Radium 226 MDC	0.2	pCi/L				1	E903.0	01/05/09 14:13/eli-c
Thorium 230	0.1	pCi/L	U	0.2		1	E907.0	01/08/09 15:38/eli-c
Thorium 230 precision (±)	0.2	pCi/L				1	E907.0	01/08/09 15:38/eli-c
Gross Gamma	820	pCi/L				1	E901.1	12/29/08 12:00/eli-c
Gross Gamma precision (±)	150	pCi/L				1	E901.1	12/29/08 12:00/eli-c
- The MDC for Pb-210 per RG 4.14 is 1 pCi/L. The current technique can achieve an MDC of about 5 pCi/L if we have sufficient sample to process 1.0 L, and this is reported on a sample specific basis. Please consult with your local regulatory agent prior to using these results for compliance purposes.								
RADIONUCLIDES - SUSPENDED								
Lead 210	2.8	pCi/L	U			1	E909.0M	01/06/09 10:06/eli-c
Lead 210 precision (±)	6.3	pCi/L				1	E909.0M	01/06/09 10:06/eli-c
Lead 210 MDC	10.4	pCi/L				1	E909.0M	01/06/09 10:06/eli-c
Polonium 210	0.2	pCi/L	U	1.0		1	RMO-3008	01/15/09 14:33/eli-c
Polonium 210 precision (±)	0.38	pCi/L				1	RMO-3008	01/15/09 14:33/eli-c
Radium 226	-0.07	pCi/L	U			1	E903.0	01/21/09 23:27/eli-c

Report Definitions: RL - Analyte reporting limit.
QCL - Quality control limit.
MDC - Minimum detectable concentration
U - Not detected at minimum detectable concentration

MCL - Maximum contaminant level.
ND - Not detected at the reporting limit.
D - RL increased due to sample matrix interference.

Page 26 of 39



LABORATORY ANALYTICAL REPORT

Client: RESPEC Inc
Project: Edgemont
Lab ID: R08120255-009
Client Sample ID: DewBurd GW697

Report Date: 01/27/09
Collection Date: 12/17/08 14:45
Date Received: 12/18/08
Matrix: AQUEOUS

Analyses	Result	Units	Qual	RL	MCL/ QCL	DF	Method	Analysis Date / By
RADIONUCLIDES - SUSPENDED								
Radium 226 precision (±)	0.3	pCi/L				1	E903.0	01/21/09 23:27/eli-c
Radium 226 MDC	0.5	pCi/L				1	E903.0	01/21/09 23:27/eli-c
Thorium 230	-0.2	pCi/L	U	0.2		1	E907.0	01/07/09 13:33/eli-c
Thorium 230 precision (±)	0.2	pCi/L				1	E907.0	01/07/09 13:33/eli-c
- The MDC for Pb-210 per RG 4.14 is 1 pCi/L. The current technique can achieve an MDC of about 5 pCi/L if we have sufficient sample to process 1.0 L, and this is reported on a sample specific basis. Please consult with your local regulatory agent prior to using these results for compliance purposes.								
RADIONUCLIDES - TOTAL								
Radon 222	200	pCi/L		100		1	D5072-92	12/19/08 15:40/eli-c
Radon 222 precision (±)	49.5	pCi/L				1	D5072-92	12/19/08 15:40/eli-c
TOTAL METALS ANALYSES								
Antimony	ND	mg/L		0.003		1	E200.8	12/30/08 02:26/eli-c
Arsenic	0.001	mg/L		0.001		1	E200.8	12/30/08 02:26/eli-c
Barium	ND	mg/L		0.1		1	E200.8	12/30/08 02:26/eli-c
Beryllium	ND	mg/L		0.001		1	E200.8	01/01/09 23:05/eli-c
Boron	ND	mg/L		0.1		2	E200.7	01/05/09 17:27/eli-c
Cadmium	ND	mg/L		0.005		1	E200.8	12/30/08 02:26/eli-c
Chromium	ND	mg/L		0.05		1	E200.8	12/30/08 02:26/eli-c
Copper	ND	mg/L		0.01		1	E200.8	12/30/08 02:26/eli-c
Iron	0.34	mg/L		0.03		2	E200.7	01/05/09 17:27/eli-c
Lead	ND	mg/L		0.001		1	E200.8	12/30/08 02:26/eli-c
Manganese	0.05	mg/L		0.01		1	E200.8	12/30/08 02:26/eli-c
Mercury	ND	mg/L		0.001		1	E245.1	12/26/08 15:33/eli-b
Molybdenum	ND	mg/L		0.1		1	E200.8	01/01/09 23:05/eli-c
Nickel	ND	mg/L		0.05		1	E200.8	12/30/08 02:26/eli-c
Selenium	ND	mg/L		0.001		1	E200.8	12/30/08 02:26/eli-c
Silver	ND	mg/L		0.005		1	E200.8	01/01/09 23:05/eli-c
Strontium	1.1	mg/L		0.1		1	E200.8	12/30/08 02:26/eli-c
Thallium	ND	mg/L		0.001		1	E200.8	12/30/08 02:26/eli-c
Uranium	ND	mg/L		0.0003		1	E200.8	12/30/08 02:26/eli-c
Zinc	0.02	mg/L		0.01		1	E200.8	01/12/09 17:57/eli-c
DATA QUALITY								
A/C Balance (± 5)	2.60	%				1	A1030 E	01/23/09 00:00/jmh
Anions	12.8	meq/L				1	A1030 E	01/23/09 00:00/jmh
Cations	13.5	meq/L				1	A1030 E	01/23/09 00:00/jmh
Solids, Total Dissolved Calculated	866	mg/L				1	A1030 E	01/23/09 00:00/jmh
TDS Balance (0.80 - 1.20)	0.930					1	A1030 E	01/23/09 00:00/jmh

Report RL - Analyte reporting limit.
Definitions: QCL - Quality control limit.
MDC - Minimum detectable concentration

MCL - Maximum contaminant level.
ND - Not detected at the reporting limit.
U - Not detected at minimum detectable concentration

Page 27 of 39



LABORATORY ANALYTICAL REPORT

Client: RESPEC Inc
Project: Edgemont
Lab ID: R08120255-010
Client Sample ID: DewBurd GW695

Report Date: 01/27/09
Collection Date: 12/17/08 15:10
Date Received: 12/18/08
Matrix: AQUEOUS

Analyses	Result	Units	Qual	RL	MCL/	DF	Method	Analysis Date / By
					QCL			
MAJOR IONS								
Alkalinity, Total as CaCO3	172	mg/L		5		1	A2320 B	12/23/08 11:13/mb
Carbonate as CO3	ND	mg/L		5		1	A2320 B	12/23/08 11:13/mb
Bicarbonate as HCO3	210	mg/L		5		1	A2320 B	12/23/08 11:13/mb
Calcium	50.9	mg/L		0.5		2	E200.7	01/05/09 13:36/eli-c
Chloride	12	mg/L		1		1	E300.0	12/19/08 05:08/jmh
Fluoride	0.4	mg/L		0.1		1	E300.0	12/19/08 05:08/jmh
Magnesium	18.4	mg/L		0.5		2	E200.7	01/05/09 13:36/eli-c
Nitrogen, Ammonia as N	0.2	mg/L		0.1		1	A4500-NH3 G	12/26/08 15:06/jmh
Nitrogen, Nitrate as N	ND	mg/L		0.1		1	E300.0	12/19/08 05:08/jmh
Nitrogen, Nitrite as N	ND	mg/L		0.1		1	E300.0	12/19/08 05:08/jmh
Potassium	8.6	mg/L		0.5		2	E200.7	01/05/09 13:36/eli-c
Sodium	247	mg/L	D	2		2	E200.7	01/05/09 13:36/eli-c
Sulfate	483	mg/L	D	3		50	E300.0	12/19/08 04:52/jmh
Silica	8.8	mg/L		0.2		2	E200.7	01/05/09 13:36/eli-c
PHYSICAL PROPERTIES								
Conductivity @ 25 C	1320	umhos/cm		5.0		1	A2510 B	12/19/08 09:16/tb
Oxidation-Reduction Potential	250	mV				1	A2580 B	12/23/08 14:30/jmh
pH	7.93	s.u.		0.01		1	A4500-H B	12/19/08 10:39/tb
Sodium Adsorption Ratio (SAR)	7.5	unitless		0.10		1	Calculation	01/23/09 16:16/ADM
Solids, Total Dissolved TDS @ 180 C	890	mg/L		5		1	A2540 C	12/22/08 12:14/mb
METALS - DISSOLVED								
Aluminum	ND	mg/L		0.1		1	E200.8	12/26/08 19:32/eli-c
Arsenic	ND	mg/L		0.001		1	E200.8	12/26/08 19:32/eli-c
Barium	ND	mg/L		0.1		1	E200.8	12/26/08 19:32/eli-c
Boron	ND	mg/L		0.1		2	E200.7	01/05/09 13:36/eli-c
Cadmium	ND	mg/L		0.005		1	E200.8	12/26/08 19:32/eli-c
Chromium	ND	mg/L		0.05		1	E200.8	12/26/08 19:32/eli-c
Copper	ND	mg/L		0.01		1	E200.8	12/26/08 19:32/eli-c
Iron	ND	mg/L		0.03		2	E200.7	01/05/09 13:36/eli-c
Lead	ND	mg/L		0.001		1	E200.8	12/26/08 19:32/eli-c
Manganese	0.08	mg/L		0.01		1	E200.8	12/26/08 19:32/eli-c
Mercury	ND	mg/L		0.001		1	E200.8	12/26/08 19:32/eli-c
Molybdenum	ND	mg/L		0.1		1	E200.8	12/26/08 19:32/eli-c
Nickel	ND	mg/L		0.05		1	E200.8	12/26/08 19:32/eli-c
Selenium	ND	mg/L		0.001		1	A3114 B	01/09/09 16:07/eli-c
Silver	ND	mg/L		0.005		1	E200.8	12/26/08 19:32/eli-c
Thorium 232	ND	mg/L		0.005		1	E200.8	12/26/08 19:32/eli-c

Report RL - Analyte reporting limit.
Definitions: QCL - Quality control limit.
MDC - Minimum detectable concentration

MCL - Maximum contaminant level.
ND - Not detected at the reporting limit.
D - RL increased due to sample matrix interference.

Page 28 of 39



LABORATORY ANALYTICAL REPORT

Client: RESPEC Inc
Project: Edgemont
Lab ID: R08120255-010
Client Sample ID: DewBurd GW695

Report Date: 01/27/09
Collection Date: 12/17/08 15:10
Date Received: 12/18/08
Matrix: AQUEOUS

Analyses	Result	Units	Qual	RL	MCL/ QCL	DF	Method	Analysis Date / By
METALS - DISSOLVED								
Uranium	0.0026	mg/L		0.0003		1	E200.8	12/26/08 19:32/eli-c
Vanadium	ND	mg/L		0.1		1	E200.8	12/26/08 19:32/eli-c
Zinc	ND	mg/L		0.01		1	E200.8	12/26/08 19:32/eli-c
METALS - SUSPENDED								
Uranium	ND	mg/L	D	0.0009		1	E200.8	01/01/09 22:26/eli-c
METALS - SPECIATED								
Selenium-IV	ND	mg/L		0.001		1	A3114 B	01/08/09 15:36/eli-c
Selenium-VI	ND	mg/L		0.001		1	A3114 B	01/09/09 16:57/eli-c
RADIONUCLIDES - DISSOLVED								
Gross Alpha	26.8	pCi/L				1	E900.0	01/14/09 01:15/eli-c
Gross Alpha precision (±)	4.0	pCi/L				1	E900.0	01/14/09 01:15/eli-c
Gross Alpha MDC	3.4	pCi/L				1	E900.0	01/14/09 01:15/eli-c
Gross Beta	13.0	pCi/L				1	E900.0	01/14/09 01:15/eli-c
Gross Beta precision (±)	3.4	pCi/L				1	E900.0	01/14/09 01:15/eli-c
Gross Beta MDC	5.4	pCi/L				1	E900.0	01/14/09 01:15/eli-c
Lead 210	3.4	pCi/L	U			1	E909.0M	12/30/08 08:13/eli-c
Lead 210 precision (±)	4.8	pCi/L				1	E909.0M	12/30/08 08:13/eli-c
Lead 210 MDC	8.0	pCi/L				1	E909.0M	12/30/08 08:13/eli-c
Polonium 210	0.0	pCi/L	U	1.0		1	RMO-3008	01/09/09 13:47/eli-c
Polonium 210 precision (±)	0.13	pCi/L				1	RMO-3008	01/09/09 13:47/eli-c
Radium 226	4.8	pCi/L				1	E903.0	01/05/09 14:13/eli-c
Radium 226 precision (±)	0.4	pCi/L				1	E903.0	01/05/09 14:13/eli-c
Radium 226 MDC	0.2	pCi/L				1	E903.0	01/05/09 14:13/eli-c
Thorium 230	0.1	pCi/L	U	0.2		1	E907.0	01/08/09 15:38/eli-c
Thorium 230 precision (±)	0.2	pCi/L				1	E907.0	01/08/09 15:38/eli-c
Gross Gamma	850	pCi/L				1	E901.1	12/29/08 12:00/eli-c
Gross Gamma precision (±)	160	pCi/L				1	E901.1	12/29/08 12:00/eli-c
- The MDC for Pb-210 per RG 4.14 is 1 pCi/L. The current technique can achieve an MDC of about 5 pCi/L if we have sufficient sample to process 1.0 L, and this is reported on a sample specific basis. Please consult with your local regulatory agent prior to using these results for compliance purposes.								
RADIONUCLIDES - SUSPENDED								
Lead 210	5.9	pCi/L	U			1	E909.0M	01/06/09 10:06/eli-c
Lead 210 precision (±)	6.3	pCi/L				1	E909.0M	01/06/09 10:06/eli-c
Lead 210 MDC	10.4	pCi/L				1	E909.0M	01/06/09 10:06/eli-c
Polonium 210	0.2	pCi/L	U	1.0		1	RMO-3008	01/15/09 14:33/eli-c
Polonium 210 precision (±)	0.38	pCi/L				1	RMO-3008	01/15/09 14:33/eli-c
Radium 226	-0.4	pCi/L	U			1	E903.0	01/21/09 23:27/eli-c

Report RL - Analyte reporting limit.
Definitions: QCL - Quality control limit.
MDC - Minimum detectable concentration
U - Not detected at minimum detectable concentration

MCL - Maximum contaminant level.
ND - Not detected at the reporting limit.
D - RL increased due to sample matrix interference.

Page 29 of 39



LABORATORY ANALYTICAL REPORT

Client: RESPEC Inc
Project: Edgemont
Lab ID: R08120255-010
Client Sample ID: DewBurd GW695

Report Date: 01/27/09
Collection Date: 12/17/08 15:10
Date Received: 12/18/08
Matrix: AQUEOUS

Analyses	Result	Units	Qual	RL	MCL/	DF	Method	Analysis Date / By
					QCL			
RADIONUCLIDES - SUSPENDED								
Radium 226 precision (±)	0.2	pCi/L				1	E903.0	01/21/09 23:27/eli-c
Radium 226 MDC	0.5	pCi/L				1	E903.0	01/21/09 23:27/eli-c
Thorium 230	-0.1	pCi/L	U	0.2		1	E907.0	01/07/09 13:33/eli-c
Thorium 230 precision (±)	0.2	pCi/L				1	E907.0	01/07/09 13:33/eli-c
- The MDC for Pb-210 per RG 4.14 is 1 pCi/L. The current technique can achieve an MDC of about 5 pCi/L if we have sufficient sample to process 1.0 L, and this is reported on a sample specific basis. Please consult with your local regulatory agent prior to using these results for compliance purposes.								
RADIONUCLIDES - TOTAL								
Radon 222	1880	pCi/L		100		1	D5072-92	12/19/08 15:40/eli-c
Radon 222 precision (±)	68.3	pCi/L				1	D5072-92	12/19/08 15:40/eli-c
TOTAL METALS ANALYSES								
Antimony	ND	mg/L		0.003		1	E200.8	12/30/08 02:33/eli-c
Arsenic	ND	mg/L		0.001		1	E200.8	12/30/08 02:33/eli-c
Barium	ND	mg/L		0.1		1	E200.8	12/30/08 02:33/eli-c
Beryllium	ND	mg/L		0.001		1	E200.8	01/01/09 23:12/eli-c
Boron	ND	mg/L		0.1		2	E200.7	01/05/09 17:31/eli-c
Cadmium	ND	mg/L		0.005		1	E200.8	12/30/08 02:33/eli-c
Chromium	ND	mg/L		0.05		1	E200.8	12/30/08 02:33/eli-c
Copper	ND	mg/L		0.01		1	E200.8	12/30/08 02:33/eli-c
Iron	0.17	mg/L		0.03		2	E200.7	01/05/09 17:31/eli-c
Lead	ND	mg/L		0.001		1	E200.8	12/30/08 02:33/eli-c
Manganese	0.07	mg/L		0.01		1	E200.8	12/30/08 02:33/eli-c
Mercury	ND	mg/L		0.001		1	E245.1	12/26/08 15:35/eli-b
Molybdenum	ND	mg/L		0.1		1	E200.8	01/01/09 23:12/eli-c
Nickel	ND	mg/L		0.05		1	E200.8	12/30/08 02:33/eli-c
Selenium	ND	mg/L		0.001		1	E200.8	12/30/08 02:33/eli-c
Silver	ND	mg/L		0.005		1	E200.8	01/01/09 23:12/eli-c
Strontium	0.9	mg/L		0.1		1	E200.8	12/30/08 02:33/eli-c
Thallium	ND	mg/L		0.001		1	E200.8	12/30/08 02:33/eli-c
Uranium	0.0026	mg/L		0.0003		1	E200.8	12/30/08 02:33/eli-c
Zinc	ND	mg/L		0.01		1	E200.8	01/12/09 18:04/eli-c
DATA QUALITY								
A/C Balance (± 5)	4.06	%				1	A1030 E	01/23/09 00:00/jmh
Anions	13.8	meq/L				1	A1030 E	01/23/09 00:00/jmh
Cations	15.0	meq/L				1	A1030 E	01/23/09 00:00/jmh
Solids, Total Dissolved Calculated	947	mg/L				1	A1030 E	01/23/09 00:00/jmh
TDS Balance (0.80 - 1.20)	0.940					1	A1030 E	01/23/09 00:00/jmh

Report RL - Analyte reporting limit.
Definitions: QCL - Quality control limit.
MDC - Minimum detectable concentration

MCL - Maximum contaminant level.
ND - Not detected at the reporting limit.
U - Not detected at minimum detectable concentration

Page 30 of 39



LABORATORY ANALYTICAL REPORT

Client: RESPEC Inc
Project: Edgemont
Lab ID: R08120255-011
Client Sample ID: DewBurd GW694

Report Date: 01/27/09
Collection Date: 12/17/08 15:45
Date Received: 12/18/08
Matrix: AQUEOUS

Analyses	Result	Units	Qual	RL	MCL/		Method	Analysis Date / By
					QCL	DF		
MAJOR IONS								
Alkalinity, Total as CaCO3	204	mg/L		5		1	A2320 B	12/23/08 11:18/mb
Carbonate as CO3	ND	mg/L		5		1	A2320 B	12/23/08 11:18/mb
Bicarbonate as HCO3	249	mg/L		5		1	A2320 B	12/23/08 11:18/mb
Calcium	96.1	mg/L		0.5		2	E200.7	01/05/09 14:00/eli-c
Chloride	9	mg/L		1		1	E300.0	12/19/08 06:14/jmh
Fluoride	0.3	mg/L		0.1		1	E300.0	12/19/08 06:14/jmh
Magnesium	36.0	mg/L		0.5		2	E200.7	01/05/09 14:00/eli-c
Nitrogen, Ammonia as N	0.3	mg/L		0.1		1	A4500-NH3 G	12/26/08 15:09/jmh
Nitrogen, Nitrate as N	ND	mg/L		0.1		1	E300.0	12/19/08 06:14/jmh
Nitrogen, Nitrite as N	ND	mg/L		0.1		1	E300.0	12/19/08 06:14/jmh
Potassium	12.9	mg/L		0.5		2	E200.7	01/05/09 14:00/eli-c
Sodium	172	mg/L	D	2		2	E200.7	01/05/09 14:00/eli-c
Sulfate	507	mg/L	D	3		50	E300.0	12/19/08 05:25/jmh
Silica	9.5	mg/L		0.2		2	E200.7	01/05/09 14:00/eli-c
PHYSICAL PROPERTIES								
Conductivity @ 25 C	1320	umhos/cm		5.0		1	A2510 B	12/19/08 09:17/tb
Oxidation-Reduction Potential	270	mV				1	A2580 B	12/23/08 14:30/jmh
pH	7.70	s.u.		0.01		1	A4500-H B	12/19/08 10:40/tb
Sodium Adsorption Ratio (SAR)	3.8	unitless		0.10		1	Calculation	01/23/09 16:16/ADM
Solids, Total Dissolved TDS @ 180 C	960	mg/L		5		1	A2540 C	12/22/08 12:15/mb
METALS - DISSOLVED								
Aluminum	ND	mg/L		0.1		1	E200.8	12/26/08 20:19/eli-c
Arsenic	ND	mg/L		0.001		1	E200.8	12/26/08 20:19/eli-c
Barium	ND	mg/L		0.1		1	E200.8	12/26/08 20:19/eli-c
Boron	ND	mg/L		0.1		2	E200.7	01/05/09 14:00/eli-c
Cadmium	ND	mg/L		0.005		1	E200.8	12/26/08 20:19/eli-c
Chromium	ND	mg/L		0.05		1	E200.8	12/26/08 20:19/eli-c
Copper	ND	mg/L		0.01		1	E200.8	12/26/08 20:19/eli-c
Iron	ND	mg/L		0.03		2	E200.7	01/05/09 14:00/eli-c
Lead	ND	mg/L		0.001		1	E200.8	12/26/08 20:19/eli-c
Manganese	0.16	mg/L		0.01		1	E200.8	12/26/08 20:19/eli-c
Mercury	ND	mg/L		0.001		1	E200.8	12/26/08 20:19/eli-c
Molybdenum	ND	mg/L		0.1		1	E200.8	12/26/08 20:19/eli-c
Nickel	ND	mg/L		0.05		1	E200.8	12/26/08 20:19/eli-c
Selenium	ND	mg/L		0.001		1	A3114 B	01/09/09 16:10/eli-c
Silver	ND	mg/L		0.005		1	E200.8	12/26/08 20:19/eli-c
Thorium 232	ND	mg/L		0.005		1	E200.8	12/26/08 20:19/eli-c

Report RL - Analyte reporting limit.
Definitions: QCL - Quality control limit.
MDC - Minimum detectable concentration

MCL - Maximum contaminant level.
ND - Not detected at the reporting limit.
D - RL increased due to sample matrix interference.

Page 31 of 39



LABORATORY ANALYTICAL REPORT

Client: RESPEC Inc
Project: Edgemont
Lab ID: R08120255-011
Client Sample ID: DewBurd GW694

Report Date: 01/27/09
Collection Date: 12/17/08 15:45
Date Received: 12/18/08
Matrix: AQUEOUS

Analyses	Result	Units	Qual	RL	MCL/		DF	Method	Analysis Date / By
					QCL				
METALS - DISSOLVED									
Uranium	0.0005	mg/L		0.0003			1	E200.8	12/26/08 20:19/eli-c
Vanadium	ND	mg/L		0.1			1	E200.8	12/26/08 20:19/eli-c
Zinc	ND	mg/L		0.01			1	E200.8	12/26/08 20:19/eli-c
METALS - SUSPENDED									
Uranium	ND	mg/L	D	0.0009			1	E200.8	01/01/09 22:30/eli-c
METALS - SPECIATED									
Selenium-IV	ND	mg/L		0.001			1	A3114 B	01/08/09 15:39/eli-c
Selenium-VI	ND	mg/L		0.001			1	A3114 B	01/09/09 16:57/eli-c
RADIONUCLIDES - DISSOLVED									
Gross Alpha	9.3	pCi/L					1	E900.0	01/14/09 01:14/eli-ca
Gross Alpha precision (±)	2.8	pCi/L					1	E900.0	01/14/09 01:14/eli-ca
Gross Alpha MDC	3.3	pCi/L					1	E900.0	01/14/09 01:14/eli-ca
Gross Beta	7.7	pCi/L					1	E900.0	01/14/09 01:14/eli-ca
Gross Beta precision (±)	2.9	pCi/L					1	E900.0	01/14/09 01:14/eli-ca
Gross Beta MDC	4.5	pCi/L					1	E900.0	01/14/09 01:14/eli-ca
Lead 210	2.2	pCi/L	U				1	E909.0M	12/30/08 08:13/eli-c
Lead 210 precision (±)	2.4	pCi/L					1	E909.0M	12/30/08 08:13/eli-c
Lead 210 MDC	4.0	pCi/L					1	E909.0M	12/30/08 08:13/eli-c
Polonium 210	0.0	pCi/L	U	1.0			1	RMO-3008	01/09/09 13:47/eli-c
Polonium 210 precision (±)	0.20	pCi/L					1	RMO-3008	01/09/09 13:47/eli-c
Radium 226	1.5	pCi/L					1	E903.0	01/05/09 14:13/eli-ca
Radium 226 precision (±)	0.2	pCi/L					1	E903.0	01/05/09 14:13/eli-ca
Radium 226 MDC	0.2	pCi/L					1	E903.0	01/05/09 14:13/eli-ca
Thorium 230	0.0	pCi/L	U	0.2			1	E907.0	01/08/09 15:38/eli-c
Thorium 230 precision (±)	0.2	pCi/L					1	E907.0	01/08/09 15:38/eli-c
Gross Gamma	850	pCi/L					1	E901.1	12/29/08 12:00/eli-c
Gross Gamma precision (±)	150	pCi/L					1	E901.1	12/29/08 12:00/eli-c
- The MDC for Pb-210 per RG 4.14 is 1 pCi/L. The current technique can achieve an MDC of about 5 pCi/L if we have sufficient sample to process 1.0 L, and this is reported on a sample specific basis. Please consult with your local regulatory agent prior to using these results for compliance purposes.									
RADIONUCLIDES - SUSPENDED									
Lead 210	1.7	pCi/L	U				1	E909.0M	01/06/09 10:06/eli-c
Lead 210 precision (±)	6.3	pCi/L					1	E909.0M	01/06/09 10:06/eli-c
Lead 210 MDC	10.4	pCi/L					1	E909.0M	01/06/09 10:06/eli-c
Polonium 210	0.4	pCi/L	U	1.0			1	RMO-3008	01/15/09 14:33/eli-c
Polonium 210 precision (±)	0.46	pCi/L					1	RMO-3008	01/15/09 14:33/eli-c
Radium 226	-0.3	pCi/L	U				1	E903.0	01/21/09 23:27/eli-c

Report RL - Analyte reporting limit.
Definitions: QCL - Quality control limit.
MDC - Minimum detectable concentration
U - Not detected at minimum detectable concentration

MCL - Maximum contaminant level.
ND - Not detected at the reporting limit.
D - RL increased due to sample matrix interference.

Page 32 of 39



LABORATORY ANALYTICAL REPORT

Client: RESPEC Inc
Project: Edgemont
Lab ID: R08120255-011
Client Sample ID: DewBurd GW694

Report Date: 01/27/09
Collection Date: 12/17/08 15:45
Date Received: 12/18/08
Matrix: AQUEOUS

Analyses	Result	Units	Qual	RL	MCL/		Method	Analysis Date / By
					QCL	DF		
RADIONUCLIDES - SUSPENDED								
Radium 226 precision (±)	0.2	pCi/L				1	E903.0	01/21/09 23:27/eli-c
Radium 226 MDC	0.5	pCi/L				1	E903.0	01/21/09 23:27/eli-c
Thorium 230	0.1	pCi/L	U	0.2		1	E907.0	01/07/09 13:33/eli-c
Thorium 230 precision (±)	0.2	pCi/L				1	E907.0	01/07/09 13:33/eli-c
- The MDC for Pb-210 per RG 4.14 is 1 pCi/L. The current technique can achieve an MDC of about 5 pCi/L if we have sufficient sample to process 1.0 L, and this is reported on a sample specific basis. Please consult with your local regulatory agent prior to using these results for compliance purposes.								
RADIONUCLIDES - TOTAL								
Radon 222	215	pCi/L		100		1	D5072-92	12/19/08 15:40/eli-c
Radon 222 precision (±)	49.3	pCi/L				1	D5072-92	12/19/08 15:40/eli-c
TOTAL METALS ANALYSES								
Antimony	ND	mg/L		0.003		1	E200.8	12/30/08 02:39/eli-c
Arsenic	0.002	mg/L		0.001		1	E200.8	12/30/08 02:39/eli-c
Barium	ND	mg/L		0.1		1	E200.8	12/30/08 02:39/eli-c
Beryllium	ND	mg/L		0.001		1	E200.8	01/01/09 23:18/eli-c
Boron	0.1	mg/L		0.1		2	E200.7	01/05/09 18:19/eli-c
Cadmium	ND	mg/L		0.005		1	E200.8	12/30/08 02:39/eli-c
Chromium	ND	mg/L		0.05		1	E200.8	12/30/08 02:39/eli-c
Copper	ND	mg/L		0.01		1	E200.8	12/30/08 02:39/eli-c
Iron	0.19	mg/L		0.03		2	E200.7	01/05/09 18:19/eli-c
Lead	ND	mg/L		0.001		1	E200.8	12/30/08 02:39/eli-c
Manganese	0.15	mg/L		0.01		1	E200.8	12/30/08 02:39/eli-c
Mercury	ND	mg/L		0.001		1	E245.1	12/26/08 15:37/eli-b
Molybdenum	ND	mg/L		0.1		1	E200.8	01/01/09 23:18/eli-c
Nickel	ND	mg/L		0.05		1	E200.8	12/30/08 02:39/eli-c
Selenium	ND	mg/L		0.001		1	E200.8	12/30/08 02:39/eli-c
Silver	ND	mg/L		0.005		1	E200.8	01/01/09 23:18/eli-c
Strontium	2.7	mg/L		0.1		1	E200.8	12/30/08 02:39/eli-c
Thallium	ND	mg/L		0.001		1	E200.8	12/30/08 02:39/eli-c
Uranium	0.0005	mg/L		0.0003		1	E200.8	12/30/08 02:39/eli-c
Zinc	ND	mg/L		0.01		1	E200.8	01/12/09 18:11/eli-c
DATA QUALITY								
A/C Balance (± 5)	2.21	%				1	A1030 E	01/23/09 00:00/jmh
Anions	14.9	meq/L				1	A1030 E	01/23/09 00:00/jmh
Cations	15.6	meq/L				1	A1030 E	01/23/09 00:00/jmh
Solids, Total Dissolved Calculated	981	mg/L				1	A1030 E	01/23/09 00:00/jmh
TDS Balance (0.80 - 1.20)	0.980					1	A1030 E	01/23/09 00:00/jmh

Report RL - Analyte reporting limit.
Definitions: QCL - Quality control limit.
MDC - Minimum detectable concentration

MCL - Maximum contaminant level.
ND - Not detected at the reporting limit.
U - Not detected at minimum detectable concentration

Page 33 of 39



LABORATORY ANALYTICAL REPORT

Client: RESPEC Inc
Project: Edgemont
Lab ID: R08120255-012
Client Sample ID: DewBurd GW696

Report Date: 01/27/09
Collection Date: 12/17/08 16:05
Date Received: 12/18/08
Matrix: AQUEOUS

Analyses	Result	Units	Qual	RL	MCL/ QCL	DF	Method	Analysis Date / By
MAJOR IONS								
Alkalinity, Total as CaCO ₃	180	mg/L		5		1	A2320 B	12/23/08 11:20/mb
Carbonate as CO ₃	ND	mg/L		5		1	A2320 B	12/23/08 11:20/mb
Bicarbonate as HCO ₃	219	mg/L		5		1	A2320 B	12/23/08 11:20/mb
Calcium	29.8	mg/L		0.5		2	E200.7	01/05/09 14:04/eli-c
Chloride	13	mg/L		1		1	E300.0	12/19/08 07:20/jmh
Fluoride	0.3	mg/L		0.1		1	E300.0	12/19/08 07:20/jmh
Magnesium	10.4	mg/L		0.5		2	E200.7	01/05/09 14:04/eli-c
Nitrogen, Ammonia as N	0.4	mg/L		0.1		1	A4500-NH ₃ G	12/26/08 15:11/jmh
Nitrogen, Nitrate as N	ND	mg/L		0.1		1	E300.0	12/19/08 07:20/jmh
Nitrogen, Nitrite as N	ND	mg/L		0.1		1	E300.0	12/19/08 07:20/jmh
Potassium	9.0	mg/L		0.5		2	E200.7	01/05/09 14:04/eli-c
Sodium	280	mg/L	D	2		2	E200.7	01/05/09 14:04/eli-c
Sulfate	459	mg/L	D	3		50	E300.0	12/19/08 06:30/jmh
Silica	9.9	mg/L		0.2		2	E200.7	01/05/09 14:04/eli-c
PHYSICAL PROPERTIES								
Conductivity @ 25 C	1340	umhos/cm		5.0		1	A2510 B	12/19/08 09:20/tb
Oxidation-Reduction Potential	260	mV				1	A2580 B	12/23/08 14:30/jmh
pH	8.14	s.u.		0.01		1	A4500-H B	12/19/08 10:42/tb
Sodium Adsorption Ratio (SAR)	11	unitless		0.10		1	Calculation	01/23/09 16:16/ADM
Solids, Total Dissolved TDS @ 180 C	900	mg/L		5		1	A2540 C	12/22/08 12:17/mb
METALS - DISSOLVED								
Aluminum	ND	mg/L		0.1		1	E200.8	12/26/08 20:26/eli-c
Arsenic	ND	mg/L		0.001		1	E200.8	12/26/08 20:26/eli-c
Barium	ND	mg/L		0.1		1	E200.8	12/26/08 20:26/eli-c
Boron	ND	mg/L		0.1		2	E200.7	01/05/09 14:04/eli-c
Cadmium	ND	mg/L		0.005		1	E200.8	12/26/08 20:26/eli-c
Chromium	ND	mg/L		0.05		1	E200.8	12/26/08 20:26/eli-c
Copper	ND	mg/L		0.01		1	E200.8	12/26/08 20:26/eli-c
Iron	ND	mg/L		0.03		2	E200.7	01/05/09 14:04/eli-c
Lead	ND	mg/L		0.001		1	E200.8	12/26/08 20:26/eli-c
Manganese	0.07	mg/L		0.01		1	E200.8	12/26/08 20:26/eli-c
Mercury	ND	mg/L		0.001		1	E200.8	12/26/08 20:26/eli-c
Molybdenum	ND	mg/L		0.1		1	E200.8	12/26/08 20:26/eli-c
Nickel	ND	mg/L		0.05		1	E200.8	12/26/08 20:26/eli-c
Selenium	ND	mg/L		0.001		1	A3114 B	01/09/09 16:17/eli-c
Silver	ND	mg/L		0.005		1	E200.8	12/26/08 20:26/eli-c
Thorium 232	ND	mg/L		0.005		1	E200.8	12/26/08 20:26/eli-c

Report RL - Analyte reporting limit.
Definitions: QCL - Quality control limit.
MDC - Minimum detectable concentration

MCL - Maximum contaminant level.
ND - Not detected at the reporting limit.
D - RL increased due to sample matrix interference.

Page 34 of 39



LABORATORY ANALYTICAL REPORT

Client: RESPEC Inc
Project: Edgemont
Lab ID: R08120255-012
Client Sample ID: DewBurd GW696

Report Date: 01/27/09
Collection Date: 12/17/08 16:05
Date Received: 12/18/08
Matrix: AQUEOUS

Analyses	Result	Units	Qual	RL	MCL/ QCL	DF	Method	Analysis Date / By
METALS - DISSOLVED								
Uranium	ND	mg/L		0.0003		1	E200.8	12/26/08 20:26/eli-c
Vanadium	ND	mg/L		0.1		1	E200.8	12/26/08 20:26/eli-c
Zinc	ND	mg/L		0.01		1	E200.8	12/26/08 20:26/eli-c
METALS - SUSPENDED								
Uranium	ND	mg/L	D	0.0009		1	E200.8	01/01/09 22:34/eli-c
METALS - SPECIATED								
Selenium-IV	ND	mg/L		0.001		1	A3114 B	01/08/09 15:47/eli-c
Selenium-VI	ND	mg/L		0.001		1	A3114 B	01/09/09 16:57/eli-c
RADIONUCLIDES - DISSOLVED								
Gross Alpha	8.2	pCi/L				1	E900.0	01/14/09 01:14/eli-ca
Gross Alpha precision (±)	2.8	pCi/L				1	E900.0	01/14/09 01:14/eli-ca
Gross Alpha MDC	3.4	pCi/L				1	E900.0	01/14/09 01:14/eli-ca
Gross Beta	9.5	pCi/L				1	E900.0	01/14/09 01:14/eli-ca
Gross Beta precision (±)	2.5	pCi/L				1	E900.0	01/14/09 01:14/eli-ca
Gross Beta MDC	4.0	pCi/L				1	E900.0	01/14/09 01:14/eli-ca
Lead 210	3.2	pCi/L	U			1	E909.0M	12/30/08 08:13/eli-c
Lead 210 precision (±)	2.4	pCi/L				1	E909.0M	12/30/08 08:13/eli-c
Lead 210 MDC	4.0	pCi/L				1	E909.0M	12/30/08 08:13/eli-c
Polonium 210	0.0	pCi/L	U	1.0		1	RMO-3008	01/09/09 13:47/eli-c
Polonium 210 precision (±)	0.14	pCi/L				1	RMO-3008	01/09/09 13:47/eli-c
Radium 226	0.8	pCi/L				1	E903.0	01/05/09 14:13/eli-ca
Radium 226 precision (±)	0.2	pCi/L				1	E903.0	01/05/09 14:13/eli-ca
Radium 226 MDC	0.2	pCi/L				1	E903.0	01/05/09 14:13/eli-ca
Thorium 230	0.1	pCi/L	U	0.2		1	E907.0	01/08/09 15:39/eli-c
Thorium 230 precision (±)	0.2	pCi/L				1	E907.0	01/08/09 15:39/eli-c
Gross Gamma	840	pCi/L				1	E901.1	12/29/08 12:00/eli-c
Gross Gamma precision (±)	130	pCi/L				1	E901.1	12/29/08 12:00/eli-c
- The MDC for Pb-210 per RG 4.14 is 1 pCi/L. The current technique can achieve an MDC of about 5 pCi/L if we have sufficient sample to process 1.0 L, and this is reported on a sample specific basis. Please consult with your local regulatory agent prior to using these results for compliance purposes.								
RADIONUCLIDES - SUSPENDED								
Lead 210	0.5	pCi/L	U			1	E909.0M	01/06/09 10:06/eli-c
Lead 210 precision (±)	6.2	pCi/L				1	E909.0M	01/06/09 10:06/eli-c
Lead 210 MDC	10.4	pCi/L				1	E909.0M	01/06/09 10:06/eli-c
Polonium 210	0.0	pCi/L	U	1.0		1	RMO-3008	01/15/09 14:33/eli-c
Polonium 210 precision (±)	0.21	pCi/L				1	RMO-3008	01/15/09 14:33/eli-c
Radium 226	-0.1	pCi/L	U			1	E903.0	01/21/09 23:27/eli-c

Report RL - Analyte reporting limit.
Definitions: QCL - Quality control limit.
MDC - Minimum detectable concentration
U - Not detected at minimum detectable concentration

MCL - Maximum contaminant level.
ND - Not detected at the reporting limit.
D - RL increased due to sample matrix interference.

Page 35 of 39



LABORATORY ANALYTICAL REPORT

Client: RESPEC Inc
Project: Edgemont
Lab ID: R08120255-012
Client Sample ID: DewBurd GW696

Report Date: 01/27/09
Collection Date: 12/17/08 16:05
Date Received: 12/18/08
Matrix: AQUEOUS

Analyses	Result	Units	Qual	RL	MCL/ QCL	DF	Method	Analysis Date / By
RADIONUCLIDES - SUSPENDED								
Radium 226 precision (±)	0.2	pCi/L				1	E903.0	01/21/09 23:27/eli-c
Radium 226 MDC	0.5	pCi/L				1	E903.0	01/21/09 23:27/eli-c
Thorium 230	-0.2	pCi/L	U	0.2		1	E907.0	01/07/09 13:33/eli-c
Thorium 230 precision (±)	0.2	pCi/L				1	E907.0	01/07/09 13:33/eli-c
- The MDC for Pb-210 per RG 4.14 is 1 pCi/L. The current technique can achieve an MDC of about 5 pCi/L if we have sufficient sample to process 1.0 L, and this is reported on a sample specific basis. Please consult with your local regulatory agent prior to using these results for compliance purposes.								
RADIONUCLIDES - TOTAL								
Radon 222	182	pCi/L		100		1	D5072-92	12/19/08 15:40/eli-c
Radon 222 precision (±)	48.8	pCi/L				1	D5072-92	12/19/08 15:40/eli-c
TOTAL METALS ANALYSES								
Antimony	ND	mg/L		0.003		1	E200.8	12/30/08 02:46/eli-c
Arsenic	ND	mg/L		0.001		1	E200.8	12/30/08 02:46/eli-c
Barium	ND	mg/L		0.1		1	E200.8	12/30/08 02:46/eli-c
Beryllium	ND	mg/L		0.001		1	E200.8	01/01/09 23:25/eli-c
Boron	ND	mg/L		0.1		2	E200.7	01/05/09 18:24/eli-c
Cadmium	ND	mg/L		0.005		1	E200.8	12/30/08 02:46/eli-c
Chromium	ND	mg/L		0.05		1	E200.8	12/30/08 02:46/eli-c
Copper	ND	mg/L		0.01		1	E200.8	12/30/08 02:46/eli-c
Iron	0.16	mg/L		0.03		2	E200.7	01/05/09 18:24/eli-c
Lead	ND	mg/L		0.001		1	E200.8	12/30/08 02:46/eli-c
Manganese	0.06	mg/L		0.01		1	E200.8	12/30/08 02:46/eli-c
Mercury	ND	mg/L		0.001		1	E245.1	12/26/08 15:40/eli-b
Molybdenum	ND	mg/L		0.1		1	E200.8	01/01/09 23:25/eli-c
Nickel	ND	mg/L		0.05		1	E200.8	12/30/08 02:46/eli-c
Selenium	ND	mg/L		0.001		1	E200.8	12/30/08 02:46/eli-c
Silver	ND	mg/L		0.005		1	E200.8	01/01/09 23:25/eli-c
Strontium	0.7	mg/L		0.1		1	E200.8	12/30/08 02:46/eli-c
Thallium	ND	mg/L		0.001		1	E200.8	12/30/08 02:46/eli-c
Uranium	ND	mg/L		0.0003		1	E200.8	12/30/08 02:46/eli-c
Zinc	ND	mg/L		0.01		1	E200.8	01/12/09 18:18/eli-c
DATA QUALITY								
A/C Balance (± 5)	4.39	%				1	A1030 E	01/23/09 00:00/jmh
Anions	13.5	meq/L				1	A1030 E	01/23/09 00:00/jmh
Cations	14.8	meq/L				1	A1030 E	01/23/09 00:00/jmh
Solids, Total Dissolved Calculated	936	mg/L				1	A1030 E	01/23/09 00:00/jmh
TDS Balance (0.80 - 1.20)	0.970					1	A1030 E	01/23/09 00:00/jmh

Report RL - Analyte reporting limit.
Definitions: QCL - Quality control limit.
MDC - Minimum detectable concentration

MCL - Maximum contaminant level.
ND - Not detected at the reporting limit.
U - Not detected at minimum detectable concentration

Page 36 of 39



LABORATORY ANALYTICAL REPORT

Client: RESPEC Inc
Project: Edgemont
Lab ID: R08120255-013
Client Sample ID: DewBurd GW615

Report Date: 01/27/09
Collection Date: 12/17/08 11:27
Date Received: 12/18/08
Matrix: AQUEOUS

Analyses	Result	Units	Qual	RL	MCL/		Method	Analysis Date / By
					QCL	DF		
MAJOR IONS								
Alkalinity, Total as CaCO3	140	mg/L		5		1	A2320 B	12/23/08 11:24/mb
Carbonate as CO3	ND	mg/L		5		1	A2320 B	12/23/08 11:24/mb
Bicarbonate as HCO3	171	mg/L		5		1	A2320 B	12/23/08 11:24/mb
Calcium	72.2	mg/L		0.5		2	E200.7	01/05/09 14:09/eli-c
Chloride	5	mg/L		1		1	E300.0	12/19/08 07:52/jmh
Fluoride	0.5	mg/L		0.1		1	E300.0	12/19/08 07:52/jmh
Magnesium	21.4	mg/L		0.5		2	E200.7	01/05/09 14:09/eli-c
Nitrogen, Ammonia as N	ND	mg/L		0.1		1	A4500-NH3 G	12/26/08 15:12/jmh
Nitrogen, Nitrate as N	ND	mg/L		0.1		1	E300.0	12/19/08 07:52/jmh
Nitrogen, Nitrite as N	ND	mg/L		0.1		1	E300.0	12/19/08 07:52/jmh
Potassium	8.7	mg/L		0.5		2	E200.7	01/05/09 14:09/eli-c
Sodium	131	mg/L	D	2		2	E200.7	01/05/09 14:09/eli-c
Sulfate	388	mg/L	D	3		50	E300.0	12/19/08 07:36/jmh
Silica	8.9	mg/L		0.2		2	E200.7	01/05/09 14:09/eli-c
PHYSICAL PROPERTIES								
Conductivity @ 25 C	965	umhos/cm		5.0		1	A2510 B	12/19/08 09:22/tb
Oxidation-Reduction Potential	270	mV				1	A2580 B	12/23/08 14:30/jmh
pH	7.34	s.u.		0.01		1	A4500-H B	12/19/08 10:44/tb
Sodium Adsorption Ratio (SAR)	3.5	unitless		0.10		1	Calculation	01/23/09 16:16/ADM
Solids, Total Dissolved TDS @ 180 C	700	mg/L		5		1	A2540 C	12/22/08 12:19/mb
METALS - DISSOLVED								
Aluminum	ND	mg/L		0.1		1	E200.8	12/26/08 20:33/eli-c
Arsenic	0.011	mg/L		0.001		1	E200.8	12/26/08 20:33/eli-c
Barium	ND	mg/L		0.1		1	E200.8	12/26/08 20:33/eli-c
Boron	ND	mg/L		0.1		2	E200.7	01/05/09 14:09/eli-c
Cadmium	ND	mg/L		0.005		1	E200.8	12/26/08 20:33/eli-c
Chromium	ND	mg/L		0.05		1	E200.8	12/26/08 20:33/eli-c
Copper	ND	mg/L		0.01		1	E200.8	12/26/08 20:33/eli-c
Iron	0.03	mg/L		0.03		2	E200.7	01/05/09 14:09/eli-c
Lead	ND	mg/L		0.001		1	E200.8	12/26/08 20:33/eli-c
Manganese	0.07	mg/L		0.01		1	E200.8	12/26/08 20:33/eli-c
Mercury	ND	mg/L		0.001		1	E200.8	12/26/08 20:33/eli-c
Molybdenum	ND	mg/L		0.1		1	E200.8	12/26/08 20:33/eli-c
Nickel	ND	mg/L		0.05		1	E200.8	12/26/08 20:33/eli-c
Selenium	ND	mg/L		0.001		1	A3114 B	01/09/09 16:19/eli-c
Silver	ND	mg/L		0.005		1	E200.8	12/26/08 20:33/eli-c
Thorium 232	ND	mg/L		0.005		1	E200.8	12/26/08 20:33/eli-c

Report RL - Analyte reporting limit.
Definitions: QCL - Quality control limit.
MDC - Minimum detectable concentration

MCL - Maximum contaminant level.
ND - Not detected at the reporting limit.
D - RL increased due to sample matrix interference.

Page 37 of 39



LABORATORY ANALYTICAL REPORT

Client: RESPEC Inc
Project: Edgemont
Lab ID: R08120255-013
Client Sample ID: DewBurd GW615

Report Date: 01/27/09
Collection Date: 12/17/08 11:27
Date Received: 12/18/08
Matrix: AQUEOUS

Analyses	Result	Units	Qual	RL	MCL/ QCL	DF	Method	Analysis Date / By
METALS - DISSOLVED								
Uranium	0.0023	mg/L		0.0003		1	E200.8	12/26/08 20:33/eli-c
Vanadium	ND	mg/L		0.1		1	E200.8	12/26/08 20:33/eli-c
Zinc	ND	mg/L		0.01		1	E200.8	12/26/08 20:33/eli-c
METALS - SUSPENDED								
Uranium	ND	mg/L	D	0.0009		1	E200.8	01/01/09 22:38/eli-c
METALS - SPECIATED								
Selenium-IV	ND	mg/L		0.001		1	A3114 B	01/08/09 15:49/eli-c
Selenium-VI	ND	mg/L		0.001		1	A3114 B	01/09/09 16:57/eli-c
RADIONUCLIDES - DISSOLVED								
Gross Alpha	21.7	pCi/L				1	E900.0	01/14/09 01:14/eli-ca
Gross Alpha precision (±)	3.0	pCi/L				1	E900.0	01/14/09 01:14/eli-ca
Gross Alpha MDC	2.4	pCi/L				1	E900.0	01/14/09 01:14/eli-ca
Gross Beta	12.8	pCi/L				1	E900.0	01/14/09 01:14/eli-ca
Gross Beta precision (±)	2.1	pCi/L				1	E900.0	01/14/09 01:14/eli-ca
Gross Beta MDC	3.1	pCi/L				1	E900.0	01/14/09 01:14/eli-ca
Lead 210	2.2	pCi/L	U			1	E909.0M	12/30/08 08:13/eli-c
Lead 210 precision (±)	2.4	pCi/L				1	E909.0M	12/30/08 08:13/eli-c
Lead 210 MDC	4.0	pCi/L				1	E909.0M	12/30/08 08:13/eli-c
Polonium 210	0.0	pCi/L	U	1.0		1	RMO-3008	01/09/09 13:47/eli-c
Polonium 210 precision (±)	0.18	pCi/L				1	RMO-3008	01/09/09 13:47/eli-c
Radium 226	2.1	pCi/L				1	E903.0	01/05/09 14:13/eli-ca
Radium 226 precision (±)	0.3	pCi/L				1	E903.0	01/05/09 14:13/eli-ca
Radium 226 MDC	0.2	pCi/L				1	E903.0	01/05/09 14:13/eli-ca
Thorium 230	0.3	pCi/L	U	0.2		1	E907.0	01/08/09 15:39/eli-c
Thorium 230 precision (±)	0.3	pCi/L				1	E907.0	01/08/09 15:39/eli-c
Gross Gamma	960	pCi/L				1	E901.1	12/29/08 12:00/eli-c
Gross Gamma precision (±)	160	pCi/L				1	E901.1	12/29/08 12:00/eli-c
- The MDC for Pb-210 per RG 4.14 is 1 pCi/L. The current technique can achieve an MDC of about 5 pCi/L if we have sufficient sample to process 1.0 L, and this is reported on a sample specific basis. Please consult with your local regulatory agent prior to using these results for compliance purposes.								
RADIONUCLIDES - SUSPENDED								
Lead 210	1.1	pCi/L	U			1	E909.0M	01/06/09 10:06/eli-c
Lead 210 precision (±)	6.2	pCi/L				1	E909.0M	01/06/09 10:06/eli-c
Lead 210 MDC	10.4	pCi/L				1	E909.0M	01/06/09 10:06/eli-c
Polonium 210	0.1	pCi/L	U	1.0		1	RMO-3008	01/15/09 14:33/eli-c
Polonium 210 precision (±)	0.38	pCi/L				1	RMO-3008	01/15/09 14:33/eli-c
Radium 226	-0.3	pCi/L	U			1	E903.0	01/21/09 23:27/eli-c

Report RL - Analyte reporting limit.
Definitions: QCL - Quality control limit.
MDC - Minimum detectable concentration
U - Not detected at minimum detectable concentration

MCL - Maximum contaminant level.
ND - Not detected at the reporting limit.
D - RL increased due to sample matrix interference.

Page 38 of 39



LABORATORY ANALYTICAL REPORT

Client: RESPEC Inc
Project: Edgemont
Lab ID: R08120255-013
Client Sample ID: DewBurd GW615

Report Date: 01/27/09
Collection Date: 12/17/08 11:27
Date Received: 12/18/08
Matrix: AQUEOUS

Analyses	Result	Units	Qual	RL	MCL/		Method	Analysis Date / By
					QCL	DF		
RADIONUCLIDES - SUSPENDED								
Radium 226 precision (±)	0.2	pCi/L				1	E903.0	01/21/09 23:27/eli-c
Radium 226 MDC	0.5	pCi/L				1	E903.0	01/21/09 23:27/eli-c
Thorium 230	-0.1	pCi/L	U	0.2		1	E907.0	01/07/09 13:33/eli-c
Thorium 230 precision (±)	0.2	pCi/L				1	E907.0	01/07/09 13:33/eli-c
- The MDC for Pb-210 per RG 4.14 is 1 pCi/L. The current technique can achieve an MDC of about 5 pCi/L if we have sufficient sample to process 1.0 L, and this is reported on a sample specific basis. Please consult with your local regulatory agent prior to using these results for compliance purposes.								
RADIONUCLIDES - TOTAL								
Radon 222	1710	pCi/L		100		1	D5072-92	12/19/08 15:40/eli-c
Radon 222 precision (±)	68.2	pCi/L				1	D5072-92	12/19/08 15:40/eli-c
TOTAL METALS ANALYSES								
Antimony	ND	mg/L		0.003		1	E200.8	12/30/08 03:19/eli-c
Arsenic	0.023	mg/L		0.001		1	E200.8	12/30/08 03:19/eli-c
Barium	ND	mg/L		0.1		1	E200.8	12/30/08 03:19/eli-c
Beryllium	ND	mg/L		0.001		1	E200.8	01/01/09 23:32/eli-c
Boron	0.1	mg/L		0.1		2	E200.7	01/05/09 18:36/eli-c
Cadmium	ND	mg/L		0.005		1	E200.8	12/30/08 03:19/eli-c
Chromium	ND	mg/L		0.05		1	E200.8	12/30/08 03:19/eli-c
Copper	ND	mg/L		0.01		1	E200.8	12/30/08 03:19/eli-c
Iron	1.37	mg/L		0.03		2	E200.7	01/05/09 18:36/eli-c
Lead	ND	mg/L		0.001		1	E200.8	12/30/08 03:19/eli-c
Manganese	0.06	mg/L		0.01		1	E200.8	12/30/08 03:19/eli-c
Mercury	ND	mg/L		0.001		1	E245.1	12/26/08 15:47/eli-b
Molybdenum	ND	mg/L		0.1		1	E200.8	01/01/09 23:32/eli-c
Nickel	ND	mg/L		0.05		1	E200.8	12/30/08 03:19/eli-c
Selenium	ND	mg/L		0.001		1	E200.8	12/30/08 03:19/eli-c
Silver	ND	mg/L		0.005		1	E200.8	01/01/09 23:32/eli-c
Strontium	1.3	mg/L		0.1		1	E200.8	12/30/08 03:19/eli-c
Thallium	ND	mg/L		0.001		1	E200.8	12/30/08 03:19/eli-c
Uranium	0.0023	mg/L		0.0003		1	E200.8	12/30/08 03:19/eli-c
Zinc	ND	mg/L		0.01		1	E200.8	01/12/09 18:25/eli-c
DATA QUALITY								
A/C Balance (± 5)	1.01	%				1	A1030 E	01/23/09 00:00/jmh
Anions	11.0	meq/L				1	A1030 E	01/23/09 00:00/jmh
Cations	11.3	meq/L				1	A1030 E	01/23/09 00:00/jmh
Solids, Total Dissolved Calculated	735	mg/L				1	A1030 E	01/23/09 00:00/jmh
TDS Balance (0.80 - 1.20)	0.950					1	A1030 E	01/23/09 00:00/jmh

Report RL - Analyte reporting limit.
Definitions: QCL - Quality control limit.
MDC - Minimum detectable concentration

MCL - Maximum contaminant level.
ND - Not detected at the reporting limit.
U - Not detected at minimum detectable concentration

Page 39 of 39



QA/QC Summary Report

Client: RESPEC Inc

Project: Edgemont

Report Date: 01/27/09

Work Order: R08120255

Analyte	Result	Units	RL	%REC	Low Limit	High Limit	RPD	RPDLimit	Qual
Method: A2320 B		Batch: 081223A-ALK-SEL-W							
Sample ID: LCS1_081223A	Laboratory Control Sample				Run: PH_COND1-R_081223A		12/23/08 09:08		
Alkalinity, Total as CaCO3	936	mg/L	5.0	94	90	110			
Sample ID: MBLK1_081223A	Method Blank				Run: PH_COND1-R_081223A		12/23/08 09:09		
Alkalinity, Total as CaCO3	ND	mg/L	3						
Sample ID: R08120249-005AMS	Sample Matrix Spike				Run: PH_COND1-R_081223A		12/23/08 09:47		
Alkalinity, Total as CaCO3	382	mg/L	5.0	96	80	120			
Sample ID: R08120249-005AMSD	Sample Matrix Spike Duplicate				Run: PH_COND1-R_081223A		12/23/08 09:50		
Alkalinity, Total as CaCO3	380	mg/L	5.0	94	80	120	0.5	10	
Sample ID: R08120255-006AMS	Sample Matrix Spike				Run: PH_COND1-R_081223A		12/23/08 10:40		
Alkalinity, Total as CaCO3	182	mg/L	5.0	64	80	120			S
Sample ID: R08120255-006AMSD	Sample Matrix Spike Duplicate				Run: PH_COND1-R_081223A		12/23/08 10:52		
Alkalinity, Total as CaCO3	198	mg/L	5.0	79	80	120	8.4	10	S
Method: A2510 B		Batch: 081219_1_COND-PROBE-W							
Sample ID: LCS_COND-1_081219	Laboratory Control Sample				Run: PH_COND2-R_081219B		12/19/08 08:44		
Conductivity @ 25 C	1410	umhos/cm	5.0	100	90	110			
Sample ID: LCS1-1_081219	Laboratory Control Sample				Run: PH_COND2-R_081219B		12/19/08 08:45		
Conductivity @ 25 C	149	umhos/cm	5.0	99	90	110			
Sample ID: LCS2-1_081219	Laboratory Control Sample				Run: PH_COND2-R_081219B		12/19/08 08:47		
Conductivity @ 25 C	4960	umhos/cm	5.0	99	90	110			
Sample ID: MBLK-1_081219	Method Blank				Run: PH_COND2-R_081219B		12/19/08 08:48		
Conductivity @ 25 C	ND	umhos/cm	5						
Sample ID: R08120255-001ADUP	Sample Duplicate				Run: PH_COND2-R_081219B		12/19/08 09:03		
Conductivity @ 25 C	ND	umhos/cm	5.0				0	10	
Sample ID: R08120255-011ADUP	Sample Duplicate				Run: PH_COND2-R_081219B		12/19/08 09:18		
Conductivity @ 25 C	1320	umhos/cm	5.0				0	10	

Qualifiers:

RL - Analyte reporting limit.

ND - Not detected at the reporting limit.

S - Spike recovery outside of advisory limits.



QA/QC Summary Report

Client: RESPEC Inc

Report Date: 01/27/09

Project: Edgemont

Work Order: R08120255

Analyte	Result	Units	RL	%REC	Low Limit	High Limit	RPD	RPDLimit	Qual
Method: A2540 C							Batch: 081222A-SLDS-TDS-W		
Sample ID: LCS1_081222A	Laboratory Control Sample				Run: BAL-4-R_081222A				12/22/08 11:36
Solids, Total Dissolved TDS @ 180 C	200	mg/L	7.6	99	90	110			
Sample ID: MBLK1_081222A	Method Blank				Run: BAL-4-R_081222A				12/22/08 11:38
Solids, Total Dissolved TDS @ 180 C	ND	mg/L	8						
Sample ID: R08120255-013AMS	Sample Matrix Spike				Run: BAL-4-R_081222A				12/22/08 12:20
Solids, Total Dissolved TDS @ 180 C	880	mg/L	5.0	91	80	120			
Sample ID: R08120255-013AMSD	Sample Matrix Spike Duplicate				Run: BAL-4-R_081222A				12/22/08 12:20
Solids, Total Dissolved TDS @ 180 C	850	mg/L	5.0	76	80	120	3.5	10	S
Method: A2580 B							Batch: 081223-ORP-ISE-W		
Sample ID: LCS	Laboratory Control Sample				Run: PH_COND1-R_081223B				12/23/08 14:30
Oxidation-Reduction Potential	480	mV		101	95	105			
Sample ID: R08120255-001F	Sample Duplicate				Run: PH_COND1-R_081223B				12/23/08 14:30
Oxidation-Reduction Potential	290	mV					0.8	10	
Sample ID: R08120255-011F	Sample Duplicate				Run: PH_COND1-R_081223B				12/23/08 14:30
Oxidation-Reduction Potential	270	mV					0.3	10	
Method: A3114 B							Batch: C_SE3114-090109B		
Sample ID: MBLK	Method Blank				Run: SUB-C113244				01/09/09 15:31
Selenium	ND	mg/L	0.0003						
Sample ID: 288-184-2	Laboratory Control Sample				Run: SUB-C113244				01/09/09 15:33
Selenium	0.055	mg/L	0.0010	109	90	110			
Sample ID: R08120255-011E	Sample Matrix Spike				Run: SUB-C113244				01/09/09 16:12
Selenium	0.057	mg/L	0.0010	113	85	115			
Sample ID: R08120255-011E	Sample Matrix Spike Duplicate				Run: SUB-C113244				01/09/09 16:14
Selenium	0.058	mg/L	0.0010	116	85	115	2.5	15	S
Sample ID: R08120255-001E	Sample Matrix Spike				Run: SUB-C113244				01/09/09 15:40
Selenium	0.055	mg/L	0.0010	110	85	115			
Sample ID: R08120255-001E	Sample Matrix Spike Duplicate				Run: SUB-C113244				01/09/09 15:42
Selenium	0.057	mg/L	0.0010	113	85	115	2.8	15	

Qualifiers:

RL - Analyte reporting limit.

ND - Not detected at the reporting limit.

S - Spike recovery outside of advisory limits.



QA/QC Summary Report

Client: RESPEC Inc
Project: Edgemont

Report Date: 01/27/09
Work Order: R08120255

Analyte	Result	Units	RL	%REC	Low Limit	High Limit	RPD	RPDLimit	Qual
Method: A3114 B							Batch: C_SEIV3114-090108		
Sample ID: MBLK	Method Blank					Run: SUB-C113187			01/08/09 14:58
Selenium-IV	ND	mg/L	0.0003						
Sample ID: 288-184-2	Laboratory Control Sample					Run: SUB-C113187			01/08/09 15:00
Selenium-IV	0.050	mg/L	0.0010	100	90	110			
Sample ID: R08120255-011E	Sample Matrix Spike					Run: SUB-C113187			01/08/09 15:42
Selenium-IV	0.042	mg/L	0.0010	84	85	115			S
Sample ID: R08120255-011E	Sample Matrix Spike Duplicate					Run: SUB-C113187			01/08/09 15:44
Selenium-IV	0.044	mg/L	0.0010	87	85	115	4.4	10	
Sample ID: R08120255-001E	Sample Matrix Spike					Run: SUB-C113187			01/08/09 15:07
Selenium-IV	0.046	mg/L	0.0010	92	85	115			
Sample ID: R08120255-001E	Sample Matrix Spike Duplicate					Run: SUB-C113187			01/08/09 15:10
Selenium-IV	0.046	mg/L	0.0010	93	85	115	0.8	10	
Method: A4500-H B							Batch: 081219_1_PH-W		
Sample ID: LCS_pH-1_081219	Laboratory Control Sample					Run: PH_COND2-R_081219A			12/19/08 09:45
pH	6.85	s.u.	0.010	100	98.55	101.45			
Sample ID: R08120255-001ADUP	Sample Duplicate					Run: PH_COND2-R_081219A			12/19/08 10:20
pH	5.64	s.u.	0.010				0.5	1.25	
Sample ID: R08120255-011ADUP	Sample Duplicate					Run: PH_COND2-R_081219A			12/19/08 10:41
pH	7.72	s.u.	0.010				0.3	1.25	

Qualifiers:

RL - Analyte reporting limit.

ND - Not detected at the reporting limit.

S - Spike recovery outside of advisory limits.



QA/QC Summary Report

Client: RESPEC Inc

Project: Edgemont

Report Date: 01/27/09

Work Order: R08120255

Analyte	Result	Units	RL	%REC	Low Limit	High Limit	RPD	RPDLimit	Qual
Method: A4500-NH3 G					Batch: A2008-12-26_2_NH3_01				
Sample ID: MBLK-2 Nitrogen, Ammonia as N	Method Blank ND	mg/L	0.01			Run: TECHAA2-R_081226A			12/26/08 14:12
Sample ID: LFB-3 Nitrogen, Ammonia as N	Laboratory Fortified Blank 0.25	mg/L	0.10	98	90	110			12/26/08 14:13
Sample ID: LFB-4 Nitrogen, Ammonia as N	Laboratory Fortified Blank 0.27	mg/L	0.10	110	90	110			12/26/08 14:14
Sample ID: R08120255-002BMS Nitrogen, Ammonia as N	Sample Matrix Spike 0.34	mg/L	0.10	111	80	120			12/26/08 14:53
Sample ID: R08120255-002BMSD Nitrogen, Ammonia as N	Sample Matrix Spike Duplicate 0.34	mg/L	0.10	111	80	120	0.3	10	12/26/08 14:54
Sample ID: R08120255-010BMS Nitrogen, Ammonia as N	Sample Matrix Spike 0.42	mg/L	0.10	100	80	120			12/26/08 15:07
Sample ID: R08120255-010BMSD Nitrogen, Ammonia as N	Sample Matrix Spike Duplicate 0.45	mg/L	0.10	109	80	120	5.3	10	12/26/08 15:08
Method: D5072-92					Batch: C_R112582				
Sample ID: R08120255-013G Radon 222	Sample Duplicate 1650	pCi/L	100			Run: SUB-C112582	4.1	30	12/19/08 15:40
Sample ID: MB-R112582 Radon 222	Method Blank 30	pCi/L				Run: SUB-C112582			12/19/08 15:40 U
Sample ID: LCS-R112582 Radon 222	Laboratory Control Sample 304	pCi/L	100	90	70	130			12/19/08 15:40

Qualifiers:

RL - Analyte reporting limit.

ND - Not detected at the reporting limit.

U - Not detected at minimum detectable concentration



QA/QC Summary Report

Client: RESPEC Inc
Project: Edgemont

Report Date: 01/27/09
Work Order: R08120255

Analyte	Result	Units	RL	%REC	Low Limit	High Limit	RPD	RPDLimit	Qual
Method: E200.7							Batch: C_20978		
Sample ID: MB-20978	Method Blank				Run: SUB-C113039		01/05/09 19:00		
Boron	ND	mg/L	0.01						
Iron	ND	mg/L	0.009						
Sample ID: LCS3-20978	Laboratory Control Sample				Run: SUB-C113039		01/05/09 19:04		
Boron	0.516	mg/L	0.10	103	85	115			
Iron	2.57	mg/L	0.030	103	85	115			
Sample ID: C08120822-001BMS3	Sample Matrix Spike				Run: SUB-C113039		01/05/09 19:29		
Boron	0.658	mg/L	0.10	104	70	130			
Iron	3.53	mg/L	0.030	110	70	130			
Sample ID: C08120822-001BMSD3	Sample Matrix Spike Duplicate				Run: SUB-C113039		01/05/09 19:33		
Boron	0.647	mg/L	0.10	102	70	130	1.7	20	
Iron	3.34	mg/L	0.030	102	70	130	5.4	20	
Method: E200.7							Batch: C_20993		
Sample ID: MB-20993	Method Blank				Run: SUB-C113039		01/05/09 19:49		
Boron	ND	mg/L	0.01						
Iron	ND	mg/L	0.009						
Sample ID: LCS3-20993	Laboratory Control Sample				Run: SUB-C113039		01/05/09 19:53		
Boron	0.533	mg/L	0.10	107	85	115			
Iron	2.64	mg/L	0.030	106	85	115			
Sample ID: C08120862-001BMS3	Sample Matrix Spike				Run: SUB-C113039		01/05/09 20:17		
Boron	1.42	mg/L	0.10	101	70	130			
Iron	33.4	mg/L	0.030		70	130			A
Sample ID: C08120862-001BMSD3	Sample Matrix Spike Duplicate				Run: SUB-C113039		01/05/09 20:21		
Boron	1.51	mg/L	0.10	119	70	130	6	20	
Iron	34.1	mg/L	0.030		70	130	2.3	20	A

Qualifiers:

RL - Analyte reporting limit.

ND - Not detected at the reporting limit.

A - The analyte level was greater than four times the spike level. In accordance with the method % recovery is not calculated.



QA/QC Summary Report

Client: RESPEC Inc
Project: Edgemont

Report Date: 01/27/09
Work Order: R08120255

Analyte	Result	Units	RL	%REC	Low Limit	High Limit	RPD	RPDLimit	Qual
Method: E200.7							Batch: C_R113039		
Sample ID: MB-090105A	Method Blank		Run: SUB-C113039				01/05/09 12:11		
Silicon	ND	mg/L	0.02						
Boron	0.02	mg/L	0.008						
Calcium	ND	mg/L	0.1						
Iron	ND	mg/L	0.005						
Magnesium	ND	mg/L	0.04						
Potassium	ND	mg/L	0.02						
Sodium	ND	mg/L	0.8						
Silica	ND	mg/L	0.04						
Sample ID: LFB-0090105A	Laboratory Fortified Blank		Run: SUB-C113039				01/05/09 12:15		
Silicon	0.38	mg/L	0.021	96	85	125			
Boron	1.1	mg/L	0.10	105	85	125			
Calcium	50	mg/L	0.50	99	85	125			
Iron	1.0	mg/L	0.030	101	85	125			
Magnesium	50	mg/L	0.50	100	85	125			
Potassium	47	mg/L	0.50	94	85	125			
Sodium	49	mg/L	0.77	99	85	125			
Silica	0.82	mg/L	0.044	96	85	125			
Sample ID: R08120255-012D	Sample Matrix Spike		Run: SUB-C113039				01/05/09 18:28		
Boron	2.19	mg/L	0.10	105	70	130			
Iron	2.20	mg/L	0.030	102	70	130			
Silicon	5.43	mg/L	0.10		70	130			A
Calcium	136	mg/L	1.0	105	70	130			
Magnesium	116	mg/L	1.0	106	70	130			
Potassium	102	mg/L	1.0	93	70	130			
Sodium	394	mg/L	1.1	102	70	130			
Silica	11.6	mg/L	0.21		70	130			A
Sample ID: R08120255-012D	Sample Matrix Spike Duplicate		Run: SUB-C113039				01/05/09 18:32		
Boron	2.26	mg/L	0.10	109	70	130	3.2	20	
Iron	2.28	mg/L	0.030	106	70	130	3.5	20	
Silicon	5.59	mg/L	0.10		70	130	2.9	20	A
Calcium	137	mg/L	1.0	106	70	130	1	20	
Magnesium	118	mg/L	1.0	107	70	130	1.4	20	
Potassium	103	mg/L	1.0	94	70	130	1	20	
Sodium	412	mg/L	1.1	120	70	130	4.5	20	
Silica	12.0	mg/L	0.21		70	130	2.9	20	A
Sample ID: C08120680-001BMS2	Sample Matrix Spike		Run: SLJB-C113039				01/05/09 12:23		
Boron	2.45	mg/L	0.10	107	70	130			
Iron	11.4	mg/L	0.030		70	130			A
Silicon	6.58	mg/L	0.10		70	130			A
Calcium	501	mg/L	1.0	109	70	130			

Qualifiers:

RL - Analyte reporting limit.

A - The analyte level was greater than four times the spike level. In accordance with the method % recovery is not calculated.

ND - Not detected at the reporting limit.



QA/QC Summary Report

Client: RESPEC Inc
Project: Edgemont

Report Date: 01/27/09
Work Order: R08120255

Analyte	Result	Units	RL	%REC	Low Limit	High Limit	RPD	RPDLimit	Qual
Method: E200.7							Batch: C_R113039		
Sample ID: C08120680-001BMS2	Sample Matrix Spike			Run: SUB-C113039			01/05/09 12:23		
Magnesium	204	mg/L	1.0	105	70	130			
Potassium	103	mg/L	1.0	91	70	130			
Sodium	873	mg/L	1.5		70	130			A
Silica	14.1	mg/L	0.21		70	130			A
Sample ID: C08120680-001BMSD2	Sample Matrix Spike Duplicate			Run: SUB-C113039			01/05/09 12:27		
Boron	2.44	mg/L	0.10	107	70	130	0.3	20	
Iron	11.4	mg/L	0.030		70	130	0.5	20	A
Silicon	6.56	mg/L	0.10		70	130	0.2	20	A
Calcium	494	mg/L	1.0	103	70	130	1.2	20	
Magnesium	203	mg/L	1.0	104	70	130	0.6	20	
Potassium	102	mg/L	1.0	90	70	130	1.2	20	
Sodium	871	mg/L	1.5		70	130	0.2	20	A
Silica	14.0	mg/L	0.21		70	130	0.2	20	A
Sample ID: R08120255-009C	Sample Matrix Spike			Run: SUB-C113039			01/05/09 13:28		
Boron	2.29	mg/L	0.10	111	70	130			
Iron	2.15	mg/L	0.030	106	70	130			
Silicon	5.21	mg/L	0.10		70	130			A
Calcium	158	mg/L	1.0	104	70	130			
Magnesium	124	mg/L	1.0	106	70	130			
Potassium	98.7	mg/L	1.0	90	70	130			
Sodium	304	mg/L	1.5	94	70	130			
Silica	11.1	mg/L	0.21		70	130			A
Sample ID: R08120255-009C	Sample Matrix Spike Duplicate			Run: SUB-C113039			01/05/09 13:32		
Boron	2.25	mg/L	0.10	109	70	130	1.9	20	
Iron	2.14	mg/L	0.030	106	70	130	0.4	20	
Silicon	5.07	mg/L	0.10		70	130	2.7	20	A
Calcium	154	mg/L	1.0	101	70	130	2.2	20	
Magnesium	121	mg/L	1.0	104	70	130	2.2	20	
Potassium	102	mg/L	1.0	93	70	130	3.1	20	
Sodium	318	mg/L	1.5	108	70	130	4.5	20	
Silica	10.8	mg/L	0.21		70	130	2.7	20	A
Sample ID: C08120680-001DMS2	Sample Matrix Spike			Run: SUB-C113039			01/05/09 16:38		
Boron	2.35	mg/L	0.10	105	70	130			
Iron	11.0	mg/L	0.030		70	130			A
Silicon	6.35	mg/L	0.10		70	130			A
Calcium	485	mg/L	1.0	95	70	130			
Magnesium	202	mg/L	1.0	102	70	130			
Potassium	101	mg/L	1.0	88	70	130			
Sodium	845	mg/L	1.1		70	130			A
Silica	13.6	mg/L	0.21		70	130			A

Qualifiers:

RL - Analyte reporting limit.

A - The analyte level was greater than four times the spike level. In accordance with the method % recovery is not calculated.

ND - Not detected at the reporting limit.



QA/QC Summary Report

Client: RESPEC Inc

Report Date: 01/27/09

Project: Edgemont

Work Order: R08120255

Analyte	Result	Units	RL	%REC	Low Limit	High Limit	RPD	RPDLimit	Qual
Method: E200.7							Batch: C_R113039		
Sample ID: C08120680-001DMS2	Sample Matrix Spike			Run: SUB-C113039			01/05/09 16:38		
Sample ID: C08120680-001DMSD2	Sample Matrix Spike Duplicate			Run: SUB-C113039			01/05/09 16:42		
Boron	2.36	mg/L	0.10	106	70	130	0.4	20	
Iron	11.3	mg/L	0.030		70	130	2.4	20	A
Silicon	6.44	mg/L	0.10		70	130	1.3	20	A
Calcium	488	mg/L	1.0	98	70	130	0.6	20	
Magnesium	203	mg/L	1.0	104	70	130	0.6	20	
Potassium	103	mg/L	1.0	91	70	130	2.1	20	
Sodium	861	mg/L	1.1		70	130	2	20	A
Silica	13.8	mg/L	0.21		70	130	1.3	20	A

Qualifiers:

RL - Analyte reporting limit.

A - The analyte level was greater than four times the spike level. In accordance with the method % recovery is not calculated.

ND - Not detected at the reporting limit.



QA/QC Summary Report

Client: RESPEC Inc
Project: Edgemont

Report Date: 01/27/09
Work Order: R08120255

Analyte	Result	Units	RL	%REC	Low Limit	High Limit	RPD	RPDLimit	Qual
Method: E200.8							Batch: C_20978		
Sample ID: MB-20978	Method Blank		Run: SUB-C112889				12/30/08 19:20		
Antimony	0.0002	mg/L	7E-05						
Arsenic	0.003	mg/L	6E-05						
Barium	ND	mg/L	3E-05						
Beryllium	3E-05	mg/L	3E-05						
Cadmium	ND	mg/L	1E-05						
Chromium	0.004	mg/L	4E-05						
Copper	0.0007	mg/L	7E-05						
Lead	ND	mg/L	3E-05						
Manganese	0.0001	mg/L	5E-05						
Molybdenum	8E-05	mg/L	5E-05						
Nickel	ND	mg/L	0.0007						
Selenium	ND	mg/L	0.0002						
Silver	0.0002	mg/L	3E-05						
Strontium	ND	mg/L	3E-05						
Thallium	0.0004	mg/L	1E-05						
Uranium	3E-05	mg/L	1E-05						
Zinc	0.0009	mg/L	0.0003						
Sample ID: MB-20978	Method Blank		Run: SUB-C112947				01/01/09 17:07		
Antimony	0.0009	mg/L	0.0002						
Arsenic	0.003	mg/L	5E-05						
Barium	ND	mg/L	9E-05						
Beryllium	ND	mg/L	0.0001						
Cadmium	ND	mg/L	3E-05						
Chromium	0.002	mg/L	5E-05						
Copper	0.002	mg/L	0.0002						
Lead	ND	mg/L	5E-05						
Manganese	6E-05	mg/L	3E-05						
Molybdenum	ND	mg/L	5E-05						
Nickel	0.0004	mg/L	6E-05						
Selenium	0.0007	mg/L	0.0002						
Silver	ND	mg/L	4E-05						
Strontium	ND	mg/L	8E-05						
Thallium	ND	mg/L	3E-05						
Uranium	ND	mg/L	3E-05						
Zinc	0.0008	mg/L	0.0003						
Sample ID: LCS3-20978	Laboratory Control Sample		Run: SUB-C112947				01/01/09 17:13		
Antimony	0.559	mg/L	0.050	112	85	115			
Arsenic	0.515	mg/L	0.0010	102	85	115			
Barium	0.519	mg/L	0.10	104	85	115			
Beryllium	0.256	mg/L	0.010	102	85	115			
Cadmium	0.254	mg/L	0.010	102	85	115			

Qualifiers:

RL - Analyte reporting limit.

ND - Not detected at the reporting limit.



QA/QC Summary Report

Client: RESPEC Inc

Report Date: 01/27/09

Project: Edgemont

Work Order: R08120255

Analyte	Result	Units	RL	%REC	Low Limit	High Limit	RPD	RPDLimit	Qual
Method: E200.8							Batch: C_20978		
Sample ID: LCS3-20978	Laboratory Control Sample			Run: SUB-C112947			01/01/09 17:13		
Chromium	0.528	mg/L	0.050	105	85	115			
Copper	0.486	mg/L	0.010	97	85	115			
Lead	0.512	mg/L	0.050	102	85	115			
Manganese	2.65	mg/L	0.010	106	85	115			
Molybdenum	0.536	mg/L	0.10	107	85	115			
Nickel	0.479	mg/L	0.050	96	85	115			
Selenium	0.517	mg/L	0.0010	103	85	115			
Silver	0.0485	mg/L	0.010	97	85	115			
Strontium	0.538	mg/L	0.10	108	85	115			
Thallium	0.535	mg/L	0.10	107	85	115			
Uranium	0.538	mg/L	0.00030	108	85	115			
Zinc	0.489	mg/L	0.010	98	85	115			
Sample ID: C08120822-001BMS3	Sample Matrix Spike			Run: SUB-C112947			01/01/09 18:14		
Antimony	0.604	mg/L	0.050	114	70	130			
Arsenic	0.514	mg/L	0.0010	102	70	130			
Barium	0.647	mg/L	0.10	106	70	130			
Beryllium	0.242	mg/L	0.010	97	70	130			
Cadmium	0.252	mg/L	0.010	99	70	130			
Chromium	0.528	mg/L	0.050	101	70	130			
Copper	1.69	mg/L	0.010	103	70	130			
Lead	0.509	mg/L	0.050	84	70	130			
Manganese	2.60	mg/L	0.010	102	70	130			
Molybdenum	0.553	mg/L	0.10	109	70	130			
Nickel	0.494	mg/L	0.050	95	70	130			
Selenium	0.504	mg/L	0.0010	98	70	130			
Silver	0.0619	mg/L	0.010	108	70	130			
Strontium	0.911	mg/L	0.10	105	70	130			
Thallium	0.417	mg/L	0.10	83	70	130			
Uranium	0.459	mg/L	0.00030	90	70	130			
Zinc	2.84	mg/L	0.010		70	130			A
Sample ID: C08120822-001BMSD3	Sample Matrix Spike Duplicate			Run: SUB-C112947			01/01/09 18:21		
Antimony	0.599	mg/L	0.050	113	70	130	0.9	20	
Arsenic	0.512	mg/L	0.0010	102	70	130	0.5	20	
Barium	0.644	mg/L	0.10	105	70	130	0.5	20	
Beryllium	0.245	mg/L	0.010	98	70	130	1.1	20	
Cadmium	0.251	mg/L	0.010	99	70	130	0.5	20	
Chromium	0.524	mg/L	0.050	100	70	130	0.8	20	
Copper	1.67	mg/L	0.010	98	70	130	1.4	20	
Lead	0.505	mg/L	0.050	84	70	130	0.7	20	
Manganese	2.56	mg/L	0.010	101	70	130	1.2	20	
Molybdenum	0.548	mg/L	0.10	108	70	130	0.9	20	

Qualifiers:

RL - Analyte reporting limit.

A - The analyte level was greater than four times the spike level. In accordance with the method % recovery is not calculated.

ND - Not detected at the reporting limit.



QA/QC Summary Report

Client: RESPEC Inc
Project: Edgemont

Report Date: 01/27/09
Work Order: R08120255

Analyte	Result	Units	RL	%REC	Low Limit	High Limit	RPD	RPDLimit	Qual
Method: E200.8							Batch: C_20978		
Sample ID: C08120822-001BMSD3	Sample Matrix Spike Duplicate			Run: SUB-C112947			01/01/09 18:21		
Nickel	0.490	mg/L	0.050	94	70	130	0.9	20	
Selenium	0.498	mg/L	0.0010	97	70	130	1.1	20	
Silver	0.0564	mg/L	0.010	97	70	130	9.2	20	
Strontium	0.892	mg/L	0.10	101	70	130	2.1	20	
Thallium	0.413	mg/L	0.10	83	70	130	1.1	20	
Uranium	0.455	mg/L	0.00030	89	70	130	0.8	20	
Zinc	2.84	mg/L	0.010		70	130	0.2	20	A
Method: E200.8							Batch: C_20988		
Sample ID: MB-20988	Method Blank			Run: SUB-C112968			01/01/09 21:17		
Uranium	ND	mg/L	0.004						
Sample ID: LCS1-20988	Laboratory Control Sample			Run: SUB-C112968			01/01/09 21:21		
Uranium	0.0977	mg/L	0.0037	98	80	120			

Qualifiers:

RL - Analyte reporting limit.

A - The analyte level was greater than four times the spike level. In accordance with the method % recovery is not calculated.

ND - Not detected at the reporting limit.



QA/QC Summary Report

Client: RESPEC Inc

Project: Edgemont

Report Date: 01/27/09

Work Order: R08120255

Analyte	Result	Units	RL	%REC	Low Limit	High Limit	RPD	RPDLimit	Qual
Method: E200.8							Batch: C_20993		
Sample ID: MB-20993	Method Blank		Run: SUB-C112947				01/01/09 18:34		
Arsenic	0.002	mg/L	5E-05						
Barium	ND	mg/L	9E-05						
Beryllium	ND	mg/L	0.0001						
Cadmium	ND	mg/L	3E-05						
Chromium	0.002	mg/L	5E-05						
Copper	0.0008	mg/L	0.0002						
Lead	7E-05	mg/L	5E-05						
Manganese	0.0002	mg/L	3E-05						
Molybdenum	ND	mg/L	5E-05						
Nickel	0.0001	mg/L	6E-05						
Selenium	0.001	mg/L	0.0002						
Silver	ND	mg/L	4E-05						
Strontium	ND	mg/L	8E-05						
Thallium	0.0004	mg/L	3E-05						
Uranium	0.0002	mg/L	3E-05						
Zinc	0.005	mg/L	0.0003						
Sample ID: LCS3-20993	Laboratory Control Sample		Run: SUB-C112947				01/01/09 18:41		
Arsenic	0.536	mg/L	0.0010	107	85	115			
Barium	0.548	mg/L	0.10	110	85	115			
Beryllium	0.257	mg/L	0.010	103	85	115			
Cadmium	0.267	mg/L	0.010	107	85	115			
Chromium	0.550	mg/L	0.050	110	85	115			
Copper	0.508	mg/L	0.010	101	85	115			
Lead	0.546	mg/L	0.050	109	85	115			
Manganese	2.78	mg/L	0.010	111	85	115			
Molybdenum	0.560	mg/L	0.10	112	85	115			
Nickel	0.504	mg/L	0.050	101	85	115			
Selenium	0.537	mg/L	0.0010	107	85	115			
Silver	0.0507	mg/L	0.010	101	85	115			
Strontium	0.560	mg/L	0.10	112	85	115			
Thallium	0.555	mg/L	0.10	111	85	115			
Uranium	0.568	mg/L	0.00030	113	85	115			
Zinc	0.516	mg/L	0.010	102	85	115			
Sample ID: C08120862-001BMS3	Sample Matrix Spike		Run: SUB-C112947				01/01/09 20:09		
Arsenic	0.528	mg/L	0.0010	102	70	130			
Barium	4.61	mg/L	0.10		70	130			A
Beryllium	0.240	mg/L	0.010	96	70	130			
Cadmium	0.254	mg/L	0.010	98	70	130			
Chromium	0.551	mg/L	0.050	98	70	130			
Copper	0.903	mg/L	0.010	93	70	130			
Lead	0.647	mg/L	0.050	106	70	130			

Qualifiers:

RL - Analyte reporting limit.

A - The analyte level was greater than four times the spike level. In accordance with the method % recovery is not calculated.

ND - Not detected at the reporting limit.



QA/QC Summary Report

Client: RESPEC Inc
Project: Edgemont

Report Date: 01/27/09
Work Order: R08120255

Analyte	Result	Units	RL	%REC	Low Limit	High Limit	RPD	RPDLimit	Qual
Method: E200.8							Batch: C_20993		
Sample ID: C08120862-001BMS3		Sample Matrix Spike		Run: SUB-C112947			01/01/09 20:09		
Manganese	3.19	mg/L	0.010	99	70	130			
Molybdenum	0.682	mg/L	0.10	109	70	130			
Nickel	0.516	mg/L	0.050	94	70	130			
Selenium	0.372	mg/L	0.0010	74	70	130			
Silver	0.0470	mg/L	0.010	93	70	130			
Strontium	1.18	mg/L	0.10	106	70	130			
Thallium	0.528	mg/L	0.10	106	70	130			
Uranium	0.582	mg/L	0.00030	114	70	130			
Zinc	3.43	mg/L	0.010		70	130			A
Sample ID: C08120862-001BMSD3		Sample Matrix Spike Duplicate		Run: SUB-C112947			01/01/09 20:15		
Arsenic	0.530	mg/L	0.0010	102	70	130	0.3	20	
Barium	4.96	mg/L	0.10		70	130	7.3	20	A
Beryllium	0.231	mg/L	0.010	92	70	130	3.9	20	
Cadmium	0.253	mg/L	0.010	97	70	130	0.4	20	
Chromium	0.534	mg/L	0.050	95	70	130	3.1	20	
Copper	0.931	mg/L	0.010	99	70	130	3	20	
Lead	0.645	mg/L	0.050	105	70	130	0.3	20	
Manganese	3.07	mg/L	0.010	94	70	130	3.8	20	
Molybdenum	0.684	mg/L	0.10	109	70	130	0.2	20	
Nickel	0.518	mg/L	0.050	94	70	130	0.4	20	
Selenium	0.370	mg/L	0.0010	74	70	130	0.6	20	
Silver	0.0472	mg/L	0.010	94	70	130	0.6	20	
Strontium	1.18	mg/L	0.10	105	70	130	0.5	20	
Thallium	0.528	mg/L	0.10	106	70	130	0.1	20	
Uranium	0.574	mg/L	0.00030	112	70	130	1.5	20	
Zinc	3.26	mg/L	0.010		70	130	5.2	20	A
Sample ID: C08120862-001BMS3		Sample Matrix Spike		Run: SUB-C113003			01/02/09 18:44		
Arsenic	0.540	mg/L	0.0010	104	70	130			
Barium	4.49	mg/L	0.10		70	130			A
Beryllium	0.248	mg/L	0.010	99	70	130			
Cadmium	0.269	mg/L	0.010	104	70	130			
Chromium	0.575	mg/L	0.050	101	70	130			
Copper	0.935	mg/L	0.010	94	70	130			
Lead	0.643	mg/L	0.050	105	70	130			
Manganese	3.41	mg/L	0.010	107	70	130			
Molybdenum	0.670	mg/L	0.10	107	70	130			
Nickel	0.534	mg/L	0.050	97	70	130			
Selenium	0.424	mg/L	0.0020	85	70	130			
Silver	0.0477	mg/L	0.010	95	70	130			
Strontium	1.22	mg/L	0.10	111	70	130			
Thallium	0.509	mg/L	0.10	102	70	130			

Qualifiers:

RL - Analyte reporting limit.

A - The analyte level was greater than four times the spike level. In accordance with the method % recovery is not calculated.

ND - Not detected at the reporting limit.



QA/QC Summary Report

Client: RESPEC Inc
Project: Edgemont

Report Date: 01/27/09
Work Order: R08120255

Analyte	Result	Units	RL	%REC	Low Limit	High Limit	RPD	RPDLimit	Qual
Method: E200.8							Batch: C_20993		
Sample ID: C08120862-001BMS3	Sample Matrix Spike		Run: SUB-C113003				01/02/09 18:44		
Uranium	0.559	mg/L	0.00032	109	70	130			
Zinc	3.70	mg/L	0.010		70	130			A
Sample ID: C08120862-001BMSD3	Sample Matrix Spike Duplicate		Run: SUB-C113003				01/02/09 18:51		
Arsenic	0.533	mg/L	0.0010	102	70	130	1.2	20	
Barium	4.78	mg/L	0.10		70	130	6.2	20	A
Beryllium	0.239	mg/L	0.010	96	70	130	3.8	20	
Cadmium	0.265	mg/L	0.010	102	70	130	1.7	20	
Chromium	0.563	mg/L	0.050	99	70	130	2.2	20	
Copper	0.936	mg/L	0.010	95	70	130	0.1	20	
Lead	0.632	mg/L	0.050	102	70	130	1.7	20	
Manganese	3.32	mg/L	0.010	103	70	130	2.8	20	
Molybdenum	0.658	mg/L	0.10	105	70	130	1.8	20	
Nickel	0.527	mg/L	0.050	96	70	130	1.3	20	
Selenium	0.403	mg/L	0.0020	81	70	130	5	20	
Silver	0.0476	mg/L	0.010	95	70	130	0.3	20	
Strontium	1.18	mg/L	0.10	104	70	130	2.8	20	
Thallium	0.509	mg/L	0.10	102	70	130	0	20	
Uranium	0.545	mg/L	0.00032	106	70	130	2.5	20	
Zinc	3.35	mg/L	0.010		70	130	9.7	20	A
Sample ID: MB-20993	Method Blank		Run: SUB-C113003				01/03/09 05:09		
Copper	0.001	mg/L	7E-05						
Lead	0.00010	mg/L	3E-05						
Sample ID: LCS3-20993	Laboratory Control Sample		Run: SUB-C113003				01/03/09 05:15		
Arsenic	0.525	mg/L	0.0010	104	85	115			
Barium	0.534	mg/L	0.10	107	85	115			
Beryllium	0.268	mg/L	0.010	107	85	115			
Cadmium	0.272	mg/L	0.010	109	85	115			
Chromium	0.540	mg/L	0.050	108	85	115			
Copper	0.510	mg/L	0.010	102	85	115			
Lead	0.540	mg/L	0.050	108	85	115			
Manganese	2.77	mg/L	0.010	111	85	115			
Molybdenum	0.550	mg/L	0.10	110	85	115			
Nickel	0.512	mg/L	0.050	102	85	115			
Selenium	0.509	mg/L	0.0010	102	85	115			
Silver	0.0512	mg/L	0.010	102	85	115			
Strontium	0.546	mg/L	0.10	109	85	115			
Thallium	0.538	mg/L	0.10	108	85	115			
Uranium	0.560	mg/L	0.00030	112	85	115			
Sample ID: MB-20993	Method Blank		Run: SUB-C113238				01/08/09 17:02		
Arsenic	0.002	mg/L	6E-05						

Qualifiers:

RL - Analyte reporting limit.

A - The analyte level was greater than four times the spike level. In accordance with the method % recovery is not calculated.

ND - Not detected at the reporting limit.



QA/QC Summary Report

Client: RESPEC Inc

Report Date: 01/27/09

Project: Edgemont

Work Order: R08120255

Analyte	Result	Units	RL	%REC	Low Limit	High Limit	RPD	RPDLimit	Qual
Method: E200.8							Batch: C_20993		
Sample ID: MB-20993	Method Blank		Run: SUB-C113238				01/08/09 17:02		
Barium	ND	mg/L	4E-05						
Beryllium	ND	mg/L	0.0002						
Cadmium	ND	mg/L	2E-05						
Chromium	0.0006	mg/L	6E-05						
Copper	0.0001	mg/L	3E-05						
Lead	7E-05	mg/L	5E-05						
Manganese	5E-05	mg/L	2E-05						
Molybdenum	5E-05	mg/L	4E-05						
Nickel	5E-05	mg/L	3E-05						
Selenium	ND	mg/L	0.0005						
Silver	ND	mg/L	2E-05						
Strontium	ND	mg/L	5E-06						
Thallium	0.003	mg/L	4E-05						
Uranium	0.0001	mg/L	5E-05						
Zinc	0.005	mg/L	0.0005						
Sample ID: LCS3-20993	Laboratory Control Sample		Run: SUB-C113238				01/08/09 17:08		
Arsenic	0.541	mg/L	0.0010	108	85	115			
Barium	0.539	mg/L	0.10	108	85	115			
Beryllium	0.279	mg/L	0.010	111	85	115			
Cadmium	0.277	mg/L	0.010	111	85	115			
Chromium	0.553	mg/L	0.050	110	85	115			
Copper	0.545	mg/L	0.010	109	85	115			
Lead	0.536	mg/L	0.050	107	85	115			
Manganese	2.60	mg/L	0.010	104	85	115			
Molybdenum	0.539	mg/L	0.10	108	85	115			
Nickel	0.535	mg/L	0.050	107	85	115			
Selenium	0.537	mg/L	0.0010	107	85	115			
Silver	0.0527	mg/L	0.010	105	85	115			
Strontium	0.545	mg/L	0.10	109	85	115			
Thallium	0.528	mg/L	0.10	105	85	115			
Uranium	0.542	mg/L	0.00030	108	85	115			
Zinc	0.531	mg/L	0.010	105	85	115			
Sample ID: C08120862-001BMS3	Sample Matrix Spike		Run: SUB-C113238				01/08/09 17:35		
Arsenic	0.505	mg/L	0.0010	97	70	130			
Barium	4.38	mg/L	0.10		70	130			A
Beryllium	0.219	mg/L	0.010	87	70	130			
Cadmium	0.247	mg/L	0.010	95	70	130			
Chromium	0.598	mg/L	0.050	107	70	130			
Copper	0.958	mg/L	0.010	99	70	130			
Lead	0.658	mg/L	0.050	107	70	130			
Manganese	3.20	mg/L	0.010	100	70	130			

Qualifiers:

RL - Analyte reporting limit.

A - The analyte level was greater than four times the spike level. In accordance with the method % recovery is not calculated.

ND - Not detected at the reporting limit.



QA/QC Summary Report

Client: RESPEC Inc
Project: Edgemont

Report Date: 01/27/09
Work Order: R08120255

Analyte	Result	Units	RL	%REC	Low Limit	High Limit	RPD	RPDLimit	Qual
Method: E200.8							Batch: C_20993		
Sample ID: C08120862-001BMS3	Sample Matrix Spike		Run: SUB-C113238				01/08/09 17:35		
Molybdenum	0.655	mg/L	0.10	105	70	130			
Nickel	0.536	mg/L	0.050	98	70	130			
Selenium	0.359	mg/L	0.0010	71	70	130			
Silver	0.0464	mg/L	0.010	92	70	130			
Strontium	1.20	mg/L	0.10	109	70	130			
Thallium	0.530	mg/L	0.10	105	70	130			
Uranium	0.579	mg/L	0.00030	113	70	130			
Zinc	3.21	mg/L	0.010		70	130			A
Sample ID: C08120862-001BMSD3	Sample Matrix Spike Duplicate		Run: SUB-C113238				01/08/09 17:42		
Arsenic	0.500	mg/L	0.0010	97	70	130	0.8	20	
Barium	4.71	mg/L	0.10		70	130	7.3	20	A
Beryllium	0.208	mg/L	0.010	83	70	130	5.1	20	
Cadmium	0.245	mg/L	0.010	94	70	130	0.9	20	
Chromium	0.594	mg/L	0.050	106	70	130	0.6	20	
Copper	0.956	mg/L	0.010	98	70	130	0.2	20	
Lead	0.660	mg/L	0.050	107	70	130	0.3	20	
Manganese	3.16	mg/L	0.010	98	70	130	1.4	20	
Molybdenum	0.647	mg/L	0.10	103	70	130	1.2	20	
Nickel	0.530	mg/L	0.050	97	70	130	1.1	20	
Selenium	0.355	mg/L	0.0010	70	70	130	1.2	20	
Silver	0.0458	mg/L	0.010	91	70	130	1.4	20	
Strontium	1.20	mg/L	0.10	108	70	130	0.3	20	
Thallium	0.538	mg/L	0.10	107	70	130	1.6	20	
Uranium	0.583	mg/L	0.00030	114	70	130	0.6	20	
Zinc	2.90	mg/L	0.010		70	130	9.9	20	A
Method: E200.8							Batch: C_21089		
Sample ID: MB-21089	Method Blank		Run: SUB-C113412				01/14/09 13:12		
Antimony	0.0004	mg/L	0.0002						
Sample ID: LCS3-21089	Laboratory Control Sample		Run: SUB-C113412				01/14/09 13:18		
Antimony	0.614	mg/L	0.050	123	85	115			S
Sample ID: C09010316-001BMS3	Sample Matrix Spike		Run: SUB-C113412				01/14/09 15:22		
Antimony	0.619	mg/L	0.050	123	70	130			
Sample ID: C09010316-001BMSD3	Sample Matrix Spike Duplicate		Run: SUB-C113412				01/14/09 15:28		
Antimony	0.628	mg/L	0.050	125	70	130	1.5	20	

Qualifiers:

RL - Analyte reporting limit.

ND - Not detected at the reporting limit.

A - The analyte level was greater than four times the spike level. In accordance with the method % recovery is not calculated.
S - Spike recovery outside of advisory limits.



QA/QC Summary Report

Client: RESPEC Inc

Project: Edgemont

Report Date: 01/27/09

Work Order: R08120255

Analyte	Result	Units	RL	%REC	Low Limit	High Limit	RPD	RPDLimit	Qual
Method: E200.8							Batch: C_R112759		
Sample ID: LRB	Method Blank		Run: SUB-C112759				12/26/08 11:23		
Aluminum	ND	mg/L	0.0001						
Arsenic	0.0004	mg/L	6E-05						
Barium	ND	mg/L	3E-05						
Cadmium	3E-05	mg/L	1E-05						
Chromium	ND	mg/L	4E-05						
Copper	ND	mg/L	7E-05						
Lead	ND	mg/L	3E-05						
Manganese	ND	mg/L	5E-05						
Mercury	ND	mg/L	8E-05						
Molybdenum	ND	mg/L	5E-05						
Nickel	ND	mg/L	0.0007						
Silver	7E-05	mg/L	3E-05						
Thorium 232	ND	mg/L	4E-05						
Uranium	ND	mg/L	1E-05						
Vanadium	ND	mg/L	3E-05						
Zinc	0.0004	mg/L	0.0003						
Sample ID: LFB	Laboratory Fortified Blank		Run: SUB-C112759				12/26/08 11:30		
Aluminum	0.0504	mg/L	0.0010	101	85	115			
Arsenic	0.0511	mg/L	0.0010	102	85	115			
Barium	0.0497	mg/L	0.0010	99	85	115			
Cadmium	0.0499	mg/L	0.0010	100	85	115			
Chromium	0.0511	mg/L	0.0010	102	85	115			
Copper	0.0518	mg/L	0.0010	104	85	115			
Lead	0.0503	mg/L	0.0010	101	85	115			
Manganese	0.0511	mg/L	0.0010	102	85	115			
Mercury	0.00524	mg/L	0.0010	105	85	115			
Molybdenum	0.0513	mg/L	0.0010	103	85	115			
Nickel	0.0517	mg/L	0.0010	103	85	115			
Silver	0.0202	mg/L	0.0010	101	85	115			
Thorium 232	0.0495	mg/L	0.0010	99	85	115			
Uranium	0.0495	mg/L	0.00030	99	85	115			
Vanadium	0.0511	mg/L	0.0010	102	85	115			
Zinc	0.0528	mg/L	0.0010	104	85	115			
Sample ID: LFB	Laboratory Fortified Blank		Run: SUB-C112759				12/26/08 15:55		
Aluminum	0.0461	mg/L	0.0010	92	85	115			
Arsenic	0.0483	mg/L	0.0010	96	85	115			
Barium	0.0486	mg/L	0.0010	97	85	115			
Cadmium	0.0485	mg/L	0.0010	97	85	115			
Chromium	0.0493	mg/L	0.0010	99	85	115			
Copper	0.0497	mg/L	0.0010	99	85	115			
Lead	0.0494	mg/L	0.0010	99	85	115			

Qualifiers:

RL - Analyte reporting limit.

ND - Not detected at the reporting limit.



QA/QC Summary Report

Client: RESPEC Inc

Report Date: 01/27/09

Project: Edgemont

Work Order: R08120255

Analyte	Result	Units	RL	%REC	Low Limit	High Limit	RPD	RPDLimit	Qual
Method: E200.8							Batch: C_R112759		
Sample ID: LFB	Laboratory Fortified Blank			Run: SUB-C112759			12/26/08 15:55		
Manganese	0.0497	mg/L	0.0010	99	85	115			
Mercury	0.00522	mg/L	0.0010	104	85	115			
Molybdenum	0.0497	mg/L	0.0010	99	85	115			
Nickel	0.0497	mg/L	0.0010	99	85	115			
Silver	0.0189	mg/L	0.0010	94	85	115			
Thorium 232	0.0496	mg/L	0.0010	99	85	115			
Uranium	0.0498	mg/L	0.00030	100	85	115			
Vanadium	0.0490	mg/L	0.0010	98	85	115			
Zinc	0.0504	mg/L	0.0010	100	85	115			
Sample ID: R08120255-010C	Post Digestion Spike			Run: SUB-C112759			12/26/08 19:39		
Aluminum	0.0422	mg/L	0.10	84	70	130			
Arsenic	0.0499	mg/L	0.0010	99	70	130			
Barium	0.0584	mg/L	0.10	98	70	130			
Cadmium	0.0497	mg/L	0.010	99	70	130			
Chromium	0.0498	mg/L	0.050	98	70	130			
Copper	0.0462	mg/L	0.010	92	70	130			
Lead	0.0505	mg/L	0.050	101	70	130			
Manganese	0.136	mg/L	0.010	103	70	130			
Mercury	0.00551	mg/L	0.0010	110	70	130			
Molybdenum	0.0557	mg/L	0.10	103	70	130			
Nickel	0.0461	mg/L	0.050	92	70	130			
Silver	0.0169	mg/L	0.010	85	70	130			
Thorium 232	0.0495	mg/L	0.0010	99	70	130			
Uranium	0.0508	mg/L	0.00030	96	70	130			
Vanadium	0.0512	mg/L	0.10	102	70	130			
Zinc	0.0538	mg/L	0.010	98	70	130			

Qualifiers:

RL - Analyte reporting limit.

ND - Not detected at the reporting limit.



QA/QC Summary Report

Client: RESPEC Inc

Project: Edgemont

Report Date: 01/27/09

Work Order: R08120255

Analyte	Result	Units	RL	%REC	Low Limit	High Limit	RPD	RPDLimit	Qual
Method: E200.8							Batch: C_R112871		
Sample ID: LRB	Method Blank		Run: SUB-C112871				12/29/08 19:45		
Antimony	0.0004	mg/L	0.0003						
Arsenic	ND	mg/L	2E-05						
Barium	ND	mg/L	2E-05						
Cadmium	1E-05	mg/L	8E-06						
Chromium	ND	mg/L	2E-05						
Copper	ND	mg/L	1E-05						
Lead	ND	mg/L	1E-05						
Manganese	ND	mg/L	2E-05						
Nickel	ND	mg/L	2E-05						
Selenium	ND	mg/L	4E-05						
Strontium	ND	mg/L	2E-05						
Thallium	ND	mg/L	1.0E-05						
Uranium	ND	mg/L	7E-06						
Sample ID: LFB	Laboratory Fortified Blank		Run: SUB-C112871				12/29/08 19:52		
Antimony	0.0509	mg/L	0.0010	101	85	115			
Arsenic	0.0520	mg/L	0.0010	104	85	115			
Barium	0.0525	mg/L	0.0010	105	85	115			
Cadmium	0.0522	mg/L	0.0010	104	85	115			
Chromium	0.0516	mg/L	0.0010	103	85	115			
Copper	0.0524	mg/L	0.0010	105	85	115			
Lead	0.0518	mg/L	0.0010	104	85	115			
Manganese	0.0518	mg/L	0.0010	104	85	115			
Nickel	0.0521	mg/L	0.0010	104	85	115			
Selenium	0.0526	mg/L	0.0010	105	85	115			
Strontium	0.0515	mg/L	0.0010	103	85	115			
Thallium	0.0513	mg/L	0.0010	103	85	115			
Uranium	0.0491	mg/L	0.00030	98	85	115			
Sample ID: C08120843-006BMS	Sample Matrix Spike		Run: SUB-C112871				12/29/08 23:06		
Uranium	66	mg/L	0.00030		70	130			A
Sample ID: C08120843-006BMSD	Sample Matrix Spike Duplicate		Run: SUB-C112871				12/29/08 23:13		
Uranium	67	mg/L	0.00030		70	130	1.9	20	A
Sample ID: R08120255-013D	Post Digestion Spike		Run: SUB-C112871				12/30/08 03:26		
Antimony	0.0539	mg/L	0.050	108	70	130			
Arsenic	0.0740	mg/L	0.0010	102	70	130			
Barium	0.0629	mg/L	0.10	101	70	130			
Cadmium	0.0494	mg/L	0.010	99	70	130			
Chromium	0.0478	mg/L	0.050	96	70	130			
Copper	0.0487	mg/L	0.010	97	70	130			
Lead	0.0513	mg/L	0.050	102	70	130			
Manganese	0.113	mg/L	0.010	102	70	130			

Qualifiers:

RL - Analyte reporting limit.

A - The analyte level was greater than four times the spike level. In accordance with the method % recovery is not calculated.

ND - Not detected at the reporting limit.



QA/QC Summary Report

Client: RESPEC Inc
Project: Edgemont

Report Date: 01/27/09
Work Order: R08120255

Analyte	Result	Units	RL	%REC	Low Limit	High Limit	RPD	RPDLimit	Qual
Method: E200.8							Batch: C_R112871		
Sample ID: R08120255-013D	Post Digestion Spike			Run: SUB-C112871				12/30/08 03:26	
Nickel	0.0484	mg/L	0.050	96	70	130			
Selenium	0.0541	mg/L	0.0010	108	70	130			
Strontium	1.36	mg/L	0.10		70	130			A
Thallium	0.0483	mg/L	0.10	97	70	130			
Uranium	0.0504	mg/L	0.00030	96	70	130			
Sample ID: R08120255-013D	Post Digestion Spike Duplicate			Run: SUB-C112871				12/30/08 03:33	
Antimony	0.0540	mg/L	0.050	108	70	130	0.1	20	
Arsenic	0.0749	mg/L	0.0010	104	70	130	1.3	20	
Barium	0.0629	mg/L	0.10	101	70	130	0	20	
Cadmium	0.0493	mg/L	0.010	99	70	130	0.2	20	
Chromium	0.0480	mg/L	0.050	96	70	130	0	20	
Copper	0.0485	mg/L	0.010	97	70	130	0.3	20	
Lead	0.0514	mg/L	0.050	102	70	130	0.3	20	
Manganese	0.115	mg/L	0.010	106	70	130	1.8	20	
Nickel	0.0489	mg/L	0.050	97	70	130	0	20	
Selenium	0.0527	mg/L	0.0010	105	70	130	2.7	20	
Strontium	1.37	mg/L	0.10		70	130	1	20	A
Thallium	0.0486	mg/L	0.10	97	70	130	0	20	
Uranium	0.0509	mg/L	0.00030	97	70	130	1	20	
Method: E200.8							Batch: C_R112947		
Sample ID: LRB	Method Blank			Run: SUB-C112947				01/01/09 16:40	
Beryllium	ND	mg/L	3E-05						
Molybdenum	ND	mg/L	5E-05						
Silver	ND	mg/L	3E-05						
Sample ID: LFB	Laboratory Fortified Blank			Run: SUB-C112947				01/01/09 16:46	
Beryllium	0.0508	mg/L	0.0010	102	85	115			
Molybdenum	0.0527	mg/L	0.0010	105	85	115			
Silver	0.0202	mg/L	0.0010	101	85	115			
Sample ID: C08120940-006AMS4	Post Digestion Spike			Run: SUB-C112947				01/02/09 01:54	
Beryllium	0.0494	mg/L	0.010	99	70	130			
Molybdenum	0.973	mg/L	0.10		70	130			A
Silver	0.0186	mg/L	0.010	93	70	130			
Sample ID: C08120940-006AMSD4	Post Digestion Spike Duplicate			Run: SUB-C112947				01/02/09 02:01	
Beryllium	0.0481	mg/L	0.010	96	70	130	2.7	20	
Molybdenum	0.979	mg/L	0.10		70	130	0.6	20	A
Silver	0.0187	mg/L	0.010	94	70	130	0.7	20	

Qualifiers:

RL - Analyte reporting limit.

A - The analyte level was greater than four times the spike level. In accordance with the method % recovery is not calculated.

ND - Not detected at the reporting limit.



QA/QC Summary Report

Client: RESPEC Inc
Project: Edgemont

Report Date: 01/27/09
Work Order: R08120255

Analyte	Result	Units	RL	%REC	Low Limit	High Limit	RPD	RPDLimit	Qual
Method: E200.8							Batch: C_R113003		
Sample ID: LRB Silver	Method Blank ND	mg/L	3E-05			Run: SUB-C113003		01/02/09 15:06	
Sample ID: LFB Silver	Laboratory Fortified Blank 0.0183	mg/L	0.0010	91	85	115		01/02/09 15:13	
Sample ID: R08120255-007D Silver	Post Digestion Spike 0.0151	mg/L	0.010	75	70	130		01/02/09 19:59	
Sample ID: R08120255-007D Silver	Post Digestion Spike Duplicate 0.0158	mg/L	0.010	79	70	130	4.9	01/02/09 20:05 20	
Method: E200.8							Batch: C_R113293		
Sample ID: LRB Zinc	Method Blank ND	mg/L	0.0002			Run: SUB-C113293		01/12/09 12:01	
Sample ID: R08120255-013D Zinc	Post Digestion Spike 0.0543	mg/L	0.010	105	70	130		01/12/09 18:31	
Sample ID: R08120255-013D Zinc	Post Digestion Spike Duplicate 0.0534	mg/L	0.010	104	70	130	1.7	01/12/09 18:38 20	
Sample ID: LFB Zinc	Laboratory Fortified Blank 0.0537	mg/L	0.0010	107	85	115		01/13/09 10:22	
Method: E245.1							Batch: B_36516		
Sample ID: MB-36516 Mercury	Method Blank ND	mg/L	5E-05			Run: SUB-B122673		12/26/08 14:51	
Sample ID: LFB-36516 Mercury	Laboratory Fortified Blank 0.0019	mg/L	0.0010	97	85	115		12/26/08 14:53	
Sample ID: R08120271-001A Mercury	Sample Matrix Spike 0.0019	mg/L	0.0010	94	70	130		12/26/08 14:57	
Sample ID: R08120271-001A Mercury	Sample Matrix Spike Duplicate 0.0019	mg/L	0.0010	93	70	130	0	12/26/08 15:00 30	
Sample ID: B08121922-007JMS Mercury	Sample Matrix Spike 0.0020	mg/L	0.0010	99	70	130		12/26/08 15:26	
Sample ID: B08121922-007JMSD Mercury	Sample Matrix Spike Duplicate 0.0020	mg/L	0.0010	100	70	130	1	12/26/08 15:28 30	

Qualifiers:

RL - Analyte reporting limit.

ND - Not detected at the reporting limit.



ENERGY LABORATORIES, INC. * 2821 Plant St * Rapid City, SD 57702
Toll Free 888.672.1225 * 605.342.1225 * FAX 605.342.1397 * rapid_city@energylab.com

QA/QC Summary Report

Client: RESPEC Inc

Report Date: 01/27/09

Project: Edgemont

Work Order: R08120255

Analyte	Result	Units	RL	%REC	Low Limit	High Limit	RPD	RPDLimit	Qual
Method: E245.1							Analytical Run: SUB-B122673		
Sample ID: QCS	Initial Calibration Verification Standard						12/26/08 14:40		
Mercury	0.0019	mg/L	0.0010	97	90	110			

Qualifiers:

RL - Analyte reporting limit.

ND - Not detected at the reporting limit.



QA/QC Summary Report

Client: RESPEC Inc

Project: Edgemont

Report Date: 01/27/09

Work Order: R08120255

Analyte	Result	Units	RL	%REC	Low Limit	High Limit	RPD	RPDLimit	Qual
Method: E300.0									Batch: R38894
Sample ID: LFB0812181213-3	Laboratory Fortified Blank					Run: DIONEX_081218A			12/18/08 19:50
Chloride	4.83	mg/L	0.50	97	90	110			
Fluoride	2.11	mg/L	0.10	105	90	110			
Nitrogen, Nitrate as N	2.33	mg/L	0.10	93	90	110			
Nitrogen, Nitrite as N	2.49	mg/L	0.10	100	90	110			
Sulfate	14.4	mg/L	1.0	96	90	110			
Sample ID: LFB0812181213-4	Laboratory Fortified Blank					Run: DIONEX_081218A			12/18/08 20:07
Chloride	4.81	mg/L	0.50	96	90	110			
Fluoride	2.11	mg/L	0.10	105	90	110			
Nitrogen, Nitrate as N	2.32	mg/L	0.10	93	90	110			
Nitrogen, Nitrite as N	2.48	mg/L	0.10	99	90	110			
Sulfate	14.4	mg/L	1.0	96	90	110			
Sample ID: R08120226-003AMS	Sample Matrix Spike					Run: DIONEX_081218A			12/18/08 20:39
Chloride	763	mg/L	1.1		80	120			A
Fluoride	20.4	mg/L	0.11	93	80	120			
Nitrogen, Nitrate as N	52.0	mg/L	0.25	91	80	120			
Nitrogen, Nitrite as N	22.9	mg/L	0.58	92	80	120			
Sulfate	3580	mg/L	1.0		80	120			A
Sample ID: R08120226-003AMSD	Sample Matrix Spike Duplicate					Run: DIONEX_081218A			12/18/08 20:56
Chloride	764	mg/L	1.1		80	120	0.2	10	A
Fluoride	19.6	mg/L	0.11	89	80	120	4.5	10	
Nitrogen, Nitrate as N	51.1	mg/L	0.25	87	80	120	1.9	10	
Nitrogen, Nitrite as N	21.9	mg/L	0.58	88	80	120	4.3	10	
Sulfate	3590	mg/L	1.0		80	120	0.3	10	A
Sample ID: R08120255-004AMS	Sample Matrix Spike					Run: DIONEX_081218A			12/19/08 00:13
Chloride	251	mg/L	5.4	90	80	120			
Fluoride	105	mg/L	0.56	94	80	120			
Nitrogen, Nitrate as N	113	mg/L	1.3	91	80	120			
Nitrogen, Nitrite as N	122	mg/L	2.9	97	80	120			
Sulfate	1910	mg/L	3.4	82	80	120			
Sample ID: R08120255-004AMSD	Sample Matrix Spike Duplicate					Run: DIONEX_081218A			12/19/08 00:29
Chloride	244	mg/L	5.4	87	80	120	2.6	10	
Fluoride	101	mg/L	0.56	91	80	120	3	10	
Nitrogen, Nitrate as N	110	mg/L	1.3	88	80	120	2.8	10	
Nitrogen, Nitrite as N	119	mg/L	2.9	95	80	120	2.5	10	
Sulfate	1870	mg/L	3.4	77	80	120	1.9	10	S
Sample ID: R08120255-008AMS	Sample Matrix Spike					Run: DIONEX_081218A			12/19/08 03:30
Chloride	246	mg/L	5.4	89	80	120			
Fluoride	104	mg/L	0.56	92	80	120			

Qualifiers:

RL - Analyte reporting limit.

ND - Not detected at the reporting limit.

A - The analyte level was greater than four times the spike level. In accordance with the method % recovery is not calculated.
S - Spike recovery outside of advisory limits.



QA/QC Summary Report

Client: RESPEC Inc

Project: Edgemont

Report Date: 01/27/09

Work Order: R08120255

Analyte	Result	Units	RL	%REC	Low Limit	High Limit	RPD	RPDLimit	Qual
Method: E300.0							Batch: R38894		
Sample ID: R08120255-008AMS	Sample Matrix Spike		Run: DIONEX_081218A				12/19/08 03:30		
Nitrogen, Nitrate as N	113	mg/L	1.3	90	80	120			
Nitrogen, Nitrite as N	122	mg/L	2.9	98	80	120			
Sulfate	1090	mg/L	3.4	82	80	120			
Sample ID: R08120255-008AMSD	Sample Matrix Spike Duplicate		Run: DIONEX_081218A				12/19/08 03:46		
Chloride	241	mg/L	5.4	87	80	120	2.2	10	
Fluoride	102	mg/L	0.56	91	80	120	1.6	10	
Nitrogen, Nitrate as N	110	mg/L	1.3	88	80	120	2.6	10	
Nitrogen, Nitrite as N	119	mg/L	2.9	95	80	120	2.6	10	
Sulfate	1080	mg/L	3.4	81	80	120	0.7	10	
Sample ID: R08120255-012AMS	Sample Matrix Spike		Run: DIONEX_081218A				12/19/08 06:47		
Chloride	247	mg/L	5.4	90	80	120			
Fluoride	103	mg/L	0.56	93	80	120			
Nitrogen, Nitrate as N	113	mg/L	1.3	90	80	120			
Nitrogen, Nitrite as N	121	mg/L	2.9	97	80	120			
Sulfate	1080	mg/L	3.4	83	80	120			
Sample ID: R08120255-012AMSD	Sample Matrix Spike Duplicate		Run: DIONEX_081218A				12/19/08 07:03		
Chloride	242	mg/L	5.4	88	80	120	1.9	10	
Fluoride	102	mg/L	0.56	91	80	120	1.6	10	
Nitrogen, Nitrate as N	110	mg/L	1.3	88	80	120	2.3	10	
Nitrogen, Nitrite as N	119	mg/L	2.9	95	80	120	2.2	10	
Sulfate	1070	mg/L	3.4	82	80	120	0.9	10	
Method: E900.0							Batch: C_GrAB-0589		
Sample ID: MB-GrAB-0589	Method Blank		Run: SUB-C113399				01/13/09 11:06		
Gross Alpha	0.03	pCi/L							U
Gross Beta	0.4	pCi/L							U
Sample ID: UNAT-GrAB-0589	Laboratory Control Sample		Run: SUB-C113399				01/13/09 11:06		
Gross Alpha	120	pCi/L		85	70	130			
Sample ID: C08120850-001AMS	Sample Matrix Spike		Run: SUB-C113399				01/13/09 11:06		
Gross Beta	90	pCi/L		94	70	130			
Sample ID: C08120850-001AMSD	Sample Matrix Spike Duplicate		Run: SUB-C113399				01/13/09 11:06		
Gross Beta	94	pCi/L		97	70	130	3.7	16.1	
Sample ID: R08120255-007H	Sample Duplicate		Run: SUB-C113399				01/14/09 01:15		
Gross Alpha	5400	pCi/L					4.9	12.7	
Gross Beta	2000	pCi/L					3.6	12.3	

Qualifiers:

RL - Analyte reporting limit.

ND - Not detected at the reporting limit.

U - Not detected at minimum detectable concentration



QA/QC Summary Report

Client: RESPEC Inc
Project: Edgemont

Report Date: 01/27/09
Work Order: R08120255

Analyte	Result	Units	RL	%REC	Low Limit	High Limit	RPD	RPDLimit	Qual
Method: E901.1							Batch: C_R112957		
Sample ID: LCS-R112957	Laboratory Control Sample				Run: SUB-C112957			12/29/08 12:00	
Americium 241	25000	pCi/L	20	83	70	130			
Cesium 137	43000	pCi/L	20	95	70	130			
Cobalt 60	30000	pCi/L	20	100	70	130			
Sample ID: MB-R112957	Method Blank				Run: SUB-C112957			12/29/08 12:00	
Americium 241	ND	pCi/L							
Barium 133	ND	pCi/L							
Bismuth 212	ND	pCi/L							
Bismuth 214	ND	pCi/L							U
Cesium 134	ND	pCi/L							
Cesium 137	ND	pCi/L							
Cobalt 60	ND	pCi/L							
Iodine 125	ND	pCi/L							
Iodine 131	ND	pCi/L							
Lead 212	ND	pCi/L							
Lead 214	ND	pCi/L							
Manganese 54	ND	pCi/L							
Potassium 40	ND	pCi/L							
Radium 223	ND	pCi/L							
Radium 224	ND	pCi/L							
Thallium 208	ND	pCi/L							
Thorium 228	ND	pCi/L							
Thorium 234	ND	pCi/L							
Zinc 65	ND	pCi/L							
Radium 228	ND	pCi/L							
Gross Gamma	ND	pCi/L							U
Sample ID: R08120255-007H	Sample Duplicate				Run: SUB-C112957			12/29/08 12:00	
Americium 241	ND	pCi/L	20				0	30	
Barium 133	ND	pCi/L	20				0	30	
Bismuth 212	ND	pCi/L	20				0	30	
Bismuth 214	780	pCi/L	20				5.6	30	
Cesium 134	ND	pCi/L	20				0	30	
Cesium 137	ND	pCi/L	20				0	30	
Cobalt 60	ND	pCi/L	20				0	30	
Iodine 125	ND	pCi/L	20				0	30	
Iodine 131	ND	pCi/L	20				0	30	
Lead 212	ND	pCi/L	20				0	30	
Lead 214	760	pCi/L	20				1.9	30	
Manganese 54	ND	pCi/L	20				0	30	
Potassium 40	ND	pCi/L	20				0	30	
Radium 223	ND	pCi/L					0	30	
Radium 224	ND	pCi/L					0	30	

Qualifiers:

RL - Analyte reporting limit.

ND - Not detected at the reporting limit.

U - Not detected at minimum detectable concentration



QA/QC Summary Report

Client: RESPEC Inc
Project: Edgemont

Report Date: 01/27/09
Work Order: R08120255

Analyte	Result	Units	RL	%REC	Low Limit	High Limit	RPD	RPDLimit	Qual
Method: E901.1							Batch: C_R112957		
Sample ID: R08120255-007H	Sample Duplicate				Run: SUB-C112957			12/29/08 12:00	
Thallium 208	ND	pCi/L	20				0	30	
Thorium 228	ND	pCi/L	20				0	30	
Thorium 234	ND	pCi/L	20				0	30	
Zinc 65	ND	pCi/L	20				0	30	
Radium 228	ND	pCi/L	20				0	30	
Gross Gamma	1500	pCi/L					1.9	30	
Method: E903.0							Batch: C_20988		
Sample ID: R08120255-005I	Sample Duplicate				Run: SUB-C113735			01/21/09 21:42	
Radium 226	4.3	pCi/L			70	130	10	40.6	
Sample ID: R08120255-010I	Sample Matrix Spike				Run: SUB-C113735			01/21/09 23:27	
Radium 226	33	pCi/L		95	70	130			
Sample ID: LCS-20988	Laboratory Control Sample				Run: SUB-C113735			01/22/09 01:17	
Radium 226	14	pCi/L		98	70	130			
Sample ID: MB-20988	Method Blank				Run: SUB-C113735			01/22/09 01:17	
Radium 226	-0.3	pCi/L						U	
Method: E903.0							Batch: C_RA226-3344		
Sample ID: R08120255-001H	Sample Matrix Spike				Run: SUB-C113059			01/05/09 12:37	
Radium 226	27	pCi/L		87	70	130			
Sample ID: R08120255-001H	Sample Matrix Spike Duplicate				Run: SUB-C113059			01/05/09 12:37	
Radium 226	14	pCi/L		89	70	130	64	20.9	R
- The RPD for the MSD is high because the MS was spiked twice. The individual spike recoveries are within range, the MB is acceptable, and the LCS is within range, therefore the batch is approved.									
Sample ID: MB-RA226-3344	Method Blank				Run: SUB-C113059			01/05/09 15:43	
Radium 226	-0.09	pCi/L						U	
Sample ID: LCS-RA226-3344	Laboratory Control Sample				Run: SUB-C113059			01/05/09 15:43	
Radium 226	7.1	pCi/L		90	70	130			

Qualifiers:

RL - Analyte reporting limit.
R - RPD exceeds advisory limit.

ND - Not detected at the reporting limit.
U - Not detected at minimum detectable concentration



QA/QC Summary Report

Client: RESPEC Inc

Report Date: 01/27/09

Project: Edgemont

Work Order: R08120255

Analyte	Result	Units	RL	%REC	Low Limit	High Limit	RPD	RPDLimit	Qual
Method: E907.0							Batch: C_20988		
Sample ID: C08120794-003AMS	Sample Matrix Spike				Run: SUB-C113220		01/08/09 08:37		
Thorium 230	25.2	pCi/Filter	0.20	109	70	130			
Sample ID: C08120794-003AMSD	Sample Matrix Spike Duplicate				Run: SUB-C113220		01/08/09 08:37		
Thorium 230	24.1	pCi/Filter	0.20	103	70	130	4.2	58.2	
Sample ID: LCS-20988	Laboratory Control Sample				Run: SUB-C113220		01/08/09 08:37		
Thorium 230	4.86	pCi/L	0.20	104	70	130			
Sample ID: MB-20988	Method Blank				Run: SUB-C113220		01/08/09 08:37		
Thorium 230	-0.1	pCi/L							U
Method: E907.0							Batch: C_RA-TH-ISO-0721		
Sample ID: LCS-RA-TH-ISO-0721	Laboratory Control Sample				Run: SUB-C113222		01/08/09 08:39		
Thorium 230	5.07	pCi/L	0.20	101	70	130			
Sample ID: R08120255-003H	Sample Matrix Spike				Run: SUB-C113222		01/08/09 08:39		
Thorium 230	45.0	pCi/L	0.20	92	70	130			
Sample ID: R08120255-003H	Sample Matrix Spike Duplicate				Run: SUB-C113222		01/08/09 08:39		
Thorium 230	48.3	pCi/L	0.20	98	70	130	7.1	43.2	
Sample ID: MB-RA-TH-ISO-0721	Method Blank				Run: SUB-C113222		01/08/09 15:39		
Thorium 230	0.1	pCi/L							U
Method: E909.0M							Batch: C_20988		
Sample ID: R08120255-009I	Sample Matrix Spike				Run: SUB-C113352		01/06/09 10:06		
Lead 210	1200	pCi/L		99	70	130			
Sample ID: R08120255-009I	Sample Matrix Spike Duplicate				Run: SUB-C113352		01/06/09 10:06		
Lead 210	1300	pCi/L		113	70	130	13	30	
Sample ID: MB-R113352	Method Blank				Run: SUB-C113352		01/06/09 10:06		
Lead 210	-2	pCi/L							U
Sample ID: LCS-R113352	Laboratory Control Sample				Run: SUB-C113352		01/06/09 10:06		
Lead 210	56	pCi/L		50	70	130			S

- LCS response is outside of the acceptance range for this analysis. Since the MS and MSD recoveries are acceptable the batch is approved.

Qualifiers:

RL - Analyte reporting limit.

ND - Not detected at the reporting limit.

S - Spike recovery outside of advisory limits.

U - Not detected at minimum detectable concentration



QA/QC Summary Report

Client: RESPEC Inc
Project: Edgemont

Report Date: 01/27/09
Work Order: R08120255

Analyte	Result	Units	RL	%REC	Low Limit	High Limit	RPD	RPDLimit	Qual
Method: E909.0M							Batch: C_R113310		
Sample ID: R08120255-004H	Sample Matrix Spike				Run: SUB-C113310			12/30/08 08:13	
Lead 210	57	pCi/L		47	70	130			S
- Spike response is outside of the acceptance range for this analysis. Since the LCS and the MB are acceptable the batch is approved.									
Sample ID: R08120255-010H	Sample Duplicate				Run: SUB-C113310			12/30/08 08:13	
Lead 210	4.7	pCi/L					32	30	UR
- The Sample and the Duplicate are both below the MDC; the RPD is acceptable.									
Sample ID: MB-R113310	Method Blank				Run: SUB-C113310			12/30/08 08:13	
Lead 210	0.5	pCi/L							U
Sample ID: LCS-R113310	Laboratory Control Sample				Run: SUB-C113310			12/30/08 08:13	
Lead 210	62	pCi/L		106	70	130			
Method: RMO-3008							Batch: C_20988		
Sample ID: C08120790-003FMS	Sample Matrix Spike				Run: SUB-C113510			01/16/09 12:03	
Polonium 210	160	pCi/L	1.0	96	70	130			
Sample ID: C08120790-003FMSD	Sample Matrix Spike Duplicate				Run: SUB-C113510			01/16/09 12:03	
Polonium 210	150	pCi/L	1.0	90	70	130	6.2	55.7	
Sample ID: LCS-20988	Laboratory Control Sample				Run: SUB-C113510			01/16/09 12:03	
Polonium 210	84	pCi/L	1.0	98	70	130			
Sample ID: MB-20988	Method Blank				Run: SUB-C113510			01/16/09 12:03	
Polonium 210	0.2	pCi/L							U
Method: RMO-3008							Batch: C_PO210-0173		
Sample ID: C08120771-001KMS	Sample Matrix Spike				Run: SUB-C113513			01/09/09 13:47	
Polonium 210	15	pCi/L	1.0	98	70	130			
Sample ID: C08120771-001KMSD	Sample Matrix Spike Duplicate				Run: SUB-C113513			01/09/09 13:47	
Polonium 210	12	pCi/L	1.0	78	70	130	22	50.6	
Sample ID: LCS-PO210-0173	Laboratory Control Sample				Run: SUB-C113513			01/09/09 13:47	
Polonium 210	18	pCi/L	1.0	103	70	130			
Sample ID: MB-PO210-0173	Method Blank				Run: SUB-C113513			01/12/09 09:22	
Polonium 210	0.05	pCi/L							U

Qualifiers:

RL - Analyte reporting limit.

R - RPD exceeds advisory limit.

U - Not detected at minimum detectable concentration

ND - Not detected at the reporting limit.

S - Spike recovery outside of advisory limits.



This serves as notice of this possibility. All sub-contract data will be clearly notated on your analytical report.

Visit our web site at www.energylab.com for additional information, downloadable fee schedule, forms, and links.



In certain circumstances, samples submitted to Energy Laboratories, Inc. may be subcontracted to other certified laboratories in order to complete the analysis requested. This serves as notice of this possibility. All sub-contract data will be clearly noted on your analytical report.

Visit our web site at www.energylab.com for additional information, downloadable fee schedule, forms, and links

**** REPORT ****

RESPEC Inc
Cory Foreman
3824 Jet Dr
Rapid City SD 57701



ANALYTICAL SUMMARY REPORT

January 28, 2009

Cory Foreman
RESPEC Inc
3824 Jet Dr
Rapid City, SD 57701-

Workorder No.: R08120281 Quote ID: R286

Project Name: Edgemont

Energy Laboratories Inc. received the following 1 sample for RESPEC Inc on 12/22/2008 for analysis.

Sample ID	Client Sample ID	Collect Date	Receive Date	Matrix	Test
R08120281-001	DewBurd GW688	12/22/08 9:45	12/22/08	Aqueous	Metals by ICP/ICPMS, Dissolved Metals by ICP/ICPMS, Suspended Metals by ICP/ICPMS, Total Alkalinity Anion - Cation Balance Conductivity Mercury, Total Selenium, Dissolved Selenium, Dissolved Selenium, Dissolved Anions by Ion Chromatography Nitrogen, Ammonia Oxidation Reduction Potential pH Digestion, Total Metals Digestion, Total Metals Dissolved Filtration Digestion, Mercury by CVAA Gross Alpha, Gross Beta Gross Gamma, Dissolved Lead 210, Dissolved Lead 210, Suspended Polonium 210, Dissolved Polonium 210, Suspended Radium 226, Dissolved Radium 226, Suspended Radon 222 Thorium, Isotopic Thorium, Suspended Isotopic Sodium Adsorption Ratio Solids, Total Dissolved

As appropriate, any exceptions or problems with the analyses are noted in the Laboratory Analytical Report, the QA/QC Summary Report, or the Case Narrative.

If you have any questions regarding these tests results, please call.

Report Approved By: _____


Linda Larson
Rapid City - Project Manager



LABORATORY ANALYTICAL REPORT

Client: RESPEC Inc
Project: Edgemont
Lab ID: R08120281-001
Client Sample ID: DewBurd GW688

Report Date: 01/28/09
Collection Date: 12/22/08 09:45
Date Received: 12/22/08
Matrix: AQUEOUS

Analyses	Result	Units	Qual	RL	MCL/ QCL	DF	Method	Analysis Date / By
MAJOR IONS								
Alkalinity, Total as CaCO ₃	166	mg/L		5		1	A2320 B	12/23/08 11:29/mb
Carbonate as CO ₃	ND	mg/L		5		1	A2320 B	12/23/08 11:29/mb
Bicarbonate as HCO ₃	202	mg/L		5		1	A2320 B	12/23/08 11:29/mb
Calcium	48.7	mg/L		0.5		2	E200.7	01/05/09 15:50/eli-c
Chloride	12	mg/L		1		1	E300.0	12/24/08 18:15/jmh
Fluoride	0.4	mg/L		0.1		1	E300.0	12/24/08 18:15/jmh
Magnesium	21.1	mg/L		0.5		2	E200.7	01/05/09 15:50/eli-c
Nitrogen, Ammonia as N	0.7	mg/L		0.1		1	A4500-NH ₃ G	12/26/08 15:48/jmh
Nitrogen, Nitrate as N	ND	mg/L		0.1		1	E300.0	12/24/08 18:15/jmh
Nitrogen, Nitrite as N	ND	mg/L		0.1		1	E300.0	12/24/08 18:15/jmh
Potassium	12.3	mg/L		0.5		2	E200.7	01/05/09 15:50/eli-c
Sodium	194	mg/L	D	2		2	E200.7	01/05/09 15:50/eli-c
Sulfate	435	mg/L	D	3		50	E300.0	12/24/08 17:58/jmh
Silica	8.9	mg/L		0.2		2	E200.7	01/05/09 15:50/eli-c
PHYSICAL PROPERTIES								
Conductivity @ 25 C	1110	umhos/cm		5.0		1	A2510 B	01/06/09 10:18/tb
Oxidation-Reduction Potential	260	mV				1	A2580 B	12/23/08 14:30/jmh
pH	7.87	s.u.		0.01		1	A4500-H B	12/29/08 12:34/tb
Sodium Adsorption Ratio (SAR)	5.9	unitless		0.10		1	Calculation	01/23/09 16:16/ADM
Solids, Total Dissolved TDS @ 180 C	780	mg/L	H	5		1	A2540 C	12/30/08 15:10/mb
METALS - DISSOLVED								
Aluminum	ND	mg/L		0.1		1	E200.8	12/29/08 14:22/eli-c
Arsenic	0.002	mg/L		0.001		1	E200.8	12/27/08 07:55/eli-c
Barium	ND	mg/L		0.1		1	E200.8	12/27/08 07:55/eli-c
Boron	ND	mg/L		0.1		2	E200.7	01/05/09 15:50/eli-c
Cadmium	ND	mg/L		0.005		1	E200.8	12/27/08 07:55/eli-c
Chromium	ND	mg/L		0.05		1	E200.8	12/29/08 14:22/eli-c
Copper	ND	mg/L		0.01		1	E200.8	12/27/08 07:55/eli-c
Iron	ND	mg/L		0.03		2	E200.7	01/05/09 15:50/eli-c
Lead	ND	mg/L		0.001		1	E200.8	12/27/08 07:55/eli-c
Manganese	0.05	mg/L		0.01		1	E200.8	12/27/08 07:55/eli-c
Mercury	ND	mg/L		0.001		1	E200.8	12/27/08 07:55/eli-c
Molybdenum	ND	mg/L		0.1		1	E200.8	12/27/08 07:55/eli-c
Nickel	ND	mg/L		0.05		1	E200.8	12/27/08 07:55/eli-c
Selenium	ND	mg/L		0.001		1	A3114 B	01/09/09 16:21/eli-c
Silver	ND	mg/L		0.005		1	E200.8	12/27/08 07:55/eli-c
Thorium 232	ND	mg/L		0.005		1	E200.8	12/27/08 07:55/eli-c

Report Definitions: RL - Analyte reporting limit.
QCL - Quality control limit.
MDC - Minimum detectable concentration
H - Analysis performed past recommended holding time.

MCL - Maximum contaminant level.
ND - Not detected at the reporting limit.
D - RL increased due to sample matrix interference.

Page 1 of 3



LABORATORY ANALYTICAL REPORT

Client: RESPEC Inc
Project: Edgemont
Lab ID: R08120281-001
Client Sample ID: DewBurd GW688

Report Date: 01/28/09
Collection Date: 12/22/08 09:45
Date Received: 12/22/08
Matrix: AQUEOUS

Analyses	Result	Units	Qual	RL	MCL/ QCL	DF	Method	Analysis Date / By
METALS - DISSOLVED								
Uranium	ND	mg/L		0.0003		1	E200.8	12/27/08 07:55/eli-c
Vanadium	ND	mg/L		0.1		1	E200.8	12/29/08 14:22/eli-c
Zinc	ND	mg/L		0.01		1	E200.8	12/27/08 07:55/eli-c
METALS - SUSPENDED								
Uranium	ND	mg/L	D	0.0009		1	E200.8	01/01/09 22:42/eli-c
METALS - SPECIATED								
Selenium-IV	ND	mg/L		0.001		1	A3114 B	01/08/09 15:51/eli-c
Selenium-VI	ND	mg/L		0.001		1	A3114 B	01/09/09 16:57/eli-c
RADIONUCLIDES - DISSOLVED								
Gross Alpha	1.9	pCi/L	U			1	E900.0	01/14/09 22:47/eli-c
Gross Alpha precision (±)	2.5	pCi/L				1	E900.0	01/14/09 22:47/eli-c
Gross Alpha MDC	3.9	pCi/L				1	E900.0	01/14/09 22:47/eli-c
Gross Beta	8.8	pCi/L				1	E900.0	01/14/09 22:47/eli-c
Gross Beta precision (±)	3.4	pCi/L				1	E900.0	01/14/09 22:47/eli-c
Gross Beta MDC	5.5	pCi/L				1	E900.0	01/14/09 22:47/eli-c
Lead 210	1.0	pCi/L	U			1	E909.0M	12/30/08 08:13/eli-c
Lead 210 precision (±)	2.4	pCi/L				1	E909.0M	12/30/08 08:13/eli-c
Lead 210 MDC	4.0	pCi/L				1	E909.0M	12/30/08 08:13/eli-c
Polonium 210	0.0	pCi/L	U	1.0		1	RMO-3008	01/09/09 13:47/eli-c
Polonium 210 precision (±)	0.17	pCi/L				1	RMO-3008	01/09/09 13:47/eli-c
Radium 226	0.7	pCi/L				1	E903.0	01/05/09 14:13/eli-c
Radium 226 precision (±)	0.2	pCi/L				1	E903.0	01/05/09 14:13/eli-c
Radium 226 MDC	0.2	pCi/L				1	E903.0	01/05/09 14:13/eli-c
Thorium 230	0.0	pCi/L	U	0.2		1	E907.0	01/14/09 16:00/eli-c
Thorium 230 precision (±)	0.1	pCi/L				1	E907.0	01/14/09 16:00/eli-c
Gross Gamma	720	pCi/L				1	E901.1	12/29/08 12:00/eli-c
Gross Gamma precision (±)	140	pCi/L				1	E901.1	12/29/08 12:00/eli-c
- The MDC for Pb-210 per RG 4.14 is 1 pCi/L. The current technique can achieve an MDC of about 5 pCi/L if we have sufficient sample to process 1.0 L, and this is reported on a sample specific basis. Please consult with your local regulatory agent prior to using these results for compliance purposes.								
RADIONUCLIDES - SUSPENDED								
Lead 210	0.1	pCi/L	U			1	E909.0M	01/06/09 10:06/eli-c
Lead 210 precision (±)	6.2	pCi/L				1	E909.0M	01/06/09 10:06/eli-c
Lead 210 MDC	10.4	pCi/L				1	E909.0M	01/06/09 10:06/eli-c
Polonium 210	0.0	pCi/L	U	1.0		1	RMO-3008	01/15/09 14:33/eli-c
Polonium 210 precision (±)	0.25	pCi/L				1	RMO-3008	01/15/09 14:33/eli-c
Radium 226	0.1	pCi/L	U			1	E903.0	01/21/09 23:27/eli-c

Report RL - Analyte reporting limit.
Definitions: QCL - Quality control limit.
MDC - Minimum detectable concentration
U - Not detected at minimum detectable concentration

MCL - Maximum contaminant level.
ND - Not detected at the reporting limit.
D - RL increased due to sample matrix interference.

Page 2 of 3



LABORATORY ANALYTICAL REPORT

Client: RESPEC Inc
Project: Edgemont
Lab ID: R08120281-001
Client Sample ID: DewBurd GW688

Report Date: 01/28/09
Collection Date: 12/22/08 09:45
Date Received: 12/22/08
Matrix: AQUEOUS

Analyses	Result	Units	Qual	RL	MCL/		Method	Analysis Date / By
					QCL	DF		
RADIONUCLIDES - SUSPENDED								
Radium 226 precision (±)	0.3	pCi/L				1	E903.0	01/21/09 23:27/eli-c
Radium 226 MDC	0.5	pCi/L				1	E903.0	01/21/09 23:27/eli-c
Thorium 230	0.1	pCi/L	U	0.2		1	E907.0	01/07/09 13:33/eli-c
Thorium 230 precision (±)	0.2	pCi/L				1	E907.0	01/07/09 13:33/eli-c
- The MDC for Pb-210 per RG 4.14 is 1 pCi/L. The current technique can achieve an MDC of about 5 pCi/L if we have sufficient sample to process 1.0 L, and this is reported on a sample specific basis. Please consult with your local regulatory agent prior to using these results for compliance purposes.								
RADIONUCLIDES - TOTAL								
Radon 222	81.1	pCi/L	U	100		1	D5072-92	12/23/08 17:11/eli-c
Radon 222 precision (±)	41.5	pCi/L				1	D5072-92	12/23/08 17:11/eli-c
TOTAL METALS ANALYSES								
Antimony	ND	mg/L		0.003		1	E200.8	12/30/08 20:28/eli-c
Arsenic	0.004	mg/L	L	0.003		1	E200.8	12/30/08 20:28/eli-c
Barium	ND	mg/L		0.1		1	E200.8	12/30/08 20:28/eli-c
Beryllium	ND	mg/L		0.001		1	E200.8	12/30/08 20:28/eli-c
Boron	ND	mg/L		0.1		2	E200.7	01/05/09 18:44/eli-c
Cadmium	ND	mg/L		0.005		1	E200.8	12/30/08 20:28/eli-c
Chromium	ND	mg/L		0.05		1	E200.8	12/30/08 20:28/eli-c
Copper	ND	mg/L		0.01		1	E200.8	12/30/08 20:28/eli-c
Iron	0.50	mg/L		0.03		2	E200.7	01/05/09 18:44/eli-c
Lead	0.001	mg/L		0.001		1	E200.8	12/30/08 20:28/eli-c
Manganese	0.07	mg/L		0.01		1	E200.8	12/30/08 20:28/eli-c
Mercury	ND	mg/L		0.001		1	E245.1	12/26/08 15:49/eli-b
Molybdenum	ND	mg/L		0.1		1	E200.8	12/30/08 20:28/eli-c
Nickel	ND	mg/L		0.05		1	E200.8	12/30/08 20:28/eli-c
Selenium	0.001	mg/L		0.001		1	E200.8	01/01/09 18:01/eli-c
Silver	ND	mg/L		0.005		1	E200.8	12/30/08 20:28/eli-c
Strontium	1.2	mg/L		0.1		1	E200.8	12/30/08 20:28/eli-c
Thallium	ND	mg/L		0.001		1	E200.8	12/30/08 20:28/eli-c
Uranium	ND	mg/L		0.0003		1	E200.8	12/30/08 20:28/eli-c
Zinc	0.01	mg/L		0.01		1	E200.8	12/30/08 20:28/eli-c
DATA QUALITY								
A/C Balance (± 5)	0.990	%				1	A1030 E	01/23/09 00:00/jmh
Anions	12.7	meq/L				1	A1030 E	01/23/09 00:00/jmh
Cations	13.0	meq/L				1	A1030 E	01/23/09 00:00/jmh
Solids, Total Dissolved Calculated	848	mg/L				1	A1030 E	01/23/09 00:00/jmh
TDS Balance (0.80 - 1.20)	0.920					1	A1030 E	01/23/09 00:00/jmh

Report Definitions: RL - Analyte reporting limit.
QCL - Quality control limit.
MDC - Minimum detectable concentration
U - Not detected at minimum detectable concentration

MCL - Maximum contaminant level.
ND - Not detected at the reporting limit.
L - Lowest available reporting limit for the analytical method used.

Page 3 of 3



QA/QC Summary Report

Client: RESPEC Inc
Project: Edgemont

Report Date: 01/28/09
Work Order: R08120281

Analyte	Result	Units	RL	%REC	Low Limit	High Limit	RPD	RPDLimit	Qual
Method: A2320 B		Batch: 081223A-ALK-SEL-W							
Sample ID: LCS1_081223A	Laboratory Control Sample					Run: PH_COND1-R_081223A			12/23/08 09:08
Alkalinity, Total as CaCO ₃	936	mg/L	5.0	94	90	110			
Sample ID: MBLK1_081223A	Method Blank					Run: PH_COND1-R_081223A			12/23/08 09:09
Alkalinity, Total as CaCO ₃	ND	mg/L	3						
Sample ID: R08120255-006AMS	Sample Matrix Spike					Run: PH_COND1-R_081223A			12/23/08 10:40
Alkalinity, Total as CaCO ₃	182	mg/L	5.0	64	80	120			S
Sample ID: R08120255-006AMSD	Sample Matrix Spike Duplicate					Run: PH_COND1-R_081223A			12/23/08 10:52
Alkalinity, Total as CaCO ₃	198	mg/L	5.0	79	80	120	8.4	10	S
Method: A2510 B		Batch: 090106_1_COND-PROBE-W							
Sample ID: LCS_COND-1_090106	Laboratory Control Sample					Run: PH_COND2-R_090106A			01/06/09 10:12
Conductivity @ 25 C	1410	umhos/cm	5.0	100	90	110			
Sample ID: LCS1-1_090106	Laboratory Control Sample					Run: PH_COND2-R_090106A			01/06/09 10:13
Conductivity @ 25 C	150	umhos/cm	5.0	100	90	110			
Sample ID: LCS2-1_090106	Laboratory Control Sample					Run: PH_COND2-R_090106A			01/06/09 10:15
Conductivity @ 25 C	4950	umhos/cm	5.0	99	90	110			
Sample ID: MBLK-1_090106	Method Blank					Run: PH_COND2-R_090106A			01/06/09 10:17
Conductivity @ 25 C	ND	umhos/cm	5						
Sample ID: R09010033-001BDUP	Sample Duplicate					Run: PH_COND2-R_090106A			01/06/09 10:30
Conductivity @ 25 C	ND	umhos/cm	5.0				0	10	
Method: A2540 C		Batch: 081230A-SLDS-TDS-W							
Sample ID: LCS1_081230A	Laboratory Control Sample					Run: BAL-4-R_081230A			12/30/08 15:08
Solids, Total Dissolved TDS @ 180 C	190	mg/L	5.0	96	90	110			
Sample ID: MBLK1_081230A	Method Blank					Run: BAL-4-R_081230A			12/30/08 15:09
Solids, Total Dissolved TDS @ 180 C	ND	mg/L	8						
Sample ID: R08120281-001AMS	Sample Matrix Spike					Run: BAL-4-R_081230A			12/30/08 15:10
Solids, Total Dissolved TDS @ 180 C	990	mg/L	5.0	106	80	120			
Sample ID: R08120281-001AMSD	Sample Matrix Spike Duplicate					Run: BAL-4-R_081230A			12/30/08 15:11
Solids, Total Dissolved TDS @ 180 C	990	mg/L	5.0	108	80	120	0.4	10	

Qualifiers:

RL - Analyte reporting limit.

ND - Not detected at the reporting limit.

S - Spike recovery outside of advisory limits.



QA/QC Summary Report

Client: RESPEC Inc

Project: Edgemont

Report Date: 01/28/09

Work Order: R08120281

Analyte	Result	Units	RL	%REC	Low Limit	High Limit	RPD	RPDLimit	Qual
Method: A2580 B							Batch: 081223-ORP-ISE-W		
Sample ID: LCS	Laboratory Control Sample					Run: PH_COND1-R_081223B			12/23/08 14:30
Oxidation-Reduction Potential	480	mV		101	95	105			
Sample ID: R08120255-001F	Sample Duplicate					Run: PH_COND1-R_081223B			12/23/08 14:30
Oxidation-Reduction Potential	290	mV					0.8	10	
Sample ID: R08120255-011F	Sample Duplicate					Run: PH_COND1-R_081223B			12/23/08 14:30
Oxidation-Reduction Potential	270	mV					0.3	10	
Method: A3114 B							Batch: C_SE3114-090109B		
Sample ID: MBLK	Method Blank					Run: SUB-C113244			01/09/09 15:31
Selenium	ND	mg/L	0.0003						
Sample ID: 288-184-2	Laboratory Control Sample					Run: SUB-C113244			01/09/09 15:33
Selenium	0.055	mg/L	0.0010	109	90	110			
Sample ID: R08120255-011E	Sample Matrix Spike					Run: SUB-C113244			01/09/09 16:12
Selenium	0.057	mg/L	0.0010	113	85	115			
Sample ID: R08120255-011E	Sample Matrix Spike Duplicate					Run: SUB-C113244			01/09/09 16:14
Selenium	0.058	mg/L	0.0010	116	85	115	2.5	15	S
Sample ID: R08120255-001E	Sample Matrix Spike					Run: SUB-C113244			01/09/09 15:40
Selenium	0.055	mg/L	0.0010	110	85	115			
Sample ID: R08120255-001E	Sample Matrix Spike Duplicate					Run: SUB-C113244			01/09/09 15:42
Selenium	0.057	mg/L	0.0010	113	85	115	2.8	15	
Method: A3114 B							Batch: C_SEIV3114-090108		
Sample ID: MBLK	Method Blank					Run: SUB-C113187			01/08/09 14:58
Selenium-IV	ND	mg/L	0.0003						
Sample ID: 288-184-2	Laboratory Control Sample					Run: SUB-C113187			01/08/09 15:00
Selenium-IV	0.050	mg/L	0.0010	100	90	110			
Sample ID: R08120255-011E	Sample Matrix Spike					Run: SUB-C113187			01/08/09 15:42
Selenium-IV	0.042	mg/L	0.0010	84	85	115			S
Sample ID: R08120255-011E	Sample Matrix Spike Duplicate					Run: SUB-C113187			01/08/09 15:44
Selenium-IV	0.044	mg/L	0.0010	87	85	115	4.4	10	
Sample ID: R08120255-001E	Sample Matrix Spike					Run: SUB-C113187			01/08/09 15:07
Selenium-IV	0.046	mg/L	0.0010	92	85	115			
Sample ID: R08120255-001E	Sample Matrix Spike Duplicate					Run: SUB-C113187			01/08/09 15:10
Selenium-IV	0.046	mg/L	0.0010	93	85	115	0.8	10	

Qualifiers:

RL - Analyte reporting limit.

ND - Not detected at the reporting limit.

S - Spike recovery outside of advisory limits.



QA/QC Summary Report

Client: RESPEC Inc

Project: Edgemont

Report Date: 01/28/09

Work Order: R08120281

Analyte	Result	Units	RL	%REC	Low Limit	High Limit	RPD	RPDLimit	Qual
Method: A4500-H B							Batch: 081229_1_PH-W		
Sample ID: LCS_pH-1_081229	Laboratory Control Sample				Run: PH_COND2-R_081229A		12/29/08 12:32		
pH	6.84	s.u.	0.010	100	98.55	101.45			
Sample ID: R08120281-001ADUP	Sample Duplicate				Run: PH_COND2-R_081229A		12/29/08 12:35		
pH	7.89	s.u.	0.010				0.3	1.25	
Method: A4500-NH3 G							Batch: A2008-12-26_2_NH3_01		
Sample ID: MBLK-2	Method Blank				Run: TECHAA2-R_081226A		12/26/08 14:12		
Nitrogen, Ammonia as N	ND	mg/L	0.01						
Sample ID: LFB-3	Laboratory Fortified Blank				Run: TECHAA2-R_081226A		12/26/08 14:13		
Nitrogen, Ammonia as N	0.25	mg/L	0.10	98	90	110			
Sample ID: LFB-4	Laboratory Fortified Blank				Run: TECHAA2-R_081226A		12/26/08 14:14		
Nitrogen, Ammonia as N	0.27	mg/L	0.10	110	90	110			
Sample ID: R08120255-002BMS	Sample Matrix Spike				Run: TECHAA2-R_081226A		12/26/08 14:53		
Nitrogen, Ammonia as N	0.34	mg/L	0.10	111	80	120			
Sample ID: R08120255-002BMSD	Sample Matrix Spike Duplicate				Run: TECHAA2-R_081226A		12/26/08 14:54		
Nitrogen, Ammonia as N	0.34	mg/L	0.10	111	80	120	0.3	10	
Sample ID: R08120255-010BMS	Sample Matrix Spike				Run: TECHAA2-R_081226A		12/26/08 15:07		
Nitrogen, Ammonia as N	0.42	mg/L	0.10	100	80	120			
Sample ID: R08120255-010BMSD	Sample Matrix Spike Duplicate				Run: TECHAA2-R_081226A		12/26/08 15:08		
Nitrogen, Ammonia as N	0.45	mg/L	0.10	109	80	120	5.3	10	
Method: D5072-92							Batch: C_R112705		
Sample ID: R08120281-001G	Sample Duplicate				Run: SUB-C112705		12/23/08 17:11		
Radon 222	110	pCi/L	100				30	30	R
- Activity of original sample is below detection limit; duplicate is above detection limit, but within the limits of precision, resulting in high RPD. Batch is acceptable.									
Sample ID: MB-R112705	Method Blank				Run: SUB-C112705		12/23/08 17:11		
Radon 222	20	pCi/L							U
Sample ID: LCS-R112705	Laboratory Control Sample				Run: SUB-C112705		12/23/08 17:11		
Radon 222	301	pCi/L	100	93	70	130			

Qualifiers:

RL - Analyte reporting limit.

R - RPD exceeds advisory limit.

ND - Not detected at the reporting limit.

U - Not detected at minimum detectable concentration



QA/QC Summary Report

Client: RESPEC Inc
Project: Edgemont

Report Date: 01/28/09
Work Order: R08120281

Analyte	Result	Units	RL	%REC	Low Limit	High Limit	RPD	RPDLimit	Qual
Method: E200.7							Batch: C_20978		
Sample ID: MB-20978	Method Blank				Run: SUB-C113039		01/05/09 19:00		
Boron	ND	mg/L	0.01						
Iron	ND	mg/L	0.009						
Sample ID: LCS3-20978	Laboratory Control Sample				Run: SUB-C113039		01/05/09 19:04		
Boron	0.516	mg/L	0.10	103	85	115			
Iron	2.57	mg/L	0.030	103	85	115			
Sample ID: C08120822-001BMS3	Sample Matrix Spike				Run: SUB-C113039		01/05/09 19:29		
Boron	0.658	mg/L	0.10	104	70	130			
Iron	3.53	mg/L	0.030	110	70	130			
Sample ID: C08120822-001BMSD3	Sample Matrix Spike Duplicate				Run: SUB-C113039		01/05/09 19:33		
Boron	0.647	mg/L	0.10	102	70	130	1.7	20	
Iron	3.34	mg/L	0.030	102	70	130	5.4	20	

Qualifiers:

RL - Analyte reporting limit.

ND - Not detected at the reporting limit.



QA/QC Summary Report

Client: RESPEC Inc

Project: Edgemont

Report Date: 01/28/09

Work Order: R08120281

Analyte	Result	Units	RL	%REC	Low Limit	High Limit	RPD	RPDLimit	Qual
Method: E200.7							Batch: C_R113039		
Sample ID: MB-090105A	Method Blank		Run: SUB-C113039				01/05/09 12:11		
Silicon	ND	mg/L	0.02						
Boron	0.02	mg/L	0.008						
Calcium	ND	mg/L	0.1						
Iron	ND	mg/L	0.005						
Magnesium	ND	mg/L	0.04						
Potassium	ND	mg/L	0.02						
Sodium	ND	mg/L	0.8						
Silica	ND	mg/L	0.04						
Sample ID: LFB-0090105A	Laboratory Fortified Blank		Run: SUB-C113039				01/05/09 12:15		
Silicon	0.38	mg/L	0.021	96	85	125			
Boron	1.1	mg/L	0.10	105	85	125			
Calcium	50	mg/L	0.50	99	85	125			
Iron	1.0	mg/L	0.030	101	85	125			
Magnesium	50	mg/L	0.50	100	85	125			
Potassium	47	mg/L	0.50	94	85	125			
Sodium	49	mg/L	0.77	99	85	125			
Silica	0.82	mg/L	0.044	96	85	125			
Sample ID: C08120739-002BMS2	Sample Matrix Spike		Run: SUB-C113039				01/05/09 15:25		
Boron	2.25	mg/L	0.10	104	70	130			
Iron	2.03	mg/L	0.030	101	70	130			
Silicon	8.94	mg/L	0.10		70	130			A
Calcium	118	mg/L	1.0	102	70	130			
Magnesium	113	mg/L	1.0	102	70	130			
Potassium	95.9	mg/L	1.0	93	70	130			
Sodium	230	mg/L	1.5	104	70	130			
Silica	19.1	mg/L	0.21		70	130			A
Sample ID: C08120739-002BMSD2	Sample Matrix Spike Duplicate		Run: SUB-C113039				01/05/09 15:29		
Boron	2.29	mg/L	0.10	106	70	130	1.6	20	
Iron	2.05	mg/L	0.030	102	70	130	0.6	20	
Silicon	8.93	mg/L	0.10		70	130	0	20	A
Calcium	118	mg/L	1.0	102	70	130	0	20	
Magnesium	114	mg/L	1.0	103	70	130	0.2	20	
Potassium	97.9	mg/L	1.0	95	70	130	2.1	20	
Sodium	232	mg/L	1.5	106	70	130	1	20	
Silica	19.1	mg/L	0.21		70	130	0	20	A
Sample ID: R08120255-012D	Sample Matrix Spike		Run: SUB-C113039				01/05/09 18:28		
Boron	2.19	mg/L	0.10	105	70	130			
Iron	2.20	mg/L	0.030	102	70	130			
Silicon	5.43	mg/L	0.10		70	130			A
Calcium	136	mg/L	1.0	105	70	130			

Qualifiers:

RL - Analyte reporting limit.

ND - Not detected at the reporting limit.

A - The analyte level was greater than four times the spike level. In accordance with the method % recovery is not calculated.



QA/QC Summary Report

Client: RESPEC Inc

Project: Edgemont

Report Date: 01/28/09

Work Order: R08120281

Analyte	Result	Units	RL	%REC	Low Limit	High Limit	RPD	RPDLimit	Qual
Method: E200.7							Batch: C_R113039		
Sample ID: R08120255-012D	Sample Matrix Spike		Run: SUB-C113039				01/05/09 18:28		
Magnesium	116	mg/L	1.0	106	70	130			
Potassium	102	mg/L	1.0	93	70	130			
Sodium	394	mg/L	1.1	102	70	130			
Silica	11.6	mg/L	0.21		70	130			A
Sample ID: R08120255-012D	Sample Matrix Spike Duplicate		Run: SUB-C113039				01/05/09 18:32		
Boron	2.26	mg/L	0.10	109	70	130	3.2	20	
Iron	2.28	mg/L	0.030	106	70	130	3.5	20	
Silicon	5.59	mg/L	0.10		70	130	2.9	20	A
Calcium	137	mg/L	1.0	106	70	130	1	20	
Magnesium	118	mg/L	1.0	107	70	130	1.4	20	
Potassium	103	mg/L	1.0	94	70	130	1	20	
Sodium	412	mg/L	1.1	120	70	130	4.5	20	
Silica	12.0	mg/L	0.21		70	130	2.9	20	A

Qualifiers:

RL - Analyte reporting limit.

ND - Not detected at the reporting limit.

A - The analyte level was greater than four times the spike level. In accordance with the method % recovery is not calculated.



QA/QC Summary Report

Client: RESPEC Inc
Project: Edgemont

Report Date: 01/28/09
Work Order: R08120281

Analyte	Result	Units	RL	%REC	Low Limit	High Limit	RPD	RPDLimit	Qual
Method: E200.8							Batch: C_20978		
Sample ID: MB-20978	Method Blank		Run: SUB-C112889				12/30/08 19:20		
Antimony	0.0002	mg/L	7E-05						
Arsenic	0.003	mg/L	6E-05						
Barium	ND	mg/L	3E-05						
Beryllium	3E-05	mg/L	3E-05						
Cadmium	ND	mg/L	1E-05						
Chromium	0.004	mg/L	4E-05						
Copper	0.0007	mg/L	7E-05						
Lead	ND	mg/L	3E-05						
Manganese	0.0001	mg/L	5E-05						
Molybdenum	8E-05	mg/L	5E-05						
Nickel	ND	mg/L	0.0007						
Selenium	ND	mg/L	0.0002						
Silver	0.0002	mg/L	3E-05						
Strontium	ND	mg/L	3E-05						
Thallium	0.0004	mg/L	1E-05						
Uranium	3E-05	mg/L	1E-05						
Zinc	0.0009	mg/L	0.0003						
Sample ID: MB-20978	Method Blank		Run: SUB-C112947				01/01/09 17:07		
Antimony	0.0009	mg/L	0.0002						
Arsenic	0.003	mg/L	5E-05						
Barium	ND	mg/L	9E-05						
Beryllium	ND	mg/L	0.0001						
Cadmium	ND	mg/L	3E-05						
Chromium	0.002	mg/L	5E-05						
Copper	0.002	mg/L	0.0002						
Lead	ND	mg/L	5E-05						
Manganese	6E-05	mg/L	3E-05						
Molybdenum	ND	mg/L	5E-05						
Nickel	0.0004	mg/L	6E-05						
Selenium	0.0007	mg/L	0.0002						
Silver	ND	mg/L	4E-05						
Strontium	ND	mg/L	8E-05						
Thallium	ND	mg/L	3E-05						
Uranium	ND	mg/L	3E-05						
Zinc	0.0008	mg/L	0.0003						
Sample ID: LCS3-20978	Laboratory Control Sample		Run: SUB-C112947				01/01/09 17:13		
Antimony	0.559	mg/L	0.050	112	85	115			
Arsenic	0.515	mg/L	0.0010	102	85	115			
Barium	0.519	mg/L	0.10	104	85	115			
Beryllium	0.256	mg/L	0.010	102	85	115			
Cadmium	0.254	mg/L	0.010	102	85	115			

Qualifiers:

RL - Analyte reporting limit.

ND - Not detected at the reporting limit.



QA/QC Summary Report

Client: RESPEC Inc

Report Date: 01/28/09

Project: Edgemont

Work Order: R08120281

Analyte	Result	Units	RL	%REC	Low Limit	High Limit	RPD	RPDLimit	Qual
Method: E200.8							Batch: C_20978		
Sample ID: LCS3-20978	Laboratory Control Sample			Run: SUB-C112947			01/01/09 17:13		
Chromium	0.528	mg/L	0.050	105	85	115			
Copper	0.486	mg/L	0.010	97	85	115			
Lead	0.512	mg/L	0.050	102	85	115			
Manganese	2.65	mg/L	0.010	106	85	115			
Molybdenum	0.536	mg/L	0.10	107	85	115			
Nickel	0.479	mg/L	0.050	96	85	115			
Selenium	0.517	mg/L	0.0010	103	85	115			
Silver	0.0485	mg/L	0.010	97	85	115			
Strontium	0.538	mg/L	0.10	108	85	115			
Thallium	0.535	mg/L	0.10	107	85	115			
Uranium	0.538	mg/L	0.00030	108	85	115			
Zinc	0.489	mg/L	0.010	98	85	115			
Sample ID: C08120822-001BMS3	Sample Matrix Spike			Run: SUB-C112947			01/01/09 18:14		
Antimony	0.604	mg/L	0.050	114	70	130			
Arsenic	0.514	mg/L	0.0010	102	70	130			
Barium	0.647	mg/L	0.10	106	70	130			
Beryllium	0.242	mg/L	0.010	97	70	130			
Cadmium	0.252	mg/L	0.010	99	70	130			
Chromium	0.528	mg/L	0.050	101	70	130			
Copper	1.69	mg/L	0.010	103	70	130			
Lead	0.509	mg/L	0.050	84	70	130			
Manganese	2.60	mg/L	0.010	102	70	130			
Molybdenum	0.553	mg/L	0.10	109	70	130			
Nickel	0.494	mg/L	0.050	95	70	130			
Selenium	0.504	mg/L	0.0010	98	70	130			
Silver	0.0619	mg/L	0.010	108	70	130			
Strontium	0.911	mg/L	0.10	105	70	130			
Thallium	0.417	mg/L	0.10	83	70	130			
Uranium	0.459	mg/L	0.00030	90	70	130			
Zinc	2.84	mg/L	0.010		70	130			A
Sample ID: C08120822-001BMSD3	Sample Matrix Spike Duplicate			Run: SUB-C112947			01/01/09 18:21		
Antimony	0.599	mg/L	0.050	113	70	130	0.9	20	
Arsenic	0.512	mg/L	0.0010	102	70	130	0.5	20	
Barium	0.644	mg/L	0.10	105	70	130	0.5	20	
Beryllium	0.245	mg/L	0.010	98	70	130	1.1	20	
Cadmium	0.251	mg/L	0.010	99	70	130	0.5	20	
Chromium	0.524	mg/L	0.050	100	70	130	0.8	20	
Copper	1.67	mg/L	0.010	98	70	130	1.4	20	
Lead	0.505	mg/L	0.050	84	70	130	0.7	20	
Manganese	2.56	mg/L	0.010	101	70	130	1.2	20	
Molybdenum	0.548	mg/L	0.10	108	70	130	0.9	20	

Qualifiers:

RL - Analyte reporting limit.

A - The analyte level was greater than four times the spike level. In accordance with the method % recovery is not calculated.

ND - Not detected at the reporting limit.



QA/QC Summary Report

Client: RESPEC Inc
Project: Edgemont

Report Date: 01/28/09
Work Order: R08120281

Analyte	Result	Units	RL	%REC	Low Limit	High Limit	RPD	RPDLimit	Qual
Method: E200.8							Batch: C_20978		
Sample ID: C08120822-001BMSD3	Sample Matrix Spike Duplicate		Run: SUB-C112947				01/01/09 18:21		
Nickel	0.490	mg/L	0.050	94	70	130	0.9	20	
Selenium	0.498	mg/L	0.0010	97	70	130	1.1	20	
Silver	0.0564	mg/L	0.010	97	70	130	9.2	20	
Strontium	0.892	mg/L	0.10	101	70	130	2.1	20	
Thallium	0.413	mg/L	0.10	83	70	130	1.1	20	
Uranium	0.455	mg/L	0.00030	89	70	130	0.8	20	
Zinc	2.84	mg/L	0.010		70	130	0.2	20	A
Method: E200.8							Batch: C_20988		
Sample ID: MB-20988	Method Blank		Run: SUB-C112968				01/01/09 21:17		
Uranium	ND	mg/L	0.004						
Sample ID: LCS1-20988	Laboratory Control Sample		Run: SUB-C112968				01/01/09 21:21		
Uranium	0.0977	mg/L	0.0037	98	80	120			

Qualifiers:

RL - Analyte reporting limit.

A - The analyte level was greater than four times the spike level. In accordance with the method % recovery is not calculated.

ND - Not detected at the reporting limit.



QA/QC Summary Report

Client: RESPEC Inc

Project: Edgemont

Report Date: 01/28/09

Work Order: R08120281

Analyte	Result	Units	RL	%REC	Low Limit	High Limit	RPD	RPDLimit	Qual
Method: E200.8							Batch: C_R112751		
Sample ID: C08120718-005CMS4	Post Digestion Spike		Run: SUB-C112751				12/27/08 08:09		
Arsenic	0.488	mg/L	0.0010	97	70	130			
Barium	0.518	mg/L	0.10	100	70	130			
Cadmium	0.486	mg/L	0.010	97	70	130			
Copper	0.499	mg/L	0.010	92	70	130			
Lead	0.506	mg/L	0.050	101	70	130			
Manganese	1.31	mg/L	0.010	100	70	130			
Mercury	0.0527	mg/L	0.0010	105	70	130			
Molybdenum	0.446	mg/L	0.10	89	70	130			
Nickel	0.708	mg/L	0.050	91	70	130			
Silver	0.131	mg/L	0.010	65	70	130			S
Thorium 232	0.500	mg/L	0.0010	99	70	130			
Uranium	0.962	mg/L	0.00030	116	70	130			
Zinc	0.552	mg/L	0.010	97	70	130			
Sample ID: C08120718-005CMSD4	Post Digestion Spike Duplicate		Run: SUB-C112751				12/27/08 08:15		
Arsenic	0.495	mg/L	0.0010	99	70	130	1.4	20	
Barium	0.522	mg/L	0.10	101	70	130	0.9	20	
Cadmium	0.491	mg/L	0.010	98	70	130	1	20	
Copper	0.504	mg/L	0.010	93	70	130	1	20	
Lead	0.505	mg/L	0.050	101	70	130	0.2	20	
Manganese	1.32	mg/L	0.010	102	70	130	0.9	20	
Mercury	0.0542	mg/L	0.0010	108	70	130	2.8	20	
Molybdenum	0.455	mg/L	0.10	90	70	130	1.9	20	
Nickel	0.715	mg/L	0.050	93	70	130	1	20	
Silver	0.134	mg/L	0.010	67	70	130	2.5	20	S
Thorium 232	0.511	mg/L	0.0010	101	70	130	2.3	20	
Uranium	0.953	mg/L	0.00030	114	70	130	0.9	20	
Zinc	0.551	mg/L	0.010	97	70	130	0.1	20	

Qualifiers:

RL - Analyte reporting limit.

ND - Not detected at the reporting limit.

S - Spike recovery outside of advisory limits.



QA/QC Summary Report

Client: RESPEC Inc
Project: Edgemont

Report Date: 01/28/09
Work Order: R08120281

Analyte	Result	Units	RL	%REC	Low Limit	High Limit	RPD	RPDLimit	Qual
Method: E200.8							Batch: C_R112828		
Sample ID: LRB	Method Blank		Run: SUB-C112828				12/29/08 13:55		
Aluminum	0.002	mg/L	0.0001						
Chromium	ND	mg/L	4E-05						
Vanadium	ND	mg/L	3E-05						
Sample ID: LFB	Laboratory Fortified Blank		Run: SUB-C112828				12/29/08 14:02		
Aluminum	0.0484	mg/L	0.0010	93	85	115			
Chromium	0.0509	mg/L	0.0010	102	85	115			
Vanadium	0.0511	mg/L	0.0010	102	85	115			
Sample ID: R08120281-001C	Post Digestion Spike		Run: SUB-C112828				12/29/08 14:29		
Aluminum	0.0556	mg/L	0.10	93	70	130			
Chromium	0.0490	mg/L	0.050	98	70	130			
Vanadium	0.0495	mg/L	0.10	98	70	130			
Sample ID: R08120281-001C	Post Digestion Spike Duplicate		Run: SUB-C112828				12/29/08 14:36		
Aluminum	0.0553	mg/L	0.10	92	70	130	0	20	
Chromium	0.0488	mg/L	0.050	98	70	130	0	20	
Vanadium	0.0497	mg/L	0.10	98	70	130	0	20	
Method: E245.1							Batch: B_36516		
Sample ID: MB-36516	Method Blank		Run: SUB-B122673				12/26/08 14:51		
Mercury	ND	mg/L	5E-05						
Sample ID: LFB-36516	Laboratory Fortified Blank		Run: SUB-B122673				12/26/08 14:53		
Mercury	0.0019	mg/L	0.0010	97	85	115			
Sample ID: B08121922-007JMS	Sample Matrix Spike		Run: SUB-B122673				12/26/08 15:26		
Mercury	0.0020	mg/L	0.0010	99	70	130			
Sample ID: B08121922-007JMSD	Sample Matrix Spike Duplicate		Run: SUB-B122673				12/26/08 15:28		
Mercury	0.0020	mg/L	0.0010	100	70	130	1	30	
Method: E245.1							Analytical Run: SUB-B122673		
Sample ID: QCS	Initial Calibration Verification Standard						12/26/08 14:40		
Mercury	0.0019	mg/L	0.0010	97	90	110			

Qualifiers:

RL - Analyte reporting limit.

ND - Not detected at the reporting limit.



QA/QC Summary Report

Client: RESPEC Inc

Project: Edgemont

Report Date: 01/28/09

Work Order: R08120281

Analyte	Result	Units	RL	%REC	Low Limit	High Limit	RPD	RPDLimit	Qual
Method: E300.0							Batch: R38961		
Sample ID: LFB0812241709-1	Laboratory Fortified Blank		Run: DIONEX_081224A				12/24/08 16:03		
Chloride	5.87	mg/L	0.50	117	90	110			S
Fluoride	2.05	mg/L	0.10	102	90	110			
Nitrogen, Nitrate as N	2.26	mg/L	0.10	90	90	110			
Nitrogen, Nitrite as N	2.53	mg/L	0.10	101	90	110			
Sulfate	13.5	mg/L	1.0	90	90	110			
Sample ID: LFB0812241709-3	Laboratory Fortified Blank		Run: DIONEX_081224A				12/24/08 16:36		
Chloride	5.47	mg/L	0.50	109	90	110			
Fluoride	2.09	mg/L	0.10	104	90	110			
Nitrogen, Nitrate as N	2.27	mg/L	0.10	91	90	110			
Nitrogen, Nitrite as N	2.52	mg/L	0.10	101	90	110			
Sulfate	13.7	mg/L	1.0	91	90	110			
Sample ID: R08120270-001AMS	Sample Matrix Spike		Run: DIONEX_081224A				12/24/08 17:26		
Chloride	66.5	mg/L	0.54	79	80	120			S
Fluoride	11.3	mg/L	0.10	99	80	120			
Nitrogen, Nitrate as N	19.3	mg/L	0.13	88	80	120			
Nitrogen, Nitrite as N	11.9	mg/L	0.29	95	80	120			
Sulfate	353	mg/L	1.0		80	120			A
Sample ID: R08120270-001AMSD	Sample Matrix Spike Duplicate		Run: DIONEX_081224A				12/24/08 17:42		
Chloride	65.4	mg/L	0.54	74	80	120	1.7	10	S
Fluoride	11.3	mg/L	0.10	98	80	120	0.5	10	
Nitrogen, Nitrate as N	19.0	mg/L	0.13	85	80	120	1.6	10	
Nitrogen, Nitrite as N	11.7	mg/L	0.29	94	80	120	1.4	10	
Sulfate	348	mg/L	1.0		80	120	1.6	10	A

Qualifiers:

RL - Analyte reporting limit.

ND - Not detected at the reporting limit.

A - The analyte level was greater than four times the spike level. In accordance with the method % recovery is not calculated.

S - Spike recovery outside of advisory limits.



QA/QC Summary Report

Client: RESPEC Inc

Project: Edgemont

Report Date: 01/28/09

Work Order: R08120281

Analyte	Result	Units	RL	%REC	Low Limit	High Limit	RPD	RPDLimit	Qual
Method: E900.0							Batch: C_GrAB-0591		
Sample ID: MB-GrAB-0591	Method Blank				Run: SUB-C113561			01/14/09 22:47	
Gross Alpha	-0.2	pCi/L							U
Gross Beta	-1	pCi/L							U
Sample ID: UNAT-GrAB-0591	Laboratory Control Sample				Run: SUB-C113561			01/14/09 22:47	
Gross Alpha	130	pCi/L		95	70	130			
Sample ID: Cs137-GrAB-0591	Laboratory Control Sample				Run: SUB-C113561			01/14/09 22:47	
Gross Beta	83	pCi/L		91	70	130			
Sample ID: C09010049-001AMS	Sample Matrix Spike				Run: SUB-C113561			01/14/09 22:47	
Gross Alpha	170	pCi/L		122	70	130			
Sample ID: C09010049-001AMSD	Sample Matrix Spike Duplicate				Run: SUB-C113561			01/14/09 22:47	
Gross Alpha	170	pCi/L		121	70	130	1	17	
Sample ID: C09010049-001AMS	Sample Matrix Spike				Run: SUB-C113561			01/14/09 22:47	
Gross Beta	95	pCi/L		100	70	130			
Sample ID: C09010049-001AMSD	Sample Matrix Spike Duplicate				Run: SUB-C113561			01/14/09 22:47	
Gross Beta	97	pCi/L		102	70	130	2	16.1	

Qualifiers:

RL - Analyte reporting limit.

ND - Not detected at the reporting limit.

U - Not detected at minimum detectable concentration



QA/QC Summary Report

Client: RESPEC Inc
Project: Edgemont

Report Date: 01/28/09
Work Order: R08120281

Analyte	Result	Units	RL	%REC	Low Limit	High Limit	RPD	RPDLimit	Qual
Method: E901.1							Batch: C_R112957		
Sample ID: LCS-R112957	Laboratory Control Sample				Run: SUB-C112957			12/29/08 12:00	
Americium 241	25000	pCi/L	20	83	70	130			
Cesium 137	43000	pCi/L	20	95	70	130			
Cobalt 60	30000	pCi/L	20	100	70	130			
Sample ID: MB-R112957	Method Blank				Run: SUB-C112957			12/29/08 12:00	
Gross Gamma	ND	pCi/L						U	
Sample ID: R08120281-001H	Sample Duplicate				Run: SUB-C112957			12/29/08 12:00	
Gross Gamma	770	pCi/L					6.9	30	
Sample ID: R08120255-007H	Sample Duplicate				Run: SUB-C112957			12/29/08 12:00	
Americium 241	ND	pCi/L	20				0	30	
Barium 133	ND	pCi/L	20				0	30	
Bismuth 212	ND	pCi/L	20				0	30	
Bismuth 214	780	pCi/L	20				5.6	30	
Cesium 134	ND	pCi/L	20				0	30	
Cesium 137	ND	pCi/L	20				0	30	
Cobalt 60	ND	pCi/L	20				0	30	
Iodine 125	ND	pCi/L	20				0	30	
Iodine 131	ND	pCi/L	20				0	30	
Lead 212	ND	pCi/L	20				0	30	
Lead 214	760	pCi/L	20				1.9	30	
Manganese 54	ND	pCi/L	20				0	30	
Potassium 40	ND	pCi/L	20				0	30	
Radium 223	ND	pCi/L					0	30	
Radium 224	ND	pCi/L					0	30	
Thallium 208	ND	pCi/L	20				0	30	
Thorium 228	ND	pCi/L	20				0	30	
Thorium 234	ND	pCi/L	20				0	30	
Zinc 65	ND	pCi/L	20				0	30	
Radium 228	ND	pCi/L	20				0	30	
Gross Gamma	1500	pCi/L					1.9	30	

Qualifiers:

RL - Analyte reporting limit.

ND - Not detected at the reporting limit.

U - Not detected at minimum detectable concentration



QA/QC Summary Report

Client: RESPEC Inc
Project: Edgemont

Report Date: 01/28/09
Work Order: R08120281

Analyte	Result	Units	RL	%REC	Low Limit	High Limit	RPD	RPDLimit	Qual
Method: E903.0							Batch: C_20988		
Sample ID: R08120255-005I Radium 226	Sample Duplicate 4.3	pCi/L			70	130	10		01/21/09 21:42 40.6
Sample ID: R08120255-010I Radium 226	Sample Matrix Spike 33	pCi/L		95	70	130			01/21/09 23:27
Sample ID: LCS-20988 Radium 226	Laboratory Control Sample 14	pCi/L		98	70	130			01/22/09 01:17
Sample ID: MB-20988 Radium 226	Method Blank -0.3	pCi/L							01/22/09 01:17 U
Method: E903.0							Batch: C_RA226-3344		
Sample ID: R08120255-001H Radium 226	Sample Matrix Spike 27	pCi/L		87	70	130			01/05/09 12:37
Sample ID: R08120255-001H Radium 226	Sample Matrix Spike Duplicate 14	pCi/L		89	70	130	64		01/05/09 12:37 20.9 R
- The RPD for the MSD is high because the MS was spiked twice. The individual spike recoveries are within range, the MB is acceptable, and the LCS is within range, therefore the batch is approved.									
Sample ID: MB-RA226-3344 Radium 226	Method Blank -0.09	pCi/L							01/05/09 15:43 U
Sample ID: LCS-RA226-3344 Radium 226	Laboratory Control Sample 7.1	pCi/L		90	70	130			01/05/09 15:43
Method: E907.0							Batch: C_20988		
Sample ID: C08120794-003AMS Thorium 230	Sample Matrix Spike 25.2	pCi/Filter	0.20	109	70	130			01/08/09 08:37
Sample ID: C08120794-003AMSD Thorium 230	Sample Matrix Spike Duplicate 24.1	pCi/Filter	0.20	103	70	130	4.2		01/08/09 08:37 58.2
Sample ID: LCS-20988 Thorium 230	Laboratory Control Sample 4.86	pCi/L	0.20	104	70	130			01/08/09 08:37
Sample ID: MB-20988 Thorium 230	Method Blank -0.1	pCi/L							01/08/09 08:37 U

Qualifiers:

RL - Analyte reporting limit.
R - RPD exceeds advisory limit.

ND - Not detected at the reporting limit.
U - Not detected at minimum detectable concentration



QA/QC Summary Report

Client: RESPEC Inc

Project: Edgemont

Report Date: 01/28/09

Work Order: R08120281

Analyte	Result	Units	RL	%REC	Low Limit	High Limit	RPD	RPDLimit	Qual
Method: E907.0							Batch: C_RA-TH-ISO-0725		
Sample ID: LCS-RA-TH-ISO-0725	Laboratory Control Sample				Run: SUB-C113665				01/14/09 16:00
Thorium 230	4.80	pCi/L	0.20	96	70	130			
Sample ID: R08120281-001H	Sample Matrix Spike				Run: SUB-C113665				01/14/09 16:00
Thorium 230	23.8	pCi/L	0.20	98	70	130			
Sample ID: R08120281-001H	Sample Matrix Spike Duplicate				Run: SUB-C113665				01/14/09 16:00
Thorium 230	21.0	pCi/L	0.20	92	70	130	12	41.1	
Sample ID: MB-RA-TH-ISO-0725	Method Blank				Run: SUB-C113665				01/15/09 09:54
Thorium 230	0.07	pCi/L							U
Method: E909.0M							Batch: C_20988		
Sample ID: R08120255-009I	Sample Matrix Spike				Run: SUB-C113352				01/06/09 10:06
Lead 210	1200	pCi/L		99	70	130			
Sample ID: R08120255-009I	Sample Matrix Spike Duplicate				Run: SUB-C113352				01/06/09 10:06
Lead 210	1300	pCi/L		113	70	130	13	30	
Sample ID: MB-R113352	Method Blank				Run: SUB-C113352				01/06/09 10:06
Lead 210	-2	pCi/L							U
Sample ID: LCS-R113352	Laboratory Control Sample				Run: SUB-C113352				01/06/09 10:06
Lead 210	56	pCi/L		50	70	130			S
- LCS response is outside of the acceptance range for this analysis. Since the MS and MSD recoveries are acceptable the batch is approved.									
Method: E909.0M							Batch: C_R113310		
Sample ID: R08120255-004H	Sample Matrix Spike				Run: SUB-C113310				12/30/08 08:13
Lead 210	57	pCi/L		47	70	130			S
- Spike response is outside of the acceptance range for this analysis. Since the LCS and the MB are acceptable the batch is approved.									
Sample ID: R08120255-010H	Sample Duplicate				Run: SUB-C113310				12/30/08 08:13
Lead 210	4.7	pCi/L					32	30	UR
- The Sample and the Duplicate are both below the MDC; the RPD is acceptable.									
Sample ID: MB-R113310	Method Blank				Run: SUB-C113310				12/30/08 08:13
Lead 210	0.5	pCi/L							U
Sample ID: LCS-R113310	Laboratory Control Sample				Run: SUB-C113310				12/30/08 08:13
Lead 210	62	pCi/L		106	70	130			

Qualifiers:

RL - Analyte reporting limit.

R - RPD exceeds advisory limit.

U - Not detected at minimum detectable concentration

ND - Not detected at the reporting limit.

S - Spike recovery outside of advisory limits.



QA/QC Summary Report

Client: RESPEC Inc

Project: Edgemont

Report Date: 01/28/09

Work Order: R08120281

Analyte	Result	Units	RL	%REC	Low Limit	High Limit	RPD	RPDLimit	Qual
Method: RMO-3008							Batch: C_20988		
Sample ID: C08120790-003FMS	Sample Matrix Spike				Run: SUB-C113510			01/16/09 12:03	
Polonium 210	160	pCi/L	1.0	96	70	130			
Sample ID: C08120790-003FMSD	Sample Matrix Spike Duplicate				Run: SUB-C113510			01/16/09 12:03	
Polonium 210	150	pCi/L	1.0	90	70	130	6.2	55.7	
Sample ID: LCS-20988	Laboratory Control Sample				Run: SUB-C113510			01/16/09 12:03	
Polonium 210	84	pCi/L	1.0	98	70	130			
Sample ID: MB-20988	Method Blank				Run: SUB-C113510			01/16/09 12:03	
Polonium 210	0.2	pCi/L							U
Method: RMO-3008							Batch: C_PO210-0173		
Sample ID: C08120771-001KMS	Sample Matrix Spike				Run: SUB-C113513			01/09/09 13:47	
Polonium 210	15	pCi/L	1.0	98	70	130			
Sample ID: C08120771-001KMSD	Sample Matrix Spike Duplicate				Run: SUB-C113513			01/09/09 13:47	
Polonium 210	12	pCi/L	1.0	78	70	130	22	50.6	
Sample ID: LCS-PO210-0173	Laboratory Control Sample				Run: SUB-C113513			01/09/09 13:47	
Polonium 210	18	pCi/L	1.0	103	70	130			
Sample ID: MB-PO210-0173	Method Blank				Run: SUB-C113513			01/12/09 09:22	
Polonium 210	0.05	pCi/L							U

Qualifiers:

RL - Analyte reporting limit.

ND - Not detected at the reporting limit.

U - Not detected at minimum detectable concentration

**** REPORT ****

RESPEC Inc
Cory Foreman
3824 Jet Dr
Rapid City SD 57701



Chain of Custody and Analytical Request Record

Page of

PLEASE PRINT- Provide as much information as possible.

Company Name: Scott Env.		Project Name, PWS, Permit, Etc. Powertech - Burdock/Dwy		Sample Origin State: <u> </u>		EPA/State Compliance: Yes <input type="checkbox"/> No <input type="checkbox"/>	
Report Mail Address: RESPEC		Contact Name: Allen Scott		Phone/Fax: <u> </u>		Sampler: (Please Print) <u> </u>	
Invoice Address: RESPEC		Invoice Contact & Phone: <u> </u>		Purchase Order: <u> </u>		Quote/Bottle Order: <u> </u>	
Special Report/Formats - ELI must be notified prior to sample submittal for the following: <input type="checkbox"/> DW <input type="checkbox"/> GSA <input type="checkbox"/> POTW/WWTP <input type="checkbox"/> State: <u> </u> <input type="checkbox"/> Other: <u> </u> <input type="checkbox"/> A2LA <input type="checkbox"/> EDD/EDT (Electronic Data) Format: <u> </u> <input type="checkbox"/> LEVEL IV <input type="checkbox"/> NELAC		ANALYSIS REQUESTED SEE ATTACHED as per quote		Normal Turnaround (TAT) R U S H		Contact ELI prior to RUSH sample submittal for charges and scheduling - See Instruction Page Comments: <u> </u>	
SAMPLE IDENTIFICATION (Name, Location, Interval, etc.) 60 W 688		Collection Date 12-22		Collection Time 9:45		Shipped by: <u> </u>	
Number of Containers Sample Type: A W S V B O Vegetation Bioassay Other		MATRIX Water		Receipt Temp 6.8 °C		Cooler ID(s): <u> </u>	
				On Ice: <input checked="" type="radio"/> Yes <input type="radio"/> No		Custody Seal Y N Intact Y N Signature Match Y N	
1						LABORATORY USE ONLY	
2						12/28/2008	
3							
4							
5							
6							
7							
8							
9							
10							
Relinquished by (print): Allen Scott		Date/Time: 12-22-08 11:06		Received by (print): Allen Scott		Date/Time: <u> </u>	
Relinquished by (print): <u> </u>		Date/Time: <u> </u>		Received by (print): <u> </u>		Date/Time: <u> </u>	
Sample Disposal: <u> </u>		Return to Client: <u> </u>		Lab Disposal: <u> </u>		Signature: <u> </u>	
Custody Record MUST be Signed				Signature: Steve Proband		Date/Time: 12-22-08 11:06	

In certain circumstances, samples submitted to Energy Laboratories, Inc. may be subcontracted to other certified laboratories in order to complete the analysis requested. This serves as notice of this possibility. All sub-contract data will be clearly notated on your analytical report. Visit our web site at www.energylab.com for additional information, downloadable fee schedule, forms, and links.



ANALYTICAL SUMMARY REPORT

March 17, 2009

Cory Foreman
RESPEC Inc
3824 Jet Dr
Rapid City, SD 57701-

Workorder No.: R09010301 Quote ID: R286
Project Name: Edgemont

Energy Laboratories Inc. received the following 14 samples for RESPEC Inc on 1/21/2009 for analysis.

Sample ID	Client Sample ID	Collect Date	Receive Date	Matrix	Test
R09010301-001	DewBurd BLK01	01/20/09 7:00	01/21/09	Aqueous	Metals by ICP/ICPMS, Dissolved Metals by ICP/ICPMS, Suspended Metals by ICP/ICPMS, Total Alkalinity Conductivity Mercury, Total Selenium, Dissolved Selenium, Dissolved Selenium, Dissolved Anions by Ion Chromatography Nitrogen, Ammonia Oxidation Reduction Potential pH Digestion, Total Metals Digestion, Total Metals Dissolved Filtration Digestion, Mercury by CVAA Gross Alpha, Gross Beta Gross Gamma, Dissolved Lead 210, Dissolved Lead 210, Suspended Polonium 210, Dissolved Polonium 210, Suspended Radium 226, Dissolved Radium 226, Suspended Radon 222 Thorium, Isotopic Thorium, Suspended Isotopic Sodium Adsorption Ratio Solids, Total Dissolved



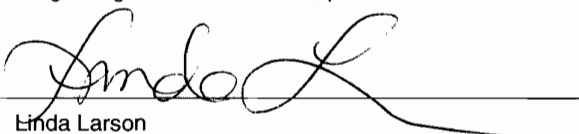
ANALYTICAL SUMMARY REPORT

R09010301-002 DewBurd GW622	01/20/09 10:51 01/21/09	Aqueous	Metals by ICP/ICPMS, Dissolved Metals by ICP/ICPMS, Suspended Metals by ICP/ICPMS, Total Alkalinity Anion - Cation Balance Conductivity Mercury, Total Selenium, Dissolved Selenium, Dissolved Selenium, Dissolved Anions by Ion Chromatography Nitrogen, Ammonia Oxidation Reduction Potential pH Digestion, Total Metals Digestion, Total Metals Dissolved Filtration Digestion, Mercury by CVAA Gross Alpha, Gross Beta Gross Gamma, Dissolved Lead 210, Dissolved Lead 210, Suspended Polonium 210, Dissolved Polonium 210, Suspended Radium 226, Dissolved Radium 226, Suspended Radon 222 Thorium, Isotopic Thorium, Suspended Isotopic Sodium Adsorption Ratio Solids, Total Dissolved
R09010301-003 DewBurd GW622	01/20/09 10:55 01/21/09	Aqueous	Same As Above
R09010301-004 DewBurd GW615	01/20/09 11:10 01/21/09	Aqueous	Same As Above
R09010301-005 DewBurd GW695	01/20/09 12:15 01/21/09	Aqueous	Same As Above
R09010301-006 DewBurd GW697	01/20/09 12:35 01/21/09	Aqueous	Same As Above
R09010301-007 DewBurd GW681	01/20/09 12:50 01/21/09	Aqueous	Same As Above
R09010301-008 DewBurd GW689	01/20/09 13:05 01/21/09	Aqueous	Same As Above
R09010301-009 DewBurd GW698	01/20/09 14:07 01/21/09	Aqueous	Same As Above
R09010301-010 DewBurd GW3026	01/20/09 14:25 01/21/09	Aqueous	Same As Above
R09010301-011 DewBurd GW680	01/20/09 15:25 01/21/09	Aqueous	Same As Above
R09010301-012 DewBurd GW688	01/20/09 15:35 01/21/09	Aqueous	Same As Above
R09010301-013 DewBurd GW696	01/20/09 16:55 01/21/09	Aqueous	Same As Above
R09010301-014 DewBurd GW694	01/20/09 17:00 01/21/09	Aqueous	Same As Above

As appropriate, any exceptions or problems with the analyses are noted in the Laboratory Analytical Report, the QA/QC Summary Report, or the Case Narrative.

If you have any questions regarding these tests results, please call.

Report Approved By:



Linda Larson
Rapid City - Project Manager



LABORATORY ANALYTICAL REPORT

Client: RESPEC Inc
Project: Edgemont
Lab ID: R09010301-001
Client Sample ID: DewBurd BLK01

Report Date: 03/17/09
Collection Date: 01/20/09 07:00
Date Received: 01/21/09
Matrix: AQUEOUS

Analyses	Result	Units	Qual	RL	MCL/		Method	Analysis Date / By
					QCL	DF		
MAJOR IONS								
Alkalinity, Total as CaCO3	ND	mg/L		5		1	A2320 B	01/26/09 13:53/mb
Carbonate as CO3	ND	mg/L		5		1	A2320 B	01/26/09 13:53/mb
Bicarbonate as HCO3	ND	mg/L		5		1	A2320 B	01/26/09 13:53/mb
Calcium	ND	mg/L		0.5		1	E200.7	01/30/09 19:47/eli-c
Chloride	ND	mg/L		1		1	E300.0	01/21/09 22:11/jmh
Fluoride	ND	mg/L		0.1		1	E300.0	01/21/09 22:11/jmh
Magnesium	ND	mg/L		0.5		1	E200.7	01/30/09 19:47/eli-c
Nitrogen, Ammonia as N	ND	mg/L		0.1		1	A4500-NH3 G	01/21/09 17:07/jmh
Nitrogen, Nitrate as N	ND	mg/L		0.1		1	E300.0	01/21/09 22:11/jmh
Nitrogen, Nitrite as N	ND	mg/L		0.1		1	E300.0	01/21/09 22:11/jmh
Potassium	ND	mg/L		0.5		1	E200.7	01/30/09 19:47/eli-c
Sodium	ND	mg/L		0.5		1	E200.7	01/30/09 19:47/eli-c
Sulfate	ND	mg/L		1		1	E300.0	01/21/09 22:11/jmh
Silica	ND	mg/L		0.2		1	E200.7	01/30/09 19:47/eli-c
PHYSICAL PROPERTIES								
Conductivity @ 25 C	ND	umhos/cm		5.0		1	A2510 B	01/22/09 14:46/tb
Oxidation-Reduction Potential	310	mV				1	A2580 B	01/27/09 11:00/jmh
pH	6.01	s.u.		0.01		1	A4500-H B	01/22/09 10:01/tb
Sodium Adsorption Ratio (SAR)	ND	unitless		0.10		1	Calculation	03/16/09 16:28/ADM
Solids, Total Dissolved TDS @ 180 C	ND	mg/L		5		1	A2540 C	01/26/09 09:14/mb
METALS - DISSOLVED								
Aluminum	ND	mg/L		0.1		2	E200.7	02/20/09 13:02/eli-c
Arsenic	ND	mg/L		0.001		1	E200.8	01/30/09 17:36/eli-c
Barium	ND	mg/L		0.1		1	E200.8	01/30/09 17:36/eli-c
Boron	ND	mg/L		0.1		1	E200.7	01/30/09 19:47/eli-c
Cadmium	ND	mg/L		0.005		1	E200.8	01/30/09 17:36/eli-c
Chromium	ND	mg/L		0.05		1	E200.8	01/30/09 17:36/eli-c
Copper	ND	mg/L		0.01		1	E200.8	01/30/09 17:36/eli-c
Iron	ND	mg/L		0.03		1	E200.7	01/30/09 19:47/eli-c
Lead	ND	mg/L		0.001		1	E200.8	01/30/09 17:36/eli-c
Manganese	ND	mg/L		0.01		1	E200.8	01/30/09 17:36/eli-c
Mercury	ND	mg/L		0.001		1	E200.8	01/30/09 17:36/eli-c
Molybdenum	ND	mg/L		0.1		1	E200.8	01/30/09 17:36/eli-c
Nickel	ND	mg/L		0.05		1	E200.8	01/30/09 17:36/eli-c
Selenium	ND	mg/L		0.001		1	A3114 B	02/25/09 10:07/eli-c
Silver	ND	mg/L		0.005		1	E200.8	01/30/09 17:36/eli-c
Thorium 232	ND	mg/L		0.005		1	E200.8	01/30/09 17:36/eli-c
Uranium	ND	mg/L		0.0003		1	E200.8	01/30/09 17:36/eli-c

Report RL - Analyte reporting limit.
Definitions: QCL - Quality control limit.

MCL - Maximum contaminant level.
ND - Not detected at the reporting limit.

Page 1 of 42



LABORATORY ANALYTICAL REPORT

Client: RESPEC Inc
Project: Edgemont
Lab ID: R09010301-001
Client Sample ID: DewBurd BLK01

Report Date: 03/17/09
Collection Date: 01/20/09 07:00
Date Received: 01/21/09
Matrix: AQUEOUS

Analyses	Result	Units	Qual	MCL/		DF	Method	Analysis Date / By
				RL	QCL			
METALS - DISSOLVED								
Vanadium	ND	mg/L		0.1		1	E200.8	01/30/09 17:36/eli-c
Zinc	ND	mg/L		0.01		1	E200.8	01/30/09 17:36/eli-c
METALS - SUSPENDED								
Uranium	ND	mg/L		0.0003		1	E200.8	02/18/09 22:55/eli-c
METALS - SPECIATED								
Selenium-IV	ND	mg/L		0.001		1	A3114 B	02/24/09 16:06/eli-c
Selenium-VI	ND	mg/L		0.001		1	A3114 B	02/25/09 11:07/eli-c
RADIONUCLIDES - DISSOLVED								
Gross Alpha	2.6	pCi/L				1	E900.0	02/06/09 03:24/eli-ca
Gross Alpha precision (±)	0.7	pCi/L				1	E900.0	02/06/09 03:24/eli-ca
Gross Alpha MDC	0.8	pCi/L				1	E900.0	02/06/09 03:24/eli-ca
Gross Beta	-1	pCi/L	U			1	E900.0	02/06/09 03:24/eli-ca
Gross Beta precision (±)	1.4	pCi/L				1	E900.0	02/06/09 03:24/eli-ca
Gross Beta MDC	2.5	pCi/L				1	E900.0	02/06/09 03:24/eli-ca
Lead 210	0.6	pCi/L	U			1	E909.0M	02/03/09 10:43/eli-c
Lead 210 precision (±)	2.5	pCi/L				1	E909.0M	02/03/09 10:43/eli-c
Lead 210 MDC	4.2	pCi/L				1	E909.0M	02/03/09 10:43/eli-c
Polonium 210	0.050	pCi/L	U			1	RMO-3008	02/13/09 14:35/eli-c
Polonium 210 MDC	0.67	pCi/L				1	RMO-3008	02/13/09 14:35/eli-c
Polonium 210 precision (±)	0.30	pCi/L				1	RMO-3008	02/13/09 14:35/eli-c
Radium 226	-0.2	pCi/L	U			1	E903.0	02/05/09 12:53/eli-ca
Radium 226 precision (±)	0.09	pCi/L				1	E903.0	02/05/09 12:53/eli-ca
Thorium 230	0.0	pCi/L	U	0.2		1	E907.0	02/05/09 16:35/eli-c
Thorium 230 precision (±)	0.08	pCi/L				1	E907.0	02/05/09 16:35/eli-c
Gross Gamma	0.0	pCi/L	U			1	E901.1	02/04/09 14:00/eli-c
Gross Gamma precision (±)	20	pCi/L				1	E901.1	02/04/09 14:00/eli-c
- The MDC for Pb-210 per RG 4.14 is 1 pCi/L. The current technique can achieve an MDC of about 5 pCi/L if we have sufficient sample to process 1.0 L, and this is reported on a sample specific basis. Please consult with your local regulatory agent prior to using these results for compliance purposes.								
RADIONUCLIDES - SUSPENDED								
Lead 210	6.7	pCi/L	U			1	E909.0M	02/12/09 09:35/eli-c
Lead 210 precision (±)	5.2	pCi/L				1	E909.0M	02/12/09 09:35/eli-c
Lead 210 MDC	8.5	pCi/L				1	E909.0M	02/12/09 09:35/eli-c
Polonium 210	0.045	pCi/L	U			1	RMO-3008	02/19/09 09:56/eli-c
Polonium 210 precision (±)	0.26	pCi/L				1	RMO-3008	02/19/09 09:56/eli-c
Polonium 210 MDC	0.56	pCi/L				1	RMO-3008	02/19/09 09:56/eli-c
Radium 226	-0.4	pCi/L	U			1	E903.0	02/18/09 13:43/eli-ca
Radium 226 precision (±)	0.2	pCi/L				1	E903.0	02/18/09 13:43/eli-ca

Report RL - Analyte reporting limit.
Definitions: QCL - Quality control limit.
MDC - Minimum detectable concentration

MCL - Maximum contaminant level.
ND - Not detected at the reporting limit.
U - Not detected at minimum detectable concentration

Page 2 of 42



LABORATORY ANALYTICAL REPORT

Client: RESPEC Inc
Project: Edgemont
Lab ID: R09010301-001
Client Sample ID: DewBurd BLK01

Report Date: 03/17/09
Collection Date: 01/20/09 07:00
Date Received: 01/21/09
Matrix: AQUEOUS

Analyses	Result	Units	Qual	RL	MCL/		Method	Analysis Date / By
					QCL	DF		
RADIONUCLIDES - SUSPENDED								
Radium 226 MDC	0.5	pCi/L				1	E903.0	02/18/09 13:43/eli-ca
Thorium 230	-0.1	pCi/L	U	0.2		1	E907.0	03/03/09 16:30/eli-c
Thorium 230 precision (±)	0.2	pCi/L				1	E907.0	03/03/09 16:30/eli-c
- The MDC for Pb-210 per RG 4.14 is 1 pCi/L. The current technique can achieve an MDC of about 5 pCi/L if we have sufficient sample to process 1.0 L, and this is reported on a sample specific basis. Please consult with your local regulatory agent prior to using these results for compliance purposes.								
RADIONUCLIDES - TOTAL								
Radon 222	141	pCi/L		100		1	D5072-92	01/23/09 14:10/eli-c
Radon 222 precision (±)	60.9	pCi/L				1	D5072-92	01/23/09 14:10/eli-c
TOTAL METALS ANALYSES								
Antimony	ND	mg/L		0.003		1	E200.8	01/30/09 20:19/eli-c
Arsenic	ND	mg/L		0.001		1	E200.8	01/30/09 20:19/eli-c
Barium	ND	mg/L		0.1		1	E200.8	01/30/09 20:19/eli-c
Beryllium	ND	mg/L		0.001		1	E200.8	01/30/09 20:19/eli-c
Boron	ND	mg/L		0.1		1	E200.7	02/05/09 18:55/eli-c
Cadmium	ND	mg/L		0.005		1	E200.8	01/30/09 20:19/eli-c
Chromium	ND	mg/L		0.05		1	E200.8	01/30/09 20:19/eli-c
Copper	ND	mg/L		0.01		1	E200.8	01/30/09 20:19/eli-c
Iron	ND	mg/L		0.03		1	E200.7	02/05/09 18:55/eli-c
Lead	ND	mg/L		0.001		1	E200.8	01/30/09 20:19/eli-c
Manganese	ND	mg/L		0.01		1	E200.8	01/30/09 20:19/eli-c
Mercury	ND	mg/L		0.001		1	E245.1	01/26/09 10:22/eli-b
Molybdenum	ND	mg/L		0.1		1	E200.8	01/30/09 20:19/eli-c
Nickel	ND	mg/L		0.05		1	E200.8	01/30/09 20:19/eli-c
Selenium	ND	mg/L		0.001		1	E200.8	02/06/09 15:37/eli-c
Silver	ND	mg/L		0.005		1	E200.8	01/30/09 20:19/eli-c
Strontium	ND	mg/L		0.1		1	E200.8	01/30/09 20:19/eli-c
Thallium	ND	mg/L		0.001		1	E200.8	01/30/09 20:19/eli-c
Uranium	ND	mg/L		0.0003		1	E200.8	01/30/09 20:19/eli-c
Zinc	ND	mg/L		0.01		1	E200.8	01/30/09 20:19/eli-c

Report RL - Analyte reporting limit.
Definitions: QCL - Quality control limit.
MDC - Minimum detectable concentration

MCL - Maximum contaminant level.
ND - Not detected at the reporting limit.
U - Not detected at minimum detectable concentration

Page 3 of 42



LABORATORY ANALYTICAL REPORT

Client: RESPEC Inc
Project: Edgemont
Lab ID: R09010301-002
Client Sample ID: DewBurd GW622

Report Date: 03/17/09
Collection Date: 01/20/09 10:51
Date Received: 01/21/09
Matrix: AQUEOUS

Analyses	Result	Units	Qual	RL	MCL/ QCL	DF	Method	Analysis Date / By
MAJOR IONS								
Alkalinity, Total as CaCO ₃	176	mg/L		5		1	A2320 B	01/26/09 13:55/mb
Carbonate as CO ₃	ND	mg/L		5		1	A2320 B	01/26/09 13:55/mb
Bicarbonate as HCO ₃	215	mg/L		5		1	A2320 B	01/26/09 13:55/mb
Calcium	84.7	mg/L		0.5		1	E200.7	01/30/09 19:52/eli-c
Chloride	10	mg/L		1		1	E300.0	01/21/09 23:50/jmh
Fluoride	0.6	mg/L		0.1		1	E300.0	01/21/09 23:50/jmh
Magnesium	29.7	mg/L		0.5		1	E200.7	01/30/09 19:52/eli-c
Nitrogen, Ammonia as N	ND	mg/L		0.1		1	A4500-NH ₃ G	01/21/09 17:08/jmh
Nitrogen, Nitrate as N	ND	mg/L		0.1		1	E300.0	01/21/09 23:50/jmh
Nitrogen, Nitrite as N	ND	mg/L		0.1		1	E300.0	01/21/09 23:50/jmh
Potassium	12.2	mg/L		0.5		1	E200.7	01/30/09 19:52/eli-c
Sodium	173	mg/L		0.5		1	E200.7	01/30/09 19:52/eli-c
Sulfate	499	mg/L	D	3		50	E300.0	01/21/09 23:00/jmh
Silica	7.4	mg/L		0.2		1	E200.7	01/30/09 19:52/eli-c
PHYSICAL PROPERTIES								
Conductivity @ 25 C	1310	umhos/cm		5.0		1	A2510 B	01/22/09 14:48/tb
Oxidation-Reduction Potential	270	mV				1	A2580 B	01/27/09 11:00/jmh
pH	7.46	s.u.		0.01		1	A4500-H B	01/22/09 10:02/tb
Sodium Adsorption Ratio (SAR)	4.1	unitless		0.10		1	Calculation	03/16/09 16:28/ADM
Solids, Total Dissolved TDS @ 180 C	900	mg/L		5		1	A2540 C	01/26/09 09:15/mb
METALS - DISSOLVED								
Aluminum	ND	mg/L		0.1		1	E200.8	02/18/09 14:01/eli-c
Arsenic	ND	mg/L		0.001		1	E200.8	01/30/09 17:43/eli-c
Barium	ND	mg/L		0.1		1	E200.8	01/30/09 17:43/eli-c
Boron	ND	mg/L		0.1		1	E200.7	01/30/09 19:52/eli-c
Cadmium	ND	mg/L		0.005		1	E200.8	01/30/09 17:43/eli-c
Chromium	ND	mg/L		0.05		1	E200.8	01/30/09 17:43/eli-c
Copper	ND	mg/L		0.01		1	E200.8	01/30/09 17:43/eli-c
Iron	ND	mg/L		0.03		1	E200.7	01/30/09 19:52/eli-c
Lead	ND	mg/L		0.001		1	E200.8	01/30/09 17:43/eli-c
Manganese	0.17	mg/L		0.01		1	E200.8	01/30/09 17:43/eli-c
Mercury	ND	mg/L		0.001		1	E200.8	01/30/09 17:43/eli-c
Molybdenum	ND	mg/L		0.1		1	E200.8	01/30/09 17:43/eli-c
Nickel	ND	mg/L		0.05		1	E200.8	01/30/09 17:43/eli-c
Selenium	ND	mg/L		0.001		1	A3114 B	02/25/09 10:14/eli-c
Silver	ND	mg/L		0.005		1	E200.8	01/30/09 17:43/eli-c
Thorium 232	ND	mg/L		0.005		1	E200.8	01/30/09 17:43/eli-c
Uranium	0.0029	mg/L		0.0003		1	E200.8	01/30/09 17:43/eli-c

Report RL - Analyte reporting limit.
Definitions: QCL - Quality control limit.
D - RL increased due to sample matrix interference.

MCL - Maximum contaminant level.
ND - Not detected at the reporting limit.

Page 4 of 42



LABORATORY ANALYTICAL REPORT

Client: RESPEC Inc
Project: Edgemont
Lab ID: R09010301-002
Client Sample ID: DewBurd GW622

Report Date: 03/17/09
Collection Date: 01/20/09 10:51
Date Received: 01/21/09
Matrix: AQUEOUS

Analyses	Result	Units	Qual	RL	MCL/ QCL	DF	Method	Analysis Date / By
METALS - DISSOLVED								
Vanadium	ND	mg/L		0.1		1	E200.8	01/30/09 17:43/eli-c
Zinc	ND	mg/L		0.01		1	E200.8	01/30/09 17:43/eli-c
METALS - SUSPENDED								
Uranium	0.0003	mg/L		0.0003		1	E200.8	02/18/09 22:59/eli-c
METALS - SPECIATED								
Selenium-IV	ND	mg/L		0.001		1	A3114 B	02/24/09 16:12/eli-c
Selenium-VI	ND	mg/L		0.001		1	A3114 B	02/25/09 11:07/eli-c
RADIONUCLIDES - DISSOLVED								
Gross Alpha	36.4	pCi/L				1	E900.0	02/06/09 03:23/eli-ca
Gross Alpha precision (±)	4.3	pCi/L				1	E900.0	02/06/09 03:23/eli-ca
Gross Alpha MDC	3.5	pCi/L				1	E900.0	02/06/09 03:23/eli-ca
Gross Beta	16.0	pCi/L				1	E900.0	02/06/09 03:23/eli-ca
Gross Beta precision (±)	2.9	pCi/L				1	E900.0	02/06/09 03:23/eli-ca
Gross Beta MDC	4.4	pCi/L				1	E900.0	02/06/09 03:23/eli-ca
Lead 210	0.3	pCi/L	U			1	E909.0M	02/03/09 10:43/eli-c
Lead 210 precision (±)	2.5	pCi/L				1	E909.0M	02/03/09 10:43/eli-c
Lead 210 MDC	4.2	pCi/L				1	E909.0M	02/03/09 10:43/eli-c
Polonium 210	0.063	pCi/L	U			1	RMO-3008	02/13/09 14:35/eli-c
Polonium 210 MDC	0.69	pCi/L				1	RMO-3008	02/13/09 14:35/eli-c
Polonium 210 precision (±)	0.32	pCi/L				1	RMO-3008	02/13/09 14:35/eli-c
Radium 226	2.9	pCi/L				1	E903.0	02/05/09 12:53/eli-ca
Radium 226 precision (±)	0.4	pCi/L				1	E903.0	02/05/09 12:53/eli-ca
Thorium 230	0.0	pCi/L	U	0.2		1	E907.0	02/05/09 16:36/eli-c
Thorium 230 precision (±)	0.1	pCi/L				1	E907.0	02/05/09 16:36/eli-c
Gross Gamma	160	pCi/L				1	E901.1	02/04/09 14:00/eli-c
Gross Gamma precision (±)	73	pCi/L				1	E901.1	02/04/09 14:00/eli-c
- The MDC for Pb-210 per RG 4.14 is 1 pCi/L. The current technique can achieve an MDC of about 5 pCi/L if we have sufficient sample to process 1.0 L, and this is reported on a sample specific basis. Please consult with your local regulatory agent prior to using these results for compliance purposes.								
RADIONUCLIDES - SUSPENDED								
Lead 210	8.1	pCi/L	U			1	E909.0M	02/12/09 09:35/eli-c
Lead 210 precision (±)	5.2	pCi/L				1	E909.0M	02/12/09 09:35/eli-c
Lead 210 MDC	8.5	pCi/L				1	E909.0M	02/12/09 09:35/eli-c
Polonium 210	0.77	pCi/L				1	RMO-3008	02/19/09 09:56/eli-c
Polonium 210 precision (±)	0.56	pCi/L				1	RMO-3008	02/19/09 09:56/eli-c
Polonium 210 MDC	0.53	pCi/L				1	RMO-3008	02/19/09 09:56/eli-c
Radium 226	0.2	pCi/L	U			1	E903.0	02/18/09 13:43/eli-ca
Radium 226 precision (±)	0.3	pCi/L				1	E903.0	02/18/09 13:43/eli-ca

Report RL - Analyte reporting limit.
Definitions: QCL - Quality control limit.
MDC - Minimum detectable concentration

MCL - Maximum contaminant level.
ND - Not detected at the reporting limit.
U - Not detected at minimum detectable concentration

Page 5 of 42



LABORATORY ANALYTICAL REPORT

Client: RESPEC Inc
Project: Edgemont
Lab ID: R09010301-002
Client Sample ID: DewBurd GW622

Report Date: 03/17/09
Collection Date: 01/20/09 10:51
Date Received: 01/21/09
Matrix: AQUEOUS

Analyses	Result	Units	Qual	RL	MCL/	DF	Method	Analysis Date / By
					QCL			
RADIONUCLIDES - SUSPENDED								
Radium 226 MDC	0.5	pCi/L				1	E903.0	02/18/09 13:43/eli-ca
Thorium 230	0.1	pCi/L	U	0.2		1	E907.0	03/03/09 16:30/eli-c
Thorium 230 precision (±)	0.3	pCi/L				1	E907.0	03/03/09 16:30/eli-c
- The MDC for Pb-210 per RG 4.14 is 1 pCi/L. The current technique can achieve an MDC of about 5 pCi/L if we have sufficient sample to process 1.0 L, and this is reported on a sample specific basis. Please consult with your local regulatory agent prior to using these results for compliance purposes.								
RADIONUCLIDES - TOTAL								
Radon 222	1180	pCi/L		100		1	D5072-92	01/23/09 14:10/eli-c
Radon 222 precision (±)	72.3	pCi/L				1	D5072-92	01/23/09 14:10/eli-c
TOTAL METALS ANALYSES								
Antimony	ND	mg/L		0.003		1	E200.8	02/04/09 16:35/eli-c
Arsenic	0.003	mg/L	D	0.002		1	E200.8	02/04/09 16:35/eli-c
Barium	ND	mg/L		0.1		1	E200.8	02/04/09 16:35/eli-c
Beryllium	ND	mg/L		0.001		1	E200.8	02/04/09 16:35/eli-c
Boron	ND	mg/L		0.1		1	E200.7	02/07/09 03:17/eli-c
Cadmium	ND	mg/L		0.005		1	E200.8	02/04/09 16:35/eli-c
Chromium	ND	mg/L		0.05		1	E200.8	02/04/09 16:35/eli-c
Copper	ND	mg/L		0.01		1	E200.8	02/04/09 16:35/eli-c
Iron	4.06	mg/L		0.03		1	E200.7	02/07/09 03:17/eli-c
Lead	0.008	mg/L		0.001		1	E200.8	02/04/09 16:35/eli-c
Manganese	0.19	mg/L		0.01		1	E200.8	02/04/09 16:35/eli-c
Mercury	ND	mg/L		0.001		1	E245.1	01/26/09 10:24/eli-b
Molybdenum	ND	mg/L		0.1		1	E200.8	02/04/09 16:35/eli-c
Nickel	ND	mg/L		0.05		1	E200.8	02/04/09 16:35/eli-c
Selenium	ND	mg/L	D	0.002		1	E200.8	02/04/09 16:35/eli-c
Silver	ND	mg/L		0.005		1	E200.8	02/04/09 16:35/eli-c
Strontium	1.6	mg/L		0.1		1	E200.8	02/04/09 16:35/eli-c
Thallium	ND	mg/L		0.001		1	E200.8	02/04/09 16:35/eli-c
Uranium	0.0056	mg/L		0.0003		1	E200.8	02/04/09 16:35/eli-c
Zinc	0.08	mg/L		0.01		1	E200.8	02/04/09 16:35/eli-c
DATA QUALITY								
A/C Balance (± 5)	1.07	%				1	A1030 E	03/16/09 00:00/lkl
Anions	14.2	meq/L				1	A1030 E	03/16/09 00:00/lkl
Cations	14.5	meq/L				1	A1030 E	03/16/09 00:00/lkl
Solids, Total Dissolved Calculated	934	mg/L				1	A1030 E	03/16/09 00:00/lkl
TDS Balance (0.80 - 1.20)	0.970					1	A1030 E	03/16/09 00:00/lkl

Report RL - Analyte reporting limit.
Definitions: QCL - Quality control limit.
MDC - Minimum detectable concentration
U - Not detected at minimum detectable concentration

MCL - Maximum contaminant level.
ND - Not detected at the reporting limit.
D - RL increased due to sample matrix interference.

Page 6 of 42



LABORATORY ANALYTICAL REPORT

Client: RESPEC Inc
Project: Edgemont
Lab ID: R09010301-003
Client Sample ID: DewBurd GW622

Report Date: 03/17/09
Collection Date: 01/20/09 10:55
Date Received: 01/21/09
Matrix: AQUEOUS

Analyses	Result	Units	Qual	RL	MCL/		Method	Analysis Date / By
					QCL	DF		
MAJOR IONS								
Alkalinity, Total as CaCO3	178	mg/L		5		1	A2320 B	01/26/09 13:57/mb
Carbonate as CO3	ND	mg/L		5		1	A2320 B	01/26/09 13:57/mb
Bicarbonate as HCO3	217	mg/L		5		1	A2320 B	01/26/09 13:57/mb
Calcium	83.4	mg/L		0.5		1	E200.7	01/30/09 20:10/eli-c
Chloride	10	mg/L		1		1	E300.0	01/22/09 00:22/jmh
Fluoride	0.6	mg/L		0.1		1	E300.0	01/22/09 00:22/jmh
Magnesium	29.5	mg/L		0.5		1	E200.7	01/30/09 20:10/eli-c
Nitrogen, Ammonia as N	ND	mg/L		0.1		1	A4500-NH3 G	01/21/09 17:09/jmh
Nitrogen, Nitrate as N	ND	mg/L		0.1		1	E300.0	01/22/09 00:22/jmh
Nitrogen, Nitrite as N	ND	mg/L		0.1		1	E300.0	01/22/09 00:22/jmh
Potassium	12.2	mg/L		0.5		1	E200.7	01/30/09 20:10/eli-c
Sodium	174	mg/L		0.5		1	E200.7	01/30/09 20:10/eli-c
Sulfate	492	mg/L	D	3		50	E300.0	01/22/09 00:06/jmh
Silica	7.4	mg/L		0.2		1	E200.7	01/30/09 20:10/eli-c
PHYSICAL PROPERTIES								
Conductivity @ 25 C	1310	umhos/cm		5.0		1	A2510 B	01/22/09 14:49/tb
Oxidation-Reduction Potential	270	mV				1	A2580 B	01/27/09 11:00/jmh
pH	7.53	s.u.		0.01		1	A4500-H B	01/22/09 10:04/tb
Sodium Adsorption Ratio (SAR)	4.2	unitless		0.10		1	Calculation	03/16/09 16:28/ADM
Solids, Total Dissolved TDS @ 180 C	950	mg/L		5		1	A2540 C	01/26/09 09:17/mb
METALS - DISSOLVED								
Aluminum	ND	mg/L		0.1		1	E200.8	02/03/09 17:11/eli-c
Arsenic	ND	mg/L		0.001		1	E200.8	01/30/09 18:16/eli-c
Barium	ND	mg/L		0.1		1	E200.8	01/30/09 18:16/eli-c
Boron	ND	mg/L		0.1		1	E200.7	01/30/09 20:10/eli-c
Cadmium	ND	mg/L		0.005		1	E200.8	01/30/09 18:16/eli-c
Chromium	ND	mg/L		0.05		1	E200.8	01/30/09 18:16/eli-c
Copper	ND	mg/L		0.01		1	E200.8	01/30/09 18:16/eli-c
Iron	ND	mg/L		0.03		1	E200.7	01/30/09 20:10/eli-c
Lead	ND	mg/L		0.001		1	E200.8	01/30/09 18:16/eli-c
Manganese	0.18	mg/L		0.01		1	E200.8	01/30/09 18:16/eli-c
Mercury	ND	mg/L		0.001		1	E200.8	02/03/09 17:11/eli-c
Molybdenum	ND	mg/L		0.1		1	E200.8	01/30/09 18:16/eli-c
Nickel	ND	mg/L		0.05		1	E200.8	01/30/09 18:16/eli-c
Selenium	ND	mg/L		0.001		1	A3114 B	02/25/09 10:16/eli-c
Silver	ND	mg/L		0.005		1	E200.8	01/30/09 18:16/eli-c
Thorium 232	ND	mg/L		0.005		1	E200.8	01/30/09 18:16/eli-c
Uranium	0.0059	mg/L		0.0003		1	E200.8	01/30/09 18:16/eli-c

Report RL - Analyte reporting limit.

Definitions: QCL - Quality control limit.

D - RL increased due to sample matrix interference.

MCL - Maximum contaminant level.

ND - Not detected at the reporting limit.

Page 7 of 42



LABORATORY ANALYTICAL REPORT

Client: RESPEC Inc
Project: Edgemont
Lab ID: R09010301-003
Client Sample ID: DewBurd GW622

Report Date: 03/17/09
Collection Date: 01/20/09 10:55
Date Received: 01/21/09
Matrix: AQUEOUS

Analyses	Result	Units	Qual	RL	MCL/ QCL	DF	Method	Analysis Date / By
METALS - DISSOLVED								
Vanadium	ND	mg/L		0.1		1	E200.8	01/30/09 18:16/eli-c
Zinc	ND	mg/L		0.01		1	E200.8	01/30/09 18:16/eli-c
METALS - SUSPENDED								
Uranium	0.0005	mg/L		0.0003		1	E200.8	02/18/09 23:19/eli-c
METALS - SPECIATED								
Selenium-IV	ND	mg/L		0.001		1	A3114 B	02/24/09 16:15/eli-c
Selenium-VI	ND	mg/L		0.001		1	A3114 B	02/25/09 11:07/eli-c
RADIONUCLIDES - DISSOLVED								
Gross Alpha	37.6	pCi/L				1	E900.0	02/06/09 03:24/eli-ca
Gross Alpha precision (±)	4.4	pCi/L				1	E900.0	02/06/09 03:24/eli-ca
Gross Alpha MDC	3.5	pCi/L				1	E900.0	02/06/09 03:24/eli-ca
Gross Beta	16.1	pCi/L				1	E900.0	02/06/09 03:24/eli-ca
Gross Beta precision (±)	2.9	pCi/L				1	E900.0	02/06/09 03:24/eli-ca
Gross Beta MDC	4.4	pCi/L				1	E900.0	02/06/09 03:24/eli-ca
Lead 210	0.8	pCi/L	U			1	E909.0M	02/03/09 10:43/eli-c
Lead 210 precision (±)	2.5	pCi/L				1	E909.0M	02/03/09 10:43/eli-c
Lead 210 MDC	4.2	pCi/L				1	E909.0M	02/03/09 10:43/eli-c
Polonium 210	0.024	pCi/L	U			1	RMO-3008	02/13/09 14:35/eli-c
Polonium 210 MDC	0.77	pCi/L				1	RMO-3008	02/13/09 14:35/eli-c
Polonium 210 precision (±)	0.33	pCi/L				1	RMO-3008	02/13/09 14:35/eli-c
Radium 226	3.3	pCi/L				1	E903.0	02/05/09 12:53/eli-ca
Radium 226 precision (±)	0.4	pCi/L				1	E903.0	02/05/09 12:53/eli-ca
Thorium 230	0.0	pCi/L	U	0.2		1	E907.0	02/05/09 16:36/eli-c
Thorium 230 precision (±)	0.04	pCi/L				1	E907.0	02/05/09 16:36/eli-c
Gross Gamma	100	pCi/L				1	E901.1	02/04/09 14:00/eli-c
Gross Gamma precision (±)	64	pCi/L				1	E901.1	02/04/09 14:00/eli-c
- The MDC for Pb-210 per RG 4.14 is 1 pCi/L. The current technique can achieve an MDC of about 5 pCi/L if we have sufficient sample to process 1.0 L, and this is reported on a sample specific basis. Please consult with your local regulatory agent prior to using these results for compliance purposes.								
RADIONUCLIDES - SUSPENDED								
Lead 210	5.8	pCi/L	U			1	E909.0M	02/12/09 09:35/eli-c
Lead 210 precision (±)	5.2	pCi/L				1	E909.0M	02/12/09 09:35/eli-c
Lead 210 MDC	8.5	pCi/L				1	E909.0M	02/12/09 09:35/eli-c
Polonium 210	0.82	pCi/L				1	RMO-3008	02/19/09 09:56/eli-c
Polonium 210 precision (±)	0.59	pCi/L				1	RMO-3008	02/19/09 09:56/eli-c
Polonium 210 MDC	0.62	pCi/L				1	RMO-3008	02/19/09 09:56/eli-c
Radium 226	0.3	pCi/L	U			1	E903.0	02/18/09 13:43/eli-ca
Radium 226 precision (±)	0.3	pCi/L				1	E903.0	02/18/09 13:43/eli-ca

Report RL - Analyte reporting limit.
Definitions: QCL - Quality control limit.
MDC - Minimum detectable concentration

MCL - Maximum contaminant level.
ND - Not detected at the reporting limit.
U - Not detected at minimum detectable concentration

Page 8 of 42



LABORATORY ANALYTICAL REPORT

Client: RESPEC Inc
Project: Edgemont
Lab ID: R09010301-003
Client Sample ID: DewBurd GW622

Report Date: 03/17/09
Collection Date: 01/20/09 10:55
Date Received: 01/21/09
Matrix: AQUEOUS

Analyses	Result	Units	Qual	RL	MCL/ QCL	DF	Method	Analysis Date / By
RADIONUCLIDES - SUSPENDED								
Radium 226 MDC	0.5	pCi/L				1	E903.0	02/18/09 13:43/eli-ce
Thorium 230	0.1	pCi/L	U	0.2		1	E907.0	03/03/09 16:30/eli-c
Thorium 230 precision (±)	0.2	pCi/L				1	E907.0	03/03/09 16:30/eli-c
- The MDC for Pb-210 per RG 4.14 is 1 pCi/L. The current technique can achieve an MDC of about 5 pCi/L if we have sufficient sample to process 1.0 L, and this is reported on a sample specific basis. Please consult with your local regulatory agent prior to using these results for compliance purposes.								
RADIONUCLIDES - TOTAL								
Radon 222	1360	pCi/L		100		1	D5072-92	01/23/09 14:10/eli-c
Radon 222 precision (±)	74.3	pCi/L				1	D5072-92	01/23/09 14:10/eli-c
TOTAL METALS ANALYSES								
Antimony	ND	mg/L		0.003		1	E200.8	02/04/09 16:42/eli-c
Arsenic	0.004	mg/L	D	0.002		1	E200.8	02/04/09 16:42/eli-c
Barium	ND	mg/L		0.1		1	E200.8	02/04/09 16:42/eli-c
Beryllium	ND	mg/L		0.001		1	E200.8	02/04/09 16:42/eli-c
Boron	ND	mg/L		0.1		1	E200.7	02/07/09 03:22/eli-c
Cadmium	ND	mg/L		0.005		1	E200.8	02/04/09 16:42/eli-c
Chromium	ND	mg/L		0.05		1	E200.8	02/04/09 16:42/eli-c
Copper	ND	mg/L		0.01		1	E200.8	02/04/09 16:42/eli-c
Iron	4.68	mg/L		0.03		1	E200.7	02/07/09 03:22/eli-c
Lead	0.010	mg/L		0.001		1	E200.8	02/04/09 16:42/eli-c
Manganese	0.19	mg/L		0.01		1	E200.8	02/04/09 16:42/eli-c
Mercury	ND	mg/L		0.001		1	E245.1	01/26/09 10:27/eli-b
Molybdenum	ND	mg/L		0.1		1	E200.8	02/04/09 16:42/eli-c
Nickel	ND	mg/L		0.05		1	E200.8	02/04/09 16:42/eli-c
Selenium	ND	mg/L		0.001		1	E200.8	02/04/09 16:42/eli-c
Silver	ND	mg/L		0.005		1	E200.8	02/04/09 16:42/eli-c
Strontium	1.6	mg/L		0.1		1	E200.8	02/04/09 16:42/eli-c
Thallium	ND	mg/L		0.001		1	E200.8	02/04/09 16:42/eli-c
Uranium	0.0056	mg/L		0.0003		1	E200.8	02/04/09 16:42/eli-c
Zinc	0.09	mg/L		0.01		1	E200.8	02/04/09 16:42/eli-c
DATA QUALITY								
A/C Balance (± 5)	1.26	%				1	A1030 E	03/16/09 00:00/kl
Anions	14.1	meq/L				1	A1030 E	03/16/09 00:00/kl
Cations	14.5	meq/L				1	A1030 E	03/16/09 00:00/kl
Solids, Total Dissolved Calculated	928	mg/L				1	A1030 E	03/16/09 00:00/kl
TDS Balance (0.80 - 1.20)	1.03					1	A1030 E	03/16/09 00:00/kl

Report RL - Analyte reporting limit.
Definitions: QCL - Quality control limit.
MDC - Minimum detectable concentration
U - Not detected at minimum detectable concentration

MCL - Maximum contaminant level.
ND - Not detected at the reporting limit.
D - RL increased due to sample matrix interference.

Page 9 of 42



LABORATORY ANALYTICAL REPORT

Client: RESPEC Inc
Project: Edgemont
Lab ID: R09010301-004
Client Sample ID: DewBurd GW615

Report Date: 03/17/09
Collection Date: 01/20/09 11:10
Date Received: 01/21/09
Matrix: AQUEOUS

Analyses	Result	Units	Qual	RL	MCL/ QCL	DF	Method	Analysis Date / By
MAJOR IONS								
Alkalinity, Total as CaCO ₃	138	mg/L		5		1	A2320 B	01/26/09 14:00/mb
Carbonate as CO ₃	ND	mg/L		5		1	A2320 B	01/26/09 14:00/mb
Bicarbonate as HCO ₃	168	mg/L		5		1	A2320 B	01/26/09 14:00/mb
Calcium	70.3	mg/L		0.5		1	E200.7	01/30/09 20:15/eli-c
Chloride	5	mg/L		1		1	E300.0	01/22/09 00:55/jmh
Fluoride	0.6	mg/L		0.1		1	E300.0	01/22/09 00:55/jmh
Magnesium	21.0	mg/L		0.5		1	E200.7	01/30/09 20:15/eli-c
Nitrogen, Ammonia as N	ND	mg/L		0.1		1	A4500-NH ₃ G	01/21/09 17:10/jmh
Nitrogen, Nitrate as N	ND	mg/L		0.1		1	E300.0	01/22/09 00:55/jmh
Nitrogen, Nitrite as N	ND	mg/L		0.1		1	E300.0	01/22/09 00:55/jmh
Potassium	9.8	mg/L		0.5		1	E200.7	01/30/09 20:15/eli-c
Sodium	131	mg/L		0.5		1	E200.7	01/30/09 20:15/eli-c
Sulfate	389	mg/L	D	3		50	E300.0	01/22/09 00:39/jmh
Silica	7.8	mg/L		0.2		1	E200.7	01/30/09 20:15/eli-c
PHYSICAL PROPERTIES								
Conductivity @ 25 C	1050	umhos/cm		5.0		1	A2510 B	01/22/09 14:51/tb
Oxidation-Reduction Potential	270	mV				1	A2580 B	01/27/09 11:00/jmh
pH	7.19	s.u.		0.01		1	A4500-H B	01/22/09 10:06/tb
Sodium Adsorption Ratio (SAR)	3.5	unitless		0.10		1	Calculation	03/16/09 16:28/ADM
Solids, Total Dissolved TDS @ 180 C	720	mg/L		5		1	A2540 C	01/26/09 09:18/mb
METALS - DISSOLVED								
Aluminum	ND	mg/L		0.1		1	E200.8	02/03/09 17:18/eli-c
Arsenic	0.014	mg/L		0.001		1	E200.8	01/30/09 18:23/eli-c
Barium	ND	mg/L		0.1		1	E200.8	01/30/09 18:23/eli-c
Boron	ND	mg/L		0.1		1	E200.7	01/30/09 20:15/eli-c
Cadmium	ND	mg/L		0.005		1	E200.8	01/30/09 18:23/eli-c
Chromium	ND	mg/L		0.05		1	E200.8	01/30/09 18:23/eli-c
Copper	ND	mg/L		0.01		1	E200.8	01/30/09 18:23/eli-c
Iron	0.13	mg/L		0.03		1	E200.7	01/30/09 20:15/eli-c
Lead	ND	mg/L		0.001		1	E200.8	01/30/09 18:23/eli-c
Manganese	0.07	mg/L		0.01		1	E200.8	01/30/09 18:23/eli-c
Mercury	ND	mg/L		0.001		1	E200.8	02/03/09 17:18/eli-c
Molybdenum	ND	mg/L		0.1		1	E200.8	01/30/09 18:23/eli-c
Nickel	ND	mg/L		0.05		1	E200.8	01/30/09 18:23/eli-c
Selenium	ND	mg/L		0.001		1	A3114 B	02/25/09 10:18/eli-c
Silver	ND	mg/L		0.005		1	E200.8	01/30/09 18:23/eli-c
Thorium 232	ND	mg/L		0.005		1	E200.8	01/30/09 18:23/eli-c
Uranium	0.0027	mg/L		0.0003		1	E200.8	01/30/09 18:23/eli-c

Report RL - Analyte reporting limit.

Definitions: QCL - Quality control limit.

D - RL increased due to sample matrix interference.

MCL - Maximum contaminant level.

ND - Not detected at the reporting limit.

Page 10 of 42



LABORATORY ANALYTICAL REPORT

Client: RESPEC Inc
Project: Edgemont
Lab ID: R09010301-004
Client Sample ID: DewBurd GW615

Report Date: 03/17/09
Collection Date: 01/20/09 11:10
Date Received: 01/21/09
Matrix: AQUEOUS

Analyses	Result	Units	Qual	RL	MCL/ QCL	DF	Method	Analysis Date / By
METALS - DISSOLVED								
Vanadium	ND	mg/L		0.1		1	E200.8	01/30/09 18:23/eli-c
Zinc	ND	mg/L		0.01		1	E200.8	01/30/09 18:23/eli-c
METALS - SUSPENDED								
Uranium	ND	mg/L		0.0003		1	E200.8	02/18/09 23:23/eli-c
METALS - SPECIATED								
Selenium-IV	ND	mg/L		0.001		1	A3114 B	02/24/09 16:17/eli-c
Selenium-VI	ND	mg/L		0.001		1	A3114 B	02/25/09 11:07/eli-c
RADIONUCLIDES - DISSOLVED								
Gross Alpha	21.1	pCi/L				1	E900.0	02/06/09 03:24/eli-c
Gross Alpha precision (±)	3.0	pCi/L				1	E900.0	02/06/09 03:24/eli-c
Gross Alpha MDC	2.7	pCi/L				1	E900.0	02/06/09 03:24/eli-c
Gross Beta	10.4	pCi/L				1	E900.0	02/06/09 03:24/eli-c
Gross Beta precision (±)	2.1	pCi/L				1	E900.0	02/06/09 03:24/eli-c
Gross Beta MDC	3.3	pCi/L				1	E900.0	02/06/09 03:24/eli-c
Lead 210	1.2	pCi/L	U			1	E909.0M	02/03/09 10:43/eli-c
Lead 210 precision (±)	2.5	pCi/L				1	E909.0M	02/03/09 10:43/eli-c
Lead 210 MDC	4.2	pCi/L				1	E909.0M	02/03/09 10:43/eli-c
Polonium 210	-0.027	pCi/L	U			1	RMO-3008	02/13/09 14:35/eli-c
Polonium 210 MDC	0.54	pCi/L				1	RMO-3008	02/13/09 14:35/eli-c
Polonium 210 precision (±)	0.20	pCi/L				1	RMO-3008	02/13/09 14:35/eli-c
Radium 226	1.8	pCi/L				1	E903.0	02/05/09 12:53/eli-c
Radium 226 precision (±)	0.3	pCi/L				1	E903.0	02/05/09 12:53/eli-c
Thorium 230	0.0	pCi/L	U	0.2		1	E907.0	02/05/09 16:36/eli-c
Thorium 230 precision (±)	0.04	pCi/L				1	E907.0	02/05/09 16:36/eli-c
Gross Gamma	32	pCi/L				1	E901.1	02/04/09 14:00/eli-c
Gross Gamma precision (±)	18	pCi/L				1	E901.1	02/04/09 14:00/eli-c
RADIONUCLIDES - SUSPENDED								
Lead 210	5.8	pCi/L	U			1	E909.0M	02/12/09 09:35/eli-c
Lead 210 precision (±)	5.2	pCi/L				1	E909.0M	02/12/09 09:35/eli-c
Lead 210 MDC	8.5	pCi/L				1	E909.0M	02/12/09 09:35/eli-c
Polonium 210	0.14	pCi/L	U			1	RMO-3008	02/19/09 09:56/eli-c
Polonium 210 precision (±)	0.32	pCi/L				1	RMO-3008	02/19/09 09:56/eli-c
Polonium 210 MDC	0.57	pCi/L				1	RMO-3008	02/19/09 09:56/eli-c
Radium 226	-0.2	pCi/L	U			1	E903.0	02/18/09 13:43/eli-c
Radium 226 precision (±)	0.3	pCi/L				1	E903.0	02/18/09 13:43/eli-c

- The MDC for Pb-210 per RG 4.14 is 1 pCi/L. The current technique can achieve an MDC of about 5 pCi/L if we have sufficient sample to process 1.0 L, and this is reported on a sample specific basis. Please consult with your local regulatory agent prior to using these results for compliance purposes.

Report RL - Analyte reporting limit.
Definitions: QCL - Quality control limit.
MDC - Minimum detectable concentration

MCL - Maximum contaminant level.
ND - Not detected at the reporting limit.
U - Not detected at minimum detectable concentration

Page 11 of 42



LABORATORY ANALYTICAL REPORT

Client: RESPEC Inc
Project: Edgemont
Lab ID: R09010301-004
Client Sample ID: DewBurd GW615

Report Date: 03/17/09
Collection Date: 01/20/09 11:10
Date Received: 01/21/09
Matrix: AQUEOUS

Analyses	Result	Units	Qual	RL	MCL/ QCL	DF	Method	Analysis Date / By
RADIONUCLIDES - SUSPENDED								
Radium 226 MDC	0.5	pCi/L				1	E903.0	02/18/09 13:43/eli-ce
Thorium 230	0.1	pCi/L	U	0.2		1	E907.0	03/03/09 16:30/eli-c
Thorium 230 precision (±)	0.2	pCi/L				1	E907.0	03/03/09 16:30/eli-c
- The MDC for Pb-210 per RG 4.14 is 1 pCi/L. The current technique can achieve an MDC of about 5 pCi/L if we have sufficient sample to process 1.0 L, and this is reported on a sample specific basis. Please consult with your local regulatory agent prior to using these results for compliance purposes.								
RADIONUCLIDES - TOTAL								
Radon 222	1630	pCi/L		100		1	D5072-92	01/23/09 14:10/eli-c
Radon 222 precision (±)	77.2	pCi/L				1	D5072-92	01/23/09 14:10/eli-c
TOTAL METALS ANALYSES								
Antimony	ND	mg/L		0.003		1	E200.8	01/30/09 20:25/eli-c
Arsenic	0.024	mg/L		0.001		1	E200.8	01/30/09 20:25/eli-c
Barium	ND	mg/L		0.1		1	E200.8	01/30/09 20:25/eli-c
Beryllium	ND	mg/L		0.001		1	E200.8	01/30/09 20:25/eli-c
Boron	ND	mg/L	D	0.4		10	E200.7	02/05/09 19:00/eli-c
Cadmium	ND	mg/L		0.005		1	E200.8	01/30/09 20:25/eli-c
Chromium	ND	mg/L		0.05		1	E200.8	01/30/09 20:25/eli-c
Copper	ND	mg/L		0.01		1	E200.8	01/30/09 20:25/eli-c
Iron	1.3	mg/L	D	0.2		10	E200.7	02/05/09 19:00/eli-c
Lead	ND	mg/L		0.001		1	E200.8	01/30/09 20:25/eli-c
Manganese	0.07	mg/L		0.01		1	E200.8	01/30/09 20:25/eli-c
Mercury	ND	mg/L		0.001		1	E245.1	01/26/09 10:29/eli-b
Molybdenum	ND	mg/L		0.1		1	E200.8	01/30/09 20:25/eli-c
Nickel	ND	mg/L		0.05		1	E200.8	01/30/09 20:25/eli-c
Selenium	ND	mg/L		0.001		1	E200.8	02/04/09 17:43/eli-c
Silver	ND	mg/L		0.005		1	E200.8	01/30/09 20:25/eli-c
Strontium	1.5	mg/L		0.1		1	E200.8	01/30/09 20:25/eli-c
Thallium	ND	mg/L		0.001		1	E200.8	01/30/09 20:25/eli-c
Uranium	0.0026	mg/L		0.0003		1	E200.8	01/30/09 20:25/eli-c
Zinc	ND	mg/L		0.01		1	E200.8	01/30/09 20:25/eli-c
DATA QUALITY								
A/C Balance (± 5)	0.660	%				1	A1030 E	03/16/09 00:00/kl
Anions	11.0	meq/L				1	A1030 E	03/16/09 00:00/kl
Cations	11.2	meq/L				1	A1030 E	03/16/09 00:00/kl
Solids, Total Dissolved Calculated	730	mg/L				1	A1030 E	03/16/09 00:00/kl
TDS Balance (0.80 - 1.20)	0.980					1	A1030 E	03/16/09 00:00/kl

Report RL - Analyte reporting limit.
Definitions: QCL - Quality control limit.
MDC - Minimum detectable concentration
U - Not detected at minimum detectable concentration

MCL - Maximum contaminant level.
ND - Not detected at the reporting limit.
D - RL increased due to sample matrix interference.

Page 12 of 42



LABORATORY ANALYTICAL REPORT

Client: RESPEC Inc
Project: Edgemont
Lab ID: R09010301-005
Client Sample ID: DewBurd GW695

Report Date: 03/17/09
Collection Date: 01/20/09 12:15
Date Received: 01/21/09
Matrix: AQUEOUS

Analyses	Result	Units	Qual	RL	MCL/ QCL	DF	Method	Analysis Date / By
MAJOR IONS								
Alkalinity, Total as CaCO3	174	mg/L		5		1	A2320 B	01/26/09 14:19/mb
Carbonate as CO3	ND	mg/L		5		1	A2320 B	01/26/09 14:19/mb
Bicarbonate as HCO3	212	mg/L		5		1	A2320 B	01/26/09 14:19/mb
Calcium	49.8	mg/L		0.5		2	E200.7	01/30/09 20:19/eli-c
Chloride	12	mg/L		1		1	E300.0	01/22/09 01:28/jmh
Fluoride	0.6	mg/L		0.1		1	E300.0	01/22/09 01:28/jmh
Magnesium	18.3	mg/L		0.5		2	E200.7	01/30/09 20:19/eli-c
Nitrogen, Ammonia as N	0.2	mg/L		0.1		1	A4500-NH3 G	01/21/09 17:14/jmh
Nitrogen, Nitrate as N	ND	mg/L		0.1		1	E300.0	01/22/09 01:28/jmh
Nitrogen, Nitrite as N	ND	mg/L		0.1		1	E300.0	01/22/09 01:28/jmh
Potassium	9.5	mg/L		0.5		2	E200.7	01/30/09 20:19/eli-c
Sodium	247	mg/L		0.5		2	E200.7	01/30/09 20:19/eli-c
Sulfate	500	mg/L	D	3		50	E300.0	01/22/09 01:12/jmh
Silica	7.9	mg/L		0.2		2	E200.7	01/30/09 20:19/eli-c
PHYSICAL PROPERTIES								
Conductivity @ 25 C	1350	umhos/cm		5.0		1	A2510 B	01/22/09 14:52/tb
Oxidation-Reduction Potential	260	mV				1	A2580 B	01/27/09 11:00/jmh
pH	7.81	s.u.		0.01		1	A4500-H B	01/22/09 10:07/tb
Sodium Adsorption Ratio (SAR)	7.6	unitless		0.10		1	Calculation	03/16/09 16:28/ADM
Solids, Total Dissolved TDS @ 180 C	910	mg/L		5		1	A2540 C	01/26/09 09:18/mb
METALS - DISSOLVED								
Aluminum	ND	mg/L		0.1		1	E200.8	02/03/09 17:25/eli-c
Arsenic	ND	mg/L		0.001		1	E200.8	01/30/09 18:30/eli-c
Barium	ND	mg/L		0.1		1	E200.8	01/30/09 18:30/eli-c
Boron	ND	mg/L		0.1		2	E200.7	01/30/09 20:19/eli-c
Cadmium	ND	mg/L		0.005		1	E200.8	01/30/09 18:30/eli-c
Chromium	ND	mg/L		0.05		1	E200.8	01/30/09 18:30/eli-c
Copper	ND	mg/L		0.01		1	E200.8	01/30/09 18:30/eli-c
Iron	ND	mg/L		0.03		2	E200.7	01/30/09 20:19/eli-c
Lead	ND	mg/L		0.001		1	E200.8	01/30/09 18:30/eli-c
Manganese	0.08	mg/L		0.01		1	E200.8	01/30/09 18:30/eli-c
Mercury	ND	mg/L		0.001		1	E200.8	02/03/09 17:25/eli-c
Molybdenum	ND	mg/L		0.1		1	E200.8	01/30/09 18:30/eli-c
Nickel	ND	mg/L		0.05		1	E200.8	01/30/09 18:30/eli-c
Selenium	ND	mg/L		0.001		1	A3114 B	02/25/09 10:21/eli-c
Silver	ND	mg/L		0.005		1	E200.8	01/30/09 18:30/eli-c
Thorium 232	ND	mg/L		0.005		1	E200.8	01/30/09 18:30/eli-c
Uranium	0.0031	mg/L		0.0003		1	E200.8	01/30/09 18:30/eli-c

Report RL - Analyte reporting limit.

Definitions: QCL - Quality control limit.

D - RL increased due to sample matrix interference.

MCL - Maximum contaminant level.

ND - Not detected at the reporting limit.

Page 13 of 42



LABORATORY ANALYTICAL REPORT

Client: RESPEC Inc
Project: Edgemont
Lab ID: R09010301-005
Client Sample ID: DewBurd GW695

Report Date: 03/17/09
Collection Date: 01/20/09 12:15
Date Received: 01/21/09
Matrix: AQUEOUS

Analyses	Result	Units	Qual	RL	MCL/ QCL	DF	Method	Analysis Date / By
METALS - DISSOLVED								
Vanadium	ND	mg/L		0.1		1	E200.8	01/30/09 18:30/eli-c
Zinc	ND	mg/L		0.01		1	E200.8	01/30/09 18:30/eli-c
METALS - SUSPENDED								
Uranium	ND	mg/L		0.0003		1	E200.8	02/18/09 23:27/eli-c
METALS - SPECIATED								
Selenium-IV	ND	mg/L		0.001		1	A3114 B	02/24/09 16:19/eli-c
Selenium-VI	ND	mg/L		0.001		1	A3114 B	02/25/09 11:07/eli-c
RADIONUCLIDES - DISSOLVED								
Gross Alpha	35.8	pCi/L				1	E900.0	02/06/09 03:24/eli-c
Gross Alpha precision (±)	4.3	pCi/L				1	E900.0	02/06/09 03:24/eli-c
Gross Alpha MDC	3.6	pCi/L				1	E900.0	02/06/09 03:24/eli-c
Gross Beta	12.1	pCi/L				1	E900.0	02/06/09 03:24/eli-c
Gross Beta precision (±)	2.8	pCi/L				1	E900.0	02/06/09 03:24/eli-c
Gross Beta MDC	4.4	pCi/L				1	E900.0	02/06/09 03:24/eli-c
Lead 210	1.5	pCi/L	U			1	E909.0M	02/03/09 10:43/eli-c
Lead 210 precision (±)	2.5	pCi/L				1	E909.0M	02/03/09 10:43/eli-c
Lead 210 MDC	4.2	pCi/L				1	E909.0M	02/03/09 10:43/eli-c
Polonium 210	0.051	pCi/L	U			1	RMO-3008	02/13/09 14:35/eli-c
Polonium 210 MDC	0.74	pCi/L				1	RMO-3008	02/13/09 14:35/eli-c
Polonium 210 precision (±)	0.33	pCi/L				1	RMO-3008	02/13/09 14:35/eli-c
Radium 226	4.5	pCi/L				1	E903.0	02/05/09 12:53/eli-c
Radium 226 precision (±)	0.5	pCi/L				1	E903.0	02/05/09 12:53/eli-c
Thorium 230	0.0	pCi/L	U	0.2		1	E907.0	02/06/09 08:45/eli-c
Thorium 230 precision (±)	0.08	pCi/L				1	E907.0	02/06/09 08:45/eli-c
Gross Gamma	0.0	pCi/L	U			1	E901.1	02/04/09 14:00/eli-c
Gross Gamma precision (±)	20	pCi/L				1	E901.1	02/04/09 14:00/eli-c
- The MDC for Pb-210 per RG 4.14 is 1 pCi/L. The current technique can achieve an MDC of about 5 pCi/L if we have sufficient sample to process 1.0 L, and this is reported on a sample specific basis. Please consult with your local regulatory agent prior to using these results for compliance purposes.								
RADIONUCLIDES - SUSPENDED								
Lead 210	6.6	pCi/L	U			1	E909.0M	02/12/09 09:35/eli-c
Lead 210 precision (±)	5.2	pCi/L				1	E909.0M	02/12/09 09:35/eli-c
Lead 210 MDC	8.5	pCi/L				1	E909.0M	02/12/09 09:35/eli-c
Polonium 210	0.13	pCi/L	U			1	RMO-3008	02/19/09 09:56/eli-c
Polonium 210 precision (±)	0.29	pCi/L				1	RMO-3008	02/19/09 09:56/eli-c
Polonium 210 MDC	0.51	pCi/L				1	RMO-3008	02/19/09 09:56/eli-c
Radium 226	-0.1	pCi/L	U			1	E903.0	02/18/09 13:43/eli-c
Radium 226 precision (±)	0.2	pCi/L				1	E903.0	02/18/09 13:43/eli-c

Report RL - Analyte reporting limit.
Definitions: QCL - Quality control limit.
MDC - Minimum detectable concentration

MCL - Maximum contaminant level.
ND - Not detected at the reporting limit.
U - Not detected at minimum detectable concentration

Page 14 of 42



LABORATORY ANALYTICAL REPORT

Client: RESPEC Inc
Project: Edgemont
Lab ID: R09010301-005
Client Sample ID: DewBurd GW695

Report Date: 03/17/09
Collection Date: 01/20/09 12:15
Date Received: 01/21/09
Matrix: AQUEOUS

Analyses	Result	Units	Qual	RL	MCL/ QCL	DF	Method	Analysis Date / By
RADIONUCLIDES - SUSPENDED								
Radium 226 MDC	0.5	pCi/L				1	E903.0	02/18/09 13:43/eli-ca
Thorium 230	0.0	pCi/L	U	0.2		1	E907.0	03/03/09 16:30/eli-c
Thorium 230 precision (±)	0.2	pCi/L				1	E907.0	03/03/09 16:30/eli-c
- The MDC for Pb-210 per RG 4.14 is 1 pCi/L. The current technique can achieve an MDC of about 5 pCi/L if we have sufficient sample to process 1.0 L, and this is reported on a sample specific basis. Please consult with your local regulatory agent prior to using these results for compliance purposes.								
RADIONUCLIDES - TOTAL								
Radon 222	1840	pCi/L		100		1	D5072-92	01/23/09 14:10/eli-c
Radon 222 precision (±)	78.9	pCi/L				1	D5072-92	01/23/09 14:10/eli-c
TOTAL METALS ANALYSES								
Antimony	ND	mg/L		0.003		1	E200.8	01/30/09 20:32/eli-c
Arsenic	0.001	mg/L		0.001		1	E200.8	01/30/09 20:32/eli-c
Barium	ND	mg/L		0.1		1	E200.8	01/30/09 20:32/eli-c
Beryllium	ND	mg/L		0.001		1	E200.8	01/30/09 20:32/eli-c
Boron	ND	mg/L		0.1		2	E200.7	02/05/09 19:14/eli-c
Cadmium	ND	mg/L		0.005		1	E200.8	01/30/09 20:32/eli-c
Chromium	ND	mg/L		0.05		1	E200.8	01/30/09 20:32/eli-c
Copper	ND	mg/L		0.01		1	E200.8	01/30/09 20:32/eli-c
Iron	0.13	mg/L	D	0.04		2	E200.7	02/05/09 19:14/eli-c
Lead	ND	mg/L		0.001		1	E200.8	01/30/09 20:32/eli-c
Manganese	0.08	mg/L		0.01		1	E200.8	01/30/09 20:32/eli-c
Mercury	ND	mg/L		0.001		1	E245.1	01/26/09 10:31/eli-b
Molybdenum	ND	mg/L		0.1		1	E200.8	01/30/09 20:32/eli-c
Nickel	ND	mg/L		0.05		1	E200.8	01/30/09 20:32/eli-c
Selenium	ND	mg/L		0.001		1	E200.8	02/04/09 17:49/eli-c
Silver	ND	mg/L		0.005		1	E200.8	01/30/09 20:32/eli-c
Strontium	1.0	mg/L		0.1		1	E200.8	01/30/09 20:32/eli-c
Thallium	ND	mg/L		0.001		1	E200.8	01/30/09 20:32/eli-c
Uranium	0.0031	mg/L		0.0003		1	E200.8	01/30/09 20:32/eli-c
Zinc	ND	mg/L		0.01		1	E200.8	01/30/09 20:32/eli-c
DATA QUALITY								
A/C Balance (± 5)	2.54	%				1	A1030 E	03/16/09 00:00/lkl
Anions	14.3	meq/L				1	A1030 E	03/16/09 00:00/lkl
Cations	15.0	meq/L				1	A1030 E	03/16/09 00:00/lkl
Solids, Total Dissolved Calculated	962	mg/L				1	A1030 E	03/16/09 00:00/lkl
TDS Balance (0.80 - 1.20)	0.950					1	A1030 E	03/16/09 00:00/lkl

Report RL - Analyte reporting limit.
Definitions: QCL - Quality control limit.
MDC - Minimum detectable concentration
U - Not detected at minimum detectable concentration

MCL - Maximum contaminant level.
ND - Not detected at the reporting limit.
D - RL increased due to sample matrix interference.

Page 15 of 42



LABORATORY ANALYTICAL REPORT

Client: RESPEC Inc
Project: Edgemont
Lab ID: R09010301-006
Client Sample ID: DewBurd GW697

Report Date: 03/17/09
Collection Date: 01/20/09 12:35
Date Received: 01/21/09
Matrix: AQUEOUS

Analyses	Result	Units	Qual	RL	MCL/ QCL	DF	Method	Analysis Date / By
MAJOR IONS								
Alkalinity, Total as CaCO ₃	168	mg/L		5		1	A2320 B	01/26/09 14:21/mb
Carbonate as CO ₃	ND	mg/L		5		1	A2320 B	01/26/09 14:21/mb
Bicarbonate as HCO ₃	205	mg/L		5		1	A2320 B	01/26/09 14:21/mb
Calcium	49.7	mg/L		0.5		2	E200.7	01/30/09 20:24/eli-c
Chloride	8	mg/L		1		1	E300.0	01/22/09 03:07/jmh
Fluoride	0.7	mg/L		0.1		1	E300.0	01/22/09 03:07/jmh
Magnesium	16.4	mg/L		0.5		2	E200.7	01/30/09 20:24/eli-c
Nitrogen, Ammonia as N	0.2	mg/L		0.1		1	A4500-NH ₃ G	01/21/09 17:18/jmh
Nitrogen, Nitrate as N	ND	mg/L		0.1		1	E300.0	01/22/09 03:07/jmh
Nitrogen, Nitrite as N	ND	mg/L		0.1		1	E300.0	01/22/09 03:07/jmh
Potassium	8.6	mg/L		0.5		2	E200.7	01/30/09 20:24/eli-c
Sodium	206	mg/L		0.5		2	E200.7	01/30/09 20:24/eli-c
Sulfate	444	mg/L	D	3		50	E300.0	01/22/09 02:17/jmh
Silica	7.9	mg/L		0.2		2	E200.7	01/30/09 20:24/eli-c
PHYSICAL PROPERTIES								
Conductivity @ 25 C	1220	umhos/cm		5.0		1	A2510 B	01/22/09 14:54/tb
Oxidation-Reduction Potential	270	mV				1	A2580 B	01/27/09 11:00/jmh
pH	7.73	s.u.		0.01		1	A4500-H B	01/22/09 10:08/tb
Sodium Adsorption Ratio (SAR)	6.5	unitless		0.10		1	Calculation	03/16/09 16:28/ADM
Solids, Total Dissolved TDS @ 180 C	820	mg/L		5		1	A2540 C	01/26/09 09:19/mb
METALS - DISSOLVED								
Aluminum	ND	mg/L		0.1		1	E200.8	02/03/09 17:32/eli-c
Arsenic	0.001	mg/L		0.001		1	E200.8	01/30/09 18:37/eli-c
Barium	ND	mg/L		0.1		1	E200.8	01/30/09 18:37/eli-c
Boron	ND	mg/L		0.1		2	E200.7	01/30/09 20:24/eli-c
Cadmium	ND	mg/L		0.005		1	E200.8	01/30/09 18:37/eli-c
Chromium	ND	mg/L		0.05		1	E200.8	01/30/09 18:37/eli-c
Copper	ND	mg/L		0.01		1	E200.8	01/30/09 18:37/eli-c
Iron	ND	mg/L		0.03		2	E200.7	01/30/09 20:24/eli-c
Lead	ND	mg/L		0.001		1	E200.8	01/30/09 18:37/eli-c
Manganese	0.05	mg/L		0.01		1	E200.8	01/30/09 18:37/eli-c
Mercury	ND	mg/L		0.001		1	E200.8	02/03/09 17:32/eli-c
Molybdenum	ND	mg/L		0.1		1	E200.8	01/30/09 18:37/eli-c
Nickel	ND	mg/L		0.05		1	E200.8	01/30/09 18:37/eli-c
Selenium	ND	mg/L		0.001		1	A3114 B	02/25/09 10:23/eli-c
Silver	ND	mg/L		0.005		1	E200.8	01/30/09 18:37/eli-c
Thorium 232	ND	mg/L		0.005		1	E200.8	01/30/09 18:37/eli-c
Uranium	ND	mg/L		0.0003		1	E200.8	01/30/09 18:37/eli-c

Report Definitions: RL - Analyte reporting limit.
QCL - Quality control limit.
D - RL increased due to sample matrix interference.

MCL - Maximum contaminant level.
ND - Not detected at the reporting limit.

Page 16 of 42



LABORATORY ANALYTICAL REPORT

Client: RESPEC Inc
Project: Edgemont
Lab ID: R09010301-006
Client Sample ID: DewBurd GW697

Report Date: 03/17/09
Collection Date: 01/20/09 12:35
Date Received: 01/21/09
Matrix: AQUEOUS

Analyses	Result	Units	Qual	RL	MCL/ QCL	DF	Method	Analysis Date / By
METALS - DISSOLVED								
Vanadium	ND	mg/L		0.1		1	E200.8	01/30/09 18:37/eli-c
Zinc	ND	mg/L		0.01		1	E200.8	01/30/09 18:37/eli-c
METALS - SUSPENDED								
Uranium	ND	mg/L		0.0003		1	E200.8	02/18/09 23:31/eli-c
METALS - SPECIATED								
Selenium-IV	ND	mg/L		0.001		1	A3114 B	02/24/09 16:22/eli-c
Selenium-VI	ND	mg/L		0.001		1	A3114 B	02/25/09 11:07/eli-c
RADIONUCLIDES - DISSOLVED								
Gross Alpha	21.7	pCi/L				1	E900.0	02/07/09 01:11/eli-ca
Gross Alpha precision (±)	3.4	pCi/L				1	E900.0	02/07/09 01:11/eli-ca
Gross Alpha MDC	3.3	pCi/L				1	E900.0	02/07/09 01:11/eli-ca
Gross Beta	12.5	pCi/L				1	E900.0	02/07/09 01:11/eli-ca
Gross Beta precision (±)	2.8	pCi/L				1	E900.0	02/07/09 01:11/eli-ca
Gross Beta MDC	4.3	pCi/L				1	E900.0	02/07/09 01:11/eli-ca
Lead 210	0.6	pCi/L	U			1	E909.0M	02/03/09 10:43/eli-c
Lead 210 precision (±)	2.5	pCi/L				1	E909.0M	02/03/09 10:43/eli-c
Lead 210 MDC	4.2	pCi/L				1	E909.0M	02/03/09 10:43/eli-c
Polonium 210	-0.027	pCi/L	U			1	RMO-3008	02/13/09 14:35/eli-c
Polonium 210 MDC	0.54	pCi/L				1	RMO-3008	02/13/09 14:35/eli-c
Polonium 210 precision (±)	0.20	pCi/L				1	RMO-3008	02/13/09 14:35/eli-c
Radium 226	0.9	pCi/L				1	E903.0	02/05/09 12:53/eli-ca
Radium 226 precision (±)	0.2	pCi/L				1	E903.0	02/05/09 12:53/eli-ca
Thorium 230	0.0	pCi/L	U	0.2		1	E907.0	02/06/09 08:45/eli-c
Thorium 230 precision (±)	0.08	pCi/L				1	E907.0	02/06/09 08:45/eli-c
Gross Gamma	0.0	pCi/L	U			1	E901.1	02/04/09 14:00/eli-c
Gross Gamma precision (±)	20	pCi/L				1	E901.1	02/04/09 14:00/eli-c
- The MDC for Pb-210 per RG 4.14 is 1 pCi/L. The current technique can achieve an MDC of about 5 pCi/L if we have sufficient sample to process 1.0 L, and this is reported on a sample specific basis. Please consult with your local regulatory agent prior to using these results for compliance purposes.								
RADIONUCLIDES - SUSPENDED								
Lead 210	2.9	pCi/L	U			1	E909.0M	02/12/09 09:35/eli-c
Lead 210 precision (±)	5.1	pCi/L				1	E909.0M	02/12/09 09:35/eli-c
Lead 210 MDC	8.5	pCi/L				1	E909.0M	02/12/09 09:35/eli-c
Polonium 210	-0.0097	pCi/L	U			1	RMO-3008	02/19/09 09:56/eli-c
Polonium 210 precision (±)	0.18	pCi/L				1	RMO-3008	02/19/09 09:56/eli-c
Polonium 210 MDC	0.45	pCi/L				1	RMO-3008	02/19/09 09:56/eli-c
Radium 226	-0.2	pCi/L	U			1	E903.0	02/18/09 13:43/eli-ca
Radium 226 precision (±)	0.2	pCi/L				1	E903.0	02/18/09 13:43/eli-ca

Report RL - Analyte reporting limit.
Definitions: QCL - Quality control limit.
MDC - Minimum detectable concentration

MCL - Maximum contaminant level.
ND - Not detected at the reporting limit.
U - Not detected at minimum detectable concentration

Page 17 of 42



LABORATORY ANALYTICAL REPORT

Client: RESPEC Inc
Project: Edgemont
Lab ID: R09010301-006
Client Sample ID: DewBurd GW697

Report Date: 03/17/09
Collection Date: 01/20/09 12:35
Date Received: 01/21/09
Matrix: AQUEOUS

Analyses	Result	Units	Qual	RL	MCL/ QCL	DF	Method	Analysis Date / By
RADIONUCLIDES - SUSPENDED								
Radium 226 MDC	0.4	pCi/L				1	E903.0	02/18/09 13:43/eli-ca
Thorium 230	-0.2	pCi/L	U	0.2		1	E907.0	03/03/09 16:30/eli-c
Thorium 230 precision (±)	0.2	pCi/L				1	E907.0	03/03/09 16:30/eli-c
- The MDC for Pb-210 per RG 4.14 is 1 pCi/L. The current technique can achieve an MDC of about 5 pCi/L if we have sufficient sample to process 1.0 L, and this is reported on a sample specific basis. Please consult with your local regulatory agent prior to using these results for compliance purposes.								
RADIONUCLIDES - TOTAL								
Radon 222	299	pCi/L		100		1	D5072-92	01/23/09 14:10/eli-c
Radon 222 precision (±)	60.7	pCi/L				1	D5072-92	01/23/09 14:10/eli-c
TOTAL METALS ANALYSES								
Antimony	ND	mg/L		0.003		1	E200.8	01/30/09 20:39/eli-c
Arsenic	0.001	mg/L		0.001		1	E200.8	01/30/09 20:39/eli-c
Barium	ND	mg/L		0.1		1	E200.8	01/30/09 20:39/eli-c
Beryllium	ND	mg/L		0.001		1	E200.8	01/30/09 20:39/eli-c
Boron	ND	mg/L		0.1		2	E200.7	02/05/09 19:19/eli-c
Cadmium	ND	mg/L		0.005		1	E200.8	01/30/09 20:39/eli-c
Chromium	ND	mg/L		0.05		1	E200.8	01/30/09 20:39/eli-c
Copper	ND	mg/L		0.01		1	E200.8	01/30/09 20:39/eli-c
Iron	ND	mg/L	D	0.04		2	E200.7	02/05/09 19:19/eli-c
Lead	ND	mg/L		0.001		1	E200.8	01/30/09 20:39/eli-c
Manganese	0.05	mg/L		0.01		1	E200.8	01/30/09 20:39/eli-c
Mercury	ND	mg/L		0.001		1	E245.1	01/26/09 10:34/eli-b
Molybdenum	ND	mg/L		0.1		1	E200.8	01/30/09 20:39/eli-c
Nickel	ND	mg/L		0.05		1	E200.8	01/30/09 20:39/eli-c
Selenium	ND	mg/L		0.001		1	E200.8	02/04/09 17:56/eli-c
Silver	ND	mg/L		0.005		1	E200.8	01/30/09 20:39/eli-c
Strontium	1.2	mg/L		0.1		1	E200.8	01/30/09 20:39/eli-c
Thallium	ND	mg/L		0.001		1	E200.8	01/30/09 20:39/eli-c
Uranium	ND	mg/L		0.0003		1	E200.8	01/30/09 20:39/eli-c
Zinc	ND	mg/L		0.01		1	E200.8	01/30/09 20:39/eli-c
DATA QUALITY								
A/C Balance (± 5)	0.640	%				1	A1030 E	03/16/09 00:00/lkl
Anions	12.9	meq/L				1	A1030 E	03/16/09 00:00/lkl
Cations	13.0	meq/L				1	A1030 E	03/16/09 00:00/lkl
Solids, Total Dissolved Calculated	856	mg/L				1	A1030 E	03/16/09 00:00/lkl
TDS Balance (0.80 - 1.20)	0.960					1	A1030 E	03/16/09 00:00/lkl

Report RL - Analyte reporting limit.
Definitions: QCL - Quality control limit.
MDC - Minimum detectable concentration
U - Not detected at minimum detectable concentration

MCL - Maximum contaminant level.
ND - Not detected at the reporting limit.
D - RL increased due to sample matrix interference.

Page 18 of 42



LABORATORY ANALYTICAL REPORT

Client: RESPEC Inc
Project: Edgemont
Lab ID: R09010301-007
Client Sample ID: DewBurd GW681

Report Date: 03/17/09
Collection Date: 01/20/09 12:50
Date Received: 01/21/09
Matrix: AQUEOUS

Analyses	Result	Units	Qual	RL	MCL/ QCL	DF	Method	Analysis Date / By
MAJOR IONS								
Alkalinity, Total as CaCO ₃	170	mg/L		5		1	A2320 B	01/26/09 14:23/mb
Carbonate as CO ₃	ND	mg/L		5		1	A2320 B	01/26/09 14:23/mb
Bicarbonate as HCO ₃	207	mg/L		5		1	A2320 B	01/26/09 14:23/mb
Calcium	53.6	mg/L		0.5		2	E200.7	01/30/09 20:28/eli-c
Chloride	13	mg/L		1		1	E300.0	01/22/09 03:39/jmh
Fluoride	0.6	mg/L		0.1		1	E300.0	01/22/09 03:39/jmh
Magnesium	20.9	mg/L		0.5		2	E200.7	01/30/09 20:28/eli-c
Nitrogen, Ammonia as N	ND	mg/L		0.1		1	A4500-NH ₃ G	01/21/09 17:19/jmh
Nitrogen, Nitrate as N	ND	mg/L		0.1		1	E300.0	01/22/09 03:39/jmh
Nitrogen, Nitrite as N	ND	mg/L		0.1		1	E300.0	01/22/09 03:39/jmh
Potassium	10	mg/L		0.5		2	E200.7	01/30/09 20:28/eli-c
Sodium	213	mg/L		0.5		2	E200.7	01/30/09 20:28/eli-c
Sulfate	465	mg/L	D	3		50	E300.0	01/22/09 03:23/jmh
Silica	7.8	mg/L		0.2		2	E200.7	01/30/09 20:28/eli-c
PHYSICAL PROPERTIES								
Conductivity @ 25 C	1310	umhos/cm		5.0		1	A2510 B	01/22/09 14:56/tb
Oxidation-Reduction Potential	270	mV				1	A2580 B	01/27/09 11:00/jmh
pH	7.85	s.u.		0.01		1	A4500-H B	01/22/09 10:10/tb
Sodium Adsorption Ratio (SAR)	6.2	unitless		0.10		1	Calculation	03/16/09 16:28/ADM
Solids, Total Dissolved TDS @ 180 C	940	mg/L		5		1	A2540 C	01/26/09 09:19/mb
METALS - DISSOLVED								
Aluminum	ND	mg/L		0.1		1	E200.8	02/03/09 17:38/eli-c
Arsenic	0.002	mg/L		0.001		1	E200.8	01/30/09 18:44/eli-c
Barium	ND	mg/L		0.1		1	E200.8	01/30/09 18:44/eli-c
Boron	ND	mg/L		0.1		2	E200.7	01/30/09 20:28/eli-c
Cadmium	ND	mg/L		0.005		1	E200.8	01/30/09 18:44/eli-c
Chromium	ND	mg/L		0.05		1	E200.8	01/30/09 18:44/eli-c
Copper	ND	mg/L		0.01		1	E200.8	01/30/09 18:44/eli-c
Iron	ND	mg/L		0.03		2	E200.7	01/30/09 20:28/eli-c
Lead	ND	mg/L		0.001		1	E200.8	01/30/09 18:44/eli-c
Manganese	0.07	mg/L		0.01		1	E200.8	01/30/09 18:44/eli-c
Mercury	ND	mg/L		0.001		1	E200.8	02/03/09 17:38/eli-c
Molybdenum	ND	mg/L		0.1		1	E200.8	01/30/09 18:44/eli-c
Nickel	ND	mg/L		0.05		1	E200.8	01/30/09 18:44/eli-c
Selenium	ND	mg/L		0.001		1	A3114 B	02/25/09 10:30/eli-c
Silver	ND	mg/L		0.005		1	E200.8	01/30/09 18:44/eli-c
Thorium 232	ND	mg/L		0.005		1	E200.8	01/30/09 18:44/eli-c
Uranium	0.0081	mg/L		0.0003		1	E200.8	01/30/09 18:44/eli-c

Report RL - Analyte reporting limit.
Definitions: QCL - Quality control limit.
D - RL increased due to sample matrix interference.

MCL - Maximum contaminant level.
ND - Not detected at the reporting limit.

Page 19 of 42



LABORATORY ANALYTICAL REPORT

Client: RESPEC Inc
Project: Edgemont
Lab ID: R09010301-007
Client Sample ID: DewBurd GW681

Report Date: 03/17/09
Collection Date: 01/20/09 12:50
Date Received: 01/21/09
Matrix: AQUEOUS

Analyses	Result	Units	Qual	RL	MCL/ QCL	DF	Method	Analysis Date / By
METALS - DISSOLVED								
Vanadium	ND	mg/L		0.1		1	E200.8	01/30/09 18:44/eli-c
Zinc	ND	mg/L		0.01		1	E200.8	01/30/09 18:44/eli-c
METALS - SUSPENDED								
Uranium	ND	mg/L		0.0003		1	E200.8	02/19/09 00:16/eli-c
METALS - SPECIATED								
Selenium-IV	ND	mg/L		0.001		1	A3114 B	02/24/09 16:28/eli-c
Selenium-VI	ND	mg/L		0.001		1	A3114 B	02/25/09 11:07/eli-c
RADIONUCLIDES - DISSOLVED								
Gross Alpha	1210	pCi/L				1	E900.0	02/07/09 01:11/eli-ca
Gross Alpha precision (±)	21.8	pCi/L				1	E900.0	02/07/09 01:11/eli-ca
Gross Alpha MDC	3.4	pCi/L				1	E900.0	02/07/09 01:11/eli-ca
Gross Beta	361	pCi/L				1	E900.0	02/07/09 01:11/eli-ca
Gross Beta precision (±)	6.5	pCi/L				1	E900.0	02/07/09 01:11/eli-ca
Gross Beta MDC	4.4	pCi/L				1	E900.0	02/07/09 01:11/eli-ca
Lead 210	11.5	pCi/L				1	E909.0M	02/03/09 10:43/eli-c
Lead 210 precision (±)	2.7	pCi/L				1	E909.0M	02/03/09 10:43/eli-c
Lead 210 MDC	4.2	pCi/L				1	E909.0M	02/03/09 10:43/eli-c
Polonium 210	3.8	pCi/L				1	RMO-3008	02/13/09 14:35/eli-c
Polonium 210 MDC	0.75	pCi/L				1	RMO-3008	02/13/09 14:35/eli-c
Polonium 210 precision (±)	1.4	pCi/L				1	RMO-3008	02/13/09 14:35/eli-c
Radium 226	258	pCi/L				1	E903.0	02/05/09 12:53/eli-ca
Radium 226 precision (±)	3.6	pCi/L				1	E903.0	02/05/09 12:53/eli-ca
Thorium 230	0.1	pCi/L	U	0.2		1	E907.0	02/06/09 08:45/eli-c
Thorium 230 precision (±)	0.1	pCi/L				1	E907.0	02/06/09 08:45/eli-c
Gross Gamma	190	pCi/L				1	E901.1	02/04/09 14:00/eli-c
Gross Gamma precision (±)	46	pCi/L				1	E901.1	02/04/09 14:00/eli-c
RADIONUCLIDES - SUSPENDED								
Lead 210	2.2	pCi/L	U			1	E909.0M	03/10/09 13:35/eli-c
Lead 210 precision (±)	4.8	pCi/L				1	E909.0M	03/10/09 13:35/eli-c
Lead 210 MDC	8.0	pCi/L				1	E909.0M	03/10/09 13:35/eli-c
Polonium 210	1.7	pCi/L				1	RMO-3008	02/19/09 09:56/eli-c
Polonium 210 precision (±)	0.88	pCi/L				1	RMO-3008	02/19/09 09:56/eli-c
Polonium 210 MDC	0.65	pCi/L				1	RMO-3008	02/19/09 09:56/eli-c
Radium 226	1.1	pCi/L				1	E903.0	02/18/09 13:41/eli-ca
Radium 226 precision (±)	0.4	pCi/L				1	E903.0	02/18/09 13:41/eli-ca
Radium 226 MDC	0.5	pCi/L				1	E903.0	02/18/09 13:41/eli-ca

Report RL - Analyte reporting limit.
Definitions: QCL - Quality control limit.
MDC - Minimum detectable concentration

MCL - Maximum contaminant level.
ND - Not detected at the reporting limit.
U - Not detected at minimum detectable concentration

Page 20 of 42



LABORATORY ANALYTICAL REPORT

Client: RESPEC Inc
Project: Edgemont
Lab ID: R09010301-007
Client Sample ID: DewBurd GW681

Report Date: 03/17/09
Collection Date: 01/20/09 12:50
Date Received: 01/21/09
Matrix: AQUEOUS

Analyses	Result	Units	Qual	RL	MCL/		Method	Analysis Date / By
					QCL	DF		
RADIONUCLIDES - SUSPENDED								
Thorium 230	0.1	pCi/L	U	0.2		1	E907.0	02/26/09 08:59/eli-c
Thorium 230 precision (±)	0.2	pCi/L				1	E907.0	02/26/09 08:59/eli-c
- The MDC for Pb-210 per RG 4.14 is 1 pCi/L. The current technique can achieve an MDC of about 5 pCi/L if we have sufficient sample to process 1.0 L, and this is reported on a sample specific basis. Please consult with your local regulatory agent prior to using these results for compliance purposes.								
RADIONUCLIDES - TOTAL								
Radon 222	133000	pCi/L		100		1	D5072-92	01/23/09 14:10/eli-c
Radon 222 precision (±)	469	pCi/L				1	D5072-92	01/23/09 14:10/eli-c
TOTAL METALS ANALYSES								
Antimony	ND	mg/L		0.003		1	E200.8	01/30/09 21:13/eli-c
Arsenic	0.001	mg/L		0.001		1	E200.8	02/04/09 18:03/eli-c
Barium	ND	mg/L		0.1		1	E200.8	01/30/09 21:13/eli-c
Beryllium	ND	mg/L		0.001		1	E200.8	01/30/09 21:13/eli-c
Boron	ND	mg/L		0.1		2	E200.7	02/05/09 19:23/eli-c
Cadmium	ND	mg/L		0.005		1	E200.8	01/30/09 21:13/eli-c
Chromium	ND	mg/L		0.05		1	E200.8	01/30/09 21:13/eli-c
Copper	ND	mg/L		0.01		1	E200.8	01/30/09 21:13/eli-c
Iron	0.07	mg/L	D	0.04		2	E200.7	02/05/09 19:23/eli-c
Lead	ND	mg/L		0.001		1	E200.8	01/30/09 21:13/eli-c
Manganese	0.07	mg/L		0.01		1	E200.8	01/30/09 21:13/eli-c
Mercury	ND	mg/L		0.001		1	E245.1	01/26/09 10:41/eli-b
Molybdenum	ND	mg/L		0.1		1	E200.8	02/04/09 18:03/eli-c
Nickel	ND	mg/L		0.05		1	E200.8	01/30/09 21:13/eli-c
Selenium	ND	mg/L		0.001		1	E200.8	02/04/09 18:03/eli-c
Silver	ND	mg/L		0.005		1	E200.8	01/30/09 21:13/eli-c
Strontium	1.1	mg/L		0.1		1	E200.8	02/04/09 18:03/eli-c
Thallium	ND	mg/L		0.001		1	E200.8	01/30/09 21:13/eli-c
Uranium	0.0084	mg/L		0.0003		1	E200.8	01/30/09 21:13/eli-c
Zinc	0.01	mg/L		0.01		1	E200.8	01/30/09 21:13/eli-c
DATA QUALITY								
A/C Balance (± 5)	1.57	%				1	A1030 E	03/16/09 00:00/kl
Anions	13.5	meq/L				1	A1030 E	03/16/09 00:00/kl
Cations	13.9	meq/L				1	A1030 E	03/16/09 00:00/kl
Solids, Total Dissolved Calculated	899	mg/L				1	A1030 E	03/16/09 00:00/kl
TDS Balance (0.80 - 1.20)	1.05					1	A1030 E	03/16/09 00:00/kl

Report RL - Analyte reporting limit.
Definitions: QCL - Quality control limit.
D - RL increased due to sample matrix interference.

MCL - Maximum contaminant level.
ND - Not detected at the reporting limit.
U - Not detected at minimum detectable concentration

Page 21 of 42



LABORATORY ANALYTICAL REPORT

Client: RESPEC Inc
Project: Edgemont
Lab ID: R09010301-008
Client Sample ID: DewBurd GW689

Report Date: 03/17/09
Collection Date: 01/20/09 13:05
Date Received: 01/21/09
Matrix: AQUEOUS

Analyses	Result	Units	Qual	RL	MCL/		Method	Analysis Date / By
					QCL	DF		
MAJOR IONS								
Alkalinity, Total as CaCO3	150	mg/L		5		1	A2320 B	01/26/09 14:25/mb
Carbonate as CO3	ND	mg/L		5		1	A2320 B	01/26/09 14:25/mb
Bicarbonate as HCO3	183	mg/L		5		1	A2320 B	01/26/09 14:25/mb
Calcium	44.8	mg/L		0.5		1	E200.7	01/30/09 20:32/eli-c
Chloride	5	mg/L		1		1	E300.0	01/22/09 04:12/jmh
Fluoride	0.6	mg/L		0.1		1	E300.0	01/22/09 04:12/jmh
Magnesium	15.5	mg/L		0.5		1	E200.7	01/30/09 20:32/eli-c
Nitrogen, Ammonia as N	ND	mg/L		0.1		1	A4500-NH3 G	01/21/09 17:20/jmh
Nitrogen, Nitrate as N	ND	mg/L		0.1		1	E300.0	01/22/09 04:12/jmh
Nitrogen, Nitrite as N	ND	mg/L		0.1		1	E300.0	01/22/09 04:12/jmh
Potassium	9.0	mg/L		0.5		1	E200.7	01/30/09 20:32/eli-c
Sodium	177	mg/L		0.5		1	E200.7	01/30/09 20:32/eli-c
Sulfate	399	mg/L	D	3		50	E300.0	01/22/09 03:56/jmh
Silica	8.3	mg/L		0.2		1	E200.7	01/30/09 20:32/eli-c
PHYSICAL PROPERTIES								
Conductivity @ 25 C	1080	umhos/cm		5.0		1	A2510 B	01/22/09 14:59/tb
Oxidation-Reduction Potential	270	mV				1	A2580 B	01/27/09 11:00/jmh
pH	7.71	s.u.		0.01		1	A4500-H B	01/22/09 10:13/tb
Sodium Adsorption Ratio (SAR)	5.8	unitless		0.10		1	Calculation	03/16/09 16:28/ADM
Solids, Total Dissolved TDS @ 180 C	780	mg/L		5		1	A2540 C	01/26/09 09:20/mb
METALS - DISSOLVED								
Aluminum	ND	mg/L		0.1		1	E200.8	02/03/09 17:45/eli-c
Arsenic	0.001	mg/L		0.001		1	E200.8	01/30/09 18:50/eli-c
Barium	ND	mg/L		0.1		1	E200.8	01/30/09 18:50/eli-c
Boron	ND	mg/L		0.1		1	E200.7	01/30/09 20:32/eli-c
Cadmium	ND	mg/L		0.005		1	E200.8	01/30/09 18:50/eli-c
Chromium	ND	mg/L		0.05		1	E200.8	01/30/09 18:50/eli-c
Copper	ND	mg/L		0.01		1	E200.8	01/30/09 18:50/eli-c
Iron	ND	mg/L		0.03		1	E200.7	01/30/09 20:32/eli-c
Lead	ND	mg/L		0.001		1	E200.8	01/30/09 18:50/eli-c
Manganese	0.04	mg/L		0.01		1	E200.8	01/30/09 18:50/eli-c
Mercury	ND	mg/L		0.001		1	E200.8	02/03/09 17:45/eli-c
Molybdenum	ND	mg/L		0.1		1	E200.8	01/30/09 18:50/eli-c
Nickel	ND	mg/L		0.05		1	E200.8	01/30/09 18:50/eli-c
Selenium	ND	mg/L		0.001		1	A3114 B	02/25/09 10:32/eli-c
Silver	ND	mg/L		0.005		1	E200.8	01/30/09 18:50/eli-c
Thorium 232	ND	mg/L		0.005		1	E200.8	01/30/09 18:50/eli-c
Uranium	0.0035	mg/L		0.0003		1	E200.8	01/30/09 18:50/eli-c

Report RL - Analyte reporting limit.

Definitions: QCL - Quality control limit.

D - RL increased due to sample matrix interference.

MCL - Maximum contaminant level.

ND - Not detected at the reporting limit.

Page 22 of 42



LABORATORY ANALYTICAL REPORT

Client: RESPEC Inc
Project: Edgemont
Lab ID: R09010301-008
Client Sample ID: DewBurd GW689

Report Date: 03/17/09
Collection Date: 01/20/09 13:05
Date Received: 01/21/09
Matrix: AQUEOUS

Analyses	Result	Units	Qual	RL	MCL/		Method	Analysis Date / By
					QCL	DF		
METALS - DISSOLVED								
Vanadium	ND	mg/L		0.1		1	E200.8	01/30/09 18:50/eli-c
Zinc	ND	mg/L		0.01		1	E200.8	01/30/09 18:50/eli-c
METALS - SUSPENDED								
Uranium	ND	mg/L		0.0003		1	E200.8	02/19/09 00:20/eli-c
METALS - SPECIATED								
Selenium-IV	ND	mg/L		0.001		1	A3114 B	02/24/09 16:31/eli-c
Selenium-VI	ND	mg/L		0.001		1	A3114 B	02/25/09 11:07/eli-c
RADIONUCLIDES - DISSOLVED								
Gross Alpha	52.8	pCi/L				1	E900.0	02/07/09 01:11/eli-ca
Gross Alpha precision (±)	4.4	pCi/L				1	E900.0	02/07/09 01:11/eli-ca
Gross Alpha MDC	2.8	pCi/L				1	E900.0	02/07/09 01:11/eli-ca
Gross Beta	17.6	pCi/L				1	E900.0	02/07/09 01:11/eli-ca
Gross Beta precision (±)	2.3	pCi/L				1	E900.0	02/07/09 01:11/eli-ca
Gross Beta MDC	3.3	pCi/L				1	E900.0	02/07/09 01:11/eli-ca
Lead 210	-0.4	pCi/L	U			1	E909.0M	02/03/09 10:43/eli-c
Lead 210 precision (±)	2.5	pCi/L				1	E909.0M	02/03/09 10:43/eli-c
Lead 210 MDC	4.2	pCi/L				1	E909.0M	02/03/09 10:43/eli-c
Polonium 210	-0.031	pCi/L	U			1	RMO-3008	02/13/09 14:35/eli-c
Polonium 210 MDC	0.62	pCi/L				1	RMO-3008	02/13/09 14:35/eli-c
Polonium 210 precision (±)	0.22	pCi/L				1	RMO-3008	02/13/09 14:35/eli-c
Radium 226	6.1	pCi/L				1	E903.0	02/05/09 14:35/eli-ca
Radium 226 precision (±)	0.5	pCi/L				1	E903.0	02/05/09 14:35/eli-ca
Thorium 230	0.0	pCi/L	U	0.2		1	E907.0	02/06/09 08:45/eli-c
Thorium 230 precision (±)	0.09	pCi/L				1	E907.0	02/06/09 08:45/eli-c
Gross Gamma	1000	pCi/L				1	E901.1	02/04/09 14:00/eli-c
Gross Gamma precision (±)	170	pCi/L				1	E901.1	02/04/09 14:00/eli-c
- The MDC for Pb-210 per RG 4.14 is 1 pCi/L. The current technique can achieve an MDC of about 5 pCi/L if we have sufficient sample to process 1.0 L, and this is reported on a sample specific basis. Please consult with your local regulatory agent prior to using these results for compliance purposes.								
RADIONUCLIDES - SUSPENDED								
Lead 210	-6	pCi/L	U			1	E909.0M	03/10/09 13:35/eli-c
Lead 210 precision (±)	4.7	pCi/L				1	E909.0M	03/10/09 13:35/eli-c
Lead 210 MDC	8.0	pCi/L				1	E909.0M	03/10/09 13:35/eli-c
Polonium 210	0.025	pCi/L	U			1	RMO-3008	02/19/09 09:56/eli-c
Polonium 210 precision (±)	0.30	pCi/L				1	RMO-3008	02/19/09 09:56/eli-c
Polonium 210 MDC	0.68	pCi/L				1	RMO-3008	02/19/09 09:56/eli-c
Radium 226	-0.4	pCi/L	U			1	E903.0	02/18/09 13:41/eli-ca
Radium 226 precision (±)	0.2	pCi/L				1	E903.0	02/18/09 13:41/eli-ca

Report RL - Analyte reporting limit.
Definitions: QCL - Quality control limit.
MDC - Minimum detectable concentration

MCL - Maximum contaminant level.
ND - Not detected at the reporting limit.
U - Not detected at minimum detectable concentration

Page 23 of 42



LABORATORY ANALYTICAL REPORT

Client: RESPEC Inc
Project: Edgemont
Lab ID: R09010301-008
Client Sample ID: DewBurd GW689

Report Date: 03/17/09
Collection Date: 01/20/09 13:05
Date Received: 01/21/09
Matrix: AQUEOUS

Analyses	Result	Units	Qual	RL	MCL/	DF	Method	Analysis Date / By
					QCL			
RADIONUCLIDES - SUSPENDED								
Radium 226 MDC	0.5	pCi/L				1	E903.0	02/18/09 13:41/eli-ca
Thorium 230	-0.2	pCi/L	U	0.2		1	E907.0	03/01/09 14:58/eli-c
Thorium 230 precision (±)	0.2	pCi/L				1	E907.0	03/01/09 14:58/eli-c
- The MDC for Pb-210 per RG 4.14 is 1 pCi/L. The current technique can achieve an MDC of about 5 pCi/L if we have sufficient sample to process 1.0 L, and this is reported on a sample specific basis. Please consult with your local regulatory agent prior to using these results for compliance purposes.								
RADIONUCLIDES - TOTAL								
Radon 222	1850	pCi/L		100		1	D5072-92	01/23/09 14:10/eli-c
Radon 222 precision (±)	78.7	pCi/L				1	D5072-92	01/23/09 14:10/eli-c
TOTAL METALS ANALYSES								
Antimony	ND	mg/L		0.003		1	E200.8	02/04/09 16:48/eli-c
Arsenic	ND	mg/L	D	0.002		1	E200.8	02/04/09 16:48/eli-c
Barium	ND	mg/L		0.1		1	E200.8	02/04/09 16:48/eli-c
Beryllium	ND	mg/L		0.001		1	E200.8	02/04/09 16:48/eli-c
Boron	ND	mg/L		0.1		1	E200.7	02/07/09 03:26/eli-c
Cadmium	ND	mg/L		0.005		1	E200.8	02/04/09 16:48/eli-c
Chromium	ND	mg/L		0.05		1	E200.8	02/04/09 16:48/eli-c
Copper	ND	mg/L		0.01		1	E200.8	02/04/09 16:48/eli-c
Iron	0.62	mg/L		0.03		1	E200.7	02/07/09 03:26/eli-c
Lead	ND	mg/L		0.001		1	E200.8	02/04/09 16:48/eli-c
Manganese	0.05	mg/L		0.01		1	E200.8	02/04/09 16:48/eli-c
Mercury	ND	mg/L		0.001		1	E245.1	01/26/09 10:43/eli-b
Molybdenum	ND	mg/L		0.1		1	E200.8	02/04/09 16:48/eli-c
Nickel	ND	mg/L		0.05		1	E200.8	02/04/09 16:48/eli-c
Selenium	ND	mg/L		0.001		1	E200.8	02/04/09 16:48/eli-c
Silver	ND	mg/L		0.005		1	E200.8	02/04/09 16:48/eli-c
Strontium	1.0	mg/L		0.1		1	E200.8	02/04/09 16:48/eli-c
Thallium	ND	mg/L		0.001		1	E200.8	02/04/09 16:48/eli-c
Uranium	0.0036	mg/L		0.0003		1	E200.8	02/04/09 16:48/eli-c
Zinc	ND	mg/L		0.01		1	E200.8	02/04/09 16:48/eli-c
DATA QUALITY								
A/C Balance (± 5)	-0.130	%				1	A1030 E	03/16/09 00:00/kl
Anions	11.5	meq/L				1	A1030 E	03/16/09 00:00/kl
Cations	11.5	meq/L				1	A1030 E	03/16/09 00:00/kl
Solids, Total Dissolved Calculated	765	mg/L				1	A1030 E	03/16/09 00:00/kl
TDS Balance (0.80 - 1.20)	1.02					1	A1030 E	03/16/09 00:00/kl

Report RL - Analyte reporting limit.
Definitions: QCL - Quality control limit.
MDC - Minimum detectable concentration
U - Not detected at minimum detectable concentration

MCL - Maximum contaminant level.
ND - Not detected at the reporting limit.
D - RL increased due to sample matrix interference.

Page 24 of 42



LABORATORY ANALYTICAL REPORT

Client: RESPEC Inc
Project: Edgemont
Lab ID: R09010301-009
Client Sample ID: DewBurd GW698

Report Date: 03/17/09
Collection Date: 01/20/09 14:07
Date Received: 01/21/09
Matrix: AQUEOUS

Analyses	Result	Units	Qual	RL	MCL/ QCL	DF	Method	Analysis Date / By
MAJOR IONS								
Alkalinity, Total as CaCO ₃	118	mg/L		5		1	A2320 B	01/26/09 14:28/mb
Carbonate as CO ₃	ND	mg/L		5		1	A2320 B	01/26/09 14:28/mb
Bicarbonate as HCO ₃	144	mg/L		5		1	A2320 B	01/26/09 14:28/mb
Calcium	341	mg/L		0.5		2	E200.7	01/30/09 20:37/eli-c
Chloride	10	mg/L		.1		1	E300.0	01/22/09 04:45/jmh
Fluoride	0.4	mg/L		0.1		1	E300.0	01/22/09 04:45/jmh
Magnesium	127	mg/L		0.5		2	E200.7	01/30/09 20:37/eli-c
Nitrogen, Ammonia as N	0.1	mg/L		0.1		1	A4500-NH ₃ G	01/21/09 17:21/jmh
Nitrogen, Nitrate as N	ND	mg/L		0.1		1	E300.0	01/22/09 04:45/jmh
Nitrogen, Nitrite as N	ND	mg/L		0.1		1	E300.0	01/22/09 04:45/jmh
Potassium	16.0	mg/L		0.5		2	E200.7	01/30/09 20:37/eli-c
Sodium	92.1	mg/L		0.5		2	E200.7	01/30/09 20:37/eli-c
Sulfate	1340	mg/L	D	3		50	E300.0	01/22/09 04:29/jmh
Silica	10.2	mg/L		0.2		2	E200.7	01/30/09 20:37/eli-c
PHYSICAL PROPERTIES								
Conductivity @ 25 C	2410	umhos/cm		5.0		1	A2510 B	01/22/09 15:01/tb
Oxidation-Reduction Potential	300	mV				1	A2580 B	01/27/09 11:00/jmh
pH	6.74	s.u.		0.01		1	A4500-H B	01/22/09 10:14/tb
Sodium Adsorption Ratio (SAR)	1.1	unitless		0.10		1	Calculation	03/16/09 16:28/ADM
Solids, Total Dissolved TDS @ 180 C	1700	mg/L		5		1	A2540 C	01/26/09 09:21/mb
METALS - DISSOLVED								
Aluminum	ND	mg/L		0.1		1	E200.8	02/03/09 18:06/eli-c
Arsenic	ND	mg/L		0.001		5	E200.8	01/30/09 18:57/eli-c
Barium	ND	mg/L		0.1		5	E200.8	01/30/09 18:57/eli-c
Boron	ND	mg/L		0.1		2	E200.7	01/30/09 20:37/eli-c
Cadmium	ND	mg/L		0.005		5	E200.8	01/30/09 18:57/eli-c
Chromium	ND	mg/L		0.05		5	E200.8	01/30/09 18:57/eli-c
Copper	ND	mg/L		0.01		5	E200.8	01/30/09 18:57/eli-c
Iron	1.74	mg/L		0.03		2	E200.7	01/30/09 20:37/eli-c
Lead	ND	mg/L		0.001		5	E200.8	01/30/09 18:57/eli-c
Manganese	2.39	mg/L		0.01		5	E200.8	01/30/09 18:57/eli-c
Mercury	ND	mg/L		0.001		1	E200.8	02/03/09 18:06/eli-c
Molybdenum	ND	mg/L		0.1		5	E200.8	01/30/09 18:57/eli-c
Nickel	ND	mg/L		0.05		5	E200.8	01/30/09 18:57/eli-c
Selenium	ND	mg/L		0.001		1	A3114 B	02/25/09 10:34/eli-c
Silver	ND	mg/L		0.005		5	E200.8	01/30/09 18:57/eli-c
Thorium 232	ND	mg/L		0.005		5	E200.8	01/30/09 18:57/eli-c
Uranium	0.100	mg/L		0.0003		5	E200.8	01/30/09 18:57/eli-c

Report RL - Analyte reporting limit.

Definitions: QCL - Quality control limit.

D - RL increased due to sample matrix interference.

MCL - Maximum contaminant level.

ND - Not detected at the reporting limit.

Page 25 of 42



LABORATORY ANALYTICAL REPORT

Client: RESPEC Inc
Project: Edgemont
Lab ID: R09010301-009
Client Sample ID: DewBurd GW698

Report Date: 03/17/09
Collection Date: 01/20/09 14:07
Date Received: 01/21/09
Matrix: AQUEOUS

Analyses	Result	Units	Qual	RL	MCL/ QCL	DF	Method	Analysis Date / By
METALS - DISSOLVED								
Vanadium	ND	mg/L		0.1		5	E200.8	01/30/09 18:57/eli-c
Zinc	ND	mg/L		0.01		5	E200.8	01/30/09 18:57/eli-c
METALS - SUSPENDED								
Uranium	0.0021	mg/L		0.0003		1	E200.8	02/19/09 01:21/eli-c
METALS - SPECIATED								
Selenium-IV	ND	mg/L		0.001		1	A3114 B	02/24/09 16:33/eli-c
Selenium-VI	ND	mg/L		0.001		1	A3114 B	02/25/09 11:07/eli-c
RADIONUCLIDES - DISSOLVED								
Gross Alpha	1960	pCi/L				1	E900.0	02/07/09 01:11/eli-c
Gross Alpha precision (±)	40.9	pCi/L				1	E900.0	02/07/09 01:11/eli-c
Gross Alpha MDC	7.4	pCi/L				1	E900.0	02/07/09 01:11/eli-c
Gross Beta	547	pCi/L				1	E900.0	02/07/09 01:11/eli-c
Gross Beta precision (±)	11.6	pCi/L				1	E900.0	02/07/09 01:11/eli-c
Gross Beta MDC	8.7	pCi/L				1	E900.0	02/07/09 01:11/eli-c
Lead 210	0.1	pCi/L	U			1	E909.0M	02/03/09 10:43/eli-c
Lead 210 precision (±)	2.5	pCi/L				1	E909.0M	02/03/09 10:43/eli-c
Lead 210 MDC	4.2	pCi/L				1	E909.0M	02/03/09 10:43/eli-c
Polonium 210	0.42	pCi/L	U			1	RMO-3008	02/13/09 14:35/eli-c
Polonium 210 MDC	0.68	pCi/L				1	RMO-3008	02/13/09 14:35/eli-c
Polonium 210 precision (±)	0.51	pCi/L				1	RMO-3008	02/13/09 14:35/eli-c
Radium 226	386	pCi/L				1	E903.0	02/05/09 14:35/eli-c
Radium 226 precision (±)	3.8	pCi/L				1	E903.0	02/05/09 14:35/eli-c
Thorium 230	0.1	pCi/L	U	0.2		1	E907.0	02/06/09 08:45/eli-c
Thorium 230 precision (±)	0.2	pCi/L				1	E907.0	02/06/09 08:45/eli-c
Gross Gamma	1400	pCi/L				1	E901.1	02/04/09 14:00/eli-c
Gross Gamma precision (±)	220	pCi/L				1	E901.1	02/04/09 14:00/eli-c
- The MDC for Pb-210 per RG 4.14 is 1 pCi/L. The current technique can achieve an MDC of about 5 pCi/L if we have sufficient sample to process 1.0 L, and this is reported on a sample specific basis. Please consult with your local regulatory agent prior to using these results for compliance purposes.								
RADIONUCLIDES - SUSPENDED								
Lead 210	0.9	pCi/L	U			1	E909.0M	03/10/09 13:35/eli-c
Lead 210 precision (±)	4.8	pCi/L				1	E909.0M	03/10/09 13:35/eli-c
Lead 210 MDC	8.0	pCi/L				1	E909.0M	03/10/09 13:35/eli-c
Polonium 210	2.0	pCi/L				1	RMO-3008	02/19/09 09:56/eli-c
Polonium 210 precision (±)	0.96	pCi/L				1	RMO-3008	02/19/09 09:56/eli-c
Polonium 210 MDC	0.59	pCi/L				1	RMO-3008	02/19/09 09:56/eli-c
Radium 226	7.3	pCi/L				1	E903.0	02/18/09 13:41/eli-c
Radium 226 precision (±)	0.8	pCi/L				1	E903.0	02/18/09 13:41/eli-c

Report RL - Analyte reporting limit.
Definitions: QCL - Quality control limit.
MDC - Minimum detectable concentration

MCL - Maximum contaminant level.
ND - Not detected at the reporting limit.
U - Not detected at minimum detectable concentration

Page 26 of 42



LABORATORY ANALYTICAL REPORT

Client: RESPEC Inc
Project: Edgemont
Lab ID: R09010301-009
Client Sample ID: DewBurd GW698

Report Date: 03/17/09
Collection Date: 01/20/09 14:07
Date Received: 01/21/09
Matrix: AQUEOUS

Analyses	Result	Units	Qual	RL	MCL/		Method	Analysis Date / By
					QCL	DF		
RADIONUCLIDES - SUSPENDED								
Radium 226 MDC	0.5	pCi/L				1	E903.0	02/18/09 13:41/eli-ce
Thorium 230	1.9	pCi/L		0.2		1	E907.0	03/01/09 14:58/eli-c
Thorium 230 precision (±)	0.6	pCi/L				1	E907.0	03/01/09 14:58/eli-c
- The MDC for Pb-210 per RG 4.14 is 1 pCi/L. The current technique can achieve an MDC of about 5 pCi/L if we have sufficient sample to process 1.0 L, and this is reported on a sample specific basis. Please consult with your local regulatory agent prior to using these results for compliance purposes.								
RADIONUCLIDES - TOTAL								
Radon 222	32100	pCi/L		100		1	D5072-92	01/23/09 14:10/eli-c
Radon 222 precision (±)	235	pCi/L				1	D5072-92	01/23/09 14:10/eli-c
TOTAL METALS ANALYSES								
Antimony	ND	mg/L		0.003		1	E200.8	02/04/09 17:22/eli-c
Arsenic	ND	mg/L	D	0.002		1	E200.8	02/04/09 17:22/eli-c
Barium	ND	mg/L		0.1		1	E200.8	02/04/09 17:22/eli-c
Beryllium	ND	mg/L		0.001		1	E200.8	02/04/09 17:22/eli-c
Boron	ND	mg/L		0.1		2	E200.7	02/07/09 03:31/eli-c
Cadmium	ND	mg/L		0.005		1	E200.8	02/04/09 17:22/eli-c
Chromium	ND	mg/L		0.05		1	E200.8	02/04/09 17:22/eli-c
Copper	ND	mg/L		0.01		1	E200.8	02/04/09 17:22/eli-c
Iron	4.60	mg/L		0.03		2	E200.7	02/07/09 03:31/eli-c
Lead	ND	mg/L		0.001		1	E200.8	02/04/09 17:22/eli-c
Manganese	2.37	mg/L		0.01		1	E200.8	02/04/09 17:22/eli-c
Mercury	ND	mg/L		0.001		1	E245.1	01/26/09 10:45/eli-b
Molybdenum	ND	mg/L		0.1		1	E200.8	02/04/09 17:22/eli-c
Nickel	ND	mg/L		0.05		1	E200.8	02/04/09 17:22/eli-c
Selenium	ND	mg/L	D	0.002		1	E200.8	02/04/09 17:22/eli-c
Silver	ND	mg/L		0.005		1	E200.8	02/04/09 17:22/eli-c
Strontium	4.8	mg/L		0.1		1	E200.8	02/04/09 17:22/eli-c
Thallium	ND	mg/L		0.001		1	E200.8	02/04/09 17:22/eli-c
Uranium	0.108	mg/L		0.0003		1	E200.8	02/04/09 17:22/eli-c
Zinc	ND	mg/L		0.01		1	E200.8	02/04/09 17:22/eli-c
DATA QUALITY								
A/C Balance (± 5)	2.51	%				1	A1030 E	03/16/09 00:00/lkl
Anions	30.6	meq/L				1	A1030 E	03/16/09 00:00/lkl
Cations	32.2	meq/L				1	A1030 E	03/16/09 00:00/lkl
Solids, Total Dissolved Calculated	2030	mg/L				1	A1030 E	03/16/09 00:00/lkl
TDS Balance (0.80 - 1.20)	0.820					1	A1030 E	03/16/09 00:00/lkl

Report Definitions: RL - Analyte reporting limit.
QCL - Quality control limit.
MDC - Minimum detectable concentration

MCL - Maximum contaminant level.
ND - Not detected at the reporting limit.
D - RL increased due to sample matrix interference.

Page 27 of 42



LABORATORY ANALYTICAL REPORT

Client: RESPEC Inc
Project: Edgemont
Lab ID: R09010301-010
Client Sample ID: DewBurd GW3026

Report Date: 03/17/09
Collection Date: 01/20/09 14:25
Date Received: 01/21/09
Matrix: AQUEOUS

Analyses	Result	Units	Qual	RL	MCL/ QCL	DF	Method	Analysis Date / By
MAJOR IONS								
Alkalinity, Total as CaCO ₃	174	mg/L		5		1	A2320 B	01/26/09 14:30/mb
Carbonate as CO ₃	ND	mg/L		5		1	A2320 B	01/26/09 14:30/mb
Bicarbonate as HCO ₃	212	mg/L		5		1	A2320 B	01/26/09 14:30/mb
Calcium	350	mg/L		0.5		2	E200.7	01/30/09 20:42/eli-c
Chloride	16	mg/L		1		1	E300.0	01/22/09 06:24/jmh
Fluoride	0.6	mg/L		0.1		1	E300.0	01/22/09 06:24/jmh
Magnesium	114	mg/L		0.5		2	E200.7	01/30/09 20:42/eli-c
Nitrogen, Ammonia as N	0.5	mg/L		0.1		1	A4500-NH ₃ G	01/21/09 17:22/jmh
Nitrogen, Nitrate as N	ND	mg/L		0.1		1	E300.0	01/22/09 06:24/jmh
Nitrogen, Nitrite as N	ND	mg/L		0.1		1	E300.0	01/22/09 06:24/jmh
Potassium	20.6	mg/L		0.5		2	E200.7	01/30/09 20:42/eli-c
Sodium	161	mg/L		0.5		2	E200.7	01/30/09 20:42/eli-c
Sulfate	1310	mg/L	D	3		50	E300.0	01/22/09 05:34/jmh
Silica	8.5	mg/L		0.2		2	E200.7	01/30/09 20:42/eli-c
PHYSICAL PROPERTIES								
Conductivity @ 25 C	2600	umhos/cm		5.0		1	A2510 B	01/22/09 15:03/tb
Oxidation-Reduction Potential	240	mV				1	A2580 B	01/27/09 11:00/jmh
pH	6.67	s.u.		0.01		1	A4500-H B	01/22/09 10:15/tb
Sodium Adsorption Ratio (SAR)	1.9	unitless		0.10		1	Calculation	03/16/09 16:28/ADM
Solids, Total Dissolved TDS @ 180 C	2100	mg/L		5		1	A2540 C	01/26/09 09:22/mb
METALS - DISSOLVED								
Aluminum	ND	mg/L		0.1		1	E200.8	02/03/09 18:40/eli-c
Arsenic	0.001	mg/L		0.001		5	E200.8	01/30/09 19:04/eli-c
Barium	ND	mg/L		0.1		5	E200.8	01/30/09 19:04/eli-c
Boron	ND	mg/L		0.1		2	E200.7	01/30/09 20:42/eli-c
Cadmium	ND	mg/L		0.005		5	E200.8	01/30/09 19:04/eli-c
Chromium	ND	mg/L		0.05		5	E200.8	01/30/09 19:04/eli-c
Copper	ND	mg/L		0.01		5	E200.8	01/30/09 19:04/eli-c
Iron	6.85	mg/L		0.03		2	E200.7	01/30/09 20:42/eli-c
Lead	ND	mg/L		0.001		5	E200.8	01/30/09 19:04/eli-c
Manganese	1.16	mg/L		0.01		5	E200.8	01/30/09 19:04/eli-c
Mercury	ND	mg/L		0.001		1	E200.8	02/03/09 18:40/eli-c
Molybdenum	ND	mg/L		0.1		5	E200.8	01/30/09 19:04/eli-c
Nickel	ND	mg/L		0.05		5	E200.8	01/30/09 19:04/eli-c
Selenium	ND	mg/L		0.001		1	A3114 B	02/25/09 10:37/eli-c
Silver	ND	mg/L		0.005		5	E200.8	01/30/09 19:04/eli-c
Thorium 232	ND	mg/L		0.005		5	E200.8	01/30/09 19:04/eli-c
Uranium	0.0039	mg/L		0.0003		5	E200.8	01/30/09 19:04/eli-c

Report RL - Analyte reporting limit.

Definitions: QCL - Quality control limit.

D - RL increased due to sample matrix interference.

MCL - Maximum contaminant level.

ND - Not detected at the reporting limit.

Page 28 of 42



LABORATORY ANALYTICAL REPORT

Client: RESPEC Inc
Project: Edgemont
Lab ID: R09010301-010
Client Sample ID: DewBurd GW3026

Report Date: 03/17/09
Collection Date: 01/20/09 14:25
Date Received: 01/21/09
Matrix: AQUEOUS

Analyses	Result	Units	Qual	RL	MCL/ QCL	DF	Method	Analysis Date / By
METALS - DISSOLVED								
Vanadium	ND	mg/L		0.1		5	E200.8	01/30/09 19:04/eli-c
Zinc	0.02	mg/L		0.01		5	E200.8	01/30/09 19:04/eli-c
METALS - SUSPENDED								
Uranium	0.0003	mg/L		0.0003		1	E200.8	02/19/09 01:25/eli-c
METALS - SPECIATED								
Selenium-IV	ND	mg/L		0.001		1	A3114 B	02/24/09 16:35/eli-c
Selenium-VI	ND	mg/L		0.001		1	A3114 B	02/25/09 11:07/eli-c
RADIONUCLIDES - DISSOLVED								
Gross Alpha	51.6	pCi/L				1	E900.0	02/07/09 01:12/eli-ca
Gross Alpha precision (±)	7.8	pCi/L				1	E900.0	02/07/09 01:12/eli-ca
Gross Alpha MDC	7.3	pCi/L				1	E900.0	02/07/09 01:12/eli-ca
Gross Beta	24.9	pCi/L				1	E900.0	02/07/09 01:12/eli-ca
Gross Beta precision (±)	5.6	pCi/L				1	E900.0	02/07/09 01:12/eli-ca
Gross Beta MDC	8.7	pCi/L				1	E900.0	02/07/09 01:12/eli-ca
Lead 210	-0.9	pCi/L	U			1	E909.0M	02/03/09 10:43/eli-c
Lead 210 precision (±)	2.5	pCi/L				1	E909.0M	02/03/09 10:43/eli-c
Lead 210 MDC	4.2	pCi/L				1	E909.0M	02/03/09 10:43/eli-c
Polonium 210	0.053	pCi/L	U			1	RMO-3008	02/13/09 14:35/eli-c
Polonium 210 MDC	0.75	pCi/L				1	RMO-3008	02/13/09 14:35/eli-c
Polonium 210 precision (±)	0.34	pCi/L				1	RMO-3008	02/13/09 14:35/eli-c
Radium 226	3.5	pCi/L				1	E903.0	02/05/09 14:35/eli-ca
Radium 226 precision (±)	0.4	pCi/L				1	E903.0	02/05/09 14:35/eli-ca
Thorium 230	0.0	pCi/L	U	0.2		1	E907.0	02/06/09 08:45/eli-c
Thorium 230 precision (±)	0.1	pCi/L				1	E907.0	02/06/09 08:45/eli-c
Gross Gamma	1000	pCi/L				1	E901.1	02/04/09 14:00/eli-c
Gross Gamma precision (±)	190	pCi/L				1	E901.1	02/04/09 14:00/eli-c
- The MDC for Pb-210 per RG 4.14 is 1 pCi/L. The current technique can achieve an MDC of about 5 pCi/L if we have sufficient sample to process 1.0 L, and this is reported on a sample specific basis. Please consult with your local regulatory agent prior to using these results for compliance purposes.								
RADIONUCLIDES - SUSPENDED								
Lead 210	-0.5	pCi/L	U			1	E909.0M	03/10/09 13:35/eli-c
Lead 210 precision (±)	4.8	pCi/L				1	E909.0M	03/10/09 13:35/eli-c
Lead 210 MDC	8.0	pCi/L				1	E909.0M	03/10/09 13:35/eli-c
Polonium 210	-0.058	pCi/L	U			1	RMO-3008	02/19/09 09:56/eli-c
Polonium 210 precision (±)	0.27	pCi/L				1	RMO-3008	02/19/09 09:56/eli-c
Polonium 210 MDC	0.75	pCi/L				1	RMO-3008	02/19/09 09:56/eli-c
Radium 226	0.6	pCi/L				1	E903.0	02/18/09 13:41/eli-ca
Radium 226 precision (±)	0.4	pCi/L				1	E903.0	02/18/09 13:41/eli-ca

Report RL - Analyte reporting limit.
Definitions: QCL - Quality control limit.
MDC - Minimum detectable concentration

MCL - Maximum contaminant level.
ND - Not detected at the reporting limit.
U - Not detected at minimum detectable concentration

Page 29 of 42



LABORATORY ANALYTICAL REPORT

Client: RESPEC Inc
Project: Edgemont
Lab ID: R09010301-010
Client Sample ID: DewBurd GW3026

Report Date: 03/17/09
Collection Date: 01/20/09 14:25
Date Received: 01/21/09
Matrix: AQUEOUS

Analyses	Result	Units	Qual	RL	MCL/		DF	Method	Analysis Date / By
					QCL				
RADIONUCLIDES - SUSPENDED									
Radium 226 MDC	0.5	pCi/L					1	E903.0	02/18/09 13:41/eli-ca
Thorium 230	-0.1	pCi/L	U	0.2			1	E907.0	03/01/09 14:58/eli-c
Thorium 230 precision (±)	0.3	pCi/L					1	E907.0	03/01/09 14:58/eli-c
- The MDC for Pb-210 per RG 4.14 is 1 pCi/L. The current technique can achieve an MDC of about 5 pCi/L if we have sufficient sample to process 1.0 L, and this is reported on a sample specific basis. Please consult with your local regulatory agent prior to using these results for compliance purposes.									
RADIONUCLIDES - TOTAL									
Radon 222	295	pCi/L		100			1	D5072-92	01/23/09 14:10/eli-c
Radon 222 precision (±)	59.9	pCi/L					1	D5072-92	01/23/09 14:10/eli-c
TOTAL METALS ANALYSES									
Antimony	ND	mg/L		0.003			1	E200.8	01/30/09 21:20/eli-c
Arsenic	0.010	mg/L		0.001			1	E200.8	02/04/09 18:10/eli-c
Barium	ND	mg/L		0.1			1	E200.8	01/30/09 21:20/eli-c
Beryllium	ND	mg/L		0.001			1	E200.8	01/30/09 21:20/eli-c
Boron	0.2	mg/L		0.1			2	E200.7	02/05/09 19:27/eli-c
Cadmium	ND	mg/L		0.005			1	E200.8	01/30/09 21:20/eli-c
Chromium	ND	mg/L		0.05			1	E200.8	01/30/09 21:20/eli-c
Copper	ND	mg/L		0.01			1	E200.8	01/30/09 21:20/eli-c
Iron	17.0	mg/L	D	0.04			2	E200.7	02/05/09 19:27/eli-c
Lead	ND	mg/L		0.001			1	E200.8	01/30/09 21:20/eli-c
Manganese	1.20	mg/L		0.01			1	E200.8	01/30/09 21:20/eli-c
Mercury	ND	mg/L		0.001			1	E245.1	01/26/09 10:48/eli-b
Molybdenum	ND	mg/L		0.1			1	E200.8	02/04/09 18:10/eli-c
Nickel	ND	mg/L		0.05			1	E200.8	01/30/09 21:20/eli-c
Selenium	0.003	mg/L		0.001			1	E200.8	02/04/09 18:10/eli-c
Silver	ND	mg/L		0.005			1	E200.8	01/30/09 21:20/eli-c
Strontium	6.0	mg/L		0.1			1	E200.8	02/04/09 18:10/eli-c
Thallium	ND	mg/L		0.001			1	E200.8	01/30/09 21:20/eli-c
Uranium	0.0047	mg/L		0.0003			1	E200.8	01/30/09 21:20/eli-c
Zinc	ND	mg/L		0.01			1	E200.8	01/30/09 21:20/eli-c
DATA QUALITY									
A/C Balance (± 5)	5.42	%					1	A1030 E	03/16/09 00:00/lkl
Anions	31.2	meq/L					1	A1030 E	03/16/09 00:00/lkl
Cations	34.8	meq/L					1	A1030 E	03/16/09 00:00/lkl
Solids, Total Dissolved Calculated	2100	mg/L					1	A1030 E	03/16/09 00:00/lkl
TDS Balance (0.80 - 1.20)	0.990						1	A1030 E	03/16/09 00:00/lkl

Report RL - Analyte reporting limit.

Definitions: QCL - Quality control limit.

MDC - Minimum detectable concentration

U - Not detected at minimum detectable concentration

MCL - Maximum contaminant level.

ND - Not detected at the reporting limit.

D - RL increased due to sample matrix interference.

Page 30 of 42



LABORATORY ANALYTICAL REPORT

Client: RESPEC Inc
Project: Edgemont
Lab ID: R09010301-011
Client Sample ID: DewBurd GW680

Report Date: 03/17/09
Collection Date: 01/20/09 15:25
Date Received: 01/21/09
Matrix: AQUEOUS

Analyses	Result	Units	Qual	RL	MCL/ QCL	DF	Method	Analysis Date / By
MAJOR IONS								
Alkalinity, Total as CaCO3	252	mg/L		5		1	A2320 B	01/26/09 14:32/mb
Carbonate as CO3	ND	mg/L		5		1	A2320 B	01/26/09 14:32/mb
Bicarbonate as HCO3	307	mg/L		5		1	A2320 B	01/26/09 14:32/mb
Calcium	358	mg/L		0.5		2	E200.7	01/30/09 21:10/eli-c
Chloride	13	mg/L		1		1	E300.0	01/22/09 06:56/jmh
Fluoride	0.5	mg/L		0.1		1	E300.0	01/22/09 06:56/jmh
Magnesium	117	mg/L		0.5		2	E200.7	01/30/09 21:10/eli-c
Nitrogen, Ammonia as N	ND	mg/L		0.1		1	A4500-NH3 G	01/21/09 17:23/jmh
Nitrogen, Nitrate as N	ND	mg/L		0.1		1	E300.0	01/22/09 06:56/jmh
Nitrogen, Nitrite as N	ND	mg/L		0.1		1	E300.0	01/22/09 06:56/jmh
Potassium	19.8	mg/L		0.5		2	E200.7	01/30/09 21:10/eli-c
Sodium	145	mg/L		0.5		2	E200.7	01/30/09 21:10/eli-c
Sulfate	1370	mg/L	D	3		50	E300.0	01/22/09 06:40/jmh
Silica	8.7	mg/L		0.2		2	E200.7	01/30/09 21:10/eli-c
PHYSICAL PROPERTIES								
Conductivity @ 25 C	2480	umhos/cm		5.0		1	A2510 B	01/22/09 15:05/tb
Oxidation-Reduction Potential	260	mV				1	A2580 B	01/27/09 11:00/jmh
pH	7.12	s.u.		0.01		1	A4500-H B	01/22/09 10:17/tb
Sodium Adsorption Ratio (SAR)	1.7	unitless		0.10		1	Calculation	03/16/09 16:28/ADM
Solids, Total Dissolved TDS @ 180 C	2200	mg/L		5		1	A2540 C	01/26/09 09:22/mb
METALS - DISSOLVED								
Aluminum	ND	mg/L		0.1		1	E200.8	02/03/09 18:46/eli-c
Arsenic	ND	mg/L		0.001		5	E200.8	01/30/09 19:52/eli-c
Barium	ND	mg/L		0.1		5	E200.8	01/30/09 19:52/eli-c
Boron	ND	mg/L		0.1		2	E200.7	01/30/09 21:10/eli-c
Cadmium	ND	mg/L		0.005		5	E200.8	01/30/09 19:52/eli-c
Chromium	ND	mg/L		0.05		5	E200.8	01/30/09 19:52/eli-c
Copper	ND	mg/L		0.01		5	E200.8	01/30/09 19:52/eli-c
Iron	ND	mg/L		0.03		2	E200.7	01/30/09 21:10/eli-c
Lead	ND	mg/L		0.001		5	E200.8	01/30/09 19:52/eli-c
Manganese	0.47	mg/L		0.01		5	E200.8	01/30/09 19:52/eli-c
Mercury	ND	mg/L		0.001		1	E200.8	02/03/09 18:46/eli-c
Molybdenum	ND	mg/L		0.1		5	E200.8	01/30/09 19:52/eli-c
Nickel	ND	mg/L		0.05		5	E200.8	01/30/09 19:52/eli-c
Selenium	ND	mg/L		0.001		1	A3114 B	02/25/09 10:43/eli-c
Silver	ND	mg/L		0.005		5	E200.8	01/30/09 19:52/eli-c
Thorium 232	ND	mg/L		0.005		5	E200.8	01/30/09 19:52/eli-c
Uranium	0.0205	mg/L		0.0003		5	E200.8	01/30/09 19:52/eli-c

Report RL - Analyte reporting limit.
Definitions: QCL - Quality control limit.
D - RL increased due to sample matrix interference.

MCL - Maximum contaminant level.
ND - Not detected at the reporting limit.

Page 31 of 42



LABORATORY ANALYTICAL REPORT

Client: RESPEC Inc
Project: Edgemont
Lab ID: R09010301-011
Client Sample ID: DewBurd GW680

Report Date: 03/17/09
Collection Date: 01/20/09 15:25
Date Received: 01/21/09
Matrix: AQUEOUS

Analyses	Result	Units	Qual	RL	MCL/ QCL	DF	Method	Analysis Date / By
METALS - DISSOLVED								
Vanadium	ND	mg/L		0.1		5	E200.8	01/30/09 19:52/eli-c
Zinc	0.01	mg/L		0.01		5	E200.8	01/30/09 19:52/eli-c
METALS - SUSPENDED								
Uranium	ND	mg/L		0.0003		1	E200.8	02/19/09 01:29/eli-c
METALS - SPECIATED								
Selenium-IV	ND	mg/L		0.001		1	A3114 B	02/24/09 16:42/eli-c
Selenium-VI	ND	mg/L		0.001		1	A3114 B	02/25/09 11:07/eli-c
RADIONUCLIDES - DISSOLVED								
Gross Alpha	6730	pCi/L				1	E900.0	02/07/09 01:12/eli-ca
Gross Alpha precision (±)	79.0	pCi/L				1	E900.0	02/07/09 01:12/eli-ca
Gross Alpha MDC	8.1	pCi/L				1	E900.0	02/07/09 01:12/eli-ca
Gross Beta	1790	pCi/L				1	E900.0	02/07/09 01:12/eli-ca
Gross Beta precision (±)	19.6	pCi/L				1	E900.0	02/07/09 01:12/eli-ca
Gross Beta MDC	8.8	pCi/L				1	E900.0	02/07/09 01:12/eli-ca
Lead 210	5.4	pCi/L				1	E909.0M	02/03/09 10:43/eli-c
Lead 210 precision (±)	2.6	pCi/L				1	E909.0M	02/03/09 10:43/eli-c
Lead 210 MDC	4.2	pCi/L				1	E909.0M	02/03/09 10:43/eli-c
Polonium 210	0.53	pCi/L	U			1	RMO-3008	02/13/09 14:35/eli-c
Polonium 210 MDC	0.51	pCi/L				1	RMO-3008	02/13/09 14:35/eli-c
Polonium 210 precision (±)	0.48	pCi/L				1	RMO-3008	02/13/09 14:35/eli-c
Radium 226	1360	pCi/L				1	E903.0	02/05/09 14:35/eli-ca
Radium 226 precision (±)	7.5	pCi/L				1	E903.0	02/05/09 14:35/eli-ca
Thorium 230	0.0	pCi/L	U	0.2		1	E907.0	02/06/09 08:45/eli-c
Thorium 230 precision (±)	0.1	pCi/L				1	E907.0	02/06/09 08:45/eli-c
Gross Gamma	1700	pCi/L				1	E901.1	02/04/09 14:00/eli-c
Gross Gamma precision (±)	240	pCi/L				1	E901.1	02/04/09 14:00/eli-c
RADIONUCLIDES - SUSPENDED								
Lead 210	6.2	pCi/L	U			1	E909.0M	03/10/09 13:35/eli-c
Lead 210 precision (±)	4.8	pCi/L				1	E909.0M	03/10/09 13:35/eli-c
Lead 210 MDC	8.0	pCi/L				1	E909.0M	03/10/09 13:35/eli-c
Polonium 210	2.0	pCi/L				1	RMO-3008	02/19/09 09:56/eli-c
Polonium 210 precision (±)	0.94	pCi/L				1	RMO-3008	02/19/09 09:56/eli-c
Polonium 210 MDC	0.53	pCi/L				1	RMO-3008	02/19/09 09:56/eli-c
Radium 226	13.3	pCi/L				1	E903.0	02/18/09 13:41/eli-ca
Radium 226 precision (±)	1.1	pCi/L				1	E903.0	02/18/09 13:41/eli-ca
Radium 226 MDC	0.5	pCi/L				1	E903.0	02/18/09 13:41/eli-ca

Report RL - Analyte reporting limit.
Definitions: QCL - Quality control limit.
MDC - Minimum detectable concentration

MCL - Maximum contaminant level.
ND - Not detected at the reporting limit.
U - Not detected at minimum detectable concentration

Page 32 of 42



LABORATORY ANALYTICAL REPORT

Client: RESPEC Inc
Project: Edgemont
Lab ID: R09010301-011
Client Sample ID: DewBurd GW680

Report Date: 03/17/09
Collection Date: 01/20/09 15:25
Date Received: 01/21/09
Matrix: AQUEOUS

Analyses	Result	Units	Qual	RL	MCL/ QCL	DF	Method	Analysis Date / By
RADIONUCLIDES - SUSPENDED								
Thorium 230	-0.2	pCi/L	U	0.2		1	E907.0	03/01/09 14:58/eli-c
Thorium 230 precision (±)	0.2	pCi/L				1	E907.0	03/01/09 14:58/eli-c
- The MDC for Pb-210 per RG 4.14 is 1 pCi/L. The current technique can achieve an MDC of about 5 pCi/L if we have sufficient sample to process 1.0 L, and this is reported on a sample specific basis. Please consult with your local regulatory agent prior to using these results for compliance purposes.								
RADIONUCLIDES - TOTAL								
Radon 222	48000	pCi/L		100		1	D5072-92	01/23/09 14:10/eli-c
Radon 222 precision (±)	283	pCi/L				1	D5072-92	01/23/09 14:10/eli-c
TOTAL METALS ANALYSES								
Antimony	ND	mg/L		0.003		1	E200.8	01/30/09 21:26/eli-c
Arsenic	0.001	mg/L		0.001		1	E200.8	02/04/09 18:16/eli-c
Barium	ND	mg/L		0.1		1	E200.8	01/30/09 21:26/eli-c
Beryllium	ND	mg/L		0.001		1	E200.8	01/30/09 21:26/eli-c
Boron	0.1	mg/L		0.1		2	E200.7	02/05/09 19:48/eli-c
Cadmium	ND	mg/L		0.005		1	E200.8	01/30/09 21:26/eli-c
Chromium	ND	mg/L		0.05		1	E200.8	01/30/09 21:26/eli-c
Copper	ND	mg/L		0.01		1	E200.8	01/30/09 21:26/eli-c
Iron	0.30	mg/L	D	0.04		2	E200.7	02/05/09 19:48/eli-c
Lead	ND	mg/L		0.001		1	E200.8	01/30/09 21:26/eli-c
Manganese	0.46	mg/L		0.01		1	E200.8	01/30/09 21:26/eli-c
Mercury	ND	mg/L		0.001		1	E245.1	01/26/09 10:50/eli-b
Molybdenum	ND	mg/L		0.1		1	E200.8	02/04/09 18:16/eli-c
Nickel	ND	mg/L		0.05		1	E200.8	01/30/09 21:26/eli-c
Selenium	ND	mg/L		0.001		1	E200.8	02/04/09 18:16/eli-c
Silver	ND	mg/L		0.005		1	E200.8	01/30/09 21:26/eli-c
Strontium	7.1	mg/L		0.1		1	E200.8	02/04/09 18:16/eli-c
Thallium	ND	mg/L		0.001		1	E200.8	01/30/09 21:26/eli-c
Uranium	0.0220	mg/L		0.0003		1	E200.8	01/30/09 21:26/eli-c
Zinc	ND	mg/L		0.01		1	E200.8	01/30/09 21:26/eli-c
DATA QUALITY								
A/C Balance (± 5)	0.670	%				1	A1030 E	03/16/09 00:00/kl
Anions	33.9	meq/L				1	A1030 E	03/16/09 00:00/kl
Cations	34.3	meq/L				1	A1030 E	03/16/09 00:00/kl
Solids, Total Dissolved Calculated	2190	mg/L				1	A1030 E	03/16/09 00:00/kl
TDS Balance (0.80 - 1.20)	0.990					1	A1030 E	03/16/09 00:00/kl

Report RL - Analyte reporting limit.
Definitions: QCL - Quality control limit.
D - RL increased due to sample matrix interference.

MCL - Maximum contaminant level.
ND - Not detected at the reporting limit.
U - Not detected at minimum detectable concentration

Page 33 of 42



LABORATORY ANALYTICAL REPORT

Client: RESPEC Inc
Project: Edgemont
Lab ID: R09010301-012
Client Sample ID: DewBurd GW688

Report Date: 03/17/09
Collection Date: 01/20/09 15:35
Date Received: 01/21/09
Matrix: AQUEOUS

Analyses	Result	Units	Qual	RL	MCL/ QCL	DF	Method	Analysis Date / By
MAJOR IONS								
Alkalinity, Total as CaCO ₃	166	mg/L		5		1	A2320 B	01/26/09 14:45/mb
Carbonate as CO ₃	ND	mg/L		5		1	A2320 B	01/26/09 14:45/mb
Bicarbonate as HCO ₃	197	mg/L		5		1	A2320 B	01/26/09 14:45/mb
Calcium	48.8	mg/L		0.5		1	E200.7	01/30/09 21:19/eli-c
Chloride	11	mg/L		1		1	E300.0	01/22/09 07:29/jmh
Fluoride	0.6	mg/L		0.1		1	E300.0	01/22/09 07:29/jmh
Magnesium	20.5	mg/L		0.5		1	E200.7	01/30/09 21:19/eli-c
Nitrogen, Ammonia as N	0.2	mg/L		0.1		1	A4500-NH ₃ G	01/21/09 17:24/jmh
Nitrogen, Nitrate as N	ND	mg/L		0.1		1	E300.0	01/22/09 07:29/jmh
Nitrogen, Nitrite as N	ND	mg/L		0.1		1	E300.0	01/22/09 07:29/jmh
Potassium	14.2	mg/L		0.5		1	E200.7	01/30/09 21:19/eli-c
Sodium	189	mg/L		0.5		1	E200.7	01/30/09 21:19/eli-c
Sulfate	436	mg/L	D	3		50	E300.0	01/22/09 07:13/jmh
Silica	7.6	mg/L		0.2		1	E200.7	01/30/09 21:19/eli-c
PHYSICAL PROPERTIES								
Conductivity @ 25 C	1210	umhos/cm		5.0		1	A2510 B	01/22/09 15:07/tb
Oxidation-Reduction Potential	240	mV				1	A2580 B	01/27/09 11:00/jmh
pH	8.00	s.u.		0.01		1	A4500-H B	01/22/09 10:18/tb
Sodium Adsorption Ratio (SAR)	5.7	unitless		0.10		1	Calculation	03/16/09 16:28/ADM
Solids, Total Dissolved TDS @ 180 C	800	mg/L		5		1	A2540 C	01/26/09 09:23/mb
METALS - DISSOLVED								
Aluminum	ND	mg/L		0.1		1	E200.8	02/03/09 18:53/eli-c
Arsenic	0.002	mg/L		0.001		1	E200.8	01/30/09 19:58/eli-c
Barium	ND	mg/L		0.1		1	E200.8	01/30/09 19:58/eli-c
Boron	ND	mg/L		0.1		1	E200.7	01/30/09 21:19/eli-c
Cadmium	ND	mg/L		0.005		1	E200.8	01/30/09 19:58/eli-c
Chromium	ND	mg/L		0.05		1	E200.8	02/03/09 18:53/eli-c
Copper	ND	mg/L		0.01		1	E200.8	01/30/09 19:58/eli-c
Iron	0.03	mg/L		0.03		1	E200.7	01/30/09 21:19/eli-c
Lead	ND	mg/L		0.001		1	E200.8	01/30/09 19:58/eli-c
Manganese	0.05	mg/L		0.01		1	E200.8	02/02/09 23:01/eli-c
Mercury	ND	mg/L		0.001		1	E200.8	02/03/09 18:53/eli-c
Molybdenum	ND	mg/L		0.1		1	E200.8	01/30/09 19:58/eli-c
Nickel	ND	mg/L		0.05		1	E200.8	02/03/09 18:53/eli-c
Selenium	ND	mg/L		0.001		1	A3114 B	02/25/09 10:46/eli-c
Silver	ND	mg/L		0.005		1	E200.8	01/30/09 19:58/eli-c
Thorium 232	ND	mg/L		0.005		1	E200.8	01/30/09 19:58/eli-c
Uranium	ND	mg/L		0.0003		1	E200.8	01/30/09 19:58/eli-c

Report RL - Analyte reporting limit.

Definitions: QCL - Quality control limit.

D - RL increased due to sample matrix interference.

MCL - Maximum contaminant level.

ND - Not detected at the reporting limit.

Page 34 of 42



LABORATORY ANALYTICAL REPORT

Client: RESPEC Inc
Project: Edgemont
Lab ID: R09010301-012
Client Sample ID: DewBurd GW688

Report Date: 03/17/09
Collection Date: 01/20/09 15:35
Date Received: 01/21/09
Matrix: AQUEOUS

Analyses	Result	Units	Qual	MCL/			Method	Analysis Date / By
				RL	QCL	DF		
METALS - DISSOLVED								
Vanadium	ND	mg/L		0.1		1	E200.8	02/02/09 23:01/eli-c
Zinc	ND	mg/L		0.01		1	E200.8	01/30/09 19:58/eli-c
METALS - SUSPENDED								
Uranium	ND	mg/L		0.0003		1	E200.8	02/19/09 01:33/eli-c
METALS - SPECIATED								
Selenium-IV	ND	mg/L		0.001		1	A3114 B	02/24/09 16:44/eli-c
Selenium-VI	ND	mg/L		0.001		1	A3114 B	02/25/09 11:07/eli-c
RADIONUCLIDES - DISSOLVED								
Gross Alpha	25.6	pCi/L				1	E900.0	02/07/09 01:12/eli-ca
Gross Alpha precision (±)	3.6	pCi/L				1	E900.0	02/07/09 01:12/eli-ca
Gross Alpha MDC	3.2	pCi/L				1	E900.0	02/07/09 01:12/eli-ca
Gross Beta	15.8	pCi/L				1	E900.0	02/07/09 01:12/eli-ca
Gross Beta precision (±)	2.9	pCi/L				1	E900.0	02/07/09 01:12/eli-ca
Gross Beta MDC	4.3	pCi/L				1	E900.0	02/07/09 01:12/eli-ca
Lead 210	1.0	pCi/L	U			1	E909.0M	02/03/09 10:43/eli-c
Lead 210 precision (±)	2.5	pCi/L				1	E909.0M	02/03/09 10:43/eli-c
Lead 210 MDC	4.2	pCi/L				1	E909.0M	02/03/09 10:43/eli-c
Polonium 210	-0.0089	pCi/L	U			1	RMO-3008	02/13/09 14:35/eli-c
Polonium 210 MDC	0.71	pCi/L				1	RMO-3008	02/13/09 14:35/eli-c
Polonium 210 precision (±)	0.28	pCi/L				1	RMO-3008	02/13/09 14:35/eli-c
Radium 226	3.8	pCi/L				1	E903.0	02/05/09 14:35/eli-ca
Radium 226 precision (±)	0.4	pCi/L				1	E903.0	02/05/09 14:35/eli-ca
Thorium 230	0.1	pCi/L	U	0.2		1	E907.0	02/06/09 08:45/eli-c
Thorium 230 precision (±)	0.09	pCi/L				1	E907.0	02/06/09 08:45/eli-c
Gross Gamma	1100	pCi/L				1	E901.1	02/04/09 14:00/eli-c
Gross Gamma precision (±)	170	pCi/L				1	E901.1	02/04/09 14:00/eli-c
- The MDC for Pb-210 per RG 4.14 is 1 pCi/L. The current technique can achieve an MDC of about 5 pCi/L if we have sufficient sample to process 1.0 L, and this is reported on a sample specific basis. Please consult with your local regulatory agent prior to using these results for compliance purposes.								
RADIONUCLIDES - SUSPENDED								
Lead 210	3.2	pCi/L	U			1	E909.0M	03/10/09 13:35/eli-c
Lead 210 precision (±)	4.8	pCi/L				1	E909.0M	03/10/09 13:35/eli-c
Lead 210 MDC	8.0	pCi/L				1	E909.0M	03/10/09 13:35/eli-c
Polonium 210	-0.0045	pCi/L	U			1	RMO-3008	02/19/09 09:56/eli-c
Polonium 210 precision (±)	0.17	pCi/L				1	RMO-3008	02/19/09 09:56/eli-c
Polonium 210 MDC	0.43	pCi/L				1	RMO-3008	02/19/09 09:56/eli-c
Radium 226	0.1	pCi/L	U			1	E903.0	02/18/09 13:41/eli-ca
Radium 226 precision (±)	0.3	pCi/L				1	E903.0	02/18/09 13:41/eli-ca

Report RL - Analyte reporting limit.
Definitions: QCL - Quality control limit.
MDC - Minimum detectable concentration

MCL - Maximum contaminant level.
ND - Not detected at the reporting limit.
U - Not detected at minimum detectable concentration

Page 35 of 42



LABORATORY ANALYTICAL REPORT

Client: RESPEC Inc
Project: Edgemont
Lab ID: R09010301-012
Client Sample ID: DewBurd GW688

Report Date: 03/17/09
Collection Date: 01/20/09 15:35
Date Received: 01/21/09
Matrix: AQUEOUS

Analyses	Result	Units	Qual	RL	MCL/ QCL	DF	Method	Analysis Date / By
RADIONUCLIDES - SUSPENDED								
Radium 226 MDC	0.5	pCi/L				1	E903.0	02/18/09 13:41/eli-ca
Thorium 230	-0.1	pCi/L	U	0.2		1	E907.0	03/01/09 14:58/eli-c
Thorium 230 precision (±)	0.2	pCi/L				1	E907.0	03/01/09 14:58/eli-c
- The MDC for Pb-210 per RG 4.14 is 1 pCi/L. The current technique can achieve an MDC of about 5 pCi/L if we have sufficient sample to process 1.0 L, and this is reported on a sample specific basis. Please consult with your local regulatory agent prior to using these results for compliance purposes.								
RADIONUCLIDES - TOTAL								
Radon 222	152	pCi/L		100		1	D5072-92	01/23/09 14:10/eli-c
Radon 222 precision (±)	57.4	pCi/L				1	D5072-92	01/23/09 14:10/eli-c
TOTAL METALS ANALYSES								
Antimony	ND	mg/L		0.003		1	E200.8	01/30/09 21:33/eli-c
Arsenic	0.001	mg/L		0.001		1	E200.8	02/04/09 18:50/eli-c
Barium	ND	mg/L		0.1		1	E200.8	01/30/09 21:33/eli-c
Beryllium	ND	mg/L		0.001		1	E200.8	01/30/09 21:33/eli-c
Boron	ND	mg/L		0.1		2	E200.7	02/05/09 19:53/eli-c
Cadmium	ND	mg/L		0.005		1	E200.8	01/30/09 21:33/eli-c
Chromium	ND	mg/L		0.05		1	E200.8	01/30/09 21:33/eli-c
Copper	ND	mg/L		0.01		1	E200.8	01/30/09 21:33/eli-c
Iron	0.17	mg/L	D	0.04		2	E200.7	02/05/09 19:53/eli-c
Lead	ND	mg/L		0.001		1	E200.8	01/30/09 21:33/eli-c
Manganese	0.06	mg/L		0.01		1	E200.8	01/30/09 21:33/eli-c
Mercury	ND	mg/L		0.001		1	E245.1	01/26/09 10:53/eli-b
Molybdenum	ND	mg/L		0.1		1	E200.8	02/04/09 18:50/eli-c
Nickel	ND	mg/L		0.05		1	E200.8	01/30/09 21:33/eli-c
Selenium	ND	mg/L		0.001		1	E200.8	02/04/09 18:50/eli-c
Silver	ND	mg/L		0.005		1	E200.8	01/30/09 21:33/eli-c
Strontium	1.3	mg/L		0.1		1	E200.8	02/04/09 18:50/eli-c
Thallium	ND	mg/L		0.001		1	E200.8	01/30/09 21:33/eli-c
Uranium	ND	mg/L		0.0003		1	E200.8	01/30/09 21:33/eli-c
Zinc	ND	mg/L		0.01		1	E200.8	01/30/09 21:33/eli-c
DATA QUALITY								
A/C Balance (± 5)	-0.140	%				1	A1030 E	03/16/09 00:00/lkl
Anions	12.8	meq/L				1	A1030 E	03/16/09 00:00/lkl
Cations	12.7	meq/L				1	A1030 E	03/16/09 00:00/lkl
Solids, Total Dissolved Calculated	840	mg/L				1	A1030 E	03/16/09 00:00/lkl
TDS Balance (0.80 - 1.20)	0.950					1	A1030 E	03/16/09 00:00/lkl

Report Definitions:
RL - Analyte reporting limit.
QCL - Quality control limit.
MDC - Minimum detectable concentration
U - Not detected at minimum detectable concentration

MCL - Maximum contaminant level.
ND - Not detected at the reporting limit.
D - RL increased due to sample matrix interference.

Page 36 of 42



LABORATORY ANALYTICAL REPORT

Client: RESPEC Inc
Project: Edgemont
Lab ID: R09010301-013
Client Sample ID: DewBurd GW696

Report Date: 03/17/09
Collection Date: 01/20/09 16:55
Date Received: 01/21/09
Matrix: AQUEOUS

Analyses	Result	Units	Qual	RL	MCL/ QCL	DF	Method	Analysis Date / By
MAJOR IONS								
Alkalinity, Total as CaCO ₃	178	mg/L		5		1	A2320 B	01/26/09 14:47/mb
Carbonate as CO ₃	ND	mg/L		5		1	A2320 B	01/26/09 14:47/mb
Bicarbonate as HCO ₃	217	mg/L		5		1	A2320 B	01/26/09 14:47/mb
Calcium	27.0	mg/L		0.5		2	E200.7	01/30/09 21:24/eli-c
Chloride	12	mg/L		1		1	E300.0	01/22/09 08:02/jmh
Fluoride	0.5	mg/L		0.1		1	E300.0	01/22/09 08:02/jmh
Magnesium	9.6	mg/L		0.5		2	E200.7	01/30/09 21:24/eli-c
Nitrogen, Ammonia as N	0.4	mg/L		0.1		1	A4500-NH ₃ G	01/21/09 17:28/jmh
Nitrogen, Nitrate as N	ND	mg/L		0.1		1	E300.0	01/22/09 08:02/jmh
Nitrogen, Nitrite as N	ND	mg/L		0.1		1	E300.0	01/22/09 08:02/jmh
Potassium	8.8	mg/L		0.5		2	E200.7	01/30/09 21:24/eli-c
Sodium	253	mg/L		0.5		2	E200.7	01/30/09 21:24/eli-c
Sulfate	483	mg/L	D	3		50	E300.0	01/22/09 07:46/jmh
Silica	7.5	mg/L		0.2		2	E200.7	01/30/09 21:24/eli-c
PHYSICAL PROPERTIES								
Conductivity @ 25 C	1400	umhos/cm		5.0		1	A2510 B	01/22/09 15:08/tb
Oxidation-Reduction Potential	240	mV				1	A2580 B	01/27/09 11:00/jmh
pH	8.05	s.u.		0.01		1	A4500-H B	01/22/09 10:19/tb
Sodium Adsorption Ratio (SAR)	11	unitless		0.10		1	Calculation	03/16/09 16:28/ADM
Solids, Total Dissolved TDS @ 180 C	920	mg/L		5		1	A2540 C	01/26/09 09:25/mb
METALS - DISSOLVED								
Aluminum	ND	mg/L		0.1		1	E200.8	02/03/09 19:00/eli-c
Arsenic	ND	mg/L		0.001		1	E200.8	01/30/09 20:05/eli-c
Barium	ND	mg/L		0.1		1	E200.8	01/30/09 20:05/eli-c
Boron	ND	mg/L		0.1		2	E200.7	01/30/09 21:24/eli-c
Cadmium	ND	mg/L		0.005		1	E200.8	01/30/09 20:05/eli-c
Chromium	ND	mg/L		0.05		1	E200.8	01/30/09 20:05/eli-c
Copper	ND	mg/L		0.01		1	E200.8	01/30/09 20:05/eli-c
Iron	ND	mg/L		0.03		2	E200.7	01/30/09 21:24/eli-c
Lead	ND	mg/L		0.001		1	E200.8	01/30/09 20:05/eli-c
Manganese	0.06	mg/L		0.01		1	E200.8	01/30/09 20:05/eli-c
Mercury	ND	mg/L		0.001		1	E200.8	02/03/09 19:00/eli-c
Molybdenum	ND	mg/L		0.1		1	E200.8	01/30/09 20:05/eli-c
Nickel	ND	mg/L		0.05		1	E200.8	01/30/09 20:05/eli-c
Selenium	ND	mg/L		0.001		1	A3114 B	02/25/09 10:48/eli-c
Silver	ND	mg/L		0.005		1	E200.8	01/30/09 20:05/eli-c
Thorium 232	ND	mg/L		0.005		1	E200.8	01/30/09 20:05/eli-c
Uranium	ND	mg/L		0.0003		1	E200.8	01/30/09 20:05/eli-c

Report RL - Analyte reporting limit.

Definitions: QCL - Quality control limit.

D - RL increased due to sample matrix interference.

MCL - Maximum contaminant level.

ND - Not detected at the reporting limit.

Page 37 of 42



LABORATORY ANALYTICAL REPORT

Client: RESPEC Inc
Project: Edgemont
Lab ID: R09010301-013
Client Sample ID: DewBurd GW696

Report Date: 03/17/09
Collection Date: 01/20/09 16:55
Date Received: 01/21/09
Matrix: AQUEOUS

Analyses	Result	Units	Qual	RL	MCL/ QCL	DF	Method	Analysis Date / By
METALS - DISSOLVED								
Vanadium	ND	mg/L		0.1		1	E200.8	01/30/09 20:05/eli-c
Zinc	ND	mg/L		0.01		1	E200.8	01/30/09 20:05/eli-c
METALS - SUSPENDED								
Uranium	ND	mg/L		0.0003		1	E200.8	02/19/09 01:37/eli-c
METALS - SPECIATED								
Selenium-IV	ND	mg/L		0.001		1	A3114 B	02/24/09 16:47/eli-c
Selenium-VI	ND	mg/L		0.001		1	A3114 B	02/25/09 11:07/eli-c
RADIONUCLIDES - DISSOLVED								
Gross Alpha	20.2	pCi/L				1	E900.0	02/07/09 01:12/eli-c
Gross Alpha precision (±)	3.6	pCi/L				1	E900.0	02/07/09 01:12/eli-c
Gross Alpha MDC	3.6	pCi/L				1	E900.0	02/07/09 01:12/eli-c
Gross Beta	6.4	pCi/L				1	E900.0	02/07/09 01:12/eli-c
Gross Beta precision (±)	2.7	pCi/L				1	E900.0	02/07/09 01:12/eli-c
Gross Beta MDC	4.4	pCi/L				1	E900.0	02/07/09 01:12/eli-c
Lead 210	0.4	pCi/L	U			1	E909.0M	02/03/09 10:43/eli-c
Lead 210 precision (±)	2.5	pCi/L				1	E909.0M	02/03/09 10:43/eli-c
Lead 210 MDC	4.2	pCi/L				1	E909.0M	02/03/09 10:43/eli-c
Polonium 210	0.0	pCi/L	U			1	RMO-3008	02/13/09 14:35/eli-c
Polonium 210 MDC	0.61	pCi/L				1	RMO-3008	02/13/09 14:35/eli-c
Polonium 210 precision (±)	0.23	pCi/L				1	RMO-3008	02/13/09 14:35/eli-c
Radium 226	1	pCi/L				1	E903.0	02/05/09 14:35/eli-c
Radium 226 precision (±)	0.2	pCi/L				1	E903.0	02/05/09 14:35/eli-c
Thorium 230	0.1	pCi/L	U	0.2		1	E907.0	02/06/09 08:45/eli-c
Thorium 230 precision (±)	0.1	pCi/L				1	E907.0	02/06/09 08:45/eli-c
Gross Gamma	940	pCi/L				1	E901.1	02/04/09 14:00/eli-c
Gross Gamma precision (±)	170	pCi/L				1	E901.1	02/04/09 14:00/eli-c
- The MDC for Pb-210 per RG 4.14 is 1 pCi/L. The current technique can achieve an MDC of about 5 pCi/L if we have sufficient sample to process 1.0 L, and this is reported on a sample specific basis. Please consult with your local regulatory agent prior to using these results for compliance purposes.								
RADIONUCLIDES - SUSPENDED								
Lead 210	-4	pCi/L	U			1	E909.0M	03/10/09 13:35/eli-c
Lead 210 precision (±)	4.7	pCi/L				1	E909.0M	03/10/09 13:35/eli-c
Lead 210 MDC	8.0	pCi/L				1	E909.0M	03/10/09 13:35/eli-c
Polonium 210	-0.035	pCi/L	U			1	RMO-3008	02/19/09 09:56/eli-c
Polonium 210 precision (±)	0.18	pCi/L				1	RMO-3008	02/19/09 09:56/eli-c
Polonium 210 MDC	0.50	pCi/L				1	RMO-3008	02/19/09 09:56/eli-c
Radium 226	-0.4	pCi/L	U			1	E903.0	02/18/09 13:41/eli-c
Radium 226 precision (±)	0.2	pCi/L				1	E903.0	02/18/09 13:41/eli-c

Report RL - Analyte reporting limit.
Definitions: QCL - Quality control limit.
MDC - Minimum detectable concentration

MCL - Maximum contaminant level.
ND - Not detected at the reporting limit.
U - Not detected at minimum detectable concentration

Page 38 of 42



LABORATORY ANALYTICAL REPORT

Client: RESPEC Inc
Project: Edgemont
Lab ID: R09010301-013
Client Sample ID: DewBurd GW696

Report Date: 03/17/09
Collection Date: 01/20/09 16:55
Date Received: 01/21/09
Matrix: AQUEOUS

Analyses	Result	Units	Qual	RL	MCL/		DF	Method	Analysis Date / By
					QCL				
RADIONUCLIDES - SUSPENDED									
Radium 226 MDC	0.5	pCi/L					1	E903.0	02/18/09 13:41/eli-ca
Thorium 230	-0.1	pCi/L	U	0.2			1	E907.0	03/01/09 14:58/eli-c
Thorium 230 precision (±)	0.2	pCi/L					1	E907.0	03/01/09 14:58/eli-c
- The MDC for Pb-210 per RG 4.14 is 1 pCi/L. The current technique can achieve an MDC of about 5 pCi/L if we have sufficient sample to process 1.0 L, and this is reported on a sample specific basis. Please consult with your local regulatory agent prior to using these results for compliance purposes.									
RADIONUCLIDES - TOTAL									
Radon 222	250	pCi/L		100			1	D5072-92	01/23/09 14:10/eli-c
Radon 222 precision (±)	58.2	pCi/L					1	D5072-92	01/23/09 14:10/eli-c
TOTAL METALS ANALYSES									
Antimony	ND	mg/L		0.003			1	E200.8	01/30/09 21:40/eli-c
Arsenic	ND	mg/L		0.001			1	E200.8	02/04/09 20:33/eli-c
Barium	ND	mg/L		0.1			1	E200.8	01/30/09 21:40/eli-c
Beryllium	ND	mg/L		0.001			1	E200.8	01/30/09 21:40/eli-c
Boron	ND	mg/L		0.1			2	E200.7	02/05/09 19:57/eli-c
Cadmium	ND	mg/L		0.005			1	E200.8	01/30/09 21:40/eli-c
Chromium	ND	mg/L		0.05			1	E200.8	01/30/09 21:40/eli-c
Copper	ND	mg/L		0.01			1	E200.8	01/30/09 21:40/eli-c
Iron	0.14	mg/L	D	0.04			2	E200.7	02/05/09 19:57/eli-c
Lead	ND	mg/L		0.001			1	E200.8	01/30/09 21:40/eli-c
Manganese	0.06	mg/L		0.01			1	E200.8	01/30/09 21:40/eli-c
Mercury	ND	mg/L		0.001			1	E245.1	01/26/09 11:21/eli-b
Molybdenum	ND	mg/L		0.1			1	E200.8	02/04/09 20:33/eli-c
Nickel	ND	mg/L		0.05			1	E200.8	01/30/09 21:40/eli-c
Selenium	ND	mg/L		0.001			1	E200.8	02/04/09 20:33/eli-c
Silver	ND	mg/L		0.005			1	E200.8	01/30/09 21:40/eli-c
Strontium	0.8	mg/L		0.1			1	E200.8	02/04/09 20:33/eli-c
Thallium	ND	mg/L		0.001			1	E200.8	01/30/09 21:40/eli-c
Uranium	ND	mg/L		0.0003			1	E200.8	01/30/09 21:40/eli-c
Zinc	ND	mg/L		0.01			1	E200.8	01/30/09 21:40/eli-c
DATA QUALITY									
A/C Balance (± 5)	-2.22	%					1	A1030 E	03/16/09 00:00/kl
Anions	14.0	meq/L					1	A1030 E	03/16/09 00:00/kl
Cations	13.4	meq/L					1	A1030 E	03/16/09 00:00/kl
Solids, Total Dissolved Calculated	921	mg/L					1	A1030 E	03/16/09 00:00/kl
TDS Balance (0.80 - 1.20)	1.00						1	A1030 E	03/16/09 00:00/kl

Report RL - Analyte reporting limit.
Definitions: QCL - Quality control limit.
MDC - Minimum detectable concentration
U - Not detected at minimum detectable concentration

MCL - Maximum contaminant level.
ND - Not detected at the reporting limit.
D - RL increased due to sample matrix interference.

Page 39 of 42



LABORATORY ANALYTICAL REPORT

Client: RESPEC Inc
Project: Edgemont
Lab ID: R09010301-014
Client Sample ID: DewBurd GW694

Report Date: 03/17/09
Collection Date: 01/20/09 17:00
Date Received: 01/21/09
Matrix: AQUEOUS

Analyses	Result	Units	Qual	RL	MCL/ QCL	DF	Method	Analysis Date / By
MAJOR IONS								
Alkalinity, Total as CaCO ₃	208	mg/L		5		1	A2320 B	01/26/09 14:49/mb
Carbonate as CO ₃	ND	mg/L		5		1	A2320 B	01/26/09 14:49/mb
Bicarbonate as HCO ₃	254	mg/L		5		1	A2320 B	01/26/09 14:49/mb
Calcium	86.6	mg/L		0.5		2	E200.7	01/30/09 21:28/eli-c
Chloride	9	mg/L		1		1	E300.0	01/22/09 09:41/jmh
Fluoride	0.4	mg/L		0.1		1	E300.0	01/22/09 09:41/jmh
Magnesium	32.8	mg/L		0.5		2	E200.7	01/30/09 21:28/eli-c
Nitrogen, Ammonia as N	0.2	mg/L		0.1		1	A4500-NH ₃ G	01/21/09 17:31/jmh
Nitrogen, Nitrate as N	ND	mg/L		0.1		1	E300.0	01/22/09 09:41/jmh
Nitrogen, Nitrite as N	ND	mg/L		0.1		1	E300.0	01/22/09 09:41/jmh
Potassium	12.3	mg/L		0.5		2	E200.7	01/30/09 21:28/eli-c
Sodium	162	mg/L		0.5		2	E200.7	01/30/09 21:28/eli-c
Sulfate	508	mg/L	D	3		50	E300.0	01/22/09 08:51/jmh
Silica	7.6	mg/L		0.2		2	E200.7	01/30/09 21:28/eli-c
PHYSICAL PROPERTIES								
Conductivity @ 25 C	1370	umhos/cm		5.0		1	A2510 B	01/22/09 15:10/tb
Oxidation-Reduction Potential	270	mV				1	A2580 B	01/27/09 11:00/jmh
pH	7.55	s.u.		0.01		1	A4500-H B	01/22/09 10:20/tb
Sodium Adsorption Ratio (SAR)	3.8	unitless		0.10		1	Calculation	03/16/09 16:28/ADM
Solids, Total Dissolved TDS @ 180 C	960	mg/L		5		1	A2540 C	01/26/09 09:25/mb
METALS - DISSOLVED								
Aluminum	ND	mg/L		0.1		2	E200.7	02/20/09 13:06/eli-c
Arsenic	0.001	mg/L		0.001		1	E200.8	01/30/09 20:12/eli-c
Barium	ND	mg/L		0.1		1	E200.8	01/30/09 20:12/eli-c
Boron	ND	mg/L		0.1		2	E200.7	01/30/09 21:28/eli-c
Cadmium	ND	mg/L		0.005		1	E200.8	01/30/09 20:12/eli-c
Chromium	ND	mg/L		0.05		1	E200.8	01/30/09 20:12/eli-c
Copper	ND	mg/L		0.01		1	E200.8	01/30/09 20:12/eli-c
Iron	ND	mg/L		0.03		2	E200.7	01/30/09 21:28/eli-c
Lead	ND	mg/L		0.001		1	E200.8	01/30/09 20:12/eli-c
Manganese	0.15	mg/L		0.01		1	E200.8	01/30/09 20:12/eli-c
Mercury	ND	mg/L		0.001		1	E200.8	02/03/09 20:42/eli-c
Molybdenum	ND	mg/L		0.1		1	E200.8	01/30/09 20:12/eli-c
Nickel	ND	mg/L		0.05		1	E200.8	01/30/09 20:12/eli-c
Selenium	ND	mg/L		0.001		1	A3114 B	02/25/09 10:50/eli-c
Silver	ND	mg/L		0.005		1	E200.8	01/30/09 20:12/eli-c
Thorium 232	ND	mg/L		0.005		1	E200.8	01/30/09 20:12/eli-c
Uranium	0.0006	mg/L		0.0003		1	E200.8	01/30/09 20:12/eli-c

Report RL - Analyte reporting limit.
Definitions: QCL - Quality control limit.
D - RL increased due to sample matrix interference.

MCL - Maximum contaminant level.
ND - Not detected at the reporting limit.

Page 40 of 42



LABORATORY ANALYTICAL REPORT

Client: RESPEC Inc
Project: Edgemont
Lab ID: R09010301-014
Client Sample ID: DewBurd GW694

Report Date: 03/17/09
Collection Date: 01/20/09 17:00
Date Received: 01/21/09
Matrix: AQUEOUS

Analyses	Result	Units	Qual	RL	MCL/ QCL	DF	Method	Analysis Date / By
METALS - DISSOLVED								
Vanadium	ND	mg/L		0.1		1	E200.8	01/30/09 20:12/eli-c
Zinc	ND	mg/L		0.01		1	E200.8	01/30/09 20:12/eli-c
METALS - SUSPENDED								
Uranium	ND	mg/L		0.0003		1	E200.8	02/19/09 01:41/eli-c
METALS - SPECIATED								
Selenium-IV	ND	mg/L		0.001		1	A3114 B	02/24/09 16:49/eli-c
Selenium-VI	ND	mg/L		0.001		1	A3114 B	02/25/09 11:07/eli-c
RADIONUCLIDES - DISSOLVED								
Gross Alpha	25.9	pCi/L				1	E900.0	02/07/09 01:11/eli-ca
Gross Alpha precision (±)	3.9	pCi/L				1	E900.0	02/07/09 01:11/eli-ca
Gross Alpha MDC	3.7	pCi/L				1	E900.0	02/07/09 01:11/eli-ca
Gross Beta	16.8	pCi/L				1	E900.0	02/07/09 01:11/eli-ca
Gross Beta precision (±)	2.9	pCi/L				1	E900.0	02/07/09 01:11/eli-ca
Gross Beta MDC	4.4	pCi/L				1	E900.0	02/07/09 01:11/eli-ca
Lead 210	-0.9	pCi/L	U			1	E909.0M	02/03/09 10:43/eli-c
Lead 210 precision (±)	2.5	pCi/L				1	E909.0M	02/03/09 10:43/eli-c
Lead 210 MDC	4.2	pCi/L				1	E909.0M	02/03/09 10:43/eli-c
Polonium 210	0.045	pCi/L	U			1	RMO-3008	02/13/09 14:35/eli-c
Polonium 210 MDC	0.58	pCi/L				1	RMO-3008	02/13/09 14:35/eli-c
Polonium 210 precision (±)	0.26	pCi/L				1	RMO-3008	02/13/09 14:35/eli-c
Radium 226	1.7	pCi/L				1	E903.0	02/05/09 14:35/eli-ca
Radium 226 precision (±)	0.3	pCi/L				1	E903.0	02/05/09 14:35/eli-ca
Thorium 230	0.0	pCi/L	U	0.2		1	E907.0	02/06/09 08:45/eli-c
Thorium 230 precision (±)	0.09	pCi/L				1	E907.0	02/06/09 08:45/eli-c
Gross Gamma	1000	pCi/L				1	E901.1	02/04/09 14:00/eli-c
Gross Gamma precision (±)	150	pCi/L				1	E901.1	02/04/09 14:00/eli-c
- The MDC for Pb-210 per RG 4.14 is 1 pCi/L. The current technique can achieve an MDC of about 5 pCi/L if we have sufficient sample to process 1.0 L, and this is reported on a sample specific basis. Please consult with your local regulatory agent prior to using these results for compliance purposes.								
RADIONUCLIDES - SUSPENDED								
Lead 210	-1	pCi/L	U			1	E909.0M	03/10/09 13:35/eli-c
Lead 210 precision (±)	4.8	pCi/L				1	E909.0M	03/10/09 13:35/eli-c
Lead 210 MDC	8.0	pCi/L				1	E909.0M	03/10/09 13:35/eli-c
Polonium 210	0.056	pCi/L	U			1	RMO-3008	02/19/09 09:56/eli-c
Polonium 210 precision (±)	0.28	pCi/L				1	RMO-3008	02/19/09 09:56/eli-c
Polonium 210 MDC	0.59	pCi/L				1	RMO-3008	02/19/09 09:56/eli-c
Radium 226	-0.2	pCi/L	U			1	E903.0	02/18/09 15:51/eli-ca
Radium 226 precision (±)	0.2	pCi/L				1	E903.0	02/18/09 15:51/eli-ca

Report RL - Analyte reporting limit.
Definitions: QCL - Quality control limit.
MDC - Minimum detectable concentration

MCL - Maximum contaminant level.
ND - Not detected at the reporting limit.
U - Not detected at minimum detectable concentration

Page 41 of 42



LABORATORY ANALYTICAL REPORT

Client: RESPEC Inc
Project: Edgemont
Lab ID: R09010301-014
Client Sample ID: DewBurd GW694

Report Date: 03/17/09
Collection Date: 01/20/09 17:00
Date Received: 01/21/09
Matrix: AQUEOUS

Analyses	Result	Units	Qual	RL	MCL/		Method	Analysis Date / By
					QCL	DF		
RADIONUCLIDES - SUSPENDED								
Radium 226 MDC	0.4	pCi/L				1	E903.0	02/18/09 15:51/eli-ca
Thorium 230	-0.1	pCi/L	U	0.2		1	E907.0	03/01/09 14:58/eli-c
Thorium 230 precision (±)	0.2	pCi/L				1	E907.0	03/01/09 14:58/eli-c
- The MDC for Pb-210 per RG 4.14 is 1 pCi/L. The current technique can achieve an MDC of about 5 pCi/L if we have sufficient sample to process 1.0 L, and this is reported on a sample specific basis. Please consult with your local regulatory agent prior to using these results for compliance purposes.								
RADIONUCLIDES - TOTAL								
Radon 222	270	pCi/L		100		1	D5072-92	01/23/09 14:10/eli-c
Radon 222 precision (±)	58.4	pCi/L				1	D5072-92	01/23/09 14:10/eli-c
TOTAL METALS ANALYSES								
Antimony	ND	mg/L		0.003		1	E200.8	01/30/09 21:47/eli-c
Arsenic	0.002	mg/L		0.001		1	E200.8	02/04/09 20:39/eli-c
Barium	ND	mg/L		0.1		1	E200.8	01/30/09 21:47/eli-c
Beryllium	ND	mg/L		0.001		1	E200.8	01/30/09 21:47/eli-c
Boron	ND	mg/L		0.1		2	E200.7	02/05/09 20:02/eli-c
Cadmium	ND	mg/L		0.005		1	E200.8	01/30/09 21:47/eli-c
Chromium	ND	mg/L		0.05		1	E200.8	01/30/09 21:47/eli-c
Copper	ND	mg/L		0.01		1	E200.8	01/30/09 21:47/eli-c
Iron	0.15	mg/L	D	0.04		2	E200.7	02/05/09 20:02/eli-c
Lead	ND	mg/L		0.001		1	E200.8	01/30/09 21:47/eli-c
Manganese	0.15	mg/L		0.01		1	E200.8	01/30/09 21:47/eli-c
Mercury	ND	mg/L		0.001		1	E245.1	01/26/09 11:28/eli-b
Molybdenum	ND	mg/L		0.1		1	E200.8	02/04/09 20:39/eli-c
Nickel	ND	mg/L		0.05		1	E200.8	01/30/09 21:47/eli-c
Selenium	ND	mg/L		0.001		1	E200.8	02/04/09 20:39/eli-c
Silver	ND	mg/L		0.005		1	E200.8	01/30/09 21:47/eli-c
Strontium	2.7	mg/L		0.1		1	E200.8	02/04/09 20:39/eli-c
Thallium	ND	mg/L		0.001		1	E200.8	01/30/09 21:47/eli-c
Uranium	0.0006	mg/L		0.0003		1	E200.8	01/30/09 21:47/eli-c
Zinc	ND	mg/L		0.01		1	E200.8	01/30/09 21:47/eli-c
DATA QUALITY								
A/C Balance (± 5)	-2.05	%				1	A1030 E	03/16/09 00:00/lkl
Anions	15.0	meq/L				1	A1030 E	03/16/09 00:00/lkl
Cations	14.4	meq/L				1	A1030 E	03/16/09 00:00/lkl
Solids, Total Dissolved Calculated	956	mg/L				1	A1030 E	03/16/09 00:00/lkl
TDS Balance (0.80 - 1.20)	1.00					1	A1030 E	03/16/09 00:00/lkl

Report RL - Analyte reporting limit.
Definitions: QCL - Quality control limit.
MDC - Minimum detectable concentration
U - Not detected at minimum detectable concentration

MCL - Maximum contaminant level.
ND - Not detected at the reporting limit.
D - RL increased due to sample matrix interference.

Page 42 of 42



QA/QC Summary Report

Client: RESPEC Inc

Project: Edgemont

Report Date: 03/17/09

Work Order: R09010301

Analyte	Result	Units	RL	%REC	Low Limit	High Limit	RPD	RPDLimit	Qual
Method: A2320 B			Batch: 090126A-ALK-SEL-W						
Sample ID: LCS1_090126A	Laboratory Control Sample				Run: PH_COND1-R_090126A		01/26/09 12:59		
Alkalinity, Total as CaCO3	960	mg/L	5.0	96	90	110			
Sample ID: MBLK1_090126A	Method Blank				Run: PH_COND1-R_090126A		01/26/09 13:00		
Alkalinity, Total as CaCO3	ND	mg/L	3						
Sample ID: R09010301-004AMS	Sample Matrix Spike				Run: PH_COND1-R_090126A		01/26/09 14:06		
Alkalinity, Total as CaCO3	236	mg/L	5.0	92	80	120			
Sample ID: R09010301-004AMSD	Sample Matrix Spike Duplicate				Run: PH_COND1-R_090126A		01/26/09 14:11		
Alkalinity, Total as CaCO3	244	mg/L	5.0	100	80	120	3.3	10	
Sample ID: R09010301-014AMS	Sample Matrix Spike				Run: PH_COND1-R_090126A		01/26/09 14:51		
Alkalinity, Total as CaCO3	296	mg/L	5.0	83	80	120			
Sample ID: R09010301-014AMSD	Sample Matrix Spike Duplicate				Run: PH_COND1-R_090126A		01/26/09 14:53		
Alkalinity, Total as CaCO3	296	mg/L	5.0	83	80	120	0	10	
Method: A2510 B			Batch: 090122_1_COND-PROBE-W						
Sample ID: LCS_COND-1_090122	Laboratory Control Sample				Run: PH_COND2-R_090122B		01/22/09 14:38		
Conductivity @ 25 C	1410	umhos/cm	5.0	100	90	110			
Sample ID: LCS1-1_090122	Laboratory Control Sample				Run: PH_COND2-R_090122B		01/22/09 14:39		
Conductivity @ 25 C	149	umhos/cm	5.0	99	90	110			
Sample ID: LCS2-1_090122	Laboratory Control Sample				Run: PH_COND2-R_090122B		01/22/09 14:40		
Conductivity @ 25 C	5000	umhos/cm	5.0	100	90	110			
Sample ID: MBLK-1_090122	Method Blank				Run: PH_COND2-R_090122B		01/22/09 14:40		
Conductivity @ 25 C	ND	umhos/cm	5						
Sample ID: R09010301-007ADUP	Sample Duplicate				Run: PH_COND2-R_090122B		01/22/09 14:57		
Conductivity @ 25 C	1310	umhos/cm	5.0				0	10	

Qualifiers:

RL - Analyte reporting limit.

ND - Not detected at the reporting limit.

MDC - Minimum detectable concentration



QA/QC Summary Report

Client: RESPEC Inc

Report Date: 03/17/09

Project: Edgemont

Work Order: R09010301

Analyte	Result	Units	RL	%REC	Low Limit	High Limit	RPD	RPDLimit	Qual
Method: A2540 C							Batch: 090126A-SLDS-TDS-W		
Sample ID: LCS1_090126A	Laboratory Control Sample				Run: BAL-4-R_090126A		01/26/09 08:55		
Solids, Total Dissolved TDS @ 180 C	220	mg/L	5.0	108	90	110			
Sample ID: MBLK1_090126A	Method Blank				Run: BAL-4-R_090126A		01/26/09 08:57		
Solids, Total Dissolved TDS @ 180 C	ND	mg/L	5						
Sample ID: R09010301-002AMS	Sample Matrix Spike				Run: BAL-4-R_090126A		01/26/09 09:15		
Solids, Total Dissolved TDS @ 180 C	1100	mg/L	5.0	109	80	120			
Sample ID: R09010301-002AMSD	Sample Matrix Spike Duplicate				Run: BAL-4-R_090126A		01/26/09 09:16		
Solids, Total Dissolved TDS @ 180 C	1100	mg/L	5.0	106	80	120	0.5	10	
Sample ID: R09010301-012AMS	Sample Matrix Spike				Run: BAL-4-R_090126A		01/26/09 09:23		
Solids, Total Dissolved TDS @ 180 C	1000	mg/L	5.0	108	80	120			
Sample ID: R09010301-012AMSD	Sample Matrix Spike Duplicate				Run: BAL-4-R_090126A		01/26/09 09:24		
Solids, Total Dissolved TDS @ 180 C	1000	mg/L	5.0	101	80	120	1.4	10	
Method: A2580 B							Batch: 090127-ORP-ISE-W		
Sample ID: LCS	Laboratory Control Sample				Run: PH_COND1-R_090127A		01/27/09 11:00		
Oxidation-Reduction Potential	480	mV		100	95	105			
Sample ID: R09010301-010F	Sample Duplicate				Run: PH_COND1-R_090127A		01/27/09 11:00		
Oxidation-Reduction Potential	240	mV					0.4	10	
Method: A3114 B							Batch: C_SE3114-090224D-IV		
Sample ID: MBLK	Method Blank				Run: SUB-C115145		02/24/09 15:59		
Selenium-IV	ND	mg/L	0.0003						
Sample ID: As/Se 1.0ppm-Q 02090	Laboratory Control Sample				Run: SUB-C115145		02/24/09 16:01		
Selenium-IV	0.054	mg/L	0.0010	108	90	110			
Sample ID: R09010301-001E	Sample Matrix Spike				Run: SUB-C115145		02/24/09 16:08		
Selenium-IV	0.050	mg/L	0.0010	100	85	115			
Sample ID: R09010301-001E	Sample Matrix Spike Duplicate				Run: SUB-C115145		02/24/09 16:10		
Selenium-IV	0.051	mg/L	0.0010	102	85	115	1.2	10	
Sample ID: C09010797-010EMS	Sample Matrix Spike				Run: SUB-C115145		02/24/09 16:38		
Selenium-IV	0.049	mg/L	0.0010	99	85	115			
Sample ID: C09010797-010EMSD	Sample Matrix Spike Duplicate				Run: SUB-C115145		02/24/09 16:40		
Selenium-IV	0.047	mg/L	0.0010	94	85	115	4.8	10	

Qualifiers:

RL - Analyte reporting limit.

ND - Not detected at the reporting limit.

MDC - Minimum detectable concentration



QA/QC Summary Report

Client: RESPEC Inc
Project: Edgemont

Report Date: 03/17/09
Work Order: R09010301

Analyte	Result	Units	RL	%REC	Low Limit	High Limit	RPD	RPDLimit	Qual
Method: A3114 B							Batch: C_SE3114-090225A		
Sample ID: MBLK	Method Blank					Run: SUB-C115157			02/25/09 10:00
Selenium	ND	mg/L	0.0003						
Sample ID: As/Se 1.0ppm-Q 02090	Laboratory Control Sample					Run: SUB-C115157			02/25/09 10:03
Selenium	0.052	mg/L	0.0010	103	90	110			
Sample ID: R09010301-001E	Sample Matrix Spike					Run: SUB-C115157			02/25/09 10:09
Selenium	0.049	mg/L	0.0010	98	85	115			
Sample ID: R09010301-001E	Sample Matrix Spike Duplicate					Run: SUB-C115157			02/25/09 10:12
Selenium	0.050	mg/L	0.0010	99	85	115	1.4	15	
Sample ID: C09010797-010EMS	Sample Matrix Spike					Run: SUB-C115157			02/25/09 10:39
Selenium	0.047	mg/L	0.0010	94	85	115			
Sample ID: C09010797-010EMSD	Sample Matrix Spike Duplicate					Run: SUB-C115157			02/25/09 10:41
Selenium	0.048	mg/L	0.0010	97	85	115	3	15	
Method: A4500-H B							Batch: 090122_1_PH-W		
Sample ID: LCS_pH-1_090122	Laboratory Control Sample					Run: PH_COND2-R_090122A			01/22/09 09:53
pH	6.88	s.u.	0.010	100	98.55	101.45			
Sample ID: R09010301-007ADUP	Sample Duplicate					Run: PH_COND2-R_090122A			01/22/09 10:11
pH	7.85	s.u.	0.010				0	1.25	

Qualifiers:

RL - Analyte reporting limit.

ND - Not detected at the reporting limit.

MDC - Minimum detectable concentration



QA/QC Summary Report

Client: RESPEC Inc

Project: Edgemont

Report Date: 03/17/09

Work Order: R09010301

Analyte	Result	Units	RL	%REC	Low Limit	High Limit	RPD	RPDLimit	Qual
Method: A4500-NH3 G					Batch: A2009-01-21_2_NH3_01				
Sample ID: MBLK-2	Method Blank				Run: TECHAA2-R_090121A				01/21/09 15:03
Nitrogen, Ammonia as N	ND	mg/L	0.01						
Sample ID: LFB-3	Laboratory Fortified Blank				Run: TECHAA2-R_090121A				01/21/09 15:05
Nitrogen, Ammonia as N	0.24	mg/L	0.10	96	90	110			
Sample ID: LFB-4	Laboratory Fortified Blank				Run: TECHAA2-R_090121A				01/21/09 15:06
Nitrogen, Ammonia as N	0.26	mg/L	0.10	103	90	110			
Sample ID: R09010278-006CMS	Sample Matrix Spike				Run: TECHAA2-R_090121A				01/21/09 17:01
Nitrogen, Ammonia as N	0.18	mg/L	0.10	73	80	120			S
Sample ID: R09010278-006CMSD	Sample Matrix Spike Duplicate				Run: TECHAA2-R_090121A				01/21/09 17:02
Nitrogen, Ammonia as N	0.18	mg/L	0.10	73	80	120	0	10	S
Sample ID: R09010301-005BMS	Sample Matrix Spike				Run: TECHAA2-R_090121A				01/21/09 17:15
Nitrogen, Ammonia as N	0.44	mg/L	0.10	110	80	120			
Sample ID: R09010301-005BMSD	Sample Matrix Spike Duplicate				Run: TECHAA2-R_090121A				01/21/09 17:16
Nitrogen, Ammonia as N	0.44	mg/L	0.10	110	80	120	0	10	
Sample ID: R09010301-013BMS	Sample Matrix Spike				Run: TECHAA2-R_090121A				01/21/09 17:29
Nitrogen, Ammonia as N	0.63	mg/L	0.10	99	80	120			
Sample ID: R09010301-013BMSD	Sample Matrix Spike Duplicate				Run: TECHAA2-R_090121A				01/21/09 17:30
Nitrogen, Ammonia as N	0.65	mg/L	0.10	108	80	120	3.3	10	
Method: D5072-92					Batch: C_R113850				
Sample ID: C09010745-002CDUP	Sample Duplicate				Run: SUB-C113850				01/23/09 14:10
Radon 222	150	pCi/L	100				0	30	
Sample ID: R09010302-001G	Sample Duplicate				Run: SUB-C113850				01/23/09 14:10
Radon 222	133	pCi/L	100				14	30	
Sample ID: MB-R113850	Method Blank				Run: SUB-C113850				01/23/09 14:10
Radon 222	30	pCi/L							U
Sample ID: LCS-R113850	Laboratory Control Sample				Run: SUB-C113850				01/23/09 14:10
Radon 222	307	pCi/L	100	90	70	130			

Qualifiers:

RL - Analyte reporting limit.

MDC - Minimum detectable concentration

U - Not detected at minimum detectable concentration

ND - Not detected at the reporting limit.

S - Spike recovery outside of advisory limits.



QA/QC Summary Report

Client: RESPEC Inc

Project: Edgemont

Report Date: 03/17/09

Work Order: R09010301

Analyte	Result	Units	RL	%REC	Low Limit	High Limit	RPD	RPDLimit	Qual
Method: E200.7							Batch: C_21342		
Sample ID: MB-21342	Method Blank					Run: SUB-C114422	02/07/09 03:07		
Boron	ND	mg/L	0.006						
Iron	ND	mg/L	0.01						
Sample ID: LCS3-21342	Laboratory Control Sample					Run: SUB-C114422	02/07/09 03:12		
Boron	0.482	mg/L	0.10	96	85	115			
Iron	2.54	mg/L	0.030	102	85	115			
Sample ID: R09010301-009D	Sample Matrix Spike					Run: SUB-C114422	02/07/09 03:35		
Boron	0.512	mg/L	0.10	94	70	130			
Iron	6.94	mg/L	0.030	94	70	130			
Sample ID: R09010301-009D	Sample Matrix Spike Duplicate					Run: SUB-C114422	02/07/09 03:40		
Boron	0.559	mg/L	0.10	103	70	130	8.7	20	
Iron	7.30	mg/L	0.030	108	70	130	5	20	

Qualifiers:

RL - Analyte reporting limit.

ND - Not detected at the reporting limit.

MDC - Minimum detectable concentration



QA/QC Summary Report

Client: RESPEC Inc
Project: Edgemont

Report Date: 03/17/09
Work Order: R09010301

Analyte	Result	Units	RL	%REC	Low Limit	High Limit	RPD	RPDLimit	Qual
Method: E200.7							Batch: C_R114100		
Sample ID: LRB	Method Blank		Run: SUB-C114100				01/30/09 15:45		
Boron	ND	mg/L	0.006						
Iron	0.005	mg/L	0.0004						
Silicon	ND	mg/L	0.003						
Calcium	ND	mg/L	0.02						
Magnesium	ND	mg/L	0.01						
Potassium	ND	mg/L	0.005						
Sodium	-0.05	mg/L							
Silica	ND	mg/L	0.005						
Sample ID: C09010796-010BMS	Sample Matrix Spike		Run: SUB-C114100				01/30/09 19:38		
Boron	15.4	mg/L	0.14	104	70	130			
Iron	13.1	mg/L	0.030	101	70	130			
Silicon	57.6	mg/L	0.10		70	130			A
Calcium	2910	mg/L	1.0	100	70	130			
Magnesium	1590	mg/L	1.0	103	70	130			
Potassium	1580	mg/L	1.0	112	70	130			
Sodium	3000	mg/L	1.0	103	70	130			
Silica	123	mg/L	0.21	452	70	130			S
Sample ID: C09010796-010BMSD	Sample Matrix Spike Duplicate		Run: SUB-C114100				01/30/09 19:43		
Boron	16.0	mg/L	0.14	109	70	130	3.7	20	
Iron	13.6	mg/L	0.030	105	70	130	3.4	20	
Silicon	58.8	mg/L	0.10		70	130	2	20	A
Calcium	3010	mg/L	1.0	108	70	130	3.5	20	
Magnesium	1630	mg/L	1.0	106	70	130	2.7	20	
Potassium	1610	mg/L	1.0	114	70	130	1.5	20	
Sodium	3020	mg/L	1.0	105	70	130	0.8	20	
Silica	126	mg/L	0.21	461	70	130	2	20	S
Sample ID: R09010301-010C	Sample Matrix Spike		Run: SUB-C114100				01/30/09 20:46		
Boron	1.19	mg/L	0.10	109	70	130			
Iron	7.94	mg/L	0.030		70	130			A
Silicon	4.63	mg/L	0.10		70	130			A
Calcium	459	mg/L	1.0	108	70	130			
Magnesium	222	mg/L	1.0	106	70	130			
Potassium	143	mg/L	1.0	120	70	130			
Sodium	264	mg/L	1.0	101	70	130			
Silica	9.92	mg/L	0.21	67	70	130			S
Sample ID: R09010301-010C	Sample Matrix Spike Duplicate		Run: SUB-C114100				01/30/09 20:51		
Boron	1.17	mg/L	0.10	108	70	130	1.5	20	
Iron	7.76	mg/L	0.030		70	130	2.2	20	A
Silicon	4.52	mg/L	0.10		70	130	2.5	20	A
Calcium	452	mg/L	1.0	100	70	130	1.6	20	

Qualifiers:

RL - Analyte reporting limit.

ND - Not detected at the reporting limit.

S - Spike recovery outside of advisory limits.

A - The analyte level was greater than four times the spike level. In accordance with the method % recovery is not calculated.

MDC - Minimum detectable concentration



ENERGY LABORATORIES, INC. * 2821 Plant St * Rapid City, SD 57702
Toll Free 888.672.1225 * 605.342.1225 * FAX 605.342.1397 * rapid_city@energylab.com

QA/QC Summary Report

Client: RESPEC Inc

Report Date: 03/17/09

Project: Edgemont

Work Order: R09010301

Analyte	Result	Units	RL	%REC	Low Limit	High Limit	RPD	RPDLimit	Qual
Method: E200.7							Batch: C_R114100		
Sample ID: R09010301-010C	Sample Matrix Spike Duplicate			Run: SUB-C114100			01/30/09 20:51		
Magnesium	219	mg/L	1.0	102	70	130	1.7	20	
Sodium	263	mg/L	1.0	100	70	130	0.4	20	
Silica	9.68	mg/L	0.21	55	70	130	2.5	20	S
Sample ID: C09010853-001BMS	Sample Matrix Spike			Run: SUB-C114100			01/30/09 22:19		
Boron	1.08	mg/L	0.10	104	70	130			
Iron	1.06	mg/L	0.030	102	70	130			
Calcium	332	mg/L	1.0	103	70	130			
Magnesium	149	mg/L	1.0	104	70	130			
Potassium	128	mg/L	1.0	112	70	130			
Sodium	165	mg/L	1.0	103	70	130			
Silica	15.3	mg/L	0.21		70	130			A
Sample ID: C09010853-001BMSD	Sample Matrix Spike Duplicate			Run: SUB-C114100			01/30/09 22:23		
Boron	1.08	mg/L	0.10	104	70	130	0.5	20	
Iron	1.06	mg/L	0.030	103	70	130	0.2	20	
Calcium	337	mg/L	1.0	108	70	130	1.5	20	
Magnesium	149	mg/L	1.0	104	70	130	0.3	20	
Potassium	128	mg/L	1.0	112	70	130	0.3	20	
Sodium	166	mg/L	1.0	104	70	130	0.6	20	
Silica	15.6	mg/L	0.21		70	130	2	20	A
Method: E200.7							Batch: C_R114362		
Sample ID: LRB	Method Blank			Run: SUB-C114362			02/05/09 12:03		
Boron	0.007	mg/L	0.006						
Iron	0.006	mg/L	0.0004						
Sample ID: R09010301-004D	Sample Matrix Spike			Run: SUB-C114362			02/05/09 19:05		
Boron	5.41	mg/L	0.37	106	70	130			
Iron	6.63	mg/L	0.22	104	70	130			
Sample ID: R09010301-004D	Sample Matrix Spike Duplicate			Run: SUB-C114362			02/05/09 19:10		
Boron	5.64	mg/L	0.37	111	70	130	4.3	20	
Iron	6.90	mg/L	0.22	109	70	130	4	20	
Sample ID: R09010302-001D	Sample Matrix Spike			Run: SUB-C114362			02/05/09 20:15		
Boron	1.44	mg/L	0.10	106	70	130			
Iron	1.74	mg/L	0.043	104	70	130			
Sample ID: R09010302-001D	Sample Matrix Spike Duplicate			Run: SUB-C114362			02/05/09 20:20		
Boron	1.49	mg/L	0.10	110	70	130	3	20	
Iron	1.77	mg/L	0.043	107	70	130	1.6	20	

Qualifiers:

RL - Analyte reporting limit.

ND - Not detected at the reporting limit.

S - Spike recovery outside of advisory limits.

A - The analyte level was greater than four times the spike level. In accordance with the method % recovery is not calculated.

MDC - Minimum detectable concentration



QA/QC Summary Report

Client: RESPEC Inc

Project: Edgemont

Report Date: 03/17/09

Work Order: R09010301

Analyte	Result	Units	RL	%REC	Low Limit	High Limit	RPD	RPDLimit	Qual
Method: E200.7							Batch: C_R115011		
Sample ID: MB-090220A	Method Blank					Run: SUB-C115011			02/20/09 12:54
Aluminum	ND	mg/L	0.003						
Sample ID: LFB-090220A	Laboratory Fortified Blank					Run: SUB-C115011			02/20/09 12:58
Aluminum	0.95	mg/L	0.10	95	85	125			
Sample ID: C09010797-014CMS2	Sample Matrix Spike					Run: SUB-C115011			02/20/09 13:10
Aluminum	1.92	mg/L	0.10	94	70	130			
Sample ID: C09010797-014CMSD2	Sample Matrix Spike Duplicate					Run: SUB-C115011			02/20/09 13:14
Aluminum	1.92	mg/L	0.10	94	70	130	0.4	20	

Qualifiers:

RL - Analyte reporting limit.

ND - Not detected at the reporting limit.

MDC - Minimum detectable concentration



QA/QC Summary Report

Client: RESPEC Inc

Report Date: 03/17/09

Project: Edgemont

Work Order: R09010301

Analyte	Result	Units	RL	%REC	Low Limit	High Limit	RPD	RPDLimit	Qual
Method: E200.8							Batch: C_21342		
Sample ID: MB-21342	Method Blank		Run: SUB-C114332				02/04/09 16:21		
Antimony	0.0004	mg/L	0.0003						
Arsenic	0.002	mg/L	0.0008						
Barium	ND	mg/L	0.0002						
Beryllium	ND	mg/L	6E-05						
Cadmium	ND	mg/L	7E-05						
Chromium	0.002	mg/L	0.0005						
Copper	0.0004	mg/L	0.0002						
Lead	ND	mg/L	8E-05						
Manganese	ND	mg/L	0.0001						
Molybdenum	ND	mg/L	9E-05						
Nickel	ND	mg/L	9E-05						
Selenium	0.002	mg/L	0.0008						
Silver	ND	mg/L	0.0002						
Strontium	ND	mg/L	7E-05						
Thallium	ND	mg/L	0.0004						
Uranium	ND	mg/L	6E-05						
Zinc	ND	mg/L	0.001						
Sample ID: LCS3-21342	Laboratory Control Sample		Run: SUB-C114332				02/04/09 16:28		
Antimony	0.584	mg/L	0.050	117	85	115			S
Arsenic	0.497	mg/L	0.0010	99	85	115			
Barium	0.511	mg/L	0.10	102	85	115			
Beryllium	0.276	mg/L	0.010	110	85	115			
Cadmium	0.251	mg/L	0.010	100	85	115			
Chromium	0.465	mg/L	0.050	93	85	115			
Copper	0.476	mg/L	0.010	95	85	115			
Lead	0.498	mg/L	0.050	100	85	115			
Manganese	2.43	mg/L	0.010	97	85	115			
Molybdenum	0.516	mg/L	0.10	103	85	115			
Nickel	0.477	mg/L	0.050	95	85	115			
Selenium	0.498	mg/L	0.0010	100	85	115			
Silver	0.0500	mg/L	0.010	100	85	115			
Strontium	0.504	mg/L	0.10	101	85	115			
Thallium	0.497	mg/L	0.10	99	85	115			
Uranium	0.525	mg/L	0.00030	105	85	115			
Zinc	0.485	mg/L	0.010	97	85	115			
Sample ID: R09010301-009D	Sample Matrix Spike		Run: SUB-C114332				02/04/09 17:29		
Antimony	0.585	mg/L	0.050	117	70	130			
Arsenic	0.507	mg/L	0.0010	101	70	130			
Barium	0.529	mg/L	0.10	104	70	130			
Beryllium	0.264	mg/L	0.010	106	70	130			
Cadmium	0.242	mg/L	0.010	97	70	130			

Qualifiers:

RL - Analyte reporting limit.

ND - Not detected at the reporting limit.

MDC - Minimum detectable concentration

S - Spike recovery outside of advisory limits.



QA/QC Summary Report

Client: RESPEC Inc

Project: Edgemont

Report Date: 03/17/09

Work Order: R09010301

Analyte	Result	Units	RL	%REC	Low Limit	High Limit	RPD	RPDLimit	Qual
Method: E200.8							Batch: C_21342		
Sample ID: R09010301-009D	Sample Matrix Spike		Run: SUB-C114332				02/04/09 17:29		
Chromium	0.461	mg/L	0.050	90	70	130			
Copper	0.468	mg/L	0.010	93	70	130			
Lead	0.508	mg/L	0.050	101	70	130			
Manganese	4.66	mg/L	0.010	92	70	130			
Molybdenum	0.531	mg/L	0.10	106	70	130			
Nickel	0.471	mg/L	0.050	93	70	130			
Selenium	0.499	mg/L	0.0010	99	70	130			
Silver	0.0483	mg/L	0.010	97	70	130			
Strontium	5.32	mg/L	0.10		70	130			A
Thallium	0.512	mg/L	0.10	102	70	130			
Uranium	0.660	mg/L	0.00030	110	70	130			
Zinc	0.455	mg/L	0.010	89	70	130			
Sample ID: R09010301-009D	Sample Matrix Spike Duplicate		Run: SUB-C114332				02/04/09 17:36		
Antimony	0.586	mg/L	0.050	117	70	130	0.1	20	
Arsenic	0.502	mg/L	0.0010	100	70	130	1	20	
Barium	0.526	mg/L	0.10	103	70	130	0.5	20	
Beryllium	0.258	mg/L	0.010	103	70	130	2.3	20	
Cadmium	0.244	mg/L	0.010	97	70	130	0.8	20	
Chromium	0.445	mg/L	0.050	87	70	130	3.5	20	
Copper	0.455	mg/L	0.010	90	70	130	2.9	20	
Lead	0.499	mg/L	0.050	100	70	130	1.8	20	
Manganese	4.57	mg/L	0.010	88	70	130	2	20	
Molybdenum	0.541	mg/L	0.10	108	70	130	2	20	
Nickel	0.460	mg/L	0.050	91	70	130	2.3	20	
Selenium	0.499	mg/L	0.0010	99	70	130	0	20	
Silver	0.0494	mg/L	0.010	99	70	130	2.3	20	
Strontium	5.28	mg/L	0.10		70	130	0.8	20	A
Thallium	0.501	mg/L	0.10	100	70	130	2.2	20	
Uranium	0.634	mg/L	0.00030	105	70	130	3.9	20	
Zinc	0.443	mg/L	0.010	87	70	130	2.6	20	

Qualifiers:

RL - Analyte reporting limit.

ND - Not detected at the reporting limit.

A - The analyte level was greater than four times the spike level. In accordance with the method % recovery is not calculated.

MDC - Minimum detectable concentration



QA/QC Summary Report

Client: RESPEC Inc

Project: Edgemont

Report Date: 03/17/09

Work Order: R09010301

Analyte	Result	Units	RL	%REC	Low Limit	High Limit	RPD	RPDLimit	Qual
Method: E200.8							Batch: C_21458		
Sample ID: MB-21458	Method Blank					Run: SUB-C114869			02/18/09 22:43
Uranium	ND	mg/L	7E-05						
Sample ID: LCS1-21458	Laboratory Control Sample					Run: SUB-C114869			02/18/09 22:47
Uranium	0.102	mg/L	0.00030	102	80	120			
Sample ID: R09010301-006I	Post Digestion Spike					Run: SUB-C114869			02/18/09 23:35
Uranium	0.0127	mg/L	0.00030	101	70	130			
Sample ID: R09010301-006I	Post Digestion Spike Duplicate					Run: SUB-C114869			02/18/09 23:39
Uranium	0.0128	mg/L	0.00030	102	70	130	0.5	20	
Method: E200.8							Batch: C_21459		
Sample ID: MB-21459	Method Blank					Run: SUB-C114869			02/18/09 23:47
Uranium	ND	mg/L	7E-05						
Sample ID: LCS1-21459	Laboratory Control Sample					Run: SUB-C114869			02/18/09 23:51
Uranium	0.105	mg/L	0.00030	105	80	120			
Sample ID: R09010302-001I	Post Digestion Spike					Run: SUB-C114869			02/19/09 01:49
Uranium	0.0128	mg/L	0.00030	102	70	130			
Sample ID: R09010302-001I	Post Digestion Spike Duplicate					Run: SUB-C114869			02/19/09 01:53
Uranium	0.0127	mg/L	0.00030	101	70	130	0.5	20	

Qualifiers:

RL - Analyte reporting limit.

ND - Not detected at the reporting limit.

MDC - Minimum detectable concentration



QA/QC Summary Report

Client: RESPEC Inc
Project: Edgemont

Report Date: 03/17/09
Work Order: R09010301

Analyte	Result	Units	RL	%REC	Low Limit	High Limit	RPD	RPDLimit	Qual
Method: E200.8							Batch: C_R114097		
Sample ID: LRB	Method Blank		Run: SUB-C114097				01/30/09 16:42		
Antimony	0.0004	mg/L	0.0001						
Arsenic	ND	mg/L	0.0003						
Barium	0.0001	mg/L	3E-05						
Beryllium	ND	mg/L	6E-05						
Cadmium	ND	mg/L	6E-05						
Chromium	ND	mg/L	8E-05						
Copper	9E-05	mg/L	4E-05						
Lead	5E-05	mg/L	2E-05						
Manganese	0.0001	mg/L	5E-05						
Mercury	ND	mg/L	4E-05						
Molybdenum	5E-05	mg/L	4E-05						
Nickel	ND	mg/L	9E-05						
Silver	6E-05	mg/L	2E-05						
Strontium	0.0006	mg/L	2E-05						
Thallium	4E-05	mg/L	3E-05						
Thorium 232	0.0001	mg/L	3E-05						
Uranium	0.0001	mg/L	8E-06						
Vanadium	0.0001	mg/L	9E-05						
Zinc	0.0004	mg/L	6E-05						
Sample ID: LFB	Laboratory Fortified Blank		Run: SUB-C114097				01/30/09 16:49		
Antimony	0.0523	mg/L	0.0010	104	85	115			
Arsenic	0.0517	mg/L	0.0010	103	85	115			
Barium	0.0514	mg/L	0.0010	103	85	115			
Beryllium	0.0501	mg/L	0.0010	100	85	115			
Cadmium	0.0521	mg/L	0.0010	104	85	115			
Chromium	0.0495	mg/L	0.0010	99	85	115			
Copper	0.0521	mg/L	0.0010	104	85	115			
Lead	0.0525	mg/L	0.0010	105	85	115			
Manganese	0.0500	mg/L	0.0010	100	85	115			
Mercury	0.00528	mg/L	0.0010	106	85	115			
Molybdenum	0.0523	mg/L	0.0010	104	85	115			
Nickel	0.0524	mg/L	0.0010	105	85	115			
Silver	0.0212	mg/L	0.0010	106	85	115			
Strontium	0.0503	mg/L	0.0010	99	85	115			
Thallium	0.0521	mg/L	0.0010	104	85	115			
Thorium 232	0.0515	mg/L	0.0010	103	85	115			
Uranium	0.0514	mg/L	0.00030	103	85	115			
Vanadium	0.0489	mg/L	0.0010	98	85	115			
Zinc	0.0557	mg/L	0.0010	111	85	115			
Sample ID: C09010693-001CMS4	Post Digestion Spike		Run: SUB-C114097				01/30/09 17:22		
Antimony	0.0563	mg/L	0.050	112	70	130			

Qualifiers:

RL - Analyte reporting limit.

ND - Not detected at the reporting limit.

MDC - Minimum detectable concentration



QA/QC Summary Report

Client: RESPEC Inc
Project: Edgemont

Report Date: 03/17/09
Work Order: R09010301

Analyte	Result	Units	RL	%REC	Low Limit	High Limit	RPD	RPDLimit	Qual
Method: E200.8							Batch: C_R114097		
Sample ID: C09010693-001CMS4		Post Digestion Spike		Run: SUB-C114097			01/30/09 17:22		
Arsenic	0.0574	mg/L	0.0010	114	70	130			
Barium	0.0719	mg/L	0.10	109	70	130			
Beryllium	0.0485	mg/L	0.010	97	70	130			
Cadmium	0.0513	mg/L	0.010	102	70	130			
Chromium	0.0493	mg/L	0.050	98	70	130			
Copper	0.0541	mg/L	0.010	97	70	130			
Lead	0.0541	mg/L	0.050	108	70	130			
Manganese	0.551	mg/L	0.010		70	130			A
Mercury	0.00544	mg/L	0.0010	109	70	130			
Molybdenum	0.0581	mg/L	0.10	110	70	130			
Nickel	0.0582	mg/L	0.050	104	70	130			
Silver	0.0186	mg/L	0.010	93	70	130			
Strontium	1.86	mg/L	0.10		70	130			A
Thallium	0.0545	mg/L	0.10	109	70	130			
Thorium 232	0.0584	mg/L	0.0010	116	70	130			
Uranium	0.0587	mg/L	0.00030	115	70	130			
Vanadium	0.0496	mg/L	0.10	99	70	130			
Zinc	0.0789	mg/L	0.010	93	70	130			
Sample ID: C09010693-001CMSD4		Post Digestion Spike Duplicate		Run: SUB-C114097			01/30/09 17:29		
Antimony	0.0566	mg/L	0.050	112	70	130	0.5	20	
Arsenic	0.0560	mg/L	0.0010	111	70	130	2.5	20	
Barium	0.0724	mg/L	0.10	110	70	130		20	
Beryllium	0.0473	mg/L	0.010	95	70	130	2.6	20	
Cadmium	0.0513	mg/L	0.010	102	70	130	0.1	20	
Chromium	0.0494	mg/L	0.050	98	70	130		20	
Copper	0.0539	mg/L	0.010	97	70	130	0.4	20	
Lead	0.0542	mg/L	0.050	108	70	130	0.2	20	
Manganese	0.549	mg/L	0.010		70	130	0.4	20	A
Mercury	0.00547	mg/L	0.0010	109	70	130	0.5	20	
Molybdenum	0.0584	mg/L	0.10	111	70	130		20	
Nickel	0.0572	mg/L	0.050	102	70	130	1.8	20	
Silver	0.0192	mg/L	0.010	96	70	130	3.1	20	
Strontium	1.86	mg/L	0.10		70	130	0.3	20	A
Thallium	0.0548	mg/L	0.10	109	70	130		20	
Thorium 232	0.0585	mg/L	0.0010	117	70	130	0.2	20	
Uranium	0.0588	mg/L	0.00030	115	70	130	0.1	20	
Vanadium	0.0493	mg/L	0.10	98	70	130		20	
Zinc	0.0783	mg/L	0.010	92	70	130	0.7	20	
Sample ID: R09010301-010C		Post Digestion Spike		Run: SUB-C114097			01/30/09 19:11		
Antimony	0.272	mg/L	0.050	109	70	130			
Arsenic	0.278	mg/L	0.0010	111	70	130			

Qualifiers:

RL - Analyte reporting limit.

ND - Not detected at the reporting limit.

A - The analyte level was greater than four times the spike level. In accordance with the method % recovery is not calculated.

MDC - Minimum detectable concentration



QA/QC Summary Report

Client: RESPEC Inc

Report Date: 03/17/09

Project: Edgemont

Work Order: R09010301

Analyte	Result	Units	RL	%REC	Low Limit	High Limit	RPD	RPDLimit	Qual
Method: E200.8							Batch: C_R114097		
Sample ID: R09010301-010C	Post Digestion Spike		Run: SUB-C114097				01/30/09 19:11		
Barium	0.282	mg/L	0.10	108	70	130			
Beryllium	0.247	mg/L	0.010	99	70	130			
Cadmium	0.259	mg/L	0.010	103	70	130			
Chromium	0.252	mg/L	0.050	100	70	130			
Copper	0.252	mg/L	0.010	100	70	130			
Lead	0.263	mg/L	0.050	105	70	130			
Manganese	1.41	mg/L	0.010		70	130			A
Molybdenum	0.277	mg/L	0.10	109	70	130			
Nickel	0.257	mg/L	0.050	101	70	130			
Silver	0.0681	mg/L	0.010	68	70	130			S
Strontium	6.64	mg/L	0.10		70	130			A
Thallium	0.261	mg/L	0.10	104	70	130			
Thorium 232	0.271	mg/L	0.0010	108	70	130			
Uranium	0.274	mg/L	0.00030	108	70	130			
Vanadium	0.252	mg/L	0.10	101	70	130			
Zinc	0.267	mg/L	0.010	97	70	130			
Sample ID: C09010797-014DMS4	Post Digestion Spike		Run: SUB-C114097				01/30/09 21:53		
Antimony	0.0547	mg/L	0.050	109	70	130			
Barium	0.0636	mg/L	0.10	108	70	130			
Beryllium	0.0525	mg/L	0.010	105	70	130			
Cadmium	0.0521	mg/L	0.010	104	70	130			
Chromium	0.0515	mg/L	0.050	103	70	130			
Copper	0.0497	mg/L	0.010	98	70	130			
Lead	0.0522	mg/L	0.050	104	70	130			
Manganese	0.213	mg/L	0.010	117	70	130			
Nickel	0.0504	mg/L	0.050	98	70	130			
Silver	0.0191	mg/L	0.010	96	70	130			
Thallium	0.0523	mg/L	0.10	105	70	130			
Thorium 232	0.0573	mg/L	0.0010	115	70	130			
Uranium	0.0581	mg/L	0.00030	115	70	130			
Vanadium	0.0522	mg/L	0.10	104	70	130			
Zinc	0.0548	mg/L	0.010	102	70	130			
Sample ID: C09010797-014DMSD4	Post Digestion Spike Duplicate		Run: SUB-C114097				01/30/09 22:00		
Antimony	0.0550	mg/L	0.050	110	70	130	0.5	20	
Barium	0.0631	mg/L	0.10	107	70	130		20	
Beryllium	0.0536	mg/L	0.010	107	70	130	2.2	20	
Cadmium	0.0516	mg/L	0.010	103	70	130	0.9	20	
Chromium	0.0523	mg/L	0.050	104	70	130	1.5	20	
Copper	0.0493	mg/L	0.010	97	70	130	0.8	20	
Lead	0.0534	mg/L	0.050	107	70	130	2.3	20	
Manganese	0.218	mg/L	0.010	128	70	130	2.6	20	

Qualifiers:

RL - Analyte reporting limit.

ND - Not detected at the reporting limit.

S - Spike recovery outside of advisory limits.

A - The analyte level was greater than four times the spike level. In accordance with the method % recovery is not calculated.

MDC - Minimum detectable concentration



QA/QC Summary Report

Client: RESPEC Inc

Project: Edgemont

Report Date: 03/17/09

Work Order: R09010301

Analyte	Result	Units	RL	%REC	Low Limit	High Limit	RPD	RPDLimit	Qual
Method: E200.8							Batch: C_R114097		
Sample ID: C09010797-014DMSD4	Post Digestion Spike Duplicate			Run: SUB-C114097			01/30/09 22:00		
Nickel	0.0500	mg/L	0.050	97	70	130		20	
Silver	0.0200	mg/L	0.010	100	70	130	4.3	20	
Thallium	0.0535	mg/L	0.10	107	70	130		20	
Thorium 232	0.0585	mg/L	0.0010	117	70	130	2.1	20	
Uranium	0.0591	mg/L	0.00030	117	70	130	1.7	20	
Vanadium	0.0532	mg/L	0.10	106	70	130		20	
Zinc	0.0545	mg/L	0.010	101	70	130	0.7	20	
Method: E200.8							Batch: C_R114166		
Sample ID: LRB	Method Blank			Run: SUB-C114166			02/02/09 11:50		
Manganese	ND	mg/L	5E-05						
Vanadium	ND	mg/L	9E-05						
Sample ID: LFB	Laboratory Fortified Blank			Run: SUB-C114166			02/02/09 11:56		
Manganese	0.0509	mg/L	0.0010	102	85	115			
Vanadium	0.0514	mg/L	0.0010	103	85	115			
Sample ID: R09010301-010C	Post Digestion Spike			Run: SUB-C114166			02/02/09 22:45		
Manganese	1.15	mg/L	0.010		70	130			A
Vanadium	0.0488	mg/L	0.10	97	70	130			
Sample ID: R09010301-010C	Post Digestion Spike Duplicate			Run: SUB-C114166			02/02/09 22:50		
Manganese	1.14	mg/L	0.010		70	130	1.1	20	A
Vanadium	0.0483	mg/L	0.10	96	70	130		20	

Qualifiers:

RL - Analyte reporting limit.

ND - Not detected at the reporting limit.

A - The analyte level was greater than four times the spike level. In accordance with the method % recovery is not calculated.

MDC - Minimum detectable concentration



QA/QC Summary Report

Client: RESPEC Inc
Project: Edgemont

Report Date: 03/17/09
Work Order: R09010301

Analyte	Result	Units	RL	%REC	Low Limit	High Limit	RPD	RPDLimit	Qual
Method: E200.8							Batch: C_R114210		
Sample ID: LRB	Method Blank		Run: SUB-C114210				02/03/09 14:15		
Aluminum	0.003	mg/L	0.002						
Chromium	0.0001	mg/L	8E-05						
Mercury	ND	mg/L	4E-05						
Nickel	ND	mg/L	9E-05						
Sample ID: LFB	Laboratory Fortified Blank		Run: SUB-C114210				02/03/09 14:22		
Aluminum	0.0530	mg/L	0.0022	99	85	115			
Chromium	0.0490	mg/L	0.0010	98	85	115			
Mercury	0.00500	mg/L	0.0010	100	85	115			
Nickel	0.0485	mg/L	0.0010	97	85	115			
Sample ID: R09010301-008C	Post Digestion Spike		Run: SUB-C114210				02/03/09 17:52		
Aluminum	0.0553	mg/L	0.10	104	70	130			
Chromium	0.0490	mg/L	0.050	96	70	130			
Mercury	0.00559	mg/L	0.0010	112	70	130			
Nickel	0.0480	mg/L	0.050	94	70	130			
Sample ID: R09010301-008C	Post Digestion Spike Duplicate		Run: SUB-C114210				02/03/09 17:59		
Aluminum	0.0567	mg/L	0.10	107	70	130			
Chromium	0.0492	mg/L	0.050	97	70	130			
Mercury	0.00553	mg/L	0.0010	111	70	130	1.1		
Nickel	0.0477	mg/L	0.050	94	70	130			

Qualifiers:

RL - Analyte reporting limit.

ND - Not detected at the reporting limit.

MDC - Minimum detectable concentration



QA/QC Summary Report

Client: RESPEC Inc
Project: Edgemont

Report Date: 03/17/09
Work Order: R09010301

Analyte	Result	Units	RL	%REC	Low Limit	High Limit	RPD	RPDLimit	Qual
Method: E200.8							Batch: C_R114332		
Sample ID: LRB	Method Blank		Run: SUB-C114332				02/04/09 12:58		
Arsenic	ND	mg/L	0.0003						
Molybdenum	ND	mg/L	4E-05						
Selenium	ND	mg/L	0.001						
Strontium	ND	mg/L	2E-05						
Sample ID: LFB	Laboratory Fortified Blank		Run: SUB-C114332				02/04/09 13:05		
Arsenic	0.0508	mg/L	0.0010	102	85	115			
Molybdenum	0.0512	mg/L	0.0010	102	85	115			
Selenium	0.0509	mg/L	0.0014	102	85	115			
Strontium	0.0504	mg/L	0.0010	101	85	115			
Sample ID: C09010797-014DMS4	Post Digestion Spike		Run: SUB-C114332				02/04/09 20:46		
Arsenic	0.0543	mg/L	0.0010	105	70	130			
Molybdenum	0.0531	mg/L	0.050	105	70	130			
Selenium	0.0509	mg/L	0.0010	102	70	130			
Strontium	2.74	mg/L	0.10		70	130			A
Sample ID: C09010797-014DMSD4	Post Digestion Spike Duplicate		Run: SUB-C114332				02/04/09 20:53		
Arsenic	0.0551	mg/L	0.0010	107	70	130	1.5	20	
Molybdenum	0.0544	mg/L	0.050	107	70	130	2.5	20	
Selenium	0.0524	mg/L	0.0010	105	70	130	3	20	
Strontium	2.75	mg/L	0.10		70	130	0.3	20	A
Method: E200.8							Batch: C_R114411		
Sample ID: LRB	Method Blank		Run: SUB-C114411				02/06/09 13:14		
Selenium	ND	mg/L	0.001						
Sample ID: LFB	Laboratory Fortified Blank		Run: SUB-C114411				02/06/09 13:21		
Selenium	0.0524	mg/L	0.0014	105	85	115			
Sample ID: C09011015-001BMS4	Post Digestion Spike		Run: SUB-C114411				02/06/09 16:25		
Selenium	0.0546	mg/L	0.0010	106	70	130			
Sample ID: C09011015-001BMSD4	Post Digestion Spike Duplicate		Run: SUB-C114411				02/06/09 16:31		
Selenium	0.0543	mg/L	0.0010	106	70	130	0.5	20	

Qualifiers:

RL - Analyte reporting limit.

ND - Not detected at the reporting limit.

A - The analyte level was greater than four times the spike level. In accordance with the method % recovery is not calculated.

MDC - Minimum detectable concentration



QA/QC Summary Report

Client: RESPEC Inc

Project: Edgemont

Report Date: 03/17/09

Work Order: R09010301

Analyte	Result	Units	RL	%REC	Low Limit	High Limit	RPD	RPDLimit	Qual
Method: E200.8							Batch: C_R114880		
Sample ID: LRB	Method Blank					Run: SUB-C114880		02/18/09 13:34	
Aluminum	ND	mg/L	0.002						
Sample ID: LFB	Laboratory Fortified Blank					Run: SUB-C114880		02/18/09 13:41	
Aluminum	0.0453	mg/L	0.0022	91	85	115			
Sample ID: C09020383-007BMS4	Post Digestion Spike					Run: SUB-C114880		02/18/09 15:50	
Aluminum	0.0521	mg/L	0.10	100	70	130			
Sample ID: C09020383-007BMSD4	Post Digestion Spike Duplicate					Run: SUB-C114880		02/18/09 15:57	
Aluminum	0.0521	mg/L	0.10	100	70	130		20	
Method: E245.1							Batch: B_36915		
Sample ID: MB-36915	Method Blank					Run: SUB-B123917		01/26/09 09:36	
Mercury	ND	mg/L	5E-05						
Sample ID: LFB-36915	Laboratory Fortified Blank					Run: SUB-B123917		01/26/09 09:45	
Mercury	0.0019	mg/L	0.0010	94	85	115			
Sample ID: B09011705-001BMS	Sample Matrix Spike					Run: SUB-B123917		01/26/09 09:52	
Mercury	0.0018	mg/L	0.0010	89	70	130			
Sample ID: B09011705-001BMSD	Sample Matrix Spike Duplicate					Run: SUB-B123917		01/26/09 09:54	
Mercury	0.0018	mg/L	0.0010	89	70	130	0	30	
Sample ID: R09010294-001C	Sample Matrix Spike					Run: SUB-B123917		01/26/09 10:15	
Mercury	0.0018	mg/L	0.00020	89	70	130			
Sample ID: R09010294-001C	Sample Matrix Spike Duplicate					Run: SUB-B123917		01/26/09 10:17	
Mercury	0.0018	mg/L	0.00020	88	70	130	1.1	30	
Method: E245.1							Batch: B_36926		
Sample ID: MB-36926	Method Blank					Run: SUB-B123917		01/26/09 11:14	
Mercury	ND	mg/L	5E-05						
Sample ID: LFB-36926	Laboratory Fortified Blank					Run: SUB-B123917		01/26/09 11:16	
Mercury	0.0019	mg/L	0.0010	97	85	115			
Sample ID: R09010301-013J	Sample Matrix Spike					Run: SUB-B123917		01/26/09 11:23	
Mercury	0.0018	mg/L	0.0010	92	70	130			
Sample ID: R09010301-013J	Sample Matrix Spike Duplicate					Run: SUB-B123917		01/26/09 11:25	
Mercury	0.0019	mg/L	0.0010	94	70	130	2.2	30	

Qualifiers:

RL - Analyte reporting limit.

ND - Not detected at the reporting limit.

MDC - Minimum detectable concentration



QA/QC Summary Report

Client: RESPEC Inc

Report Date: 03/17/09

Project: Edgemont

Work Order: R09010301

Analyte	Result	Units	RL	%REC	Low Limit	High Limit	RPD	RPDLimit	Qual
Method: E245.1							Analytical Run: SUB-B123917		
Sample ID: QCS		Initial Calibration Verification Standard							01/26/09 09:28
Mercury	0.0018	mg/L	0.0010	92	90	110			

Qualifiers:

RL - Analyte reporting limit.

ND - Not detected at the reporting limit.

MDC - Minimum detectable concentration



QA/QC Summary Report

Client: RESPEC Inc

Project: Edgemont

Report Date: 03/17/09

Work Order: R09010301

Analyte	Result	Units	RL	%REC	Low Limit	High Limit	RPD	RPDLimit	Qual
Method: E300.0							Batch: R39252		
Sample ID: LFB0901211057-3	Laboratory Fortified Blank		Run: DIONEX_090121A				01/21/09 19:10		
Chloride	4.61	mg/L	0.50	92	90	110			
Fluoride	1.92	mg/L	0.10	96	90	110			
Nitrogen, Nitrate as N	2.30	mg/L	0.10	92	90	110			
Nitrogen, Nitrite as N	2.42	mg/L	0.10	97	90	110			
Sulfate	13.6	mg/L	1.0	91	90	110			
Sample ID: LFB0901211057-4	Laboratory Fortified Blank		Run: DIONEX_090121A				01/21/09 19:27		
Chloride	4.52	mg/L	0.50	90	90	110			
Fluoride	1.90	mg/L	0.10	95	90	110			
Nitrogen, Nitrate as N	2.25	mg/L	0.10	90	90	110			
Nitrogen, Nitrite as N	2.37	mg/L	0.10	95	90	110			
Sulfate	13.5	mg/L	1.0	90	90	110			
Sample ID: R09010301-002AMS	Sample Matrix Spike		Run: DIONEX_090121A				01/21/09 23:17		
Chloride	249	mg/L	5.4	90	80	120			
Fluoride	102	mg/L	0.56	100	80	120			
Nitrogen, Nitrate as N	117	mg/L	1.3	94	80	120			
Nitrogen, Nitrite as N	124	mg/L	2.9	99	80	120			
Sulfate	1110	mg/L	3.4	82	80	120			
Sample ID: R09010301-002AMSD	Sample Matrix Spike Duplicate		Run: DIONEX_090121A				01/21/09 23:33		
Chloride	233	mg/L	5.4	83	80	120	6.8	10	
Fluoride	95.4	mg/L	0.56	94	80	120	7	10	
Nitrogen, Nitrate as N	109	mg/L	1.3	87	80	120	7.4	10	
Nitrogen, Nitrite as N	116	mg/L	2.9	92	80	120	7.1	10	
Sulfate	1070	mg/L	3.4	76	80	120	4	10	S
Sample ID: R09010301-006AMS	Sample Matrix Spike		Run: DIONEX_090121A				01/22/09 02:34		
Chloride	246	mg/L	5.4	89	80	120			
Fluoride	102	mg/L	0.56	100	80	120			
Nitrogen, Nitrate as N	116	mg/L	1.3	93	80	120			
Nitrogen, Nitrite as N	123	mg/L	2.9	99	80	120			
Sulfate	1060	mg/L	3.4	82	80	120			
Sample ID: R09010301-006AMSD	Sample Matrix Spike Duplicate		Run: DIONEX_090121A				01/22/09 02:50		
Chloride	237	mg/L	5.4	85	80	120	3.8	10	
Fluoride	98.0	mg/L	0.56	97	80	120	3.8	10	
Nitrogen, Nitrate as N	111	mg/L	1.3	89	80	120	4.1	10	
Nitrogen, Nitrite as N	118	mg/L	2.9	95	80	120	4.1	10	
Sulfate	1020	mg/L	3.4	76	80	120	4	10	S
Sample ID: R09010301-010AMS	Sample Matrix Spike		Run: DIONEX_090121A				01/22/09 05:51		
Chloride	255	mg/L	5.4	90	80	120			
Fluoride	103	mg/L	0.56	101	80	120			

Qualifiers:

RL - Analyte reporting limit.

MDC - Minimum detectable concentration

ND - Not detected at the reporting limit.

S - Spike recovery outside of advisory limits.



QA/QC Summary Report

Client: RESPEC Inc

Project: Edgemont

Report Date: 03/17/09

Work Order: R09010301

Analyte	Result	Units	RL	%REC	Low Limit	High Limit	RPD	RPDLimit	Qual
Method: E300.0							Batch: R39252		
Sample ID: R09010301-010AMS	Sample Matrix Spike		Run: DIONEX_090121A				01/22/09 05:51		
Nitrogen, Nitrate as N	117	mg/L	1.3	94	80	120			
Nitrogen, Nitrite as N	125	mg/L	2.9	100	80	120			
Sulfate	1990	mg/L	3.4	91	80	120			
Sample ID: R09010301-010AMSD	Sample Matrix Spike Duplicate		Run: DIONEX_090121A				01/22/09 06:07		
Chloride	243	mg/L	5.4	85	80	120	4.8	10	
Fluoride	98.0	mg/L	0.56	96	80	120	5	10	
Nitrogen, Nitrate as N	112	mg/L	1.3	89	80	120	5.1	10	
Nitrogen, Nitrite as N	118	mg/L	2.9	95	80	120	5.4	10	
Sulfate	1930	mg/L	3.4	82	80	120	3.3	10	
Sample ID: R09010301-014AMS	Sample Matrix Spike		Run: DIONEX_090121A				01/22/09 09:08		
Chloride	248	mg/L	5.4	90	80	120			
Fluoride	102	mg/L	0.56	100	80	120			
Nitrogen, Nitrate as N	116	mg/L	1.3	93	80	120			
Nitrogen, Nitrite as N	123	mg/L	2.9	98	80	120			
Sulfate	1130	mg/L	3.4	84	80	120			
Sample ID: R09010301-014AMSD	Sample Matrix Spike Duplicate		Run: DIONEX_090121A				01/22/09 09:24		
Chloride	239	mg/L	5.4	86	80	120	3.6	10	
Fluoride	98.7	mg/L	0.56	97	80	120	3.7	10	
Nitrogen, Nitrate as N	112	mg/L	1.3	90	80	120	3.5	10	
Nitrogen, Nitrite as N	119	mg/L	2.9	95	80	120	3.3	10	
Sulfate	1120	mg/L	3.4	82	80	120	1.3	10	

Qualifiers:

RL - Analyte reporting limit.

ND - Not detected at the reporting limit.

MDC - Minimum detectable concentration



QA/QC Summary Report

Client: RESPEC Inc

Project: Edgemont

Report Date: 03/17/09

Work Order: R09010301

Analyte	Result	Units	RL	%REC	Low Limit	High Limit	RPD	RPDLimit	Qual
Method: E900.0							Batch: C_GrAB-0604		
Sample ID: MB-GrAB-0604	Method Blank				Run: SUB-C114642			02/06/09 03:23	
Gross Alpha	1	pCi/L							
Gross Alpha precision (\pm)	0.6	pCi/L							
Gross Alpha MDC	0.5	pCi/L							
Gross Beta	-2	pCi/L							U
Gross Beta precision (\pm)	1	pCi/L							
Gross Beta MDC	1	pCi/L							
Sample ID: UNAT-GrAB-0604	Laboratory Control Sample				Run: SUB-C114642			02/06/09 03:24	
Gross Alpha	130	pCi/L	97		70	130			
Sample ID: Cs137-GrAB-0604	Laboratory Control Sample				Run: SUB-C114642			02/06/09 03:24	
Gross Beta	84	pCi/L	92		70	130			
Sample ID: C09010797-001HMS	Sample Matrix Spike				Run: SUB-C114642			02/06/09 03:24	
Gross Alpha	120	pCi/L	85		70	130			
Sample ID: C09010797-001HMSD	Sample Matrix Spike Duplicate				Run: SUB-C114642			02/06/09 03:23	
Gross Alpha	120	pCi/L	88		70	130	3.6	15.7	
Sample ID: C09010797-001HMS	Sample Matrix Spike				Run: SUB-C114642			02/06/09 03:23	
Gross Beta	79	pCi/L	87		70	130			
Sample ID: C09010797-001HMSD	Sample Matrix Spike Duplicate				Run: SUB-C114642			02/06/09 03:23	
Gross Beta	82	pCi/L	89		70	130	3	16.4	
Method: E903.0							Batch: C_21458		
Sample ID: R09010301-001I	Sample Matrix Spike				Run: SUB-C114911			02/18/09 13:43	
Radium 226	19	pCi/L	102		70	130			
Sample ID: R09010301-001I	Sample Matrix Spike Duplicate				Run: SUB-C114911			02/18/09 13:43	
Radium 226	18	pCi/L	102		70	130	2.9	24.4	
Sample ID: LCS-21458	Laboratory Control Sample				Run: SUB-C114911			02/18/09 13:43	
Radium 226	70	pCi/L	96		70	130			
Sample ID: MB-21458	Method Blank				Run: SUB-C114911			02/18/09 15:52	
Radium 226	0.02	pCi/L							U
Radium 226 precision (\pm)	0.2	pCi/L							
Radium 226 MDC	0.4	pCi/L							

Qualifiers:

RL - Analyte reporting limit.

MDC - Minimum detectable concentration

ND - Not detected at the reporting limit.

U - Not detected at minimum detectable concentration



QA/QC Summary Report

Client: RESPEC Inc
Project: Edgemont

Report Date: 03/17/09
Work Order: R09010301

Analyte	Result	Units	RL	%REC	Low Limit	High Limit	RPD	RPDLimit	Qual
Method: E903.0							Batch: C_21459		
Sample ID: C09010797-007IMS	Sample Matrix Spike					Run: SUB-C114901			02/18/09 13:41
Radium 226	19	pCi/L		98	70	130			
Sample ID: C09010797-007IMSD	Sample Matrix Spike Duplicate					Run: SUB-C114901			02/18/09 13:41
Radium 226	19	pCi/L		97	70	130	1	24	
Sample ID: LCS-21459	Laboratory Control Sample					Run: SUB-C114901			02/18/09 15:51
Radium 226	74	pCi/L		102	70	130			
Sample ID: MB-21459	Method Blank					Run: SUB-C114901			02/18/09 15:51
Radium 226	-0.02	pCi/L							U
Radium 226 precision (±)	0.2	pCi/L							
Radium 226 MDC	0.4	pCi/L							
Method: E903.0							Batch: C_RA226-3432		
Sample ID: C09010797-001HMS	Sample Matrix Spike					Run: SUB-C114417			02/05/09 12:53
Radium 226	16	pCi/L		105	70	130			
Sample ID: C09010797-001HMSD	Sample Matrix Spike Duplicate					Run: SUB-C114417			02/05/09 12:53
Radium 226	15	pCi/L		96	70	130	8	25.6	
Sample ID: MB-RA226-3432	Method Blank					Run: SUB-C114417			02/05/09 14:35
Radium 226	-0.1	pCi/L							U
Radium 226 precision (±)	0.1	pCi/L							
Radium 226 MDC	0.3	pCi/L							
Sample ID: LCS-RA226-3432	Laboratory Control Sample					Run: SUB-C114417			02/05/09 14:35
Radium 226	8.6	pCi/L		111	70	130			
Method: E907.0							Batch: C_21458		
Sample ID: C09010595-006AMS	Sample Matrix Spike					Run: SUB-C115513			03/03/09 16:30
Thorium 230	49.7	pCi/Filter		108	70	130			
Sample ID: C09010595-006AMSD	Sample Matrix Spike Duplicate					Run: SUB-C115513			03/03/09 16:30
Thorium 230	52.9	pCi/Filter		113	70	130	6.2	54	
Sample ID: LCS-21458	Laboratory Control Sample					Run: SUB-C115513			03/03/09 16:30
Thorium 230	5.21	pCi/Filter		109	70	130			
Sample ID: MB-21458	Method Blank					Run: SUB-C115513			03/03/09 16:30
Thorium 230	0.1	pCi/Filter							U

Qualifiers:

RL - Analyte reporting limit.
MDC - Minimum detectable concentration

ND - Not detected at the reporting limit.
U - Not detected at minimum detectable concentration



ENERGY LABORATORIES, INC. * 2821 Plant St * Rapid City, SD 57702
Toll Free 888.672.1225 * 605.342.1225 * FAX 605.342.1397 * rapid_city@energylab.com

QA/QC Summary Report

Client: RESPEC Inc
Project: Edgemont

Report Date: 03/17/09
Work Order: R09010301

Analyte	Result	Units	RL	%REC	Low Limit	High Limit	RPD	RPDLimit	Qual
Method: E907.0							Batch: C_21459		
Sample ID: R09010302-001I	Sample Matrix Spike				Run: SUB-C115509			03/01/09 14:58	
Thorium 230	15	pCi/L		134	70	130			S
- Spike response is outside of the acceptance range for this analysis. Since the LCS and the RPD for the MS MSD pair are acceptable, the response is considered to be matrix related. The batch is approved.									
Sample ID: R09010302-001I	Sample Matrix Spike Duplicate				Run: SUB-C115509			03/01/09 14:58	
Thorium 230	12	pCi/L		107	70	130	20	53	
Sample ID: LCS-21459	Laboratory Control Sample				Run: SUB-C115509			03/02/09 09:04	
Thorium 230	5.2	pCi/L		113	70	130			
Sample ID: MB-21459	Method Blank				Run: SUB-C115509			03/02/09 09:04	
Thorium 230	-0.07	pCi/L							U
Method: E907.0							Batch: C_RA-TH-ISO-0741		
Sample ID: LCS-RA-TH-ISO-0741	Laboratory Control Sample				Run: SUB-C114512			02/05/09 16:36	
Thorium 230	5.1	pCi/L	0.20	103	70	130			
Sample ID: R09010301-001H	Sample Matrix Spike				Run: SUB-C114512			02/05/09 16:36	
Thorium 230	17	pCi/L	0.20	112	70	130			
Sample ID: R09010301-001H	Sample Matrix Spike Duplicate				Run: SUB-C114512			02/05/09 16:36	
Thorium 230	16	pCi/L	0.20	98	70	130	8.8	42.4	
Sample ID: MB-RA-TH-ISO-0741	Method Blank				Run: SUB-C114512			02/06/09 08:45	
Thorium 230	ND	pCi/L							U
Method: E909.0M							Batch: C_21458		
Sample ID: R09010301-002I	Sample Matrix Spike				Run: SUB-C115433			02/12/09 09:35	
Lead 210	230	pCi/L		81	70	130			
Sample ID: R09010301-002I	Sample Matrix Spike Duplicate				Run: SUB-C115433			02/12/09 09:35	
Lead 210	230	pCi/L		82	70	130	0.8	30	
Sample ID: MB-R115433	Method Blank				Run: SUB-C115433			02/12/09 09:35	
Lead 210	-0.3	pCi/L							U
Lead 210 precision (±)	4	pCi/L							
Lead 210 MDC	7	pCi/L							
Sample ID: LCS-R115433	Laboratory Control Sample				Run: SUB-C115433			02/12/09 09:35	
Lead 210	110	pCi/L		95	70	130			

Qualifiers:

RL - Analyte reporting limit.

ND - Not detected at the reporting limit.

MDC - Minimum detectable concentration

S - Spike recovery outside of advisory limits.

U - Not detected at minimum detectable concentration



QA/QC Summary Report

Client: RESPEC Inc
Project: Edgemont

Report Date: 03/17/09
Work Order: R09010301

Analyte	Result	Units	RL	%REC	Low Limit	High Limit	RPD	RPDLimit	Qual
Method: E909.0M							Batch: C_R114833		
Sample ID: C09010853-001DMS	Sample Matrix Spike				Run: SUB-C114833				02/03/09 10:43
Lead 210	94	pCi/L		78	70	130			
Sample ID: C09010853-002DMD	Sample Duplicate				Run: SUB-C114833				02/03/09 10:43
Lead 210	0.50	pCi/L					700	30	UR
Lead 210 precision (±)	5.1	pCi/L							
Lead 210 MDC	8.5	pCi/L							
- The Sample and the Duplicate are both below the MDC; the RPD is acceptable.									
Sample ID: MB-R114833	Method Blank				Run: SUB-C114833				02/03/09 10:43
Lead 210	-0.7	pCi/L							U
Lead 210 precision (±)	3	pCi/L							
Lead 210 MDC	4	pCi/L							
Sample ID: LCS-R114833	Laboratory Control Sample				Run: SUB-C114833				02/03/09 10:43
Lead 210	50	pCi/L		88	70	130			
Method: E909.0M							Batch: C_R115907		
Sample ID: MB-R115907	Method Blank				Run: SUB-C115907				03/10/09 13:35
Lead 210	-1	pCi/L							U
Lead 210 precision (±)	4	pCi/L							
Lead 210 MDC	7	pCi/L							
Sample ID: LCS-R115907	Laboratory Control Sample				Run: SUB-C115907				03/10/09 13:35
Lead 210	65	pCi/L		97	70	130			
- No MS or MSD available due to spiking error by analyst..									
Method: RMO-3008							Batch: C_PO210-0181		
Sample ID: R09010302-001K	Sample Matrix Spike				Run: SUB-C114991				02/13/09 14:35
Polonium 210	13	pCi/L		79	70	130			
Sample ID: R09010302-001K	Sample Matrix Spike Duplicate				Run: SUB-C114991				02/17/09 10:36
Polonium 210	17	pCi/L		103	70	130	26	58.3	
Sample ID: LCS-PO210-0181	Laboratory Control Sample				Run: SUB-C114991				02/17/09 10:36
Polonium 210	14	pCi/L		83	70	130			
Sample ID: MB-PO210-0181	Method Blank				Run: SUB-C114991				02/17/09 10:36
Polonium 210	-0.04	pCi/L							U
Polonium 210 MDC	0.7	pCi/L							
Polonium 210 precision (±)	0.2	pCi/L							

Qualifiers:

RL - Analyte reporting limit.
MDC - Minimum detectable concentration
U - Not detected at minimum detectable concentration

ND - Not detected at the reporting limit.
R - RPD exceeds advisory limit.



QA/QC Summary Report

Client: RESPEC Inc
Project: Edgemont

Report Date: 03/17/09
Work Order: R09010301

Analyte	Result	Units	RL	%REC	Low Limit	High Limit	RPD	RPDLimit	Qual
Method: RMO-3008							Batch: C_R115005		
Sample ID: C09020173-003FMS	Sample Matrix Spike				Run: SUB-C115005		02/19/09 12:18		
Polonium 210	21	pCi/L	74		70	130			
Sample ID: C09020173-003FMSD	Sample Matrix Spike Duplicate				Run: SUB-C115005		02/19/09 12:18		
Polonium 210	32	pCi/L	113		70	130	39	53.2	
Sample ID: LCS-21459	Laboratory Control Sample				Run: SUB-C115005		02/19/09 12:18		
Polonium 210	75	pCi/L	98		70	130			
Sample ID: MB-21459	Method Blank				Run: SUB-C115005		02/19/09 12:18		
Polonium 210	0.08	pCi/L							U
Polonium 210 MDC	2	pCi/L							
Polonium 210 precision (±)	1.0	pCi/L							

Qualifiers:

RL - Analyte reporting limit.
MDC - Minimum detectable concentration

ND - Not detected at the reporting limit.
U - Not detected at minimum detectable concentration

MS ~~DONOT MAIL~~
~~BLANK~~

3/16/2009

	CATIONS			ANIONS	
	mg/L	meq/L		mg/L	meq/L
Acidity(as CaCO3)			Cl	<1	0.01
Ca	<1	0.01	SO4	<1	0.00
Mg	<1	0.00	T. Alkalinity	<1	0.00
K	<1	0.00	HCO3	<1	
Na	<1	0.01	CO3	<1	
Al	<1	0.00			
Fe	<1	0.00			
Mn	<1	0.00			
Hardness (as CaCO3)	<1		OH		
Hardness, grains/gal.	0.03		NO3	<0.1	0.00
NH4+	<0.1	0.00	PO4		
Si	<0.1		F	<0.1	0.00
			CN		
			Br	<0.1	0.00
	Total Cations	0.02		Total Anions	0.01

BALANCE, ($\pm 5\%$)	34.15
BALANCE, "sigma"	-0.08

	Measured	Calculated		
Sample pH	6.0		Salinity	0.00
Conductivity (umho/cm)	<1	2	Cl as NaCl	0
TDS	<10	<10	Carbonate Hardness	0
TDS Ratio	#VALUE!		Non-carbonate Hardness	0
Resistivity (RW - ohm-m)			Free CO2	
			Total CO2	
			SAR	0.07
Estimated Ionic Strength (from TDS)		0	Langlier Saturation Index	-7.4
			Ryznar Index	20.82
			Aggressive Index	#NUM!
			Temp	20

Soft water.

SAMPLE ID: R09010301-001A

BALANCE, ($\pm 5\%$)	34.15
------------------------	-------

Sample R09010301-002A not reported to LIMS

SAMPLE ID: R09010301-002A

3/16/2009

	CATIONS			ANIONS	
	mg/L	meq/L		mg/L	meq/L
Acidity(as CaCO3)			Cl	10	0.28
Ca	85	4.23	SO4	499	10.38
Mg	30	2.44	T. Alkalinity	176	3.52
K	12	0.31	HCO3	215	
Na	173	7.53	CO3	<1	
Al	<1	0.00			
Fe	<1	0.00			
Mn	<1	0.01			
Hardness (as CaCO3)	334		OH		
Hardness, grains/gal.	19.5		NO3	<0.1	0.00
NH4+	<0.1	0.00	PO4		
Si	7.4		F	0.6	0.03
			CN		
			Br	0.2	0.00
Total Cations		14.52	Total Anions		14.21

BALANCE, (± 5%) 1.07
BALANCE, "sigma" -0.94

	Measured	Calculated
Sample pH	7.5	
Conductivity (umho/cm)	1310	1220
TDS	904	934
TDS Ratio	0.97	
Resistivity (RW - ohm-m)	7.63	
Estimated Ionic Strength (from TDS)	0.0226	

Salinity	0.67
Cl as NaCl	17
Carbonate Hardness	176
Non-carbonate Hardness	158
Free CO2	
Total CO2	
SAR	4.12
Langlier Saturation Index	0.1
Ryznar Index	7.27
Aggressive Index	12.03
Temp	20

Very hard water.

SAMPLE ID: R09010301-002A

BALANCE, (± 5%) 1.07

Sample R09010301-003A not reported to LIMS

SAMPLE ID: R09010301-003A

3/16/2009

	CATIONS			ANIONS	
	mg/L	meq/L		mg/L	meq/L
Acidity(as CaCO ₃)			Cl	10	0.28
Ca	83	4.16	SO ₄	492	10.24
Mg	30	2.42	T. Alkalinity	178	3.56
K	12	0.31	HCO ₃	217	
Na	174	7.56	CO ₃	<1	
Al	<1	0.00			
Fe	<1	0.00			
Mn	<1	0.01			
Hardness (as CaCO ₃)	330		OH		
Hardness, grains/gal.	19.3		NO ₃	<0.1	0.00
NH ₄ ⁺	<0.1	0.00	PO ₄		
Si	7.4		F	0.6	0.03
			CN		
			Br	0.2	0.00
Total Cations		14.48	Total Anions		14.11
BALANCE, (± 5%)		1.26			
BALANCE, "sigma"		-1.11			

	Measured	Calculated
Sample pH	7.5	
Conductivity (umho/cm)	1310	1210
TDS	952	928
TDS Ratio		1.03
Resistivity (RW - ohm-m)		7.63
Estimated Ionic Strength (from TDS)		0.0238

Salinity	0.67
Cl as NaCl	17
Carbonate Hardness	178
Non-carbonate Hardness	152
Free CO ₂	
Total CO ₂	
SAR	4.16
Langlier Saturation Index	0.2
Ryznar Index	7.21
Aggressive Index	12.10
Temp	20

Very hard water.

SAMPLE ID: R09010301-003A

BALANCE, (± 5%) 1.26

Sample R09010301-004A not reported to LIMS

SAMPLE ID: R09010301-004A

3/16/2009

	CATIONS			ANIONS	
	mg/L	meq/L		mg/L	meq/L
Acidity(as CaCO3)			Cl	5	0.14
Ca	70	3.51	SO4	389	8.10
Mg	21	1.73	T. Alkalinity	138	2.76
K	10	0.25	HCO3	168	
Na	131	5.68	CO3	<1	
Al	<1	0.00			
Fe	<1	0.00			
Mn	<1	0.00			
Hardness (as CaCO3)	262		OH		
Hardness, grains/gal.	15.3		NO3	<0.1	0.00
NH4+	<0.1	0.00	PO4		
Si	7.8		F	0.6	0.03
			CN		
			Br	0.2	0.00
Total Cations		11.18	Total Anions		11.03

BALANCE, (± 5%) 0.66
BALANCE, "sigma" -0.53

	Measured	Calculated
Sample pH	7.2	
Conductivity (umho/cm)	1050	971
TDS	716	730
TDS Ratio	0.98	
Resistivity (RW - ohm-m)	9.52	
Estimated Ionic Strength (from TDS)	0.0179	

Salinity	0.53
Cl as NaCl	8
Carbonate Hardness	138
Non-carbonate Hardness	124
Free CO2	
Total CO2	
SAR	3.51
Langlier Saturation Index	-0.3
Ryznar Index	7.85
Aggressive Index	11.57
Temp	20

Very hard water.

SAMPLE ID: R09010301-004A

BALANCE, (± 5%) 0.66

Sample R09010301-005A not reported to LIMS

SAMPLE ID: R09010301-005A

3/16/2009

CATIONS			ANIONS		
	mg/L	meq/L		mg/L	meq/L
Acidity(as CaCO3)			Cl	12	0.33
Ca	50	2.49	SO4	500	10.41
Mg	18	1.50	T. Alkalinity	174	3.48
K	9	0.24	HCO3	212	
Na	247	10.74	CO3	<1	
Al	<1	0.00			
Fe	<1	0.00			
Mn	<1	0.01			
Hardness (as CaCO3)	200		OH		
Hardness, grains/gal.	11.7		NO3	<0.1	0.00
NH4+	0.2	0.01	PO4		
Si	7.9		F	0.6	0.03
			CN		
			Br	0.2	0.00
Total Cations		14.99	Total Anions		14.25

BALANCE, (± 5%) 2.54
BALANCE, "sigma" -2.27

	Measured	Calculated
Sample pH	7.8	
Conductivity (umho/cm)	1350	1230
TDS	912	962
TDS Ratio	0.95	
Resistivity (RW - ohm-m)	7.41	
Estimated Ionic Strength (from TDS)	0.0228	

Salinity	0.69
Cl as NaCl	19
Carbonate Hardness	174
Non-carbonate Hardness	26
Free CO2	
Total CO2	
SAR	7.60
Langlier Saturation Index	0.2
Ryznar Index	7.39
Aggressive Index	12.15
Temp	20

Moderately hard water.

SAMPLE ID: R09010301-005A

BALANCE, (± 5%) 2.54

Sample R09010301-006A not reported to LIMS

SAMPLE ID: R09010301-006A

3/16/2009

	CATIONS			ANIONS	
	mg/L	meq/L		mg/L	meq/L
Acidity(as CaCO3)			Cl	8	0.23
Ca	50	2.48	SO4	444	9.25
Mg	16	1.35	T. Alkalinity	168	3.36
K	9	0.22	HCO3	205	
Na	206	8.97	CO3	<1	
Al	<1	0.00			
Fe	<1	0.00			
Mn	<1	0.00			
Hardness (as CaCO3)	192		OH		
Hardness, grains/gal.	11.2		NO3	<0.1	0.00
NH4+	0.2	0.01	PO4		
Si	7.9		F	0.7	0.03
			CN		
			Br	0.2	0.00
Total Cations		13.04	Total Anions		12.87

BALANCE, (± 5%) 0.64
BALANCE, "sigma" -0.54

	Measured	Calculated
Sample pH	7.7	
Conductivity (umho/cm)	1220	1100
TDS	818	856
TDS Ratio	0.96	
Resistivity (RW - ohm-m)	8.20	
Estimated Ionic Strength (from TDS)	0.0205	

Salinity	0.62
Cl as NaCl	13
Carbonate Hardness	168
Non-carbonate Hardness	24
Free CO2	
Total CO2	
SAR	6.48
Langlier Saturation Index	0.1
Ryznar Index	7.48
Aggressive Index	12.05
Temp	20

Moderately hard water.

SAMPLE ID: R09010301-006A

BALANCE, (± 5%) 0.64

Sample R09010301-007A not reported to LIMS

SAMPLE ID: R09010301-007A

3/16/2009

	CATIONS			ANIONS	
	mg/L	meq/L		mg/L	meq/L
Acidity(as CaCO3)			Cl	13	0.36
Ca	54	2.67	SO4	465	9.69
Mg	21	1.72	T. Alkalinity	170	3.40
K	10	0.26	HCO3	207	
Na	213	9.25	CO3	<1	
Al	<1	0.00			
Fe	<1	0.00			
Mn	<1	0.01			
Hardness (as CaCO3)	220		OH		
Hardness, grains/gal.	12.9		NO3	<0.1	0.00
NH4+	<0.1	0.00	PO4		
Si	7.8		F	0.6	0.03
			CN		
			Br	0.3	0.00
Total Cations		13.91	Total Anions		13.48

BALANCE, (± 5%) 1.57
BALANCE, "sigma" -1.37

	Measured	Calculated
Sample pH	7.9	
Conductivity (umho/cm)	1310	1160
TDS	944	899
TDS Ratio		1.05
Resistivity (RW - ohm-m)		7.63
Estimated Ionic Strength (from TDS)		0.0236

Salinity	0.67
Cl as NaCl	21
Carbonate Hardness	170
Non-carbonate Hardness	50
Free CO2	
Total CO2	
SAR	6.23
Langlier Saturation Index	0.3
Ryznar Index	7.32
Aggressive Index	12.21
Temp	20

Very hard water.

SAMPLE ID: R09010301-007A

BALANCE, (± 5%) 1.57

Sample R09010301-008A not reported to LIMS

SAMPLE ID: R09010301-008A

3/16/2009

	CATIONS			ANIONS	
	mg/L	meq/L		mg/L	meq/L
Acidity(as CaCO3)			Cl	5	0.15
Ca	45	2.24	SO4	399	8.31
Mg	16	1.28	T. Alkalinity	150	3.00
K	9	0.23	HCO3	183	
Na	177	7.71	CO3	<1	
Al	<1	0.00			
Fe	<1	0.00			
Mn	<1	0.00			
Hardness (as CaCO3)	176		OH		
Hardness, grains/gal.	10.3		NO3	<0.1	0.00
NH4+	<0.1	0.00	PO4		
Si	8.3		F	0.6	0.03
			CN		
			Br	0.2	0.00
Total Cations		11.47	Total Anions		11.50

BALANCE, (± 5%) -0.13
BALANCE, "sigma" 0.11

	Measured	Calculated
Sample pH	7.7	
Conductivity (umho/cm)	1080	988
TDS	782	765
TDS Ratio		1.02
Resistivity (RW - ohm-m)		9.26
Estimated Ionic Strength (from TDS)		0.0196

Salinity	0.55
Cl as NaCl	9
Carbonate Hardness	150
Non-carbonate Hardness	26
Free CO2	
Total CO2	
SAR	5.82
Langlier Saturation Index	0.0
Ryznar Index	7.67
Aggressive Index	11.94
Temp	20

Moderately hard water.

SAMPLE ID: R09010301-008A

BALANCE, (± 5%) -0.13

Sample R09010301-009A not reported to LIMS

SAMPLE ID: R09010301-009A

3/16/2009

	CATIONS			ANIONS	
	mg/L	meq/L		mg/L	meq/L
Acidity(as CaCO3)			Cl	10	0.27
Ca	341	17.03	SO4	1340	27.94
Mg	127	10.48	T. Alkalinity	118	2.36
K	16	0.41	HCO3	144	
Na	92	4.00	CO3	<1	
Al	<1	0.00			
Fe	2	0.06			
Mn	2	0.17			
Hardness (as CaCO3)	1380		OH		
Hardness, grains/gal.	80.5		NO3	<0.1	0.00
NH4+	0.1	0.01	PO4		
Si	10.2		F	0.4	0.02
			CN		
			Br	0.2	0.00
Total Cations		32.17	Total Anions		30.59

BALANCE, (± 5%) 2.51
BALANCE, "sigma" -2.72

	Measured	Calculated
Sample pH	6.7	
Conductivity (umho/cm)	2410	2670
TDS	1670	2030
TDS Ratio	0.82	
Resistivity (RW - ohm-m)	4.15	
Estimated Ionic Strength (from TDS)	0.0418	

Salinity	1.25
Cl as NaCl	16
Carbonate Hardness	118
Non-carbonate Hardness	1259
Free CO2	
Total CO2	
SAR	1.08
Langlier Saturation Index	-0.3
Ryznar Index	7.29
Aggressive Index	11.74
Temp	20

Very hard water.

SAMPLE ID: R09010301-009A

BALANCE, (± 5%) 2.51

Sample R09010301-010A not reported to LIMS

SAMPLE ID: R09010301-010A

3/16/2009

	CATIONS			ANIONS	
	mg/L	meq/L		mg/L	meq/L
Acidity(as CaCO3)			Cl	16	0.44
Ca	350	17.45	SO4	1310	27.22
Mg	114	9.42	T. Alkalinity	174	3.48
K	21	0.53	HCO3	212	
Na	161	6.99	CO3	<1	
Al	<1	0.00			
Fe	7	0.25			
Mn	1	0.08			
Hardness (as CaCO3)	1340		OH		
Hardness, grains/gal.	78.6		NO3	<0.1	0.00
NH4+	0.5	0.03	PO4		
Si	8.5		F	0.6	0.03
			CN		
			Br	0.2	0.00
Total Cations		34.75	Total Anions		31.18

BALANCE, (± 5%) 5.42
BALANCE, "sigma" -6.06

	Measured	Calculated
Sample pH	6.7	
Conductivity (umho/cm)	2600	2720
TDS	2080	2100
TDS Ratio	0.99	
Resistivity (RW - ohm-m)	3.85	
Estimated Ionic Strength (from TDS)	0.0521	

Salinity	1.35
Cl as NaCl	26
Carbonate Hardness	174
Non-carbonate Hardness	1171
Free CO2	
Total CO2	
SAR	1.90
Langlier Saturation Index	-0.2
Ryznar Index	7.07
Aggressive Index	11.85
Temp	20

Very hard water.

SAMPLE ID: R09010301-010A

BALANCE, (± 5%) 5.42

Sample R09010301-011A not reported to LIMS

SAMPLE ID: R09010301-011A

3/16/2009

	CATIONS			ANIONS	
	mg/L	meq/L		mg/L	meq/L
Acidity(as CaCO3)			Cl	13	0.36
Ca	358	17.87	SO4	1370	28.44
Mg	117	9.59	T. Alkalinity	252	5.04
K	20	0.51	HCO3	307	
Na	145	6.32	CO3	<1	
Al	<1	0.00			
Fe	<1	0.00			
Mn	<1	0.03			
Hardness (as CaCO3)	1370		OH		
Hardness, grains/gal.	80.4		NO3	<0.1	0.00
NH4+	<0.1	0.00	PO4		
Si	8.7		F	0.5	0.03
			CN		
			Br	0.2	0.00
Total Cations		34.32	Total Anions		33.87

BALANCE, (± 5%) 0.67
BALANCE, "sigma" -0.72

	Measured	Calculated
Sample pH	7.1	
Conductivity (umho/cm)	2480	2770
TDS	2170	2190
TDS Ratio	0.99	
Resistivity (RW - ohm-m)	4.03	
Estimated Ionic Strength (from TDS)	0.0542	

Salinity	1.29
Cl as NaCl	21
Carbonate Hardness	252
Non-carbonate Hardness	1122
Free CO2	
Total CO2	
SAR	1.70
Langlier Saturation Index	0.4
Ryznar Index	6.29
Aggressive Index	12.47
Temp	20

Very hard water.

SAMPLE ID: R09010301-011A

BALANCE, (± 5%) 0.67

Sample R09010301-012A not reported to LIMS

SAMPLE ID: R09010301-012A

3/16/2009

	CATIONS			ANIONS	
	mg/L	meq/L		mg/L	meq/L
Acidity(as CaCO3)			Cl	11	0.32
Ca	49	2.43	SO4	436	9.08
Mg	21	1.69	T. Alkalinity	166	3.32
K	14	0.36	HCO3	203	
Na	189	8.20	CO3	<1	
Al	<1	0.00			
Fe	<1	0.00			
Mn	<1	0.00			
Hardness (as CaCO3)	206		OH		
Hardness, grains/gal.	12.1		NO3	<0.1	0.00
NH4+	0.2	0.02	PO4		
Si	7.7		F	0.6	0.03
			CN		
			Br	0.2	0.00
Total Cations		12.71	Total Anions		12.75
BALANCE, (± 5%)		-0.14			
BALANCE, "sigma"		0.12			

	Measured	Calculated
Sample pH	8.0	
Conductivity (umho/cm)	1210	1080
TDS	796	840
TDS Ratio		0.95
Resistivity (RW - ohm-m)		8.26
Estimated Ionic Strength (from TDS)		0.0199

Salinity	0.61
Cl as NaCl	18
Carbonate Hardness	166
Non-carbonate Hardness	40
Free CO2	
Total CO2	
SAR	5.71
Langlier Saturation Index	0.4
Ryznar Index	7.23
Aggressive Index	12.31
Temp	20

Very hard water.

SAMPLE ID: R09010301-012A

BALANCE, (± 5%) -0.14

Sample R09010301-013A not reported to LIMS

SAMPLE ID: R09010301-013A

3/16/2009

	CATIONS			ANIONS	
	mg/L	meq/L		mg/L	meq/L
Acidity(as CaCO3)			Cl	12	0.35
Ca	27	1.35	SO4	483	10.06
Mg	10	0.79	T. Alkalinity	178	3.56
K	9	0.23	HCO3	217	
Na	253	10.99	CO3	<1	
Al	<1	0.00			
Fe	<1	0.00			
Mn	<1	0.00			
Hardness (as CaCO3)	107		OH		
Hardness, grains/gal.	6.26		NO3	<0.1	0.00
NH4+	0.4	0.03	PO4		
Si	7.5		F	0.5	0.03
			CN		
			Br	0.3	0.00
Total Cations		13.38	Total Anions		13.99

BALANCE, (± 5%) -2.22
BALANCE, "sigma" 1.88

	Measured	Calculated
Sample pH	8.1	
Conductivity (umho/cm)	1400	1160
TDS	922	921
TDS Ratio		1
Resistivity (RW - ohm-m)		7.14
Estimated Ionic Strength (from TDS)		0.0231

Salinity	0.71
Cl as NaCl	20
Carbonate Hardness	107
Non-carbonate Hardness	0
Free CO2	
Total CO2	
SAR	10.62
Langlier Saturation Index	0.2
Ryznar Index	7.67
Aggressive Index	12.13
Temp	20

Moderately hard water.

SAMPLE ID: R09010301-013A

BALANCE, (± 5%) -2.22

SAMPLE ID: R09010301-014A

3/16/2009

	CATIONS			ANIONS	
	mg/L	meq/L		mg/L	meq/L
Acidity(as CaCO ₃)			Cl	9	0.25
Ca	87	4.32	SO ₄	508	10.57
Mg	33	2.70	T. Alkalinity	208	4.16
K	12	0.32	HCO ₃	254	
Na	162	7.03	CO ₃	<1	
Al	<1	0.00			
Fe	<1	0.00			
Mn	<1	0.01			
Hardness (as CaCO ₃)	351		OH		
Hardness, grains/gal.	20.5		NO ₃	<0.1	0.00
NH ₄ ⁺	0.2	0.02	PO ₄		
Si	7.6		F	0.5	0.02
			CN		
			Br	0.2	0.00
Total Cations		14.40	Total Anions		15.00
BALANCE, (± 5%)		-2.05			
BALANCE, "sigma"		1.78			

	Measured	Calculated
Sample pH	7.6	
Conductivity (umho/cm)	1370	1220
TDS	958	956
TDS Ratio		1
Resistivity (RW - ohm-m)		7.30
Estimated Ionic Strength (from TDS)		0.024

Salinity	0.70
Cl as NaCl	15
Carbonate Hardness	208
Non-carbonate Hardness	143
Free CO ₂	
Total CO ₂	
SAR	3.75
Langlier Saturation Index	0.3
Ryznar Index	7.03
Aggressive Index	12.20
Temp	20

Very hard water.

SAMPLE ID: R09010301-014A

BALANCE, (± 5%) -2.05

Linda Larson

From: Steve Carlston [scarlston@energylab.com]
Sent: Monday, March 16, 2009 4:40 PM
To: llarson@energylab.com
Subject: R09010301

Linda-dear;

Please change the metals report from L quals to D plus on the two seleniums please change the RL to 0.002 and the QUAL from B to D.

Thanks!

Steven Carlston

Project Manager, Technical Data Review
Toll Free: 888.235.0515 x3213
Office: 307.235.0515 x3213
Fax: 307.234.1639
scarlston@energylab.com

Energy Laboratories, Inc.

www.energylab.com | Analytical Excellence Since 1952 | Casper, WY

This transmission is CONFIDENTIAL. If you have received this in error,
please contact Energy Laboratories, Inc. immediately.



Chain of Custody and Analytical Request Record

Page ____ of ____

PLEASE PRINT - Provide as much information as possible.

Company Name: Scott Env.		Project Name, PWS, Permit, Etc. Dew Burdock / Powertech		Sample Origin State: _____		EPA/State Compliance: Yes <input type="checkbox"/> No <input type="checkbox"/>	
Report Mail Address: RESPEC		Contact Name: Phone/Fax: _____		Email: _____		Sampler: (Please Print) Allen Smith	
Invoice Address:		Invoice Contact & Phone:		Purchase Order:		Quote/Bottle Order:	
Special Report/Formats - ELI must be notified prior to sample submittal for the following: <input type="checkbox"/> DW <input type="checkbox"/> GSA <input type="checkbox"/> POTW/WWTP <input type="checkbox"/> State: _____ <input type="checkbox"/> Other: _____ <input type="checkbox"/> A2LA <input type="checkbox"/> EDD/EDT (Electronic Data) Format: _____ <input type="checkbox"/> LEVEL IV <input type="checkbox"/> NELAC		ANALYSIS REQUESTED SEE ATTACHED Normal Turnaround (TAT) R U S H Comments: AS per Anote		Contact ELI prior to RUSH sample submittal for charges and scheduling - See Instruction Page		Shipped by: Cooler ID(s): Receipt Temp 2.7 °C On Ice: Yes <input checked="" type="checkbox"/> No <input type="checkbox"/> Custody Seal Y N Intact Y N Signature Y N Match Y N	
SAMPLE IDENTIFICATION (Name, Location, Interval, etc.)		Collection Date	Collection Time	MATRIX			
1 Dew Burd Blk 01		1-20-09	7:00	water			
2 GW 62-2		1-20-09	10:51	water			
3 GW 62-2		1-20-09	10:55	water			
4 GW 615		1-20-09	11:10	"			
5 GW 695		1-20-09	12:15	"			
6 GW 697		1-20-09	12:35	"			
7 GW 691		1-20-09	12:50	"			
8 GW 689		1-20-09	13:05	"			
9 GW 698		1-20-09	14:07	"			
10 GW 3026		1-20-09	14:25	"			
Custody Record MUST be Signed		Relinquished by (print): Allen Smith Date/Time: 1-21-09 10:37		Received by (print): Allen Smith Date/Time: 1-21-09 10:37		Signature: Allen Smith	
Sample Disposal:		Return to Client:		Lab Disposal:		Signature: Allen Smith Date/Time: 1-21-09 10:37	

In certain circumstances, samples submitted to Energy Laboratories, Inc. may be subcontracted to other certified laboratories in order to complete the analysis requested. This serves as notice of this possibility. All sub-contract data will be clearly notated on your analytical report. Visit our web site at www.energylab.com for additional information, downloadable fee schedule, forms, and links.



Company Name: Soft Env.	Project Name, PWS, Permit, Etc. Pur Bayleak / PowerTech	Sample Origin State: <input type="checkbox"/> Yes <input type="checkbox"/> No	EPA/State Compliance: Yes <input type="checkbox"/> No <input type="checkbox"/>
Report Mail Address: RESREC	Contact Name: Phone/Fax:	Email:	Sampler: (Please Print) 9/1/02 Smith
Invoice Address:	Invoice Contact & Phone:	Purchase Order:	Quote/Bottle Order:

Special Report/Formats - ELI must be notified prior to sample submittal for the following:

☐ DW
☐ GSA
☐ POTW/MWWTP
☐ State: _____
☐ Other: _____

☐ A2LA
☐ EDD/EDT (Electronic Data)
Format:
☐ LEVEL IV
☐ NELAC

SAMPLE IDENTIFICATION (Name, Location, Interval, etc.)		Collection Date	Collection Time	MATRIX	Number of Containers Sample Type: A W S V B O Vegetation Bioassay Other
1	GW 680	1-20-09	15:25	Water	
2	GW 688	1-20-09	15:35	"	
3	Gravels well	1-20-09	15:05	"	
4	GW 696	1-20-09	16:55	"	
5	GW 694	1-20-09	17:00	"	
6					
7					
8					
9					
10					

ANALYSIS REQUESTED

as per quote

SEE ATTACHED

Normal Turnaround (TAT)

Comments:

R U S H

Contact ELI prior to RUSH sample submittal for charges and scheduling - See Instruction Page

Shipped by:

Cooler ID(s):

Receipt Temp: **2.4 °C**

On Ice: ☒ Yes ☐ No

Custody Seal Y N
Intact Y N
Signature Match Y N

LABORATORY USE ONLY

99010301-20

01

01

01

Relinquished by (print): **all**

Relinquished by (print):

Date/Time: **1-21-09 10:37**

Date/Time:

Received by (print): **all**

Received by (print):

Date/Time:

Date/Time:

Custody Record MUST be Signed

Sample Disposal: _____ Return to Client: _____

Lab Disposal: _____

Signature: **Steve Hoiland** Date/Time: **1-21-09 10:37**

This serves as notice of this possibility. All sub-contract data will be clearly notated on your analytical report.

Visit our web site at www.energylab.com for additional information, downloadable fee schedule, forms, and links.



ENERGY LABORATORIES, INC. * 2821 Plant St * Rapid City, SD 57702
Toll Free 888.672.1225 * 605.342.1225 * FAX 605.342.1397 * rapid_city@energylab.com

ANALYTICAL SUMMARY REPORT

March 17, 2009

Cory Foreman
RESPEC Inc
3824 Jet Dr
Rapid City, SD 57701-

Workorder No.: R09010302 Quote ID: R286

Project Name: Edgemont

Energy Laboratories Inc. received the following 1 sample for RESPEC Inc on 1/21/2009 for analysis.

Sample ID	Client Sample ID	Collect Date	Receive Date	Matrix	Test
R09010302-001	GW703	01/20/09 15:05	01/21/09	Aqueous	Metals by ICP/ICPMS, Dissolved Metals by ICP/ICPMS, Suspended Metals by ICP/ICPMS, Total Alkalinity Anion - Cation Balance Conductivity Mercury, Total Selenium, Dissolved Selenium, Dissolved Selenium, Dissolved Anions by Ion Chromatography Nitrogen, Ammonia Oxidation Reduction Potential pH Digestion, Total Metals Digestion, Total Metals Dissolved Filtration Digestion, Mercury by CVAA Gross Alpha, Gross Beta Gross Gamma, Dissolved Lead 210, Dissolved Lead 210, Suspended Polonium 210, Dissolved Polonium 210, Suspended Radium 226, Dissolved Radium 226, Suspended Radon 222 Thorium, Isotopic Thorium, Suspended Isotopic Sodium Adsorption Ratio Solids, Total Dissolved

As appropriate, any exceptions or problems with the analyses are noted in the Laboratory Analytical Report, the QA/QC Summary Report, or the Case Narrative.

If you have any questions regarding these tests results, please call.

Report Approved By:

Linda Larson
Rapid City - Project Manager



CLIENT: RESPEC Inc
Project: Edgemont
Sample Delivery Group: R09010302

Date: 17-Mar-09

CASE NARRATIVE

This case narrative is used to explain any exceptions to the analyses performed for your sample(s). In accordance with Good Analytical Laboratory Practices (GALP), samples requiring data qualifiers or analytical modifications are explained herein.

All samples were analyzed in accordance with prescribed methodology, except were noted. Samples are accompanied by appropriate quality assurance/quality control (QA/QC) samples throughout the analytical process.

During the course of analyzing your sample(s) the following exceptions were noted.

- The Mercury was run out of hold due to laboratory error.

Subcontracting of sample analyses to an outside laboratory may be required. If so, ENERGY LABORATORIES, INC. will utilize its branch laboratories or qualified contract laboratories for this service. Any such laboratories are indicated within the Laboratory Analytical Report.

BRANCH LABORATORY IDENTIFIERS

eli-b - Energy Laboratories, Inc. - Billings, MT, EPA # MT00005
eli-c - Energy Laboratories, Inc. - Casper, WY, EPA# WY00002
eli-f - Energy Laboratories, Inc. - Idaho Falls, ID, EPA # ID00942
eli-g - Energy Laboratories, Inc. - Gillette, WY, EPA# WY00006
eli-h - Energy Laboratories, Inc. - Helena, MT, EPA# MT00945
eli-t - Energy Laboratories, Inc. - College Station, TX, EPA# TX01520

For additional information, including certifications, and analytical services visit our web page www.energylab.com.

If you have questions regarding this information, please feel free to contact us at (888)672-1225, (605)342-1225 or rapid_city@energylab.com.

Comments imported for SUBBED Workorder: B09011713

Prep Comments for Sample R09010302-001J, Test PRP-HG-245.1: The prep HoldTime was exceeded by 2.78 days.

Prep Comments for Sample R09010302-001J, Test PRP-HG-245.1: The prep HoldTime was exceeded by 2.78 days.

End of comments imported for SUBBED Workorder: B09011713



LABORATORY ANALYTICAL REPORT

Client: RESPEC Inc
Project: Edgemont
Lab ID: R09010302-001
Client Sample ID: GW703

Report Date: 03/17/09
Collection Date: 01/20/09 15:05
Date Received: 01/21/09
Matrix: AQUEOUS

Analyses	Result	Units	Qual	RL	MCL/		Method	Analysis Date / By
					QCL	DF		
MAJOR IONS								
Alkalinity, Total as CaCO3	148	mg/L		5		1	A2320 B	01/26/09 15:33/mb
Carbonate as CO3	ND	mg/L		5		1	A2320 B	01/26/09 15:33/mb
Bicarbonate as HCO3	180	mg/L		5		1	A2320 B	01/26/09 15:33/mb
Calcium	72.6	mg/L		0.5		2	E200.7	01/30/09 21:32/eli-c
Chloride	16	mg/L		1		1	E300.0	01/22/09 10:13/jmh
Fluoride	0.3	mg/L		0.1		1	E300.0	01/22/09 10:13/jmh
Magnesium	ND	mg/L		0.5		2	E200.7	01/30/09 21:32/eli-c
Nitrogen, Ammonia as N	1.6	mg/L		0.1		4	A4500-NH3 G	01/21/09 17:45/jmh
Nitrogen, Nitrate as N	ND	mg/L		0.1		1	E300.0	01/22/09 10:13/jmh
Nitrogen, Nitrite as N	ND	mg/L		0.1		1	E300.0	01/22/09 10:13/jmh
Potassium	9.3	mg/L		0.5		2	E200.7	01/30/09 21:32/eli-c
Sodium	370	mg/L		0.5		2	E200.7	01/30/09 21:32/eli-c
Sulfate	828	mg/L	D	3		50	E300.0	01/22/09 09:57/jmh
Silica	4.2	mg/L		0.2		2	E200.7	01/30/09 21:32/eli-c
PHYSICAL PROPERTIES								
Conductivity @ 25 C	2420	umhos/cm		5.0		1	A2510 B	01/22/09 15:11/tb
Oxidation-Reduction Potential	88	mV				1	A2580 B	01/27/09 11:00/jmh
pH	11.4	s.u.		0.01		1	A4500-H B	01/22/09 10:22/tb
Sodium Adsorption Ratio (SAR)	12	unitless		0.10		1	Calculation	03/16/09 16:28/ADM
Solids, Total Dissolved TDS @ 180 C	1400	mg/L		5		1	A2540 C	01/26/09 09:26/mb
METALS - DISSOLVED								
Aluminum	ND	mg/L		0.1		2	E200.7	02/20/09 13:18/eli-c
Arsenic	ND	mg/L		0.001		5	E200.8	01/31/09 01:17/eli-c
Barium	ND	mg/L		0.1		5	E200.8	01/31/09 01:17/eli-c
Boron	0.3	mg/L		0.1		2	E200.7	01/30/09 21:32/eli-c
Cadmium	ND	mg/L		0.005		5	E200.8	01/31/09 01:17/eli-c
Chromium	ND	mg/L		0.05		5	E200.8	01/31/09 01:17/eli-c
Copper	ND	mg/L		0.01		5	E200.8	01/31/09 01:17/eli-c
Iron	0.05	mg/L		0.03		2	E200.7	01/30/09 21:32/eli-c
Lead	ND	mg/L		0.001		5	E200.8	01/31/09 01:17/eli-c
Manganese	ND	mg/L		0.01		5	E200.8	01/31/09 01:17/eli-c
Mercury	ND	mg/L		0.001		5	E200.8	01/31/09 01:17/eli-c
Molybdenum	ND	mg/L		0.1		5	E200.8	01/31/09 01:17/eli-c
Nickel	ND	mg/L		0.05		5	E200.8	01/31/09 01:17/eli-c
Selenium	ND	mg/L		0.001		1	A3114 B	02/25/09 10:57/eli-c
Silver	ND	mg/L		0.005		5	E200.8	01/31/09 01:17/eli-c
Thorium 232	ND	mg/L		0.005		5	E200.8	01/31/09 01:17/eli-c
Uranium	0.0003	mg/L		0.0003		5	E200.8	01/31/09 01:17/eli-c

Report RL - Analyte reporting limit.

Definitions: QCL - Quality control limit.

D - RL increased due to sample matrix interference.

MCL - Maximum contaminant level.

ND - Not detected at the reporting limit.

Page 1 of 3



LABORATORY ANALYTICAL REPORT

Client: RESPEC Inc
Project: Edgemont
Lab ID: R09010302-001
Client Sample ID: GW703

Report Date: 03/17/09
Collection Date: 01/20/09 15:05
Date Received: 01/21/09
Matrix: AQUEOUS

Analyses	Result	Units	Qual	RL	MCL/ QCL	DF	Method	Analysis Date / By
METALS - DISSOLVED								
Vanadium	ND	mg/L		0.1		5	E200.8	01/31/09 01:17/eli-c
Zinc	0.03	mg/L		0.01		5	E200.8	01/31/09 01:17/eli-c
METALS - SUSPENDED								
Uranium	ND	mg/L		0.0003		1	E200.8	02/19/09 01:45/eli-c
METALS - SPECIATED								
Selenium-IV	ND	mg/L		0.001		1	A3114 B	02/24/09 16:56/eli-c
Selenium-VI	ND	mg/L		0.001		1	A3114 B	02/25/09 11:07/eli-c
RADIONUCLIDES - DISSOLVED								
Gross Alpha	42.6	pCi/L				1	E900.0	02/07/09 01:11/eli-c
Gross Alpha precision (±)	6.0	pCi/L				1	E900.0	02/07/09 01:11/eli-c
Gross Alpha MDC	5.4	pCi/L				1	E900.0	02/07/09 01:11/eli-c
Gross Beta	14.2	pCi/L				1	E900.0	02/07/09 01:11/eli-c
Gross Beta precision (±)	4.2	pCi/L				1	E900.0	02/07/09 01:11/eli-c
Gross Beta MDC	6.6	pCi/L				1	E900.0	02/07/09 01:11/eli-c
Lead 210	1.0	pCi/L	U			1	E909.0M	02/03/09 10:43/eli-c
Lead 210 precision (±)	2.5	pCi/L				1	E909.0M	02/03/09 10:43/eli-c
Lead 210 MDC	4.2	pCi/L				1	E909.0M	02/03/09 10:43/eli-c
Polonium 210	-0.015	pCi/L	U			1	RMO-3008	02/13/09 14:35/eli-c
Polonium 210 MDC	0.53	pCi/L				1	RMO-3008	02/13/09 14:35/eli-c
Polonium 210 precision (±)	0.19	pCi/L				1	RMO-3008	02/13/09 14:35/eli-c
Radium 226	0.4	pCi/L				1	E903.0	02/05/09 14:35/eli-c
Radium 226 precision (±)	0.2	pCi/L				1	E903.0	02/05/09 14:35/eli-c
Thorium 230	0.1	pCi/L	U	0.2		1	E907.0	02/08/09 11:55/eli-c
Thorium 230 precision (±)	0.09	pCi/L				1	E907.0	02/08/09 11:55/eli-c
Gross Gamma	1100	pCi/L				1	E901.1	02/04/09 14:00/eli-c
Gross Gamma precision (±)	190	pCi/L				1	E901.1	02/04/09 14:00/eli-c
- The MDC for Pb-210 per RG 4.14 is 1 pCi/L. The current technique can achieve an MDC of about 5 pCi/L if we have sufficient sample to process 1.0 L, and this is reported on a sample specific basis. Please consult with your local regulatory agent prior to using these results for compliance purposes.								
RADIONUCLIDES - SUSPENDED								
Lead 210	1.1	pCi/L	U			1	E909.0M	03/10/09 13:35/eli-c
Lead 210 precision (±)	4.8	pCi/L				1	E909.0M	03/10/09 13:35/eli-c
Lead 210 MDC	8.0	pCi/L				1	E909.0M	03/10/09 13:35/eli-c
Polonium 210	0.047	pCi/L	U			1	RMO-3008	02/19/09 12:18/eli-c
Polonium 210 precision (±)	0.27	pCi/L				1	RMO-3008	02/19/09 12:18/eli-c
Polonium 210 MDC	0.58	pCi/L				1	RMO-3008	02/19/09 12:18/eli-c
Radium 226	-0.4	pCi/L	U			1	E903.0	02/18/09 15:51/eli-c
Radium 226 precision (±)	0.2	pCi/L				1	E903.0	02/18/09 15:51/eli-c

Report RL - Analyte reporting limit.
Definitions: QCL - Quality control limit.
MDC - Minimum detectable concentration

MCL - Maximum contaminant level.
ND - Not detected at the reporting limit.
U - Not detected at minimum detectable concentration

Page 2 of 3



LABORATORY ANALYTICAL REPORT

Client: RESPEC Inc
Project: Edgemont
Lab ID: R09010302-001
Client Sample ID: GW703

Report Date: 03/17/09
Collection Date: 01/20/09 15:05
Date Received: 01/21/09
Matrix: AQUEOUS

Analyses	Result	Units	Qual	RL	MCL/ QCL	DF	Method	Analysis Date / By
RADIONUCLIDES - SUSPENDED								
Radium 226 MDC	0.5	pCi/L				1	E903.0	02/18/09 15:51/eli-ca
Thorium 230	-0.2	pCi/L	U	0.2		1	E907.0	03/01/09 14:58/eli-c
Thorium 230 precision (±)	0.2	pCi/L				1	E907.0	03/01/09 14:58/eli-c
- The MDC for Pb-210 per RG 4.14 is 1 pCi/L. The current technique can achieve an MDC of about 5 pCi/L if we have sufficient sample to process 1.0 L, and this is reported on a sample specific basis. Please consult with your local regulatory agent prior to using these results for compliance purposes.								
RADIONUCLIDES - TOTAL								
Radon 222	153	pCi/L		100		1	D5072-92	01/23/09 14:10/eli-c
Radon 222 precision (±)	57.7	pCi/L				1	D5072-92	01/23/09 14:10/eli-c
TOTAL METALS ANALYSES								
Antimony	ND	mg/L		0.003		1	E200.8	02/04/09 21:00/eli-c
Arsenic	ND	mg/L		0.001		1	E200.8	02/04/09 21:00/eli-c
Barium	ND	mg/L		0.1		1	E200.8	02/04/09 21:00/eli-c
Beryllium	ND	mg/L		0.001		1	E200.8	02/04/09 21:00/eli-c
Boron	0.4	mg/L		0.1		2	E200.7	02/05/09 20:11/eli-c
Cadmium	ND	mg/L		0.005		1	E200.8	02/04/09 21:00/eli-c
Chromium	ND	mg/L		0.05		1	E200.8	02/04/09 21:00/eli-c
Copper	ND	mg/L		0.01		1	E200.8	02/04/09 21:00/eli-c
Iron	0.68	mg/L	D	0.04		2	E200.7	02/05/09 20:11/eli-c
Lead	0.007	mg/L		0.001		1	E200.8	02/04/09 21:00/eli-c
Manganese	ND	mg/L		0.01		1	E200.8	02/04/09 21:00/eli-c
Mercury	ND	mg/L	H	0.001		1	E245.1	02/20/09 14:04/eli-b
Molybdenum	ND	mg/L		0.1		1	E200.8	02/04/09 21:00/eli-c
Nickel	ND	mg/L		0.05		1	E200.8	02/11/09 22:14/eli-c
Selenium	ND	mg/L		0.001		1	E200.8	02/04/09 21:00/eli-c
Silver	ND	mg/L		0.005		1	E200.8	02/04/09 21:00/eli-c
Strontium	2.2	mg/L		0.1		1	E200.8	02/04/09 21:00/eli-c
Thallium	ND	mg/L		0.001		1	E200.8	02/04/09 21:00/eli-c
Uranium	ND	mg/L		0.0003		1	E200.8	02/04/09 21:00/eli-c
Zinc	ND	mg/L		0.01		1	E200.8	02/04/09 21:00/eli-c
DATA QUALITY								
A/C Balance (± 5)	-1.35	%				1	A1030 E	03/16/09 00:00/lkl
Anions	20.7	meq/L				1	A1030 E	03/16/09 00:00/lkl
Cations	20.1	meq/L				1	A1030 E	03/16/09 00:00/lkl
Solids, Total Dissolved Calculated	1400	mg/L				1	A1030 E	03/16/09 00:00/lkl
TDS Balance (0.80 - 1.20)	1.01					1	A1030 E	03/16/09 00:00/lkl

Report Definitions: RL - Analyte reporting limit.
QCL - Quality control limit.
MDC - Minimum detectable concentration
H - Analysis performed past recommended holding time.

MCL - Maximum contaminant level.
ND - Not detected at the reporting limit.
D - RL increased due to sample matrix interference.
U - Not detected at minimum detectable concentration

Page 3 of 3



QA/QC Summary Report

Client: RESPEC Inc

Project: Edgemont

Report Date: 03/17/09

Work Order: R09010302

Analyte	Result	Units	RL	%REC	Low Limit	High Limit	RPD	RPDLimit	Qual
Method: A2320 B Batch: 090126A-ALK-SEL-W									
Sample ID: LCS1_090126A Alkalinity, Total as CaCO3	Laboratory Control Sample 960	mg/L	5.0	96	90	110			01/26/09 12:59
Sample ID: MBLK1_090126A Alkalinity, Total as CaCO3	Method Blank ND	mg/L	3						01/26/09 13:00
Sample ID: R09010301-014AMS Alkalinity, Total as CaCO3	Sample Matrix Spike 296	mg/L	5.0	83	80	120			01/26/09 14:51
Sample ID: R09010301-014AMSD Alkalinity, Total as CaCO3	Sample Matrix Spike Duplicate 296	mg/L	5.0	83	80	120	0	10	01/26/09 14:53
Method: A2510 B Batch: 090122_1_COND-PROBE-W									
Sample ID: LCS_COND-1_090122 Conductivity @ 25 C	Laboratory Control Sample 1410	umhos/cm	5.0	100	90	110			01/22/09 14:38
Sample ID: LCS1-1_090122 Conductivity @ 25 C	Laboratory Control Sample 149	umhos/cm	5.0	99	90	110			01/22/09 14:39
Sample ID: LCS2-1_090122 Conductivity @ 25 C	Laboratory Control Sample 5000	umhos/cm	5.0	100	90	110			01/22/09 14:40
Sample ID: MBLK-1_090122 Conductivity @ 25 C	Method Blank ND	umhos/cm	5						01/22/09 14:40
Sample ID: R09010302-001ADUP Conductivity @ 25 C	Sample Duplicate 2420	umhos/cm	5.0				0	10	01/22/09 15:12
Method: A2540 C Batch: 090126A-SLDS-TDS-W									
Sample ID: LCS1_090126A Solids, Total Dissolved TDS @ 180 C	Laboratory Control Sample 220	mg/L	5.0	108	90	110			01/26/09 08:55
Sample ID: MBLK1_090126A Solids, Total Dissolved TDS @ 180 C	Method Blank ND	mg/L	5						01/26/09 08:57
Sample ID: R09010301-012AMS Solids, Total Dissolved TDS @ 180 C	Sample Matrix Spike 1000	mg/L	5.0	108	80	120			01/26/09 09:23
Sample ID: R09010301-012AMSD Solids, Total Dissolved TDS @ 180 C	Sample Matrix Spike Duplicate 1000	mg/L	5.0	101	80	120	1.4	10	01/26/09 09:24

Qualifiers:

RL - Analyte reporting limit.

ND - Not detected at the reporting limit.

MDC - Minimum detectable concentration



QA/QC Summary Report

Client: RESPEC Inc
Project: Edgemont

Report Date: 03/17/09
Work Order: R09010302

Analyte	Result	Units	RL	%REC	Low Limit	High Limit	RPD	RPDLimit	Qual
Method: A2580 B							Batch: 090127-ORP-ISE-W		
Sample ID: LCS Oxidation-Reduction Potential	Laboratory Control Sample 480	mV		100	95	105			01/27/09 11:00
Sample ID: R09010302-001F Oxidation-Reduction Potential	Sample Duplicate 84	mV					4.3	10	01/27/09 11:00
Method: A3114 B							Batch: C_SE3114-090224D-IV		
Sample ID: MBLK Selenium-IV	Method Blank ND	mg/L	0.0003						02/24/09 15:59
Sample ID: As/Se 1.0ppm-Q 02090 Selenium-IV	Laboratory Control Sample 0.054	mg/L	0.0010	108	90	110			02/24/09 16:01
Sample ID: C09010797-010EMS Selenium-IV	Sample Matrix Spike 0.049	mg/L	0.0010	99	85	115			02/24/09 16:38
Sample ID: C09010797-010EMSD Selenium-IV	Sample Matrix Spike Duplicate 0.047	mg/L	0.0010	94	85	115	4.8	10	02/24/09 16:40
Method: A3114 B							Batch: C_SE3114-090225A		
Sample ID: MBLK Selenium	Method Blank ND	mg/L	0.0003						02/25/09 10:00
Sample ID: As/Se 1.0ppm-Q 02090 Selenium	Laboratory Control Sample 0.052	mg/L	0.0010	103	90	110			02/25/09 10:03
Sample ID: C09010797-010EMS Selenium	Sample Matrix Spike 0.047	mg/L	0.0010	94	85	115			02/25/09 10:39
Sample ID: C09010797-010EMSD Selenium	Sample Matrix Spike Duplicate 0.048	mg/L	0.0010	97	85	115	3	15	02/25/09 10:41
Method: A4500-H B							Batch: 090122_1_PH-W		
Sample ID: LCS_pH-1_090122 pH	Laboratory Control Sample 6.88	s.u.	0.010	100	98.55	101.45			01/22/09 09:53
Sample ID: R09010302-001ADUP pH	Sample Duplicate 11.4	s.u.	0.010				0	1.25	01/22/09 10:23

Qualifiers:

RL - Analyte reporting limit.

ND - Not detected at the reporting limit.

MDC - Minimum detectable concentration



ENERGY LABORATORIES, INC. * 2821 Plant St * Rapid City, SD 57702
Toll Free 888.672.1225 * 605.342.1225 * FAX 605.342.1397 * rapid_city@energylab.com

QA/QC Summary Report

Client: RESPEC Inc

Project: Edgemont

Report Date: 03/17/09

Work Order: R09010302

Analyte	Result	Units	RL	%REC	Low Limit	High Limit	RPD	RPDLimit	Qual
Method: A4500-NH3 G					Batch: A2009-01-21_2_NH3_01				
Sample ID: MBLK-2	Method Blank					Run: TECHAA2-R_090121A			01/21/09 15:03
Nitrogen, Ammonia as N	ND	mg/L	0.01						
Sample ID: LFB-3	Laboratory Fortified Blank					Run: TECHAA2-R_090121A			01/21/09 15:05
Nitrogen, Ammonia as N	0.24	mg/L	0.10	96	90	110			
Sample ID: LFB-4	Laboratory Fortified Blank					Run: TECHAA2-R_090121A			01/21/09 15:06
Nitrogen, Ammonia as N	0.26	mg/L	0.10	103	90	110			
Sample ID: R09010301-013BMS	Sample Matrix Spike					Run: TECHAA2-R_090121A			01/21/09 17:29
Nitrogen, Ammonia as N	0.63	mg/L	0.10	99	80	120			
Sample ID: R09010301-013BMSD	Sample Matrix Spike Duplicate					Run: TECHAA2-R_090121A			01/21/09 17:30
Nitrogen, Ammonia as N	0.65	mg/L	0.10	108	80	120	3.3	10	
Method: D5072-92					Batch: C_R113850				
Sample ID: R09010302-001G	Sample Duplicate					Run: SUB-C113850			01/23/09 14:10
Radon 222	133	pCi/L	100				14	30	
Sample ID: MB-R113850	Method Blank					Run: SUB-C113850			01/23/09 14:10
Radon 222	30	pCi/L						U	
Sample ID: LCS-R113850	Laboratory Control Sample					Run: SUB-C113850			01/23/09 14:10
Radon 222	307	pCi/L	100	90	70	130			

Qualifiers:

RL - Analyte reporting limit.

MDC - Minimum detectable concentration

ND - Not detected at the reporting limit.

U - Not detected at minimum detectable concentration



QA/QC Summary Report

Client: RESPEC Inc
Project: Edgemont

Report Date: 03/17/09
Work Order: R09010302

Analyte	Result	Units	RL	%REC	Low Limit	High Limit	RPD	RPDLimit	Qual
Method: E200.7							Batch: C_R114100		
Sample ID: LRB	Method Blank		Run: SUB-C114100				01/30/09 15:45		
Boron	ND	mg/L	0.006						
Iron	0.005	mg/L	0.0004						
Silicon	ND	mg/L	0.003						
Calcium	ND	mg/L	0.02						
Magnesium	ND	mg/L	0.01						
Potassium	ND	mg/L	0.005						
Sodium	-0.05	mg/L							
Silica	ND	mg/L	0.005						
Sample ID: C09010853-001BMS	Sample Matrix Spike		Run: SUB-C114100				01/30/09 22:19		
Boron	1.08	mg/L	0.10	104	70	130			
Iron	1.06	mg/L	0.030	102	70	130			
Silicon	7.13	mg/L	0.10		70	130			A
Calcium	332	mg/L	1.0	103	70	130			
Magnesium	149	mg/L	1.0	104	70	130			
Potassium	128	mg/L	1.0	112	70	130			
Sodium	165	mg/L	1.0	103	70	130			
Silica	15.3	mg/L	0.21		70	130			A
Sample ID: C09010853-001BMSD	Sample Matrix Spike Duplicate		Run: SUB-C114100				01/30/09 22:23		
Boron	1.08	mg/L	0.10	104	70	130	0.5	20	
Iron	1.06	mg/L	0.030	103	70	130	0.2	20	
Silicon	7.28	mg/L	0.10		70	130	2	20	A
Calcium	337	mg/L	1.0	108	70	130	1.5	20	
Magnesium	149	mg/L	1.0	104	70	130	0.3	20	
Potassium	128	mg/L	1.0	112	70	130	0.3	20	
Sodium	166	mg/L	1.0	104	70	130	0.6	20	
Silica	15.6	mg/L	0.21		70	130	2	20	A
Method: E200.7							Batch: C_R114362		
Sample ID: LRB	Method Blank		Run: SUB-C114362				02/05/09 12:03		
Boron	0.007	mg/L	0.006						
Iron	0.006	mg/L	0.0004						
Sample ID: R09010302-001D	Sample Matrix Spike		Run: SUB-C114362				02/05/09 20:15		
Boron	1.44	mg/L	0.10	106	70	130			
Iron	1.74	mg/L	0.043	104	70	130			
Sample ID: R09010302-001D	Sample Matrix Spike Duplicate		Run: SUB-C114362				02/05/09 20:20		
Boron	1.49	mg/L	0.10	110	70	130	3	20	
Iron	1.77	mg/L	0.043	107	70	130	1.6	20	

Qualifiers:

RL - Analyte reporting limit.

ND - Not detected at the reporting limit.

A - The analyte level was greater than four times the spike level. In accordance with the method % recovery is not calculated.

MDC - Minimum detectable concentration



QA/QC Summary Report

Client: RESPEC Inc

Project: Edgemont

Report Date: 03/17/09

Work Order: R09010302

Analyte	Result	Units	RL	%REC	Low Limit	High Limit	RPD	RPDLimit	Qual
Method: E200.7							Batch: C_R115011		
Sample ID: MB-090220A	Method Blank					Run: SUB-C115011			02/20/09 12:54
Aluminum	ND	mg/L	0.003						
Sample ID: LFB-090220A	Laboratory Fortified Blank					Run: SUB-C115011			02/20/09 12:58
Aluminum	0.95	mg/L	0.10	95	85	125			
Sample ID: C09010797-014CMS2	Sample Matrix Spike					Run: SUB-C115011			02/20/09 13:10
Aluminum	1.92	mg/L	0.10	94	70	130			
Sample ID: C09010797-014CMSD2	Sample Matrix Spike Duplicate					Run: SUB-C115011			02/20/09 13:14
Aluminum	1.92	mg/L	0.10	94	70	130	0.4	20	
Method: E200.8							Batch: C_21459		
Sample ID: MB-21459	Method Blank					Run: SUB-C114869			02/18/09 23:47
Uranium	ND	mg/L	7E-05						
Sample ID: LCS1-21459	Laboratory Control Sample					Run: SUB-C114869			02/18/09 23:51
Uranium	0.105	mg/L	0.00030	105	80	120			
Sample ID: R09010302-001I	Post Digestion Spike					Run: SUB-C114869			02/19/09 01:49
Uranium	0.0128	mg/L	0.00030	102	70	130			
Sample ID: R09010302-001I	Post Digestion Spike Duplicate					Run: SUB-C114869			02/19/09 01:53
Uranium	0.0127	mg/L	0.00030	101	70	130	0.5	20	

Qualifiers:

RL - Analyte reporting limit.

ND - Not detected at the reporting limit.

MDC - Minimum detectable concentration



QA/QC Summary Report

Client: RESPEC Inc
Project: Edgemont

Report Date: 03/17/09
Work Order: R09010302

Analyte	Result	Units	RL	%REC	Low Limit	High Limit	RPD	RPDLimit	Qual
Method: E200.8							Batch: C_R114097		
Sample ID: LRB	Method Blank		Run: SUB-C114097				01/30/09 16:42		
Arsenic	ND	mg/L	0.0003						
Barium	0.0001	mg/L	3E-05						
Cadmium	ND	mg/L	6E-05						
Chromium	ND	mg/L	8E-05						
Copper	9E-05	mg/L	4E-05						
Lead	5E-05	mg/L	2E-05						
Manganese	0.0001	mg/L	5E-05						
Mercury	ND	mg/L	4E-05						
Molybdenum	5E-05	mg/L	4E-05						
Nickel	ND	mg/L	9E-05						
Silver	6E-05	mg/L	2E-05						
Thorium 232	0.0001	mg/L	3E-05						
Uranium	0.0001	mg/L	8E-06						
Vanadium	0.0001	mg/L	9E-05						
Zinc	0.0004	mg/L	6E-05						
Sample ID: LFB	Laboratory Fortified Blank		Run: SUB-C114097				01/30/09 16:42		
Arsenic	0.0517	mg/L	0.0010	103	85	115			
Barium	0.0514	mg/L	0.0010	103	85	115			
Cadmium	0.0521	mg/L	0.0010	104	85	115			
Chromium	0.0495	mg/L	0.0010	99	85	115			
Copper	0.0521	mg/L	0.0010	104	85	115			
Lead	0.0525	mg/L	0.0010	105	85	115			
Manganese	0.0500	mg/L	0.0010	100	85	115			
Mercury	0.00528	mg/L	0.0010	106	85	115			
Molybdenum	0.0523	mg/L	0.0010	104	85	115			
Nickel	0.0524	mg/L	0.0010	105	85	115			
Silver	0.0212	mg/L	0.0010	106	85	115			
Thorium 232	0.0515	mg/L	0.0010	103	85	115			
Uranium	0.0514	mg/L	0.00030	103	85	115			
Vanadium	0.0489	mg/L	0.0010	98	85	115			
Zinc	0.0557	mg/L	0.0010	111	85	115			
Sample ID: C09010797-014DMS4	Post Digestion Spike		Run: SUB-C114097				01/30/09 21:53		
Barium	0.0636	mg/L	0.10	108	70	130			
Cadmium	0.0521	mg/L	0.010	104	70	130			
Chromium	0.0515	mg/L	0.050	103	70	130			
Copper	0.0497	mg/L	0.010	98	70	130			
Lead	0.0522	mg/L	0.050	104	70	130			
Manganese	0.213	mg/L	0.010	117	70	130			
Nickel	0.0504	mg/L	0.050	98	70	130			
Silver	0.0191	mg/L	0.010	96	70	130			
Thorium 232	0.0573	mg/L	0.0010	115	70	130			

Qualifiers:

RL - Analyte reporting limit.

ND - Not detected at the reporting limit.

MDC - Minimum detectable concentration



QA/QC Summary Report

Client: RESPEC Inc

Report Date: 03/17/09

Project: Edgemont

Work Order: R09010302

Analyte	Result	Units	RL	%REC	Low Limit	High Limit	RPD	RPDLimit	Qual
Method: E200.8							Batch: C_R114097		
Sample ID: C09010797-014DMS4	Post Digestion Spike		Run: SUB-C114097				01/30/09 21:53		
Uranium	0.0581	mg/L	0.00030	115	70	130			
Vanadium	0.0522	mg/L	0.10	104	70	130			
Zinc	0.0548	mg/L	0.010	102	70	130			
Sample ID: C09010797-014DMSD4	Post Digestion Spike Duplicate		Run: SUB-C114097				01/30/09 22:00		
Barium	0.0631	mg/L	0.10	107	70	130		20	
Cadmium	0.0516	mg/L	0.010	103	70	130	0.9	20	
Chromium	0.0523	mg/L	0.050	104	70	130	1.5	20	
Copper	0.0493	mg/L	0.010	97	70	130	0.8	20	
Lead	0.0534	mg/L	0.050	107	70	130	2.3	20	
Manganese	0.218	mg/L	0.010	128	70	130	2.6	20	
Nickel	0.0500	mg/L	0.050	97	70	130		20	
Silver	0.0200	mg/L	0.010	100	70	130	4.3	20	
Thorium 232	0.0585	mg/L	0.0010	117	70	130	2.1	20	
Uranium	0.0591	mg/L	0.00030	117	70	130	1.7	20	
Vanadium	0.0532	mg/L	0.10	106	70	130		20	
Zinc	0.0545	mg/L	0.010	101	70	130	0.7	20	

Qualifiers:

RL - Analyte reporting limit.

ND - Not detected at the reporting limit.

MDC - Minimum detectable concentration



QA/QC Summary Report

Client: RESPEC Inc
Project: Edgemont

Report Date: 03/17/09
Work Order: R09010302

Analyte	Result	Units	RL	%REC	Low Limit	High Limit	RPD	RPDLimit	Qual
Method: E200.8							Batch: C_R114332		
Sample ID: LRB	Method Blank		Run: SUB-C114332				02/04/09 12:58		
Antimony	0.0001	mg/L	0.0001						
Arsenic	ND	mg/L	0.0003						
Barium	ND	mg/L	3E-05						
Beryllium	ND	mg/L	6E-05						
Cadmium	ND	mg/L	6E-05						
Chromium	ND	mg/L	8E-05						
Copper	ND	mg/L	4E-05						
Lead	ND	mg/L	2E-05						
Manganese	ND	mg/L	5E-05						
Molybdenum	ND	mg/L	4E-05						
Selenium	ND	mg/L	0.001						
Silver	ND	mg/L	2E-05						
Strontium	ND	mg/L	2E-05						
Thallium	ND	mg/L	3E-05						
Uranium	ND	mg/L	8E-06						
Zinc	ND	mg/L	6E-05						
Sample ID: LFB	Laboratory Fortified Blank		Run: SUB-C114332				02/04/09 13:05		
Antimony	0.0506	mg/L	0.0010	101	85	115			
Arsenic	0.0508	mg/L	0.0010	102	85	115			
Barium	0.0509	mg/L	0.0010	102	85	115			
Beryllium	0.0522	mg/L	0.0010	104	85	115			
Cadmium	0.0511	mg/L	0.0010	102	85	115			
Chromium	0.0520	mg/L	0.0010	104	85	115			
Copper	0.0513	mg/L	0.0010	103	85	115			
Lead	0.0521	mg/L	0.0010	104	85	115			
Manganese	0.0517	mg/L	0.0010	103	85	115			
Molybdenum	0.0512	mg/L	0.0010	102	85	115			
Selenium	0.0509	mg/L	0.0014	102	85	115			
Silver	0.0211	mg/L	0.0010	106	85	115			
Strontium	0.0504	mg/L	0.0010	101	85	115			
Thallium	0.0520	mg/L	0.0010	104	85	115			
Uranium	0.0519	mg/L	0.00030	104	85	115			
Zinc	0.0542	mg/L	0.0010	108	85	115			
Sample ID: C09010797-014DMS4	Post Digestion Spike		Run: SUB-C114332				02/04/09 20:46		
Antimony	0.0549	mg/L	0.050	110	70	130			
Arsenic	0.0543	mg/L	0.0010	105	70	130			
Barium	0.0583	mg/L	0.10	99	70	130			
Beryllium	0.0509	mg/L	0.010	102	70	130			
Cadmium	0.0498	mg/L	0.010	100	70	130			
Chromium	0.0493	mg/L	0.050	99	70	130			
Copper	0.0499	mg/L	0.010	100	70	130			

Qualifiers:

RL - Analyte reporting limit.

ND - Not detected at the reporting limit.

MDC - Minimum detectable concentration



QA/QC Summary Report

Client: RESPEC Inc
Project: Edgemont

Report Date: 03/17/09
Work Order: R09010302

Analyte	Result	Units	RL	%REC	Low Limit	High Limit	RPD	RPDLimit	Qual
Method: E200.8							Batch: C_R114332		
Sample ID: C09010797-014DMS4	Post Digestion Spike		Run: SUB-C114332				02/04/09 20:46		
Lead	0.0503	mg/L	0.050	101	70	130			
Manganese	0.194	mg/L	0.010	95	70	130			
Molybdenum	0.0531	mg/L	0.050	105	70	130			
Selenium	0.0509	mg/L	0.0010	102	70	130			
Silver	0.0182	mg/L	0.010	91	70	130			
Strontium	2.74	mg/L	0.10		70	130			A
Thallium	0.0505	mg/L	0.10	101	70	130			
Uranium	0.0536	mg/L	0.00030	106	70	130			
Zinc	0.0553	mg/L	0.010	104	70	130			
Sample ID: C09010797-014DMS4	Post Digestion Spike Duplicate		Run: SUB-C114332				02/04/09 20:53		
Antimony	0.0559	mg/L	0.050	112	70	130	1.7	20	
Arsenic	0.0551	mg/L	0.0010	107	70	130	1.5	20	
Barium	0.0592	mg/L	0.10	101	70	130		20	
Beryllium	0.0498	mg/L	0.010	100	70	130	2.1	20	
Cadmium	0.0511	mg/L	0.010	102	70	130	2.6	20	
Chromium	0.0488	mg/L	0.050	98	70	130		20	
Copper	0.0493	mg/L	0.010	99	70	130	1.2	20	
Lead	0.0514	mg/L	0.050	103	70	130	2.1	20	
Manganese	0.191	mg/L	0.010	89	70	130	1.5	20	
Molybdenum	0.0544	mg/L	0.050	107	70	130	2.5	20	
Selenium	0.0524	mg/L	0.0010	105	70	130	3	20	
Silver	0.0189	mg/L	0.010	94	70	130	3.6	20	
Strontium	2.75	mg/L	0.10		70	130	0.3	20	A
Thallium	0.0520	mg/L	0.10	104	70	130		20	
Uranium	0.0541	mg/L	0.00030	107	70	130	0.9	20	
Zinc	0.0546	mg/L	0.010	103	70	130	1.2	20	
Method: E200.8							Batch: C_R114631		
Sample ID: LRB	Method Blank		Run: SUB-C114631				02/11/09 12:44		
Nickel	ND	mg/L	6E-05						
Sample ID: LFB	Laboratory Fortified Blank		Run: SUB-C114631				02/11/09 12:50		
Nickel	0.0454	mg/L	0.0010	91	85	115			
Sample ID: C09020274-004AMS4	Post Digestion Spike		Run: SUB-C114631				02/11/09 23:26		
Nickel	0.0485	mg/L	0.040	93	70	130			
Sample ID: C09020274-004AMSD4	Post Digestion Spike Duplicate		Run: SUB-C114631				02/11/09 23:33		
Nickel	0.0485	mg/L	0.040	93	70	130	0	20	

Qualifiers:

RL - Analyte reporting limit.

ND - Not detected at the reporting limit.

A - The analyte level was greater than four times the spike level. In accordance with the method % recovery is not calculated.

MDC - Minimum detectable concentration



QA/QC Summary Report

Client: RESPEC Inc
Project: Edgemont

Report Date: 03/17/09
Work Order: R09010302

Analyte	Result	Units	RL	%REC	Low Limit	High Limit	RPD	RPDLimit	Qual
Method: E245.1							Batch: B_37342		
Sample ID: MB-37342	Method Blank				Run: SUB-B125166		02/20/09 13:51		
Mercury	ND	mg/L	5E-05						
Sample ID: LFB-37342	Laboratory Fortified Blank				Run: SUB-B125166		02/20/09 13:53		
Mercury	0.0018	mg/L	0.0010	89	85	115			
Sample ID: B09021443-001AMS	Sample Matrix Spike				Run: SUB-B125166		02/20/09 14:00		
Mercury	0.0018	mg/L	0.00020	90	70	130			
Sample ID: B09021443-001AMSD	Sample Matrix Spike Duplicate				Run: SUB-B125166		02/20/09 14:02		
Mercury	0.0018	mg/L	0.00020	89	70	130	1.1	30	
Method: E245.1							Analytical Run: SUB-B125166		
Sample ID: QCS	Initial Calibration Verification Standard						02/20/09 13:43		
Mercury	0.0020	mg/L	0.00020	98	95	105			
Method: E300.0							Batch: R39252		
Sample ID: LFB0901211057-3	Laboratory Fortified Blank				Run: DIONEX_090121A		01/21/09 19:10		
Chloride	4.61	mg/L	0.50	92	90	110			
Fluoride	1.92	mg/L	0.10	96	90	110			
Nitrogen, Nitrate as N	2.30	mg/L	0.10	92	90	110			
Nitrogen, Nitrite as N	2.42	mg/L	0.10	97	90	110			
Sulfate	13.6	mg/L	1.0	91	90	110			
Sample ID: LFB0901211057-4	Laboratory Fortified Blank				Run: DIONEX_090121A		01/21/09 19:27		
Chloride	4.52	mg/L	0.50	90	90	110			
Fluoride	1.90	mg/L	0.10	95	90	110			
Nitrogen, Nitrate as N	2.25	mg/L	0.10	90	90	110			
Nitrogen, Nitrite as N	2.37	mg/L	0.10	95	90	110			
Sulfate	13.5	mg/L	1.0	90	90	110			
Sample ID: R09010301-014AMS	Sample Matrix Spike				Run: DIONEX_090121A		01/22/09 09:08		
Chloride	248	mg/L	5.4	90	80	120			
Fluoride	102	mg/L	0.56	100	80	120			
Nitrogen, Nitrate as N	116	mg/L	1.3	93	80	120			
Nitrogen, Nitrite as N	123	mg/L	2.9	98	80	120			
Sulfate	1130	mg/L	3.4	84	80	120			
Sample ID: R09010301-014AMSD	Sample Matrix Spike Duplicate				Run: DIONEX_090121A		01/22/09 09:24		
Chloride	239	mg/L	5.4	86	80	120	3.6	10	
Fluoride	98.7	mg/L	0.56	97	80	120	3.7	10	
Nitrogen, Nitrate as N	112	mg/L	1.3	90	80	120	3.5	10	
Nitrogen, Nitrite as N	119	mg/L	2.9	95	80	120	3.3	10	
Sulfate	1120	mg/L	3.4	82	80	120	1.3	10	

Qualifiers:

RL - Analyte reporting limit.

ND - Not detected at the reporting limit.

MDC - Minimum detectable concentration



QA/QC Summary Report

Client: RESPEC Inc
Project: Edgemont

Report Date: 03/17/09
Work Order: R09010302

Analyte	Result	Units	RL	%REC	Low Limit	High Limit	RPD	RPDLimit	Qual
Method: E900.0							Batch: C_GrAB-0604		
Sample ID: MB-GrAB-0604	Method Blank		Run: SUB-C114642				02/06/09 03:23		
Gross Alpha	1	pCi/L							
Gross Alpha precision (±)	0.6	pCi/L							
Gross Alpha MDC	0.5	pCi/L							
Gross Beta	-2	pCi/L							U
Gross Beta precision (±)	1	pCi/L							
Gross Beta MDC	1	pCi/L							
Sample ID: UNAT-GrAB-0604	Laboratory Control Sample		Run: SUB-C114642				02/06/09 03:24		
Gross Alpha	130	pCi/L	97		70	130			
Sample ID: Cs137-GrAB-0604	Laboratory Control Sample		Run: SUB-C114642				02/06/09 03:24		
Gross Beta	84	pCi/L	92		70	130			
Sample ID: C09010797-001HMS	Sample Matrix Spike		Run: SUB-C114642				02/06/09 03:24		
Gross Alpha	120	pCi/L	85		70	130			
Sample ID: C09010797-001HMSD	Sample Matrix Spike Duplicate		Run: SUB-C114642				02/06/09 03:23		
Gross Alpha	120	pCi/L	88		70	130	3.6	15.7	
Sample ID: C09010797-001HMS	Sample Matrix Spike		Run: SUB-C114642				02/06/09 03:23		
Gross Beta	79	pCi/L	87		70	130			
Sample ID: C09010797-001HMSD	Sample Matrix Spike Duplicate		Run: SUB-C114642				02/06/09 03:23		
Gross Beta	82	pCi/L	89		70	130	3	16.4	
Sample ID: R09010302-001H	Sample Duplicate		Run: SUB-C114642				02/07/09 01:11		
Gross Alpha	30	pCi/L					33	40.7	
Gross Alpha precision (±)	5.3	pCi/L							
Gross Alpha MDC	5.3	pCi/L							
Gross Beta	12	pCi/L					18	73.5	
Gross Beta precision (±)	4.1	pCi/L							
Gross Beta MDC	6.5	pCi/L							

Qualifiers:

RL - Analyte reporting limit.
MDC - Minimum detectable concentration

ND - Not detected at the reporting limit.
U - Not detected at minimum detectable concentration



QA/QC Summary Report

Client: RESPEC Inc
Project: Edgemont

Report Date: 03/17/09
Work Order: R09010302

Analyte	Result	Units	RL	%REC	Low Limit	High Limit	RPD	RPDLimit	Qual
Method: E901.1							Batch: C_R114484		
Sample ID: C09010797-014HDUP	Sample Duplicate				Run: SUB-C114484				02/04/09 14:00
Gross Gamma	980	pCi/L					2.9	30	
Gross Gamma precision (±)	160	pCi/L							
Sample ID: MB-R114484	Method Blank				Run: SUB-C114484				02/04/09 14:00
Gross Gamma	ND	pCi/L							U
Sample ID: LCS-R114484	Laboratory Control Sample				Run: SUB-C114484				02/04/09 14:00
Americium 241	25000	pCi/L	20	84	70	130			
Cesium 137	45000	pCi/L	20	106	70	130			
Cobalt 60	30000	pCi/L	20	103	70	130			
Method: E903.0							Batch: C_21459		
Sample ID: C09010797-007IMS	Sample Matrix Spike				Run: SUB-C114901				02/18/09 13:41
Radium 226	19	pCi/L		98	70	130			
Sample ID: C09010797-007IMSD	Sample Matrix Spike Duplicate				Run: SUB-C114901				02/18/09 13:41
Radium 226	19	pCi/L		97	70	130	1	24	
Sample ID: LCS-21459	Laboratory Control Sample				Run: SUB-C114901				02/18/09 15:51
Radium 226	74	pCi/L		102	70	130			
Sample ID: MB-21459	Method Blank				Run: SUB-C114901				02/18/09 15:51
Radium 226	-0.02	pCi/L							U
Radium 226 precision (±)	0.2	pCi/L							
Radium 226 MDC	0.4	pCi/L							
Method: E903.0							Batch: C_RA226-3432		
Sample ID: C09010797-001HMS	Sample Matrix Spike				Run: SUB-C114417				02/05/09 12:53
Radium 226	16	pCi/L		105	70	130			
Sample ID: C09010797-001HMSD	Sample Matrix Spike Duplicate				Run: SUB-C114417				02/05/09 12:53
Radium 226	15	pCi/L		96	70	130	8	25.6	
Sample ID: MB-RA226-3432	Method Blank				Run: SUB-C114417				02/05/09 14:35
Radium 226	-0.1	pCi/L							U
Radium 226 precision (±)	0.1	pCi/L							
Radium 226 MDC	0.3	pCi/L							
Sample ID: LCS-RA226-3432	Laboratory Control Sample				Run: SUB-C114417				02/05/09 14:35
Radium 226	8.6	pCi/L		111	70	130			

Qualifiers:

RL - Analyte reporting limit.
MDC - Minimum detectable concentration

ND - Not detected at the reporting limit.
U - Not detected at minimum detectable concentration



QA/QC Summary Report

Client: RESPEC Inc
Project: Edgemont

Report Date: 03/17/09
Work Order: R09010302

Analyte	Result	Units	RL	%REC	Low Limit	High Limit	RPD	RPDLimit	Qual
Method: E907.0							Batch: C_21459		
Sample ID: R09010302-001I	Sample Matrix Spike				Run: SUB-C115509			03/01/09 14:58	
Thorium 230	15	pCi/L		134	70	130			S
- Spike response is outside of the acceptance range for this analysis. Since the LCS and the RPD for the MS MSD pair are acceptable, the response is considered to be matrix related. The batch is approved.									
Sample ID: R09010302-001I	Sample Matrix Spike Duplicate				Run: SUB-C115509			03/01/09 14:58	
Thorium 230	12	pCi/L		107	70	130	20	53	
Sample ID: LCS-21459	Laboratory Control Sample				Run: SUB-C115509			03/02/09 09:04	
Thorium 230	5.2	pCi/L		113	70	130			
Sample ID: MB-21459	Method Blank				Run: SUB-C115509			03/02/09 09:04	
Thorium 230	-0.07	pCi/L							U
Method: E907.0							Batch: C_RA-TH-ISO-0742		
Sample ID: LCS-RA-TH-ISO-0742	Laboratory Control Sample				Run: SUB-C114515			02/08/09 11:55	
Thorium 230	5.1	pCi/L	0.20	104	70	130			
Sample ID: R09010302-001H	Sample Matrix Spike				Run: SUB-C114515			02/08/09 11:55	
Thorium 230	25	pCi/L	0.20	103	70	130			
Sample ID: R09010302-001H	Sample Matrix Spike Duplicate				Run: SUB-C114515			02/08/09 11:55	
Thorium 230	27	pCi/L	0.20	113	70	130	7.9	43	
Sample ID: MB-RA-TH-ISO-0742	Method Blank				Run: SUB-C114515			02/09/09 08:45	
Thorium 230	0.01	pCi/L							U
Method: E909.0M							Batch: C_R114833		
Sample ID: C09010853-001DMS	Sample Matrix Spike				Run: SUB-C114833			02/03/09 10:43	
Lead 210	94	pCi/L		78	70	130			
Sample ID: C09010853-002DMD	Sample Duplicate				Run: SUB-C114833			02/03/09 10:43	
Lead 210	0.50	pCi/L					700	30	UR
Lead 210 precision (\pm)	5.1	pCi/L							
Lead 210 MDC	8.5	pCi/L							
- The Sample and the Duplicate are both below the MDC; the RPD is acceptable.									
Sample ID: MB-R114833	Method Blank				Run: SUB-C114833			02/03/09 10:43	
Lead 210	-0.7	pCi/L							U
Lead 210 precision (\pm)	3	pCi/L							
Lead 210 MDC	4	pCi/L							
Sample ID: LCS-R114833	Laboratory Control Sample				Run: SUB-C114833			02/03/09 10:43	
Lead 210	50	pCi/L		88	70	130			

Qualifiers:

RL - Analyte reporting limit.

MDC - Minimum detectable concentration

S - Spike recovery outside of advisory limits.

ND - Not detected at the reporting limit.

R - RPD exceeds advisory limit.

U - Not detected at minimum detectable concentration



QA/QC Summary Report

Client: RESPEC Inc
Project: Edgemont

Report Date: 03/17/09
Work Order: R09010302

Analyte	Result	Units	RL	%REC	Low Limit	High Limit	RPD	RPDLimit	Qual
Method: E909.0M							Batch: C_R115907		
Sample ID: MB-R115907	Method Blank				Run: SUB-C115907		03/10/09 13:35		
Lead 210	-1	pCi/L							U
Lead 210 precision (±)	4	pCi/L							
Lead 210 MDC	7	pCi/L							
Sample ID: LCS-R115907	Laboratory Control Sample				Run: SUB-C115907		03/10/09 13:35		
Lead 210	65	pCi/L	97		70	130			
- No MS or MSD available due to spiking error by analyst.									
Method: RMO-3008							Batch: C_PO210-0181		
Sample ID: R09010302-001K	Sample Matrix Spike				Run: SUB-C114991		02/13/09 14:35		
Polonium 210	13	pCi/L	79		70	130			
Sample ID: R09010302-001K	Sample Matrix Spike Duplicate				Run: SUB-C114991		02/17/09 10:36		
Polonium 210	17	pCi/L	103		70	130	26	58.3	
Sample ID: LCS-PO210-0181	Laboratory Control Sample				Run: SUB-C114991		02/17/09 10:36		
Polonium 210	14	pCi/L	83		70	130			
Sample ID: MB-PO210-0181	Method Blank				Run: SUB-C114991		02/17/09 10:36		
Polonium 210 MDC	0.7	pCi/L							
Polonium 210	-0.04	pCi/L							U
Polonium 210 precision (±)	0.2	pCi/L							
Method: RMO-3008							Batch: C_R115005		
Sample ID: C09020173-003FMS	Sample Matrix Spike				Run: SUB-C115005		02/19/09 12:18		
Polonium 210	21	pCi/L	74		70	130			
Sample ID: C09020173-003FMSD	Sample Matrix Spike Duplicate				Run: SUB-C115005		02/19/09 12:18		
Polonium 210	32	pCi/L	113		70	130	39	53.2	
Sample ID: LCS-21458	Laboratory Control Sample				Run: SUB-C115005		02/19/09 09:56		
Polonium 210	87	pCi/L	111		70	130			
Sample ID: MB-21458	Method Blank				Run: SUB-C115005		02/19/09 09:56		
Polonium 210 MDC	2	pCi/L							
Polonium 210	0.2	pCi/L							U
Polonium 210 precision (±)	1	pCi/L							

Qualifiers:

RL - Analyte reporting limit.

MDC - Minimum detectable concentration

ND - Not detected at the reporting limit.

U - Not detected at minimum detectable concentration

Sample R09010302-001A not reported to LIMS

SAMPLE ID: R09010302-001A

3/16/2009

CATIONS			ANIONS		
	mg/L	meq/L		mg/L	meq/L
Acidity(as CaCO3)			Cl	16	0.45
Ca	73	3.62	SO4	828	17.23
Mg	<1	0.01	T. Alkalinity	148	2.96
K	9	0.24	HCO3	181	
Na	370	16.11	CO3	<1	
Al	<1	0.01			
Fe	<1	0.00			
Mn	<1	0.00			
Hardness (as CaCO3)	182		OH		
Hardness, grains/gal.	10.6		NO3	<0.1	0.00
NH4+	1.6	0.11	PO4		
Si	4.2		F	0.3	0.02
			CN		
			Br	0.3	0.00
Total Cations		20.11	Total Anions		20.66

BALANCE, (± 5%) -1.35
BALANCE, "sigma" 1.29

	Measured	Calculated
Sample pH	11.4	
Conductivity (umho/cm)	2420	1770
TDS	1410	1400
TDS Ratio		1.01
Resistivity (RW - ohm-m)		4.13
Estimated Ionic Strength (from TDS)		0.0354

Salinity	1.25
Cl as NaCl	26
Carbonate Hardness	148
Non-carbonate Hardness	34
Free CO2	
Total CO2	
SAR	11.94
Langlier Saturation Index	2.5
Ryznar Index	6.34
Aggressive Index	15.83
Temp	20

Moderately hard water.

SAMPLE ID: R09010302-001A

BALANCE, (± 5%) -1.35



Chain of Custody and Analytical Request Record

Page 1 of 1

PLEASE PRINT- Provide as much information as possible.

Company Name: South Env.	Project Name, PWS, Permit, Etc. Pur Baddock / PowerTech	Sample Origin State: _____	EPA/State Compliance: Yes <input type="checkbox"/> No <input type="checkbox"/>
Report Mail Address: RESREC	Contact Name: _____	Email: _____	Sampler: (Please Print) 9/1/2009
Invoice Address: _____	Invoice Contact & Phone: _____	Purchase Order: _____	Quote/Bottle Order: _____

Special Report/Formats - ELI must be notified prior to sample submittal for the following:			
<input type="checkbox"/> DW	<input type="checkbox"/> A2LA	<div>Number of Containers Sample Type: A W S V B O Vegetation Bioassay Other</div>	
<input type="checkbox"/> GSA	<input type="checkbox"/> EDD/EDT (Electronic Data)		
<input type="checkbox"/> POTW/WWTP	Format: _____		
<input type="checkbox"/> State: _____	<input type="checkbox"/> LEVEL IV		
<input type="checkbox"/> Other: _____	<input type="checkbox"/> NELAC		
SAMPLE IDENTIFICATION (Name, Location, Interval, etc.)	Collection Date	Collection Time	MATRIX
1 GW 680	1-20-09	15:25	Water
2 GW 680	1-20-09	15:35	"
3 991015 well	1-20-09	15:05	"
4 GW 696	1-20-09	16:35	"
5 GW 694	1-20-09	17:00	"
6			
7			
8			
9			
10			
ANALYSIS REQUESTED as per quote			
SEE ATTACHED			
Normal Turnaround (TAT)			
R U S H			
Contact ELI prior to RUSH sample submittal for charges and scheduling - See Instruction Page			
Comments: GW703			
Shipped by: Cooler ID(s): Receipt Temp: 2.4 °C On Ice: <input checked="" type="radio"/> Yes <input type="radio"/> No Custody Seal Y N Intact Y N Signature Match Y N			

Custody Record MUST be Signed	Relinquished by (print): [Signature]	Date/Time: 1-21-09 10:37	Signature: [Signature]	Date/Time: _____
	Relinquished by (print): _____	Date/Time: _____	Signature: _____	Date/Time: _____
Sample Disposal:	Return to Client:	Lab Disposal:	Signature: [Signature]	Date/Time: _____

In certain circumstances, samples submitted to Energy Laboratories, Inc. may be subcontracted to other certified laboratories in order to complete the analysis requested. This serves as notice of this possibility. All sub-contract data will be clearly notated on your analytical report. Visit our web site at www.energylab.com for additional information, downloadable fee schedule, forms, and links.



ANALYTICAL SUMMARY REPORT

April 14, 2009

Cory Foreman
RESPEC Inc
3824 Jet Dr
Rapid City, SD 57701-

Workorder No.: R09020293 Quote ID: R286

Project Name: Edgemont

Energy Laboratories Inc. received the following 15 samples for RESPEC Inc on 2/25/2009 for analysis.

Sample ID	Client Sample ID	Collect Date	Receive Date	Matrix	Test
R09020293-001	DewBurd BLK01	02/24/09 18:00	02/25/09	Aqueous	Metals by ICP/ICPMS, Dissolved Metals by ICP/ICPMS, Suspended Metals by ICP/ICPMS, Total Alkalinity Conductivity Mercury, Total Selenium, Dissolved Selenium, Dissolved Selenium, Dissolved Anions by Ion Chromatography Nitrogen, Ammonia Oxidation Reduction Potential pH Digestion, Total Metals Digestion, Total Metals Dissolved Filtration Digestion, Mercury by CVAA Gross Alpha, Gross Beta Gross Gamma, Dissolved Lead 210, Dissolved Lead 210, Suspended Polonium 210, Dissolved Polonium 210, Suspended Radium 226, Dissolved Radium 226, Suspended Radon 222 Thorium, Isotopic Thorium, Suspended Isotopic Sodium Adsorption Ratio Solids, Total Dissolved



ANALYTICAL SUMMARY REPORT

R09020293-002	DewBurd GW704	02/24/09 9:40	02/25/09	Aqueous	Metals by ICP/ICPMS, Dissolved Metals by ICP/ICPMS, Suspended Metals by ICP/ICPMS, Total Alkalinity Anion - Cation Balance Conductivity Mercury, Total Selenium, Dissolved Selenium, Dissolved Selenium, Dissolved Anions by Ion Chromatography Nitrogen, Ammonia Oxidation Reduction Potential pH Digestion, Total Metals Digestion, Total Metals Dissolved Filtration Digestion, Mercury by CVAA Gross Alpha, Gross Beta Gross Gamma, Dissolved Lead 210, Dissolved Lead 210, Suspended Polonium 210, Dissolved Polonium 210, Suspended Radium 226, Dissolved Radium 226, Suspended Radon 222 Thorium, Isotopic Thorium, Suspended Isotopic Sodium Adsorption Ratio Solids, Total Dissolved
R09020293-003	DewBurd GW3026	02/24/09 11:35	02/25/09	Aqueous	Same As Above
R09020293-004	DewBurd GW698	02/24/09 12:10	02/25/09	Aqueous	Same As Above
R09020293-005	DewBurd GW698	02/24/09 12:15	02/25/09	Aqueous	Same As Above
R09020293-006	DewBurd GW688	02/24/09 13:23	02/25/09	Aqueous	Same As Above
R09020293-007	DewBurd GW680	02/24/09 13:35	02/25/09	Aqueous	Same As Above
R09020293-008	DewBurd GW622	02/24/09 15:31	02/25/09	Aqueous	Same As Above
R09020293-009	DewBurd GW615	02/24/09 15:45	02/25/09	Aqueous	Same As Above
R09020293-010	DewBurd GW689	02/24/09 16:04	02/25/09	Aqueous	Same As Above
R09020293-011	DewBurd GW681	02/24/09 16:18	02/25/09	Aqueous	Same As Above
R09020293-012	DewBurd GW697	02/24/09 16:45	02/25/09	Aqueous	Same As Above
R09020293-013	DewBurd GW695	02/24/09 16:56	02/25/09	Aqueous	Same As Above
R09020293-014	DewBurd GW694	02/24/09 17:15	02/25/09	Aqueous	Same As Above
R09020293-015	DewBurd GW696	02/24/09 17:31	02/25/09	Aqueous	Same As Above

As appropriate, any exceptions or problems with the analyses are noted in the Laboratory Analytical Report, the QA/QC Summary Report, or the Case Narrative.

If you have any questions regarding these tests results, please call.

Report Approved By:


Linda Larson