

50-261

NRC DISTRIBUTION FOR PART 50 DOCKET MATERIAL

FILE NUMBER
MONTHLY REPORT

TO: Mr Volgenau

FROM: Carolina Power & Light Co
Raleigh, NC
H R BanksDATE OF DOCUMENT
10-11-76

DATE RECEIVED 10-13-76

☒ LETTER ☐ NOTORIZED
☒ ORIGINAL ☒ UNCLASSIFIED
☐ COPY

PROP

INPUT FORM

NUMBER OF COPIES RECEIVED
1 signed

DESCRIPTION

LETTER TRANS THE FOLLOWING:

ENCLOSURE

MONTHLY REPORT FOR September
PLANT & COMPONENT OPERABILITY &
AVAILABILITY. THIS REPORT TO BE USED IN
PREPARING GRAY BOOK BY PLANS & OPERATIONS.

DO NOT REMOVE

ACKNOWLEDGED

PLANT NAME: H B Robinson

SAFETY

FOR ACTION/INFORMATION

ENVIRO

10-13-76

ehf

MITC

W/4 CYS FOR ACTION

INTERNAL DISTRIBUTION

REG FILE

NRC PDR

MCDONALD

S. CHAPMAN

BRANCH CHIEF (L)

LIC. ASST. (L)

Reid
Ingram

EXTERNAL DISTRIBUTION

LPDR: Hartsville, SC

TIC

NSIC

CONTROL NUMBER

10363



Carolina Power & Light Company

October 11, 1976

REGULATORY COPY FILE COPY


FILE: NG-3513 (R)

SERIAL: NG-76-1341

Mr. Ernst Volgenau, Director
Office of Inspection and Enforcement
U. S. Nuclear Regulatory Commission
Washington, D. C. 20555

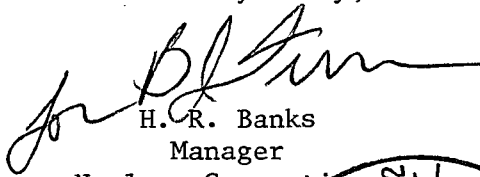
Dear Mr. Volgenau:

H. B. ROBINSON STEAM ELECTRIC PLANT, UNIT NO. 2
DOCKET NO. 50-261
LICENSE NO. DPR-23
MONTHLY OPERATIONS REPORT



In accordance with Technical Specification 6.9.1.c for the
H. B. Robinson Steam Electric Plant, Unit No. 2, Carolina Power &
Light Company herewith submits the report of operating statistics
and shutdown experience for the month of September, 1976.

Yours very truly,



H. R. Banks
Manager

Nuclear Generation

CSB:bb

Enclosure

cc: Messrs. W. G. McDonald
N. C. Moseley



10363

APPENDIX B
AVERAGE DAILY UNIT POWER LEVEL

DOCKET NO. DPR-23
UNIT Robinson No. 2
DATE 10-2-76
COMPLETED BY M. L. Watford
TELEPHONE 332-1351

MONTH September 1976

DAY	AVERAGE DAILY POWER LEVEL (MWe-Net)
1	<u>657</u>
2	<u>657</u>
3	<u>657</u>
4	<u>658</u>
5	<u>658</u>
6	<u>658</u>
7	<u>657</u>
8	<u>656</u>
9	<u>657</u>
10	<u>659</u>
11	<u>661</u>
12	<u>602</u>
13	<u>637</u>
14	<u>659</u>
15	<u>661</u>
16	<u>663</u>

DAY	AVERAGE DAILY POWER LEVEL (MWe-Net)
17	<u>651</u>
18	<u>533</u>
19	<u>643</u>
20	<u>662</u>
21	<u>663</u>
22	<u>663</u>
23	<u>662</u>
24	<u>665</u>
25	<u>662</u>
26	<u>641</u>
27	<u>665</u>
28	<u>665</u>
29	<u>664</u>
30	<u>666</u>
31	<u>-</u>

*Average daily unit power level may exceed maximum dependable net due to
impoundment temperature.

INSTRUCTIONS

On this form, list the average daily unit power level in MWe-Net for each day in the reporting month. Compute to the nearest whole megawatt.

These figures will be used to plot a graph for each reporting month. Note that when maximum dependable capacity is used for the net electrical rating of the unit, there may be occasions when the daily average power level exceeds the 100% line (or the restricted power level line). In such cases, the average daily unit power output sheet should be footnoted to explain the apparent anomaly.

APPENDIX C OPERATING DATA REPORT

DOCKET NO. DPR-23
UNIT Robinson No. 2
DATE 10-2-76
COMPLETED BY M. L. Watford
TELEPHONE 803-332-1351
Ext. 142

OPERATING STATUS

1. REPORTING PERIOD: 760901,0000/ GROSS HOURS IN REPORTING PERIOD: 720
760930,2400
2. CURRENTLY AUTHORIZED POWER LEVEL (MWe): 2,200 MAX. DEPEND. CAPACITY (MWe-Net): 665
DESIGN ELECTRICAL RATING (MWe-Net): 665
3. POWER LEVEL TO WHICH RESTRICTED (IF ANY) (MWe-Net): None
4. REASONS FOR RESTRICTION (IF ANY):

	THIS MONTH	YR TO DATE	CUMULATIVE
5. NUMBER OF HOURS REACTOR WAS CRITICAL	<u>720</u>	<u>6,368.58</u>	<u>38,386.08</u>
6. REACTOR RESERVE SHUTDOWN HOURS	<u>0</u>	<u>83.78</u>	<u>313.27</u>
7. HOURS GENERATOR ON LINE	<u>720</u>	<u>6,324.02</u>	<u>37,623.02</u>
8. UNIT RESERVE SHUTDOWN HOURS	<u>0</u>	<u>0</u>	<u>0</u>
9. GROSS THERMAL ENERGY GENERATED (MWH)	<u>1,554,379</u>	<u>13,623,509</u>	<u>77,744,950</u>
10. GROSS ELECTRICAL ENERGY GENERATED (MWH)	<u>493,414</u>	<u>4,403,122</u>	<u>25,299,046</u>
11. NET ELECTRICAL ENERGY GENERATED (MWH)	<u>469,493</u>	<u>4,190,525</u>	<u>24,006,027</u>
12. REACTOR SERVICE FACTOR	<u>100</u>	<u>96.86</u>	<u>78.51</u>
13. REACTOR AVAILABILITY FACTOR	<u>100</u>	<u>98.13</u>	<u>79.15</u>
14. UNIT SERVICE FACTOR	<u>100</u>	<u>96.18</u>	<u>76.95</u>
15. UNIT AVAILABILITY FACTOR	<u>100</u>	<u>96.18</u>	<u>76.95</u>
16. UNIT CAPACITY FACTOR (Using MDC)	<u>98.06</u>	<u>95.84</u>	<u>73.83</u>
17. UNIT CAPACITY FACTOR (Using Design MWe)	<u>98.06</u>	<u>95.84</u>	<u>73.83</u>
18. UNIT FORCED OUTAGE RATE	<u>0</u>	<u>3.09</u>	<u>15.37</u>

19. SHUTDOWNS SCHEDULED OVER NEXT 6 MONTHS (TYPE, DATE, AND DURATION OF EACH):
Refueling - October - 6 weeks

20. IF SHUT DOWN AT END OF REPORT PERIOD, ESTIMATED DATE OF STARTUP: On line

21. UNITS IN TEST STATUS (PRIOR TO COMMERCIAL OPERATION):	FORECAST	ACHIEVED
INITIAL CRITICALITY	<u>-</u>	<u>-</u>
INITIAL ELECTRICITY	<u>-</u>	<u>-</u>
COMMERCIAL OPERATION	<u>-</u>	<u>-</u>

APPENDIX D
UNIT SHUTDOWNS AND POWER REDUCTIONS

DOCKET NO. DPR-23

UNIT NAME Robinson No. 2

DATE 10-2-76

COMPLETED BY M. L. Watford

TELEPHONE 803-332-1351
Ext. 142

REPORT MONTH September 1976

NO.	DATE	TYPE F: FORCED S: SCHEDULED	DURATION (HOURS)	REASON (1)	METHOD OF SHUTTING DOWN THE REACTOR OR REDUCING POWER (2)	CORRECTIVE ACTIONS/COMMENTS
	760917	S	0	B	4	<p>(1) REASON A: EQUIPMENT FAILURE (EXPLAIN) B: MAINT. OR TEST C: REFUELING D: REGULATORY RESTRICTION E: OPERATOR TRAINING AND LICENSE EXAMINATION F: ADMINISTRATIVE G: OPERATIONAL ERROR (EXPLAIN) H: OTHER (EXPLAIN) Reduced power to check condenser for leaking tubes and to repair tube leaks in 4B FW Heater.</p> <p>(2) METHOD 1: MANUAL 2: MANUAL SCRAM. 3: AUTOMATIC SCRAM 4: OTHER (EXPLAIN)</p>

SUMMARY: The unit was on the line the entire month.
No trips were experienced, although 3 power reductions,
one being significant, were experienced.