

REGULATORY INFORMATION DISTRIBUTION SYSTEM (RIDS)

ACCESSION NBR: 8310190162 DOC. DATE: 83/10/17 NOTARIZED: NO DOCKET #
 FACIL: 50-261 H. B. Robinson Plant, Unit 2, Carolina Power and Light 05000261
 AUTH. NAME: AUTHOR AFFILIATION
 ZIMMERMAN, S.R. Carolina Power & Light Co.
 RECIP. NAME: RECIPIENT AFFILIATION
 VARGA, S.A. Operating Reactors Branch 1

SUBJECT: Forwards proposed scope of 4.5 EFPM eddy current insp
 program scheduled to begin on 831210. Scope includes insp of
 all unplugged tubes.

DISTRIBUTION CODE: A001S COPIES RECEIVED: LTR 1 ENCL 1 SIZE: 4
 TITLE: OR Submittal: General Distribution

NOTES:

	RECIPIENT ID CODE/NAME		COPIES LTTR ENCL		RECIPIENT ID CODE/NAME		COPIES LTTR ENCL
	NRR ORB1 BC 01		7 7				
INTERNAL:	ELD/HDS1		1 0		NRR/DE/MTEB		1 1
	NRR/DL DIR		1 1		NRR/DL/ORAB		1 0
	NRR/DSI/METB		1 1		NRR/DSI/RAB		1 1
	<u>REG FILE</u> 04		1 1		RGN2		1 1
EXTERNAL:	ACRS 09		6 6		LPDR 03		1 1
	NRC PDR 02		1 1		NSIC 05		1 1
	NTIS		1 1				



Carolina Power & Light Company

SERIAL: LAP-83-466

OCT 17 1983

Director of Nuclear Reactor Regulation
Attention: Mr. Steven A. Varga, Chief
Operating Reactors Branch No. 1
Division of Licensing
United States Nuclear Regulatory Commission
Washington, DC 20555

H. B. ROBINSON STEAM ELECTRIC PLANT, UNIT NO. 2
DOCKET NO. 50-261
LICENSE NO. DPR-23
STEAM GENERATOR EDDY CURRENT INSPECTION SCOPE

Dear Mr. Varga:

In accordance with License Condition 3.I.a of the H. B. Robinson Steam Electric Plant, Unit 2 (HBR2) Operating License, please find enclosed the proposed scope of Carolina Power & Light Company's four and one half (4.5) effective full power month (EFPM) eddy current (E/C) inspection program scheduled to begin December 10, 1983. The proposed scope of this program includes an inspection of all unplugged tubes. The scope of the inspection will be for a full length probe of each hot leg tube through the U-bend for each tube capable of being probed (some tubes have a U-bend radius which prohibits probing through the U-bend). The attached tube sheet maps, Figures 1 through 3, for the cold legs, identify which tubes will be probed through the sixth tube support plate and which will be probed through the first tube support plate. This is the minimum inspection scope to be performed with any expansion being dictated by the inspection results.

Should you have any questions regarding this information or wish to discuss the inspection in more detail, please contact a member of my staff.

Yours very truly,

S. R. Zimmerman

Manager

Nuclear Licensing & Special Nuclear Programs

SRZ/ccc (8012NLU)

cc: Mr. J. P. O'Reilly (NRC-RII)
Mr. G. Requa (NRC)
Mr. Steve Weise (NRC-HBR)

8310190162 831017
PDR ADOCK 05000261
Q PDR

411 Fayetteville Street • P. O. Box 1551 • Raleigh, N. C. 27602

SERIES 44

COLUMNS

ROWS

NOZZLE →

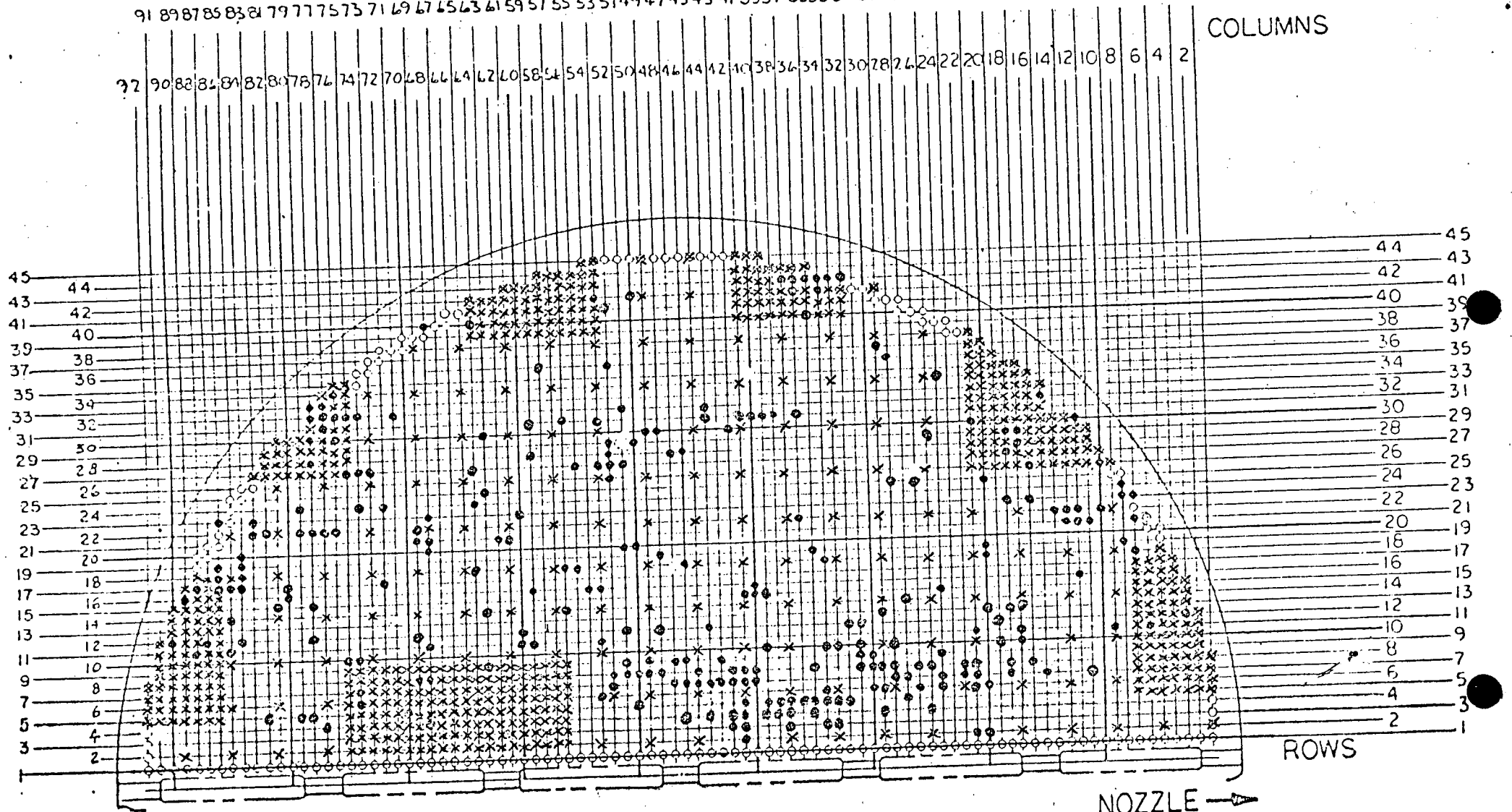
← MANWAY

Figure I

"A" S/G Outlet Inspection Scope

X - Inspect Through Sixth Tube Support Plate

Inspect All Remaining Tubes Through First Tube Support Plate



SERIES 44

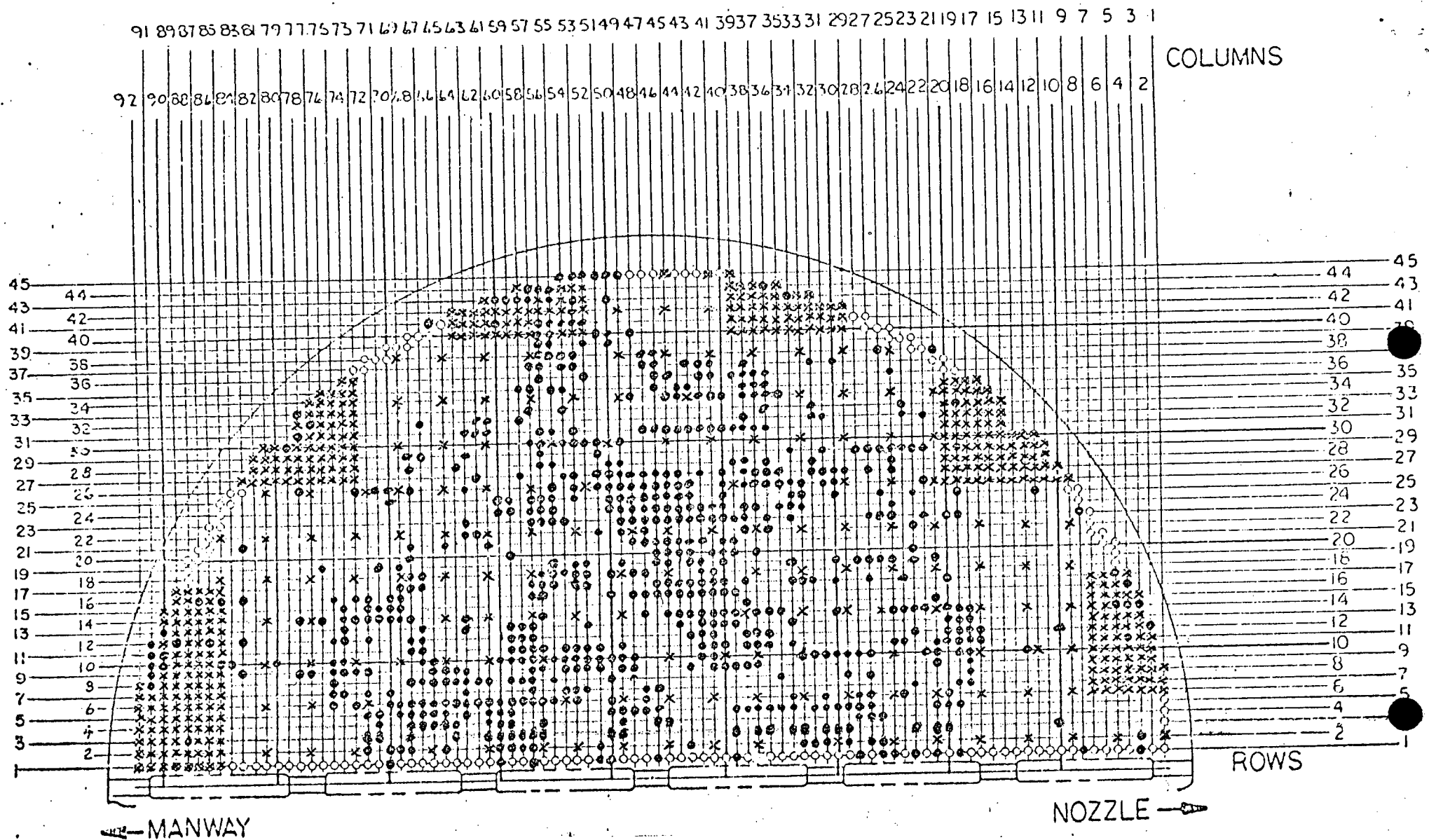


Figure 2

"B" S/G Outlet Inspection Scope

X - Inspect Through Sixth Tube Support Plate

Inspect All Remaining Tubes Through First Tube Support Plate

SERIES 44

91 89 87 85 83 81 79 77 75 73 71 69 67 65 63 61 59 57 55 53 51 49 47 45 43 41 39 37 35 33 31 29 27 25 23 21 19 17 15 13 11 9 7 5 3 1

COLUMNS

92 90 88 86 84 82 80 78 76 74 72 70 68 66 64 62 60 58 56 54 52 50 48 46 44 42 40 38 36 34 32 30 28 26 24 22 20 18 16 14 12 10 8 6 4 2




Figure 3

"C" S/G Outlet Inspection Scope

X - Inspect Through Sixth Tube Support Plate

Inspect All Remaining Tubes Through First Tube Support Plate