



Scott L. Batson  
Vice President  
Oconee Nuclear Station

**Duke Energy**  
ON01VP | 7800 Rochester Hwy  
Seneca, SC 29672

ONS-2014-051

o: 864.873.3274  
f: 864.873.4208  
Scott.Batson@duke-energy.com

April 28, 2014

10 CFR 50.54(q)

Attn: Document Control Desk  
U.S. Nuclear Regulatory Commission  
11555 Rockville Pike  
Rockville, Maryland 20852-2746


Subject: Duke Energy Carolinas, LLC  
Oconee Nuclear Station, Units 1, 2, and 3  
Docket Nos. 50-269, -270, and -287  
Emergency Plan Implementing Procedures Manual  
Volume C, Revision 2014-011

Please find attached for your use and review copies of the revision to the Oconee Nuclear Station Emergency Plan, Implementing Procedures along with the associated revision instructions and 10 CFR 50.54(q) evaluation.

This revision is being submitted in accordance with 10 CFR 50.54(q) and does not reduce the effectiveness of the Emergency Plan or the Emergency Plan Implementing Procedures. If there are any questions or concerns pertaining to this revision please call Pat Street, Emergency Planning Manager, at 864-873-3124.

By copy of this letter, two copies of this revision are being provided to the NRC, Region II, Atlanta, Georgia.

Sincerely,

  
Scott L. Batson  
Vice President  
Oconee Nuclear Station

Attachments:  
Revision Instructions  
EPIP Volume C - Revision 2014-011  
10 CFR 50.54(q) Evaluation(s)

A X45  
NLR

U. S. Nuclear Regulatory Commission  
April 28, 2014

xc: w/2 copies of attachments

Mr. Victor McCree, Regional Administrator  
U.S. Nuclear Regulatory Commission - Region II  
Marquis One Tower  
245 Peachtree Center Ave., NE, Suite 1200  
Atlanta, GA 30303-1257

w/copy of attachments

Mr. James R. Hall, Project Manager  
U. S. Nuclear Regulatory Commission  
One White Flint North Mailstop O-8C2  
11555 Rockville Pike  
Rockville, MD 20852-2738  
(send via E-mail)


w/o attachments

Mr. Eddy Crowe  
NRC Senior Resident Inspector  
Oconee Nuclear Station

ELL  
EC2ZF



**OCONEE NUCLEAR STATION  
EMERGENCY PLAN IMPLEMENTING PROCEDURES  
VOLUME C**



**APPROVED:**

*T. L. Patterson*

**Terry L. Patterson**  
**Director Nuclear Org Effectiveness**

*4-22-14*

**Date Approved**

**VOLUME C**  
**REVISION 2014-011**  
**April 2014**

April 28, 2014

OCONEE NUCLEAR STATION

SUBJECT: Emergency Plan Implementing Procedures  
Volume C Revision 2014-011

Please make the following changes to the Emergency Plan Implementing  
Procedures, Volume C:

**REMOVE**

Cover Sheet Rev. 2014-010

Table of Contents  
Pages 1, 2, & 3


RP/0/A/1000/019 Rev 003

**INSERT**

Cover Sheet Rev. 2014-011

Table of Contents  
Pages 1, 2, & 3

RP/0/A/1000/019 Rev 004

A handwritten signature in black ink, appearing to read 'Pat Street', with a large, stylized initial 'P' and a horizontal line extending from the end of the signature.

Pat Street  
ONS Emergency Planning Manager

# VOLUME C

## TABLE OF CONTENTS

---

SH/0/B/2005/001	Emergency Response Offsite Dose Projections	Rev.	006
SH/0/B/2005/002	Protocol for the Field Monitoring Coordinator During Emergency Conditions	Rev.	005
HP/0/B/1009/018	Off-Site Dose Projections	Rev.	023
HP/0/B/1009/020	Estimating Food Chain Doses Under Post- Accident Conditions	Rev.	005
HP/0/B/1009/022	On-Shift Off-Site Dose Projections	Rev.	013
HP/0/B/1009/023	Radiation Protection Emergency Response	Rev.	000
HP/0/B/1009/026	Environmental Monitoring For Emergency Conditions	Rev.	000
RP/0/A/1000/001	Emergency Classification	Rev.	000
RP/0/A/1000/002	Control Room Emergency Coordinator Procedure	Rev.	002
RP/0/B/1000/003 A	ERDS Operation	Rev.	011
RP/0/A/1000/009	Procedure For Site Assembly	Rev.	002
RP/0/A/1000/010	Procedure For Emergency Evacuation/Relocation Of Site Personnel	Rev.	001
RP/0/A/1000/015 A	Offsite Communications From The Control Room	Rev.	001
RP/0/A/1000/015 B	Offsite Communications From The Technical Support Center	Rev.	000
RP/0/B/1000/016	MERT Activation Procedure For Medical, Confined Space, and High Angle Rescue Emergencies	Rev.	018
RP/0/A/1000/017	Spill Response	Rev.	001
RP/0/B/1000/018	Core Damage Assessment	Rev.	005
RP/0/A/1000/019	Technical Support Center Emergency Coordinator Procedure	Rev.	004

## VOLUME C

### TABLE OF CONTENTS

RP/0/B/1000/022	Procedure For Major Site Damage Assessment And Repair	Rev. 014
RP/0/A/1000/024	Protective Action Recommendations	Rev. 001
RP/0/B/1000/027	Re-Entry Recovery Procedure	Rev. 003
RP/0/A/1000/028	Nuclear Communications Emergency Response Plan	Rev. 000
RP/0/B/1000/029	Fire Brigade Response	Rev. 017
RP/0/B/1000/031	Joint Information Center Emergency Response Plan	Rev. 006
RP/0/A/1000/035	Severe Weather Preparations	Rev. 009
RP/0/A/1000/036	Equipment Important to Emergency Response	Rev. 000
SR/0/B/2000/001	Standard Procedure For Corporate Communications Response To The Emergency Operations Facility	Rev. 012
SR/0/B/2000/002	Standard Procedure for EOF Services	Rev. 006
SR/0/A/2000/003	Activation of the Emergency Operations Facility	Rev. 000
SR/0/A/2000/004	Notification to States and Counties from the Emergency Operations Facility for Catawba, McGuire, and Oconee	Rev. 000
Business Management	Business Management Emergency Plan	Rev. 012
SSG Functional Area Directive 102	SSG Emergency Response Plan – ONS Specific	Rev. 008
SCD – 110	Supply Chain Directive 110 – SCO Emergency Response Plan	Rev. 004
Engineering Manual 5.1	Engineering Emergency Response Plan	Rev. 032
Human Resources Procedure	ONS Human Resources Emergency Plan	10/13/2004

## **VOLUME C TABLE OF CONTENTS**

Radiation Protection Section Manual 11.3	Off-Site Dose Assessment And Data Evaluation	Rev. 001
Safety Assurance Directive 6.1	Emergency Response Organization	Rev. 007
Safety Assurance Directive 6.2	Emergency Contingency Plan	Rev. 006
Training Division DTS-007	Oconee Training Division Training Standard	Rev. 018

**Duke Energy  
Oconee Nuclear Station  
Technical Support Center Emergency Coordinator  
Procedure**

Procedure No.

**RP/0/A/1000/019**

Revision No.

**004**

Electronic Reference No.

**OP009A62**

**Reference Use**

**PERFORMANCE**

**PDF Format**

Compare with Control Copy every 14 calendar days while work is being performed.

Compared with Control Copy\* \_\_\_\_\_ Date \_\_\_\_\_

Compared with Control Copy\* \_\_\_\_\_ Date \_\_\_\_\_

Compared with Control Copy\* \_\_\_\_\_ Date \_\_\_\_\_

Date(s) Performed

Work Order/Task Number (WO#)

**COMPLETION**

- ☐ Yes ☐ NA Checklists and/or blanks initialed, signed, dated, or filled in NA, as appropriate?  
☐ Yes ☐ NA Required enclosures attached?  
☐ Yes ☐ NA Charts, graphs, data sheets, etc. attached, dated, identified, and marked?  
☐ Yes ☐ NA Calibrated Test Equipment, if used, checked out/in and referenced to this procedure?  
☐ Yes ☐ NA Procedure requirements met?

Verified By\*

Date

Procedure Completion Approved\*

Date

*\*Printed Name and Signature*

Remarks (attach additional pages, if necessary)

**IMPORTANT: Do NOT mark on barcodes.**

Printed Date: \*03/20/2014\*

Enclosure No.: \*FULL\*



Revision No.: \*004\*



Procedure No.: \*RP/0/A/1000/019\*





## Technical Support Center Emergency Coordinator Procedure

**NOTE:** This procedure is an implementing procedure to the Oconee Nuclear Station Emergency Plan and must be:

1. Reviewed in accordance with 10CFR50.54(q) prior to approval.
2. Forwarded to Emergency Planning within seven (7) working days of approval.

### 1. Symptoms

- 1.1 Conditions exist where events are in progress or have occurred which indicate a potential degradation in the level of safety of the plant and activation of the Emergency Response Organization (ERO) has been initiated.

### 2. Immediate Actions

**NOTE:** The makeup and structure of the ERO organization will be determined by the facility Manager/Coordinator. The facility organizations may be modified or supplemented as necessary to support the particular circumstances given to the existing onsite and offsite conditions. Consider the need for unit specific responses in the event of the implementation of Beyond Design Basis guidance (SAMG, EDMG, etc.) for more than one unit. Unit specific response teams with Ops Superintendent, Nuclear Engineer and an Engineering Manager should assemble in the TSC, and Unit Specific OSC Manager in the OSC as well as supporting craft personnel in the alternate TSC / OSC for unit specific response for each affected unit. Vacant ERO positions may be filled with other plant staff members present in the facility and who are qualified for the position(s). Individual(s) assigned to fill vacancy should have the training, experience and skills required by the ERO training program for that position. {25}

- NOTE:**
- Enclosure 4.2 contains listing of abbreviations/acronyms.
  - Actions in Sections 2.0 and 3.0 **are NOT** required to be followed in any particular sequence.
  - Place keeping aids: ☐ at left of steps may be used for procedure place keeping (☒). Major events are required to be documented in the TSC Emergency Coordinator Log.
  - Enclosure 4.8 lists steps which may be delegated to an Assistant Emergency Coordinator or Emergency Planner.

- ☐ 2.1 Establish, **OR** have the Assistant Emergency Coordinator/Emergency Planner establish, the Technical Support Center as operational by doing the following: {10}
- ☐ 2.1.1 Use the attached Enclosure 4.3 (TSC Personnel Log Sheets) for sign-in by all personnel reporting to the TSC. Assign responsibility to the Tech Assistant to the Emergency Coordinator.
- ☐ 2.1.2 Ensure **Names** are also listed on the TSC Personnel Status Board in the TSC.

**NOTE:** The TSC **must** assume turnover from the Control Room within **75 minutes** of the initiating Emergency Classification time.

- ☐ 2.1.3 Determine the following minimum staff requirements for TSC activation.

NAME

Emergency Coordinator	
Dose Assessment Liaison	
Nuclear Engineering	
Offsite Communicator	
Tech Assistant to EC	

- NOTE:**
- GETS cards are available in the GETS Binder located in the TSC Supply Cabinet. Their use will enable communications when phone lines are busy or overloaded. See instructions on back of card.
  - For communications failures, see RP/0/A/1000/015B, Offsite Communications From The Technical Support Center, Enclosure 4.9 Alternate Method and Sequence to Contact Agencies.
  - Satellite Telephones are available in all Control Rooms, the TSC and the OSC. They can be used when other means of communication have failed. {27}

- ☐ 2.1.4      Verify **OR** have the Assistant Emergency Coordinator/Emergency Planner verify that the phone system is operational or make other provisions for communications. {10}
- ☐ 2.1.5      Verify **OR** have the Assistant Emergency Coordinator/Emergency Planner verify that the OSC is Operational. {10}
- ☐ 2.1.6      Verify **OR** have the Assistant Emergency Coordinator/Emergency Planner verify that Technical Assistant to the Emergency Coordinator has started a log of TSC actions and activities. {10}
- ☐ 2.1.7      **IF**      Activation of the Alternate TSC is required prior to completion of turnover with the OSM.
- THEN**      **REFER TO** Step 1.0 of Enclosure 4.6 (Alternate TSC and/or OSC Activation). {31}

- ☐ 2.2 Receive turnover from the Operations Shift Manager using Enclosure 4.1, (Operations Shift Manager To TSC Emergency Coordinator Turnover Sheet)
  - ☐ 2.2.1 Determine if OSC is operational {22}
  - ☐ 2.2.2 Determine if TSC Offsite Communicator has completed turnover with Control Room Offsite Communicator {21}
  - ☐ 2.2.3 Declare TSC and OSC activated time \_\_\_\_\_
- ☐ 2.3 Determine the status of Site Accountability from the TSC Offsite Communicator.

**NOTE:** RP/0/A/1000/009, Procedure for Site Assembly, is initiated when site accountability is required and contains roles and responsibilities for site personnel in completing site accountability. {23}

- ☐ 2.3.1 Direct the TSC/OSC Liaison to have a **Search & Rescue Team** dispatched from the OSC if personnel within the Protected Area have not been accounted for by their group.
- ☐ 2.4 Verify **OR** have the Assistant Emergency Coordinator/Emergency Planner verify that the electronic status board is set up and that someone is available to maintain it. {10}
- ☐ 2.5 Discuss any off-site radiological concerns with the TSC Dose Assessment Liaison.
- ☐ 2.6 Activate **OR** have the Assistant Emergency Coordinator/Emergency Planner activate the TSC/OSC Public Address (PA) System {7}{10}
  - ☐ 2.6.1 Flip the power switch UP on the PA system amplifier located inside the communications cabinet.
  - ☐ 2.6.2 Depress the microphone switch and hold in position while making PA announcements.
  - ☐ 2.6.3 Announce the following information over the TSC/OSC PA System:
    - ☐ A. The current Emergency Classification level and plant status.
    - ☐ B. As of \_\_\_\_\_(activation time), the TSC has assumed command and control of the event. {7}
    - ☐ C. "Anyone who is reporting to this facility outside of your normal work hours and has consumed alcohol within the past five (5) hours or believes their work quality may be compromised due to fatigue, notify either the Emergency Coordinator in the TSC or the OSC Manager in the OSC." {28}

☐ D. "Personnel should assume that areas are contaminated until surveyed by RP."

☐ E. "No eating or drinking, until the TSC and OSC are cleared by RP."

☐ 2.7 Turn office page over ride switch **ON**, **OR** have the Assistant Emergency Coordinator/ Emergency Planner turn the office page over ride switch **ON**. { 10}

2.7.1 Dial **70** on the Emergency Coordinator's phone.

2.7.2 Announce the following information over the Plant Public Address System:

**Drill Message:**

Attention all site personnel. This is \_\_\_\_\_. I am the Emergency Coordinator. (name)

This is a drill. This is a drill.

You have been assembled as a part of an emergency exercise. The simulated emergency conditions are \_\_\_\_\_

If this were a real emergency, you would be asked to remain assembled waiting on further information or given instructions to leave the site as part of an Early Dismissal or in accordance with our site evacuation plan. At this time, however, we will continue with the emergency exercise and personnel not actively participating in the drill may now return to your normal work assignments. I repeat.... personnel not actively participating in the drill may now return to your normal work assignments. This is a drill. This is a drill. Thank you for your participation.

**Emergency Message:**

Attention all site personnel. This is \_\_\_\_\_. I am the Emergency Coordinator. (name)

This is an emergency message.

At the present time we have a(n) \_\_\_\_\_ emergency classification. The plant status is as follows \_\_\_\_\_

Please remain at your site assembly location until you receive further instructions. Information will be provided to you as conditions change.

- ☐ 2.8 Contact, **OR** have the Assistant Emergency Coordinator/Emergency Planner contact the State Director of Emergency Management at the SEOC. {10}

	<u>NAME</u>	<u>TELEPHONE NUMBER</u>
SDEM	_____	9(803) 737-8500
2.8.1	Inform the TSC Offsite Communicator whenever the SEOC is activated.	
2.8.2	<b><u>IF</u></b> The SEOC has <b><u>NOT</u></b> been activated,	
	<b><u>THEN</u></b> Contact the County Directors of Emergency Management (CDEM) to discuss plant status.	
	Oconee CDEM _____	9(864) 638-4200
	Pickens CDEM _____	9(864) 898-5943

- ☐ 2.9 Perform the following concurrently.
1. Use Step 2.10 for emergency classification.
  2. Use Step 2.11 for turnover to the EOF Director.
  3. Use steps in 3.0 for tasks that must continue regardless of emergency classification.
  4. During a security event arrange for a qualified Emergency Coordinator to go to the near site command post to act as a liaison between the command post and the TSC.

(Step 2.10 on next page)

□ 2.10 Review emergency classification and verify that it meets the criteria of RP/0/B/1000/001 (Emergency Classification).

- Discuss changing plant conditions with the Superintendent of Operations.
- Discuss emergency classification prior to making recommendations.
- Use the following definitions and provide the Event Prognosis to the Offsite Communicator for completing line #8 on the Emergency Notification Form. {14}

**Degrading:** Plant conditions involve at least one of the following:

- Plant parameters (ex. temperature, pressure, level, voltage, frequency) are trending unfavorably away from expected or desired values **AND** plant conditions could result in a higher classification or Protective Action Recommendation (PAR) before the next follow-up notification.
- Site conditions (ex. wind, ice/snow, ground tremors, hazardous/toxic/radioactive material leak, fire, Security event) impacting plant operations or personnel safety are worsening **AND** plant conditions could result in a higher classification or Protective Action Recommendation (PAR) before the next follow-up notification.

**Improving:** Plant conditions involve at least one of the following:

- Plant parameters (ex. temperature, pressure, level, voltage, frequency) are trending favorably toward expected or desired values **AND** plant conditions could result in a lower classification or emergency termination before the next follow-up notification.
- Site conditions (ex. wind, ice/snow, ground tremors hazardous/toxic/radioactive material leak, fire, Security event) have become less of a threat to plant operations or personnel safety **AND** plant conditions could result in a lower classification or emergency termination before the next follow-up notification.

**Stable:** Plant conditions are neither degrading nor improving.

☐ 2.10.1 **IF** An **Unusual Event Classification** exists,

**THEN** Initiate the following actions:

**NOTE:** If a follow-up message is due and an upgrade to a higher classification is declared, there is **NO** need to complete the follow-up message. In this case, the offsite agencies must be notified that the pending follow-up is being superseded by an upgrade to a higher classification and information will be provided.

☐ A. **IF** An upgrade in classification occurs prior to or while transmitting initial message:

**THEN** Perform the following actions.

- Make the notification for the lesser emergency classification within 15 minutes
- Inform the agencies that an upgrade in classification will be coming.
- Begin a new initial message for the higher classification and complete it within 15 minutes of its declaration. {19}

☐ B. Notify counties/state within 15 minutes of event classification.

**NOTE:**

- NRC should be notified immediately after notification of Offsite Agencies **but NOT** later than **one (1) hour** after declaration of the emergency.
- Notification to the NRC of Security events is required within 15 minutes of initiation of the Security event.

☐ C. Announce over the Plant Public Address System,  
"A(n)\_\_\_\_\_ (Emergency Classification Level) has been  
declared for \_\_\_\_\_ (affected Unit). The current plant condition is  
\_\_\_\_\_  
(stable, degrading, improving, what has occurred, etc.)

☐ D. Notify NRC of event classification/Security event.

- Remind the TSC NRC Communicator to complete the NRC Event Notification Worksheet and Plant Status Sheet prior to contacting the NRC.



- NOTE:**
- Condition B for Keowee Hydro Project Dams/Dikes also requires notification of the Georgia Emergency Management Agency and National Weather Service. Remind the TSC Offsite Communicator to notify these agencies in addition to and after SC State, Oconee County, and Pickens County.
  - Enclosure 4.7 provides a description of Condition A and B. {9}

☐ E. **IF** Condition B at Keowee exists,

**THEN** Notify **OR** have the Assistant Emergency Coordinator notify Hydro Central (refer to Section 6 of the Emergency Telephone Directory, Keowee Hydro Project Dam/Dike Notification).

{4}{10}

☐ F. Discuss **OR** have the Assistant Emergency Coordinator discuss classification with SDEM and CDEM {10}

**NAME**

**TELEPHONE NUMBER**

SDEM

9(803) 737-8500

Oconee CDEM

9(864) 638-4200

Pickens CDEM

9(864) 898-5943

☐ G. **IF** An Unusual Event classification is being terminated

**THEN** **REFER TO** Enclosure 4.5, (Emergency Classification Termination Criteria) of this procedure for termination guidance.

**NOTE:** The Emergency Planning Section shall develop a written report for signature by Site Vice President to the State Emergency Management Agency, Oconee County EMA, and Pickens County EMA within 24 working hours of the event termination.

☐ 1. Notify Emergency Planning that the Unusual Event has been terminated.

☐ 2. Emergency Planning shall hold a critique following termination of the Unusual Event.

(Step 2.10.2, Alert Classification on next page)

- ☐ 2.10.2 **IF** An **Alert** Classification exists,  
**THEN** Initiate the following actions:

**NOTE:** If a follow-up message is due and an upgrade to a higher classification is declared, there is no need to complete the follow-up message. In this case, the offsite agencies must be notified that the pending follow-up is being superseded by an upgrade to a higher classification and information will be provided.

- ☐ A. **IF** An upgrade in classification occurs prior to or while transmitting initial message:

**THEN** Perform the following actions

- Make the notification for the lesser emergency classification within 15 minutes
- Inform the agencies that an upgrade in classification will be coming
- Begin a new initial message for the higher classification and complete it within 15 minutes of its declaration {19}

- ☐ B. Notify counties/state within 15 minutes of event classification

- ☐ C. Announce over the Plant Public Address System,

"A(n) \_\_\_\_\_ (Emergency Classification Level) has been declared for \_\_\_\_\_ (affected Unit). The current plant condition is

\_\_\_\_\_  
(stable, degrading, improving, what has occurred, etc.)

- ☐ D. Follow Up Notifications (updates) are required a minimum of every 60 minutes

**NOTE:** Notification of the NRC of Security events is required within 15 minutes of the initiation of the Security event. {18}

- ☐ E. Notify NRC of event classification/Security event.

- ☐ F. Start ERDS -TSC NRC Communicator, - RP/0/B/1000/003A (ERDS Operation)

- ☐ G. Discuss, **OR** have the Assistant Emergency Coordinator discuss change in classification with the State Director of Emergency Management (SDEM) and County Directors of Emergency Management (CDEM) {10}

	<u>NAME</u>	<u>TELEPHONE NUMBER</u>
SDEM	_____	9(803) 737-8500

1. **IF** The SEOC has not been activated,  
**THEN** Contact the CDEM to discuss plant status.

Oconee CDEM \_\_\_\_\_ 9(864) 638-4200

Pickens CDEM \_\_\_\_\_ 9(864) 898-5943

- NOTE:**
- Condition B for Keowee Hydro Project Dams/Dikes also requires notification of the Georgia Emergency Management Agency and National Weather Service. Remind the TSC Offsite Communicator to notify these agencies in addition to and after SC State, Oconee County, and Pickens County. {2}
  - Enclosure 4.7 provides a description of Condition A and B. {9}

- ☐ H. **IF** Condition B at Keowee exists,  
**THEN** Notify **OR** have the Assistant Emergency Coordinator notify Hydro Central (refer to Section 6 of the Emergency Telephone Directory, Keowee Hydro Project Dam/Dike Notification). {4}{10}

- ☐ I. Evaluate with TSC personnel the need to conduct an Early Dismissal of non-essential site personnel. Take into consideration wind direction, Security concerns, potential for classification upgrade, and 24 hour staffing needs.

(Step 2.10.3, Site Area Emergency Classification on next page)

☐ 2.10.3 **IF** A Site Area Emergency Classification exists

**THEN** Initiate the following actions:

**NOTE:** If a follow-up message is due and an upgrade to a higher classification is declared, there is no need to complete the follow-up message. In this case, the offsite agencies must be notified that the pending follow-up is being superseded by an upgrade to a higher classification and information will be provided.

☐ A. **IF** An upgrade in classification occurs prior to or while transmitting initial message:

**THEN** Perform the following actions.

- Make the notification for the lesser emergency classification within 15 minutes
- Inform the agencies that an upgrade in classification will be coming
- Begin a new initial message for the higher classification and complete it within 15 minutes of its declaration {19}

**NOTE:** A change in Protective Action Recommendations (PARs) has a fifteen (15) minute notification requirement following determination of the new or revised PARs. {15}

☐ B. Notify counties/state within 15 minutes of event classification

☐ C. **IF** Condition A, Dam Failure (Keowee or Jocassee) exists

**THEN** Make the following protective action recommendations to

Oconee County and Pickens County for imminent/actual dam failure and include on the Emergency Notification Form under Section 5 (B) and (E):

1. Move residents living downstream of the Keowee Hydro Project dams to higher ground.
2. Prohibit traffic flow across bridges identified on your inundation maps until the danger has passed.

- ☐ D. Announce over the Plant Public Address System,  
"A(n)\_\_\_\_\_ (Emergency Classification Level) has been  
declared for \_\_\_\_\_ (affected Unit). The current plant condition is  
\_\_\_\_\_  
(stable, degrading, improving, what has occurred, etc.)
- ☐ E. Follow Up Notifications (updates) are required a minimum of every  
60 minutes.

<b>NOTE:</b> Notification to the NRC of Security events <u>is required</u> within 15 minutes of the initiation of the Security event. {17}
---

- ☐ F. Notify NRC of event classification/Security event.
- ☐ G. Start ERDS (TSC NRC Communicator - RP/0/B/1000/003A (ERDS  
Operation).
- ☐ H. Discuss, **OR** have the Assistant Emergency Coordinator discuss change in  
classification with SDEM and CDEM. {10}

	<u>NAME</u>	<u>TELEPHONE NUMBER</u>
SDEM	_____	9(803) 737-8500
1. <b>IF</b>	The SEOC has not been activated,	
	<b>THEN</b> Contact the CDEM to discuss plant status.	
	Oconee CDEM _____	9(864) 638-4200
	Pickens CDEM _____	9(864) 898-5943

- ☐ I. **IF** Condition A, Dam Failure (Keowee or Jocassee) exists  
**THEN REFER TO OR** have the Assistant Emergency Coordinator  
**REFER TO** Step 3.2. {10}

- NOTE:**
- Condition B for Keowee Hydro Project Dams/Dikes also requires notification of the Georgia Emergency Management Agency and National Weather Service. Remind the TSC Offsite Communicator to notify these agencies in addition to and after SC State, Oconee County, and Pickens County. {2}
  - Enclosure 4.7 provides a description of Condition A and B {9}

☐ J. **IF** Condition B at Keowee exists

**THEN** Notify **OR** have the Assistant Emergency Coordinator notify Hydro Central (refer to Section 6 of the Emergency Telephone Directory, Keowee Hydro Project Dam/Dike Notification).  
{4}{10}

☐ K. **IF** The site has sustained major damage

**THEN** Direct implementation of RP/0/B/1000/022, Procedure For Major Site Damage Assessment And Repair.

(Step 2.10.4, General Emergency Classification, on next page)

2.10.4 **IF** A General Emergency Classification exists,

**THEN** Initiate the following actions:

☐ A. Request TSC Dose Assessors to refer to RP/0/A/1000/024, Protective Action Recommendations, to determine protective actions.

☐ B. **IF** Condition A, Dam Failure (Keowee or Jocassee) exists,

**THEN** Make the following protective action recommendations to Oconee County and Pickens County for imminent/actual dam failure and include on the Emergency Notification Form under Section 5 (B) and (E):

1. Move residents living downstream of the Keowee Hydro Project dams to higher ground.
2. Prohibit traffic flow across bridges identified on your inundation maps until the danger has passed.

**NOTE:** A change in Protective Action Recommendations (PARs) has a fifteen (15) minute notification requirement following determination of the new or revised PARs. {15}

☐ C. Notify counties/state within 15 minutes of event classification

☐ D. Announce over the Plant Public Address System,

"A(n) \_\_\_\_\_ (Emergency Classification Level) has been declared for \_\_\_\_\_ (affected Unit). The current plant condition is \_\_\_\_\_  
(stable, degrading, improving, what has occurred, etc.)

☐ E. Follow Up Notifications (updates) are required a minimum of every 60 minutes.

**NOTE:** Notification to the NRC of Security events is required within 15 minutes of the initiation of the Security event. {18}

☐ F. Notify NRC of event classification/Security event.

☐ G. Start ERDS (TSC NRC Communicator - RP/0/B/1000/003A (ERDS Operation)).

- ☐ H. Discuss change in classification and Protective Action Recommendations with SDEM and/or CDEM. Provide any known information concerning conditions that would make evacuation dangerous.

	<u>NAME</u>	<u>TELEPHONE NUMBER</u>
SDEM	_____	9(803) 737-8500

1. **IF** The SEOC has not been activated,  
**THEN** Contact the CDEM to discuss plant status.

Oconee CDEM	_____	9(864) 638-4200
-------------	-------	-----------------

Pickens CDEM	_____	9(864) 898-5943
--------------	-------	-----------------

- ☐ I. **IF** Condition A, Dam Failure (Keowee or Jocassee) exists

**THEN** **REFER TO OR** have the Assistant Emergency Coordinator  
**REFER TO**, Step 3.2. {10}

- |  |
|--|
| <p><b>NOTE:</b></p> <ul style="list-style-type: none"> <li>• Condition B for Keowee Hydro Project Dams/Dikes also requires notification of the Georgia Emergency Management Agency and National Weather Service. Remind the TSC Offsite Communicator to notify these agencies in addition to and after SC State, Oconee County, and Pickens County. {2}</li> <li>• Enclosure 4.7 provides a description of Condition A and B. {9}</li> </ul> |
|--|

- ☐ J. **IF** Condition B at Keowee exists,

**THEN** Notify **OR** have the Assistant Emergency Coordinator notify Hydro Central (refer to Section 6 of the Emergency Telephone Directory, Keowee Hydro Project Dam/Dike Notification).  
{4}{10}

(Step 2.11 on next page)



**NOTE:** EOF Director will notify the Emergency Coordinator when the information has been received and establish a time for turnover. Turnover should be initiated **As Soon As Possible**. A goal of 30 minutes should be used to complete turnover after the EOF is declared *Operational*. {1}

☐ 2.11 Prepare for turnover with the EOF by performing the following:

2.11.1 Complete information in Enclosure 4.9, Emergency Coordinator Turnover Checklist.

2.11.2 Fax Enclosure 4.9 to the Charlotte EOF.

A. Provide Enclosure 4.9 to the TSC Offsite Communicator.

B. Request TSC Offsite Communicator to fax Enclosure 4.9 to the following number: 9-704-382-1825.

☐ 2.12 **When** notified by the EOF Director that the EOF is operational, notify the following TSC personnel to exchange information with their counterpart in the EOF.

<u>TSC</u>	<u>EOF Counterpart</u>
TSC Dose Assessment Liaison	Radiological Assessment Manager
TSC Offsite Communicator	Lead Off-Site Agency Communicator
TSC/EOF OPS Liaison	Accident Assessment Manager

☐ 2.13 When notified by the EOF Director, conduct turnover with the EOF.

☐ 2.13.1 Emergency Coordinator turnover to EOF Director complete.

EOF Activated \_\_\_\_\_ Time \_\_\_\_\_

☐ 2.13.2 Request NRC Communicator to notify the NRC EOC that the EOF is activated.

☐ 2.13.3 Make announcement to TSC/OSC that EOF is activated.

{6}

### 3. Subsequent Actions

- 3.1 **IF** A Loss of Power, loss of SDS or other event occurs in which plant parameter data is unavailable

**THEN** Perform the following actions:

- ☐ 3.1.1 Locate copy(s) of the Plant Parameter Data Sheets for the affected units(s) in the procedure cart.
- ☐ 3.1.2 Request Operations Superintendent have someone manually collect plant parameter data from the Control Room(s) approximately every 15 minutes.
- ☐ 3.1.3 Provide plant parameter data to NRC Communicator, Engineering and anyone else who needs this information. {16}

- ☐ 3.2 **IF** Condition A, Dam Failure (Keowee or Jocassee) exists

**THEN** Perform **OR** have the Assistant Emergency Coordinator perform the following actions: {10}

- 3.2.1 **IF** Early Dismissal of non-essential site personnel has **NOT** occurred

**THEN** Notify OSC to implement RP/0/A/1000/010, Procedure For Emergency Evacuation/Relocation of Site Personnel.

- ☐ 3.2.2 Notify Hydro Central if Keowee Personnel are relocated to the OSC. {4}
- ☐ 3.2.3 Notify Hydro Central and provide information related to the event. Refer to Section 6 of the Emergency Telephone Directory. {4}

**NOTE:** A loss of offsite communications capabilities (Selective Signaling and the WAN) could occur within 1.5 hours after Keowee Hydro Dam failure. Rerouting of the fiber Optic Network through Bad Creek should be started **AS SOON AS POSSIBLE**.

- ☐ 3.2.4 **IF** The EOF is **NOT** activated

**THEN** Notify Telecommunications group in Charlotte to begin rerouting the Oconee Fiber Optic Network. Refer to Selective Signaling section of the Emergency Telephone Directory (page 8).

- ☐ 3.2.5 Ensure Operations has dispatched operators to the SSF and established communications.

□ 3.2.6     **WHEN**     It is time for shift relief/turnover

**THEN**     Coordinate orderly shift change of TSC Staff, maintaining oversight, decorum and noise levels.

1. Ensure turnover of TSC EC responsibilities includes the following:

- Review of event timeline (what occurred when and if known why)
- Review of command and control responsibilities (who is responsible for):
  - Classifications and declarations (also what EAL currently in)
  - State and Local Notifications (and when last done, when next due)
  - NRC Communications (and when last done, when next due)
  - PARs (and Status, any made, any in progress)
  - Accountability (status, any missing)
  - Evacuations (any done, any in progress)
  - Damage repairs in progress and/or completed.
- Review of staffing issues/concerns
- Review of release status
- Review core damage status
- Review any SAMGs, OSAGs, EOPs in progress

2. Make a PA announcement to the TSC and OSC stating the following:

"Attention in the TSC/OSC, This is \_\_\_\_\_(your name). I have assumed the TSC Emergency Coordinator as of \_\_\_\_\_(time)."

3. Notify State and Local agencies as well as NRC of the change in TSC EC.

□ 3.3     **IF**     A Security event occurs or is suspected

**THEN**     Refer to Enclosure 4.10 for guidance on managing the Security event.

- ☐ 3.4 Periodically evaluate with TSC personnel the need to conduct evacuation. Log the status of this action on the TSC Status Board.

**NOTE:**

- Twenty-four (24) hour staffing **must** be accomplished prior to personnel being evacuated from the site per RP/0/A/1000/010 (Procedure for Emergency Evacuation/Relocation of Site Personnel).
- Determine if personnel with special radiological exposure limits need to be evacuated (e.g.; declared pregnant women, personnel with radio-pharmaceutical limitations).

- ☐ 3.4.1 Consider the following for making Site Evacuation decisions:
- Alert - Evaluate actual plant conditions and determine if Early Dismissal of non-essential site personnel is the prudent thing to do.
  - Site Area Emergency - consider evacuation/relocation of non-essential site personnel. World of Energy personnel should be evacuated at the same time as non-essential personnel.
  - General Emergency - evacuate all non-essential personnel.
  - Notify the EOF anytime personnel are relocated on site or evacuated from the site.

**WARNING:** Use of the Outside Air Booster Fans during a Security Event may introduce incapacitating agents into the Control Room.

{5}

- ☐ 3.5 Periodically evaluate the need to operate the outside air booster fans (Control Room Pressurization and Filter System - CRVS) with TSC personnel. Log status of this system on the TSC Status Board.

**NOTE:**

- Outside air booster fans are used to provide positive pressure in the Control Room/TSC/OSC to prevent smoke, toxic gas, or radioactivity from entering the area as required by NUREG 0737, Control Room Habitability.
- Chlorine Monitor Alarm will either stop the outside air booster fans **OR** will not allow them to start.

- ☐ 3.5.1 **IF** Smoke/toxic gas in the Turbine Building or Auxiliary Building is expected to reach the Control Room

**THEN** Instruct the Control Room to turn **ON** the outside air booster fans.

Fans On \_\_\_\_\_ Time \_\_\_\_\_

- ☐ A. Request OSC to verify operability of the Control Room Ventilation System per OP/0/A/1104/019 (Control Room Ventilation System).

- ☐ 3.5.2     **IF**        RIA-39 is in **Alarm**
- THEN**    Verify that the Control Room has turned on the outside air booster fans.
- ☐ A.    Request OSC to verify operability of the Control Room Ventilation System per OP/0/A/1104/019 (Control Room Ventilation System).
- ☐ B.    Request backup air sample from the OSC to verify RIA alarm
- ☐ C.    **IF**        Air sample determines that RIA-39 alarm is not valid
- THEN**    Secure outside air booster fans.
- ☐ D.    **IF**        Air sample determines that RIA-39 alarm is valid
- THEN**    Isolate the source of airborne contamination to the Control Room/TSC/OSC.
- ☐ E.    **IF**        Dose levels in the Control Room/TSC/OSC are being increased by the addition of outside filtered air
- THEN**    Secure outside air booster fans.
- Fans Off \_\_\_\_\_      Time \_\_\_\_\_
- ☐ 3.6     Periodically evaluate the need to activate the Alternate TSC and/or OSC.
- ☐ 3.6.1     **IF**        Activation of the Alternate TSC and/or OSC is required
- THEN**    **REFER TO** Step 2.0 of Enclosure 4.6 (Alternate TSC and/or OSC Activation). {31}
- ☐ 3.6.2     Notify the EOF Director once relocation to the Alternate TSC is completed.
- Ensure continuous accountability of personnel when using the Alternate TSC and/or OSC. {31}

**NOTE:** The NRC will send a response team to the site at a Site Area or General Emergency Classification.

- ☐ 3.7     **IF**     An NRC team is enroute,
  - THEN**     Assign a qualified Emergency Coordinator to be the NRC Site Coordinator for the arriving NRC team.     {23}
- ☐ 3.7.1     Notify NRC Site Coordinator to report to the TSC for an update on plant conditions.
  - A.   Record NRC Site Coordinator's name on Enclosure 4.4 (NRC Site Team Response Form).
  - B.   Brief NRC Site Coordinator on current plant conditions.
- ☐ 3.7.2     Provide Enclosure 4.4 (NRC Site Team Response Form), to the TSC NRC Communicator.
  - A.   Instruct TSC NRC Communicator to complete Steps 1.2 – 1.5 of Enclosure 4.4 (NRC Site Team Response Form).
- ☐ 3.7.3     Notify OSC Manager and request RP Manager and Security to implement actions required to process NRC Site Team.
- ☐ 3.8     Provide periodic updates to the EOFD concerning plant status. Request the EOFD to provide dose assessment and field monitoring data to the TSC on a periodic basis.
- ☐ 3.8.1     **IF**     Failed Fuel Condition Two (2) has been determined,
  - THEN**     Immediately notify the EOFD.
    - A.   Failed Fuel Condition Two (2) requires additional Protective Action Recommendations.
- ☐ 3.9     Authorize exposure greater than normal operating limits for planned equipment repair missions and/or emergency lifesaving missions.
  - 3.9.1     Approval may be either verbal or written.
  - 3.9.2     This authority may be delegated to the RP Manager in the OSC.
- ☐ 3.10     Update TSC and OSC personnel approximately every 30 minutes on the Emergency Classification and plant status via the TSC/OSC public address system. (Timer is available in the Emergency Procedures Cart.)

- NOTE:**
1. During declared emergencies, Duke Energy does **NOT** need to meet Fatigue Work Rule Hour Controls. Once the declared emergency or the unannounced drill has been terminated, ALL HOURS worked during the declared emergency will be included in future work hour calculations, including the determination of minimum breaks between shifts.
  2. Consider hours previously worked prior to ERO activation in determining shift turnover schedules for 24 hour staffing. {28}

- ☐ 3.11 Establish **OR** have the Assistant Emergency Coordinator/Emergency Planner establish twenty-four (24) hour staffing and have the Managers prepare as needed. {10}

3.11.1 TSC Personnel Log Sheets (Enclosure 4.3) are to be used for this purpose.

**NOTE:** Long term use of the SFP as a makeup source will deplete the SFP inventory. Engineering has evaluated and approved the following method for refilling of the SFP with filtered lake water.

- ☐ 3.12 **IF** Offsite fire apparatus is needed to provide water to the Spent Fuel Pool

**THEN** Request the EOFD to contact the Oconee CDEM to provide sufficient fire apparatus (at least 3 pumper trucks of 1000 gpm, or greater capacity) to Oconee Nuclear Site (If available, Keowee Ebenezer, Corinth Shiloh, or Keowee Rural Volunteer Fire Departments should be requested to provide support).

- ☐ 3.12.1 Provide the OSC Manager with the following information and request support from the OSC:
- Fire apparatus is being dispatched from Oconee County to provide water to the Spent Fuel Pool
  - Request Security Liaison to have Security Officers meet the fire apparatus at the determined site entrance
  - Request Maintenance Manager to initiate AM/0/A/3009/012A (Emergency Plan For Refilling Spent Fuel Pool).

- NOTE:**
- 10CFR50.54(x) allows for reasonable actions that depart from a License Condition or Technical Specification to be performed in an emergency when this action is immediately needed to protect the health and safety of the public and no action consistent with the License Condition or Technical Specification that can provide adequate or equivalent protection is immediately apparent.
  - 10CFR50.54(y) requires approval of any 10CFR50.54(x) actions by a Licensed Senior Operator or anyone more senior in the reporting chain (such as EC).
  - Implementation of Oconee Severe Accident Guidelines (OSAG) requires the use of 10CFR50.54(x) and (y) provisions.

- ☐ 3.13 **IF** Plant conditions require a decision to implement 10CFR50.54(x)
- THEN** Perform the following steps:
- ☐ 3.13.1 Document decision and actions taken in the affected units log.
- ☐ 3.13.2 Document decision and actions taken in the Control Room Emergency Coordinator Log.

**NOTE:** NRC must be notified of any 10CFR50.54(x) decisions and actions within one (1) hour.

- ☐ 3.13.3 Request Control Room/TSC NRC Communicator to report decision and actions taken to the NRC.

**NOTE:** 10CFR50.72 requires NRC notification for specific plant conditions.

- ☐ 3.14 **IF** Plant conditions require NRC notification under 10CFR50.72,
- THEN** Request the Control Room/TSC NRC Communicator to provide this notification using the guidance in OMP 1-14, (Notifications).
- ☐ 3.15 **IF** Notified by the EOF of a change in emergency classification,
- THEN** Request the Control Room/TSC NRC Communicator to notify the NRC of the change.
- ☐ 3.16 **IF** A LOCA exists inside containment,
- THEN** Request the Operations Superintendent to have Operations personnel refer to OP/0/A/1104/019 (Control Room Ventilation System) to verify proper operation of the Control Room Ventilation System. {3}



- 3.17 **IF** Restoring power from a LOOP event.

**THEN** Have Engineering Manager notify Accident Assessment in the EOF to assess the risk significance of power restoration for potential risk. {24}
- 3.18 Announce SAMG transition to TSC/OSC/EOF personnel so proper signage can be displayed with current plant conditions. {6}
- 3.19 Establish a Recovery Organization (Section M of the ONS Emergency Plan, Volume A, located in the Operations Shift Manager's office) once the emergency has been terminated.

  - 3.19.1 Request the OSC Manager to review Section M of the Emergency Plan (Volume 17A is located in Unit 3 Library located next to U3 Control Room) to begin preparation for recovery.
  - 3.19.2 Implement RP/0/B/1000/027, Re-entry Recovery Procedure.
  - 3.19.3 Announce the following in TSC/OSC:
 

"Covered workers need to ensure that all hours worked during an augmentation drill or declared emergency are entered into EmpCenter prior to leaving site. Supervisors should consider the need to initiate a waiver in EmpCenter per NSD-200, Section 200.8." {28}
- 3.20 Emergency Planning Section shall be responsible for completing all Procedure Process Records of Emergency Plan Implementing procedures initiated by the TSC.
- 3.21 Ensure TSC is returned to ready condition for next drill or actual event.

  - 3.21.1 Ensure **OR** have the Assistant Emergency Coordinator/Emergency Planner ensure TSC PA override switch is put in the **OFF** position. {8}{10}
  - 3.21.2 Direct completion of inventory PT/0/B/2000/008, Procedure to Verify the Availability of Supplies and Equipment in the Emergency Response Facilities, and provide to EP.

#### **4. Enclosures**

- 4.1 Operations Shift Manager to TSC Emergency Coordinator Turnover Sheet
- 4.2 Emergency Preparedness Acronyms
- 4.3 TSC Personnel Log
- 4.4 NRC Site Team Response Form
- 4.5 Emergency Classification Termination Criteria
- 4.6 Alternate TSC and/or OSC Activation
- 4.7 Keowee Hydro Project Dams/Dikes - Condition A/B Descriptions {9}
- 4.8 Assistant Emergency Coordinator/Emergency Planner Delegated Procedure Steps {10}
- 4.9 Emergency Coordinator Turnover Checklist
- 4.10 Guidelines for Managing a Security Event {17}
- 4.11 References

## OSM Emergency Coordinator Log/Turnover Sheet

Unit 1			Unit 2			Unit 3		
Rx Power	RCS Pressure	RCS Temp.	Rx Power	RCS Pressure	RCS Temp.	Rx Power	RCS Pressure	RCS Temp.
Auxiliary Power From		ES Channels Actuated	Auxiliary Power From		ES Channels Actuated	Auxiliary Power From		ES Channels Actuated
Jobs In Progress:			Jobs In Progress:			Jobs In Progress:		
Major Equipment Out of Service:			Major Equipment Out of Service:			Major Equipment Out of Service:		
ERDS Activated? Yes/No CR Booster Fans On? Yes/No			ERDS Activated? Yes/No			ERDS Activated? Yes/No CR Booster Fans On? Yes/No		

Abnormal/Emergency Procedures Currently In Progress			
Emergency Response Procedures in Progress	Yes	No	List Any EOP/APs In Progress
RP/0/B/1000/002 (Control Room Emergency Coordinator Procedure)	✓		
RP/0/B/1000/016 (Medical Response)			
RP/0/B/1000/017 (Spill Response)			
RP/0/B/1000/022 (Major Site Damage)			
RP/0/B/1000/029 (Fire Brigade)			
RP/0/A/1000/009 (Procedure For Site Assembly)			
RP/0/A/1000/010 (Emergency Evacuation/Relocation of Site Personnel)			
Emergency Dose Limits for AP/EOP actions in effect?*			

\* If yes, implementation of emergency worker exposure limits must be announced over Public Address System. {3}

**IF** Condition A, Dam Failure, has been declared for Keowee Hydro Project,

**THEN** Provide the following information to the TSC Emergency Coordinator:

- Status of Offsite Agency Notifications \_\_\_\_\_
- Recommendations made to offsite agencies \_\_\_\_\_
- Status of relocation of site personnel \_\_\_\_\_

Status for answering 4911 emergency phone calls: Remains in Control Room \_\_\_\_\_ Responsibility of Op's in OSC \_\_\_\_\_

Status of Site Assembly (Needed only if after hours, holidays, or weekends) \_\_\_\_\_

Time Next message is due to Offsite Agencies \_\_\_\_\_ (Attach all completed Emergency Notification Forms)

Emergency Coordinator/TSC \_\_\_\_\_ OSM \_\_\_\_\_

Time of Turnover \_\_\_\_\_

**Enclosure 4.2**  
**Emergency Preparedness Acronyms**

RP/0/A/1000/019  
Page 1 of 1

**1. Emergency Preparedness Acronyms**

<b>CDEM</b>	County Director of Emergency Management
<b>EC</b>	Emergency Coordinator
<b>EOF</b>	Emergency Operations Facility
<b>EOFD</b>	Emergency Operation Facility Director
<b>ETS</b>	Emergency Telephone System
<b>LEC</b>	Law Enforcement Center
<b>NRC</b>	Nuclear Regulatory Commission
<b>EOC</b>	Emergency Operations Center
<b>OSC</b>	Operational Support Center
<b>PAR</b>	Protective Action Recommendation
<b>SCC</b>	State/County Communicator
<b>SDEM</b>	State Director of Emergency Management
<b>SEOC</b>	State Emergency Operations Center
<b>SWP</b>	State Warning Point
<b>TSC</b>	Technical Support Center

**Enclosure 4.3**  
**TSC Personnel Log**

RP/0/A/1000/019  
Page 1 of 2

DATE: \_\_\_\_\_

PRIMARY					RELIEF		
POSITION	NAME (Last, First, MI)	EMPLOYEE ID	TIME IN AT TSC	SHIFT SCHEDULE	NAME (Last, First, MI)	EMPLOYEE ID	SHIFT SCHEDULE
Emergency Coordinator**							
Offsite Communicator**							
Dose Assessment Liaison*							
Nuclear Engineering**							
Tech Assist to EC (Mech Engineer)**							
Asst. Emergency Coordinator							
Operations Superintendent							
TSC/OSC Liaison							

\*\* 75 Minute Responder

**Enclosure 4.3**  
**TSC Personnel Log**

RP/0/A/1000/019  
Page 2 of 2

PRIMARY					RELIEF		
POSITION	NAME (Last, First, MI)	EMPLOYEE ID	TIME IN AT TSC	SHIFT SCHEDULE	NAME (Last, First, MI)	EMPLOYEE ID	SHIFT SCHEDULE
TSC/OSC Liaison Support							
Engineering Manager							
NRC Communicator (ENS)							
Dose Assessors							
Engineering Mgr. Assistant							
Operations Superintendent Assistant							
Operations Interface Manager							
Emergency Planning							
Community Relations (WOE)							
Local I/T							
Process Systems							

**Enclosure 4.4**  
**NRC Site Team Response Form**

**RP/0/A/1000/019**  
**Page 1 of 1**

**1. NRC Site Team Response Form**

1.1 NRC Site Coordinator \_\_\_\_\_  
(name)

1.2 NRC Site Team Personnel Information:

NAME	SOCIAL SECURITY NUMBER
_____	_____
_____	_____
_____	_____
_____	_____
_____	_____
_____	_____
_____	_____
_____	_____
_____	_____

1.3 Estimated Time of Arrival (ETA): \_\_\_\_\_  
\_\_\_\_\_  
\_\_\_\_\_

1.4 Mode of Transportation: \_\_\_\_\_

Check Point: Hwy 130 - Main Station/WOE Entrance (Check Point 2)  
(Circle One)  
Hwy 183 - Intake Owner Controlled Area (OCA) Gate (Check Point 3)  
Hwy 183 - Complex/Branch OCA Gate (Check Point 1)

1.5 Fax this form to OSC and Security using Speed Dial 031 or One-Touch Dial Code 31.

1.6 GET and BBA Requirements Waived:

RP Manager \_\_\_\_\_ Date \_\_\_\_\_

**Enclosure 4.5**  
**Emergency Classification Termination**  
**Criteria**

RP/0/A/1000/019  
Page 1 of 1

**IF**            The following guidelines applicable to the present emergency condition have been met or addressed,

**THEN**        An emergency condition may be considered resolved when:

- ☐ 1.1    Existing conditions no longer meet the existing emergency classification criteria and it appears unlikely that conditions will deteriorate further.
- ☐ 1.2    Radiation levels in affected in-plant areas are stable or decreasing to below acceptable levels.
- ☐ 1.3    Releases of radioactive material to the environment greater than Technical Specifications are under control or have ceased.
- ☐ 1.4    The potential for an uncontrolled release of radioactive material is at an acceptably low level.
- ☐ 1.5    Containment pressure is within Technical Specification requirements.
- ☐ 1.6    Long-term core cooling is available.
- ☐ 1.7    The shutdown margin for the core has been verified.
- ☐ 1.8    A fire, flood, earthquake, or similar emergency condition is controlled or has ceased.
- ☐ 1.9    Offsite power is available per Technical Specification requirements.
- ☐ 1.10   All emergency action level notifications have been completed.
- ☐ 1.11   The Area Hydro Manager has been notified of termination of Condition B for Keowee Hydro Project.
- ☐ 1.12   The Regulatory Compliance Section has evaluated plant status with respect to Technical Specifications and recommends Emergency Classification termination.
- ☐ 1.13   Emergency terminated. Request the TSC Offsite Communicator to complete an Emergency Notification Form for a Termination Message using guidance in RP/0/A/1000/015B (Offsite Communications From The Technical Support Center), and provide information to offsite agencies.

Date/Time of Termination: \_\_\_\_\_ / \_\_\_\_\_      Emergency Coordinator Initials: \_\_\_\_\_

- Return to Step 2.10.1.G.1



**1. Activation of the Alternate TSC prior to completion of turnover with the OSM**

- ☐ 1.1 Request OSC Manager/SPOC Supervisor to initiate steps to setup the Alternate TSC located in RP/0/A/1000/025 (OSC Manager Procedure).
- ☐ 1.2 Request TSC Technical Assistant to Emergency Coordinator (or designee) to announce over the plant PA that the Alternate TSC is being activated.
- ☐ 1.3 Relocate TSC personnel except for the following to the Alternate TSC, Room 316 of the Oconee Office Building:
  - ☐ 1.3.1 TSC Offsite Communicator (1)
  - ☐ 1.3.2 TSC Technical Assistant to Emergency Coordinator
  - ☐ 1.3.3 Emergency Planning (if available)
- ☐ 1.4 Return to Step 2.2 of this procedure and complete turnover with the OSM.
  - ☐ 1.4.1 Report to the Alternate TSC with remaining support personnel after completion of turnover.

## **2. Activation of the Alternate TSC and/or OSC**

- ☐ 2.1 Direct the TSC/OSC Liaison to inform the OSC Manager of the need to relocate the following emergency response facilities:

\_\_\_\_\_ TSC  
\_\_\_\_\_ OSC  
\_\_\_\_\_ TSC and OSC

- ☐ 2.2 Provide guidance on best available route to personnel being relocated to the Alternate TSC and/or the OSC.

2.2.1     **IF**       A radiological release is in progress

**THEN** Direct the TSC/OSC Liaison to request RP to determine the best available route to the Alternate TSC and/or the OSC.

- ☐ 2.3 Direct the following TSC personnel to report to the Alternate TSC to assist with setup of the facility and establish communications with the TSC: (OSC steps are listed in RP/0/A/1000/025, OSC Manager Procedure)

\_\_\_\_\_ (1) TSC Offsite Communicator  
\_\_\_\_\_ (1) Dose Assessor  
\_\_\_\_\_ Ops Superintendent Assistant  
\_\_\_\_\_ TSC/OSC Liaison Technical Assistant

- ☐ 2.4 Direct the TSC NRC Communicator to inform the NRC that the Alternate TSC is being activated.
- ☐ 2.5 Direct the remaining TSC personnel to report to the Alternate TSC.
- ☐ 2.6 Inform the EOF Director that the Alternate TSC is being activated and that TSC personnel including the Emergency Coordinator are enroute to that facility.
- ☐ 2.7 Return to Step 3.6.2 of this procedure after reporting to the Alternate TSC.

**Keowee Hydro Project Dams/Dikes -  
Condition A/B Descriptions**

- NOTE:**
- Duke Energy Company Hydro Group personnel are responsible for evaluation/inspection of Keowee Hydro Project Dams/Dikes **AND** determining if a Condition A or B exists.
  - Duke Energy Company Hydro Group personnel will communicate the results of evaluations/inspections to the Keowee Hydro Operator. The Keowee Hydro Operator will notify the OSM.

**1. Condition A - Failure is Imminent or has occurred**

A failure at the dam/dike has occurred or is about to occur.

**2. Condition B - Potentially Hazardous Situation is developing**

A situation where failure may develop, but preplanned actions taken during certain events (e.g., major flood, earthquakes, evidence of piping) may prevent or mitigate failure.

The following situations will result in a Condition B determination/declaration:

- Reservoir elevation at Keowee Hydro Station is 805 ft msl with all spillway gates open and lake elevation continuing to rise.
- Situations involving earth dam or abutments as follows:
  - a) Large increase or decrease in seepage readings **OR** seepage water is carrying a significant amount of soil particles;
  - b) New area of seepage or wetness, with large amounts of seepage water observed on dam, dam toe, or the abutments;
  - c) A slide or other movement of the dam or abutments which could develop into a failure.
- Developing failure involving the powerhouse or appurtenance structures is highly irregular to the point where the operator feels safety of the structures is questionable.
- Developing failure involving the concrete spillway or bulkhead is unusual and the safety of the structure is questionable.
- Any other situation involving plant structures which shows the potential for a developing failure.

**Assistant Emergency Coordinator/Emergency  
Planner Delegated Procedure Steps**

**1. Perform the following procedure steps at the direction of the TSC Emergency Coordinator:**

<b>Assistant Emergency Coordinator</b>	<b>Emergency Planner</b>
<input type="checkbox"/> 2.1	<input type="checkbox"/> 2.1
<input type="checkbox"/> 2.1.4	<input type="checkbox"/> 2.1.4
<input type="checkbox"/> 2.1.5	<input type="checkbox"/> 2.1.5
<input type="checkbox"/> 2.1.6	<input type="checkbox"/> 2.1.6
<input type="checkbox"/> 2.4	<input type="checkbox"/> 2.4
<input type="checkbox"/> 2.6	<input type="checkbox"/> 2.6
<input type="checkbox"/> 2.7	<input type="checkbox"/> 2.7
<input type="checkbox"/> 2.8	<input type="checkbox"/> 2.8
<input type="checkbox"/> 2.10.1.C	<input type="checkbox"/> 3.11
<input type="checkbox"/> 2.10.1.D	<input type="checkbox"/> 3.21.1
<input type="checkbox"/> 2.10.2.E	
<input type="checkbox"/> 2.10.2.F	
<input type="checkbox"/> 2.10.3.F	
<input type="checkbox"/> 2.10.3.G	
<input type="checkbox"/> 2.10.3.H	
<input type="checkbox"/> 2.10.4.H	
<input type="checkbox"/> 2.10.4.I	
<input type="checkbox"/> 3.1	
<input type="checkbox"/> 3.11	
<input type="checkbox"/> 3.21.1	

## Enclosure 4.9

RP/0/A/1000/019

## Emergency Coordinator Turnover Checklist

Page 1 of 2

( ) CATAWBA

( ) MCGUIRE

( ) OCONEE

UNIT(S) AFFECTED:

( ) Unit 1

( ) Unit 2

( ) Unit 3

{8}

GENERAL	Pressure	Power Level	Reactor Coolant Temperature	Reactor Coolant	
	DATE: _____	U-1 _____	_____	_____	
	TIME: _____	U-2 _____	_____	_____	
		U-3 _____	_____	_____	
EMERGENCY CLASSIFICATION	NOUE DECLARED AT: _____		TSC ACTIVATED AT: _____		
	ALERT DECLARED AT: _____		EOF ACTIVATED AT: _____		
	SAE DECLARED AT: _____				
	G.E. DECLARED AT: _____				
	REASON FOR EMER CLASS: _____				
SITE ASSEMBLY SITE EVACUATION		YES	NO	TIME	LOCATION OR COMMENTS
	SITE ASSEMBLY	_____	_____	_____	_____
	SITE EVAC. (NON-ESSEN.)	_____	_____	_____	_____
	SITE EVAC. (ESSENTIAL)	_____	_____	_____	_____
	OTHER OFFSITE AGENCY INVOLVEMENT	_____	_____	_____	_____
	MEDICAL	_____	_____	_____	_____
	FIRE	_____	_____	_____	_____
	POLICE/SHERIFF	_____	_____	_____	_____
RADIOLOGICAL		NUMBER ASSEM.		NUMBER DEPLOYED	
	FIELD MON. TEAMS	_____		_____	
			ZONES EVACUATED		ZONES SHELTERED
	OFFSITE PARS	_____		_____	
	RELEASE IN PROGRESS	YES ( )	NO ( )		KI (General Public) Yes ( ) No ( )
	RELEASE PATHWAY	_____			
	CONTAINMENT PRESSURE	_____	PSIG		
	WIND DIRECTION	_____	WIND SPEED	_____	
OFFSITE COMMUNICATIONS		NUMBER		TIME	
	LAST MESSAGE SENT:	_____		_____	
	NEXT MESSAGE DUE:	_____		_____	
NOTE: EOF COMMUNICATION CHECKS SHOULD BE COMPLETED PRIOR TO ACTIVATING THE EOF.					
OTHER NOTES RELATED TO THE ACCIDENT/EVENT/PLANT EQUIPMENT FAILED OR OUT OF SERVICE					
_____					
_____					
_____					

## Emergency Coordinator Turnover Checklist

			Job Aid		(8)
			AVAILABLE	NOT AVAILABLE	COMMENTS
SG HEAT REMOVAL	CATAWBA/McGUIRE	OCONEE			
	AFW (CA) TRAIN A	EFDW TRAIN A			
	AFW (CA) TRAIN B	EFDW TRAIN B			
	TD AFW TRAIN	TDEFDW			
ECCS	NV TRAIN A	HPI TRAIN A			
	NV TRAIN B	HPI TRAIN B			
	NI TRAIN A				
	NI TRAIN B				
	ND TRAIN A	LPIP TRAIN A			
	ND TRAIN B	LPIP TRAIN B			
	STANDBY MU WATER PMP				
COOLING WATER	KC TRAIN A	UNIT 1 CC			
	KC TRAIN B	UNIT 2 CC			
		UNIT 3 CC			
	RN TRAIN A	UNIT 1 & 2 LPSW			
	RN TRAIN B	UNIT 3 LPSW			
POWER SYSTEMS	BUSLINE A	MAIN FEEDER BUS			
	BUSLINE B	STANDBY BUS			
	DG A	KEOWEE 1			
	DG B	KEOWEE 2			
	SATA	CT4			
	SATB	CT5			
	TRAIN A DC POWER	DC POWER			
	TRAIN B DC POWER				
	SSF DG	SSF DG			
CONTAINMENT	CONT. SPRAY TRAIN A	RBS TRAIN A			
	CONT. SPRAY TRAIN B	RBS TRAIN B			
	H <sup>2</sup> IGNITERS TRAIN A				
	H <sup>2</sup> IGNITERS TRAIN B				
	CONT. AIR RETURN FANS TRAIN A	A RBCU			
	CONT. AIR RETURN FANS TRAIN B	B RBCU			
		C RBCU			
	CONT. ISOL. TRAIN A	ES 1&2			
	CONT. ISOL. TRAIN B	ES 5&6			

Note: This form is not required for TSC/EOF Turnover. It is made available as a job aid only and can be used for other activities (e.g., Briefing the NRC)

**Enclosure 4.10**  
**Guidelines for Managing A Security Event**

RP/0/A/1000/019  
Page 1 of 1

{17}

**NOTE:** This enclosure is to be used as guidance for responding to a Security event and should be considered only an aid in managing the incident. Not all actions are applicable to all Security events nor should only these actions be considered. Only actions that are applicable and feasible should be implemented.

- ☐ 1. Establish communications with Security. Consider having a member of Security relocate to the TSC.
- ☐ 2. Evaluate the need to lock Control Room doors and or perimeter doors to buildings inside the protected area to control access and egress.
- ☐ 3. Evaluate the need to implement the two-person rule (line-of-sight).
- ☐ 4. Prioritize critical plant equipment which must be protected and be prepared to provide this information to Security.
- ☐ 5. Evaluate the need to man the SSF based on Security recommendations.
  - Consider need for emergency start of SSF diesel.
- ☐ 6. Review AP/1,2,3/A/1700/040, Aircraft Threat, procedures.
- ☐ 7. Consideration should be given to tripping the unit(s) if it is determined that there is an imminent/impending and credible threat to the site which may include:
  - Imminent loss of Control Room due to adversarial actions
  - Notification by NRC/NORAD of imminent aircraft threat
  - Entry into the Auxiliary or Containment Buildings by adversaries
- ☐ 8. Consider staging of offsite fire department and/or EMS.

**References**

1. PIP O-98-04996
2. PIP O-99-00743
3. PIP O-01-01395
4. PIP O-01-03460
5. PIP O-01-03696
6. PIP O-02-00264
7. PIP O-02-03705
8. PIP O-02-07089
9. PIP-O-03-02447
10. PIP-O-03-04975
11. PIP-O-04-04755
12. PIP-O-05-01642
13. PIP-O-05-02980
14. PIP-O-05-03349
15. PIP O-05-06827
16. PIP O-06-0884
17. PIP O-06-05641
18. PIP O-05-04697
19. PIP G-07-0127
20. PIP O-07-01590
21. PIP O-07-05157
22. PIP O-07-06549
23. PIP O-07-06992
24. PIP C-06-08633



- 25. PIP G-11-1389
- 26. PIP G-12-1530
- 27. PIP O-12-3002
- 28. PIP C-12-3794
- 29. PIP O-07-5228
- 30. PIP O-09-5976
- 31. PIP O-13-8641

## §50.54(q) Screening Evaluation Form

**Activity Description and References:** TSC Emergency Coordinator Procedure,  
RP/0/A/1000/019, rev 004**BLOCK 1**

See attached sheet for all changes pertaining to this procedure.

**Activity Scope:****BLOCK 2**

- ☒ The activity is a *change* to the *emergency plan*
- ☐ The activity is not a *change* to the *emergency plan*

**Change Type:****BLOCK 3****Change Type:****BLOCK 4**

- ☐ The change is editorial or typographical
- ☒ The change is not editorial or typographical
- ☐ The change does conform to an activity that has prior approval
- ☒ The change does not conform to an activity that has prior approval

**Planning Standard Impact Determination:****BLOCK 5**

- ☐ §50.47(b)(1) – Assignment of Responsibility (Organization Control)
- ☒ §50.47(b)(2) – Onsite Emergency Organization
- ☐ §50.47(b)(3) – Emergency Response Support and Resources
- ☐ §50.47(b)(4) – **Emergency Classification System\***
- ☐ §50.47(b)(5) – **Notification Methods and Procedures\***
- ☐ §50.47(b)(6) – Emergency Communications
- ☐ §50.47(b)(7) – Public Education and Information
- ☐ §50.47(b)(8) – Emergency Facility and Equipment
- ☐ §50.47(b)(9) – **Accident Assessment\***
- ☐ §50.47(b)(10) – **Protective Response\***
- ☐ §50.47(b)(11) – Radiological Exposure Control
- ☐ §50.47(b)(12) – Medical and Public Health Support
- ☐ §50.47(b)(13) – Recovery Planning and Post-accident Operations
- ☐ §50.47(b)(14) – Drills and Exercises
- ☐ §50.47(b)(15) – Emergency Responder Training
- ☐ §50.47(b)(16) – Emergency Plan Maintenance

**\*Risk Significant Planning Standards**

- ☐ The proposed activity does not impact a Planning Standard

**Commitment Impact Determination:****BLOCK 6**

- ☐ The activity does involve a site specific EP commitment  
Record the commitment or commitment reference: \_\_\_\_\_
- ☒ The activity does not involve a site specific EP commitment

**Results:****BLOCK 7**

- ☐ The activity can be implemented without performing a §50.54(q) effectiveness evaluation
- ☒ The activity cannot be implemented without performing a §50.54(q) effectiveness evaluation

Preparer Name:  
John Kaminski

Preparer Signature/

Date:

Reviewer Name:  
Don Crowl

Reviewer Signature

Date:

## §50.54(q) Effectiveness Evaluation Form

**Activity Description and References:** TSC Emergency Coordinator Procedure, RP/0/A/1000/019, rev 004

**BLOCK 1****Activity Type:****BLOCK 2**

- ☐ The activity is a *change* to the *emergency plan*  
☒ The activity affects implementation of the *emergency plan*, but is not a *change* to the *emergency plan*

**Impact and Licensing Basis Determination:****BLOCK 3**Licensing Basis:

1. **10CFR50.47.b (2)** On-shift facility licensee responsibilities for emergency response are unambiguously defined, adequate staffing to provide initial facility accident response in key functional areas is maintained at all times, timely augmentation of response capabilities is available and the interfaces among various onsite response activities and offsite support and response activities are specified.

2. **NUREG 0654II.B.6.** Each licensee shall specify the interfaces between and among the onsite functional areas of emergency activity, licensee headquarters support, local services support, and State and local government response organization. This shall be illustrated in a block diagram and shall include the onsite technical support center and the operational support (assembly) center and the licensee's near-site Emergency Operations Facility.

3. **ONS E Plan Section B.1.** Emergency Response Organization Figures B-1 through B-6 shows the Oconee Nuclear Site Emergency Response Organization that would be established during an incident along with the duties the different groups would assume. Designation of personnel to the Emergency Response organization is determined by the particular job expertise of an individual. This assures that these personnel are qualified to carry out their responsibilities during an emergency. The normal staffing assignments at the Oconee Nuclear Site include emergency response responsibilities. See Figures B- 10 for emergency responsibilities for designated groups. The Emergency Response Organization is outlined in Division/Section Directives. These directives establish the duties, responsibilities and alternates for each required emergency response position. Response procedures have been established for each section through these Directives.

**Compliance Evaluation and Conclusion:****BLOCK 4**1. Evaluation:

The addition to a NOTE, provides for further explanation and clarification of the capability of the EC to expand and/or contract the ERO response as needed. The clarification of expectations for post drill/event inventory assures facility readiness. The addition of the step 2.10.3.K assures implementation of the implementing procedure for major site damage.

Therefore the proposed changes continue to ensure compliance with applicable regulations and requirements.

Conclusion:

The proposed activity ☒ does / ☐ does not continue to comply with the requirements.

**Reduction in Effectiveness (RIE) Evaluation and Conclusion:****BLOCK 5**1. Evaluation:




The addition of more clarification in the NOTE does not add to or detract from responsibilities currently assigned to the TSC Emergency Coordinator to expand and or contract the organization as needed and in response to the event as this was always a responsibility of the EC. The addition of step 2.10.3.K ensures that the correct actions for an event causing major site damage are implemented. The clarification of post drill /event inventories better assures readiness of the facility. There has been no change to the functions performed by the TSC responders, no change in the functions performed by the Emergency Coordinator and no change in timing and or timeliness of actions as a result of the proposed changes

Conclusion:

The proposed activity ☐ does / ☒ does not constitute a RIE.

**Effectiveness Evaluation Results****BLOCK 6**

- ☒ The activity does continue to comply with the requirements of §50.47(b) and §50 Appendix E **and** the activity does not constitute a reduction in effectiveness. Therefore, the activity can be implemented without prior approval.
- ☐ The activity does not continue to comply with the requirements of §50.47(b) and §50 Appendix E **or** the activity does constitute a reduction in effectiveness. Therefore, the activity cannot be implemented without prior approval.

Preparer Name: John Kaminski	Preparer Signature 	Date: 3/7/14
Reviewer Name: Don Cowl	Reviewer Signature 	Date: 3-25-14
Approver Name: Pat Street	Approver Signature 	Date: 3/31/14

**Attachment to 50.54q****Technical Support Center Emergency Coordinator Procedure RP/0/A/1000/019 rev 004**

<b>Change #</b>	<b>Procedure Step number/ page number</b>	<b>Current Wording</b>	<b>Proposed Wording</b>	<b>Reason for Change</b>
1	1.0 /NOTE	NOTE: The makeup and structure of the ERO organization will be determined by the facility Manager/Coordinator. The facility organizations may be modified or supplemented as necessary to support the particular circumstances given to the existing onsite and offsite conditions. Vacant ERO positions may be filled with other plant staff members present in the facility and who are qualified for the position(s). Individual(s) assigned to fill vacancy should have the training, experience and skills required by the ERO training program for that position.	NOTE: ...to the existing onsite and offsite conditions. Consider the need for unit-specific responses in the event of the implementation of Beyond Design Basis guidance (SAMG, EDMG, etc.) for more than one unit. Unit specific response teams with Ops Superintendent, Nuclear Engineer and an Engineering Manager assemble in the TSC, and Unit Specific OSC Manager in the OSC as well as supporting craft personnel in the alternate TSC / OSC for unit specific response for each affected unit. Vacant ERO ...	Provided extra clarity of NOTE to indicate the capability of the EC to expand/contract the ERO as needed.
2	2.10.3.K	NA	IF: The Site has sustained major damage.  THEN: Direct implementation of RP/0/A/1000/022, Major Site Damage Assessment and Repair	Ensures that for events causing major site damage, the appropriate implementing procedures are applied.
3	3.21.2	NA	(New) Direct completion of inventory PT /0/B/2000/008...	Ensures post drill/event inventories are completed and facility is returned to ready status.

Duke Energy  
**PROCEDURE PROCESS RECORD**

(1) ID No. RP/0/A/1000/019Revision No. 004**PREPARATION**(2) Station OCONEE NUCLEAR STATION(3) Procedure Title Technical Support Center Emergency Coordinator Procedure(4) Prepared By\* John Kaminski (Signature) [Signature] Date 03/04/2014

(5) Requires NSD 228 Applicability Determination?

☒ Yes (New procedure or revision with major changes) - Attach NSD 228 documentation.☐ No (Revision with minor changes)(6) Reviewed By\* Donald A. Crowl [Signature] (QR)(KI) Date 3-25-14Cross-Disciplinary Review By\* \_\_\_\_\_ (QR)(KI) NA NA Date 3-25-14Reactivity Mgmt Review By\* \_\_\_\_\_ (QR) NA NA Date 3-25-14Mgmt Involvement Review By\* \_\_\_\_\_ (Ops. Supt.) NA NA Date 3-25-14

(7) Additional Reviews

Reviewed By\* \_\_\_\_\_ Date \_\_\_\_\_

Reviewed By\* \_\_\_\_\_ Date \_\_\_\_\_

(8) Approved By\* Patricia M. Stiles [Signature] Date 3/31/14**PERFORMANCE** (Compare with control copy every 14 calendar days while work is being performed.)

(9) Compared with Control Copy\* \_\_\_\_\_ Date \_\_\_\_\_

Compared with Control Copy\* \_\_\_\_\_ Date \_\_\_\_\_

Compared with Control Copy\* \_\_\_\_\_ Date \_\_\_\_\_

(10) Date(s) Performed \_\_\_\_\_

Work Order Number (WO#) \_\_\_\_\_

**COMPLETION**

(11) Procedure Completion Verification:

☐ Unit 0 ☐ Unit 1 ☐ Unit 2 ☐ Unit 3 Procedure performed on what unit?☐ Yes ☐ NA Check lists and/or blanks initialed, signed, dated, or filled in NA, as appropriate?☐ Yes ☐ NA Required enclosures attached?☐ Yes ☐ NA Charts, graphs, data sheets, etc. attached, dated, identified, and marked?☐ Yes ☐ NA Calibrated Test Equipment, if used, checked out/in and referenced to this procedure?☐ Yes ☐ NA Procedure requirements met?

Verified By\* \_\_\_\_\_ Date \_\_\_\_\_

(12) Procedure Completion Approved \_\_\_\_\_ Date \_\_\_\_\_

(13) Remarks (Attach additional pages, if necessary)

Duke Energy  
**PROCEDURE CHANGE PROCESS RECORD**

(1) ID No. RP/0/A/1000/019

Revision No. 004 Change No. \_\_\_\_\_  
Permanent/Restricted to \_\_\_\_\_

(2) Station: OCONEE NUCLEAR STATION

(3) Procedure Title: Technical Support Center Emergency Coordinator Procedure

(4) Section(s) of Procedure Affected: Section 1, 2, 3

(5) Requires NSD 228 Applicability Determination?

☒ Yes (Procedure change with major changes) - Attach NSD 228 documentation.

☐ No (Procedure change with minor changes)

(6) Description of Change: *(Attach additional pages, if necessary.)*

Provided a note indicating that the EC determines need to expand/contract organization based upon events

Added step 2.10.3.K to ensure that RP/0/A/1000/022 is implemented as appropriate.

Clarified expectation for completion of post drill/event inventory

(7) Reason for Change:

EHS no longer staffs the OSC but uses an on call person that can be called out as necessary.

Ensures procedure for Major Site Damage is implemented as appropriate.

Clarification of role of TSC EC, of expectations for post drill /event inventory.

(8) Prepared By\* John Kaminski (Signature) [Signature] Date 03/04/2014

(9) Reviewed By\* Donna A. Crawl (QR)(KI) [Signature] Date 3-25-14

Cross-Disciplinary Review By\* \_\_\_\_\_ (QR)(KI) NA DK Date 3-25-14

Reactivity Mgmt. Review By\* \_\_\_\_\_ (QR) NA DK Date 3-25-14

Mgmt. Involvement Review By\* \_\_\_\_\_ (Ops. Supt.) NA DK Date 3-25-14

(10) Additional Reviews

Reviewed By\* \_\_\_\_\_ Date \_\_\_\_\_

Reviewed By\* \_\_\_\_\_ Date \_\_\_\_\_

(11) Approved By\* Pamela M. Stiles [Signature] Date 3/31/14

\* Printed Name and Signature

## Revision/Change Package Fill-In Form

Rev. 04/23/2012

The purpose of this fill-in form is to provide a location to type in information you want to appear on the various forms needed for Major/Minor Procedure Revisions, and Major/Minor Procedure Changes. After you type in information on this form, it will be electronically transferred to the appropriate locations in the attached forms when you perform Step 3 below.

**Step 1-** press [F12] (Save As) then save this form using standard file name convention in appropriate LAN storage location.

**Step 2-** type in basic information in the blanks below:

**Note:** place cursor in center of brackets before typing.

1. ID No.: RP/0/A/1000/019
2. Revision No.: 004 \_
3. Change No.: \_\_ **Note:** if this package is for a change, replace hyphen with a letter.
4. Procedure Title: Technical Support Center Emergency Coordinator Procedure \_
5. For changes only, enter procedure sections affected: \_\_
6. Prepared By: John Kaminski
7. Preparation Date: 03/04/2014
8. PCR Numbers Included in Revision: 0-2014-001274

**Step 3-** go to Print Preview to update this information in all the attached documents.

**Step 4-** page down to affected pages and enter any additional information needed.

**Step 5-** when all information is entered, print package and review for correctness.



Procedure Title: Technical Support Center Emergency Coordinator Procedure \_

**SUMMARY OF CHANGES: (DESCRIPTION AND REASON)**

**General Changes**

Provided a NOTE in step 1 indicating that the EC determines need to expand/contract organization based upon events

Clarified expectation for completion of post drill/event inventory.

Provides direction to implement major site damage procedure.

(See attached)

**PCR Numbers Incorporated**

O-2014-001274

**Enclosure**

<b>Technical Support Center Emergency Coordinator Procedure RP/0/A/1000/019 rev 004</b>				
<b>Change #</b>	<b>Procedure Step number/ page number</b>	<b>Current Wording</b>	<b>Proposed Wording</b>	<b>Reason for Change</b>
1	1.0 /NOTE	NOTE: The makeup and structure of the ERO organization will be determined by the facility Manager/Coordinator. The facility organizations may be modified or supplemented as necessary to support the particular circumstances given to the existing onsite and offsite conditions. Vacant ERO positions may be filled with other plant staff members present in the facility and who are qualified for the position(s). Individual(s) assigned to fill vacancy should have the training, experience and skills required by the ERO training program for that position.	NOTE: ...to the existing onsite and offsite conditions. Consider the need for unit-specific responses in the event of the implementation of Beyond Design Basis guidance (SAMG, EDMG, etc.) for more than one unit. Unit specific response teams with Ops Superintendent, Nuclear Engineer and an Engineering Manager assemble in the TSC, and Unit Specific OSC Manager in the OSC as well as supporting craft personnel in the alternate TSC / OSC for unit specific response for each affected unit. Vacant ERO ...	Provided extra clarity of NOTE to indicate the capability of the EC to expand/contract the ERO as needed.
2	2.10.3.K	NA	IF: The Site has sustained major damage.  THEN: Direct implementation of RP/0/A/1000/022, Major Site Damage Assessment and Repair	Ensures that for events causing major site damage, the appropriate implementing procedures are applied.
3	3.21.2	NA	(New) Direct completion of inventory PT /0/B/2000/008...	Ensures post drill/event inventories are completed and facility is returned to ready status.