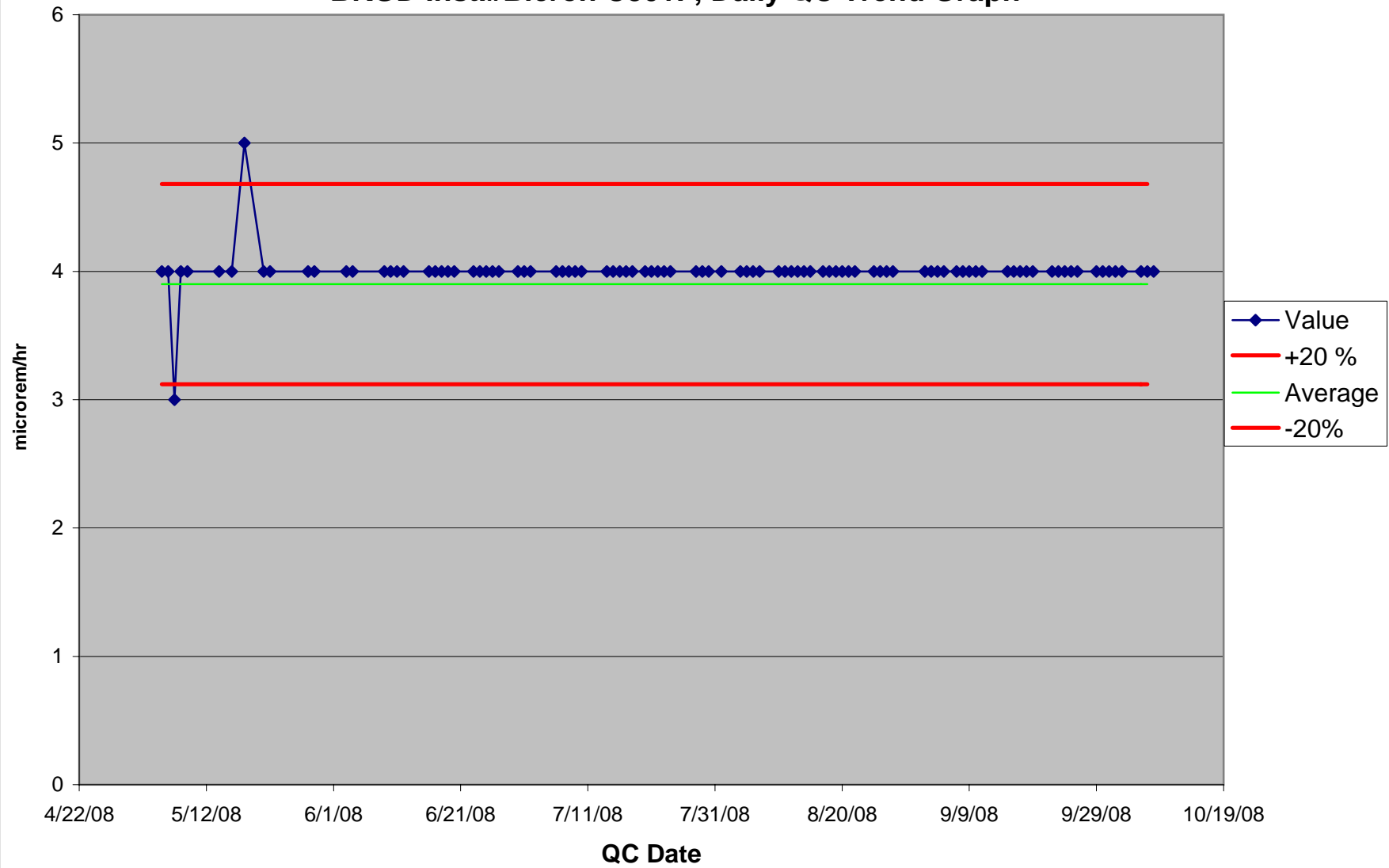


BKGD Inst.#Bicron C801F, Daily QC Trend Graph



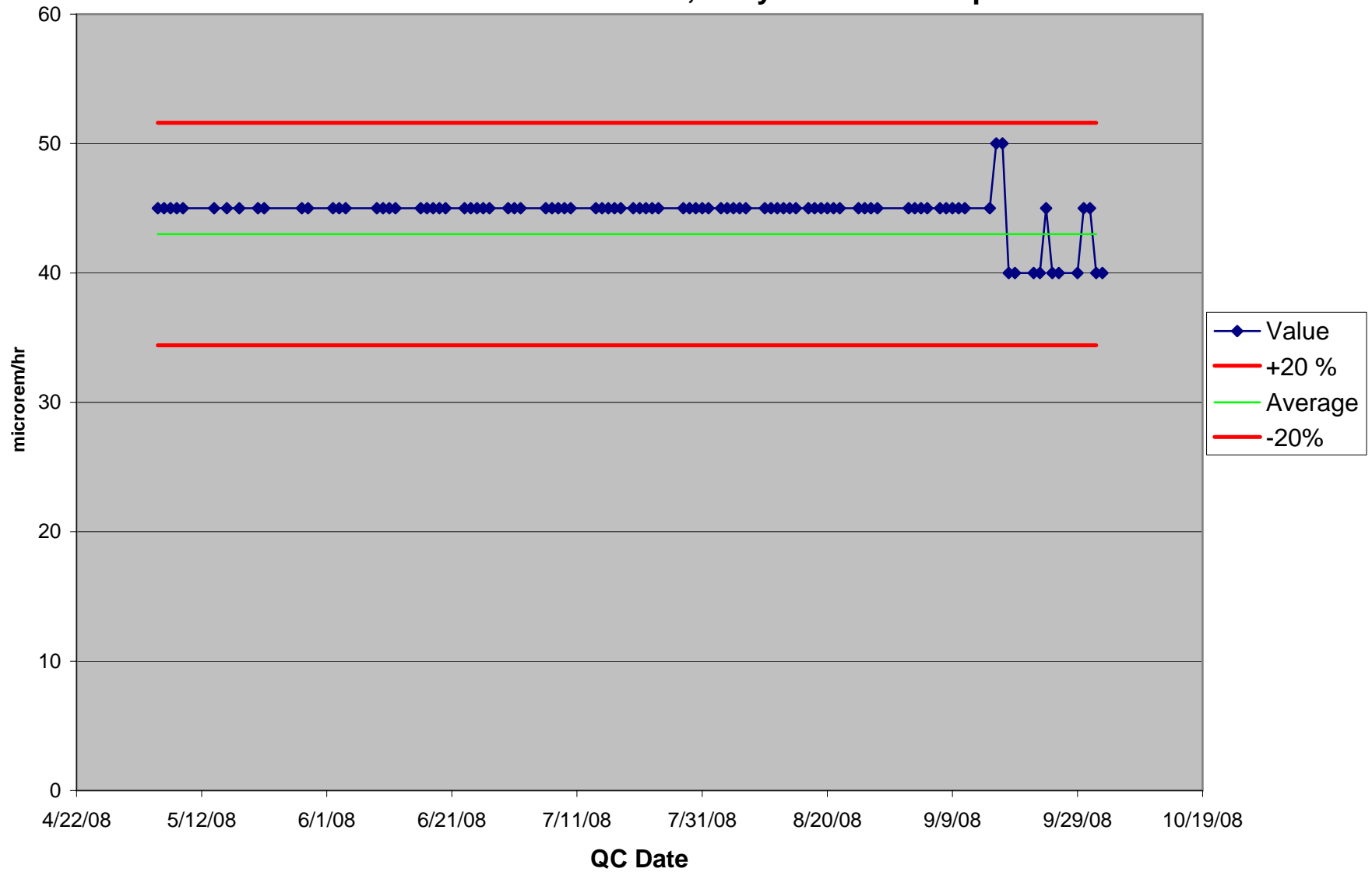
BKGD Inst.#Bicron C801F		
QC Daily Source		
Date	Result (µrem/hr)	P/F
5/5/2008	4	Pass
5/6/2008	4	Pass
5/7/2008	3	Fail
5/8/2008	4	Pass
5/9/2008	4	Pass
5/14/2008	4	Pass
5/16/2008	4	Pass
5/18/2008	5	Fail
5/21/2008	4	Pass
5/22/2008	4	Pass
5/28/2008	4	Pass
5/29/2008	4	Pass
6/3/2008	4	Pass
6/4/2008	4	Pass
6/9/2008	4	Pass
6/10/2008	4	Pass
6/11/2008	4	Pass
6/12/2008	4	Pass
6/16/2008	4	Pass
6/17/2008	4	Pass
6/18/2008	4	Pass
6/19/2008	4	Pass
6/20/2008	4	Pass
6/23/2008	4	Pass
6/24/2008	4	Pass
6/25/2008	4	Pass
6/26/2008	4	Pass
6/27/2008	4	Pass
6/30/2008	4	Pass
7/1/2008	4	Pass
7/2/2008	4	Pass
7/6/2008	4	Pass

BKGD Inst.#Bicron C801F		Source Ser. #	NA
Initial Source Readings		Nuclide	NA
Date	Result (µrem/hr)		
5/2/2008	4		
5/2/2008	3		
5/2/2008	4		
5/2/2008	3		
5/2/2008	4		
5/2/2008	4		
5/2/2008	4		
5/2/2008	5		
5/2/2008	5		
5/2/2008	3		
	Average		
	4		

7/7/2008	4	Pass
7/8/2008	4	Pass
7/9/2008	4	Pass
7/10/2008	4	Pass
7/14/2008	4	Pass
7/15/2008	4	Pass
7/16/2008	4	Pass
7/17/2008	4	Pass
7/18/2008	4	Pass
7/20/2008	4	Pass
7/21/2008	4	Pass
7/22/2008	4	Pass
7/23/2008	4	Pass
7/24/2008	4	Pass
7/28/2008	4	Pass
7/29/2008	4	Pass
7/30/2008	4	Pass
8/1/2008	4	Pass
8/4/2008	4	Pass
8/5/2008	4	Pass
8/6/2008	4	Pass
8/7/2008	4	Pass
8/10/2008	4	Pass
8/11/2008	4	Pass
8/12/2008	4	Pass
8/13/2008	4	Pass
8/14/2008	4	Pass
8/15/2008	4	Pass
8/17/2008	4	Pass
8/18/2008	4	Pass
8/19/2008	4	Pass
8/20/2008	4	Pass
8/21/2008	4	Pass
8/22/2008	4	Pass
8/25/2008	4	Pass

8/26/2008	4	Pass
8/27/2008	4	Pass
8/28/2008	4	Pass
9/2/2008	4	Pass
9/3/2008	4	Pass
9/4/2008	4	Pass
9/5/2008	4	Pass
9/7/2008	4	Pass
9/8/2008	4	Pass
9/9/2008	4	Pass
9/10/2008	4	Pass
9/11/2008	4	Pass
9/15/2008	4	Pass
9/16/2008	4	Pass
9/17/2008	4	Pass
9/18/2008	4	Pass
9/19/2008	4	Pass
9/22/2008	4	Pass
9/23/2008	4	Pass
9/24/2008	4	Pass
9/25/2008	4	Pass
9/26/2008	4	Pass
9/29/2008	4	Pass
9/30/2008	4	Pass
10/1/2008	4	Pass
10/2/2008	4	Pass
10/3/2008	4	Pass
10/6/2008	4	Pass
10/7/2008	4	Pass
10/8/2008	4	Pass

Source Inst.#Bicron C801F, Daily QC Trend Graph



Source Inst.#Bicron C801F		
QC Daily Source		
Date	Result (µrem/hr)	P/F
5/5/2008	45	Pass
5/6/2008	45	Pass
5/7/2008	45	Pass
5/8/2008	45	Pass
5/9/2008	45	Pass
5/14/2008	45	Pass
5/16/2008	45	Pass
5/18/2008	45	Pass
5/21/2008	45	Pass
5/22/2008	45	Pass
5/28/2008	45	Pass
5/29/2008	45	Pass
6/2/2008	45	Pass
6/3/2008	45	Pass
6/4/2008	45	Pass
6/9/2008	45	Pass
6/10/2008	45	Pass
6/11/2008	45	Pass
6/12/2008	45	Pass
6/16/2008	45	Pass
6/17/2008	45	Pass
6/18/2008	45	Pass
6/19/2008	45	Pass
6/20/2008	45	Pass
6/23/2008	45	Pass
6/24/2008	45	Pass
6/25/2008	45	Pass
6/26/2008	45	Pass
6/27/2008	45	Pass
6/30/2008	45	Pass
7/1/2008	45	Pass
7/2/2008	45	Pass
7/6/2008	45	Pass
7/7/2008	45	Pass

Source Inst.#Bicron C801F		Source Ser. #	99-2611#1
Initial Source Readings		Nuclide	Cs-137
Date	Result (µrem/hr)		
5/2/2008	40		
5/2/2008	45		
5/2/2008	40		
5/2/2008	45		
5/2/2008	45		
5/2/2008	45		
5/2/2008	45		
5/2/2008	40		
5/2/2008	40		
5/2/2008	45		
5/2/2008	45		
	Average		
	43		

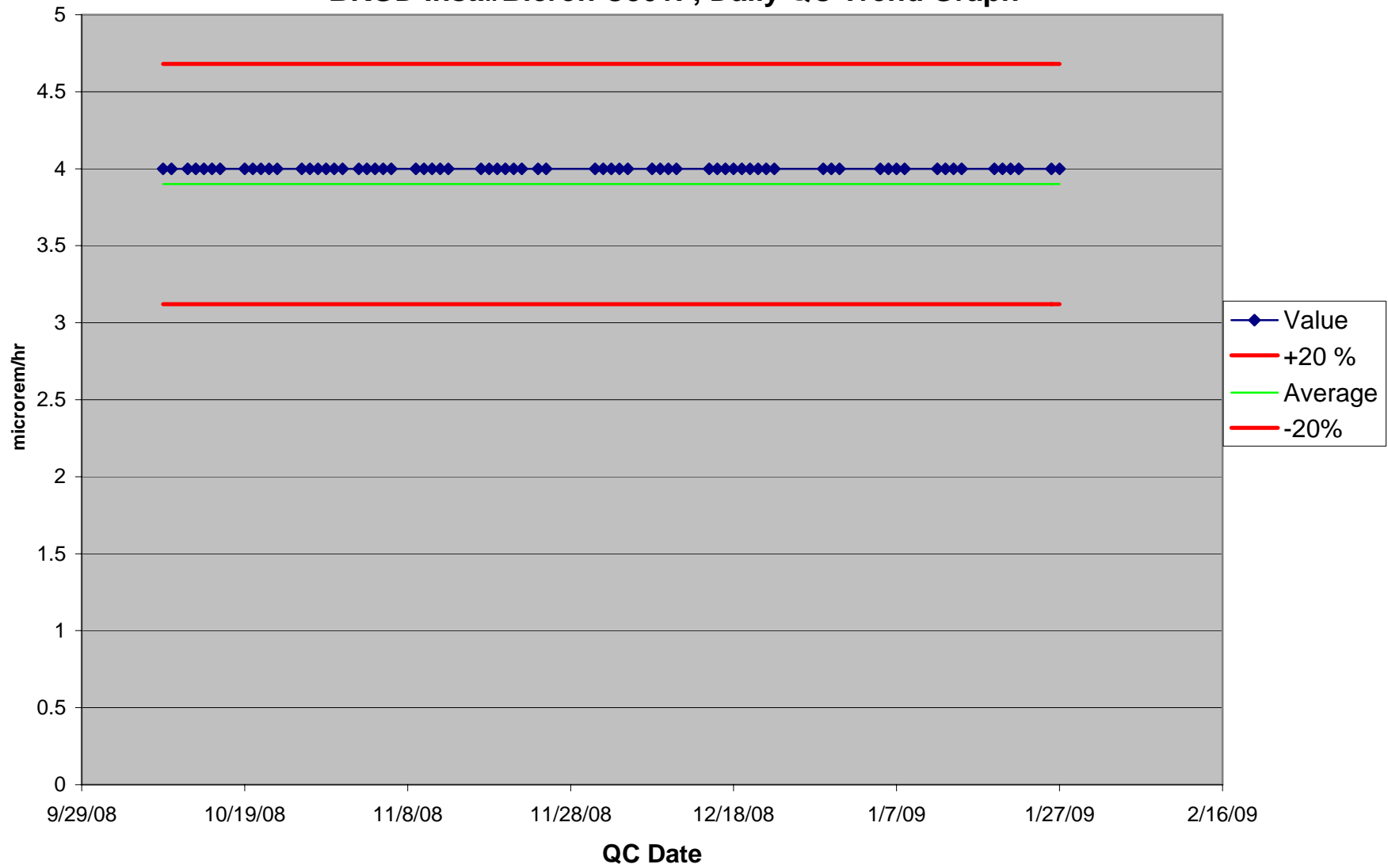
Source Inst.#Bicron C801F		
QC Daily Source		
Date	Result (µrem/hr)	P/F
7/8/2008	45	Pass
7/9/2008	45	Pass
7/10/2008	45	Pass
7/14/2008	45	Pass
7/15/2008	45	Pass
7/16/2008	45	Pass
7/17/2008	45	Pass
7/18/2008	45	Pass
7/20/2008	45	Pass
7/21/2008	45	Pass
7/22/2008	45	Pass
7/23/2008	45	Pass
7/24/2008	45	Pass
7/28/2008	45	Pass
7/29/2008	45	Pass
7/30/2008	45	Pass
7/31/2008	45	Pass
8/1/2008	45	Pass
8/3/2008	45	Pass
8/4/2008	45	Pass
8/5/2008	45	Pass
8/6/2008	45	Pass
8/7/2008	45	Pass
8/10/2008	45	Pass
8/11/2008	45	Pass
8/12/2008	45	Pass
8/13/2008	45	Pass
8/14/2008	45	Pass
8/15/2008	45	Pass
8/17/2008	45	Pass
8/18/2008	45	Pass
8/19/2008	45	Pass
8/20/2008	45	Pass
8/21/2008	45	Pass

Source Inst.#Bicron C801F		Source Ser. #	99-2611#1
Initial Source Readings		Nuclide	Cs-137
Date	Result (µrem/hr)		

Source Inst.#Bicron C801F		
QC Daily Source		
Date	Result (µrem/hr)	P/F
8/22/2008	45	Pass
8/25/2008	45	Pass
8/26/2008	45	Pass
8/27/2008	45	Pass
8/28/2008	45	Pass
9/2/2008	45	Pass
9/3/2008	45	Pass
9/4/2008	45	Pass
9/5/2008	45	Pass
9/7/2008	45	Pass
9/8/2008	45	Pass
9/9/2008	45	Pass
9/10/2008	45	Pass
9/11/2008	45	Pass
9/15/2008	45	Pass
9/16/2008	50	Pass
9/17/2008	50	Pass
9/18/2008	40	Pass
9/19/2008	40	Pass
9/22/2008	40	Pass
9/23/2008	40	Pass
9/24/2008	45	Pass
9/25/2008	40	Pass
9/26/2008	40	Pass
9/29/2008	40	Pass
9/30/2008	45	Pass
10/1/2008	45	Pass
10/2/2008	40	Pass
10/3/2008	40	Pass

Source Inst.#Bicron C801F		Source Ser. #	99-2611#1
Initial Source Readings		Nuclide	Cs-137
Date	Result (µrem/hr)		

BKGD Inst.#Bicron C801F, Daily QC Trend Graph



BKGD Inst.#Bicron C801F		
QC Daily Source		
Date	Result (µrem/hr)	P/F
10/9/2008	4	Pass
10/10/2008	4	Pass
10/12/2008	4	Pass
10/13/2008	4	Pass
10/14/2008	4	Pass
10/15/2008	4	Pass
10/16/2008	4	Pass
10/19/2008	4	Pass
10/20/2008	4	Pass
10/21/2008	4	Pass
10/22/2008	4	Pass
10/23/2008	4	Pass
10/26/2008	4	Pass
10/27/2008	4	Pass
10/28/2008	4	Pass
10/29/2008	4	Pass
10/30/2008	4	Pass
10/31/2008	4	Pass
11/2/2008	4	Pass
11/3/2008	4	Pass
11/4/2008	4	Pass
11/5/2008	4	Pass
11/6/2008	4	Pass
11/9/2008	4	Pass
11/10/2008	4	Pass
11/11/2008	4	Pass
11/12/2008	4	Pass
11/13/2008	4	Pass
11/17/2008	4	Pass
11/18/2008	4	Pass

BKGD Inst.#Bicron C801F		Source Ser. #	NA
Initial Source Readings		Nuclide	NA
Date	Result (µrem/hr)		
5/2/2008	4		
5/2/2008	3		
5/2/2008	4		
5/2/2008	3		
5/2/2008	4		
5/2/2008	4		
5/2/2008	4		
5/2/2008	5		
5/2/2008	5		
5/2/2008	3		
	Average		
	4		

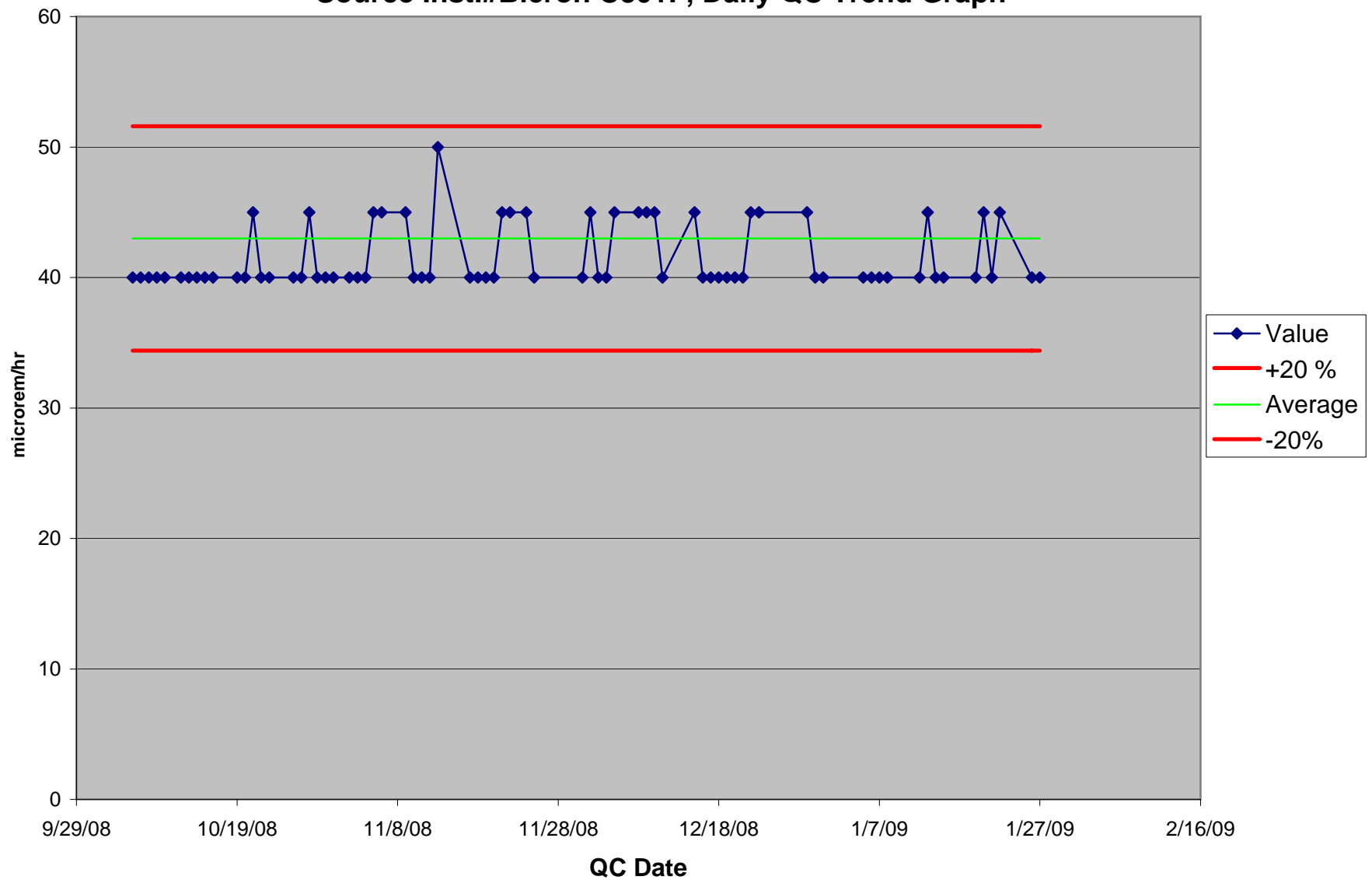
BKGD Inst.#Bicron C801F		
QC Daily Source		
Date	Result (µrem/hr)	P/F
11/19/2008	4	Pass
11/20/2008	4	Pass
11/21/2008	4	Pass
11/22/2008	4	Pass
11/24/2008	4	Pass
11/25/2008	4	Pass
12/1/2008	4	Pass
12/2/2008	4	Pass
12/3/2008	4	Pass
12/4/2008	4	Pass
12/5/2008	4	Pass
12/8/2008	4	Pass
12/9/2008	4	Pass
12/10/2008	4	Pass
12/11/2008	4	Pass
12/15/2008	4	Pass
12/16/2008	4	Pass
12/17/2008	4	Pass
12/18/2008	4	Pass
12/19/2008	4	Pass
12/20/2008	4	Pass
12/21/2008	4	Pass
12/22/2008	4	Pass
12/23/2008	4	Pass
12/29/2008	4	Pass
12/30/2008	4	Pass
12/31/2008	4	Pass
1/5/2009	4	Pass
1/6/2009	4	Pass
1/7/2009	4	Pass
1/8/2009	4	Pass
1/12/2009	4	Pass

BKGD Inst.#Bicron C801F		Source Ser. #	NA
Initial Source Readings		Nuclide	NA
Date	Result (µrem/hr)		

BKGD Inst.#Bicron C801F		
QC Daily Source		
Date	Result (µrem/hr)	P/F
1/13/2009	4	Pass
1/14/2009	4	Pass
1/15/2009	4	Pass
1/19/2009	4	Pass
1/20/2009	4	Pass
1/21/2009	4	Pass
1/22/2009	4	Pass
1/26/2009	4	Pass
1/27/2009	4	Pass

BKGD Inst.#Bicron C801F		Source Ser. #	NA
Initial Source Readings		Nuclide	NA
Date	Result (µrem/hr)		

Source Inst.#Bicron C801F, Daily QC Trend Graph



Source Inst.#Bicron C801F		
QC Daily Source		
Date	Result (µrem/hr)	P/F
10/6/2008	40	Pass
10/7/2008	40	Pass
10/8/2008	40	Pass
10/9/2008	40	Pass
10/10/2008	40	Pass
10/12/2008	40	Pass
10/13/2008	40	Pass
10/14/2008	40	Pass
10/15/2008	40	Pass
10/16/2008	40	Pass
10/19/2008	40	Pass
10/20/2008	40	Pass
10/21/2008	45	Pass
10/22/2008	40	Pass
10/23/2008	40	Pass
10/26/2008	40	Pass
10/27/2008	40	Pass
10/28/2008	45	Pass
10/29/2008	40	Pass
10/30/2008	40	Pass
10/31/2008	40	Pass
11/2/2008	40	Pass
11/3/2008	40	Pass
11/4/2008	40	Pass
11/5/2008	45	Pass
11/6/2008	45	Pass
11/9/2008	45	Pass
11/10/2008	40	Pass
11/11/2008	40	Pass
11/12/2008	40	Pass
11/13/2008	50	Pass
11/17/2008	40	Pass

Source Inst.#Bicron C801F		Source Ser. #	99-2611#1
Initial Source Readings		Nuclide	Cs-137
Date	Result (µrem/hr)		
5/2/2008	40		
5/2/2008	45		
5/2/2008	40		
5/2/2008	45		
5/2/2008	45		
5/2/2008	45		
5/2/2008	40		
5/2/2008	40		
5/2/2008	45		
5/2/2008	45		
	Average		
	43		

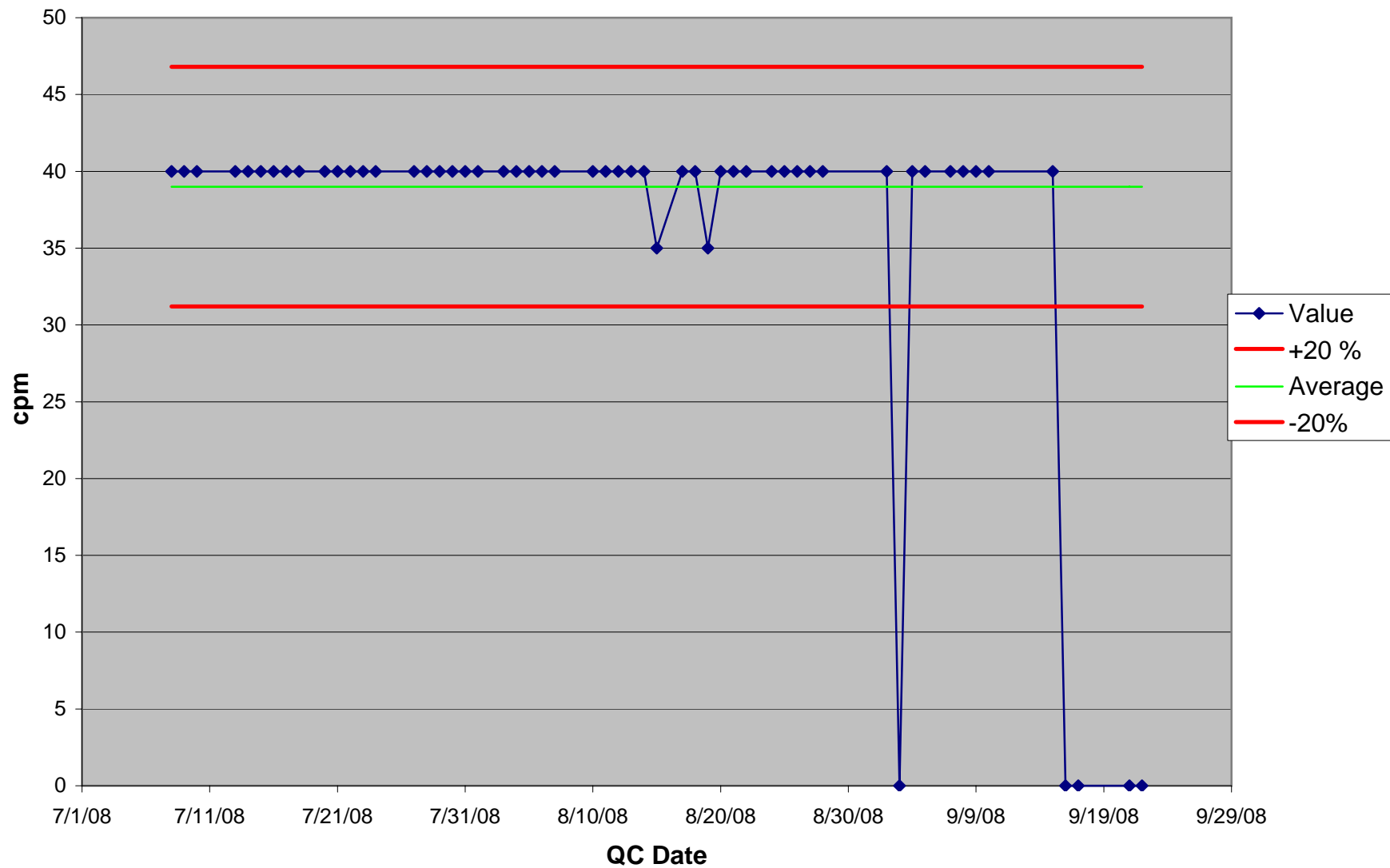
Source Inst.#Bicron C801F		
QC Daily Source		
Date	Result (µrem/hr)	P/F
11/18/2008	40	Pass
11/19/2008	40	Pass
11/20/2008	40	Pass
11/21/2008	45	Pass
11/22/2008	45	Pass
11/24/2008	45	Pass
11/25/2008	40	Pass
12/1/2008	40	Pass
12/2/2008	45	Pass
12/3/2008	40	Pass
12/4/2008	40	Pass
12/5/2008	45	Pass
12/8/2008	45	Pass
12/9/2008	45	Pass
12/10/2008	45	Pass
12/11/2008	40	Pass
12/15/2008	45	Pass
12/16/2008	40	Pass
12/17/2008	40	Pass
12/18/2008	40	Pass
12/19/2008	40	Pass
12/20/2008	40	Pass
12/21/2008	40	Pass
12/22/2008	45	Pass
12/23/2008	45	Pass
12/29/2008	45	Pass
12/30/2008	40	Pass
12/31/2008	40	Pass
1/5/2009	40	Pass
1/6/2009	40	Pass
1/7/2009	40	Pass
1/8/2009	40	Pass

Source Inst.#Bicron C801F		Source Ser. #	99-2611#1
Initial Source Readings		Nuclide	Cs-137
Date	Result (µrem/hr)		

Source Inst.#Bicron C801F		
QC Daily Source		
Date	Result (µrem/hr)	P/F
1/12/2009	40	Pass
1/13/2009	45	Pass
1/14/2009	40	Pass
1/15/2009	40	Pass
1/19/2009	40	Pass
1/20/2009	45	Pass
1/21/2009	40	Pass
1/22/2009	45	Pass
1/26/2009	40	Pass
1/27/2009	40	Pass

Source Inst.#Bicron C801F		Source Ser. #	99-2611#1
Initial Source Readings		Nuclide	Cs-137
Date	Result (µrem/hr)		

Inst.#79552, Daily QC Trend Graph



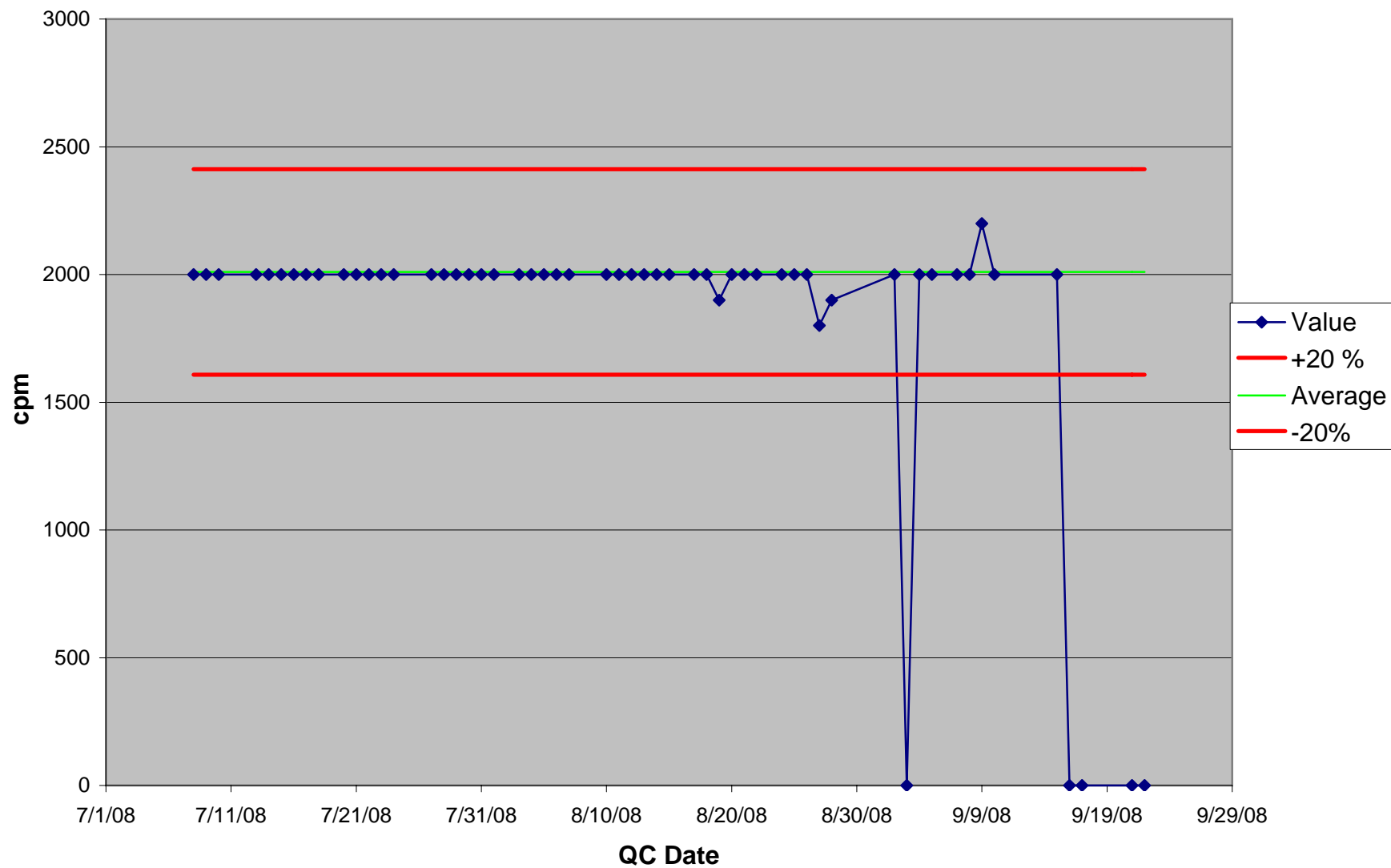
Inst.#79552		
QC Daily Source		
Date	Result (cpm)	P/F
7/8/2008	40	Pass
7/9/2008	40	Pass
7/10/2008	40	Pass
7/13/2008	40	Pass
7/14/2008	40	Pass
7/15/2008	40	Pass
7/16/2008	40	Pass
7/17/2008	40	Pass
7/18/2008	40	Pass
7/20/2008	40	Pass
7/21/2008	40	Pass
7/22/2008	40	Pass
7/23/2008	40	Pass
7/24/2008	40	Pass
7/27/2008	40	Pass
7/28/2008	40	Pass
7/29/2008	40	Pass
7/30/2008	40	Pass
7/31/2008	40	Pass
8/1/2008	40	Pass
8/3/2008	40	Pass
8/4/2008	40	Pass
8/5/2008	40	Pass
8/6/2008	40	Pass
8/7/2008	40	Pass
8/10/2008	40	Pass
8/11/2008	40	Pass
8/12/2008	40	Pass
8/13/2008	40	Pass
8/14/2008	40	Pass
8/15/2008	35	Pass
8/17/2008	40	Pass

Inst.#79552		Source Ser. #	NA
Initial Source Readings		Nuclide	NA
Date	Result (cpm)		
7/8/2008	40		
7/8/2008	40		
7/8/2008	40		
7/8/2008	30		
7/8/2008	30		
7/8/2008	40		
7/8/2008	40		
7/8/2008	40		
7/8/2008	50		
7/8/2008	40		
	Average		
	39		

Inst.#79552		
QC Daily Source		
Date	Result (cpm)	P/F
8/18/2008	40	Pass
8/19/2008	35	Pass
8/20/2008	40	Pass
8/21/2008	40	Pass
8/22/2008	40	Pass
8/24/2008	40	Pass
8/25/2008	40	Pass
8/26/2008	40	Pass
8/27/2008	40	Pass
8/28/2008	40	Pass
9/2/2008	40	Pass
9/3/2008	oos	Fail
9/4/2008	40	Pass
9/5/2008	40	Pass
9/7/2008	40	Pass
9/8/2008	40	Pass
9/9/2008	40	Pass
9/10/2008	40	Pass
9/15/2008	40	Pass
9/16/2008	oos	Fail
9/17/2008	oos	Fail
9/21/2008	oos	Fail
9/22/2008	oos	Fail

Inst.#79552		Source Ser. #	NA
Initial Source Readings		Nuclide	NA
Date	Result (cpm)		

Inst.#79552, Daily QC Trend Graph



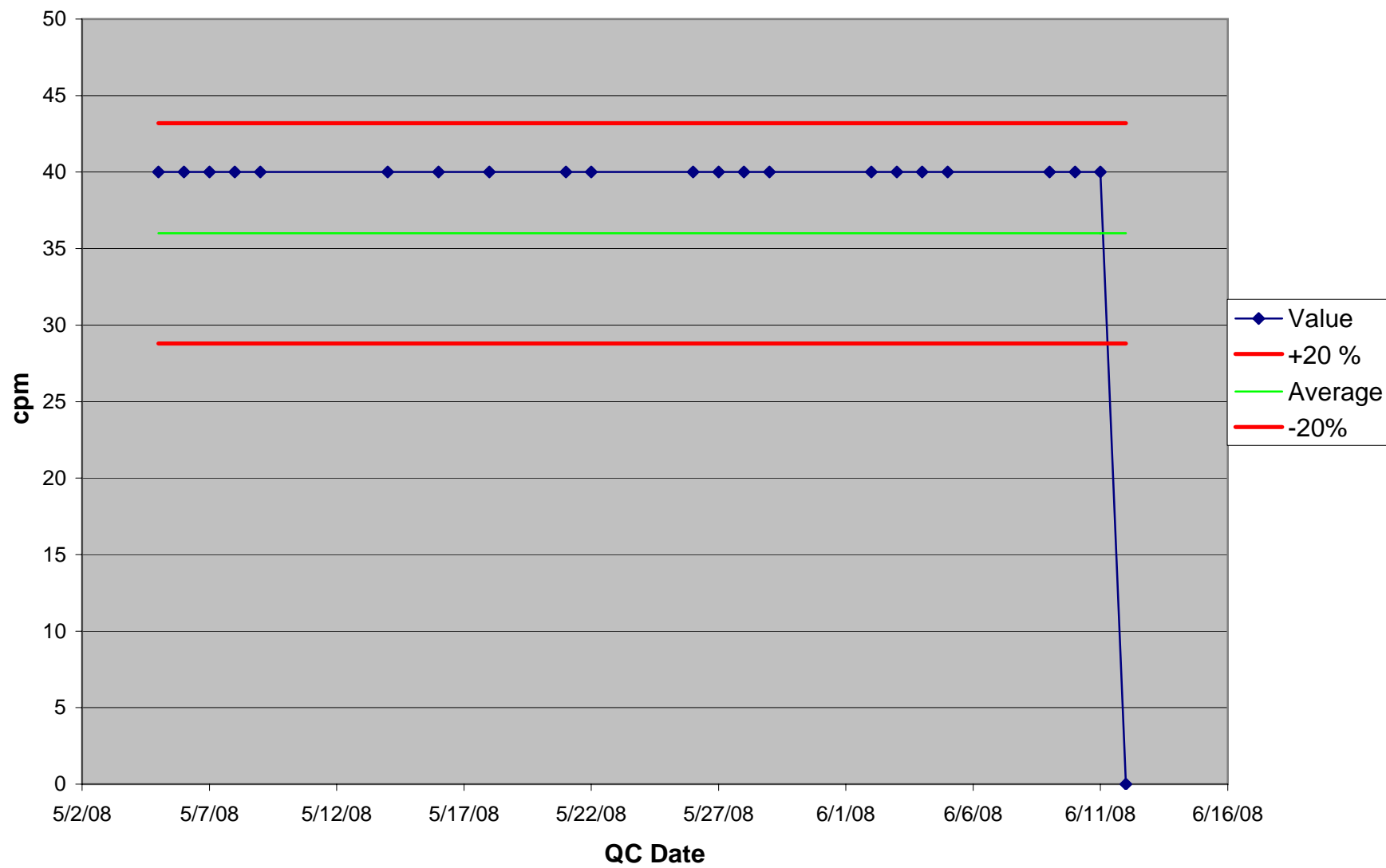
Inst.#79552		
QC Daily Source		
Date	Result (cpm)	P/F
7/8/2008	2000	Pass
7/9/2008	2000	Pass
7/10/2008	2000	Pass
7/13/2008	2000	Pass
7/14/2008	2000	Pass
7/15/2008	2000	Pass
7/16/2008	2000	Pass
7/17/2008	2000	Pass
7/18/2008	2000	Pass
7/20/2008	2000	Pass
7/21/2008	2000	Pass
7/22/2008	2000	Pass
7/23/2008	2000	Pass
7/24/2008	2000	Pass
7/27/2008	2000	Pass
7/28/2008	2000	Pass
7/29/2008	2000	Pass
7/30/2008	2000	Pass
7/31/2008	2000	Pass
8/1/2008	2000	Pass
8/3/2008	2000	Pass
8/4/2008	2000	Pass
8/5/2008	2000	Pass
8/6/2008	2000	Pass
8/7/2008	2000	Pass
8/10/2008	2000	Pass
8/11/2008	2000	Pass
8/12/2008	2000	Pass
8/13/2008	2000	Pass
8/14/2008	2000	Pass
8/15/2008	2000	Pass
8/17/2008	2000	Pass

Inst.#79552		Source Ser. #	5803-07
Initial Source Readings		Nuclide	Tc-99
Date	Result (cpm)		
7/8/2008	2000		
7/8/2008	2000		
7/8/2008	2100		
7/8/2008	2100		
7/8/2008	1900		
7/8/2008	2000		
7/8/2008	1900		
7/8/2008	2100		
7/8/2008	2000		
7/8/2008	2000		
	Average		
	2010		

Inst.#79552		
QC Daily Source		
Date	Result (cpm)	P/F
8/18/2008	2000	Pass
8/19/2008	1900	Pass
8/20/2008	2000	Pass
8/21/2008	2000	Pass
8/22/2008	2000	Pass
8/24/2008	2000	Pass
8/25/2008	2000	Pass
8/26/2008	2000	Pass
8/27/2008	1800	Pass
8/28/2008	1900	Pass
9/2/2008	2000	Pass
9/3/2008	oos	Fail
9/4/2008	2000	Pass
9/5/2008	2000	Pass
9/7/2008	2000	Pass
9/8/2008	2000	Pass
9/9/2008	2200	Pass
9/10/2008	2000	Pass
9/15/2008	2000	Pass
9/16/2008	oos	Fail
9/17/2008	oos	Fail
9/21/2008	oos	Fail
9/22/2008	oss	Fail

Inst.#79552		Source Ser. #	5803-07
Initial Source Readings		Nuclide	Tc-99
Date	Result (cpm)		

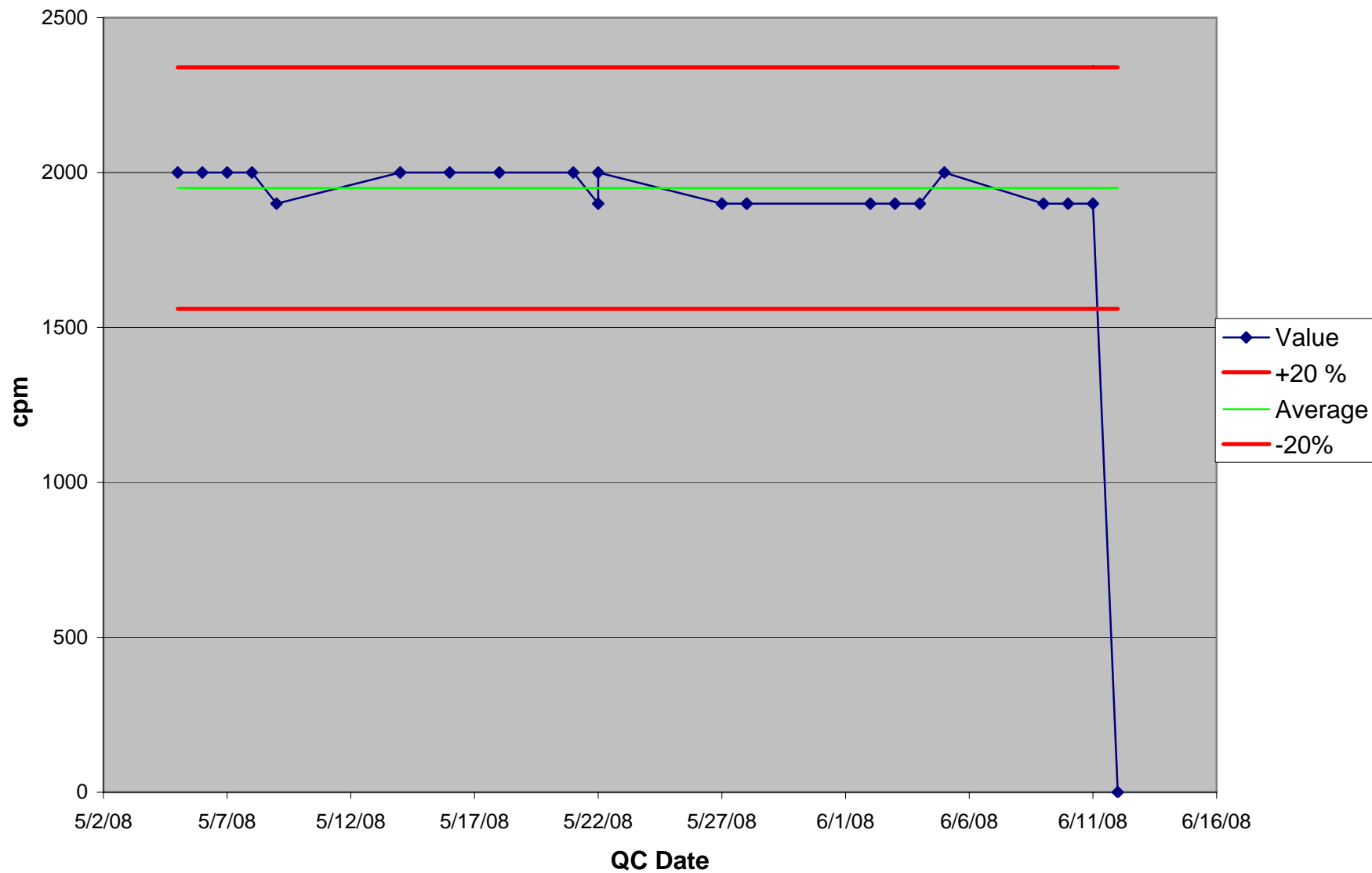
Inst.#89973 BKG, Daily QC Trend Graph



Inst.#89973 BKG		
QC Daily Source		
Date	Result (cpm)	P/F
5/5/2008	40	Pass
5/6/2008	40	Pass
5/7/2008	40	Pass
5/8/2008	40	Pass
5/9/2008	40	Pass
5/14/2008	40	Pass
5/16/2008	40	Pass
5/18/2008	40	Pass
5/21/2008	40	Pass
5/22/2008	40	Pass
5/26/2008	40	Pass
5/27/2008	40	Pass
5/28/2008	40	Pass
5/29/2008	40	Pass
6/2/2008	40	Pass
6/3/2008	40	Pass
6/4/2008	40	Pass
6/5/2008	40	Pass
6/9/2008	40	Pass
6/10/2008	40	Pass
6/11/2008	40	Pass
6/12/2008	oos	Fail

Inst.#89973 BKG		Source Ser. #	NA
Initial Source Readings		Nuclide	NA
Date	Result (cpm)		
5/2/2008	40		
5/2/2008	40		
5/2/2008	40		
5/2/2008	30		
5/2/2008	30		
5/2/2008	30		
5/2/2008	30		
5/2/2008	40		
5/2/2008	40		
5/2/2008	40		
	Average		
	36		

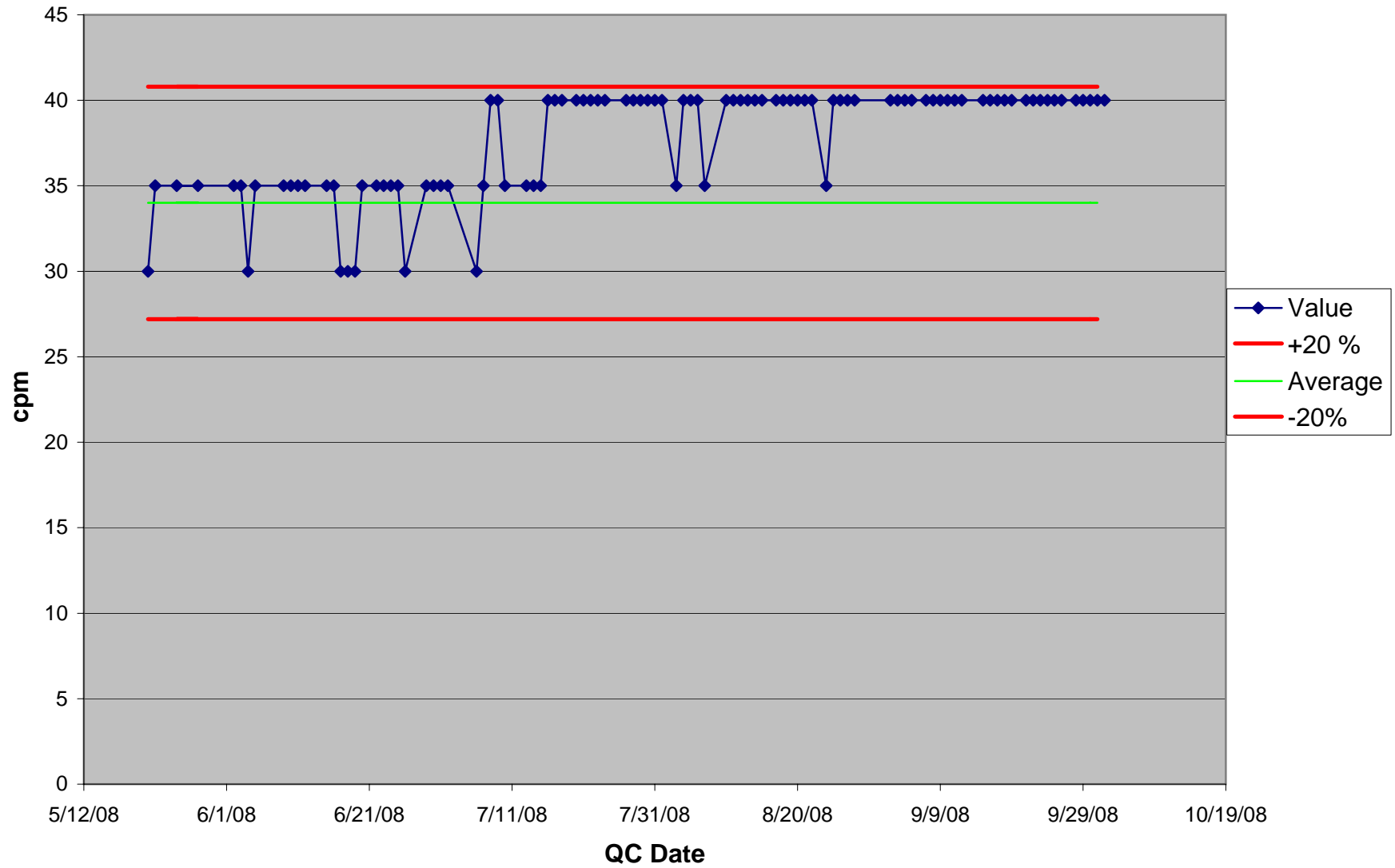
Inst.#89973, Daily QC Trend Graph



Inst.#89973		
QC Daily Source		
Date	Result (cpm)	P/F
5/5/2008	2000	Pass
5/6/2008	2000	Pass
5/7/2008	2000	Pass
5/8/2008	2000	Pass
5/9/2008	1900	Pass
5/14/2008	2000	Pass
5/16/2008	2000	Pass
5/18/2008	2000	Pass
5/21/2008	2000	Pass
5/22/2008	1900	Pass
5/22/2008	2000	Pass
5/27/2008	1900	Pass
5/28/2008	1900	Pass
5/28/2008	1900	Pass
6/2/2008	1900	Pass
6/3/2008	1900	Pass
6/4/2008	1900	Pass
6/5/2008	2000	Pass
6/9/2008	1900	Pass
6/10/2008	1900	Pass
6/11/2008	1900	Pass
6/12/2008	oos	Fail

Inst.#89973		Source Ser. #	5803-07
Initial Source Readings		Nuclide	Tc-99
Date	Result (cpm)		
5/2/2008	2000		
5/2/2008	2000		
5/2/2008	2100		
5/2/2008	1900		
5/2/2008	1800		
5/2/2008	1800		
5/2/2008	2000		
5/2/2008	2000		
5/2/2008	2000		
5/2/2008	1900		
	Average		
	1950		

Inst.#172825 BKGD, Daily QC Trend Graph



Inst.#172825 BKGD		
QC Daily Source		
Date	Result (cpm)	P/F
5/21/2008	30	Pass
5/22/2008	35	Pass
5/28/2008	35	Pass
5/25/2008	35	Pass
6/2/2008	35	Pass
6/3/2008	35	Pass
6/4/2008	30	Pass
6/5/2008	35	Pass
6/9/2008	35	Pass
6/10/2008	35	Pass
6/11/2008	35	Pass
6/12/2008	35	Pass
6/15/2008	35	Pass
6/16/2008	35	Pass
6/17/2008	30	Pass
6/18/2008	30	Pass
6/19/2008	30	Pass
6/20/2008	35	Pass
6/22/2008	35	Pass
6/23/2008	35	Pass
6/24/2008	35	Pass
6/25/2008	35	Pass
6/26/2008	30	Pass
6/29/2008	35	Pass
6/30/2008	35	Pass
7/1/2008	35	Pass
7/2/2008	35	Pass
7/6/2008	30	Pass
7/7/2008	35	Pass
7/8/2008	40	Pass
7/9/2008	40	Pass
7/10/2008	35	Pass
7/13/2008	35	Pass
7/14/2008	35	Pass

Inst.#172825 BKGD		Source Ser. #	NA
Initial Source Readings		Nuclide	NA
Date	Result (cpm)		
5/19/2008	30		
5/19/2008	30		
5/19/2008	40		
5/19/2008	40		
5/19/2008	30		
5/19/2008	30		
5/19/2008	40		
5/19/2008	30		
5/19/2008	30		
5/19/2008	40		
	Average		
	34		

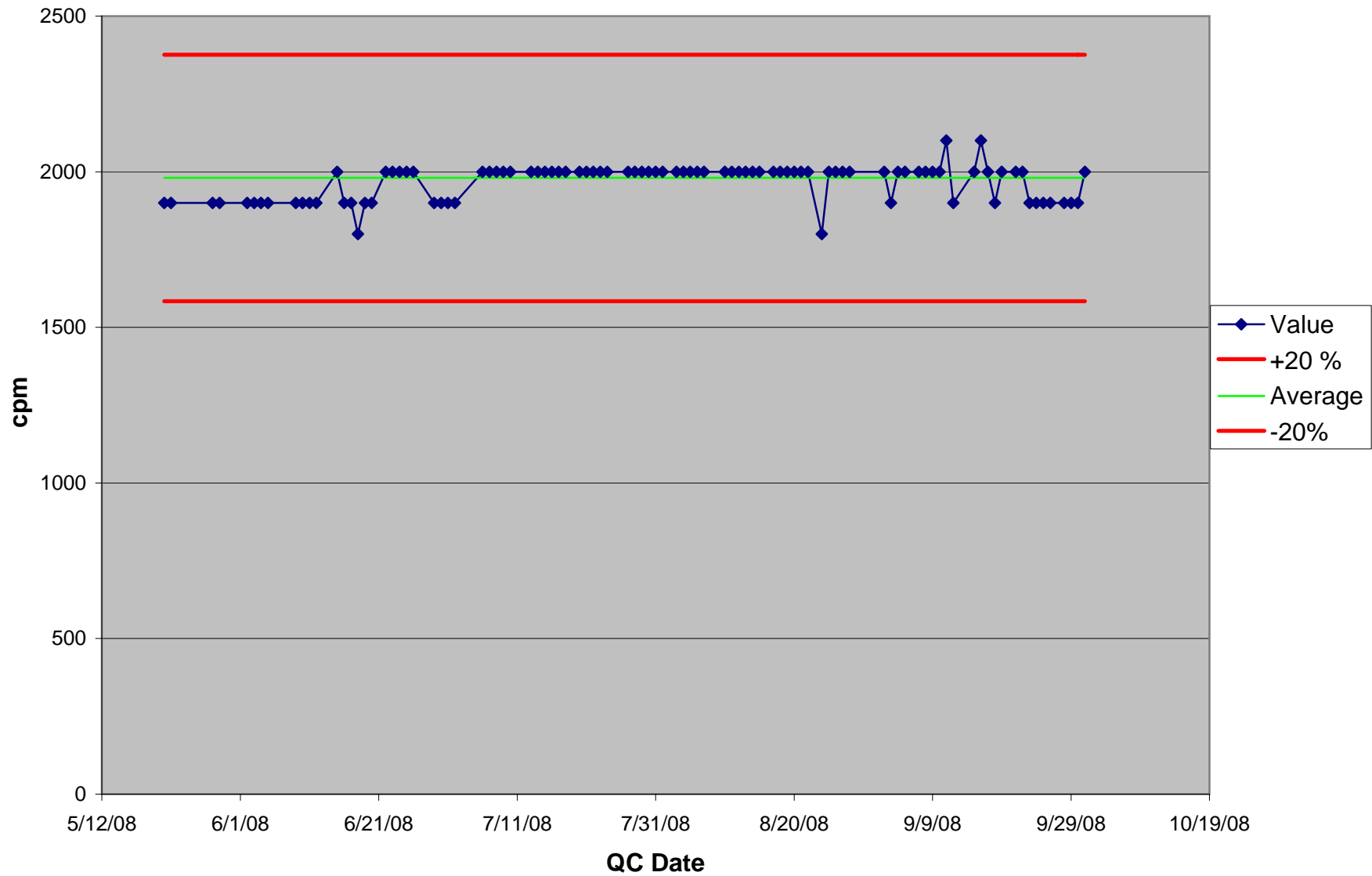
Inst.#172825 BKGD		
QC Daily Source		
Date	Result (cpm)	P/F
7/15/2008	35	Pass
7/16/2008	40	Pass
7/17/2008	40	Pass
7/18/2008	40	Pass
7/20/2008	40	Pass
7/21/2008	40	Pass
7/22/2008	40	Pass
7/23/2008	40	Pass
7/24/2008	40	Pass
7/27/2008	40	Pass
7/28/2008	40	Pass
7/29/2008	40	Pass
7/30/2008	40	Pass
7/31/2008	40	Pass
8/1/2008	40	Pass
8/3/2008	35	Pass
8/4/2008	40	Pass
8/5/2008	40	Pass
8/6/2008	40	Pass
8/7/2008	35	Pass
8/10/2008	40	Pass
8/11/2008	40	Pass
8/12/2008	40	Pass
8/13/2008	40	Pass
8/14/2008	40	Pass
8/15/2008	40	Pass
8/17/2008	40	Pass
8/18/2008	40	Pass
8/19/2008	40	Pass
8/20/2008	40	Pass
8/21/2008	40	Pass
8/22/2008	40	Pass
8/24/2008	35	Pass
8/25/2008	40	Pass

Inst.#172825 BKGD		Source Ser. #	NA
Initial Source Readings		Nuclide	NA
Date	Result (cpm)		

Inst.#172825 BKGD		
QC Daily Source		
Date	Result (cpm)	P/F
8/26/2008	40	Pass
8/27/2008	40	Pass
8/28/2008	40	Pass
9/2/2008	40	Pass
9/3/2008	40	Pass
9/4/2008	40	Pass
9/5/2008	40	Pass
9/7/2008	40	Pass
9/8/2008	40	Pass
9/9/2008	40	Pass
9/10/2008	40	Pass
9/11/2008	40	Pass
9/12/2008	40	Pass
9/15/2008	40	Pass
9/16/2008	40	Pass
9/17/2008	40	Pass
9/18/2008	40	Pass
9/19/2008	40	Pass
9/21/2008	40	Pass
9/22/2008	40	Pass
9/23/2008	40	Pass
9/24/2008	40	Pass
9/25/2008	40	Pass
9/26/2008	40	Pass
9/28/2008	40	Pass
9/29/2008	40	Pass
9/30/2008	40	Pass
10/1/2008	40	Pass
10/2/2008	40	Pass

Inst.#172825 BKGD		Source Ser. #	NA
Initial Source Readings		Nuclide	NA
Date	Result (cpm)		

Inst.#172825 SRC, Daily QC Trend Graph



Inst.#172825 SRC		
QC Daily Source		
Date	Result (cpm)	P/F
5/21/2008	1900	Pass
5/22/2008	1900	Pass
5/28/2008	1900	Pass
5/29/2008	1900	Pass
6/2/2008	1900	Pass
6/3/2008	1900	Pass
6/4/2008	1900	Pass
6/5/2008	1900	Pass
6/9/2008	1900	Pass
6/10/2008	1900	Pass
6/11/2008	1900	Pass
6/12/2008	1900	Pass
6/15/2008	2000	Pass
6/16/2008	1900	Pass
6/17/2008	1900	Pass
6/18/2008	1800	Pass
6/19/2008	1900	Pass
6/20/2008	1900	Pass
6/22/2008	2000	Pass
6/23/2008	2000	Pass
6/24/2008	2000	Pass
6/25/2008	2000	Pass
6/26/2008	2000	Pass
6/29/2008	1900	Pass
6/30/2008	1900	Pass
7/1/2008	1900	Pass
7/2/2008	1900	Pass
7/6/2008	2000	Pass
7/7/2008	2000	Pass
7/8/2008	2000	Pass
7/9/2008	2000	Pass
7/10/2008	2000	Pass
7/13/2008	2000	Pass
7/14/2008	2000	Pass

Inst.#172825 SRC		Source Ser. #	5803-07
Initial Source Readings		Nuclide	Tc-99
Date	Result (cpm)		
5/19/2008	2000		
5/19/2008	2000		
5/19/2008	1900		
5/19/2008	2000		
5/19/2008	2000		
5/19/2008	2100		
5/19/2008	2000		
5/19/2008	1900		
5/19/2008	1900		
5/19/2008	2000		
	Average		
	1980		

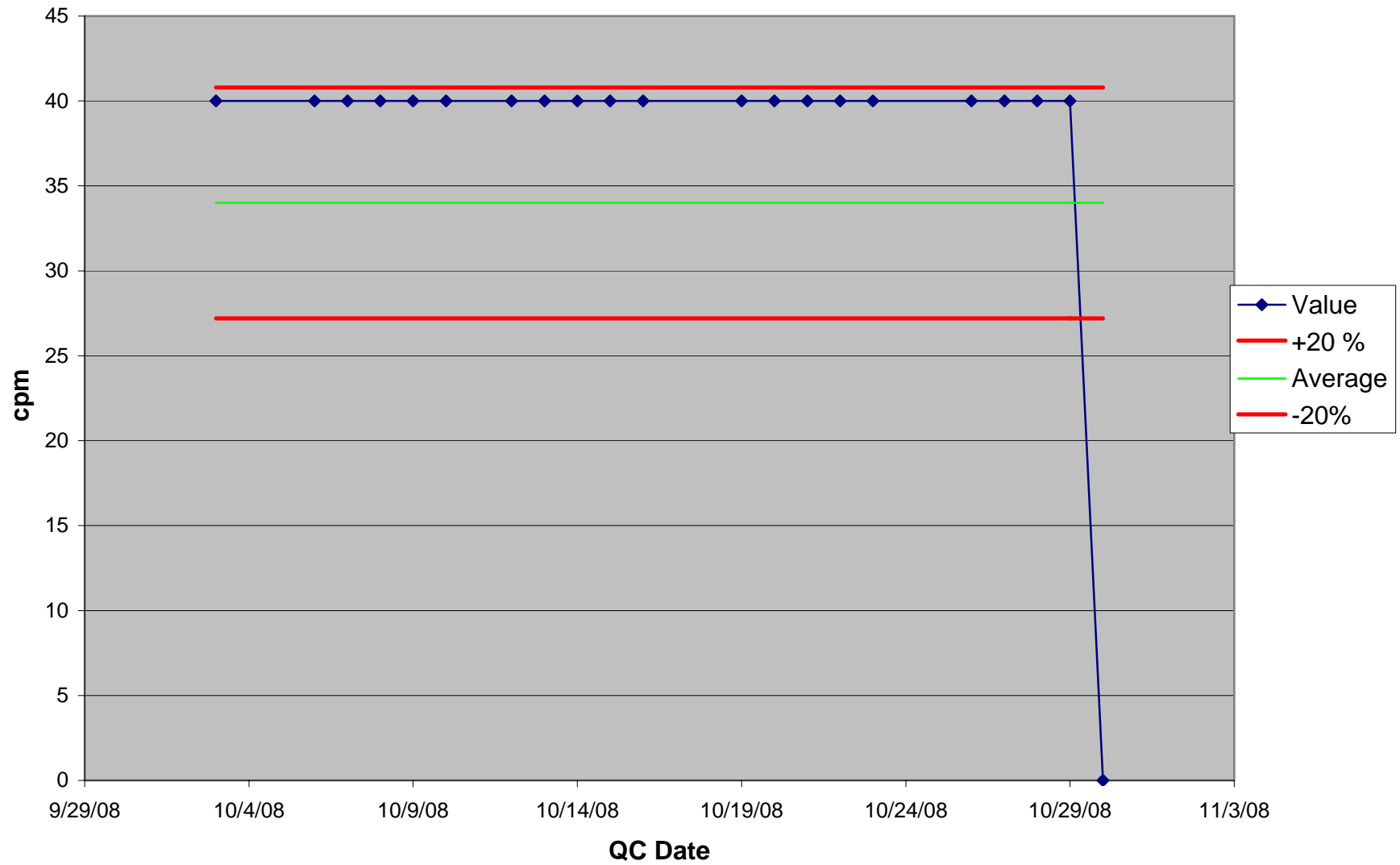
Inst.#172825 SRC		
QC Daily Source		
Date	Result (cpm)	P/F
7/15/2008	2000	Pass
7/16/2008	2000	Pass
7/17/2008	2000	Pass
7/18/2008	2000	Pass
7/20/2008	2000	Pass
7/21/2008	2000	Pass
7/22/2008	2000	Pass
7/23/2008	2000	Pass
7/24/2008	2000	Pass
7/27/2008	2000	Pass
7/28/2008	2000	Pass
7/29/2008	2000	Pass
7/30/2008	2000	Pass
7/31/2008	2000	Pass
8/1/2008	2000	Pass
8/3/2008	2000	Pass
8/4/2008	2000	Pass
8/5/2008	2000	Pass
8/6/2008	2000	Pass
8/7/2008	2000	Pass
8/10/2008	2000	Pass
8/11/2008	2000	Pass
8/12/2008	2000	Pass
8/13/2008	2000	Pass
8/14/2008	2000	Pass
8/15/2008	2000	Pass
8/17/2008	2000	Pass
8/18/2008	2000	Pass
8/19/2008	2000	Pass
8/20/2008	2000	Pass
8/21/2008	2000	Pass
8/22/2008	2000	Pass
8/24/2008	1800	Pass
8/25/2008	2000	Pass

Inst.#172825 SRC		Source Ser. #	5803-07
Initial Source Readings		Nuclide	Tc-99
Date	Result (cpm)		

Inst.#172825 SRC		
QC Daily Source		
Date	Result (cpm)	P/F
8/26/2008	2000	Pass
8/27/2008	2000	Pass
8/28/2008	2000	Pass
9/2/2008	2000	Pass
9/3/2008	1900	Pass
9/4/2008	2000	Pass
9/5/2008	2000	Pass
9/7/2008	2000	Pass
9/8/2008	2000	Pass
9/9/2008	2000	Pass
9/10/2008	2000	Pass
9/11/2008	2100	Pass
9/12/2008	1900	Pass
9/15/2008	2000	Pass
9/16/2008	2100	Pass
9/17/2008	2000	Pass
9/18/2008	1900	Pass
9/19/2008	2000	Pass
9/21/2008	2000	Pass
9/22/2008	2000	Pass
9/23/2008	1900	Pass
9/24/2008	1900	Pass
9/25/2008	1900	Pass
9/26/2008	1900	Pass
9/28/2008	1900	Pass
9/29/2008	1900	Pass
9/30/2008	1900	Pass
10/1/2008	2000	Pass

Inst.#172825 SRC		Source Ser. #	5803-07
Initial Source Readings		Nuclide	Tc-99
Date	Result (cpm)		

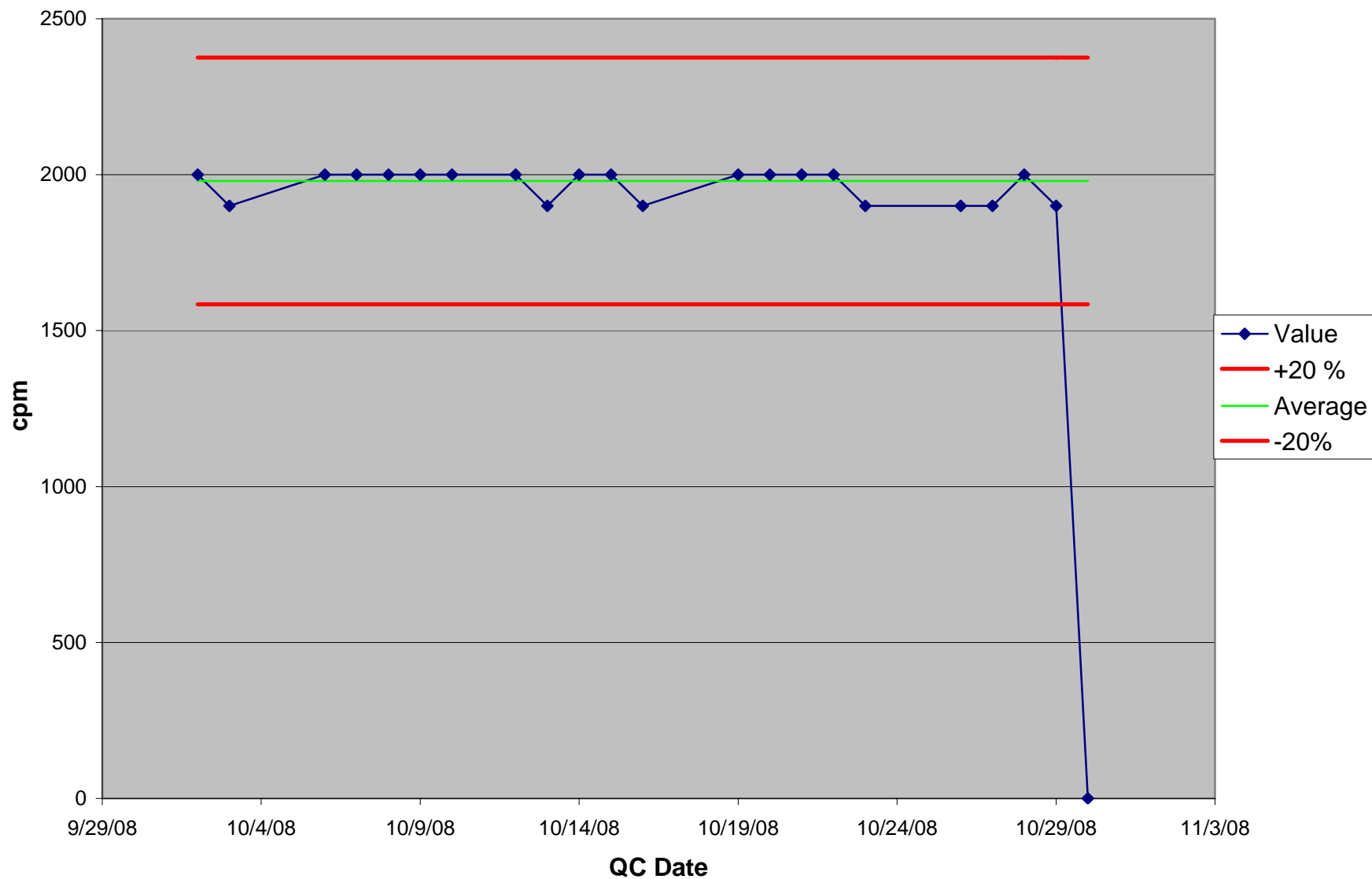
Inst.#172825 BKGD, Daily QC Trend Graph



Inst.#172825 BKGD		
QC Daily Source		
Date	Result (cpm)	P/F
10/3/2008	40	Pass
10/6/2008	40	Pass
10/7/2008	40	Pass
10/8/2008	40	Pass
10/9/2008	40	Pass
10/10/2008	40	Pass
10/12/2008	40	Pass
10/13/2008	40	Pass
10/14/2008	40	Pass
10/15/2008	40	Pass
10/16/2008	40	Pass
10/19/2008	40	Pass
10/20/2008	40	Pass
10/21/2008	40	Pass
10/22/2008	40	Pass
10/23/2008	40	Pass
10/26/2008	40	Pass
10/27/2008	40	Pass
10/28/2008	40	Pass
10/29/2008	40	Pass
10/30/2008	out of service	Fail

Inst.#172825 BKGD		Source Ser. #	NA
Initial Source Readings		Nuclide	NA
Date	Result (cpm)		
5/19/2008	30		
5/19/2008	30		
5/19/2008	40		
5/19/2008	40		
5/19/2008	30		
5/19/2008	30		
5/19/2008	40		
5/19/2008	30		
5/19/2008	30		
5/19/2008	40		
	Average		
	34		

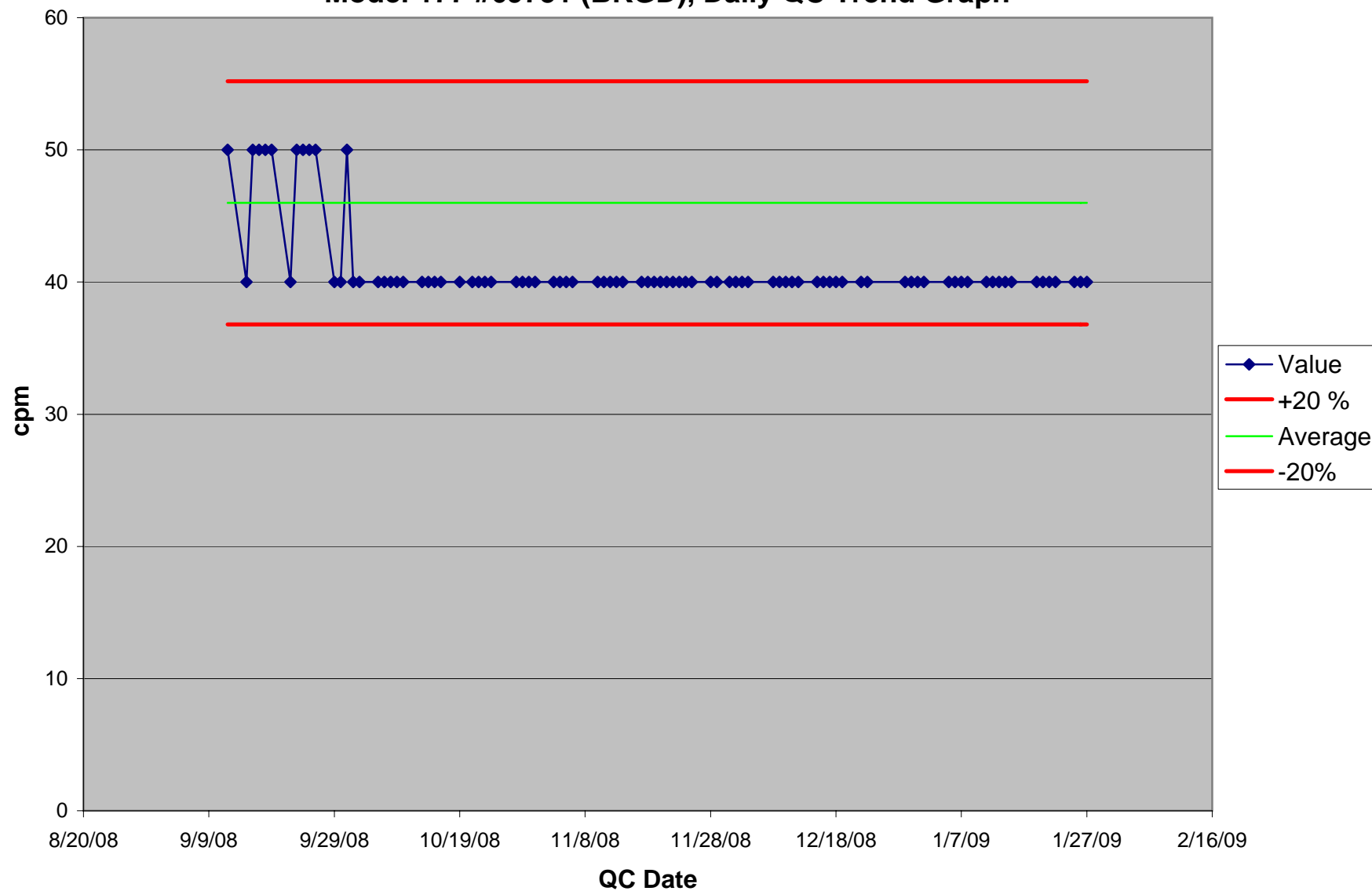
Inst.#172825 SRC, Daily QC Trend Graph



Inst.#172825 SRC		
QC Daily Source		
Date	Result (cpm)	P/F
10/2/2008	2000	Pass
10/3/2008	1900	Pass
10/6/2008	2000	Pass
10/7/2008	2000	Pass
10/8/2008	2000	Pass
10/9/2008	2000	Pass
10/10/2008	2000	Pass
10/12/2008	2000	Pass
10/13/2008	1900	Pass
10/14/2008	2000	Pass
10/15/2008	2000	Pass
10/16/2008	1900	Pass
10/19/2008	2000	Pass
10/20/2008	2000	Pass
10/21/2008	2000	Pass
10/22/2008	2000	Pass
10/23/2008	1900	Pass
10/26/2008	1900	Pass
10/27/2008	1900	Pass
10/28/2008	2000	Pass
10/29/2008	1900	Pass
10/30/2008	out of service	Fail

Inst.#172825 SRC		Source Ser. #	5803-07
Initial Source Readings		Nuclide	Tc-99
Date	Result (cpm)		
5/19/2008	2000		
5/19/2008	2000		
5/19/2008	1900		
5/19/2008	2000		
5/19/2008	2000		
5/19/2008	2100		
5/19/2008	2000		
5/19/2008	1900		
5/19/2008	1900		
5/19/2008	2000		
	Average		
	1980		

Model 177 #69751 (BKGD), Daily QC Trend Graph



Model 177 #69751 (BKGD)		
QC Daily Source		
Date	Result (cpm)	P/F
9/12/2008	50	Pass
9/15/2008	40	Pass
9/16/2008	50	Pass
9/17/2008	50	Pass
9/18/2008	50	Pass
9/19/2008	50	Pass
9/22/2008	40	Pass
9/23/2008	50	Pass
9/24/2008	50	Pass
9/25/2008	50	Pass
9/26/2008	50	Pass
9/29/2008	40	Pass
9/30/2008	40	Pass
10/1/2008	50	Pass
10/2/2008	40	Pass
10/3/2008	40	Pass
10/6/2008	40	Pass
10/7/2008	40	Pass
10/8/2008	40	Pass
10/9/2008	40	Pass
10/10/2008	40	Pass
10/13/2008	40	Pass
10/14/2008	40	Pass
10/15/2008	40	Pass
10/16/2008	40	Pass
10/19/2008	40	Pass
10/21/2008	40	Pass
10/22/2008	40	Pass
10/23/2008	40	Pass
10/24/2008	40	Pass
10/28/2008	40	Pass
10/29/2008	40	Pass

Model 177 #69751 (BKGD)		Source Ser. #	NA
Initial Source Readings		Nuclide	NA
Date	Result (cpm)		
9/12/2008	40		
9/12/2008	30		
9/12/2008	50		
9/12/2008	50		
9/12/2008	40		
9/12/2008	60		
9/12/2008	50		
9/12/2008	60		
9/12/2008	40		
9/12/2008	40		
	Average		
	46		

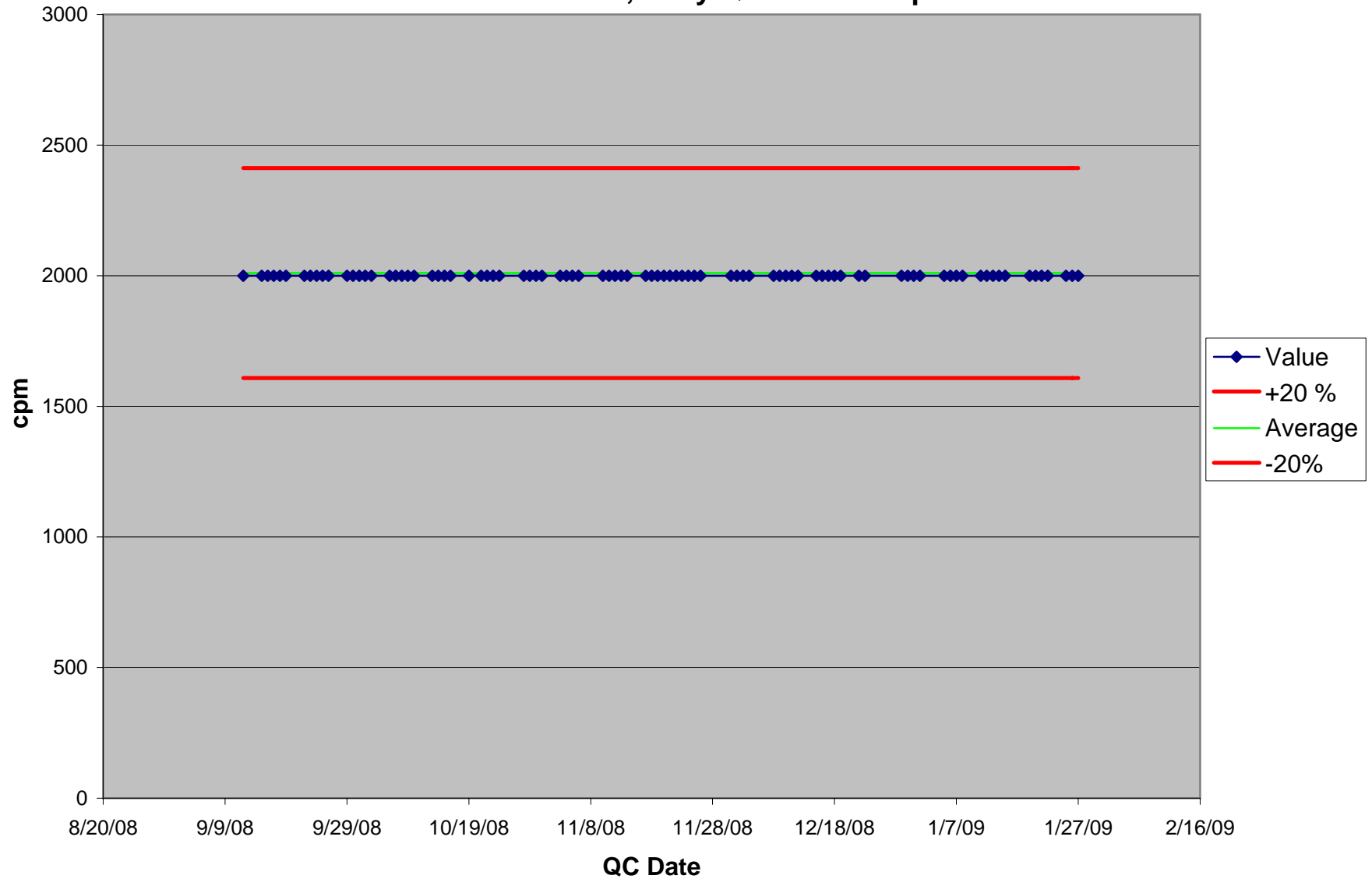
Model 177 #69751 (BKGD)		
QC Daily Source		
Date	Result (cpm)	P/F
10/30/2008	40	Pass
10/31/2008	40	Pass
11/3/2008	40	Pass
11/4/2008	40	Pass
11/5/2008	40	Pass
11/6/2008	40	Pass
11/10/2008	40	Pass
11/11/2008	40	Pass
11/12/2008	40	Pass
11/13/2008	40	Pass
11/14/2008	40	Pass
11/17/2008	40	Pass
11/18/2008	40	Pass
11/19/2008	40	Pass
11/20/2008	40	Pass
11/21/2008	40	Pass
11/22/2008	40	Pass
11/23/2008	40	Pass
11/24/2008	40	Pass
11/25/2008	40	Pass
11/28/2008	40	Pass
11/29/2008	40	Pass
12/1/2008	40	Pass
12/2/2008	40	Pass
12/3/2008	40	Pass
12/4/2008	40	Pass
12/8/2008	40	Pass
12/9/2008	40	Pass
12/10/2008	40	Pass
12/11/2008	40	Pass
12/12/2008	40	Pass
12/15/2008	40	Pass

Model 177 #69751 (BKGD)		Source Ser. #	NA
Initial Source Readings		Nuclide	NA
Date	Result (cpm)		

Model 177 #69751 (BKGD)		
QC Daily Source		
Date	Result (cpm)	P/F
12/16/2008	40	Pass
12/17/2008	40	Pass
12/18/2008	40	Pass
12/19/2008	40	Pass
12/22/2008	40	Pass
12/23/2008	40	Pass
12/29/2008	40	Pass
12/30/2008	40	Pass
12/31/2008	40	Pass
1/1/2009	40	Pass
1/5/2009	40	Pass
1/6/2009	40	Pass
1/7/2009	40	Pass
1/8/2009	40	Pass
1/11/2009	40	Pass
1/12/2009	40	Pass
1/13/2009	40	Pass
1/14/2009	40	Pass
1/15/2009	40	Pass
1/19/2009	40	Pass
1/20/2009	40	Pass
1/21/2009	40	Pass
1/22/2009	40	Pass
1/25/2009	40	Pass
1/26/2009	40	Pass
1/27/2009	40	Pass

Model 177 #69751 (BKGD)		Source Ser. #	NA
Initial Source Readings		Nuclide	NA
Date	Result (cpm)		

Model 177 # 69751, Daily QC Trend Graph



Model 177 # 69751		
QC Daily Source		
Date	Result (cpm)	P/F
9/12/2008	2000	Pass
9/15/2008	2000	Pass
9/16/2008	2000	Pass
9/17/2008	2000	Pass
9/18/2008	2000	Pass
9/19/2008	2000	Pass
9/22/2008	2000	Pass
9/23/2008	2000	Pass
9/24/2008	2000	Pass
9/25/2008	2000	Pass
9/26/2008	2000	Pass
9/29/2008	2000	Pass
9/30/2008	2000	Pass
10/1/2008	2000	Pass
10/2/2008	2000	Pass
10/3/2008	2000	Pass
10/6/2008	2000	Pass
10/7/2008	2000	Pass
10/8/2008	2000	Pass
10/9/2008	2000	Pass
10/10/2008	2000	Pass
10/13/2008	2000	Pass
10/14/2008	2000	Pass
10/15/2008	2000	Pass
10/16/2008	2000	Pass
10/19/2008	2000	Pass
10/21/2008	2000	Pass
10/22/2008	2000	Pass
10/23/2008	2000	Pass
10/24/2008	2000	Pass
10/28/2008	2000	Pass
10/29/2008	2000	Pass

Model 177 # 69751		Source Ser. #	1495
Initial Source Readings		Nuclide	Tc-99
Date	Result (cpm)		
9/12/2008	1800		
9/12/2008	1900		
9/12/2008	2100		
9/12/2008	2000		
9/12/2008	2000		
9/12/2008	1900		
9/12/2008	2100		
9/12/2008	2200		
9/12/2008	2000		
9/12/2008	2100		
	Average		
	2010		

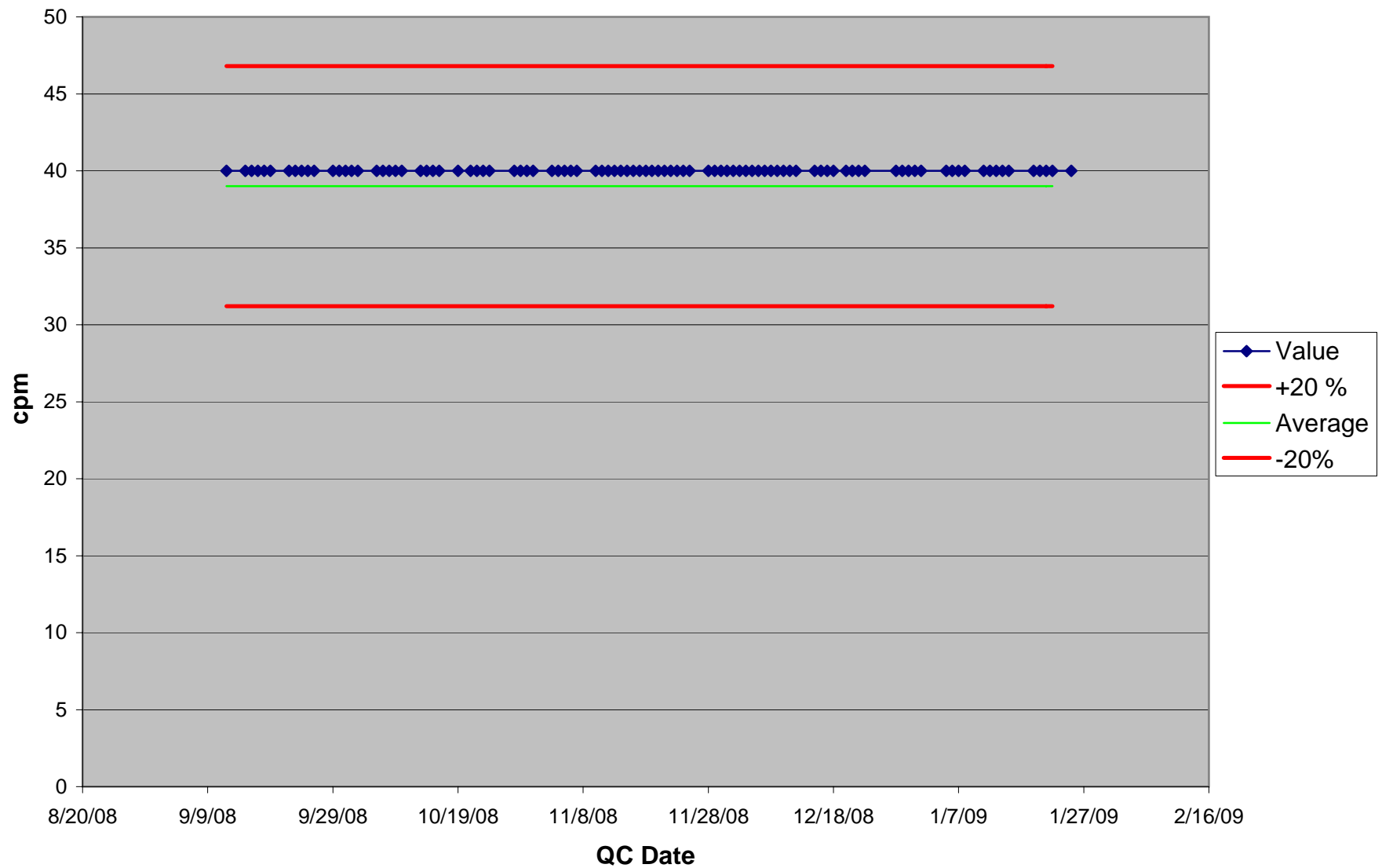
Model 177 # 69751		
QC Daily Source		
Date	Result (cpm)	P/F
10/30/2008	2000	Pass
10/31/2008	2000	Pass
11/3/2008	2000	Pass
11/4/2008	2000	Pass
11/5/2008	2000	Pass
11/6/2008	2000	Pass
11/10/2008	2000	Pass
11/11/2008	2000	Pass
11/12/2008	2000	Pass
11/13/2008	2000	Pass
11/14/2008	2000	Pass
11/17/2008	2000	Pass
11/18/2008	2000	Pass
11/19/2008	2000	Pass
11/20/2008	2000	Pass
11/21/2008	2000	Pass
11/22/2008	2000	Pass
11/23/2008	2000	Pass
11/24/2008	2000	Pass
11/25/2008	2000	Pass
11/26/2008	2000	Pass
12/1/2008	2000	Pass
12/2/2008	2000	Pass
12/3/2008	2000	Pass
12/4/2008	2000	Pass
12/8/2008	2000	Pass
12/9/2008	2000	Pass
12/10/2008	2000	Pass
12/11/2008	2000	Pass
12/12/2008	2000	Pass
12/15/2008	2000	Pass
12/16/2008	2000	Pass

Model 177 # 69751		Source Ser. #	1495
Initial Source Readings		Nuclide	Tc-99
Date	Result (cpm)		

Model 177 # 69751		
QC Daily Source		
Date	Result (cpm)	P/F
12/17/2008	2000	Pass
12/18/2008	2000	Pass
12/19/2008	2000	Pass
12/22/2008	2000	Pass
12/23/2008	2000	Pass
12/29/2008	2000	Pass
12/30/2008	2000	Pass
12/31/2008	2000	Pass
1/1/2009	2000	Pass
1/5/2009	2000	Pass
1/6/2009	2000	Pass
1/7/2009	2000	Pass
1/8/2009	2000	Pass
1/11/2009	2000	Pass
1/12/2009	2000	Pass
1/13/2009	2000	Pass
1/14/2009	2000	Pass
1/15/2009	2000	Pass
1/19/2009	2000	Pass
1/20/2009	2000	Pass
1/21/2009	2000	Pass
1/22/2009	2000	Pass
1/25/2009	2000	Pass
1/26/2009	2000	Pass
1/27/2009	2000	Pass

Model 177 # 69751		Source Ser. #	1495
Initial Source Readings		Nuclide	Tc-99
Date	Result (cpm)		

Model 177 # 89927 (BKGD), Daily QC Trend Graph



Model 177 # 89927 (BKGD)		
QC Daily Source		
Date	Result (cpm)	P/F
9/12/2008	40	Pass
9/15/2008	40	Pass
9/16/2008	40	Pass
9/17/2008	40	Pass
9/18/2008	40	Pass
9/19/2008	40	Pass
9/22/2008	40	Pass
9/23/2008	40	Pass
9/24/2008	40	Pass
9/25/2008	40	Pass
9/26/2008	40	Pass
9/29/2008	40	Pass
9/30/2008	40	Pass
10/1/2008	40	Pass
10/2/2008	40	Pass
10/3/2008	40	Pass
10/6/2008	40	Pass
10/7/2008	40	Pass
10/8/2008	40	Pass
10/9/2008	40	Pass
10/10/2008	40	Pass
10/13/2008	40	Pass
10/14/2008	40	Pass
10/15/2008	40	Pass
10/16/2008	40	Pass
10/19/2008	40	Pass
10/21/2008	40	Pass
10/22/2008	40	Pass
10/23/2008	40	Pass
10/24/2008	40	Pass
10/28/2008	40	Pass
10/29/2008	40	Pass
10/30/2008	40	Pass
10/31/2008	40	Pass

Model 177 # 89927 (BKGD)		Source Ser. #	NA
Initial Source Readings		Nuclide	NA
Date	Result (cpm)		
9/12/2008	40		
9/12/2008	30		
9/12/2008	50		
9/12/2008	40		
9/12/2008	30		
9/12/2008	50		
9/12/2008	50		
9/12/2008	40		
9/12/2008	30		
9/12/2008	30		
	Average		
	39		

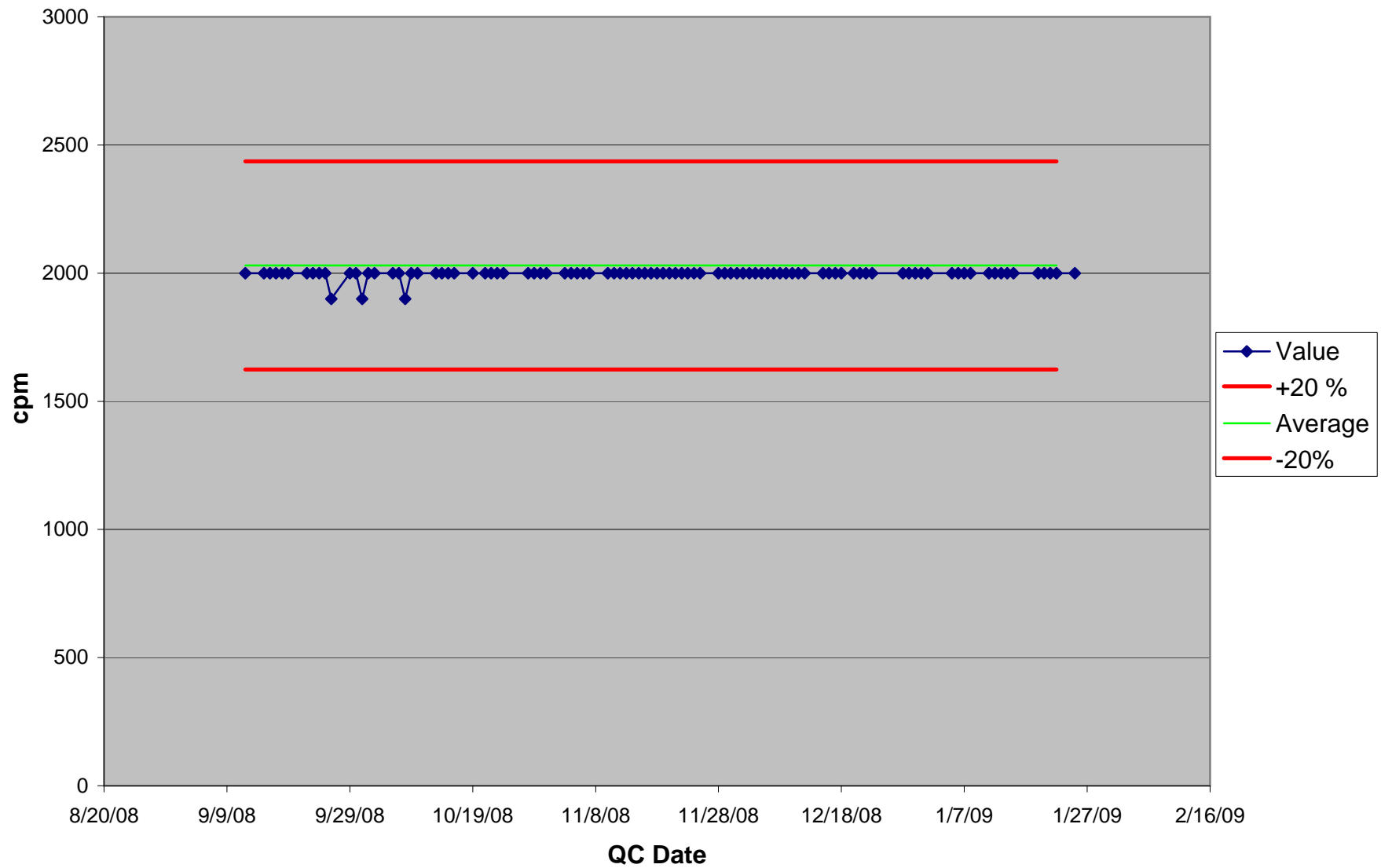
Model 177 # 89927 (BKGD)		
QC Daily Source		
Date	Result (cpm)	P/F
11/3/2008	40	Pass
11/4/2008	40	Pass
11/5/2008	40	Pass
11/6/2008	40	Pass
11/7/2008	40	Pass
11/10/2008	40	Pass
11/11/2008	40	Pass
11/12/2008	40	Pass
11/13/2008	40	Pass
11/14/2008	40	Pass
11/15/2008	40	Pass
11/16/2008	40	Pass
11/17/2008	40	Pass
11/18/2008	40	Pass
11/19/2008	40	Pass
11/20/2008	40	Pass
11/21/2008	40	Pass
11/22/2008	40	Pass
11/23/2008	40	Pass
11/24/2008	40	Pass
11/25/2008	40	Pass
11/28/2008	40	Pass
11/29/2008	40	Pass
11/30/2008	40	Pass
12/1/2008	40	Pass
12/2/2008	40	Pass
12/3/2008	40	Pass
12/4/2008	40	Pass
12/5/2008	40	Pass
12/6/2008	40	Pass
12/7/2008	40	Pass
12/8/2008	40	Pass
12/9/2008	40	Pass
12/10/2008	40	Pass

Model 177 # 89927 (BKGD)		Source Ser. #	NA
Initial Source Readings		Nuclide	NA
Date	Result (cpm)		

Model 177 # 89927 (BKGD)		
QC Daily Source		
Date	Result (cpm)	P/F
12/11/2008	40	Pass
12/12/2008	40	Pass
12/15/2008	40	Pass
12/16/2008	40	Pass
12/17/2008	40	Pass
12/18/2008	40	Pass
12/20/2008	40	Pass
12/21/2008	40	Pass
12/22/2008	40	Pass
12/23/2008	40	Pass
12/28/2008	40	Pass
12/29/2008	40	Pass
12/30/2008	40	Pass
12/31/2008	40	Pass
1/1/2009	40	Pass
1/5/2009	40	Pass
1/6/2009	40	Pass
1/7/2009	40	Pass
1/8/2009	40	Pass
1/11/2009	40	Pass
1/12/2009	40	Pass
1/13/2009	40	Pass
1/14/2009	40	Pass
1/15/2009	40	Pass
1/19/2009	40	Pass
1/20/2009	40	Pass
1/21/2009	40	Pass
1/22/2009	40	Pass
1/25/2009	40	Pass

Model 177 # 89927 (BKGD)		Source Ser. #	NA
Initial Source Readings		Nuclide	NA
Date	Result (cpm)		

Model 177 # 89927, Daily QC Trend Graph



Model 177 # 89927		
QC Daily Source		
Date	Result (cpm)	P/F
9/12/2008	2000	Pass
9/15/2008	2000	Pass
9/16/2008	2000	Pass
9/17/2008	2000	Pass
9/18/2008	2000	Pass
9/19/2008	2000	Pass
9/22/2008	2000	Pass
9/23/2008	2000	Pass
9/24/2008	2000	Pass
9/25/2008	2000	Pass
9/26/2008	1900	Pass
9/29/2008	2000	Pass
9/30/2008	2000	Pass
10/1/2008	1900	Pass
10/2/2008	2000	Pass
10/3/2008	2000	Pass
10/6/2008	2000	Pass
10/7/2008	2000	Pass
10/8/2008	1900	Pass
10/9/2008	2000	Pass
10/10/2008	2000	Pass
10/13/2008	2000	Pass
10/14/2008	2000	Pass
10/15/2008	2000	Pass
10/16/2008	2000	Pass
10/19/2008	2000	Pass
10/21/2008	2000	Pass
10/22/2008	2000	Pass
10/23/2008	2000	Pass
10/24/2008	2000	Pass
10/28/2008	2000	Pass
10/29/2008	2000	Pass
10/30/2008	2000	Pass
10/31/2008	2000	Pass

Model 177 # 89927		Source Ser. #	1495
Initial Source Readings		Nuclide	Tc-99
Date	Result (cpm)		
9/12/2008	2200		
9/12/2008	1900		
9/12/2008	2000		
9/12/2008	1800		
9/12/2008	2000		
9/12/2008	2100		
9/12/2008	2000		
9/12/2008	2200		
9/12/2008	2100		
9/12/2008	2000		
	Average		
	2030		

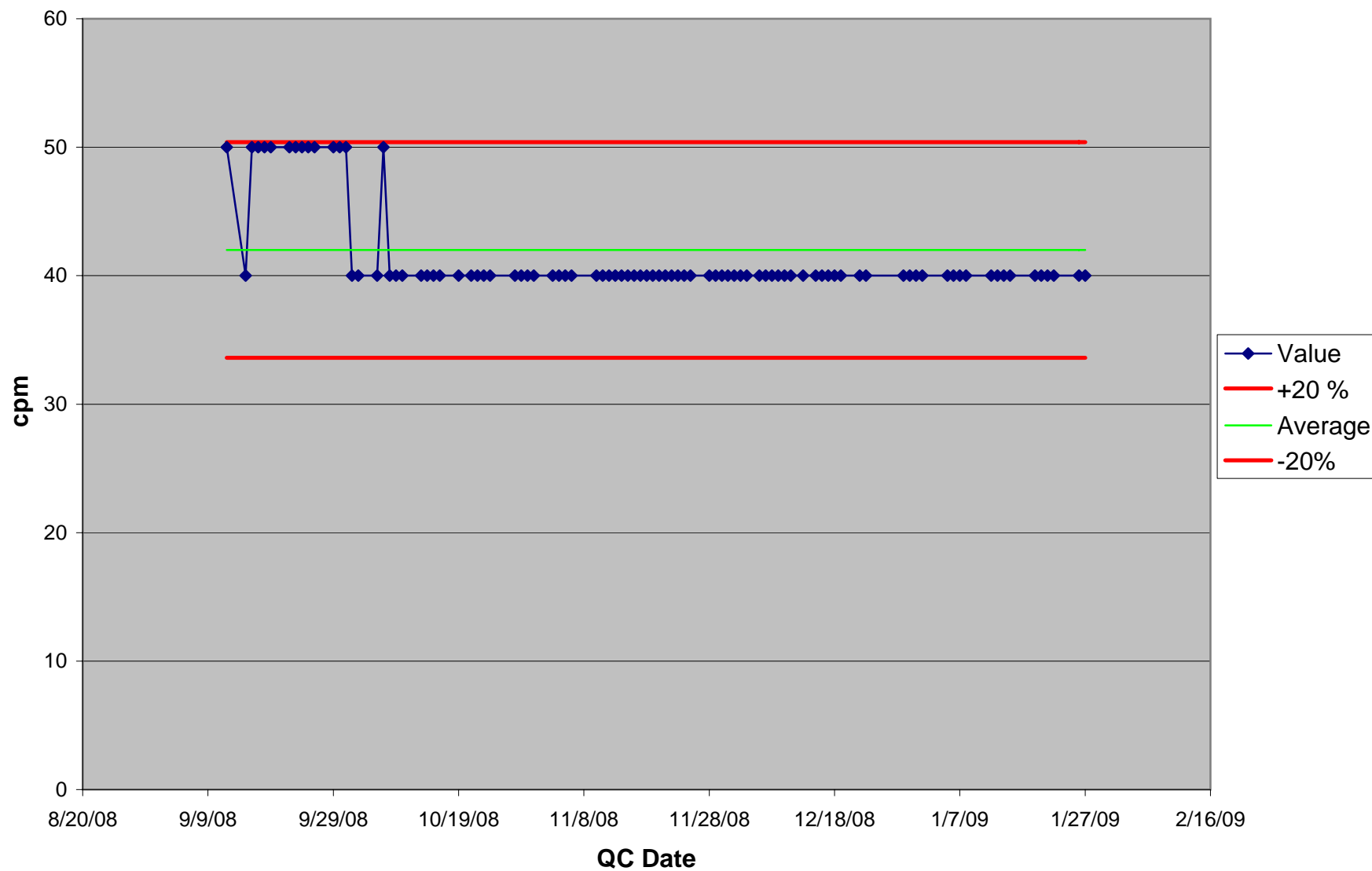
Model 177 # 89927		
QC Daily Source		
Date	Result (cpm)	P/F
11/3/2008	2000	Pass
11/4/2008	2000	Pass
11/5/2008	2000	Pass
11/6/2008	2000	Pass
11/7/2008	2000	Pass
11/10/2008	2000	Pass
11/11/2008	2000	Pass
11/12/2008	2000	Pass
11/13/2008	2000	Pass
11/14/2008	2000	Pass
11/15/2008	2000	Pass
11/16/2008	2000	Pass
11/17/2008	2000	Pass
11/18/2008	2000	Pass
11/19/2008	2000	Pass
11/20/2008	2000	Pass
11/21/2008	2000	Pass
11/22/2008	2000	Pass
11/23/2008	2000	Pass
11/24/2008	2000	Pass
11/25/2008	2000	Pass
11/28/2008	2000	Pass
11/29/2008	2000	Pass
11/30/2008	2000	Pass
12/1/2008	2000	Pass
12/2/2008	2000	Pass
12/3/2008	2000	Pass
12/4/2008	2000	Pass
12/5/2008	2000	Pass
12/6/2008	2000	Pass
12/7/2008	2000	Pass
12/8/2008	2000	Pass
12/9/2008	2000	Pass
12/10/2008	2000	Pass

Model 177 # 89927		Source Ser. #	1495
Initial Source Readings		Nuclide	Tc-99
Date	Result (cpm)		

Model 177 # 89927		
QC Daily Source		
Date	Result (cpm)	P/F
12/11/2008	2000	Pass
12/12/2008	2000	Pass
12/15/2008	2000	Pass
12/16/2008	2000	Pass
12/17/2008	2000	Pass
12/18/2008	2000	Pass
12/20/2008	2000	Pass
12/21/2008	2000	Pass
12/22/2008	2000	Pass
12/23/2008	2000	Pass
12/28/2008	2000	Pass
12/29/2008	2000	Pass
12/30/2008	2000	Pass
12/31/2008	2000	Pass
1/1/2009	2000	Pass
1/5/2009	2000	Pass
1/6/2009	2000	Pass
1/7/2009	2000	Pass
1/8/2009	2000	Pass
1/11/2009	2000	Pass
1/12/2009	2000	Pass
1/13/2009	2000	Pass
1/14/2009	2000	Pass
1/15/2009	2000	Pass
1/19/2009	2000	Pass
1/20/2009	2000	Pass
1/21/2009	2000	Pass
1/22/2009	2000	Pass
1/25/2009	2000	Pass

Model 177 # 89927		Source Ser. #	1495
Initial Source Readings		Nuclide	Tc-99
Date	Result (cpm)		

Model 177 # 132453 (BKGD), Daily QC Trend Graph



Model 177 # 132453 (BKGD)		
QC Daily Source		
Date	Result (cpm)	P/F
9/12/2008	50	Pass
9/15/2008	40	Pass
9/16/2008	50	Pass
9/17/2008	50	Pass
9/18/2008	50	Pass
9/19/2008	50	Pass
9/22/2008	50	Pass
9/23/2008	50	Pass
9/24/2008	50	Pass
9/25/2008	50	Pass
9/26/2008	50	Pass
9/29/2008	50	Pass
9/30/2008	50	Pass
10/1/2008	50	Pass
10/2/2008	40	Pass
10/3/2008	40	Pass
10/6/2008	40	Pass
10/7/2008	50	Pass
10/8/2008	40	Pass
10/9/2008	40	Pass
10/10/2008	40	Pass
10/13/2008	40	Pass
10/14/2008	40	Pass
10/15/2008	40	Pass
10/16/2008	40	Pass
10/19/2008	40	Pass
10/21/2008	40	Pass
10/22/2008	40	Pass
10/23/2008	40	Pass
10/24/2008	40	Pass
10/28/2008	40	Pass
10/29/2008	40	Pass
10/30/2008	40	Pass

Model 177 # 132453 (BKGD)		Source Ser. #	NA
Initial Source Readings		Nuclide	NA
Date	Result (cpm)		
9/12/2008	30		
9/12/2008	40		
9/12/2008	40		
9/12/2008	60		
9/12/2008	50		
9/12/2008	40		
9/12/2008	30		
9/12/2008	40		
9/12/2008	50		
9/12/2008	40		
	Average		
	42		

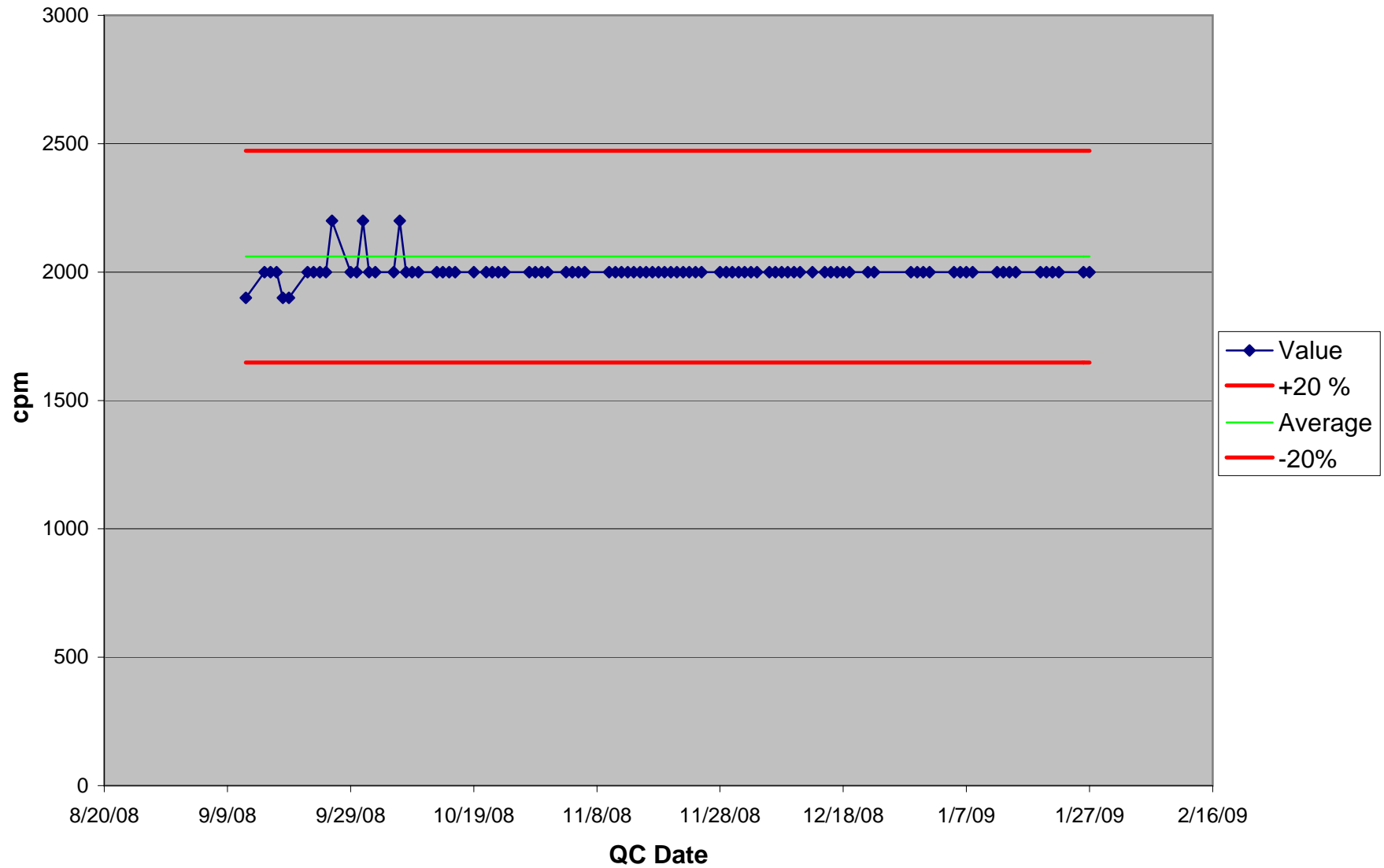
Model 177 # 132453 (BKGD)		
QC Daily Source		
Date	Result (cpm)	P/F
10/31/2008	40	Pass
11/3/2008	40	Pass
11/4/2008	40	Pass
11/5/2008	40	Pass
11/6/2008	40	Pass
11/10/2008	40	Pass
11/11/2008	40	Pass
11/12/2008	40	Pass
11/13/2008	40	Pass
11/14/2008	40	Pass
11/15/2008	40	Pass
11/16/2008	40	Pass
11/17/2008	40	Pass
11/18/2008	40	Pass
11/19/2008	40	Pass
11/20/2008	40	Pass
11/21/2008	40	Pass
11/22/2008	40	Pass
11/23/2008	40	Pass
11/24/2008	40	Pass
11/25/2008	40	Pass
11/28/2008	40	Pass
11/29/2008	40	Pass
11/30/2008	40	Pass
12/1/2008	40	Pass
12/2/2008	40	Pass
12/3/2008	40	Pass
12/4/2008	40	Pass
12/6/2008	40	Pass
12/7/2008	40	Pass
12/8/2008	40	Pass
12/9/2008	40	Pass

Model 177 # 132453 (BKGD)		Source Ser. #	NA
Initial Source Readings		Nuclide	NA
Date	Result (cpm)		

Model 177 # 132453 (BKGD)		
QC Daily Source		
Date	Result (cpm)	P/F
12/10/2008	40	Pass
12/11/2008	40	Pass
12/13/2008	40	Pass
12/15/2008	40	Pass
12/16/2008	40	Pass
12/17/2008	40	Pass
12/18/2008	40	Pass
12/19/2008	40	Pass
12/22/2008	40	Pass
12/23/2008	40	Pass
12/29/2008	40	Pass
12/30/2008	40	Pass
12/31/2008	40	Pass
1/1/2009	40	Pass
1/5/2009	40	Pass
1/6/2009	40	Pass
1/7/2009	40	Pass
1/8/2009	40	Pass
1/12/2009	40	Pass
1/13/2009	40	Pass
1/14/2009	40	Pass
1/15/2009	40	Pass
1/19/2009	40	Pass
1/20/2009	40	Pass
1/21/2009	40	Pass
1/22/2009	40	Pass
1/26/2009	40	Pass
1/27/2009	40	Pass

Model 177 # 132453 (BKGD)		Source Ser. #	NA
Initial Source Readings		Nuclide	NA
Date	Result (cpm)		

Model 177 # 132453, Daily QC Trend Graph



Model 177 # 132453		
QC Daily Source		
Date	Result (cpm)	P/F
9/12/2008	1900	Pass
9/15/2008	2000	Pass
9/16/2008	2000	Pass
9/17/2008	2000	Pass
9/18/2008	1900	Pass
9/19/2008	1900	Pass
9/22/2008	2000	Pass
9/23/2008	2000	Pass
9/24/2008	2000	Pass
9/25/2008	2000	Pass
9/26/2008	2200	Pass
9/29/2008	2000	Pass
9/30/2008	2000	Pass
10/1/2008	2200	Pass
10/2/2008	2000	Pass
10/3/2008	2000	Pass
10/6/2008	2000	Pass
10/7/2008	2200	Pass
10/8/2008	2000	Pass
10/9/2008	2000	Pass
10/10/2008	2000	Pass
10/13/2008	2000	Pass
10/14/2008	2000	Pass
10/15/2008	2000	Pass
10/16/2008	2000	Pass
10/19/2008	2000	Pass
10/21/2008	2000	Pass
10/22/2008	2000	Pass
10/23/2008	2000	Pass
10/24/2008	2000	Pass
10/28/2008	2000	Pass
10/29/2008	2000	Pass
10/30/2008	2000	Pass

Model 177 # 132453		Source Ser. #	1495
Initial Source Readings		Nuclide	Tc-99
Date	Result (cpm)		
9/12/2008	2000		
9/12/2008	2100		
9/12/2008	2200		
9/12/2008	2100		
9/12/2008	2000		
9/12/2008	2000		
9/12/2008	2200		
9/12/2008	2000		
9/12/2008	2100		
9/12/2008	1900		
	Average		
	2060		

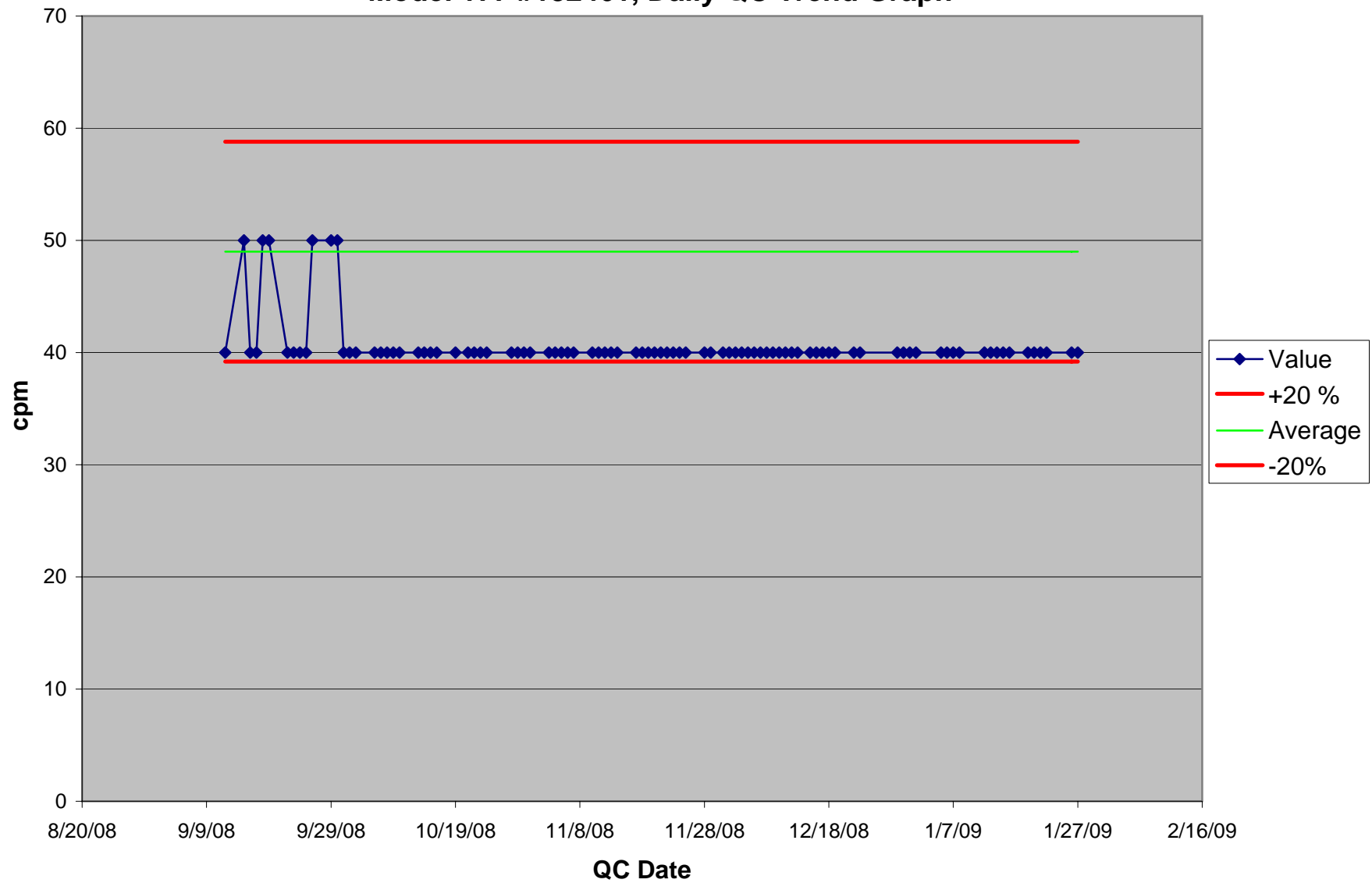
Model 177 # 132453		
QC Daily Source		
Date	Result (cpm)	P/F
10/31/2008	2000	Pass
11/3/2008	2000	Pass
11/4/2008	2000	Pass
11/5/2008	2000	Pass
11/6/2008	2000	Pass
11/10/2008	2000	Pass
11/11/2008	2000	Pass
11/12/2008	2000	Pass
11/13/2008	2000	Pass
11/14/2008	2000	Pass
11/15/2008	2000	Pass
11/16/2008	2000	Pass
11/17/2008	2000	Pass
11/18/2008	2000	Pass
11/19/2008	2000	Pass
11/20/2008	2000	Pass
11/21/2008	2000	Pass
11/22/2008	2000	Pass
11/23/2008	2000	Pass
11/24/2008	2000	Pass
11/25/2008	2000	Pass
11/28/2008	2000	Pass
11/29/2008	2000	Pass
11/30/2008	2000	Pass
12/1/2008	2000	Pass
12/2/2008	2000	Pass
12/3/2008	2000	Pass
12/4/2008	2000	Pass
12/6/2008	2000	Pass
12/7/2008	2000	Pass
12/8/2008	2000	Pass
12/9/2008	2000	Pass

Model 177 # 132453		Source Ser. #	1495
Initial Source Readings		Nuclide	Tc-99
Date	Result (cpm)		

Model 177 # 132453		
QC Daily Source		
Date	Result (cpm)	P/F
12/10/2008	2000	Pass
12/11/2008	2000	Pass
12/13/2008	2000	Pass
12/15/2008	2000	Pass
12/16/2008	2000	Pass
12/17/2008	2000	Pass
12/18/2008	2000	Pass
12/19/2008	2000	Pass
12/22/2008	2000	Pass
12/23/2008	2000	Pass
12/29/2008	2000	Pass
12/30/2008	2000	Pass
12/31/2008	2000	Pass
1/1/2009	2000	Pass
1/5/2009	2000	Pass
1/6/2009	2000	Pass
1/7/2009	2000	Pass
1/8/2009	2000	Pass
1/12/2009	2000	Pass
1/13/2009	2000	Pass
1/14/2009	2000	Pass
1/15/2009	2000	Pass
1/19/2009	2000	Pass
1/20/2009	2000	Pass
1/21/2009	2000	Pass
1/22/2009	2000	Pass
1/26/2009	2000	Pass
1/27/2009	2000	Pass

Model 177 # 132453		Source Ser. #	1495
Initial Source Readings		Nuclide	Tc-99
Date	Result (cpm)		

Model 177 #132461, Daily QC Trend Graph



Model 177 #132461		
QC Daily Source		
Date	Result (cpm)	P/F
9/12/2008	40	Pass
9/15/2008	50	Pass
9/16/2008	40	Pass
9/17/2008	40	Pass
9/18/2008	50	Pass
9/19/2008	50	Pass
9/22/2008	40	Pass
9/23/2008	40	Pass
9/24/2008	40	Pass
9/25/2008	40	Pass
9/26/2008	50	Pass
9/29/2008	50	Pass
9/30/2008	50	Pass
10/1/2008	40	Pass
10/2/2008	40	Pass
10/3/2008	40	Pass
10/6/2008	40	Pass
10/7/2008	40	Pass
10/8/2008	40	Pass
10/9/2008	40	Pass
10/10/2008	40	Pass
10/13/2008	40	Pass
10/14/2008	40	Pass
10/15/2008	40	Pass
10/16/2008	40	Pass
10/19/2008	40	Pass
10/21/2008	40	Pass
10/22/2008	40	Pass
10/23/2008	40	Pass
10/24/2008	40	Pass
10/28/2008	40	Pass
10/29/2008	40	Pass
10/30/2008	40	Pass

Model 177 #132461		Source Ser. #	NA
Initial Source Readings		Nuclide	NA
Date	Result (cpm)		
9/12/2008	30		
9/12/2008	30		
9/12/2008	60		
9/12/2008	40		
9/12/2008	50		
9/12/2008	30		
9/12/2008	70		
9/12/2008	60		
9/12/2008	40		
9/12/2008	80		
	Average		
	49		

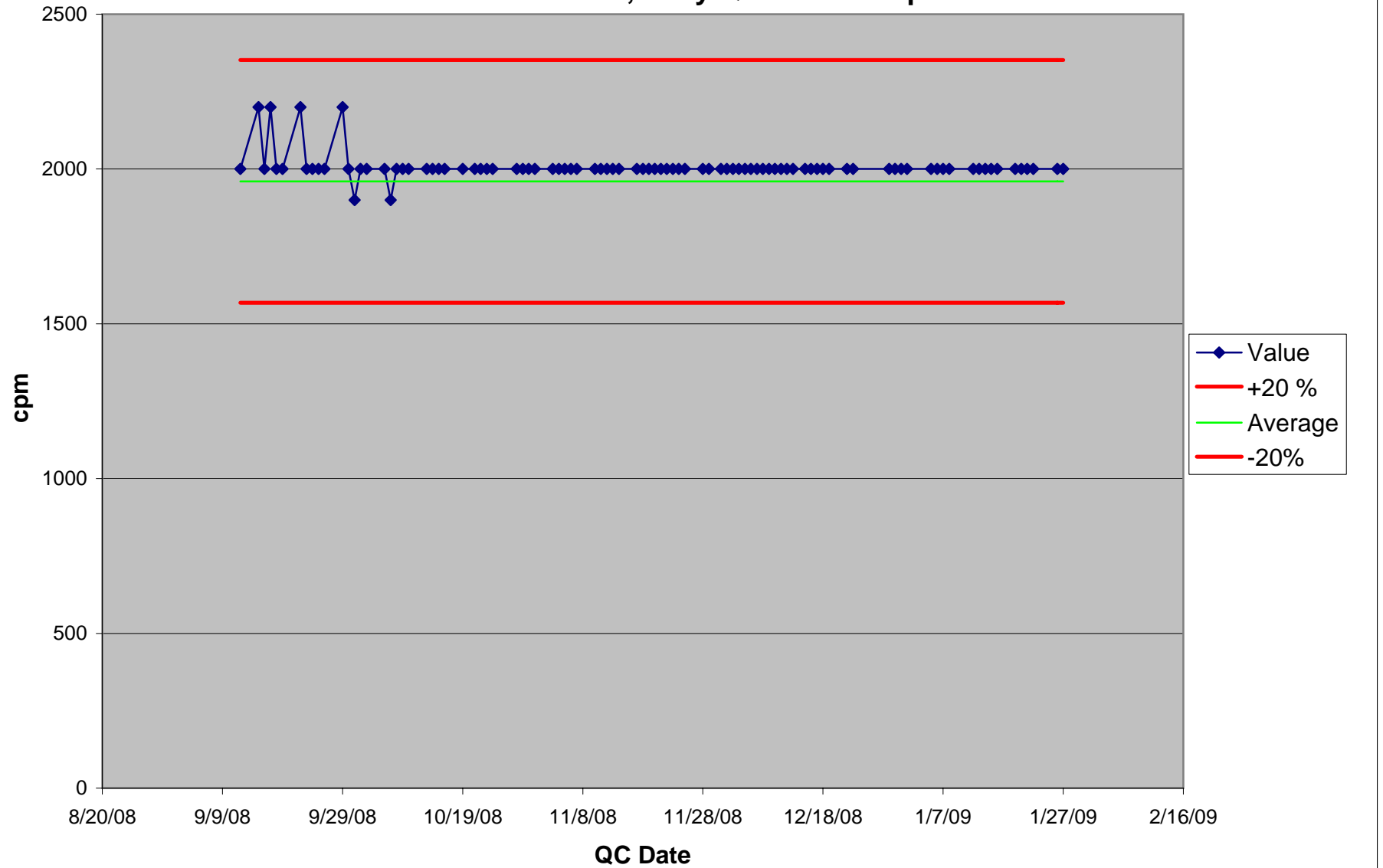
Model 177 #132461		
QC Daily Source		
Date	Result (cpm)	P/F
10/31/2008	40	Pass
11/3/2008	40	Pass
11/4/2008	40	Pass
11/5/2008	40	Pass
11/6/2008	40	Pass
11/7/2008	40	Pass
11/10/2008	40	Pass
11/11/2008	40	Pass
11/12/2008	40	Pass
11/13/2008	40	Pass
11/14/2008	40	Pass
11/17/2008	40	Pass
11/18/2008	40	Pass
11/19/2008	40	Pass
11/20/2008	40	Pass
11/21/2008	40	Pass
11/22/2008	40	Pass
11/23/2008	40	Pass
11/24/2008	40	Pass
11/25/2008	40	Pass
11/28/2008	40	Pass
11/29/2008	40	Pass
12/1/2008	40	Pass
12/2/2008	40	Pass
12/3/2008	40	Pass
12/4/2008	40	Pass
12/5/2008	40	Pass
12/6/2008	40	Pass
12/7/2008	40	Pass
12/8/2008	40	Pass
12/9/2008	40	Pass
12/10/2008	40	Pass

Model 177 #132461		Source Ser. #	NA
Initial Source Readings		Nuclide	NA
Date	Result (cpm)		

Model 177 #132461		
QC Daily Source		
Date	Result (cpm)	P/F
12/11/2008	40	Pass
12/12/2008	40	Pass
12/13/2008	40	Pass
12/15/2008	40	Pass
12/16/2008	40	Pass
12/17/2008	40	Pass
12/18/2008	40	Pass
12/19/2008	40	Pass
12/22/2008	40	Pass
12/23/2008	40	Pass
12/29/2008	40	Pass
12/30/2008	40	Pass
12/31/2008	40	Pass
1/1/2009	40	Pass
1/5/2009	40	Pass
1/6/2009	40	Pass
1/7/2009	40	Pass
1/8/2009	40	Pass
1/12/2009	40	Pass
1/13/2009	40	Pass
1/14/2009	40	Pass
1/15/2009	40	Pass
1/16/2009	40	Pass
1/19/2009	40	Pass
1/20/2009	40	Pass
1/21/2009	40	Pass
1/22/2009	40	Pass
1/26/2009	40	Pass
1/27/2009	40	Pass

Model 177 #132461		Source Ser. #	NA
Initial Source Readings		Nuclide	NA
Date	Result (cpm)		

Model 177 # 132461, Daily QC Trend Graph



Model 177 # 132461		
QC Daily Source		
Date	Result (cpm)	P/F
9/12/2008	2000	Pass
9/15/2008	2200	Pass
9/16/2008	2000	Pass
9/17/2008	2200	Pass
9/18/2008	2000	Pass
9/19/2008	2000	Pass
9/22/2008	2200	Pass
9/23/2008	2000	Pass
9/24/2008	2000	Pass
9/25/2008	2000	Pass
9/26/2008	2000	Pass
9/29/2008	2200	Pass
9/30/2008	2000	Pass
10/1/2008	1900	Pass
10/2/2008	2000	Pass
10/3/2008	2000	Pass
10/6/2008	2000	Pass
10/7/2008	1900	Pass
10/8/2008	2000	Pass
10/9/2008	2000	Pass
10/10/2008	2000	Pass
10/13/2008	2000	Pass
10/14/2008	2000	Pass
10/15/2008	2000	Pass
10/16/2008	2000	Pass
10/19/2008	2000	Pass
10/21/2008	2000	Pass
10/22/2008	2000	Pass
10/23/2008	2000	Pass
10/24/2008	2000	Pass
10/28/2008	2000	Pass
10/29/2008	2000	Pass
10/30/2008	2000	Pass

Model 177 # 132461		Source Ser. #	1495
Initial Source Readings		Nuclide	Tc-99
Date	Result (cpm)		
9/12/2008	1800		
9/12/2008	2000		
9/12/2008	1900		
9/12/2008	1800		
9/12/2008	2200		
9/12/2008	2000		
9/12/2008	1800		
9/12/2008	2000		
9/12/2008	2000		
9/12/2008	2100		
	Average		
	1960		

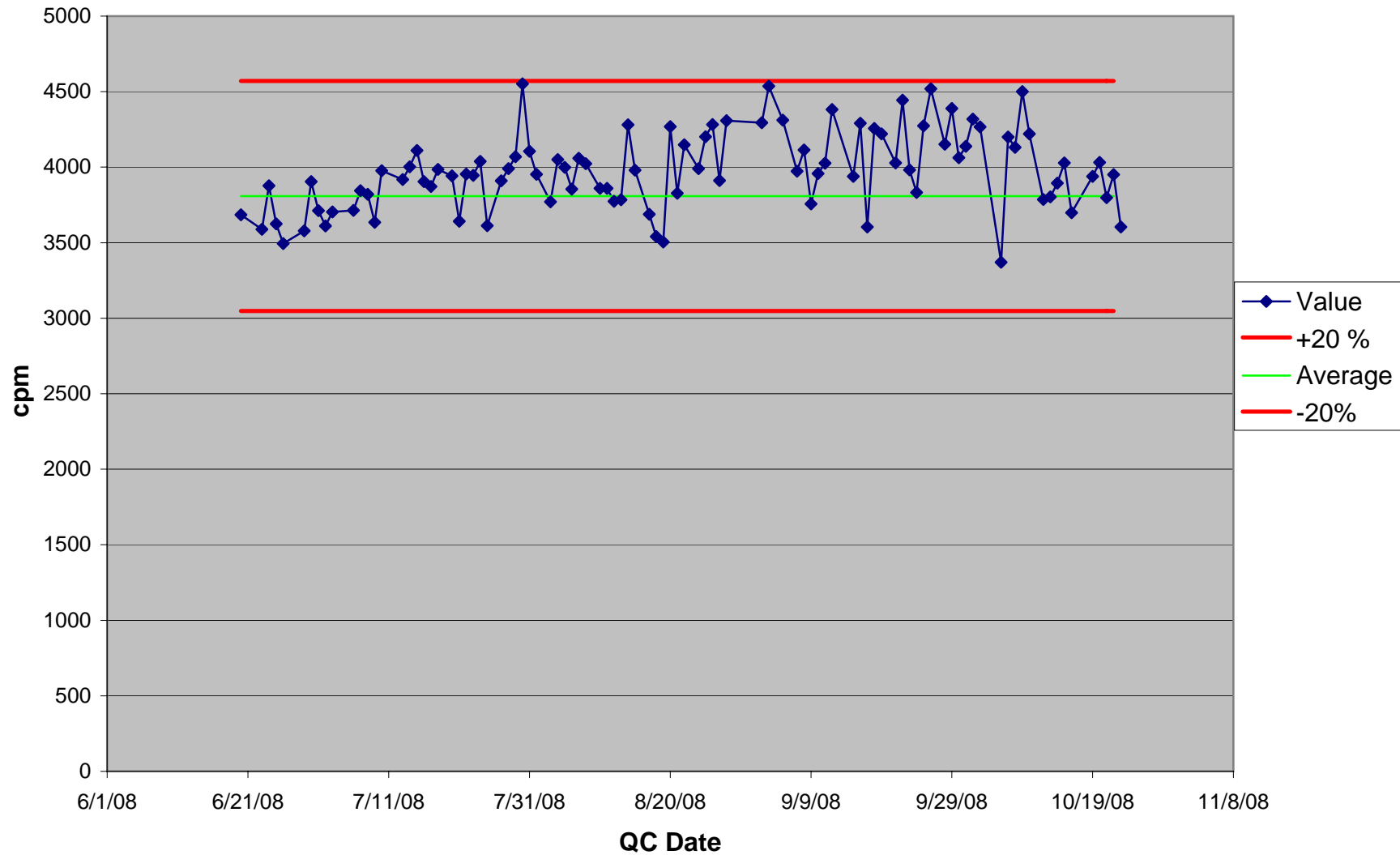
Model 177 # 132461		
QC Daily Source		
Date	Result (cpm)	P/F
10/31/2008	2000	Pass
11/3/2008	2000	Pass
11/4/2008	2000	Pass
11/5/2008	2000	Pass
11/6/2008	2000	Pass
11/7/2008	2000	Pass
11/10/2008	2000	Pass
11/11/2008	2000	Pass
11/12/2008	2000	Pass
11/13/2008	2000	Pass
11/14/2008	2000	Pass
11/17/2008	2000	Pass
11/18/2008	2000	Pass
11/19/2008	2000	Pass
11/20/2008	2000	Pass
11/21/2008	2000	Pass
11/22/2008	2000	Pass
11/23/2008	2000	Pass
11/24/2008	2000	Pass
11/25/2008	2000	Pass
11/28/2008	2000	Pass
11/29/2008	2000	Pass
12/1/2008	2000	Pass
12/2/2008	2000	Pass
12/3/2008	2000	Pass
12/4/2008	2000	Pass
12/5/2008	2000	Pass
12/6/2008	2000	Pass
12/7/2008	2000	Pass
12/8/2008	2000	Pass
12/9/2008	2000	Pass
12/10/2008	2000	Pass

Model 177 # 132461		Source Ser. #	1495
Initial Source Readings		Nuclide	Tc-99
Date	Result (cpm)		

Model 177 # 132461		
QC Daily Source		
Date	Result (cpm)	P/F
12/11/2008	2000	Pass
12/12/2008	2000	Pass
12/13/2008	2000	Pass
12/15/2008	2000	Pass
12/16/2008	2000	Pass
12/17/2008	2000	Pass
12/18/2008	2000	Pass
12/19/2008	2000	Pass
12/22/2008	2000	Pass
12/23/2008	2000	Pass
12/29/2008	2000	Pass
12/30/2008	2000	Pass
12/31/2008	2000	Pass
1/1/2009	2000	Pass
1/5/2009	2000	Pass
1/6/2009	2000	Pass
1/7/2009	2000	Pass
1/8/2009	2000	Pass
1/12/2009	2000	Pass
1/13/2009	2000	Pass
1/14/2009	2000	Pass
1/15/2009	2000	Pass
1/16/2009	2000	Pass
1/19/2009	2000	Pass
1/20/2009	2000	Pass
1/21/2009	2000	Pass
1/22/2009	2000	Pass
1/26/2009	2000	Pass
1/27/2009	2000	Pass

Model 177 # 132461		Source Ser. #	1495
Initial Source Readings		Nuclide	Tc-99
Date	Result (cpm)		

Inst.#117634 BKGD, Daily QC Trend Graph



Inst.#117634 BKGD		
QC Daily Source		
Date	Result (cpm)	P/F
6/20/2008	3684	Pass
6/23/2008	3589	Pass
6/24/2008	3877	Pass
6/25/2008	3625	Pass
6/26/2008	3494	Pass
6/29/2008	3578	Pass
6/30/2008	3905	Pass
7/1/2008	3712	Pass
7/2/2008	3611	Pass
7/3/2008	3704	Pass
7/6/2008	3714	Pass
7/7/2008	3844	Pass
7/8/2008	3820	Pass
7/9/2008	3635	Pass
7/10/2008	3977	Pass
7/13/2008	3918	Pass
7/14/2008	4003	Pass
7/15/2008	4111	Pass
7/16/2008	3905	Pass
7/17/2008	3872	Pass
7/18/2008	3985	Pass
7/20/2008	3943	Pass
7/21/2008	3641	Pass
7/22/2008	3955	Pass
7/23/2008	3945	Pass
7/24/2008	4039	Pass
7/25/2008	3612	Pass
7/27/2008	3909	Pass
7/28/2008	3991	Pass
7/29/2008	4069	Pass
7/30/2008	4551	Pass
7/31/2008	4105	Pass
8/1/2008	3953	Pass
8/3/2008	3771	Pass

Inst.#117634 BKGD		Source Ser. #	NA
Initial Source Readings		Nuclide	NA
Date	Result (cpm)		
6/20/2008	3909		
6/20/2008	3739		
6/20/2008	3792		
6/20/2008	3780		
6/20/2008	3882		
6/20/2008	3797		
6/20/2008	3826		
6/20/2008	3842		
6/20/2008	3741		
6/20/2008	3779		
	Average		
	3809		

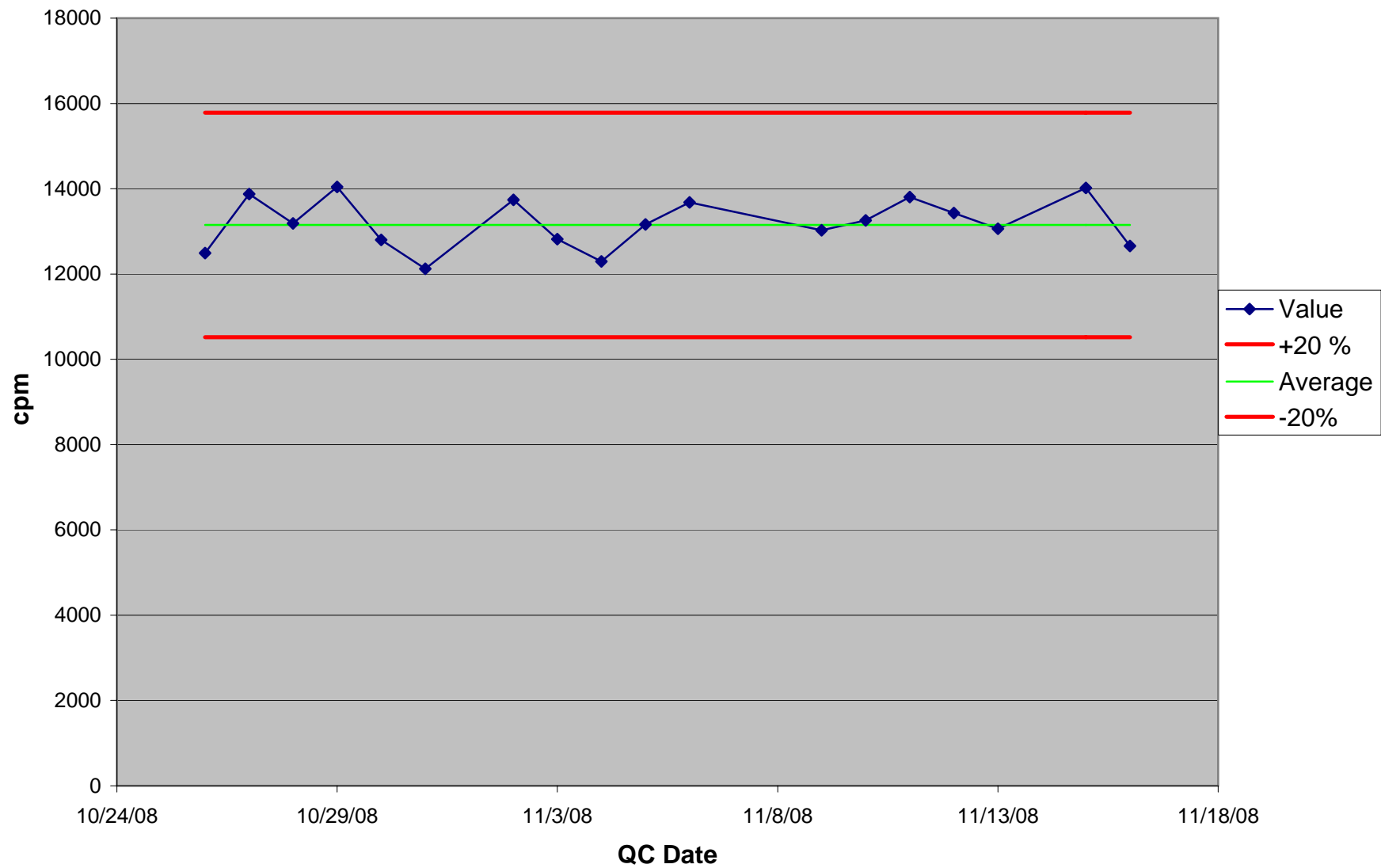
Inst.#117634 BKGD		
QC Daily Source		
Date	Result (cpm)	P/F
8/4/2008	4050	Pass
8/5/2008	3999	Pass
8/6/2008	3854	Pass
8/7/2008	4059	Pass
8/8/2008	4023	Pass
8/10/2008	3860	Pass
8/11/2008	3860	Pass
8/12/2008	3774	Pass
8/13/2008	3784	Pass
8/14/2008	4281	Pass
8/15/2008	3980	Pass
8/17/2008	3689	Pass
8/18/2008	3541	Pass
8/19/2008	3505	Pass
8/20/2008	4269	Pass
8/21/2008	3827	Pass
8/22/2008	4148	Pass
8/24/2008	3990	Pass
8/25/2008	4201	Pass
8/26/2008	4282	Pass
8/27/2008	3911	Pass
8/28/2008	4308	Pass
9/2/2008	4295	Pass
9/3/2008	4537	Pass
9/5/2008	4311	Pass
9/7/2008	3974	Pass
9/8/2008	4114	Pass
9/9/2008	3757	Pass
9/10/2008	3957	Pass
9/11/2008	4026	Pass
9/12/2008	4382	Pass
9/15/2008	3939	Pass
9/16/2008	4291	Pass
9/17/2008	3604	Pass

Inst.#117634 BKGD		Source Ser. #	NA
Initial Source Readings		Nuclide	NA
Date	Result (cpm)		

Inst.#117634 BKGD		
QC Daily Source		
Date	Result (cpm)	P/F
9/18/2008	4257	Pass
9/19/2008	4221	Pass
9/21/2008	4028	Pass
9/22/2008	4443	Pass
9/23/2008	3982	Pass
9/24/2008	3832	Pass
9/25/2008	4273	Pass
9/26/2008	4520	Pass
9/28/2008	4151	Pass
9/29/2008	4388	Pass
9/30/2008	4063	Pass
10/1/2008	4138	Pass
10/2/2008	4318	Pass
10/3/2008	4267	Pass
10/6/2008	3370	Pass
10/7/2008	4200	Pass
10/8/2008	4132	Pass
10/9/2008	4501	Pass
10/10/2008	4220	Pass
10/12/2008	3786	Pass
10/13/2008	3803	Pass
10/14/2008	3894	Pass
10/15/2008	4029	Pass
10/16/2008	3698	Pass
10/19/2008	3939	Pass
10/20/2008	4031	Pass
10/21/2008	3798	Pass
10/22/2008	3951	Pass
10/23/2008	3604	Pass

Inst.#117634 BKGD		Source Ser. #	NA
Initial Source Readings		Nuclide	NA
Date	Result (cpm)		

Inst.#117634 SRC, Daily QC Trend Graph



Inst.#117634 SRC		
QC Daily Source		
Date	Result (cpm)	P/F
6/20/2008	13136	Pass
6/23/2008	13078	Pass
6/24/2008	13362	Pass
6/25/2008	12614	Pass
6/26/2008	12792	Pass
6/29/2008	12565	Pass
6/30/2008	13477	Pass
7/1/2008	12742	Pass
7/2/2008	12857	Pass
7/3/2008	12353	Pass
7/6/2008	11999	Pass
7/7/2008	12335	Pass
7/8/2008	12328	Pass
7/9/2008	12898	Pass
7/10/2008	11758	Pass
7/13/2008	13238	Pass
7/14/2008	12139	Pass
7/15/2008	12117	Pass
7/16/2008	11408	Pass
7/17/2008	12891	Pass
7/18/2008	11766	Pass
7/20/2008	12009	Pass
7/21/2008	11624	Pass
7/22/2008	11274	Pass
7/23/2008	12093	Pass
7/24/2008	12151	Pass
7/25/2008	12439	Pass
7/27/2008	12700	Pass
7/28/2008	12578	Pass
7/29/2008	12230	Pass
7/30/2008	12995	Pass
7/31/2008	11985	Pass
8/1/2008	12644	Pass
8/3/2008	12556	Pass

Inst.#117634 SRC		Source Ser. #	99-2611#1
Initial Source Readings		Nuclide	Cs-137
Date	Result (cpm)		
6/20/2008	13160		
6/20/2008	13002		
6/20/2008	13249		
6/20/2008	12910		
6/20/2008	13238		
6/20/2008	13122		
6/20/2008	13206		
6/20/2008	13150		
6/20/2008	13262		
6/20/2008	13214		
	Average		
	13151		

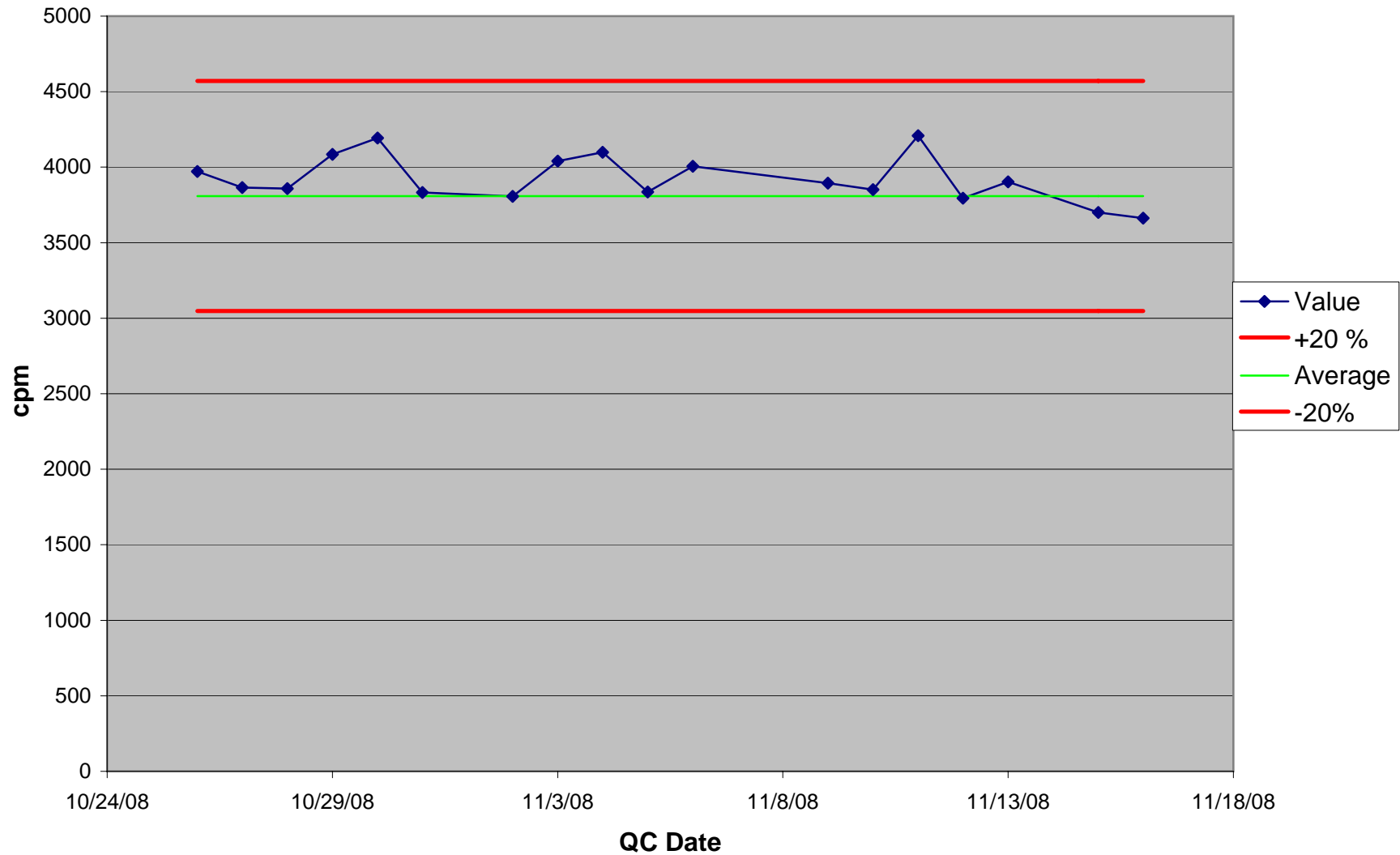
Inst.#117634 SRC		
QC Daily Source		
Date	Result (cpm)	P/F
8/4/2008	11402	Pass
8/5/2008	12933	Pass
8/6/2008	12502	Pass
8/7/2008	12637	Pass
8/8/2008	12445	Pass
8/10/2008	12555	Pass
8/11/2008	12640	Pass
8/12/2008	12417	Pass
8/13/2008	12511	Pass
8/14/2008	13044	Pass
8/15/2008	13061	Pass
8/17/2008	13744	Pass
8/18/2008	12489	Pass
8/19/2008	13556	Pass
8/20/2008	13660	Pass
8/21/2008	13029	Pass
8/22/2008	11864	Pass
8/24/2008	12833	Pass
8/25/2008	12649	Pass
8/26/2008	13307	Pass
8/27/2008	14245	Pass
8/28/2008	13770	Pass
9/2/2008	14816	Pass
9/3/2008	14023	Pass
9/5/2008	13649	Pass
9/7/2008	13295	Pass
9/8/2008	14224	Pass
9/9/2008	13445	Pass
9/10/2008	13258	Pass
9/11/2008	13811	Pass
9/12/2008	13178	Pass
9/15/2008	13565	Pass
9/16/2008	13430	Pass
9/17/2008	13198	Pass

Inst.#117634 SRC		Source Ser. #	99-2611#1
Initial Source Readings		Nuclide	Cs-137
Date	Result (cpm)		

Inst.#117634 SRC		
QC Daily Source		
Date	Result (cpm)	P/F
9/18/2008	14427	Pass
9/19/2008	13313	Pass
9/21/2008	13257	Pass
9/22/2008	12646	Pass
9/23/2008	12993	Pass
9/24/2008	13376	Pass
9/25/2008	12473	Pass
9/26/2008	12897	Pass
9/28/2008	12975	Pass
9/29/2008	13881	Pass
9/30/2008	13351	Pass
10/1/2008	13723	Pass
10/2/2008	13673	Pass
10/3/2008	13727	Pass
10/6/2008	13782	Pass
10/7/2008	13883	Pass
10/8/2008	13257	Pass
10/9/2008	13479	Pass
10/10/2008	13558	Pass
10/12/2008	12897	Pass
10/13/2008	13555	Pass
10/14/2008	12749	Pass
10/15/2008	13192	Pass
10/16/2008	12576	Pass
10/19/2008	12466	Pass
10/20/2008	13369	Pass
10/21/2008	13715	Pass
10/22/2008	12944	Pass
10/23/2008	12360	Pass

Inst.#117634 SRC		Source Ser. #	99-2611#1
Initial Source Readings		Nuclide	Cs-137
Date	Result (cpm)		

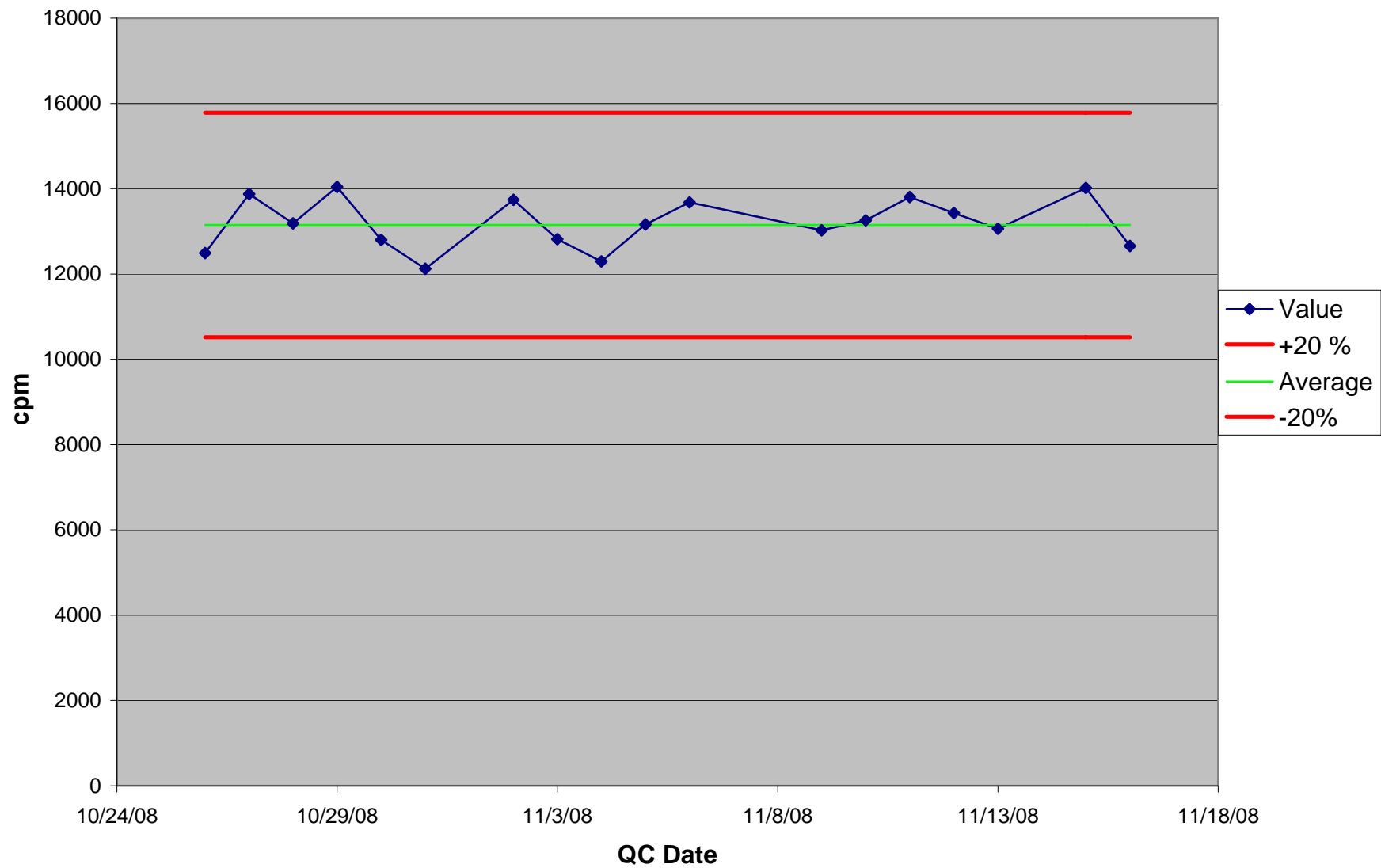
Inst.#117634 BKGD, Daily QC Trend Graph



Inst.#117634 BKGD		
QC Daily Source		
Date	Result (cpm)	P/F
10/26/2008	3971	Pass
10/27/2008	3865	Pass
10/28/2008	3859	Pass
10/29/2008	4085	Pass
10/30/2008	4193	Pass
10/31/2008	3833	Pass
11/2/2008	3807	Pass
11/3/2008	4041	Pass
11/4/2008	4098	Pass
11/5/2008	3836	Pass
11/6/2008	4005	Pass
11/9/2008	3894	Pass
11/10/2008	3852	Pass
11/11/2008	4209	Pass
11/12/2008	3795	Pass
11/13/2008	3902	Pass
11/15/2008	3700	Pass
11/16/2008	3663	Pass
	out of service	Fail

Inst.#117634 BKGD		Source Ser. #	NA
Initial Source Readings		Nuclide	NA
Date	Result (cpm)		
6/20/2008	3909		
6/20/2008	3739		
6/20/2008	3792		
6/20/2008	3780		
6/20/2008	3882		
6/20/2008	3797		
6/20/2008	3826		
6/20/2008	3842		
6/20/2008	3741		
6/20/2008	3779		
	Average		
	3809		

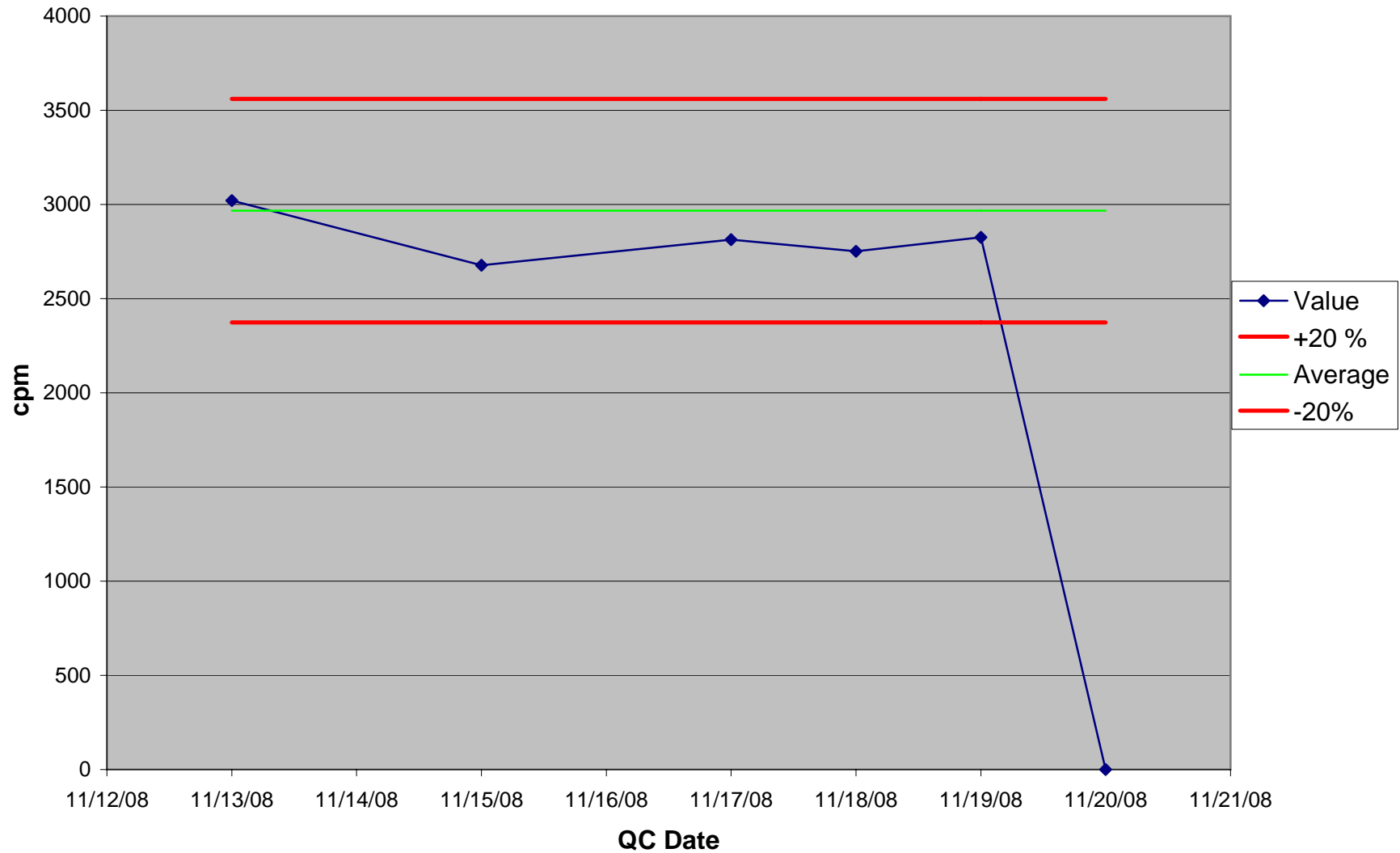
Inst.#117634 SRC, Daily QC Trend Graph



Inst.#117634 SRC		
QC Daily Source		
Date	Result (cpm)	P/F
10/26/2008	12492	Pass
10/27/2008	13876	Pass
10/28/2008	13185	Pass
10/29/2008	14043	Pass
10/30/2008	12800	Pass
10/31/2008	12121	Pass
11/2/2008	13737	Pass
11/3/2008	12816	Pass
11/4/2008	12293	Pass
11/5/2008	13163	Pass
11/6/2008	13678	Pass
11/9/2008	13024	Pass
11/10/2008	13256	Pass
11/11/2008	13805	Pass
11/12/2008	13433	Pass
11/13/2008	13063	Pass
11/15/2008	14018	Pass
11/16/2008	12660	Pass
	out of service	Fail

Inst.#117634 SRC		Source Ser. #	5803-07
Initial Source Readings		Nuclide	Tc-99
Date	Result (cpm)		
6/20/2008	13160		
6/20/2008	13002		
6/20/2008	13249		
6/20/2008	12910		
6/20/2008	13238		
6/20/2008	13122		
6/20/2008	13206		
6/20/2008	13150		
6/20/2008	13262		
6/20/2008	13214		
	Average		
	13151		

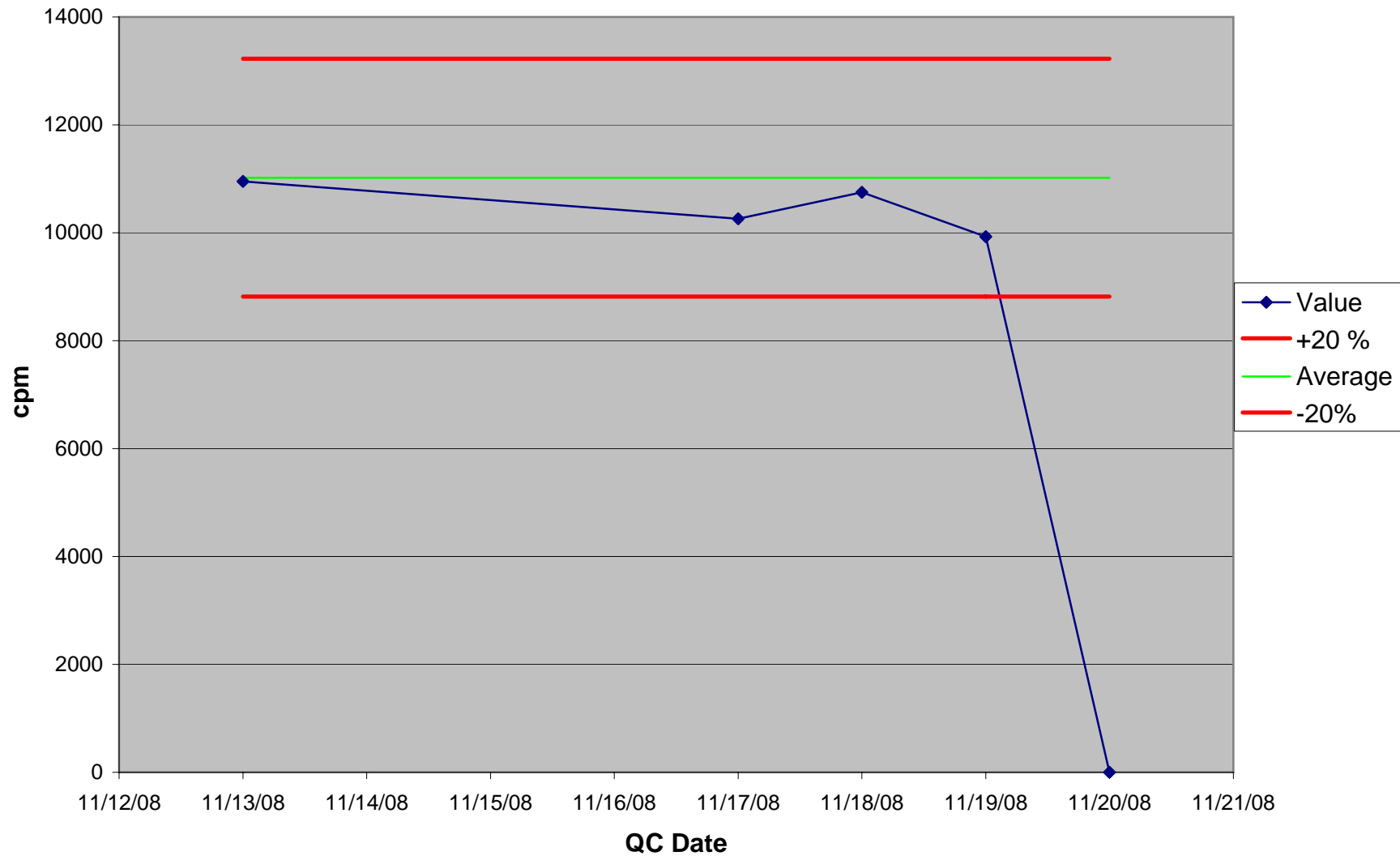
Inst.#132861 BKGD, Daily QC Trend Graph



Inst.#132861 BKGD		
QC Daily Source		
Date	Result (cpm)	P/F
11/13/2008	3020	Pass
11/15/2008	2677	Pass
11/17/2008	2813	Pass
11/18/2008	2752	Pass
11/19/2008	2825	Pass
11/20/2008	out of service	Fail

Inst.#132861 BKGD		Source Ser. #	NA
Initial Source Readings		Nuclide	NA
Date	Result (cpm)		
11/13/2008	2968		
11/13/2008	2936		
11/13/2008	3077		
11/13/2008	2912		
11/13/2008	3077		
11/13/2008	2924		
11/13/2008	2898		
11/13/2008	2900		
11/13/2008	3040		
11/13/2008	2939		
	Average		
	2967		

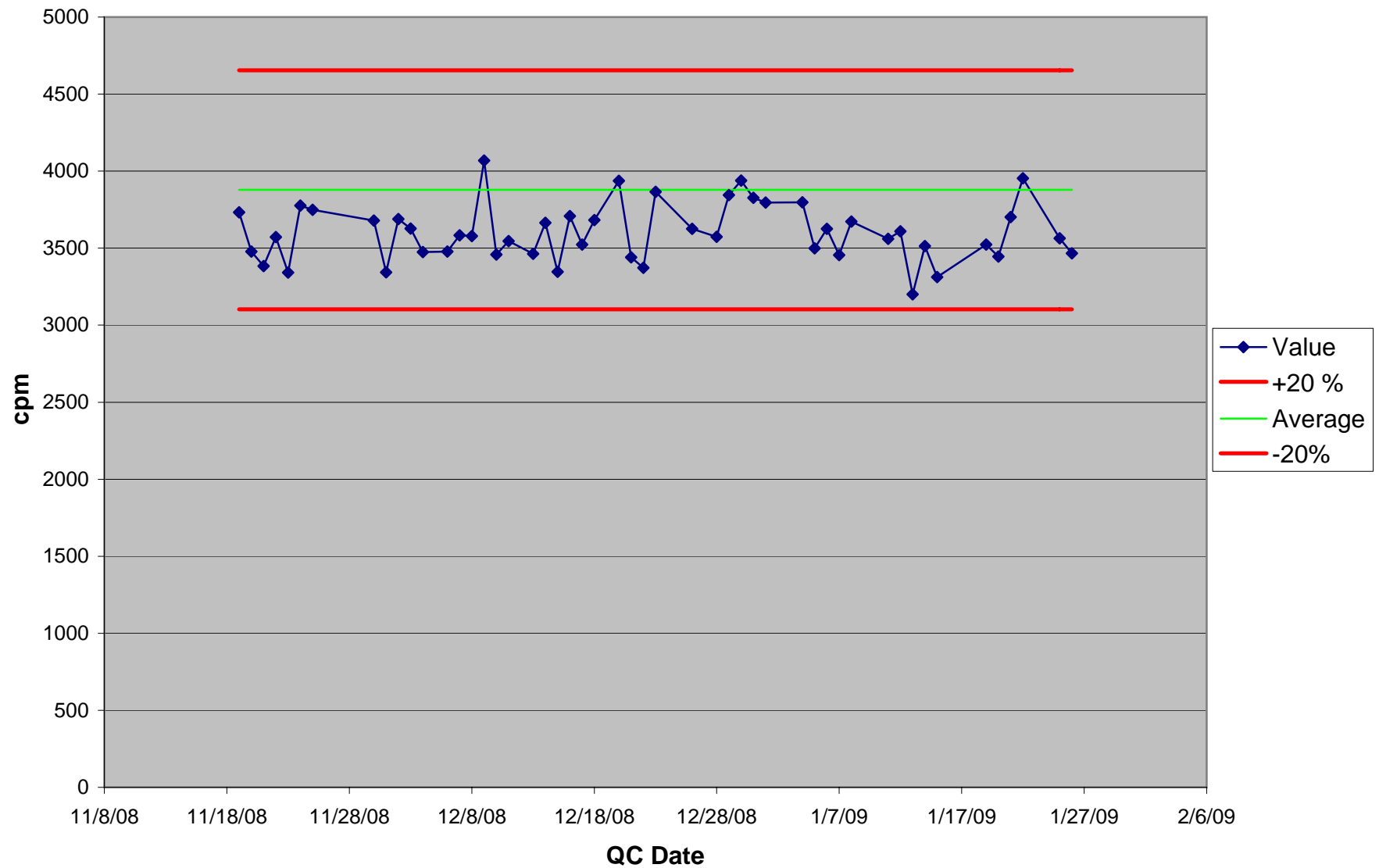
Inst.#132861 BKGD, Daily QC Trend Graph



Inst.#132861 BKGD		
QC Daily Source		
Date	Result (cpm)	P/F
11/13/2008	10953	Pass
11/17/2008	10261	Pass
11/18/2008	10750	Pass
11/19/2008	9926	Pass
11/20/2008	out of service	Fail

Inst.#132861 BKGD		Source Ser. #	99-2611#1
Initial Source Readings		Nuclide	Cs-137
Date	Result (cpm)		
11/13/2008	10952		
11/13/2008	10865		
11/13/2008	11449		
11/13/2008	11282		
11/13/2008	10920		
11/13/2008	10700		
11/13/2008	11043		
11/13/2008	10875		
11/13/2008	11293		
11/13/2008	10825		
	Average		
	11020		

Inst.#149940 (BKGD), Daily QC Trend Graph



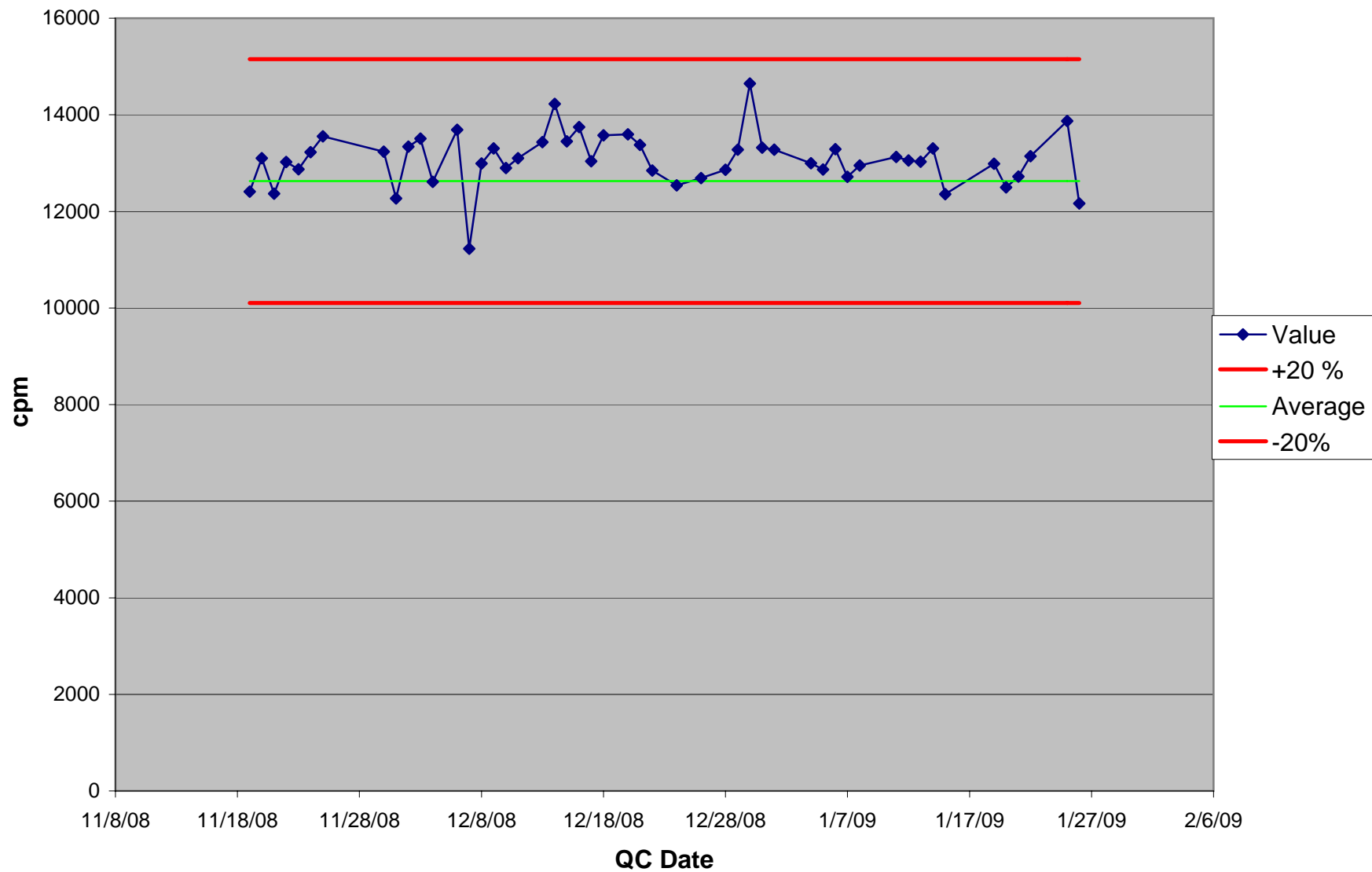
Inst.#149940 (BKGD)		
QC Daily Source		
Date	Result (cpm)	P/F
11/19/2008	3732	Pass
11/20/2008	3477	Pass
11/21/2008	3384	Pass
11/22/2008	3572	Pass
11/23/2008	3341	Pass
11/24/2008	3777	Pass
11/25/2008	3749	Pass
11/30/2008	3679	Pass
12/1/2008	3343	Pass
12/2/2008	3688	Pass
12/3/2008	3627	Pass
12/4/2008	3474	Pass
12/6/2008	3477	Pass
12/7/2008	3584	Pass
12/8/2008	3579	Pass
12/9/2008	4069	Pass
12/10/2008	3459	Pass
12/11/2008	3546	Pass
12/13/2008	3463	Pass
12/14/2008	3664	Pass
12/15/2008	3347	Pass
12/16/2008	3708	Pass
12/17/2008	3523	Pass
12/18/2008	3683	Pass
12/20/2008	3937	Pass
12/21/2008	3441	Pass
12/22/2008	3373	Pass
12/23/2008	3866	Pass
12/26/2008	3626	Pass
12/28/2008	3573	Pass
12/29/2008	3844	Pass
12/30/2008	3938	Pass
12/31/2008	3826	Pass

Inst.#149940 (BKGD)		Source Ser. #	NA
Initial Source Readings		Nuclide	NA
Date	Result (cpm)		
11/19/2008	3855		
11/19/2008	3731		
11/19/2008	3960		
11/19/2008	3973		
11/19/2008	3818		
11/19/2008	3891		
11/19/2008	4009		
11/19/2008	4076		
11/19/2008	3721		
11/19/2008	3750		
	Average		
	3878		

Inst.#149940 (BKGD)		
QC Daily Source		
Date	Result (cpm)	P/F
1/1/2009	3796	Pass
1/4/2009	3798	Pass
1/5/2009	3499	Pass
1/6/2009	3626	Pass
1/7/2009	3455	Pass
1/8/2009	3673	Pass
1/11/2009	3560	Pass
1/12/2009	3609	Pass
1/13/2009	3200	Pass
1/14/2009	3513	Pass
1/15/2009	3313	Pass
1/19/2009	3524	Pass
1/20/2009	3446	Pass
1/21/2009	3701	Pass
1/22/2009	3954	Pass
1/25/2009	3563	Pass
1/26/2009	3466	Pass

Inst.#149940 (BKGD)		Source Ser. #	NA
Initial Source Readings		Nuclide	NA
Date	Result (cpm)		

Inst.#149940 SRC, Daily QC Trend Graph



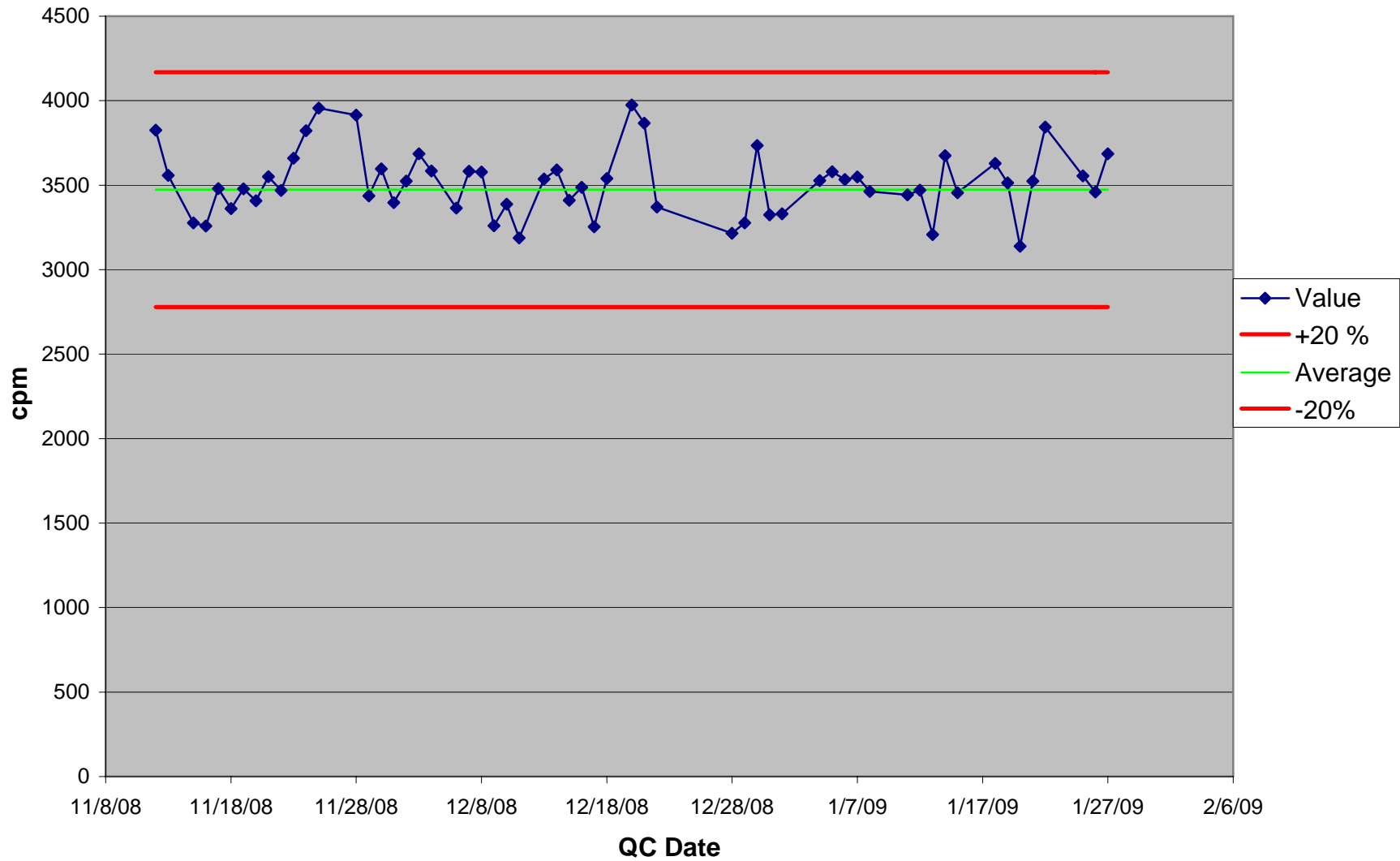
Inst.#149940 SRC		
QC Daily Source		
Date	Result (cpm)	P/F
11/19/2008	12407	Pass
11/20/2008	13102	Pass
11/21/2008	12369	Pass
11/22/2008	13025	Pass
11/23/2008	12871	Pass
11/24/2008	13225	Pass
11/25/2008	13556	Pass
11/30/2008	13237	Pass
12/1/2008	12269	Pass
12/2/2008	13339	Pass
12/3/2008	13506	Pass
12/4/2008	12611	Pass
12/6/2008	13688	Pass
12/7/2008	11226	Pass
12/8/2008	12990	Pass
12/9/2008	13302	Pass
12/10/2008	12897	Pass
12/11/2008	13101	Pass
12/13/2008	13433	Pass
12/14/2008	14225	Pass
12/15/2008	13452	Pass
12/16/2008	13744	Pass
12/17/2008	13037	Pass
12/18/2008	13575	Pass
12/20/2008	13597	Pass
12/21/2008	13376	Pass
12/22/2008	12848	Pass
12/24/2008	12541	Pass
12/26/2008	12690	Pass
12/28/2008	12864	Pass
12/29/2008	13277	Pass
12/30/2008	14645	Pass

Inst.#149940 SRC		Source Ser. #	99-2611#1
Initial Source Readings		Nuclide	Cs-137
Date	Result (cpm)		
11/19/2008	12889		
11/19/2008	12473		
11/19/2008	12347		
11/19/2008	12666		
11/19/2008	12127		
11/19/2008	12283		
11/19/2008	13134		
11/19/2008	12426		
11/19/2008	12961		
11/19/2008	12963		
	Average		
	12627		

Inst.#149940 SRC		
QC Daily Source		
Date	Result (cpm)	P/F
12/31/2008	13317	Pass
1/1/2009	13278	Pass
1/4/2009	12995	Pass
1/5/2009	12868	Pass
1/6/2009	13288	Pass
1/7/2009	12718	Pass
1/8/2009	12949	Pass
1/11/2009	13125	Pass
1/12/2009	13056	Pass
1/13/2009	13027	Pass
1/14/2009	13306	Pass
1/15/2009	12358	Pass
1/19/2009	12987	Pass
1/20/2009	12497	Pass
1/21/2009	12722	Pass
1/22/2009	13140	Pass
1/25/2009	13872	Pass
1/26/2009	12164	Pass

Inst.#149940 SRC		Source Ser. #	99-2611#1
Initial Source Readings		Nuclide	Cs-137
Date	Result (cpm)		

Inst.#149953 BKGD, Daily QC Trend Graph



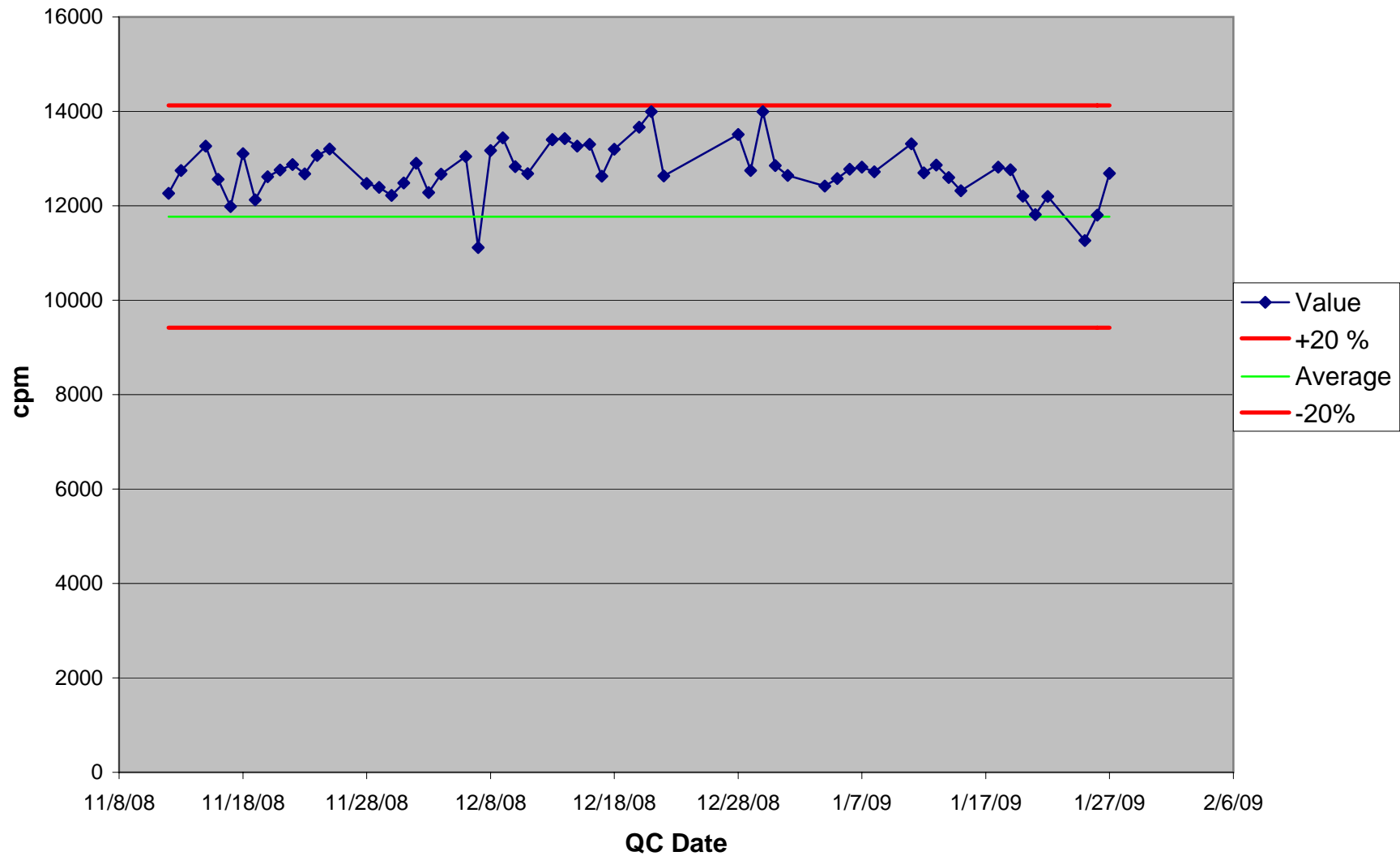
Inst.#149953 BKGD		
QC Daily Source		
Date	Result (cpm)	P/F
11/12/2008	3825	Pass
11/13/2008	3558	Pass
11/15/2008	3276	Pass
11/16/2008	3258	Pass
11/17/2008	3480	Pass
11/18/2008	3361	Pass
11/19/2008	3478	Pass
11/20/2008	3408	Pass
11/21/2008	3550	Pass
11/22/2008	3468	Pass
11/23/2008	3659	Pass
11/24/2008	3822	Pass
11/25/2008	3956	Pass
11/28/2008	3914	Pass
11/29/2008	3437	Pass
11/30/2008	3597	Pass
12/1/2008	3396	Pass
12/2/2008	3524	Pass
12/3/2008	3686	Pass
12/4/2008	3584	Pass
12/6/2008	3364	Pass
12/7/2008	3582	Pass
12/8/2008	3578	Pass
12/9/2008	3260	Pass
12/10/2008	3388	Pass
12/11/2008	3188	Pass
12/13/2008	3537	Pass
12/14/2008	3590	Pass
12/15/2008	3410	Pass
12/16/2008	3487	Pass
12/17/2008	3254	Pass
12/18/2008	3540	Pass
12/20/2008	3975	Pass
12/21/2008	3867	Pass
12/22/2008	3370	Pass
12/28/2008	3215	Pass
12/29/2008	3276	Pass
12/30/2008	3734	Pass
12/31/2008	3325	Pass
1/1/2009	3331	Pass
1/4/2009	3527	Pass
1/5/2009	3580	Pass

Inst.#149953 BKGD		Source Ser. #	NA
Initial Source Readings		Nuclide	NA
Date	Result (cpm)		
11/11/2008	3367		
11/11/2008	3567		
11/11/2008	3466		
11/11/2008	3354		
11/11/2008	3438		
11/11/2008	3468		
11/11/2008	3562		
11/11/2008	3510		
11/11/2008	3514		
11/11/2008	3493		
	Average		
	3474		

Inst.#149953 BKGD		
QC Daily Source		
Date	Result (cpm)	P/F
1/6/2009	3534	Pass
1/7/2009	3549	Pass
1/8/2009	3462	Pass
1/11/2009	3442	Pass
1/12/2009	3471	Pass
1/13/2009	3208	Pass
1/14/2009	3675	Pass
1/15/2009	3455	Pass
1/18/2009	3629	Pass
1/19/2009	3513	Pass
1/20/2009	3139	Pass
1/21/2009	3524	Pass
1/22/2009	3844	Pass
1/25/2009	3555	Pass
1/26/2009	3460	Pass
1/27/2009	3686	Pass

Inst.#149953 BKGD		Source Ser. #	NA
Initial Source Readings		Nuclide	NA
Date	Result (cpm)		

Inst.#149953 BKGD, Daily QC Trend Graph



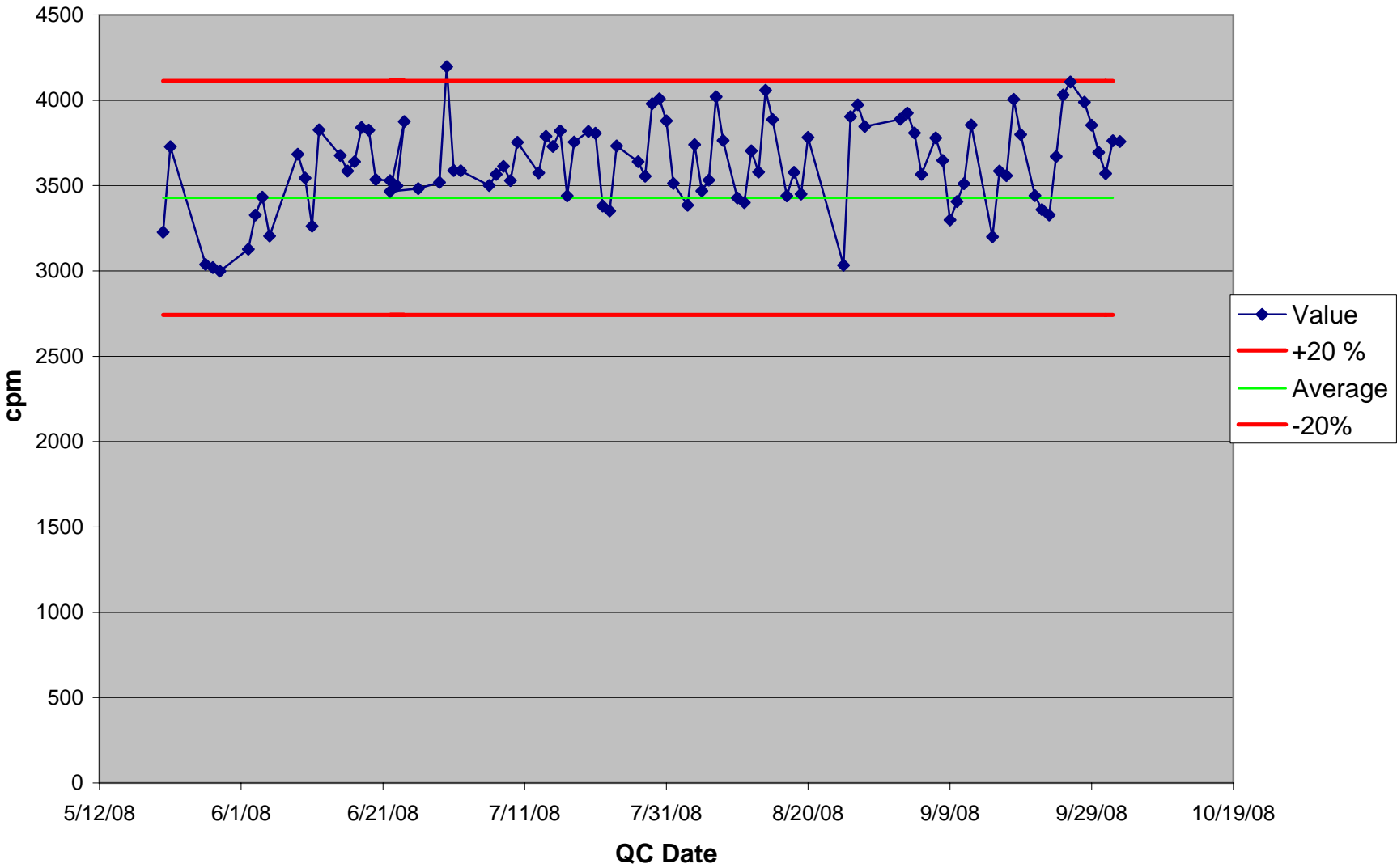
Inst.#149953 BKGD		
QC Daily Source		
Date	Result (cpm)	P/F
11/12/2008	12262	Pass
11/13/2008	12750	Pass
11/15/2008	13266	Pass
11/16/2008	12559	Pass
11/17/2008	11982	Pass
11/18/2008	13104	Pass
11/19/2008	12128	Pass
11/20/2008	12616	Pass
11/21/2008	12760	Pass
11/22/2008	12872	Pass
11/23/2008	12678	Pass
11/24/2008	13065	Pass
11/25/2008	13201	Pass
11/28/2008	12475	Pass
11/29/2008	12391	Pass
11/30/2008	12219	Pass
12/1/2008	12481	Pass
12/2/2008	12903	Pass
12/3/2008	12278	Pass
12/4/2008	12673	Pass
12/6/2008	13043	Pass
12/7/2008	11115	Pass
12/8/2008	13171	Pass
12/9/2008	13439	Pass
12/10/2008	12828	Pass
12/11/2008	12681	Pass
12/13/2008	13400	Pass
12/13/2008	13400	Pass
12/14/2008	13425	Pass
12/15/2008	13263	Pass
12/16/2008	13300	Pass
12/17/2008	12628	Pass

Inst.#149953 BKGD		Source Ser. #	99-2611#1
Initial Source Readings		Nuclide	Cs-137
Date	Result (cpm)		
11/11/2008	12163		
11/11/2008	11588		
11/11/2008	10832		
11/11/2008	11344		
11/11/2008	11852		
11/11/2008	11883		
11/11/2008	11583		
11/11/2008	12354		
11/11/2008	11950		
11/11/2008	12151		
	Average		
	11770		

Inst.#149953 BKGD		
QC Daily Source		
Date	Result (cpm)	P/F
12/18/2008	13197	Pass
12/20/2008	13667	Pass
12/21/2008	13993	Pass
12/22/2008	12634	Pass
12/28/2008	13513	Pass
12/29/2008	12745	Pass
12/30/2008	13993	Pass
12/31/2008	12852	Pass
1/1/2009	12645	Pass
1/4/2009	12420	Pass
1/5/2009	12579	Pass
1/6/2009	12772	Pass
1/7/2009	12821	Pass
1/8/2009	12718	Pass
1/11/2009	13313	Pass
1/12/2009	12697	Pass
1/13/2009	12864	Pass
1/14/2009	12597	Pass
1/15/2009	12316	Pass
1/18/2009	12816	Pass
1/19/2009	12766	Pass
1/20/2009	12206	Pass
1/21/2009	11815	Pass
1/22/2009	12198	Pass
1/25/2009	11265	Pass
1/26/2009	11800	Pass
1/27/2009	12689	Pass

Inst.#149953 BKGD		Source Ser. #	99-2611#1
Initial Source Readings		Nuclide	Cs-137
Date	Result (cpm)		

Inst.#174945 BKG, Daily QC Trend Graph



Inst.#174945 BKG		
QC Daily Source		
Date	Result (cpm)	P/F
5/21/2008	3228	Pass
5/22/2008	3728	Pass
5/27/2008	3038	Pass
5/28/2008	3020	Pass
5/29/2008	2999	Pass
6/2/2008	3128	Pass
6/3/2008	3327	Pass
6/4/2008	3432	Pass
6/5/2008	3205	Pass
6/9/2008	3684	Pass
6/10/2008	3545	Pass
6/11/2008	3263	Pass
6/12/2008	3827	Pass
6/15/2008	3676	Pass
6/16/2008	3586	Pass
6/17/2008	3640	Pass
6/18/2008	3840	Pass
6/19/2008	3825	Pass
6/20/2008	3536	Pass
6/22/2008	3529	Pass
6/23/2008	3499	Pass
6/24/2008	3875	Pass
6/22/2008	3466	Pass
6/26/2008	3482	Pass
6/29/2008	3518	Pass
6/30/2008	4196	Fail
7/1/2008	3588	Pass
7/2/2008	3587	Pass
7/6/2008	3501	Pass
7/7/2008	3565	Pass
7/8/2008	3613	Pass
7/9/2008	3529	Pass
7/10/2008	3754	Pass
7/13/2008	3575	Pass

Inst.#174945 BKG		Source Ser. #	NA
Initial Source Readings		Nuclide	NA
Date	Result (cpm)		
5/19/2008	3647		
5/19/2008	3495		
5/19/2008	3442		
5/19/2008	3578		
5/19/2008	3333		
5/19/2008	3339		
5/19/2008	3275		
5/19/2008	3423		
5/19/2008	3397		
5/19/2008	3346		
	Average		
	3428		

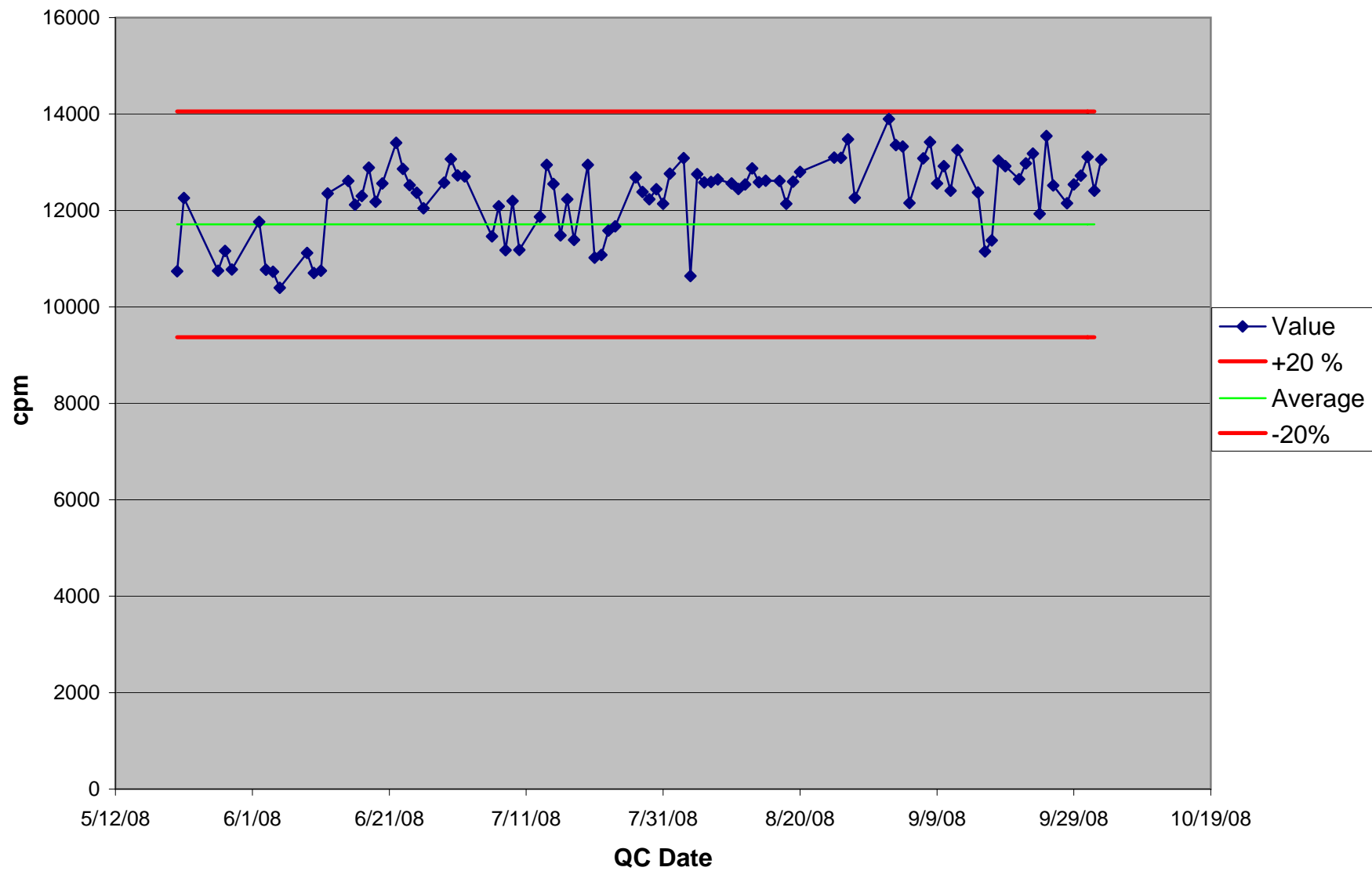
Inst.#174945 BKG		
QC Daily Source		
Date	Result (cpm)	P/F
7/14/2008	3788	Pass
7/15/2008	3730	Pass
7/16/2008	3820	Pass
7/17/2008	3440	Pass
7/18/2008	3755	Pass
7/20/2008	3818	Pass
7/21/2008	3807	Pass
7/22/2008	3381	Pass
7/23/2008	3352	Pass
7/24/2008	3733	Pass
7/27/2008	3640	Pass
7/28/2008	3555	Pass
7/29/2008	3980	Pass
7/30/2008	4009	Pass
7/31/2008	3880	Pass
8/1/2008	3513	Pass
8/3/2008	3385	Pass
8/4/2008	3740	Pass
8/5/2008	3469	Pass
8/6/2008	3533	Pass
8/7/2008	4021	Pass
8/8/2008	3765	Pass
8/10/2008	3428	Pass
8/11/2008	3400	Pass
8/12/2008	3704	Pass
8/13/2008	3579	Pass
8/14/2008	4059	Pass
8/15/2008	3888	Pass
8/17/2008	3440	Pass
8/18/2008	3578	Pass
8/19/2008	3450	Pass
8/20/2008	3783	Pass
8/25/2008	3033	Pass
8/26/2008	3904	Pass

Inst.#174945 BKG		Source Ser. #	NA
Initial Source Readings		Nuclide	NA
Date	Result (cpm)		

Inst.#174945 BKG		
QC Daily Source		
Date	Result (cpm)	P/F
8/27/2008	3973	Pass
8/28/2008	3847	Pass
9/2/2008	3889	Pass
9/3/2008	3925	Pass
9/4/2008	3808	Pass
9/5/2008	3565	Pass
9/7/2008	3779	Pass
9/8/2008	3648	Pass
9/9/2008	3299	Pass
9/10/2008	3407	Pass
9/11/2008	3511	Pass
9/12/2008	3855	Pass
9/15/2008	3200	Pass
9/16/2008	3586	Pass
9/17/2008	3558	Pass
9/18/2008	4006	Pass
9/19/2008	3800	Pass
9/21/2008	3441	Pass
9/22/2008	3360	Pass
9/23/2008	3328	Pass
9/24/2008	3671	Pass
9/25/2008	4032	Pass
9/26/2008	4107	Pass
9/28/2008	3989	Pass
9/29/2008	3854	Pass
9/30/2008	3695	Pass
10/1/2008	3571	Pass
10/2/2008	3763	Pass
10/3/2008	3759	Pass

Inst.#174945 BKG		Source Ser. #	NA
Initial Source Readings		Nuclide	NA
Date	Result (cpm)		

Inst.#174945 SRC, Daily QC Trend Graph



Inst.#174945 SRC		
QC Daily Source		
Date	Result (cpm)	P/F
5/21/2008	10741	Pass
5/22/2008	12258	Pass
5/27/2008	10751	Pass
5/28/2008	11160	Pass
5/29/2008	10776	Pass
6/2/2008	11763	Pass
6/3/2008	10770	Pass
6/4/2008	10730	Pass
6/5/2008	10395	Pass
6/9/2008	11120	Pass
6/10/2008	10705	Pass
6/11/2008	10748	Pass
6/12/2008	12352	Pass
6/15/2008	12611	Pass
6/16/2008	12116	Pass
6/17/2008	12298	Pass
6/18/2008	12890	Pass
6/19/2008	12183	Pass
6/20/2008	12559	Pass
6/22/2008	13406	Pass
6/23/2008	12864	Pass
6/24/2008	12523	Pass
6/25/2008	12368	Pass
6/26/2008	12043	Pass
6/29/2008	12575	Pass
6/30/2008	13064	Pass
7/1/2008	12726	Pass
7/2/2008	12708	Pass
7/6/2008	11464	Pass
7/7/2008	12085	Pass
7/8/2008	11178	Pass
7/9/2008	12198	Pass
7/10/2008	11184	Pass
7/13/2008	11867	Pass

Inst.#174945 SRC		Source Ser. #	99-2611#1
Initial Source Readings		Nuclide	Cs-137
Date	Result (cpm)		
5/19/2008	11737		
5/19/2008	11534		
5/19/2008	11684		
5/19/2008	11491		
5/19/2008	11837		
5/19/2008	11920		
5/19/2008	11766		
5/19/2008	11896		
5/19/2008	11561		
5/19/2008	11702		
	Average		
	11713		

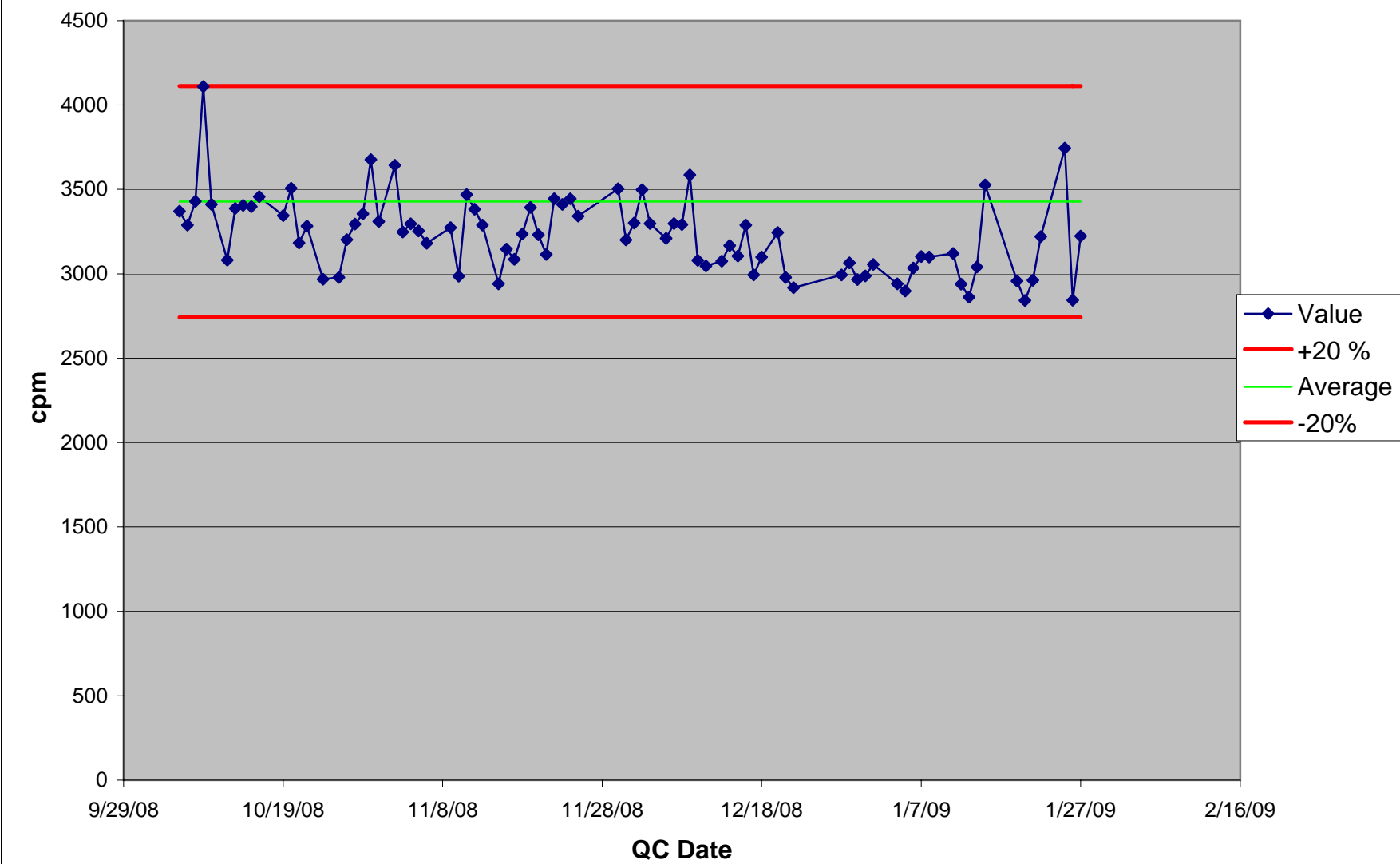
Inst.#174945 SRC		
QC Daily Source		
Date	Result (cpm)	P/F
7/14/2008	12946	Pass
7/15/2008	12551	Pass
7/16/2008	11485	Pass
7/17/2008	12234	Pass
7/18/2008	11389	Pass
7/20/2008	12945	Pass
7/21/2008	11022	Pass
7/22/2008	11078	Pass
7/23/2008	11583	Pass
7/24/2008	11672	Pass
7/27/2008	12687	Pass
7/28/2008	12382	Pass
7/29/2008	12234	Pass
7/30/2008	12440	Pass
7/31/2008	12140	Pass
8/1/2008	12765	Pass
8/3/2008	13086	Pass
8/4/2008	10641	Pass
8/5/2008	12754	Pass
8/6/2008	12579	Pass
8/7/2008	12593	Pass
8/8/2008	12644	Pass
8/10/2008	12562	Pass
8/11/2008	12444	Pass
8/12/2008	12542	Pass
8/13/2008	12872	Pass
8/14/2008	12586	Pass
8/15/2008	12618	Pass
8/17/2008	12614	Pass
8/18/2008	12138	Pass
8/19/2008	12599	Pass
8/20/2008	12801	Pass
8/25/2008	13097	Pass
8/26/2008	13093	Pass

Inst.#174945 SRC		Source Ser. #	99-2611#1
Initial Source Readings		Nuclide	Cs-137
Date	Result (cpm)		

Inst.#174945 SRC		
QC Daily Source		
Date	Result (cpm)	P/F
8/27/2008	13474	Pass
8/28/2008	12264	Pass
9/2/2008	13899	Pass
9/3/2008	13359	Pass
9/4/2008	13323	Pass
9/5/2008	12155	Pass
9/7/2008	13081	Pass
9/8/2008	13420	Pass
9/9/2008	12561	Pass
9/10/2008	12919	Pass
9/11/2008	12410	Pass
9/12/2008	13253	Pass
9/15/2008	12373	Pass
9/16/2008	11151	Pass
9/17/2008	11382	Pass
9/18/2008	13032	Pass
9/19/2008	12920	Pass
9/21/2008	12649	Pass
9/22/2008	12975	Pass
9/23/2008	13178	Pass
9/24/2008	11929	Pass
9/25/2008	13545	Pass
9/26/2008	12519	Pass
9/28/2008	12148	Pass
9/29/2008	12542	Pass
9/30/2008	12721	Pass
10/1/2008	13111	Pass
10/2/2008	12412	Pass
10/3/2008	13054	Pass

Inst.#174945 SRC		Source Ser. #	99-2611#1
Initial Source Readings		Nuclide	Cs-137
Date	Result (cpm)		

Inst.#174945 BKG, Daily QC Trend Graph



Inst.#174945 BKG		
QC Daily Source		
Date	Result (cpm)	P/F
10/6/2008	3370	Pass
10/7/2008	3289	Pass
10/8/2008	3430	Pass
10/9/2008	4110	Pass
10/10/2008	3412	Pass
10/12/2008	3082	Pass
10/13/2008	3387	Pass
10/14/2008	3406	Pass
10/15/2008	3398	Pass
10/16/2008	3457	Pass
10/19/2008	3344	Pass
10/20/2008	3506	Pass
10/21/2008	3182	Pass
10/22/2008	3283	Pass
10/24/2008	2968	Pass
10/26/2008	2979	Pass
10/27/2008	3202	Pass
10/28/2008	3295	Pass
10/29/2008	3356	Pass
10/30/2008	3677	Pass
10/31/2008	3310	Pass
11/2/2008	3643	Pass
11/3/2008	3248	Pass
11/4/2008	3297	Pass
11/5/2008	3254	Pass
11/6/2008	3181	Pass
11/9/2008	3273	Pass
11/10/2008	2986	Pass
11/11/2008	3469	Pass
11/12/2008	3382	Pass
11/13/2008	3289	Pass
11/15/2008	2940	Pass

Inst.#174945 BKG		Source Ser. #	NA
Initial Source Readings		Nuclide	NA
Date	Result (cpm)		
5/19/2008	3647		
5/19/2008	3495		
5/19/2008	3442		
5/19/2008	3578		
5/19/2008	3333		
5/19/2008	3339		
5/19/2008	3275		
5/19/2008	3423		
5/19/2008	3397		
5/19/2008	3346		
	Average		
	3428		

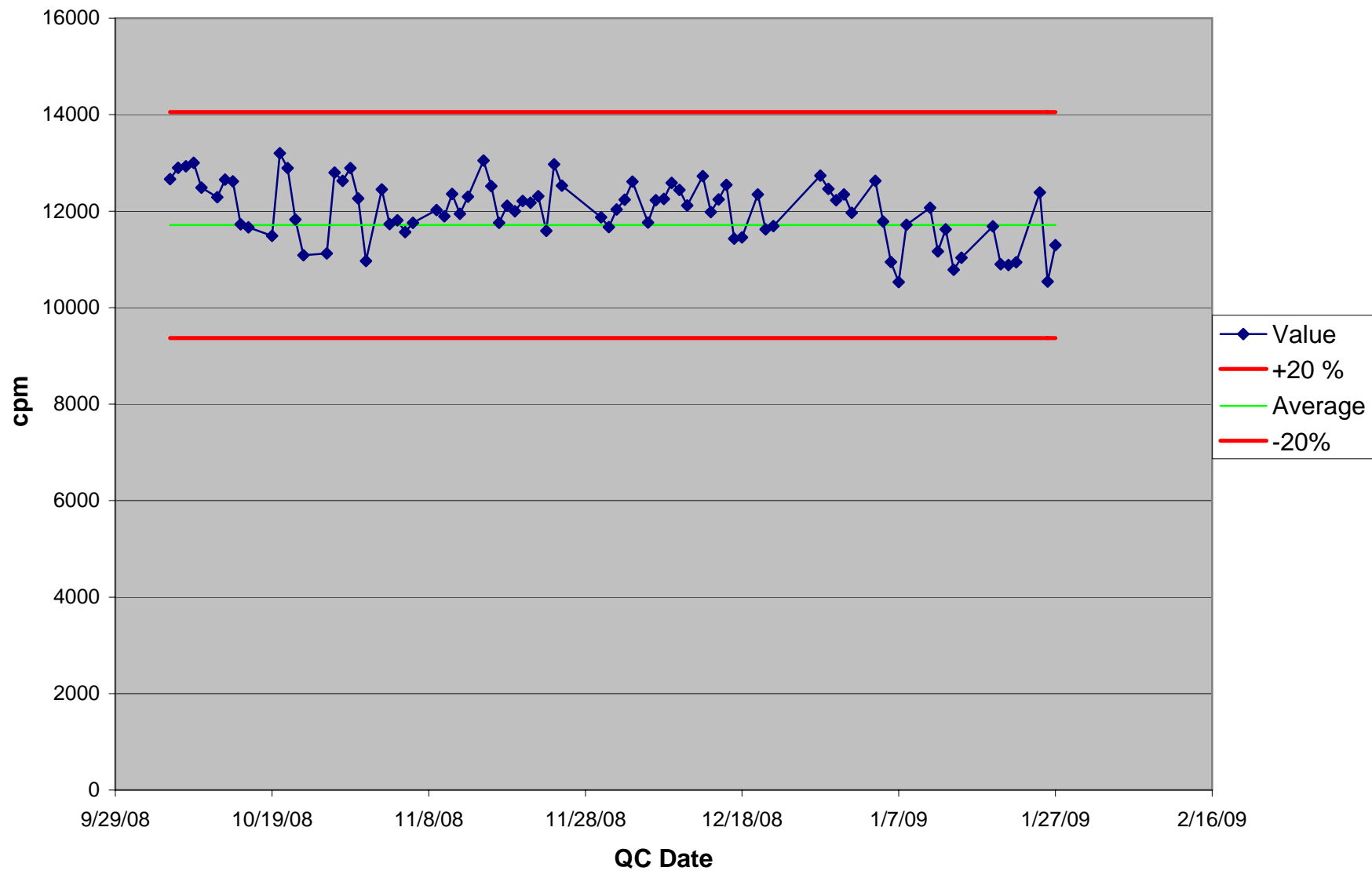
Inst.#174945 BKG		
QC Daily Source		
Date	Result (cpm)	P/F
11/16/2008	3147	Pass
11/17/2008	3086	Pass
11/18/2008	3235	Pass
11/19/2008	3393	Pass
11/20/2008	3231	Pass
11/21/2008	3114	Pass
11/22/2008	3445	Pass
11/23/2008	3411	Pass
11/24/2008	3445	Pass
11/25/2008	3341	Pass
11/30/2008	3503	Pass
12/1/2008	3201	Pass
12/2/2008	3301	Pass
12/3/2008	3497	Pass
12/4/2008	3298	Pass
12/6/2008	3210	Pass
12/7/2008	3298	Pass
12/8/2008	3292	Pass
12/9/2008	3585	Pass
12/10/2008	3079	Pass
12/11/2008	3046	Pass
12/13/2008	3075	Pass
12/14/2008	3167	Pass
12/15/2008	3105	Pass
12/16/2008	3289	Pass
12/17/2008	2994	Pass
12/18/2008	3100	Pass
12/20/2008	3245	Pass
12/21/2008	2979	Pass
12/22/2008	2917	Pass
12/28/2008	2993	Pass
12/29/2008	3065	Pass

Inst.#174945 BKG		Source Ser. #	NA
Initial Source Readings		Nuclide	NA
Date	Result (cpm)		

Inst.#174945 BKG		
QC Daily Source		
Date	Result (cpm)	P/F
12/30/2008	2966	Pass
12/31/2008	2987	Pass
1/1/2009	3055	Pass
1/4/2009	2940	Pass
1/5/2009	2898	Pass
1/6/2009	3034	Pass
1/7/2009	3103	Pass
1/8/2009	3100	Pass
1/11/2009	3121	Pass
1/12/2009	2939	Pass
1/13/2009	2861	Pass
1/14/2009	3041	Pass
1/15/2009	3526	Pass
1/19/2009	2957	Pass
1/20/2009	2842	Pass
1/21/2009	2962	Pass
1/22/2009	3221	Pass
1/25/2009	3745	Pass
1/26/2009	2844	Pass
1/27/2009	3224	Pass

Inst.#174945 BKG		Source Ser. #	NA
Initial Source Readings		Nuclide	NA
Date	Result (cpm)		

Inst.#174945 SRC, Daily QC Trend Graph



Inst.#174945 SRC		
QC Daily Source		
Date	Result (cpm)	P/F
10/6/2008	12664	Pass
10/7/2008	12896	Pass
10/8/2008	12927	Pass
10/9/2008	13001	Pass
10/10/2008	12487	Pass
10/12/2008	12291	Pass
10/13/2008	12653	Pass
10/14/2008	12617	Pass
10/15/2008	11727	Pass
10/16/2008	11665	Pass
10/19/2008	11489	Pass
10/20/2008	13198	Pass
10/21/2008	12894	Pass
10/22/2008	11828	Pass
10/23/2008	11088	Pass
10/26/2008	11122	Pass
10/27/2008	12798	Pass
10/28/2008	12626	Pass
10/29/2008	12895	Pass
10/30/2008	12265	Pass
10/31/2008	10967	Pass
11/2/2008	12448	Pass
11/3/2008	11730	Pass
11/4/2008	11812	Pass
11/5/2008	11567	Pass
11/6/2008	11757	Pass
11/9/2008	12025	Pass
11/10/2008	11895	Pass
11/11/2008	12359	Pass
11/12/2008	11943	Pass
11/13/2008	12298	Pass
11/15/2008	13050	Pass

Inst.#174945 SRC		Source Ser. #	99-2611#1
Initial Source Readings		Nuclide	Cs-137
Date	Result (cpm)		
5/19/2008	11737		
5/19/2008	11534		
5/19/2008	11684		
5/19/2008	11491		
5/19/2008	11837		
5/19/2008	11920		
5/19/2008	11766		
5/19/2008	11896		
5/19/2008	11561		
5/19/2008	11702		
	Average		
	11713		

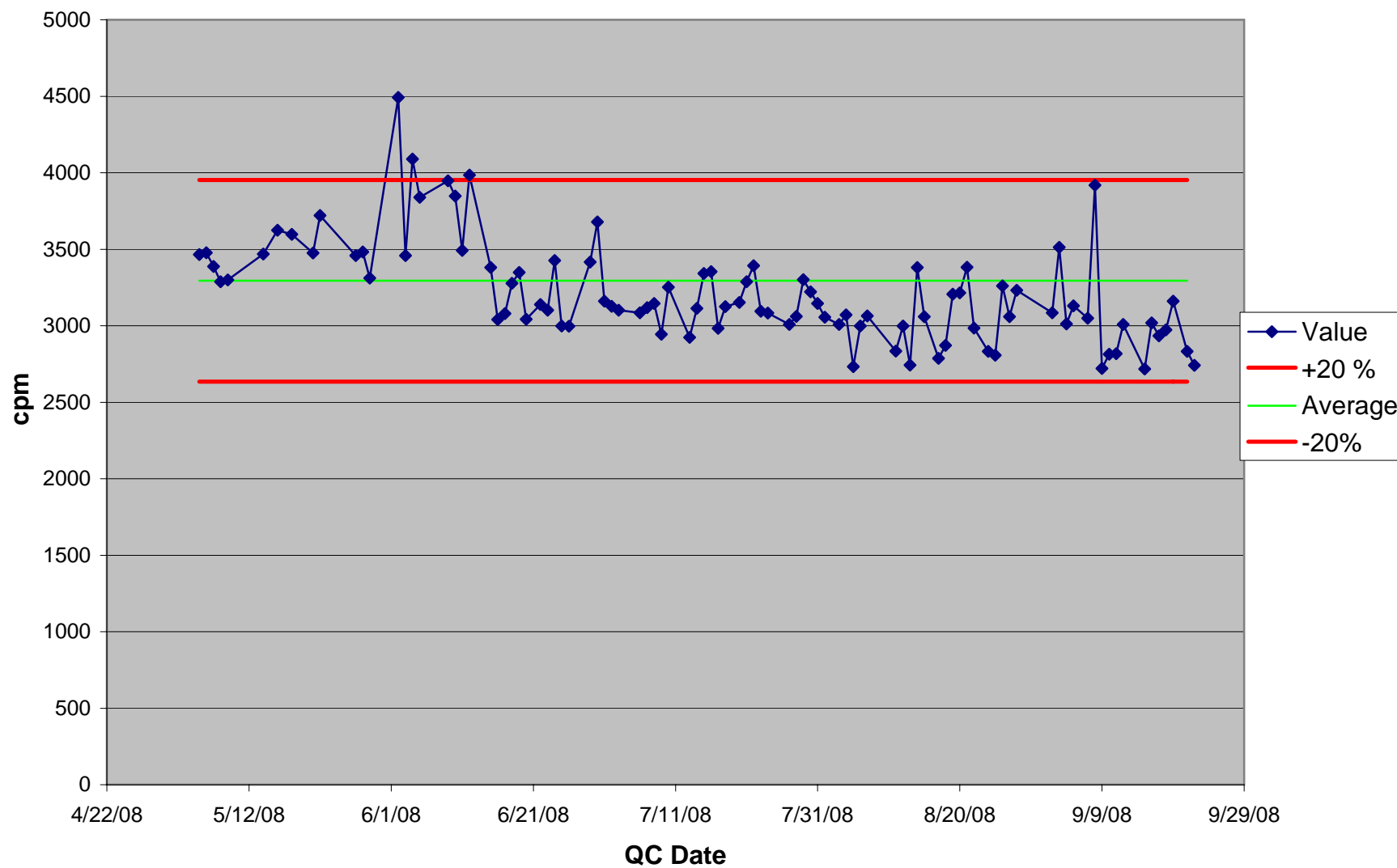
Inst.#174945 SRC		
QC Daily Source		
Date	Result (cpm)	P/F
11/16/2008	12520	Pass
11/17/2008	11760	Pass
11/18/2008	12110	Pass
11/19/2008	11998	Pass
11/20/2008	12209	Pass
11/21/2008	12176	Pass
11/22/2008	12310	Pass
11/23/2008	11591	Pass
11/24/2008	12969	Pass
11/25/2008	12526	Pass
11/30/2008	11872	Pass
12/1/2008	11667	Pass
12/2/2008	12032	Pass
12/3/2008	12237	Pass
12/4/2008	12611	Pass
12/6/2008	11763	Pass
12/7/2008	12224	Pass
12/8/2008	12253	Pass
12/9/2008	12587	Pass
12/10/2008	12440	Pass
12/11/2008	12118	Pass
12/13/2008	12727	Pass
12/14/2008	11980	Pass
12/15/2008	12240	Pass
12/16/2008	12545	Pass
12/17/2008	11432	Pass
12/18/2008	11456	Pass
12/20/2008	12344	Pass
12/21/2008	11621	Pass
12/22/2008	11691	Pass
12/28/2008	12739	Pass
12/29/2008	12463	Pass

Inst.#174945 SRC		Source Ser. #	99-2611#1
Initial Source Readings		Nuclide	Cs-137
Date	Result (cpm)		

Inst.#174945 SRC		
QC Daily Source		
Date	Result (cpm)	P/F
12/30/2008	12229	Pass
12/31/2008	12344	Pass
1/1/2009	11964	Pass
1/4/2009	12625	Pass
1/5/2009	11785	Pass
1/6/2009	10947	Pass
1/7/2009	10532	Pass
1/8/2009	11717	Pass
1/11/2009	12068	Pass
1/12/2009	11163	Pass
1/13/2009	11622	Pass
1/14/2009	10784	Pass
1/15/2009	11036	Pass
1/19/2009	11686	Pass
1/20/2009	10901	Pass
1/21/2009	10882	Pass
1/22/2009	10942	Pass
1/25/2009	12388	Pass
1/26/2009	10542	Pass
1/27/2009	11297	Pass

Inst.#174945 SRC		Source Ser. #	99-2611#1
Initial Source Readings		Nuclide	Cs-137
Date	Result (cpm)		

Inst.#176952 BKG, Daily QC Trend Graph



Inst.#176952 BKG		
QC Daily Source		
Date	Result (cpm)	P/F
5/5/2008	3466	Pass
5/6/2008	3477	Pass
5/7/2008	3387	Pass
5/8/2008	3288	Pass
5/9/2008	3300	Pass
5/14/2008	3468	Pass
5/16/2008	3624	Pass
5/18/2008	3598	Pass
5/21/2008	3476	Pass
5/22/2008	3721	Pass
5/27/2008	3458	Pass
5/28/2008	3483	Pass
5/29/2008	3312	Pass
6/2/2008	4493	Fail
6/3/2008	3458	Pass
6/4/2008	4089	Fail
6/5/2008	3840	Pass
6/9/2008	3948	Pass
6/10/2008	3848	Pass
6/11/2008	3493	Pass
6/12/2008	3984	Fail
6/15/2008	3381	Pass
6/16/2008	3041	Pass
6/17/2008	3080	Pass
6/18/2008	3277	Pass
6/19/2008	3348	Pass
6/20/2008	3042	Pass
6/22/2008	3139	Pass
6/23/2008	3101	Pass
6/24/2008	3427	Pass
6/25/2008	2999	Pass
6/26/2008	2997	Pass
6/29/2008	3417	Pass
6/30/2008	3678	Pass

Inst.#176952 BKG		Source Ser. #	NA
Initial Source Readings		Nuclide	NA
Date	Result (cpm)		
5/2/2008	3145		
5/2/2008	3222		
5/2/2008	3287		
5/2/2008	3354		
5/2/2008	3293		
5/2/2008	3337		
5/2/2008	3326		
5/2/2008	3384		
5/2/2008	3353		
5/2/2008	3236		
	Average		
	3294		

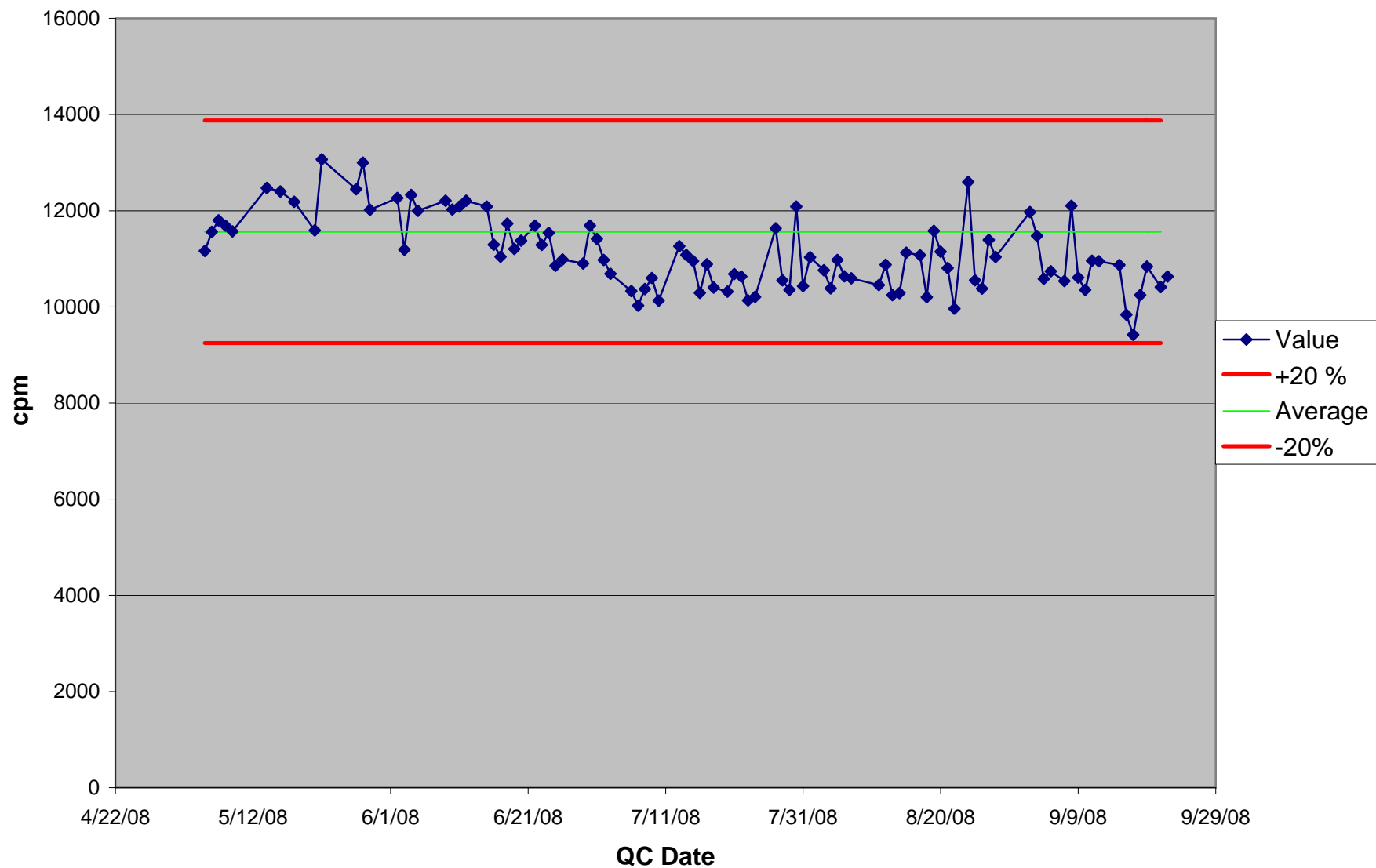
Inst.#176952 BKG		
QC Daily Source		
Date	Result (cpm)	P/F
7/1/2008	3161	Pass
7/2/2008	3127	Pass
7/3/2008	3102	Pass
7/6/2008	3085	Pass
7/7/2008	3118	Pass
7/8/2008	3145	Pass
7/9/2008	2945	Pass
7/10/2008	3252	Pass
7/13/2008	2924	Pass
7/14/2008	3114	Pass
7/15/2008	3341	Pass
7/16/2008	3353	Pass
7/17/2008	2983	Pass
7/18/2008	3125	Pass
7/20/2008	3153	Pass
7/21/2008	3287	Pass
7/22/2008	3393	Pass
7/23/2008	3095	Pass
7/24/2008	3083	Pass
7/27/2008	3008	Pass
7/28/2008	3061	Pass
7/29/2008	3302	Pass
7/30/2008	3221	Pass
7/31/2008	3145	Pass
8/1/2008	3056	Pass
8/3/2008	3009	Pass
8/4/2008	3071	Pass
8/5/2008	2733	Pass
8/6/2008	2999	Pass
8/7/2008	3065	Pass
8/11/2008	2835	Pass
8/12/2008	2999	Pass
8/13/2008	2742	Pass
8/14/2008	3380	Pass

Inst.#176952 BKG		Source Ser. #	NA
Initial Source Readings		Nuclide	NA
Date	Result (cpm)		

Inst.#176952 BKG		
QC Daily Source		
Date	Result (cpm)	P/F
8/15/2008	3060	Pass
8/17/2008	2786	Pass
8/18/2008	2872	Pass
8/19/2008	3207	Pass
8/20/2008	3215	Pass
8/21/2008	3383	Pass
8/22/2008	2985	Pass
8/24/2008	2833	Pass
8/25/2008	2807	Pass
8/26/2008	3261	Pass
8/27/2008	3060	Pass
8/28/2008	3231	Pass
9/2/2008	3084	Pass
9/3/2008	3512	Pass
9/4/2008	3012	Pass
9/5/2008	3131	Pass
9/7/2008	3049	Pass
9/8/2008	3919	Pass
9/9/2008	2721	Pass
9/10/2008	2814	Pass
9/11/2008	2817	Pass
9/12/2008	3009	Pass
9/15/2008	2718	Pass
9/16/2008	3018	Pass
9/17/2008	2934	Pass
9/18/2008	2973	Pass
9/19/2008	3160	Pass
9/21/2008	2833	Pass
9/22/2008	2741	Pass

Inst.#176952 BKG		Source Ser. #	NA
Initial Source Readings		Nuclide	NA
Date	Result (cpm)		

Inst.#176952 SRC, Daily QC Trend Graph



Inst.#176952 SRC		
QC Daily Source		
Date	Result (cpm)	P/F
5/5/2008	11161	Pass
5/6/2008	11561	Pass
5/7/2008	11801	Pass
5/8/2008	11687	Pass
5/9/2008	11571	Pass
5/14/2008	12471	Pass
5/16/2008	12398	Pass
5/18/2008	12187	Pass
5/21/2008	11592	Pass
5/22/2008	13065	Pass
5/27/2008	12445	Pass
5/28/2008	13001	Pass
5/29/2008	12016	Pass
6/2/2008	12264	Pass
6/3/2008	11191	Pass
6/4/2008	12328	Pass
6/5/2008	11995	Pass
6/9/2008	12208	Pass
6/10/2008	12025	Pass
6/11/2008	12085	Pass
6/12/2008	12208	Pass
6/15/2008	12086	Pass
6/16/2008	11293	Pass
6/17/2008	11043	Pass
6/18/2008	11733	Pass
6/19/2008	11204	Pass
6/20/2008	11377	Pass
6/22/2008	11690	Pass
6/23/2008	11289	Pass
6/24/2008	11539	Pass
6/25/2008	10852	Pass
6/26/2008	10987	Pass
6/29/2008	10901	Pass
6/30/2008	11688	Pass

Inst.#176952 SRC		Source Ser. #	99-2611#1
Initial Source Readings		Nuclide	Cs-137
Date	Result (cpm)		
5/2/2008	11622		
5/2/2008	11714		
5/2/2008	11615		
5/2/2008	11676		
5/2/2008	11587		
5/2/2008	11797		
5/2/2008	11735		
5/2/2008	11176		
5/2/2008	11284		
5/2/2008	11412		
	Average		
	11562		

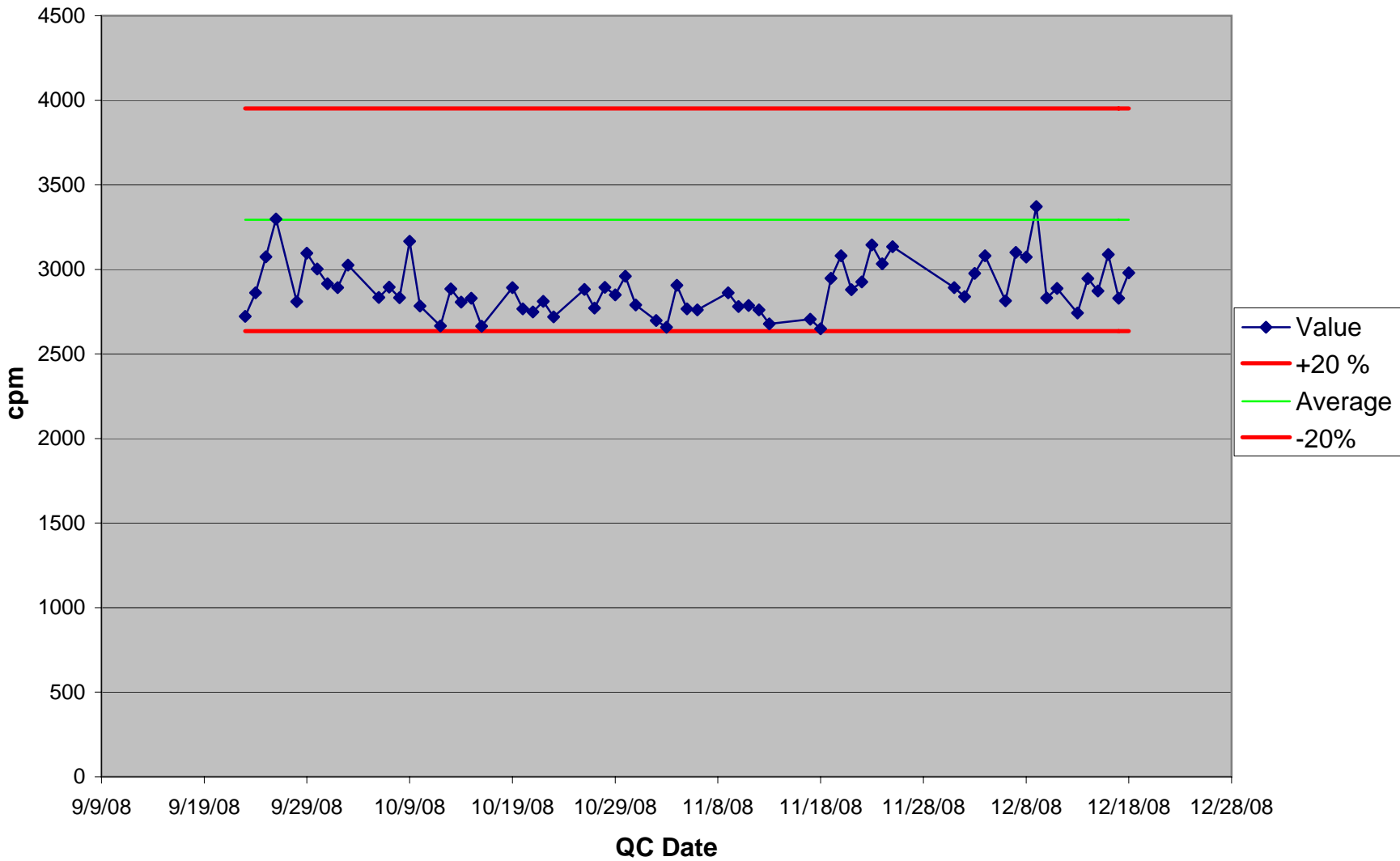
Inst.#176952 SRC		
QC Daily Source		
Date	Result (cpm)	P/F
7/1/2008	11412	Pass
7/2/2008	10972	Pass
7/3/2008	10686	Pass
7/6/2008	10325	Pass
7/7/2008	10023	Pass
7/8/2008	10369	Pass
7/9/2008	10601	Pass
7/10/2008	10129	Pass
7/13/2008	11262	Pass
7/14/2008	11079	Pass
7/15/2008	10956	Pass
7/16/2008	10292	Pass
7/17/2008	10885	Pass
7/18/2008	10402	Pass
7/20/2008	10317	Pass
7/21/2008	10682	Pass
7/22/2008	10630	Pass
7/23/2008	10134	Pass
7/24/2008	10210	Pass
7/27/2008	11630	Pass
7/28/2008	10553	Pass
7/29/2008	10355	Pass
7/30/2008	12085	Pass
7/31/2008	10430	Pass
8/1/2008	11033	Pass
8/3/2008	10762	Pass
8/4/2008	10386	Pass
8/5/2008	10973	Pass
8/6/2008	10635	Pass
8/7/2008	10592	Pass
8/11/2008	10454	Pass
8/12/2008	10876	Pass
8/13/2008	10246	Pass
8/14/2008	10284	Pass

Inst.#176952 SRC		Source Ser. #	99-2611#1
Initial Source Readings		Nuclide	Cs-137
Date	Result (cpm)		

Inst.#176952 SRC		
QC Daily Source		
Date	Result (cpm)	P/F
8/15/2008	11124	Pass
8/17/2008	11074	Pass
8/18/2008	10201	Pass
8/19/2008	11581	Pass
8/20/2008	11145	Pass
8/21/2008	10808	Pass
8/22/2008	9962	Pass
8/24/2008	12595	Pass
8/25/2008	10554	Pass
8/26/2008	10380	Pass
8/27/2008	11391	Pass
8/28/2008	11035	Pass
9/2/2008	11970	Pass
9/3/2008	11473	Pass
9/4/2008	10583	Pass
9/5/2008	10739	Pass
9/7/2008	10538	Pass
9/8/2008	12100	Pass
9/9/2008	10611	Pass
9/10/2008	10351	Pass
9/11/2008	10961	Pass
9/12/2008	10951	Pass
9/15/2008	10870	Pass
9/16/2008	9838	Pass
9/17/2008	9422	Pass
9/18/2008	10246	Pass
9/19/2008	10839	Pass
9/21/2008	10411	Pass
9/22/2008	10630	Pass

Inst.#176952 SRC		Source Ser. #	99-2611#1
Initial Source Readings		Nuclide	Cs-137
Date	Result (cpm)		

Inst.#176952 BKG, Daily QC Trend Graph



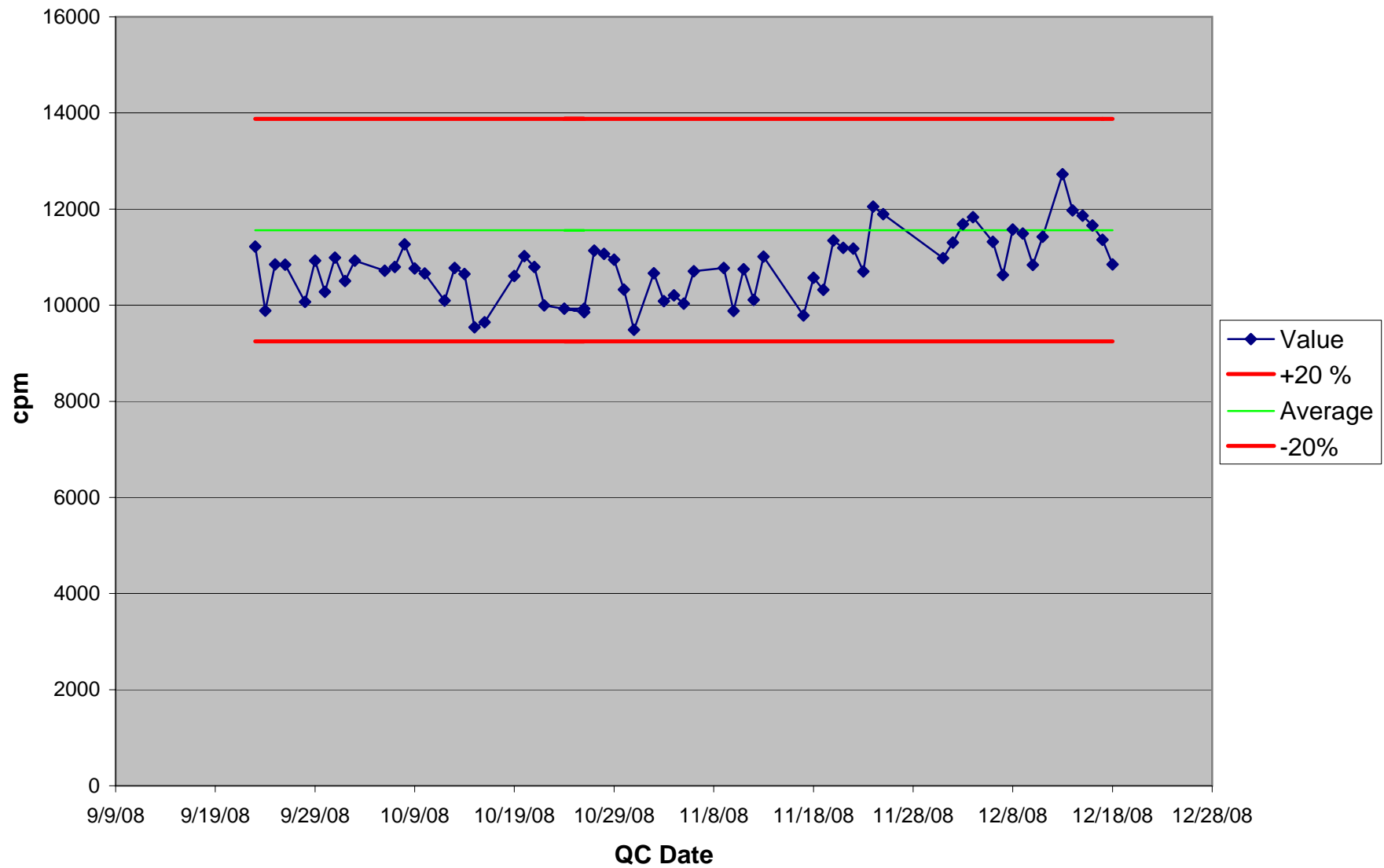
Inst.#176952 BKG		
QC Daily Source		
Date	Result (cpm)	P/F
9/23/2008	2723	Pass
9/24/2008	2861	Pass
9/25/2008	3074	Pass
9/26/2008	3298	Pass
9/28/2008	2810	Pass
9/29/2008	3096	Pass
9/30/2008	3002	Pass
10/1/2008	2916	Pass
10/2/2008	2892	Pass
10/3/2008	3026	Pass
10/6/2008	2834	Pass
10/7/2008	2895	Pass
10/8/2008	2832	Pass
10/9/2008	3166	Pass
10/10/2008	2783	Pass
10/12/2008	2665	Pass
10/13/2008	2884	Pass
10/14/2008	2806	Pass
10/15/2008	2830	Pass
10/16/2008	2664	Pass
10/19/2008	2892	Pass
10/20/2008	2766	Pass
10/21/2008	2749	Pass
10/22/2008	2811	Pass
10/23/2008	2719	Pass
10/26/2008	2881	Pass
10/27/2008	2771	Pass
10/28/2008	2894	Pass
10/29/2008	2850	Pass
10/30/2008	2960	Pass
10/31/2008	2789	Pass
11/2/2008	2698	Pass
11/3/2008	2658	Pass

Inst.#176952 BKG		Source Ser. #	NA
Initial Source Readings		Nuclide	NA
Date	Result (cpm)		
5/2/2008	3145		
5/2/2008	3222		
5/2/2008	3287		
5/2/2008	3354		
5/2/2008	3293		
5/2/2008	3337		
5/2/2008	3326		
5/2/2008	3384		
5/2/2008	3353		
5/2/2008	3236		
	Average		
	3294		

Inst.#176952 BKG		
QC Daily Source		
Date	Result (cpm)	P/F
11/4/2008	2906	Pass
11/5/2008	2767	Pass
11/6/2008	2761	Pass
11/9/2008	2862	Pass
11/10/2008	2781	Pass
11/11/2008	2786	Pass
11/12/2008	2760	Pass
11/13/2008	2678	Pass
11/17/2008	2705	Pass
11/18/2008	2649	Pass
11/19/2008	2947	Pass
11/20/2008	3081	Pass
11/21/2008	2880	Pass
11/22/2008	2926	Pass
11/23/2008	3145	Pass
11/24/2008	3033	Pass
11/25/2008	3134	Pass
12/1/2008	2892	Pass
12/2/2008	2838	Pass
12/3/2008	2976	Pass
12/4/2008	3080	Pass
12/6/2008	2814	Pass
12/7/2008	3100	Pass
12/8/2008	3073	Pass
12/9/2008	3371	Pass
12/10/2008	2831	Pass
12/11/2008	2888	Pass
12/13/2008	2743	Pass
12/14/2008	2946	Pass
12/15/2008	2873	Pass
12/16/2008	3088	Pass
12/17/2008	2830	Pass
12/18/2008	2979	Pass

Inst.#176952 BKG		Source Ser. #	NA
Initial Source Readings		Nuclide	NA
Date	Result (cpm)		

Inst.#176952 SRC, Daily QC Trend Graph



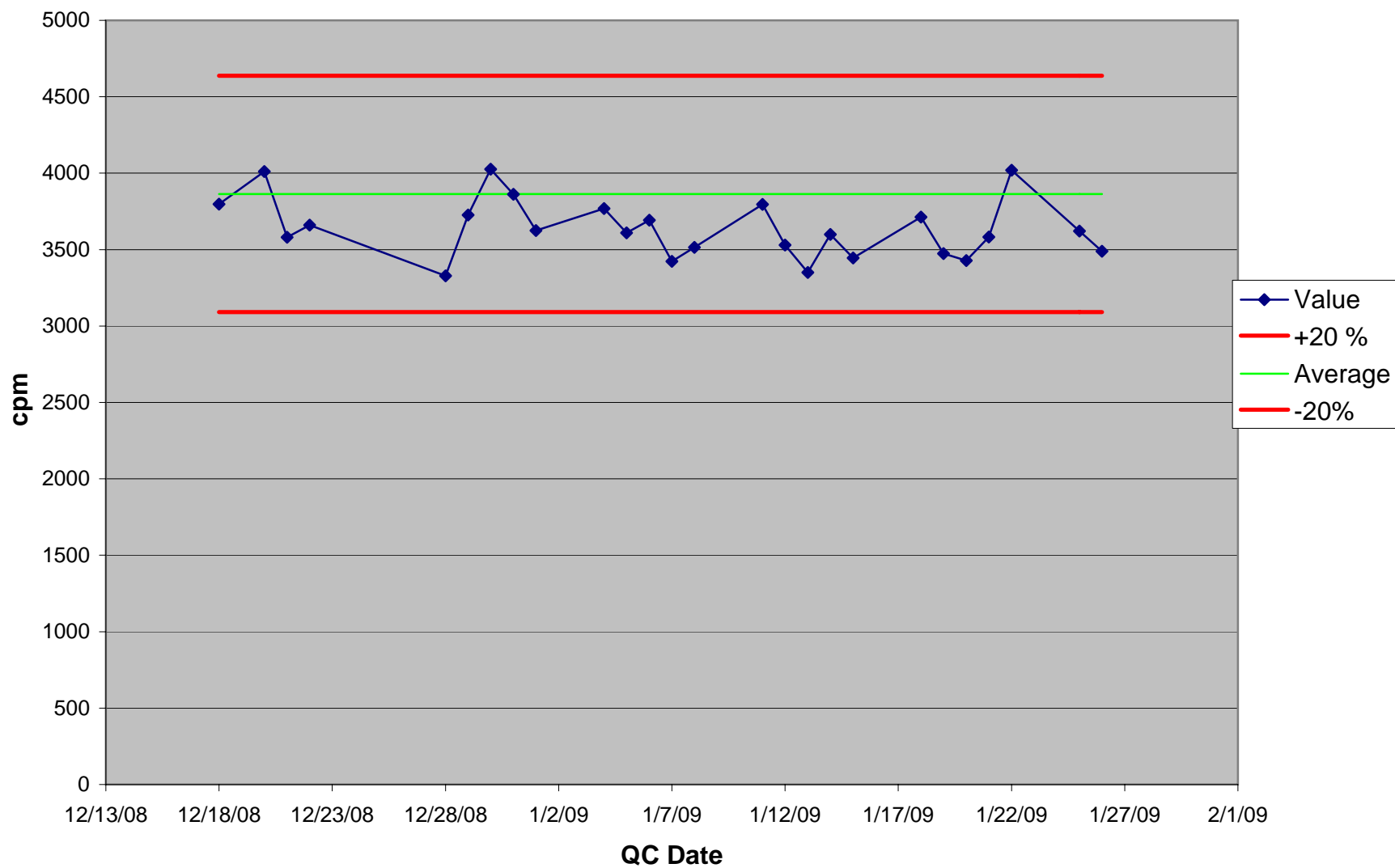
Inst.#176952 SRC		
QC Daily Source		
Date	Result (cpm)	P/F
9/23/2008	11217	Pass
9/24/2008	9885	Pass
9/25/2008	10846	Pass
9/26/2008	10845	Pass
9/28/2008	10069	Pass
9/29/2008	10926	Pass
9/30/2008	10279	Pass
10/1/2008	10989	Pass
10/2/2008	10502	Pass
10/3/2008	10925	Pass
10/6/2008	10717	Pass
10/7/2008	10797	Pass
10/8/2008	11266	Pass
10/9/2008	10764	Pass
10/10/2008	10661	Pass
10/12/2008	10095	Pass
10/13/2008	10777	Pass
10/14/2008	10651	Pass
10/15/2008	9538	Pass
10/16/2008	9645	Pass
10/19/2008	10606	Pass
10/20/2008	11021	Pass
10/21/2008	10796	Pass
10/22/2008	9998	Pass
10/26/2008	9856	Pass
10/24/2008	9927	Pass
10/26/2008	9927	Pass
10/27/2008	11137	Pass
10/28/2008	11066	Pass
10/29/2008	10945	Pass
10/30/2008	10327	Pass
10/31/2008	9487	Pass
11/2/2008	10663	Pass

Inst.#176952 SRC		Source Ser. #	99-2611#1
Initial Source Readings		Nuclide	Cs-137
Date	Result (cpm)		
5/2/2008	11622		
5/2/2008	11714		
5/2/2008	11615		
5/2/2008	11676		
5/2/2008	11587		
5/2/2008	11797		
5/2/2008	11735		
5/2/2008	11176		
5/2/2008	11284		
5/2/2008	11412		
		Average	
		11562	

Inst.#176952 SRC		
QC Daily Source		
Date	Result (cpm)	P/F
11/3/2008	10082	Pass
11/4/2008	10204	Pass
11/5/2008	10030	Pass
11/6/2008	10706	Pass
11/9/2008	10777	Pass
11/10/2008	9879	Pass
11/11/2008	10751	Pass
11/12/2008	10113	Pass
11/13/2008	11008	Pass
11/17/2008	9785	Pass
11/18/2008	10571	Pass
11/19/2008	10321	Pass
11/20/2008	11343	Pass
11/21/2008	11193	Pass
11/22/2008	11175	Pass
11/23/2008	10703	Pass
11/24/2008	12052	Pass
11/25/2008	11893	Pass
12/1/2008	10981	Pass
12/2/2008	11302	Pass
12/3/2008	11684	Pass
12/4/2008	11830	Pass
12/6/2008	11320	Pass
12/7/2008	10629	Pass
12/8/2008	11575	Pass
12/9/2008	11493	Pass
12/10/2008	10836	Pass
12/11/2008	11423	Pass
12/13/2008	12727	Pass
12/14/2008	11974	Pass
12/15/2008	11863	Pass
12/16/2008	11660	Pass
12/17/2008	11363	Pass
12/18/2008	10849	Pass

Inst.#176952 SRC		Source Ser. #	99-2611#1
Initial Source Readings		Nuclide	Cs-137
Date	Result (cpm)		

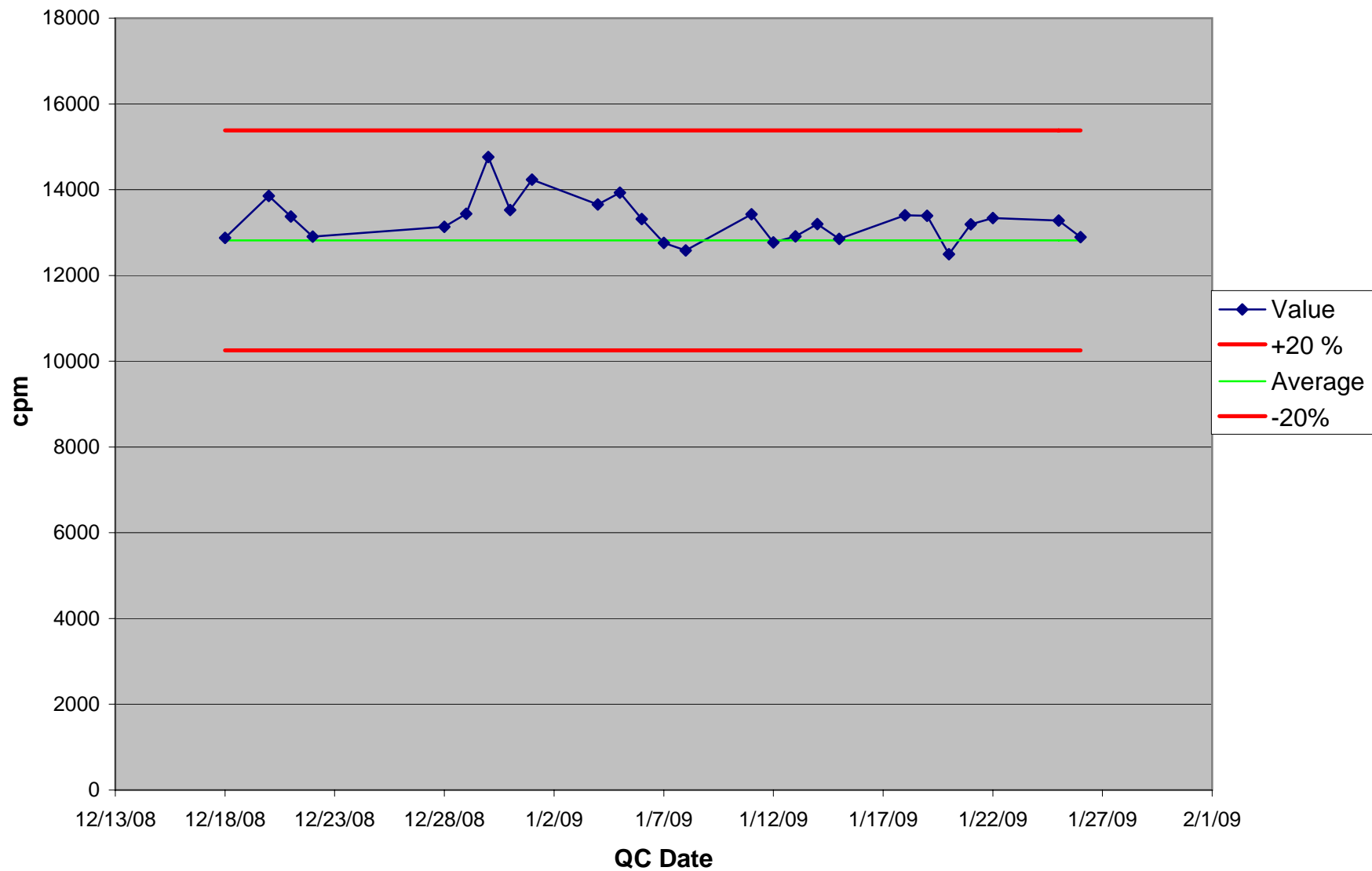
Inst.#218587 BKG, Daily QC Trend Graph



Inst.#218587 BKG		
QC Daily Source		
Date	Result (cpm)	P/F
12/18/2008	3798	Pass
12/20/2008	4011	Pass
12/21/2008	3580	Pass
12/22/2008	3660	Pass
12/28/2008	3329	Pass
12/29/2008	3727	Pass
12/30/2008	4026	Pass
12/31/2008	3862	Pass
1/1/2009	3624	Pass
1/4/2009	3768	Pass
1/5/2009	3609	Pass
1/6/2009	3693	Pass
1/7/2009	3423	Pass
1/8/2009	3514	Pass
1/11/2009	3795	Pass
1/12/2009	3530	Pass
1/13/2009	3350	Pass
1/14/2009	3599	Pass
1/15/2009	3445	Pass
1/18/2009	3712	Pass
1/19/2009	3474	Pass
1/20/2009	3429	Pass
1/21/2009	3582	Pass
1/22/2009	4019	Pass
1/25/2009	3621	Pass
1/26/2009	3490	Pass

Inst.#218587 BKG		Source Ser. #	NA
Initial Source Readings		Nuclide	NA
Date	Result (cpm)		
12/18/2008	3818		
12/18/2008	3835		
12/18/2008	3998		
12/18/2008	3895		
12/18/2008	3815		
12/18/2008	3854		
12/18/2008	3943		
12/18/2008	4077		
12/18/2008	3641		
12/18/2008	3766		
	Average		
	3864		

Inst.#218587 SRC, Daily QC Trend Graph



Inst.#218587 SRC		
QC Daily Source		
Date	Result (cpm)	P/F
12/18/2008	12874	Pass
12/20/2008	13856	Pass
12/21/2008	13374	Pass
12/22/2008	12903	Pass
12/28/2008	13135	Pass
12/29/2008	13438	Pass
12/30/2008	14764	Pass
12/31/2008	13527	Pass
1/1/2009	14232	Pass
1/4/2009	13657	Pass
1/5/2009	13928	Pass
1/6/2009	13316	Pass
1/7/2009	12760	Pass
1/8/2009	12583	Pass
1/11/2009	13427	Pass
1/12/2009	12769	Pass
1/13/2009	12911	Pass
1/14/2009	13198	Pass
1/15/2009	12855	Pass
1/18/2009	13403	Pass
1/19/2009	13390	Pass
1/20/2009	12495	Pass
1/21/2009	13191	Pass
1/22/2009	13341	Pass
1/25/2009	13281	Pass
1/26/2009	12894	Pass

Inst.#218587 SRC		Source Ser. #	99-2611#1
Initial Source Readings		Nuclide	Cs-137
Date	Result (cpm)		
12/18/2008	12943		
12/18/2008	12453		
12/18/2008	11862		
12/18/2008	12493		
12/18/2008	13436		
12/18/2008	13473		
12/18/2008	12661		
12/18/2008	12664		
12/18/2008	13165		
12/18/2008	13048		
	Average		
	12820		