

**APPENDIX C. Gamma Spectroscopy, ICP-MS, and XRF, XRD Sample
Results and QA Results**

Table 7. Gamma spectroscopy analytical results for Mn-54, Co-57, Zn-65, Sr-85, Ru-106, Ce-139, and Cs-137.

ADP FILE/NOTEBOOK REF	WSRC-NB-2003-00207 pg 107		
Sample ID	300242781		
Comment			
Count Date	9/25/2007		
Count Time	13:44		
Count Duration (sec)	7200		
	Radioisotope	Activity (dpm/mL)	1 Sigma %Unc
	Mn-54	1.86E+01	10.5%
	Co-57	4.60E+00	22.9%
	Zn-65	<1.29E+01	MDA
	Sr-85	3.65E+02	2.39%
	Ru-106	<5.57E+01	MDA
	Ce-139	<5.15E+00	MDA
	Cs-137	<7.55E+00	MDA
Sample ID	300242782		
Comment			
Count Date	9/25/2007		
Count Time	15:48		
Count Duration (sec)	7200		
	Radioisotope	Activity (dpm/mL)	1 Sigma %Unc
	Mn-54	<5.59E+00	MDA
	Co-57	<4.00E+00	MDA
	Zn-65	<1.27E+01	MDA
	Sr-85	2.31E+02	2.88%
	Ru-106	<5.26E+01	MDA
	Ce-139	<4.46E+00	MDA
	Cs-137	<3.29E+00	MDA
Sample ID	300242783		
Comment			
Count Date	9/25/2007		
Count Time	17:52		
Count Duration (sec)	7200		
	Radioisotope	Activity (dpm/mL)	1 Sigma %Unc
	Mn-54	<5.43E+00	MDA
	Co-57	<4.16E+00	MDA
	Zn-65	<1.65E+01	MDA
	Sr-85	3.13E+02	2.55%
	Ru-106	<5.44E+01	MDA

	Ce-139	<4.81E+00	MDA
	Cs-137	1.26E+01	15.5%
Sample ID	300242784		
Comment			
Count Date	9/25/2007		
Count Time	19:55		
Count Duration (sec)	7200		
	Radioisotope	Activity (dpm/mL)	1 Sigma %Unc
	Mn-54	<6.10E+00	MDA
	Co-57	<3.18E+00	MDA
	Zn-65	<1.47E+01	MDA
	Sr-85	3.02E+02	2.58%
	Ru-106	<4.97E+01	MDA
	Ce-139	<4.96E+00	MDA
	Cs-137	1.35E+01	14.4%
Sample ID	300242785		
Comment			
Count Date	9/25/2007		
Count Time	21:59		
Count Duration (sec)	7200		
	Radioisotope	Activity (dpm/mL)	1 Sigma %Unc
	Mn-54	<4.41E+00	MDA
	Co-57	1.42E+01	13.6%
	Zn-65	<1.42E+01	MDA
	Sr-85	6.00E+02	2.11%
	Ru-106	<6.48E+01	MDA
	Ce-139	<6.12E+00	MDA
	Cs-137	1.85E+02	3.27%
Sample ID	300242786		
Comment			
Count Date	9/26/2007		
Count Time	12:03		
Count Duration (sec)	7200		
	Radioisotope	Activity (dpm/mL)	1 Sigma %Unc
	Mn-54	1.94E+03	1.23%
	Co-57	1.36E+03	1.54%
	Zn-65	2.40E+02	4.39%
	Sr-85	8.87E+02	2.01%
	Ru-106	<1.90E+02	MDA
	Ce-139	<9.27E+00	MDA
	Cs-137	2.68E+02	3.26%

Sample ID 300242787
 Comment
 Count Date 9/26/2007
 Count Time 2:06
 Count Duration (sec) 7200

Radioisotope	Activity (dpm/mL)	1 Sigma %Unc
Mn-54	7.12E+00	24.4%
Co-57	8.07E+00	17.7%
Zn-65	<1.53E+01	MDA
Sr-85	4.04E+02	2.40%
Ru-106	<5.40E+01	MDA
Ce-139	<4.73E+00	MDA
Cs-137	1.23E+02	3.83%

Sample ID 300242788
 Comment
 Count Date 9/26/2007
 Count Time 4:10
 Count Duration (sec) 7200

Radioisotope	Activity (dpm/mL)	1 Sigma %Unc
Mn-54	6.02E+01	6.30%
Co-57	2.65E+01	7.81%
Zn-65	1.63E+01	23.6%
Sr-85	5.73E+02	2.17%
Ru-106	<7.52E+01	MDA
Ce-139	1.39E+01	13.2%
Cs-137	1.94E+02	3.32%

Sample ID 300242789
 Comment
 Count Date 9/26/2007
 Count Time 7:52
 Count Duration (sec) 10800

Radioisotope	Activity (dpm/mL)	1 Sigma %Unc
Mn-54	2.85E+03	1.04%
Co-57	2.64E+03	1.43%
Zn-65	2.58E+03	1.70%
Sr-85	1.07E+03	1.77%
Ru-106	2.78E+02	Upper Limit
Ce-139	1.66E+02	2.93%
Cs-137	1.10E+03	1.57%

Sample ID 300242790
 Comment

Count Date 9/26/2007
 Count Time 10:56
 Count Duration (sec) 10800

Radioisotope	Activity (dpm/mL)	1 Sigma %Unc
Mn-54	2.57E+03	1.05%
Co-57	2.25E+03	1.44%
Zn-65	1.62E+03	1.86%
Sr-85	9.64E+02	1.86%
Ru-106	<1.82E+02	MDA
Ce-139	1.28E+02	2.97%
Cs-137	9.37E+02	1.63%

Sample ID 300242791
 Comment
 Count Date 9/26/2007
 Count Time 13:59
 Count Duration (sec) 10800

Radioisotope	Activity (dpm/mL)	1 Sigma %Unc
Mn-54	2.80E+02	2.20%
Co-57	8.20E+01	3.43%
Zn-65	7.72E+00	20.4%
Sr-85	9.22E+01	1.84%
Ru-106	<7.99E+01	MDA
Ce-139	<6.76E+00	MDA
Cs-137	8.89E+02	1.54%

Sample ID 300242792
 Comment
 Count Date 9/26/2007
 Count Time 17:03
 Count Duration (sec) 10800

Radioisotope	Activity (dpm/mL)	1 Sigma %Unc
Mn-54	<5.56E+00	MDA
Co-57	<3.82E+00	MDA
Zn-65	<1.18E+01	MDA
Sr-85	2.90E+02	2.23%
Ru-106	<3.04E+01	MDA
Ce-139	<4.39E+00	MDA
Cs-137	3.01E+02	2.19%

Sample ID 300242793
 Comment
 Count Date 9/26/2007
 Count Time 20:07
 Count Duration (sec) 10800

Radioisotope	Activity (dpm/mL)	1 Sigma %Unc
Mn-54	7.58E+02	1.47%
Co-57	5.04E+02	1.69%
Zn-65	2.31E+02	3.97%
Sr-85	9.05E+02	1.84%
Ru-106	<1.02E+02	MDA
Ce-139	6.19E+00	26.5%
Cs-137	2.52E+02	2.58%

Sample ID 300242794
 Comment
 Count Date 9/26/2007
 Count Time 23:10
 Count Duration (sec) 10800

Radioisotope	Activity (dpm/mL)	1 Sigma %Unc
Mn-54	3.14E+03	1.02%
Co-57	3.03E+03	1.42%
Zn-65	2.89E+03	1.66%
Sr-85	1.22E+03	1.75%
Ru-106	9.98E+02	5.85%
Ce-139	3.74E+02	2.01%
Cs-137	5.55E+02	2.33%

Sample ID 300242795
 Comment
 Count Date 9/27/2007
 Count Time 2:14
 Count Duration (sec) 10800

Radioisotope	Activity (dpm/mL)	1 Sigma %Unc
Mn-54	1.75E+01	10.7%
Co-57	6.68E+00	17.4%
Zn-65	<1.13E+01	MDA
Sr-85	7.64E+02	1.86%
Ru-106	<4.54E+01	MDA
Ce-139	<5.06E+00	MDA
Cs-137	1.14E+02	3.41%

ADP FILE/NOTEBOOK REF WSRC-NB-2003-00207 pg 107
 Sample ID 300242796
 Comment
 Count Date 9/26/2007
 Count Time 10:45
 Count Duration (sec) 10800

Radioisotope	Activity (dpm/mL)	1 Sigma %Unc
--------------	-------------------	-----------------

Mn-54	3.41E+00	28.8%
Co-57	4.35E+00	26.7%
Zn-65	<1.14E+01	MDA
Sr-85	6.83E+02	1.86%
Ru-106	<4.39E+01	MDA
Ce-139	<4.98E+00	MDA
Cs-137	1.10E+02	3.45%

Sample ID 300242797
 Comment
 Count Date 9/26/2007
 Count Time 13:57
 Count Duration (sec) 7200

Radioisotope	Activity (dpm/mL)	1 Sigma %Unc
Mn-54	1.59E+01	12.3%
Co-57	1.33E+01	12.1%
Zn-65	<1.35E+01	MDA
Sr-85	8.66E+02	1.91%
Ru-106	<7.00E+01	MDA
Ce-139	<6.95E+00	MDA
Cs-137	5.95E+02	1.87%

Sample ID 300242798
 Comment
 Count Date 9/26/2007
 Count Time 15:21
 Count Duration (sec) 10800

Radioisotope	Activity (dpm/mL)	1 Sigma %Unc
Mn-54	6.28E+00	17.3%
Co-57	1.09E+01	16.4%
Zn-65	<7.87E+00	MDA
Sr-85	8.66E+02	1.80%
Ru-106	<5.01E+01	MDA
Ce-139	<4.57E+00	MDA
Cs-137	5.23E+02	1.73%

Sample ID 300242799
 Comment
 Count Date 9/26/2007
 Count Time 15:59
 Count Duration (sec) 14400

Radioisotope	Activity (dpm/mL)	1 Sigma %Unc
Mn-54	5.50E+00	21.2%
Co-57	9.19E+00	17.1%
Zn-65	<1.01E+01	MDA

Sr-85	8.72E+02	1.73%
Ru-106	<4.64E+01	MDA
Ce-139	<4.88E+00	MDA
Cs-137	5.15E+02	1.57%

Sample ID 300242800
 Comment
 Count Date 9/27/2007
 Count Time 9:13
 Count Duration (sec) 7200

Radioisotope	Activity (dpm/mL)	1 Sigma %Unc
Mn-54	2.28E+01	9.52%
Co-57	1.72E+01	11.5%
Zn-65	<1.52E+01	MDA
Sr-85	9.21E+02	1.87%
Ru-106	<6.53E+01	MDA
Ce-139	<7.03E+00	MDA
Cs-137	5.25E+02	1.94%

Sample ID 300242801
 Comment
 Count Date 9/27/2007
 Count Time 11:17
 Count Duration (sec) 7200

Radioisotope	Activity (dpm/mL)	1 Sigma %Unc
Mn-54	6.81E+00	19.5%
Co-57	1.06E+01	21.2%
Zn-65	<1.39E+01	MDA
Sr-85	9.17E+02	1.88%
Ru-106	<6.43E+01	MDA
Ce-139	<7.25E+00	MDA
Cs-137	6.12E+02	1.87%

Sample ID 300242802
 Comment
 Count Date 9/27/2007
 Count Time 13:21
 Count Duration (sec) 7200

Radioisotope	Activity (dpm/mL)	1 Sigma %Unc
Mn-54	<6.71E+00	MDA
Co-57	1.02E+01	16.4%
Zn-65	<1.52E+01	MDA
Sr-85	9.35E+02	1.88%
Ru-106	<6.99E+01	MDA
Ce-139	<7.38E+00	MDA

	Cs-137	6.79E+02	1.78%
Sample ID	300242803		
Comment			
Count Date	9/27/2007		
Count Time	11:43		
Count Duration (sec)	3600		
	Radioisotope	Activity (dpm/mL)	1 Sigma %Unc
	Mn-54	9.28E+00	29.1%
	Co-57	1.27E+01	26.3%
	Zn-65	<2.48E+01	MDA
	Sr-85	1.03E+03	2.21%
	Ru-106	<1.20E+02	MDA
	Ce-139	<1.14E+01	MDA
	Cs-137	1.11E+03	2.00%
Sample ID	300242804		
Comment			
Count Date	9/27/2007		
Count Time	12:47		
Count Duration (sec)	3600		
	Radioisotope	Activity (dpm/mL)	1 Sigma %Unc
	Mn-54	3.85E+01	10.9%
	Co-57	2.60E+01	12.3%
	Zn-65	2.32E+01	23.6%
	Sr-85	1.04E+03	2.20%
	Ru-106	<1.16E+02	MDA
	Ce-139	<7.90E+00	MDA
	Cs-137	9.97E+02	2.08%
Sample ID	300242805		
Comment			
Count Date	9/27/2007		
Count Time	13:51		
Count Duration (sec)	3600		
	Radioisotope	Activity (dpm/mL)	1 Sigma %Unc
	Mn-54	<1.23E+01	MDA
	Co-57	1.41E+01	15.5%
	Zn-65	<2.31E+01	MDA
	Sr-85	6.68E+02	2.46%
	Ru-106	<8.58E+01	MDA
	Ce-139	<9.47E+00	MDA
	Cs-137	1.92E+02	4.31%

Sample ID 300242806
 Comment
 Count Date 9/27/2007
 Count Time 15:51
 Count Duration (sec) 14400

Radioisotope	Activity (dpm/mL)	1 Sigma %Unc
Mn-54	2.65E+01	7.11%
Co-57	2.26E+01	8.09%
Zn-65	1.61E+01	15.7%
Sr-85	7.17E+02	1.81%
Ru-106	<4.77E+01	MDA
Ce-139	4.83E+00	17.8%
Cs-137	2.63E+02	2.09%

Sample ID 300242807
 Comment
 Count Date 9/27/2007
 Count Time 19:55
 Count Duration (sec) 14400

Radioisotope	Activity (dpm/mL)	1 Sigma %Unc
Mn-54	<4.38E+00	MDA
Co-57	9.21E+00	15.6%
Zn-65	<6.74E+00	MDA
Sr-85	5.16E+02	1.91%
Ru-106	<3.86E+01	MDA
Ce-139	<4.09E+00	MDA
Cs-137	2.12E+02	2.26%

Sample ID 300242808
 Comment
 Count Date 9/27/2007
 Count Time 23:58
 Count Duration (sec) 14400

Radioisotope	Activity (dpm/mL)	1 Sigma %Unc
Mn-54	<4.54E+00	MDA
Co-57	6.68E+00	20.8%
Zn-65	<1.10E+01	MDA
Sr-85	5.93E+02	1.87%
Ru-106	<4.05E+01	MDA
Ce-139	<4.24E+00	MDA
Cs-137	2.38E+02	2.20%

Sample ID 300242809
 Comment
 Count Date 9/28/2007

Count Time	4:02		
Count Duration (sec)	14400		
			1 Sigma
	Radioisotope	Activity (dpm/mL)	%Unc
	Mn-54	5.59E+01	4.64%
	Co-57	4.41E+01	4.83%
	Zn-65	<9.91E+00	MDA
	Sr-85	9.42E+02	1.75%
	Ru-106	<5.44E+01	MDA
	Ce-139	<5.31E+00	MDA
	Cs-137	7.64E+02	1.49%

Sample ID	300242810		
Comment			
Count Date	9/28/2007		
Count Time	8:06		
Count Duration (sec)	14400		
			1 Sigma
	Radioisotope	Activity (dpm/mL)	%Unc
	Mn-54	1.11E+01	12.0%
	Co-57	1.37E+01	9.45%
	Zn-65	<7.01E+00	MDA
	Sr-85	8.55E+02	1.77%
	Ru-106	<5.01E+01	MDA
	Ce-139	3.77E+00	28.6%
	Cs-137	6.81E+02	1.53%

ADP FILE/NOTEBOOK REF	WSRC-NB-2003-00207 pg 107		
Sample ID	300242811		
Comment			
Count Date	9/28/2007		
Count Time	12:09		
Count Duration (sec)	14400		
			1 Sigma
	Radioisotope	Activity (dpm/mL)	%Unc
	Mn-54	1.88E+01	8.31%
	Co-57	1.05E+01	11.7%
	Zn-65	<9.51E+00	MDA
	Sr-85	9.16E+02	1.76%
	Ru-106	<4.70E+01	MDA
	Ce-139	<5.43E+00	MDA
	Cs-137	6.87E+02	1.53%

Sample ID	300242812
Comment	
Count Date	9/28/2007
Count Time	16:13
Count Duration (sec)	14400

	Radioisotope	Activity (dpm/mL)	1 Sigma %Unc
	Mn-54	2.19E+01	7.38%
	Co-57	1.60E+01	12.1%
	Zn-65	<1.17E+01	MDA
	Sr-85	9.17E+02	1.76%
	Ru-106	<5.22E+01	MDA
	Ce-139	5.83E+00	29.0%
	Cs-137	7.37E+02	1.50%

Sample ID 300242813
 Comment
 Count Date 9/28/2007
 Count Time 20:16
 Count Duration (sec) 14400

	Radioisotope	Activity (dpm/mL)	1 Sigma %Unc
	Mn-54	2.22E+01	7.57%
	Co-57	1.30E+01	12.3%
	Zn-65	<1.01E+01	MDA
	Sr-85	9.95E+02	1.75%
	Ru-106	<5.38E+01	MDA
	Ce-139	<5.77E+00	MDA
	Cs-137	9.79E+02	1.40%

Sample ID 300242814
 Comment
 Count Date 9/29/2007
 Count Time 0:20
 Count Duration (sec) 14400

	Radioisotope	Activity (dpm/mL)	1 Sigma %Unc
	K-40	1.54E+02	11.0%
	Mn-54	1.46E+01	10.4%
	Co-57	1.33E+01	12.4%
	Zn-65	<1.17E+01	MDA
	Sr-85	1.01E+03	1.75%
	Ru-106	<5.51E+01	MDA
	Ce-139	4.07E+00	29.4%
	Cs-137	1.05E+03	1.38%

Sample ID 300242815
 Comment
 Count Date 9/29/2007
 Count Time 4:24
 Count Duration (sec) 14400

	Radioisotope	Activity (dpm/mL)	1 Sigma %Unc
--	--------------	-------------------	-----------------

K-40	1.48E+02	11.5%
Mn-54	6.59E+00	19.1%
Co-57	9.84E+00	11.6%
Zn-65	<1.11E+01	MDA
Sr-85	7.60E+02	1.82%
Ru-106	<4.58E+01	MDA
Ce-139	4.92E+00	27.8%
Cs-137	4.56E+02	1.71%

Sample ID 300242816
 Comment
 Count Date 9/29/2007
 Count Time 8:27
 Count Duration (sec) 14400

Radioisotope	Activity (dpm/mL)	1 Sigma %Unc
K-40	1.83E+02	9.20%
Mn-54	9.75E+00	14.6%
Co-57	1.05E+01	21.4%
Zn-65	1.24E+01	17.9%
Sr-85	8.30E+02	1.78%
Ru-106	<4.69E+01	MDA
Ce-139	4.77E+00	28.4%
Cs-137	5.56E+02	1.62%

Sample ID 300242817
 Comment
 Count Date 9/29/2007
 Count Time 12:31
 Count Duration (sec) 14400

Radioisotope	Activity (dpm/mL)	1 Sigma %Unc
K-40	1.33E+02	13.4%
Mn-54	<3.01E+00	MDA
Co-57	<3.43E+00	MDA
Zn-65	<9.71E+00	MDA
Sr-85	6.00E+02	1.84%
Ru-106	<3.99E+01	MDA
Ce-139	<4.10E+00	MDA
Cs-137	2.95E+01	6.42%

Sample ID 300242818
 Comment
 Count Date 9/29/2007
 Count Time 16:34
 Count Duration (sec) 14400

Radioisotope	Activity (dpm/mL)	1 Sigma %Unc
--------------	-------------------	-----------------

K-40	1.37E+02	13.1%
Mn-54	<3.71E+00	MDA
Co-57	<3.22E+00	MDA
Zn-65	<9.35E+00	MDA
Sr-85	4.88E+02	1.88%
Ru-106	<3.66E+01	MDA
Ce-139	<3.76E+00	MDA
Cs-137	2.40E+01	7.43%

Sample ID 300242819
 Comment
 Count Date 9/29/2007
 Count Time 20:38
 Count Duration (sec) 14400

Radioisotope	Activity (dpm/mL)	1 Sigma %Unc
K-40	1.42E+02	14.2%
Mn-54	8.16E+00	15.9%
Co-57	6.13E+00	25.2%
Zn-65	<1.08E+01	MDA
Sr-85	7.37E+02	1.80%
Ru-106	<4.07E+01	MDA
Ce-139	<4.62E+00	MDA
Cs-137	2.70E+02	2.06%

Sample ID 300242820
 Comment
 Count Date 9/27/2007
 Count Time 15:56
 Count Duration (sec) 14400

Radioisotope	Activity (dpm/mL)	1 Sigma %Unc
Mn-54	1.91E+01	7.45%
Co-57	1.03E+01	13.6%
Zn-65	<1.06E+01	MDA
Sr-85	7.80E+02	1.76%
Ru-106	<4.49E+01	MDA
Ce-139	<3.23E+00	MDA
Cs-137	2.35E+02	2.05%

Sample ID 300242821
 Comment
 Count Date 9/27/2007
 Count Time 19:59
 Count Duration (sec) 14400

Radioisotope	Activity (dpm/mL)	1 Sigma %Unc
Mn-54	3.65E+03	0.93%

Co-57	3.56E+03	1.35%
Zn-65	3.44E+03	1.53%
Sr-85	1.35E+03	1.67%
Ru-106	3.30E+03	2.03%
Ce-139	2.59E+03	1.48%
Cs-137	4.66E+03	1.14%

300242822

Sample ID

Comment

9/28/2007

Count Date

0:03

Count Time

14400

Count Duration (sec)

Radioisotope

Activity (dpm/mL)

1 Sigma

%Unc

Mn-54

6.12E+01

4.02%

Co-57

5.31E+01

3.47%

Zn-65

5.74E+01

6.12%

Sr-85

2.04E+01

5.61%

Ru-106

4.03E+01

13.7%

Ce-139

4.88E+01

3.65%

Cs-137

7.05E+01

3.69%

300242823

Sample ID

Comment

9/28/2007

Count Date

4:06

Count Time

14400

Count Duration (sec)

Radioisotope

Activity (dpm/mL)

1 Sigma

%Unc

Mn-54

3.66E+03

0.93%

Co-57

3.50E+03

1.40%

Zn-65

3.43E+03

1.52%

Sr-85

1.33E+03

1.68%

Ru-106

3.32E+03

2.20%

Ce-139

2.63E+03

1.47%

Cs-137

4.66E+03

1.14%

300242824

Sample ID

9/28/2007

Comment

8:10

Count Date

14400

Count Time

Radioisotope

Activity (dpm/mL)

1 Sigma

%Unc

Count Duration (sec)

Mn-54

<4.12E+00

MDA

Co-57

<2.53E+00

MDA

Zn-65

<9.65E+00

MDA

Sr-85

<4.41E+00

MDA

Ru-106	<2.16E+01	MDA
Ce-139	<2.89E+00	MDA
Cs-137	<4.30E+00	MDA

300242825

Sample ID	9/28/2007
Comment	12:13
Count Date	14400

Count Time	Radioisotope	Activity (dpm/mL)	1 Sigma %Unc
Count Duration (sec)	Mn-54	<3.42E+00	MDA
	Co-57	<2.53E+00	MDA
	Zn-65	<9.08E+00	MDA
	Sr-85	<4.40E+00	MDA
	Ru-106	<2.21E+01	MDA
	Ce-139	<2.91E+00	MDA
	Cs-137	<4.16E+00	MDA

Table 8. Gamma spectroscopy analytical results for Pu-238 and Fe-55.

Tube #	Boring/Sample #	ADS LIMS#	Pu-238 (DPM/ml)	1 Sigma %Uncertainty	Fe-55 (DPM/ml)	1 Sigma %Uncertainty
101b-A	B-949/CORE R3	300242951	1.01E+02	11.74%	< 7.88E+00	MDA
101b-B		300242952	4.00E+01	13.20%	< 2.85E+01	MDA
102b-A	B-951/CORE R5	300242953	9.82E+02	6.12%	< 5.67E+01	MDA
102b-B		300242954	9.95E+02	7.29%	< 1.75E+01	MDA
103b-A	B-901/CORE R20	300242955	1.64E+03	6.55%	< 9.71E+01	MDA
103b-B		300242956	1.25E+03	6.52%	< 1.14E+02	MDA
104b-A	B-901/CORE R22	300242957	1.07E+03	7.33%	< 2.37E+01	MDA
104b-B		300242958	1.44E+03	6.50%	< 9.48E+01	MDA
105b-A	B-901/S5	300242959	9.63E+03	5.62%	< 2.42E+02	MDA
105b-B		300242960	1.05E+04	5.34%	< 2.23E+01	MDA
106b-A	B-901/S8	300242961	6.91E+03	5.41%	< 8.97E+01	MDA
106b-B		300242962	5.75E+03	5.43%	< 1.04E+02	MDA
107b-A	B-904/S10	300242963	3.25E+03	6.15%	< 2.57E+01	MDA
107b-B		300242964	3.76E+03	6.04%	< 1.29E+02	MDA
108b-A	B-913/S9	300242965	2.30E+03	6.20%	< 1.38E+02	MDA
108b-B		300242966	2.28E+03	6.36%	< 2.27E+01	MDA
109b-A	B-913/S10	300242967	4.52E+02	8.36%	< 7.08E+01	MDA
109b-B		300242968	9.79E+02	7.20%	< 1.02E+02	MDA
110b-A	B-917/S12	300242969	1.83E+03	5.85%	< 1.13E+01	MDA
110b-B		300242970	1.15E+03	6.12%	< 4.63E+01	MDA
111b-A	B-917/S14	300242971	1.69E+03	5.81%	< 6.57E+01	MDA
111b-B		300242972	2.34E+03	6.37%	< 2.37E+01	MDA
112b-A	B-917/S15	300242973	3.21E+03	6.16%	< 1.23E+02	MDA
112b-B		300242974	1.52E+03	6.65%	< 1.21E+02	MDA
113b-A	B-919/S8	300242975	7.32E+02	6.52%	< 8.58E+00	MDA
113b-B		300242976	4.06E+02	6.75%	< 3.52E+01	MDA
114b-A	B-920/S11	300242977	1.60E+03	5.85%	< 6.33E+01	MDA
114b-B		300242978	1.24E+03	7.09%	< 1.89E+01	MDA
115b-A	B-928/S7	300242979	9.38E+02	7.10%	< 7.93E+01	MDA
115b-B		300242980	7.52E+02	7.36%	< 9.91E+01	MDA
116b-A	B-929/S12	300242981	8.08E+02	7.55%	< 1.66E+01	MDA
116b-B		300242982	8.40E+02	7.37%	< 7.38E+01	MDA
117b-A	B931/S11	300242983	1.84E+03	5.89%	< 1.12E+01	MDA
117b-B		300242984	1.03E+03	7.02%	< 1.07E+02	MDA
118b-A	B932/S6	300242985	2.16E+02	7.68%	< 3.03E+01	MDA
118b-B		300242986	1.84E+02	7.76%	< 4.09E+01	MDA
119b-A	B951/S7	300242987	1.30E+02	14.69%	< 1.31E+01	MDA
119b-B		300242988	1.17E+02	11.80%	< 5.49E+01	MDA
120b-A	B-951/S9	300242989	1.48E+02	12.49%	< 1.29E+01	MDA
120b-B		300242990	1.14E+02	12.26%	< 7.24E+01	MDA
121b-A	Spike control	300242991	1.37E+04	5.52%	1.42E+04	11.41%
121b-B		300242992	1.06E+04	5.62%	1.43E+04	11.16%
121b-C		300242993	1.35E+04	5.30%	1.43E+04	10.18%
122b-A	Blank control	300242994	< 7.11E+00	MDA	< 3.72E+01	MDA
122b-B		300242995	< 7.41E+00	MDA	< 2.59E+01	MDA

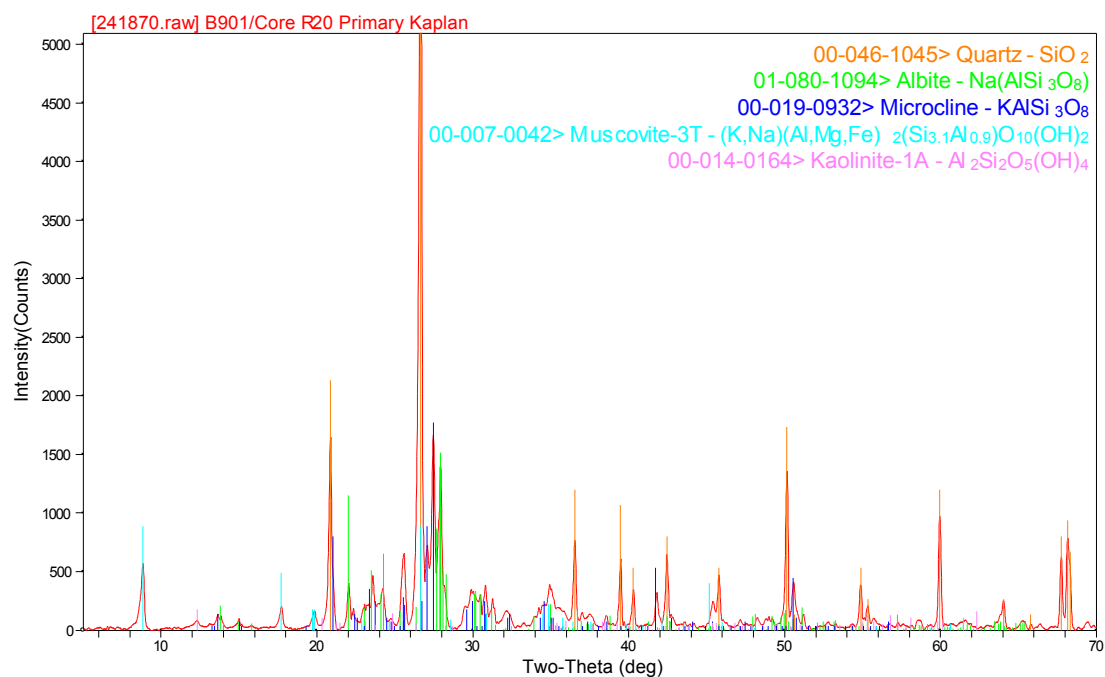
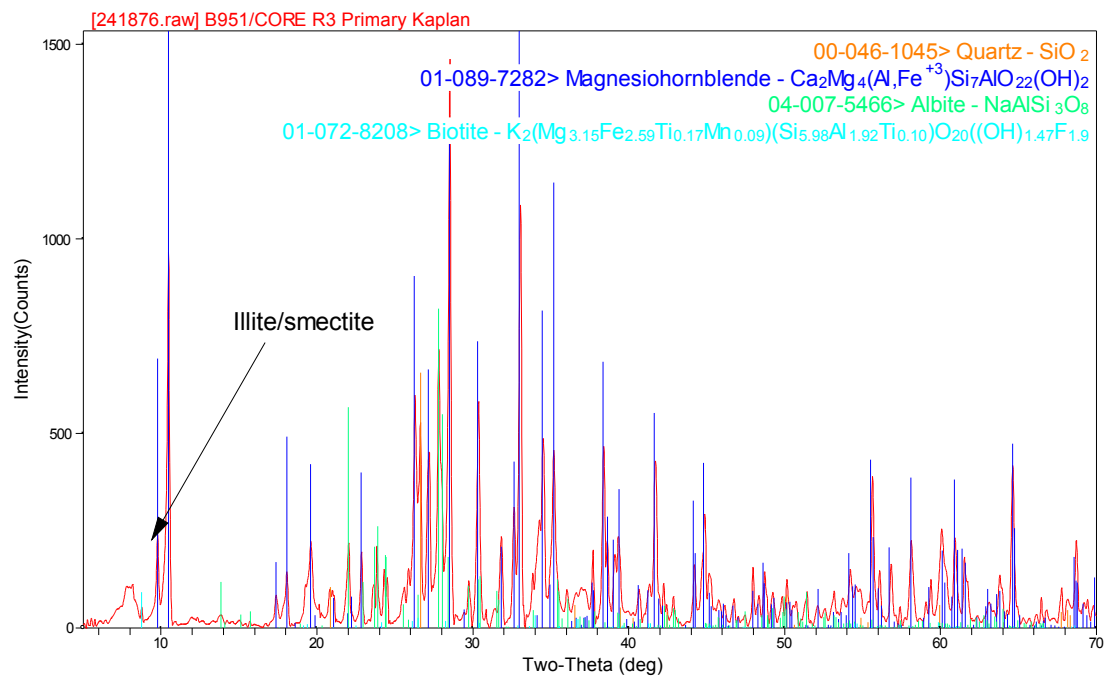
Table 9. Gamma spectroscopy analytical results for Ni-59.

Tube #	ADS Sample ID	Boring/Sample #	Rep	Ni-59 (DPM/ml)	1 Sigma % Uncertainty
101c-A	300242906	B-949/CORE R3	1	< 4.17E+00	MDA
101c-B	300242907		2	< 4.81E+00	MDA
102c-A	300242908	B-951/CORE R5	1	< 7.96E+00	MDA
102c-B	300242909		2	< 8.11E+00	MDA
103c-A	300242910	B-901/CORE R20	1	< 9.00E+00	MDA
103c-B	300242911		2	< 1.54E+01	MDA
104c-A	300242912	B-901/CORE R22	1	< 8.11E+00	MDA
104c-B	300242913		2	< 9.57E+00	MDA
105c-A	300242914	B-901/S5	1	9.95E+01	14.46%
105c-B	300242915		2	1.45E+02	7.32%
106c-A	300242916	B-901/S8	1	< 5.21E+00	MDA
106c-B	300242917		2	2.18E+02	7.94%
107c-A	300242918	B-904/S10	1	1.08E+01	30.69%
107c-B	300242919		2	1.24E+02	10.23%
108c-A	300242920	B-913/S9	1	2.73E+01	24.68%
108c-B	300242921		2	2.12E+02	8.10%
109c-A	300242922	B-913/S10	1	2.89E+01	18.33%
109c-B	300242923		2	6.29E+01	17.69%
110c-A	300242924	B-917/S12	1	1.03E+01	54.62%
110c-B	300242925		2	1.14E+01	35.58%
111c-A	300242926	B-917/S14	1	1.68E+02	11.07%
111c-B	300242927		2	2.16E+02	6.68%
112c-A	300242928	B-917/S15	1	9.76E+01	8.34%
112c-B	300242929		2	< 8.53E+00	MDA
113c-A	300242930	B-919/S8	1	2.37E+01	20.15%
113c-B	300242931		2	1.41E+01	30.95%
114c-A	300242932	B-920/S11	1	< 1.59E+01	MDA
114c-B	300242933		2	< 8.91E+00	MDA
115c-A	300242934	B-928/S7	1	< 1.11E+01	MDA
115c-B	300242935		2	2.89E+01	23.90%
116c-A	300242936	B-929/S12	1	7.72E+01	10.45%
116c-B	300242937		2	1.87E+02	8.92%
117c-A	300242938	B931/S11	1	< 1.43E+01	MDA
117c-B	300242939		2	2.72E+01	12.36%
118c-A	300242940	B932/S6	1	1.29E+01	17.91%
118c-B	300242941		2	7.23E+00	43.85%
119c-A	300242942	B951/S7	1	< 8.11E+00	MDA
119c-B	300242943		2	< 9.65E+00	MDA
120c-A	300242944	B-951/S9	1	< 1.56E+01	MDA
120c-B	300242945		2	< 8.00E+00	MDA
121c-A	300242946	Spike control	1	3.97E+02	7.43%
121c-B	300242947		2	3.27E+02	8.71%
121c-C	300242948		3	4.06E+02	6.07%
122c-A	300242949	Blank control	1	< 4.80E+00	MDA
122c-B	300242950		2	< 8.20E+00	MDA

Table 10. ICP-MS analytical results for Ag.

ICP-MS Data					
File Kaplan Ag 242846-860			File: Kaplan Ag 242876-890		
		Nominal Std Concentration 10 ug/L			Nominal Std Concentration 10 ug/L
ADS Sample ID	Ag ug/L	Initial Check Std	ADS Sample ID	Ag ug/L	Initial Check Std
300242846	0.05	9.92	300242876	106.4	10.1
300242847	<0.200		300242877	103	
300242848	<0.200		300242878	66.84	
300242849	<0.200		300242879	26.74	
300242850	<0.200		300242880	<0.200	
300242851	<0.200		300242881	<0.200	
300242852	<0.200		300242882	<0.200	
300242853	0.352	Mid Check	300242883	<0.200	Mid Check
300242854	39.95	10.3	300242884	<0.200	10.3
300242855	67.76		300242885	0.703	
300242856	43.58		300242886	128.8	
300242857	61.04		300242887	128.2	
300242858	32.25		300242888	124.2	
300242859	23.04	End Check	300242889	<0.200	End Check
300242860	38.86	10.1	300242890	0.219	10.1
		Nominal Std Concentration 10 ug/L			
ADS Sample ID	Ag ug/L	Initial Check Std			
300242861	39.9	10.0			
300242862	79.1				
300242863	111				
300242864	47.1				
300242865	63.0				
300242866	54.5				
300242867	40.7				
300242868	65.5	Mid Check			
300242869	68.1	9.83			
300242870	8.44				
300242871	12.1				
300242872	<5.10				
300242873	<5.10				
300242874	16.9	End Check			
300242875	<5.10	9.95			

Table 11. XRD Spectra



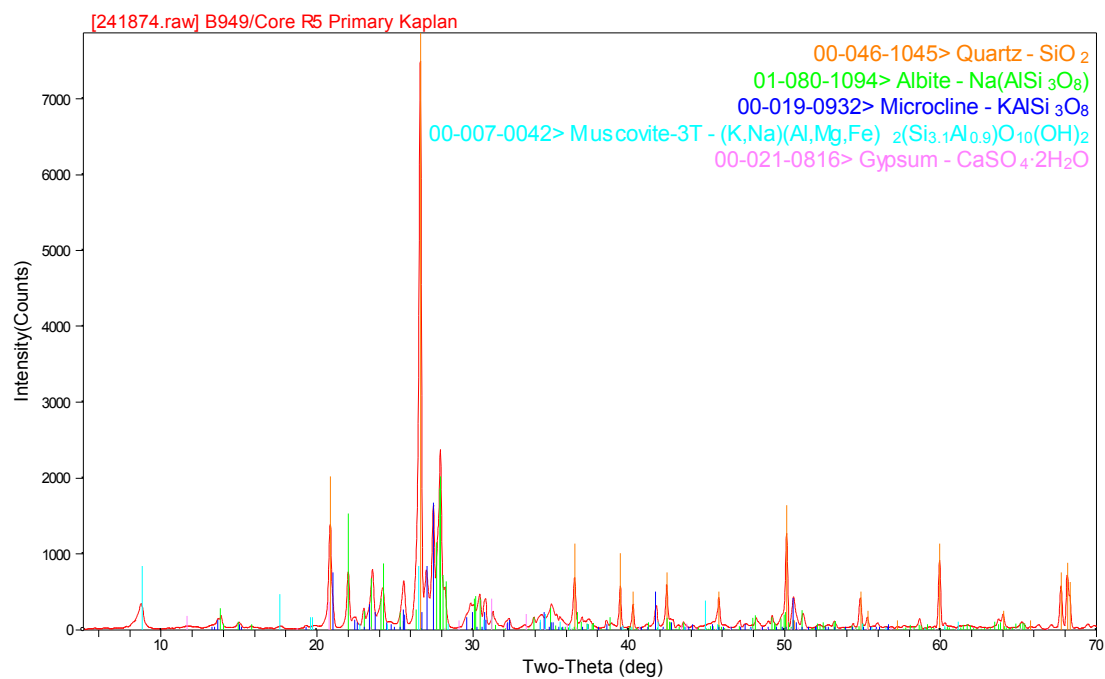
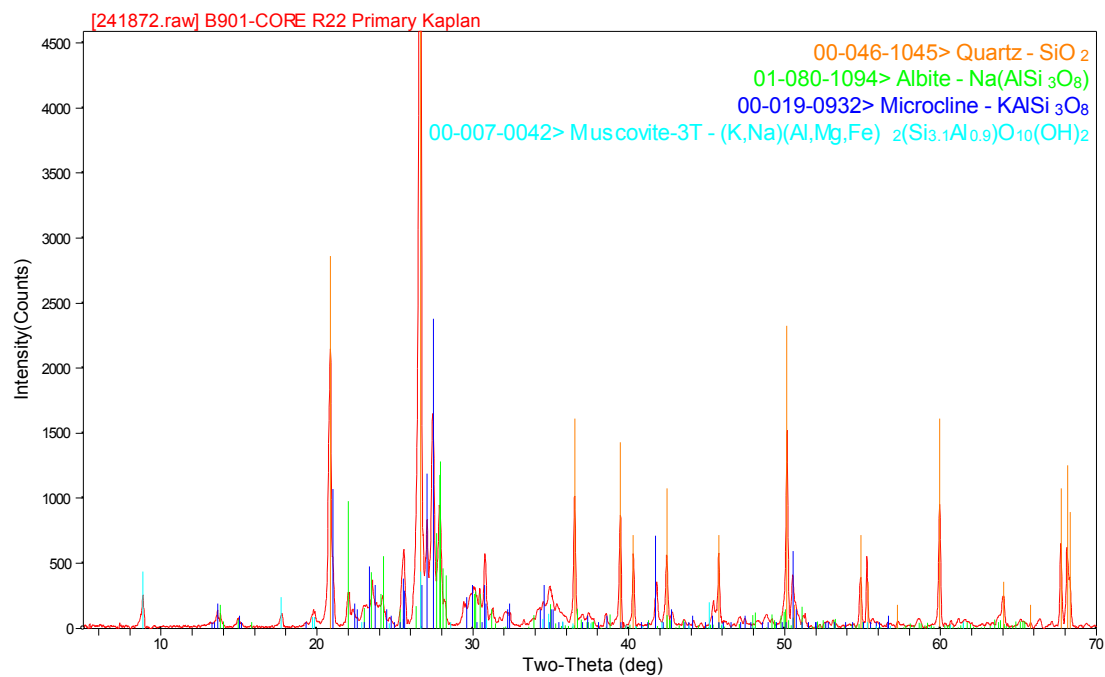


Table 12. Duplicate sample results and QA results from the XRF analyses.

Customer ID	ADS #	SiO2 wt%	Al2O3 wt%	Fe2O3 wt%	MnO wt%	MgO wt%	CaO wt%	Na2O wt%	K2O wt%	TiO2 wt%	P2O5 wt%	LOI wt%
B901/CORE R20 Primary	241870	76.73	12.93	0.818	0.013	0.147	1.15	1.79	4.98	0.133	0.016	1.16
B901/CORE R20 Duplicate	241871	76.71	12.94	0.805	0.012	0.147	1.15	1.80	4.98	0.132	0.015	1.19
B901/CORE R22 Primary	248172	76.46	12.47	1.05	0.032	0.202	1.35	1.52	5.62	0.128	0.020	1.02
B901/CORE R22 Duplicate	248173	76.39	12.54	1.05	0.032	0.198	1.34	1.56	5.61	0.128	0.020	1.02
B949/CORE R3 Primary	248174	49.19	13.35	9.62	0.171	10.88	9.04	1.88	1.63	0.884	0.391	2.88
B949/CORE R3 Duplicate	248175	49.11	13.40	9.76	0.174	10.86	9.06	1.82	1.64	0.892	0.392	2.81
B951/CORE R5 Primary	248176	74.70	13.06	1.64	0.026	0.413	1.66	3.17	4.08	0.195	0.055	0.88
B951/CORE R5 Duplicate	248177	74.71	13.05	1.64	0.026	0.404	1.66	3.16	4.06	0.194	0.055	0.93
Check Std (beginning)	GM	73.74	13.49	1.98	0.046	0.300	0.931	3.76	4.86	0.201	0.061	0.59
Check Standard (end)	GM	73.78	13.48	1.96	0.045	0.306	0.927	3.77	4.86	0.199	0.060	0.59
Standard Value	GM	73.42	13.55	2.01	0.043	0.37	1.07	3.78	4.76	0.212	0.062	not given

Table 13. Gamma analyses quality assurance results.

Explanation and overview of QA results for gamma analyses: The QA standards contained the peak energies of seven isotopes; the peak energies spanned the gamma energy range of interest. These were measured each working day prior to the start of any sample analyzes. The 48 QA analyses, each reporting the peak energies of seven isotopes are presented here. A mark in the QA results in the “Deviation/Flags” column of “In” means the measured value needs to be “investigated”, but the instrument is within specifications of the standard. A “Deviation/Flags” comment of “Ac” means the measured value is outside the acceptable range and “action” is required. The “action” flag indicates that the analyses results are unacceptable. From these 48 QA analyses, there were a total of 336 isotopes standards reported, of which five “investigate” flags and zero “action” flags were identified. Since the five “investigate” flags were not three back-to-back days on the same instrument, no action was required. Together, these QA results indicate that all measurement were within specifications.

Last Measurement Q.A. Report

9/27/07 7:27:56 AM

Page 1

 * * * * * G E N I E Q U A L I T Y A S S U R A N C E * * * * *

Last Results Report
 9/27/07 7:27:56 AM

11/1
 9-27-07

QA File: C:\SAMPCHG\SPC1MCA.QAF
 Sample ID: QA
 Sample Quantity: 1.0000E+000
 Measurement Date: 9/27/07 7:12:37 AM
 Elapsed Live Time: 900.0 seconds
 Elapsed Real Time: 904.7 seconds

Parameter Description [Mean +/- Std. Dev.]	Value	Deviation/Flags < LU : SD : UD : BS >
Am-241 Peak energy [0.00+/-0.00]	5.9522E+001	0.00 < : : >
Cs-137 Peak energy [0.00+/-0.00]	6.6168E+002	0.00 < : : >
Co-60 Peak energy [0.00+/-0.00]	1.3325E+003	0.00 < : : >
Cs-137 Peak FWHM [0.00+/-0.00]	1.3029E+000	0.00 < : : >
Am-241 activity [0.00+/-0.00]	1.7700E-002	0.00 < : : >
Co-60 activity [0.00+/-0.00]	1.5828E-002	0.00 < : : >
Cs-137 activity [0.00+/-0.00]	1.5500E-002	0.00 < : : >

1.5828E-002 > 1.5 in 3 da

Flags Key: LU = Lower/Upper Bounds Test (Ab = Above, Be = Below)
 SD = Sample Driven N-Sigma Test (In = Investigate, Ac = Action)
 UD = User Driven N-Sigma Test (In = Investigate, Ac = Action)
 BS = Measurement Bias Test (In = Investigate, Ac = Action)

Last Measurement Q.A. Report

9/26/07 7:27:37 AM

Page 1

 ***** GENIE QUALITY ASSURANCE *****

Last Results Report
 9/26/07 7:27:37 AM

111
 9-26-07

QA File: C:\LOWLEV\LLDMCA.QAF
 Sample ID: QA
 Sample Quantity: 1.0000E+000
 Measurement Date: 9/26/07 7:12:26 AM
 Elapsed Live Time: 900.0 seconds
 Elapsed Real Time: 904.3 seconds

Parameter Description [Mean +/- Std. Dev.]	Value	Deviation/Flags < LU : SD : UD : BS >			
Am-241 Peak energy [0.00+/-0.00]	5.9416E+001		0.00		
Cs-137 Peak energy [0.00+/-0.00]	6.6174E+002	<	:	:	>
Co-60 Peak energy [0.00+/-0.00]	1.3325E+003	<	:	:	>
Cs-137 Peak FWHM [0.00+/-0.00]	1.4976E+000	<	:	:	>
Am-241 activity [0.00+/-0.00]	1.7496E-002	<	:	:	>
Co-60 activity [0.00+/-0.00]	1.6082E-002	<	:	:	>
Cs-137 activity [0.00+/-0.00]	1.5223E-002	<	:	:	>

Flags Key: LU = Lower/Upper Bounds Test (Ab = Above, Be = Below)
 SD = Sample Driven N-Sigma Test (In = Investigate, Ac = Action)
 UD = User Driven N-Sigma Test (In = Investigate, Ac = Action)
 BS = Measurement Bias Test (In = Investigate, Ac = Action)

Last Measurement Q.A. Report

9/27/07 7:28:06 AM

Page 1

 * ~* GENIE QUALITY ASSURANCE *****
 : *****

Last Results Report
 9/27/07 7:28:06 AM

MM
 9-27-07

QA File: C:\SPC2\SPC2MCA.QAF
 Sample ID: QA
 Sample Quantity: 1.0000E+000
 Measurement Date: 9/27/07 7:12:54 AM
 Elapsed Live Time: 900.0 seconds
 Elapsed Real Time: 902.8 seconds

Parameter Description [Mean +/- Std. Dev.]	Value	Deviation/Flags < LU : SD : UD : BS >
Am-241 Peak energy [0.00+/-0.00]	5.9537E+001	0.00 < : : >
Cs-137 Peak energy [0.00+/-0.00]	6.6162E+002	0.00 < : : >
Co-60 Peak energy [0.00+/-0.00]	1.3326E+003	0.00 < : : >
Cs-137 Peak FWHM [0.00+/-0.00]	1.3268E+000	0.00 < : : >
Am-241 activity [0.00+/-0.00]	1.8648E-002	0.00 < : : >
Co-60 activity [0.00+/-0.00]	1.6071E-002	0.00 < : : >
Cs-137 activity [0.00+/-0.00]	1.5210E-002	0.00 < : : >

Flags Key: LU = Lower/Upper Bounds Test (Ab = Above, Be = Below)
 SD = Sample Driven N-Sigma Test (In = Investigate, Ac = Action)
 UD = User Driven N-Sigma Test (In = Investigate, Ac = Action)
 BS = Measurement Bias Test (In = Investigate, Ac = Action)

Last Measurement Q.A. Report

9/26/07 7:26:48 AM

Page 1

 ***** G E N I E Q U A L I T Y A S S U R A N C E *****

Last Results Report
 9/26/07 7:26:48 AM

MM
 9-26-07

QA File: C:\SPC2\SPC2MCA.QAF
 Sample ID: QA
 Sample Quantity: 1.0000E+000
 Measurement Date: 9/26/07 7:11:38 AM
 Elapsed Live Time: 900.0 seconds
 Elapsed Real Time: 902.8 seconds

Parameter Description [Mean +/- Std. Dev.]	Value	Deviation/Flags < LU : SD : UD : BS >
Am-241 Peak energy [0.00+/-0.00]	5.9543E+001	0.00
Cs-137 Peak energy [0.00+/-0.00]	6.6159E+002	< : : >
Co-60 Peak energy [0.00+/-0.00]	1.3325E+003	< : : >
Cs-137 Peak FWHM [0.00+/-0.00]	1.2550E+000	< : : >
Am-241 activity [0.00+/-0.00]	1.7628E-002	< : : >
Co-60 activity [0.00+/-0.00]	1.6030E-002	< : : >
Cs-137 activity [0.00+/-0.00]	1.5634E-002	< : : >

Flags Key: LU = Lower/Upper Bounds Test (Ab = Above, Be = Below)
 SD = Sample Driven N-Sigma Test (In = Investigate, Ac = Action)
 UD = User Driven N-Sigma Test (In = Investigate, Ac = Action)
 BS = Measurement Bias Test (In = Investigate, Ac = Action)

Last Measurement Q.A. Report

9/26/07 7:26:23 AM

Page 1

 ***** GENIE QUALITY ASSURANCE *****

Last Results Report
 9/26/07 7:26:23 AM

QA File: C:\SAMPCHG\SPC1MCA.QAF
 Sample ID: QA
 Sample Quantity: 1.0000E+000
 Measurement Date: 9/26/07 7:11:10 AM
 Elapsed Live Time: 900.0 seconds
 Elapsed Real Time: 904.7 seconds

MM
 9-26-07

Parameter Description [Mean +/- Std. Dev.]	Value	Deviation/Flags < LU : SD : UD : BS >
Am-241 Peak energy [0.00+/-0.00]	5.9496E+001	0.00
Cs-137 Peak energy [0.00+/-0.00]	6.6169E+002	< : : >
Co-60 Peak energy [0.00+/-0.00]	1.3325E+003	< : : >
Cs-137 Peak FWHM [0.00+/-0.00]	1.3201E+000	< : : >
Am-241 activity [0.00+/-0.00]	1.7974E-002	< : : >
Co-60 activity [0.00+/-0.00]	1.6019E-002	< : : >
Cs-137 activity [0.00+/-0.00]	1.5312E-002	< : : >

Flags Key: LU = Lower/Upper Bounds Test (Ab = Above, Be = Below)
 SD = Sample Driven N-Sigma Test (In = Investigate, Ac = Action)
 UD = User Driven N-Sigma Test (In = Investigate, Ac = Action)
 BS = Measurement Bias Test (In = Investigate, Ac = Action)

Last Results Report
10/16/07 7:35:45 AM

QA File: C:\GENIE2K\CAMFILES\LGAM05S1.QAF
Sample ID:
Sample Quantity: 1.0000E+000
Sample Date:
Measurement Date: 10/16/07 7:04:47 AM
Elapsed Live Time: 1000.0 seconds
Elapsed Real Time: 1001.9 seconds

SKB
10/16/07

Parameter Description [Mean +/- Std. Dev.]	Value	Deviation/Flags < LU : SD : UD : BS >
Am-241 Peak Energy [UD: 5.9500E+001+/- 0.500]	5.9523E+001	4.5189E-002 ✓ < : : : >
Am-241 Wtd mean activity [UD: 3.6200E-003+/- 0.000]	3.4664E-003	-8.1270E-001 ✓ < : : : >
Am-241 Peak FWHM [UD: 5.1749E-001+/- 0.100]	4.5401E-001	-6.3483E-001 ✓ < : : : >
Co-57 Peak energy [UD: 1.2206E+002+/- 0.500]	1.2210E+002	7.0053E-002 ✓ < : : : >
Co-57 Wtd mean activity [UD: 8.9000E-005+/- 0.000]	7.4848E-005	-4.8802E-001 ✓ < : : : >
Cd-109 Peak energy [UD: 8.8030E+001+/- 0.500]	8.8051E+001	4.1214E-002 ✓ < : : : >
Cd-109 Wtd mean activity [UD: 5.6550E-003+/- 0.002]	4.4027E-003	-6.7694E-001 ✓ < : : : >

Flags Key: LU = Lower/Upper Bounds Test (Ab = Above, Be = Below)
SD = Sample Driven N-Sigma Test (In = Investigate, Ac = Actor)
UD = User Driven N-Sigma Test (In = Investigate, Ac = Actor)
BS = Measurement Bias Test (In = Investigate, Ac = Actor)

Last Measurement Q.A. Report 10/22/07 8:57:33 AM Page 1

 ***** GENIE QUALITY ASSURANCE *****
 *'*****

Last Results Report
 10/22/07 8:57:33 AM

QA File: C:\GENIE2K\CAMFILES\LG2AM5S3.QAF
 Sample ID:
 Sample Quantity: 1.0000E+000
 Sample Date:
 Measurement Date: 10/22/07 7:08:54 AM
 Elapsed Live Time: 1000.0 seconds
 Elapsed Real Time: 1002.2 seconds

SKB
 10/22/07

Parameter Description [Mean +/- Std. Dev.]	Value	Deviation/Flags < LU : SD : UD : BS >
Am-241 Peak Energy [UD: 5.9500E+001+/- 0.500]	5.9502E+001	3.7613E-003 ✓ < : : : >
Am-241 Wtd mean activity [UD: 3.5800E-003+/- 0.000]	3.7364E-003	7.6670E-001 ✓ < : : : >
Am-241 Peak FWHM [UD: 5.1749E-001+/- 0.100]	5.1273E-001	-4.7613E-002 ✓ < : : : >
Co-57 Peak energy [UD: 1.2206E+002+/- 0.500]	1.2210E+002	7.5684E-002 ✓ < : : : >
Co-57 Wtd mean activity [UD: 8.8560E-005+/- 0.000]	7.1475E-005	-6.5967E-001 ✓ < : : : >
Cd-109 Peak energy [UD: 8.8030E+001+/- 0.500]	8.8009E+001	-4.1031E-002 ✓ < : : : >
Cd-109 Wtd mean activity [UD: 5.6010E-003+/- 0.002]	4.8179E-003	-4.3507E-001 ✓ < : : : >

Flags Key: LU = Lower/Upper Bounds Test (Ab = Above, Be = Below)
 SD = Sample Driven N-Sigma Test (In = Investigate, Ac = Action)
 UD = User Driven N-Sigma Test (In = Investigate, Ac = Action)
 BS = Measurement Bias Test (In = Investigate, Ac = Action)

Last Measurement Q.A. Report

10/18/07 8:10:44 AM

Page 1

 ***** GENIE QUALITY ASSURANCE *****

Last Results Report
 10/18/07 8:10:44 AM

QA File: C:\GENIE2K\CAMFILES\LG2AM5S3.QAF
 Sample ID:
 Sample Quantity: 1.0000E+000
 Sample Date:
 Measurement Date: 10/18/07 7:10:15 AM
 Elapsed Live Time: 1000.0 seconds
 Elapsed Real Time: 1002.2 seconds

SKB
 10/18/07

Parameter Description [Mean +/- Std. Dev.]	Value	Deviation/Flags < LU : SD : UD : BS >
Am-241 Peak Energy [UD: 5.9500E+001+/- 0.500]	5.9504E+001	8.5373E-003 ✓ < : : : >
Am-241 Wtd mean activity [UD: 3.5800E-003+/- 0.000]	3.6746E-003	4.6382E-001 ✓ < : : : >
Am-241 Peak FWHM [UD: 5.1749E-001+/- 0.100]	5.0170E-001	-1.5790E-001 ✓ < : : : >
Cs-137 Peak energy [UD: 1.2206E+002+/- 0.500]	1.2208E+002	4.7134E-002 ✓ < : : : >
Co-57 Wtd mean activity [UD: 8.8560E-005+/- 0.000]	8.0067E-005	-3.2790E-001 ✓ < : : : >
Cd-109 Peak energy [UD: 8.8030E+001+/- 0.500]	8.8023E+001	-1.3580E-002 ✓ < : : : >
Cd-109 Wtd mean activity [UD: 5.6010E-003+/- 0.002]	4.8202E-003	-4.3377E-001 ✓ < : : : >

Flags Key: LU = Lower/Upper Bounds Test (Ab = Above, Be = Below)
 SD = Sample Driven N-Sigma Test (In = Investigate, Ac = Action)
 UD = User Driven N-Sigma Test (In = Investigate, Ac = Action)
 BS = Measurement Bias Test (In = Investigate, Ac = Action)

Last Measurement Q.A. Report

10/17/07 9:17:42 AM

Page 1

 ***** GENIE QUALITY ASSURANCE *****

Last Results Report
 10/17/07 9:17:42 AM

QA File: C:\GENIE2K\CAMFILES\LG2AM5S3.QAF
 Sample ID:
 Sample Quantity: 1.0000E+000
 Sample Date:
 Measurement Date: 10/17/07 7:13:00 AM
 Elapsed Live Time: 1000.0 seconds
 Elapsed Real Time: 1002.2 seconds

SKB
 10/17/07

Parameter Description [Mean +/- Std. Dev.]	Value	Deviation/Flags < LU : SD : UD : BS >
Am-241 Peak Energy [UD: 5.9500E+001+/- 0.500]	5.9515E+001	< : : : > 2.9961E-002 ✓
Am-241 Wtd mean activity [UD: 3.5800E-003+/- 0.000]	3.6930E-003	< : : : > 5.5408E-001 ✓
Am-241 Peak FWHM [UD: 5.1749E-001+/- 0.100]	5.1522E-001	< : : : > -2.2697E-002 ✓
Co-57 Peak energy [UD: 1.2206E+002+/- 0.500]	1.2212E+002	< : : : > 1.2976E-001 ✓
Co-57 Wtd mean activity [UD: 8.8560E-005+/- 0.000]	8.7896E-005	< : : : > -2.5646E-002 ✓
Cd-109 Peak energy [UD: 8.8030E+001+/- 0.500]	8.8017E+001	< : : : > -2.6489E-002 ✓
Cd-109 Wtd mean activity [UD: 5.6010E-003+/- 0.002]	5.0492E-003	< : : : > -3.0657E-001 ✓

Flags Key: LU = Lower/Upper Bounds Test (Ab = Above, Be = Below)
 SD = Sample Driven N-Sigma Test (In = Investigate, Ac = Action)
 UD = User Driven N-Sigma Test (In = Investigate, Ac = Action)
 BS = Measurement Bias Test (In = Investigate, Ac = Action)

Last Measurement Q.A. Report

10/16/07 7:37:08 AM

Page 1

 ***** G E N I E Q U A L I T Y A S S U R A N C E *****

Last Results Report
 10/16/07 7:37:08 AM

QA File: C:\GENIE2K\CAMFILES\LG2AM5S3.QAF
 Sample ID:
 Sample Quantity: 1.0000E+000
 Sample Date:
 Measurement Date: 10/16/07 7:04:43 AM
 Elapsed Live Time: 1000.0 seconds
 Elapsed Real Time: 1002.2 seconds

SKB
 10/16/07

Parameter Description [Mean +/- Std. Dev.]	Value	Deviation/Flags < LU : SD : UD : BS >
Am-241 Peak Energy [UD: 5.9500E+001 +/- 0.500]	5.9526E+001	5.1941E-002 ✓ < : : : >
Am-241 Wtd mean activity [UD: 3.5800E-003 +/- 0.000]	3.6901E-003	5.3971E-001 ✓ < : : : >
Am-241 Peak FWHM [UD: 5.1749E-001 +/- 0.100]	5.1183E-001	-5.6576E-002 ✓ < : : : >
Co-57 Peak energy [UD: 1.2206E+002 +/- 0.500]	1.2211E+002	1.0281E-001 ✓ < : : : >
Co-57 Wtd mean activity [UD: 8.8560E-005 +/- 0.000]	7.3766E-005	-5.7120E-001 ✓ < : : : >
Cd-109 Peak energy [UD: 8.8030E+001 +/- 0.500]	8.8025E+001	-1.0498E-002 ✓ < : : : >
Cd-109 Wtd mean activity [UD: 5.6010E-003 +/- 0.002]	4.7542E-003	-4.7046E-001 ✓ < : : : >

Flags Key: LU = Lower/Upper Bounds Test (Ab = Above, Be = Below)
 SD = Sample Driven N-Sigma Test (In = Investigate, Ac = Actio
 UD = User Driven N-Sigma Test (In = Investigate, Ac = Actio
 BS = Measurement Bias Test (In = Investigate, Ac = Actio

Last Measurement Q.A. Report 10/15/07 7:39:13 AM Page 1

 ***** G E N I E Q U A L I T Y A S S U R A N C E *****

Last Results Report
 10/15/07 7:39:13 AM

QA File: C:\GENIE2K\CAMFILES\LG2AM5S3.QAF
 Sample ID:
 Sample Quantity: 1.0000E+000
 Sample Date:
 Measurement Date: 10/15/07 7:07:54 AM
 Elapsed Live Time: 1000.0 seconds
 Elapsed Real Time: 1002.2 seconds

SKB
10/15/07

Parameter Description [Mean +/- Std. Dev.]	Value	Deviation/Flags < LU : SD : UD : BS >
Am-241 Peak Energy [UD: 5.9500E+001 +/- 0.500]	5.9508E+001	1.5549E-002 ✓ < : : : >
Am-241 Wtd mean activity [UD: 3.5800E-003 +/- 0.000]	3.6911E-003	5.4484E-001 ✓ < : : : >
Am-241 Peak FWHM [UD: 5.1749E-001 +/- 0.100]	5.1916E-001	1.6664E-002 ✓ < : : : >
Co-57 Peak energy [UD: 1.2206E+002 +/- 0.500]	1.2207E+002	2.1286E-002 ✓ < : : : >
Co-57 Wtd mean activity [UD: 8.8560E-005 +/- 0.000]	8.2560E-005	-2.3166E-001 ✓ < : : : >
Cd-109 Peak energy [UD: 8.8030E+001 +/- 0.500]	8.8013E+001	-3.4897E-002 ✓ < : : : >
Cd-109 Wtd mean activity [UD: 5.6010E-003 +/- 0.002]	4.6175E-003	-5.4639E-001 ✓ < : : : >

Flags Key: LU = Lower/Upper Bounds Test (Ab = Above, Be = Below)
 SD = Sample Driven N-Sigma Test (In = Investigate, Ac = Action)
 UD = User Driven N-Sigma Test (In = Investigate, Ac = Action)
 BS = Measurement Bias Test (In = Investigate, Ac = Action)

Last Measurement Q.A. Report

10/11/07 7:50:48 AM

Page 1

 ***** GENIE QUALITY ASSURANCE *****

Last Results Report
 10/11/07 7:50:48 AM

QA File: C:\GENIE2K\CAMFILES\LG2AM5S3.QAF
 Sample ID:
 Sample Quantity: 1.0000E+000
 Sample Date:
 Measurement Date: 10/11/07 7:09:33 AM
 Elapsed Live Time: 1000.0 seconds
 Elapsed Real Time: 1002.2 seconds

SKB
10/11/07

Parameter Description [Mean +/- Std. Dev.]	Value	Deviation/Flags < LU : SD : UD : BS >
Am-241 Peak Energy [UD: 5.9500E+001+/- 0.500]	5.9511E+001	2.1339E-002 ✓ < : : : >
Am-241 Wtd mean activity [UD: 3.5800E-003+/- 0.000]	3.7062E-003	6.1881E-001 ✓ < : : : >
Am-241 Peak FWHM [UD: 5.1749E-001+/- 0.100]	5.1748E-001	-1.2577E-004 ✓ < : : : >
Co-57 Peak energy [UD: 1.2206E+002+/- 0.500]	1.2208E+002	4.6661E-002 ✓ < : : : >
Co-57 Wtd mean activity [UD: 8.8560E-005+/- 0.000]	8.0060E-005	-3.2820E-001 ✓ < : : : >
Cd-109 Peak energy [UD: 8.8030E+001+/- 0.500]	8.8030E+001	-1.0681E-004 ✓ < : : : >
Cd-109 Wtd mean activity [UD: 5.6010E-003+/- 0.002]	4.5106E-003	-6.0577E-001 ✓ < : : : >

Flags Key: LU = Lower/Upper Bounds Test (Ab = Above, Be = Below)
 SD = Sample Driven N-Sigma Test (In = Investigate, Ac = Action)
 UD = User Driven N-Sigma Test (In = Investigate, Ac = Action)
 BS = Measurement Bias Test (In = Investigate, Ac = Action)

Last Measurement Q.A. Report

10/10/07 8:01:29 AM

Page 1

 ***** GENIE QUALITY ASSURANCE *****

Last Results Report
 10/10/07 8:01:29 AM

QA File: C:\GENIE2K\CAMFILES\LG2AM5S3.QAF
 Sample ID:
 Sample Quantity: 1.0000E+000
 Sample Date:
 Measurement Date: 10/10/07 7:07:57 AM
 Elapsed Live Time: 1000.0 seconds
 Elapsed Real Time: 1002.2 seconds

SKB
 10/10/07

Parameter Description [Mean +/- Std. Dev.]	Value	Deviation/Flags < LU : SD : UD : BS >
Am-241 Peak Energy [UD: 5.9500E+001 +/- 0.500]	5.9521E+001	4.1039E-002 ✓ < : : : >
Am-241 Wtd mean activity [UD: 3.5800E-003 +/- 0.000]	3.7040E-003	6.0795E-001 ✓ < : : : >
Am-241 Peak FWHM [UD: 5.1749E-001 +/- 0.100]	5.1294E-001	-4.5483E-002 ✓ < : : : >
Co-57 Peak energy [UD: 1.2206E+002 +/- 0.500]	1.2210E+002	8.4229E-002 ✓ < : : : >
Co-57 Wtd mean activity [UD: 8.8560E-005 +/- 0.000]	7.3878E-005	-5.6687E-001 ✓ < : : : >
Cd-109 Peak energy [UD: 8.8030E+001 +/- 0.500]	8.8049E+001	3.8147E-002 ✓ < : : : >
Cd-109 Wtd mean activity [UD: 5.6010E-003 +/- 0.002]	4.9475E-003	-3.6305E-001 ✓ < : : : >

Flags Key: LU = Lower/Upper Bounds Test (Ab = Above, Be = Below)
 SD = Sample Driven N-Sigma Test (In = Investigate, Ac = Action)
 UD = User Driven N-Sigma Test (In = Investigate, Ac = Action)
 BS = Measurement Bias Test (In = Investigate, Ac = Action)

Last Measurement Q.A. Report 10/9/07 7:36:38 AM Page 1

 ***** GENIE QUALITY ASSURANCE *****

Last Results Report
 10/9/07 7:36:38 AM

QA File: C:\GENIE2K\CAMFILES\LG2AM5S3.QAF
 Sample ID: .
 Sample Quantity: 1.0000E+000
 Sample Date:
 Measurement Date: 10/9/07 7:06:51 AM
 Elapsed Live Time: 1000.0 seconds
 Elapsed Real Time: 1002.2 seconds

SKB
10/9/07

Parameter Description [Mean +/- Std. Dev.]	Value	Deviation/Flags < LU : SD : UD : BS >
Am-241 Peak Energy [UD: 5.9500E+001+/- 0.500]	5.9521E+001	4.1855E-002 ✓ < : : : >
Am-241 Wtd mean activity [UD: 3.5800E-003+/- 0.000]	3.7073E-003	6.2416E-001 ✓ < : : : >
Am-241 Peak FWHM [UD: 5.1749E-001+/- 0.100]	5.2248E-001	4.9872E-002 ✓ < : : : >
Co-57 Peak energy [UD: 1.2206E+002+/- 0.500]	1.2216E+002	1.9556E-001 ✓ < : : : >
Co-57 Wtd mean activity [UD: 8.8560E-005+/- 0.000]	7.4297E-005	-5.5071E-001 ✓ < : : : >
Cd-109 Peak energy [UD: 8.8030E+001+/- 0.500]	8.8029E+001	-1.5411E-003 ✓ < : : : >
Cd-109 Wtd mean activity [UD: 5.6010E-003+/- 0.002]	4.9502E-003	-3.6154E-001 ✓ < : : : >

Flags Key: LU = Lower/Upper Bounds Test (Ab = Above, Be = Below)
 SD = Sample Driven N-Sigma Test (In = Investigate, Ac = Action)
 UD = User Driven N-Sigma Test (In = Investigate, Ac = Action)
 BS = Measurement Bias Test (In = Investigate, Ac = Action)

Last Measurement Q.A. Report 10/8/07 8:18:28 AM Page 1

 ***** G E N I E Q U A L I T Y A S S U R A N C E *****

Last Results Report
 10/8/07 8:18:28 AM

QA File: C:\GENIE2K\CAMFILES\LG2AM5S3.QAF
 Sample ID:
 Sample Quantity: 1.0000E+000
 Sample Date:
 Measurement Date: 10/8/07 7:14:20 AM
 Elapsed Live Time: 1000.0 seconds
 Elapsed Real Time: 1002.3 seconds

SR B
10/8/07

Parameter Description [Mean +/- Std. Dev.]	Value	Deviation/Flags < LU : SD : UD : BS >
Am-241 Peak Energy [UD: 5.9500E+001+/- 0.500]	5.9500E+001	9.1553E-004 ✓ < : : : >
Am-241 Wtd mean activity [UD: 3.5800E-003+/- 0.000]	3.6857E-003	5.1804E-001 ✓ < : : : >
Am-241 Peak FWHM [UD: 5.1749E-001+/- 0.100]	5.1405E-001	-3.4407E-002 ✓ < : : : >
Cs-57 Peak energy [UD: 1.2206E+002+/- 0.500]	1.2209E+002	6.7261E-002 ✓ < : : : >
Co-57 Wtd mean activity [UD: 8.8560E-005+/- 0.000]	7.5926E-005	-4.8781E-001 ✓ < : : : >
Cd-109 Peak energy [UD: 8.8030E+001+/- 0.500]	8.8006E+001	-4.8080E-002 ✓ < : : : >
Cd-109 Wtd mean activity [UD: 5.6010E-003+/- 0.002]	5.2661E-003	-1.8608E-001 ✓ < : : : >

Flags Key: LU = Lower/Upper Bounds Test (Ab = Above, Be = Below)
 SD = Sample Driven N-Sigma Test (In = Investigate, Ac = Action)
 UD = User Driven N-Sigma Test (In = Investigate, Ac = Action)
 BS = Measurement Bias Test (In = Investigate, Ac = Action)

Last Measurement Q.A. Report 10/3/07 7:47:56 AM Page 1

 ***** GENIE QUALITY ASSURANCE *****

Last Results Report
 10/3/07 7:47:56 AM

QA File: C:\GENIE2K\CAMFILES\LG2AM5S3.QAF
 Sample ID:
 Sample Quantity: 1.0000E+000
 Sample Date:
 Measurement Date: 10/3/07 7:17:54 AM
 Elapsed Live Time: 1000.0 seconds
 Elapsed Real Time: 1002.2 seconds

SKB
 10/03/07

Parameter Description [Mean +/- Std. Dev.]	Value	Deviation/Flags < LU : SD : UD : BS >
Am-241 Peak Energy [UD: 5.9500E+001 +/- 0.500]	5.9521E+001	4.2213E-002 ✓ < : : : >
Am-241 Wtd mean activity [UD: 3.5800E-003 +/- 0.000]	3.6799E-003	4.8956E-001 ✓ < : : : >
Am-241 Peak FWHM [UD: 5.1749E-001 +/- 0.100]	5.1401E-001	-3.4769E-002 ✓ < : : : >
Co-57 Peak energy [UD: 1.2206E+002 +/- 0.500]	1.2208E+002	4.0573E-002 ✓ < : : : >
Co-57 Wtd mean activity [UD: 8.8560E-005 +/- 0.000]	8.6341E-005	-8.5682E-002 ✓ < : : : >
Cd-109 Peak energy [UD: 8.8030E+001 +/- 0.500]	8.8032E+001	4.3335E-003 ✓ < : : : >
Cd-109 Wtd mean activity [UD: 5.6010E-003 +/- 0.002]	4.8615E-003	-4.1081E-001 ✓ < : : : >

Flags Key: LU = Lower/Upper Bounds Test (Ab = Above, Be = Below)
 SD = Sample Driven N-Sigma Test (In = Investigate, Ac = Action)
 UD = User Driven N-Sigma Test (In = Investigate, Ac = Action)
 BS = Measurement Bias Test (In = Investigate, Ac = Action)

Last Measurement Q.A. Report 10/2/07 7:42:50 AM Page 1

 ***** G E N I E Q U A L I T Y A S S U R A N C E *****

Last Results Report
 10/2/07 7:42:50 AM

QA File: C:\GENIE2K\CAMFILES\LG2AM5S3.QAF
 Sample ID: .
 Sample Quantity: 1.0000E+000
 Sample Date:
 Measurement Date: 10/2/07 7:11:45 AM
 Elapsed Live Time: 1000.0 seconds
 Elapsed Real Time: 1002.2 seconds

SKB
 10/2/07

Parameter Description [Mean +/- Std. Dev.]	Value	Deviation/Flags < LU : SD : UD : BS >
Am-241 Peak Energy [UD: 5.9500E+001+/- 0.500]	5.9516E+001	3.1654E-002 ✓ < : : : >
Am-241 Wtd mean activity [UD: 3.5800E-003+/- 0.000]	3.7556E-003	8.6083E-001 ✓ < : : : >
Am-241 Peak FWHM [UD: 5.1749E-001+/- 0.100]	4.8938E-001	-2.8109E-001 ✓ < : : : >
Co-57 Peak energy [UD: 1.2206E+002+/- 0.500]	1.2210E+002	8.3130E-002 ✓ < : : : >
Co-57 Wtd mean activity [UD: 8.8560E-005+/- 0.000]	8.4475E-005	-1.5773E-001 ✓ < : : : >
Cd-109 Peak energy [UD: 8.8030E+001+/- 0.500]	8.8037E+001	1.3199E-002 ✓ < : : : >
Cd-109 Wtd mean activity [UD: 5.6010E-003+/- 0.002]	4.8846E-003	-3.9800E-001 ✓ < : : : >

Flags Key: LU = Lower/Upper Bounds Test (Ab = Above, Be = Below)
 SD = Sample Driven N-Sigma Test (In = Investigate, Ac = Action
 UD = User Driven N-Sigma Test (In = Investigate, Ac = Action
 BS = Measurement Bias Test (In = Investigate, Ac = Action

 ** GENIE QUALITY ASSURANCE *****
 **

Last Results Report
 10/12/07 7:41:27 AM

QA File: C:\GENIE2K\CAMFILES\LG2AM5S3.QAF
 Sample ID: ,
 Sample Quantity: 1.0000E+000
 Sample Date:
 Measurement Date: 10/12/07 7:18:10 AM
 Elapsed Live Time: 1000.0 seconds
 Elapsed Real Time: 1002.2 seconds

SYB
 10/12/07

Parameter Description [Mean +/- Std. Dev.]	Value	Deviation/Flags < LU : SD : UD : BS >
Am-241 Peak Energy [UD: 5.9500E+001+/- 0.500]	5.9507E+001	1.3336E-002 ✓ < : : : >
Am-241 Wtd mean activity [UD: 3.5800E-003+/- 0.000]	3.7190E-003	6.8150E-001 ✓ < : : : >
Am-241 Peak FWHM (): 5.1749E-001+/- 0.100]	5.1488E-001	-2.6104E-002 ✓ < : : : >
Co-57 Peak energy [UD: 1.2206E+002+/- 0.500]	1.2208E+002	3.7811E-002 ✓ < : : : >
Co-57 Wtd mean activity [UD: 8.8560E-005+/- 0.000]	7.0839E-005	-6.8419E-001 ✓ < : : : >
Cd-109 Peak energy [UD: 8.8030E+001+/- 0.500]	8.8011E+001	-3.8910E-002 ✓ < : : : >
Cd-109 Wtd mean activity [UD: 5.6010E-003+/- 0.002]	5.0091E-003	-3.2881E-001 / < : : : >

Flags Key: LU = Lower/Upper Bounds Test (Ab = Above, Be = Below)
 SD = Sample Driven N-Sigma Test (In = Investigate, Ac = Action)
 UD = User Driven N-Sigma Test (In = Investigate, Ac = Action)
 BS = Measurement Bias Test (In = Investigate, Ac = Action)

Last Measurement Q.A. Report 10/1/07 8:46:52 AM Page 1

 ***** GENIE QUALITY ASSURANCE *****

Last Results Report
 10/1/07 8:46:52 AM

QA File: C:\GENIE2K\CAMFILES\LG2AM5S3.QAF
 Sample ID:
 Sample Quantity: 1.0000E+000
 Sample Date:
 Measurement Date: 10/1/07 7:19:56 AM
 Elapsed Live Time: 1000.0 seconds
 Elapsed Real Time: 1002.2 seconds

SRB
10/1/07

Parameter Description [Mean +/- Std. Dev.]	Value	Deviation/Flags < LU : SD : UD : BS >
Am-241 Peak Energy [UD: 5.9500E+001+/- 0.500]	5.9513E+001	2.5742E-002 ✓ < : : : >
Am-241 Wtd mean activity [UD: 3.5800E-003+/- 0.000]	3.7120E-003	6.4730E-001 ✓ < : : : >
Am-241 Peak FWHM [UD: 5.1749E-001+/- 0.100]	5.0864E-001	-8.8543E-002 ✓ < : : : >
Co-57 Peak energy [UD: 1.2206E+002+/- 0.500]	1.2204E+002	-3.7552E-002 ✓ < : : : >
Co-57 Wtd mean activity [UD: 8.8560E-005+/- 0.000]	7.4019E-005	-5.6141E-001 ✓ < : : : >
Cd-109 Peak energy [UD: 8.8030E+001+/- 0.500]	8.8017E+001	-2.6657E-002 ✓ < : : : >
Cd-109 Wtd mean activity [UD: 5.6010E-003+/- 0.002]	5.1334E-003	-2.5978E-001 ✓ < : : : >

Flags Key: LU = Lower/Upper Bounds Test (Ab = Above, Be = Below)
 SD = Sample Driven N-Sigma Test (In = Investigate, Ac = Action)
 UD = User Driven N-Sigma Test (In = Investigate, Ac = Action)
 BS = Measurement Bias Test (In = Investigate, Ac = Action)

Last Measurement Q.A. Report 10/1/07 8:54:34 AM Page 1

 ***** GENIE QUALITY ASSURANCE *****

Last Results Report
 10/1/07 8:54:34 AM

QA File: C:\GENIE2K\CAMFILES\LXAM05S2.QAF
 Sample ID: SAMPLE
 Sample Quantity: 1.0000E+000
 Sample Date:
 Measurement Date: 10/1/07 7:19:48 AM
 Elapsed Live Time: 1000.0 seconds
 Elapsed Real Time: 1001.7 seconds

SKB
 10/01/07

Parameter Description [Mean +/- Std. Dev.]	Value	Deviation/Flags < LU : SD : UD : BS >
Am-241 Peak Energy [UD: 5.9500E+001 +/- 0.500]	5.9495E+001	-1.0086E-002 ✓ < : : : >
Am-241 Wtd mean activity [UD: 3.5900E-003 +/- 0.000]	3.7475E-003	8.3346E-001 ✓ < : : : >
Am-241 Peak FWHM [UD: 5.1749E-001 +/- 0.100]	5.0126E-001	-1.6235E-001 ✓ < : : : >
Co-57 Peak energy [UD: 1.2206E+002 +/- 0.500]	1.2210E+002	8.0109E-002 ✓ < : : : >
Co-57 Wtd mean activity [UD: 8.8700E-005 +/- 0.000]	8.5766E-005	-2.0235E-001 ✓ < : : : >
Cd-109 Peak energy [UD: 8.8030E+001 +/- 0.500]	8.8026E+001	-7.2784E-003 ✓ < : : : >
Cd-109 Wtd mean activity [UD: 5.6090E-003 +/- 0.002]	4.7490E-003	-3.8223E-001 ✓ < : : : >

Flags Key: LU = Lower/Upper Bounds Test (Ab = Above, Be = Below)
 SD = Sample Driven N-Sigma Test (In = Investigate, Ac = Action)
 UD = User Driven N-Sigma Test (In = Investigate, Ac = Action)
 BS = Measurement Bias Test (In = Investigate, Ac = Action)

ast Measurement Q.A. Report 10/2/07 7:39:58 AM Page 1

 GENIE QUALITY ASSURANCE *****

Last Results Report
 10/2/07 7:39:58 AM

QA File: C:\GENIE2K\CAMFILES\LXAM05S2.QAF
 Sample ID: SAMPLE
 Sample Quantity: 1.0000E+000
 Sample Date: 10/2/07 7:11:35 AM
 Measurement Date: 1000.0 seconds
 Elapsed Live Time: 1004.1 seconds
 Elapsed Real Time:

SKB
 10/2/07

Parameter Description [Mean +/- Std. Dev.]	Value	Deviation/Flags < LU : SD : UD : BS >
Am-241 Peak Energy [UD: 5.9500E+001 +/- 0.500]	5.9504E+001	7.1411E-003 ✓
Am-241 Wtd mean activity [UD: 3.5900E-003 +/- 0.000]	3.6646E-003	3.9460E-001 ✓
Am-241 Peak FWHM [UD: 5.1749E-001 +/- 0.100]	5.0712E-001	-1.0375E-001 ✓
Co-57 Peak energy [UD: 1.2206E+002 +/- 0.500]	1.2209E+002	6.5414E-002 ✓
Co-57 Wtd mean activity [UD: 8.8700E-005 +/- 0.000]	7.7249E-005	-7.8969E-001 ✓
Cd-109 Peak energy [UD: 8.8030E+001 +/- 0.500]	8.8021E+001	-1.8356E-002 ✓
Cd-109 Wtd mean activity [UD: 5.6090E-003 +/- 0.002]	4.7157E-003	-3.9702E-001 ✓

Flags Key: LU = Lower/Upper Bounds Test (Ab = Above, Be = Below)
 SD = Sample Driven N-Sigma Test (In = Investigate, Ac = Actio
 UD = User Driven N-Sigma Test (In = Investigate, Ac = Actio
 BS = Measurement Bias Test (In = Investigate, Ac = Actio

Last Measurement Q.A. Report 10/3/07 7:45:11 AM Page 1

 ***** G E N I E Q U A L I T Y A S S U R A N C E *****

Last Results Report
 10/3/07 7:45:11 AM

QA File: C:\GENIE2K\CAMFILES\LXAM05S2.QAF
 Sample ID: SAMPLE
 Sample Quantity: 1.0000E+000
 Sample Date:
 Measurement Date: 10/3/07 7:17:44 AM
 Elapsed Live Time: 1000.0 seconds
 Elapsed Real Time: 1001.7 seconds

SKB
 10/03/07

Parameter Description [Mean +/- Std. Dev.]	Value	Deviation/Flags < LU : SD : UD : BS >
Am-241 Peak Energy [UD: 5.9500E+001 +/- 0.500]	5.9517E+001	3.4225E-002 ✓ < : : : >
Am-241 Wtd mean activity [UD: 3.5900E-003 +/- 0.000]	3.6655E-003	3.9949E-001 ✓ < : : : >
Am-241 Peak FWHM [UD: 5.1749E-001 +/- 0.100]	5.2646E-001	8.9709E-002 ✓ < : : : >
Co-57 Peak energy [UD: 1.2206E+002 +/- 0.500]	1.2208E+002	4.7424E-002 ✓ < : : : >
Co-57 Wtd mean activity [UD: 8.8700E-005 +/- 0.000]	8.0210E-005	-5.8550E-001 ✓ < : : : >
Cd-109 Peak energy [UD: 8.8030E+001 +/- 0.500]	8.8042E+001	2.3575E-002 ✓ < : : : >
Cd-109 Wtd mean activity [UD: 5.6090E-003 +/- 0.002]	4.5309E-003	-4.7916E-001 ✓ < : : : >

Flags Key: LU = Lower/Upper Bounds Test (Ab = Above, Be = Below)
 SD = Sample Driven N-Sigma Test (In = Investigate, Ac = Action)
 UD = User Driven N-Sigma Test (In = Investigate, Ac = Action)
 BS = Measurement Bias Test (In = Investigate, Ac = Action)

Last Measurement Q.A. Report 10/4/07 9:25:47 AM Page 1

 ***** G E N I E Q U A L I T Y A S S U R A N C E *****

Last Results Report
 10/4/07 9:25:47 AM

QA File: C:\GENIE2K\CAMFILES\LXAM05S2.QAF
 Sample ID: SAMPLE
 Sample Quantity: 1.0000E+000
 Sample Date:
 Measurement Date: 10/4/07 7:10:27 AM
 Elapsed Live Time: 1000.0 seconds
 Elapsed Real Time: 1002.3 seconds

SKB
10/4/07

Parameter Description [Mean +/- Std. Dev.]	Value	Deviation/Flags < LU : SD : UD : BS >
Am-241 Peak Energy [UD: 5.9500E+001+/- 0.500]	5.9492E+001	-1.6022E-002 ✓ < : : : >
Am-241 Wtd mean activity [UD: 3.5900E-003+/- 0.000]	3.6481E-003	3.0732E-001 ✓ < : : : >
Am-241 Peak FWHM [UD: 5.1749E-001+/- 0.100]	5.1146E-001	-6.0331E-002 ✓ < : : : >
Co-57 Peak energy [UD: 1.2206E+002+/- 0.500]	1.2209E+002	6.2531E-002 ✓ < : : : >
Co-57 Wtd mean activity [UD: 8.8700E-005+/- 0.000]	7.0711E-005	-1.2406E+000 ✓ < : : : >
Cd-109 Peak energy [UD: 8.8030E+001+/- 0.500]	8.8004E+001	-5.2307E-002 ✓ < : : : >
Cd-109 Wtd mean activity [UD: 5.6090E-003+/- 0.002]	4.7526E-003	-3.8063E-001 ✓ < : : : >

Flags Key: LU = Lower/Upper Bounds Test (Ab = Above, Be = Below)
 SD = Sample Driven N-Sigma Test (In = Investigate, Ac = Action)
 UD = User Driven N-Sigma Test (In = Investigate, Ac = Action)
 BS = Measurement Bias Test (In = Investigate, Ac = Action)

Last Measurement Q.A. Report 10/8/07 8:16:03 AM Page 1

 ***** GENIE QUALITY ASSURANCE *****

Last Results Report
 10/8/07 8:16:03 AM

QA File: C:\GENIE2K\CAMFILES\LXAM05S2.QAF
 Sample ID: SAMPLE
 Sample Quantity: 1.0000E+000
 Sample Date:
 Measurement Date: 10/8/07 7:14:04 AM
 Elapsed Live Time: 1000.0 seconds
 Elapsed Real Time: 1008.0 seconds

SKB
 10/18/07

Parameter Description [Mean +/- Std. Dev.]	Value	Deviation/Flags < LU : SD : UD : BS >
Am-241 Peak Energy [UD: 5.9500E+001 +/- 0.500]	5.9490E+001	-2.0164E-002 ✓ < : : : >
Am-241 Wtd mean activity [UD: 3.5900E-003 +/- 0.000]	3.6845E-003	4.9974E-001 ✓ < : : : >
Am-241 Peak FWHM [UD: 5.1749E-001 +/- 0.100]	5.2050E-001	3.0084E-002 ✓ < : : : >
Co-57 Peak energy [UD: 1.2206E+002 +/- 0.500]	1.2209E+002	6.8314E-002 ✓ < : : : >
Co-57 Wtd mean activity [UD: 8.8700E-005 +/- 0.000]	7.1191E-005	-1.2075E+000 ✓ < : : : >
Cd-109 Peak energy [UD: 8.8030E+001 +/- 0.500]	8.7999E+001	-6.1462E-002 ✓ < : : : >
Cd-109 Wtd mean activity [UD: 5.6090E-003 +/- 0.002]	5.0855E-003	-2.3266E-001 ✓ < : : : >

Flags Key: LU = Lower/Upper Bounds Test (Ab = Above, Be = Below)
 SD = Sample Driven N-Sigma Test (In = Investigate, Ac = Action
 UD = User Driven N-Sigma Test (In = Investigate, Ac = Action
 BS = Measurement Bias Test (In = Investigate, Ac = Action

Last Measurement Q.A. Report 10/9/07 7:34:04 AM Page 1

 ***** GENIE QUALITY ASSURANCE *****

Last Results Report
 10/9/07 7:34:04 AM

QA File: C:\GENIE2K\CAMFILES\LXAM05S2.QAF
 Sample ID: SAMPLE
 Sample Quantity: 1.0000E+000
 Sample Date:
 Measurement Date: 10/9/07 7:06:43 AM
 Elapsed Live Time: 1000.0 seconds
 Elapsed Real Time: 1006.9 seconds

SKB
 10/9/07

Parameter Description [Mean +/- Std. Dev.]	Value	Deviation/Flags < LU : SD : UD : BS >
Am-241 Peak Energy [UD: 5.9500E+001+/- 0.500]	5.9504E+001	8.7204E-003 ✓ < : : : >
Am-241 Wtd mean activity [UD: 3.5900E-003+/- 0.000]	3.7766E-003	9.8719E-001 ✓ < : : : >
Am-241 Peak FWHM [UD: 5.1749E-001+/- 0.100]	5.2942E-001	1.1930E-001 ✓ < : : : >
Co-57 Peak energy [UD: 1.2206E+002+/- 0.500]	1.2207E+002	2.0782E-002 ✓ < : : : >
Co-57 Wtd mean activity [UD: 8.8700E-005+/- 0.000]	8.4649E-005	-2.7939E-001 ✓ < : : : >
Cd-109 Peak energy [UD: 8.8030E+001+/- 0.500]	8.8012E+001	-3.5629E-002 ✓ < : : : >
Cd-109 Wtd mean activity [UD: 5.6090E-003+/- 0.002]	4.7679E-003	-3.7384E-001 ✓ < : : : >

Flags Key: LU = Lower/Upper Bounds Test (Ab = Above, Be = Below)
 SD = Sample Driven N-Sigma Test (In = Investigate, Ac = Actio
 UD = User Driven N-Sigma Test (In = Investigate, Ac = Actio
 BS = Measurement Bias Test (In = Investigate, Ac = Actio

Last Measurement Q.A. Report 10/10/07 7:59:16 AM Page 1

 ***** GENIE QUALITY ASSURANCE *****

Last Results Report
 10/10/07 7:59:16 AM

QA File: C:\GENIE2K\CAMFILES\LXAM05S2.QAF
 Sample ID: SAMPLE
 Sample Quantity: 1.0000E+000
 Sample Date:
 Measurement Date: 10/10/07 7:07:47 AM
 Elapsed Live Time: 1000.0 seconds
 Elapsed Real Time: 1005.5 seconds

SKB
 10/10/07

Parameter Description [Mean +/- Std. Dev.]	Value	Deviation/Flags < LU : SD : UD : BS >
Am-241 Peak Energy [UD: 5.9500E+001 +/- 0.500]	5.9508E+001	1.6960E-002 ✓ < : : : >
Am-241 Wtd mean activity [UD: 3.5900E-003 +/- 0.000]	3.6869E-003	5.1256E-001 ✓ < : : : >
Am-241 Peak FWHM [UD: 5.1749E-001 +/- 0.100]	5.1375E-001	-3.7372E-002 ✓ < : : : >
Co-57 Peak energy [UD: 1.2206E+002 +/- 0.500]	1.2210E+002	8.0261E-002 ✓ < : : : >
Co-57 Wtd mean activity [UD: 8.8700E-005 +/- 0.000]	7.7082E-005	-8.0121E-001 ✓ < : : : >
Cd-109 Peak energy [UD: 8.8030E+001 +/- 0.500]	8.8024E+001	-1.1841E-002 ✓ < : : : >
Cd-109 Wtd mean activity [UD: 5.6090E-003 +/- 0.002]	4.6840E-003	-4.1110E-001 ✓ < : : : >

Flags Key: LU = Lower/Upper Bounds Test (Ab = Above, Be = Below)
 SD = Sample Driven N-Sigma Test (In = Investigate, Ac = Action)
 UD = User Driven N-Sigma Test (In = Investigate, Ac = Action)
 BS = Measurement Bias Test (In = Investigate, Ac = Action)

 ***** GENIE QUALITY ASSURANCE *****

Last Results Report
 10/11/07 7:47:29 AM

QA File: C:\GENIE2K\CAMFILES\LXAM05S2.QAF
 Sample ID: , SAMPLE
 Sample Quantity: 1.0000E+000
 Sample Date:
 Measurement Date: 10/11/07 7:09:24 AM
 Elapsed Live Time: 1000.0 seconds
 Elapsed Real Time: 1001.5 seconds

SKB
 10/11/07

Parameter Description [Mean +/- Std. Dev.]	Value	Deviation/Flags < LU : SD : UD : BS >
Am-241 Peak Energy [UD: 5.9500E+001+/- 0.500]	5.9494E+001	-1.2993E-002 ✓ < : : : >
Am-241 Wtd mean activity [UD: 3.5900E-003+/- 0.000]	3.6702E-003	4.2410E-001 ✓ < : : : >
Am-241 Peak FWHM [UD: 5.1749E-001+/- 0.100]	5.1776E-001	2.6506E-003 ✓ < : : : >
Co-57 Peak energy [UD: 1.2206E+002+/- 0.500]	1.2211E+002	9.7870E-002 ✓ < : : : >
Co-57 Wtd mean activity [UD: 8.8700E-005+/- 0.000]	7.1744E-005	-1.1694E+000 ✓ < : : : >
Cd-109 Peak energy [UD: 8.8030E+001+/- 0.500]	8.8017E+001	-2.6825E-002 ✓ < : : : >
Cd-109 Wtd mean activity [UD: 5.6090E-003+/- 0.002]	4.5166E-003	-4.8551E-001 ✓ < : : : >

Flags Key: LU = Lower/Upper Bounds Test (Ab = Above, Be = Below)
 SD = Sample Driven N-Sigma Test (In = Investigate, Ac = Actio
 UD = User Driven N-Sigma Test (In = Investigate, Ac = Actio
 BS = Measurement Bias Test (In = Investigate, Ac = Actio

Last Measurement Q.A. Report 10/12/07 7:39:09 AM Page 1

 ***** G E N I E Q U A L I T Y A S S U R A N C E *****

Last Results Report
 10/12/07 7:39:09 AM

QA File: C:\GENIE2K\CAMFILES\LXAM05S2.QAF
 Sample ID: SAMPLE.
 Sample Quantity: 1.0000E+000
 Sample Date:
 Measurement Date: 10/12/07 7:17:58 AM
 Elapsed Live Time: 1000.0 seconds
 Elapsed Real Time: 1001.5 seconds

SKB
10/12/07

Parameter Description [Mean +/- Std. Dev.]	Value	Deviation/Flags < LU : SD : UD : BS >
Am-241 Peak Energy [UD: 5.9500E+001+/- 0.500]	5.9477E+001	-4.5715E-002 ✓ < : : : >
Am-241 Wtd mean activity [UD: 3.5900E-003+/- 0.000]	3.6205E-003	1.6138E-001 ✓ < : : : >
Am-241 Peak FWHM [UD: 5.1749E-001+/- 0.100]	4.9174E-001	-2.5746E-001 ✓ < : : : >
Co-57 Peak energy [UD: 1.2206E+002+/- 0.500]	1.2202E+002	-8.5190E-002 ✓ < : : : >
Co-57 Wtd mean activity [UD: 8.8700E-005+/- 0.000]	7.3408E-005	-1.0546E+000 ✓ < : : : >
Cd-109 Peak energy [UD: 8.8030E+001+/- 0.500]	8.8001E+001	-5.7739E-002 ✓ < : : : >
Cd-109 Wtd mean activity [UD: 5.6090E-003+/- 0.002]	4.7695E-003	-3.7313E-001 ✓ < : : : >

Flags Key: LU = Lower/Upper Bounds Test (Ab = Above, Be = Below)
 SD = Sample Driven N-Sigma Test (In = Investigate, Ac = Action)
 UD = User Driven N-Sigma Test (In = Investigate, Ac = Action)
 BS = Measurement Bias Test (In = Investigate, Ac = Action)

Last Measurement Q.A. Report

10/4/07

9:26:55 AM

Page 1

 ***** GENIE QUALITY ASSURANCE *****

Last Results Report
 10/4/07 9:26:55 AM

QA File: .
 Sample ID: C:\GENIE2K\CAMFILES\LGAM05S1.QAF
 Sample Quantity: 1.0000E+000
 Sample Date: 10/4/07 7:10:31 AM
 Measurement Date: 1000.0 seconds
 Elapsed Live Time: 1001.8 seconds
 Elapsed Real Time:

SKB
 10/4/07

Parameter Description [Mean +/- Std. Dev.]	Value	Deviation/Flags < LU : SD : UD : BS >
Am-241 Peak Energy [UD: 5.9500E+001+/- 0.500]	5.9493E+001	< : : : > -1.3100E-002/
Am-241 Wtd mean activity [UD: 3.6200E-003+/- 0.000]	3.3211E-003	< : : : > -1.5816E+000/
Am-241 Peak FWHM [UD: 5.1749E-001+/- 0.100]	4.6755E-001	< : : : > -4.9944E-001/
Co-57 Peak energy [UD: 1.2206E+002+/- 0.500]	1.2210E+002	< : : : > 8.9310E-002/
Co-57 Wtd mean activity [UD: 8.9000E-005+/- 0.000]	6.2155E-005	< : : : > -9.2569E-001/
Cd-109 Peak energy [UD: 8.8030E+001+/- 0.500]	8.8022E+001	< : : : > -1.5930E-002/
Cd-109 Wtd mean activity [UD: 5.6550E-003+/- 0.002]	4.2265E-003	< : : : > -7.7217E-001/

Flags Key: LU = Lower/Upper Bounds Test (Ab = Above, Be = Below)
 SD = Sample Driven N-Sigma Test (In = Investigate, Ac = Action)
 UD = User Driven N-Sigma Test (In = Investigate, Ac = Action)
 BS = Measurement Bias Test (In = Investigate, Ac = Action)

Last Measurement Q.A. Report 10/16/07 7:34:36 AM Page 1

 ***** GENIE QUALITY ASSURANCE *****

Last Results Report
 10/16/07 7:34:36 AM

QA File: C:\GENIE2K\CAMFILES\LXAM05S2.QAF
 Sample ID: SAMPLE
 Sample Quantity: 1.0000E+000
 Sample Date:
 Measurement Date: 10/16/07 7:04:37 AM
 Elapsed Live Time: 1000.0 seconds
 Elapsed Real Time: 1001.9 seconds

SKB
 10/16/07

Parameter Description [Mean +/- Std. Dev.]	Value	Deviation/Flags < LU : SD : UD : BS >
Am-241 Peak Energy [UD: 5.9500E+001 +/- 0.500]	5.9511E+001	2.2964E-002 ✓ < : : : >
Am-241 Wtd mean activity [UD: 3.5900E-003 +/- 0.000]	3.6454E-003	2.9333E-001 ✓ < : : : >
Am-241 Peak FWHM [UD: 5.1749E-001 +/- 0.100]	5.0789E-001	-9.6028E-002 ✓ < : : : >
Co-57 Peak energy [UD: 1.2206E+002 +/- 0.500]	1.2211E+002	1.0474E-001 ✓ < : : : >
Co-57 Wtd mean activity [UD: 8.8700E-005 +/- 0.000]	7.2646E-005	-1.1072E+000 ✓ < : : : >
Cd-109 Peak energy [UD: 8.8030E+001 +/- 0.500]	8.8043E+001	2.6993E-002 ✓ < : : : >
Cd-109 Wtd mean activity [UD: 5.6090E-003 +/- 0.002]	4.7252E-003	-3.9282E-001 < : : : >

Flags Key: LU = Lower/Upper Bounds Test (Ab = Above, Be = Below)
 SD = Sample Driven N-Sigma Test (In = Investigate, Ac = Action)
 UD = User Driven N-Sigma Test (In = Investigate, Ac = Action)
 BS = Measurement Bias Test (In = Investigate, Ac = Action)

Last Measurement Q.A. Report 10/17/07 9:15:21 AM Page 1

 ***** GENIE QUALITY ASSURANCE *****

Last Results Report
 10/17/07 9:15:21 AM

QA File: C:\GENIE2K\CAMFILES\LXAM05S2.QAF
 Sample ID: SAMPLE
 Sample Quantity: 1.0000E+000
 Sample Date:
 Measurement Date: 10/17/07 7:12:51 AM
 Elapsed Live Time: 1000.0 seconds
 Elapsed Real Time: 1001.8 seconds

SKB
 10/17/07

Parameter Description [Mean +/- Std. Dev.]	Value	Deviation/Flags < LU : SD : UD : BS >
Am-241 Peak Energy [UD: 5.9500E+001 +/- 0.500]	5.9501E+001	2.9068E-003 ✓ < : : : >
Am-241 Wtd mean activity [UD: 3.5900E-003 +/- 0.000]	3.6662E-003	4.0338E-001 ✓ < : : : >
Am-241 Peak FWHM [UD: 5.1749E-001 +/- 0.100]	5.0062E-001	-1.6865E-001 ✓ < : : : >
Co-57 Peak energy [UD: 1.2206E+002 +/- 0.500]	1.2206E+002	-1.5717E-003 ✓ < : : : >
Co-57 Wtd mean activity [UD: 8.8700E-005 +/- 0.000]	6.9022E-005	-1.3571E+000 ✓ < : : : >
Cd-109 Peak energy [UD: 8.8030E+001 +/- 0.500]	8.8004E+001	-5.2444E-002 ✓ < : : : >
Cd-109 Wtd mean activity [UD: 5.6090E-003 +/- 0.002]	5.1025E-003	-2.2510E-001 ✓ < : : : >

Flags Key: LU = Lower/Upper Bounds Test (Ab = Above, Be = Below)
 SD = Sample Driven N-Sigma Test (In = Investigate, Ac = Actior
 UD = User Driven N-Sigma Test (In = Investigate, Ac = Actior
 BS = Measurement Bias Test (In = Investigate, Ac = Actior

Last Measurement Q.A. Report

10/18/07 8:08:18 AM

Page 1

 ***** GENIE QUALITY ASSURANCE *****

Last Results Report
 10/18/07 8:08:18 AM

QA File: C:\GENIE2K\CAMFILES\LXAM05S2.QAF
 Sample ID: SAMPLE.
 Sample Quantity: 1.0000E+000
 Sample Date:
 Measurement Date: 10/18/07 7:10:06 AM
 Elapsed Live Time: 1000.0 seconds
 Elapsed Real Time: 1002.7 seconds

SKB
 10/18/07

Parameter Description [Mean +/- Std. Dev.]	Value	Deviation/Flags < LU : SD : UD : BS >
Am-241 Peak Energy [UD: 5.9500E+001+/- 0.500]	5.9492E+001	-1.5366E-002 ✓ < : : : >
Am-241 Wtd mean activity [UD: 3.5900E-003+/- 0.000]	3.7433E-003	8.1126E-001 ✓ < : : : >
Am-241 Peak FWHM [UD: 5.1749E-001+/- 0.100]	5.3249E-001	1.5001E-001 ✓ < : : : >
Co-57 Peak energy [UD: 1.2206E+002+/- 0.500]	1.2211E+002	9.5840E-002 ✓ < : : : >
Co-57 Wtd mean activity [UD: 8.8700E-005+/- 0.000]	6.9231E-005	-1.3427E+000 ✓ < : : : >
Cd-109 Peak energy [UD: 8.8030E+001+/- 0.500]	8.8033E+001	5.4626E-003 ✓ < : : : >
Cd-109 Wtd mean activity [UD: 5.6090E-003+/- 0.002]	4.5578E-003	-4.6719E-001 ✓ < : : : >

Flags Key: LU = Lower/Upper Bounds Test (Ab = Above, Be = Below)
 SD = Sample Driven N-Sigma Test (In = Investigate, Ac = Actio
 UD = User Driven N-Sigma Test (In = Investigate, Ac = Actio
 BS = Measurement Bias Test (In = Investigate, Ac = Actio

Last Measurement Q.A. Report 10/22/07 8:55:04 AM Page 1

 ***** GENIE QUALITY ASSURANCE *****

Last Results Report
 10/22/07 8:55:04 AM

QA File: C:\GENIE2K\CAMFILES\LXAM05S2.QAF
 Sample ID: SAMPLE
 Sample Quantity: 1.0000E+000
 Sample Date:
 Measurement Date: 10/22/07 7:08:46 AM
 Elapsed Live Time: 1000.0 seconds
 Elapsed Real Time: 1001.5 seconds

SKB
10/22/07

Parameter Description [Mean +/- Std. Dev.]	Value	Deviation/Flags < LU : SD : UD : BS >
Am-241 Peak Energy [UD: 5.9500E+001 +/- 0.500]	5.9475E+001	-4.9393E-002 ✓ < : : : >
Am-241 Wtd mean activity [UD: 3.5900E-003 +/- 0.000]	3.5772E-003	-6.7682E-002 ✓ < : : : >
Am-241 Peak FWHM [UD: 5.1749E-001 +/- 0.100]	5.2193E-001	4.4400E-002 ✓ < : : : >
Co-57 Peak energy [UD: 1.2206E+002 +/- 0.500]	1.2206E+002	-8.8196E-003 ✓ < : : : >
Co-57 Wtd mean activity [UD: 8.8700E-005 +/- 0.000]	7.7052E-005	-8.0328E-001 ✓ < : : : >
Cd-109 Peak energy [UD: 8.8030E+001 +/- 0.500]	8.7964E+001	-1.3295E-001 ✓ < : : : >
Cd-109 Wtd mean activity [UD: 5.6090E-003 +/- 0.002]	4.4483E-003	-5.1589E-001 ✓ < : : : >

Flags Key: LU = Lower/Upper Bounds Test (Ab = Above, Be = Below)
 SD = Sample Driven N-Sigma Test (In = Investigate, Ac = Action)
 UD = User Driven N-Sigma Test (In = Investigate, Ac = Action)
 BS = Measurement Bias Test (In = Investigate, Ac = Action)

Last Measurement Q.A. Report

10/23/07 9:10:31 AM

Page 1

 ***** GENIE QUALITY ASSURANCE *****

Last Results Report
 10/23/07 9:10:31 AM

QA File: C:\GENIE2K\CAMFILES\LXAM05S2.QAF
 Sample ID: SAMPLE.
 Sample Quantity: 1.0000E+000
 Sample Date:
 Measurement Date: 10/23/07 8:31:42 AM
 Elapsed Live Time: 1000.0 seconds
 Elapsed Real Time: 1001.4 seconds

SKB
 10/23/07

Parameter Description [Mean +/- Std. Dev.]	Value	Deviation/Flags < LU : SD : UD : BS >
Am-241 Peak Energy [UD: 5.9500E+001+/- 0.500]	5.9485E+001	-3.0952E-002 ✓ < : : : >
Am-241 Wtd mean activity [UD: 3.5900E-003+/- 0.000]	3.6961E-003	5.6113E-001 ✓ < : : : >
Am-241 Peak FWHM [UD: 5.1749E-001+/- 0.100]	5.2628E-001	8.7926E-002 ✓ < : : : >
Cu-57 Peak energy [UD: 1.2206E+002+/- 0.500]	1.2210E+002	7.5806E-002 ✓ < : : : >
Co-57 Wtd mean activity [UD: 8.8700E-005+/- 0.000]	5.8974E-005	-2.0501E+000 ✓ < : :In : >
Cd-109 Peak energy [UD: 8.8030E+001+/- 0.500]	8.8006E+001	-4.8615E-002 ✓ < : : : >
Cd-109 Wtd mean activity [UD: 5.6090E-003+/- 0.002]	4.4044E-003	-5.3540E-001 ✓ < : : : >

Flags Key: LU = Lower/Upper Bounds Test (Ab = Above, Be = Below)
 SD = Sample Driven N-Sigma Test (In = Investigate, Ac = Actio
 UD = User Driven N-Sigma Test (In = Investigate, Ac = Actio
 BS = Measurement Bias Test (In = Investigate, Ac = Actio

Last Measurement Q.A. Report 10/1/07 8:45:57 AM Page 1

 ***** GENIE QUALITY ASSURANCE *****

Last Results Report
 10/1/07 8:45:57 AM

QA File: C:\GENIE2K\CAMFILES\LGAM05S1.QAF
 Sample ID:
 Sample Quantity: 1.0000E+000
 Sample Date:
 Measurement Date: 10/1/07 7:19:52 AM
 Elapsed Live Time: 1000.0 seconds
 Elapsed Real Time: 1001.9 seconds

SKB
10/1/07

Parameter Description [Mean +/- Std. Dev.]	Value	Deviation/Flags < LU : SD : UD : BS >
Am-241 Peak Energy [UD: 5.9500E+001+/- 0.500]	5.9507E+001	1.4877E-002 ✓ < : : : >
Am-241 Wtd mean activity [UD: 3.6200E-003+/- 0.000]	3.5327E-003	-4.6187E-001 ✓ < : : : >
Am-241 Peak FWHM [UD: 5.1749E-001+/- 0.100]	4.6366E-001	-5.3831E-001 ✓ < : : : >
Co-57 Peak energy [UD: 1.2206E+002+/- 0.500]	1.2209E+002	6.7673E-002 ✓ < : : : >
Co-57 Wtd mean activity [UD: 8.9000E-005+/- 0.000]	7.4859E-005	-4.8761E-001 ✓ < : : : >
Cd-109 Peak energy [UD: 8.8030E+001+/- 0.500]	8.8035E+001	1.0834E-002 ✓ < : : : >
Cd-109 Wtd mean activity [UD: 5.6550E-003+/- 0.002]	4.4926E-003	-6.2832E-001 ✓ < : : : >

Flags Key: LU = Lower/Upper Bounds Test (Ab = Above, Be = Below)
 SD = Sample Driven N-Sigma Test (In = Investigate, Ac = Action)
 UD = User Driven N-Sigma Test (In = Investigate, Ac = Action)
 BS = Measurement Bias Test (In = Investigate, Ac = Action)

Last Measurement Q.A. Report 10/2/07 7:41:22 AM Page 1

 ***** GENIE QUALITY ASSURANCE *****

Last Results Report
 10/2/07 7:41:22 AM

QA File: C:\GENIE2K\CAMFILES\LGAM05S1.QAF
 Sample ID:
 Sample Quantity: 1.0000E+000
 Sample Date:
 Measurement Date: 10/2/07 7:11:40 AM
 Elapsed Live Time: 1000.0 seconds
 Elapsed Real Time: 1001.9 seconds

SKB
10/2/07

Parameter Description [Mean +/- Std. Dev.]	Value	Deviation/Flags < LU : SD : UD : BS >
Am-241 Peak Energy [UD: 5.9500E+001 +/- 0.500]	5.9506E+001	1.2421E-002 ✓ < : : : >
Am-241 Wtd mean activity [UD: 3.6200E-003 +/- 0.000]	3.4552E-003	-8.7220E-001 ✓ < : : : >
Am-241 Peak FWHM [UD: 5.1749E-001 +/- 0.100]	4.6372E-001	-5.3773E-001 ✓ < : : : >
Co-57 Peak energy [UD: 1.2206E+002 +/- 0.500]	1.2211E+002	1.0762E-001 ✓ < : : : >
Co-57 Wtd mean activity [UD: 8.9000E-005 +/- 0.000]	7.1034E-005	-6.1950E-001 ✓ < : : : >
Cd-109 Peak energy [UD: 8.8030E+001 +/- 0.500]	8.8019E+001	-2.1164E-002 ✓ < : : : >
Cd-109 Wtd mean activity [UD: 5.6550E-003 +/- 0.002]	4.4871E-003	-6.3131E-001 / < : : : >

Flags Key: LU = Lower/Upper Bounds Test (Ab = Above, Be = Below)
 SD = Sample Driven N-Sigma Test (In = Investigate, Ac = Actio
 UD = User Driven N-Sigma Test (In = Investigate, Ac = Actio
 BS = Measurement Bias Test (In = Investigate, Ac = Actio

10/3/07 7:46:33 AM Page 1

 ***** GENIE QUALITY ASSURANCE *****

Last Results Report
 10/3/07 7:46:33 AM

QA File: C:\GENIE2K\CAMFILES\LGAM05S1.QAF
 Sample ID:
 Sample Quantity: 1.0000E+000
 Sample Date:
 Measurement Date: 10/3/07 7:17:49 AM
 Elapsed Live Time: 1000.0 seconds
 Elapsed Real Time: 1001.8 seconds

SKB
 10/03/07

Parameter Description [Mean +/- Std. Dev.]	Value	Deviation/Flags < LU : SD : UD : BS >
Am-241 Peak Energy [UD: 5.9500E+001+/- 0.500]	5.9512E+001	2.4094E-002 ✓ < : : : >
Am-241 Wtd mean activity [UD: 3.6200E-003+/- 0.000]	3.3592E-003	-1.3800E+000 ✓ < : : : >
Am-241 Peak FWHM [UD: 5.1749E-001+/- 0.100]	4.6508E-001	-5.2413E-001 ✓ < : : : >
Co-57 Peak energy [UD: 1.2206E+002+/- 0.500]	1.2207E+002	2.1759E-002 ✓ < : : : >
Co-57 Wtd mean activity [UD: 8.9000E-005+/- 0.000]	6.6016E-005	-7.9254E-001 ✓ < : : : >
Cd-109 Peak energy [UD: 8.8030E+001+/- 0.500]	8.8043E+001	2.5299E-002 ✓ < : : : >
Cd-109 Wtd mean activity [UD: 5.6550E-003+/- 0.002]	4.5874E-003	-5.7708E-001 ✓ < : : : >

lags Key: LU = Lower/Upper Bounds Test (Ab = Above, Be = Below)
 SD = Sample Driven N-Sigma Test (In = Investigate, Ac = Action)
 UD = User Driven N-Sigma Test (In = Investigate, Ac = Action)
 BS = Measurement Bias Test (In = Investigate, Ac = Action)

Last Measurement Q.A. Report

10/15/07 7:36:18 AM

Page 1

 ***** GENIE QUALITY ASSURANCE *****

Last Results Report
 10/15/07 7:36:18 AM

QA File: C:\GENIE2K\CAMFILES\LXAM05S2.QAF
 Sample ID: SAMPLE.
 Sample Quantity: 1.0000E+000
 Sample Date:
 Measurement Date: 10/15/07 7:07:43 AM
 Elapsed Live Time: 1000.0 seconds
 Elapsed Real Time: 1001.5 seconds

SKB
 10/15/07

Parameter Description [Mean +/- Std. Dev.]	Value	Deviation/Flags < LU : SD : UD : BS >
Am-241 Peak Energy [UD: 5.9500E+001 +/- 0.500]	5.9494E+001	-1.1703E-002 ✓ < : : : >
Am-241 Wtd mean activity [UD: 3.5900E-003 +/- 0.000]	3.6079E-003	9.4641E-002 ✓ < : : : >
Am-241 Peak FWHM [UD: 5.1749E-001 +/- 0.100]	5.3480E-001	1.7305E-001 ✓ < : : : >
Co-57 Peak energy [UD: 1.2206E+002 +/- 0.500]	1.2204E+002	-3.4561E-002 ✓ < : : : >
Co-57 Wtd mean activity [UD: 8.8700E-005 +/- 0.000]	6.6018E-005	-1.5643E+000 ✓ < : : : >
Cd-109 Peak energy [UD: 8.8030E+001 +/- 0.500]	8.8007E+001	-4.5395E-002 ✓ < : : : >
Cd-109 Wtd mean activity [UD: 5.6090E-003 +/- 0.002]	4.5627E-003	-4.6502E-001 ✓ < : : : >

Flags Key: LU = Lower/Upper Bounds Test (Ab = Above, Be = Below)
 SD = Sample Driven N-Sigma Test (In = Investigate, Ac = Active)
 UD = User Driven N-Sigma Test (In = Investigate, Ac = Active)
 BS = Measurement Bias Test (In = Investigate, Ac = Active)

 ***** GENIE QUALITY ASSURANCE *****

Last Results Report
 10/22/07 8:56:09 AM

QA File: C:\GENIE2K\CAMFILES\LGAM05S1.QAF
 Sample ID: .
 Sample Quantity: 1.0000E+000
 Sample Date:
 Measurement Date: 10/22/07 7:08:50 AM
 Elapsed Live Time: 1000.0 seconds
 Elapsed Real Time: 1001.7 seconds

SKB
 10/22/07

Parameter Description [Mean +/- Std. Dev.]	Value	Deviation/Flags < LU : SD : UD : BS >
Am-241 Peak Energy [UD: 5.9500E+001 +/- 0.500]	5.9493E+001	-1.3000E-002 ✓ < : : : >
Am-241 Wtd mean activity [UD: 3.6200E-003 +/- 0.000]	3.1288E-003	-2.5987E+000 ✓ < : : In : >
Am-241 Peak FWHM [UD: 5.1749E-001 +/- 0.100]	4.6865E-001	-4.8843E-001 ✓ < : : : >
Co-57 Peak energy [UD: 1.2206E+002 +/- 0.500]	1.2214E+002	1.5602E-001 ✓ < : : : >
Co-57 Wtd mean activity [UD: 8.9000E-005 +/- 0.000]	7.6318E-005	-4.3730E-001 ✓ < : : : >
Cd-109 Peak energy [UD: 8.8030E+001 +/- 0.500]	8.8031E+001	2.2278E-003 ✓ < : : : >
Cd-109 Wtd mean activity [UD: 5.6550E-003 +/- 0.002]	3.6538E-003	-1.0817E+000 ✓ < : : : >

Flags Key: LU = Lower/Upper Bounds Test (Ab = Above, Be = Below)
 SD = Sample Driven N-Sigma Test (In = Investigate, Ac = Active)
 UD = User Driven N-Sigma Test (In = Investigate, Ac = Active)
 BS = Measurement Bias Test (In = Investigate, Ac = Active)

Last Measurement Q.A. Report 10/9/07 7:35:17 AM Page 1

 ***** GENIE QUALITY ASSURANCE *****

Last Results Report
 10/9/07 7:35:17 AM

QA File: C:\GENIE2K\CAMFILES\LGAM05S1.QAF
 Sample ID:
 Sample Quantity: 1.0000E+000
 Sample Date:
 Measurement Date: 10/9/07 7:06:47 AM
 Elapsed Live Time: 1000.0 seconds
 Elapsed Real Time: 1001.9 seconds

8KB
 10/9/07

Parameter Description [Mean +/- Std. Dev.]	Value	Deviation/Flags < LU : SD : UD : BS >
Am-241 Peak Energy [UD: 5.9500E+001+/- 0.500]	5.9509E+001	1.7334E-002 ✓ < : : : >
Am-241 Wtd mean activity [UD: 3.6200E-003+/- 0.000]	3.4055E-003	-1.1348E+000 ✓ < : : : >
Am-241 Peak FWHM [UD: 5.1749E-001+/- 0.100]	4.4880E-001	-6.8685E-001 ✓ < : : : >
Co-57 Peak energy [UD: 1.2206E+002+/- 0.500]	1.2211E+002	9.2789E-002 ✓ < : : : >
Co-57 Wtd mean activity [UD: 8.9000E-005+/- 0.000]	6.3176E-005	-8.9049E-001 ✓ < : : : >
Cd-109 Peak energy [UD: 8.8030E+001+/- 0.500]	8.8025E+001	-9.7809E-003 ✓ < : : : >
Cd-109 Wtd mean activity [UD: 5.6550E-003+/- 0.002]	4.3701E-003	-6.9456E-001 ✓ < : : : >

Flags Key: LU = Lower/Upper Bounds Test (Ab = Above, Be = Below)
 SD = Sample Driven N-Sigma Test (In = Investigate, Ac = Action)
 UD = User Driven N-Sigma Test (In = Investigate, Ac = Action)
 BS = Measurement Bias Test (In = Investigate, Ac = Action)

Last Measurement Q.A. Report

10/10/07 8:00:22 AM

Page 1

 ***** GENIE QUALITY ASSURANCE *****

Last Results Report
 10/10/07 8:00:22 AM

QA File: C:\GENIE2K\CAMFILES\LGAM05S1.QAF
 Sample ID:
 Sample Quantity: 1.0000E+000
 Sample Date:
 Measurement Date: 10/10/07 7:07:52 AM
 Elapsed Live Time: 1000.0 seconds
 Elapsed Real Time: 1001.8 seconds

SKB
 10/10/07

Parameter Description [Mean +/- Std. Dev.]	Value	Deviation/Flags < LU : SD : UD : BS >
Am-241 Peak Energy [UD: 5.9500E+001+/- 0.500]	5.9516E+001	3.1746E-002 ✓ < : : : >
Am-241 Wtd mean activity [UD: 3.6200E-003+/- 0.000]	3.3674E-003	-1.3364E+000 ✓ < : : : >
Am-241 Peak FWHM [UD: 5.1749E-001+/- 0.100]	4.6733E-001	-5.0159E-001 ✓ < : : : >
Co-57 Peak energy [UD: 1.2206E+002+/- 0.500]	1.2209E+002	5.7632E-002 ✓ < : : : >
Co-57 Wtd mean activity [UD: 8.9000E-005+/- 0.000]	8.3490E-005	-1.9000E-001 ✓ < : : : >
Cd-109 Peak energy [UD: 8.8030E+001+/- 0.500]	8.8038E+001	1.6800E-002 ✓ < : : : >
Cd-109 Wtd mean activity [UD: 5.6550E-003+/- 0.002]	4.2455E-003	-7.6188E-001 ✓ < : : : >

Flags Key: LU = Lower/Upper Bounds Test (Ab = Above, Be = Below)
 SD = Sample Driven N-Sigma Test (In = Investigate, Ac = Action)
 UD = User Driven N-Sigma Test (In = Investigate, Ac = Action)
 BS = Measurement Bias Test (In = Investigate, Ac = Action)

Last Measurement Q.A. Report

10/11/07 7:49:04 AM

Page 1

 ***** GENIE QUALITY ASSURANCE *****

Last Results Report
 10/11/07 7:49:04 AM

QA File: C:\GENIE2K\CAMFILES\LGAM05S1.QAF
 Sample ID:
 Sample Quantity: 1.0000E+000
 Sample Date:
 Measurement Date: 10/11/07 7:09:28 AM
 Elapsed Live Time: 1000.0 seconds
 Elapsed Real Time: 1001.8 seconds

3KB
 10/11/07

Parameter Description [Mean +/- Std. Dev.]	Value	Deviation/Flags < LU : SD : UD : BS >
Am-241 Peak Energy [UD: 5.9500E+001 +/- 0.500]	5.9506E+001	1.1932E-002 ✓ < : : : >
Am-241 Wtd mean activity [UD: 3.6200E-003 +/- 0.000]	3.1936E-003	-2.2560E+000 ✓ < : : In : >
Am-241 Peak FWHM [UD: 5.1749E-001 +/- 0.100]	4.2808E-001	-8.9407E-001 ✓ < : : : >
Co-57 Peak energy [UD: 1.2206E+002 +/- 0.500]	1.2210E+002	8.2001E-002 ✓ < : : : >
Co-57 Wtd mean activity [UD: 8.9000E-005 +/- 0.000]	6.4197E-005	-8.5528E-001 ✓ < : : : >
Cd-109 Peak energy [UD: 8.8030E+001 +/- 0.500]	8.8060E+001	5.9357E-002 ✓ < : : : >
Cd-109 Wtd mean activity [UD: 5.6550E-003 +/- 0.002]	4.1628E-003	-8.0659E-001 ✓ < : : : >

Flags Key: LU = Lower/Upper Bounds Test (Ab = Above, Be = Below)
 SD = Sample Driven N-Sigma Test (In = Investigate, Ac = Actior
 UD = User Driven N-Sigma Test (In = Investigate, Ac = Actior
 BS = Measurement Bias Test (In = Investigate, Ac = Actior

Last Measurement Q.A. Report 10/12/07 7:40:19 AM Page 1

 ***** GENIE QUALITY ASSURANCE *****

Last Results Report
 10/12/07 7:40:19 AM

QA File: C:\GENIE2K\CAMFILES\LGAM05S1.QAF
 Sample ID: 1.0000E+000
 Sample Quantity: 1.0000E+000
 Sample Date: 10/12/07 7:18:03 AM
 Measurement Date: 1000.0 seconds
 Elapsed Live Time: 1001.8 seconds
 Elapsed Real Time:

348
 10/12/07

Parameter Description [Mean +/- Std. Dev.]	Value	Deviation/Flags < LU : SD : UD : BS >
m-241 Peak Energy [UD: 5.9500E+001 +/- 0.500]	5.9493E+001	< -1.4236E-002 ✓ >
m-241 Wtd mean activity [UD: 3.6200E-003 +/- 0.000]	3.3303E-003	< -1.5330E+000 ✓ >
m-241 Peak FWHM [UD: 5.1749E-001 +/- 0.100]	4.6938E-001	< -4.8111E-001 ✓ >
o-57 Peak energy [UD: 1.2206E+002 +/- 0.500]	1.2211E+002	< 9.6527E-002 ✓ >
o-57 Wtd mean activity [UD: 8.9000E-005 +/- 0.000]	7.8995E-005	< -3.4500E-001 ✓ >
i-109 Peak energy [UD: 8.8030E+001 +/- 0.500]	8.8018E+001	< -2.4567E-002 ✓ >
i-109 Wtd mean activity [UD: 5.6550E-003 +/- 0.002]	4.4147E-003	< -6.7044E-001 ✓ >

Flags Key: LU = Lower/Upper Bounds Test (Ab = Above, Be = Below)
 SD = Sample Driven N-Sigma Test (In = Investigate, Ac = Action)
 UD = User Driven N-Sigma Test (In = Investigate, Ac = Action)
 BS = Measurement Bias Test (In = Investigate, Ac = Action)

Last Measurement Q.A. Report

10/15/07 7:37:38 AM

Page 1

 ***** GENIE QUALITY ASSURANCE *****

Last Results Report
 10/15/07 7:37:38 AM

QA File: C:\GENIE2K\CAMFILES\LGAM05S1.QAF
 Sample ID:
 Sample Quantity: 1.0000E+000
 Sample Date:
 Measurement Date: 10/15/07 7:07:49 AM
 Elapsed Live Time: 1000.0 seconds
 Elapsed Real Time: 1001.8 seconds

SKB
 10/15/07

Parameter Description [Mean +/- Std. Dev.]	Value	Deviation/Flags < LU : SD : UD : BS >
Am-241 Peak Energy [UD: 5.9500E+001+/- 0.500]	5.9505E+001	1.0071E-002 ✓ < : : : >
Am-241 Wtd mean activity [UD: 3.6200E-003+/- 0.000]	3.3307E-003	-1.5306E+000 ✓ < : : : >
Am-241 Peak FWHM [UD: 5.1749E-001+/- 0.100]	4.4843E-001	-6.9060E-001 ✓ < : : : >
Co-57 Peak energy [UD: 1.2206E+002+/- 0.500]	1.2211E+002	9.2300E-002 ✓ < : : : >
Co-57 Wtd mean activity [UD: 8.9000E-005+/- 0.000]	6.8683E-005	-7.0059E-001 ✓ < : : : >
Cd-109 Peak energy [UD: 8.8030E+001+/- 0.500]	8.8023E+001	-1.4511E-002 ✓ < : : : >
Cd-109 Wtd mean activity [UD: 5.6550E-003+/- 0.002]	4.2913E-003	-7.3716E-001 ✓ < : : : >

Flags Key: LU = Lower/Upper Bounds Test (Ab = Above, Be = Below)
 SD = Sample Driven N-Sigma Test (In = Investigate, Ac = Action)
 UD = User Driven N-Sigma Test (In = Investigate, Ac = Action)
 BS = Measurement Bias Test (In = Investigate, Ac = Action)

Last Measurement Q.A. Report

10/17/07 9:16:26 AM

Page 1

 ***** GENIE QUALITY ASSURANCE *****

Last Results Report
 10/17/07 9:16:26 AM

QA File: C:\GENIE2K\CAMFILES\LGAM05S1.QAF
 Sample ID:
 Sample Quantity: 1.0000E+000
 Sample Date:
 Measurement Date: 10/17/07 7:12:55 AM
 Elapsed Live Time: 1000.0 seconds
 Elapsed Real Time: 1001.8 seconds

SKB
 10/17/07

Parameter Description [Mean +/- Std. Dev.]	Value	Deviation/Flags < LU : SD : UD : BS >
Am-241 Peak Energy [UD: 5.9500E+001 +/- 0.500]	5.9502E+001	3.1662E-003 ✓ < : : : >
Am-241 Wtd mean activity [UD: 3.6200E-003 +/- 0.000]	3.3886E-003	-1.2245E+000 ✓ < : : : >
Am-241 Peak FWHM [UD: 5.1749E-001 +/- 0.100]	4.6230E-001	-5.5188E-001 ✓ < : : : >
Co-57 Peak energy [UD: 1.2206E+002 +/- 0.500]	1.2211E+002	9.6542E-002 ✓ < : : : >
Co-57 Wtd mean activity [UD: 8.9000E-005 +/- 0.000]	5.6253E-005	-1.1292E+000 ✓ < : : : >
Cd-109 Peak energy [UD: 8.8030E+001 +/- 0.500]	8.8021E+001	-1.8616E-002 ✓ < : : : >
Cd-109 Wtd mean activity [UD: 5.6550E-003 +/- 0.002]	4.5724E-003	-5.8519E-001 ✓ < : : : >

Flags Key: LU = Lower/Upper Bounds Test (Ab = Above, Be = Below)
 SD = Sample Driven N-Sigma Test (In = Investigate, Ac = Action)
 UD = User Driven N-Sigma Test (In = Investigate, Ac = Action)
 BS = Measurement Bias Test (In = Investigate, Ac = Action)

Last Measurement Q.A. Report

10/18/07 8:09:26 AM

Page 1

 ***** GENIE QUALITY ASSURANCE *****

Last Results Report
 10/18/07 8:09:26 AM

QA File: C:\GENIE2K\CAMFILES\LGAM05S1.QAF
 Sample ID:
 Sample Quantity: 1.0000E+000
 Sample Date:
 Measurement Date: 10/18/07 7:10:10 AM
 Elapsed Live Time: 1000.0 seconds
 Elapsed Real Time: 1001.7 seconds

SKB
 10/18/07

Parameter Description [Mean +/- Std. Dev.]	Value	Deviation/Flags < LU : SD : UD : BS >
Am-241 Peak Energy [UD: 5.9500E+001+/- 0.500]	5.9501E+001	2.7924E-003 ✓ < : : : >
Am-241 Wtd mean activity [UD: 3.6200E-003+/- 0.000]	3.1246E-003	-2.6209E+000 ✓ < : : In : >
Am-241 Peak FWHM [UD: 5.1749E-001+/- 0.100]	4.4534E-001	-7.2148E-001 ✓ < : : : >
Co-57 Peak energy [UD: 1.2206E+002+/- 0.500]	1.2211E+002	9.4452E-002 ✓ < : : : >
Co-57 Wtd mean activity [UD: 8.9000E-005+/- 0.000]	6.0629E-005	-9.7832E-001 ✓ < : : : >
Cd-109 Peak energy [UD: 8.8030E+001+/- 0.500]	8.8045E+001	2.9678E-002 ✓ < : : : >
Cd-109 Wtd mean activity [UD: 5.6550E-003+/- 0.002]	4.1118E-003	-8.3416E-001 ✓ < : : : >

Flags Key: LU = Lower/Upper Bounds Test (Ab = Above, Be = Below)
 SD = Sample Driven N-Sigma Test (In = Investigate, Ac = Action)
 UD = User Driven N-Sigma Test (In = Investigate, Ac = Action)
 BS = Measurement Bias Test (In = Investigate, Ac = Action)

Last Measurement Q.A. Report

10/8/07 8:17:05 AM

Page 1

 ***** GENIE QUALITY ASSURANCE *****

Last Results Report
 10/8/07 8:17:05 AM

QA File: C:\GENIE2K\CAMFILES\LGAM05S1.QAF
 Sample ID: .
 Sample Quantity: 1.0000E+000
 Sample Date:
 Measurement Date: 10/8/07 7:14:14 AM
 Elapsed Live Time: 1000.0 seconds
 Elapsed Real Time: 1001.8 seconds

SKB
 10/8/07

Parameter Description [Mean +/- Std. Dev.]	Value	Deviation/Flags < LU : SD : UD : BS >
Am-241 Peak Energy [UD: 5.9500E+001+/- 0.500]	5.9492E+001	-1.5488E-002 ✓ < : : : >
Am-241 Wtd mean activity [UD: 3.6200E-003+/- 0.000]	3.3459E-003	-1.4505E+000 ✓ < : : : >
Am-241 Peak FWHM [UD: 5.1749E-001+/- 0.100]	4.4408E-001	-7.3405E-001 ✓ < : : : >
Co-57 Peak energy [UD: 1.2206E+002+/- 0.500]	1.2206E+002	-2.7313E-003 ✓ < : : : >
Co-57 Wtd mean activity [UD: 8.9000E-005+/- 0.000]	6.8287E-005	-7.1425E-001 ✓ < : : : >
Cd-109 Peak energy [UD: 8.8030E+001+/- 0.500]	8.8035E+001	1.0086E-002 ✓ < : : : >
Cd-109 Wtd mean activity [UD: 5.6550E-003+/- 0.002]	3.9802E-003	-9.0531E-001 ✓ < : : : >

Flags Key: LU = Lower/Upper Bounds Test (Ab = Above, Be = Below)
 SD = Sample Driven N-Sigma Test (In = Investigate, Ac = Action)
 UD = User Driven N-Sigma Test (In = Investigate, Ac = Action)
 BS = Measurement Bias Test (In = Investigate, Ac = Action)