



Figure 5-111. ISRS Node Locations – AB Shear Wall Response at Floor El. 100'-0" (3-F)



Figure 5-112. ISRS Node Locations – AB Shear Wall Response at Floor El. 156'-0" (6-F)



Figure 5-113. ISRS Node Locations – AB Shear Wall Response at Floor El. 195'-0" (8-1)



Figure 5-114. ISRS Node Locations – AB Shear Wall Response at Floor El. 213'-6" (8-4)



Figure 5-115. ISRS Node Locations – AB Shear Wall Response at Floor El. 114'-0" (3-M)



Figure 5-116. ISRS Node Locations – AB Floor Slab Response at Floor El. 55'-0" (1-F)



Figure 5-117. ISRS Node Locations – AB Floor Slab Response at Floor El. 100'-0" (3-F)



Figure 5-118. ISRS Node Locations – AB Floor Slab Response at Floor El. 156'-0" (6-F)





Figure 5-119. ISRS Node Locations – AB Floor Slab Response at Floor El. 195'-0" (8-1)



Figure 5-120. ISRS Node Locations – AB Floor Slab Response at Floor El. 213'-6" (8-4)




Figure 5-121. ISRS Node Locations – DFOST Room El.63'-0"




Figure 5-122. ISRS Node Locations – DFOST Room El.100'-0"

TS

Figure 5-123. ISRS Node Locations – EDGB El.100'-0"

TS

Figure 5-124. ISRS Node Locations – EDGB El.135'-0"

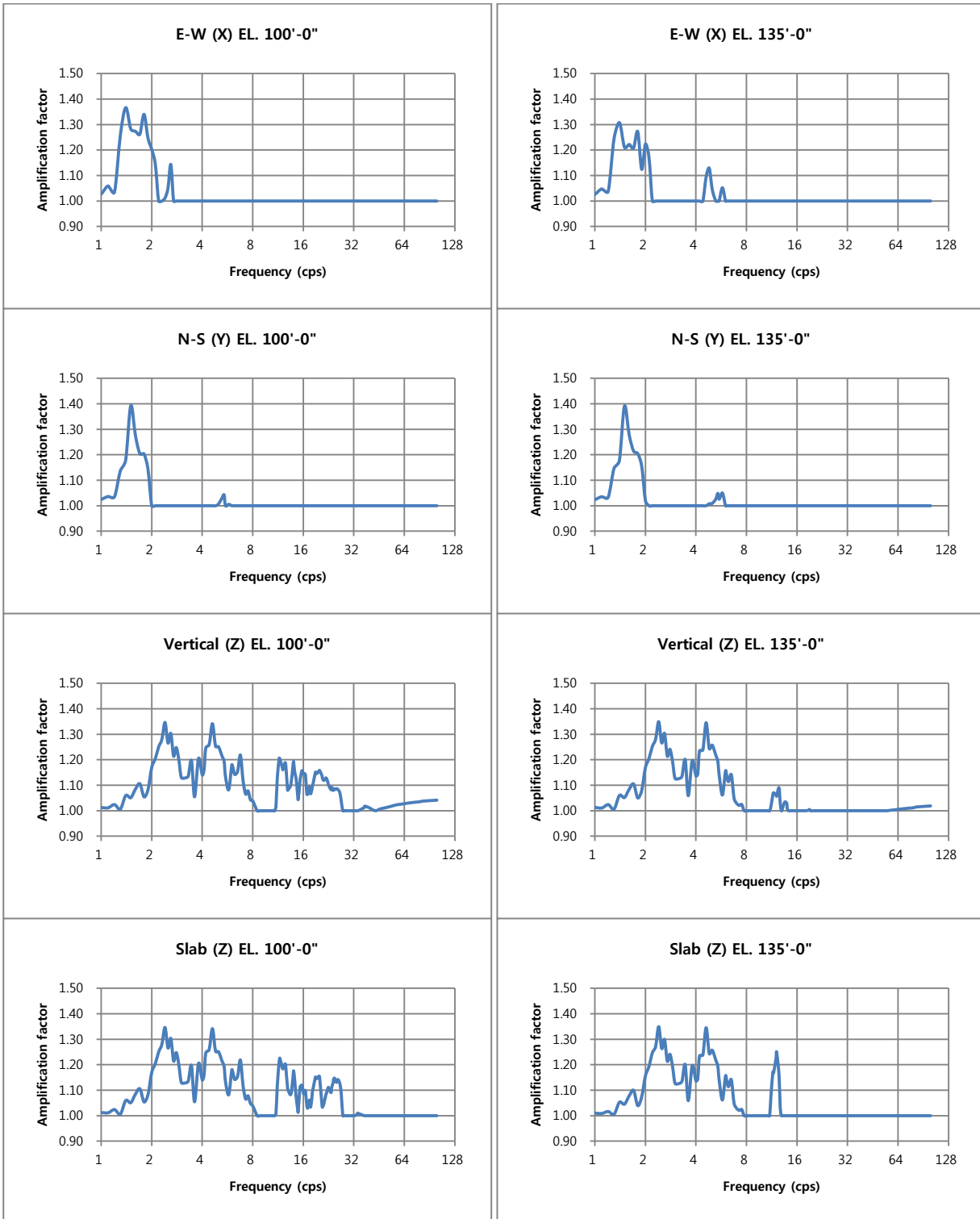


Figure 6-1. Amplification Factor of EDGB Wall and Slab ISRS

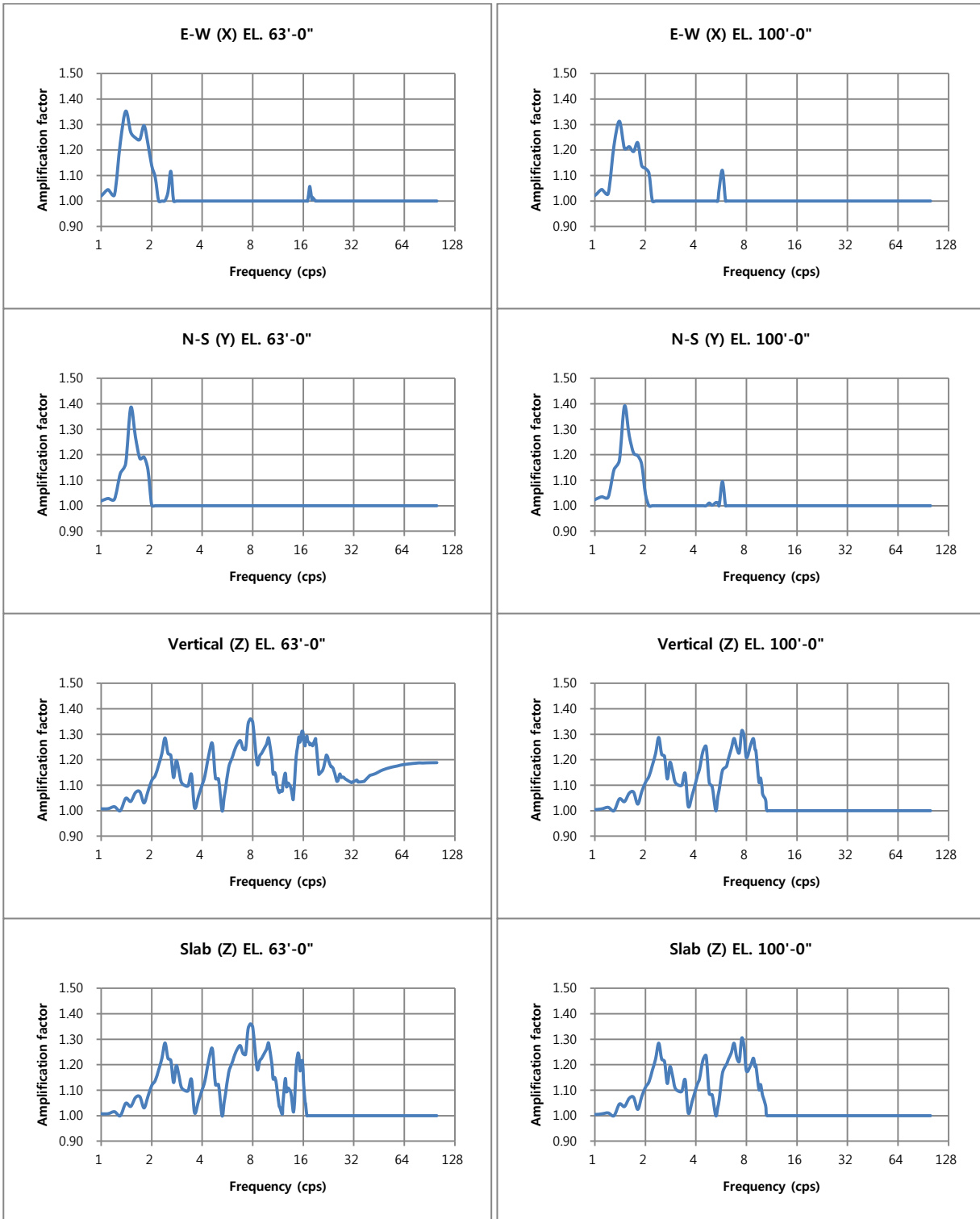


Figure 6-2. Amplification Factor of DFOST Room Wall and Slab ISRS