

Status:   Ⓢ       N       U

**Seismic Walkdown Checklist (SWC)**

Equipment ID No.   2SIS-MOV867A

Equip. Class 8A. Motor Operated Valve

Equipment Description   HHSI Isol to Cold Leg Injection

Location: Bldg.   AXLB       Floor El.   710       Room   AXLB 710 Boron Tank

Manufacturer, Model, Etc.   \_\_\_\_\_

**Instructions for Completing Checklist**

This checklist may be used to document the results of the Seismic Walkdown of an item of equipment on the SWEL. The space below each of the following questions may be used to record the results of judgments and findings. Additional space is provided at the end of this checklist for documenting other comments.

**Anchorage**

1. Is the anchorage configuration verification required (i.e., is the item one of the 50% of SWEL items requiring such verification)?

*MOV on ~4" diameter line that is well braced to the wall.*

Y	N
	X

2. Is the anchorage free of bent, broken, missing or loose hardware?

Y	N	U	N/A
			X

3. Is the anchorage free of corrosion that is more than mild surface oxidation?

*Valve found in very good condition.*

Y	N	U	N/A
			X

4. Is the anchorage free of visible cracks in the concrete near the anchors?

Y	N	U	N/A
			X

5. Is the anchorage configuration consistent with plant documentation?

(Note: This question only applies if the item is one of the 50% for which an anchorage configuration verification is required.)

Y	N	U	N/A
			X

6. Based on the above anchorage evaluations, is the anchorage free of potentially adverse seismic conditions?

Y	N	U
X		

Status: ☒ Y    ☐ N    ☐ U

**Seismic Walkdown Checklist (SWC)**

Equipment ID No. 2SIS-MOV867A

Equip. Class 8A. Motor Operated Valve

Equipment Description HHSI Isol to Cold Leg Injection

**Interaction Effects**

7. Are soft targets free from impact by nearby equipment or structures?

Y	N	U	N/A
<input checked="" type="checkbox"/> X	<input type="checkbox"/>	<input type="checkbox"/>	<input type="checkbox"/>

8. Are overhead equipment, distribution systems, ceiling tiles and lighting, and masonry block walls not likely to collapse onto the equipment?

Y	N	U	N/A
<input checked="" type="checkbox"/> X	<input type="checkbox"/>	<input type="checkbox"/>	<input type="checkbox"/>

9. Do attached lines have adequate flexibility to avoid damage?

*Attached lines have adequate flexibility.*

Y	N	U	N/A
<input checked="" type="checkbox"/> X	<input type="checkbox"/>	<input type="checkbox"/>	<input type="checkbox"/>

10. Based on the above seismic interaction evaluations, is equipment free of potentially adverse seismic interaction effects?

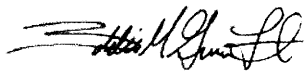
Y	N	U
<input checked="" type="checkbox"/> X	<input type="checkbox"/>	<input type="checkbox"/>

**Other Adverse Conditions**

11. Have you looked for and found no other seismic conditions that could adversely affect the safety functions of the equipment?

Y	N	U
<input checked="" type="checkbox"/> X	<input type="checkbox"/>	<input type="checkbox"/>

**Comments** (Additional pages may be added as necessary)



Evaluated by: Eddie M. Guerra

Date: 10/10/2012



Brian A. Lucarelli

Date: 10/10/2012



Status:   Ⓢ       N       U

**Seismic Walkdown Checklist (SWC)**

Equipment ID No.   2SIS-MOV867A

Equip. Class 8A. Motor Operated Valve

Equipment Description   HHSI Isol to Cold Leg Injection

Other supporting or relevant documents and photos (if any):



File Name: 2-61-1-2-01.jpeg

Description: Component Plate ID



File Name: 2-62-1-2-01.jpeg

Description: General View of Component

Status:   Ⓢ       N       U

**Seismic Walkdown Checklist (SWC)**

Equipment ID No.   2SIS-MOV867A

Equip. Class 8A. Motor Operated Valve

Equipment Description       HHSI Isol to Cold Leg Injection



File Name: 2-63-1-2-01.jpeg

Description: General View of Component Area

Status:    ☒    N    U

**Seismic Walkdown Checklist (SWC)**

Equipment ID No.    2SIS-MOV8811A

Equip. Class 8A. Motor Operated Valve

Equipment Description    Recirc. ISO VLV's

Location: Bldg.    SFGB    Floor El.    718    Room    SFGD 718 West

Manufacturer, Model, Etc. \_\_\_\_\_

**Instructions for Completing Checklist**

This checklist may be used to document the results of the Seismic Walkdown of an item of equipment on the SWEL. The space below each of the following questions may be used to record the results of judgments and findings. Additional space is provided at the end of this checklist for documenting other comments.

**Anchorage**

1. Is the anchorage configuration verification required (i.e., is the item one of the 50% of SWEL items requiring such verification)?

Y	N
	X

*MOV mounted on ~10" diameter line. Valve has substantial yoke and piping near the valve is well supported.*

2. Is the anchorage free of bent, broken, missing or loose hardware?

Y	N	U	N/A
			X

3. Is the anchorage free of corrosion that is more than mild surface oxidation?

Y	N	U	N/A
			X

*Valve found in good condition*

4. Is the anchorage free of visible cracks in the concrete near the anchors?

Y	N	U	N/A
			X

5. Is the anchorage configuration consistent with plant documentation?

(Note: This question only applies if the item is one of the 50% for which an anchorage configuration verification is required.)

Y	N	U	N/A
			X

6. Based on the above anchorage evaluations, is the anchorage free of potentially adverse seismic conditions?

Y	N	U
X		

Status: ☒ Y ☐ N ☐ U

**Seismic Walkdown Checklist (SWC)**

Equipment ID No. 2SIS-MOV8811A

Equip. Class 8A. Motor Operated Valve

Equipment Description Recirc. ISO VLV's

**Interaction Effects**

7. Are soft targets free from impact by nearby equipment or structures?

Y	N	U	N/A
X			

8. Are overhead equipment, distribution systems, ceiling tiles and lighting, and masonry block walls not likely to collapse onto the equipment?

Y	N	U	N/A
X			

9. Do attached lines have adequate flexibility to avoid damage?  
*Attached lines found with adequate flexibility.*

Y	N	U	N/A
X			

10. Based on the above seismic interaction evaluations, is equipment free of potentially adverse seismic interaction effects?


Y	N	U
X		

**Other Adverse Conditions**

11. Have you looked for and found no other seismic conditions that could adversely affect the safety functions of the equipment?

Y	N	U
X		

**Comments** (Additional pages may be added as necessary)



Evaluated by: Eddie M. Guerra Date: 10/10/2012



Brian A. Lucarelli Date: 10/10/2012



Status:   Ⓢ   N   U

**Seismic Walkdown Checklist (SWC)**

Equipment ID No.   2SIS-MOV8811A

Equip. Class 8A. Motor Operated Valve

Equipment Description   Recirc. ISO VLV's

Other supporting or relevant documents and photos (if any):



File Name: 2-61-8-2-23.jpeg

Description: Component Plate ID



File Name: 2-62-8-2-23.jpeg

Description: General View of Component


Status:   Ⓢ   N   U

**Seismic Walkdown Checklist (SWC)**

Equipment ID No.   2SIS-MOV8811A

Equip. Class 8A. Motor Operated Valve

Equipment Description   Recirc. ISO VLV's



File Name: 2-63-8-2-23.jpeg  
Description: View of Attached Lines

Status:   Ⓢ   N   U

**Seismic Walkdown Checklist (SWC)**

Equipment ID No. 2SIS-P21A                      Equip. Class 5. Horizontal Pumps

Equipment Description   Low Head Safety INJ Pump P21A

Location: Bldg.   SFGB                      Floor El.   718                      Room   SFGD 718

Manufacturer, Model, Etc. \_\_\_\_\_

**Instructions for Completing Checklist**

This checklist may be used to document the results of the Seismic Walkdown of an item of equipment on the SWEL. The space below each of the following questions may be used to record the results of judgments and findings. Additional space is provided at the end of this checklist for documenting other comments.

**Anchorage**

1. Is the anchorage configuration verification required (i.e., is the item one of the 50% of SWEL items requiring such verification)?

*Skid supporting pump and motor has 10- 1 1/2" diameter anchors.*

Y	N
X	

2. Is the anchorage free of bent, broken, missing or loose hardware?

Y	N	U	N/A
X			

3. Is the anchorage free of corrosion that is more than mild surface oxidation?

Y	N	U	N/A
X			

4. Is the anchorage free of visible cracks in the concrete near the anchors?

Y	N	U	N/A
X			

5. Is the anchorage configuration consistent with plant documentation?

(Note: This question only applies if the item is one of the 50% for which an anchorage configuration verification is required.)

Y	N	U	N/A
X			

*Drawing 2002.290-001-002 indicates skid supporting pump and motor has 10-1 1/2" diameter anchors. Anchorage confirmed to be consistent with design documentation.*

6. Based on the above anchorage evaluations, is the anchorage free of potentially adverse seismic conditions?

Y	N	U
X		

Status: ☒ Y    ☐ N    ☐ U

**Seismic Walkdown Checklist (SWC)**

Equipment ID No. 2SIS-P21A Equip. Class 5. Horizontal Pumps

Equipment Description Low Head Safety INJ Pump P21A

**Interaction Effects**

7. Are soft targets free from impact by nearby equipment or structures?

Y	N	U	N/A
X			

8. Are overhead equipment, distribution systems, ceiling tiles and lighting, and masonry block walls not likely to collapse onto the equipment?

Y	N	U	N/A
X			

9. Do attached lines have adequate flexibility to avoid damage?

Y	N	U	N/A
X			

10. Based on the above seismic interaction evaluations, is equipment free of potentially adverse seismic interaction effects?


Y	N	U
X		

**Other Adverse Conditions**

11. Have you looked for and found no other seismic conditions that could adversely affect the safety functions of the equipment?

Y	N	U
X		

**Comments** (Additional pages may be added as necessary)



Evaluated by: Eddie M. Guerra Date: 10/10/2012



Brian A. Lucarelli Date: 10/10/2012




Status:   Ⓢ       N       U

**Seismic Walkdown Checklist (SWC)**


Equipment ID No.   2SIS-P21A                      Equip. Class 5. Horizontal Pumps

Equipment Description       Low Head Safety INJ Pump P21A

Other supporting or relevant documents and photos (if any):



File Name: 2-61-5-2-23.jpeg  
Description: Component Plate ID



File Name: 2-62-5-2-23.jpeg  
Description: General View of Component

Status:   Ⓢ       N       U

**Seismic Walkdown Checklist (SWC)**

Equipment ID No.   2SIS-P21A                      Equip. Class 5. Horizontal Pumps

Equipment Description   Low Head Safety INJ Pump P21A



File Name: 2-63-5-2-23.jpeg  
Description: Close Up View of Anchorage



File Name: 2-64-5-2-23.jpeg  
Description: View of Attached Lines

Status: ☒ Y    ☐ N    ☐ U

**Seismic Walkdown Checklist (SWC)**

Equipment ID No. 2SVS-HCV104

Equip. Class 7. Pneumatic-Operated Valves

Equipment Description Residual Heat Release Valve

Location: Bldg. MSCV Floor El. 773 Room Main Steam Room El 778

Manufacturer, Model, Etc. \_\_\_\_\_

**Instructions for Completing Checklist**

This checklist may be used to document the results of the Seismic Walkdown of an item of equipment on the SWEL. The space below each of the following questions may be used to record the results of judgments and findings. Additional space is provided at the end of this checklist for documenting other comments.

**Anchorage**

1. Is the anchorage configuration verification required (i.e., is the item one of the 50% of SWEL items requiring such verification)?

*Valve on ~12" diameter pipe.*

Y	N
	X

2. Is the anchorage free of bent, broken, missing or loose hardware?

Y	N	U	N/A
			X

3. Is the anchorage free of corrosion that is more than mild surface oxidation?

Y	N	U	N/A
			X

4. Is the anchorage free of visible cracks in the concrete near the anchors?

Y	N	U	N/A
			X

5. Is the anchorage configuration consistent with plant documentation?

(Note: This question only applies if the item is one of the 50% for which an anchorage configuration verification is required.)

Y	N	U	N/A
			X

6. Based on the above anchorage evaluations, is the anchorage free of potentially adverse seismic conditions?

Y	N	U
X		

Status: ☒ Y    ☐ N    ☐ U

**Seismic Walkdown Checklist (SWC)**

Equipment ID No. 2SVS-HCV104

Equip. Class 7. Pneumatic-Operated Valves

Equipment Description Residual Heat Release Valve

**Interaction Effects**

7. Are soft targets free from impact by nearby equipment or structures?

Y	N	U	N/A
X			

8. Are overhead equipment, distribution systems, ceiling tiles and lighting, and masonry block walls not likely to collapse onto the equipment?

Y	N	U	N/A
X			

9. Do attached lines have adequate flexibility to avoid damage?

*Attached lines found with adequate flexibility.*

Y	N	U	N/A
X			

10. Based on the above seismic interaction evaluations, is equipment free of potentially adverse seismic interaction effects?


Y	N	U
X		

**Other Adverse Conditions**

11. Have you looked for and found no other seismic conditions that could adversely affect the safety functions of the equipment?

Y	N	U
X		

**Comments** (Additional pages may be added as necessary)



Evaluated by: Eddie M. Guerra

Date: 10/10/2012



Brian A. Lucarelli

Date: 10/10/2012



Status:   Ⓢ       N       U

**Seismic Walkdown Checklist (SWC)**

Equipment ID No.   2SVS-HCV104

Equip. Class 7. Pneumatic-Operated Valves


Equipment Description   Residual Heat Release Valve

Other supporting or relevant documents and photos (if any):



File Name: 2-61-4-2-16.jpeg

Description: Component Tag ID



File Name: 2-62-4-2-16.jpeg

Description: General View of Component


Status:   Ⓢ   N   U

**Seismic Walkdown Checklist (SWC)**

Equipment ID No.   2SVS-HCV104

Equip. Class 7. Pneumatic-Operated Valves

Equipment Description   Residual Heat Release Valve



File Name: 2-63-4-2-16.jpeg

Description: View of Component and Main Line

Status: ☒ Y      ☐ N      ☐ U

**Seismic Walkdown Checklist (SWC)**

Equipment ID No. 2SVS-PCV101A

Equip. Class 0. Other

Equipment Description Atmos Steam Dump Valve Motor

Location: Bldg. MSCV Floor El. 773 Room Main Steam Room Upper Plat.

Manufacturer, Model, Etc. \_\_\_\_\_

**Instructions for Completing Checklist**

This checklist may be used to document the results of the Seismic Walkdown of an item of equipment on the SWEL. The space below each of the following questions may be used to record the results of judgments and findings. Additional space is provided at the end of this checklist for documenting other comments.

**Anchorage**

1. Is the anchorage configuration verification required (i.e., is the item one of the 50% of SWEL items requiring such verification)?

Y	N
	X

*Valve with substantial yoke. Piping is well supported within ~6' of valve on each side.*

2. Is the anchorage free of bent, broken, missing or loose hardware?

Y	N	U	N/A
			X

3. Is the anchorage free of corrosion that is more than mild surface oxidation?

Y	N	U	N/A
			X

*Valve found in good condition.*

4. Is the anchorage free of visible cracks in the concrete near the anchors?

Y	N	U	N/A
			X

5. Is the anchorage configuration consistent with plant documentation?  
(Note: This question only applies if the item is one of the 50% for which an anchorage configuration verification is required.)

Y	N	U	N/A
			X

6. Based on the above anchorage evaluations, is the anchorage free of potentially adverse seismic conditions?

Y	N	U
X		

Status: ☒ Y ☐ N ☐ U

**Seismic Walkdown Checklist (SWC)**

Equipment ID No. 2SVS-PCV101A Equip. Class 0. Other

Equipment Description Atmos Steam Dump Valve Motor

**Interaction Effects**

7. Are soft targets free from impact by nearby equipment or structures?

Y	N	U	N/A
X			

8. Are overhead equipment, distribution systems, ceiling tiles and lighting, and masonry block walls not likely to collapse onto the equipment?

Y	N	U	N/A
X			

9. Do attached lines have adequate flexibility to avoid damage?  
*Attached lines found with adequate flexibility.*

Y	N	U	N/A
X			

10. Based on the above seismic interaction evaluations, is equipment free of potentially adverse seismic interaction effects?


Y	N	U
X		

**Other Adverse Conditions**

11. Have you looked for and found no other seismic conditions that could adversely affect the safety functions of the equipment?

Y	N	U
X		

**Comments** (Additional pages may be added as necessary)



Evaluated by: Eddie M. Guerra Date: 10/10/2012



Brian A. Lucarelli Date: 10/10/2012




Status:   Ⓢ       N       U

**Seismic Walkdown Checklist (SWC)**


Equipment ID No.   2SVS-PCV101A                      Equip. Class 0. Other

Equipment Description           Atmos Steam Dump Valve Motor

Other supporting or relevant documents and photos (if any):



File Name: 2-61-3-2-16.jpeg  
Description: Component Tag ID



File Name: 2-62-3-2-16.jpeg  
Description: General View of Component


Status:   Ⓢ   N   U

**Seismic Walkdown Checklist (SWC)**

Equipment ID No.   2SVS-PCV101A

Equip. Class 0. Other

Equipment Description   Atmos Steam Dump Valve Motor



File Name: 2-63-3-2-16.jpeg

Description: View of Component and Main Line

Status:    ☒    N    U

**Seismic Walkdown Checklist (SWC)**

Equipment ID No.    2SWS-57

Equip. Class 0D. Other-Check Valve or Manual Valve

Equipment Description    SW PP (2SWS\*P21A) Disch

Location: Bldg.    INTS    Floor El.    705    Room    Intake Cubicle D

Manufacturer, Model, Etc.    \_\_\_\_\_

**Instructions for Completing Checklist**

This checklist may be used to document the results of the Seismic Walkdown of an item of equipment on the SWEL. The space below each of the following questions may be used to record the results of judgments and findings. Additional space is provided at the end of this checklist for documenting other comments.

**Anchorage**

1. Is the anchorage configuration verification required (i.e., is the item one of the 50% of SWEL items requiring such verification)?

*Check valve on well-supported large diameter pipe. Main line is covered with insulation/cladding.*

Y	N
	X

2. Is the anchorage free of bent, broken, missing or loose hardware?

Y	N	U	N/A
			X

3. Is the anchorage free of corrosion that is more than mild surface oxidation?

Y	N	U	N/A
			X

4. Is the anchorage free of visible cracks in the concrete near the anchors?

Y	N	U	N/A
			X

5. Is the anchorage configuration consistent with plant documentation?  
(Note: This question only applies if the item is one of the 50% for which an anchorage configuration verification is required.)

Y	N	U	N/A
			X

6. Based on the above anchorage evaluations, is the anchorage free of potentially adverse seismic conditions?

Y	N	U
X		

Status:   Ⓢ       N       U

**Seismic Walkdown Checklist (SWC)**

Equipment ID No.   2SWS-57

Equip. Class 0D. Other-Check Valve or Manual Valve

Equipment Description   SW PP (2SWS\*P21A) Disch

**Interaction Effects**

7. Are soft targets free from impact by nearby equipment or structures?

Y	N	U	N/A
X			

8. Are overhead equipment, distribution systems, ceiling tiles and lighting, and masonry block walls not likely to collapse onto the equipment?

Y	N	U	N/A
X			

9. Do attached lines have adequate flexibility to avoid damage?

Y	N	U	N/A
X			

10. Based on the above seismic interaction evaluations, is equipment free of potentially adverse seismic interaction effects?

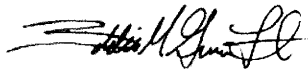
Y	N	U
X		

**Other Adverse Conditions**

11. Have you looked for and found no other seismic conditions that could adversely affect the safety functions of the equipment?

Y	N	U
X		

**Comments** (Additional pages may be added as necessary)



Evaluated by:   Eddie M. Guerra       Date:   10/10/2012



Brian A. Lucarelli       Date:   10/10/2012



Status:   Ⓢ       N       U


**Seismic Walkdown Checklist (SWC)**

Equipment ID No.   2SWS-57

Equip. Class 0D. Other-Check Valve or Manual Valve


Equipment Description   SW PP (2SWS\*P21A) Disch

Other supporting or relevant documents and photos (if any):



File Name: 2SWS-57(1).jpg

Description: Component Tag ID



File Name: 2SWS-57(2).jpg

Description: General View of Component

Status: ☒ Y    ☐ N    ☐ U

**Seismic Walkdown Checklist (SWC)**

Equipment ID No. 2SWS-EJM221A

Equip. Class 0. Other \_\_\_\_\_

Equipment Description SWS Pump Discharge Expansion

Location: Bldg. INTS Floor El. 705 Room Intake Cubicle C

Manufacturer, Model, Etc. \_\_\_\_\_

**Instructions for Completing Checklist**

This checklist may be used to document the results of the Seismic Walkdown of an item of equipment on the SWEL. The space below each of the following questions may be used to record the results of judgments and findings. Additional space is provided at the end of this checklist for documenting other comments.

**Anchorage**

1. Is the anchorage configuration verification required (i.e., is the item one of the 50% of SWEL items requiring such verification)?

Y	N
	X

*Expansion joint at pump discharge nozzle found in good condition. Pipe is well supported in area of expansion joint.*

2. Is the anchorage free of bent, broken, missing or loose hardware?

Y	N	U	N/A
			X

3. Is the anchorage free of corrosion that is more than mild surface oxidation?

Y	N	U	N/A
			X

4. Is the anchorage free of visible cracks in the concrete near the anchors?

Y	N	U	N/A
			X

5. Is the anchorage configuration consistent with plant documentation?  
(Note: This question only applies if the item is one of the 50% for which an anchorage configuration verification is required.)

Y	N	U	N/A
			X

6. Based on the above anchorage evaluations, is the anchorage free of potentially adverse seismic conditions?

Y	N	U
X		

Status: ☒ Y ☐ N ☐ U

**Seismic Walkdown Checklist (SWC)**

Equipment ID No. 2SWS-EJM221A Equip. Class 0. Other

Equipment Description SWS Pump Discharge Expansion

**Interaction Effects**

7. Are soft targets free from impact by nearby equipment or structures?

Y	N	U	N/A
X			

8. Are overhead equipment, distribution systems, ceiling tiles and lighting, and masonry block walls not likely to collapse onto the equipment?

Y	N	U	N/A
X			

9. Do attached lines have adequate flexibility to avoid damage?

Y	N	U	N/A
X			

10. Based on the above seismic interaction evaluations, is equipment free of potentially adverse seismic interaction effects?


Y	N	U
X		

**Other Adverse Conditions**

11. Have you looked for and found no other seismic conditions that could adversely affect the safety functions of the equipment?

Y	N	U
X		

**Comments** (Additional pages may be added as necessary)



Evaluated by: Eddie M. Guerra Date: 10/10/2012



Brian A. Lucarelli Date: 10/10/2012

Status:    ☒    ☐ N    ☐ U


**Seismic Walkdown Checklist (SWC)**

Equipment ID No.    2SWS-EJM221A

Equip. Class 0. Other


Equipment Description    SWS Pump Discharge Expansion

Other supporting or relevant documents and photos (if any):



File Name: 2SWS-EJM221A(1).jpg

Description: General View of Component



File Name: 2SWS-EJM221A(2).jpg

Description: General View of Component



Status: ☒ Y ☐ N ☐ U

**Seismic Walkdown Checklist (SWC)**

Equipment ID No. 2SWS-MOV104A

Equip. Class 8A. Motor Operated Valve

Equipment Description Inlet Isolation To E21A RSS HX-C

Location: Bldg. SFGB Floor El. 718 Room SFGD 718 West

Manufacturer, Model, Etc. \_\_\_\_\_

**Instructions for Completing Checklist**

This checklist may be used to document the results of the Seismic Walkdown of an item of equipment on the SWEL. The space below each of the following questions may be used to record the results of judgments and findings. Additional space is provided at the end of this checklist for documenting other comments.

**Anchorage**

1. Is the anchorage configuration verification required (i.e., is the item one of the 50% of SWEL items requiring such verification)?

*MOV mounted on ~14" diameter insulated line.*

Y	N
	X

2. Is the anchorage free of bent, broken, missing or loose hardware?

Y	N	U	N/A
			X

3. Is the anchorage free of corrosion that is more than mild surface oxidation?

*Valve found in good condition*

Y	N	U	N/A
			X

4. Is the anchorage free of visible cracks in the concrete near the anchors?

Y	N	U	N/A
			X

5. Is the anchorage configuration consistent with plant documentation?

(Note: This question only applies if the item is one of the 50% for which an anchorage configuration verification is required.)

Y	N	U	N/A
			X

6. Based on the above anchorage evaluations, is the anchorage free of potentially adverse seismic conditions?

Y	N	U
X		

Status: ☒ Y ☐ N ☐ U

**Seismic Walkdown Checklist (SWC)**

Equipment ID No. 2SWS-MOV104A

Equip. Class 8A. Motor Operated Valve

Equipment Description Inlet Isolation To E21A RSS HX-C

**Interaction Effects**

7. Are soft targets free from impact by nearby equipment or structures?

Y	N	U	N/A
X			

8. Are overhead equipment, distribution systems, ceiling tiles and lighting, and masonry block walls not likely to collapse onto the equipment?

Y	N	U	N/A
X			

9. Do attached lines have adequate flexibility to avoid damage?

*Attached lines found with adequate flexibility.*

Y	N	U	N/A
X			

10. Based on the above seismic interaction evaluations, is equipment free of potentially adverse seismic interaction effects?

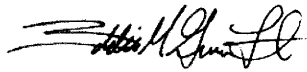
Y	N	U
X		

**Other Adverse Conditions**

11. Have you looked for and found no other seismic conditions that could adversely affect the safety functions of the equipment?

Y	N	U
X		

**Comments** (Additional pages may be added as necessary)



Evaluated by: Eddie M. Guerra Date: 10/10/2012



Brian A. Lucarelli Date: 10/10/2012

Status:   Ⓢ       N       U

**Seismic Walkdown Checklist (SWC)**

Equipment ID No.   2SWS-MOV104A

Equip. Class 8A. Motor Operated Valve

Equipment Description       Inlet Isolation To E21A RSS HX-C

Other supporting or relevant documents and photos (if any):



File Name: 2-61-6-2-23.jpeg

Description: Component Plate ID



File Name: 2-62-6-2-23.jpeg

Description: General View of Component


Status:   Ⓢ       N       U

**Seismic Walkdown Checklist (SWC)**

Equipment ID No.   2SWS-MOV104A

Equip. Class 8A. Motor Operated Valve

Equipment Description       Inlet Isolation To E21A RSS HX-C



File Name: 2-63-6-2-23.jpeg

Description: View of Component and Main Line

Status: ☒ Y    ☐ N    ☐ U

**Seismic Walkdown Checklist (SWC)**

Equipment ID No. 2SWS-MOV106A

Equip. Class 8A. Motor Operated Valve

Equipment Description Supply To CCR HX "A" Header - C/S

Location: Bldg. VLVP Floor El. 718 Room Valve Pit A

Manufacturer, Model, Etc. \_\_\_\_\_

**Instructions for Completing Checklist**

This checklist may be used to document the results of the Seismic Walkdown of an item of equipment on the SWEL. The space below each of the following questions may be used to record the results of judgments and findings. Additional space is provided at the end of this checklist for documenting other comments.

**Anchorage**

1. Is the anchorage configuration verification required (i.e., is the item one of the 50% of SWEL items requiring such verification)?

Y	N
	X

*Large MOV side mounted on large diameter line covered with insulation. Main line is well supported at wall penetration and within ~5 feet of valve.*

2. Is the anchorage free of bent, broken, missing or loose hardware?

Y	N	U	N/A
			X

3. Is the anchorage free of corrosion that is more than mild surface oxidation?

Y	N	U	N/A
			X

4. Is the anchorage free of visible cracks in the concrete near the anchors?

Y	N	U	N/A
			X

5. Is the anchorage configuration consistent with plant documentation?  
(Note: This question only applies if the item is one of the 50% for which an anchorage configuration verification is required.)

Y	N	U	N/A
			X

6. Based on the above anchorage evaluations, is the anchorage free of potentially adverse seismic conditions?

Y	N	U
X		

Status: ☒ Y ☐ N ☐ U

**Seismic Walkdown Checklist (SWC)**

Equipment ID No. 2SWS-MOV106A

Equip. Class 8A. Motor Operated Valve

Equipment Description Supply To CCR HX "A" Header - C/S

**Interaction Effects**

7. Are soft targets free from impact by nearby equipment or structures?

Y	N	U	N/A
X			

8. Are overhead equipment, distribution systems, ceiling tiles and lighting, and masonry block walls not likely to collapse onto the equipment?

Y	N	U	N/A
X			

9. Do attached lines have adequate flexibility to avoid damage?  
*Attached lines have adequate flexibility.*

Y	N	U	N/A
X			

10. Based on the above seismic interaction evaluations, is equipment free of potentially adverse seismic interaction effects?


Y	N	U
X		

**Other Adverse Conditions**

11. Have you looked for and found no other seismic conditions that could adversely affect the safety functions of the equipment?

Y	N	U
X		

**Comments** (Additional pages may be added as necessary)



Evaluated by: Eddie M. Guerra Date: 10/10/2012



Brian A. Lucarelli Date: 10/10/2012



Status:   Ⓢ   N   U

**Seismic Walkdown Checklist (SWC)**

Equipment ID No.   2SWS-MOV106A

Equip. Class 8A. Motor Operated Valve

Equipment Description   Supply To CCR HX "A" Header - C/S

Other supporting or relevant documents and photos (if any):



File Name: 2SWS-MOV106A(1).jpg  
Description: Component Tag ID



File Name: 2SWS-MOV106A(2).jpg  
Description: General View of Component

Status:   Ⓢ   N   U

**Seismic Walkdown Checklist (SWC)**

Equipment ID No.   2SWS-MOV106A

Equip. Class 8A. Motor Operated Valve

Equipment Description   Supply To CCR HX "A" Header - C/S



File Name: 2SWS-MOV106A(3).jpg  
Description: View of Attached Lines



Status: Y    Ⓝ    U

**Seismic Walkdown Checklist (SWC)**

Equipment ID No. 2SWS-MOV113A

Equip. Class 8A. Motor Operated Valve

Equipment Description DG HX E21/22 Inlet Isolation C/S

Location: Bldg. DGBX

Floor El. 732

Room EDG 2-1

Manufacturer, Model, Etc. \_\_\_\_\_

**Instructions for Completing Checklist**

This checklist may be used to document the results of the Seismic Walkdown of an item of equipment on the SWEL. The space below each of the following questions may be used to record the results of judgments and findings. Additional space is provided at the end of this checklist for documenting other comments.

**Anchorage**

1. Is the anchorage configuration verification required (i.e., is the item one of the 50% of SWEL items requiring such verification)?

*MOV on ~1ft diam main line. Main line is well supported and covered in insulation/cladding.*

Y	N
	X

2. Is the anchorage free of bent, broken, missing or loose hardware?

Y	N	U	N/A
			X

3. Is the anchorage free of corrosion that is more than mild surface oxidation?

*Both packing nuts observed to have moderate corrosion. CR-2012-14409 written to document this condition.*

Y	N	U	N/A
	X		

4. Is the anchorage free of visible cracks in the concrete near the anchors?

Y	N	U	N/A
			X

5. Is the anchorage configuration consistent with plant documentation?

(Note: This question only applies if the item is one of the 50% for which an anchorage configuration verification is required.)

Y	N	U	N/A
			X

6. Based on the above anchorage evaluations, is the anchorage free of potentially adverse seismic conditions?

Y	N	U
	X	

Status: Y Ⓝ U

**Seismic Walkdown Checklist (SWC)**

Equipment ID No. 2SWS-MOV113A

Equip. Class 8A. Motor Operated Valve

Equipment Description DG HX E21/22 Inlet Isolation C/S

**Interaction Effects**

7. Are soft targets free from impact by nearby equipment or structures?

Y	N	U	N/A
X			

8. Are overhead equipment, distribution systems, ceiling tiles and lighting, and masonry block walls not likely to collapse onto the equipment?

Y	N	U	N/A
X			

9. Do attached lines have adequate flexibility to avoid damage?  
*Attached lines have adequate flexibility.*

Y	N	U	N/A
X			

10. Based on the above seismic interaction evaluations, is equipment free of potentially adverse seismic interaction effects?


Y	N	U
X		

**Other Adverse Conditions**

11. Have you looked for and found no other seismic conditions that could adversely affect the safety functions of the equipment?  
*Deficiency tagged as "packing leak" (Notification no. 600716354).*

Y	N	U
X		

**Comments** (Additional pages may be added as necessary)



Evaluated by: Eddie M. Guerra Date: 10/10/2012



Brian A. Lucarelli Date: 10/10/2012

Status: Y     $\text{N}$     U

**Seismic Walkdown Checklist (SWC)**

Equipment ID No. 2SWS-MOV113A


Equip. Class 8A. Motor Operated Valve

Equipment Description DG HX E21/22 Inlet Isolation C/S

Other supporting or relevant documents and photos (if any):



File Name: 2SWS-MOV113A(1).jpg  
Description: Component Plate ID



File Name: 2SWS-MOV113A(2).jpg  
Description: General View of Component

Status: Y (N) U

Seismic Walkdown Checklist (SWC)

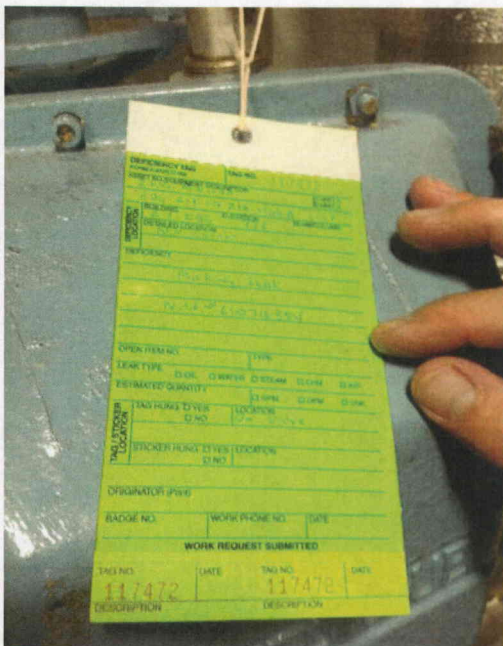
Equipment ID No. 2SWS-MOV113A

Equip. Class 8A. Motor Operated Valve

Equipment Description DG HX E21/22 Inlet Isolation C/S



File Name: 2SWS-MOV113A(3).jpg  
Description: View of Corroded Packer Nuts



File Name: 2SWS-MOV113A(4).jpg  
Description: Deficiency Tag on Component



Status: Y Ⓝ U

**Seismic Walkdown Checklist (SWC)**

Equipment ID No. 2SWS-P21A Equip. Class 6. Vertical Pumps

Equipment Description Service Water Pump 21A

Location: Bldg. INTS Floor El. 705 Room Intake Cubicle D

Manufacturer, Model, Etc. \_\_\_\_\_

**Instructions for Completing Checklist**

This checklist may be used to document the results of the Seismic Walkdown of an item of equipment on the SWEL. The space below each of the following questions may be used to record the results of judgments and findings. Additional space is provided at the end of this checklist for documenting other comments.

**Anchorage**

1. Is the anchorage configuration verification required (i.e., is the item one of the 50% of SWEL items requiring such verification)?

Y	N
X	

*Vertical pump attached to base plate with 12~1" diameter machine bolts. Base plate is anchored with 12-1 1/2" diameter anchors around perimeter.*

2. Is the anchorage free of bent, broken, missing or loose hardware?

Y	N	U	N/A
X			

3. Is the anchorage free of corrosion that is more than mild surface oxidation?

Y	N	U	N/A
	X		

*Pump is leaking oil. Most anchor bolts have minor corrosion, 2 machine bolts have moderate corrosion with material degradation. CR-2012-14408 generated to document this issue.*

4. Is the anchorage free of visible cracks in the concrete near the anchors?

Y	N	U	N/A
X			

5. Is the anchorage configuration consistent with plant documentation?

(Note: This question only applies if the item is one of the 50% for which an anchorage configuration verification is required.)

Y	N	U	N/A
X			

*Calculation 731-N-0027 confirms anchorage configuration as stated in item 1 above.*

6. Based on the above anchorage evaluations, is the anchorage free of potentially adverse seismic conditions?

Y	N	U
	X	

Status: Y Ⓝ U

**Seismic Walkdown Checklist (SWC)**

Equipment ID No. 2SWS-P21A Equip. Class 6. Vertical Pumps

Equipment Description Service Water Pump 21A

**Interaction Effects**

7. Are soft targets free from impact by nearby equipment or structures?

Y	N	U	N/A
X			

8. Are overhead equipment, distribution systems, ceiling tiles and lighting, and masonry block walls not likely to collapse onto the equipment?  
*Flourescent light supported by chain has potential to impact pump. Judged not to be damaging.*

Y	N	U	N/A
X			

9. Do attached lines have adequate flexibility to avoid damage?

Y	N	U	N/A
X			

10. Based on the above seismic interaction evaluations, is equipment free of potentially adverse seismic interaction effects?


Y	N	U
X		

**Other Adverse Conditions**

11. Have you looked for and found no other seismic conditions that could adversely affect the safety functions of the equipment?

Y	N	U
X		

**Comments** (Additional pages may be added as necessary)



Evaluated by: Eddie M. Guerra Date: 10/10/2012



Brian A. Lucarelli Date: 10/10/2012

Status: Y    ☒    U


**Seismic Walkdown Checklist (SWC)**

Equipment ID No. 2SWS-P21A


Equip. Class 6. Vertical Pumps

Equipment Description Service Water Pump 21A

Other supporting or relevant documents and photos (if any):



File Name: 2SWS-P21A(1).jpg  
Description: Component Plate ID



File Name: 2SWS-P21A(2).jpg  
Description: General View of Component

Status: Y ☒ U

**Seismic Walkdown Checklist (SWC)**

Equipment ID No. 2SWS-P21A

Equip. Class 6. Vertical Pumps

Equipment Description Service Water Pump 21A



File Name: 2SWS-P21A(3).jpg  
Description: View of Anchor Bolts



File Name: 2SWS-P21A(4).jpg  
Description: View of Corroded Anchorage



Status: Y    ☒    U

**Seismic Walkdown Checklist (SWC)**

Equipment ID No. 2SWS-P21A

Equip. Class 6. Vertical Pumps

Equipment Description

Service Water Pump 21A



File Name: 2SWS-P21A(5).jpg

Description: View of Attached Line

Status: ☒ Y ☐ N ☐ U

**Seismic Walkdown Checklist (SWC)**

Equipment ID No. 2SWS-PCV118

Equip. Class 7. Pneumatic Operated Valve Damper

Equipment Description Unit 1 Supply To Service Water Pump SE

Location: Bldg. INTS Floor El. 705 Room Intake Cubicle C

Manufacturer, Model, Etc. \_\_\_\_\_

**Instructions for Completing Checklist**

This checklist may be used to document the results of the Seismic Walkdown of an item of equipment on the SWEL. The space below each of the following questions may be used to record the results of judgments and findings. Additional space is provided at the end of this checklist for documenting other comments.

**Anchorage**

1. Is the anchorage configuration verification required (i.e., is the item one of the 50% of SWEL items requiring such verification)?

Y	N
	X

*Light valve mounted on ~1.5" diameter line. Line is well supported within 10" on one side of valve and within ~24" on other side.*

2. Is the anchorage free of bent, broken, missing or loose hardware?

Y	N	U	N/A
			X

3. Is the anchorage free of corrosion that is more than mild surface oxidation?

Y	N	U	N/A
			X

4. Is the anchorage free of visible cracks in the concrete near the anchors?

Y	N	U	N/A
			X

5. Is the anchorage configuration consistent with plant documentation?  
(Note: This question only applies if the item is one of the 50% for which an anchorage configuration verification is required.)

Y	N	U	N/A
			X

6. Based on the above anchorage evaluations, is the anchorage free of potentially adverse seismic conditions?

Y	N	U
X		

Status: ☒ Y    ☐ N    ☐ U

**Seismic Walkdown Checklist (SWC)**

Equipment ID No. 2SWS-PCV118

Equip. Class 7. Pneumatic Operated Valve Damper

Equipment Description Unit 1 Supply To Service Water Pump SE

**Interaction Effects**

7. Are soft targets free from impact by nearby equipment or structures?

Y	N	U	N/A
X			

8. Are overhead equipment, distribution systems, ceiling tiles and lighting, and masonry block walls not likely to collapse onto the equipment?

Y	N	U	N/A
X			

9. Do attached lines have adequate flexibility to avoid damage?  
*Attached lines found with adequate flexibility.*

Y	N	U	N/A
X			

10. Based on the above seismic interaction evaluations, is equipment free of potentially adverse seismic interaction effects?


Y	N	U
X		

**Other Adverse Conditions**

11. Have you looked for and found no other seismic conditions that could adversely affect the safety functions of the equipment?

Y	N	U
X		

**Comments** (Additional pages may be added as necessary)



Evaluated by: Eddie M. Guerra Date: 10/10/2012



Brian A. Lucarelli Date: 10/10/2012

Status:   Ⓢ       N       U

**Seismic Walkdown Checklist (SWC)**

Equipment ID No.   2SWS-PCV118

Equip. Class 7. Pneumatic Operated Valve Damper


Equipment Description       Unit 1 Supply To Service Water Pump SE

Other supporting or relevant documents and photos (if any):



File Name: 2SWS-PCV118(1).jpg

Description: Component Tag ID



File Name: 2SWS-PCV118(2).jpg

Description: General View of Component



Status:    ☒    N    U

**Seismic Walkdown Checklist (SWC)**

Equipment ID No. 2SWS-PT-113A

Equip. Class 18. Instrument on Rack

Equipment Description Pressure Transmitter

Location: Bldg. VLVP

Floor El. 718

Room Valve Pit A

Manufacturer, Model, Etc. \_\_\_\_\_

**Instructions for Completing Checklist**

This checklist may be used to document the results of the Seismic Walkdown of an item of equipment on the SWEL. The space below each of the following questions may be used to record the results of judgments and findings. Additional space is provided at the end of this checklist for documenting other comments.

**Anchorage**

1. Is the anchorage configuration verification required (i.e., is the item one of the 50% of SWEL items requiring such verification)?

Y	N
X	

*Mounted to steel bracket with 4-1/4" diameter machine bolts. Bracket is anchored to wall with 4-3/8" diameter anchor bolts.*

2. Is the anchorage free of bent, broken, missing or loose hardware?

Y	N	U	N/A
X			

3. Is the anchorage free of corrosion that is more than mild surface oxidation?

Y	N	U	N/A
X			

4. Is the anchorage free of visible cracks in the concrete near the anchors?

Y	N	U	N/A
X			

5. Is the anchorage configuration consistent with plant documentation?  
(Note: This question only applies if the item is one of the 50% for which an anchorage configuration verification is required.)

Y	N	U	N/A
X			

*Drawing No. 12241-BK-16G-17-3K confirms anchorage configuration as 4-3/8" diameter anchor bolts.*

6. Based on the above anchorage evaluations, is the anchorage free of potentially adverse seismic conditions?

Y	N	U
X		

Status: ☒ Y    ☐ N    ☐ U

**Seismic Walkdown Checklist (SWC)**

Equipment ID No. 2SWS-PT-113A

Equip. Class 18. Instrument on Rack

Equipment Description Pressure Transmitter

**Interaction Effects**

7. Are soft targets free from impact by nearby equipment or structures?

Y	N	U	N/A
X			

8. Are overhead equipment, distribution systems, ceiling tiles and lighting, and masonry block walls not likely to collapse onto the equipment?

Y	N	U	N/A
X			

9. Do attached lines have adequate flexibility to avoid damage?

Y	N	U	N/A
X			

10. Based on the above seismic interaction evaluations, is equipment free of potentially adverse seismic interaction effects?


Y	N	U
X		

**Other Adverse Conditions**

11. Have you looked for and found no other seismic conditions that could adversely affect the safety functions of the equipment?

Y	N	U
X		

**Comments** (Additional pages may be added as necessary)



Evaluated by: Eddie M. Guerra Date: 10/10/2012



Brian A. Lucarelli Date: 10/10/2012

Status: ☒ Y ☐ N ☐ U


**Seismic Walkdown Checklist (SWC)**

Equipment ID No. 2SWS-PT-113A

Equip. Class 18. Instrument on Rack

Equipment Description Pressure Transmitter

Other supporting or relevant documents and photos (if any):



File Name: 2SWS-PT-113A(1).jpg  
Description: View of Anchorage



File Name: 2SWS-PT-113A(2).jpg  
Description: Component Tag ID


Status:   Ⓢ   N   U

**Seismic Walkdown Checklist (SWC)**

Equipment ID No.   2SWS-PT-113A

Equip. Class 18. Instrument on Rack

Equipment Description   Pressure Transmitter



File Name: 2SWS-PT-113A(3).jpg  
Description: General View of Component



Status: ☒ Y    ☐ N    ☐ U

**Seismic Walkdown Checklist (SWC)**

Equipment ID No. 2SWS-PT-117A

Equip. Class 18. Instrument on Rack

Equipment Description Pressure Transmitter 2SWS-PT-117A

Location: Bldg. INTS Floor El. 705 Room Intake Cubicle D

Manufacturer, Model, Etc. \_\_\_\_\_

**Instructions for Completing Checklist**

This checklist may be used to document the results of the Seismic Walkdown of an item of equipment on the SWEL. The space below each of the following questions may be used to record the results of judgments and findings. Additional space is provided at the end of this checklist for documenting other comments.

**Anchorage**

1. Is the anchorage configuration verification required (i.e., is the item one of the 50% of SWEL items requiring such verification)?

Y	N
X	

*Component mounted to a floor-mounted steel rack with 3-3/8" diameter machine bolts. Each of rack's four support legs are anchored to the floor, through a base plate, by 4-3/4" diameter anchor bolts.*

2. Is the anchorage free of bent, broken, missing or loose hardware?

Y	N	U	N/A
X			

3. Is the anchorage free of corrosion that is more than mild surface oxidation?

Y	N	U	N/A
X			

4. Is the anchorage free of visible cracks in the concrete near the anchors?

Y	N	U	N/A
X			

5. Is the anchorage configuration consistent with plant documentation?

(Note: This question only applies if the item is one of the 50% for which an anchorage configuration verification is required.)

*Drawing No. 12241-RK-5J-2 confirms anchorage configuration as rack with 4 plates, each anchored by 4-3/4" diameter anchor bolts.*

Y	N	U	N/A
X			

6. Based on the above anchorage evaluations, is the anchorage free of potentially adverse seismic conditions?

Y	N	U
X		

Status: ☒ Y    ☐ N    ☐ U

**Seismic Walkdown Checklist (SWC)**

Equipment ID No. 2SWS-PT-117A

Equip. Class 18. Instrument on Rack

Equipment Description Pressure Transmitter 2SWS-PT-117A

**Interaction Effects**

7. Are soft targets free from impact by nearby equipment or structures?

*Ladder is well secured to rack and is judged not to be an interaction concern.*

Y	N	U	N/A
X			

8. Are overhead equipment, distribution systems, ceiling tiles and lighting, and masonry block walls not likely to collapse onto the equipment?

Y	N	U	N/A
X			

9. Do attached lines have adequate flexibility to avoid damage?

Y	N	U	N/A
X			

10. Based on the above seismic interaction evaluations, is equipment free of potentially adverse seismic interaction effects?


Y	N	U
X		

**Other Adverse Conditions**

11. Have you looked for and found no other seismic conditions that could adversely affect the safety functions of the equipment?

Y	N	U
X		

**Comments** (Additional pages may be added as necessary)



Evaluated by: Eddie M. Guerra

Date: 10/10/2012



Brian A. Lucarelli

Date: 10/10/2012

Status:   Ⓢ   N   U

**Seismic Walkdown Checklist (SWC)**

Equipment ID No.   2SWS-PT-117A

Equip. Class 18. Instrument on Rack

Equipment Description   Pressure Transmitter 2SWS-PT-117A

Other supporting or relevant documents and photos (if any):



File Name: 2SWS-PT-117A(1).jpg  
Description: Component Tag ID



File Name: 2SWS-PT-117A(2).jpg  
Description: General View of Component on Rack



Status:   Ⓢ       N       U


**Seismic Walkdown Checklist (SWC)**

Equipment ID No.   2SWS-PT-117A

Equip. Class 18. Instrument on Rack

Equipment Description       Pressure Transmitter 2SWS-PT-117A

---



File Name: 2SWS-PT-117A(3).jpg  
Description: General View of Rack



File Name: 2SWS-PT-117A(4).jpg  
Description: View of Rack Anchorage




Status:   Ⓢ   N   U

**Seismic Walkdown Checklist (SWC)**

Equipment ID No.   2SWS-PT-117A

Equip. Class 18. Instrument on Rack

Equipment Description   Pressure Transmitter 2SWS-PT-117A



File Name: 2SWS-PT-117A(5).jpg  
Description: View of Well-Restrained Ladder



File Name: 2SWS-PT-117A(6).jpg  
Description: General View of Rack

Status:    ☒    N    U

**Seismic Walkdown Checklist (SWC)**

Equipment ID No. 480VUS-2-8                      Equip. Class 2. Low Voltage Switchgear

Equipment Description      480V Substation 2-8 Emerg BUS 2N

Location: Bldg.    SRVB                      Floor El.    730                      Room    Emerg SWGR AE

Manufacturer, Model, Etc. \_\_\_\_\_

**Instructions for Completing Checklist**

This checklist may be used to document the results of the Seismic Walkdown of an item of equipment on the SWEL. The space below each of the following questions may be used to record the results of judgments and findings. Additional space is provided at the end of this checklist for documenting other comments.

**Anchorage**

1. Is the anchorage configuration verification required (i.e., is the item one of the 50% of SWEL items requiring such verification)?

Y	N
<input type="checkbox"/>	<input checked="" type="checkbox"/>

*11 section switchgear. Each section is welded to floor at the front with 2-2.5" welds. Anchorage at the back of the sections was inaccessible because the component was energized. No further inspection required since component is not part of 50% anchorage verification.*

2. Is the anchorage free of bent, broken, missing or loose hardware?

Y	N	U	N/A
<input checked="" type="checkbox"/>	<input type="checkbox"/>	<input type="checkbox"/>	<input type="checkbox"/>

3. Is the anchorage free of corrosion that is more than mild surface oxidation?

Y	N	U	N/A
<input checked="" type="checkbox"/>	<input type="checkbox"/>	<input type="checkbox"/>	<input type="checkbox"/>

4. Is the anchorage free of visible cracks in the concrete near the anchors?

Y	N	U	N/A
<input checked="" type="checkbox"/>	<input type="checkbox"/>	<input type="checkbox"/>	<input type="checkbox"/>

5. Is the anchorage configuration consistent with plant documentation?  
(Note: This question only applies if the item is one of the 50% for which an anchorage configuration verification is required.)

Y	N	U	N/A
<input type="checkbox"/>	<input type="checkbox"/>	<input type="checkbox"/>	<input checked="" type="checkbox"/>

6. Based on the above anchorage evaluations, is the anchorage free of potentially adverse seismic conditions?

Y	N	U
<input checked="" type="checkbox"/>	<input type="checkbox"/>	<input type="checkbox"/>

Status: ☒ Y ☐ N ☐ U

**Seismic Walkdown Checklist (SWC)**

Equipment ID No. 480VUS-2-8

Equip. Class 2. Low Voltage Switchgear

Equipment Description 480V Substation 2-8 Emerg BUS 2N

**Interaction Effects**

7. Are soft targets free from impact by nearby equipment or structures?

Y	N	U	N/A
X			

8. Are overhead equipment, distribution systems, ceiling tiles and lighting, and masonry block walls not likely to collapse onto the equipment?  
*Overhead cable trays adequately supported.*

Y	N	U	N/A
X			

9. Do attached lines have adequate flexibility to avoid damage?  
*Attached top conduit is adequately flexible.*

Y	N	U	N/A
X			

10. Based on the above seismic interaction evaluations, is equipment free of potentially adverse seismic interaction effects?

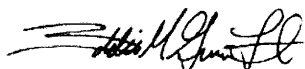
Y	N	U
X		

**Other Adverse Conditions**

11. Have you looked for and found no other seismic conditions that could adversely affect the safety functions of the equipment?

Y	N	U
X		

**Comments** (Additional pages may be added as necessary)



Evaluated by: Eddie M. Guerra Date: 10/10/2012



Brian A. Lucarelli Date: 10/10/2012

Status:    ☒    ☐ N    ☐ U

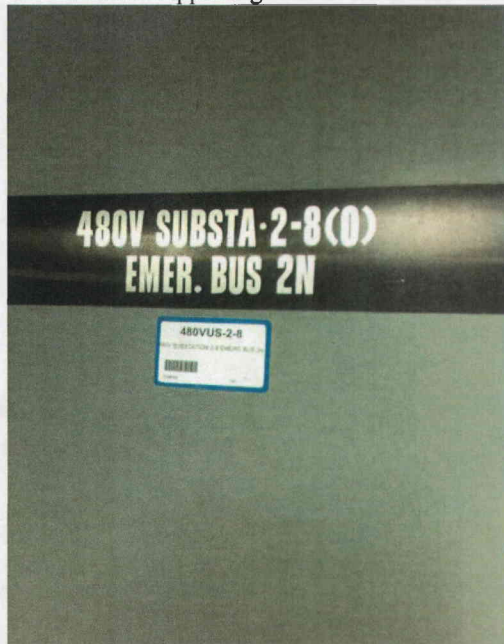
**Seismic Walkdown Checklist (SWC)**

Equipment ID No.    480VUS-2-8

Equip. Class 2. Low Voltage Switchgear

Equipment Description    480V Substation 2-8 Emerg BUS 2N

Other supporting or relevant documents and photos (if any):



File Name: 480VUS-2-8(1).jpg  
Description: Component Plate ID



File Name: 480VUS-2-8(2).jpg  
Description: General View of Component




Status:   Ⓢ   N   U

**Seismic Walkdown Checklist (SWC)**

Equipment ID No.   480VUS-2-8

Equip. Class 2. Low Voltage Switchgear

Equipment Description   480V Substation 2-8 Emerg BUS 2N



File Name: 480VUS-2-8(3).jpg  
Description: View of Flexible Top Lines



File Name: 2-61-9-2-26.jpeg  
Description: View of Anchor Welds

Status:   Ⓢ   N   U

**Seismic Walkdown Checklist (SWC)**

Equipment ID No.   480VUS-2-8

Equip. Class 2. Low Voltage Switchgear

Equipment Description   480V Substation 2-8 Emerg BUS 2N



File Name: 2-62-9-2-26.jpeg

Description: Adjacent Cabinets Bolted Together



File Name: 2-63-9-2-26.jpeg

Description: General View of Opened Compartment




Status:   Ⓢ   N   U

**Seismic Walkdown Checklist (SWC)**

Equipment ID No.   480VUS-2-8

Equip. Class 2. Low Voltage Switchgear

Equipment Description   480V Substation 2-8 Emerg BUS 2N



File Name: 2-73-9-2-26.jpeg  
Description: General View of Opened Door



File Name: 2-94-9-2-26.jpeg  
Description: View of Components Mounted on Door

Status:   Ⓢ       N       U

**Seismic Walkdown Checklist (SWC)**

Equipment ID No.   480VUS-2-8

Equip. Class 2. Low Voltage Switchgear


Equipment Description

480V Substation 2-8 Emerg BUS 2N



File Name: 2-95-9-2-26.jpeg

Description: View of Welds at Component Base



File Name: 2-96-9-2-26.jpeg

Description: General View Inside Opened Cabinet



Status:    ☒    N    U

**Seismic Walkdown Checklist (SWC)**

Equipment ID No. 480VUS-2-9      Equip. Class 2. Low Voltage Switchgear

Equipment Description      480V Substation 2-9 BUS 2P

Location: Bldg.    SRVB      Floor El.    730      Room    Emerg SWGR DF

Manufacturer, Model, Etc. \_\_\_\_\_

**Instructions for Completing Checklist**

This checklist may be used to document the results of the Seismic Walkdown of an item of equipment on the SWEL. The space below each of the following questions may be used to record the results of judgments and findings. Additional space is provided at the end of this checklist for documenting other comments.

**Anchorage**

1. Is the anchorage configuration verification required (i.e., is the item one of the 50% of SWEL items requiring such verification)?

Y	N
	X

*11 section switchgear. Component was protected at the time of walkdown and could not be opened to view anchorage. No further inspection required since component is not part of 50% anchorage verification.*

2. Is the anchorage free of bent, broken, missing or loose hardware?

Y	N	U	N/A
X			

*Presence of embedded sill channels indicates that the unit is welded to the embed and therefore no missing or broken anchorage is expected.*

3. Is the anchorage free of corrosion that is more than mild surface oxidation?

Y	N	U	N/A
X			

*Dry environment, no oxidation is expected.*

4. Is the anchorage free of visible cracks in the concrete near the anchors?

Y	N	U	N/A
X			

5. Is the anchorage configuration consistent with plant documentation?  
(Note: This question only applies if the item is one of the 50% for which an anchorage configuration verification is required.)

Y	N	U	N/A
			X

6. Based on the above anchorage evaluations, is the anchorage free of potentially adverse seismic conditions?

Y	N	U
X		

Status: ☒ Y ☐ N ☐ U

**Seismic Walkdown Checklist (SWC)**

Equipment ID No. 480VUS-2-9

Equip. Class 2. Low Voltage Switchgear

Equipment Description

480V Substation 2-9 BUS 2P

**Interaction Effects**

7. Are soft targets free from impact by nearby equipment or structures?

Y	N	U	N/A
X			

8. Are overhead equipment, distribution systems, ceiling tiles and lighting, and masonry block walls not likely to collapse onto the equipment?

*Overhead cable trays adequately supported.*

Y	N	U	N/A
X			

9. Do attached lines have adequate flexibility to avoid damage?

*Attached top conduit is adequately flexible.*

Y	N	U	N/A
X			

10. Based on the above seismic interaction evaluations, is equipment free of potentially adverse seismic interaction effects?


Y	N	U
X		

**Other Adverse Conditions**

11. Have you looked for and found no other seismic conditions that could adversely affect the safety functions of the equipment?

Y	N	U
X		

**Comments** (Additional pages may be added as necessary)



Evaluated by: Eddie M. Guerra

Date: 10/10/2012



Brian A. Lucarelli

Date: 10/10/2012

Status:   Ⓢ   N   U


**Seismic Walkdown Checklist (SWC)**

Equipment ID No.   480VUS-2-9

Equip. Class 2. Low Voltage Switchgear

Equipment Description   480V Substation 2-9 BUS 2P

Other supporting or relevant documents and photos (if any):



File Name: 480VUS-2-9(1).jpg

Description: Component Plate ID



File Name: 480VUS-2-9(2).jpg

Description: General View of Component

Status:   Ⓢ   N   U

**Seismic Walkdown Checklist (SWC)**

Equipment ID No.   480VUS-2-9

Equip. Class 2. Low Voltage Switchgear

Equipment Description   480V Substation 2-9 BUS 2P



File Name: 480VUS-2-9(3).jpg

Description: View of Flexible Top Conduit



Status:    ☒    N    U

### Seismic Walkdown Checklist (SWC)

Equipment ID No.    4KVS-2AE

Equip. Class 3. Medium Voltage Switchgear

Equipment Description    4160V Emergency BUS

Location: Bldg.    SRVB    Floor El.    730    Room    Emerg SWGR AE

Manufacturer, Model, Etc.    \_\_\_\_\_

### Instructions for Completing Checklist

This checklist may be used to document the results of the Seismic Walkdown of an item of equipment on the SWEL. The space below each of the following questions may be used to record the results of judgments and findings. Additional space is provided at the end of this checklist for documenting other comments.

### Anchorage

1. Is the anchorage configuration verification required (i.e., is the item one of the 50% of SWEL items requiring such verification)?

Y	N
	X

*19 section switchgear. Two sections opened to verify component anchorage. Each section is welded to embedded channels at each of 4 corner posts with 1.5" long welds.*

2. Is the anchorage free of bent, broken, missing or loose hardware?

Y	N	U	N/A
X			

3. Is the anchorage free of corrosion that is more than mild surface oxidation?

Y	N	U	N/A
X			

4. Is the anchorage free of visible cracks in the concrete near the anchors?

Y	N	U	N/A
X			

5. Is the anchorage configuration consistent with plant documentation?  
(Note: This question only applies if the item is one of the 50% for which an anchorage configuration verification is required.)

Y	N	U	N/A
			X

6. Based on the above anchorage evaluations, is the anchorage free of potentially adverse seismic conditions?

Y	N	U
X		

Status: ☒ Y    ☐ N    ☐ U

**Seismic Walkdown Checklist (SWC)**

Equipment ID No. 4KVS-2AE

Equip. Class 3. Medium Voltage Switchgear

Equipment Description 4160V Emergency BUS

**Interaction Effects**

7. Are soft targets free from impact by nearby equipment or structures?

Y	N	U	N/A
X			

8. Are overhead equipment, distribution systems, ceiling tiles and lighting, and masonry block walls not likely to collapse onto the equipment?

*Overhead cable trays adequately supported.*

Y	N	U	N/A
X			

9. Do attached lines have adequate flexibility to avoid damage?

*Attached top conduit is adequately flexible.*

Y	N	U	N/A
X			

10. Based on the above seismic interaction evaluations, is equipment free of potentially adverse seismic interaction effects?

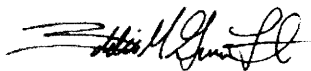
Y	N	U
X		

**Other Adverse Conditions**

11. Have you looked for and found no other seismic conditions that could adversely affect the safety functions of the equipment?

Y	N	U
X		

**Comments** (Additional pages may be added as necessary)



Evaluated by: Eddie M. Guerra

Date: 10/10/2012



Brian A. Lucarelli

Date: 10/10/2012

Status:   Ⓢ   N   U

**Seismic Walkdown Checklist (SWC)**

Equipment ID No.   4KVS-2AE

Equip. Class 3. Medium Voltage Switchgear

Equipment Description   4160V Emergency BUS

Other supporting or relevant documents and photos (if any):



File Name: 4KVS-2AE(1).jpg  
Description: Component Plate ID



File Name: 4KVS-2AE(2).jpg  
Description: General View of Component

Status:   Ⓢ   N   U

**Seismic Walkdown Checklist (SWC)**

Equipment ID No.   4KVS-2AE

Equip. Class 3. Medium Voltage Switchgear

Equipment Description   4160V Emergency BUS



File Name: 4KVS-2AE(3).jpg  
Description: View of Flexible Top Conduit



File Name: 2-61-11-2-26.jpeg  
Description: View of Opened Compartment



Status:   Ⓢ   N   U

**Seismic Walkdown Checklist (SWC)**

Equipment ID No.   4KVS-2AE

Equip. Class 3. Medium Voltage Switchgear

Equipment Description   4160V Emergency BUS



File Name: 2-62-11-2-26.jpeg  
Description: View of Interior Base



File Name: 2-63-11-2-26.jpeg  
Description: View of Interior Base

Status:   Ⓢ   N   U

**Seismic Walkdown Checklist (SWC)**


Equipment ID No.   4KVS-2AE

Equip. Class 3. Medium Voltage Switchgear

Equipment Description   4160V Emergency BUS



File Name: 2-64-11-2-26.jpeg  
Description: View of Welded Corners



File Name: 2-73-11-2-26.jpeg  
Description: View of Door-Mounted Components




Status:   Ⓢ   N   U

**Seismic Walkdown Checklist (SWC)**

Equipment ID No.   4KVS-2AE

Equip. Class 3. Medium Voltage Switchgear

Equipment Description   4160V Emergency BUS



File Name: 2-94-11-2-26.jpeg  
Description: View of Interior Components

Status:    ☒    N    U

**Seismic Walkdown Checklist (SWC)**

Equipment ID No.    4KVS-2DF

Equip. Class 3. Medium Voltage Switchgear

Equipment Description    4160V Emergency BUS

Location: Bldg.    SRVB    Floor El.    730    Room    Emerg SWGR DF

Manufacturer, Model, Etc.    \_\_\_\_\_

**Instructions for Completing Checklist**

This checklist may be used to document the results of the Seismic Walkdown of an item of equipment on the SWEL. The space below each of the following questions may be used to record the results of judgments and findings. Additional space is provided at the end of this checklist for documenting other comments.

**Anchorage**

1. Is the anchorage configuration verification required (i.e., is the item one of the 50% of SWEL items requiring such verification)?
- |   |   |
|---|---|
| Y | N |
|   | X |

*18 section switchgear. Each section is welded to embedded channels at each of 4 corner posts with 1.5"long welds. Component was protected at time of walkdown and could not be opened. No further inspection required since component is not part of 50% anchorage verification.*

2. Is the anchorage free of bent, broken, missing or loose hardware?
- |   |   |   |     |
|---|---|---|-----|
| Y | N | U | N/A |
| X |   |   |     |

3. Is the anchorage free of corrosion that is more than mild surface oxidation?
- |   |   |   |     |
|---|---|---|-----|
| Y | N | U | N/A |
| X |   |   |     |

4. Is the anchorage free of visible cracks in the concrete near the anchors?
- |   |   |   |     |
|---|---|---|-----|
| Y | N | U | N/A |
| X |   |   |     |

5. Is the anchorage configuration consistent with plant documentation?  
(Note: This question only applies if the item is one of the 50% for which an anchorage configuration verification is required.)
- |   |   |   |     |
|---|---|---|-----|
| Y | N | U | N/A |
|   |   |   | X   |

6. Based on the above anchorage evaluations, is the anchorage free of potentially adverse seismic conditions?
- |   |   |   |
|---|---|---|
| Y | N | U |
| X |   |   |



Status: ☒ N ☐ U

**Seismic Walkdown Checklist (SWC)**

Equipment ID No. 4KVS-2DF

Equip. Class 3. Medium Voltage Switchgear

Equipment Description 4160V Emergency BUS

**Interaction Effects**

7. Are soft targets free from impact by nearby equipment or structures?

Y	N	U	N/A
X			

8. Are overhead equipment, distribution systems, ceiling tiles and lighting, and masonry block walls not likely to collapse onto the equipment?  
*Overhead cable trays and HVAC are adequately supported.*

Y	N	U	N/A
X			

9. Do attached lines have adequate flexibility to avoid damage?  
*Attached top conduit is adequately flexible.*

Y	N	U	N/A
X			

10. Based on the above seismic interaction evaluations, is equipment free of potentially adverse seismic interaction effects?


Y	N	U
X		

**Other Adverse Conditions**

11. Have you looked for and found no other seismic conditions that could adversely affect the safety functions of the equipment?

Y	N	U
X		

**Comments** (Additional pages may be added as necessary)



Evaluated by: Eddie M. Guerra Date: 10/10/2012



Brian A. Lucarelli Date: 10/10/2012

Status:   Ⓢ   N   U

**Seismic Walkdown Checklist (SWC)**

Equipment ID No.   4KVS-2DF

Equip. Class 3. Medium Voltage Switchgear

Equipment Description   4160V Emergency BUS

Other supporting or relevant documents and photos (if any):



File Name: 4KVS-2-DF(1).jpg  
Description: Component Plate ID



File Name: 4KVS-2-DF(2).jpg  
Description: General View of Component

Status:   Ⓢ       N       U

**Seismic Walkdown Checklist (SWC)**

Equipment ID No.   4KVS-2DF

Equip. Class 3. Medium Voltage Switchgear

Equipment Description   4160V Emergency BUS



File Name: 4KVS-2-DF(3).jpg

Description: View of Flexible Top Conduit

Status: ☒ Y ☐ N ☐ U

**Seismic Walkdown Checklist (SWC)**

Equipment ID No. 52 BYA

Equip. Class 2. Low Voltage Switchgear

Equipment Description Unit 2 - Reactor Trip Bypass Breaker A

Location: Bldg. MSCV Floor El. 755 Room CV&RC Area-Reac-2T-SWGR

Manufacturer, Model, Etc. \_\_\_\_\_

**Instructions for Completing Checklist**

This checklist may be used to document the results of the Seismic Walkdown of an item of equipment on the SWEL. The space below each of the following questions may be used to record the results of judgments and findings. Additional space is provided at the end of this checklist for documenting other comments.

**Anchorage**

1. Is the anchorage configuration verification required (i.e., is the item one of the 50% of SWEL items requiring such verification)?

*One cubicle in a 2 section switchgear.*

Y	N
<input checked="" type="checkbox"/>	<input checked="" type="checkbox"/>

2. Is the anchorage free of bent, broken, missing or loose hardware?

Y	N	U	N/A
<input checked="" type="checkbox"/>	<input type="checkbox"/>	<input type="checkbox"/>	<input type="checkbox"/>

3. Is the anchorage free of corrosion that is more than mild surface oxidation?

Y	N	U	N/A
<input checked="" type="checkbox"/>	<input type="checkbox"/>	<input type="checkbox"/>	<input type="checkbox"/>

4. Is the anchorage free of visible cracks in the concrete near the anchors?

Y	N	U	N/A
<input checked="" type="checkbox"/>	<input type="checkbox"/>	<input type="checkbox"/>	<input type="checkbox"/>

5. Is the anchorage configuration consistent with plant documentation?

(Note: This question only applies if the item is one of the 50% for which an anchorage configuration verification is required.)

Y	N	U	N/A
<input type="checkbox"/>	<input type="checkbox"/>	<input type="checkbox"/>	<input checked="" type="checkbox"/>

6. Based on the above anchorage evaluations, is the anchorage free of potentially adverse seismic conditions?

Y	N	U
<input checked="" type="checkbox"/>	<input type="checkbox"/>	<input type="checkbox"/>



Status: ☒ Y    ☐ N    ☐ U

**Seismic Walkdown Checklist (SWC)**

Equipment ID No. 52\_BYA

Equip. Class 2. Low Voltage Switchgear

Equipment Description Unit 2 - Reactor Trip Bypass Breaker A

**Interaction Effects**

7. Are soft targets free from impact by nearby equipment or structures?

*Switchgear is top braced to adjacent control cabinet.*

Y	N	U	N/A
X			

8. Are overhead equipment, distribution systems, ceiling tiles and lighting, and masonry block walls not likely to collapse onto the equipment?

Y	N	U	N/A
X			

9. Do attached lines have adequate flexibility to avoid damage?

Y	N	U	N/A
X			

10. Based on the above seismic interaction evaluations, is equipment free of potentially adverse seismic interaction effects?

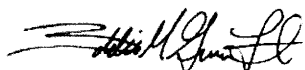
Y	N	U
X		

**Other Adverse Conditions**

11. Have you looked for and found no other seismic conditions that could adversely affect the safety functions of the equipment?

Y	N	U
X		

**Comments** (Additional pages may be added as necessary)



Evaluated by:

Eddie M. Guerra

Date:

10/10/2012



Brian A. Lucarelli

Date:

10/10/2012

Status:   Ⓢ       N       U

**Seismic Walkdown Checklist (SWC)**

Equipment ID No.   52\_BYA

Equip. Class 2. Low Voltage Switchgear

Equipment Description       Unit 2 - Reactor Trip Bypass Breaker A

Other supporting or relevant documents and photos (if any):



File Name: 2-61-1-2-15.jpeg  
Description: Component Plate ID



File Name: 2-62-1-2-15.jpeg  
Description: General View of Component

Status:   Ⓢ       N       U

**Seismic Walkdown Checklist (SWC)**


Equipment ID No.   52 BYA

Equip. Class 2. Low Voltage Switchgear

Equipment Description       Unit 2 - Reactor Trip Bypass Breaker A



File Name: 2-73-1-2-15.jpeg  
Description: View of Flexible Top Lines



File Name: 2-94-1-2-15.jpeg  
Description: Adjacent Cabinets Bolted Together

Status: ☒ N ☐ U

**Seismic Walkdown Checklist (SWC)**

Equipment ID No. 52 RTA

Equip. Class 2. Low Voltage Switchgear

Equipment Description Unit 2 - Reactor Trip Bypass Breaker A

Location: Bldg. MSCV Floor El. 755 Room CV&RC Area-Reac-2T-SWGR

Manufacturer, Model, Etc. \_\_\_\_\_

**Instructions for Completing Checklist**

This checklist may be used to document the results of the Seismic Walkdown of an item of equipment on the SWEL. The space below each of the following questions may be used to record the results of judgments and findings. Additional space is provided at the end of this checklist for documenting other comments.

**Anchorage**

1. Is the anchorage configuration verification required (i.e., is the item one of the 50% of SWEL items requiring such verification)?

*One cubicle in a 2 section switchgear.*

Y	N
	X

2. Is the anchorage free of bent, broken, missing or loose hardware?

Y	N	U	N/A
X			

3. Is the anchorage free of corrosion that is more than mild surface oxidation?

Y	N	U	N/A
X			

4. Is the anchorage free of visible cracks in the concrete near the anchors?

Y	N	U	N/A
X			

5. Is the anchorage configuration consistent with plant documentation?

(Note: This question only applies if the item is one of the 50% for which an anchorage configuration verification is required.)

Y	N	U	N/A
			X

6. Based on the above anchorage evaluations, is the anchorage free of potentially adverse seismic conditions?

Y	N	U
X		



Status: ☒ Y ☐ N ☐ U

**Seismic Walkdown Checklist (SWC)**

Equipment ID No. 52 RTA Equip. Class 2. Low Voltage Switchgear

Equipment Description Unit 2 - Reactor Trip Bypass Breaker A

**Interaction Effects**

7. Are soft targets free from impact by nearby equipment or structures?

*Switchgear is top braced to adjacent control cabinet.*

Y	N	U	N/A
X			

8. Are overhead equipment, distribution systems, ceiling tiles and lighting, and masonry block walls not likely to collapse onto the equipment?

Y	N	U	N/A
X			

9. Do attached lines have adequate flexibility to avoid damage?

Y	N	U	N/A
X			

10. Based on the above seismic interaction evaluations, is equipment free of potentially adverse seismic interaction effects?


Y	N	U
X		

**Other Adverse Conditions**

11. Have you looked for and found no other seismic conditions that could adversely affect the safety functions of the equipment?

Y	N	U
X		

**Comments** (Additional pages may be added as necessary)



Evaluated by: Eddie M. Guerra Date: 10/10/2012



Brian A. Lucarelli Date: 10/10/2012

Status:   Ⓢ   N   U

**Seismic Walkdown Checklist (SWC)**

Equipment ID No.   52 RTA

Equip. Class 2. Low Voltage Switchgear

Equipment Description   Unit 2 - Reactor Trip Bypass Breaker A

Other supporting or relevant documents and photos (if any):



File Name: 2-61-2-2-15.jpeg  
Description: Component Plate ID



File Name: 2-62-2-2-15.jpeg  
Description: General View of Component

Status:   Ⓢ   N   U

**Seismic Walkdown Checklist (SWC)**

Equipment ID No.   52 RTA

Equip. Class 2. Low Voltage Switchgear

Equipment Description   Unit 2 - Reactor Trip Bypass Breaker A



File Name: 2-63-2-2-15.jpeg

Description: View of Flexible Top Lines

Status:    ☒    N    U

**Seismic Walkdown Checklist (SWC)**

Equipment ID No. BAT-2-1                      Equip. Class 15. Battery Racks

Equipment Description    Control Storage Battery

Location: Bldg.    SRVB                      Floor El.    730                      Room    Battery Room 2-1

Manufacturer, Model, Etc. \_\_\_\_\_

**Instructions for Completing Checklist**

This checklist may be used to document the results of the Seismic Walkdown of an item of equipment on the SWEL. The space below each of the following questions may be used to record the results of judgments and findings. Additional space is provided at the end of this checklist for documenting other comments.

**Anchorage**

1. Is the anchorage configuration verification required (i.e., is the item one of the 50% of SWEL items requiring such verification)?

Y	N
X	

*Two double row, single tier braced racks, one with 4 bays and one with 5 bays. Bases of racks are welded to floor embeds with ~32" of weld for each bay.*

2. Is the anchorage free of bent, broken, missing or loose hardware?

Y	N	U	N/A
X			

3. Is the anchorage free of corrosion that is more than mild surface oxidation?

Y	N	U	N/A
X			

4. Is the anchorage free of visible cracks in the concrete near the anchors?

Y	N	U	N/A
X			

5. Is the anchorage configuration consistent with plant documentation?

(Note: This question only applies if the item is one of the 50% for which an anchorage configuration verification is required.)

*Drawing 2001.240-841-034 confirms 16" of weld material required per frame (32" per bay).*

Y	N	U	N/A
X			

6. Based on the above anchorage evaluations, is the anchorage free of potentially adverse seismic conditions?

Y	N	U
X		



Status: ☒ Y ☐ N ☐ U

**Seismic Walkdown Checklist (SWC)**

Equipment ID No. BAT-2-1 Equip. Class 15. Battery Racks

Equipment Description Control Storage Battery

**Interaction Effects**

7. Are soft targets free from impact by nearby equipment or structures?

Y	N	U	N/A
X			

8. Are overhead equipment, distribution systems, ceiling tiles and lighting, and masonry block walls not likely to collapse onto the equipment?

Y	N	U	N/A
X			

9. Do attached lines have adequate flexibility to avoid damage?  
*Attached lines have adequate flexibility.*

Y	N	U	N/A
X			

10. Based on the above seismic interaction evaluations, is equipment free of potentially adverse seismic interaction effects?  
*All bateries are separated by spacers and racks have end restraints for batteries.*


Y	N	U
X		

**Other Adverse Conditions**


11. Have you looked for and found no other seismic conditions that could adversely affect the safety functions of the equipment?

Y	N	U
X		

**Comments** (Additional pages may be added as necessary)



Evaluated by: Eddie M. Guerra Date: 10/10/2012



Brian A. Lucarelli Date: 10/10/2012

Status:   Ⓢ       N       U


**Seismic Walkdown Checklist (SWC)**

Equipment ID No.   BAT-2-1

Equip. Class 15. Battery Racks

Equipment Description       Control Storage Battery

Other supporting or relevant documents and photos (if any):



File Name: BAT-2-1(1).jpg

Description: General View of Component



File Name: BAT-2-1(2).jpg

Description: View of Anchor Welds

Status:   Ⓢ   N   U

**Seismic Walkdown Checklist (SWC)**

Equipment ID No.   BAT-2-1

Equip. Class 15. Battery Racks

Equipment Description   Control Storage Battery



File Name: BAT-2-1(3).jpg  
Description: View of Anchor Welds



File Name: BAT-2-1(4).jpg  
Description: General View of Component

Status:    ☒    N    U

**Seismic Walkdown Checklist (SWC)**

Equipment ID No. BAT-CHG2-1      Equip. Class 16. Battery Chargers and Inverters

Equipment Description      125 Volt DC Battery Charger 2-1

Location: Bldg. SRVB      Floor El. 730      Room Emerg SWGR AE

Manufacturer, Model, Etc. \_\_\_\_\_

**Instructions for Completing Checklist**

This checklist may be used to document the results of the Seismic Walkdown of an item of equipment on the SWEL. The space below each of the following questions may be used to record the results of judgments and findings. Additional space is provided at the end of this checklist for documenting other comments.

**Anchorage**

1. Is the anchorage configuration verification required (i.e., is the item one of the 50% of SWEL items requiring such verification)?

Y	N
	X

*Component supported on two ~3" high channels. Channels are welded to embed with ~2.5" long fillet welds at front corners and ~1"@3"o.c. in middle. Back of component anchored by ~1/2" diam anchor bolts for each channel.*

2. Is the anchorage free of bent, broken, missing or loose hardware?

Y	N	U	N/A
X			

3. Is the anchorage free of corrosion that is more than mild surface oxidation?

Y	N	U	N/A
X			

4. Is the anchorage free of visible cracks in the concrete near the anchors?

Y	N	U	N/A
X			

5. Is the anchorage configuration consistent with plant documentation?  
(Note: This question only applies if the item is one of the 50% for which an anchorage configuration verification is required.)

Y	N	U	N/A
			X

6. Based on the above anchorage evaluations, is the anchorage free of potentially adverse seismic conditions?

Y	N	U
X		



Status: ☒ Y ☐ N ☐ U

**Seismic Walkdown Checklist (SWC)**

Equipment ID No. BAT-CHG2-1

Equip. Class 16. Battery Chargers and Inverters

Equipment Description 125 Volt DC Battery Charger 2-1

**Interaction Effects**

7. Are soft targets free from impact by nearby equipment or structures?

Y	N	U	N/A
X			

8. Are overhead equipment, distribution systems, ceiling tiles and lighting, and masonry block walls not likely to collapse onto the equipment?

Y	N	U	N/A
X			

9. Do attached lines have adequate flexibility to avoid damage?  
*Attached lines have adequate flexibility.*

Y	N	U	N/A
X			

10. Based on the above seismic interaction evaluations, is equipment free of potentially adverse seismic interaction effects?


Y	N	U
X		

**Other Adverse Conditions**

11. Have you looked for and found no other seismic conditions that could adversely affect the safety functions of the equipment?

Y	N	U
X		

**Comments** (Additional pages may be added as necessary)



Evaluated by: Eddie M. Guerra Date: 10/10/2012



Brian A. Lucarelli Date: 10/10/2012

Status: ☒ Y ☐ N ☐ U

**Seismic Walkdown Checklist (SWC)**

Equipment ID No. BAT-CHG2-1

Equip. Class 16. Battery Chargers and Inverters

Equipment Description 125 Volt DC Battery Charger 2-1

Other supporting or relevant documents and photos (if any):



File Name: BAT-CHG2-1(2).jpg  
Description: Component Plate ID



File Name: BAT-CHG2-1(3).jpg  
Description: General View of Component

Status:   Ⓢ   N   U

**Seismic Walkdown Checklist (SWC)**


Equipment ID No. BAT-CHG2-1

Equip. Class 16. Battery Chargers and Inverters

Equipment Description 125 Volt DC Battery Charger 2-1



File Name: BAT-CHG2-1(1).jpg  
Description: View of Anchor Bolts in Rear of Component



File Name: BAT-CHG2-1(4).jpg  
Description: View of Welded Channel at Front of Component



Status:   Ⓢ       N       U

**Seismic Walkdown Checklist (SWC)**

Equipment ID No.   BAT-CHG2-1

Equip. Class 16. Battery Chargers and Inverters

Equipment Description       125 Volt DC Battery Charger 2-1



File Name: BAT-CHG2-1(5).jpg  
Description: View of Flexible Top Lines



File Name: BAT-CHG2-1(6).jpg  
Description: Adjacent Cabinets Bolted Together



Status: ☒ Y ☐ N ☐ U

**Seismic Walkdown Checklist (SWC)**

Equipment ID No. BAT-CHG2-3 Equip. Class 16. Battery Chargers and Inverters

Equipment Description Battery Charger No. 3

Location: Bldg. SRVB Floor El. 730 Room Emerg SWGR AE

Manufacturer, Model, Etc. \_\_\_\_\_

**Instructions for Completing Checklist**

This checklist may be used to document the results of the Seismic Walkdown of an item of equipment on the SWEL. The space below each of the following questions may be used to record the results of judgments and findings. Additional space is provided at the end of this checklist for documenting other comments.

**Anchorage**

1. Is the anchorage configuration verification required (i.e., is the item one of the 50% of SWEL items requiring such verification)?

Y	N
	X

*Component is supported on two ~3" high channels. Each channel is anchored to floor with 2 ~5/8" diam anchors.*

2. Is the anchorage free of bent, broken, missing or loose hardware?

Y	N	U	N/A
X			

3. Is the anchorage free of corrosion that is more than mild surface oxidation?

Y	N	U	N/A
X			

4. Is the anchorage free of visible cracks in the concrete near the anchors?

Y	N	U	N/A
X			

5. Is the anchorage configuration consistent with plant documentation?  
(Note: This question only applies if the item is one of the 50% for which an anchorage configuration verification is required.)

Y	N	U	N/A
			X

6. Based on the above anchorage evaluations, is the anchorage free of potentially adverse seismic conditions?

Y	N	U
X		

Status: ☒ N ☐ U

**Seismic Walkdown Checklist (SWC)**

Equipment ID No. BAT-CHG2-3

Equip. Class 16. Battery Chargers and Inverters

Equipment Description Battery Charger No. 3

**Interaction Effects**

7. Are soft targets free from impact by nearby equipment or structures?

Y	N	U	N/A
X			

8. Are overhead equipment, distribution systems, ceiling tiles and lighting, and masonry block walls not likely to collapse onto the equipment?

Y	N	U	N/A
X			

9. Do attached lines have adequate flexibility to avoid damage?  
*Attached top entry conduit found with adequate flexibility.*

Y	N	U	N/A
X			

10. Based on the above seismic interaction evaluations, is equipment free of potentially adverse seismic interaction effects?

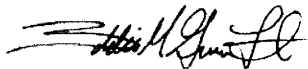
Y	N	U
X		

**Other Adverse Conditions**

11. Have you looked for and found no other seismic conditions that could adversely affect the safety functions of the equipment?

Y	N	U
X		

**Comments** (Additional pages may be added as necessary)



Evaluated by: Eddie M. Guerra Date: 10/10/2012



Brian A. Lucarelli Date: 10/10/2012

Status:   Ⓢ   N   U

**Seismic Walkdown Checklist (SWC)**

Equipment ID No. BAT-CHG2-3

Equip. Class 16. Battery Chargers and Inverters

Equipment Description Battery Charger No. 3

Other supporting or relevant documents and photos (if any):



File Name: BAT-CHG2-3(1).jpg  
Description: Component Plate ID



File Name: BAT-CHG2-3(2).jpg  
Description: General View of Component

Status:    ☒    N    U


**Seismic Walkdown Checklist (SWC)**

Equipment ID No. BAT-CHG2-3


Equip. Class 16. Battery Chargers and Inverters

Equipment Description

Battery Charger No. 3



File Name: BAT-CHG2-3(3).jpg  
Description: View of Anchorage



File Name: BAT-CHG2-3(4).jpg  
Description: View of Anchor Bolts on Channel



Status: ☒ Y ☐ N ☐ U

**Seismic Walkdown Checklist (SWC)**

Equipment ID No. DC-SWBD2-1 Equip. Class 2. Low Voltage Switchgear

Equipment Description 125VDC SWBD2-1

Location: Bldg. SRVB Floor El. 730 Room Emerg SWGR AE

Manufacturer, Model, Etc. \_\_\_\_\_

**Instructions for Completing Checklist**

This checklist may be used to document the results of the Seismic Walkdown of an item of equipment on the SWEL. The space below each of the following questions may be used to record the results of judgments and findings. Additional space is provided at the end of this checklist for documenting other comments.

**Anchorage**

1. Is the anchorage configuration verification required (i.e., is the item one of the 50% of SWEL items requiring such verification)?

Y	N
X	

*Panel is bolted to two inverted channels with 4-1/2" diameter machine bolts. Each channel is welded to floor embeds along both flanges with minimum of ~30" of welds.*

2. Is the anchorage free of bent, broken, missing or loose hardware?

Y	N	U	N/A
X			

3. Is the anchorage free of corrosion that is more than mild surface oxidation?

Y	N	U	N/A
X			

4. Is the anchorage free of visible cracks in the concrete near the anchors?

Y	N	U	N/A
X			

5. Is the anchorage configuration consistent with plant documentation?

(Note: This question only applies if the item is one of the 50% for which an anchorage configuration verification is required.)

*Drawing 2001.260-350-030F shows 3" of 1/4" welds at 12" spacing along each of the two flanges of each channel. The design required weld is less than provided in the field and therefore the as-installed configuration is adequate.*

Y	N	U	N/A
X			

6. Based on the above anchorage evaluations, is the anchorage free of potentially adverse seismic conditions?

Y	N	U
X		

Status: ☒ Y ☐ N ☐ U

**Seismic Walkdown Checklist (SWC)**

Equipment ID No. DC-SWBD2-1 Equip. Class 2. Low Voltage Switchgear

Equipment Description 125VDC SWBD2-1

**Interaction Effects**

7. Are soft targets free from impact by nearby equipment or structures?

*Potential interaction from flourescent light fixture judged not significant since panel does not contain any relays.*

Y	N	U	N/A
X			

8. Are overhead equipment, distribution systems, ceiling tiles and lighting, and masonry block walls not likely to collapse onto the equipment?

Y	N	U	N/A
X			

9. Do attached lines have adequate flexibility to avoid damage?

*Attached top conduit is adequately flexible.*

Y	N	U	N/A
X			

10. Based on the above seismic interaction evaluations, is equipment free of potentially adverse seismic interaction effects?

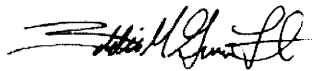
Y	N	U
X		

**Other Adverse Conditions**

11. Have you looked for and found no other seismic conditions that could adversely affect the safety functions of the equipment?

Y	N	U
X		

**Comments** (Additional pages may be added as necessary)



Evaluated by: Eddie M. Guerra Date: 10/10/2012



Brian A. Lucarelli Date: 10/10/2012

Status:    ☒    ☐ N    ☐ U

**Seismic Walkdown Checklist (SWC)**

Equipment ID No.    DC-SWBD2-1

Equip. Class 2. Low Voltage Switchgear

Equipment Description    125VDC SWBD2-1

Other supporting or relevant documents and photos (if any):



File Name: DC-SWBD2-1(1).jpg  
Description: Component Plate ID



File Name: DC-SWBD2-1(2).jpg  
Description: General View of Component

Status:   Ⓢ   N   U

**Seismic Walkdown Checklist (SWC)**

Equipment ID No.   DC-SWBD2-1

Equip. Class 2. Low Voltage Switchgear

Equipment Description   125VDC SWBD2-1



File Name: DC-SWBD2-1(3).jpg  
Description: View of Anchorage



File Name: 2-63-10-2-26.jpeg  
Description: View of Opened Cabinet



Status: ☒ N ☐ U

**Seismic Walkdown Checklist (SWC)**

Equipment ID No. MCC-2-E01 Equip. Class 1. Motor Control Center

Equipment Description 480VAC Motor Control Center

Location: Bldg. INTS Floor El. 705 Room Intake Cubicle D

Manufacturer, Model, Etc. \_\_\_\_\_

**Instructions for Completing Checklist**

This checklist may be used to document the results of the Seismic Walkdown of an item of equipment on the SWEL. The space below each of the following questions may be used to record the results of judgments and findings. Additional space is provided at the end of this checklist for documenting other comments.

**Anchorage**

1. Is the anchorage configuration verification required (i.e., is the item one of the 50% of SWEL items requiring such verification)?

Y	N
X	

*5 section MCC. Each section welded to embed steel at each of its four corners with ~2.25" of 1/4" welds for a total of 25" of weld and front and 25" of weld at the back.*

2. Is the anchorage free of bent, broken, missing or loose hardware?

Y	N	U	N/A
X			

3. Is the anchorage free of corrosion that is more than mild surface oxidation?

Y	N	U	N/A
X			

4. Is the anchorage free of visible cracks in the concrete near the anchors?

Y	N	U	N/A
X			

5. Is the anchorage configuration consistent with plant documentation?

(Note: This question only applies if the item is one of the 50% for which an anchorage configuration verification is required.)

*Calculation NM(B)-468-CZC confirms anchorage configuration as 12-3" long welds at corners of MCC sections for a total of 18" of fillet welds at front and 18" of welds at the back of the MCC. The welds are specified to be placed at each corner of MCC section. The required welds per the referenced calc is 36" vs. 50" observed during walkdown. The configuration is adequate.*

Y	N	U	N/A
X			

6. Based on the above anchorage evaluations, is the anchorage free of potentially adverse seismic conditions?

Y	N	U
X		

Status: ☒ Y ☐ N ☐ U

**Seismic Walkdown Checklist (SWC)**

Equipment ID No. MCC-2-E01 Equip. Class 1. Motor Control Center

Equipment Description 480VAC Motor Control Center

**Interaction Effects**

7. Are soft targets free from impact by nearby equipment or structures?

Y	N	U	N/A
X			

8. Are overhead equipment, distribution systems, ceiling tiles and lighting, and masonry block walls not likely to collapse onto the equipment?

Y	N	U	N/A
X			

*Nearby space heater is adequately supported. Flourescent lights are supported by long chains and capable of swinging, but will not interact with the MCC.*

9. Do attached lines have adequate flexibility to avoid damage?

Y	N	U	N/A
X			

*Top entry conduit is adequately flexible.*

10. Based on the above seismic interaction evaluations, is equipment free of potentially adverse seismic interaction effects?


Y	N	U
X		

**Other Adverse Conditions**

11. Have you looked for and found no other seismic conditions that could adversely affect the safety functions of the equipment?

Y	N	U
X		

**Comments** (Additional pages may be added as necessary)



Evaluated by: Eddie M. Guerra Date: 10/10/2012



Brian A. Lucarelli Date: 10/10/2012

Status:    ☒    N    U

**Seismic Walkdown Checklist (SWC)**

Equipment ID No.    MCC-2-E01


Equip. Class 1. Motor Control Center

Equipment Description    480VAC Motor Control Center

Other supporting or relevant documents and photos (if any):



File Name: MCC-2-E01(1).jpg  
Description: Component Plate ID



File Name: MCC-2-E01(2).jpg  
Description: General View of Component


Status:   Ⓢ       N       U

**Seismic Walkdown Checklist (SWC)**


Equipment ID No.   MCC-2-E01

Equip. Class 1. Motor Control Center

Equipment Description       480VAC Motor Control Center



File Name: MCC-2-E01(3).jpg  
Description: View of Anchor Welds



File Name: MCC-2-E01(4).jpg  
Description: View of Flexible Top Lines



Status: ☒ Y ☐ N ☐ U

**Seismic Walkdown Checklist (SWC)**

Equipment ID No. MCC-2-E03

Equip. Class 1. Motor Control Center

Equipment Description 480V Motor Control Center For 2E3

Location: Bldg. AXLB Floor El. 755 Room AXLB 755-MCC Room

Manufacturer, Model, Etc. \_\_\_\_\_

**Instructions for Completing Checklist**

This checklist may be used to document the results of the Seismic Walkdown of an item of equipment on the SWEL. The space below each of the following questions may be used to record the results of judgments and findings. Additional space is provided at the end of this checklist for documenting other comments.

**Anchorage**

1. Is the anchorage configuration verification required (i.e., is the item one of the 50% of SWEL items requiring such verification)?

Y	N
	X

*2 rows of MCCs, 6 sections each. These two rows are arranged back to back and continuously connected at the top. First 3 sections are stitch welded with an average of ~4" of 1/4" weld per section at front and back. Next 3 sections have 2~4" welds at corners in front and average of 4" of weld per section in back.*

2. Is the anchorage free of bent, broken, missing or loose hardware?

Y	N	U	N/A
X			

3. Is the anchorage free of corrosion that is more than mild surface oxidation?

Y	N	U	N/A
X			

4. Is the anchorage free of visible cracks in the concrete near the anchors?

Y	N	U	N/A
X			

5. Is the anchorage configuration consistent with plant documentation?  
(Note: This question only applies if the item is one of the 50% for which an anchorage configuration verification is required.)

Y	N	U	N/A
			X

6. Based on the above anchorage evaluations, is the anchorage free of potentially adverse seismic conditions?

Y	N	U
X		

Status: ☒ N ☐ U

**Seismic Walkdown Checklist (SWC)**

Equipment ID No. MCC-2-E03 Equip. Class 1. Motor Control Center

Equipment Description 480V Motor Control Center For 2E3

**Interaction Effects**

7. Are soft targets free from impact by nearby equipment or structures?

*Continuous top connection of adjacent cabinets.*

Y	N	U	N/A
X			

8. Are overhead equipment, distribution systems, ceiling tiles and lighting, and masonry block walls not likely to collapse onto the equipment?

Y	N	U	N/A
X			

9. Do attached lines have adequate flexibility to avoid damage?

*Attached top conduit found with adequate flexibility.*

Y	N	U	N/A
X			

10. Based on the above seismic interaction evaluations, is equipment free of potentially adverse seismic interaction effects?


Y	N	U
X		

**Other Adverse Conditions**

11. Have you looked for and found no other seismic conditions that could adversely affect the safety functions of the equipment?

Y	N	U
X		

**Comments** (Additional pages may be added as necessary)



Evaluated by: Eddie M. Guerra Date: 10/10/2012



Brian A. Lucarelli Date: 10/10/2012

Status: ☒ Y ☐ N ☐ U

**Seismic Walkdown Checklist (SWC)**

Equipment ID No. MCC-2-E03

Equip. Class 1. Motor Control Center


Equipment Description 480V Motor Control Center For 2E3

Other supporting or relevant documents and photos (if any):



File Name: 2-61-3-2-04.jpeg

Description: Component Plate ID



File Name: 2-62-3-2-04.jpeg

Description: General View of Component

Status:    ☒    ☐ N    ☐ U

**Seismic Walkdown Checklist (SWC)**

Equipment ID No.    MCC-2-E03


Equip. Class 1. Motor Control Center

Equipment Description    480V Motor Control Center For 2E3



File Name: 2-63-3-2-04.jpeg

Description: General View of Component



File Name: 2-64-3-2-04.jpeg

Description: Adjacent Cabinets Bolted Together



Status:   Ⓢ   N   U

**Seismic Walkdown Checklist (SWC)**

Equipment ID No. MCC-2-E03

Equip. Class 1. Motor Control Center

Equipment Description 480V Motor Control Center For 2E3



File Name: 2-95-3-2-04.jpeg  
Description: View of Weld Configuration on Left Side



File Name: 2-96-3-2-04.jpeg  
Description: Flexible top lines


Status:    ☒    ☐ N    ☐ U

**Seismic Walkdown Checklist (SWC)**

Equipment ID No.    MCC-2-E03

Equip. Class 1. Motor Control Center

Equipment Description    480V Motor Control Center For 2E3



File Name: 2-97-3-2-04.jpeg

Description: View of Weld Configuration on Right Side

Status: ☒ Y ☐ N ☐ U

**Seismic Walkdown Checklist (SWC)**

Equipment ID No. MCC-2-E05

Equip. Class 1. Motor Control Center

Equipment Description 480 VAC Motor Control Center

Location: Bldg. MSCV Floor El. 735 Room MSCV West

Manufacturer, Model, Etc. \_\_\_\_\_

**Instructions for Completing Checklist**

This checklist may be used to document the results of the Seismic Walkdown of an item of equipment on the SWEL. The space below each of the following questions may be used to record the results of judgments and findings. Additional space is provided at the end of this checklist for documenting other comments.

**Anchorage**

1. Is the anchorage configuration verification required (i.e., is the item one of the 50% of SWEL items requiring such verification)?

*13 section MCC is welded at front and back to floor embed with an average of 4.5" of weld per section at both front and back of the MCC.*

Y	N
	X

2. Is the anchorage free of bent, broken, missing or loose hardware?

Y	N	U	N/A
X			

3. Is the anchorage free of corrosion that is more than mild surface oxidation?

Y	N	U	N/A
X			

4. Is the anchorage free of visible cracks in the concrete near the anchors?

Y	N	U	N/A
X			

5. Is the anchorage configuration consistent with plant documentation?  
(Note: This question only applies if the item is one of the 50% for which an anchorage configuration verification is required.)

Y	N	U	N/A
			X

6. Based on the above anchorage evaluations, is the anchorage free of potentially adverse seismic conditions?

Y	N	U
X		

Status:    ☒    N    U

**Seismic Walkdown Checklist (SWC)**

Equipment ID No. MCC-2-E05                      Equip. Class 1. Motor Control Center

Equipment Description                      480 VAC Motor Control Center

**Interaction Effects**

7. Are soft targets free from impact by nearby equipment or structures?                      

Y	N	U	N/A
X			

*~3/4" gap between back of MCC and rigidly supported cable tray is judged adequate.*

8. Are overhead equipment, distribution systems, ceiling tiles and lighting, and masonry block walls not likely to collapse onto the equipment?                      

Y	N	U	N/A
X			

9. Do attached lines have adequate flexibility to avoid damage?                      

Y	N	U	N/A
X			

  
*Attached top entry conduit found with adequate flexibility.*

10. Based on the above seismic interaction evaluations, is equipment free of potentially adverse seismic interaction effects?                      


Y	N	U
X		

**Other Adverse Conditions**

11. Have you looked for and found no other seismic conditions that could adversely affect the safety functions of the equipment?                      

Y	N	U
X		

**Comments** (Additional pages may be added as necessary)



Evaluated by: Eddie M. Guerra                      Date: 10/10/2012



Brian A. Lucarelli                      Date: 10/10/2012



Status:   Ⓢ   N   U

**Seismic Walkdown Checklist (SWC)**

Equipment ID No.   MCC-2-E05


Equip. Class 1. Motor Control Center

Equipment Description   480 VAC Motor Control Center

Other supporting or relevant documents and photos (if any):



File Name: 2-61-1-2-13.jpeg  
Description: Component Plate ID



File Name: 2-62-1-2-13.jpeg  
Description: General View of Component

Status:    ☒    ☐ N    ☐ U

**Seismic Walkdown Checklist (SWC)**


Equipment ID No.    MCC-2-E05

Equip. Class 1. Motor Control Center

Equipment Description    480 VAC Motor Control Center



File Name: 2-63-1-2-13.jpeg  
Description: View of Front Anchorage



File Name: 2-64-1-2-13.jpeg  
Description: View of Back Anchorage



Status:    ☒    ☐ N    ☐ U

**Seismic Walkdown Checklist (SWC)**

Equipment ID No.    MCC-2-E05

Equip. Class 1. Motor Control Center

Equipment Description    480 VAC Motor Control Center



File Name: 2-73-1-2-13.jpeg  
Description: View of Flexible Top Conduit



File Name: 2-94-1-2-13.jpeg  
Description: Space Between MCC and Cable Tray Support

Status:    ☒    N    U

**Seismic Walkdown Checklist (SWC)**

Equipment ID No. MCC-2-E07      Equip. Class 1. Motor Control Center

Equipment Description      Motor Control Center

Location: Bldg. DGBX      Floor El. 732      Room EDG 2-1

Manufacturer, Model, Etc. \_\_\_\_\_

**Instructions for Completing Checklist**

This checklist may be used to document the results of the Seismic Walkdown of an item of equipment on the SWEL. The space below each of the following questions may be used to record the results of judgments and findings. Additional space is provided at the end of this checklist for documenting other comments.

**Anchorage**

1. Is the anchorage configuration verification required (i.e., is the item one of the 50% of SWEL items requiring such verification)?

Y	N
X	

*7 section MCC. Each section welded to embed steel at each of its four corners with ~3" of 1/4" welds.*

2. Is the anchorage free of bent, broken, missing or loose hardware?

Y	N	U	N/A
X			

3. Is the anchorage free of corrosion that is more than mild surface oxidation?

Y	N	U	N/A
X			

4. Is the anchorage free of visible cracks in the concrete near the anchors?

Y	N	U	N/A
X			

5. Is the anchorage configuration consistent with plant documentation?  
(Note: This question only applies if the item is one of the 50% for which an anchorage configuration verification is required.)

Y	N	U	N/A
X			

*Calculation 12241-NM(B)-468-CZC confirms anchorage configuration as total of eight 3" long fillet welds at both front and back of the MCC. The welds are specified to be placed at each corner of MCC sections. The required weld length per the referenced calculation is 48" vs. ~84" observed during walkdown. The configuration is adequate.*

6. Based on the above anchorage evaluations, is the anchorage free of potentially adverse seismic conditions?

Y	N	U
X		



Status: ☒ Y ☐ N ☐ U

**Seismic Walkdown Checklist (SWC)**

Equipment ID No. MCC-2-E07

Equip. Class 1. Motor Control Center

Equipment Description Motor Control Center

**Interaction Effects**

7. Are soft targets free from impact by nearby equipment or structures?

Y	N	U	N/A
X			

8. Are overhead equipment, distribution systems, ceiling tiles and lighting, and masonry block walls not likely to collapse onto the equipment?

Y	N	U	N/A
X			

*1.5" gap between MCC and wall judged to be adequate to prevent interaction.*

9. Do attached lines have adequate flexibility to avoid damage?

Y	N	U	N/A
X			

*Attached top conduit found with adequate flexibility.*

10. Based on the above seismic interaction evaluations, is equipment free of potentially adverse seismic interaction effects?


Y	N	U
X		

**Other Adverse Conditions**

11. Have you looked for and found no other seismic conditions that could adversely affect the safety functions of the equipment?

Y	N	U
X		

**Comments** (Additional pages may be added as necessary)



Evaluated by: Eddie M. Guerra

Date: 10/10/2012



Brian A. Lucarelli

Date: 10/10/2012

Status:    ☒    ☐ N    ☐ U


**Seismic Walkdown Checklist (SWC)**

Equipment ID No.    MCC-2-E07

Equip. Class 1. Motor Control Center

Equipment Description    Motor Control Center

Other supporting or relevant documents and photos (if any):



File Name: MCC-2-E07(1).jpg  
Description: Component Plate ID



File Name: MCC-2-E07(2).jpg  
Description: General View of Component

Status:   Ⓢ   N   U

**Seismic Walkdown Checklist (SWC)**

Equipment ID No.   MCC-2-E07

Equip. Class 1. Motor Control Center

Equipment Description   Motor Control Center



File Name: MCC-2-E07(3).jpg

Description: View of Anchor Welds



File Name: MCC-2-E07(4).jpg

Description: View of Flexible Top Lines



Status:    ☒    ☐ N    ☐ U

**Seismic Walkdown Checklist (SWC)**

Equipment ID No.    MCC-2-E07

Equip. Class 1. Motor Control Center

Equipment Description    Motor Control Center



File Name: 2-61-6-2-08.jpeg  
Description: View of Open Cubicle



File Name: 2-62-6-2-08.jpeg  
Description: View of Internal Base




Status:    ☒    ☐ N    ☐ U

**Seismic Walkdown Checklist (SWC)**

Equipment ID No.    MCC-2-E07

Equip. Class 1. Motor Control Center

Equipment Description    Motor Control Center



File Name: 2-63-6-2-08.jpeg

Description: View of Mounting of Internal Components

Status: ☒ N ☐ U

**Seismic Walkdown Checklist (SWC)**

Equipment ID No. MCC-2-E09

Equip. Class 1. Motor Control Center

Equipment Description 480 VAC Motor Control Center

Location: Bldg. CNTB Floor El. 707 Room Control BLDG MCC

Manufacturer, Model, Etc. \_\_\_\_\_

**Instructions for Completing Checklist**

This checklist may be used to document the results of the Seismic Walkdown of an item of equipment on the SWEL. The space below each of the following questions may be used to record the results of judgments and findings. Additional space is provided at the end of this checklist for documenting other comments.

**Anchorage**

1. Is the anchorage configuration verification required (i.e., is the item one of the 50% of SWEL items requiring such verification)?

*6 bay MCC welded to W-beam on the floor.*

Y	N
<input type="checkbox"/>	<input checked="" type="checkbox"/>

2. Is the anchorage free of bent, broken, missing or loose hardware?

Y	N	U	N/A
<input checked="" type="checkbox"/>	<input type="checkbox"/>	<input type="checkbox"/>	<input type="checkbox"/>

3. Is the anchorage free of corrosion that is more than mild surface oxidation?

Y	N	U	N/A
<input checked="" type="checkbox"/>	<input type="checkbox"/>	<input type="checkbox"/>	<input type="checkbox"/>

4. Is the anchorage free of visible cracks in the concrete near the anchors?

Y	N	U	N/A
<input checked="" type="checkbox"/>	<input type="checkbox"/>	<input type="checkbox"/>	<input type="checkbox"/>

5. Is the anchorage configuration consistent with plant documentation?  
(Note: This question only applies if the item is one of the 50% for which an anchorage configuration verification is required.)

Y	N	U	N/A
<input type="checkbox"/>	<input type="checkbox"/>	<input type="checkbox"/>	<input checked="" type="checkbox"/>

6. Based on the above anchorage evaluations, is the anchorage free of potentially adverse seismic conditions?

Y	N	U
<input checked="" type="checkbox"/>	<input type="checkbox"/>	<input type="checkbox"/>

Status: ☒ Y ☐ N ☐ U

**Seismic Walkdown Checklist (SWC)**

Equipment ID No. MCC-2-E09 Equip. Class 1. Motor Control Center

Equipment Description 480 VAC Motor Control Center

**Interaction Effects**

7. Are soft targets free from impact by nearby equipment or structures?

Y	N	U	N/A
X			

8. Are overhead equipment, distribution systems, ceiling tiles and lighting, and masonry block walls not likely to collapse onto the equipment?

Y	N	U	N/A
X			

9. Do attached lines have adequate flexibility to avoid damage?  
*Attached top conduit found with adequate flexibility.*

Y	N	U	N/A
X			

10. Based on the above seismic interaction evaluations, is equipment free of potentially adverse seismic interaction effects?


Y	N	U
X		

**Other Adverse Conditions**

11. Have you looked for and found no other seismic conditions that could adversely affect the safety functions of the equipment?

Y	N	U
X		

**Comments** (Additional pages may be added as necessary)



Evaluated by: Eddie M. Guerra Date: 10/10/2012



Brian A. Lucarelli Date: 10/10/2012

Status:    ☒    ☐ N    ☐ U

**Seismic Walkdown Checklist (SWC)**

Equipment ID No.    MCC-2-E09

Equip. Class 1. Motor Control Center

Equipment Description    480 VAC Motor Control Center

Other supporting or relevant documents and photos (if any):



File Name: 2-61-1-2-06.jpeg

Description: Component Plate ID



File Name: 2-62-1-2-06.jpeg

Description: General View of Component



Status:    ☒    ☐ N    ☐ U

**Seismic Walkdown Checklist (SWC)**

Equipment ID No.    MCC-2-E09

Equip. Class 1. Motor Control Center

Equipment Description    480 VAC Motor Control Center



File Name: 2-64-1-2-06.jpeg  
Description: View of Flexible Top Conduit



File Name: 2-73-1-2-06.jpeg  
Description: View of Welds at Component Base

Status:    ☒    ☐ N    ☐ U

**Seismic Walkdown Checklist (SWC)**

Equipment ID No.    MCC-2-E09

Equip. Class 1. Motor Control Center

Equipment Description

480 VAC Motor Control Center



File Name: 2-94-1-2-06.jpeg

Description: View of Welds at Component Base



File Name: 2-95-1-2-06.jpeg

Description: View of Welds at Component Base

Status: Y **N** U

**Seismic Walkdown Checklist (SWC)**

Equipment ID No. MCC-2-E11

Equip. Class 1. Motor Control Center

Equipment Description 480 VAC Motor Control Center

Location: Bldg. SFGB Floor El. 737 Room SFGD 737

Manufacturer, Model, Etc. \_\_\_\_\_

**Instructions for Completing Checklist**

This checklist may be used to document the results of the Seismic Walkdown of an item of equipment on the SWEL. The space below each of the following questions may be used to record the results of judgments and findings. Additional space is provided at the end of this checklist for documenting other comments.

**Anchorage**

1. Is the anchorage configuration verification required (i.e., is the item one of the 50% of SWEL items requiring such verification)?

Y	N
X	

*11 section MCC. Each section is welded to embed steel at each of its four corners with ~2.25" of 1/4" weld for a total of 49.5" of weld at front and 49.5" of weld at the back.*

2. Is the anchorage free of bent, broken, missing or loose hardware?

Y	N	U	N/A
X			

3. Is the anchorage free of corrosion that is more than mild surface oxidation?

Y	N	U	N/A
X			

4. Is the anchorage free of visible cracks in the concrete near the anchors?

Y	N	U	N/A
X			

5. Is the anchorage configuration consistent with plant documentation?

(Note: This question only applies if the item is one of the 50% for which an anchorage configuration verification is required.)

Y	N	U	N/A
X			

*Calculation 12241-NM(B)-468-CZC confirms anchorage configuration as 24- 3" long fillet welds at corners of MCC sections for a total of 36" of weld at front and 36" of weld at the back of the MCC. The required welds at each side of the MCC is 36" vs. the 49.5" observed during walkdown. The configuration is adequate.*

6. Based on the above anchorage evaluations, is the anchorage free of potentially adverse seismic conditions?

Y	N	U
X		

Status: Y    **Ⓝ**    U

**Seismic Walkdown Checklist (SWC)**

Equipment ID No. MCC-2-E11

Equip. Class 1. Motor Control Center

Equipment Description 480 VAC Motor Control Center

**Interaction Effects**

7. Are soft targets free from impact by nearby equipment or structures?

Y	N	U	N/A
	X		

8. Are overhead equipment, distribution systems, ceiling tiles and lighting, and masonry block walls not likely to collapse onto the equipment?

Y	N	U	N/A
X			

9. Do attached lines have adequate flexibility to avoid damage?

Y	N	U	N/A
X			

10. Based on the above seismic interaction evaluations, is equipment free of potentially adverse seismic interaction effects?

Y	N	U
	X	


*55 gallon drum in area observed unrestrained close to component. Maintenance was notified and subsequent walkdown confirmed the drum was restrained. CR-2012-14420 was generated to document this condition. See AWC for Area SFGB-737 (Sheet 157 of 212) for Photos.*

**Other Adverse Conditions**

11. Have you looked for and found no other seismic conditions that could adversely affect the safety functions of the equipment?

Y	N	U
X		

**Comments** (Additional pages may be added as necessary)



Evaluated by: Eddie M. Guerra Date: 10/10/2012



Brian A. Lucarelli Date: 10/10/2012



Status: Y    Ⓝ    U


**Seismic Walkdown Checklist (SWC)**

Equipment ID No. MCC-2-E11

Equip. Class 1. Motor Control Center

Equipment Description 480 VAC Motor Control Center

Other supporting or relevant documents and photos (if any):



File Name: 2-61-1-2-24.jpeg  
Description: Component Plate ID



File Name: 2-62-1-2-24.jpeg  
Description: General View of Component


Status: Y    Ⓝ    U

**Seismic Walkdown Checklist (SWC)**

Equipment ID No. MCC-2-E11

Equip. Class 1. Motor Control Center

Equipment Description 480 VAC Motor Control Center



File Name: 2-63-1-2-24.jpeg  
Description: View of Component Anchorage



File Name: 2-64-1-2-24.jpeg  
Description: View of Flexible Top Conduit

Status:    ☒    N    U

**Seismic Walkdown Checklist (SWC)**

Equipment ID No. PNL 2DIGEN-1      Equip. Class 20. Instrument and Control Panels

Equipment Description    DG 2-1 Excitation Panel

Location: Bldg.    DGBX      Floor El.    732      Room    EDG 2-1

Manufacturer, Model, Etc. \_\_\_\_\_

**Instructions for Completing Checklist**

This checklist may be used to document the results of the Seismic Walkdown of an item of equipment on the SWEL. The space below each of the following questions may be used to record the results of judgments and findings. Additional space is provided at the end of this checklist for documenting other comments.

**Anchorage**

1. Is the anchorage configuration verification required (i.e., is the item one of the 50% of SWEL items requiring such verification)?

*Component is stitch welded front and back to floor embeds, 3" at 10" o.c.*

Y	N
X	

2. Is the anchorage free of bent, broken, missing or loose hardware?

Y	N	U	N/A
X			

3. Is the anchorage free of corrosion that is more than mild surface oxidation?

Y	N	U	N/A
X			

4. Is the anchorage free of visible cracks in the concrete near the anchors?

Y	N	U	N/A
X			

5. Is the anchorage configuration consistent with plant documentation?

(Note: This question only applies if the item is one of the 50% for which an anchorage configuration verification is required.)

*Calculation 12241-NM(B)-438-CZC confirms anchorage configuration as front and back fillet welds 3"@10" o.c.*

Y	N	U	N/A
X			

6. Based on the above anchorage evaluations, is the anchorage free of potentially adverse seismic conditions?

Y	N	U
X		

Status: ☒ Y ☐ N ☐ U

**Seismic Walkdown Checklist (SWC)**

Equipment ID No. PNL 2DIGEN-1

Equip. Class 20. Instrument and Control Panels

Equipment Description DG 2-1 Excitation Panel

**Interaction Effects**

7. Are soft targets free from impact by nearby equipment or structures?

Y	N	U	N/A
X			

8. Are overhead equipment, distribution systems, ceiling tiles and lighting, and masonry block walls not likely to collapse onto the equipment?

Y	N	U	N/A
X			

9. Do attached lines have adequate flexibility to avoid damage?

Y	N	U	N/A
X			

10. Based on the above seismic interaction evaluations, is equipment free of potentially adverse seismic interaction effects?


Y	N	U
X		

**Other Adverse Conditions**

11. Have you looked for and found no other seismic conditions that could adversely affect the safety functions of the equipment?

Y	N	U
X		

**Comments** (Additional pages may be added as necessary)



Evaluated by: Eddie M. Guerra Date: 10/10/2012



Brian A. Lucarelli Date: 10/10/2012



Status:    ☒    N    U


**Seismic Walkdown Checklist (SWC)**

Equipment ID No.    PNL 2DIGEN-1

Equip. Class 20. Instrument and Control Panels


Equipment Description    DG 2-1 Excitation Panel

Other supporting or relevant documents and photos (if any):



File Name: 2-61-8-2-08.jpeg

Description: Component Plate ID



File Name: 2-73-8-2-08.jpeg

Description: General View of Component


Status:    ☒    ☐ N    ☐ U

**Seismic Walkdown Checklist (SWC)**

Equipment ID No.    PNL 2DIGEN-1

Equip. Class 20. Instrument and Control Panels

Equipment Description    DG 2-1 Excitation Panel



File Name: 2-62-8-2-08.jpeg  
Description: View of Open Cubicle



File Name: 2-63-8-2-08.jpeg  
Description: View of Internal Components



Status:    ☒    ☐ N    ☐ U

**Seismic Walkdown Checklist (SWC)**

Equipment ID No.    PNL 2DIGEN-1

Equip. Class 20. Instrument and Control Panels

Equipment Description    DG 2-1 Excitation Panel



File Name: 2-64-8-2-08.jpeg

Description: Typical Anchor Weld

Status: ☒ N ☐ U

### Seismic Walkdown Checklist (SWC)

Equipment ID No. PNL DC2-07

Equip. Class 14. Distribution Panels

Equipment Description 125 VDC Emergency Distribution Panel

Location: Bldg. SRVB

Floor El. 730

Room Emerg SWGR AE

Manufacturer, Model, Etc. \_\_\_\_\_

### Instructions for Completing Checklist

This checklist may be used to document the results of the Seismic Walkdown of an item of equipment on the SWEL. The space below each of the following questions may be used to record the results of judgments and findings. Additional space is provided at the end of this checklist for documenting other comments.

### Anchorage

1. Is the anchorage configuration verification required (i.e., is the item one of the 50% of SWEL items requiring such verification)?

Y	N
X	

*Mounted on inverted channels, channels are stitch welded at front and back, 3" at 11" o.c.*

2. Is the anchorage free of bent, broken, missing or loose hardware?

Y	N	U	N/A
X			

3. Is the anchorage free of corrosion that is more than mild surface oxidation?

Y	N	U	N/A
X			

4. Is the anchorage free of visible cracks in the concrete near the anchors?

Y	N	U	N/A
X			

5. Is the anchorage configuration consistent with plant documentation?

(Note: This question only applies if the item is one of the 50% for which an anchorage configuration verification is required.)

*Drawing 2001.260-363-082L confirms anchor weld configuration as 3" long at 11" on center at front and back.*

Y	N	U	N/A
X			

6. Based on the above anchorage evaluations, is the anchorage free of potentially adverse seismic conditions?

Y	N	U
X		



Status: ☒ Y ☐ N ☐ U

**Seismic Walkdown Checklist (SWC)**

Equipment ID No. PNL DC2-07

Equip. Class 14. Distribution Panels

Equipment Description 125 VDC Emergency Distribution Panel

**Interaction Effects**

7. Are soft targets free from impact by nearby equipment or structures?

Y	N	U	N/A
X			

8. Are overhead equipment, distribution systems, ceiling tiles and lighting, and masonry block walls not likely to collapse onto the equipment?

Y	N	U	N/A
X			

9. Do attached lines have adequate flexibility to avoid damage?

Y	N	U	N/A
X			

10. Based on the above seismic interaction evaluations, is equipment free of potentially adverse seismic interaction effects?

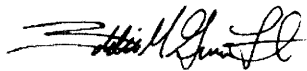
Y	N	U
X		

**Other Adverse Conditions**

11. Have you looked for and found no other seismic conditions that could adversely affect the safety functions of the equipment?

Y	N	U
X		

**Comments** (Additional pages may be added as necessary)



Evaluated by: Eddie M. Guerra Date: 10/10/2012



Brian A. Lucarelli Date: 10/10/2012

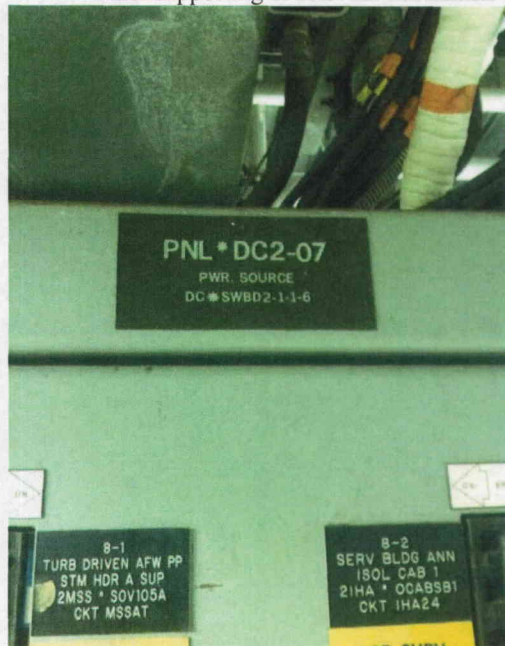
Status: Y N U

**Seismic Walkdown Checklist (SWC)**


Equipment ID No. PNL DC2-07 Equip. Class 14. Distribution Panels

Equipment Description 125 VDC Emergency Distribution Panel

Other supporting or relevant documents and photos (if any):



File Name: 2-61-18-2-26.jpeg  
Description: Component Plate ID



File Name: 2-62-18-2-26.jpeg  
Description: General View of Component

Status:    ☒    ☐ N    ☐ U

**Seismic Walkdown Checklist (SWC)**


Equipment ID No.    PNL DC2-07

Equip. Class 14. Distribution Panels

Equipment Description    125 VDC Emergency Distribution Panel



File Name: 2-63-18-2-26.jpeg  
Description: View of Anchor Weld



File Name: 2-61-16-2-26.jpeg  
Description: View of Opened Cabinet



Status:    ☒    ☐ N    ☐ U

**Seismic Walkdown Checklist (SWC)**

Equipment ID No.    PNL DC2-07

Equip. Class 14. Distribution Panels

Equipment Description    125 VDC Emergency Distribution Panel



File Name: 2-63-16-2-26.jpeg

Description: View of Internal Components



Status: ☒ Y ☐ N ☐ U

**Seismic Walkdown Checklist (SWC)**

Equipment ID No. PNL DC2-19 Equip. Class 14. Distribution Panels

Equipment Description 125 VDC Distribution Panel

Location: Bldg. SRVB Floor El. 730 Room Emerg SWGR AE

Manufacturer, Model, Etc. \_\_\_\_\_

**Instructions for Completing Checklist**

This checklist may be used to document the results of the Seismic Walkdown of an item of equipment on the SWEL. The space below each of the following questions may be used to record the results of judgments and findings. Additional space is provided at the end of this checklist for documenting other comments.

**Anchorage**

1. Is the anchorage configuration verification required (i.e., is the item one of the 50% of SWEL items requiring such verification)?

Y	N
X	

*Mounted on inverted channels, channels are stitch welded at front and back, 3" at 11" o.c.*

2. Is the anchorage free of bent, broken, missing or loose hardware?

Y	N	U	N/A
X			

3. Is the anchorage free of corrosion that is more than mild surface oxidation?

Y	N	U	N/A
X			

4. Is the anchorage free of visible cracks in the concrete near the anchors?

Y	N	U	N/A
X			

5. Is the anchorage configuration consistent with plant documentation?

(Note: This question only applies if the item is one of the 50% for which an anchorage configuration verification is required.)

*Drawing 2001.260-363-156A confirms anchor weld configuration as 3" long at 11" on center at front and back.*

Y	N	U	N/A
X			

6. Based on the above anchorage evaluations, is the anchorage free of potentially adverse seismic conditions?

Y	N	U
X		

Status:    ☒    N    U

**Seismic Walkdown Checklist (SWC)**

Equipment ID No.    PNL DC2-19

Equip. Class 14. Distribution Panels

Equipment Description    125 VDC Distribution Panel

**Interaction Effects**

7. Are soft targets free from impact by nearby equipment or structures?

Y	N	U	N/A
X			

8. Are overhead equipment, distribution systems, ceiling tiles and lighting, and masonry block walls not likely to collapse onto the equipment?

Y	N	U	N/A
X			

9. Do attached lines have adequate flexibility to avoid damage?

Y	N	U	N/A
X			

10. Based on the above seismic interaction evaluations, is equipment free of potentially adverse seismic interaction effects?


Y	N	U
X		

**Other Adverse Conditions**

11. Have you looked for and found no other seismic conditions that could adversely affect the safety functions of the equipment?

Y	N	U
X		

**Comments** (Additional pages may be added as necessary)



Evaluated by:    Eddie M. Guerra    Date:    10/10/2012



Brian A. Lucarelli    Date:    10/10/2012

Status: ☒ Y    ☐ N    ☐ U


**Seismic Walkdown Checklist (SWC)**

Equipment ID No. PNL DC2-19

Equip. Class 14. Distribution Panels

Equipment Description 125 VDC Distribution Panel

Other supporting or relevant documents and photos (if any):



File Name: 2-61-17-2-26.jpeg

Description: Component Plate ID



File Name: 2-62-17-2-26.jpeg

Description: General View of Component

Status:    ☒    ☐ N    ☐ U

**Seismic Walkdown Checklist (SWC)**

Equipment ID No.    PNL DC2-19

Equip. Class 14. Distribution Panels

Equipment Description    125 VDC Distribution Panel



File Name: 2-63-17-2-26.jpeg  
Description: View of Anchor Welds



File Name: 2-64-17-2-26.jpeg  
Description: View of Opened Cabinet



Status:    ☒    ☐ N    ☐ U

**Seismic Walkdown Checklist (SWC)**

Equipment ID No.    PNL DC2-19

Equip. Class 14. Distribution Panels

Equipment Description    125 VDC Distribution Panel



File Name: 2-73-17-2-26.jpeg

Description: View of Internal Components



File Name: 2-95-17-2-26.jpeg

Description: View of Internal Welding

Status: ☒ Y ☐ N ☐ U

**Seismic Walkdown Checklist (SWC)**

Equipment ID No. PNL-2BLG-SER Equip. Class 20. Instrument and Control Panels

Equipment Description Building Service Control Panel

Location: Bldg. CNTB Floor El. 735 Room Control Room

Manufacturer, Model, Etc. \_\_\_\_\_

**Instructions for Completing Checklist**

This checklist may be used to document the results of the Seismic Walkdown of an item of equipment on the SWEL. The space below each of the following questions may be used to record the results of judgments and findings. Additional space is provided at the end of this checklist for documenting other comments.

**Anchorage**

1. Is the anchorage configuration verification required (i.e., is the item one of the 50% of SWEL items requiring such verification)?

*Panel is welded to embeds with average of 5" of 1/4" fillet welds at 12" o.c. at front and back of panel.*

Y	N
	X

2. Is the anchorage free of bent, broken, missing or loose hardware?

Y	N	U	N/A
X			

3. Is the anchorage free of corrosion that is more than mild surface oxidation?

Y	N	U	N/A
X			

4. Is the anchorage free of visible cracks in the concrete near the anchors?

Y	N	U	N/A
X			

5. Is the anchorage configuration consistent with plant documentation?

(Note: This question only applies if the item is one of the 50% for which an anchorage configuration verification is required.)

Y	N	U	N/A
			X

6. Based on the above anchorage evaluations, is the anchorage free of potentially adverse seismic conditions?

Y	N	U
X		

Status: ☒ N ☐ U

**Seismic Walkdown Checklist (SWC)**

Equipment ID No. PNL-2BLG-SER

Equip. Class 20. Instrument and Control Panels

Equipment Description

Building Service Control Panel

**Interaction Effects**

7. Are soft targets free from impact by nearby equipment or structures?

Y	N	U	N/A
X			

*Control room ceiling main runners are supported from concrete ceiling by wires at ~4' spacing. Each ceiling tile (i.e., egg grating) is tied to the main runners at each of its four corners and judged not to be a potential falling hazard.*

8. Are overhead equipment, distribution systems, ceiling tiles and lighting, and masonry block walls not likely to collapse onto the equipment?

Y	N	U	N/A
X			

9. Do attached lines have adequate flexibility to avoid damage?

Y	N	U	N/A
X			

10. Based on the above seismic interaction evaluations, is equipment free of potentially adverse seismic interaction effects?


Y	N	U
X		

**Other Adverse Conditions**

11. Have you looked for and found no other seismic conditions that could adversely affect the safety functions of the equipment?

Y	N	U
X		

**Comments** (Additional pages may be added as necessary)



Evaluated by:

Eddie M. Guerra

Date:

10/10/2012



Brian A. Lucarelli

Date:

10/10/2012

Status:   Ⓢ   N   U

**Seismic Walkdown Checklist (SWC)**

Equipment ID No.   PNL-2BLG-SER


Equip. Class 20. Instrument and Control Panels

Equipment Description   Building Service Control Panel

Other supporting or relevant documents and photos (if any):



File Name: 2HVR-TI228(4).jpg  
Description: General View of Inside Cabinet



File Name: 2HVR-TI228-1(2).jpg  
Description: General View of Inside Cabinet



Status:   Ⓢ   N   U

**Seismic Walkdown Checklist (SWC)**

Equipment ID No.   PNL-2BLG-SER

Equip. Class 20. Instrument and Control Panels

Equipment Description

Building Service Control Panel



File Name: 2HVR-TI228(1).jpg  
Description: View of Cabinet Anchorage



File Name: 2HVR-TI228-1(3).jpg  
Description: View of Cabinet Anchorage

Status: ☒ Y    ☐ N    ☐ U

**Seismic Walkdown Checklist (SWC)**

Equipment ID No. PNL-2RPU-A

Equip. Class 20. Instrument and Control Panels

Equipment Description Remote Processing Unit "A" Panel

Location: Bldg. CNTB Floor El. 707 Room CNTB 707

Manufacturer, Model, Etc. \_\_\_\_\_

**Instructions for Completing Checklist**

This checklist may be used to document the results of the Seismic Walkdown of an item of equipment on the SWEL. The space below each of the following questions may be used to record the results of judgments and findings. Additional space is provided at the end of this checklist for documenting other comments.

**Anchorage**

1. Is the anchorage configuration verification required (i.e., is the item one of the 50% of SWEL items requiring such verification)?

*4" weld at corner of cabinet. Unable to view welding at front of cabinet due to floor frame.*

Y	N
	X

2. Is the anchorage free of bent, broken, missing or loose hardware?

Y	N	U	N/A
X			

3. Is the anchorage free of corrosion that is more than mild surface oxidation?

Y	N	U	N/A
X			

4. Is the anchorage free of visible cracks in the concrete near the anchors?

Y	N	U	N/A
X			

5. Is the anchorage configuration consistent with plant documentation?

(Note: This question only applies if the item is one of the 50% for which an anchorage configuration verification is required.)

Y	N	U	N/A
			X

6. Based on the above anchorage evaluations, is the anchorage free of potentially adverse seismic conditions?

Y	N	U
X		

Status: ☒ Y ☐ N ☐ U

**Seismic Walkdown Checklist (SWC)**

Equipment ID No. PNL-2RPU-A

Equip. Class 20. Instrument and Control Panels

Equipment Description Remote Processing Unit "A" Panel

**Interaction Effects**

7. Are soft targets free from impact by nearby equipment or structures?

Y	N	U	N/A
X			

8. Are overhead equipment, distribution systems, ceiling tiles and lighting, and masonry block walls not likely to collapse onto the equipment?

Y	N	U	N/A
X			

9. Do attached lines have adequate flexibility to avoid damage?

Y	N	U	N/A
X			

10. Based on the above seismic interaction evaluations, is equipment free of potentially adverse seismic interaction effects?

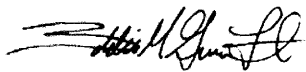
Y	N	U
X		

**Other Adverse Conditions**

11. Have you looked for and found no other seismic conditions that could adversely affect the safety functions of the equipment?

Y	N	U
X		

**Comments** (Additional pages may be added as necessary)



Evaluated by: Eddie M. Guerra Date: 10/10/2012



Brian A. Lucarelli Date: 10/10/2012

Status:    ☒    ☐ N    ☐ U


**Seismic Walkdown Checklist (SWC)**

Equipment ID No.    PNL-2RPU-A

Equip. Class 20. Instrument and Control Panels

Equipment Description    Remote Processing Unit "A" Panel

Other supporting or relevant documents and photos (if any):



File Name: 2-61-6-2-06.jpeg  
Description: Component Plate ID



File Name: 2-62-6-2-06.jpeg  
Description: General View of Component



Status:   Ⓢ       N       U

**Seismic Walkdown Checklist (SWC)**

Equipment ID No.   PNL-2RPU-A

Equip. Class 20. Instrument and Control Panels

Equipment Description   Remote Processing Unit "A" Panel



File Name: 2-63-6-2-06.jpeg  
Description: View of Anchor Welds



File Name: 2-64-6-2-06.jpeg  
Description: View of Anchor Welds

Status: Y ☒ U

**Seismic Walkdown Checklist (SWC)**

Equipment ID No. PNL-SEQ-244

Equip. Class 20. Instrument and Control Panels

Equipment Description D/G 2-1 Sequencing And Test Panel

Location: Bldg. SRVB Floor El. 730 Room Emerg SWGR AE

Manufacturer, Model, Etc. \_\_\_\_\_

**Instructions for Completing Checklist**

This checklist may be used to document the results of the Seismic Walkdown of an item of equipment on the SWEL. The space below each of the following questions may be used to record the results of judgments and findings. Additional space is provided at the end of this checklist for documenting other comments.

**Anchorage**

1. Is the anchorage configuration verification required (i.e., is the item one of the 50% of SWEL items requiring such verification)?

Y	N
X	

*5th panel in a line of 17. Adjacent panels confirmed to be bolted together internally. Panel anchored by stitch weld along front and back, 5"@8"o.c. (4 welds each along front and back)*

2. Is the anchorage free of bent, broken, missing or loose hardware?

Y	N	U	N/A
X			

3. Is the anchorage free of corrosion that is more than mild surface oxidation?

Y	N	U	N/A
X			

4. Is the anchorage free of visible cracks in the concrete near the anchors?

Y	N	U	N/A
X			

5. Is the anchorage configuration consistent with plant documentation?

(Note: This question only applies if the item is one of the 50% for which an anchorage configuration verification is required.)

*Drawing No. 10080-R confirms anchor weld configuration as 4 welds each for front and back, 5" long at 8"on center.*

Y	N	U	N/A
X			

6. Based on the above anchorage evaluations, is the anchorage free of potentially adverse seismic conditions?

Y	N	U
X		

Status: Y **N** U

**Seismic Walkdown Checklist (SWC)**

Equipment ID No. PNL-SEQ-244

Equip. Class 20. Instrument and Control Panels

Equipment Description D/G 2-1 Sequencing And Test Panel

**Interaction Effects**

7. Are soft targets free from impact by nearby equipment or structures?

Y	N	U	N/A
	X		

*Flourescent lights in the area are chain hung and capable of swinging and impacting row of cabinets near this component. CR-2012-14463 generated to document this condition.*

8. Are overhead equipment, distribution systems, ceiling tiles and lighting, and masonry block walls not likely to collapse onto the equipment?

Y	N	U	N/A
X			

*Overhead cable trays adequately supported.*

9. Do attached lines have adequate flexibility to avoid damage?

Y	N	U	N/A
X			

*Attached top conduit is adequately flexible.*

10. Based on the above seismic interaction evaluations, is equipment free of potentially adverse seismic interaction effects?


Y	N	U
	X	

**Other Adverse Conditions**

11. Have you looked for and found no other seismic conditions that could adversely affect the safety functions of the equipment?

Y	N	U
X		

**Comments** (Additional pages may be added as necessary)



Evaluated by: Eddie M. Guerra

Date: 10/10/2012



Brian A. Lucarelli

Date: 10/10/2012

Status: Y    Ⓝ    U


**Seismic Walkdown Checklist (SWC)**

Equipment ID No. PNL-SEQ-244

Equip. Class 20. Instrument and Control Panels

Equipment Description D/G 2-1 Sequencing And Test Panel

Other supporting or relevant documents and photos (if any):



File Name: PNL-SEQ-244(1).jpg  
Description: Component Plate ID



File Name: PNL-SEQ-244(2).jpg  
Description: General View of Component




Status: Y ☒ U

**Seismic Walkdown Checklist (SWC)**

Equipment ID No. PNL-SEQ-244

Equip. Class 20. Instrument and Control Panels

Equipment Description D/G 2-1 Sequencing And Test Panel



File Name: PNL-SEQ-244(3).jpg  
Description: View of Anchor Weld



File Name: PNL-SEQ-244(4).jpg  
Description: View of Flexible Top Lines


Status: Y    ☒    U

**Seismic Walkdown Checklist (SWC)**


Equipment ID No. PNL-SEQ-244

Equip. Class 20. Instrument and Control Panels

Equipment Description D/G 2-1 Sequencing And Test Panel



File Name: 2-61-14-2-26.jpeg  
Description: View of Opened Cabinet



File Name: 2-62-14-2-26.jpeg  
Description: View of Internal Welding in Front of Cabinet



Status: Y    ①    U

**Seismic Walkdown Checklist (SWC)**


Equipment ID No. PNL-SEQ-244

Equip. Class 20. Instrument and Control Panels

Equipment Description D/G 2-1 Sequencing And Test Panel



File Name: 2-63-14-2-26.jpeg  
Description: View of Internal of Back of Cabinet



File Name: 2-73-14-2-26.jpeg  
Description: Adjacent Cabinets are Bolted Together


Status: Y    ☒    U

**Seismic Walkdown Checklist (SWC)**

Equipment ID No. PNL-SEQ-244

Equip. Class 20. Instrument and Control Panels

Equipment Description D/G 2-1 Sequencing And Test Panel



File Name: 2-94-14-2-26.jpeg

Description: View of Internal Cabinet Components



Status:    ☒    N    U

**Seismic Walkdown Checklist (SWC)**

Equipment ID No. PNL-VITBS2-1A

Equip. Class 14. Distribution Panels

Equipment Description 120VAC Vital BUS 1 Distribution

Location: Bldg. CNTB

Floor El. 707

Room CNTB 707 SW Corner

Manufacturer, Model, Etc. \_\_\_\_\_

**Instructions for Completing Checklist**

This checklist may be used to document the results of the Seismic Walkdown of an item of equipment on the SWEL. The space below each of the following questions may be used to record the results of judgments and findings. Additional space is provided at the end of this checklist for documenting other comments.

**Anchorage**

1. Is the anchorage configuration verification required (i.e., is the item one of the 50% of SWEL items requiring such verification)?

Y	N
<input checked="" type="checkbox"/>	<input checked="" type="checkbox"/>

*Wall-mounted panel. Anchorage is not accessible without disassembling panel. No further inspection required since component is not part of 50% anchorage verification. Drawing 79178-S5 shows 8-1/2" diameter anchors to attach this panel to the wall. Field observation indicated eight attachment points to the wall, consistent with the design drawing.*

2. Is the anchorage free of bent, broken, missing or loose hardware?  
*No visible signs observed.*

Y	N	U	N/A
<input checked="" type="checkbox"/>	<input type="checkbox"/>	<input type="checkbox"/>	<input type="checkbox"/>

3. Is the anchorage free of corrosion that is more than mild surface oxidation?

Y	N	U	N/A
<input checked="" type="checkbox"/>	<input type="checkbox"/>	<input type="checkbox"/>	<input type="checkbox"/>

*Panel is in dry environment and no corrosion is expected.*

4. Is the anchorage free of visible cracks in the concrete near the anchors?

Y	N	U	N/A
<input checked="" type="checkbox"/>	<input type="checkbox"/>	<input type="checkbox"/>	<input type="checkbox"/>

5. Is the anchorage configuration consistent with plant documentation?  
(Note: This question only applies if the item is one of the 50% for which an anchorage configuration verification is required.)

Y	N	U	N/A
<input type="checkbox"/>	<input type="checkbox"/>	<input type="checkbox"/>	<input checked="" type="checkbox"/>

6. Based on the above anchorage evaluations, is the anchorage free of potentially adverse seismic conditions?

Y	N	U
<input checked="" type="checkbox"/>	<input type="checkbox"/>	<input type="checkbox"/>

Status: ☒ Y ☐ N ☐ U

**Seismic Walkdown Checklist (SWC)**

Equipment ID No. PNL-VITBS2-1A

Equip. Class 14. Distribution Panels

Equipment Description 120VAC Vital BUS 1 Distribution

**Interaction Effects**

7. Are soft targets free from impact by nearby equipment or structures?

Y	N	U	N/A
X			

8. Are overhead equipment, distribution systems, ceiling tiles and lighting, and masonry block walls not likely to collapse onto the equipment?

Y	N	U	N/A
X			

9. Do attached lines have adequate flexibility to avoid damage?

Y	N	U	N/A
X			

10. Based on the above seismic interaction evaluations, is equipment free of potentially adverse seismic interaction effects?

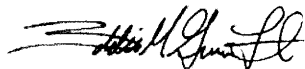
Y	N	U
X		

**Other Adverse Conditions**

11. Have you looked for and found no other seismic conditions that could adversely affect the safety functions of the equipment?

Y	N	U
X		

**Comments** (Additional pages may be added as necessary)



Evaluated by: Eddie M. Guerra Date: 10/10/2012



Brian A. Lucarelli Date: 10/10/2012

Status:   Ⓢ       N       U

**Seismic Walkdown Checklist (SWC)**

Equipment ID No.   PNL-VITBS2-1A

Equip. Class 14. Distribution Panels

Equipment Description       120VAC Vital BUS 1 Distribution

Other supporting or relevant documents and photos (if any):



File Name: 2-61-2-2-06.jpeg

Description: Component Plate ID



File Name: 2-62-2-2-06.jpeg

Description: General View of Component

Status:    ☒    ☐ N    ☐ U

**Seismic Walkdown Checklist (SWC)**

Equipment ID No.    PNL-VITBS2-1A

Equip. Class 14. Distribution Panels

Equipment Description    120VAC Vital BUS 1 Distribution



File Name: 2-63-2-2-06.jpeg

Description: Anchorage Inaccessible



Status: ☒ N ☐ U

**Seismic Walkdown Checklist (SWC)**

Equipment ID No. PNL-VITBS2-2C Equip. Class 14. Distribution Panels

Equipment Description 120 VAC Vital BUS II Distribution

Location: Bldg. CNTB Floor El. 735 Room Control Room

Manufacturer, Model, Etc. \_\_\_\_\_

**Instructions for Completing Checklist**

This checklist may be used to document the results of the Seismic Walkdown of an item of equipment on the SWEL. The space below each of the following questions may be used to record the results of judgments and findings. Additional space is provided at the end of this checklist for documenting other comments.

**Anchorage**

1. Is the anchorage configuration verification required (i.e., is the item one of the 50% of SWEL items requiring such verification)?

Y	N
	X

*Large wall-mounted panel. Anchorage is not accessible without disassembling panel. Drawing 79178-S5 shows 8-1/2" diameter anchors to attach this panel to the wall. Field observation indicated eight attachment points to the wall, consistent with the design drawing.*

2. Is the anchorage free of bent, broken, missing or loose hardware?  
*No visible signs observed.*

Y	N	U	N/A
X			

3. Is the anchorage free of corrosion that is more than mild surface oxidation?

Y	N	U	N/A
X			

*Panel is in dry environment and no corrosion is expected.*

4. Is the anchorage free of visible cracks in the concrete near the anchors?

Y	N	U	N/A
X			

5. Is the anchorage configuration consistent with plant documentation?  
(Note: This question only applies if the item is one of the 50% for which an anchorage configuration verification is required.)

Y	N	U	N/A
			X

6. Based on the above anchorage evaluations, is the anchorage free of potentially adverse seismic conditions?

Y	N	U
X		

Status: ☒ Y ☐ N ☐ U

**Seismic Walkdown Checklist (SWC)**

Equipment ID No. PNL-VITBS2-2C

Equip. Class 14. Distribution Panels

Equipment Description 120 VAC Vital BUS II Distribution

**Interaction Effects**

7. Are soft targets free from impact by nearby equipment or structures?

Y	N	U	N/A
X			

8. Are overhead equipment, distribution systems, ceiling tiles and lighting, and masonry block walls not likely to collapse onto the equipment?

Y	N	U	N/A
X			

9. Do attached lines have adequate flexibility to avoid damage?  
*Attached lines have adequate flexibility.*

Y	N	U	N/A
X			

10. Based on the above seismic interaction evaluations, is equipment free of potentially adverse seismic interaction effects?

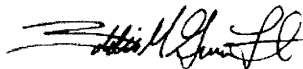
Y	N	U
X		

**Other Adverse Conditions**

11. Have you looked for and found no other seismic conditions that could adversely affect the safety functions of the equipment?

Y	N	U
X		

**Comments** (Additional pages may be added as necessary)



Evaluated by: Eddie M. Guerra Date: 10/10/2012



Brian A. Lucarelli Date: 10/10/2012

Status:    ☒    ☐    ☐


**Seismic Walkdown Checklist (SWC)**

Equipment ID No.    PNL-VITBS2-2C

Equip. Class 14. Distribution Panels

Equipment Description    120 VAC Vital BUS II Distribution

Other supporting or relevant documents and photos (if any):



File Name: PNL-VITBS2-2C(1).jpg  
Description: Component Plate ID



File Name: PNL-VITBS2-2C(2).jpg  
Description: General View of Component

Status:    ☒    ☐ N    ☐ U

**Seismic Walkdown Checklist (SWC)**

Equipment ID No.    PNL-VITBS2-2C

Equip. Class 14. Distribution Panels

Equipment Description    120 VAC Vital BUS II Distribution



File Name: PNL-VITBS2-2C(3).jpg  
Description: View of Attached Lines



File Name: PNL-VITBS2-2C(4).jpg  
Description: View of Anchorage to Wall



Status: ☒ Y ☐ N ☐ U

**Seismic Walkdown Checklist (SWC)**

Equipment ID No. RK-2AUX-REL-C

Equip. Class 20. Instrument and Control Panels

Equipment Description Aux Relay Rack

Location: Bldg. CNTB

Floor El. 707

Room CNTB 707

Manufacturer, Model, Etc. \_\_\_\_\_

**Instructions for Completing Checklist**

This checklist may be used to document the results of the Seismic Walkdown of an item of equipment on the SWEL. The space below each of the following questions may be used to record the results of judgments and findings. Additional space is provided at the end of this checklist for documenting other comments.

**Anchorage**

1. Is the anchorage configuration verification required (i.e., is the item one of the 50% of SWEL items requiring such verification)?

*Cabinet exterior is welded at corners to floor mounted W-section support beams.*

Y	N
<input checked="" type="checkbox"/>	<input checked="" type="checkbox"/>

2. Is the anchorage free of bent, broken, missing or loose hardware?

Y	N	U	N/A
<input checked="" type="checkbox"/>	<input type="checkbox"/>	<input type="checkbox"/>	<input type="checkbox"/>

3. Is the anchorage free of corrosion that is more than mild surface oxidation?

Y	N	U	N/A
<input checked="" type="checkbox"/>	<input type="checkbox"/>	<input type="checkbox"/>	<input type="checkbox"/>

4. Is the anchorage free of visible cracks in the concrete near the anchors?

Y	N	U	N/A
<input checked="" type="checkbox"/>	<input type="checkbox"/>	<input type="checkbox"/>	<input type="checkbox"/>

5. Is the anchorage configuration consistent with plant documentation?

(Note: This question only applies if the item is one of the 50% for which an anchorage configuration verification is required.)

Y	N	U	N/A
<input type="checkbox"/>	<input type="checkbox"/>	<input type="checkbox"/>	<input checked="" type="checkbox"/>

6. Based on the above anchorage evaluations, is the anchorage free of potentially adverse seismic conditions?

Y	N	U
<input checked="" type="checkbox"/>	<input type="checkbox"/>	<input type="checkbox"/>

Status: ☒ Y ☐ N ☐ U

**Seismic Walkdown Checklist (SWC)**

Equipment ID No. RK-2AUX-REL-C

Equip. Class 20. Instrument and Control Panels

Equipment Description Aux Relay Rack

**Interaction Effects**

7. Are soft targets free from impact by nearby equipment or structures?

Y	N	U	N/A
X			

8. Are overhead equipment, distribution systems, ceiling tiles and lighting, and masonry block walls not likely to collapse onto the equipment?

Y	N	U	N/A
X			

9. Do attached lines have adequate flexibility to avoid damage?

Y	N	U	N/A
X			

10. Based on the above seismic interaction evaluations, is equipment free of potentially adverse seismic interaction effects?


Y	N	U
X		

**Other Adverse Conditions**

11. Have you looked for and found no other seismic conditions that could adversely affect the safety functions of the equipment?

Y	N	U
X		

**Comments** (Additional pages may be added as necessary)



Evaluated by: Eddie M. Guerra Date: 10/10/2012



Brian A. Lucarelli Date: 10/10/2012

Status:    ☒    ☐ N    ☐ U


**Seismic Walkdown Checklist (SWC)**

Equipment ID No.    RK-2AUX-REL-C

Equip. Class 20. Instrument and Control Panels

Equipment Description    Aux Relay Rack

Other supporting or relevant documents and photos (if any):



File Name: 2-61-7-2-06.jpeg

Description: Component Plate ID



File Name: 2-62-7-2-06.jpeg

Description: General View of Component

Status:   Ⓢ       N       U


**Seismic Walkdown Checklist (SWC)**

Equipment ID No.   RK-2AUX-REL-C

Equip. Class 20. Instrument and Control Panels

Equipment Description       Aux Relay Rack

---



File Name: 2-63-7-2-06.jpeg  
Description: View of Anchor Welds



File Name: 2-64-7-2-06.jpeg  
Description: View of Interior at Cabinet Base



Status:   Ⓢ   N   U

**Seismic Walkdown Checklist (SWC)**

Equipment ID No.   RK-2AUX-REL-C

Equip. Class 20. Instrument and Control Panels

Equipment Description   Aux Relay Rack



File Name: 2-73-7-2-06.jpeg

Description: View of Interior Components

Status: ☒ Y ☐ N ☐ U

**Seismic Walkdown Checklist (SWC)**

Equipment ID No. RK-2PRI-PROC-1

Equip. Class 20. Instrument and Control Panels

Equipment Description Primary Process Control Panel 1

Location: Bldg. CNTB

Floor El. 707

Room CNTB 707

Manufacturer, Model, Etc. \_\_\_\_\_

**Instructions for Completing Checklist**

This checklist may be used to document the results of the Seismic Walkdown of an item of equipment on the SWEL. The space below each of the following questions may be used to record the results of judgments and findings. Additional space is provided at the end of this checklist for documenting other comments.

**Anchorage**

1. Is the anchorage configuration verification required (i.e., is the item one of the 50% of SWEL items requiring such verification)?

Y	N
	X

*One cabinet in row of 5. Exterior of cabinet is welded to wide flange with 6" welds at corners 8" weld in center. Wide flange anchored to floor with 3/8" anchor bolts every 3ft.*

2. Is the anchorage free of bent, broken, missing or loose hardware?

Y	N	U	N/A
X			

3. Is the anchorage free of corrosion that is more than mild surface oxidation?

Y	N	U	N/A
X			

4. Is the anchorage free of visible cracks in the concrete near the anchors?

Y	N	U	N/A
X			

5. Is the anchorage configuration consistent with plant documentation?  
(Note: This question only applies if the item is one of the 50% for which an anchorage configuration verification is required.)

Y	N	U	N/A
			X

6. Based on the above anchorage evaluations, is the anchorage free of potentially adverse seismic conditions?

Y	N	U
X		

Status: ☒ Y ☐ N ☐ U

**Seismic Walkdown Checklist (SWC)**

Equipment ID No. RK-2PRI-PROC-1

Equip. Class 20. Instrument and Control Panels

Equipment Description Primary Process Control Panel 1

**Interaction Effects**

	Y	N	U	N/A
7. Are soft targets free from impact by nearby equipment or structures?	X			
8. Are overhead equipment, distribution systems, ceiling tiles and lighting, and masonry block walls not likely to collapse onto the equipment?	X			
9. Do attached lines have adequate flexibility to avoid damage?	X			
10. Based on the above seismic interaction evaluations, is equipment free of potentially adverse seismic interaction effects?	X			

**Other Adverse Conditions**

	Y	N	U
11. Have you looked for and found no other seismic conditions that could adversely affect the safety functions of the equipment?	X		

**Comments** (Additional pages may be added as necessary)



Evaluated by: Eddie M. Guerra Date: 10/10/2012



Brian A. Lucarelli Date: 10/10/2012

Status:    ☒    ☐ N    ☐ U

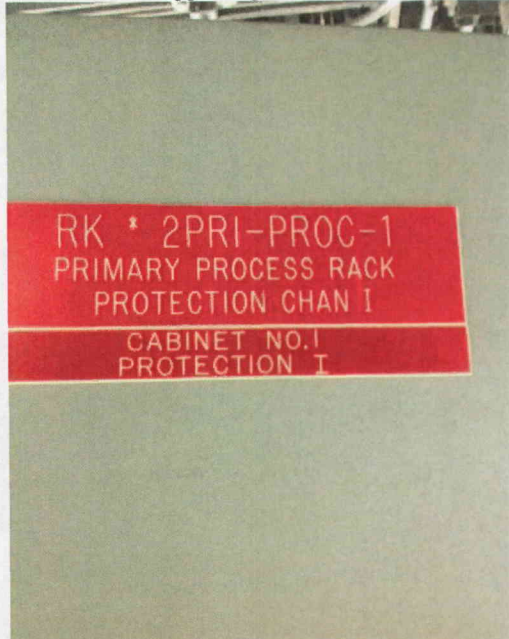
**Seismic Walkdown Checklist (SWC)**

Equipment ID No.    RK-2PRI-PROC-1

Equip. Class 20. Instrument and Control Panels

Equipment Description    Primary Process Control Panel 1

Other supporting or relevant documents and photos (if any):



File Name: 2-61-3-2-06.jpeg  
Description: Component Plate ID



File Name: 2-62-3-2-06.jpeg  
Description: View of Interior at Cabinet Base




Status:   Ⓢ       N       U

**Seismic Walkdown Checklist (SWC)**

Equipment ID No.   RK-2PRI-PROC-1

Equip. Class 20. Instrument and Control Panels

Equipment Description       Primary Process Control Panel 1



File Name: 2-64-3-2-06.jpeg  
Description: View of Opened Cabinet



File Name: 2-73-3-2-06.jpeg  
Description: General View of Component

Status:   Ⓢ   N   U

**Seismic Walkdown Checklist (SWC)**

Equipment ID No. RK-2PRI-PROC-1

Equip. Class 20. Instrument and Control Panels

Equipment Description Primary Process Control Panel 1



File Name: 2-95-3-2-06.jpeg

Description: View of Anchor Weld and Wide Flange Anchor Bolt



File Name: 2-96-3-2-06.jpeg

Description: View of Anchor Welds

Status: ☒ Y ☐ N ☐ U

### Seismic Walkdown Checklist (SWC)

Equipment ID No. RK-2PRI-PROC-2

Equip. Class 20. Instrument and Control Panels

Equipment Description Primary Process Control Panel 2

Location: Bldg. CNTB

Floor El. 707

Room CNTB 707

Manufacturer, Model, Etc. \_\_\_\_\_

### Instructions for Completing Checklist

This checklist may be used to document the results of the Seismic Walkdown of an item of equipment on the SWEL. The space below each of the following questions may be used to record the results of judgments and findings. Additional space is provided at the end of this checklist for documenting other comments.

### Anchorage

1. Is the anchorage configuration verification required (i.e., is the item one of the 50% of SWEL items requiring such verification)?

Y	N
<input checked="" type="checkbox"/>	<input checked="" type="checkbox"/>

*Exterior of cabinet is welded to wide flange with 6" welds at corners and 2-8" welds in center. Wide flange anchored to floor with 3/8" anchor bolts every 3ft.*

2. Is the anchorage free of bent, broken, missing or loose hardware?

Y	N	U	N/A
<input checked="" type="checkbox"/>	<input type="checkbox"/>	<input type="checkbox"/>	<input type="checkbox"/>

3. Is the anchorage free of corrosion that is more than mild surface oxidation?

Y	N	U	N/A
<input checked="" type="checkbox"/>	<input type="checkbox"/>	<input type="checkbox"/>	<input type="checkbox"/>

4. Is the anchorage free of visible cracks in the concrete near the anchors?

Y	N	U	N/A
<input checked="" type="checkbox"/>	<input type="checkbox"/>	<input type="checkbox"/>	<input type="checkbox"/>

5. Is the anchorage configuration consistent with plant documentation?  
(Note: This question only applies if the item is one of the 50% for which an anchorage configuration verification is required.)

Y	N	U	N/A
<input type="checkbox"/>	<input type="checkbox"/>	<input type="checkbox"/>	<input checked="" type="checkbox"/>

6. Based on the above anchorage evaluations, is the anchorage free of potentially adverse seismic conditions?

Y	N	U
<input checked="" type="checkbox"/>	<input type="checkbox"/>	<input type="checkbox"/>

Status: ☒ Y ☐ N ☐ U

**Seismic Walkdown Checklist (SWC)**

Equipment ID No. RK-2PRI-PROC-2

Equip. Class 20. Instrument and Control Panels

Equipment Description Primary Process Control Panel 2

**Interaction Effects**

7. Are soft targets free from impact by nearby equipment or structures?  
*Adjacent cabinets are bolted together.*

Y	N	U	N/A
X			

8. Are overhead equipment, distribution systems, ceiling tiles and lighting, and masonry block walls not likely to collapse onto the equipment?

Y	N	U	N/A
X			

9. Do attached lines have adequate flexibility to avoid damage?  
*Attached top conduit found with adequate flexibility*

Y	N	U	N/A
X			

10. Based on the above seismic interaction evaluations, is equipment free of potentially adverse seismic interaction effects?

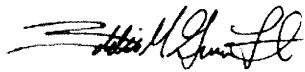
Y	N	U
X		

**Other Adverse Conditions**

11. Have you looked for and found no other seismic conditions that could adversely affect the safety functions of the equipment?

Y	N	U
X		

**Comments** (Additional pages may be added as necessary)



Evaluated by: Eddie M. Guerra

Date: 10/10/2012



Brian A. Lucarelli

Date: 10/10/2012



Status:   Ⓢ   N   U

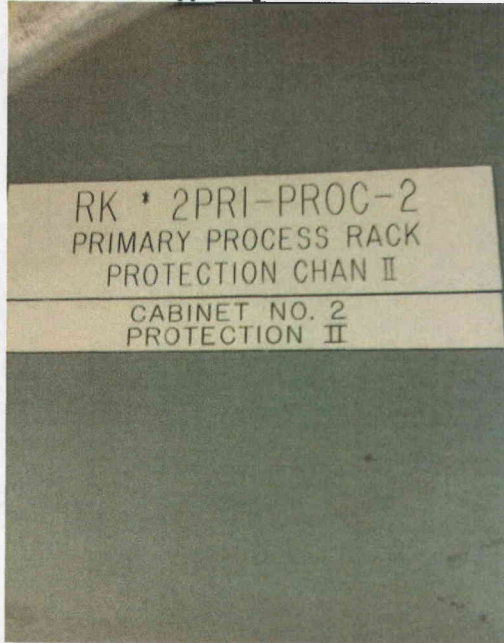
**Seismic Walkdown Checklist (SWC)**

Equipment ID No. RK-2PRI-PROC-2

Equip. Class 20. Instrument and Control Panels

Equipment Description   Primary Process Control Panel 2

Other supporting or relevant documents and photos (if any):



File Name: 2-61-4-2-06.jpeg

Description: Component Plate ID



File Name: 2-62-4-2-06.jpeg

Description: View of Interior Components

Status:   Ⓢ   N   U

**Seismic Walkdown Checklist (SWC)**

Equipment ID No. RK-2PRI-PROC-2

Equip. Class 20. Instrument and Control Panels

Equipment Description Primary Process Control Panel 2



File Name: 2-63-4-2-06.jpeg  
Description: View of Interior Components



File Name: 2-64-4-2-06.jpeg  
Description: View of Interior at Cabinet Base




Status:   Ⓢ       N       U

**Seismic Walkdown Checklist (SWC)**

Equipment ID No.   RK-2PRI-PROC-2

Equip. Class 20. Instrument and Control Panels

Equipment Description       Primary Process Control Panel 2



File Name: 2-73-4-2-06.jpeg  
Description: View of Interior at Cabinet Base



File Name: 2-94-4-2-06.jpeg  
Description: View of Opened Cabinet

Status:   Ⓢ   N   U

**Seismic Walkdown Checklist (SWC)**

Equipment ID No.   RK-2PRI-PROC-2

Equip. Class 20. Instrument and Control Panels

Equipment Description

Primary Process Control Panel 2



File Name: 2-95-4-2-06.jpeg

Description: Adjacent Cabinets are Bolted Together



File Name: 2-96-4-2-06.jpeg

Description: General View of Component



Status:   Ⓢ       N       U

**Seismic Walkdown Checklist (SWC)**

Equipment ID No.   RK-2PRI-PROC-2

Equip. Class 20. Instrument and Control Panels

Equipment Description   Primary Process Control Panel 2



File Name: 2-97-4-2-06.jpeg  
Description: View of Base Weld

Status: ☒ N ☐ U

**Seismic Walkdown Checklist (SWC)**

Equipment ID No. RK-2SEC-PROC-A Equip. Class 20. Instrument and Control Panels

Equipment Description Emergency Control System Secondary Process Panel

Location: Bldg. CNTB Floor El. 707 Room CNTB 707

Manufacturer, Model, Etc. \_\_\_\_\_

**Instructions for Completing Checklist**

This checklist may be used to document the results of the Seismic Walkdown of an item of equipment on the SWEL. The space below each of the following questions may be used to record the results of judgments and findings. Additional space is provided at the end of this checklist for documenting other comments.

**Anchorage**

1. Is the anchorage configuration verification required (i.e., is the item one of the 50% of SWEL items requiring such verification)?

Y	N
<input type="checkbox"/>	<input checked="" type="checkbox"/>

*Exterior of cabinet is welded to wide flange with 6" welds at corners 8" weld in center.  
Wide flange anchored to floor with 3/8" bolts every 3ft.*

2. Is the anchorage free of bent, broken, missing or loose hardware?

Y	N	U	N/A
<input checked="" type="checkbox"/>	<input type="checkbox"/>	<input type="checkbox"/>	<input type="checkbox"/>

3. Is the anchorage free of corrosion that is more than mild surface oxidation?

Y	N	U	N/A
<input checked="" type="checkbox"/>	<input type="checkbox"/>	<input type="checkbox"/>	<input type="checkbox"/>

4. Is the anchorage free of visible cracks in the concrete near the anchors?

Y	N	U	N/A
<input checked="" type="checkbox"/>	<input type="checkbox"/>	<input type="checkbox"/>	<input type="checkbox"/>

5. Is the anchorage configuration consistent with plant documentation?  
(Note: This question only applies if the item is one of the 50% for which an anchorage configuration verification is required.)

Y	N	U	N/A
<input type="checkbox"/>	<input type="checkbox"/>	<input type="checkbox"/>	<input checked="" type="checkbox"/>

6. Based on the above anchorage evaluations, is the anchorage free of potentially adverse seismic conditions?

Y	N	U
<input checked="" type="checkbox"/>	<input type="checkbox"/>	<input type="checkbox"/>

Status: ☒ Y ☐ N ☐ U

**Seismic Walkdown Checklist (SWC)**

Equipment ID No. RK-2SEC-PROC-A

Equip. Class 20. Instrument and Control Panels

Equipment Description Emergency Control System Secondary Process Panel

**Interaction Effects**

7. Are soft targets free from impact by nearby equipment or structures?

*Adjacent cabinets are bolted together.*

Y	N	U	N/A
X			

8. Are overhead equipment, distribution systems, ceiling tiles and lighting, and masonry block walls not likely to collapse onto the equipment?

Y	N	U	N/A
X			

9. Do attached lines have adequate flexibility to avoid damage?

*Attached top conduit found with adequate flexibility*

Y	N	U	N/A
X			

10. Based on the above seismic interaction evaluations, is equipment free of potentially adverse seismic interaction effects?


Y	N	U
X		

**Other Adverse Conditions**

11. Have you looked for and found no other seismic conditions that could adversely affect the safety functions of the equipment?

Y	N	U
X		

**Comments** (Additional pages may be added as necessary)



Evaluated by: Eddie M. Guerra

Date: 10/10/2012



Brian A. Lucarelli

Date: 10/10/2012

Status:   Ⓢ   N   U

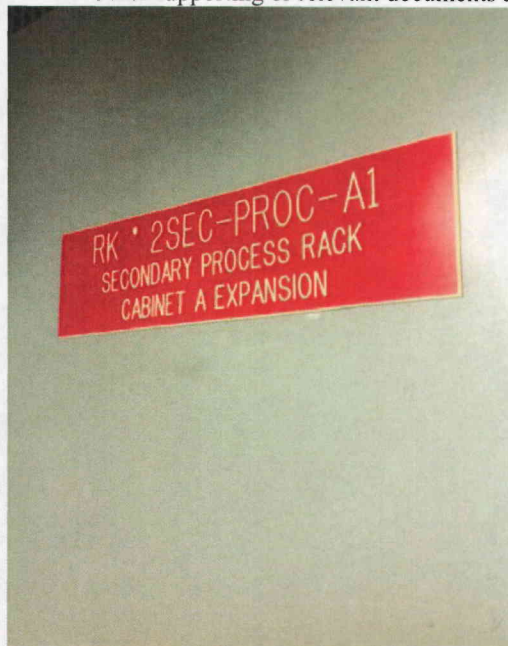
**Seismic Walkdown Checklist (SWC)**

Equipment ID No.   RK-2SEC-PROC-A

Equip. Class 20. Instrument and Control Panels


Equipment Description   Emergency Control System Secondary Process Panel

Other supporting or relevant documents and photos (if any):



File Name: 2-61-5-2-06.jpeg

Description: Component Plate ID



File Name: 2-62-5-2-06.jpeg

Description: Adjacent Cabinets are Bolted Together




Status:   Ⓢ   N   U

**Seismic Walkdown Checklist (SWC)**

Equipment ID No. RK-2SEC-PROC-A

Equip. Class 20. Instrument and Control Panels

Equipment Description   Emergency Control System Secondary Process Panel



File Name: 2-64-5-2-06.jpeg  
Description: View of Interior Components



File Name: 2-73-5-2-06.jpeg  
Description: View of Flexible Top Conduit

Status:   Ⓢ   N   U

**Seismic Walkdown Checklist (SWC)**

Equipment ID No. RK-2SEC-PROC-A

Equip. Class 20. Instrument and Control Panels

Equipment Description   Emergency Control System Secondary Process Panel



File Name: 2-94-5-2-06.jpeg  
Description: General View of Component



File Name: 2-95-5-2-06.jpeg  
Description: View of Base Weld



Status:    ☒    ☐ N    ☐ U

**Seismic Walkdown Checklist (SWC)**

Equipment ID No.    RK-2SEC-PROC-A

Equip. Class 20. Instrument and Control Panels

Equipment Description    Emergency Control System Secondary Process Panel



File Name: 2-97-5-2-06.jpeg

Description: View of Base Weld and Wide Flange Anchor Bolt

Status: ☒ Y    ☐ N    ☐ U

**Seismic Walkdown Checklist (SWC)**

Equipment ID No. RK-2NUC-INS

Equip. Class 20. Instrument and Control Panels

Equipment Description Ins Nuclear Instr System

Location: Bldg. CNTB

Floor El. 735

Room Control Room

Manufacturer, Model, Etc. \_\_\_\_\_

**Instructions for Completing Checklist**

This checklist may be used to document the results of the Seismic Walkdown of an item of equipment on the SWEL. The space below each of the following questions may be used to record the results of judgments and findings. Additional space is provided at the end of this checklist for documenting other comments.

**Anchorage**

1. Is the anchorage configuration verification required (i.e., is the item one of the 50% of SWEL items requiring such verification)?

Y	N
<input checked="" type="checkbox"/>	<input checked="" type="checkbox"/>

*4 section cabinet, adjacent sections are bolted together. Base of cabinet is bolted to wide flange beam with ~1/2" diameter bolts.*

2. Is the anchorage free of bent, broken, missing or loose hardware?

Y	N	U	N/A
<input checked="" type="checkbox"/>	<input type="checkbox"/>	<input type="checkbox"/>	<input type="checkbox"/>

3. Is the anchorage free of corrosion that is more than mild surface oxidation?

Y	N	U	N/A
<input checked="" type="checkbox"/>	<input type="checkbox"/>	<input type="checkbox"/>	<input type="checkbox"/>

4. Is the anchorage free of visible cracks in the concrete near the anchors?

Y	N	U	N/A
<input checked="" type="checkbox"/>	<input type="checkbox"/>	<input type="checkbox"/>	<input type="checkbox"/>

5. Is the anchorage configuration consistent with plant documentation?  
(Note: This question only applies if the item is one of the 50% for which an anchorage configuration verification is required.)

Y	N	U	N/A
<input type="checkbox"/>	<input type="checkbox"/>	<input type="checkbox"/>	<input checked="" type="checkbox"/>

6. Based on the above anchorage evaluations, is the anchorage free of potentially adverse seismic conditions?

Y	N	U
<input checked="" type="checkbox"/>	<input type="checkbox"/>	<input type="checkbox"/>



Status: ☒ Y ☐ N ☐ U

**Seismic Walkdown Checklist (SWC)**

Equipment ID No. RK-2NUC-INS

Equip. Class 20. Instrument and Control Panels

Equipment Description Ins Nuclear Instr System

**Interaction Effects**

7. Are soft targets free from impact by nearby equipment or structures?

Y	N	U	N/A
X			

*Control room ceiling main runners are supported from concrete ceiling by wires at ~4' spacing. Each ceiling tile (i.e., egg grating) is tied to the main runners at each of its four corners and judged not to be a potential falling hazard.*

8. Are overhead equipment, distribution systems, ceiling tiles and lighting, and masonry block walls not likely to collapse onto the equipment?

Y	N	U	N/A
X			

9. Do attached lines have adequate flexibility to avoid damage?

Y	N	U	N/A
X			

10. Based on the above seismic interaction evaluations, is equipment free of potentially adverse seismic interaction effects?


Y	N	U
X		

**Other Adverse Conditions**

11. Have you looked for and found no other seismic conditions that could adversely affect the safety functions of the equipment?

Y	N	U
X		

**Comments** (Additional pages may be added as necessary)



Evaluated by: Eddie M. Guerra

Date: 10/10/2012



Brian A. Lucarelli

Date: 10/10/2012

Status: ☒ Y ☐ N ☐ U

**Seismic Walkdown Checklist (SWC)**

Equipment ID No. RK-2NUC-INS


Equip. Class 20. Instrument and Control Panels

Equipment Description Ins Nuclear Instr System

Other supporting or relevant documents and photos (if any):



File Name: 2-61-7-2-07.jpeg  
Description: Component Plate ID



File Name: 2-98-7-2-07.jpeg  
Description: General View of Component

Status:   Ⓢ       N       U

**Seismic Walkdown Checklist (SWC)**

Equipment ID No.   RK-2NUC-INS

Equip. Class 20. Instrument and Control Panels

Equipment Description       Ins Nuclear Instr System



File Name: 2-63-7-2-07.jpeg  
Description: View of Interior Components



File Name: 2-73-7-2-07.jpeg  
Description: Adjacent Cabinets Bolted Together



Status: ☒ Y ☐ N ☐ U

**Seismic Walkdown Checklist (SWC)**

Equipment ID No. RK-2NUC-INS

Equip. Class 20. Instrument and Control Panels

Equipment Description Ins Nuclear Instr System



File Name: 2-95-7-2-07.jpeg

Description: Cabinet Bolted to W-Flange Beam



File Name: 2-96-7-2-07.jpeg

Description: View of Interior Components




Status:   Ⓢ       N       U

**Seismic Walkdown Checklist (SWC)**

Equipment ID No.   RK-2NUC-INS

Equip. Class 20. Instrument and Control Panels

Equipment Description   Ins Nuclear Instr System



File Name: 2-97-7-2-07.jpeg

Description: View of Interior Components

Status: ☒ N ☐ U

**Seismic Walkdown Checklist (SWC)**

Equipment ID No. TRF-2-8N Equip. Class 4. Transformers

Equipment Description Transformer For Substation 2-8

Location: Bldg. SRVB Floor El. 730 Room Emerg SWGR AE

Manufacturer, Model, Etc. \_\_\_\_\_

**Instructions for Completing Checklist**

This checklist may be used to document the results of the Seismic Walkdown of an item of equipment on the SWEL. The space below each of the following questions may be used to record the results of judgments and findings. Additional space is provided at the end of this checklist for documenting other comments.

**Anchorage**

1. Is the anchorage configuration verification required (i.e., is the item one of the 50% of SWEL items requiring such verification)?

Y	N
X	

*Coils are attached to the base skid with 4-3/4" diameter machine bolts. The skid is welded to floor embeds at corners (~2.5" @ 4" o.c. at each corner). Component is bolted to channels with two ~1/2" diam bolts per channel.*

2. Is the anchorage free of bent, broken, missing or loose hardware?

Y	N	U	N/A
X			

3. Is the anchorage free of corrosion that is more than mild surface oxidation?

Y	N	U	N/A
X			

4. Is the anchorage free of visible cracks in the concrete near the anchors?

Y	N	U	N/A
X			

5. Is the anchorage configuration consistent with plant documentation?

(Note: This question only applies if the item is one of the 50% for which an anchorage configuration verification is required.)

*Drawing 2001.180-307-131C confirms anchor weld configuration of 2-2.5" long welds at corners.*

Y	N	U	N/A
X			

6. Based on the above anchorage evaluations, is the anchorage free of potentially adverse seismic conditions?

Y	N	U
X		

Status: ☒ N ☐ U

**Seismic Walkdown Checklist (SWC)**

Equipment ID No. TRF-2-8N Equip. Class 4. Transformers

Equipment Description Transformer For Substation 2-8

**Interaction Effects**

7. Are soft targets free from impact by nearby equipment or structures?

Y	N	U	N/A
X			

8. Are overhead equipment, distribution systems, ceiling tiles and lighting, and masonry block walls not likely to collapse onto the equipment?

Y	N	U	N/A
X			

9. Do attached lines have adequate flexibility to avoid damage?  
*Attached conduits have adequate flexibility.*

Y	N	U	N/A
X			

10. Based on the above seismic interaction evaluations, is equipment free of potentially adverse seismic interaction effects?  
*Bus duct at the top of the transformer to 480V BUS 2N judged structurally adequate. Buses exiting transformer housing are judged to be adequately insulated from the housing.*


Y	N	U
X		

**Other Adverse Conditions**

11. Have you looked for and found no other seismic conditions that could adversely affect the safety functions of the equipment?

Y	N	U
X		

**Comments** (Additional pages may be added as necessary)



Evaluated by: Eddie M. Guerra Date: 10/10/2012



Brian A. Lucarelli Date: 10/10/2012

Status:    ☒    ☐ N    ☐ U

**Seismic Walkdown Checklist (SWC)**


Equipment ID No.    TRF-2-8N                      Equip. Class 4. Transformers

Equipment Description                      Transformer For Substation 2-8

Other supporting or relevant documents and photos (if any):



File Name: TRF2-8N(2).jpg  
Description: Component Plate ID



File Name: TRF2-8N(3).jpg  
Description: General View of Component



Status:    ☒    ☐ N    ☐ U


**Seismic Walkdown Checklist (SWC)**

Equipment ID No.    TRF-2-8N                      Equip. Class 4. Transformers

Equipment Description                      Transformer For Substation 2-8



File Name: TRF2-8N(1).jpg  
Description: View of Top Conduits



File Name: TRF2-8N(4).jpg  
Description: View of Bus Duct

Status: ☒ N ☐ U

**Seismic Walkdown Checklist (SWC)**

Equipment ID No. UPS-VITBS2-1 Equip. Class 16. Battery Chargers and Inverters

Equipment Description Vital BUS Uninterruptible Power

Location: Bldg. SRVB Floor El. 730 Room Emerg SWGR AE

Manufacturer, Model, Etc. \_\_\_\_\_

**Instructions for Completing Checklist**

This checklist may be used to document the results of the Seismic Walkdown of an item of equipment on the SWEL. The space below each of the following questions may be used to record the results of judgments and findings. Additional space is provided at the end of this checklist for documenting other comments.

**Anchorage**

1. Is the anchorage configuration verification required (i.e., is the item one of the 50% of SWEL items requiring such verification)?

Y	N
X	

*Adjacent to UPS-VITBS2-1-REG. Two section UPS welded to 3 base HSS members with an average of 16" of weld at each support. HSS channels are welded to floor embeds with 24" of weld for each HSS.*

2. Is the anchorage free of bent, broken, missing or loose hardware?

Y	N	U	N/A
X			

3. Is the anchorage free of corrosion that is more than mild surface oxidation?

Y	N	U	N/A
X			

4. Is the anchorage free of visible cracks in the concrete near the anchors?

Y	N	U	N/A
X			

5. Is the anchorage configuration consistent with plant documentation?

(Note: This question only applies if the item is one of the 50% for which an anchorage configuration verification is required.)

*Drawing SK-E02-0376-E-1-5 confirms anchor weld configuration as 12" of weld (2" @ 3" o.c. for front and back) on each side of each HSS.*

Y	N	U	N/A
X			

6. Based on the above anchorage evaluations, is the anchorage free of potentially adverse seismic conditions?

Y	N	U
X		

Status: ☒ Y ☐ N ☐ U

**Seismic Walkdown Checklist (SWC)**

Equipment ID No. UPS-VITBS2-1

Equip. Class 16. Battery Chargers and Inverters

Equipment Description Vital BUS Uninterruptible Power

**Interaction Effects**

7. Are soft targets free from impact by nearby equipment or structures?

Y	N	U	N/A
X			

8. Are overhead equipment, distribution systems, ceiling tiles and lighting, and masonry block walls not likely to collapse onto the equipment?

Y	N	U	N/A
X			

9. Do attached lines have adequate flexibility to avoid damage?  
*Attached lines have adequate flexibility.*

Y	N	U	N/A
X			

10. Based on the above seismic interaction evaluations, is equipment free of potentially adverse seismic interaction effects?  
*Component is bolted to adjacent UPS-VITBS2-1-REG at top of cabinets.*


Y	N	U
X		

**Other Adverse Conditions**

11. Have you looked for and found no other seismic conditions that could adversely affect the safety functions of the equipment?

Y	N	U
X		

**Comments** (Additional pages may be added as necessary)



Evaluated by: Eddie M. Guerra Date: 10/10/2012



Brian A. Lucarelli Date: 10/10/2012

Status:   Ⓢ   N   U


**Seismic Walkdown Checklist (SWC)**

Equipment ID No. UPS-VITBS2-1

Equip. Class 16. Battery Chargers and Inverters

Equipment Description Vital BUS Uninterruptible Power

Other supporting or relevant documents and photos (if any):



File Name: UPS-VITBS2-1(1).jpg

Description: Component Plate ID



File Name: UPS-VITBS2-1(2).jpg

Description: General View of Component



Status:   Ⓢ   N   U

**Seismic Walkdown Checklist (SWC)**

Equipment ID No.   UPS-VITBS2-1

Equip. Class 16. Battery Chargers and Inverters

Equipment Description   Vital BUS Uninterruptible Power



File Name: UPS-VITBS2-1(3).jpg  
Description: View of Anchorage



File Name: UPS-VITBS2-1(4).jpg  
Description: View of Flexible Top Lines

Status:    ☒    N    U

**Seismic Walkdown Checklist (SWC)**

Equipment ID No.    UPS-VITBS2-1-REG    Equip. Class 4. Transformers

Equipment Description    Vital BUS NO. 1 UPS Bypass Regulating

Location: Bldg.    SRVB    Floor El.    730    Room    Emerg SWGR AE

Manufacturer, Model, Etc.    \_\_\_\_\_

**Instructions for Completing Checklist**

This checklist may be used to document the results of the Seismic Walkdown of an item of equipment on the SWEL. The space below each of the following questions may be used to record the results of judgments and findings. Additional space is provided at the end of this checklist for documenting other comments.

**Anchorage**

1. Is the anchorage configuration verification required (i.e., is the item one of the 50% of SWEL items requiring such verification)?

Y	N
X	

*Adjacent to UPS-VITBS2-1. Supported by channels welded to HSS, and HSS welded to floor embeds with 24" of weld for each HSS.*

2. Is the anchorage free of bent, broken, missing or loose hardware?

Y	N	U	N/A
X			

3. Is the anchorage free of corrosion that is more than mild surface oxidation?

Y	N	U	N/A
X			

4. Is the anchorage free of visible cracks in the concrete near the anchors?

Y	N	U	N/A
X			

5. Is the anchorage configuration consistent with plant documentation?  
(Note: This question only applies if the item is one of the 50% for which an anchorage configuration verification is required.)

Y	N	U	N/A
X			

*Drawing SK-E02-0376-E-1-5 confirms anchor weld configuration as 12" of weld (2" @ 3" o.c. for front and back) on each side of each HSS.*

6. Based on the above anchorage evaluations, is the anchorage free of potentially adverse seismic conditions?

Y	N	U
X		

Status: ☒ Y ☐ N ☐ U

**Seismic Walkdown Checklist (SWC)**

Equipment ID No. UPS-VITBS2-1-REG Equip. Class 4. Transformers

Equipment Description Vital BUS NO. 1 UPS Bypass Regulating

**Interaction Effects**

7. Are soft targets free from impact by nearby equipment or structures?

Y	N	U	N/A
X			

8. Are overhead equipment, distribution systems, ceiling tiles and lighting, and masonry block walls not likely to collapse onto the equipment?

Y	N	U	N/A
X			

9. Do attached lines have adequate flexibility to avoid damage?  
*Attached lines have adequate flexibility.*

Y	N	U	N/A
X			

10. Based on the above seismic interaction evaluations, is equipment free of potentially adverse seismic interaction effects?  
*Component is bolted to adjacent UPS-VITBS2-1 at top of cabinets.*

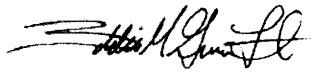
Y	N	U
X		

**Other Adverse Conditions**

11. Have you looked for and found no other seismic conditions that could adversely affect the safety functions of the equipment?

Y	N	U
X		

**Comments** (Additional pages may be added as necessary)



Evaluated by: Eddie M. Guerra Date: 10/10/2012



Brian A. Lucarelli Date: 10/10/2012

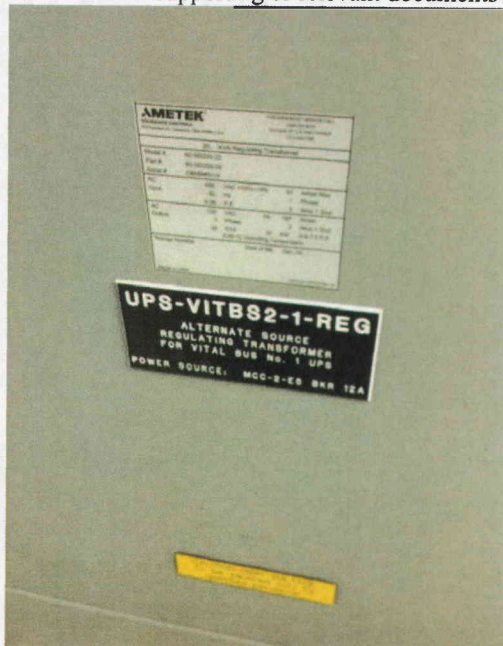
Status:   Ⓢ       N       U

**Seismic Walkdown Checklist (SWC)**


Equipment ID No.   UPS-VITBS2-1-REG       Equip. Class 4. Transformers

Equipment Description       Vital BUS NO. 1 UPS Bypass Regulating

Other supporting or relevant documents and photos (if any):



File Name: UPS-VITBS2-1-REG(2).jpg  
Description: Component Plate ID



File Name: UPS-VITBS2-1-REG(1).jpg  
Description: View of Top Bolting of Cabinets



Status:   Ⓢ       N       U

**Seismic Walkdown Checklist (SWC)**

Equipment ID No.   UPS-VITBS2-1-REG                      Equip. Class 4. Transformers

Equipment Description                      Vital BUS NO. 1 UPS Bypass Regulating



File Name: UPS-VITBS2-1-REG(3).jpg  
Description: General View of Component



File Name: UPS-VITBS2-1-REG(4).jpg  
Description: View of Anchorage


Status:    ☒    ☐ N    ☐ U

**Seismic Walkdown Checklist (SWC)**

Equipment ID No.    UPS-VITBS2-1-REG

Equip. Class 4. Transformers

Equipment Description    Vital BUS NO. 1 UPS Bypass Regulating



File Name: UPS-VITBS2-1-REG(5).jpg  
Description: View of Flexible Top Lines