

MANUAL HARD COPY DISTRIBUTION  
DOCUMENT TRANSMITTAL 2013-18765

---

USER INFORMATION:

GERLACH\*ROSE M                      EMPL#: 028401    CA#:    0363

Address: NUCSA2

Phone#: 254-3194

TRANSMITTAL INFORMATION:

TO:        GERLACH\*ROSE M                      04/26/2013

LOCATION:    USNRC

FROM:    NUCLEAR RECORDS DOCUMENT CONTROL CENTER (NUCSA-2)

THE FOLLOWING CHANGES HAVE OCCURRED TO THE HARDCOPY OR ELECTRONIC MANUAL ASSIGNED TO YOU. HARDCOPY USERS MUST ENSURE THE DOCUMENTS PROVIDED MATCH THE INFORMATION ON THIS TRANSMITTAL. WHEN REPLACING THIS MATERIAL IN YOUR HARDCOPY MANUAL, ENSURE THE UPDATE DOCUMENT ID IS THE SAME DOCUMENT ID YOU'RE REMOVING FROM YOUR MANUAL. TOOLS FROM THE HUMAN PERFORMANCE TOOL BAG SHOULD BE UTILIZED TO ELIMINATE THE CHANCE OF ERRORS.

ATTENTION: "REPLACE" directions do not affect the Table of Contents, Therefore no TOC will be issued with the updated material.

TRM2 - TECHNICAL REQUIREMENTS MANUAL UNIT 2

REMOVE MANUAL TABLE OF CONTENTS    DATE: 03/27/2013

ADD        MANUAL TABLE OF CONTENTS    DATE: 04/25/2013

CATEGORY: DOCUMENTS    TYPE: TRM2

ADD 1  
NRR



ID: TEXT 3.2.1  
ADD: REV: 10

REMOVE: REV:9

CATEGORY: DOCUMENTS TYPE: TRM2  
ID: TEXT 3.4.6  
ADD: REV: 1

REMOVE: REV:0

CATEGORY: DOCUMENTS TYPE: TRM2  
ID: TEXT B3.4.6  
ADD: REV: 1

REMOVE: REV:0

CATEGORY: DOCUMENTS TYPE: TRM2  
ID: TEXT LOES  
ADD: REV: 78

REMOVE: REV:77

ANY DISCREPANCIES WITH THE MATERIAL PROVIDED, CONTACT DCS @ X3107 OR X3136 FOR ASSISTANCE. UPDATES FOR HARDCOPY MANUALS WILL BE DISTRIBUTED WITHIN 3 DAYS IN ACCORDANCE WITH DEPARTMENT PROCEDURES. PLEASE MAKE ALL CHANGES AND ACKNOWLEDGE COMPLETE IN YOUR NIMS INBOX UPON COMPLETION OF UPDATES. FOR ELECTRONIC MANUAL USERS, ELECTRONICALLY REVIEW THE APPROPRIATE DOCUMENTS AND ACKNOWLEDGE COMPLETE IN YOUR NIMS INBOX.



## SSSES MANUAL

**Manual Name:** TRM2

**Manual Title:** TECHNICAL REQUIREMENTS MANUAL UNIT 2

### Table Of Contents

Issue Date: 04/25/2013

<u>Procedure Name</u>	<u>Rev</u>	<u>Issue Date</u>	<u>Change ID</u>	<u>Change Number</u>
TEXT LOES	78	04/25/2013		
<b>Title:</b> LIST OF EFFECTIVE SECTIONS				
TEXT TOC	22	10/09/2012		
<b>Title:</b> TABLE OF CONTENTS				
TEXT 1.1	0	11/19/2002		
<b>Title:</b> USE AND APPLICATION DEFINITIONS				
TEXT 2.1	1	02/04/2005		
<b>Title:</b> PLANT PROGRAMS AND SETPOINTS PLANT PROGRAMS				
TEXT 2.2	10	01/13/2011		
<b>Title:</b> PLANT PROGRAMS AND SETPOINTS INSTRUMENT TRIP SETPOINT TABLE				
TEXT 3.0	5	06/20/2012		
<b>Title:</b> APPLICABILITY TECHNICAL REQUIREMENT FOR OPERATION (TRO) APPLICABILITY				
TEXT 3.1.1	1	11/09/2007		
<b>Title:</b> REACTIVITY CONTROL SYSTEMS ANTICIPATED TRANSIENT WITHOUT SCRAM ALTERNATE ROD INJECTION (ATWS-ARI) INSTRUMENTATION				
TEXT 3.1.2	0	11/19/2002		
<b>Title:</b> REACTIVITY CONTROL SYSTEMS CONTROL ROD DRIVE (CRD) HOUSING SUPPORT				
TEXT 3.1.3	4	05/14/2009		
<b>Title:</b> REACTIVITY CONTROL SYSTEMS CONTROL ROD BLOCK INSTRUMENTATION				
TEXT 3.1.4	0	11/19/2002		
<b>Title:</b> REACTIVITY CONTROL SYSTEMS CONTROL ROD SCRAM ACCUMULATORS INSTRUMENTATION AND CHECK VALVE				
TEXT 3.2.1	10	04/25/2013		
<b>Title:</b> CORE OPERATING LIMITS CORE OPERATING LIMITS REPORT (COLR)				

LDCN

4712



## SSES MANUAL

**Manual Name:** TRM2

**Manual Title:** TECHNICAL REQUIREMENTS MANUAL UNIT 2

TEXT 3.3.1	0	11/19/2002
<b>Title:</b> INSTRUMENTATION RADIATION MONITORING INSTRUMENTATION		
TEXT 3.3.2	3	03/31/2011
<b>Title:</b> INSTRUMENTATION SEISMIC MONITORING INSTRUMENTATION		
TEXT 3.3.3	2	11/09/2007
<b>Title:</b> INSTRUMENTATION METEOROLOGICAL MONITORING INSTRUMENTATION		
TEXT 3.3.4	6	07/09/2010
<b>Title:</b> INSTRUMENTATION TRM POST-ACCIDENT MONITORING INSTRUMENTATION		
TEXT 3.3.5	0	11/19/2002
<b>Title:</b> INSTRUMENTATION THIS PAGE INTENTIONALLY LEFT BLANK		
TEXT 3.3.6	3	01/13/2011
<b>Title:</b> INSTRUMENTATION TRM ISOLATION ACTUATION INSTRUMENTATION		
TEXT 3.3.7	1	11/09/2007
<b>Title:</b> INSTRUMENTATION MAIN TURBINE OVERSPEED PROTECTION SYSTEM		
TEXT 3.3.8	1	10/22/2003
<b>Title:</b> INSTRUMENTATION TRM RPS INSTRUMENTATION		
TEXT 3.3.9	3	05/14/2009
<b>Title:</b> INSTRUMENTATION LPRM UPSCALE ALARM INSTRUMENTATION		
TEXT 3.3.10	1	12/14/2004
<b>Title:</b> INSTRUMENTATION REACTOR RECIRCULATION PUMP MG SET STOPS		
TEXT 3.3.11	1	10/22/2003
<b>Title:</b> INSTRUMENTATION MVP ISOLATION INSTRUMENTATION		
TEXT 3.3.12	0	04/16/2009
<b>Title:</b> WATER MONITORING INSTRUMENTATION		



## SSES MANUAL

**Manual Name:** TRM2

**Manual Title:** TECHNICAL REQUIREMENTS MANUAL UNIT 2

TEXT 3.4.1 1 04/26/2006

**Title:** REACTOR COOLANT SYSTEM REACTOR COOLANT SYSTEM CHEMISTRY

TEXT 3.4.2 1 04/16/2009

**Title:** REACTOR COOLANT SYSTEM STRUCTURAL INTEGRITY

TEXT 3.4.3 1 11/09/2007

**Title:** REACTOR COOLANT SYSTEM REACTOR COOLANT SYSTEM (RCS)

TEXT 3.4.4 2 05/14/2009

**Title:** REACTOR COOLANT SYSTEM REACTOR RECIRCULATION FLOW AND ROD LINE LIMIT

TEXT 3.4.5 1 04/26/2006

**Title:** REACTOR COOLANT SYSTEM REACTOR VESSEL MATERIALS

TEXT 3.4.6 1 04/25/2013

**Title:** REACTOR RECIRCULATION SINGLE LOOP OPERATION SLO FLOW RATE RESTRICTION

TEXT 3.5.1 1 02/04/2005

**Title:** ECCS AND RCIC ADS MANUAL INHIBIT

TEXT 3.5.2 1 11/09/2007

**Title:** ECCS AND RCIC ECCS AND RCIC SYSTEM MONITORING INSTRUMENTATION

TEXT 3.5.3 0 11/19/2002

**Title:** ECCS AND RCIC LONG TERM NITROGEN SUPPLY TO ADS

TEXT 3.6.1 0 11/19/2002

**Title:** CONTAINMENT VENTING OR PURGING

TEXT 3.6.2 1 08/23/2011

**Title:** SUPPRESSION CHAMBER TO DRYWELL VACUUM BREAKER POSITION INDICATION

TEXT 3.6.3 0 11/19/2002

**Title:** CONTAINMENT SUPPRESSION POOL ALARM INSTRUMENTATION



## SSES MANUAL

**Manual Name:** TRM2

**Manual Title:** TECHNICAL REQUIREMENTS MANUAL UNIT 2

TEXT 3.6.4 0 11/19/2002

**Title:** CONTAINMENT PRIMARY CONTAINMENT CLOSED SYSTEM BOUNDARIES

TEXT 3.7.1 0 11/19/2002

**Title:** PLANT SYSTEMS EMERGENCY SERVICE WATER SYSTEM (ESW) SHUTDOWN

TEXT 3.7.2 0 11/19/2002

**Title:** PLANT SYSTEMS ULTIMATE HEAT SINK (UHS) AND GROUND WATER LEVEL

TEXT 3.7.3.1 2 04/16/2009

**Title:** PLANT SYSTEMS FIRE SUPPRESSION WATER SUPPLY SYSTEM

TEXT 3.7.3.2 3 04/16/2009

**Title:** PLANT SYSTEMS SPRAY AND SPRINKLER SYSTEMS

TEXT 3.7.3.3 3 04/16/2009

**Title:** PLANT SYSTEMS CO2 SYSTEMS

TEXT 3.7.3.4 2 04/16/2009

**Title:** PLANT SYSTEMS HALON SYSTEMS

TEXT 3.7.3.5 2 04/16/2009

**Title:** PLANT SYSTEMS FIRE HOSE STATIONS

TEXT 3.7.3.6 2 04/16/2009

**Title:** PLANT SYSTEMS YARD FIRE HYDRANTS AND HYDRANT HOSE HOUSES

TEXT 3.7.3.7 1 04/26/2006

**Title:** PLANT SYSTEMS FIRE RATED ASSEMBLIES

TEXT 3.7.3.8 11 09/27/2012

**Title:** PLANT SYSTEMS FIRE DETECTION INSTRUMENTATION

TEXT 3.7.4 1 04/26/2006

**Title:** PLANT SYSTEMS SOLID RADWASTE SYSTEM



## SSES MANUAL

**Manual Name:** TRM2

**Manual Title:** TECHNICAL REQUIREMENTS MANUAL UNIT 2

TEXT 3.7.5.1 0 11/19/2002

**Title:** PLANT SYSTEMS MAIN CONDENSER OFFGAS HYDROGEN MONITOR

TEXT 3.7.5.2 0 11/19/2002

**Title:** PLANT SYSTEMS MAIN CONDENSER OFFGAS EXPLOSIVE GAS MIXTURE

TEXT 3.7.5.3 1 04/26/2006

**Title:** PLANT SYSTEMS LIQUID HOLDUP TANKS

TEXT 3.7.6 3 06/04/2012

**Title:** PLANT SYSTEMS ESSW PUMPHOUSE VENTILATION

TEXT 3.7.7 2 09/05/2008

**Title:** PLANT SYSTEMS MAIN CONDENSER OFFGAS PRETREATMENT LOGARITHMIC RADIATION  
MONITORING INSTRUMENTATION

TEXT 3.7.8 8 09/13/2012

**Title:** PLANT SYSTEMS SNUBBERS

TEXT 3.7.9 1 08/28/2006

**Title:** PLANT SYSTEMS CONTROL STRUCTURE HVAC

TEXT 3.7.10 1 12/14/2004

**Title:** PLANT SYSTEMS SPENT FUEL STORAGE POOLS (SFSPS)

TEXT 3.7.11 1 10/02/2009

**Title:** PLANT SYSTEMS

TEXT 3.8.1 3 06/20/2012

**Title:** ELECTRICAL POWER PRIMARY CONTAINMENT PENETRATION CONDUCTOR OVERCURRENT  
PROTECTIVE DEVICES

TEXT 3.8.2.1 2 11/09/2007

**Title:** ELECTRICAL POWER MOTOR OPERATED VALVES (MOV) THERMAL OVERLOAD PROTECTION -  
CONTINUOUS

TEXT 3.8.2.2 2 12/14/2004

**Title:** ELECTRICAL POWER MOTOR OPERATED VALVES (MOV) THERMAL OVERLOAD PROTECTION -  
AUTOMATIC



## SSES MANUAL

**Manual Name:** TRM2

**Manual Title:** TECHNICAL REQUIREMENTS MANUAL UNIT 2

TEXT 3.8.3 2 06/20/2012

**Title:** ELECTRICAL POWER DIESEL GENERATOR (DG) MAINTENANCE ACTIVITIES

TEXT 3.8.4 1 02/04/2005

**Title:** ELECTRICAL POWER 24 VDC ELECTRICAL SUBSYSTEM

TEXT 3.8.5 0 11/19/2002

**Title:** ELECTRICAL POWER DEGRADED VOLTAGE PROTECTION

TEXT 3.8.6 2 06/20/2012

**Title:** ELECTRICAL POWER EMERGENCY SWITCHGEAR ROOM COOLING

TEXT 3.8.7 2 10/22/2009

**Title:** BATTERY MAINTENANCE AND MONITORING PROGRAM

TEXT 3.9.1 0 11/19/2002

**Title:** REFUELING OPERATIONS DECAY TIME

TEXT 3.9.2 0 11/19/2002

**Title:** REFUELING OPERATIONS COMMUNICATIONS

TEXT 3.9.3 0 11/19/2002

**Title:** REFUELING OPERATIONS REFUELING PLATFORM

TEXT 3.10.1 1 04/26/2006

**Title:** MISCELLANEOUS SEALED SOURCE CONTAMINATION

TEXT 3.10.2 1 04/09/2007

**Title:** MISCELLANEOUS SHUTDOWN MARGIN TEST RPS INSTRUMENTATION

TEXT 3.10.3 2 06/15/2010

**Title:** MISCELLANEOUS INDEPENDENT SPENT FUEL STORAGE INSTALLATION (ISFSI)

TEXT 3.11.1.1 1 04/26/2006

**Title:** RADIOACTIVE EFFLUENTS LIQUID EFFLUENTS CONCENTRATION



## SSES MANUAL

**Manual Name:** TRM2

**Manual Title:** TECHNICAL REQUIREMENTS MANUAL UNIT 2

TEXT 3.11.1.2 1 04/26/2006

**Title:** RADIOACTIVE EFFLUENTS LIQUID EFFLUENTS DOSE

TEXT 3.11.1.3 1 04/26/2006

**Title:** RADIOACTIVE EFFLUENTS LIQUID WASTE TREATMENT SYSTEM

TEXT 3.11.1.4 2 10/09/2012

**Title:** RADIOACTIVE EFFLUENTS LIQUID RADWASTE EFFLUENT MONITORING INSTRUMENTATION

TEXT 3.11.1.5 2 05/02/2007

**Title:** RADIOACTIVE EFFLUENTS RADIOACTIVE LIQUID PROCESS MONITORING INSTRUMENTATION

TEXT 3.11.2.1 3 04/26/2006

**Title:** RADIOACTIVE EFFLUENTS DOSE RATE

TEXT 3.11.2.2 1 04/26/2006

**Title:** RADIOACTIVE EFFLUENTS DOSE - NOBLE GASES

TEXT 3.11.2.3 1 04/26/2006

**Title:** RADIOACTIVE EFFLUENTS DOSE - IODINE, TRITIUM, AND RADIONUCLIDES IN PARTICULATE FORM

TEXT 3.11.2.4 0 11/19/2002

**Title:** RADIOACTIVE EFFLUENTS GASEOUS RADWASTE TREATMENT SYSTEM

TEXT 3.11.2.5 3 11/14/2006

**Title:** RADIOACTIVE EFFLUENTS VENTILATION EXHAUST TREATMENT SYSTEM

TEXT 3.11.2.6 4 09/16/2009

**Title:** RADIOACTIVE EFFLUENTS RADIOACTIVE GASEOUS EFFLUENT MONITORING INSTRUMENTATION

TEXT 3.11.3 1 04/26/2006

**Title:** RADIOACTIVE EFFLUENTS TOTAL DOSE

TEXT 3.11.4.1 3 04/26/2006

**Title:** RADIOACTIVE EFFLUENTS MONITORING PROGRAM

LDCN

5008



## SSES MANUAL

**Manual Name:** TRM2

**Manual Title:** TECHNICAL REQUIREMENTS MANUAL UNIT 2

TEXT 3.11.4.2 2 04/26/2006

**Title:** RADIOACTIVE EFFLUENTS LAND USE CENSUS

TEXT 3.11.4.3 1 04/26/2006

**Title:** RADIOACTIVE EFFLUENTS INTERLABORATORY COMPARISON PROGRAM

TEXT 3.12.1 0 11/19/2002

**Title:** LOADS CONTROL PROGRAM CRANE TRAVEL-SPENT FUEL STORAGE POOL

TEXT 3.12.2 4 04/17/2008

**Title:** LOADS CONTROL PROGRAM HEAVY LOADS REQUIREMENTS

TEXT 3.12.3 0 11/19/2002

**Title:** LOADS CONTROL PROGRAM LIGHT LOADS REQUIREMENTS

TEXT 4.1 0 09/27/2003

**Title:** ADMINISTRATIVE CONTROLS ORGANIZATION

TEXT 4.2 0 09/27/2003

**Title:** ADMINISTRATIVE CONTROLS REPORTABLE EVENT ACTION

TEXT 4.3 0 09/27/2003

**Title:** ADMINISTRATIVE CONTROLS SAFETY LIMIT VIOLATION

TEXT 4.4 1 12/18/2008

**Title:** ADMINISTRATIVE CONTROLS PROCEDURES & PROGRAMS

TEXT 4.5 0 09/27/2003

**Title:** ADMINISTRATIVE CONTROLS REPORTING REQUIREMENTS

TEXT 4.6 0 09/27/2003

**Title:** ADMINISTRATIVE CONTROLS RADIATION PROTECTION PROGRAM

TEXT 4.7 0 09/27/2003

**Title:** ADMINISTRATIVE CONTROLS TRAINING



## SSES MANUAL

**Manual Name:** TRM2

**Manual Title:** TECHNICAL REQUIREMENTS MANUAL UNIT 2

TEXT B3.0 5 06/20/2012

**Title:** APPLICABILITY BASES TECHNICAL REQUIREMENT FOR OPERATION (TRO) APPLICABILITY

TEXT B3.1.1 1 11/09/2007

**Title:** REACTIVITY CONTROL SYSTEM BASES ANTICIPATED TRANSIENT WITHOUT SCRAM ALTERNATE ROD INJECTION (ATWS-ARI) INSTRUMENTATION

TEXT B3.1.2 0 11/19/2002

**Title:** REACTIVITY CONTROL SYSTEM BASES CONTROL ROD DRIVE (CRD) HOUSING SUPPORT

TEXT B3.1.3 3 04/10/2007

**Title:** REACTIVITY CONTROL SYSTEM BASES CONTROL ROD BLOCK INSTRUMENTATION

TEXT B3.1.4 0 11/19/2002

**Title:** REACTIVITY CONTROL SYSTEM BASES CONTROL ROD SCRAM ACCUMULATORS INSTRUMENTATION AND CHECK VALVE

TEXT B3.2.1 0 11/19/2002

**Title:** CORE OPERATING LIMITS BASES CORE OPERATING LIMITS REPORT (COLR)

TEXT B3.3.1 0 11/19/2002

**Title:** INSTRUMENTATION BASES RADIATION MONITORING INSTRUMENTATION

TEXT B3.3.2 2 03/31/2011

**Title:** INSTRUMENTATION BASES SEISMIC MONITORING INSTRUMENTATION

TEXT B3.3.3 2 11/09/2007

**Title:** INSTRUMENTATION BASES METEOROLOGICAL MONITORING INSTRUMENTATION

TEXT B3.3.4 4 07/09/2010

**Title:** INSTRUMENTATION BASES TRM POST ACCIDENT MONITORING (PAM) INSTRUMENTATION

TEXT B3.3.5 2 11/09/2007

**Title:** INSTRUMENTATION BASES THIS PAGE INTENTIONALLY LEFT BLANK

TEXT B3.3.6 4 01/13/2011

**Title:** INSTRUMENTATION BASES TRM ISOLATION ACTUATION INSTRUMENTATION



## SSES MANUAL

**Manual Name:** TRM2

**Manual Title:** TECHNICAL REQUIREMENTS MANUAL UNIT 2

TEXT B3.3.7 1 11/09/2007

**Title:** INSTRUMENTATION BASES MAIN TURBINE OVERSPEED PROTECTION SYSTEM

TEXT B3.3.8 1 10/22/2003

**Title:** INSTRUMENTATION BASES TRM RPS INSTRUMENTATION

TEXT B3.3.9 3 05/14/2009

**Title:** INSTRUMENTATION BASES LPRM UPSCALE ALARM INSTRUMENTATION

TEXT B3.3.10 3 02/22/2012

**Title:** INSTRUMENTATION BASES REACTOR RECIRCULATION PUMP MG SET STOPS

TEXT B3.3.11 1 10/22/2003

**Title:** INSTRUMENTATION BASES MVP ISOLATION INSTRUMENTATION

TEXT B3.3.12 0 04/16/2009

**Title:** WATER MONITORING INSTRUMENTATION

TEXT B3.4.1 0 11/19/2002

**Title:** REACTOR COOLANT SYSTEM BASES REACTOR COOLANT SYSTEM CHEMISTRY

TEXT B3.4.2 1 04/16/2009

**Title:** REACTOR COOLANT SYSTEM BASES STRUCTURAL INTEGRITY

TEXT B3.4.3 1 11/09/2007

**Title:** REACTOR COOLANT SYSTEM BASES HIGH/LOW PRESSURE INTERFACE LEAKAGE MONITOR

TEXT B3.4.4 0 11/19/2002

**Title:** REACTOR COOLANT SYSTEM BASES REACTOR RECIRCULATION FLOW AND ROD LINE LIMIT

TEXT B3.4.5 0 11/19/2002

**Title:** REACTOR COOLANT SYSTEM BASES REACTOR VESSEL MATERIALS

TEXT B3.4.6 1 04/25/2013

**Title:** REACTOR RECIRCULATION SINGLE LOOP OPERATION SLO FLOW RATE RESTRICTION



## SSES MANUAL

**Manual Name:** TRM2

**Manual Title:** TECHNICAL REQUIREMENTS MANUAL UNIT 2

TEXT B3.5.1 0 11/19/2002

**Title:** ECCS AND RCIC BASES ADS MANUAL INHIBIT

TEXT B3.5.2 1 11/09/2007

**Title:** ECCS AND RCIC BASES ECCS AND RCIC SYSTEM MONITORING INSTRUMENTATION

TEXT B3.5.3 1 11/09/2007

**Title:** ECCS AND RCIC BASES LONG TERM NITROGEN SUPPLY TO ADS

TEXT B3.6.1 0 11/19/2002

**Title:** CONTAINMENT BASES VENTING OR PURGING

TEXT B3.6.2 0 11/19/2002

**Title:** CONTAINMENT BASES SUPPRESSION CHAMBER-TO-DRYWELL VACUUM BREAKER POSITION INDICATION

TEXT B3.6.3 1 04/19/2007

**Title:** CONTAINMENT BASES SUPPRESSION POOL ALARM INSTRUMENTATION

TEXT B3.6.4 1 12/14/2004

**Title:** CONTAINMENT BASES PRIMARY CONTAINMENT CLOSED SYSTEM BOUNDARIES

TEXT B3.7.1 0 11/19/2002

**Title:** PLANT SYSTEMS BASES EMERGENCY SERVICE WATER SYSTEM (SHUTDOWN)

TEXT B3.7.2 0 11/19/2002

**Title:** PLANT SYSTEMS BASES ULTIMATE HEAT SINK (UHS) GROUND WATER LEVEL

TEXT B3.7.3.1 3 06/15/2010

**Title:** PLANT SYSTEMS BASES FIRE SUPPRESSION WATER SUPPLY SYSTEM

TEXT B3.7.3.2 2 04/26/2006

**Title:** PLANT SYSTEMS BASES SPRAY AND SPRINKLER SYSTEMS

TEXT B3.7.3.3 0 11/19/2002

**Title:** PLANT SYSTEMS BASES CO2 SYSTEMS



## SSES MANUAL

**Manual Name:** TRM2

**Manual Title:** TECHNICAL REQUIREMENTS MANUAL UNIT 2

TEXT B3.7.3.4 1 04/26/2006

**Title:** PLANT SYSTEMS BASES HALON SYSTEMS

TEXT B3.7.3.5 1 04/26/2006

**Title:** PLANT SYSTEMS BASES FIRE HOSE STATIONS

TEXT B3.7.3.6 1 04/26/2006

**Title:** PLANT SYSTEMS BASES YARD FIRE HYDRANTS AND HYDRANT HOSE HOUSES

TEXT B3.7.3.7 0 11/19/2002

**Title:** PLANT SYSTEMS BASES FIRE RATED ASSEMBLIES

TEXT B3.7.3.8 3 09/27/2012

**Title:** PLANT SYSTEMS BASES FIRE DETECTION INSTRUMENTATION

TEXT B3.7.4 0 11/19/2002

**Title:** PLANT SYSTEMS BASES SOLID RADWASTE SYSTEM

TEXT B3.7.5.1 0 11/19/2002

**Title:** PLANT SYSTEMS BASES MAIN CONDENSER OFFGAS HYDROGEN MONITOR

TEXT B3.7.5.2 0 11/19/2002

**Title:** PLANT SYSTEMS BASES MAIN CONDENSER OFFGAS EXPLOSIVE GAS MIXTURE

TEXT B3.7.5.3 0 11/19/2002

**Title:** PLANT SYSTEMS BASES LIQUID HOLDUP TANKS

TEXT B3.7.6 3 06/04/2012

**Title:** PLANT SYSTEMS BASES ESSW PUMPHOUSE VENTILATION

TEXT B3.7.7 2 01/31/2008

**Title:** PLANT SYSTEMS BASES MAIN CONDENSER OFFGAS PRETREATMENT LOGARITHMIC RADIATION  
MONITORING INSTRUMENTATION

TEXT B3.7.8 3 06/21/2007

**Title:** PLANT SYSTEMS BASES SNUBBERS



## SSES MANUAL

**Manual Name:** TRM2

**Manual Title:** TECHNICAL REQUIREMENTS MANUAL UNIT 2

TEXT B3.7.9 2 12/08/2011

**Title:** PLANT SYSTEMS BASES CONTROL STRUCTURE HVAC

TEXT B3.7.10 1 12/14/2004

**Title:** PLANT SYSTEMS BASES SPENT FUEL STORAGE POOLS

TEXT B3.7.11 2 04/14/2010

**Title:** STRUCTURAL INTEGRITY

TEXT B3.8.1 2 03/10/2010

**Title:** ELECTRICAL POWER BASES PRIMARY CONTAINMENT PENETRATION CONDUCTOR OVERCURRENT PROTECTIVE DEVICES

TEXT B3.8.2.1 0 11/19/2002

**Title:** ELECTRICAL POWER BASES MOTOR OPERATED VALVES (MOV) THERMAL OVERLOAD PROTECTION - CONTINUOUS

TEXT B3.8.2.2 1 09/17/2004

**Title:** ELECTRICAL POWER BASES MOTOR OPERATED VALVES (MOV) THERMAL OVERLOAD PROTECTION - AUTOMATIC

TEXT B3.8.3 0 11/19/2002

**Title:** ELECTRICAL POWER BASES DIESEL GENERATOR (DG) MAINTENANCE ACTIVITIES

TEXT B3.8.4 0 11/19/2002

**Title:** ELECTRICAL POWER BASES 24 VDC ELECTRICAL POWER SUBSYSTEM

TEXT B3.8.5 0 11/19/2002

**Title:** ELECTRICAL POWER BASES DEGRADED VOLTAGE PROTECTION

TEXT B3.8.6 3 06/20/2012

**Title:** ELECTRICAL POWER BASES EMERGENCY SWITCHGEAR ROOM COOLING

TEXT B3.8.7 1 06/15/2009

**Title:** BATTERY MAINTENANCE AND MONITORING PROGRAM

TEXT B3.9.1 0 11/19/2002

**Title:** REFUELING OPERATIONS BASES DECAY TIME



## SSES MANUAL

**Manual Name:** TRM2

**Manual Title:** TECHNICAL REQUIREMENTS MANUAL UNIT 2

TEXT B3.9.2 0 11/19/2002

**Title:** REFUELING OPERATIONS BASES COMMUNICATIONS

TEXT B3.9.3 0 11/19/2002

**Title:** REFUELING OPERATIONS BASES REFUELING PLATFORM

TEXT B3.10.1 0 11/19/2002

**Title:** MISCELLANEOUS BASES SEALED SOURCE CONTAMINATION

TEXT B3.10.2 1 04/10/2007

**Title:** MISCELLANEOUS BASES SHUTDOWN MARGIN TEST RPS INSTRUMENTATION

TEXT B3.10.3 0 11/19/2002

**Title:** MISCELLANEOUS BASES INDEPENDENT SPENT FUEL STORAGE INSTALLATION (ISFSI)

TEXT B3.11.1.1 0 11/19/2002

**Title:** RADIOACTIVE EFFLUENTS BASES LIQUID EFFLUENTS CONCENTRATION

TEXT B3.11.1.2 0 11/19/2002

**Title:** RADIOACTIVE EFFLUENTS BASES LIQUID EFFLUENTS DOSE

TEXT B3.11.1.3 0 11/19/2002

**Title:** RADIOACTIVE EFFLUENTS BASES LIQUID WASTE TREATMENT SYSTEM

TEXT B3.11.1.4 0 11/19/2002

**Title:** RADIOACTIVE EFFLUENTS BASES LIQUID RADWASTE EFFLUENT MONITORING INSTRUMENTATION

TEXT B3.11.1.5 0 11/19/2002

**Title:** RADIOACTIVE EFFLUENTS BASES RADIOACTIVE LIQUID PROCESS MONITORING  
INSTRUMENTATION

TEXT B3.11.2.1 1 12/14/2004

**Title:** RADIOACTIVE EFFLUENTS BASES DOSE RATE

TEXT B3.11.2.2 0 11/19/2002

**Title:** RADIOACTIVE EFFLUENTS BASES DOSE - NOBLE GASES



## SSES MANUAL

**Manual Name:** TRM2

**Manual Title:** TECHNICAL REQUIREMENTS MANUAL UNIT 2

TEXT B3.11.2.3 0 11/19/2002

**Title:** RADIOACTIVE EFFLUENTS BASES DOSE - IODINE, TRITIUM, AND RADIONUCLIDES IN PARTICULATES FORM

TEXT B3.11.2.4 0 11/19/2002

**Title:** RADIOACTIVE EFFLUENTS BASES GASEOUS RADWASTE TREATMENT SYSTEM

TEXT B3.11.2.5 4 11/14/2006

**Title:** RADIOACTIVE EFFLUENTS BASES VENTILATION EXHAUST TREATMENT SYSTEM

TEXT B3.11.2.6 1 01/27/2004

**Title:** RADIOACTIVE EFFLUENTS BASES RADIOACTIVE GASEOUS EFFLUENT MONITORING INSTRUMENTATION

TEXT B3.11.3 0 11/19/2002

**Title:** RADIOACTIVE EFFLUENTS BASES TOTAL DOSE

TEXT B3.11.4.1 3 07/09/2010

**Title:** RADIOACTIVE EFFLUENTS BASES MONITORING PROGRAM

TEXT B3.11.4.2 0 11/19/2002

**Title:** RADIOACTIVE EFFLUENTS BASES LAND USE CENSUS

TEXT B3.11.4.3 0 11/19/2002

**Title:** RADIOACTIVE EFFLUENTS BASES INTERLABORATORY COMPARISON PROGRAM

TEXT B3.12.1 1 10/04/2007

**Title:** LOADS CONTROL PROGRAM BASES CRANE TRAVEL-SPENT FUEL STORAGE POOL

TEXT B3.12.2 1 12/03/2010

**Title:** LOADS CONTROL PROGRAM BASES HEAVY LOADS REQUIREMENTS

TEXT B3.12.3 0 11/19/2002

**Title:** LOADS CONTROL PROGRAM BASES LIGHT LOADS REQUIREMENTS



**LIST OF EFFECTIVE SECTIONS** (TECHNICAL REQUIREMENTS MANUAL)

<u>Section</u>	<u>Title</u>	<u>Effective Date</u>
TOC	TABLE OF CONTENTS	10/09/2012
1.0	USE AND APPLICATION	
	Page TRM / 1.0-1	08/31/1998
	Page TRM / 1.0-2	10/04/2002
	Page TRM / 1.0-3	08/31/1998
2.0	PLANT PROGRAMS	
	Page 2.0-1	08/31/1998
	Pages TRM / 2.0-2 and TRM 2.0-3	01/28/2005
	Page TRM / 2.0-4	06/25/2002
	Page TRM / 2.0-5	04/12/1999
	Page TRM / 2.0-6	04/15/2009
	Page TRM / 2.0-7	05/15/2008
	Pages TRM / 2.0-8 and TRM / 2.0-9	01/07/2011
	Page TRM / 2.0-10	02/02/2010
	Page TRM / 2.0-11	11/15/2004
	Page TRM / 2.0-12	04/15/2009
	Pages TRM / 2.0-13 and TRM / 2.0-14	11/15/2004
	Page TRM / 2.0-15	11/15/2005
3.0	APPLICABILITY	
	Pages TRM / 3.0-1 and TRM / 3.0-2	06/12/2012
	Page TRM / 3.0-3	03/15/2002
	Page TRM / 3.0-4	11/30/2005
3.1	REACTIVITY CONTROL SYSTEMS	
	Page TRM / 3.1-1	10/31/2007
	Pages TRM / 3.1-2 through TRM / 3.1-5	08/31/1998
	Page TRM / 3.1-6	03/27/2007
	Page TRM / 3.1-7	04/15/2009
	Page TRM / 3.1-8	03/27/2007
	Pages TRM / 3.1-9 and TRM / 3.1-9a	02/18/1999
	Page TRM / 3.1-10	02/18/1999
3.2	CORE OPERATING LIMITS REPORT	
	Page TRM / 3.2-1	08/31/1998
	Pages TRM / 3.2-2 through TRM / 3.2-55	04/25/2013
3.3	INSTRUMENTATION	
	Pages TRM / 3.3-1 through TRM / 3.3-3	07/16/1999
	Pages TRM / 3.3-4 and TRM / 3.3-5	10/31/2007
	Page TRM / 3.3-6	03/10/2011
	Page TRM 3.3-7	10/31/2007
	Page 3.3-8	08/31/1998



**LIST OF EFFECTIVE SECTIONS** (TECHNICAL REQUIREMENTS MANUAL)

<u>Section</u>	<u>Title</u>	<u>Effective Date</u>
	Pages TRM / 3.3-9 and TRM / 3.3-9a	06/30/2010
	Page TRM / 3.3-10	10/31/2007
	Pages TRM / 3.3-11 and TRM / 3.3-11a	06/30/2010
	Page TRM / 3.3-12	03/30/2001
	Page TRM / 3.3-13	01/07/2011
	Page TRM / 3.3-14	12/14/1998
	Pages TRM / 3.3-15 and TRM / 3.3-16	01/07/2011
	Page TRM / 3.3-17	06/14/2002
	Page TRM / 3.3-18	10/31/2007
	Pages TRM / 3.3-19 and TRM / 3.3-20	10/22/2003
	Page TRM / 3.3-21	04/15/2009
	Page TRM / 3.3-21a	11/15/2004
	Pages TRM / 3.3-21b through TRM / 3.3-21d	03/27/2007
	Page TRM / 3.3-22	12/03/2004
	Pages TRM / 3.3-23 and TRM / 3.3-24	05/16/2003
	Page TRM / 3.3-25	10/22/2003
	Pages TRM / 3.3-26 and TRM / 3.3-27	04/07/2009
3.4	REACTOR COOLANT SYSTEM	
	Page TRM / 3.4-1	03/31/2006
	Pages 3.4-2 through 3.4-5	10/23/1998
	Pages TRM / 3.4-6 through TRM / 3.4-8	04/01/2009
	Page 3.4-9	08/31/1998
	Page 3.4-10	10/31/2007
	Page 3.4-11	08/31/1998
	Page TRM / 3.4-12	04/17/2009
	Page TRM / 3.4-13	03/31/2006
	Page TRM / 3.4-14	04/25/2013
3.5	EMERGENCY CORE COOLING AND RCIC	
	Page TRM / 3.5-1	01/28/2005
	Pages 3.5-2 and 3.5-3	08/31/1998
	Page TRM / 3.5-4	10/31/2007
	Pages 3.5-5 through 3.5-7	08/31/1998
3.6	CONTAINMENT	
	Pages 3.6-1 and 3.6-2	08/31/1998
	Pages TRM / 3.6-3 and TRM / 3.6-3a	08/11/2011
	Page 3.6-4	08/31/1998
	Page TRM / 3.6-5	01/07/2002
	Page 3.6-6	08/31/1998
	Pages TRM / 3.6-7 through TRM / 3.6-9	12/31/2002



**LIST OF EFFECTIVE SECTIONS** (TECHNICAL REQUIREMENTS MANUAL)

<u>Section</u>	<u>Title</u>	<u>Effective Date</u>
3.7	PLANT SYSTEMS	
	Pages TRM / 3.7-1 and TRM / 3.7-2	07/29/1999
	Page 3.7-3	08/31/1998
	Page TRM / 3.7-4	03/31/2006
	Page TRM / 3.7-5	04/07/2009
	Pages TRM / 3.7-6 through TRM / 3.7-8	08/02/1999
	Pages TRM / 3.7-9 and TRM / 3.7-10	04/07/2009
	Page TRM / 3.7-11	01/21/2000
	Page TRM / 3.7-12	08/02/1999
	Page TRM / 3.7-13	04/07/2009
	Page TRM / 3.7-14	08/09/2005
	Pages TRM / 3.7-15 and TRM / 3.7-16	08/02/1999
	Page TRM / 3.7-17	04/07/2009
	Page TRM / 3.7-18	08/02/1999
	Page TRM / 3.7-19	04/07/2009
	Pages TRM / 3.7-20 through TRM / 3.7-22	08/02/1999
	Page TRM / 3.7-23	04/07/2009
	Page TRM / 3.7-24	03/31/2006
	Page TRM / 3.7-25	08/02/1999
	Page TRM / 3.7-26	09/25/2012
	Page TRM / 3.7-27	11/24/2011
	Pages TRM / 3.7-28 through TRM / 3.7-33	09/25/2012
	Page TRM / 3.7-34	03/31/2006
	Pages TRM / 3.7-35 and TRM / 3.7-36	02/01/1999
	Pages 3.7-37 through 3.7-38	08/31/1998
	Page TRM / 3.7-39	03/31/2006
	Page TRM / 3.7-40	05/24/2012
	Pages TRM / 3.7-40a through TRM / 3.7-40c	05/24/2012
	Page TRM / 3.7-41	09/04/2008
	Page TRM / 3.7-42	08/31/1998
	Pages TRM / 3.7-43 through TRM / 3.7-45	10/05/2006
	Page TRM / 3.7-46	06/07/2007
	Page TRM / 3.7-47	09/05/2012
	Page TRM / 3.7-48	06/07/2007
	Page TRM / 3.7-49	03/09/2001
	Page TRM / 3.7-50	08/16/2006
	Page TRM / 3.7-51	12/03/2004
	Page TRM / 3.7-52	04/15/2003
	Page TRM / 3.7-53	07/29/1999
	Page TRM / 3.7-54	04/01/2009
	Page TRM / 3.7-55	09/25/2009
	Page TRM / 3.7-56	04/01/2009



**LIST OF EFFECTIVE SECTIONS (TECHNICAL REQUIREMENTS MANUAL)**

<u>Section</u>	<u>Title</u>	<u>Effective Date</u>
3.8	ELECTRICAL POWER	
	Page TRM / 3.8-1	04/02/2002
	Page TRM / 3.8-2	01/28/2005
	Pages TRM / 3.8-3 and TRM / 3.8-4	06/12/2012
	Pages TRM / 3.8-5 and TRM / 3.8-6	04/02/2002
	Pages TRM / 3.8-7 through TRM / 3.8-10	10/31/2007
	Page TRM / 3.8-11	08/10/2004
	Page TRM / 3.8-12	12/03/2004
	Page TRM / 3.8-13	06/12/2012
	Page TRM / 3.8-14	08/31/1998
	Page TRM / 3.8-15	01/28/2005
	Pages TRM / 3.8-16 and TRM / 3.8-17	04/02/2002
	Page 3.8-18	02/01/1999
	Page TRM / 3.8-19	04/02/2002
	Page TRM / 3.8-20	02/01/1999
	Pages TRM / 3.8-21 through TRM / 3.8-23	06/06/1999
	Page TRM / 3.8-24	11/30/2011
	Page TRM / 3.8-25	06/11/2012
	Pages TRM / 3.8-25a and TRM / 3.8-25b	11/30/2011
	Page TRM / 3.8-26	05/28/2009
	Page TRM / 3.8-27	11/29/2006
	Page TRM / 3.8-28	05/28/2009
	Page TRM / 3.8-29	10/20/2009
3.9	REFUELING OPERATIONS	
	Pages 3.9-1 through 3.9-3	08/31/1998
3.10	MISCELLANEOUS	
	Page TRM / 3.10-1	03/31/2006
	Pages 3.10-2 through 3.10-4	08/30/1998
	Pages TRM / 3.10-5 and TRM / 3.10-6	03/27/2007
	Page TRM / 3.10-7	06/10/2010
3.11	RADIOACTIVE EFFLUENTS	
	Page TRM / 3.11-1	03/31/2006
	Pages 3.11-2 through 3.11-3	08/31/1998
	Page TRM / 3.11-4	03/31/2006
	Page 3.11-5	08/31/1998
	Page TRM / 3.11-6	03/31/2006
	Pages 3.11-7 and TRM / 3.11-8	08/31/1998
	Pages TRM / 3.11-9 and TRM / 3.11-10	10/09/2012
	Pages TRM / 3.11-11 and TRM / 3.11-12	08/31/1998
	Page TRM / 3.11-13	04/12/2007
	Page TRM / 3.11-14	12/03/1004
	Pages 3.11-15 and 3.11-16	09/01/1998
	Page TRM / 3.11-17	03/31/2006



**LIST OF EFFECTIVE SECTIONS** (TECHNICAL REQUIREMENTS MANUAL)

<u>Section</u>	<u>Title</u>	<u>Effective Date</u>
	Page 3.11-18	08/31/1998
	Page TRM / 3.11-19	08/15/2005
	Pages TRM / 3.11-20 and TRM / 3.11-21	03/31/2006
	Page TRM / 3.11-22	04/02/2002
	Page TRM / 3.11-23	11/14/2006
	Page TRM / 3.11-24	05/13/2005
	Page TRM / 3.11-25	04/12/2007
	Pages TRM / 3.11-26 and TRM / 3.11-27	01/21/2004
	Page TRM / 3.11-28	09/08/2009
	Page TRM / 3.11-29	12/03/2004
	Pages TRM 3.11-30 through TRM / 3.11-32	01/21/2004
	Page TRM / 3.11-33	03/31/2006
	Page 3.11-34	08/31/1998
	Page TRM / 3.11-35	03/31/2006
	Pages TRM / 3.11-36 through TRM / 3.11-39	11/30/2005
	Pages 3.11-40 through 3.11-44	08/31/1998
	Page TRM / 3.11-45	03/31/2006
	Page 3.11-46	08/31/1998
	Page TRM / 3.11-47	03/31/2006
3.12	LOADS CONTROL PROGRAM	
	Pages TRM / 3.12-1 through TRM / 3.12-3	02/05/1999
	Page TRM / 3.12-4	03/14/2008
	Page TRM / 3.12-5	02/05/1999
4.0	ADMINISTRATIVE CONTROLS	
	Pages TRM / 4.0-1 through TRM / 4.0-3	08/31/1998
	Page TRM / 4.0-4	12/11/2008
	Pages TRM / 4.0-5 through TRM / 4.0-8	08/31/1998



**LIST OF EFFECTIVE SECTIONS** (TECHNICAL REQUIREMENTS MANUAL)

<u>Section</u>	<u>Title</u>	<u>Effective Date</u>
B 3.0	APPLICABILITY BASES	
	Pages TRM / B 3.0-1 through TRM / B 3.0-3	08/31/1998
	Page TRM / B 3.0-4	01/10/2007
	Pages TRM / B 3.0-5 through TRM / B 3.0-7	06/12/2012
	Pages TRM / B 3.0-8 through TRM / B 3.0-10	08/31/1998
	Pages TRM / B 3.0-11 and TRM / B 3.0-12	03/15/2002
	Pages TRM / B 3.0-13 and TRM / B 3.0-14	11/30/2005
	Page TRM / B 3.0-15	03/15/2002
B 3.1	REACTIVITY CONTROL SYSTEMS BASES	
	Page TRM / B 3.1-1	07/13/1999
	Pages TRM / B 3.1-2 and TRM / B 3.1-3	10/31/2007
	Page B 3.1-4	08/31/1998
	Pages TRM / B 3.1-5 through TRM / B 3.1-7	03/27/2007
	Page TRM / B 3.1-8	02/18/1999
B 3.2	CORE OPERATING LIMITS BASES	
	Page B 3.2-1	08/31/1998
B 3.3	INSTRUMENTATION BASES	
	Page TRM / B 3.3-1	04/07/2000
	Page TRM / B 3.3-2	03/10/2011
	Page TRM / B-3.3-2a	10/31/2007
	Pages TRM / B 3.3-3 and TRM / B 3.3-3a	10/31/2007
	Page TRM / B 3.3-4	06/30/2010
	Page TRM / B 3.3-5	05/30/2006
	Page TRM / B 3.3-6	06/30/2010
	Page TRM / B 3.3-7	10/31/2007
	Page TRM / B 3.3-8	06/30/2010
	Page TRM / B 3.3-9	10/31/2007
	Pages TRM / B 3.3-10 through TRM / B 3.3-13	01/07/2011
	Page TRM / B 3.3-14	06/25/2002
	Page TRM / B 3.3-14a	10/31/2007
	Page TRM / B 3.3-14b	06/14/2002
	Pages TRM / B 3.3-15 through TRM / B 3.3-17	10/22/2003
	Pages TRM / B 3.3-18 and TRM / B 3.3-19	03/27/2007
	Pages TRM / B 3.3-19a and TRM / B 3.3-19b	03/27/2007
	Page TRM / B 3.3-19c	04/17/2009
	Pages TRM / B 3.3-19d and TRM / B 3.3-19e	03/27/2007
	Page TRM / B 3.3-20	02/16/2012
	Page TRM / B 3.3-21	08/03/2010
	Page TRM / B 3.3-22	10/22/2003
	Page TRM / B 3.3-23	05/16/2003
	Pages TRM / B 3.3-24 and TRM / B 3.3-25	04/07/2009



**LIST OF EFFECTIVE SECTIONS** (TECHNICAL REQUIREMENTS MANUAL)

<u>Section</u>	<u>Title</u>	<u>Effective Date</u>
B 3.4	REACTOR COOLANT SYSTEM BASES	
	Page TRM / B 3.4-1	08/31/1998
	Pages TRM / B 3.4-2 and TRM / B3.4-3	04/01/2009
	Pages TRM / B 3.4-4 and TRM / B 3.4-4a	10/31/2007
	Page TRM / B 3.4-5	10/15/1999
	Page B 3.4-6	08/31/1998
	Page TRM / B 3.4-7	04/25/2013
B 3.5	ECCS AND RCIC BASES	
	Pages B 3.5-1 and B 3.5-2	08/31/1998
	Pages TRM / B 3.5-3 and TRM / B 3.5-3a	10/31/2007
	Page B 3.5-4	08/31/1998
	Page TRM / B 3.5-5	10/31/2007
B 3.6	CONTAINMENT BASES	
	Page TRM / B 3.6-1	07/26/2001
	Page TRM / B 3.6-2	02/01/1999
	Page B 3.6-3	08/31/1998
	Page TRM / B 3.6-4	03/29/2007
	Page TRM / B 3.6-5	04/04/2007
	Page TRM / B 3.6-6	12/03/2004
	Pages TRM / B 3.6-7 through TRM / B 3.6-11	12/31/2002
B 3.7	PLANT SYSTEMS BASES	
	Pages B 3.7-1 and B 3.7-2	08/31/1998
	Page TRM / B 3.7-3	06/10/2010
	Page TRM / B 3.7-3a	12/27/2007
	Page TRM / B 3.7-4	03/31/2006
	Page TRM / B 3.7-5	08/02/1999
	Pages TRM / B 3.7-6 and TRM / B 3.7-6a	03/31/2006
	Pages TRM / B 3.7-7 and TRM / B 3.7-7a	08/02/1999
	Page TRM / B 3.7-8	08/02/1999
	Page TRM / B 3.7-9	03/31/2006
	Page TRM / B 3.7-10	08/02/1999
	Pages TRM / B 3.7-10a through TRM / B 3.7-11a	03/31/2006
	Pages TRM / B 3.7-12 and TRM / B 3.7-13	08/02/1999
	Pages TRM / B 3.7-14 through TRM / B 3.7-14b	09/25/2012
	Pages TRM / B 3.7-15 and TRM / B 3.7-16	02/01/1999
	Pages B 3.7-17 through B 3.7-20	08/31/1998
	Page TRM / B 3.7-21	05/24/2012
	Pages TRM / B 3.7-21a through TRM / 3.7-21g	05/24/2012
	Pages TRM / B 3.7-22 and TRM / B 3.7-23	01/30/2008
	Pages TRM / B 3.7-24 through TRM / B 3.7-29	10/05/2006



**LIST OF EFFECTIVE SECTIONS** (TECHNICAL REQUIREMENTS MANUAL)

<u>Section</u>	<u>Title</u>	<u>Effective Date</u>
	Page TRM / B 3.7-30	06/07/2007
	Pages TRM / B 3.7-30a and TRM / B 3.7-30b	10/05/2006
	Page TRM / B 3.7-31	11/30/2011
	Page TRM / B 3.7-32	03/09/2001
	Page TRM / B 3.7-33	04/15/2003
	Page TRM / B 3.7-34	12/03/2004
	Page TRM / B 3.7-35	07/05/2000
	Pages TRM / B 3.7-36 and TRM / B 3.7-37	04/01/2009
	Page TRM / B 3.7-38	09/25/2009
	Page TRM / B 3.7-39	04/01/2009
	Page TRM / B 3.7-40	04/08/2010
<b>B 3.8</b>	<b>ELECTRICAL POWER BASES</b>	
	Page TRM / B 3.8-1	04/02/2002
	Pages TRM / B 3.8-2 and TRM / B 3.8-2	01/28/2005
	Page TRM / B 3.8-2a	03/01/2010
	Pages TRM / B 3.8-3 and TRM / B 3.8-3a	04/02/2002
	Page TRM / B 3.8-4	04/02/2002
	Page TRM / B 3.8-4a	08/10/2004
	Page TRM / B 3.8-5	08/31/1998
	Pages TRM / B 3.8-6 through TRM / B 3.8-16	04/02/2002
	Page TRM / B 3.8-17	11/30/2011
	Page TRM / B 3.8-17a	06/11/2012
	Page TRM / B 3.8-17b	11/30/2011
	Pages TRM / B 3.8-18 through TRM / B 3.8-20	11/29/2006
	Pages TRM / B 3.8-21 through TRM / B 3.8-24	05/28/2009
<b>B.3.9</b>	<b>REFUELING OPERATIONS BASES</b>	
	Pages B 3.9-1 and B 3.9-2	08/31/1998
	Pages B 3.9-3 through B 3.9-7	10/23/1998
<b>B 3.10</b>	<b>MISCELLANEOUS BASES</b>	
	Page B 3.10-1	08/31/1998
	Pages TRM / B 3.10-2 and TRM / B 3.10-3	03/27/2007
	Pages TRM / B 3.10-4 and TRM / B 3.10-5	08/23/1999
<b>B 3.11</b>	<b>RADIOACTIVE EFFLUENTS BASES</b>	
	Pages B 3.11-1 through B 3.11-9	08/31/1998
	Page TRM / B 3.11-10	02/01/1999
	Pages TRM / B 3.11-11 and TRM / B 3.11-11a	04/07/2000
	Pages TRM / B 3.11-12 and TRM / B 3.11-13	02/01/1999
	Page TRM / B 3.11-14	12/03/2004
	Page TRM / B 3.11-15	02/01/1999
	Pages B 3.11-16 through B 3.11-19	08/31/1998
	Pages TRM / B 3.11-20 and TRM / B 3.11-20a	04/02/2002



**LIST OF EFFECTIVE SECTIONS (TECHNICAL REQUIREMENTS MANUAL)**

<u>Section</u>	<u>Title</u>	<u>Effective Date</u>
	Page TRM / B 3.11-21	05/13/2005
	Pages TRM / B 3.11-22 and TRM / B 3.11-23	11/14/2006
	Page TRM / B 3.11-23a	05/13/2005
	Pages TRM / B 3.11-24 and TRM / B 3.11-25	01/21/2004
	Pages B 3.11-26 through B 3.11-27	08/31/1998
	Pages TRM / B 3.11-28 and TRM / B 3.11-29	11/30/2005
	Page TRM / B 3.11-30	06/30/2010
	Pages TRM / B 3.11-31 and TRM / B 3.11-32	08/31/1998
	Page TRM / B 3.11-33	06/30/2010
	Pages TRM / B 3.11-34 and TRM / B 3.11-35	08/31/1998
	Page TRM / B 3.11-36	02/12/1999
B.3.12	LOADS CONTROL PROGRAM BASES	
	Page TRM / B 3.12-1	09/19/2007
	Page TRM / B 3.12-2	11/29/2010
	Page TRM / B 3.12-3	02/05/1999

TRM2 text LOES.doc  
4/23/2013



## 3.2 Core Operating Limits Report (COLR)

## 3.2.1 Core Operating Limits Report (COLR)

TRO 3.2.1 The Core Operating Limits specified in the attached COLR shall be met.

APPLICABILITY: Specified in the referenced Technical Specifications.

## ACTIONS

CONDITION	REQUIRED ACTION	COMPLETION TIME
A. Core Operating Limits not met.	A.1 Perform action(s) described in referenced Technical Specification.	Specified in referenced Technical Specifications.

## TECHNICAL REQUIREMENT SURVEILLANCE

SURVEILLANCE	FREQUENCY
-----NOTE----- No associated Surveillances. Surveillances are implemented in the applicable Technical Specifications. -----	N/A



# **Susquehanna SES Unit 2 Cycle 17**

## **CORE OPERATING LIMITS REPORT**

**Nuclear Fuels  
Engineering**

**APRIL 2013**





CORE OPERATING LIMITS REPORT REVISION DESCRIPTION INDEX		
Rev. No.	Affected Sections	Description/Purpose of Revision
0	ALL	Initial issuance of this COLR is in support of Unit 2 Cycle 17 operation.



**SUSQUEHANNA STEAM ELECTRIC STATION  
Unit 2 Cycle 17  
CORE OPERATING LIMITS REPORT**

**Table of Contents**

1.0	<u>INTRODUCTION</u> .....	4
2.0	<u>DEFINITIONS</u> .....	5
3.0	<u>SHUTDOWN MARGIN</u> .....	6
4.0	<u>AVERAGE PLANAR LINEAR HEAT GENERATION RATE (APLHGR)</u> .....	7
5.0	<u>MINIMUM CRITICAL POWER RATIO (MCPR)</u> .....	9
6.0	<u>LINEAR HEAT GENERATION RATE (LHGR)</u> .....	24
7.0	<u>ROD BLOCK MONITOR (RBM) SETPOINTS AND OPERABILITY REQUIREMENTS</u> .....	34
8.0	<u>RECIRCULATION LOOPS - SINGLE LOOP OPERATION</u> .....	36
9.0	<u>POWER / FLOW MAP</u> .....	51
10.0	<u>OPRM SETPOINTS</u> .....	53
11.0	<u>REFERENCES</u> .....	54



PPL Rev. 10

## 1.0 INTRODUCTION

This CORE OPERATING LIMITS REPORT for Susquehanna Unit 2 Cycle 17 is prepared in accordance with the requirements of Susquehanna Unit 2, Technical Specification 5.6.5. As required by Technical Specifications 5.6.5, core shutdown margin, the core operating limits, RBM setpoints, and OPRM setpoints presented herein were developed using NRC-approved methods and are established such that all applicable limits of the plant safety analysis are met.



## 2.0 DEFINITIONS

Terms used in this COLR but not defined in Section 1.0 of the Technical Specifications or Section 1.1 of the Technical Requirements Manual are provided below.

- 2.1 The AVERAGE PLANAR EXPOSURE at a specified height shall be equal to the total energy produced per unit length at the specified height divided by the total initial weight of uranium per unit length at that height.
- 2.2 The PELLET EXPOSURE shall be equal to the total energy produced per unit length of fuel rod at the specified height divided by the total initial weight of uranium per unit length of that rod at that height.
- 2.3 FDLRX is the ratio of the maximum LHGR calculated by the core monitoring system for each fuel bundle divided by the LHGR limit for the applicable fuel bundle type.
- 2.4 LHGRFAC<sub>r</sub> is a multiplier applied to the LHGR limit when operating at less than 108 Mlbm/hr core flow. The LHGRFAC<sub>r</sub> multiplier protects against both fuel centerline melting and cladding strain during anticipated system transients initiated from core flows less than 108 Mlbm/hr.
- 2.5 LHGRFAC<sub>p</sub> is a multiplier applied to the LHGR limit when operating at less than RATED THERMAL POWER. The LHGRFAC<sub>p</sub> multiplier protects against both fuel centerline melting and cladding strain during anticipated system transients initiated from partial power conditions.
- 2.6 MFLCPR is the ratio of the applicable MCPR operating limit for the applicable fuel bundle type divided by the MCPR calculated by the core monitoring system for each fuel bundle.
- 2.7 MAPRAT is the ratio of the maximum APLHGR calculated by the core monitoring system for each fuel bundle divided by the APLGHR limit for the applicable fuel bundle type.
- 2.8 OPRM is the Oscillation Power Range Monitor. The Oscillation Power Range Monitor (OPRM) will reliably detect and suppress anticipated stability related power oscillations while providing a high degree of confidence that the MCPR safety limit is not violated.
- 2.9 N<sub>p</sub> is the OPRM setpoint for the number of consecutive confirmations of oscillation half-cycles that will be considered evidence of a stability related power oscillation.
- 2.10 S<sub>p</sub> is the OPRM trip setpoint for the peak to average OPRM signal.
- 2.11 F<sub>p</sub> is the core flow, in Mlbm / hr, below which the OPRM RPS trip is activated.



### 3.0 SHUTDOWN MARGIN

#### 3.1 Technical Specification Reference

Technical Specification 3.1.1

#### 3.2 Description

The SHUTDOWN MARGIN shall be equal to or greater than:

- a) 0.38%  $\Delta k/k$  with the highest worth rod analytically determined

OR

- b) 0.28%  $\Delta k/k$  with the highest worth rod determined by test

Since core reactivity will vary during the cycle as a function of fuel depletion and poison burnup, Beginning of Cycle (BOC) SHUTDOWN MARGIN (SDM) tests must also account for changes in core reactivity during the cycle. Therefore, the SDM measured at BOC must be equal to or greater than the applicable requirement from either 3.2.a or 3.2.b plus an adder, "R". The adder, "R", is the difference between the calculated value of maximum core reactivity (that is, minimum SDM) during the operating cycle and the calculated BOC core reactivity. If the value of "R" is zero (that is, BOC is the most reactive point in the cycle) no correction to the BOC measured value is required.

The SHUTDOWN MARGIN limits provided in 3.2a and 3.2b are applicable in MODES 1, 2, 3, 4, and 5. This includes core shuffling.



PPL Rev. 10

#### 4.0 AVERAGE PLANAR LINEAR HEAT GENERATION RATE (APLHGR)

##### 4.1 Technical Specification Reference

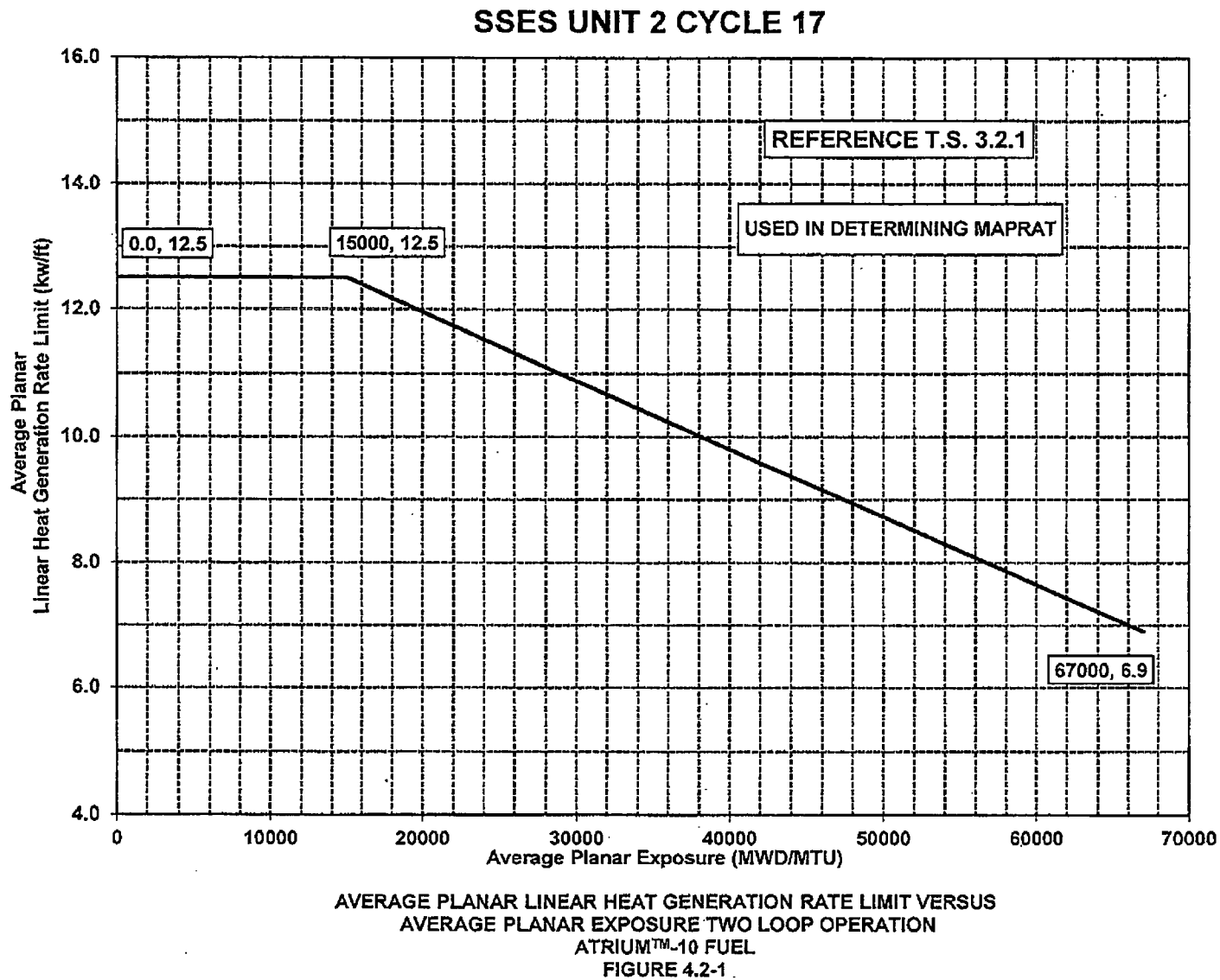
Technical Specification 3.2.1

##### 4.2 Description

The APLHGRs for ATRIUM<sup>TM</sup>-10 fuel shall not exceed the limit shown in Figure 4.2-1.

The APLHGR limits in Figure 4.2-1 are valid for Main Turbine Bypass Operable and Inoperable, EOC-RPT Operable and Inoperable, and Backup Pressure Regulator Operable and Inoperable in Two Loop operation. The APLHGR limits for Single Loop operation are provided in Section 8.0.







## 5.0 MINIMUM CRITICAL POWER RATIO (MCPR)

### 5.1 Technical Specification Reference

Technical Specification 3.2.2, 3.3.4.1, 3.7.6, and 3.7.8

### 5.2 Description

The MCPR limit is specified as a function of core power, core flow, average scram insertion time per Section 5.3 and plant equipment operability status. The MCPR limits for all fuel types (ATRIUM™-10) shall be the greater of the Flow-Dependent or the Power-Dependent MCPR, depending on the applicable equipment operability status.

#### a) Main Turbine Bypass / EOC-RPT / Backup Pressure Regulator Operable

Figure 5.2-1: Flow-Dependent MCPR value determined from BOC to EOC

Figure 5.2-2: Power-Dependent MCPR value determined from BOC to EOC

#### b) Main Turbine Bypass Inoperable

Figure 5.2-3: Flow-Dependent MCPR value determined from BOC to EOC

Figure 5.2-4: Power-Dependent MCPR value determined from BOC to EOC

#### c) EOC-RPT Inoperable

Figure 5.2-5: Flow-Dependent MCPR value determined from BOC to EOC

Figure 5.2-6: Power-Dependent MCPR value determined from BOC to EOC

#### d) Backup Pressure Regulator Inoperable

Figure 5.2-7: Flow-Dependent MCPR value determined from BOC to EOC

Figure 5.2-8: Power Dependent MCPR value determined from BOC to EOC

The MCPR limits in Figures 5.2-1 through 5.2-8 are valid for Two Loop operation.

The MCPR limits for Single Loop operation are provided in Section 8.0.



PPL Rev. 10

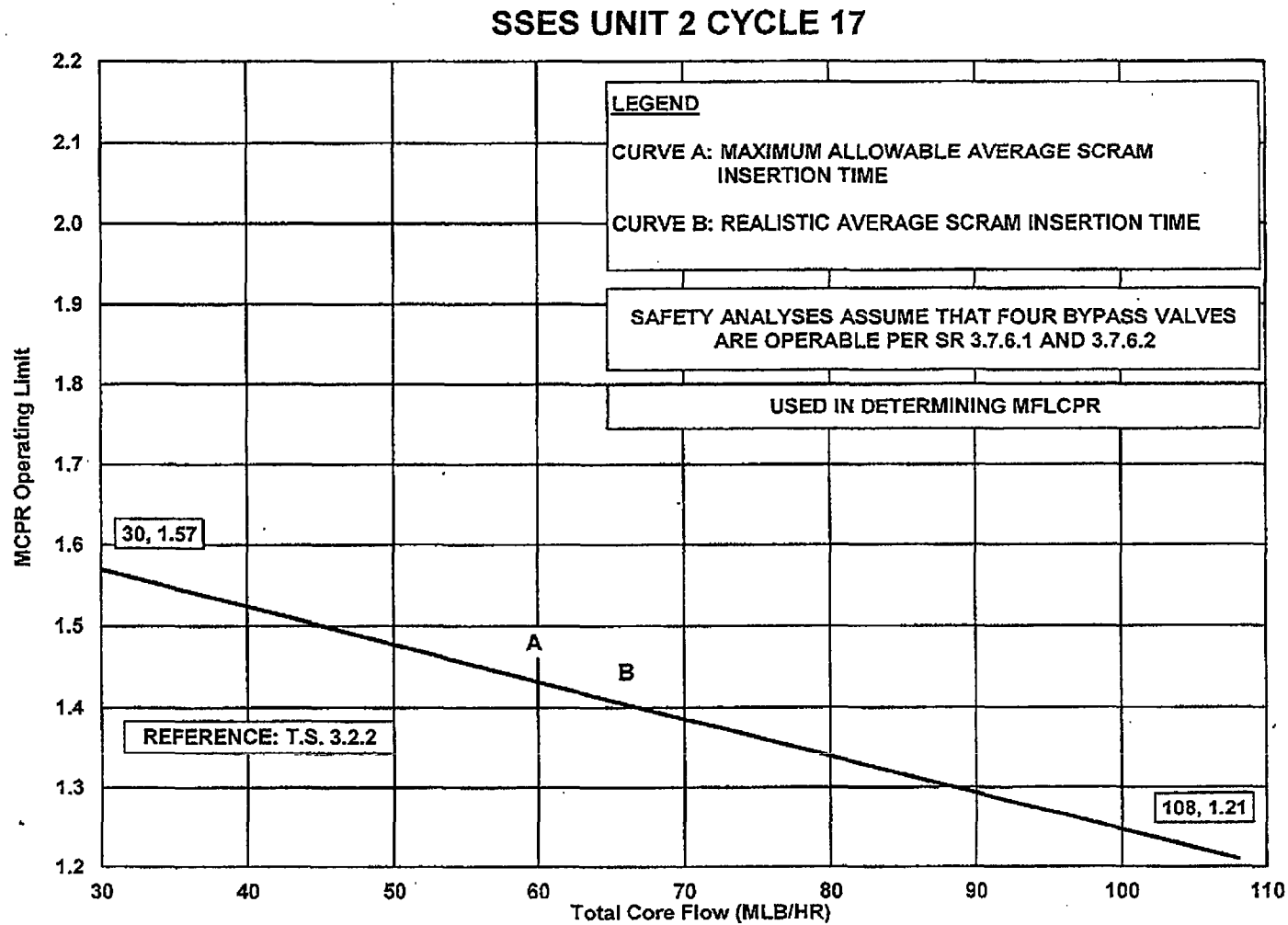
5.3 Average Scram Time Fraction

If the average measured scram times are greater than the Realistic Scram times listed in Table 5.3-1 then the MCPR operating limits corresponding to the Maximum Allowable Average Scram Insertion Time must be implemented. Determining MCPR operating limits based on interpolation between scram insertion times is not permitted. The evaluation of scram insertion time data, as it relates to the attached table should be performed per Reactor Engineering procedures.



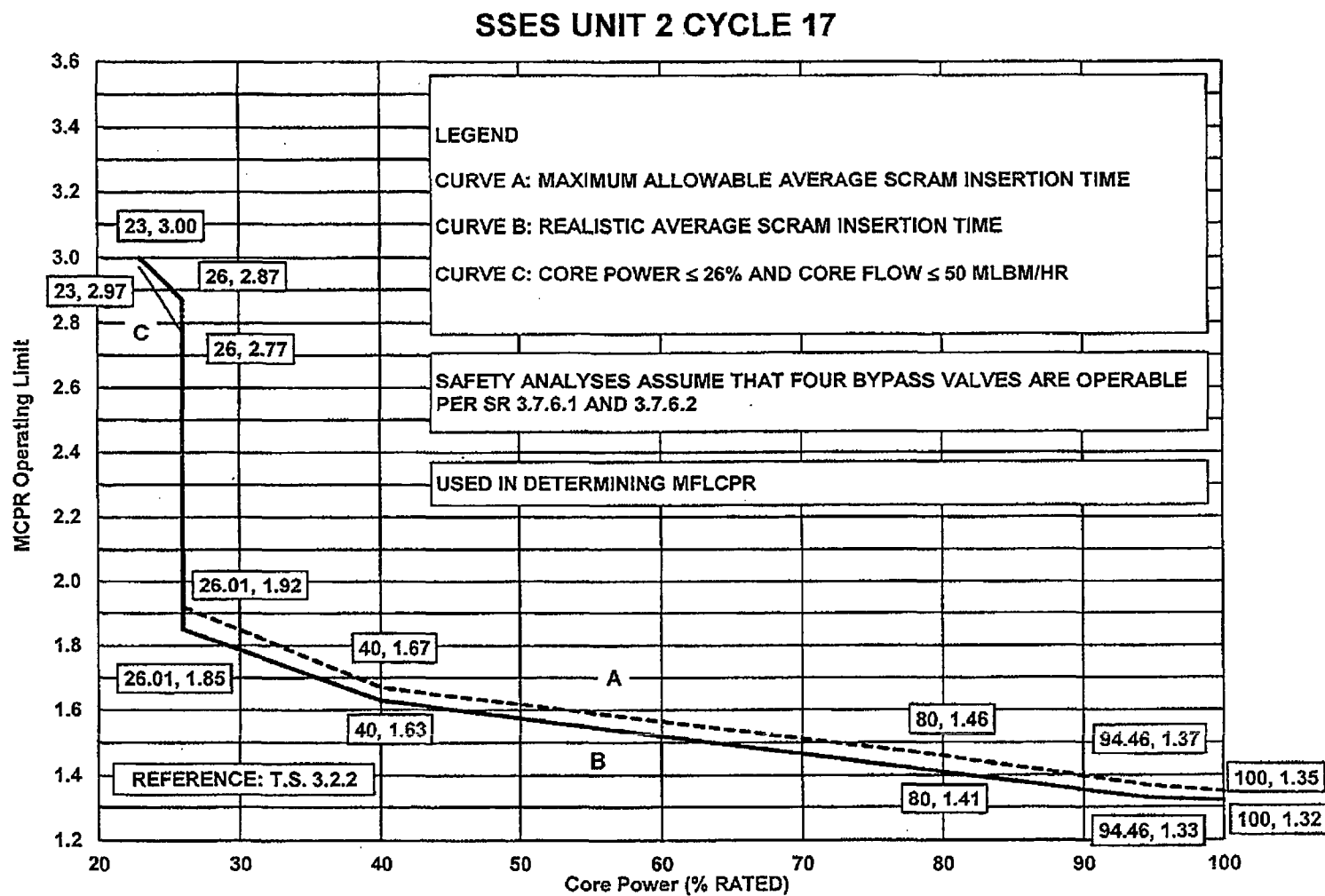
# **Main Turbine Bypass / EOC-RPT / Backup Pressure Regulator Operable**





MCPR OPERATING LIMIT VERSUS TOTAL CORE FLOW  
MAIN TURBINE BYPASS / EOC-RPT / BACKUP PRESSURE REGULATOR OPERABLE  
TWO LOOP OPERATION (BOC TO EOC)  
FIGURE 5.2-1



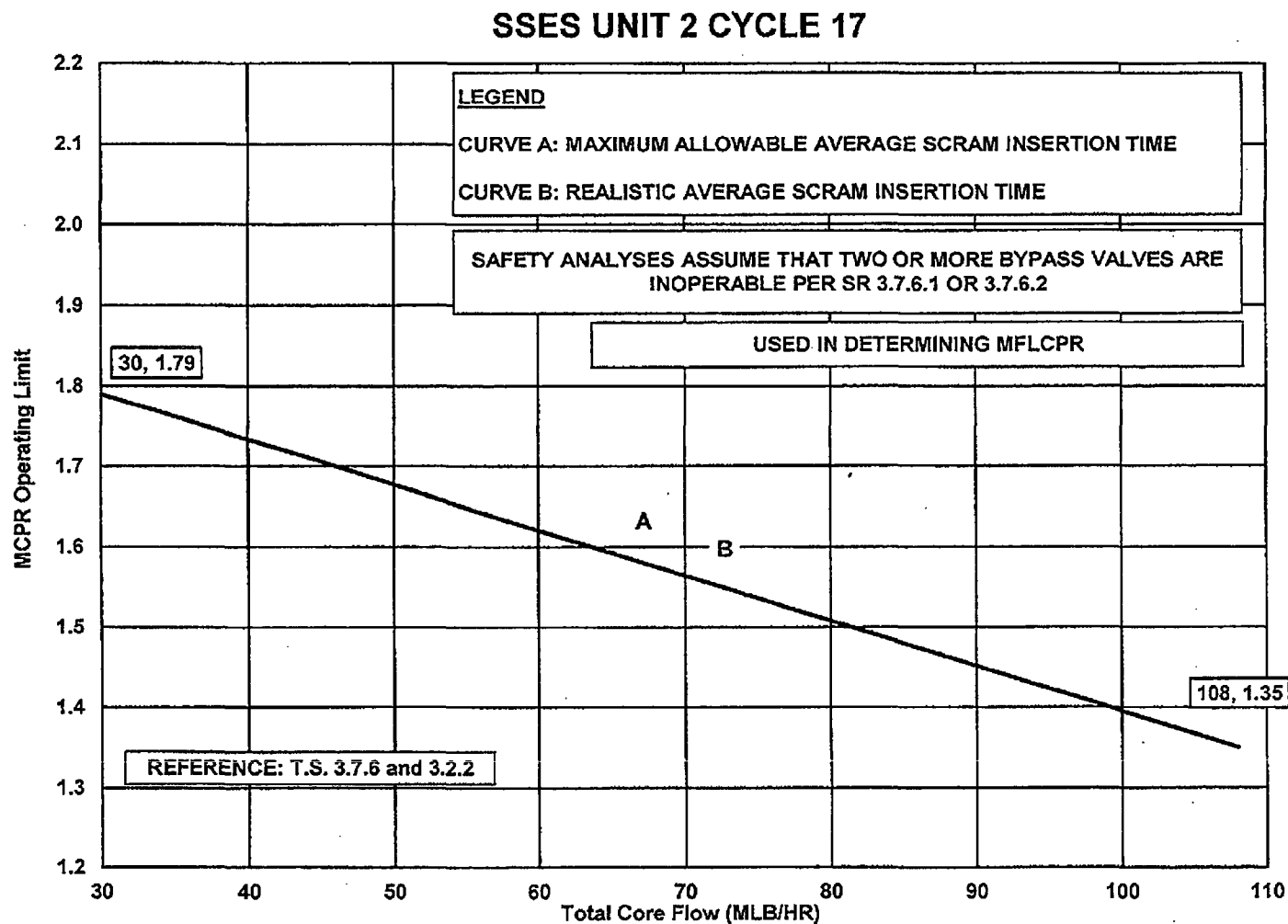


MCPR OPERATING LIMIT VERSUS CORE POWER  
MAIN TURBINE BYPASS / EOC-RPT / BACKUP PRESSURE REGULATOR OPERABLE  
TWO LOOP OPERATION (BOC TO EOC)  
FIGURE 5.2-2



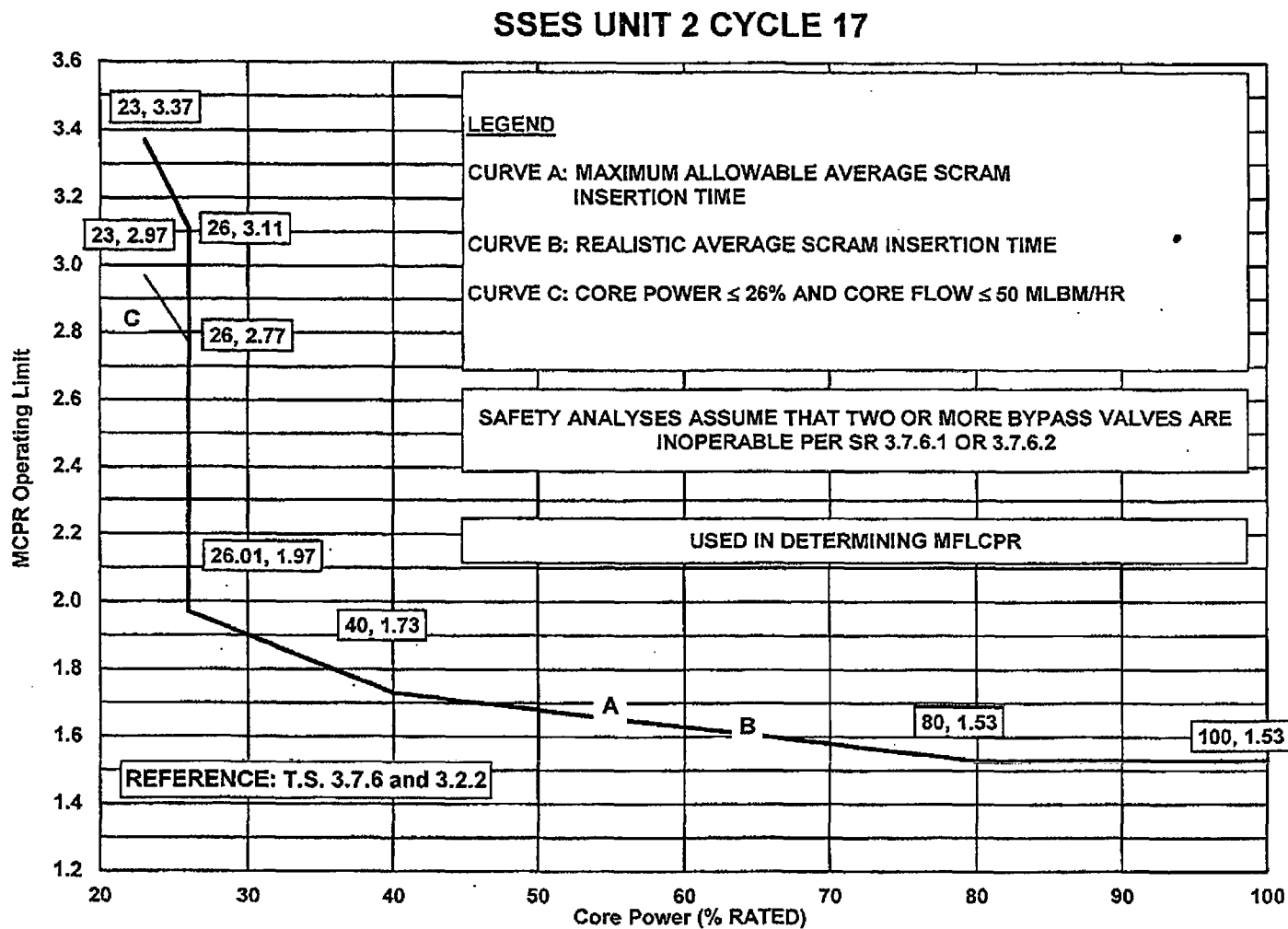
## **Main Turbine Bypass Inoperable**





MCPR OPERATING LIMIT VERSUS TOTAL CORE FLOW  
 MAIN TURBINE BYPASS INOPERABLE  
 TWO LOOP OPERATION (BOC TO EOC)  
 FIGURE 5.2-3





MCPR OPERATING LIMIT VERSUS CORE POWER  
MAIN TURBINE BYPASS INOPERABLE  
TWO LOOP OPERATION (BOC to EOC)  
FIGURE 5.2-4

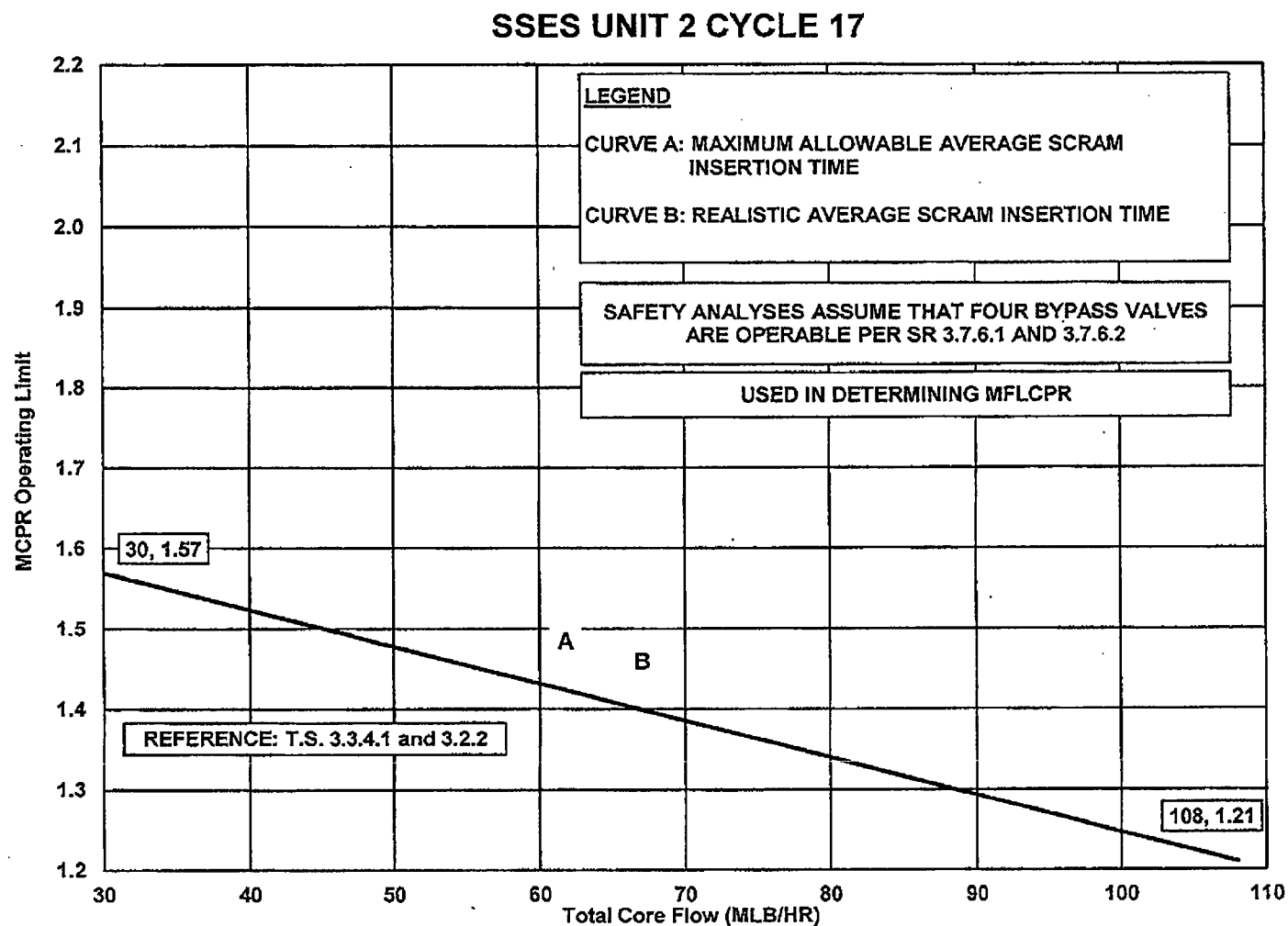


PPL Rev. 10

Licensing Document Page 27 of 72  
Change Notice Number 5055  
PL-NF-13-003  
Rev. 0  
Page 17 of 55


# **EOC-RPT Inoperable**





MCPR OPERATING LIMIT VERSUS TOTAL CORE FLOW  
EOC-RPT INOPERABLE  
TWO LOOP OPERATION (BOC TO EOC)  
FIGURE 5.2-5





MCPR OPERATING LIMIT VERSUS CORE POWER  
EOC-RPT INOPERABLE  
TWO LOOP OPERATION (BOC to EOC)  
FIGURE 5.2-6

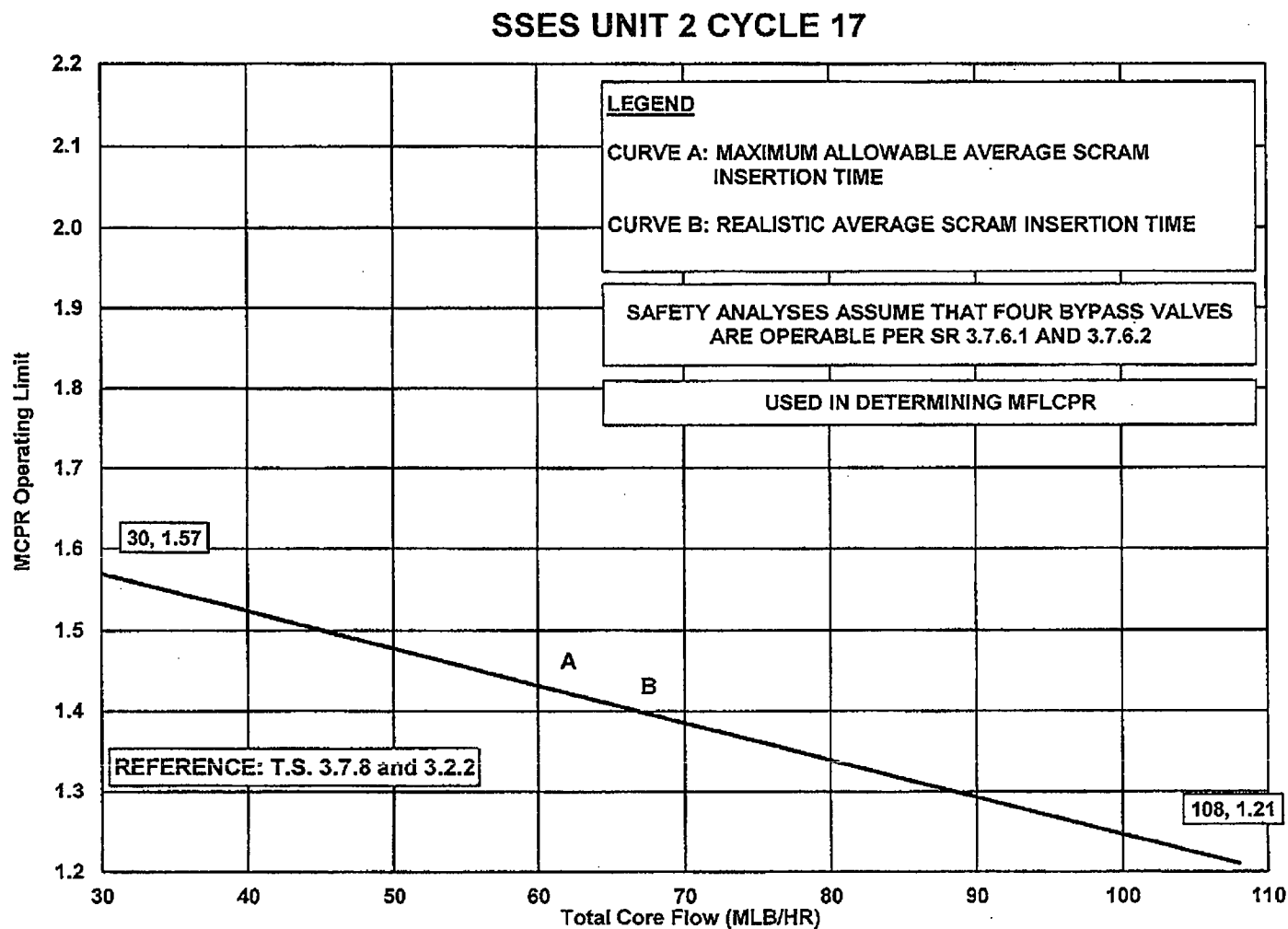


PPL Rev. 10

Licensing Document Page 30 of 72  
Change Notice Number 5055  
PL-NF-13-003  
Rev. 0  
Page 20 of 55

## **Backup Pressure Regulator Inoperable**





MCPR OPERATING LIMIT VERSUS TOTAL CORE FLOW  
BACKUP PRESSURE REGULATOR INOPERABLE  
TWO LOOP OPERATION (BOC TO EOC)  
FIGURE 5.2-7



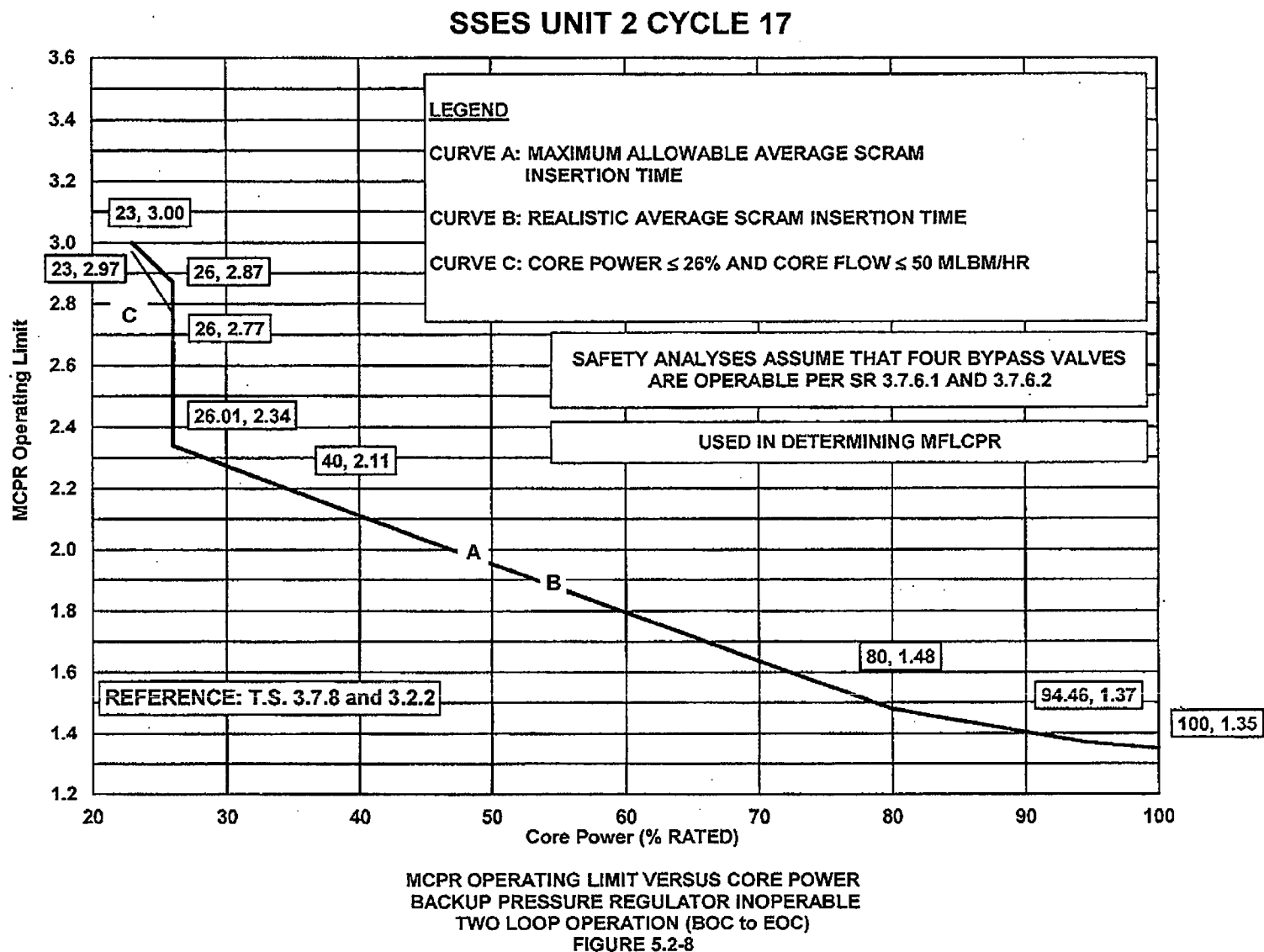




Table 5.3-1**Average Scram Time Fraction Table For Use With Scram Time Dependent  
MCPR Operating Limits**

Control Rod Position	Average Scram Time to Position (seconds)		
45	0.470		0.520
39	0.630		0.860
25	1.500		1.910
5	2.700		3.440
Average Scram Insertion Time	Realistic		Maximum Allowable



## 6.0 LINEAR HEAT GENERATION RATE (LHGR)

### 6.1 Technical Specification Reference

Technical Specification 3.2.3 and 3.7.6

### 6.2 Description

The maximum LHGR for ATRIUM™-10 fuel shall not exceed the LHGR limit determined from Figure 6.2-1. The LHGR limit in Figure 6.2-1 is valid for Main Turbine Bypass Operable and Inoperable, EOC-RPT Operable and Inoperable, and Backup Pressure Regulator Operable and Inoperable.

To protect against both fuel centerline melting and cladding strain during anticipated system transients initiated from reduced power and flow conditions, power and flow dependent LHGR limit multipliers are provided.

The flow dependent LHGR limit multiplier figures are applicable to EOC-RPT Operable and Inoperable and Backup Pressure Regulator Operable and Inoperable:

#### a) Flow Dependent Main Turbine Bypass Operable

Figure 6.2-2: Flow-Dependent LHGR Limit Multiplier

#### b) Flow Dependent Main Turbine Bypass Inoperable

Figure 6.2-4: Flow-Dependent LHGR Limit Multiplier

The power dependent LHGR limit multiplier figures are applicable to:

#### a) Power Dependent Main Turbine Bypass and EOC-RPT, and Backup Pressure Regulator Operable

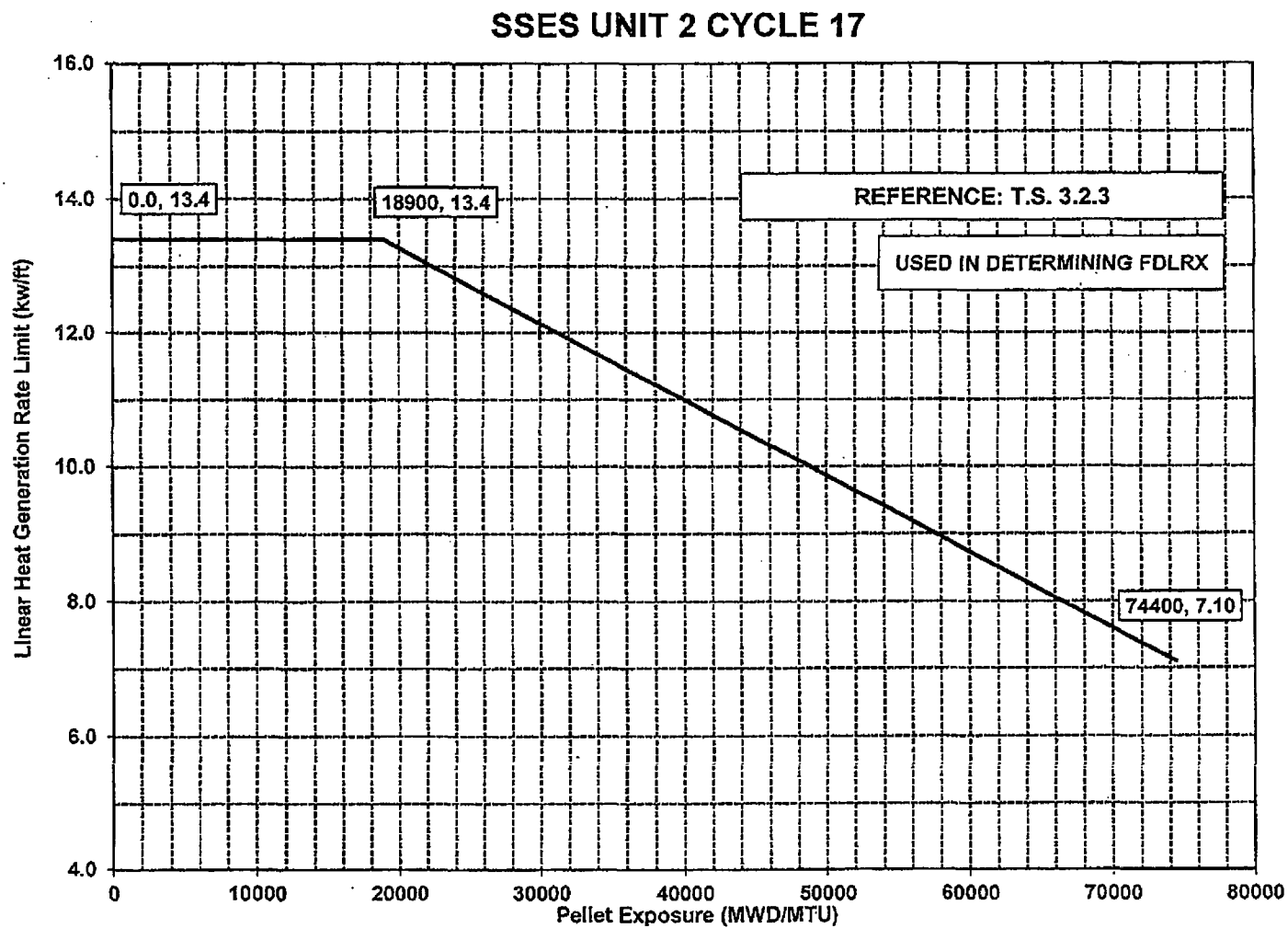
Figure 6.2-3: Power-Dependent LHGR Limit Multiplier

#### b) Power Dependent Main Turbine Bypass or EOC-RPT or Backup Pressure Regulator Inoperable

Figure 6.2-5: Power-Dependent LHGR Limit Multiplier

The LGHR limit and LHGR limit multipliers in Figures 6.2-1 through 6.2-5 are valid for both Two Loop and Single Loop operation.



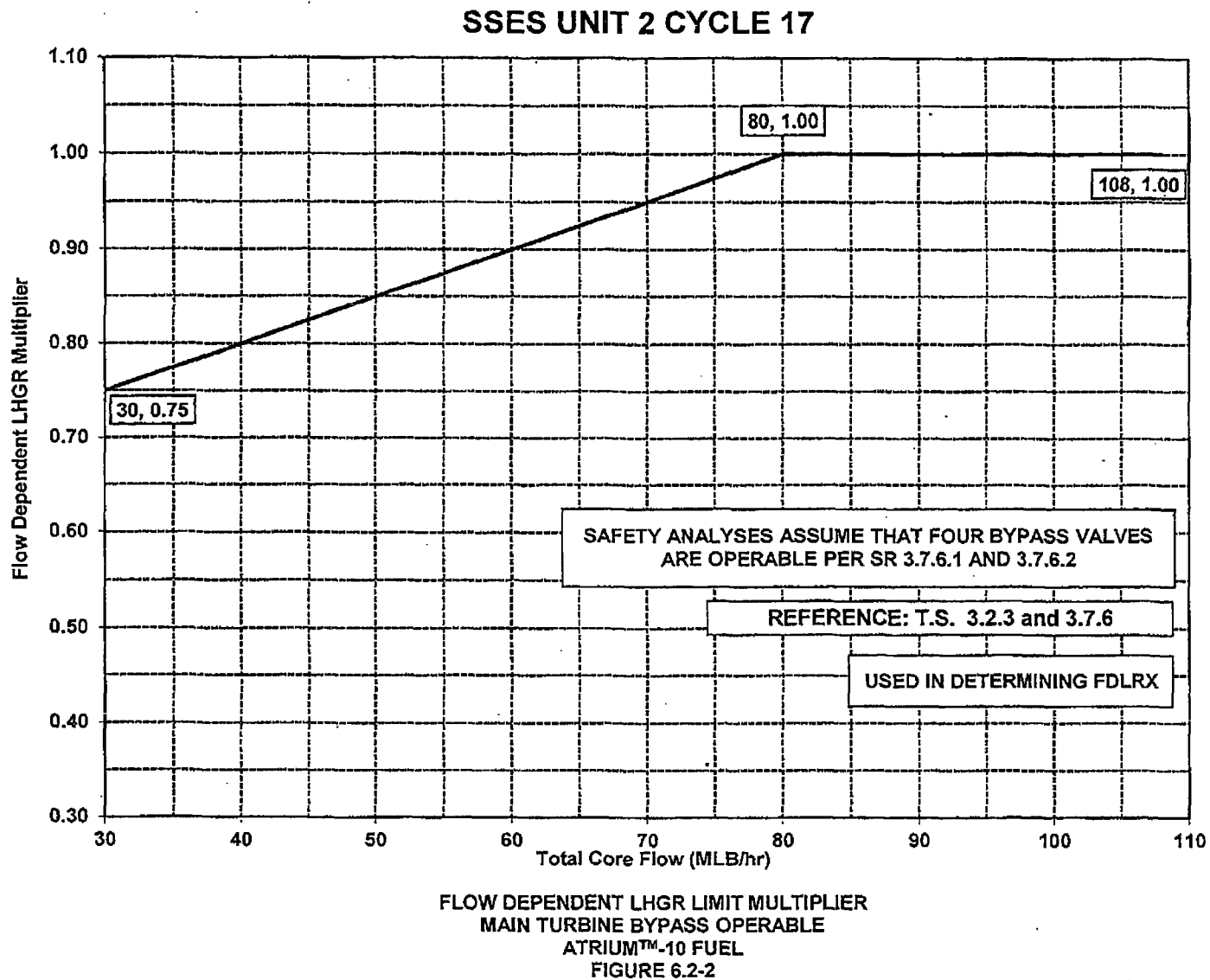


LINEAR HEAT GENERATION RATE LIMIT VERSUS PELLETS EXPOSURE  
 ATRIUM™-10 FUEL  
 FIGURE 6.2-1



## **Flow Dependent Main Turbine Bypass Operable**





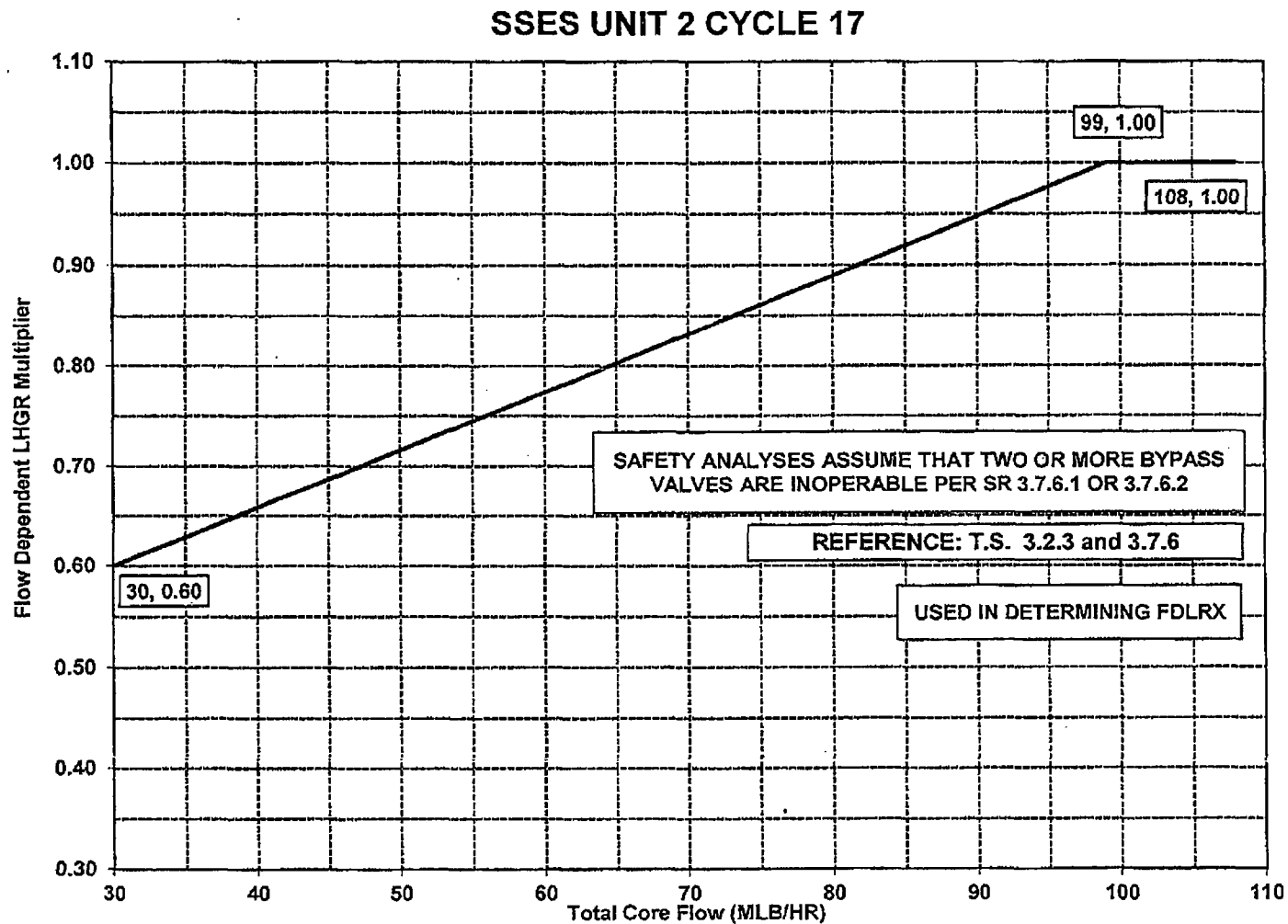


PPL Rev. 10

Licensing Document Page 38 of 72  
Change Notice Number 5055  
PL-NF-13-003  
Rev. 0  
Page 28 of 55

## **Flow Dependent Main Turbine Bypass Inoperable**



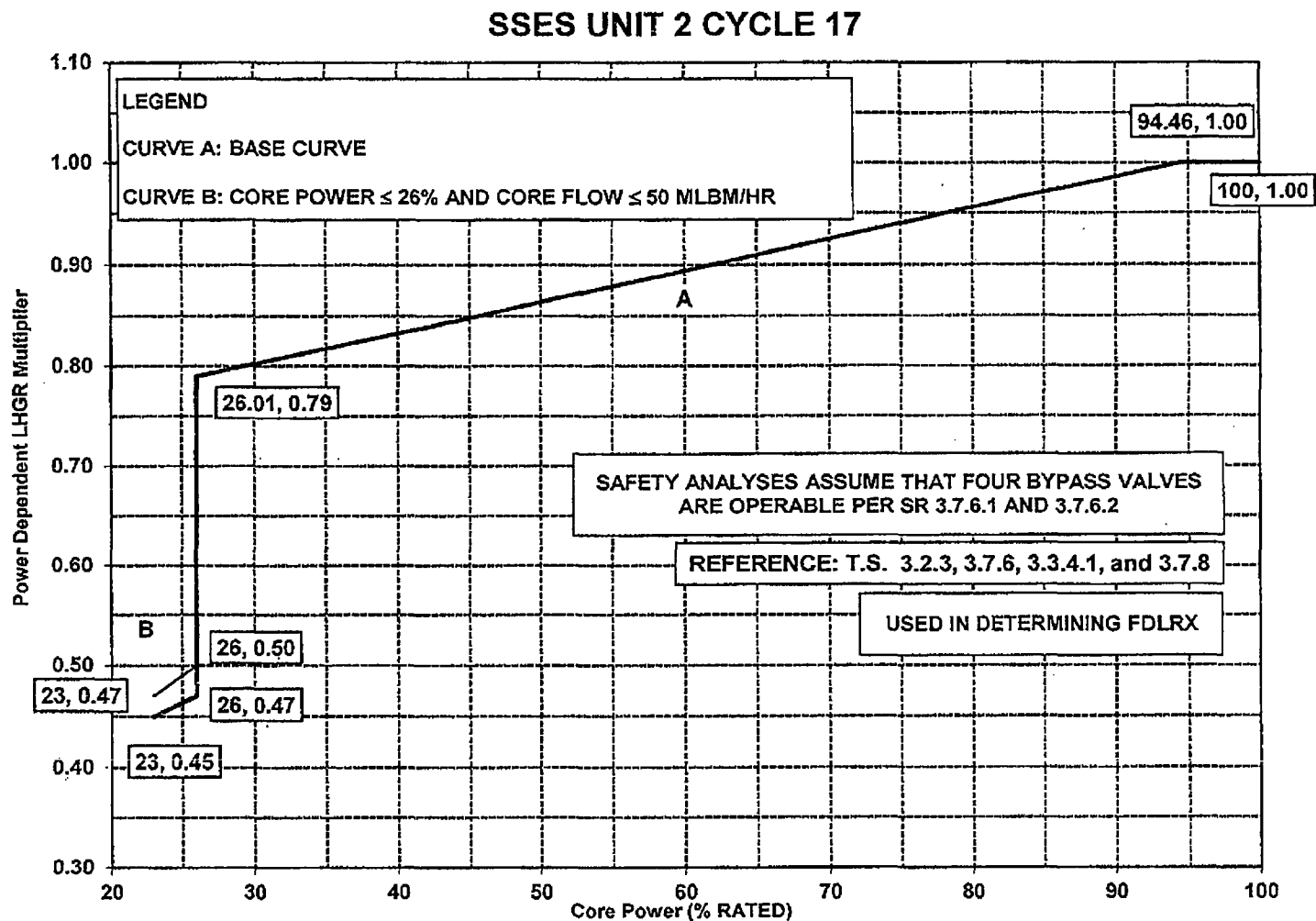


FLOW DEPENDENT LHGR LIMIT MULTIPLIER  
MAIN TURBINE BYPASS INOPERABLE  
ATRIUM™-10 FUEL  
FIGURE 6.2-4



## **Power Dependent Main Turbine Bypass and EOC-RPT and Backup Pressure Regulator Operable**





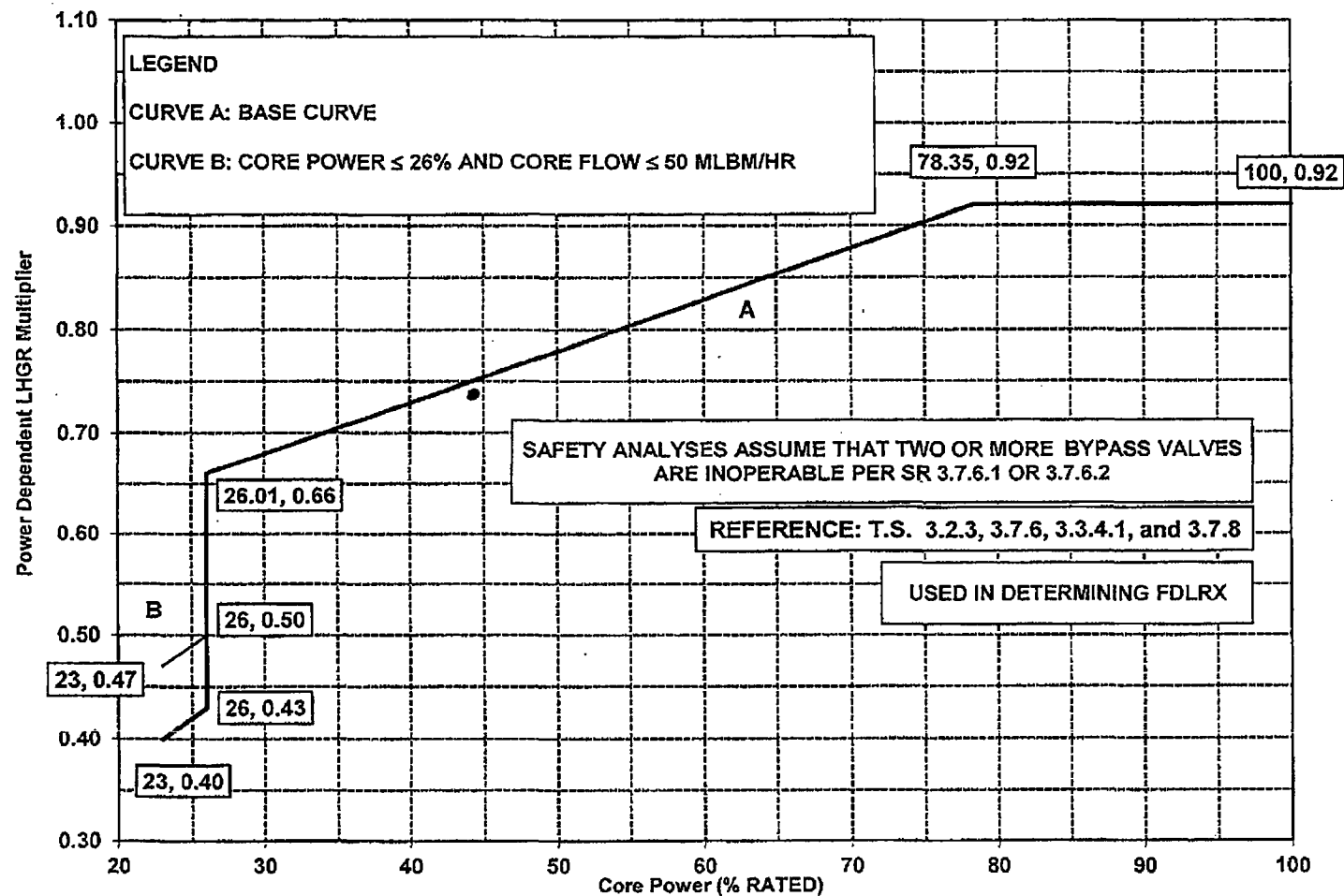
POWER DEPENDENT LHGR LIMIT MULTIPLIER  
 MAIN TURBINE BYPASS AND EOC-RPT AND  
 BACKUP PRESSURE REGULATOR OPERABLE  
 ATRIUM™-10 FUEL  
 FIGURE 6.2-3



## **Power Dependent Main Turbine Bypass or EOC-RPT or Backup Pressure Regulator Inoperable**



## SSES UNIT 2 CYCLE 17



POWER DEPENDENT LHGR LIMIT MULTIPLIER  
 MAIN TURBINE BYPASS OR EOC-RPT OR  
 BACKUP PRESSURE REGULATOR INOPERABLE  
 ATRIUM™-10 FUEL  
 FIGURE 6.2-5



## **7.0 ROD BLOCK MONITOR (RBM) SETPOINTS AND OPERABILITY REQUIREMENTS**

### **7.1 Technical Specification Reference**

Technical Specification 3.3.2.1

### **7.2 Description**

The RBM Allowable Value and Trip Setpoints for;

- a) Low Power Range Setpoint,
- b) Intermediate Power Range Setpoint,
- c) High Power Range Setpoint,
- e) Low Power Range - Upscale,
- f) Intermediate Power Range - Upscale, and
- g) High Power Range - Upscale

shall be established as specified in Table 7.2-1. The RBM setpoints are valid for Two Loop and Single Loop Operation, Main Turbine Bypass Operable and Inoperable, EOC-RPT Operable and Inoperable, and Backup Pressure Regulator Operable and Inoperable.

The RBM system design objective is to block erroneous control rod withdrawal initiated by the operator before fuel design limits are violated. If the full withdrawal of any control rod would not violate a fuel design limit, then the RBM system is not required to be operable. Table 7.2-2 provides RBM system operability requirements to ensure that fuel design limits are not violated.



Table 7.2-1  
 RBM Setpoints

Function	Allowable Value <sup>(1)</sup>	Nominal Trip Setpoint
Low Power Range Setpoint	28.0	24.9
Intermediate Power Range Setpoint	63.0	61.0
High Power Range Setpoint	83.0	81.0
Low Power Range - Upscale	123.4	123.0
Intermediate Power Range - Upscale	117.4	117.0
High Power Range - Upscale	107.6	107.2

- <sup>(1)</sup> Power setpoint function (Low, Intermediate, and High Power Range Setpoints) determined in percent of rated thermal power. Upscale trip setpoint function (Low, Intermediate, and High Power Range - Upscale) determined in percent of reference level.

 Table 7.2-2  
 RBM System Operability Requirements

Thermal Power (% of Rated)	MCPR <sup>(2,3)</sup>
$\geq 28$ and $< 90$	$< 1.76$
$\geq 90$ and $< 95$	$< 1.47$
$\geq 95$	$< 1.68$

- <sup>(2)</sup> Applicable to Main Turbine Bypass Operable and Inoperable, EOC-RPT Operable and Inoperable, and Backup Pressure Regulator Operable and Inoperable.
- <sup>(3)</sup> Applicable to both Two Loop and Single Loop Operation.



## 8.0 RECIRCULATION LOOPS - SINGLE LOOP OPERATION

### 8.1 Technical Specification Reference

Technical Specification 3.2.1, 3.2.2, 3.2.3, 3.3.4.1, 3.4.1, 3.7.6, and 3.7.8

### 8.2 Description

#### APLHGR

The APLHGR limit for ATRIUM™-10 fuel shall be equal to the APLHGR Limit from Figure 8.2-1.

The APLHGR limits in Figure 8.2-1 are valid for Main Turbine Bypass Operable and Inoperable, EOC-RPT Operable and Inoperable, and Backup Pressure Regulator Operable and Inoperable in Single Loop operation.

#### Minimum Critical Power Ratio Limit

The MCPR limit is specified as a function of core power, core flow, and plant equipment operability status. The MCPR limits for all fuel types (ATRIUM™-10) shall be the greater of the Flow-Dependent or the Power-Dependent MCPR, depending on the applicable equipment operability status.

#### a) Main Turbine Bypass / EOC-RPT / Backup Pressure Regulator Operable

Figure 8.2-2: Flow-Dependent MCPR value determined from BOC to EOC

Figure 8.2-3: Power-Dependent MCPR value determined from BOC to EOC

#### b) Main Turbine Bypass Inoperable

Figure 8.2-4: Flow-Dependent MCPR value determined from BOC to EOC

Figure 8.2-5: Power-Dependent MCPR value determined from BOC to EOC

#### c) EOC-RPT Inoperable

Figure 8.2-6: Flow-Dependent MCPR value determined from BOC to EOC

Figure 8.2-7: Power-Dependent MCPR value determined from BOC to EOC

#### d) Backup Pressure Regulator Inoperable

Figure 8.2-8: Flow-Dependent MCPR value determined from BOC to EOC

Figure 8.2-9: Power-Dependent MCPR value determined from BOC to EOC



The MCPR limits in Figures 8.2-2 through 8.2-9 are valid only for Single Loop operation.

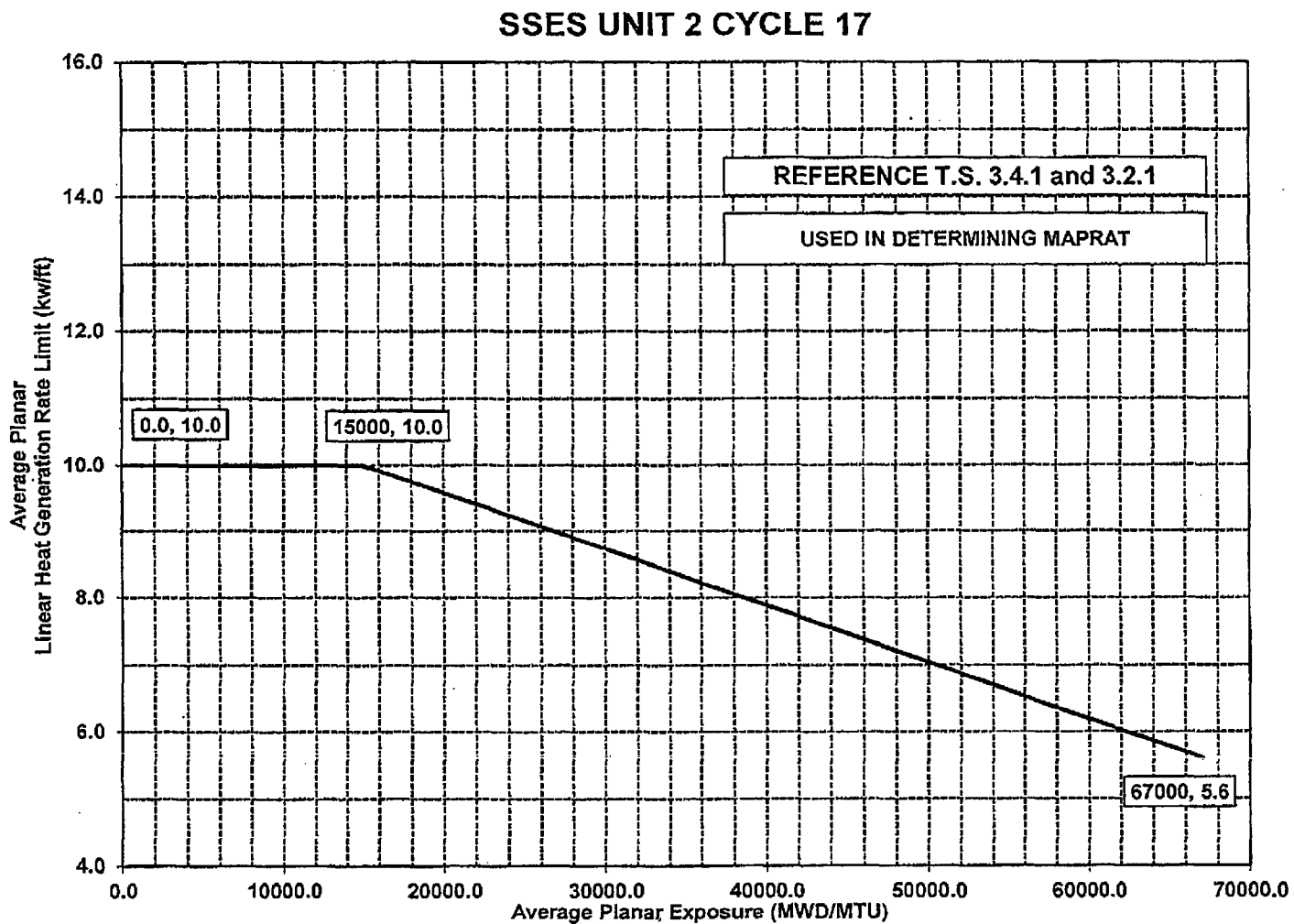
Linear Heat Generation Rate Limit

The LHGR limits for Single Loop Operation are defined in Section 6.0.

RBM Setpoints and Operability Requirements

The RBM setpoints and operability requirements for Single Loop Operation are defined in Section 7.0.





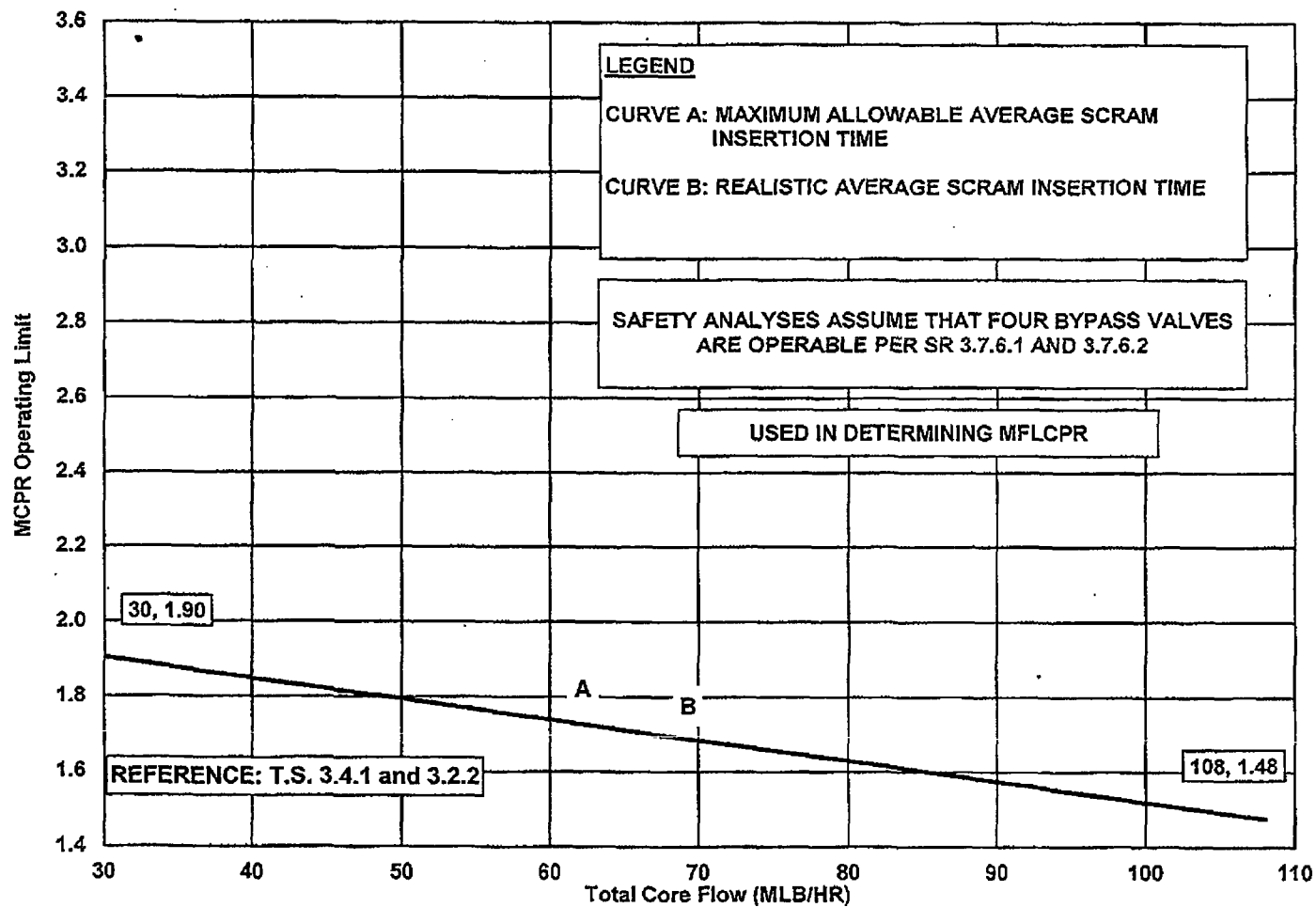
AVERAGE PLANAR LINEAR HEAT GENERATION RATE LIMIT VERSUS  
AVERAGE PLANAR EXPOSURE SINGLE LOOP OPERATION  
ATRIUM™-10 FUEL  
FIGURE 8.2-1



# **Main Turbine Bypass / EOC-RPT / Backup Pressure Regulator Operable**




## SSES UNIT 2 CYCLE 17



MCPR OPERATING LIMIT VERSUS TOTAL CORE FLOW  
 MAIN TURBINE BYPASS / EOC-RPT / BACKUP PRESSURE REGULATOR OPERABLE  
 SINGLE LOOP OPERATION (BOC to EOC)  
 FIGURE 8.2-2





MCPR OPERATING LIMIT VERSUS CORE POWER  
MAIN TURBINE BYPASS / EOC-RPT / BACKUP PRESSURE REGULATOR OPERABLE  
SINGLE LOOP OPERATION (BOC to EOC)  
FIGURE 8.2-3

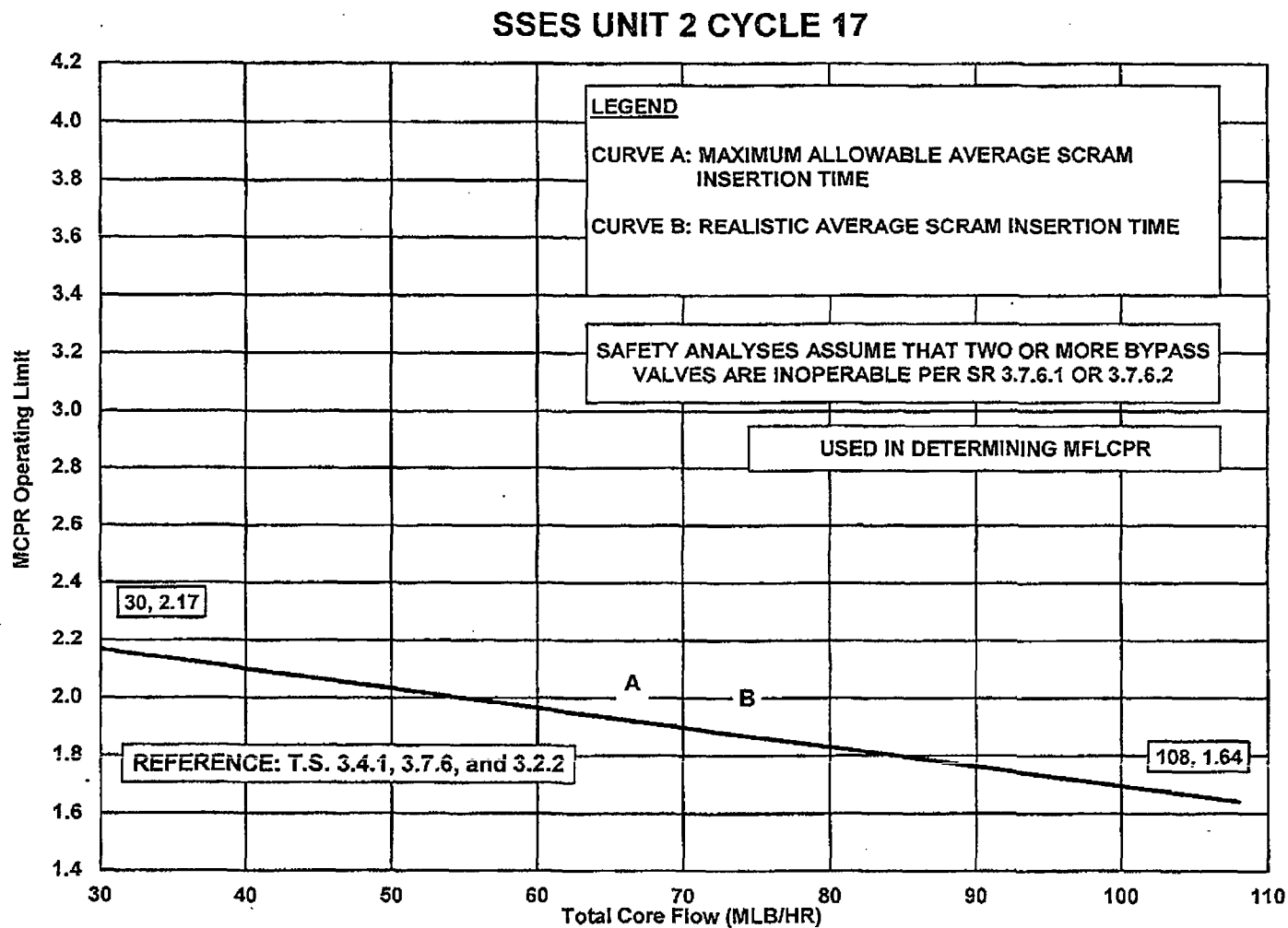


PPL Rev. 10

Licensing Document Page 52 of 72  
Change Notice Number 5055  
PL-NF-13-003  
Rev. 0  
Page 42 of 55

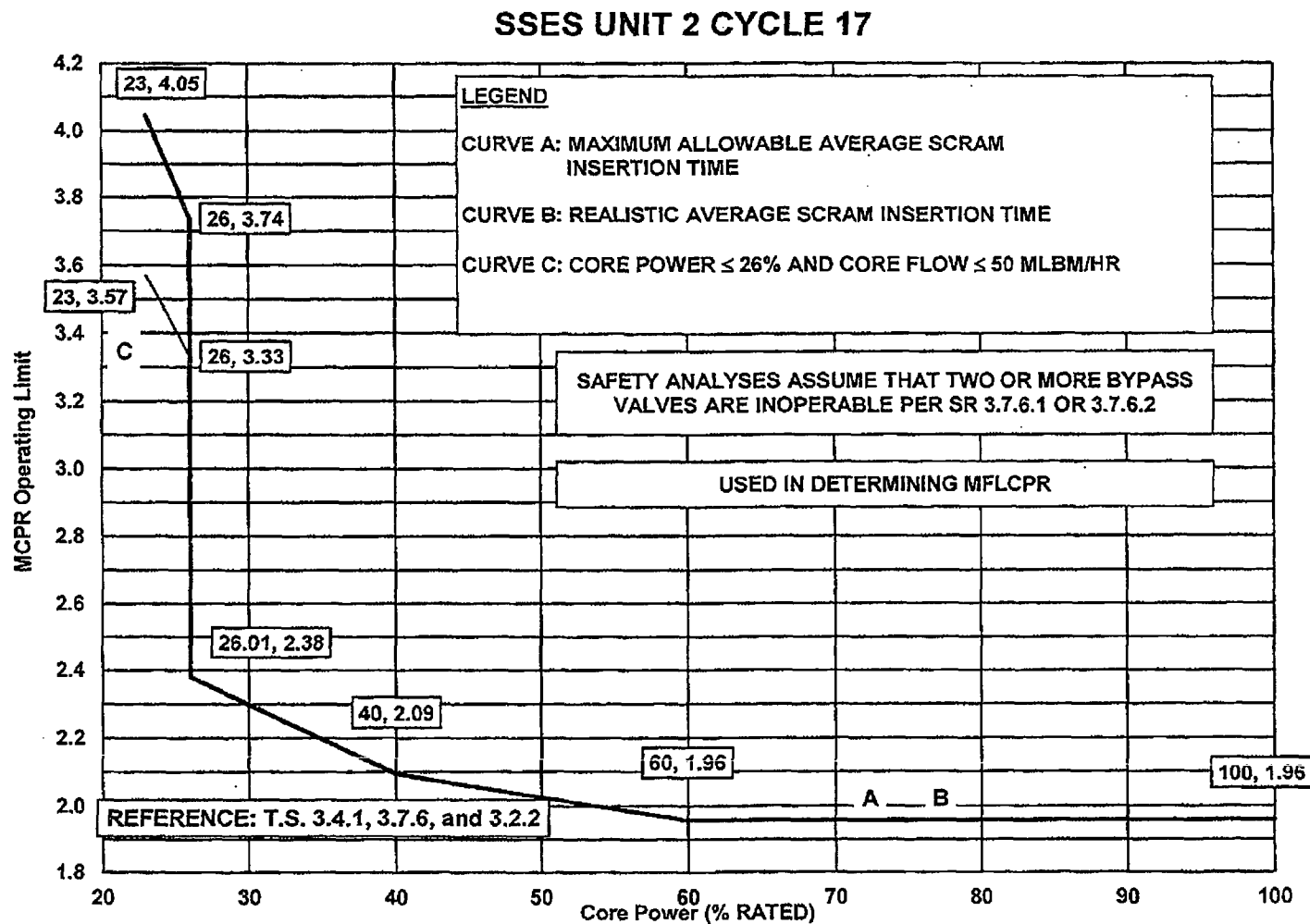
## **Main Turbine Bypass Inoperable**





MCPR OPERATING LIMIT VERSUS TOTAL CORE FLOW  
MAIN TURBINE BYPASS INOPERABLE  
SINGLE LOOP OPERATION (BOC to EOC)  
FIGURE 8.2-4





MCPR OPERATING LIMIT VERSUS CORE POWER  
MAIN TURBINE BYPASS INOPERABLE  
SINGLE LOOP OPERATION (BOC to EOC)  
FIGURE 8.2-5

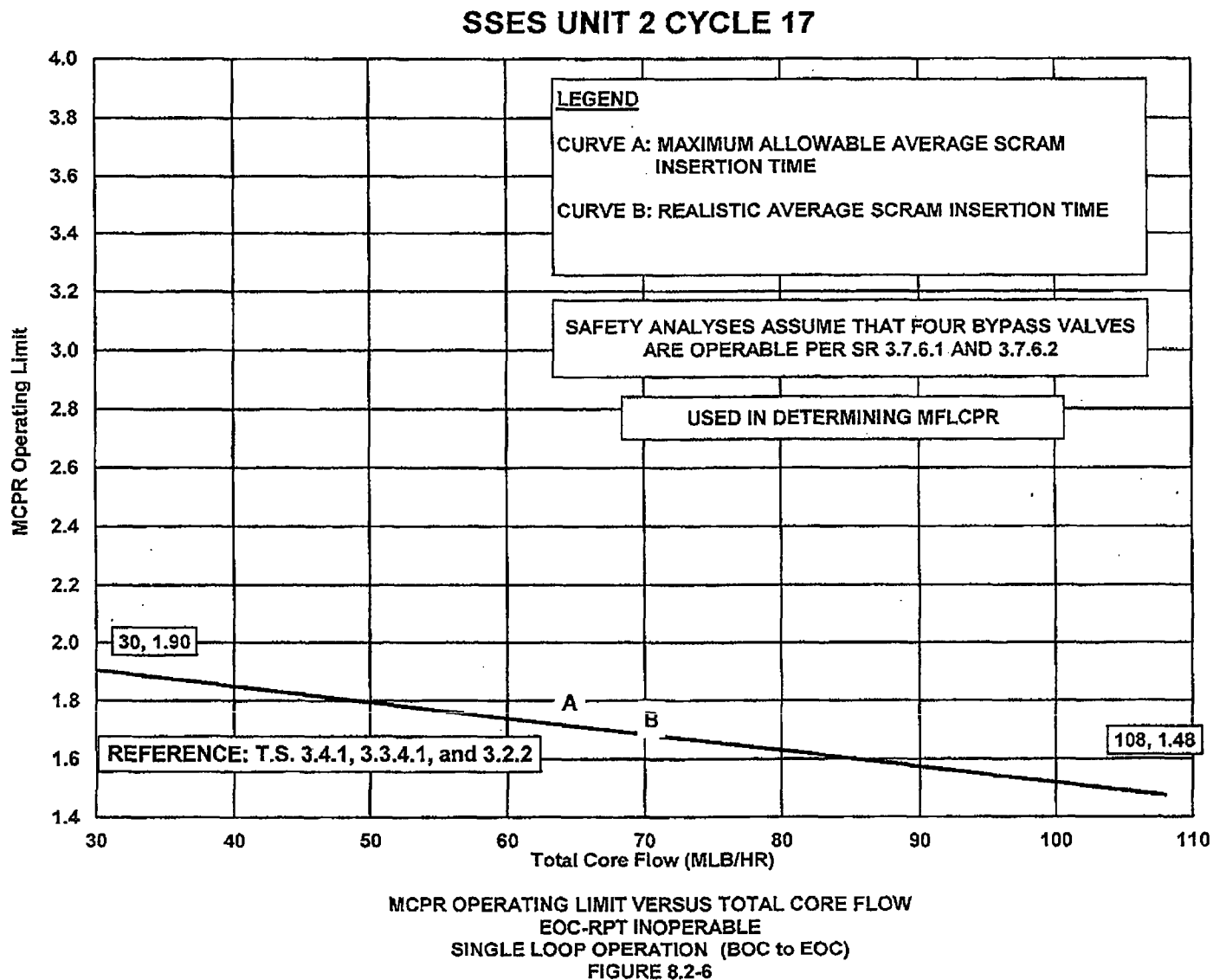


PPL Rev. 10

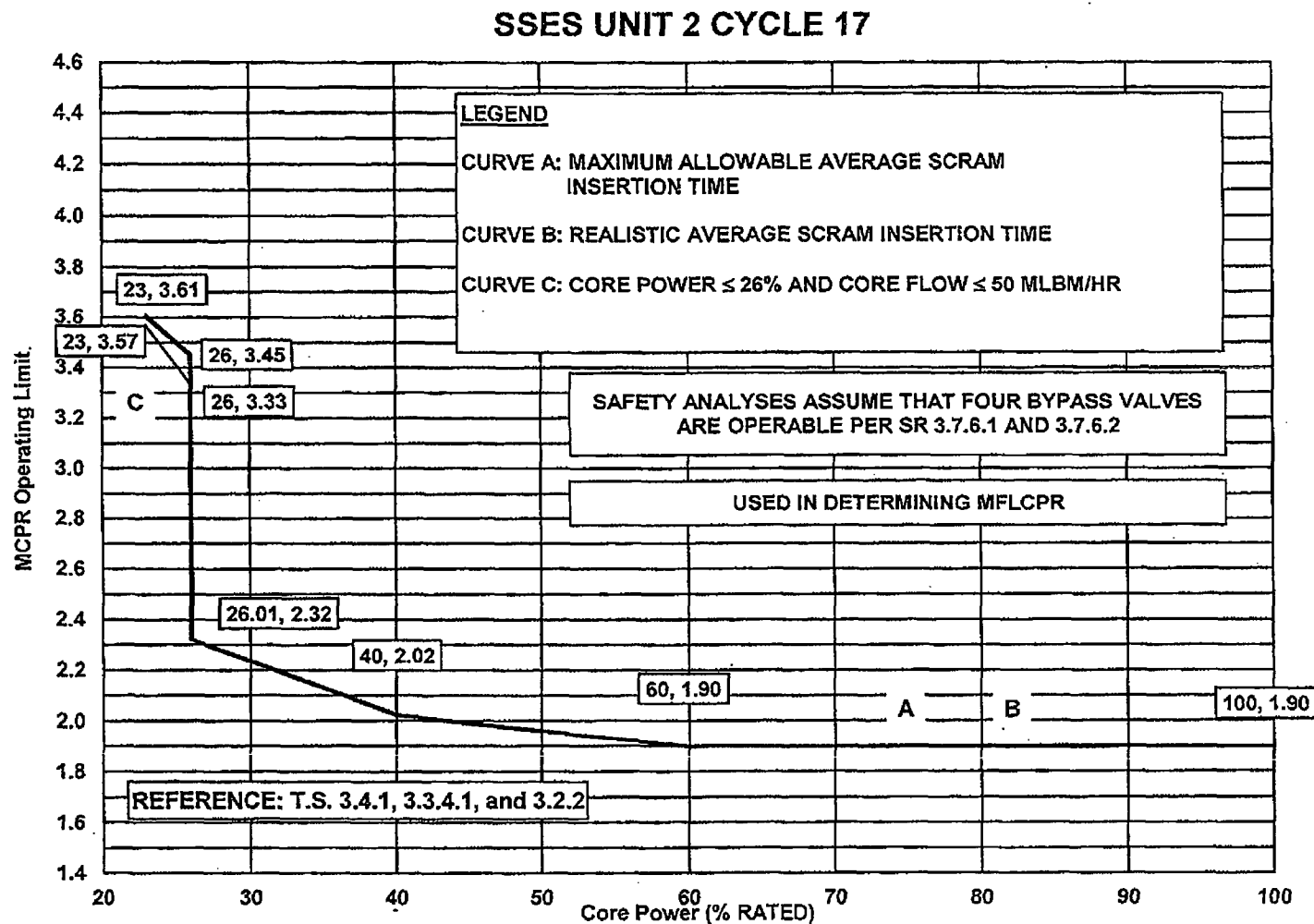
Licensing Document Page 55 of 72  
Change Notice Number 5055  
PL-NF-13-003  
Rev. 0  
Page 45 of 55

# **EOC-RPT Inoperable**









MCPR OPERATING LIMIT VERSUS CORE POWER  
EOC-RPT INOPERABLE  
SINGLE LOOP OPERATION (BOC to EOC)  
FIGURE 8.2-7

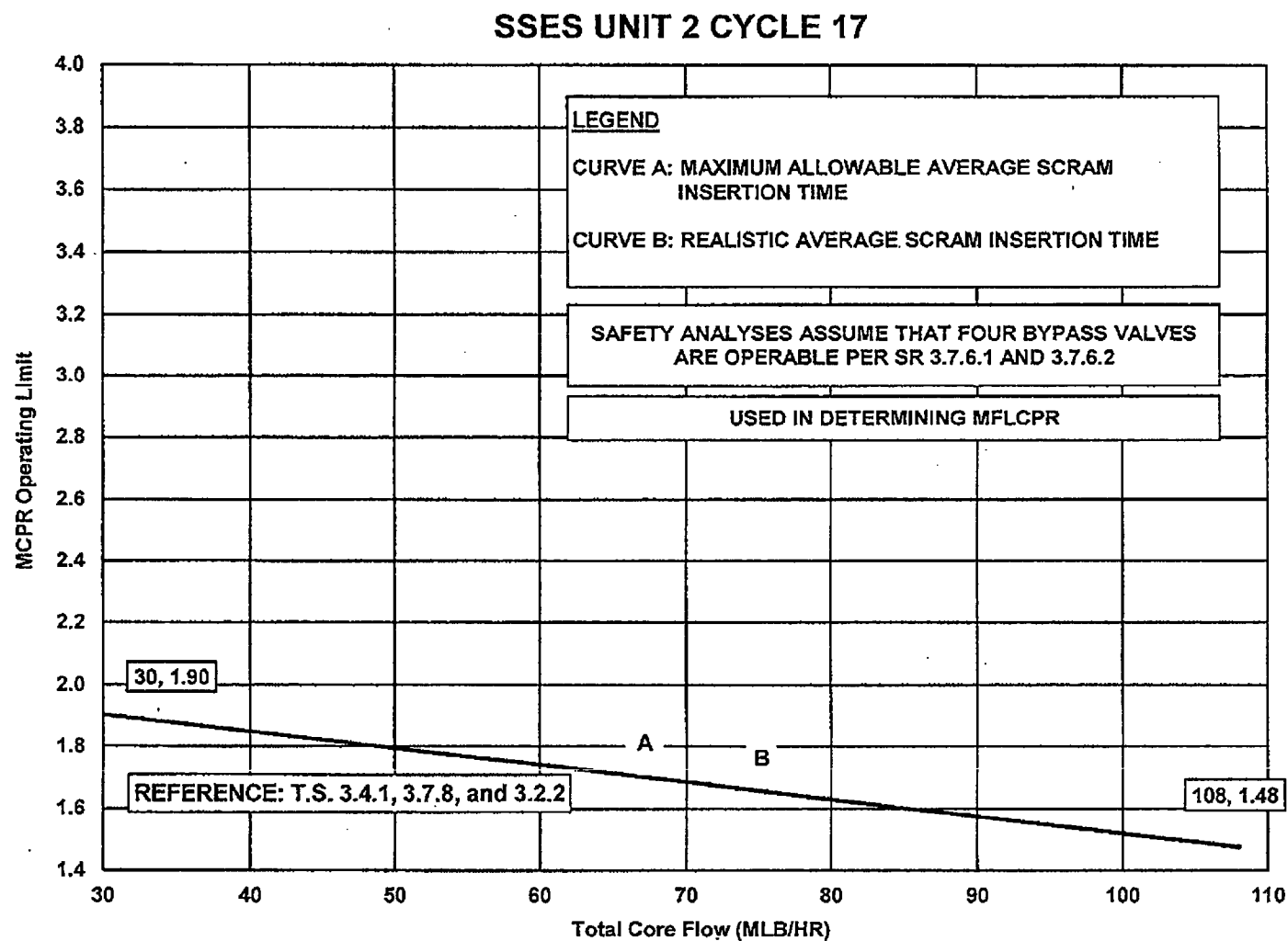


PPL Rev. 10

Licensing Document Page 58 of 72  
Change Notice Number 5055  
PL-NF-13-003  
Rev. 0  
Page 48 of 55

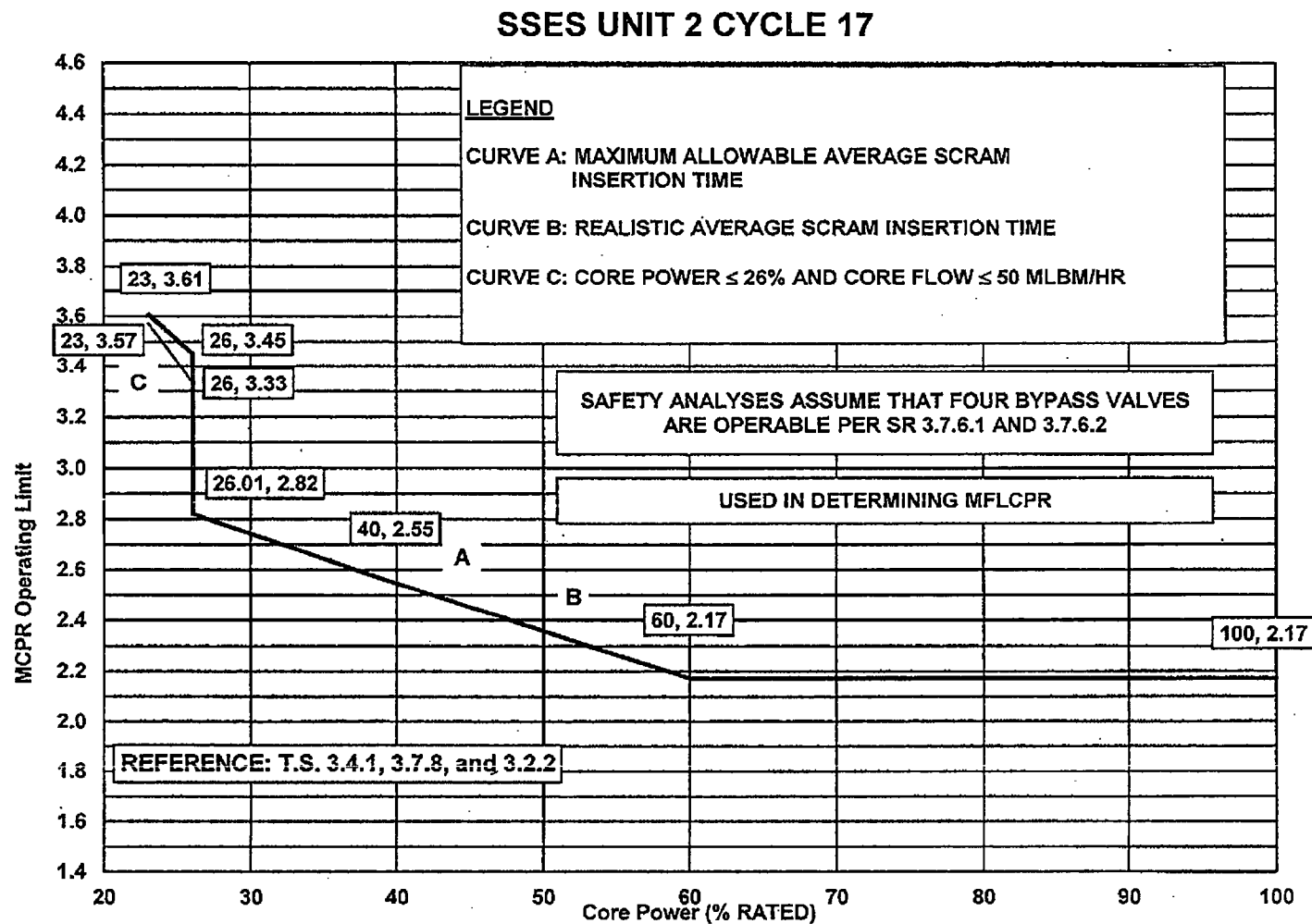
## **Backup Pressure Regulator Inoperable**





MCPR OPERATING LIMIT VERSUS TOTAL CORE FLOW  
BACKUP PRESSURE REGULATOR INOPERABLE  
SINGLE LOOP OPERATION (BOC to EOC)  
FIGURE 8.2-8





MCPR OPERATING LIMIT VERSUS CORE POWER  
 BACKUP PRESSURE REGULATOR INOPERABLE  
 SINGLE LOOP OPERATION (BOC to EOC)  
 FIGURE 8.2-9



PPL Rev. 10

## 9.0 POWER / FLOW MAP

### 9.1 Technical Specification Reference

Technical Specification 3.3.1.1

### 9.2 Description

Monitor reactor conditions to maintain THERMAL POWER / core flow outside of Stability Regions I and II of the Power / Flow map, Figure 9.1.

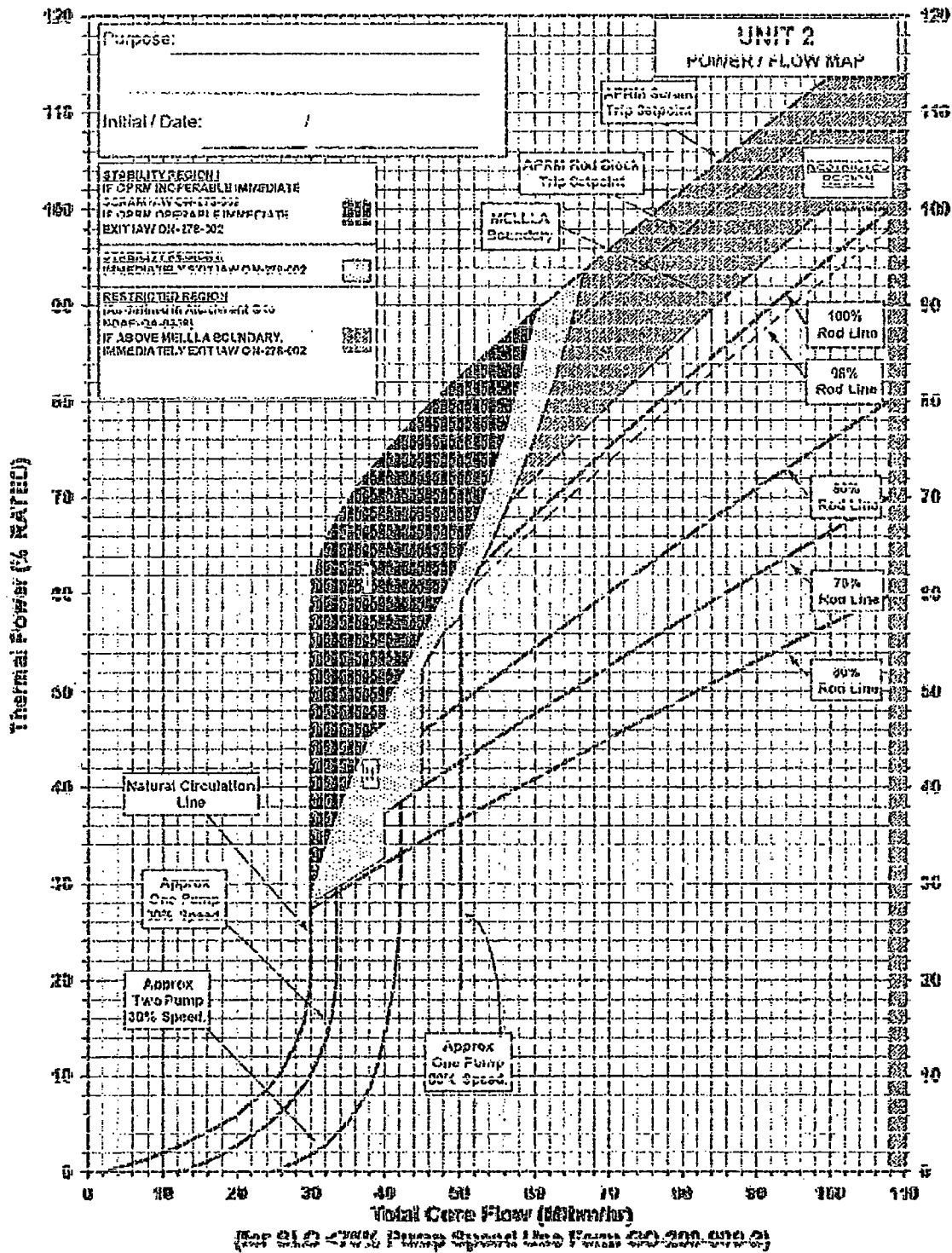
If the OPRM Instrumentation is OPERABLE per TS 3.3.1.1, Region I of the Power / Flow map is considered an immediate exit region.

If the OPRM Instrumentation is inoperable per TS 3.3.1.1, Region I of the Power / Flow map is considered an immediate scram region.

Region II of the Power / Flow map is considered an immediate exit region regardless of the operability of the OPRM Instrumentation.



PPL Rev. 10





PPL Rev. 10

## 10.0 OPRM SETPOINTS

### 10.1 Technical Specification Reference

Technical Specification 3.3.1.1

### 10.2 Description

Setpoints for the OPRM Instrumentation are established that will reliably detect and suppress anticipated stability related power oscillations while providing a high degree of confidence that the MCPR Safety limit is not violated. The setpoints are described in Section 2.0 and are listed below:

$$S_p = 1.12$$

$$N_p = 16$$

$$F_p = 60 \text{ Mlbm / hr}$$



## 11.0 REFERENCES

11.1 The analytical methods used to determine the core operating limits shall be those previously reviewed and approved by the NRC, specifically those described in the following documents:

1. XN-NF-81-58(P)(A), Revision 2 and Supplements 1 and 2, "RODEX2 Fuel Rod Thermal-Mechanical Response Evaluation Model," Exxon Nuclear Company, March 1984.
2. EMF-2361(P)(A), Revision 0, "EXEM BWR-2000 ECCS Evaluation Model," Framatome ANP, May 2001.
3. EMF-2292(P)(A), Revision 0, "ATRIUM™-10: Appendix K Spray Heat Transfer Coefficients," Siemens Power Corporation, September 2000.
4. XN-NF-84-105(P)(A), Volume 1 and Volume 1 Supplements 1 and 2, "XCOBRA-T: A Computer Code for BWR Transient Thermal-Hydraulic Core Analysis," Exxon Nuclear Company, February 1987.
5. XN-NF-80-19(P)(A), Volume 1 and Supplements 1 and 2, "Exxon Nuclear Methodology for Boiling Water Reactors: Neutronic Methods for Design and Analysis," Exxon Nuclear Company, March 1983.
6. XN-NF-80-19(P)(A), Volumes 2, 2A, 2B, and 2C "Exxon Nuclear Methodology for Boiling Water Reactors: EXEM BWR ECCS Evaluation Model," Exxon Nuclear Company, September 1982.
7. XN-NF-80-19(P)(A), Volume 3 Revision 2 "Exxon Nuclear Methodology for Boiling Water Reactors Thermex: Thermal Limits Methodology Summary Description," Exxon Nuclear Company, January 1987.
8. XN-NF-80-19(P)(A), Volume 4, Revision 1, "Exxon Nuclear Methodology for Boiling Water Reactors: Application of the ENC Methodology to BWR Reloads," Exxon Nuclear Company, June 1986.
9. XN-NF-85-67(P)(A), Revision 1, "Generic Mechanical Design for Exxon Nuclear Jet Pump BWR Reload Fuel," Exxon Nuclear Company, Inc., September 1986.
10. ANF-524(P)(A), Revision 2 and Supplements 1 and 2, "Advanced Nuclear Fuels Corporation Critical Power Methodology for Boiling Water Reactors," November 1990.
11. NE-092-001A, Revision 1, "Licensing Topical Report for Power Up-rate With Increased Core Flow," Pennsylvania Power & Light Company, December 1992 and NRC SER (November 30, 1993).



PPL Rev. 10

12. ANF-89-98(P)(A) Revision 1 and Supplement 1, "Generic Mechanical Design Criteria for BWR Fuel Designs," Advanced Nuclear Fuels Corporation, May 1995.
13. EMF-2209(P)(A), Revision 3, "SPCB Critical Power Correlation," AREVA NP, September 2009.
14. EMF-85-74(P)(A), Revision 0, Supplement 1(P)(A) and Supplement 2(P)(A), "RODEX2A (BWR) Fuel Rod Thermal-Mechanical Evaluation Model," Siemens Power Corporation, February 1998.
15. EMF-2158(P)(A), Revision 0, "Siemens Power Corporation Methodology for Boiling Water Reactors: Evaluation and Validation of CASMO-4/Microburn-B2," Siemens Power Corporation, October 1999.
16. EMF-CC-074(P)(A), Volume 4, Revision 0, "BWR Stability Analysis - Assessment of STAIF with Input from MICROBURN-B2," Siemens Power Corporation, August 2000.
17. NEDO-32465-A, "BWROG Reactor Core Stability Detect and Suppress Solutions Licensing Basis Methodology for Reload Applications," August 1996.
18. ANF-913(P)(A), Volume 1 Revision 1 and Volume 1 Supplements 2, 3, and 4, "COTRANSA2: A Computer Program for Boiling Water Reactor Transient Analyses," Advanced Nuclear Fuels Corporation, August 1990.
19. ANF-1358(P)(A), Revision 3, "The Loss of Feedwater Heating Transient in Boiling Water Reactors," Framatome ANP, September 2005.



## 3.4 Reactor Coolant System (RCS)

## 3.4.6 Reactor Recirculation Single Loop Operation (SLO) Flow Rate Restriction

TRO 3.4.6 In single loop operation, establish operating Reactor Recirculation Loop Flow Rate to less than or equal to 54.0 Mlbm/hr

APPLICABILITY: MODES 1 and 2

## ACTIONS

CONDITION	REQUIRED ACTION	COMPLETION TIME
A. Requirements of the TRO not met	A.1 Restore Reactor Recirculation flow rate to within limits	2 hours
B. Requirements of Condition A not met	B.1 Place Reactor Mode Switch in Shutdown  AND	Immediately
	B.2 Restore Reactor Recirculation loop flow rate to within limits	Immediately

## TECHNICAL REQUIREMENT SURVEILLANCE

SURVEILLANCE	FREQUENCY
TRS 3.4.6.1 Verify the operating loop flow rate is less than or equal to 54.0 Mlbm/hr.	Once every four hours



## B 3.4.6 Reactor Recirculation Single Loop Operation (SLO) Flow Rate Restriction

BASES

---

TRO	TRO 3.4.6 requires that the operating loop flow rate be maintained less than or equal to 54.0 Mlbm/hr during single loop operation. Single loop operation includes events that require a recirculation loop to be declared "not in operation" due to Technical Specification 3.4.1 Condition B. Note that the parameter of concern is the 3 minute average recirculation system loop flow (e.g., PICSY point NJF02B and NJF03B) not core flow. This restriction avoids excessive vibration of jet pump components. Fatigue usage can be accumulated when loop flow rates are above 54 Mlbm/hr if large gaps are present. Excessive vibration can lead to cracking of the jet pump riser brace welds. The limitation contained in this TRO will provide nuclear safety assurance in that jet pump integrity will be maintained and thus the FSAR Chapter 15 analysis assumption of maintaining 2/3 core height will be met. Additionally, these measures will assure asset preservation and avoid lengthy repairs due to potential riser brace cracking. The required action to place the reactor mode switch in shutdown will assure the flow rate is established within limits. The time frame of 2 hours is required to avoid excessive vibrations that occur at higher loop flow rates and the subsequent impact on jet pump riser brace.
-----	--

---

APPLICABILITY	This Requirement is applicable whenever in reactor recirculation single loop operation in Modes 1 and 2. Single loop operation includes events that require a recirculation loop to be declared "not in operation" due to Technical Specification 3.4.1 Condition B.
---------------	--

---

ACTIONS	The Actions assure excessive jet pump vibration can not occur when in single loop operation.
---------	--

---

TRS	The required surveillance assures that the maximum loop flow rate is not exceeded.
-----	--

---

REFERENCES	1. FSAR Section 15.6
------------	----------------------

---