

April 26, 2013

Docket No. 50-443  
SBK-L-13087

U. S. Nuclear Regulatory Commission  
Attn: Document Control Desk  
Washington, D.C. 20555-0001

Seabrook Station  
2012 Annual Radiological Environmental Operating Report

Pursuant to the requirements of 10 CFR 50.36a(a)(2) and Seabrook Station Technical Specification 6.8.1.3, NextEra Energy Seabrook, LLC submits the 2012 Annual Radiological Environmental Operating Report. The report summarizes the implementation of the NextEra Energy Seabrook, LLC Radiological Environmental Monitoring Program (REMP). Attachment 1 to the report is the complete data set for the REMP samples.

A copy of this report is also being provided to the Commonwealth of Massachusetts, Department of Public Health; and the State of New Hampshire, Bureau of Radiological Health.

Should you require further information regarding this matter, please contact David Robinson, Chemistry Department Manager, at (603) 773-7496.

Sincerely,

NextEra Energy Seabrook, LLC

  
Michael O'Keefe  
Licensing Manager

IEES  
NRR

cc: with enclosure

NRC Region I Administrator  
NRC Project Manager, Project Directorate I-2  
NRC Senior Resident Inspector


NH DHHS Office of Community & Public Health  
Bureau of Radiological Health  
29 Hazen Drive  
Concord, NH 03301-6527

Massachusetts Department of Public Health  
Radiation Control Program  
Schrafft Center, Suite 1M2A  
529 Main Street  
Charlestown, MA 02129





## 2012 Annual Radiological Environmental Operating Report



April 2013

SEABROOK STATION  
ANNUAL RADIOLOGICAL ENVIRONMENTAL OPERATING REPORT

For the Period  
January - December 2012.

Docket No. 50-443

Prepared By:

NextEra Energy Seabrook, LLC  
Chemistry Department  
Seabrook Station

And

AREVA  
Nuclear & Radiation Engineering  
Marlborough, Massachusetts 01752

Prepared By: Mark Strum Date: 4-18-13  
Mark Strum - AREVA

Reviewed By: Peter Harvey Date: 4-18-13  
Peter Harvey, NextEra Energy Seabrook, LLC

Approved By: David Robinson Date: 04-18-2013  
David Robinson, NextEra Energy Seabrook, LLC

SEABROOK STATION  
ANNUAL RADIOLOGICAL ENVIRONMENTAL OPERATING REPORT

For the Period  
January - December 2012

April 2013

Docket No. 50-443

Prepared By:

NextEra Energy Seabrook, LLC  
Chemistry Department

Seabrook Station

And

AREVA NP  
Nuclear & Radiation Engineering  
Marlborough, Massachusetts 01752

## TABLE OF CONTENTS

EXECUTIVE SUMMARY .....	IV
LIST OF TABLES .....	VII
LIST OF FIGURES .....	VIII
1.0 INTRODUCTION .....	1
2.0 PLANT OPERATIONS ENVIRONMENTAL MONITORING PROGRAM .....	2
3.0 SUMMARY OF PLANT OPERATIONS RADIOLOGICAL ENVIRONMENTAL MONITORING DATA .....	13
3.1 AIR PARTICULATE .....	14
3.2 CHARCOAL FILTERS .....	23
3.3 MILK .....	26
3.4 SURFACE WATER .....	32
3.5 GROUND WATER .....	36
3.6 SEDIMENT .....	42
3.7 FISH .....	46
3.8 LOBSTERS .....	50
3.9 SHELLFISH .....	54
3.10 IRISH MOSS .....	61
3.11 FOOD CROP .....	65
3.12 VEGETATION .....	68
3.13 DIRECT RADIATION .....	72
4.0 DRY FUEL STORAGE REMP & DATA SUMMARY .....	94
4.1 DIRECT RADIATION FROM DFS .....	94
5.0 PROGRAM DEVIATIONS AND REPORTING .....	104
5.1 SAMPLING PROGRAM DEVIATIONS .....	104
5.2 COMPARISON OF ACHIEVED LLDs WITH REQUIREMENTS .....	106
5.3 COMPARISON OF RESULTS AGAINST REPORTING LEVELS .....	107
6.0 QUALITY ASSURANCE PROGRAM .....	110
6.1 GEL LABORATORIES QA .....	110
6.2 Environmental TLD QA .....	127
7.0 LAND USE CENSUS .....	129
ATTACHMENT 1: SAMPLE ANALYSIS DATA LIST FOR 2012 .....	131

## Executive Summary

Both the plant operations and Dry Fuel Storage Radiological Environmental Monitoring Programs (REMP) for Seabrook Station operated successfully for the period of January through December 2012. This report describes the REMP and its implementation as required by Technical Specifications and as defined in the Offsite Dose Calculation Manual (ODCM). It also contains analytical results, data evaluation, dose assessment (as needed), and data trends for each environmental sample medium. Also included are the results of the Land Use Census, historical data, and the environmental laboratory performance in the Quality Assurance Intercomparison Program required by the ODCM.

Radioactivity levels in the vicinity of Seabrook Station from January 1 through December 31, 2012 in air, water, sediment, milk, fish, food crops, and vegetation, as well as direct radiation measurements have been analyzed, evaluated, and summarized. The results of the REMP are intended to supplement the results of the radiological effluent monitoring by verifying that the measurable concentration of radioactive materials and levels of radiation are not higher than expected on the basis of the effluent measurement and modeling of the environmental exposure pathways.

Radiation and radioactivity in the environment is monitored within a 10-mile radius of the site. Two types of samples are taken. The first type, control samples, is collected from areas that are beyond measurable influence of Seabrook Station. These samples are used as reference data. Normal background radiation levels, or radiation present due to causes other than Seabrook Station, can thus be compared to the environment surrounding the nuclear power station. Indicator samples are the second sample type obtained. These samples show how much measureable radiation or radioactivity (if any) is contributed to the environment by the site. Indicator samples are taken from areas close to the station where any plant contribution will be at the highest concentration. The ODCM minimum required plant operations REMP included the collection for 2012 of at least 520 samples, with a total of 2268 individual measurement analyses. In 2012, the total number of collected samples (both required and non-required) equaled 858 taken from 100 locations around Seabrook Station. These were collected from aquatic, atmospheric, and terrestrial environments. An estimated 5417 individual measurement analyses were performed on these samples. The plant operations radiological environmental monitoring program is outlined in Table 2.0-1. Radiation environmental monitoring associated with Dry Fuel Storage (DFS) in 2012 included an additional 24 TLD direct radiation measurements beyond those listed as being part of the REMP. The DFS environmental monitoring program is shown on Table 4.0-1.

Prior to station operation, samples were collected and analyzed to determine the amount of radioactivity present in the area. The resulting values are used as a "pre-operational baseline." Current analysis results from the indicator samples are compared to both current control sample values and the pre-operational baseline to determine if changes in radioactivity levels are attributable to station operations.

A report is required to be submitted to the Nuclear Regulatory Commission when the level of radioactivity as a result of plant operations in an environmental sampling medium at a specified location exceeds the reporting level limits specified in the ODCM when averaged over any calendar quarter. Also, when more than one of the radionuclides is detected in the sampling medium, this report shall be submitted if:

$$\frac{\text{Concentration (1)}}{\text{Limit Level (1)}} + \frac{\text{Concentration (2)}}{\text{Limit Level (2)}} + \dots \geq 1.0$$

Based on the analytical results of environmental samples during 2012, Seabrook Station reporting levels were not exceeded.

All off-site radioactivity detected was attributable to either naturally occurring radionuclides, previous nuclear weapons tests, the Fukushima Daiichi nuclear accident in Japan on March 11, 2011, or other man-made sources.

In 2012, the maximum whole body dose to the hypothetically exposed individual due to Seabrook Station effluents and operations was estimated to be 0.043 mrem. This whole body dose is the sum of all the exposure pathways for liquid and gaseous effluents, plus the direct whole body dose from station sources. This total represents approximately 0.172% of the whole body dose limits for a member of the public as set forth in 40CFR190.

The average effective dose per individual in the U.S. population from ubiquitous or background radiation sources is about 3.11 mSv/yr. (311 mrem/yr.), with another 3.00 mSv/yr. (300 mrem/yr.) resulting from medical procedures and imaging (NCRP Report No. 160, "Ionizing Radiation Exposure of the Population of the United States" (2009)). The estimate for natural background includes radon gas which has always been present but has not always been included in previous estimates. In some regions of the country, the amount of natural radiation is significantly higher. Residents of Colorado, for example, receive an additional 60 mrem/yr. due to the increase in cosmic and terrestrial radiation levels. In fact, for every 100 feet above sea level, a person will receive an additional 1 mrem/yr. from cosmic radiation. In several regions of the world, naturally high concentrations of uranium and radium deposits result in doses of several thousand mrem/yr. to their residents (CRC Handbook, "Radioecology: Nuclear Energy and the Environment", F. Ward Whicker and Vincent Schultz, Volume I, 1982).

Analytical results are divided into four categories based on exposure pathways: Airborne, direct radiation, ingestion, and waterborne. Each of these pathways is described below:

- The airborne exposure pathway includes airborne iodine and airborne particulate. The 2012 results were similar to previous years, excluding the Fukushima Daiichi event in 2011. There was no notable increase in natural products and no detectable fission products or other plant-related radionuclides in the airborne particulate media during the year.
- The direct exposure pathway measures environmental radiation exposures by use of thermoluminescent dosimeters (TLDs). TLD results have indicated a trend that compares with previous years which reflect the natural variability of background radiation from one location to another. The exposure rate response at some individual monitoring stations has exhibited step changes at some point in the past that appear to be related to changes in local conditions in the area of the dosimeter measurement. These step observations have been noted at various locations (both control and indicator stations) with no correlation with distance from Seabrook Station, leading to the conclusion that the changes in local TLD responses are not related to Seabrook operations. As a result, no significant radiation contribution from Seabrook Station sources was identified via TLD environmental measurements off-site during the course of 2012 from either plant operations or from the spent fuel in the Dry Fuel Storage Facility.
- The ingestion exposure pathway includes milk, fish, food products and leafy vegetation samples. The gamma spectroscopy analyses indicated the most prominent positive results were for potassium-40 (K-40) at average environmental levels. Other naturally occurring radionuclides were also periodically detected. However, past world-wide nuclear events such as atmospheric testing of nuclear weapons and the Fukushima Daiichi nuclear accident did result in detectable fallout of fission related radioactivity (Cs-137) in leafy vegetation (including at a Control Station) and milk. Neither fish nor terrestrial food products (strawberries and tomatoes) had any detectable fission product related radioactivity. No radionuclides related to plant effluents were detected in any of these sample media during 2012. For the one fission product (Cs-137) detected in vegetation and milk, plant effluent records indicate that no Cs-137 was released in gaseous or liquid effluents to the environment in 2012.
- The waterborne exposure pathway includes surface (ocean) water, drinking water supply, shallow well water, sea algae (Irish Moss) and sediment. Water samples were analyzed for tritium, gross-beta and gamma-emitting radionuclides. Irish Moss was analyzed for gamma-emitting radionuclides. Tritium was not identified in the water samples analyzed. For groundwater, the gross beta activity detected at all locations is similar to what was detected in the pre-operational program and is consistent with results from previous years of commercial operations. Gamma analysis of samples indicated no plant-related gamma-emitting radionuclides above detection limits. There was, however, one instance where Iodine -131 was detected in a control area sea algae sample (approximately 28.7 km from the Station). An evaluation of the sample concluded that the low level of I-131 was not related to Seabrook due to the distance (water borne dilution), short half-life of the radionuclide, and lack of any indication that Seabrook had released any detectable I-131 in liquid releases during the year prior to the date of the observed positive I-131 in algae. Similar observations in past years (2006, 2008 and 2009) concluded that the source was from medical waste discharged into Ipswich Bay.



The results of the 2012 REMP continue to clearly demonstrate that there is no significant short term or chronic long-term radiological impact on the environment in the vicinity of Seabrook Station from plant operations and that there is no detectable impact to members of the public associated with the DFS facility. The REMP monitoring did detect local area fallout related to past global nuclear events, such as atmospheric weapons testing and the Japanese nuclear accident in March 2011, thereby demonstrating the sensitivity and capability of the REMP to detect low level radiological changes in the environment and the likely source. The REMP confirmed that plant effluents in 2012 did not contribute measurable radiation exposure to the general public. This finding is consistent with previous years' monitoring conclusions. As a result, no increasing or changing trends in plant related radiological impacts on the environment are found.

## LIST OF TABLES

<u>Number</u>	<u>Title</u>	<u>Page</u>
2.0-1	Plant Operations Radiological Environmental Monitoring Program .....	3
2.0-2	Plant Operations Radiological Environmental Monitoring Locations .....	4
3.1-1	REMP Summary (Medium: Air Particulates).....	21
3.2-1	REMP Summary (Medium: Charcoal Cartridge) .....	24
3.3-1	REMP Summary (Medium: Milk) .....	30
3.4-1	REMP Summary (Medium: Sea Water) .....	33
3.5-1	REMP Summary (Medium: Ground Water) .....	39
3.6-1	REMP Summary (Medium: Sediment) .....	43
3.7-1	REMP Summary (Medium: Fish) .....	47
3.8-1	REMP Summary (Medium: American Lobster) .....	51
3.9-1	REMP Summary (Medium: Mussel Body) .....	55
3.9-2	REMP Summary (Medium: Mussel Shell) .....	58
3.10-1	REMP Summary (Medium: Irish Moss) .....	62
3.11-1	REMP Summary (Medium: Food Crops) .....	66
3.12-1	REMP Summary (Medium: Vegetation) .....	69
3.13-1	Environmental TLD Measurements .....	73
3.13-2	Pre-Operational Environmental TLD Measurements .....	75
4.0-1	Dry Fuel Storage (DFS) TLD Monitoring Locations.....	96
4.1-1	DFS Environmental TLD Measurements (2012).....	97
5.2-1	Detection Capabilities for Environmental Sample Analysis..	108
5.3-1	Reporting Levels for Radioactivity Concentrations in Environmental Samples .....	109
6.1-1	2012 Radiological Intra-Laboratory Data Summary: Bias and Precision by Matrix.....	114
6.1-2	2012 Eckert & Ziegler Analytics Performance Evaluation Results Summary. ....	121
6.1-3	2012 REMP Intra-Laboratory Data Summary: Bias & Precision by Matrix .....	124
6.2-1	Percentage of Individual Dosimeters That Passed EDC Internal Criteria .....	126
6.2-2	Mean Dosimeter Analyses (N=6) .....	127
6.2-3	Summary of Independent Dosimeter Blind Spike Testing .....	127
6.2-4	Summary of Independent Blind Duplicate Dosimeter Testing .....	128
7.0-1	2012 Land Use Census Results .....	130

## LIST OF FIGURES

<u>Number</u>	<u>Title</u>	<u>Page</u>
Figure 2.1	Radiological Environmental Monitoring Locations within 4 Km of Seabrook Station.....	7
Figure 2.2	Radiological Environmental Monitoring Locations Between 4 & 12 Km of Seabrook Station.....	8
Figure 2.3	Radiological Environmental Monitoring Locations Outside 12 Km of Seabrook Station.....	9
Figure 2.4	Direct Radiation Monitoring Locations Within 4 Km of Seabrook Station.....	10
Figure 2.5	Direct Radiation Monitoring Locations Between 4 & 12 Km of Seabrook Station.....	11
Figure 2.6	Direction Radiation Monitoring Locations Outside 12 Km of Seabrook Station.....	12
Figure 3.1	Gross-Beta Measurements of Air Particulate Filters.....	16
Figure 3.1.1	Gross-Beta Measurements of Air Particulate Filters Quarterly Averages.....	17
Figure 3.1.2	Gross-Beta Measurements of Air Particulate Filters Quarterly Averages.....	18
Figure 3.1.3	Gross-Beta Measurements of Air Particulate Filters Quarterly Averages.....	19
Figure 3.1.4	Gross-Beta on Air Particulate Filters Quarterly Averages.....	20
Figure 3.2	I-131 Measurements of Air Charcoal Cartridges .....	25
Figure 3.3	Cesium-137 in Milk.....	27
Figure 3.3.1	Cesium-137 in Milk Annual Average Concentrations.....	28
Figure 3.3.2	Cesium-137 in Milk Annual Average Concentrations.....	29
Figure 3.5	Gross-Beta Measurements of Ground Water.....	37
Figure 3.5.1	Gross-Beta Measurements of Ground Water Semi-Annual Averages.....	38
Figure 3.6	Environmental Radiation Measurements (Using TLDs).....	76
Figure 3.6.1	Environmental Radiation Measurements (Using TLDs).....	77
Figure 3.7	Environmental Radiation Measurements (Using TLDs).....	78
Figure 3.7.1	Environmental Radiation Measurements (Using TLDs).....	79
Figure 3.8	Environmental Radiation Measurements (Using TLDs).....	80
Figure 3.8.1	Environmental Radiation Measurements (Using TLDs).....	81
Figure 3.9	Environmental Radiation Measurements (Using TLDs).....	80
Figure 3.9.1	Environmental Radiation Measurements (Using TLDs).....	83
Figure 3.10	Environmental Radiation Measurements (Using TLDs).....	84
Figure 3.10.1	Environmental Radiation Measurements (Using TLDs).....	85

## LIST OF FIGURES (Continued)

Figure 3.11	Environmental Radiation Measurements (Using TLDs).....	86
Figure 3.11.1	Environmental Radiation Measurements (Using TLDs).....	87
Figure 3.12	Environmental Radiation Measurements (Using TLDs).....	88
Figure 3.12.1	Environmental Radiation Measurements (Using TLDs).....	89
Figure 3.13	Environmental Radiation Measurements (Using TLDs).....	90
Figure 3.13.1	Environmental Radiation Measurements (Using TLDs).....	91
Figure 3.14	Environmental Radiation Measurements (Using TLDs).....	92
Figure 3.14.1	Environmental Radiation Measurements (Using TLDs).....	93
Figure 4.0.1	Dry Fuel Storage TLD Environmental Monitoring Locations .....	95
Figure 4.1	DFS Control Radiation Measurements (Using TLDs).....	98
Figure 4.2	DFS Environmental Radiation Measurements (Using TLDs).....	99
Figure 4.3	DFS Environmental Radiation Measurements (Using TLDs).....	100
Figure 4.4	DFS Environmental Radiation Measurements (Using TLDs).....	101
Figure 4.5	DFS Environmental Radiation Measurements (Using TLDs).....	102
Figure 4.6	DFS Environmental Radiation Measurements (Using TLDs).....	103

# ANNUAL RADIOLOGICAL ENVIRONMENTAL OPERATING REPORT

## 1.0 Introduction

NextEra Energy Seabrook, LLC's Radiological Environmental Monitoring Program (REMP) consists of two interconnected sample collection and measurement schedules that look for environmental influences from: (1) plant operations which release to the environment radioactive materials in liquid and gaseous effluents, and direct radiation from plant facilities inside the power block Protected Area, and (2) direct radiation from used fuel placed in the Dry Fuel Storage (DFS) facility located in the West Southwest sector approximately 0.38 miles from the Containment Building. Several monitoring locations provide data that are shared or used in the assessment of both plant and DFS operations.

The plant operations REMP at Seabrook Station has been designed and carried out to achieve the following specific objectives:

- To provide an indication of the appearance or accumulation of any radioactive material in the environment caused by the operation of the nuclear power station.
- To provide assurance to regulatory agencies and the public that the station's environmental impact is known and within anticipated limits.
- To verify the adequacy and proper functioning of station effluent controls and monitoring systems.
- To provide standby monitoring capability for rapid assessment of risk to the general public in the event of unanticipated or accidental releases of radioactive material.

In July 2008, the plant operations REMP was supplemented with the DFS environmental monitoring for direct radiation when used nuclear fuel assemblies were for the first time transferred to the on-site DFS facility located WSW of the power block.

NextEra Energy Seabrook, LLC staff collected the terrestrial samples. Normandeau Associates, Inc. collected the marine and sediment samples. After initial sample preparation for shipment, the samples were sent to GEL Laboratories, Inc. of Charleston, SC for analysis. The Environmental Dosimetry Company located in Sterling, MA processed the environmental TLDs for the entire year.

This report is a summary of the findings of the REMP for 2012. It is being provided in compliance with Part A of Seabrook Station's ODCM and Technical Specification 6.8.1.3.

## 2.0 Plant Operations Environmental Monitoring Program

Table 2.0-1 outlines the plant operations monitoring program as specified in the Seabrook Station ODCM, Part B, Section 4. Table 2.0-2 lists the operational sampling stations and their specific locations (distances are measured from the center of the Unit 1 Containment Building). The sampling locations are shown on maps in Figures 2.1 through 2.6. The sampling and analysis program as described above fulfills the minimum requirements for environmental sample collection and analysis as contained in ODCM Table A.9.1-1, and includes additional sampling of various pathways and locations beyond the minimum requirements.

Below are listed the two-letter media codes and what they represent:

AP	Air Particulate
CF	Charcoal Filter
TM	Milk
WG	Ground Water
WS	Surface (Sea) Water
SE	Sediment
FH	Fish
HA	Lobsters
MU	Mussels (Shellfish – edible portion only)
MS	Mussels (Shellfish – shell portion only)
TL	Direct Radiation (TLD)
AL	Irish Moss (algae)
TF	Food Crop
TG	Vegetation (broad-leaf)



Table 2.0-1

Plant Operations Radiological Environmental Monitoring Program

<u>Media</u>	<u>Sampling Frequency</u>	<u>Required Analyses</u>
Air Particulate (AP)	-Bi-Weekly -Quarterly Composite	Gross Beta Gamma spectroscopy
Charcoal Filter (CF)	-Bi-Weekly	I-131
Milk (TM)*	-Monthly (Semimonthly when animals are on pasture)	Gamma spectroscopy I-131
Surface (Sea) Water (WS)	-Monthly -Quarterly Composite	Gamma spectroscopy H-3 (composite)
Sediment (SE)	-Semiannually	Gamma spectroscopy
Fish & Invertebrates (FH, HA, MU)	-Quarterly or -Semiannually	Gamma spectroscopy
Direct Radiation (TL)	-Quarterly	Integrated gamma exposure
Irish Moss (AL)	-Semiannually	Gamma spectroscopy
Ground Water (WG)	-Quarterly	Gamma spectroscopy Gross Beta H-3
Food Crops (TF)	-Monthly/Growing Season	Gamma spectroscopy
Vegetation (TG)	-Monthly/Growing Season	Gamma spectroscopy I-131

\* Note that broad leaf vegetation is substituted for milk due to insufficient number of required milk sampling locations in the site area.

Table 2.0-2

Plant Operations Radiological Environmental Monitoring Locations<sup>(a) (b)</sup>  
2012

Station Code (Media - Sta. No.)	Station Description	Zone	Distance From Plant (km)	Direction From Plant
AP/CF-01+	PSNH Barge Landing Area	1	2.6	ESE
AP/CF-02+	Hampton Marina (Harbor Rd)	1	2.5	E
AP/CF-03+	Southwest Boundary (Rock Pile)	1	1.0	SW
AP/CF-04+	West Boundary (Plate Yard)	1	1.2	W
AP/CF-05	Winnacunnet High School	1	4.0	NNE
AP/CF-07+	PSNH Substation	1	5.7	NNW
AP/CF-08	E&H Substation	1	3.4	SSE
AP/CF-09+	Georgetown Electric Light Co.	2	21.4	SSW
TM-15	Hampton Falls, NH	1	6.9	NW
TM-24	North Hampton, NH	1	8.1	NNE
WG-01	Seabrook Town Wells	1	5.6	W
WG-13	Seabrook Station Well No.13	1	1.0	N
WG-14	Brimmer's Lane	1	1.3	NNW
WS-01+	Hampton-Discharge Area	1	5.3	E
WS-51+	Ipswich Bay	2	26.2	SSE
WS-02	Seabrook Marsh	1	0.18	SSE
SE-02	Hampton-Discharge Area	1	5.3	E
SE-07	Hampton Beach	1	3.1	E
SE-08+	Seabrook Beach	1	3.2	ESE
SE-52	Ipswich Bay	2	26.2	SSE
SE-57	Plum Island Beach	2	22.4	SSE
FH-03+	Hampton-Discharge Area	1	4.5	ESE
FH-53+	Ipswich Bay	2	23.3	SSE
FH-19	Hampton-Discharge Area	1	5.2	E
HA-04+	Hampton-Discharge Area	1	5.5	E
HA-54+	Ipswich Bay	2	27.9	SSE
MU-06+	Hampton-Discharge Area	1	5.2	E
MU-09	Hampton Harbor	1	2.6	E
MU-56+	Ipswich Bay	2	28.6	SSE
MU-59	Plum Island	2	22.0	SSE
MS-06	Hampton-Discharge Area	1	5.2	E
MS-56	Ipswich Bay	2	28.6	SSE
AL-05	Hampton-Discharge Area	1	5.2	E
AL-55	Ipswich Bay	2	28.7	SSE
TF-02	Hampton Falls, NH	1	5.0	WNW
TF-03	Salisbury, MA	1	5.1	SW
TF-06	Ipswich, MA	2	26.0	S

Table 2.0-2 (Cont'd)

Plant Operations Radiological Environmental Monitoring Locations<sup>(a) (b)</sup>  
2012

Station Code (Media - Sta. No.)	Station Description	Zone	Distance From Plant (km)	Direction From Plant
TG-08+	North Access Rd, Site Boundary	1	1.05	W
TG-09+	General Office Bld. Site Boundary	1	0.97	SW
TG-10+	Georgetown Electric Light Co.	2	21.4	SSW
TL-01+	Brimmer's Lane, Hampton Falls	1	0.97	N
TL-02+	Landing Road, Hampton	1	3.0	NNE
TL-03+	Glade Path, Hampton Beach	1	2.9	NE
TL-04+	Island Path, Hampton Beach	1	2.3	ENE
TL-05+	Harbor Road, Hampton Beach	1	2.5	E
TL-06+	PSNH Barge Landing Area	1	2.7	ESE
TL-07+	Cross Road, Seabrook Beach	1	2.6	SE
TL-08+	Farm Lane, Seabrook	1	1.3	SSE
TL-09+	Farm Lane, Seabrook	1	1.3	S
TL-10+	Site Boundary Fence	1	1.1	SSW
TL-11+	Site Boundary Fence	1	1.0	SW
TL-12+	Site Boundary Fence	1	1.2	WSW
TL-13+	Inside Site Boundary	1	1.2	W
TL-14+	Trailer Park, Seabrook	1	1.3	WNW
TL-15+	Brimmer's Lane, Hampton Falls	1	1.4	NW
TL-16+	Brimmer's Lane Hampton Falls	1	1.2	NNW
TL-17+	South Road, North Hampton	0	7.8	N
TL-18+	Mill Road, North Hampton	0	7.6	NNE
TL-19+	Appledore Avenue, North Hampton	0	7.7	NE
TL-20+	Ashworth Avenue, Hampton Beach	0	3.2	ENE
TL-21+	Route 1A, Seabrook Beach	0	3.7	SE
TL-22+	Cable Avenue, Salisbury Beach	0	7.6	SSE
TL-23+	Ferry Road, Salisbury	0	8.1	S
TL-24+	Ferry Lots Lane, Salisbury	0	7.2	SSW
TL-25+	Elm Street, Amesbury	0	7.6	SW
TL-26+	Route 107A, Amesbury	0	8.1	WSW
TL-27+	Highland St. S. Hampton	0	7.5	W
TL-28+	Rte. 150, Kensington	0	7.5	WNW
TL-29+	Frying Pan Ln., Hampton Falls	0	7.2	NW
TL-30+	Route 27, Hampton	0	7.6	NNW

Table 2.0-2 (Cont'd)

Plant Operations Radiological Environmental Monitoring Locations<sup>(a) (b)</sup>  
2012

<u>Station Code</u> <u>(Media - Sta. No.)</u>	<u>Station</u> <u>Description</u>	<u>Zone</u>	<u>Distance</u> <u>From</u> <u>Plant</u> <u>(km)</u>	<u>Direction</u> <u>From</u> <u>Plant</u>
TL-31+	Alumni Drive, Hampton	S	3.8	NNE
TL-32+	Seabrook Elementary School	S	2.0	S
TL-33+	Dock Area, Newburyport	S	9.8	S
TL-34+	Bow Street, Exeter	S	12.0	NW
TL-35+	Lincoln Ackerman School	S	2.3	NNW
TL-36+	Route 97, Georgetown	2	22.6	SSW
TL-37+	Post Office Plaistow, NH	2	21.5	WSW
TL-38+	Emerson St. Hampstead, NH	2	27.7	W
TL-39+	Fremont, NH	2	27.0	WNW
TL-40+	Newmarket, NH	2	21.6	NNW
TL-41	Portsmouth, NH	2	21.0	NNE
TL-42	Ipswich, MA	2	22.8	SSE
TL-43	Rocks Road Landing	S	0.3	ENE
TL-44	Education (Science & Nature) Center	S	0.6	SW
TL-45	Hampton Fire Station	S	4.4	NE
TL-46	Seabrook Beach (near Police Station)	S	2.8	ESE
TL-47	Hampton Falls, NH	S	4.1	WNW

---

Zone indices are: 1 = Indicator Stations; 2 = Control Stations; 0 = Outer Ring TLD;  
 I = Inner Ring TLD; S = Special Interest TLD

+ = Sample Locations required by the Off-Site Dose Calculation Manual (ODCM)

(a) Dry Fuel Storage (DFS) locations are listed on Table 4.0-1.

(b) Table reflects those locations included in the 2012 sample collection program.

Figure 2.1 Radiological Environmental Monitoring Locations Within 4 Km of Seabrook Station

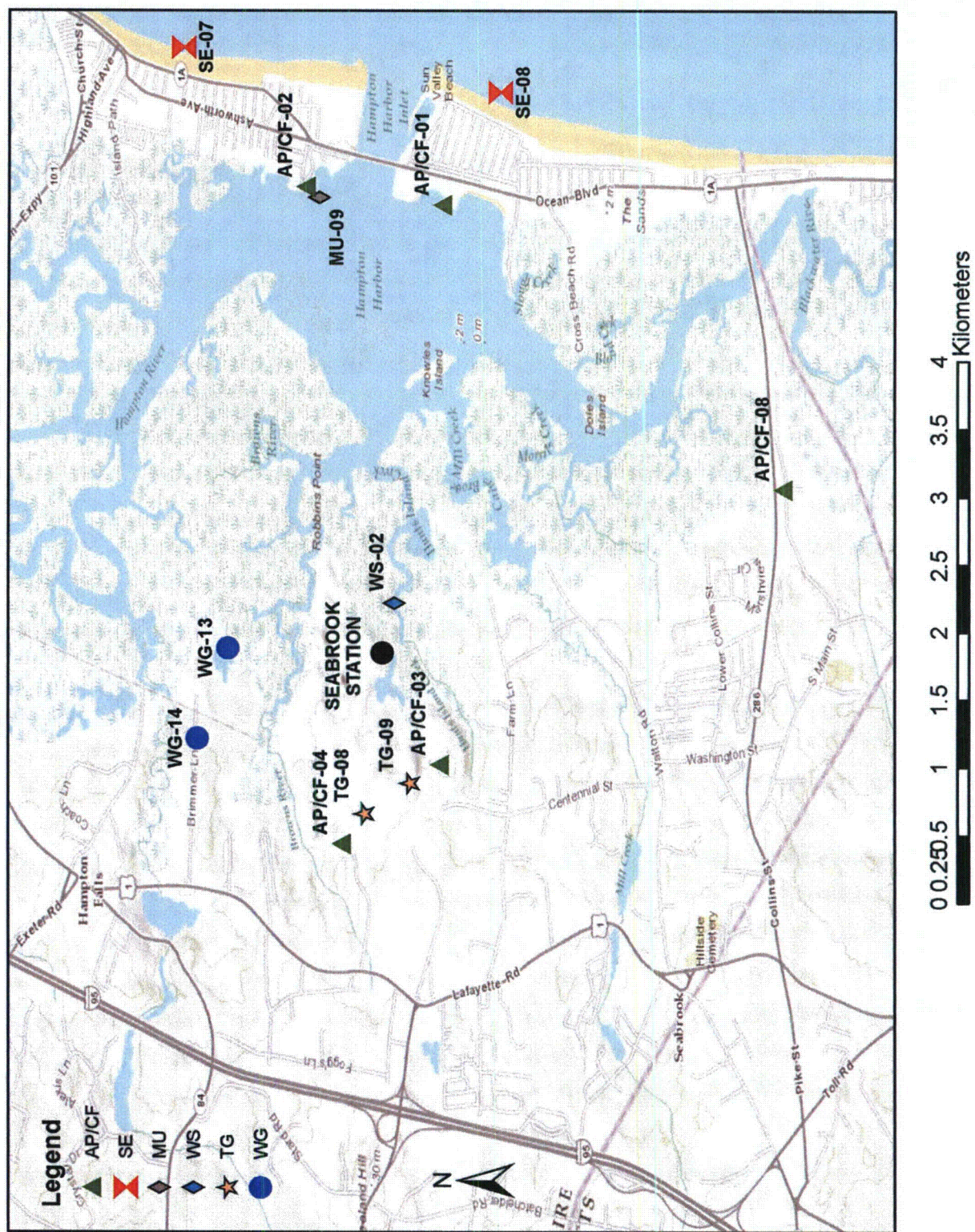
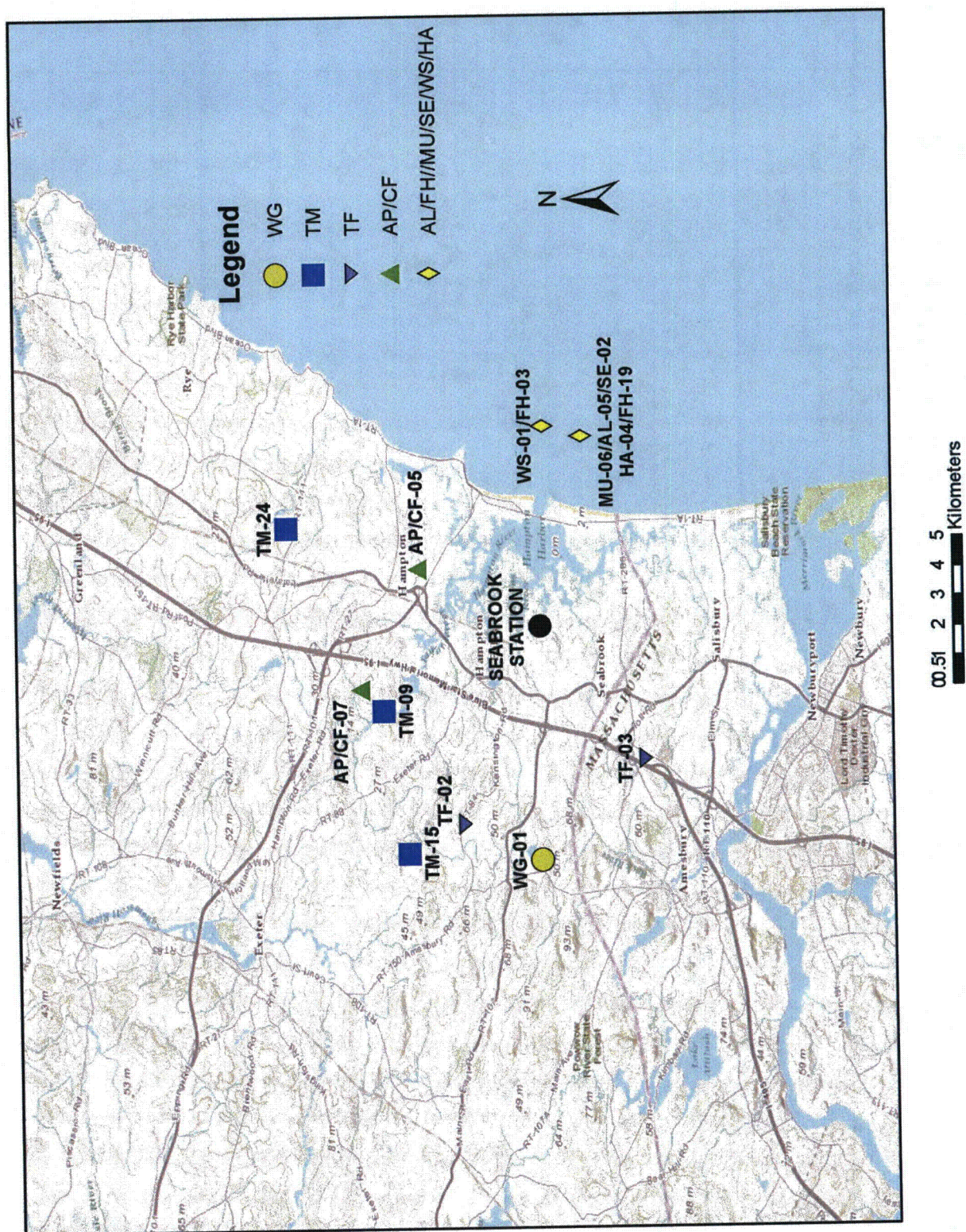




Figure 2.2 Radiological Environmental Monitoring Locations Between 4 & 12 Km of Seabrook Station





-9-

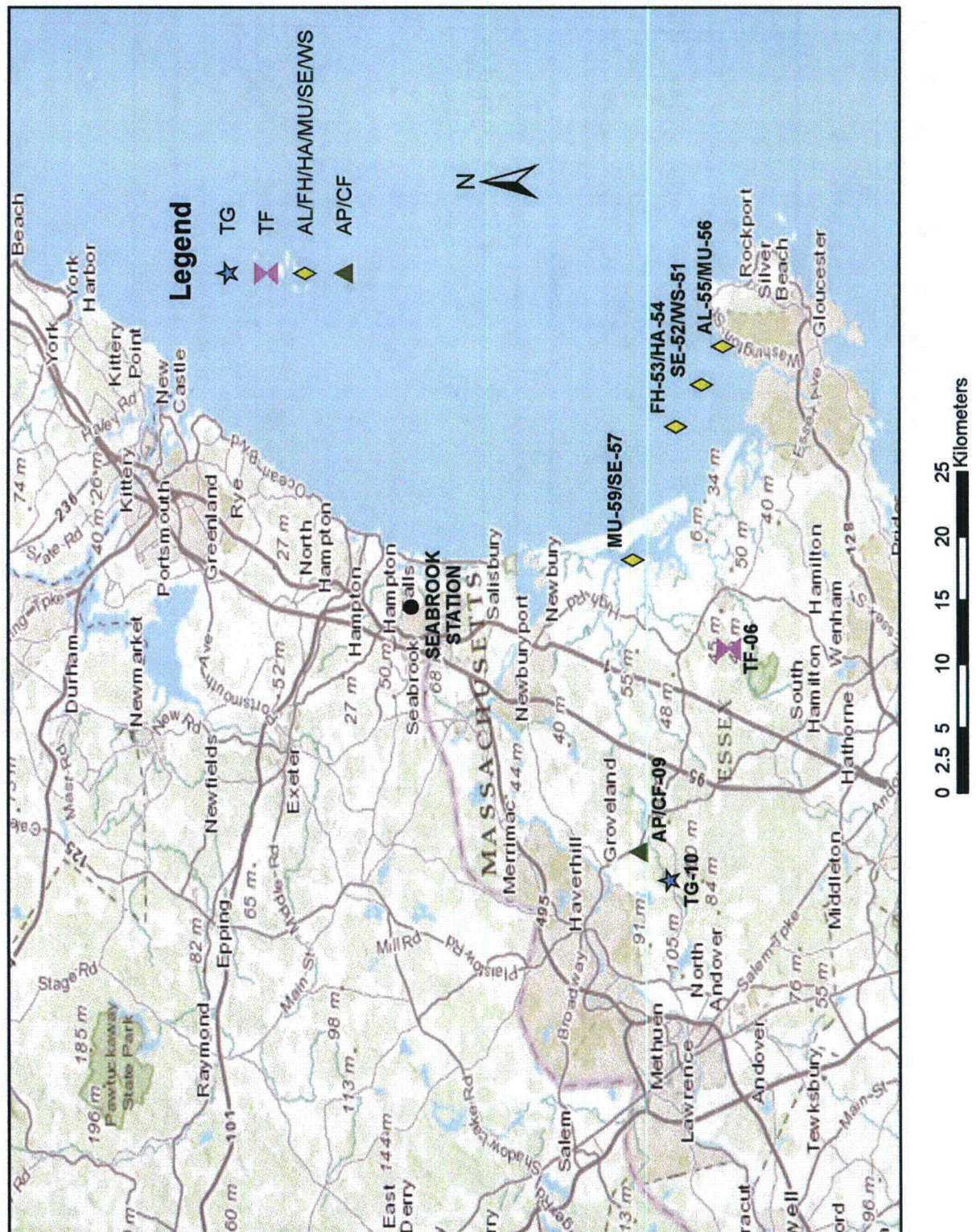




Figure 2.4 Direct Radiation Monitoring Locations Within 4 Km of Seabrook Station

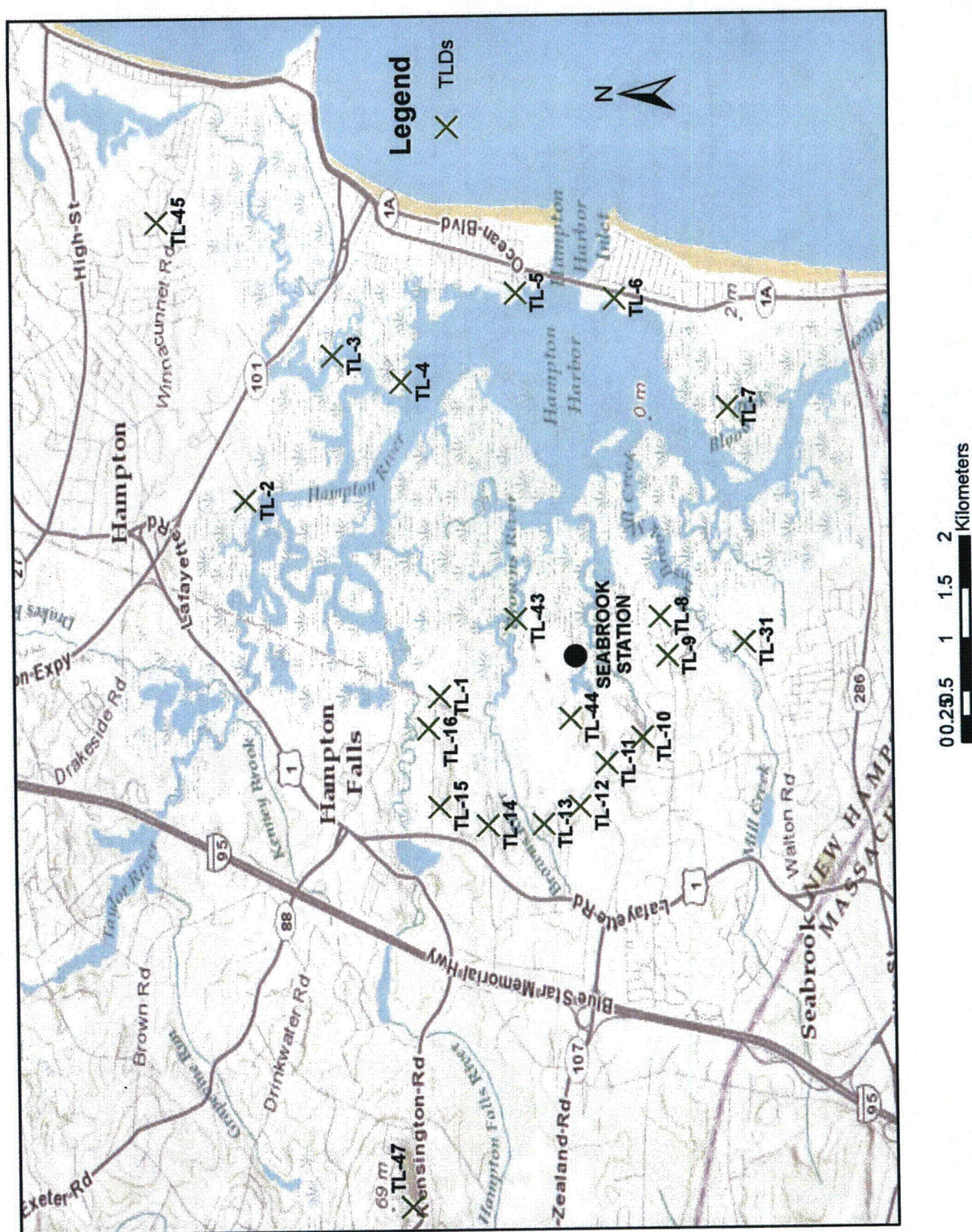




Figure 2.5 Direct Radiation Monitoring Locations Between 4 & 12 Km of Seabrook Station

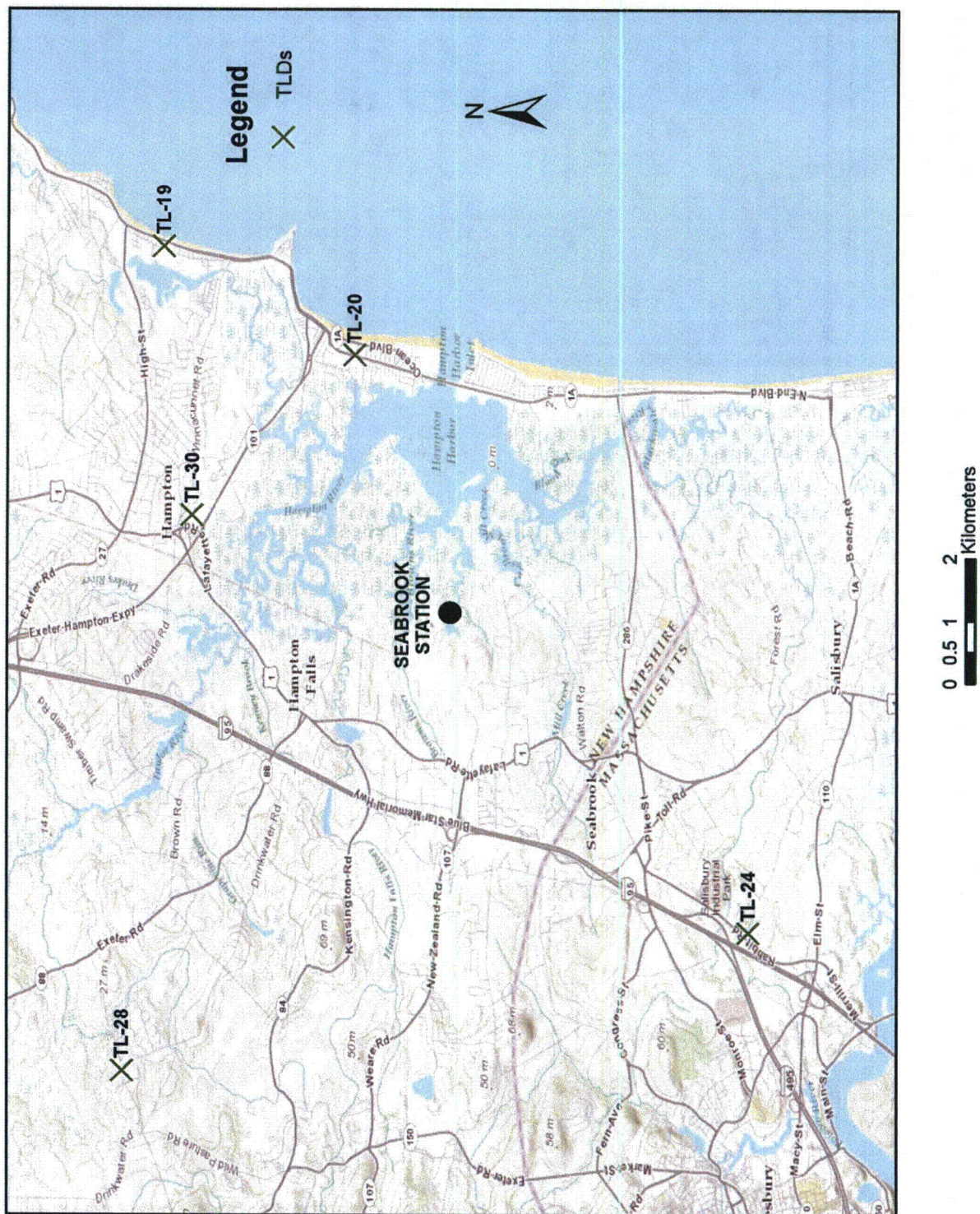
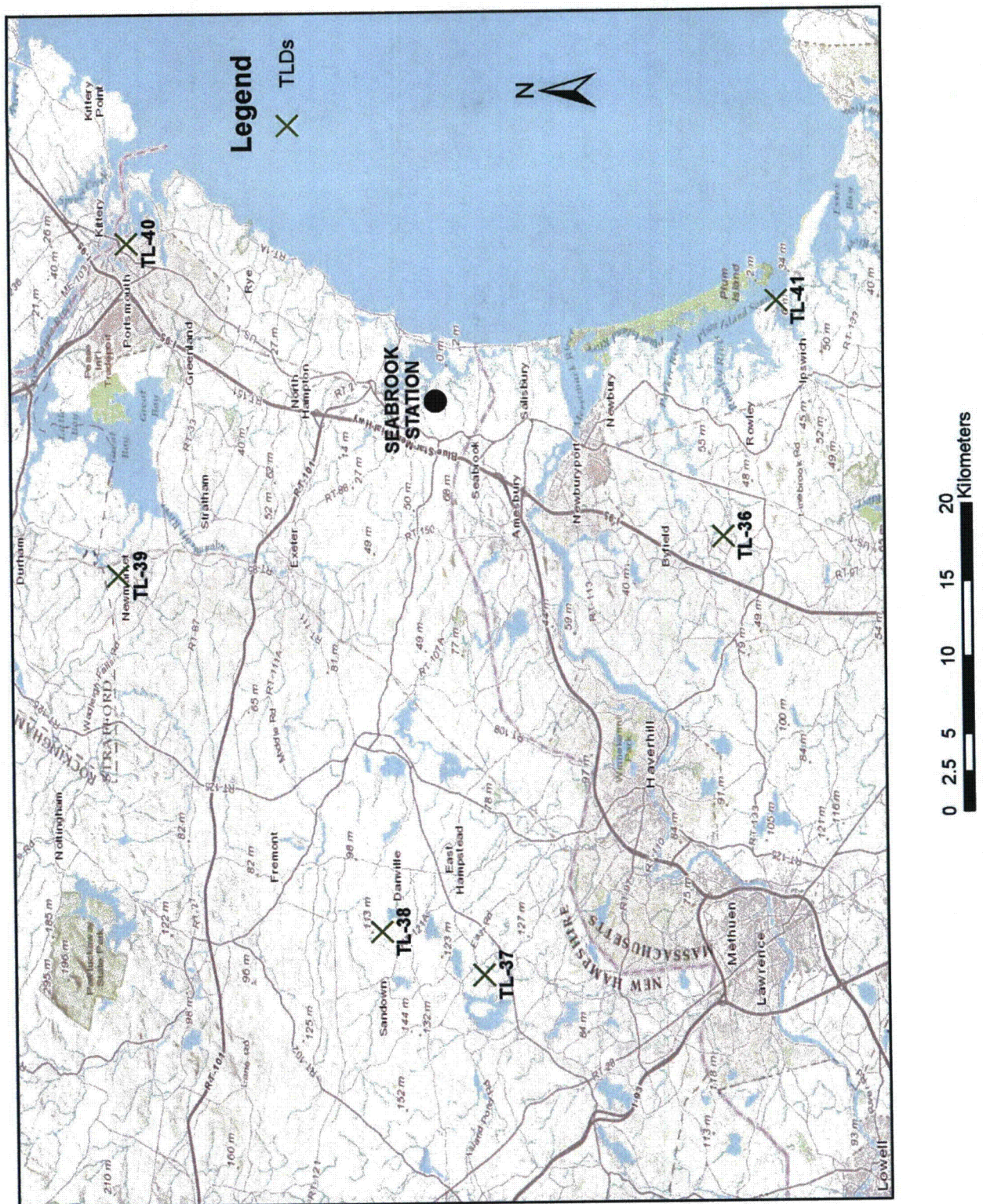




Figure 2.6 Direct Radiation Monitoring Locations Outside 12 Km of Seabrook Station



### 3.0 Summary of Plant Operations Radiological Environmental Monitoring Data

The following pages summarize the analytical results of the plant operations environmental samples collected in 2012. Each environmental media category is presented as a separate subsection. A table that summarizes the data follows a discussion of the sampling requirements and results for each media type. Listed at the top of each table are the units of measurement for each medium. The left-hand column contains the radionuclide which is being reported, total number of analyses of that radionuclide, and the number of measurements that exceed the required reporting level as documented in Table A.9.1-3 of the ODCM. The latter are classified as "non-routine" measurements. The next column lists the Lower Limit of Detection (LLD) for those radionuclides that have detection capability requirements specified in the ODCM.

Those sampling stations which are adjacent to the plant and which could conceivably be affected by the operation of Seabrook Station are called "Indicator" or "Zone 1" stations. Distant stations, which are beyond potential plant influences, are called "Control" or "Zone 2" stations.

A set of statistical parameters is calculated for each radionuclide. This set of statistical parameters includes separate analyses for (1) the indicator stations, (2) the station having the highest annual mean concentration for that radionuclide, and (3) control stations. For each of the three groups of data, these parameters are as follows:

- The mean value of all concentrations
- The range of values
- The number of positive measurements (a concentration which is greater than the MDC for the measurement) divided by the total number of measurements

Each radioactivity measurement datum in this report is based on a single measurement and is reported as a concentration plus or minus a one standard deviation uncertainty. The quoted uncertainty term represents only the random uncertainty associated with the radioactive decay process (counting statistics), and not the propagation of all possible uncertainties in the analytical procedure.

Attachment 1 contains the data for the samples collected in 2012. The results are organized as follows: (1) by sample type; (2) within each sample type the data are alphabetical by nuclide; and (3) within each radionuclide listing the data are chronologically arranged by end date (date of sample collection).

The radionuclide value concentrations have been corrected for radioactive decay. For composite samples, such as air particulates and airborne iodine, the GEL laboratory uses the mid-point of the collection period as the reference for decay correction until time of analysis.



### 3.1 Air Particulate

Air monitoring stations were established at a total of eight locations, six locations required by the ODCM and two additional sites included to supplement the program. Seven of the locations are indicators, while the remaining one is a control station located more than 21 km away from the plant.

Airborne particulates (AP) are collected by passing the air through a glass-fiber filter. In 2012, these filters were typically collected bi-weekly and held for a period (typically 100 hours or more) before being analyzed for gross-beta activity (indicated as BETA in Table 3.1-1) to allow for the decay of Radon and Thoron daughter products. Continuous automated and real-time remote monitoring of vital air sampling system parameters is performed with telemetry that detects power outages, pump failures, filter degradation, tubing failures and excessive filter loading. The telemetry communicates by cellular transmission to a web server that communicates to a shift technician's pager when set-point thresholds are reached, providing 24/7 alert notification. This capability provides for timely identification of problems and corrective actions that reduce the potential loss of air sampling. If periods of high dust loading during the collection period cause a higher than normal differential pressure drop across the collection filters, the collection period may be reduced to weekly cycles to reduce the dust loading. There were no recorded collection cycle reductions due to dust loading in 2012. For the year, 208 particulate filters were collected and analyzed for gross beta activity.

The 2012 gross beta activity analyses for the indicator locations were found to be statistically equivalent to that seen at the control station. The gross beta results are also similar to what was seen in the pre-operational program and for the last twenty years of commercial operation, with the exception of the Fukushima Daiichi related spike in 2011. All filter samples from all stations showed similar trends lines (see Figure 3.1) over the course of the year and from previous years (see Figures 3.1.1, 3.1.2, and 3.1.3). Figure 3.1.4 compares the quarterly average gross beta response of all indicator air sampling stations to the control location over the last 18 years, and shows no significant difference in the two data sets, other than the effects of the Fukushima Daiichi event. It is also noted that no plant-related radionuclides (by gamma spectroscopy) were identified in any of the quarterly filter composite samples. The overall fluctuations at all stations seen in the gross beta activity throughout the year can be attributed to changes in environmental conditions unrelated to plant operations. Natural environmental processes such as wind direction, precipitation, snow cover, and soil temperature and moisture affect concentrations of naturally occurring radionuclides in the atmosphere directly above land.

Gamma isotopic analyses of particulate filters are summarized on Table 3.1-1. The only radionuclide detected was naturally occurring Be-7 which indicated positive in all air particulate samples. Be-7 is of cosmogenic origin, and its presence is consistent with previous years in both the pre-operational and operational periods.

Near the end of 2010, analysis of environmental samples was changed from the AREVA Environmental Laboratory to GEL Laboratory after the AREVA lab discontinued operations. In comparing long term trends in gross beta activity, the results since 2011 appear to reflect a step increase at the time of the transition between labs. The reason for the step increase is related to the change in the gross beta counting equipment configurations and reference calibration standards used by the AREVA lab and GEL. Both labs use(d) gas proportional counting of the filter element. However, AREVA applied a Cs-137 calibration source while the GEL lab uses a Tc-99 calibration source. In the case of the AREVA data record, the Cs-137 detection efficiency (typically 34%) was applied to the "gross" counts to determine the apparent activity. This inherently presumes that the radioactivity in a field sample is all Cs-137. In the case of the GEL data record, the Tc-99 efficiency (20.6%), is applied to the same "gross" counts as if all the radioactivity in this case is Tc-99. The end result is two different gross beta radioactivity determinations for the same level of environmental activity. In application, this is not an adverse condition in that the gross beta counting is used as a qualitative indicator of changes in environmental conditions, not as a quantitative measure of the actual radioactivity. Since the comparison of the response curves for each monitoring station, including the control station, are similar over time, the curves indicate that there is no detectable influence from a single nearby point source such as Seabrook Station.

The air particulate sampling program demonstrated no off-site dose to the public or impact to the environment from this pathway as the result of plant operations. This is consistent with previous years and the pre-operational program. The REMP Summary Table 3.1-1 lists the range of analysis results by radionuclide for Indicator and Control Stations for the air particulate environmental media. Attachment 1



to this report lists the individual analysis results for each measurement of air particulates under the Sample Type code AP.

Air particulate sample collection and analysis deviations from the ODCM required program are described in Section 5.

FIGURE 3.1

GROSS-BETA MEASUREMENTS OF AIR PARTICULATE FILTERS  
SEABROOK STATION

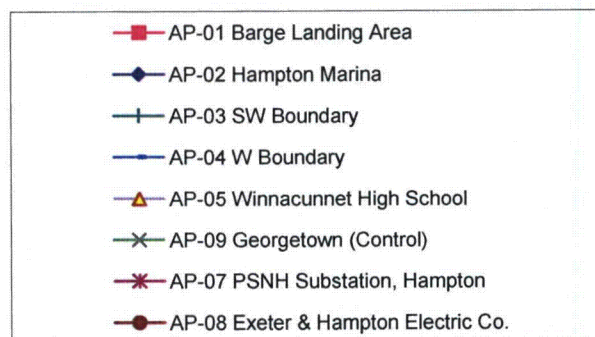
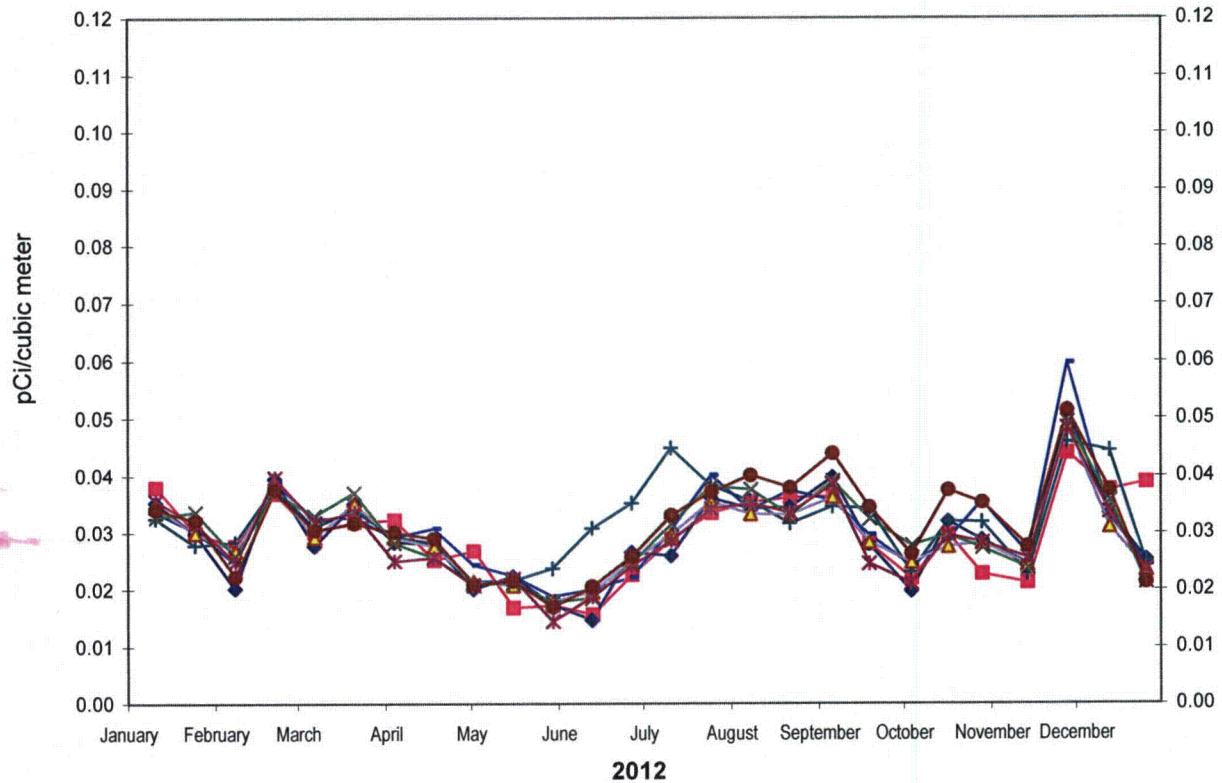


FIGURE 3.1.1

GROSS-BETA MEASUREMENTS OF AIR PARTICULATE FILTERS QUARTERLY AVERAGES  
SEABROOK STATION

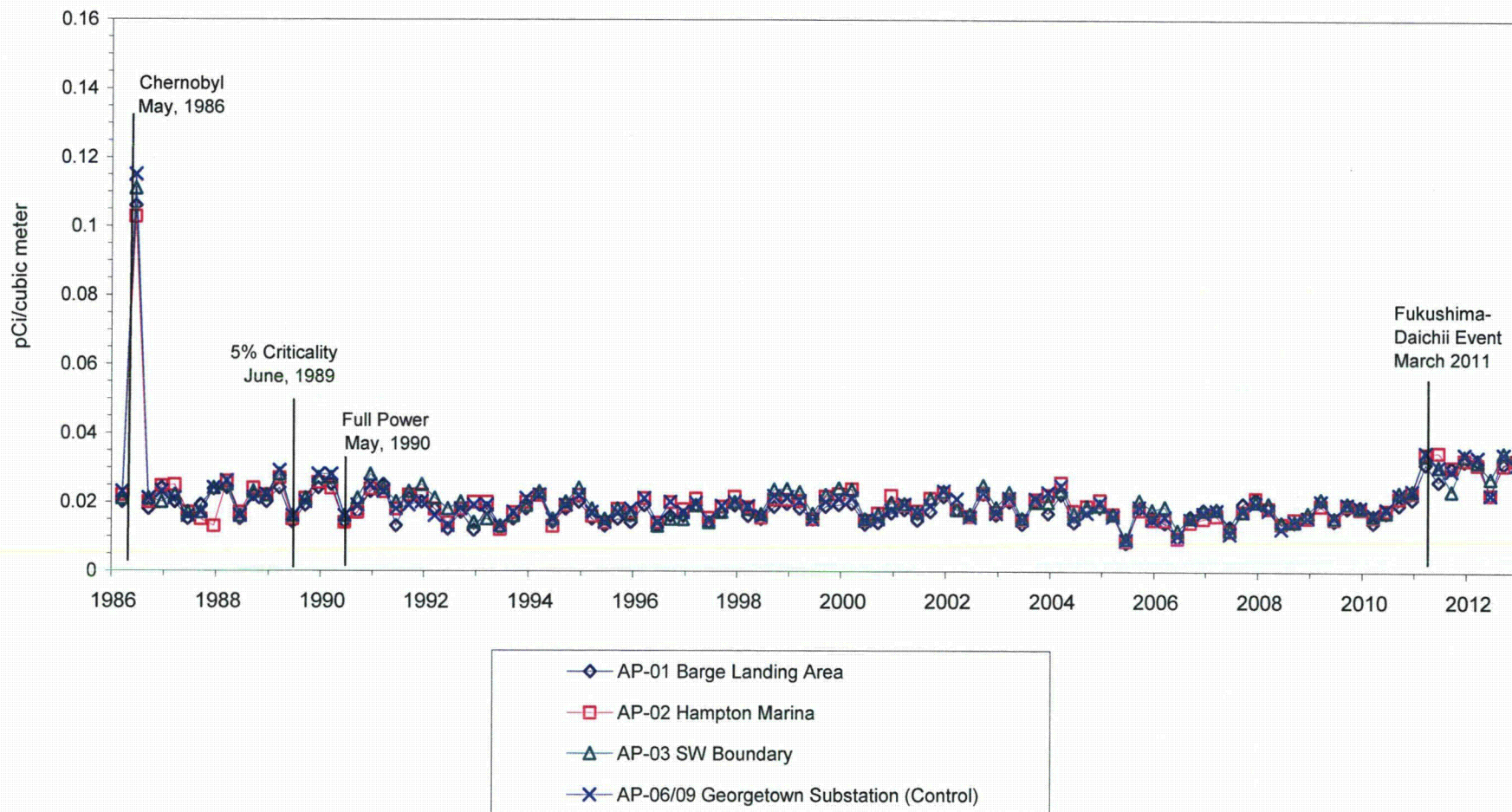


FIGURE 3.1.2

GROSS-BETA MEASUREMENTS OF AIR PARTICULATE FILTERS QUARTERLY AVERAGES  
SEABROOK STATION

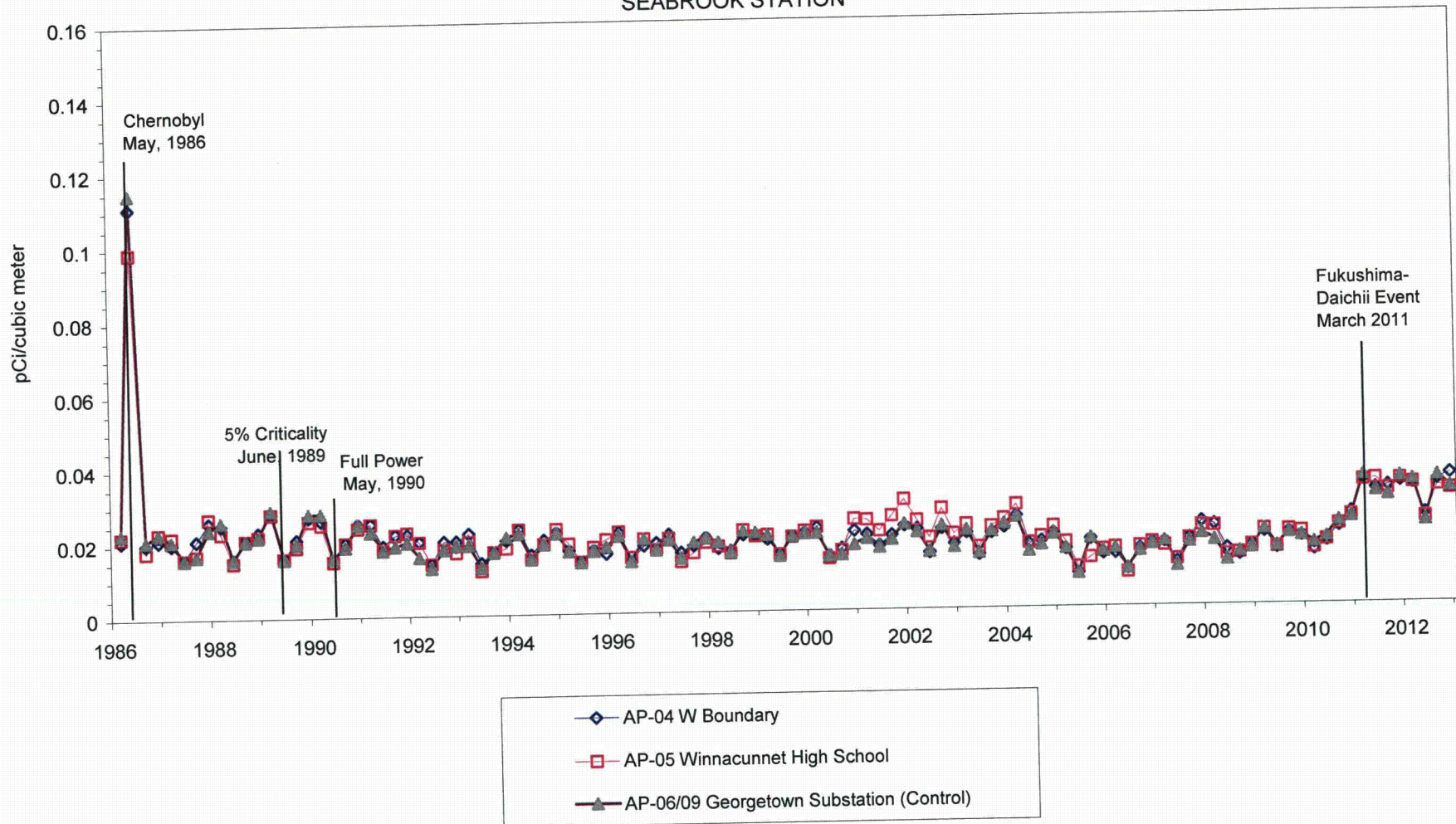


FIGURE 3.1.3

GROSS-BETA MEASUREMENTS OF AIR PARTICULATE FILTERS QUARTERLY AVERAGES  
SEABROOK STATION

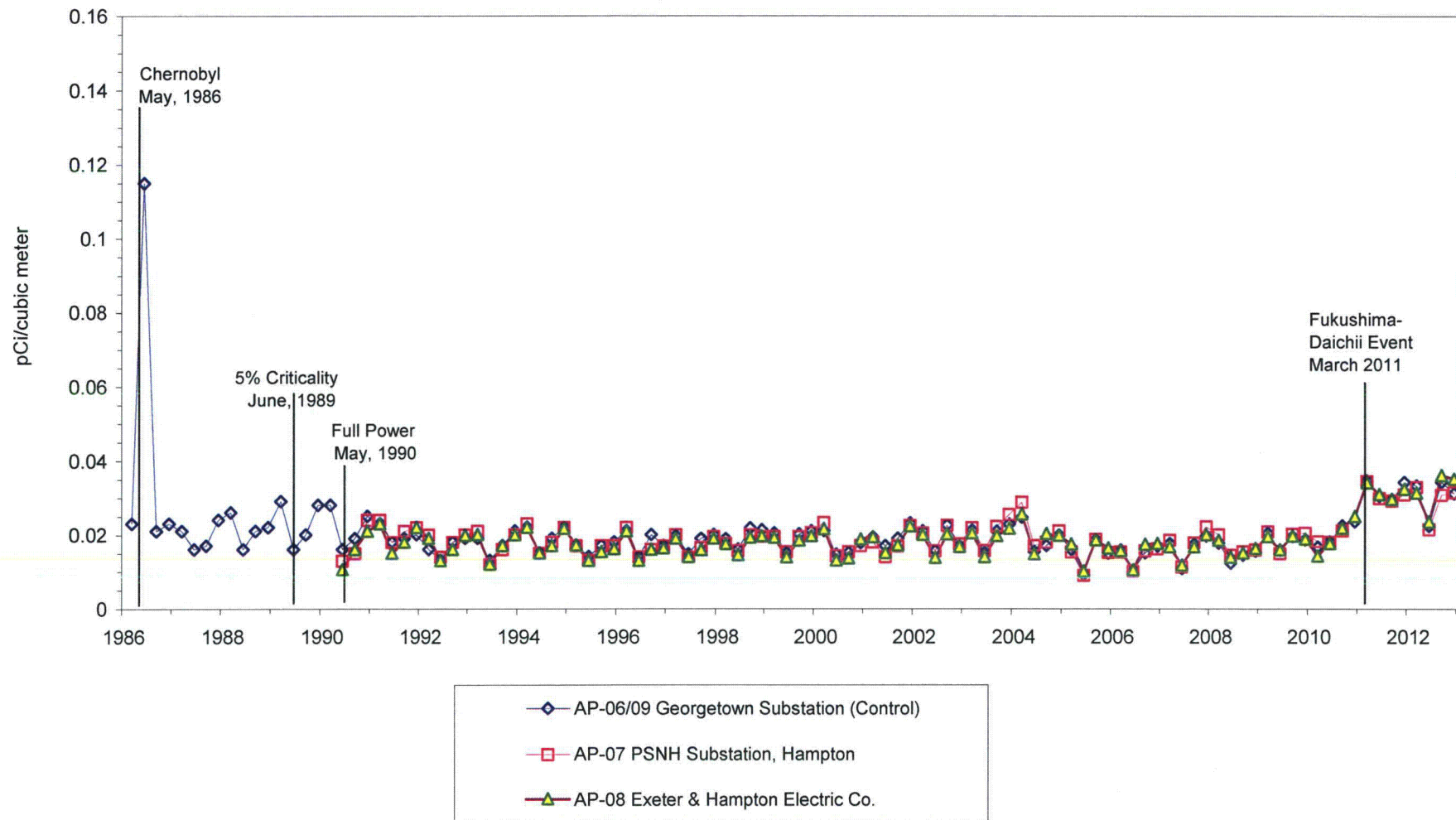
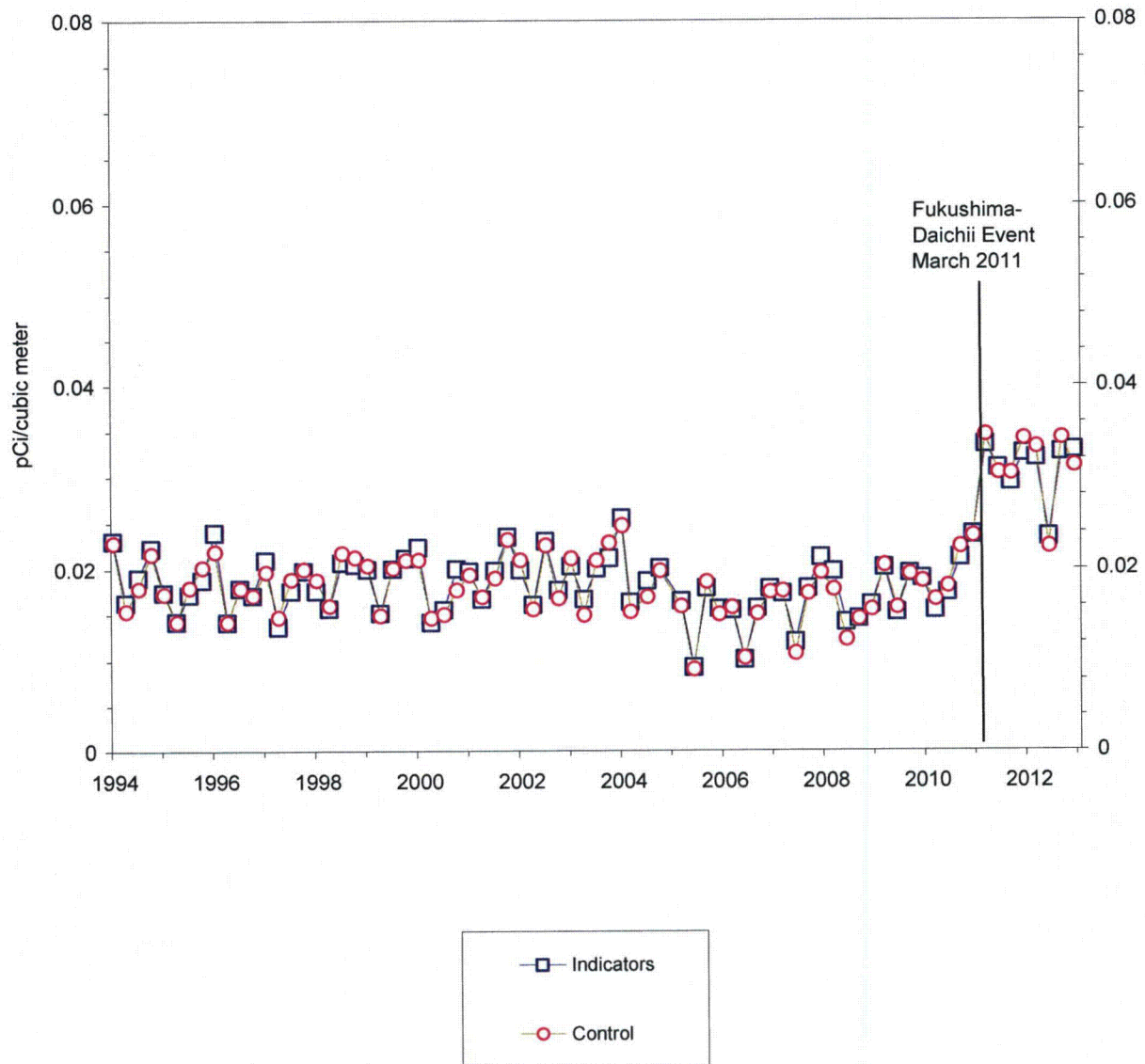




FIGURE 3.1.4

GROSS-BETA ON AIR PARTICULATE FILTERS  
QUARTERLY AVERAGES  
SEABROOK STATION



**Table 3.1-1**  
**Radiological Environmental Monitoring Program Summary**  
**Seabrook Nuclear Power Station, Seabrook, NH**  
**(January - December 2012)**

**MEDIUM: Air Particulates (AP)    UNITS: pCi/cubic meter**

			Indicator Stations	Station With Highest Mean		Control Stations
Radionuclides (No. Analyses) (Non-Routine*)	Required LLD		Mean Range (No. Detected**)	Station	Mean Range (No. Detected**)	Mean Range (No. Detected**)
BETA	(208)	0.01	3.0E -2 ( 1.5 - 6.0)E -2 (182/ 182)	03	3.2E -2 ( 2.1 - 4.6)E -2 (26/ 26)	3.0E -2 ( 1.8 - 4.9)E -2 (26/ 26)
Be-7	(34)		9.9E -2 ( 7.0 - 18.4)E -2 (29/ 29)	03	1.2E -1 ( 7.6 - 18.4)E -2 (5/ 5)	1.0E -1 ( 6.9 - 14.4)E -2 (5/ 5)
Cr-51	(34)		-9.1E -5 ( -1.7 - 3.6)E -2 (0/ 29)	02	1.6E -2 ( -1.7 - 356.0)E -4 (0/ 4)	1.3E -3 ( -3.7 - 5.5)E -3 (0/ 5)
Mn-54	(34)		-1.8E -5 ( -3.1 - 1.9)E -4 (0/ 29)	09	1.7E -4 ( -2.0 - 51.0)E -5 (0/ 5)	1.7E -4 ( -2.0 - 51.0)E -5 (0/ 5)
Co-57	(34)		1.4E -5 ( -1.8 - 1.6)E -4 (0/ 29)	01	8.5E -5 ( 2.0 - 13.0)E -5 (0/ 4)	0.0E 0 ( -2.0 - 4.0)E -5 (0/ 5)
Co-58	(34)		-3.3E -5 ( -5.2 - 4.5)E -4 (0/ 29)	05	1.3E -4 ( -1.0 - 32.0)E -5 (0/ 4)	-4.1E -4 ( -2.0 - 0.2)E -3 (0/ 5)
Fe-59	(34)		-2.3E -4 ( -3.4 - 2.7)E -3 (0/ 29)	05	6.9E -4 ( -4.1 - 27.2)E -4 (0/ 4)	-4.9E -4 ( -1.3 - 0.8)E -3 (0/ 5)
Co-60	(34)		-8.4E -5 ( -2.2 - 0.3)E -3 (0/ 29)	09	2.3E -4 ( -3.0 - 69.0)E -5 (0/ 5)	2.3E -4 ( -3.0 - 69.0)E -5 (0/ 5)
Zn-65	(34)		-9.3E -5 ( -1.1 - 0.8)E -3 (0/ 29)	04	1.4E -4 ( -1.7 - 8.3)E -4 (0/ 4)	-1.6E -4 ( -1.3 - 0.5)E -3 (0/ 5)
Se-75	(34)		-1.3E -5 ( -6.3 - 5.7)E -4 (0/ 29)	03	8.8E -5 ( -2.0 - 4.3)E -4 (0/ 5)	3.0E -5 ( -2.8 - 3.9)E -4 (0/ 5)
Nb-95	(34)		-9.3E -5 ( -5.8 - 4.7)E -4 (0/ 29)	09	3.0E -4 ( -5.6 - 14.6)E -4 (0/ 5)	3.0E -4 ( -5.6 - 14.6)E -4 (0/ 5)
Zr-95	(34)		-6.3E -5 ( -1.4 - 0.7)E -3 (0/ 29)	03	2.0E -4 ( -8.0 - 50.0)E -5 (0/ 5)	1.8E -4 ( -7.1 - 15.6)E -4 (0/ 5)
Ru-103	(34)		-5.4E -5 ( -9.0 - 10.3)E -4 (0/ 29)	04	3.3E -4 ( -1.5 - 10.3)E -4 (0/ 4)	2.2E -4 ( -1.9 - 6.4)E -4 (0/ 5)
Ru-106	(34)		-2.6E -4 ( -3.2 - 3.0)E -3 (0/ 29)	07	2.6E -4 ( -1.1 - 3.0)E -3 (0/ 4)	-6.6E -4 ( -1.8 - 0.5)E -3 (0/ 5)

\* Non-Routine refers to those radionuclides that exceeded the Reporting Levels in ODCM Table A.9.1-3.

\*\* The fraction of detectable measurements (i.e., > MDC with no uncertain identification) is shown in parentheses.

**Table 3.1-1 (Continued)**  
**Radiological Environmental Monitoring Program Summary**  
**Seabrook Nuclear Power Station, Seabrook, NH**  
**(January - December 2012)**

**MEDIUM: Air Particulates (AP)      UNITS: pCi/cubic meter**

Radionuclides (No. Analyses) (Non-Routine*)	Required LLD	Indicator Stations	Station With Highest Mean		Control Stations
		Mean Range (No. Detected**)	Station	Mean Range (No. Detected**)	Mean Range (No. Detected**)
Ag-108m (34) (0)		1.8E -5 ( -2.0 - 3.9)E -4 (0/ 29)	03	1.6E -4 ( -3.0 - 39.0)E -5 (0/ 5)	-4.0E -5 ( -1.4 - 1.0)E -4 (0/ 5)
Ag-110m (34) (0)		-4.7E -5 ( -8.1 - 3.8)E -4 (0/ 29)	01	1.4E -4 ( -2.0 - 38.0)E -5 (0/ 4)	-7.6E -5 ( -3.4 - 4.1)E -4 (0/ 5)
Sb-124 (34) (0)		1.8E -4 ( -1.0 - 1.3)E -3 (0/ 29)	01	7.2E -4 ( 1.0 - 12.5)E -4 (0/ 4)	-9.4E -4 ( -4.3 - 0.1)E -3 (0/ 5)
Sb-125 (34) (0)		-4.1E -5 ( -7.2 - 7.9)E -4 (0/ 29)	01	1.4E -4 ( -2.7 - 7.9)E -4 (0/ 4)	3.8E -5 ( -1.1 - 0.7)E -3 (0/ 5)
I-131 (34) (0)		2.5E -1 ( -1.6 - 2.1)E 0 (0/ 29)	07	8.0E -1 ( 1.6 - 21.2)E -1 (0/ 4)	4.1E -1 ( -2.9 - 24.1)E -1 (0/ 5)
Cs-134 (34) (0)	0.05	1.6E -5 ( -3.5 - 8.7)E -4 (0/ 29)	03	3.0E -4 ( 0.0 - 8.7)E -4 (0/ 5)	2.1E -4 ( -1.0 - 7.0)E -4 (0/ 5)
Cs-137 (34) (0)	0.06	8.6E -5 ( -2.1 - 12.6)E -4 (0/ 29)	03	2.1E -4 ( -2.1 - 12.6)E -4 (0/ 5)	-9.4E -5 ( -5.5 - 0.8)E -4 (0/ 5)
Ba-140 (34) (0)		-3.7E -3 ( -1.8 - 1.6)E -1 (0/ 29)	09	2.8E -2 ( -1.7 - 10.8)E -2 (0/ 5)	2.8E -2 ( -1.7 - 10.8)E -2 (0/ 5)
Ia-140 (34) (0)		-1.6E -3 ( -1.8 - 1.6)E -1 (0/ 29)	03	4.1E -2 ( -1.6 - 16.1)E -2 (0/ 5)	1.0E -3 ( -1.7 - 2.7)E -2 (0/ 5)
Ce-141 (34) (0)		-2.3E -4 ( -2.6 - 2.7)E -3 (0/ 29)	02	1.0E -3 ( -1.4 - 27.4)E -4 (0/ 4)	9.7E -4 ( -8.3 - 48.2)E -4 (0/ 5)
Ce-144 (34) (0)		-2.6E -4 ( -5.2 - 1.1)E -3 (0/ 29)	09	4.5E -4 ( -1.2 - 3.4)E -3 (0/ 5)	4.5E -4 ( -1.2 - 3.4)E -3 (0/ 5)
Ac-228 (34) (0)		2.4E -4 ( -1.5 - 1.4)E -3 (0/ 29)	09	9.6E -4 ( -3.8 - 42.3)E -4 (0/ 5)	9.6E -4 ( -3.8 - 42.3)E -4 (0/ 5)
Th-228 (34) (0)		4.1E -4 ( -9.0 - 325.0)E -5 (0/ 29)	03	1.0E -3 ( 2.1 - 32.5)E -4 (0/ 5)	2.3E -4 ( 1.1 - 4.1)E -4 (0/ 5)

\* Non-Routine refers to those radionuclides that exceeded the Reporting Levels in ODCM Table A.9.1-3.

\*\* The fraction of detectable measurements (i.e., > MDC with no uncertain identification) is shown in parentheses.



### 3.2 Charcoal Filters

Charcoal filter (CF) cartridges are in series behind the air particulate glass-fiber filters at each of the air sampling locations. Monitoring stations were established at a total of eight locations. Seven of these are indicators and one is a control. Charcoal filters from the air sampling stations were collected and analyzed for I-131 activity to a lower limit of detection (LLD) of 0.07 pCi/m<sup>3</sup> or lower.

During 2012, a total of 208 charcoal cartridges from eight locations were analyzed. As described for the air particulate samplers (see Section 3.1), the collection cycles for the charcoal filters were typically biweekly during 2012. Other conditions, such as observed high differential pressure across the associated particulate filter (none detected in 2012) which might be indicative of excessive dust loading, could prompt switching to a temporary weekly cycle (see Section 3.1).

No sample analyses indicated a detectable level for I-131 that was statistically relevant (positive) at the air sampling locations specified in the ODCM. Figure 3.2 shows the I-131 measurement responses in 2012 for all air sampling stations. All analyses were below their respective measurement minimum detectable concentrations (MDC).

From initial criticality in June 1989 to the Fukushima Daiichi accident in March 2011, the Seabrook REMP program had not detected I-131 at any offsite air sample locations. Following the March – April, 2011 air concentration spikes of I-131 related to the Fukushima Daiichi accident releases, no detectable I-131 has been observed. The pre-operational data for I-131 are consistent with present (2012) data. Therefore, there are no increasing or decreasing trends related to Seabrook Station operations for airborne I-131. The potential organ doses from I-131 in gaseous effluents, if assumed to be released at the MDA, are well below the 10CFR50, Appendix I dose criteria.

The REMP Summary Table 3.2-1 list the range of analysis results for iodine (I-131) at both Indicator and Control Stations. Attachment 1 to this report lists the individual analysis results for each air sample measurement under the Sample Type code CF.

Charcoal filter sample collection and analysis deviations from the ODCM required program are described in Section 5.

**Table 3.2-1**  
**Radiological Environmental Monitoring Program Summary**  
**Seabrook Nuclear Power Station, Seabrook, NH**  
**(January - December 2012)**

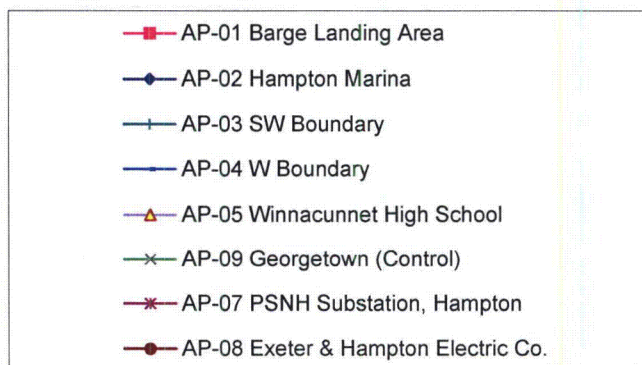
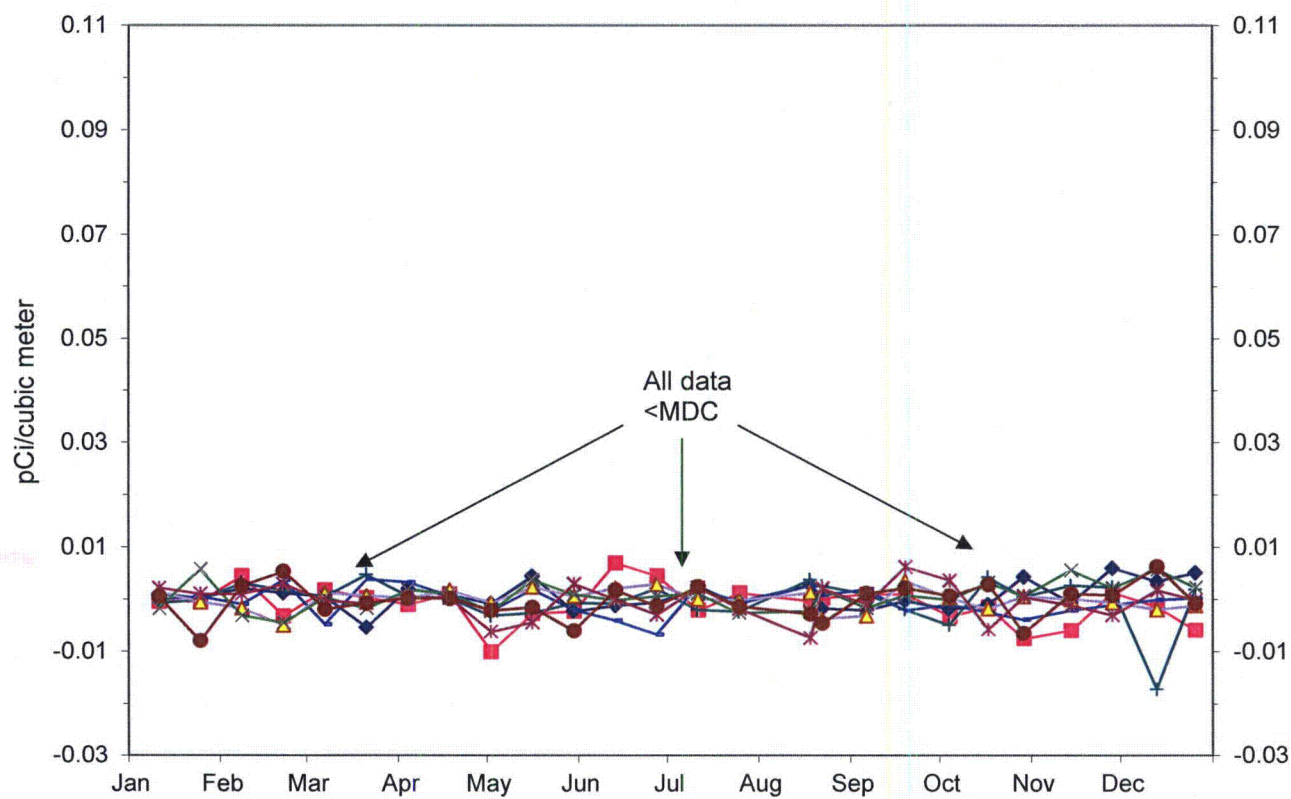
**MEDIUM: Charcoal Cartridge (CF)    UNITS: pCi/cubic meter**

Radionuclides (No. Analyses) (Non-Routine*)	Required LLD	Indicator Stations	Station With Highest Mean		Control Stations
		Mean Range (No. Detected**)	Station	Mean Range (No. Detected**)	Mean Range (No. Detected**)
I-131	(208)	0.07			
	(0)	-2.4E -4 ( -1.7 - 0.7)E -2 (0/ 182)	09	6.8E -4 ( -4.5 - 5.8)E -3 (0/ 26)	6.8E -4 ( -4.5 - 5.8)E -3 (0/ 26)

\* Non-Routine refers to those radionuclides that exceeded the Reporting Levels in ODCM Table A.9.1-3.

\*\* The fraction of detectable measurements (i.e., > MDC with no uncertain identification) is shown in parentheses.

**FIGURE 3.2**  
**I-131 MEASUREMENTS OF AIR CHARCOAL CARTRIDGES**  
**SEABROOK STATION**



### 3.3 Milk

Milk samples (TM) were collected semi-monthly during the pasture season and monthly at other times. Samples are analyzed for low level I-131 and gamma-emitting radionuclides.

The ODCM (Table A.9.1-1) requires that milk samples be collected from three locations within 5 km of the plant having the highest dose potential. If there are none, then one sample from milking animals in each of three areas between 5 to 8 km distances where the doses are calculated to be greater than 1 mrem/yr. Due to the limited inventory of milk animals in the site area, as reconfirmed by the 2012 Land Use Census, the number of available sample locations required by the ODCM sampling program could not be met (insufficient numbers of milk animals within 5 km, and only one milk location [designated TM-15] between 5 and 8 km). The ODCM allows for broad leaf vegetation samples to be collected if milk sampling is not performed in accordance to the REMP requirements. As a result, two site boundary locations and one control vegetation location are sampled to compensate for the limited milk availability (see Section 3.12).

The Land Use Census also identified a milk (goat) location situated 8.1 km, NNE, just beyond the ODCM required 8.0 km maximum distance for indicator milk sampling sites. This location (designated TM-24) also has a limited number of milking animals and has indicated that it could not provide a reliable source of milk throughout the year. Ten samples were collected over 6 months in 2012 while milk supplies were available. Due to the distance and limited availability of milk, TM-24 does not qualify as an ODCM defined indicator sampling site.

A total of 28 milk samples were collected during the year from two available locations. Each sample was analyzed for gamma emitting radionuclides. In addition, all samples were evaluated for low levels of I-131 through an iodine extraction process. The gamma analyses on samples indicated that naturally occurring K-40 was detectable in all milk samples. Also detected in 24 milk samples was Cs-137 at an average concentration of 7.54 pCi/kg (positive measurements only) which falls in the range of past and pre-operational measurements. Location TM-24 was observed with the highest single Cs-137 analysis result in 2012 of 21.7 pCi/kg. Though the Fukushima Daiichi event in March 2011 may have contributed to the Cs-137 levels observed in milk in 2012, Cs-137 has historically been detected at similar levels in milk before the nuclear accident in Japan. Residual Cs-137 from past weapons testing fallout has been the major contributor attributed to the currently observed values in milk. There was no detectable Cs-137 reported in plant gaseous effluents during 2012 or the recent past which supports the finding that Seabrook Station is not the source. Figures 3.3, 3.3.1 and 3.3.2 illustrate the analysis results (without regard to whether individual analysis indicated detectable or statistically not detectable concentrations) for Cs-137 in milk over the current period (2012) and previous years.

Iodine-131 was not positively identified at any location for the year. This is consistent with previous years for both the pre-operational and operational phases of the program. The samples met the Lower Limit of Detection (LLD) requirements (1 pCi/kg) for I-131 in milk. No increasing or decreasing trends in the radioactivity content of milk were observed.

The REMP Summary Table 3.3-1 lists the range of analysis results by radionuclide for the Indicator stations (Historical Control Stations for the milk have ceased operations). Attachment 1 to this report lists the individual analysis results for each measurement of milk under the Sample Type code TM. Section 5 identifies any deviations in the sample measurement program, such as missed lower limits of detection (LLD) requirements.

FIGURE 3.3  
CESIUM-137 IN MILK  
SEABROOK STATION

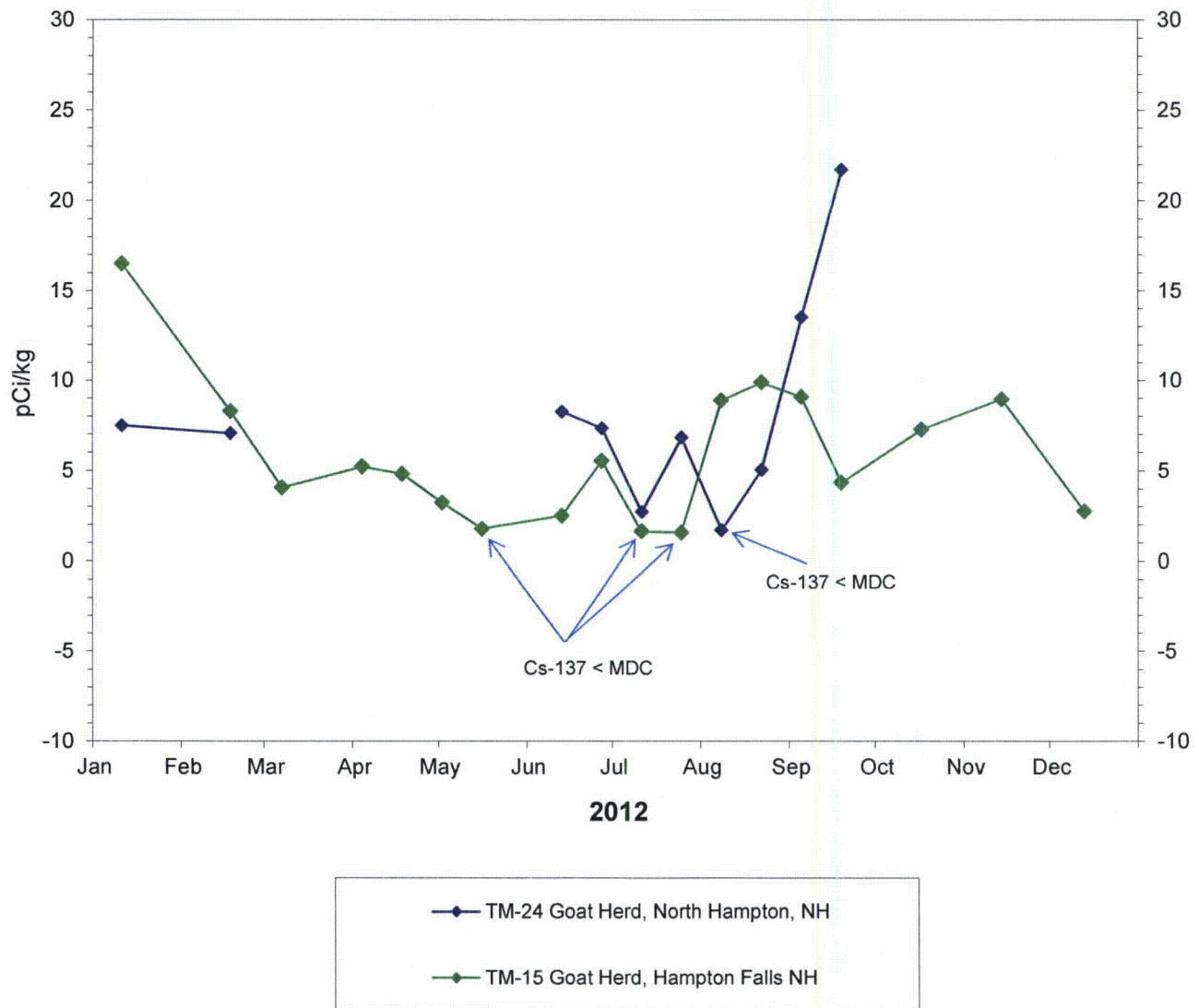


FIGURE 3.3.1

CESIUM-137 IN MILK  
ANNUAL AVERAGE CONCENTRATIONS

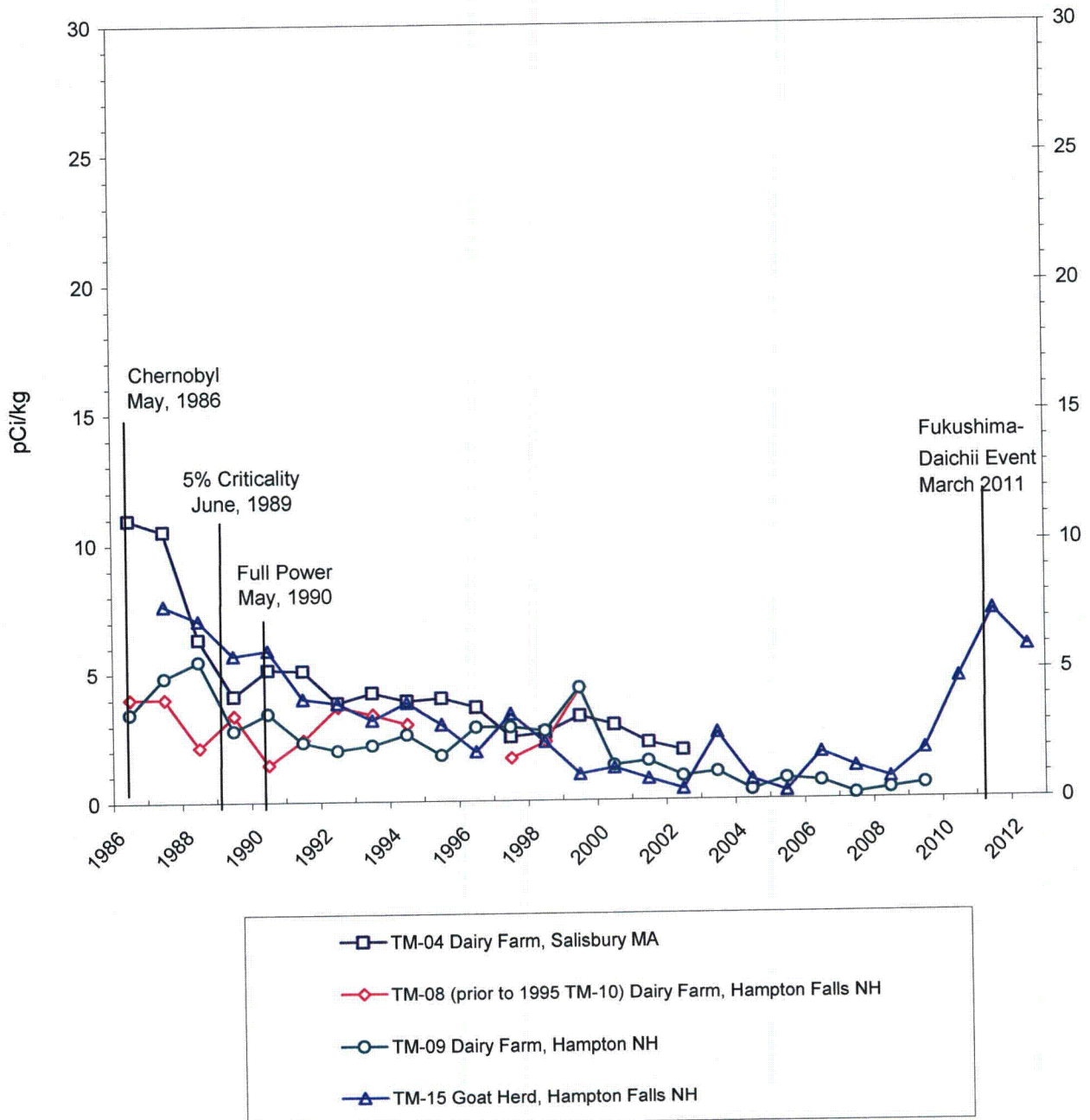
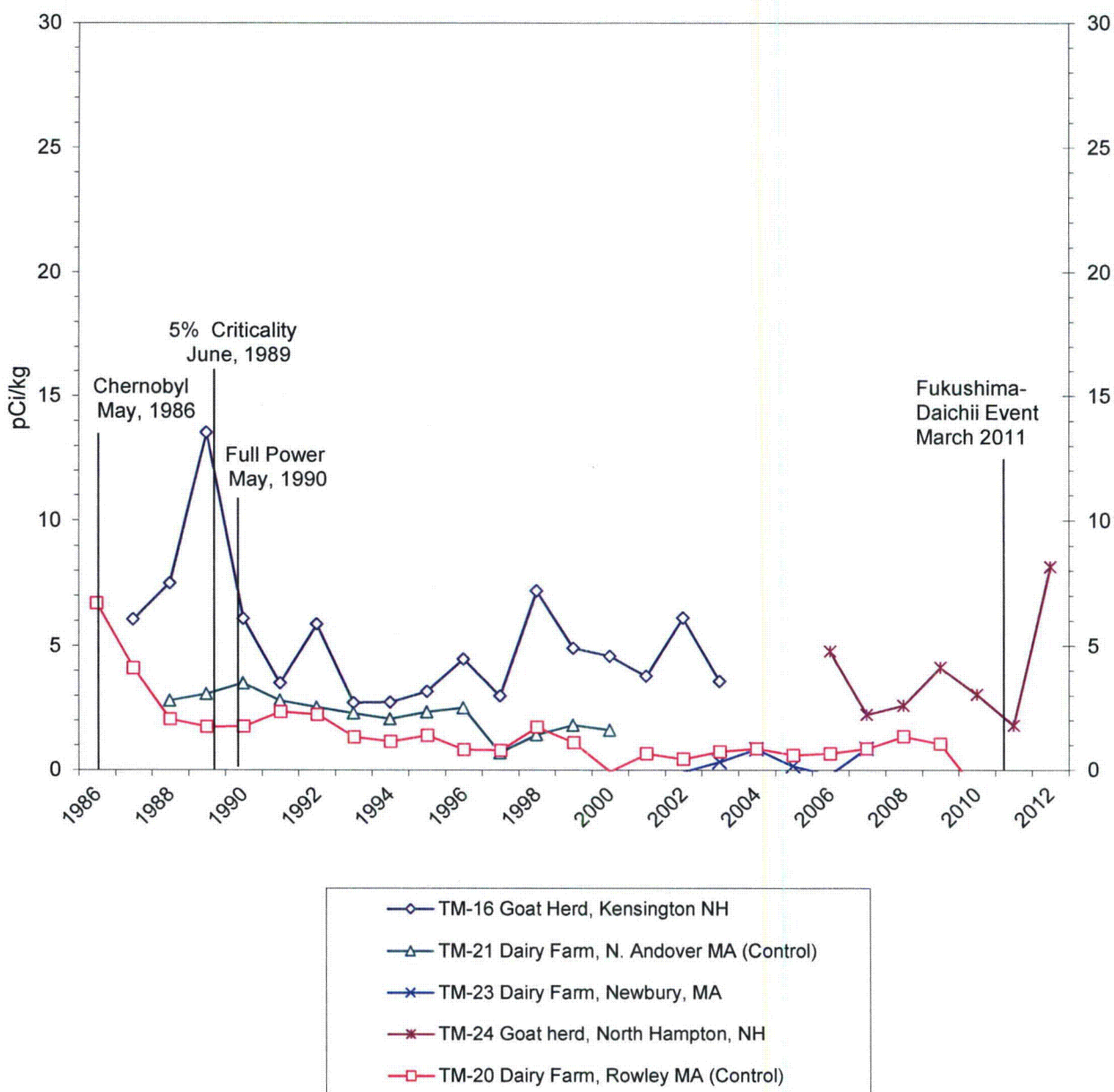




FIGURE 3.3.2  
CESIUM-137 IN MILK  
ANNUAL AVERAGE CONCENTRATIONS



**Table 3.3-1**  
**Radiological Environmental Monitoring Program Summary**  
**Seabrook Nuclear Power Station, Seabrook, NH**  
**(January - December 2012)**

**MEDIUM: Milk (TM)    UNITS: pCi/kg**

Radionuclides (No. Analyses) (Non-Routine*)	Required LLD	Indicator Stations	Station With Highest Mean		Control Stations
		Mean Range (No. Detected**)	Station	Mean Range (No. Detected**)	Mean Range (No. Detected**)
Be-7 (28) (0)		-2.5E 0 ( -1.4 - 0.8)E 1 (0/ 28)	15	-2.4E 0 ( -1.4 - 0.8)E 1 (0/ 18)	NO DATA
K-40 (28) (0)		1.7E 3 ( 1.5 - 2.0)E 3 (28/ 28)	24	1.8E 3 ( 1.5 - 2.0)E 3 (10/ 10)	NO DATA
Cr-51 (28) (0)		-4.7E -1 ( -1.5 - 1.1)E 1 (0/ 28)	24	8.2E -1 ( -9.1 - 10.7)E 0 (0/ 10)	NO DATA
Mn-54 (28) (0)		-1.4E -1 ( -1.3 - 1.0)E 0 (0/ 28)	24	-9.3E -2 ( -8.1 - 9.7)E -1 (0/ 10)	NO DATA
Co-57 (28) (0)		1.4E -1 ( -1.2 - 1.7)E 0 (0/ 28)	24	1.9E -1 ( -1.0 - 1.4)E 0 (0/ 10)	NO DATA
Co-58 (28) (0)		-2.0E -1 ( -1.7 - 1.7)E 0 (0/ 28)	15	-1.9E -1 ( -1.7 - 1.7)E 0 (0/ 18)	NO DATA
Fe-59 (28) (0)		-1.3E -2 ( -2.5 - 2.0)E 0 (0/ 28)	15	5.2E -2 ( -1.9 - 2.0)E 0 (0/ 18)	NO DATA
Co-60 (28) (0)		6.8E -1 ( -2.2 - 2.0)E 0 (0/ 28)	15	7.6E -1 ( -2.2 - 2.0)E 0 (0/ 18)	NO DATA
Zn-65 (28) (0)		-1.0E 0 ( -5.2 - 3.6)E 0 (0/ 28)	24	-6.5E -1 ( -3.4 - 3.6)E 0 (0/ 10)	NO DATA
Se-75 (28) (0)		1.2E -1 ( -1.3 - 1.5)E 0 (0/ 28)	24	2.8E -1 ( -4.9 - 15.2)E -1 (0/ 10)	NO DATA
Nb-95 (28) (0)		2.6E -1 ( -6.6 - 22.7)E -1 (0/ 28)	24	4.1E -1 ( -5.6 - 11.5)E -1 (0/ 10)	NO DATA
Zr-95 (28) (0)		2.4E -1 ( -2.4 - 2.6)E 0 (0/ 28)	24	3.5E -1 ( -7.9 - 14.9)E -1 (0/ 10)	NO DATA
Ru-103 (28) (0)		-8.1E -1 ( -2.7 - 0.3)E 0 (0/ 28)	15	-8.0E -1 ( -2.0 - 0.3)E 0 (0/ 18)	NO DATA
Ru-106 (28) (0)		3.9E -1 ( -1.4 - 1.6)E 1 (0/ 28)	15	2.6E 0 ( -4.7 - 16.2)E 0 (0/ 18)	NO DATA

\* Non-Routine refers to those radionuclides that exceeded the Reporting Levels in ODCM Table A.9.1-3.

\*\* The fraction of detectable measurements (i.e., > MDC with no uncertain identification) is shown in parentheses.

**Table 3.3-1 (Continued)**  
**Radiological Environmental Monitoring Program Summary**  
**Seabrook Nuclear Power Station, Seabrook, NH**  
**(January - December 2012)**

		<b>MEDIUM: Milk (TM)</b>		<b>UNITS: pCi/kg</b>	
Radionuclides (No. Analyses) (Non-Routine*)	Required LLD	Indicator Stations	Station With Highest Mean		Control Stations
		Mean Range (No. Detected**)	Station	Mean Range (No. Detected**)	Mean Range (No. Detected**)
Ag-108m (28) (0)		-2.9E -1 ( -1.4 - 0.8)E 0 (0/ 28)	15	-1.9E -1 ( -1.4 - 0.8)E 0 (0/ 18)	NO DATA
Ag-110m (28) (0)		1.9E -1 ( -1.5 - 1.1)E 0 (0/ 28)	24	3.1E -1 ( -6.8 - 10.1)E -1 (0/ 10)	NO DATA
Sb-124 (28) (0)		1.6E -1 ( -2.4 - 2.2)E 0 (0/ 28)	24	1.8E -1 ( -2.4 - 2.2)E 0 (0/ 10)	NO DATA
Sb-125 (28) (0)		-2.2E -1 ( -5.1 - 4.4)E 0 (0/ 28)	24	5.7E -2 ( -5.1 - 4.4)E 0 (0/ 10)	NO DATA
I-131 (28) (0)	1	-1.9E -2 ( -3.2 - 4.7)E -1 (0/ 28)	24	1.2E -2 ( -3.1 - 4.7)E -1 (0/ 10)	NO DATA
Cs-134 (28) (0)	15	3.9E -1 ( -9.5 - 20.2)E -1 (0/ 28)	15	5.5E -1 ( -9.5 - 20.2)E -1 (0/ 18)	NO DATA
Cs-137 (28) (0)	18	6.7E 0 ( 1.6 - 21.7)E 0 (24/ 28)	24	8.1E 0 ( 1.7 - 21.7)E 0 (9/ 10)	NO DATA
Ba-140 (28) (0)	15	-1.1E -1 ( -5.4 - 2.0)E 0 (0/ 28)	24	4.5E -2 ( -8.8 - 17.7)E -1 (0/ 10)	NO DATA
La-140 (28) (0)	15	-1.1E -1 ( -5.4 - 2.0)E 0 (0/ 28)	24	4.5E -2 ( -8.8 - 17.7)E -1 (0/ 10)	NO DATA
Ce-141 (28) (0)		1.1E 0 ( -5.5 - 5.8)E 0 (0/ 28)	24	1.3E 0 ( -1.4 - 4.6)E 0 (0/ 10)	NO DATA
Ce-144 (28) (0)		4.1E -1 ( -7.7 - 5.6)E 0 (0/ 28)	24	8.1E -1 ( -3.6 - 5.3)E 0 (0/ 10)	NO DATA
Ac-228 (28) (0)		7.0E -1 ( -6.6 - 10.0)E 0 (0/ 28)	15	1.0E 0 ( -6.3 - 10.0)E 0 (0/ 18)	NO DATA
Th-228 (28) (0)		1.1E 0 ( -3.3 - 4.9)E 0 (0/ 28)	24	1.3E 0 ( -3.3 - 4.8)E 0 (0/ 10)	NO DATA

\* Non-Routine refers to those radionuclides that exceeded the Reporting Levels in ODCM Table A.9.1-3.

\*\* The fraction of detectable measurements (i.e., > MDC with no uncertain identification) is shown in parentheses.

### 3.4 Surface Water

Surface water (seawater - WS) grab samples are required at two locations (control and indicator) monthly. The indicator (WS-01) is over the vicinity of the plant's submerged discharge structure. The control location (WS-51) is situated in Ipswich Bay, MA, approximately 26.2 km from the plant. A gamma analysis is performed on each sample. A tritium analysis is performed on the quarterly composite of samples from each ODCM required location. Additional samples were collected from the Seabrook Marsh (WS-02) which borders the immediate plant property. The marsh samples are intended to provide indication of any ground water movement across the site area that might carry contamination into the surface waters of the marsh. Each of these samples is analyzed for both gamma emitters and tritium.

For 2012, a total of 26 gamma analyses were performed on surface water samples. The only radionuclide detected was naturally occurring K-40. No plant-related nuclides were detected. The present data for gamma emitters in seawater is consistent with that of the pre-operational program and previous years of operations. Therefore, no increasing or decreasing trends were observed.

Quarterly composites for the required off-shore locations (Stations WS-01 and WS-51) were analyzed for tritium. A total of 8 off-shore samples (composites) were analyzed in 2012, plus two additional samples from the non-ODCM required location (WS-02) situated approximately 600 feet SSE from the Containment Building in Seabrook Marsh. The quarterly composites and WS-02 samples showed no indication of tritium. All samples met the required minimum LLD (3000 pCi/kg) for tritium in seawater. These results are consistent with pre-operational tritium data. The achieved Minimum Detectable Concentration (MDC) for the quarterly off-shore composite samples averaged 468 pCi/kg, while the marsh area samples from WS-02 had an average MDC of 520 pCi/kg.

The calculated dose as the result of plant effluents is not evaluated due to the fact that no plant-related radionuclides were or have been detected in the past. Therefore, no increasing or decreasing trends in dose were observed. This sampling program demonstrates that there is no impact to the public or environment, through this pathway from plant operations.

The REMP Summary Table 3.4-1 lists the range of analysis results by radionuclide for Indicator and Control Stations for the sea water environmental media. Attachment 1 to this report lists the individual analysis results for each measurement of sea water under the Sample Type code WS.

Any sample collection and analysis deviations from the ODCM required program or reportable concentrations that may have occurred during the year are described in Section 5.

**Table 3.4-1**  
**Radiological Environmental Monitoring Program Summary**  
**Seabrook Nuclear Power Station, Seabrook, NH**  
**(January - December 2012)**

**MEDIUM: Sea Water (WS)    UNITS: pCi/kg**

Radionuclides (No. Analyses) (Non-Routine*)	Required LLD	Indicator Stations		Station With Highest Mean		Control Stations
		Mean Range (No. Detected**)	Station	Mean Range (No. Detected**)		Mean Range (No. Detected**)
H-3 (10) (0)	3000	-3.8E 0 ( -1.5 - 2.4)E 2 (0/ 6)	51	1.7E 1 ( -3.6 - 15.0)E 1 (0/ 4)		1.7E 1 ( -3.6 - 15.0)E 1 (0/ 4)
Be-7 (26) (0)		-2.6E -1 ( -1.8 - 0.6)E 1 (0/ 14)	02	3.5E 0 ( 2.3 - 4.7)E 0 (0/ 2)		2.2E 0 ( -7.0 - 11.8)E 0 (0/ 12)
K-40 (26) (0)		3.2E 2 ( 1.4 - 3.6)E 2 (13/ 14)	01	3.4E 2 ( 3.0 - 3.6)E 2 (11/ 12)		3.1E 2 ( 2.7 - 3.5)E 2 (12/ 12)
Cr-51 (26) (0)		1.0E 0 ( -1.1 - 1.3)E 1 (0/ 14)	02	3.9E 0 ( 3.8 - 3.9)E 0 (0/ 2)		3.4E 0 ( -5.3 - 9.0)E 0 (0/ 12)
Mn-54 (26) (0)	15	6.8E -2 ( -9.8 - 9.1)E -1 (0/ 14)	01	1.9E -1 ( -8.8 - 9.1)E -1 (0/ 12)		6.9E -3 ( -7.2 - 12.0)E -1 (0/ 12)
Co-57 (26) (0)		-7.5E -2 ( -8.8 - 9.9)E -1 (0/ 14)	51	2.4E -1 ( -7.5 - 17.2)E -1 (0/ 12)		2.4E -1 ( -7.5 - 17.2)E -1 (0/ 12)
Co-58 (26) (0)	15	-3.5E -1 ( -1.5 - 0.8)E 0 (0/ 14)	51	-7.0E -2 ( -7.4 - 16.2)E -1 (0/ 12)		-7.0E -2 ( -7.4 - 16.2)E -1 (0/ 12)
Fe-59 (26) (0)	30	8.8E -1 ( -1.1 - 2.2)E 0 (0/ 14)	02	1.3E 0 ( 9.5 - 16.3)E -1 (0/ 2)		1.3E -1 ( -1.5 - 1.5)E 0 (0/ 12)
Co-60 (26) (0)	15	2.8E -3 ( -1.3 - 1.2)E 0 (0/ 14)	51	2.3E -1 ( -9.1 - 19.5)E -1 (0/ 12)		2.3E -1 ( -9.1 - 19.5)E -1 (0/ 12)
Zn-65 (26) (0)	30	-9.1E -1 ( -4.4 - 1.5)E 0 (0/ 14)	02	-6.9E -1 ( -1.4 - 0.0)E 0 (0/ 2)		-1.0E 0 ( -3.2 - 0.9)E 0 (0/ 12)
Se-75 (26) (0)		2.1E -1 ( -1.5 - 1.2)E 0 (0/ 14)	51	2.6E -1 ( -8.7 - 16.4)E -1 (0/ 12)		2.6E -1 ( -8.7 - 16.4)E -1 (0/ 12)
Nb-95 (26) (0)	15	7.9E -1 ( -1.3 - 2.3)E 0 (0/ 14)	51	8.0E -1 ( 1.5 - 19.0)E -1 (0/ 12)		8.0E -1 ( 1.5 - 19.0)E -1 (0/ 12)
Zr-95 (26) (0)	15	-7.8E -2 ( -2.9 - 1.8)E 0 (0/ 14)	02	4.1E -1 ( 2.5 - 5.7)E -1 (0/ 2)		4.0E -1 ( -5.8 - 13.8)E -1 (0/ 12)

\* Non-Routine refers to those radionuclides that exceeded the Reporting Levels in ODCM Table A.9.1-3.

\*\* The fraction of detectable measurements (i.e., > MDC with no uncertain identification) is shown in parentheses.

**Table 3.4-1 (Continued)**  
**Radiological Environmental Monitoring Program Summary**  
**Seabrook Nuclear Power Station, Seabrook, NH**  
**(January - December 2012)**

**MEDIUM: Sea Water (WS)    UNITS: pCi/kg**

Radionuclides (No. Analyses) (Non-Routine*)	Required LLD	Indicator Stations	Station With Highest Mean		Control Stations
		Mean Range (No. Detected**)	Station	Mean Range (No. Detected**)	Mean Range (No. Detected**)
Ru-103 (26) (0)		-3.8E -1 ( -1.6 - 0.8)E 0 (0/ 14)	01	-3.3E -1 ( -1.6 - 0.8)E 0 (0/ 12)	-9.2E -1 ( -1.6 - -0.4)E 0 (0/ 12)
Ru-106 (26) (0)		-1.2E -1 ( -8.9 - 4.9)E 0 (0/ 14)	02	1.2E 0 ( -2.5 - 4.9)E 0 (0/ 2)	-8.5E -1 ( -7.5 - 12.9)E 0 (0/ 12)
Ag-108m (26) (0)		1.0E -1 ( -5.0 - 15.1)E -1 (0/ 14)	51	1.6E -1 ( -6.1 - 7.7)E -1 (0/ 12)	1.6E -1 ( -6.1 - 7.7)E -1 (0/ 12)
Ag-110m (26) (0)		-3.8E -1 ( -1.0 - 0.6)E 0 (0/ 14)	01	-3.3E -1 ( -8.2 - 6.0)E -1 (0/ 12)	-8.3E -1 ( -3.3 - 0.2)E 0 (0/ 12)
Sb-124 (26) (0)		1.2E -2 ( -2.4 - 2.0)E 0 (0/ 14)	01	4.9E -2 ( -2.4 - 2.0)E 0 (0/ 12)	3.0E -3 ( -2.7 - 2.2)E 0 (0/ 12)
Sb-125 (26) (0)		-4.2E -1 ( -3.0 - 2.7)E 0 (0/ 14)	02	5.4E -1 ( 3.2 - 7.6)E -1 (0/ 2)	-6.9E -1 ( -3.2 - 1.9)E 0 (0/ 12)
I-131 (26) (0)	15	1.9E -1 ( -1.5 - 2.2)E 0 (0/ 14)	01	3.2E -1 ( -1.5 - 2.2)E 0 (0/ 12)	-1.9E -1 ( -2.1 - 2.6)E 0 (0/ 12)
Cs-134 (26) (0)	15	2.6E -2 ( -1.0 - 1.4)E 0 (0/ 14)	51	3.2E -1 ( -6.3 - 18.1)E -1 (0/ 12)	3.2E -1 ( -6.3 - 18.1)E -1 (0/ 12)
Cs-137 (26) (0)	18	6.5E -2 ( -1.5 - 1.2)E 0 (0/ 14)	02	3.4E -1 ( 1.4 - 5.5)E -1 (0/ 2)	1.7E -1 ( -9.8 - 14.6)E -1 (0/ 12)
Ba-140 (26) (0)	15	-8.5E -1 ( -3.3 - 1.0)E 0 (0/ 14)	02	-5.4E -1 ( -9.6 - -1.1)E -1 (0/ 2)	-1.0E 0 ( -1.8 - -0.3)E 0 (0/ 12)
La-140 (26) (0)	15	-8.5E -1 ( -3.3 - 1.0)E 0 (0/ 14)	02	-5.4E -1 ( -9.6 - -1.1)E -1 (0/ 2)	-1.0E 0 ( -1.8 - -0.3)E 0 (0/ 12)
Ce-141 (26) (0)		-7.9E -1 ( -3.5 - 1.8)E 0 (0/ 14)	51	7.5E -1 ( -2.4 - 5.4)E 0 (0/ 12)	7.5E -1 ( -2.4 - 5.4)E 0 (0/ 12)
Ce-144 (26) (0)		4.5E -1 ( -2.0 - 4.6)E 0 (0/ 14)	01	5.7E -1 ( -2.0 - 4.6)E 0 (0/ 12)	1.0E -1 ( -5.8 - 5.7)E 0 (0/ 12)

\* Non-Routine refers to those radionuclides that exceeded the Reporting Levels in ODCM Table A.9.1-3.

\*\* The fraction of detectable measurements (i.e., > MDC with no uncertain identification) is shown in parentheses



**Table 3.4-1 (Continued)**  
**Radiological Environmental Monitoring Program Summary**  
**Seabrook Nuclear Power Station, Seabrook, NH**  
**(January - December 2012)**

**MEDIUM: Sea Water (WS)    UNITS: pCi/kg**

Radionuclides (No. Analyses) (Non-Routine*)	Required LLD	Indicator Stations	Station With Highest Mean		Control Stations
		Mean Range (No. Detected**)	Station	Mean Range (No. Detected**)	Mean Range (No. Detected**)
Pb-212    (26) (0)		1.7E -1 ( -3.2 - 6.3)E 0 (0/ 14)	51	1.4E 0 ( -3.6 - 7.0)E 0 (0/ 12)	1.4E 0 ( -3.6 - 7.0)E 0 (0/ 12)
Pb-214    (26) (0)		-1.2E 0 ( -5.0 - 3.6)E 0 (0/ 14)	51	1.4E 0 ( -2.8 - 5.1)E 0 (0/ 12)	1.4E 0 ( -2.8 - 5.1)E 0 (0/ 12)
Bi-214    (26) (0)		-6.2E -1 ( -6.4 - 4.3)E 0 (0/ 14)	02	3.5E 0 ( 2.6 - 4.3)E 0 (0/ 2)	3.2E -1 ( -6.5 - 4.7)E 0 (0/ 12)
Ac-228    (26) (0)		-9.5E -1 ( -6.4 - 5.8)E 0 (0/ 14)	51	1.2E 0 ( -6.5 - 7.7)E 0 (0/ 12)	1.2E 0 ( -6.5 - 7.7)E 0 (0/ 12)
Th-228    (26) (0)		1.7E -1 ( -3.2 - 6.3)E 0 (0/ 14)	51	1.4E 0 ( -3.6 - 7.0)E 0 (0/ 12)	1.4E 0 ( -3.6 - 7.0)E 0 (0/ 12)

\* Non-Routine refers to those radionuclides that exceeded the Reporting Levels in ODCM Table A.9.1-3.

\*\* The fraction of detectable measurements (i.e., > MDC with no uncertain identification) is shown in parentheses.

### 3.5 Ground Water

There is no requirement in the ODCM to collect ground water (WG) samples. For the year, quarterly ground water samples were collected when available from three locations. These samples were collected from the town water line (WG-01) supplied to the Site (by the Town of Seabrook), from an inactive well (WG-13) located approximately 1 km north of the plant, and from a private well 1.3 km NNW (WG-14). For 2012, a total of 11 samples were collected (A second quarter sample from WG-14 was not available). All samples were analyzed for gross-beta activity, gamma-emitters and tritium.

Gross beta activity was detected in three of the eleven samples due to naturally occurring radium and its daughter products. The gross beta activity seen at all three locations is consistent with results from previous years of commercial operations. Figures 3.5 and 3.5.1 indicate the current year (2012) and the long-term measurement history for gross beta in well waters. No tritium or plant-related gamma emitters were detected in any of the ground water samples collected during the year. Table 3.5-1 identifies the results of the search for radionuclides of which two naturally occurring were detected. The naturally occurring radionuclides include Th-228 (1 sample out of 11) and Pb-212 (1 samples out of 11) which is part of the Uranium-238 decay chain. No plant-related radionuclides were detected in any sample.

The dose potential to the public from drinking ground water is not evaluated due to the fact that plant-related radionuclides have not been detected. Therefore, no increasing or decreasing trends were observed. There is no impact to the public, through this pathway, from plant operations.

The REMP Summary Table 3.5-1 list the range of analysis results by radionuclide for all ground water environmental samples. Attachment 1 to this report lists the individual analysis results for each measurement of ground water under the Sample Type code WG.

Any reportable sample concentrations that may have occurred during the year are described in Section 5.

FIGURE 3.5

GROSS-BETA MEASUREMENTS OF GROUND WATER  
SEABROOK STATION

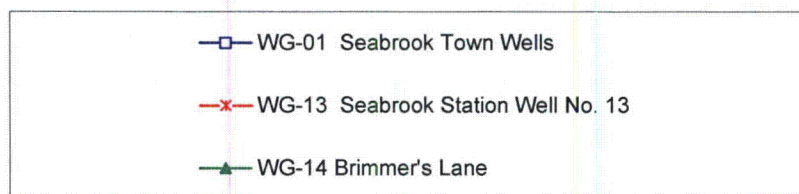
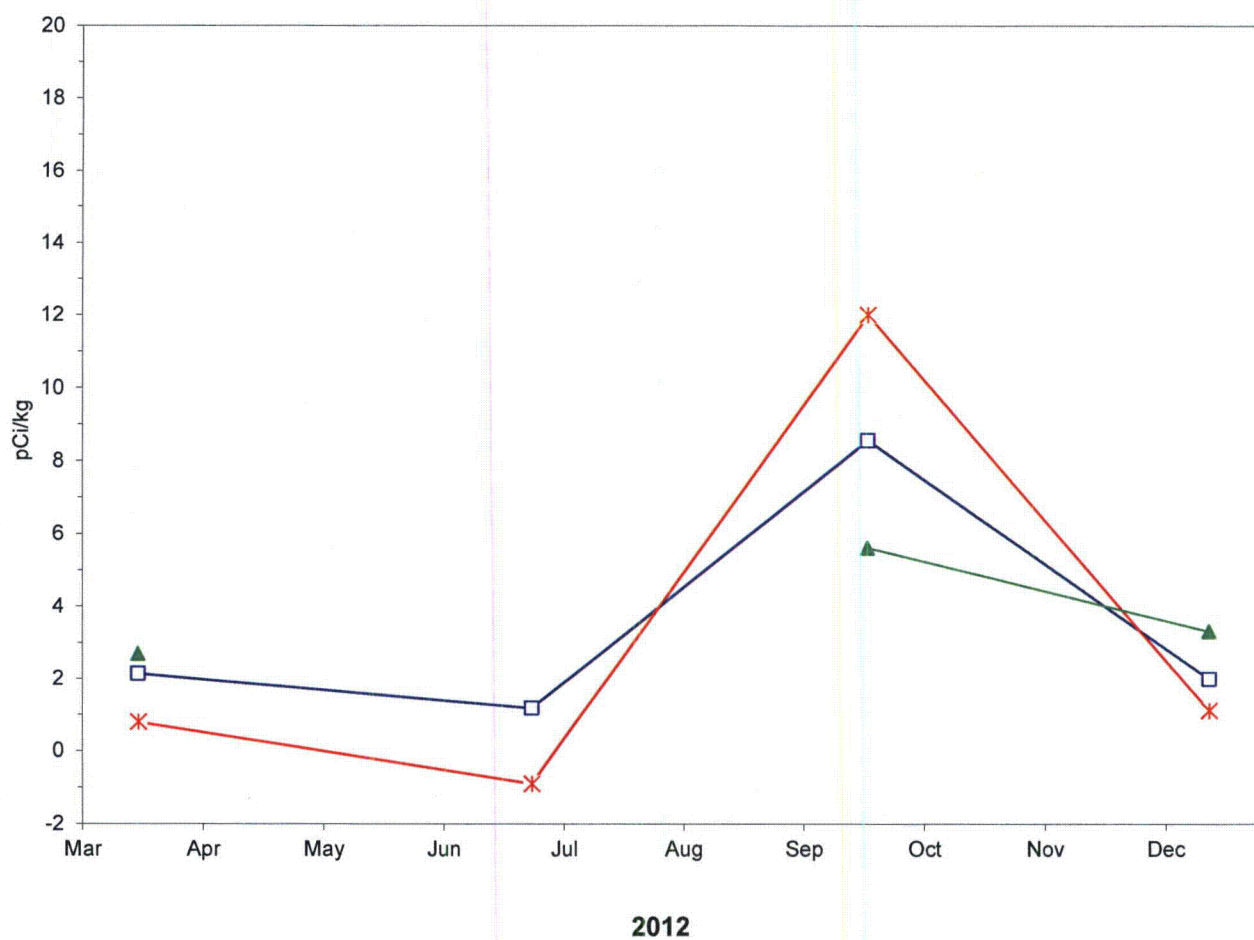
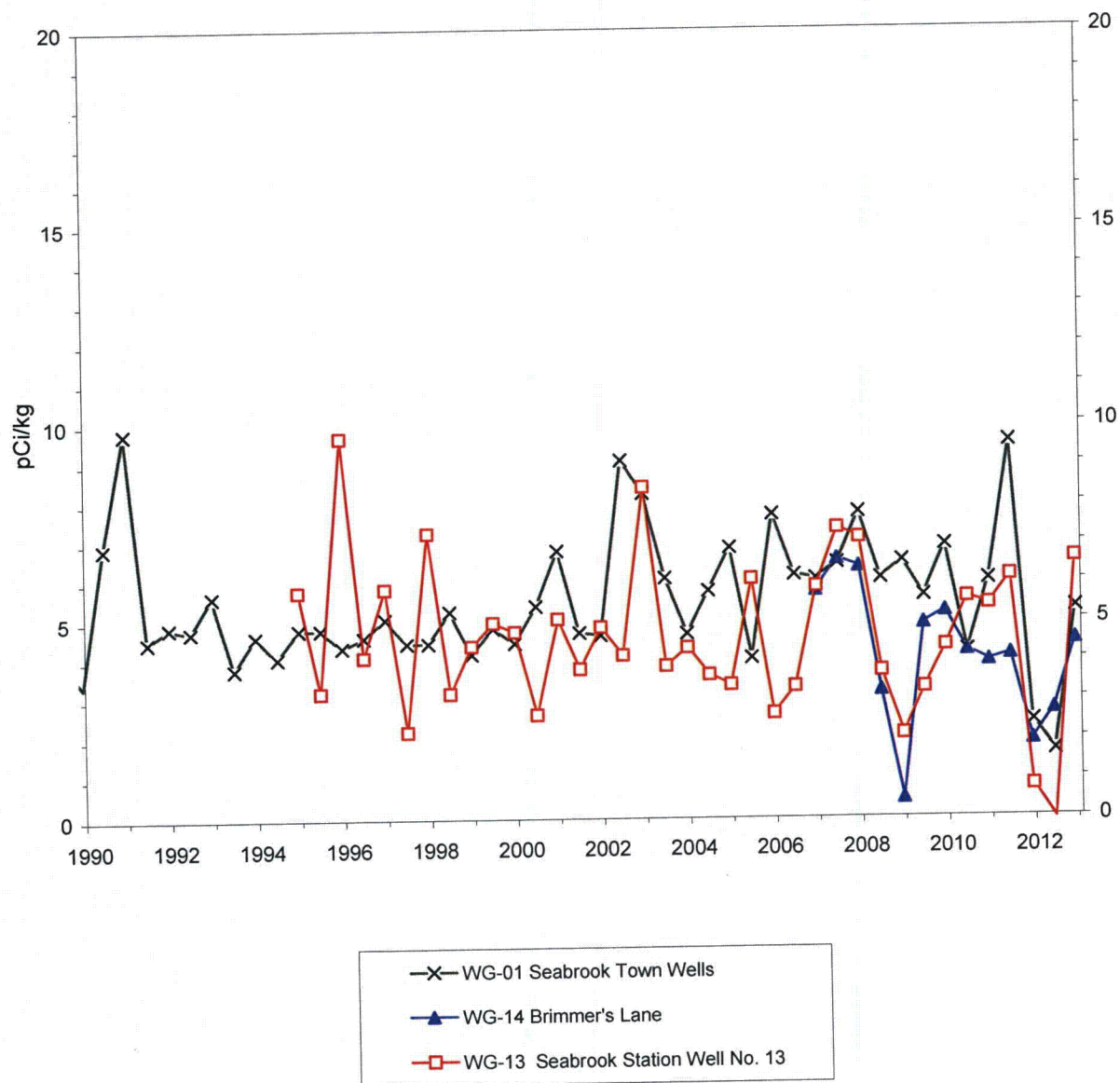


FIGURE 3.5.1

GROSS-BETA MEASUREMENTS OF GROUND WATER  
SEMI-ANNUAL AVERAGES  
SEABROOK STATION





**Table 3.5-1**  
**Radiological Environmental Monitoring Program Summary**  
**Seabrook Nuclear Power Station, Seabrook, NH**  
**(January - December 2012)**

**MEDIUM: Ground Water (WG)      UNITS: pCi/kg**

Radionuclides (No. Analyses) (Non-Routine*)	Required LLD	Indicator Stations		Station With Highest Mean		Control Stations
		Mean Range (No. Detected**)	Station	Mean Range (No. Detected**)	Mean Range (No. Detected**)	
BETA (11) (0)	4	3.5E 0 ( -9.0 - 120.0)E -1 (3/ 11)	14	3.9E 0 ( 2.7 - 5.6)E 0 (1/ 3)	NO DATA	
H-3 (11) (0)	3000	4.3E 1 ( -1.9 - 1.8)E 2 (0/ 11)	01	5.6E 1 ( -7.4 - 16.6)E 1 (0/ 4)	NO DATA	
Be-7 (11) (0)		-4.6E 0 ( -1.1 - 0.2)E 1 (0/ 11)	01	-3.0E 0 ( -8.4 - 0.3)E 0 (0/ 4)	NO DATA	
K-40 (11) (0)		3.5E 0 ( -1.5 - 2.8)E 1 (0/ 11)	14	1.2E 1 ( 2.7 - 276.0)E -1 (0/ 3)	NO DATA	
Cr-51 (11) (0)		-8.5E -1 ( -1.0 - 0.9)E 1 (0/ 11)	13	1.1E 0 ( -7.4 - 9.2)E 0 (0/ 4)	NO DATA	
Mn-54 (11) (0)	15	-3.2E -1 ( -1.2 - 0.5)E 0 (0/ 11)	01	-2.7E -1 ( -1.1 - 0.3)E 0 (0/ 4)	NO DATA	
Co-57 (11) (0)		-4.9E -2 ( -9.2 - 6.3)E -1 (0/ 11)	01	5.6E -2 ( -9.2 - 6.3)E -1 (0/ 4)	NO DATA	
Co-58 (11) (0)	15	-3.6E -1 ( -1.9 - 0.8)E 0 (0/ 11)	13	-4.9E -2 ( -9.0 - 8.1)E -1 (0/ 4)	NO DATA	
Fe-59 (11) (0)	30	-7.7E -1 ( -1.7 - 1.1)E 0 (0/ 11)	01	-6.7E -1 ( -1.5 - 1.1)E 0 (0/ 4)	NO DATA	
Co-60 (11) (0)	15	2.3E -1 ( -8.9 - 15.8)E -1 (0/ 11)	14	6.5E -1 ( 3.9 - 10.6)E -1 (0/ 3)	NO DATA	
Zn-65 (11) (0)	30	-6.7E -1 ( -3.5 - 1.4)E 0 (0/ 11)	01	-1.6E -1 ( -3.5 - 1.4)E 0 (0/ 4)	NO DATA	
Se-75 (11) (0)		-4.2E -1 ( -2.1 - 1.8)E 0 (0/ 11)	14	5.6E -1 ( -7.7 - 17.6)E -1 (0/ 3)	NO DATA	
Nb-95 (11) (0)	15	2.0E 0 ( -2.8 - 75.8)E -1 (0/ 11)	14	5.0E 0 ( 3.1 - 7.6)E 0 (0/ 3)	NO DATA	

\* Non-Routine refers to those radionuclides that exceeded the Reporting Levels in ODCM Table A.9.1-3.

\*\* The fraction of detectable measurements (i.e., > MDC with no uncertain identification) is shown in parentheses.

**Table 3.5-1 (Continued)**  
**Radiological Environmental Monitoring Program Summary**  
**Seabrook Nuclear Power Station, Seabrook, NH**  
**(January - December 2012)**

		<b>MEDIUM: Ground Water (WG)</b>		<b>UNITS: pCi/kg</b>	
Radionuclides (No. Analyses) (Non-Routine*)	Required LLD	Indicator Stations	Station With Highest Mean		Control Stations
		Mean Range (No. Detected**)	Station	Mean Range (No. Detected**)	Mean Range (No. Detected**)
Zr-95 (11) (0)	15	5.1E -1 ( -7.3 - 19.4)E -1 (0/ 11)	13	1.2E 0 ( 9.6 - 19.4)E -1 (0/ 4)	NO DATA
Ru-103 (11) (0)		-5.2E -1 ( -1.6 - 1.0)E 0 (0/ 11)	14	5.7E -2 ( -6.8 - 10.4)E -1 (0/ 3)	NO DATA
Ru-106 (11) (0)		8.8E -1 ( -4.9 - 8.7)E 0 (0/ 11)	01	2.2E 0 ( -2.7 - 8.7)E 0 (0/ 4)	NO DATA
Ag-108m (11) (0)		-2.2E -1 ( -9.5 - 6.2)E -1 (0/ 11)	14	-9.0E -2 ( -6.6 - 3.9)E -1 (0/ 3)	NO DATA
Ag-110m (11) (0)		-9.5E -1 ( -7.2 - 0.5)E 0 (0/ 11)	01	-2.1E -1 ( -7.2 - 4.7)E -1 (0/ 4)	NO DATA
Sb-124 (11) (0)		4.8E -1 ( -1.8 - 3.8)E 0 (0/ 11)	13	7.5E -1 ( -1.4 - 3.8)E 0 (0/ 4)	NO DATA
Sb-125 (11) (0)		3.0E -1 ( -3.0 - 3.3)E 0 (0/ 11)	13	2.1E 0 ( 1.3 - 3.3)E 0 (0/ 4)	NO DATA
I-131 (11) (0)	15	2.0E -1 ( -1.3 - 2.8)E 0 (0/ 11)	14	3.9E -1 ( 1.7 - 7.3)E -1 (0/ 3)	NO DATA
Cs-134 (11) (0)	15	6.1E -1 ( -6.7 - 17.1)E -1 (0/ 11)	13	1.0E 0 ( -5.1 - 171.0)E -2 (0/ 4)	NO DATA
Cs-137 (11) (0)	18	-3.7E -1 ( -4.9 - 1.8)E 0 (0/ 11)	13	8.5E -1 ( -3.7 - 18.0)E -1 (0/ 4)	NO DATA
Ba-140 (11) (0)	15	5.8E -1 ( -2.1 - 2.3)E 0 (0/ 11)	13	9.4E -1 ( 3.7 - 23.2)E -1 (0/ 4)	NO DATA
La-140 (11) (0)	15	5.8E -1 ( -2.1 - 2.3)E 0 (0/ 11)	13	9.4E -1 ( 3.7 - 23.2)E -1 (0/ 4)	NO DATA
Ce-141 (11) (0)		-1.5E -1 ( -4.2 - 2.7)E 0 (0/ 11)	14	1.3E 0 ( 5.3 - 27.0)E -1 (0/ 3)	NO DATA

\* Non-Routine refers to those radionuclides that exceeded the Reporting Levels in ODCM Table A.9.1-3.

\*\* The fraction of detectable measurements (i.e., >3 standard deviations with no uncertain identification) is shown in parentheses.

**Table 3.5-1 (Continued)**  
**Radiological Environmental Monitoring Program Summary**  
**Seabrook Nuclear Power Station, Seabrook, NH**  
**(January - December 2012)**

MEDIUM: Ground Water (WG)				UNITS: pCi/kg	
		Indicator Stations	Station With Highest Mean		Control Stations
Radionuclides (No. Analyses) (Non-Routine*)	Required LLD	Mean Range (No. Detected**)	Station	Mean Range (No. Detected**)	Mean Range (No. Detected**)
Ce-144	(11) (0)	-1.1E -1 ( -7.0 - 4.1)E 0 (0/ 11)	01	4.4E -1 ( -4.8 - 22.0)E -1 (0/ 4)	NO DATA
Pb-212	(11) (0)	2.2E 0 ( -1.3 - 7.7)E 0 (1/ 11)	14	3.3E 0 ( 2.7 - 3.7)E 0 (0/ 3)	NO DATA
Pb-214	(11) (0)	5.8E 1 ( -2.0 - 22200.0)E -2 (0/ 11)	14	1.6E 2 ( 1.2 - 2.2)E 2 (0/ 3)	NO DATA
Bi-214	(11) (0)	5.4E 1 ( -3.2 - 200.0)E 0 (0/ 11)	14	1.5E 2 ( 1.2 - 2.0)E 2 (0/ 3)	NO DATA
Ac-228	(11) (0)	1.6E 0 ( -8.4 - 6.7)E 0 (0/ 11)	13	5.3E 0 ( 3.7 - 6.7)E 0 (0/ 4)	NO DATA
Th-228	(11) (0)	2.2E 0 ( -1.3 - 7.7)E 0 (1/ 11)	14	3.3E 0 ( 2.7 - 3.7)E 0 (0/ 3)	NO DATA

\* Non-Routine refers to those radionuclides that exceeded the Reporting Levels in ODCM Table A.9.1-3.

\*\* The fraction of detectable measurements (i.e., > MDC with no uncertain identification) is shown in parentheses.

### 3.6 Sediment

Semiannual sediment sampling is required at one indicator location, although a total of five locations, three indicators and two controls, are collected. The indicator stations are comprised of two sets of beach sediment cores from Hampton Beach (SE-07) and Seabrook Beach (SE-08), plus one sub-tidal sediment core taken from near the discharge structure (SE-02). The control locations, Plum Island Beach (SE-57) and sub-tidal Ipswich Bay (SE-52), are both located within Ipswich Bay. A total of 10 samples were collected for the year from all locations. All cores were analyzed as single or whole samples without segmenting. A gamma analysis was performed on each core.

Table 3.6-1 identifies the results of the search for radionuclides of which several naturally occurring were detected. The naturally occurring radionuclides include K-40 and nuclides of the Uranium-238 decay chain (Th-230, Ra-226, Pb-214 and Bi-214) and the Thorium-232 decay chain (Ac-228, Th-228, Pb-212, and Tl-208). No plant-related radionuclides were detected in any core. No increasing or decreasing trends were observed. This is consistent with the pre-operational program and with previous years of plant operations. There is no plant related dose to the public or impact to the environment from any pathways associated with this media.

The REMP Summary Table 3.6-1 list the range of analysis results by radionuclide for Indicator and Control Stations for the sediment environmental media. Attachment 1 to this report lists the individual analysis results for each measurement of sediment under the Sample Type code SE.

Any sample collection and analysis deviations from the ODCM required program, or reportable concentrations that may have occurred during the year are described in Section 5.



**Table 3.6-1**  
**Radiological Environmental Monitoring Program Summary**  
**Seabrook Nuclear Power Station, Seabrook, NH**  
**(January - December 2012)**

**MEDIUM: Sediment (SE)    UNITS: pCi/kg**

Radionuclides (No. Analyses) (Non-Routine*)	Required LLD	Indicator Stations	Station With Highest Mean		Control Stations
		Mean Range (No. Detected**)	Station	Mean Range (No. Detected**)	Mean Range (No. Detected**)
Be-7	(10)	4.7E 1	07	6.4E 1	-3.4E 1
	(0)	( -5.1 - 9.8)E 1 (0/ 6)		( 2.9 - 9.8)E 1 (0/ 2)	( -1.8 - 0.4)E 2 (0/ 4)
K-40	(10)	1.4E 4	07	1.7E 4	1.4E 4
	(0)	( 1.9 - 194.0)E 2 (5/ 6)		( 1.7 - 1.8)E 4 (2/ 2)	( 1.2 - 1.6)E 4 (4/ 4)
Cr-51	(10)	9.0E 1	08	1.3E 2	-1.9E 2
	(0)	( -1.4 - 27.4)E 1 (0/ 6)		( -9.0 - 274.0)E 0 (0/ 2)	( -6.8 - 0.0)E 2 (0/ 4)
Mn-54	(10)	9.0E 0	57	3.1E 1	1.9E 1
	(0)	( -2.4 - 27.1)E 0 (0/ 6)		( 2.8 - 3.4)E 1 (0/ 2)	( -1.0 - 34.2)E 0 (0/ 4)
Co-57	(10)	-3.7E 0	52	5.5E 0	-4.0E 0
	(0)	( -8.3 - 2.1)E 0 (0/ 6)		( 1.7 - 9.3)E 0 (0/ 2)	( -1.9 - 0.9)E 1 (0/ 4)
Co-58	(10)	-5.3E 0	07	1.7E 0	-9.8E 0
	(0)	( -1.9 - 0.6)E 1 (0/ 6)		( -2.8 - 6.3)E 0 (0/ 2)	( -2.3 - -0.1)E 1 (0/ 4)
Fe-59	(10)	-2.9E 1	07	-9.0E 0	-4.9E 1
	(0)	( -1.1 - 0.0)E 2 (0/ 6)		( -1.3 - -0.5)E 1 (0/ 2)	( -1.1 - 0.1)E 2 (0/ 4)
Co-60	(10)	5.5E 0	08	2.2E 1	-2.7E 0
	(0)	( -1.1 - 3.9)E 1 (0/ 6)		( 5.3 - 38.5)E 0 (0/ 2)	( -1.5 - 0.6)E 1 (0/ 4)
Zn-65	(10)	-6.2E -1	07	1.1E 0	-1.8E 1
	(0)	( -2.5 - 2.1)E 1 (0/ 6)		( -1.7 - 3.9)E 0 (0/ 2)	( -6.2 - 0.3)E 1 (0/ 4)
Se-75	(10)	1.8E 0	08	1.5E 1	-2.6E 0
	(0)	( -1.6 - 2.1)E 1 (0/ 6)		( 8.5 - 21.4)E 0 (0/ 2)	( -7.8 - 2.8)E 0 (0/ 4)
Nb-95	(10)	2.7E 1	52	8.3E 1	4.8E 1
	(0)	( -4.7 - 85.7)E 0 (0/ 6)		( 1.4 - 15.2)E 1 (0/ 2)	( -2.2 - 15.2)E 1 (0/ 4)
Zr-95	(10)	2.5E 0	52	6.7E 1	4.3E 1
	(0)	( -3.2 - 3.2)E 1 (0/ 6)		( -1.5 - 15.0)E 1 (0/ 2)	( -1.5 - 15.0)E 1 (0/ 4)
Ru-103	(10)	4.0E -1	08	5.1E 0	-6.9E 0
	(0)	( -9.0 - 11.9)E 0 (0/ 6)		( -1.7 - 11.9)E 0 (0/ 2)	( -1.9 - 0.3)E 1 (0/ 4)

\* Non-Routine refers to those radionuclides that exceeded the Reporting Levels in ODCM Table A.9.1-3.

\*\* The fraction of detectable measurements (i.e., > MDC with no uncertain identification) is shown in parentheses.

**Table 3.6-1 (Continued)**  
**Radiological Environmental Monitoring Program Summary**  
**Seabrook Nuclear Power Station, Seabrook, NH**  
**(January - December 2012)**

**MEDIUM: Sediment (SE)    UNITS: pCi/kg**

Radionuclides (No. Analyses) (Non-Routine*)	Required LLD	Indicator Stations	Station With Highest Mean		Control Stations
		Mean Range (No. Detected**)	Station	Mean Range (No. Detected**)	Mean Range (No. Detected**)
Ru-106 (10) (0)		1.5E 1 ( -4.1 - 13.8)E 1 (0/ 6)	08	5.6E 1 ( -2.6 - 13.8)E 1 (0/ 2)	-7.9E 1 ( -1.6 - -0.1)E 2 (0/ 4)
Ag-108m (10) (0)		-5.1E 0 ( -1.4 - 0.1)E 1 (0/ 6)	57	1.3E 0 ( -5.6 - 8.2)E 0 (0/ 2)	-5.5E 0 ( -1.6 - 0.8)E 1 (0/ 4)
Ag-110m (10) (0)		-1.1E 1 ( -3.8 - 0.8)E 1 (0/ 6)	52	2.9E 1 ( -4.5 - 62.7)E 0 (0/ 2)	2.2E 1 ( -4.5 - 62.7)E 0 (0/ 4)
Sb-124 (10) (0)		1.1E 0 ( -3.0 - 3.6)E 1 (0/ 6)	52	5.0E 1 ( 1.4 - 99.2)E 0 (0/ 2)	2.6E 1 ( -1.7 - 9.9)E 1 (0/ 4)
Sb-125 (10) (0)		1.8E 1 ( -2.0 - 5.6)E 1 (0/ 6)	07	4.1E 1 ( 2.6 - 5.6)E 1 (0/ 2)	1.3E 1 ( -2.6 - 4.1)E 1 (0/ 4)
I-131 (10) (0)		5.4E 1 ( -2.2 - 4.2)E 2 (0/ 6)	08	2.0E 2 ( -5.4 - 415.0)E 0 (0/ 2)	-9.7E 0 ( -3.9 - 2.0)E 1 (0/ 4)
Cs-134 (10) (0)	150	3.9E 1 ( 1.1 - 8.3)E 1 (0/ 6)	57	9.0E 1 ( 4.2 - 13.7)E 1 (0/ 2)	6.9E 1 ( 2.8 - 13.7)E 1 (0/ 4)
Cs-137 (10) (0)	180	4.3E 0 ( -1.1 - 2.3)E 1 (0/ 6)	08	1.0E 1 ( -3.0 - 23.2)E 0 (0/ 2)	-5.9E 0 ( -1.6 - 0.5)E 1 (0/ 4)
Ba-140 (10) (0)		1.1E 2 ( -5.7 - 49.0)E 1 (0/ 6)	52	2.7E 2 ( 3.9 - 527.0)E 0 (0/ 2)	1.1E 2 ( -1.7 - 5.3)E 2 (0/ 4)
La-140 (10) (0)		1.1E 1 ( -3.1 - 7.7)E 1 (0/ 6)	57	8.0E 1 ( 6.8 - 9.2)E 1 (0/ 2)	6.8E 1 ( 3.9 - 108.0)E 0 (0/ 4)
Ce-141 (10) (0)		9.6E 0 ( -4.9 - 8.3)E 1 (0/ 6)	08	3.9E 1 ( -4.2 - 82.9)E 0 (0/ 2)	2.3E 1 ( 5.8 - 60.5)E 0 (0/ 4)
Ce-144 (10) (0)		1.7E 0 ( -7.0 - 15.9)E 1 (0/ 6)	08	9.0E 1 ( 2.1 - 15.9)E 1 (0/ 2)	-9.5E -1 ( -5.9 - 13.0)E 1 (0/ 4)
Tl-208 (10) (0)		2.0E 2 ( -1.1 - 49.4)E 1 (5/ 6)	52	5.2E 2 ( 1.5 - 9.0)E 2 (2/ 2)	5.2E 2 ( 1.4 - 9.0)E 2 (4/ 4)

\* Non-Routine refers to those radionuclides that exceeded the Reporting Levels in ODCM Table A.9.1-3.

\*\* The fraction of detectable measurements (i.e., > MDC with no uncertain identification) is shown in parentheses.

**Table 3.6-1 (Continued)**  
**Radiological Environmental Monitoring Program Summary**  
**Seabrook Nuclear Power Station, Seabrook, NH**  
**(January - December 2012)**

**MEDIUM: Sediment (SE)    UNITS: pCi/kg**

Radionuclides (No. Analyses) (Non-Routine*)	Required LLD	Indicator Stations	Station With Highest Mean		Control Stations
		Mean Range (No. Detected**)	Station	Mean Range (No. Detected**)	Mean Range (No. Detected**)
Pb-212    (10) (0)		7.4E 2 ( 5.7 - 188.0)E 1 (5/ 6)	57	1.8E 3 ( 4.4 - 30.7)E 2 (2/ 2)	1.7E 3 ( 4.3 - 30.7)E 2 (4/ 4)
Pb-214    (10) (0)		5.3E 2 ( 3.4 - 1290.0)E 0 (5/ 6)	57	1.3E 3 ( 3.6 - 21.7)E 2 (2/ 2)	1.3E 3 ( 3.6 - 21.7)E 2 (4/ 4)
Bi-214    (10) (0)		4.1E 2 ( -5.4 - 103.0)E 1 (5/ 6)	57	1.1E 3 ( 3.5 - 18.5)E 2 (2/ 2)	1.1E 3 ( 3.1 - 18.5)E 2 (4/ 4)
Ra-226    (10) (0)		4.1E 2 ( -5.4 - 103.0)E 1 (5/ 6)	57	1.1E 3 ( 3.5 - 18.5)E 2 (2/ 2)	1.1E 3 ( 3.1 - 18.5)E 2 (4/ 4)
Ac-228    (10) (0)		6.2E 2 ( -4.6 - 154.0)E 1 (5/ 6)	57	1.7E 3 ( 4.2 - 29.9)E 2 (2/ 2)	1.6E 3 ( 4.2 - 29.9)E 2 (4/ 4)
Th-228    (10) (0)		7.4E 2 ( 5.7 - 188.0)E 1 (5/ 6)	57	1.8E 3 ( 4.4 - 30.7)E 2 (2/ 2)	1.7E 3 ( 4.3 - 30.7)E 2 (4/ 4)
Th-230    (10) (0)		4.1E 2 ( -5.4 - 103.0)E 1 (5/ 6)	57	1.1E 3 ( 3.5 - 18.5)E 2 (2/ 2)	1.1E 3 ( 3.1 - 18.5)E 2 (4/ 4)

\* Non-Routine refers to those radionuclides that exceeded the Reporting Levels in ODCM Table A.9.1-3.

\*\* The fraction of detectable measurements (i.e., > MDC with no uncertain identification) is shown in parentheses.

### 3.7 Fish

Semiannual fish (FH) and invertebrate samples are required from two locations. The REMP calls for samples to be collected semiannually. Quarterly collections are attempted to ensure the sampling requirements are met. This section presents the results for fish sampling only. Invertebrate results may be found in Sections 3.8 and 3.9, entitled Lobsters and Shellfish, respectively.

During the year, a total of 11 fish samples were collected. The fish species available from Station FH-03 (indicator station) and Station FH-53 (control station) were dominated by Winter Flounder which are bottom dwelling species. Two samples of cunner fish were also collected from Station FH-19 (Hampton Bay in the area of the plant's discharge), as well as one sample of Longhorn Sculpin from FH-03.

A gamma analysis was performed on the edible portion of each sample collected. In 2012, the only radionuclides detected were naturally occurring K-40 (all samples) and TI-208 in one control sample. Table 3.7-1 summarizes the results for radionuclides in fish. Similar to past years, no plant-related radionuclides were detected in any samples. As a result, no increasing or decreasing trends were observed. Subsequently, there is no dose to the public or impact to the environment through this pathway due to plant operations. This is consistent with previous years of plant operations, as well as the pre-operational program.

In addition to the required program for fish as defined in the ODCM, the Station attempted to collect a local fish species (cunner fish) that resides in the upper regions of the water column using an alternate collection method from that used for the more prevalent bottom species. For 2012, two cunner samples were collected from Hampton Bay in the same area as shell-fish collections at MU-06. The results are listed in Attachment 1 as laboratory numbers 310750003 (08/21/2012) and 315945003 (11/06/2012). No plant radionuclides were detected in the cunner fish samples, with only naturally occurring K-40 being found.

The result for the single sample represented by Longhorn Sculpin can be found in Attachment 1 as laboratory number 311644001 on 09/12/2012. Only naturally occurring K-40 was detected in the sample.

The REMP Summary Table 3.7-1 also lists the range of analysis results by radionuclide for Indicator and Control Stations for all fish environmental media. Attachment 1 to this report lists the individual analysis results for each measurement of fish under the Sample Type code FH.

Any sample collection and analysis deviations from the ODCM required program, or reportable concentrations that may have occurred during the year are described in Section 5.



**Table 3.7-1**  
**Radiological Environmental Monitoring Program Summary**  
**Seabrook Nuclear Power Station, Seabrook, NH**  
**(January - December 2012)**

**MEDIUM: Fish (FH)    UNITS: pCi/kg**

Radionuclides (No. Analyses) (Non-Routine*)	Required LLD	Indicator Stations	Station With Highest Mean		Control Stations
		Mean Range (No. Detected**)	Station	Mean Range (No. Detected**)	Mean Range (No. Detected**)
Be-7 (11) (0)		6.5E 0 ( -1.7 - 2.0)E 1 (0/ 7)	19	1.2E 1 ( 4.1 - 20.2)E 0 (0/ 2)	-9.8E 0 ( -4.3 - 1.2)E 1 (0/ 4)
K-40 (11) (0)		3.0E 3 ( 2.1 - 3.5)E 3 (7/ 7)	53	3.5E 3 ( 2.8 - 3.8)E 3 (4/ 4)	3.5E 3 ( 2.8 - 3.8)E 3 (4/ 4)
Cr-51 (11) (0)		-1.0E 1 ( -8.5 - 4.5)E 1 (0/ 7)	53	2.9E 1 ( -6.3 - 109.0)E 0 (0/ 4)	2.9E 1 ( -6.3 - 109.0)E 0 (0/ 4)
Mn-54 (11) (0)	130	2.3E 0 ( -1.8 - 71.0)E -1 (0/ 7)	03	2.5E 0 ( 5.8 - 710.0)E -2 (0/ 5)	5.9E -1 ( -9.0 - 25.2)E -1 (0/ 4)
Co-57 (11) (0)		9.9E -1 ( -3.0 - 24.6)E -1 (0/ 7)	53	2.9E 0 ( 5.5 - 81.2)E -1 (0/ 4)	2.9E 0 ( 5.5 - 81.2)E -1 (0/ 4)
Co-58 (11) (0)	130	2.0E -1 ( -2.1 - 3.2)E 0 (0/ 7)	19	1.3E 0 ( -5.5 - 31.8)E -1 (0/ 2)	-2.3E 0 ( -8.2 - 0.2)E 0 (0/ 4)
Fe-59 (11) (0)	260	-4.0E 0 ( -1.0 - 0.7)E 1 (0/ 7)	19	1.9E 0 ( -2.8 - 6.5)E 0 (0/ 2)	-7.9E 0 ( -3.4 - 0.4)E 1 (0/ 4)
Co-60 (11) (0)	130	6.0E -1 ( -5.3 - 8.9)E 0 (0/ 7)	19	2.8E 0 ( -3.4 - 8.9)E 0 (0/ 2)	7.2E -1 ( -3.7 - 15.6)E -1 (0/ 4)
Zn-65 (11) (0)	260	-8.0E 0 ( -2.5 - 0.0)E 1 (0/ 7)	19	-2.0E 0 ( -3.7 - -0.4)E 0 (0/ 2)	-7.0E 0 ( -1.6 - 0.4)E 1 (0/ 4)
Se-75 (11) (0)		-3.4E -1 ( -4.8 - 4.4)E 0 (0/ 7)	03	1.4E -1 ( -4.8 - 4.4)E 0 (0/ 5)	-1.8E 0 ( -5.2 - 0.7)E 0 (0/ 4)
Nb-95 (11) (0)		3.9E 0 ( 4.7 - 107.0)E -1 (0/ 7)	53	6.1E 0 ( -6.9 - 211.0)E -1 (0/ 4)	6.1E 0 ( -6.9 - 211.0)E -1 (0/ 4)
Zr-95 (11) (0)		3.1E 0 ( -7.3 - 13.0)E 0 (0/ 7)	19	9.0E 0 ( 5.1 - 13.0)E 0 (0/ 2)	-4.6E 0 ( -1.6 - 0.0)E 1 (0/ 4)
Ru-103 (11) (0)		-3.3E -1 ( -1.8 - 1.8)E 0 (0/ 7)	53	2.0E 0 ( -1.5 - 8.0)E 0 (0/ 4)	2.0E 0 ( -1.5 - 8.0)E 0 (0/ 4)

\* Non-Routine refers to those radionuclides that exceeded the Reporting Levels in ODCM Table A.9.1-3.

\*\* The fraction of detectable measurements (i.e., > MDC with no uncertain identification) is shown in parentheses.

**Table 3.7-1 (Continued)**  
**Radiological Environmental Monitoring Program Summary**  
**Seabrook Nuclear Power Station, Seabrook, NH**  
**(January - December 2012)**

**MEDIUM: Fish (FH)      UNITS: pCi/kg**

Radionuclides (No. Analyses) (Non-Routine*)	Required LLD	Indicator Stations	Station With Highest Mean		Control Stations
		Mean Range (No. Detected**)	Station	Mean Range (No. Detected**)	Mean Range (No. Detected**)
Ru-106 (11) (0)		7.6E -1 ( -1.5 - 4.4)E 1 (0/ 7)	53	6.6E 1 ( -3.1 - 267.0)E 0 (0/ 4)	6.6E 1 ( -3.1 - 267.0)E 0 (0/ 4)
Ag-108m (11) (0)		-6.7E -1 ( -1.8 - 2.0)E 0 (0/ 7)	03	-5.0E -1 ( -1.5 - 2.0)E 0 (0/ 5)	-3.6E 0 ( -1.1 - 0.0)E 1 (0/ 4)
Ag-110m (11) (0)		-4.5E 0 ( -1.1 - -0.1)E 1 (0/ 7)	53	-1.6E 0 ( -5.2 - 1.7)E 0 (0/ 4)	-1.6E 0 ( -5.2 - 1.7)E 0 (0/ 4)
Sb-124 (11) (0)		-3.4E 0 ( -1.7 - 0.4)E 1 (0/ 7)	03	-2.1E 0 ( -1.7 - 0.3)E 1 (0/ 5)	-8.6E 0 ( -3.1 - -0.1)E 1 (0/ 4)
Sb-125 (11) (0)		4.6E -1 ( -3.6 - 4.5)E 0 (0/ 7)	03	2.0E 0 ( -1.2 - 4.5)E 0 (0/ 5)	-3.6E 0 ( -1.8 - 0.4)E 1 (0/ 4)
I-131 (11) (0)		-2.9E 0 ( -4.2 - 2.5)E 1 (0/ 7)	53	1.2E 1 ( -1.2 - 6.0)E 1 (0/ 4)	1.2E 1 ( -1.2 - 6.0)E 1 (0/ 4)
Cs-134 (11) (0)	130	1.6E 0 ( -2.0 - 10.0)E 0 (0/ 7)	53	5.2E 0 ( -8.7 - 213.0)E -1 (0/ 4)	5.2E 0 ( -8.7 - 213.0)E -1 (0/ 4)
Cs-137 (11) (0)	150	4.6E 0 ( -4.2 - 122.0)E -1 (0/ 7)	03	5.9E 0 ( -2.7 - 1220.0)E -2 (0/ 5)	1.5E 0 ( -2.9 - 3.5)E 0 (0/ 4)
Ba-140 (11) (0)		1.5E -1 ( -1.3 - 3.8)E 1 (0/ 7)	19	1.5E 1 ( -7.5 - 37.5)E 0 (0/ 2)	9.1E 0 ( -1.3 - 4.6)E 1 (0/ 4)
La-140 (11) (0)		-4.1E 0 ( -7.5 - 0.1)E 0 (0/ 7)	53	9.1E 0 ( -1.3 - 4.6)E 1 (0/ 4)	9.1E 0 ( -1.3 - 4.6)E 1 (0/ 4)
Ce-141 (11) (0)		3.5E 0 ( -1.5 - 2.5)E 1 (0/ 7)	03	8.5E 0 ( 4.0 - 24.5)E 0 (0/ 5)	3.3E 0 ( -9.1 - 25.2)E 0 (0/ 4)
Ce-144 (11) (0)		7.5E 0 ( -7.2 - 32.1)E 0 (0/ 7)	53	2.0E 1 ( -7.4 - 85.8)E 0 (0/ 4)	2.0E 1 ( -7.4 - 85.8)E 0 (0/ 4)
Tl-208 (11) (0)		-8.3E -1 ( -2.4 - 1.3)E 1 (0/ 7)	19	3.6E 0 ( 1.0 - 6.2)E 0 (0/ 2)	-2.9E 0 ( -1.9 - 0.5)E 1 (1/ 4)

\* Non-Routine refers to those radionuclides that exceeded the Reporting Levels in ODCM Table A.9.1-3.

\*\* The fraction of detectable measurements (i.e., > MDC with no uncertain identification) is shown in parentheses.

**Table 3.7-1 (Continued)**  
**Radiological Environmental Monitoring Program Summary**  
**Seabrook Nuclear Power Station, Seabrook, NH**  
**(January - December 2012)**

**MEDIUM: Fish (FH)    UNITS: pCi/kg**

Radionuclides (No. Analyses) (Non-Routine*)	Required LLD	Indicator Stations	Station With Highest Mean		Control Stations
		Mean Range (No. Detected**)	Station	Mean Range (No. Detected**)	Mean Range (No. Detected**)
Pb-212    (11) (0)		3.8E 0 ( -6.3 - 22.6)E 0 (0/ 7)	53	6.6E 0 ( 1.8 - 20.1)E 0 (0/ 4)	6.6E 0 ( 1.8 - 20.1)E 0 (0/ 4)
Pb-214    (11) (0)		-6.5E 0 ( -2.3 - 1.7)E 1 (0/ 7)	53	1.7E 1 ( -6.7 - 72.7)E 0 (0/ 4)	1.7E 1 ( -6.7 - 72.7)E 0 (0/ 4)
Bi-214    (11) (0)		-8.4E 0 ( -2.4 - 0.6)E 1 (0/ 7)	03	-5.7E 0 ( -2.1 - 0.6)E 1 (0/ 5)	-1.4E 1 ( -4.9 - 0.3)E 1 (0/ 4)
Ra-226    (11) (0)		-8.4E 0 ( -2.4 - 0.6)E 1 (0/ 7)	03	-5.7E 0 ( -2.1 - 0.6)E 1 (0/ 5)	-1.4E 1 ( -4.9 - 0.3)E 1 (0/ 4)
Ac-228    (11) (0)		-4.5E 0 ( -5.7 - 2.7)E 1 (0/ 7)	53	2.9E 1 ( 1.9 - 63200.0)E-3 (0/ 4)	2.9E 1 (1.9 - 63200.0)E-3 (0/ 4)
Th-228    (11) (0)		3.8E 0 ( -6.3 - 22.6)E 0 (0/ 7)	53	6.6E 0 ( 1.8 - 20.1)E 0 (0/ 4)	6.6E 0 ( 1.8 - 20.1)E 0 (0/ 4)
Th-230    (11) (0)		-8.4E 0 ( -2.4 - 0.6)E 1 (0/ 7)	03	-5.7E 0 ( -2.1 - 0.6)E 1 (0/ 5)	-1.4E 1 ( -4.9 - 0.3)E 1 (0/ 4)

\* Non-Routine refers to those radionuclides that exceeded the Reporting Levels in ODCM Table A.9.1-3.

\*\* The fraction of detectable measurements (i.e., > MDC with no uncertain identification) is shown in parentheses.

### 3.8 Lobsters

Semiannual fish and invertebrate samples were required from two locations. This section provides the results for one type of invertebrate – *Homarus americanus* (American lobsters) which is an important commercial food species from local waters. Samples were collected from two locations semiannually. Lobsters (HA) were collected from an indicator location near the discharge (HA-04) and from a control location (HA-54) within Ipswich Bay. A total of four samples were collected for the year. Fish and shellfish results may be found in Sections 3.7 and 3.9, respectively.

A gamma analysis was performed on each sample. The only radionuclides detected in lobster samples in 2012 were naturally occurring K-40 (all samples), Pb-214 (1 sample), Bi-214 (1 sample), Ra-226 (1 sample) and Th-230 (1 sample). Similar to past years, no plant-related radionuclides were detected in any sample. Therefore, no increasing or decreasing trends were observed. Consequently, there is no dose to the public or impact to the environment from this pathway due to plant operations. This is consistent with previous years as well as the pre-operational program.

The REMP Summary Table 3.8-1 also lists the range of analysis results by radionuclide for Indicator and Control Stations for all lobster samples. Attachment 1 to this report lists the individual analysis results for each measurement of lobsters under the Sample Type code HA.

Any sample collection and analysis deviations from the ODCM required program, or reportable concentrations that may have occurred during the year are described in Section 5.

**Table 3.8-1**  
**Radiological Environmental Monitoring Program Summary**  
**Seabrook Nuclear Power Station, Seabrook, NH**  
**(January - December 2012)**

**MEDIUM: American Lobster (HA)      UNITS: pCi/kg**

Radionuclides (No. Analyses) (Non-Routine*)	Required LLD	Indicator Stations	Station With Highest Mean		Control Stations
		Mean Range (No. Detected**)	Station	Mean Range (No. Detected**)	Mean Range (No. Detected**)
Be-7 (4) (0)		7.6E 0 ( 6.5 - 8.6)E 0 (0/ 2)	04	7.6E 0 ( 6.5 - 8.6)E 0 (0/ 2)	5.6E 0 ( 3.8 - 7.4)E 0 (0/ 2)
K-40 (4) (0)		2.2E 3 ( 2.2 - 2.2)E 3 (2/ 2)	04	2.2E 3 ( 2.2 - 2.2)E 3 (2/ 2)	2.2E 3 ( 2.0 - 2.4)E 3 (2/ 2)
Cr-51 (4) (0)		1.0E 1 ( -6.2 - 2040.0)E -2 (0/ 2)	04	1.0E 1 ( -6.2 - 2040.0)E -2 (0/ 2)	-1.5E 1 ( -2.9 - -0.1)E 1 (0/ 2)
Mn-54 (4) (0)	130	2.6E 0 ( -4.4 - 56.6)E -1 (0/ 2)	04	2.6E 0 ( -4.4 - 56.6)E -1 (0/ 2)	2.1E 0 ( 4.8 - 37.1)E -1 (0/ 2)
Co-57 (4) (0)		6.7E -1 ( -1.2 - 14.6)E -1 (0/ 2)	04	6.7E -1 ( -1.2 - 14.6)E -1 (0/ 2)	-6.6E -1 ( -1.8 - 0.4)E 0 (0/ 2)
Co-58 (4) (0)	130	-1.3E 0 ( -1.3 - -1.3)E 0 (0/ 2)	54	-2.9E -1 ( -6.1 - 0.4)E -1 (0/ 2)	-2.9E -1 ( -6.1 - 0.4)E -1 (0/ 2)
Fe-59 (4) (0)	260	7.1E 0 ( 4.2 - 9.9)E 0 (0/ 2)	04	7.1E 0 ( 4.2 - 9.9)E 0 (0/ 2)	2.1E 0 ( 2.8 - 38.7)E -1 (0/ 2)
Co-60 (4) (0)	130	1.4E -1 ( -5.5 - 33.3)E -2 (0/ 2)	54	3.3E 0 ( 8.7 - 643.0)E -2 (0/ 2)	3.3E 0 ( 8.7 - 643.0)E -2 (0/ 2)
Zn-65 (4) (0)	260	-1.4E 1 ( -2.1 - -0.7)E 1 (0/ 2)	54	-3.0E 0 ( -3.6 - -2.5)E 0 (0/ 2)	-3.0E 0 ( -3.6 - -2.5)E 0 (0/ 2)
Se-75 (4) (0)		-2.3E -1 ( -3.0 - -1.5)E -1 (0/ 2)	54	2.9E 0 ( 9.6 - 573.0)E -2 (0/ 2)	2.9E 0 ( 9.6 - 573.0)E -2 (0/ 2)
Nb-95 (4) (0)		5.7E 0 ( 1.5 - 9.9)E 0 (0/ 2)	04	5.7E 0 ( 1.5 - 9.9)E 0 (0/ 2)	-4.7E 0 ( -8.7 - -0.7)E 0 (0/ 2)
Zr-95 (4) (0)		-1.6E 0 ( -3.4 - 0.2)E 0 (0/ 2)	54	2.3E 0 ( -3.2 - 7.8)E 0 (0/ 2)	2.3E 0 ( -3.2 - 7.8)E 0 (0/ 2)
Ru-103 (4) (0)		-2.1E 0 ( -3.9 - -0.3)E 0 (0/ 2)	54	-6.8E -1 ( -2.3 - 1.0)E 0 (0/ 2)	-6.8E -1 ( -2.3 - 1.0)E 0 (0/ 2)

\* Non-Routine refers to those radionuclides that exceeded the Reporting Levels in ODCM Table A.9.1-3.

\*\* The fraction of detectable measurements (i.e., > MDC with no uncertain identification) is shown in parentheses.



**Table 3.8-1 (Continued)**  
**Radiological Environmental Monitoring Program Summary**  
**Seabrook Nuclear Power Station, Seabrook, NH**  
**(January - December 2012)**

**MEDIUM: American Lobster (HA)    UNITS: pCi/kg**

Radionuclides (No. Analyses) (Non-Routine*)	Required LLD	Indicator Stations	Station With Highest Mean		Control Stations
		Mean Range (No. Detected**)	Station	Mean Range (No. Detected**)	Mean Range (No. Detected**)
Ru-106 (4) (0)		-3.9E 0 ( -1.4 - 0.6)E 1 (0/ 2)	54	-8.5E -2 ( -4.4 - 4.2)E 0 (0/ 2)	-8.5E -2 ( -4.4 - 4.2)E 0 (0/ 2)
Ag-108m (4) (0)		1.7E -1 ( -3.3 - 6.7)E -1 (0/ 2)	54	1.2E 0 ( 7.7 - 16.3)E -1 (0/ 2)	1.2E 0 ( 7.7 - 16.3)E -1 (0/ 2)
Ag-110m (4) (0)		-6.0E -1 ( -9.1 - -3.0)E -1 (0/ 2)	54	-4.4E -1 ( -6.1 - -2.7)E -1 (0/ 2)	-4.4E -1 ( -6.1 - -2.7)E -1 (0/ 2)
Sb-124 (4) (0)		1.5E 0 ( -1.8 - 4.8)E 0 (0/ 2)	04	1.5E 0 ( -1.8 - 4.8)E 0 (0/ 2)	9.9E -1 ( 3.0 - 16.9)E -1 (0/ 2)
Sb-125 (4) (0)		-3.4E 0 ( -4.9 - -1.9)E 0 (0/ 2)	54	5.8E -1 ( -2.8 - 4.0)E 0 (0/ 2)	5.8E -1 ( -2.8 - 4.0)E 0 (0/ 2)
I-131 (4) (0)		-5.9E 0 ( -1.4 - 0.2)E 1 (0/ 2)	54	3.8E 0 ( 2.0 - 5.6)E 0 (0/ 2)	3.8E 0 ( 2.0 - 5.6)E 0 (0/ 2)
Cs-134 (4) (0)	130	1.4E 0 ( 9.7 - 19.0)E -1 (0/ 2)	04	1.4E 0 ( 9.7 - 19.0)E -1 (0/ 2)	-8.3E -2 ( -7.1 - 5.5)E -1 (0/ 2)
Cs-137 (4) (0)	150	-1.4E 0 ( -4.1 - 1.3)E 0 (0/ 2)	54	1.6E 0 ( 9.7 - 21.6)E -1 (0/ 2)	1.6E 0 ( 9.7 - 21.6)E -1 (0/ 2)
Ba-140 (4) (0)		-7.5E -2 ( -2.5 - 2.4)E 0 (0/ 2)	04	-7.5E -2 ( -2.5 - 2.4)E 0 (0/ 2)	-9.5E 0 ( -1.6 - -0.3)E 1 (0/ 2)
La-140 (4) (0)		-2.1E 0 ( -2.5 - -1.6)E 0 (0/ 2)	04	-2.1E 0 ( -2.5 - -1.6)E 0 (0/ 2)	-9.3E 0 ( -1.6 - -0.3)E 1 (0/ 2)
Ce-141 (4) (0)		-7.1E 0 ( -8.9 - -5.3)E 0 (0/ 2)	54	4.0E 0 ( 3.9 - 4.2)E 0 (0/ 2)	4.0E 0 ( 3.9 - 4.2)E 0 (0/ 2)
Ce-144 (4) (0)		-8.6E 0 ( -1.8 - 0.1)E 1 (0/ 2)	54	-3.7E 0 ( -1.2 - 0.5)E 1 (0/ 2)	-3.7E 0 ( -1.2 - 0.5)E 1 (0/ 2)
Tl-208 (4) (0)		4.0E 0 ( 1.4 - 6.7)E 0 (0/ 2)	04	4.0E 0 ( 1.4 - 6.7)E 0 (0/ 2)	-2.8E 0 ( -3.4 - -2.3)E 0 (0/ 2)

\* Non-Routine refers to those radionuclides that exceeded the Reporting Levels in ODCM Table A.9.1-3.

\*\* The fraction of detectable measurements (i.e., > MDC with no uncertain identification) is shown in parentheses.

**Table 3.8-1 (Continued)**  
**Radiological Environmental Monitoring Program Summary**  
**Seabrook Nuclear Power Station, Seabrook, NH**  
**(January - December 2012)**

**MEDIUM: American Lobster (HA)    UNITS: pCi/kg**

Radionuclides (No. Analyses) (Non-Routine*)	Required LLD	Indicator Stations	Station	Station With Highest Mean	Control Stations
		Mean Range (No. Detected**)		Mean Range (No. Detected**)	Mean Range (No. Detected**)
Pb-212 (4) (0)		-6.9E 0 ( -1.0 - -0.3)E 1 (0/ 2)	54	-1.1E -1 ( -4.3 - 4.1)E 0 (0/ 2)	-1.1E -1 ( -4.3 - 4.1)E 0 (0/ 2)
Pb-214 (4) (0)		1.2E 1 ( -7.7 - 31.0)E 0 (0/ 2)	54	3.0E 1 ( 2.8 - 57.6)E 0 (1/ 2)	3.0E 1 ( 2.8 - 57.6)E 0 (1/ 2)
Bi-214 (4) (0)		2.0E 1 ( -3.2 - 42.3)E 0 (0/ 2)	54	5.1E 1 ( -2.2 - 105.0)E 0 (1/ 2)	5.1E 1 ( -2.2 - 105.0)E 0 (1/ 2)
Ra-226 (4) (0)		2.0E 1 ( -3.2 - 42.3)E 0 (0/ 2)	54	5.1E 1 ( -2.2 - 105.0)E 0 (1/ 2)	5.1E 1 ( -2.2 - 105.0)E 0 (1/ 2)
Ac-228 (4) (0)		-1.8E 0 ( -1.1 - 0.8)E 1 (0/ 2)	54	1.3E 1 ( 1.1 - 1.5)E 1 (0/ 2)	1.3E 1 ( 1.1 - 1.5)E 1 (0/ 2)
Th-228 (4) (0)		-6.9E 0 ( -1.0 - -0.3)E 1 (0/ 2)	54	-1.1E -1 ( -4.3 - 4.1)E 0 (0/ 2)	-1.1E -1 ( -4.3 - 4.1)E 0 (0/ 2)
Th-230 (4) (0)		2.0E 1 ( -3.2 - 42.3)E 0 (0/ 2)	54	5.1E 1 ( -2.2 - 105.0)E 0 (1/ 2)	5.1E 1 ( -2.2 - 105.0)E 0 (1/ 2)

\* Non-Routine refers to those radionuclides that exceeded the Reporting Levels in ODCM Table A.9.1-3.

\*\* The fraction of detectable measurements (i.e., > MDC with no uncertain identification) is shown in parentheses.

### 3.9 Shellfish

Semiannual fish and invertebrate samples are required by the ODCM from two locations. This section provides the results for shellfish (MU) samples only. In 2012, four locations (two indicators and two controls) were included in the sample collections. Fish and lobster results may be found in the Sections 3.7 and 3.8, entitled Fish and Lobsters, respectively.

During the year there were two species of mussels (MU) harvested for analysis. *Modiolus* (horse mussels) were collected by divers from near the discharge outfall (indicator station MU-06) and from Ipswich Bay (control MU-56). *Mytilus* (blue mussels) were collected from the intertidal areas of Hampton Harbor (indicator MU-09) and Plum Island (control MU-59). A total of eight samples were collected in 2012 and analyzed for radioactivity in the edible portion or meat of the shellfish.

The only radionuclides detected in edible shellfish body samples in 2012 were naturally occurring K-40 (8 out of 8 edible portion samples) and Be-7 in two samples from the control stations. Similar to past years, no plant-related gamma emitting radionuclides were detected in any sample. Therefore, no increasing or decreasing trends were observed. Consequently, there is no dose to the public or impact to the environment from this pathway due to plant operations. This is consistent with the pre-operational program and with previous years of plant operations.

Additional analyses were conducted on the May and November shellfish collections from both indicator (MS-06) and control (MS-56) locations. Mussel shells (MS) were analyzed for Strontium 89 and 90 (four samples) to see if there was any indication of strontium uptake into the shell. For 2012, no Sr-89/90 was detected in any sample. For the November shell samples from the indicator and control locations, gamma spectroscopy analyses were also performed with no plant related radionuclides detected. However, naturally occurring radionuclides detected above the analyses MDC values included K-40, TI-208, Pb-212, Pb-214, Bi-214, Ra-226, Ac-228, Th-228 and Th-230. No shell analyses are required by the REMP as defined in the ODCM.

The REMP Summary Table 3.9-1 (mussel bodies) and Table 3.9-2 (mussel shells) list the range of analysis results by radionuclide for Indicator and Control Stations for all shellfish samples. Attachment 1 to this report lists the individual analysis results for each measurement of shellfish under the Sample Type code MU for the edible portions and MS for shells only.

Any sample collection and analysis deviations from the ODCM required program, or reportable concentrations that may have occurred during the year, are described in Section 5.

**Table 3.9-1**  
**Radiological Environmental Monitoring Program Summary**  
**Seabrook Nuclear Power Station, Seabrook, NH**  
**(January - December 2012)**

**MEDIUM: Mussel Body (MU)    UNITS: pCi/kg**

Radionuclides (No. Analyses) (Non-Routine*)	Required LLD	Indicator Stations	Station With Highest Mean		Control Stations
		Mean Range (No. Detected**)	Station	Mean Range (No. Detected**)	Mean Range (No. Detected**)
Be-7 (8) (0)		2.3E 1 ( 1.0 - 3.3)E 1 (0/ 4)	59	4.9E 1 ( 1.9 - 8.0)E 1 (1/ 2)	4.1E 1 ( 1.9 - 8.0)E 1 (2/ 4)
K-40 (8) (0)		1.2E 3 ( 8.8 - 15.1)E 2 (4/ 4)	56	1.5E 3 ( 1.3 - 1.8)E 3 (2/ 2)	1.4E 3 ( 1.0 - 1.8)E 3 (4/ 4)
Cr-51 (8) (0)		5.1E 0 ( -6.6 - 25.0)E 0 (0/ 4)	06	1.5E 1 ( 4.2 - 25.0)E 0 (0/ 2)	5.0E 0 ( -1.5 - 1.9)E 1 (0/ 4)
Mn-54 (8) (0)	130	4.1E -1 ( -1.4 - 2.1)E 0 (0/ 4)	09	1.0E 0 ( -4.5 - 213.0)E -2 (0/ 2)	-1.1E 0 ( -2.0 - 0.0)E 0 (0/ 4)
Co-57 (8) (0)		1.7E -1 ( -1.9 - 2.0)E 0 (0/ 4)	59	1.1E 0 ( -9.4 - 31.4)E -1 (0/ 2)	1.1E 0 ( -9.4 - 31.4)E -1 (0/ 4)
Co-58 (8) (0)	130	-7.9E -1 ( -1.1 - -0.3)E 0 (0/ 4)	56	2.0E 0 ( 1.0 - 2.9)E 0 (0/ 2)	1.4E 0 ( 3.9 - 28.8)E -1 (0/ 4)
Fe-59 (8) (0)	260	-1.7E -1 ( -4.4 - 4.8)E 0 (0/ 4)	59	4.3E -1 ( -8.5 - 17.0)E -1 (0/ 2)	-8.7E -1 ( -2.4 - 1.7)E 0 (0/ 4)
Co-60 (8) (0)	130	3.1E 0 ( 7.2 - 76.1)E -1 (0/ 4)	06	4.8E 0 ( 1.9 - 7.6)E 0 (0/ 2)	9.8E -1 ( -2.4 - 6.8)E 0 (0/ 4)
Zn-65 (8) (0)	260	-5.5E 0 ( -8.8 - -3.5)E 0 (0/ 4)	59	-3.2E 0 ( -6.0 - -0.4)E 0 (0/ 2)	-5.2E 0 ( -8.1 - -0.4)E 0 (0/ 4)
Se-75 (8) (0)		-1.1E 0 ( -2.9 - 2.0)E 0 (0/ 4)	06	1.5E -1 ( -1.8 - 2.0)E 0 (0/ 2)	-6.9E -1 ( -2.1 - 0.4)E 0 (0/ 4)
Nb-95 (8) (0)		1.7E 0 ( -1.7 - 6.2)E 0 (0/ 4)	56	4.6E 0 ( 2.2 - 7.0)E 0 (0/ 2)	2.7E 0 ( -6.3 - 70.0)E -1 (0/ 4)
Zr-95 (8) (0)		1.0E -1 ( -2.5 - 1.6)E 0 (0/ 4)	59	1.8E 0 ( 5.1 - 30.2)E -1 (0/ 2)	1.2E 0 ( -6.0 - 7.1)E 0 (0/ 4)
Ru-103 (8) (0)		-2.9E -1 ( -1.4 - 0.7)E 0 (0/ 4)	59	1.7E 0 ( -4.4 - 39.1)E -1 (0/ 2)	7.5E -1 ( -1.9 - 3.9)E 0 (0/ 4)

\* Non-Routine refers to those radionuclides that exceeded the Reporting Levels in ODCM Table A.9.1-3.

\*\* The fraction of detectable measurements (i.e., > MDC with no uncertain identification) is shown in parentheses.

**Table 3.9-1 (Continued)**  
**Radiological Environmental Monitoring Program Summary**  
**Seabrook Nuclear Power Station, Seabrook, NH**  
**(January - December 2012)**

**MEDIUM: Mussel Body (MU)    UNITS: pCi/kg**

Radionuclides (No. Analyses) (Non-Routine*)	Required LLD	Indicator Stations	Station With Highest Mean		Control Stations
		Mean Range (No. Detected**)	Station	Mean Range (No. Detected**)	Mean Range (No. Detected**)
Ru-106 (8) (0)		-5.1E 0 ( -3.1 - 1.2)E 1 (0/ 4)	09	-9.5E -1 ( -1.3 - 1.1)E 1 (0/ 2)	-4.6E 0 ( -1.2 - 0.5)E 1 (0/ 4)
Ag-108m (8) (0)		-3.3E -1 ( -1.2 - 0.6)E 0 (0/ 4)	09	1.4E -1 ( -3.1 - 5.8)E -1 (0/ 2)	-4.4E -1 ( -2.2 - 0.8)E 0 (0/ 4)
Ag-110m (8) (0)		-1.6E 0 ( -2.8 - -0.7)E 0 (0/ 4)	59	1.3E 0 ( -8.5 - 34.8)E -1 (0/ 2)	1.3E -1 ( -2.0 - 3.5)E 0 (0/ 4)
Sb-124 (8) (0)		-2.1E 0 ( -6.7 - 2.0)E 0 (0/ 4)	06	-1.8E 0 ( -3.3 - -0.3)E 0 (0/ 2)	-6.7E 0 ( -1.5 - 0.2)E 1 (0/ 4)
Sb-125 (8) (0)		8.3E -1 ( -2.7 - 6.7)E 0 (0/ 4)	09	2.3E 0 ( -2.0 - 6.7)E 0 (0/ 2)	-4.3E 0 ( -1.1 - -0.1)E 1 (0/ 4)
I-131 (8) (0)		-3.2E 0 ( -8.0 - -0.7)E 0 (0/ 4)	09	-2.0E 0 ( -3.3 - -0.7)E 0 (0/ 2)	-5.7E 0 ( -8.4 - -4.1)E 0 (0/ 4)
Cs-134 (8) (0)	130	1.8E 0 ( 6.4 - 36.5)E -1 (0/ 4)	59	2.9E 0 ( 2.5 - 3.4)E 0 (0/ 2)	2.4E 0 ( 7.7 - 33.9)E -1 (0/ 4)
Cs-137 (8) (0)	150	-1.4E 0 ( -2.2 - -0.6)E 0 (0/ 4)	56	1.8E 0 ( 1.3 - 2.3)E 0 (0/ 2)	1.2E 0 ( 2.2 - 23.2)E -1 (0/ 4)
Ba-140 (8) (0)		8.7E 0 ( -2.9 - 26.0)E 0 (0/ 4)	06	1.3E 1 ( -8.6 - 2600.0)E -2 (0/ 2)	-5.5E -1 ( -2.9 - 5.1)E 0 (0/ 4)
La-140 (8) (0)		-2.3E 0 ( -4.7 - -0.1)E 0 (0/ 4)	56	3.2E 0 ( 1.3 - 5.1)E 0 (0/ 2)	-1.7E 0 ( -1.1 - 0.5)E 1 (0/ 4)
Ce-141 (8) (0)		1.6E 0 ( -4.4 - 5.3)E 0 (0/ 4)	59	3.4E 0 ( -2.8 - 71.3)E -1 (0/ 2)	2.7E 0 ( -2.8 - 71.3)E -1 (0/ 4)
Ce-144 (8) (0)		-4.6E -1 ( -8.2 - 5.7)E 0 (0/ 4)	59	1.6E 1 ( 5.4 - 25.9)E 0 (0/ 2)	9.0E 0 ( 2.2 - 25.9)E 0 (0/ 4)
Tl-208 (8) (0)		3.2E -1 ( -3.3 - 2.7)E 0 (0/ 4)	56	4.6E 0 ( 2.3 - 6.9)E 0 (0/ 2)	6.1E -1 ( -4.3 - 6.9)E 0 (0/ 4)

\* Non-Routine refers to those radionuclides that exceeded the Reporting Levels in ODCM Table A.9.1-3.

\*\* The fraction of detectable measurements (i.e., > MDC with no uncertain identification) is shown in parentheses.

**Table 3.9-1 (Continued)**  
**Radiological Environmental Monitoring Program Summary**  
**Seabrook Nuclear Power Station, Seabrook, NH**  
**(January - December 2012)**

**MEDIUM: Mussel Body (MU)    UNITS: pCi/kg**

Radionuclides (No. Analyses) (Non-Routine*)	Required LLD	Indicator Stations	Station	Station With Highest Mean	Control Stations
		Mean Range (No. Detected**)		Mean Range (No. Detected**)	Mean Range (No. Detected**)
Pb-212 (8) (0)		4.2E 0 ( 5.7 - 95.8)E -1 (0/ 4)	06	7.2E 0 ( 4.7 - 9.6)E 0 (0/ 2)	-8.4E -1 ( -7.3 - 4.2)E 0 (0/ 4)
Pb-214 (8) (0)		-3.1E -1 ( -9.5 - 6.8)E 0 (0/ 4)	06	5.9E 0 ( 5.1 - 6.8)E 0 (0/ 2)	1.6E 0 ( -2.0 - 6.2)E 0 (0/ 4)
Bi-214 (8) (0)		-6.3E 0 ( -2.9 - 0.4)E 1 (0/ 4)	59	1.3E 0 ( -2.3 - 4.9)E 0 (0/ 2)	-2.3E -1 ( -1.1 - 0.7)E 1 (0/ 4)
Ra-226 (8) (0)		-6.3E 0 ( -2.9 - 0.4)E 1 (0/ 4)	59	1.3E 0 ( -2.3 - 4.9)E 0 (0/ 2)	-2.3E -1 ( -1.1 - 0.7)E 1 (0/ 4)
Ac-228 (8) (0)		2.7E 0 ( -3.9 - 9.7)E 0 (0/ 4)	09	6.2E 0 ( 2.6 - 9.7)E 0 (0/ 2)	3.7E -1 ( -1.1 - 1.3)E 1 (0/ 4)
Th-228 (8) (0)		4.2E 0 ( 5.7 - 95.8)E -1 (0/ 4)	06	7.2E 0 ( 4.7 - 9.6)E 0 (0/ 2)	-8.4E -1 ( -7.3 - 4.2)E 0 (0/ 4)
Th-230 (8) (0)		-6.3E 0 ( -2.9 - 0.4)E 1 (0/ 4)	59	1.3E 0 ( -2.3 - 4.9)E 0 (0/ 2)	-2.3E -1 ( -1.1 - 0.7)E 1 (0/ 4)

\* Non-Routine refers to those radionuclides that exceeded the Reporting Levels in ODCM Table A.9.1-3.

\*\* The fraction of detectable measurements (i.e., > MDC with no uncertain identification) is shown in parentheses.



**Table 3.9-2**  
**Radiological Environmental Monitoring Program Summary**  
**Seabrook Nuclear Power Station, Seabrook, NH**  
**(January - December 2012)**

**MEDIUM: Mussel Shell (MS)      UNITS: pCi/kg**

Radionuclides (No. Analyses) (Non-Routine*)	Required LLD	Indicator Stations		Station With Highest Mean		Control Stations
		Mean Range (No. Detected**)	Station	Mean Range (No. Detected**)		Mean Range (No. Detected**)
Sr-89 (2) (0)	300	-1.1E 3 ( -20.2 - -2.1)E 2 (0/ 2)	56	-9.9E 2 ( -18.0 - -1.7)E 2 (0/ 2)		-9.9E 2 ( -18.0 - -1.7)E 2 (0/ 2)
Sr-90 (2) (0)	300	-1.2E 1 ( -1.3 - -1.0)E 2 (0/ 2)	56	3.0E 1 ( -12.2 - 6.2)E 1 (0/ 2)		3.0E 1 ( -12.2 - 6.2)E 1 (0/ 2)
Be-7 (2) (0)		1.3E 1 (0/ 1)	56	2.8E 1 (0/ 1)		2.8E 1 (0/ 1)
K-40 (2) (0)		2.6E 2 (1/ 1)	06	2.6E 2 (1/ 1)		2.2E 2 (1/ 1)
Cr-51 (2) (0)		2.6E 0 (0/ 1)	06	2.6E 0 (0/ 1)		-9.0E 0 (0/ 1)
Mn-54 (2) (0)	130	-3.0E -2 (0/ 1)	06	-3.0E -2 (0/ 1)		-1.4E -1 (0/ 1)
Co-57 (2) (0)		4.5E -1 (0/ 1)	56	6.9E -1 (0/ 1)		6.9E -1 (0/ 1)
Co-58 (2) (0)	130	-6.2E -1 (0/ 1)	06	-6.2E -1 (0/ 1)		-6.6E -1 (0/ 1)
Fe-59 (2) (0)	260	-2.9E -1 (0/ 1)	56	1.7E 0 (0/ 1)		1.7E 0 (0/ 1)
Co-60 (2) (0)	130	3.4E -1 (0/ 1)	06	3.4E -1 (0/ 1)		1.1E -1 (0/ 1)
Zn-65 (2) (0)	260	-1.7E 0 (0/ 1)	56	-4.1E -1 (0/ 1)		-4.1E -1 (0/ 1)
Se-75 (2) (0)		4.7E -1 (0/ 1)	06	4.7E -1 (0/ 1)		-3.5E -1 (0/ 1)
Nb-95 (2) (0)		-1.9E -1 (0/ 1)	56	8.6E -1 (0/ 1)		8.6E -1 (0/ 1)
Zr-95 (2) (0)		1.6E 0 (0/ 1)	56	2.1E 0 (0/ 1)		2.1E 0 (0/ 1)

\* Non-Routine refers to those radionuclides that exceeded the Reporting Levels in ODCM Table A.9.1-3.

\*\* The fraction of detectable measurements (i.e., > MDC with no uncertain identification) is shown in parentheses.

**Table 3.9-2 (Continued)**  
**Radiological Environmental Monitoring Program Summary**  
**Seabrook Nuclear Power Station, Seabrook, NH**  
**(January - December 2012)**

**MEDIUM: Mussel Shell (MS)    UNITS: pCi/kg**

Radionuclides (No. Analyses) (Non-Routine*)	Required LLD	Indicator Stations	Station With Highest Mean		Control Stations
		Mean Range (No. Detected**)	Station	Mean Range (No. Detected**)	Mean Range (No. Detected**)
Ru-103    (2) (0)		-1.0E 0	56	4.5E -1	4.5E -1
		(0/ 1)		(0/ 1)	(0/ 1)
Ru-106    (2) (0)		-8.8E 0	56	2.4E 0	2.4E 0
		(0/ 1)		(0/ 1)	(0/ 1)
Ag-108m    (2) (0)		8.9E -1	06	8.9E -1	2.1E -1
		(0/ 1)		(0/ 1)	(0/ 1)
Ag-110m    (2) (0)		5.6E -1	06	5.6E -1	-2.4E -1
		(0/ 1)		(0/ 1)	(0/ 1)
Sb-124    (2) (0)		-1.3E 0	56	-4.0E -1	-4.0E -1
		(0/ 1)		(0/ 1)	(0/ 1)
Sb-125    (2) (0)		1.9E -1	56	1.2E 0	1.2E 0
		(0/ 1)		(0/ 1)	(0/ 1)
I-131    (2) (0)		3.2E 0	06	3.2E 0	7.1E -1
		(0/ 1)		(0/ 1)	(0/ 1)
Cs-134    (2) (0)	130	7.2E -1	06	7.2E -1	-8.0E -1
		(0/ 1)		(0/ 1)	(0/ 1)
Cs-137    (2) (0)	150	7.8E -1	06	7.8E -1	3.5E -1
		(0/ 1)		(0/ 1)	(0/ 1)
Ba-140    (2) (0)		-3.4E 0	56	-1.1E 0	-1.1E 0
		(0/ 1)		(0/ 1)	(0/ 1)
La-140    (2) (0)		-1.9E 0	56	-8.8E -1	-8.8E -1
		(0/ 1)		(0/ 1)	(0/ 1)
Ce-141    (2) (0)		3.5E 0	06	3.5E 0	-4.0E -2
		(0/ 1)		(0/ 1)	(0/ 1)

\* Non-Routine refers to those radionuclides that exceeded the Reporting Levels in ODCM Table A.9.1-3.

\*\* The fraction of detectable measurements (i.e., > MDC with no uncertain identification) is shown in parentheses.

**Table 3.9-2 (Continued)**  
**Radiological Environmental Monitoring Program Summary**  
**Seabrook Nuclear Power Station, Seabrook, NH**  
**(January - December 2012)**

**MEDIUM: Mussel Shell (MS)      UNITS: pCi/kg**

Radionuclides (No. Analyses) (Non-Routine*)	Required LLD	Indicator Stations	Station With Highest Mean		Control Stations
		Mean Range (No. Detected**)	Station	Mean Range (No. Detected**)	Mean Range (No. Detected**)
Ce-144 (2) (0)		-4.2E 0 (0/ 1)	56	-4.1E 0 (0/ 1)	-4.1E 0 (0/ 1)
Tl-208 (2) (0)		7.3E 0 (1/ 1)	06	7.3E 0 (1/ 1)	5.0E 0 (1/ 1)
Pb-212 (2) (0)		1.4E 1 (1/ 1)	06	1.4E 1 (1/ 1)	1.4E 1 (1/ 1)
Pb-214 (2) (0)		3.0E 1 (1/ 1)	56	3.3E 1 (1/ 1)	3.3E 1 (1/ 1)
Bi-214 (2) (0)		3.0E 1 (1/ 1)	06	3.0E 1 (1/ 1)	2.4E 1 (1/ 1)
Ra-226 (2) (0)		3.0E 1 (1/ 1)	06	3.0E 1 (1/ 1)	2.4E 1 (1/ 1)
Ac-228 (2) (0)		3.3E 1 (1/ 1)	06	3.3E 1 (1/ 1)	2.2E 1 (0/ 1)
Th-228 (2) (0)		1.4E 1 (1/ 1)	06	1.4E 1 (1/ 1)	1.4E 1 (1/ 1)
Th-230 (2) (0)		3.0E 1 (1/ 1)	06	3.0E 1 (1/ 1)	2.4E 1 (1/ 1)

\* Non-Routine refers to those radionuclides that exceeded the Reporting Levels in ODCM Table A.9.1-3.

\*\* The fraction of detectable measurements (i.e., > MDC with no uncertain identification) is shown in parentheses.

### 3.10 Irish Moss

There is no REMP technical requirement defined in the ODCM to collect Irish Moss (algae) samples. As a supplement to the required REMP, semiannual Chondrus (Irish Moss) samples were collected from an indicator area (AL-05) near the plant discharge and a control location (AL-55) within Ipswich Bay. If plant-related radionuclides were re-concentrating in the aquatic environment, an early indication of this might be shown in this type of environmental species. Four routine samples (two indicators and two controls) were collected for the year.

A gamma analysis was performed on each sample. Naturally occurring K-40 was detected in all samples for both indicator and control stations. Other naturally occurring radionuclides detected include Be-7 (4 out of 4 samples) and Th-228 (1 out of 4 samples). With one potential exception, no plant-related radionuclides were detected in any sample from either the indicator or control stations.

One sample from the control location (AL-55) collected in November did indicate the presence of low level I-131 (33.1 pCi/kg). The control location is situated approximately 28.7 km from the plant. A review of plant effluent discharge records indicated that there was no measurable I-131 in liquid waste released from the plant in the 2012 prior to the positive detection of I-131 in the control algae sample. It is not possible, due to the distance from the plant and the lack of any detectable releases of iodine in plant effluents prior to the positive algae measurement, that the I-131 found in the control sample could have been from Seabrook Station. Previous algae sampling from the Ipswich Bay control location has also detected I-131 (May 2006, May & December 2008, and May 2009), but never coincident with any Seabrook Station releases and never with any indicator location samples from near the plant showing positive I-131. Since I-131 (8 day half-life) is also used in the medical industry for patient treatments, the washout of medical waste related I-131 into Ipswich Bay is the most likely source.

Therefore, no plant related increasing or decreasing trends were observed. Subsequently, there is no dose or impact to the environment from plant operations. This is consistent with the pre-operational program and previous years of plant operations.

The REMP Summary Table 3.10-1 list the range of analysis results by radionuclide for Indicator and Control Stations for Irish Moss samples. Attachment 1 lists the individual analysis results for each measurement of Irish Moss under the Sample Type code AL.

Any sample collection and analysis deviations from the ODCM defined program, or reportable concentrations that may have occurred during the year, are described in Section 5.

**Table 3.10-1**  
**Radiological Environmental Monitoring Program Summary**  
**Seabrook Nuclear Power Station, Seabrook, NH**  
**(January - December 2012)**

**MEDIUM: Irish Moss (AL)    UNITS: pCi/kg**

Radionuclides (No. Analyses) (Non-Routine*)	Required LLD	Indicator Stations	Station With Highest Mean		Control Stations
		Mean Range (No. Detected**)	Station	Mean Range (No. Detected**)	Mean Range (No. Detected**)
Be-7	(4) (0)	7.7E 1 ( 7.3 - 8.2)E 1 (2/ 2)	55	1.9E 2 ( 1.2 - 2.6)E 2 (2/ 2)	1.9E 2 ( 1.2 - 2.6)E 2 (2/ 2)
K-40	(4) (0)	8.6E 3 ( 8.3 - 8.9)E 3 (2/ 2)	05	8.6E 3 ( 8.3 - 8.9)E 3 (2/ 2)	8.1E 3 ( 7.0 - 9.1)E 3 (2/ 2)
Cr-51	(4) (0)	4.0E 0 ( 2.4 - 5.6)E 0 (0/ 2)	05	4.0E 0 ( 2.4 - 5.6)E 0 (0/ 2)	-1.3E 1 ( -2.4 - -0.2)E 1 (0/ 2)
Mn-54	(4) (0)	3.9E -1 ( 5.7 - 777.0)E -3 (0/ 2)	55	1.1E 0 ( 7.1 - 15.4)E -1 (0/ 2)	1.1E 0 ( 7.1 - 15.4)E -1 (0/ 2)
Co-57	(4) (0)	2.5E -1 ( -2.5 - 7.6)E -1 (0/ 2)	05	2.5E -1 ( -2.5 - 7.6)E -1 (0/ 2)	-1.5E -1 ( -1.1 - 0.7)E 0 (0/ 2)
Co-58	(4) (0)	1.9E 0 ( 8.1 - 30.0)E -1 (0/ 2)	05	1.9E 0 ( 8.1 - 30.0)E -1 (0/ 2)	-2.1E -1 ( -1.3 - 0.9)E 0 (0/ 2)
Fe-59	(4) (0)	-2.9E 0 ( -3.8 - -1.9)E 0 (0/ 2)	55	6.0E -1 ( -1.4 - 13.5)E -1 (0/ 2)	6.0E -1 ( -1.4 - 13.5)E -1 (0/ 2)
Co-60	(4) (0)	2.7E 0 ( 8.2 - 45.1)E -1 (0/ 2)	05	2.7E 0 ( 8.2 - 45.1)E -1 (0/ 2)	-5.8E -2 ( -2.9 - 1.7)E -1 (0/ 2)
Zn-65	(4) (0)	-5.1E 0 ( -7.7 - -2.5)E 0 (0/ 2)	55	7.2E -1 ( -3.6 - 18.0)E -1 (0/ 2)	7.2E -1 ( -3.6 - 18.0)E -1 (0/ 2)
Se-75	(4) (0)	1.5E 0 ( 6.8 - 23.3)E -1 (0/ 2)	05	1.5E 0 ( 6.8 - 23.3)E -1 (0/ 2)	3.8E -2 ( -2.5 - 3.3)E -1 (0/ 2)
Nb-95	(4) (0)	2.7E 0 ( 2.1 - 3.2)E 0 (0/ 2)	55	4.4E 0 ( 3.8 - 5.1)E 0 (0/ 2)	4.4E 0 ( 3.8 - 5.1)E 0 (0/ 2)
Zr-95	(4) (0)	-4.1E 0 ( -7.0 - -1.1)E 0 (0/ 2)	55	-5.0E -1 ( -5.1 - 4.1)E 0 (0/ 2)	-5.0E -1 ( -5.1 - 4.1)E 0 (0/ 2)
Ru-103	(4) (0)	1.2E 0 ( -5.6 - 28.8)E -1 (0/ 2)	05	1.2E 0 ( -5.6 - 28.8)E -1 (0/ 2)	-3.0E -1 ( -8.5 - 2.5)E -1 (0/ 2)

\* Non-Routine refers to those radionuclides that exceeded the Reporting Levels in ODCM Table A.9.1-3.

\*\* The fraction of detectable measurements (i.e., > MDC with no uncertain identification) is shown in parentheses.

**Table 3.10-1**  
**Radiological Environmental Monitoring Program Summary**  
**Seabrook Nuclear Power Station, Seabrook, NH**  
**(January - December 2012)**

**MEDIUM: Irish Moss (AL)    UNITS: pCi/kg**

Radionuclides (No. Analyses) (Non-Routine*)	Required LLD	Indicator Stations	Station With Highest Mean		Control Stations
		Mean Range (No. Detected**)	Station	Mean Range (No. Detected**)	Mean Range (No. Detected**)
Ru-106 (4) (0)		-2.7E 0 ( -2.2 - 1.7)E 1 (0/ 2)	05	-2.7E 0 ( -2.2 - 1.7)E 1 (0/ 2)	-9.7E 0 ( -1.7 - -0.2)E 1 (0/ 2)
Ag-108m (4) (0)		1.2E 0 ( 4.7 - 20.1)E -1 (0/ 2)	05	1.2E 0 ( 4.7 - 20.1)E -1 (0/ 2)	-4.1E -1 ( -2.8 - 2.0)E 0 (0/ 2)
Ag-110m (4) (0)		4.7E -1 ( 1.2 - 8.1)E -1 (0/ 2)	05	4.7E -1 ( 1.2 - 8.1)E -1 (0/ 2)	-7.2E -1 ( -4.3 - 2.9)E 0 (0/ 2)
Sb-124 (4) (0)		1.9E 0 ( -5.1 - 43.2)E -1 (0/ 2)	55	3.6E 0 ( 3.5 - 3.8)E 0 (0/ 2)	3.6E 0 ( 3.5 - 3.8)E 0 (0/ 2)
Sb-125 (4) (0)		-6.0E -2 ( -4.7 - 4.6)E 0 (0/ 2)	55	2.1E 0 ( -4.4 - 8.6)E 0 (0/ 2)	2.1E 0 ( -4.4 - 8.6)E 0 (0/ 2)
I-131 (4) (0)	60	6.0E 0 ( 5.2 - 6.8)E 0 (0/ 2)	55	2.3E 1 ( 1.3 - 3.3)E 1 (1/ 2)	2.3E 1 ( 1.3 - 3.3)E 1 (1/ 2)
Cs-134 (4) (0)	60	1.7E 0 ( 1.6 - 1.9)E 0 (0/ 2)	55	3.3E 0 ( 2.1 - 4.5)E 0 (0/ 2)	3.3E 0 ( 2.1 - 4.5)E 0 (0/ 2)
Cs-137 (4) (0)	80	2.3E 0 ( 9.0 - 37.0)E -1 (0/ 2)	05	2.3E 0 ( 9.0 - 37.0)E -1 (0/ 2)	2.3E 0 ( -3.4 - 463.0)E -2 (0/ 2)
Ba-140 (4) (0)		9.0E 0 ( 2.3 - 15.6)E 0 (0/ 2)	05	9.0E 0 ( 2.3 - 15.6)E 0 (0/ 2)	3.2E 0 ( -2.3 - 8.6)E 0 (0/ 2)
La-140 (4) (0)		6.1E -1 ( -1.1 - 2.3)E 0 (0/ 2)	05	6.1E -1 ( -1.1 - 2.3)E 0 (0/ 2)	-1.3E 0 ( -2.3 - -0.3)E 0 (0/ 2)
Ce-141 (4) (0)		4.7E -1 ( -1.1 - 2.1)E 0 (0/ 2)	05	4.7E -1 ( -1.1 - 2.1)E 0 (0/ 2)	-8.2E 0 ( -1.0 - -0.6)E 1 (0/ 2)

\* Non-Routine refers to those radionuclides that exceeded the Reporting Levels in ODCM Table A.9.1-3.

\*\* The fraction of detectable measurements (i.e., > MDC with no uncertain identification) is shown in parentheses.



**Table 3.10-1**  
**Radiological Environmental Monitoring Program Summary**  
**Seabrook Nuclear Power Station, Seabrook, NH**  
**(January - December 2012)**

**MEDIUM: Irish Moss (AL)    UNITS: pCi/kg**

Radionuclides (No. Analyses) (Non-Routine*)	Required LLD	Indicator Stations	Station With Highest Mean		Control Stations
		Mean Range (No. Detected**)	Station	Mean Range (No. Detected**)	Mean Range (No. Detected**)
Ce-144    (4) (0)		3.0E 0 ( 1.2 - 4.9)E 0 (0/ 2)	05	3.0E 0 ( 1.2 - 4.9)E 0 (0/ 2)	-1.7E 0 ( -9.5 - 6.0)E 0 (0/ 2)
Ac-228    (4) (0)		6.9E 0 ( -1.1 - 15.0)E 0 (0/ 2)	55	2.6E 1 ( 2.3 - 2.9)E 1 (0/ 2)	2.6E 1 ( 2.3 - 2.9)E 1 (0/ 2)
Th-228    (4) (0)		9.9E 0 ( 7.7 - 12.1)E 0 (0/ 2)	55	1.3E 1 ( 9.5 - 16.7)E 0 (1/ 2)	1.3E 1 ( 9.5 - 16.7)E 0 (1/ 2)

\* Non-Routine refers to those radionuclides that exceeded the Reporting Levels in ODCM Table A.9.1-3.

\*\* The fraction of detectable measurements (i.e., > MDC with no uncertain identification) is shown in parentheses.

### 3.11 Food Crop

There is no requirement for food crop or vegetation samples as long as the required milk locations are available. As noted in Section 3.3, milk sampling at the minimum required number of locations in 2012 was not possible due to the limited inventory of milk animal sites in the plant vicinity. To compensate for this, vegetation samples were collected as part of the REMP. Section 3.12 describes the alternate broad leafy vegetation (TG) collections.

In addition to the broad leafy vegetation sampling, nine food crop (TF) samples were collected from three locations listed on Table 2.0-2 (two indicator stations, TF-02 and TF-03, and one control station, TF-06) during the growing season months (June, July and August). These included strawberries in June (Lab numbers 306446001, 2, & 3), tomatoes in July (Lab numbers 308742001, 2, & 3) and a second set of tomatoes in August (Lab numbers 310217001, 2, & 3).

A gamma analysis was performed on each sample. Naturally occurring K-40 was detected in all samples for both indicator and control stations. The only other naturally occurring radionuclide detected was Be-7 (1 out of 9 samples). Similar to past years, no plant-related radionuclides were detected in any samples. Therefore, no increasing or decreasing trends are identified. Subsequently, there is no dose to the public or impact on the environment through this pathway due to plant operations. This is consistent with the pre-operational program and with previous years of plant operations.

The following REMP Summary (Table 3.11-1) lists the range of analysis results by radionuclide for indicator and control stations for the Food Crop environmental media. Attachment 1 to this report lists the individual analysis results for each measurement of Food Crops under the Sample Type code TF.

Any sample collection and analysis deviations from the ODCM defined program, or reportable concentrations that may have occurred during the year, are described in Section 5.

**Table 3.11-1**  
**Radiological Environmental Monitoring Program Summary**  
**Seabrook Nuclear Power Station, Seabrook, NH**  
**(January - December 2012)**

**MEDIUM: Food Crop (TF)      UNITS: pCi/kg**

Radionuclides (No. Analyses) (Non-Routine*)	Required LLD	Indicator Stations	Station With Highest Mean		Control Stations
		Mean Range (No. Detected**)	Station	Mean Range (No. Detected**)	Mean Range (No. Detected**)
Be-7	(9) (0)	1.3E 1 ( -3.4 - 27.8)E 0 (1/ 6)	03	1.5E 1 ( 7.1 - 27.7)E 0 (1/ 3)	1.0E 0 ( -1.1 - 1.7)E 1 (0/ 3)
K-40	(9) (0)	1.9E 3 ( 1.1 - 2.3)E 3 (6/ 6)	06	1.9E 3 ( 1.2 - 2.4)E 3 (3/ 3)	1.9E 3 ( 1.2 - 2.4)E 3 (3/ 3)
Cr-51	(9) (0)	-4.1E 0 ( -9.1 - 2.1)E 0 (0/ 6)	02	-3.6E 0 ( -7.2 - -0.1)E 0 (0/ 3)	-5.2E 0 ( -1.3 - 0.6)E 1 (0/ 3)
Mn-54	(9) (0)	2.4E -1 ( -1.1 - 1.9)E 0 (0/ 6)	03	1.0E 0 ( -1.3 - 18.6)E -1 (0/ 3)	-5.5E -1 ( -1.7 - 0.1)E 0 (0/ 3)
Co-57	(9) (0)	1.2E -1 ( -1.1 - 2.0)E 0 (0/ 6)	03	5.8E -1 ( -7.0 - 20.0)E -1 (0/ 3)	4.5E -1 ( -5.4 - 10.0)E -1 (0/ 3)
Co-58	(9) (0)	-4.8E -1 ( -1.5 - 1.0)E 0 (0/ 6)	03	-1.0E -1 ( -1.2 - 1.0)E 0 (0/ 3)	-3.6E -1 ( -9.3 - 6.0)E -1 (0/ 3)
Fe-59	(9) (0)	8.7E -1 ( -3.0 - 28.4)E -1 (0/ 6)	03	1.4E 0 ( 2.5 - 284.0)E -2 (0/ 3)	-4.7E -1 ( -1.5 - 0.2)E 0 (0/ 3)
Co-60	(9) (0)	2.3E -1 ( -1.2 - 1.6)E 0 (0/ 6)	02	7.7E -1 ( 3.2 - 16.0)E -1 (0/ 3)	4.1E -1 ( 1.9 - 6.6)E -1 (0/ 3)
Zn-65	(9) (0)	-2.0E 0 ( -6.7 - 0.1)E 0 (0/ 6)	03	-8.3E -1 ( -1.9 - 0.1)E 0 (0/ 3)	-2.4E 0 ( -4.5 - 0.0)E 0 (0/ 3)
Se-75	(9) (0)	-1.0E 0 ( -4.6 - 1.3)E 0 (0/ 6)	02	9.0E -2 ( -6.3 - 12.6)E -1 (0/ 3)	-6.2E -1 ( -2.8 - 1.3)E 0 (0/ 3)
Nb-95	(9) (0)	-1.3E -1 ( -1.0 - 2.2)E 0 (0/ 6)	06	1.5E 0 ( 1.3 - 1.6)E 0 (0/ 3)	1.5E 0 ( 1.3 - 1.6)E 0 (0/ 3)
Zr-95	(9) (0)	-4.4E -1 ( -2.2 - 1.2)E 0 (0/ 6)	03	4.0E -1 ( -7.9 - 123.0)E -2 (0/ 3)	-6.7E -1 ( -1.3 - 0.6)E 0 (0/ 3)
Ru-103	(9) (0)	-1.0E 0 ( -2.0 - -0.2)E 0 (0/ 6)	03	-6.8E -1 ( -1.1 - -0.2)E 0 (0/ 3)	-7.7E -1 ( -1.2 - -0.2)E 0 (0/ 3)

\* Non-Routine refers to those radionuclides that exceeded the Reporting Levels in ODCM Table A.9.1-3.

\*\* The fraction of detectable measurements (i.e., > MDC with no uncertain identification) is shown in parentheses.

**Table 3.11-1 (Continued)**  
**Radiological Environmental Monitoring Program Summary**  
**Seabrook Nuclear Power Station, Seabrook, NH**  
**(January - December 2012)**

**MEDIUM: Food Crop (TF)      UNITS: pCi/kg**

Radionuclides (No. Analyses) (Non-Routine*)	Required LLD	Indicator Stations	Station With Highest Mean		Control Stations
		Mean Range (No. Detected**)	Station	Mean Range (No. Detected**)	Mean Range (No. Detected**)
Ru-106 (9) (0)		-4.1E 0 ( -2.1 - 1.0)E 1 (0/ 6)	06	-2.0E 0 ( -1.5 - 0.7)E 1 (0/ 3)	-2.0E 0 ( -1.5 - 0.7)E 1 (0/ 3)
Ag-108m (9) (0)		-9.4E -1 ( -3.0 - 0.3)E 0 (0/ 6)	02	3.6E -2 ( -3.0 - 2.8)E -1 (0/ 3)	-2.8E -1 ( -1.2 - 0.8)E 0 (0/ 3)
Ag-110m (9) (0)		3.9E -2 ( -1.4 - 1.2)E 0 (0/ 6)	03	5.3E -1 ( -4.2 - 11.9)E -1 (0/ 3)	-1.8E 0 ( -3.2 - -1.0)E 0 (0/ 3)
Sb-124 (9) (0)		8.5E -1 ( -8.2 - 22.9)E -1 (0/ 6)	03	1.3E 0 ( 5.7 - 20.8)E -1 (0/ 3)	1.2E 0 ( -9.9 - 38.1)E -1 (0/ 3)
Sb-125 (9) (0)		1.3E 0 ( -1.3 - 6.4)E 0 (0/ 6)	03	3.2E 0 ( -1.1 - 6.4)E 0 (0/ 3)	-7.8E -2 ( -3.7 - 2.8)E 0 (0/ 3)
I-131 (9) (0)	60	2.3E -1 ( -1.0 - 1.8)E 0 (0/ 6)	03	1.0E 0 ( -2.4 - 17.7)E -1 (0/ 3)	5.0E -1 ( -4.5 - 12.4)E -1 (0/ 3)
Cs-134 (9) (0)	60	5.4E -1 ( -4.1 - 24.0)E -1 (0/ 6)	02	1.1E 0 ( 3.6 - 24.0)E -1 (0/ 3)	-1.8E -1 ( -5.3 - 3.4)E -1 (0/ 3)
Cs-137 (9) (0)	80	6.5E -1 ( -3.9 - 21.2)E -1 (0/ 6)	06	1.5E 0 ( 7.2 - 25.6)E -1 (0/ 3)	1.5E 0 ( 7.2 - 25.6)E -1 (0/ 3)
Ba-140 (9) (0)		-2.4E -1 ( -1.6 - 1.3)E 0 (0/ 6)	03	-2.2E -1 ( -1.4 - 1.3)E 0 (0/ 3)	-8.4E -1 ( -2.3 - 0.1)E 0 (0/ 3)
La-140 (9) (0)		-2.4E -1 ( -1.6 - 1.3)E 0 (0/ 6)	03	-2.2E -1 ( -1.4 - 1.3)E 0 (0/ 3)	-8.4E -1 ( -2.3 - 0.1)E 0 (0/ 3)
Ce-141 (9) (0)		3.0E -1 ( -3.8 - 2.9)E 0 (0/ 6)	06	8.6E -1 ( 6.9 - 125.0)E -2 (0/ 3)	8.6E -1 ( 6.9 - 125.0)E -2 (0/ 3)
Ce-144 (9) (0)		2.2E 0 ( -6.7 - 14.0)E 0 (0/ 6)	03	8.8E 0 ( 4.3 - 14.0)E 0 (0/ 3)	-4.2E 0 ( -9.2 - -0.9)E 0 (0/ 3)
Ac-228 (9) (0)		3.0E 0 ( -5.1 - 9.2)E 0 (0/ 6)	03	3.5E 0 ( -1.2 - 8.1)E 0 (0/ 3)	3.3E -2 ( -5.0 - 6.3)E 0 (0/ 3)
Th-228 (9) (0)		2.3E 0 ( 9.1 - 58.4)E -1 (0/ 6)	03	3.3E 0 ( 1.9 - 5.8)E 0 (0/ 3)	1.5E 0 ( -1.1 - 4.5)E 0 (0/ 3)

\* Non-Routine refers to those radionuclides that exceeded the Reporting Levels in ODCM Table A.9.1-3.

\*\* The fraction of detectable measurements (i.e., > MDC with no uncertain identification) is shown in parentheses.

### 3.12 Vegetation

In lieu of milk sampling, the ODCM, Table A.9.1-1, requires that broad leafy vegetation (TG) samples grown in the nearest of two different offsite locations with the highest D/Q, and from one control location 15-30 km distant in the least prevalent wind direction, be collected when available (growing season). Offsite locations are defined in the UFSAR as the land beyond a 3000-foot radius of the two Containment Building centerlines. The analysis of garden locations in the Land Use Census provides a ranking of potential sampling sites for use in determining sampling locations in the general population. Since sampling of three different types of broad leaf garden vegetables at high D/Q locations is not feasible due to uncertain availability, other types of broad leafy vegetation were utilized.

Two locations at the site boundary with a maximum D/Q (higher values than determined in the 2012 Land Use Census garden listing) were selected over ranked D/Q gardens in the general population. These two Indicator locations (TG-08 and TG-09) are on site property in areas with available sample media. A third far field control location (TG-10) was selected in Georgetown, MA. Samples consisted of tree leaves, as broad leaf vegetation provides increased reliability for sample availability. For 2012, a total of 18 monthly (growing season) broad leaf vegetation samples were collected and analyzed by gamma spectroscopy.

A gamma analysis was performed on each sample. Naturally occurring K-40 and Be-7 were detected in all samples for both indicator and control stations. The other naturally occurring radionuclides detected were Ac-228 and Th-228 (5 out of 18 samples). Fission product related Cs-137 was detected positive in 6 of the 18 samples (5 from control location TG-10, 1 from indicator location TG-08). The presence of Cs-137 in this media prompted a detailed evaluation as to the likely source. The conclusion of the assessment was that world-wide fallout from events un-related to Seabrook operations, such as the March 11, 2011 Fukushima Daiichi accident in Japan and past atmospheric nuclear weapons testing, have led to Cs-137 being deposited on the ground surface in the northeast United States with subsequent root uptake into leaves of long-lived vegetation. This conclusion is supported by the fact that Seabrook Station had no detectable Cs-137 in any gaseous effluents in 2012, and by the prevalence of detectable Cs-137 at a control location compared to in-close indicator sampling points. Utilizing the results of broad leaf vegetation sampling for broad leaf food products, it is concluded that there was no dose impact to the public or to the environment through this food ingestion pathway from Seabrook plant operations.

The following REMP Summary (Table 3.12-1) lists the range of analysis results by radionuclide for indicator and control stations for the broad leaf vegetation environmental media. Attachment 1 to this report lists the individual analysis results for each measurement of broad leaf vegetation under the Sample Type code TG.

Any sample collection and analysis deviations from the ODCM required program, or reportable concentrations that may have occurred during the year, are described in Section 5.

**Table 3.12-1**  
**Radiological Environmental Monitoring Program Summary**  
**Seabrook Nuclear Power Station, Seabrook, NH**  
**(January - December 2012)**

**MEDIUM: Vegetation (TG)    UNITS: pCi/kg**

Radionuclides (No. Analyses) (Non-Routine*)	Required LLD	Indicator Stations	Station With Highest Mean		Control Stations
		Mean Range (No. Detected**)	Station	Mean Range (No. Detected**)	Mean Range (No. Detected**)
Be-7 (18) (0)		1.3E 3 ( 6.0 - 19.3)E 2 (12/ 12)	09	1.3E 3 ( 7.8 - 19.3)E 2 (6/ 6)	1.0E 3 ( 4.1 - 15.0)E 2 (6/ 6)
K-40 (18) (0)		3.8E 3 ( 2.6 - 5.0)E 3 (12/ 12)	09	3.9E 3 ( 3.5 - 5.0)E 3 (6/ 6)	3.9E 3 ( 3.1 - 5.3)E 3 (6/ 6)
Cr-51 (18) (0)		1.9E 1 ( -3.7 - 7.1)E 1 (0/ 12)	09	1.9E 1 ( -2.5 - 43.8)E 0 (0/ 6)	-2.2E 0 ( -3.8 - 3.6)E 1 (0/ 6)
Mn-54 (18) (0)		9.3E -3 ( -4.3 - 6.9)E 0 (0/ 12)	09	5.1E -1 ( -4.3 - 6.5)E 0 (0/ 6)	4.1E -1 ( -2.0 - 3.4)E 0 (0/ 6)
Co-57 (18) (0)		4.9E -1 ( -2.0 - 3.4)E 0 (0/ 12)	10	2.1E 0 ( 6.0 - 36.5)E -1 (0/ 6)	2.1E 0 ( 6.0 - 36.5)E -1 (0/ 6)
Co-58 (18) (0)		1.2E 0 ( -2.9 - 3.9)E 0 (0/ 12)	09	2.2E 0 ( 5.6 - 37.6)E -1 (0/ 6)	-1.9E -2 ( -5.0 - 2.7)E 0 (0/ 6)
Fe-59 (18) (0)		-7.5E -1 ( -1.3 - 1.5)E 1 (0/ 12)	09	2.3E 0 ( -1.3 - 1.5)E 1 (0/ 6)	-4.4E 0 ( -1.4 - 0.3)E 1 (0/ 6)
Co-60 (18) (0)		1.4E 0 ( -9.4 - 11.1)E 0 (0/ 12)	09	3.6E 0 ( -1.5 - 11.1)E 0 (0/ 6)	6.8E -1 ( -4.7 - 5.7)E 0 (0/ 6)
Zn-65 (18) (0)		-9.9E 0 ( -4.2 - 0.6)E 1 (0/ 12)	09	-8.3E 0 ( -1.8 - 0.3)E 1 (0/ 6)	-1.2E 1 ( -2.6 - 0.7)E 1 (0/ 6)
Se-75 (18) (0)		-4.7E -1 ( -8.6 - 5.6)E 0 (0/ 12)	10	3.0E 0 ( -3.5 - 68.2)E -1 (0/ 6)	3.0E 0 ( -3.5 - 68.2)E -1 (0/ 6)
Nb-95 (18) (0)		4.0E 0 ( -2.4 - 12.8)E 0 (0/ 12)	08	6.9E 0 ( 1.2 - 12.8)E 0 (0/ 6)	3.5E 0 ( -5.3 - 72.0)E -1 (0/ 6)
Zr-95 (18) (0)		-9.3E -1 ( -1.3 - 1.2)E 1 (0/ 12)	08	6.4E -1 ( -1.3 - 1.2)E 1 (0/ 6)	-2.0E 0 ( -1.1 - 0.6)E 1 (0/ 6)

\* Non-Routine refers to those radionuclides that exceeded the Reporting Levels in ODCM Table A.9.1-3.

\*\* The fraction of detectable measurements (i.e., > MDC with no uncertain identification) is shown in parentheses.



**Table 3.12-1 (Continued)**  
**Radiological Environmental Monitoring Program Summary**  
**Seabrook Nuclear Power Station, Seabrook, NH**  
**(January - December 2012)**

**MEDIUM: Vegetation (TG)    UNITS: pCi/kg**

Radionuclides (No. Analyses) (Non-Routine*)	Required LLD	Indicator Stations	Station With Highest Mean		Control Stations
		Mean Range (No. Detected**)	Station	Mean Range (No. Detected**)	Mean Range (No. Detected**)
Ru-103 (18) (0)		-9.0E -2 ( -6.4 - 4.4)E 0 (0/ 12)	09	4.5E -1 ( -6.4 - 4.4)E 0 (0/ 6)	-4.1E -1 ( -3.4 - 2.2)E 0 (0/ 6)
Ru-106 (18) (0)		-1.0E 1 ( -5.1 - 3.0)E 1 (0/ 12)	09	-3.7E 0 ( -2.8 - 2.3)E 1 (0/ 6)	-1.1E 1 ( -3.8 - 1.1)E 1 (0/ 6)
Ag-108m (18) (0)		1.3E 0 ( -3.7 - 8.3)E 0 (0/ 12)	08	1.5E 0 ( -2.0 - 8.2)E 0 (0/ 6)	6.2E -1 ( -2.1 - 2.2)E 0 (0/ 6)
Ag-110m (18) (0)		-4.5E 0 ( -2.3 - 0.1)E 1 (0/ 12)	10	-8.2E -2 ( -7.1 - 4.5)E 0 (0/ 6)	-8.2E -2 ( -7.1 - 4.5)E 0 (0/ 6)
Sb-124 (18) (0)		6.7E -1 ( -9.2 - 9.3)E 0 (0/ 12)	09	8.2E -1 ( -9.2 - 9.3)E 0 (0/ 6)	-5.6E -1 ( -7.3 - 6.3)E 0 (0/ 6)
Sb-125 (18) (0)		-4.8E 0 ( -1.3 - 0.7)E 1 (0/ 12)	10	-2.2E -1 ( -6.0 - 8.5)E 0 (0/ 6)	-2.2E -1 ( -6.0 - 8.5)E 0 (0/ 6)
I-131 (18) (0)	60	1.4E 0 ( -7.1 - 8.4)E 0 (0/ 12)	09	5.2E 0 ( 2.4 - 8.4)E 0 (0/ 6)	3.5E -1 ( -3.2 - 8.3)E 0 (0/ 6)
Cs-134 (18) (0)	60	2.7E 0 ( -2.8 - 6.4)E 0 (0/ 12)	09	4.2E 0 ( 2.7 - 64.4)E -1 (0/ 6)	3.5E 0 ( -1.8 - 77.3)E -1 (0/ 6)
Cs-137 (18) (0)	80	2.4E 0 ( -8.7 - 17.8)E 0 (1/ 12)	10	2.0E 1 ( 2.0 - 40.6)E 0 (5/ 6)	2.0E 1 ( 2.0 - 40.6)E 0 (5/ 6)
Ba-140 (18) (0)		1.0E -1 ( -8.1 - 7.8)E 0 (0/ 12)	10	1.6E 0 ( -3.8 - 7.5)E 0 (0/ 6)	1.6E 0 ( -3.8 - 7.5)E 0 (0/ 6)
La-140 (18) (0)		1.0E -1 ( -8.1 - 7.8)E 0 (0/ 12)	10	1.6E 0 ( -3.8 - 7.5)E 0 (0/ 6)	1.6E 0 ( -3.8 - 7.5)E 0 (0/ 6)
Ce-141 (18) (0)		2.0E 0 ( -7.1 - 7.9)E 0 (0/ 12)	10	5.6E 0 ( -6.1 - 14.2)E 0 (0/ 6)	5.6E 0 ( -6.1 - 14.2)E 0 (0/ 6)

\* Non-Routine refers to those radionuclides that exceeded the Reporting Levels in ODCM Table A.9.1-3.

\*\* The fraction of detectable measurements (i.e., > MDC with no uncertain identification) is shown in parentheses.

**Table 3.12-1 (Continued)**  
**Radiological Environmental Monitoring Program Summary**  
**Seabrook Nuclear Power Station, Seabrook, NH**  
**(January - December 2012)**

**MEDIUM: Vegetation (TG)      UNITS: pCi/kg wet**

Radionuclides (No. Analyses) (Non-Routine*)	Required LLD	Indicator Stations	Station With Highest Mean		Control Stations
		Mean Range (No. Detected**)	Station	Mean Range (No. Detected**)	Mean Range (No. Detected**)
Ce-144    (18) (0)		-1.1E 1 ( -3.0 - 1.2)E 1 (0/ 12)	10	-8.2E 0 ( -3.4 - 1.3)E 1 (0/ 6)	-8.2E 0 ( -3.4 - 1.3)E 1 (0/ 6)
Ac-228    (18) (0)		3.6E 1 ( -4.5 - 9.1)E 1 (3/ 12)	09	5.5E 1 ( 2.6 - 9.1)E 1 (2/ 6)	2.7E 1 ( -3.0 - 5.5)E 1 (1/ 6)
Th-228    (18) (0)		5.4E 0 ( -2.1 - 2.0)E 1 (1/ 12)	09	1.4E 1 ( 5.8 - 19.5)E 0 (1/ 6)	7.3E -1 ( -2.2 - 1.3)E 1 (0/ 6)
C-14        (3) (0)	2000	-6.5E 1 ( -1.0 - -0.3)E 2 (0/ 2)	10	9.9E 2  (0/ 1)	9.9E 2  (0/ 1)

\* Non-Routine refers to those radionuclides that exceeded the Reporting Levels in ODCM Table A.9.1-3.

\*\* The fraction of detectable measurements (i.e., > MDC with no uncertain identification) is shown in parentheses.

### 3.13 Direct Radiation

Direct gamma radiation exposure was measured with thermoluminescent dosimeters (TLDs). Two TLD badges are placed at each of the designated monitoring stations. Each TLD badge has three  $\text{CaSO}_4\text{:Tm}$  elements. A location result is an average of six independent readings per quarter. A total of forty-seven stations are located offsite, forty of which are required by the ODCM. The badges were collected and read on a quarterly schedule.

The exposure rates were normalized to a standard 91-day quarter so that quarterly results from any monitoring location can be compared to another location based on an equivalent time period of exposure. A summary of the 2012 data for the plant operational REMP is shown in Table 3.13-1. Figures 3.6 through 3.14 provide a comparison of quarterly TLD location responses in 2012 and illustrate the naturally variation in exposure rates quarter to quarter. Figures 3.6.1 through 3.14.1 provide a long term trend line for each of the environmental TLD locations.

The exposure rate response at individual monitoring stations have on occasion exhibited step changes at some point in the past that are related to changes in local conditions in the area of the dosimeter measurement. As an example, the outer ring TL-33 (a parking lot located 9.8 km south of the plant) was observed for several quarters in 2012 to approach or exceed the normal expected environmental fluctuations base on observed history. The average TLD exposure rate from the 2<sup>nd</sup> quarter 2011 through the 4<sup>th</sup> quarter of 2012 is reported as 22.3 mR/quarter. For the 7 prior quarters (2<sup>nd</sup> quarter 2010 to the 1<sup>st</sup> quarter 2011), the average TLD response was 18.6 mR/quarter, or approximately 20% lower than the most recent trend history. Since no other TLDs in the same sector or closer to the plant showed an average increase in measured response above the expected, the change at TL-33 was attributed to a local change in the background radiation associated with parking lot modifications and not with Seabrook Station operations. Field investigations of TL-33 indicated that the parking lot appeared to be recently re-graded with new fill/gravel material which could have increased the natural concentration of background radiation that the TLD measures. The expected background exposure level for location TL-33 will be re-indexed to reflect the observed change in background radiation.

Other TLD locations occasionally indicated greater than a 20% fluctuation in quarterly response not associated with Seabrook Station operations. This was observed at TL-01 (0.97 km north of the plant) for the 2<sup>nd</sup> and 4<sup>th</sup> quarters of 2012 which exhibited 21.6% and 22.6% increases, respectively, from the historically expected value. TL-15 (1.4 km NW of the plant) also exhibited a 4<sup>th</sup> quarter increase of 20.8% above the historically expected value. Background radiation variability from year to year on the order of 20% is not unexpected. Random changes greater than normally anticipated are also expected from time to time due to changing background conditions. Long term trends that show variations from historical trends are cause for reevaluation of a monitoring site's expected background exposure level.

Overall, the REMP direct radiation program showed no statistically significant indication of increased direct radiation above the variable background measured exposure rate in unrestricted areas. This is demonstrated by the fact that indicator location results (as a group) are statistically the same as control locations. The 2012 annual mean of all indicator locations was 16.2 mR/91-day quarter while the mean of all control locations was 17.0 mR/91-day quarter. This indicates that collectively there is no statistical difference in the annual direct dose as a function of distance from the plant. All observed differences of the 2012 individual location TLD measurements when compared with pre-operational TLD measurements (see Table 3.13-2 for pre-operational history) reflect expected random variability. No direct radiation dose beyond the site boundary was attributed to station operation during 2012.

The direct radiation-monitoring program demonstrated that no increasing or decreasing trends were detected. Therefore, there was no offsite dose to the public or impact to the environment from the operation of the plant.

Any TLD collection and analysis deviations from the ODCM required program that may have occurred during the year are described in Section 5.

TABLE 3.13-1

Environmental TLD Measurements  
Net Exposure in mR/Standard Quarter (91 days)

2012

Sta. No.	Description	1st Quarter			2nd Quarter			3rd Quarter			4th Quarter			Qtr Ave Over Yr
		Exp.	S.D.		Exp.	S.D.		Exp.	S.D.		Exp.	S.D.		Exp.
TL-01	Brimmer's Lane	17.1	±	0.7	18.6	±	0.9	18.0	±	0.9	20.2	±	0.7	18.5
TL-02	Landing Road	12.5	±	0.6	13.9	±	0.7	13.0	±	0.7	15.8	±	0.6	13.8
TL-03	Glade Path	12.7	±	0.5	14.1	±	0.7	13.7	±	0.8	15.8	±	0.7	14.1
TL-04	Island Path	14.7	±	0.6	16.3	±	1.3	15.3	±	0.8	17.1	±	0.7	15.9
TL-05	Harbor Road	13.2	±	0.7	14.7	±	0.6	13.6	±	0.6	15.9	±	0.8	14.3
TL-06	Barge Landing	13.6	±	0.6	14.6	±	0.8	14.1	±	0.9	16.4	±	0.6	14.7
TL-07	Cross Road	11.1	±	0.4	12.4	±	0.5	11.8	±	0.6	14.1	±	0.5	12.3
TL-08	Farm Lane	15.3	±	0.5	14.8	±	0.7	15.1	±	0.8	16.9	±	0.8	15.5
TL-09	Farm Lane	14.7	±	0.5	15.9	±	0.6	15.3	±	0.7	18.0	±	0.6	16.0
TL-10	Site Boundary	16.3	±	0.6	16.8	±	0.9	17.4	±	0.8	17.7	±	0.6	17.0
TL-11	Site Boundary	16.2	±	1.0	16.6	±	0.8	17.5	±	1.4	17.7	±	0.7	17.0
TL-12	Site Boundary	16.3	±	0.7	18.3	±	0.8	18.4	±	1.0	19.5	±	0.7	18.1
TL-13	Inside Site Boundary	17.0	±	0.5	18.3	±	0.6	18.4	±	0.9	20.2	±	0.7	18.5
TL-14	Trailer Park	14.8	±	0.9	15.4	±	0.7	15.9	±	0.7	17.4	±	0.7	15.9
TL-15	Brimmer's Lane	17.1	±	1.2	17.9	±	0.7	19.6	±	0.9	21.2	±	1.0	19.0
TL-16	Brimmer's Lane	14.8	±	0.5	15.8	±	0.6	16.7	±	1.0	17.6	±	0.8	16.2
TL-17	South Road	14.7	±	0.7	16.8	±	0.7	16.2	±	0.8	18.2	±	0.9	16.5
TL-18	Mill Road	14.7	±	0.6	15.8	±	0.7	15.1	±	1.0	17.4	±	0.8	15.7
TL-19	Appledore Avenue	13.8	±	0.9	15.5	±	0.8	14.8	±	0.8	16.9	±	0.8	15.3
TL-20	Ashworth Avenue	16.7	±	1.1	17.6	±	0.8	16.3	±	0.8	19.9	±	0.8	17.6
TL-21	Route 1A	16.5	±	0.5	17.3	±	0.7	17.1	±	0.8	18.7	±	0.9	17.4
TL-22	Cable Avenue	15.2	±	0.7	17.4	±	1.2	16.0	±	0.8	17.2	±	0.6	16.4
TL-23	Ferry Road	14.4	±	0.6	15.7	±	0.7	15.7	±	0.7	15.8	±	0.8	15.4
TL-24	Ferry Lots Lane	13.8	±	0.7	14.4	±	0.5	14.5	±	0.8	15.2	±	0.6	14.5
TL-25	Elm Street	14.2	±	0.6	15.1	±	0.8	14.8	±	0.7	15.4	±	0.7	14.9
TL-26	Route 107A	14.2	±	0.6	15.5	±	0.6	16.1	±	0.9	16.3	±	0.9	15.5
TL-27	Highland Street	15.1	±	0.6	16.1	±	0.9	16.4	±	0.8	17.2	±	0.7	16.2
TL-28	Route 150	15.2	±	0.6	16.4	±	0.7	16.6	±	0.9	17.5	±	0.7	16.4
TL-29	Frying Pan Lane	14.3	±	0.7	15.4	±	0.6	15.6	±	0.8	16.5	±	0.9	15.4
TL-30	Route 27	15.0	±	0.6	15.8	±	0.7	16.4	±	0.9	18.4	±	0.7	16.4
TL-31	Alumni Drive	13.4	±	0.5	14.6	±	0.6	14.5	±	0.8	16.2	±	0.8	14.7
TL-32	SB Elementary School	16.6	±	0.9	17.2	±	0.8	16.9	±	0.7	18.8	±	0.9	17.4
TL-33	Dock Area	21.1	±	0.8	21.1	±	1.1	21.2	±	0.9	23.3	±	1.2	21.7
TL-34	Bow Street	18.3	±	0.8	18.7	±	0.9	19.2	±	0.9	20.9	±	1.0	19.3
TL-35	Lincoln Ack. School	17.5	±	0.6	17.7	±	0.8	18.6	±	0.9	19.9	±	0.8	18.4
TL-36	Route 97 (Control)	14.0	±	0.6	13.9	±	0.7	14.8	±	0.7	15.7	±	0.7	14.6
TL-37	Plaistow, NH (Control)	16.8	±	0.9	17.5	±	1.0	17.8	±	1.0	18.9	±	0.7	17.7
TL-38	Hampstead, NH (Control)	18.1	±	0.8	18.4	±	1.1	19.5	±	0.9	20.5	±	0.7	19.1
TL-39	Fremont, NH (Control)	20.2	±	1.4	20.2	±	0.9	21.0	±	0.8	21.8	±	1.0	20.8
TL-40	Newmarket, NH (Control)	15.5	±	0.9	16.7	±	0.7	17.9	±	1.0	17.9	±	0.9	17.0

TABLE 3.13-1 (Continued)

Environmental TLD Measurements  
Net Exposure in mR/Standard Quarter (91 days)

2012

Sta. No.	Description	1st Quarter			2nd Quarter			3rd Quarter			4th Quarter			Qtr Ave Over Yr
		Exp.	S.D.		Exp.	S.D.		Exp.	S.D.		Exp.	S.D.		Exp.
TL-41	Portsmouth, NH (Control)	15.4	± 0.6		16.2	± 0.8		16.3	± 0.8		17.4	± 0.8		16.3
TL-42	Ipswich, MA (Control)	13.5	± 0.5		13.5	± 0.6		13.9	± 0.8		13.7	± 0.6		13.6
TL-43	Rocks Road Landing	11.7	± 0.7		11.5	± 0.5		12.8	± 0.6		14.1	± 0.6		12.5
TL-44	SB Education Center	13.8	± 0.6		13.9	± 0.6		15.1	± 0.7		15.2	± 0.7		14.5
TL-45	Hampton Fire Station	15.8	± 0.7		#	± #		15.6	± 0.8		16.6	± 0.8		16.0
TL-46	SB Police Station	16.0	± 0.6		15.9	± 0.6		15.9	± 0.7		18.1	± 0.8		16.5
TL-47	Route 84	13.9	± 0.7		15.0	± 0.6		15.3	± 0.7		17.5	± 0.8		15.4
	Mean of Indicators	15.1			16.0			16.0			17.6			16.2
	Mean of Controls	16.2			16.6			17.3			18.0			17.0

# TLD was missing at quarterly change-out.

Table 3.13-2

Pre-Operational Environmental TLD Measurements  
Net Exposure in mR/Standard Quarter (91 days)

	1st Quarter	2nd Quarter	3rd Quarter	4th Quarter	Qtr Ave Over Yr
	<u>Exp.</u>	<u>Exp.</u>	<u>Exp.</u>	<u>Exp.</u>	<u>Exp.</u>
1982					
Mean of Indicators	--	17.1	18.1	17.5	17.6
Mean of Controls	--	16.9	18.1	17.9	16.8
1983					
Mean of Indicators	16.7	17.1	18.8	17.9	17.6
Mean of Controls	16.9	17.5	18.7	18.4	17.9
1984					
Mean of Indicators	16.1	17.1	16.9	17.5	17.0
Mean of Controls	17.6	17.4	15.8	18.7	17.4
1985					
Mean of Indicators	16.9	18.0	18.9	16.1	17.4
Mean of Controls	16.8	17.7	18.9	16.1	17.4
1986					
Mean of Indicators	14.0	15.5	15.3	15.0	15.0
Mean of Controls	13.9	18.0	16.8	15.1	16.0
1987					
Mean of Indicators	12.7	14.8	15.0	14.4	14.2
Mean of Controls	13.0	14.8	15.3	15.0	14.6
1988					
Mean of Indicators	13.5	14.1	14.7	14.9	14.3
Mean of Controls	13.3	14.4	18.1	14.6	15.1
1989					
Mean of Indicators	14.4	14.3	--	--	14.4
Mean of Controls	<u>14.0</u>	<u>14.4</u>	--	--	<u>14.2</u>
All Pre-Operational					
Mean of Indicators	14.9	16.0	16.8	16.2	15.9
Mean of Controls	15.1	16.4	17.4	16.5	16.2



FIGURE 3.6

ENVIRONMENTAL RADIATION MEASUREMENTS (USING TLDs) SEABROOK STATION

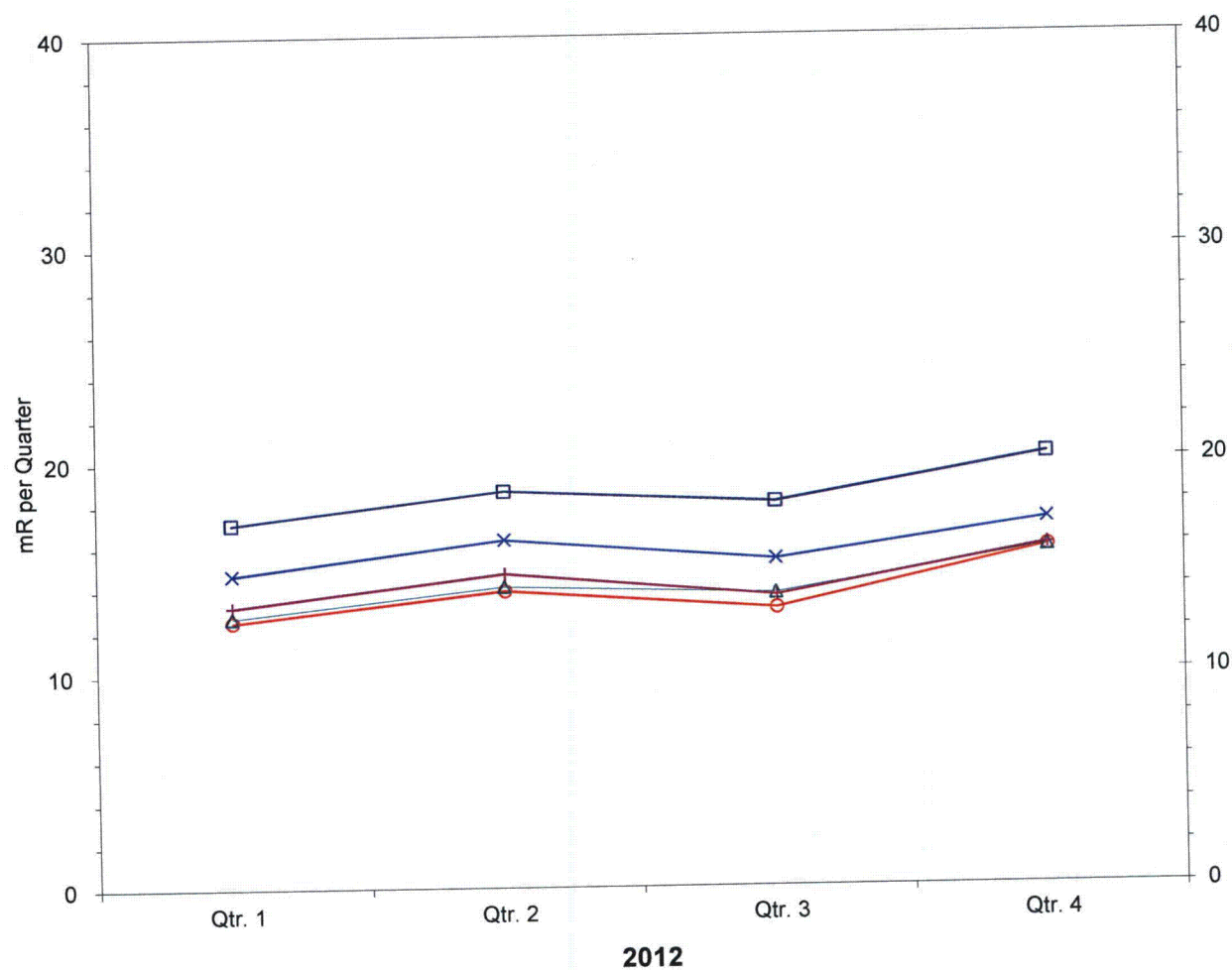


FIGURE 3.6.1

ENVIRONMENTAL RADIATION MEASUREMENTS (USING TLDs)  
SEABROOK STATION

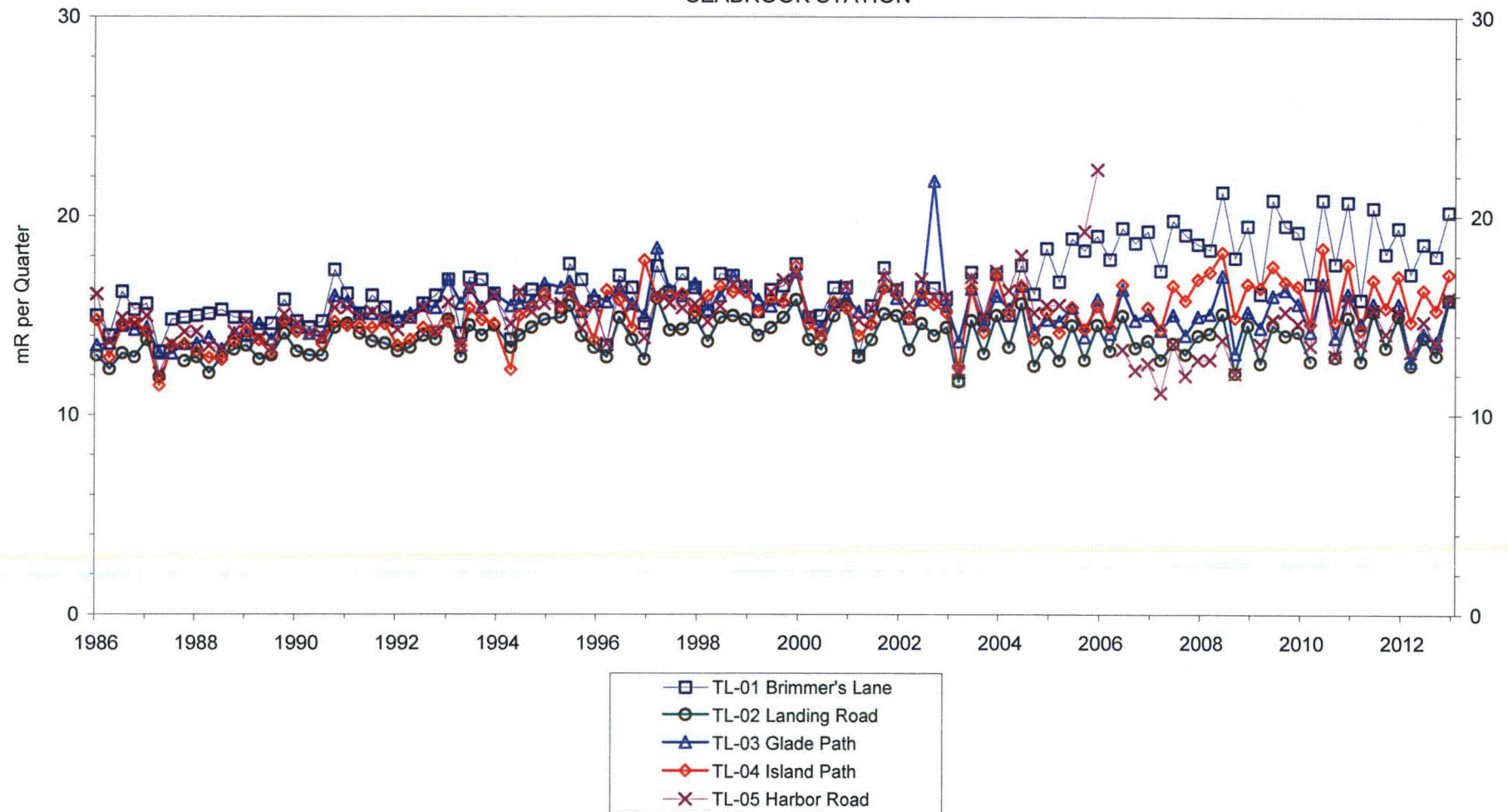


FIGURE 3.7

ENVIRONMENTAL RADIATION MEASUREMENTS (USING TLDs)  
SEABROOK STATION

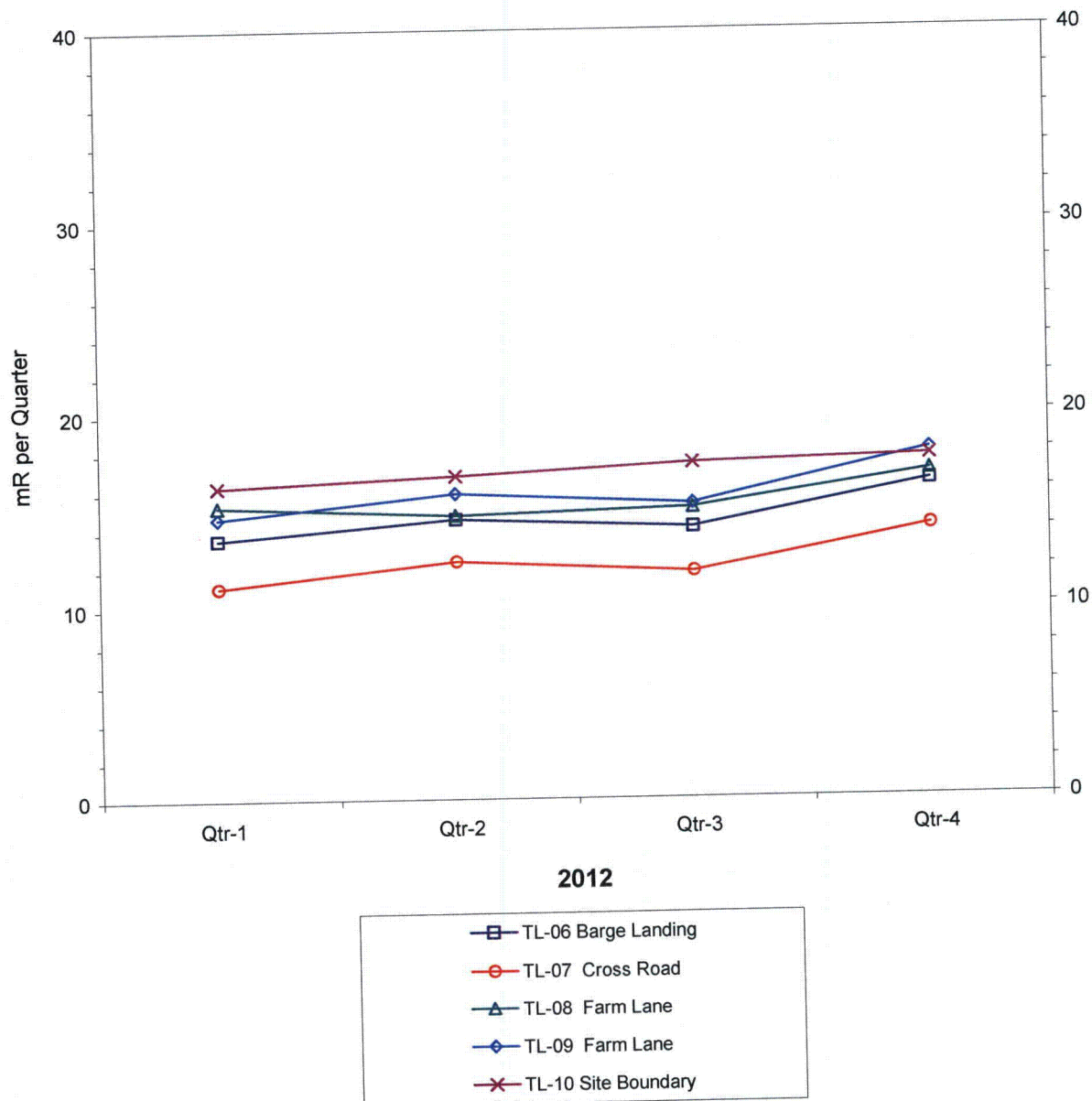
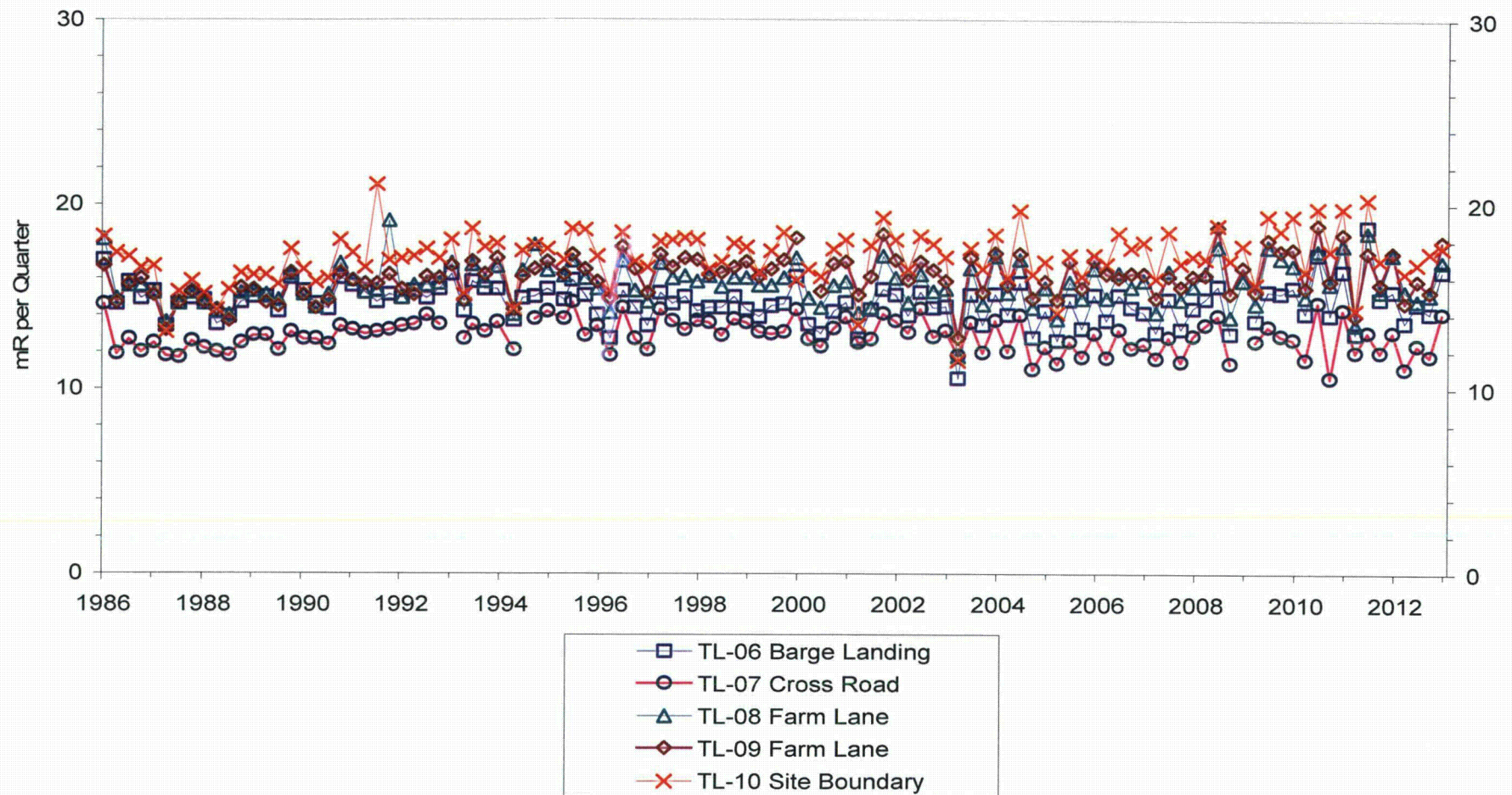


FIGURE 3.7.1

ENVIRONMENTAL RADIATION MEASUREMENTS (USING TLDs)  
SEABROOK STATION



**FIGURE 3.8**

**ENVIRONMENTAL RADIATION MEASUREMENTS (USING TLDs)  
SEABROOK STATION**

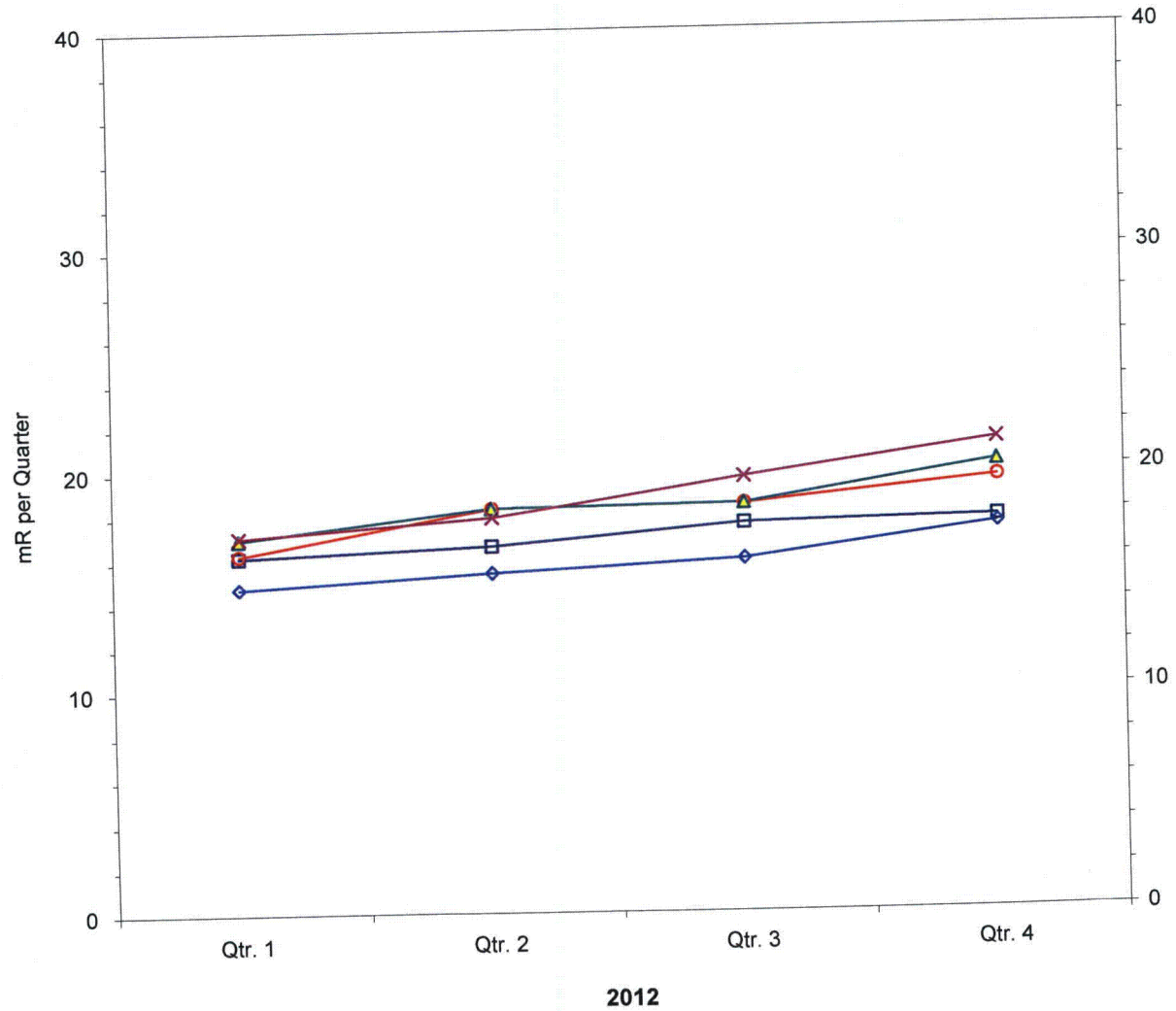




FIGURE 3.8.1

ENVIRONMENTAL RADIATION MEASUREMENTS (USING TLDs)  
SEABROOK STATION

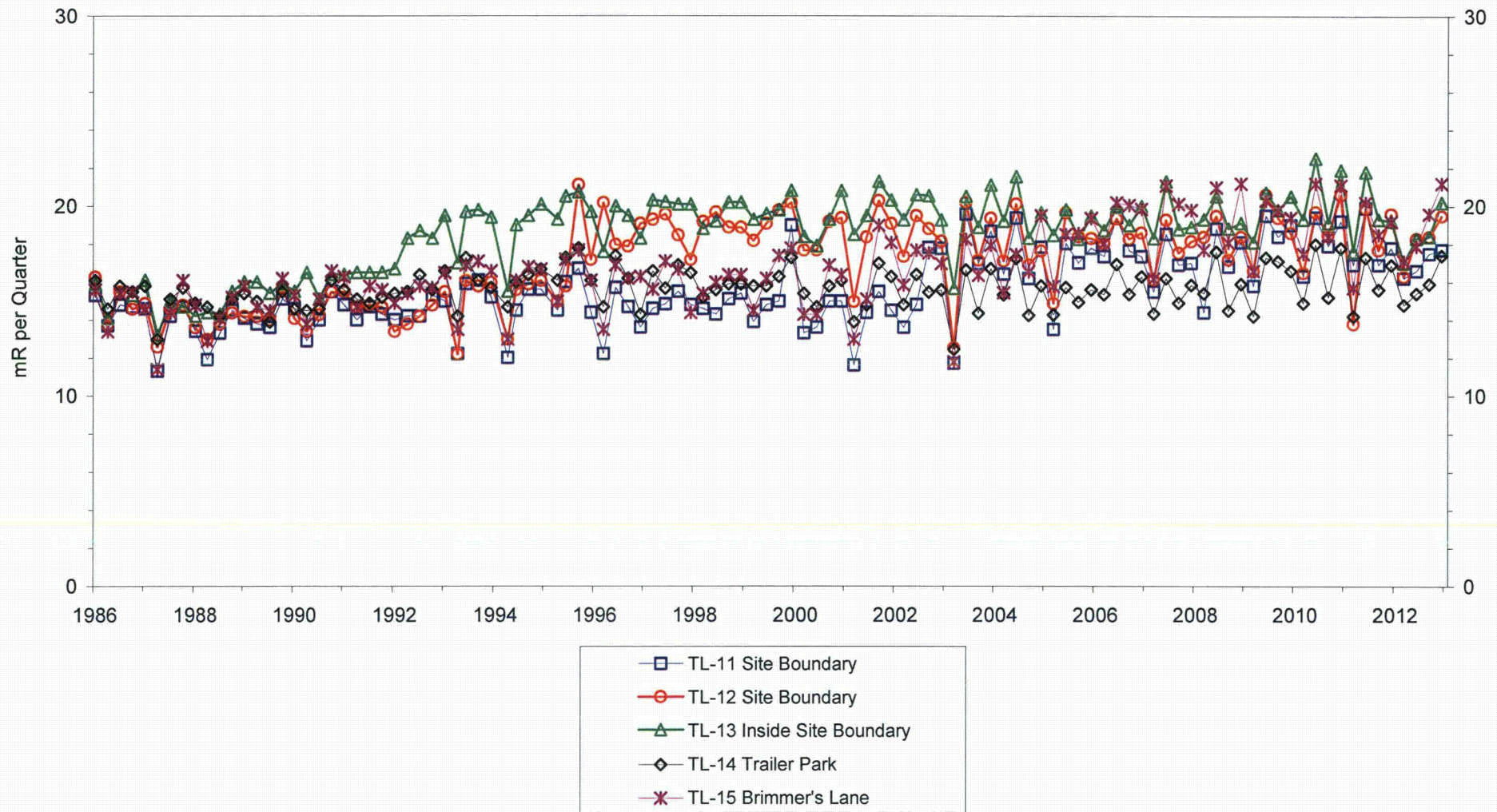


FIGURE 3.9

ENVIRONMENTAL RADIATION MEASUREMENTS (USING TLDs) SEABROOK  
STATION

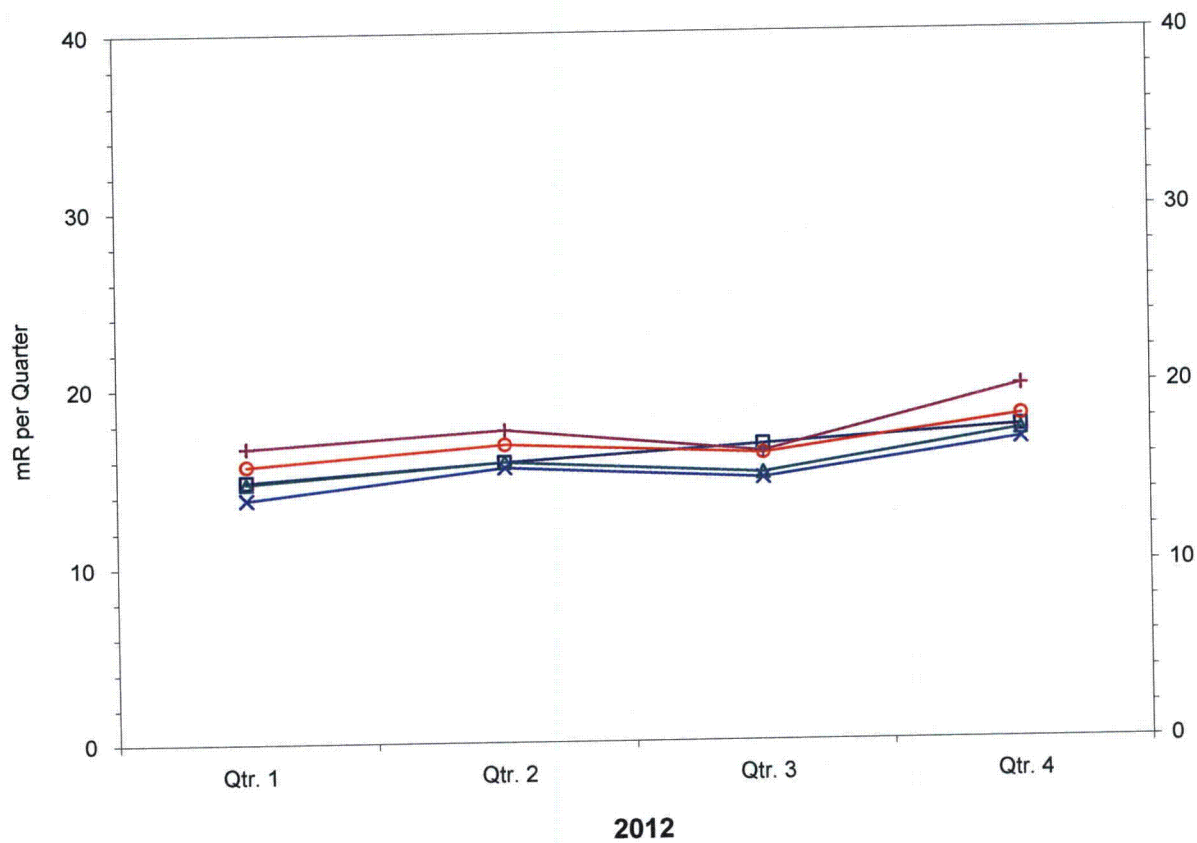




FIGURE 3.9.1

ENVIRONMENTAL RADIATION MEASUREMENTS (USING TLDs) SEABROOK STATION

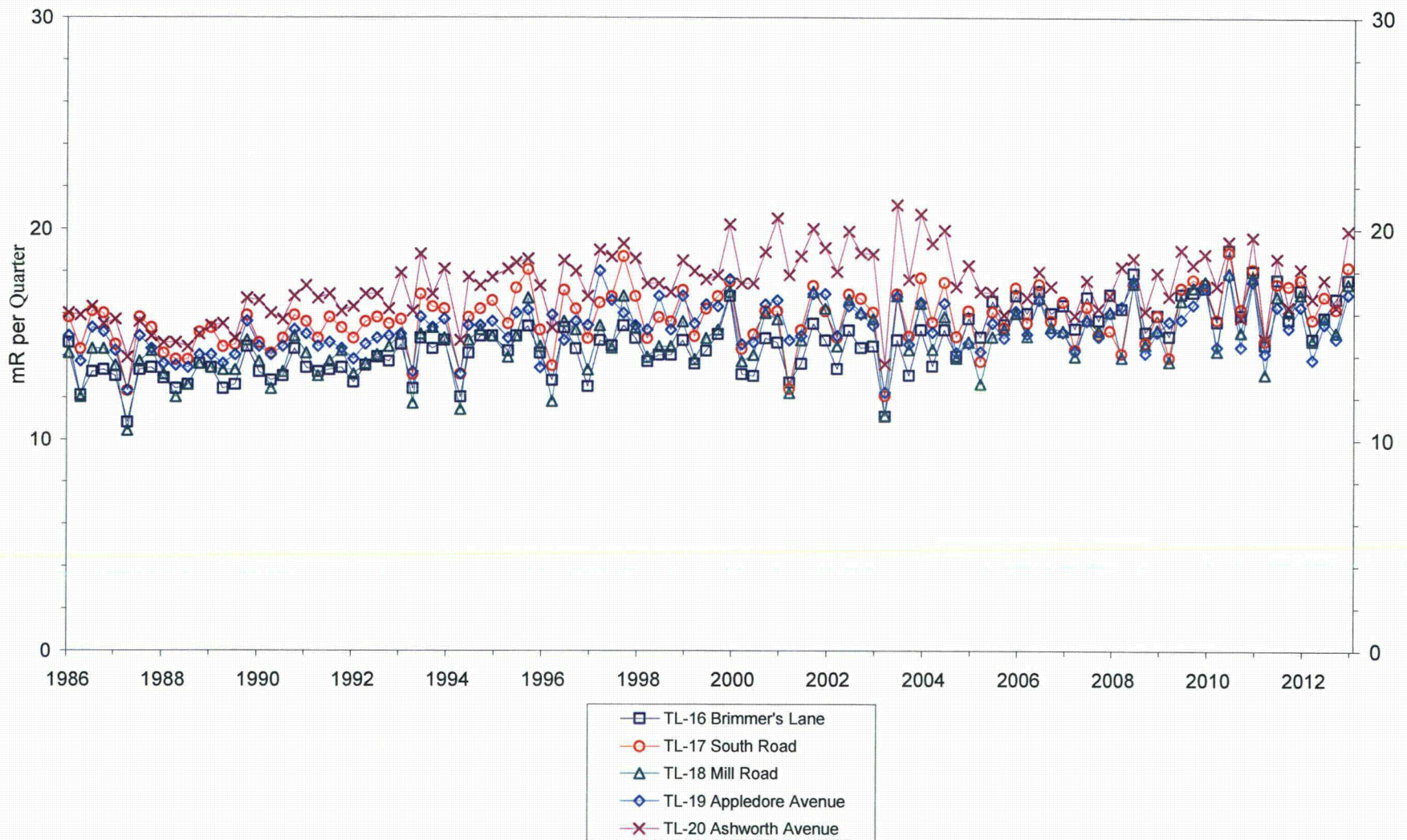


FIGURE 3.10

ENVIRONMENTAL RADIATION MEASUREMENTS (USING TLDs)  
SEABROOK STATION

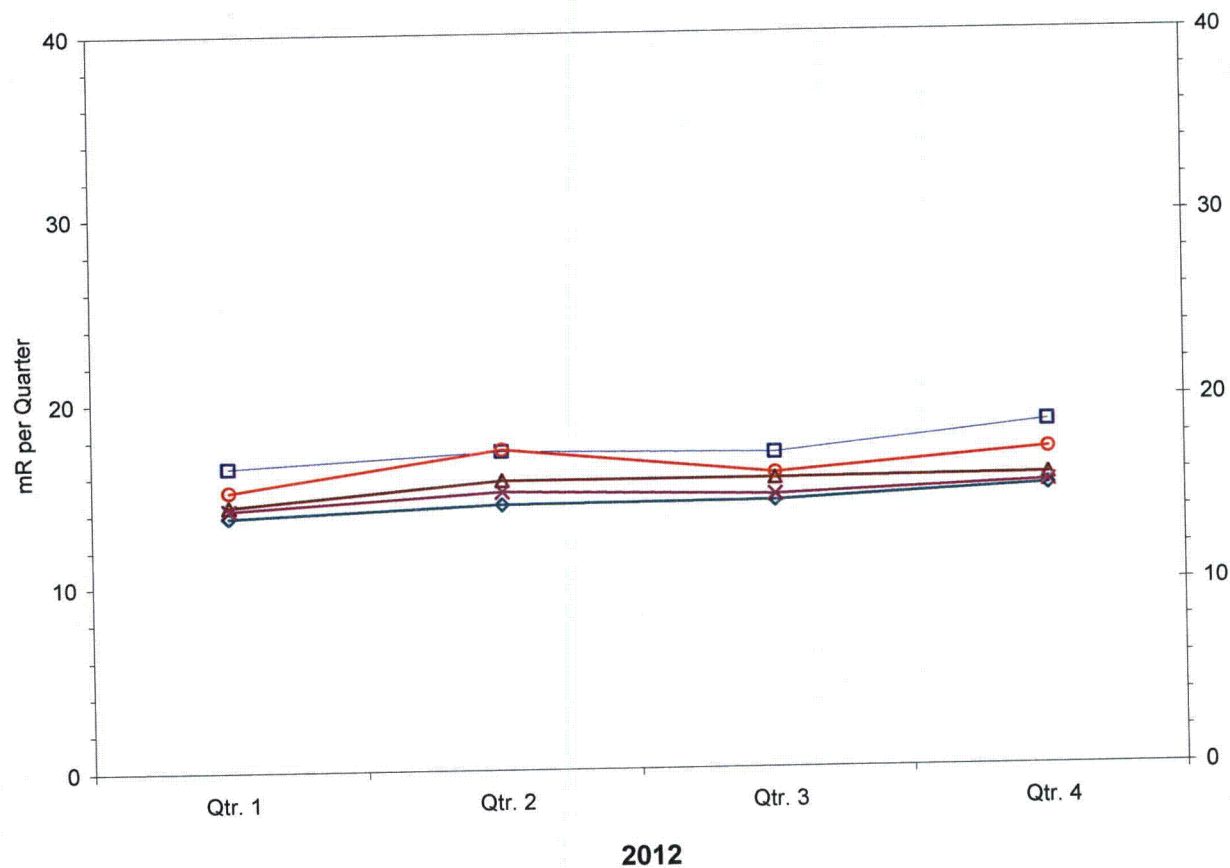


FIGURE 3.10.1

ENVIRONMENTAL RADIATION MEASUREMENTS (USING TLDs)  
SEABROOK STATION

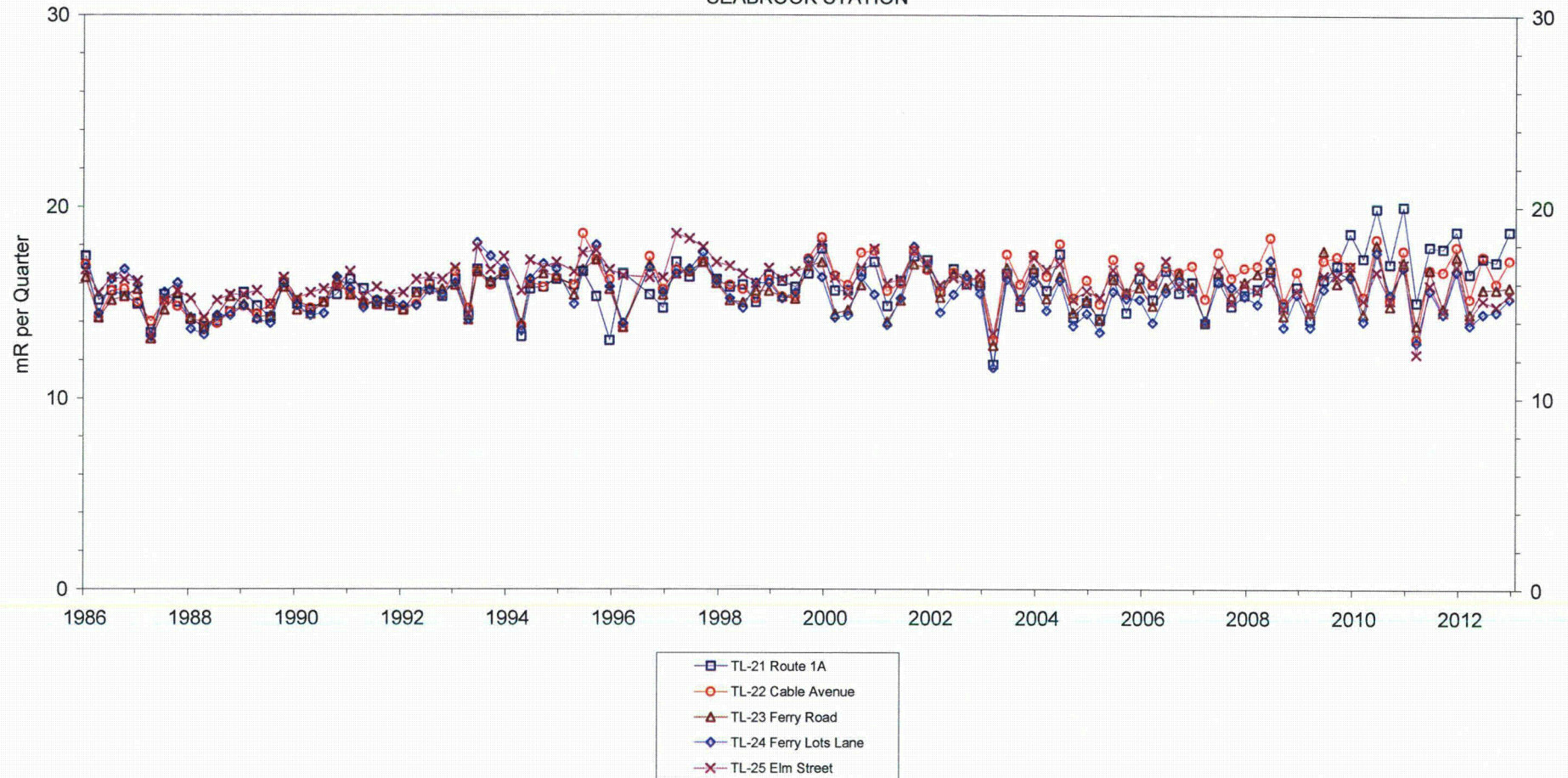


FIGURE 3.11

ENVIRONMENTAL RADIATION MEASUREMENTS (USING TLDs) SEABROOK STATION

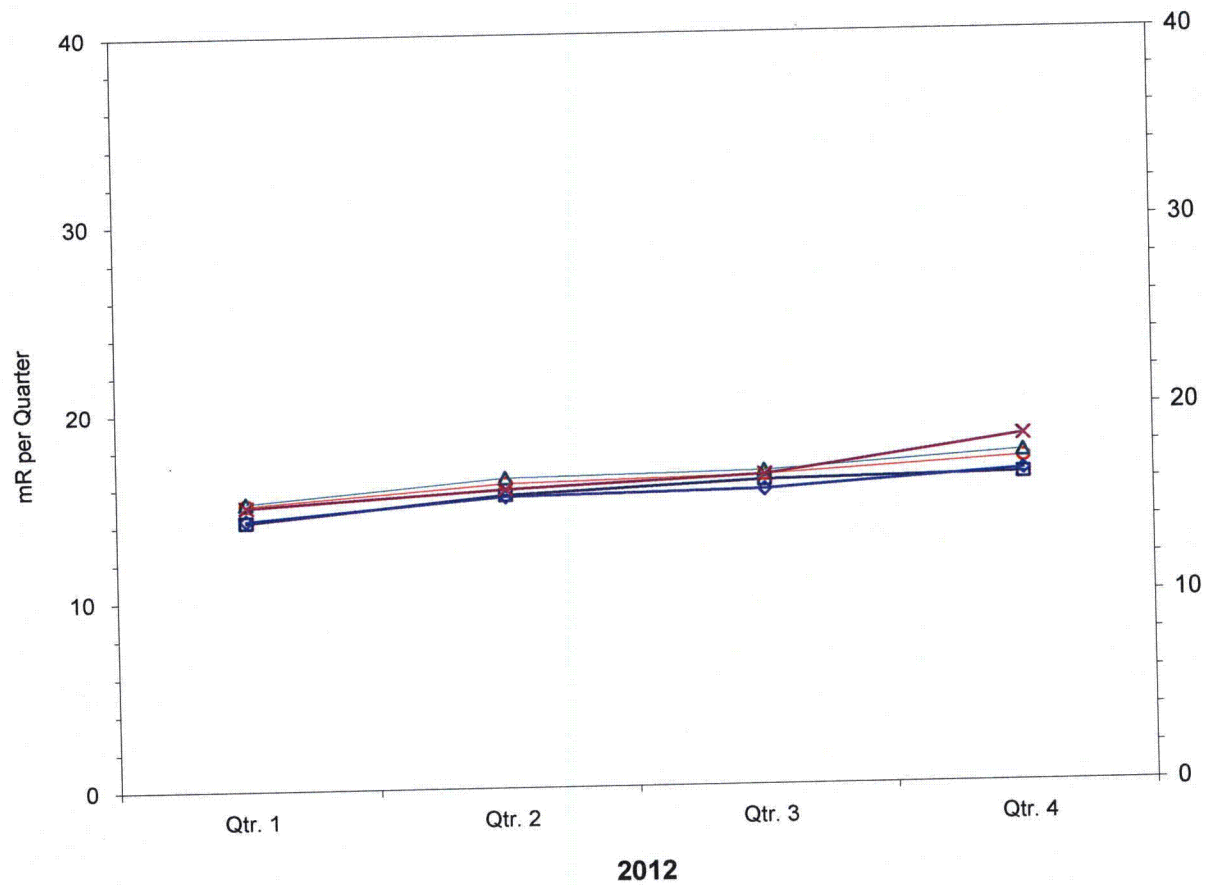




FIGURE 3.11.1

ENVIRONMENTAL RADIATION MEASUREMENTS (USING TLDs)  
SEABROOK STATION

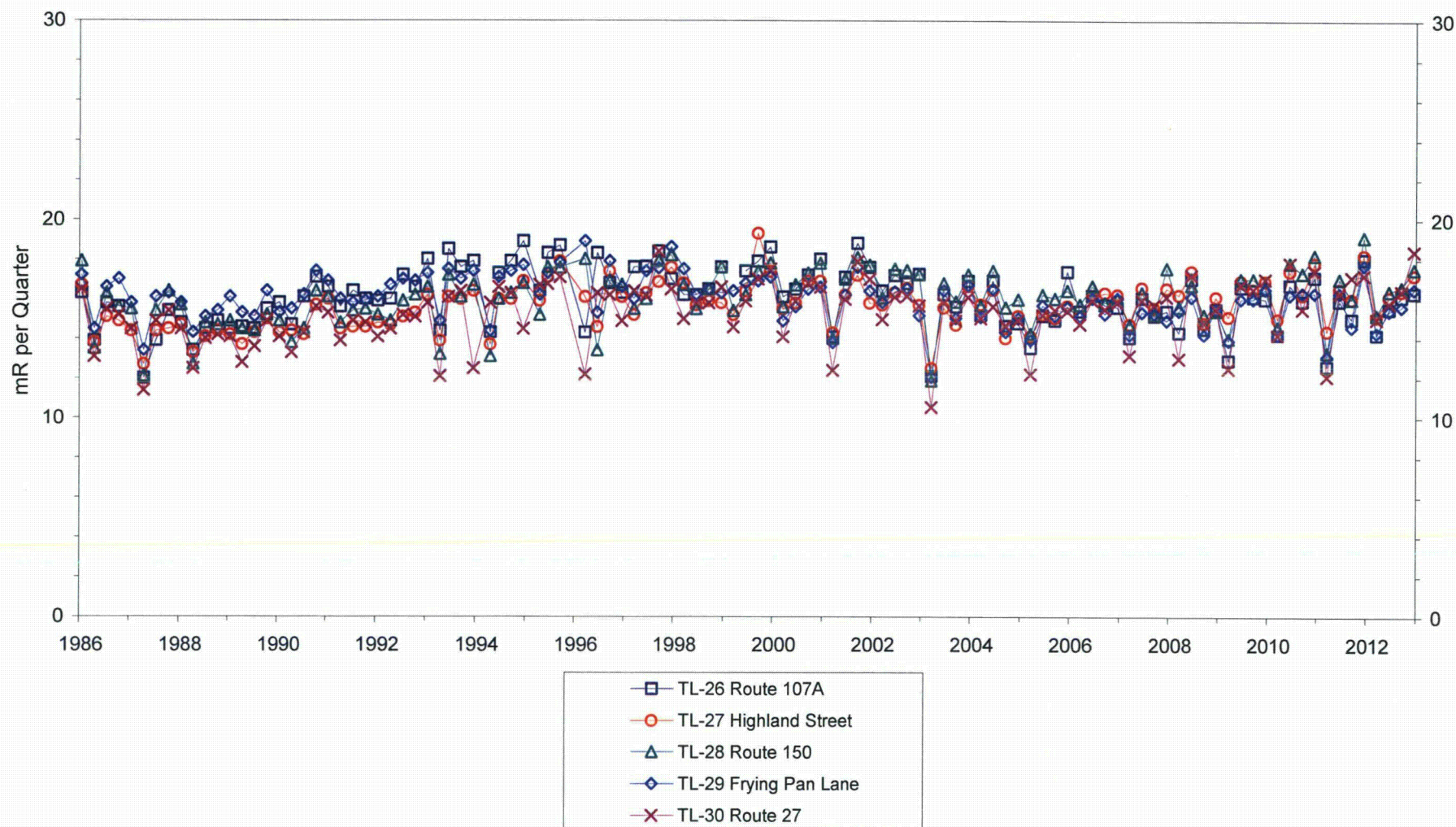


FIGURE 3.12

ENVIRONMENTAL RADIATION MEASUREMENTS (USING TLDs)  
SEABROOK STATION

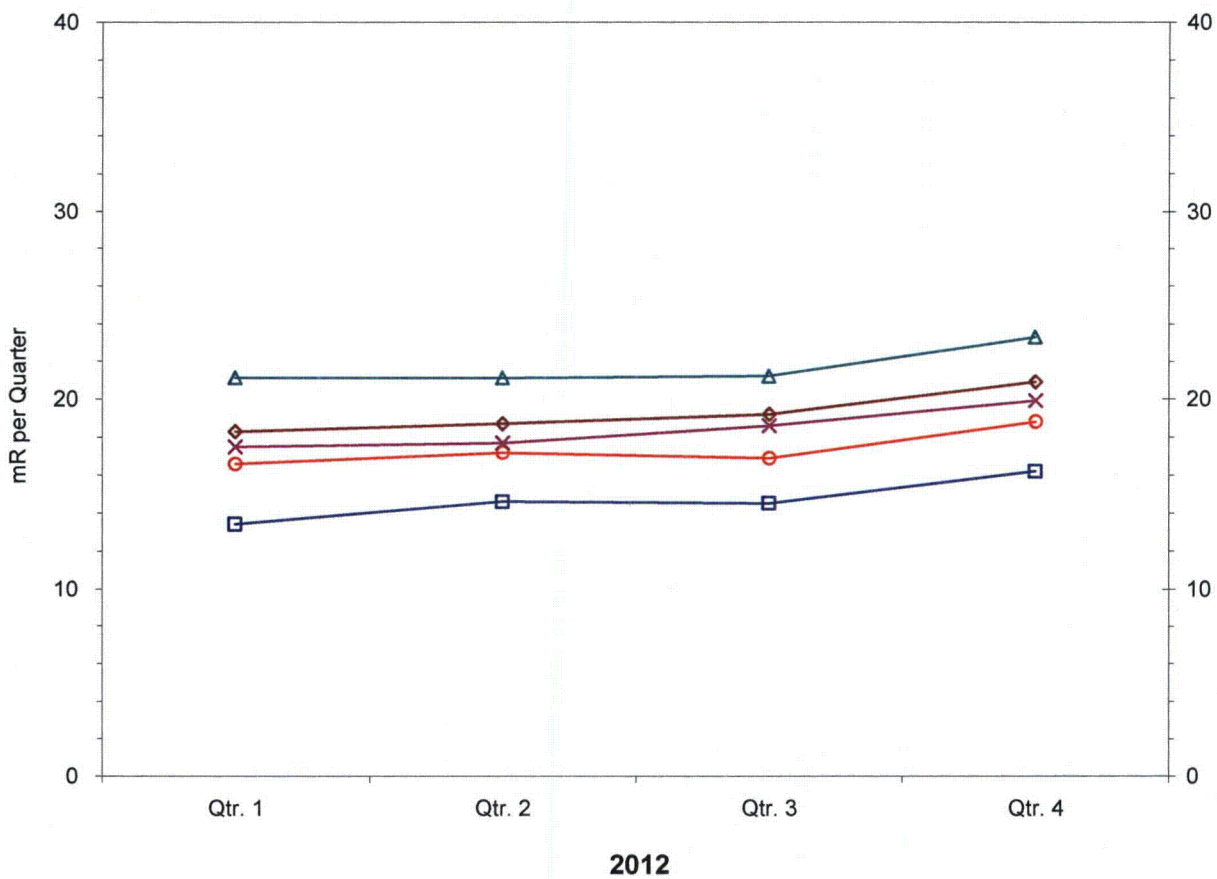


FIGURE 3.12.1

ENVIRONMENTAL RADIATION MEASUREMENTS (USING TLDs)  
SEABROOK STATION

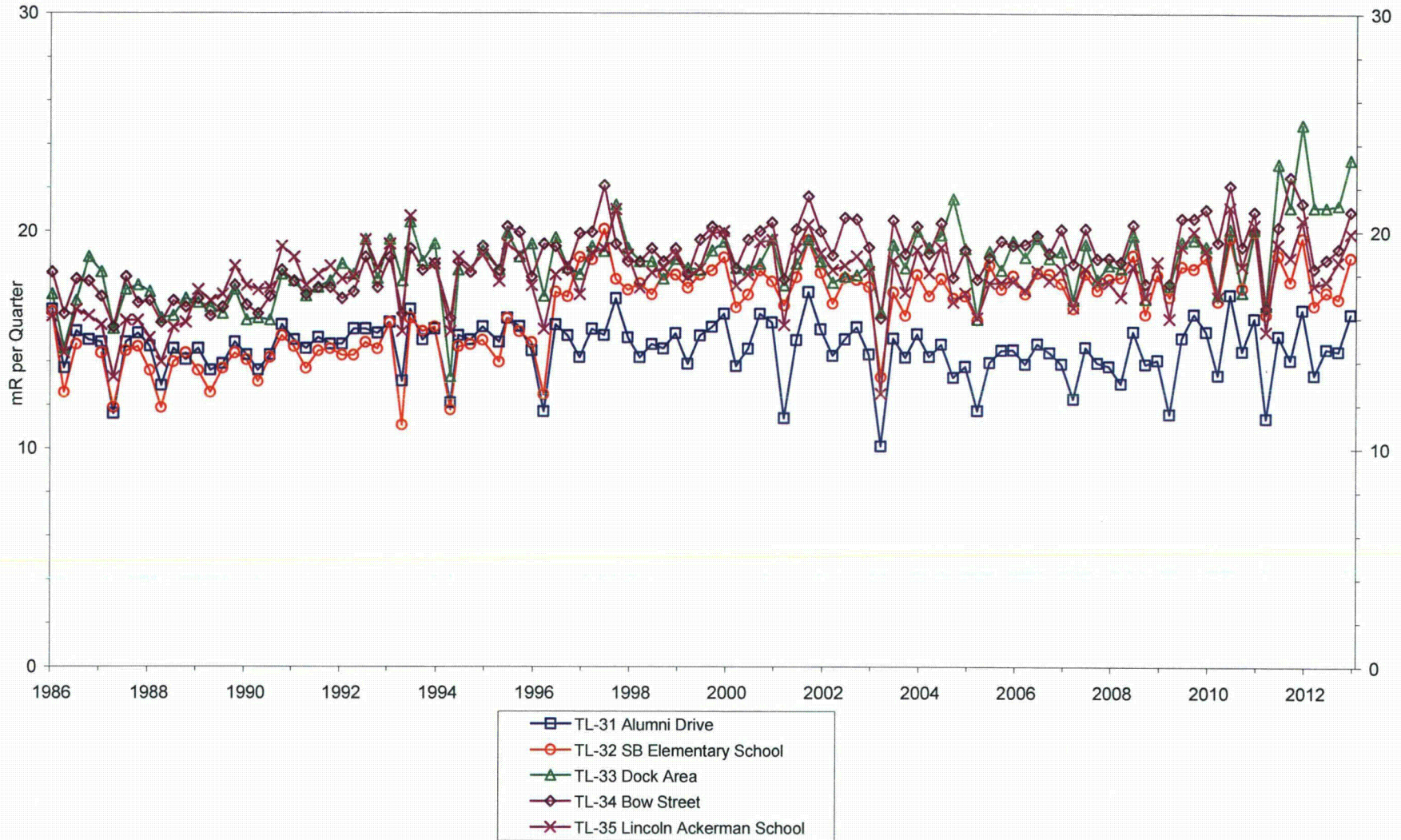




FIGURE 3.13

ENVIRONMENTAL RADIATION MEASUREMENTS (USING TLDs) SEABROOK  
STATION

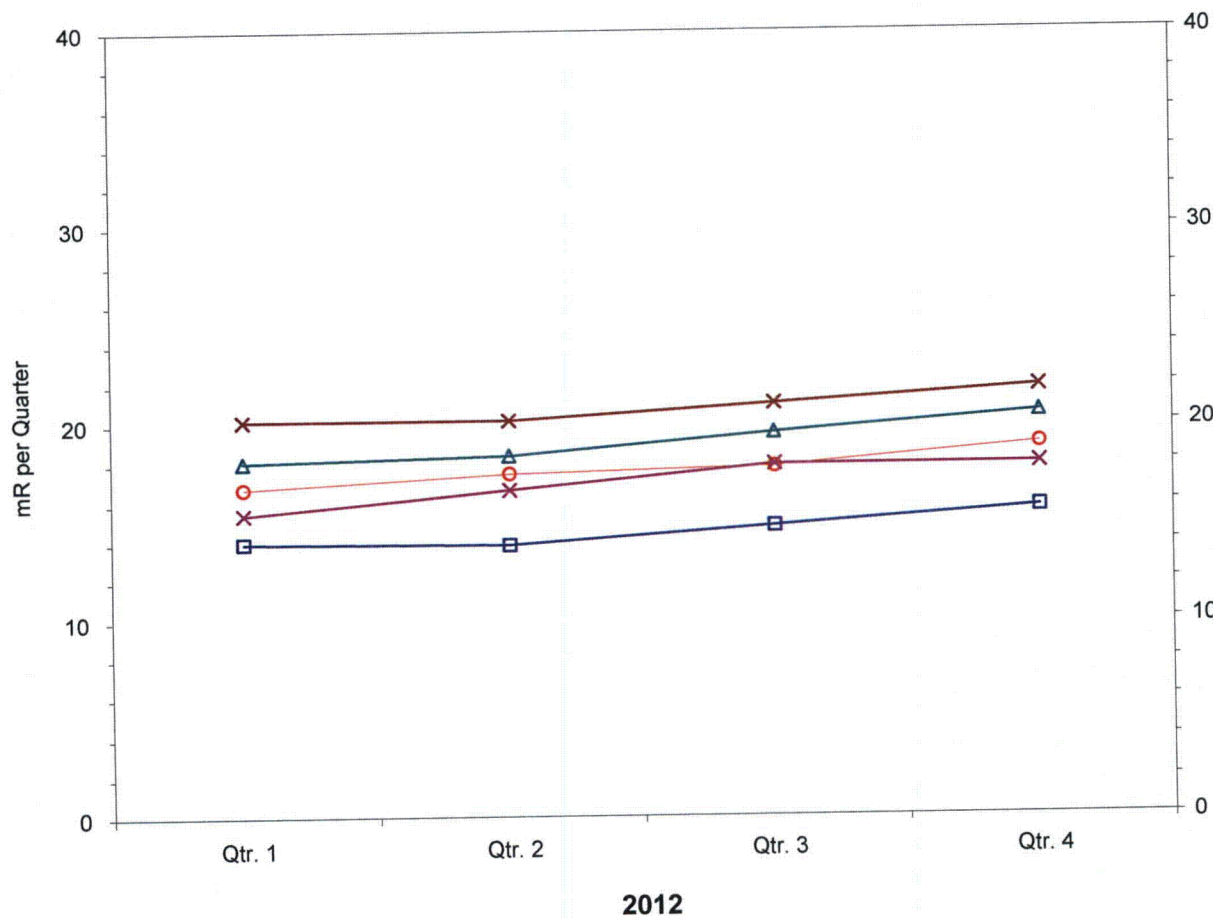


FIGURE 3.13.1

ENVIRONMENTAL RADIATION MEASUREMENTS (USING TLDs)  
SEABROOK STATION

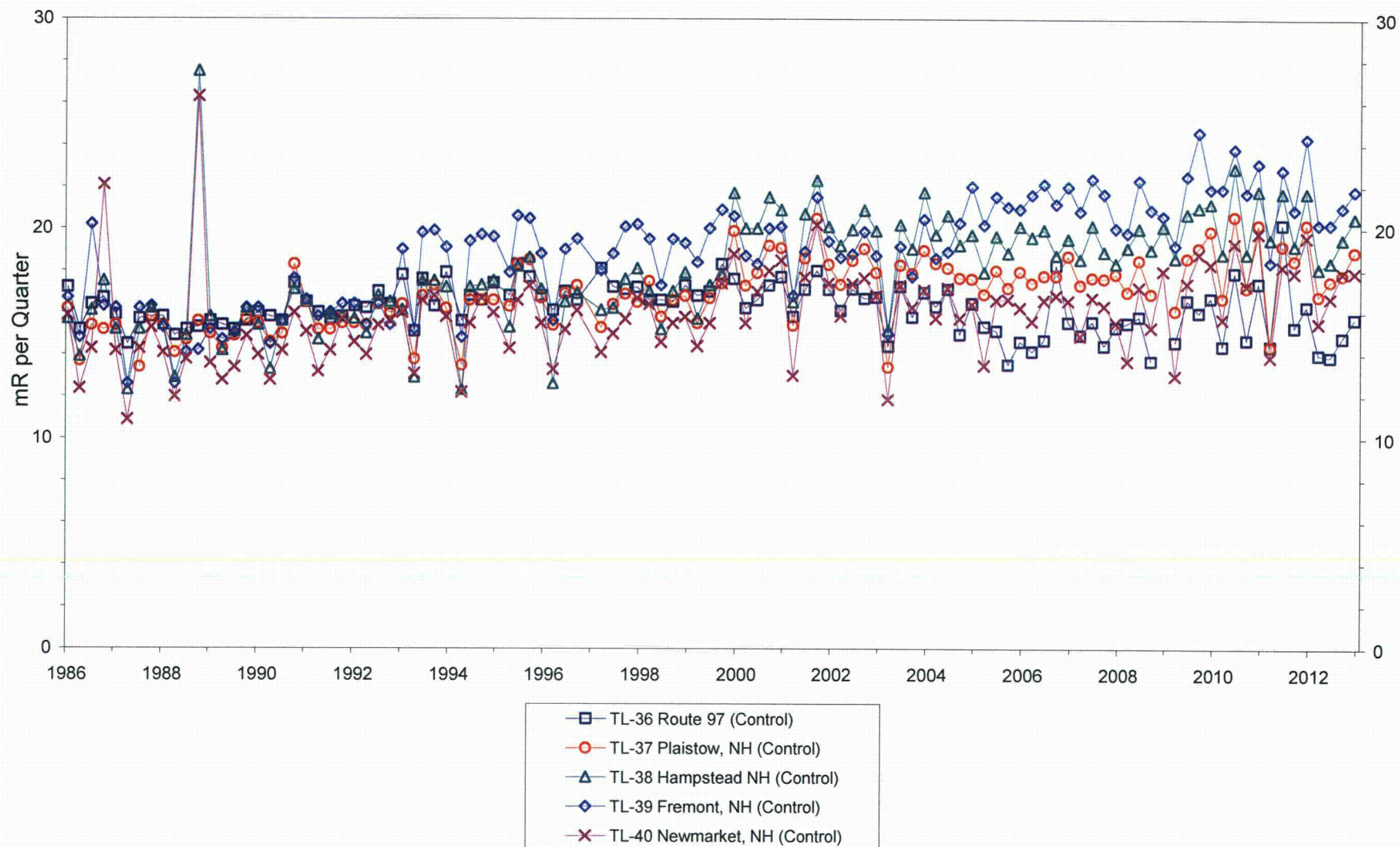


FIGURE 3.14

ENVIRONMENTAL RADIATION MEASUREMENTS (USING TLDs)  
SEABROOK STATION

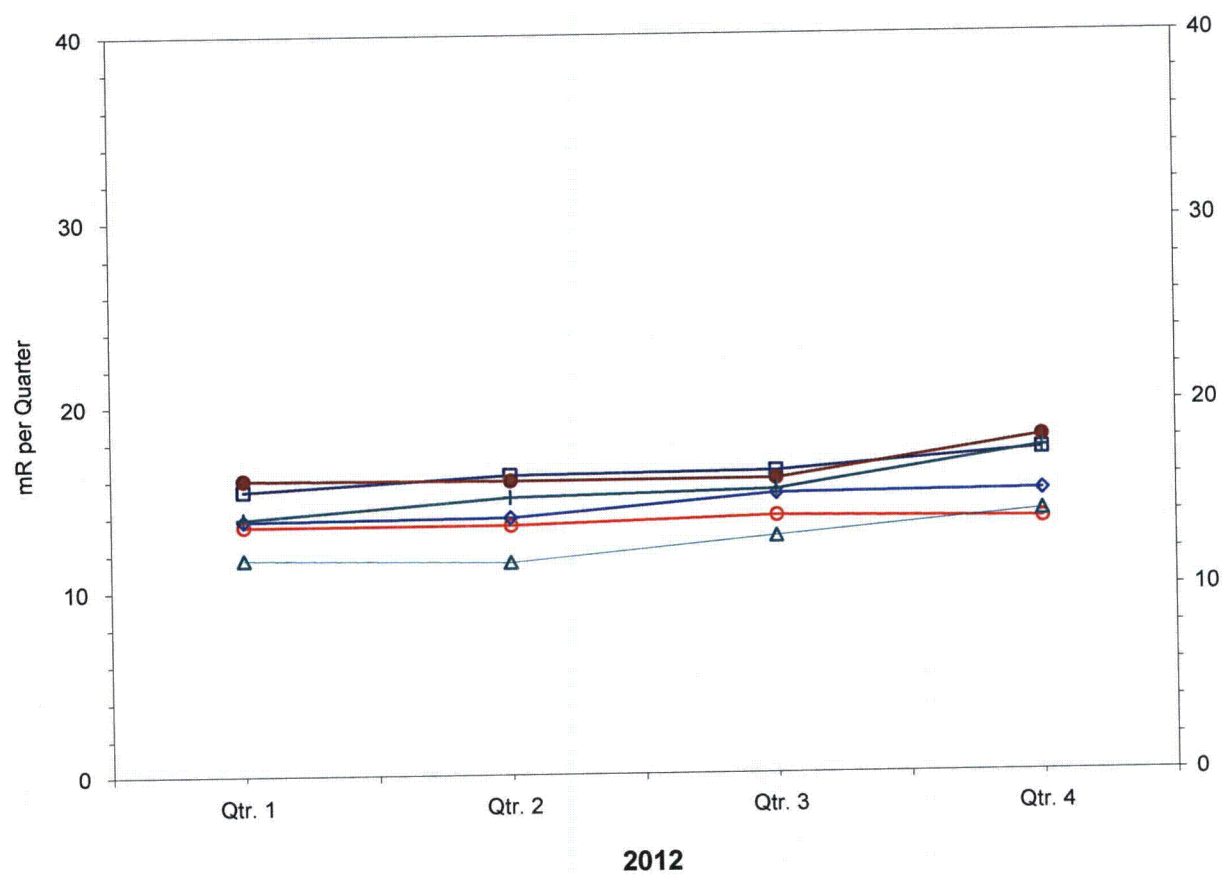
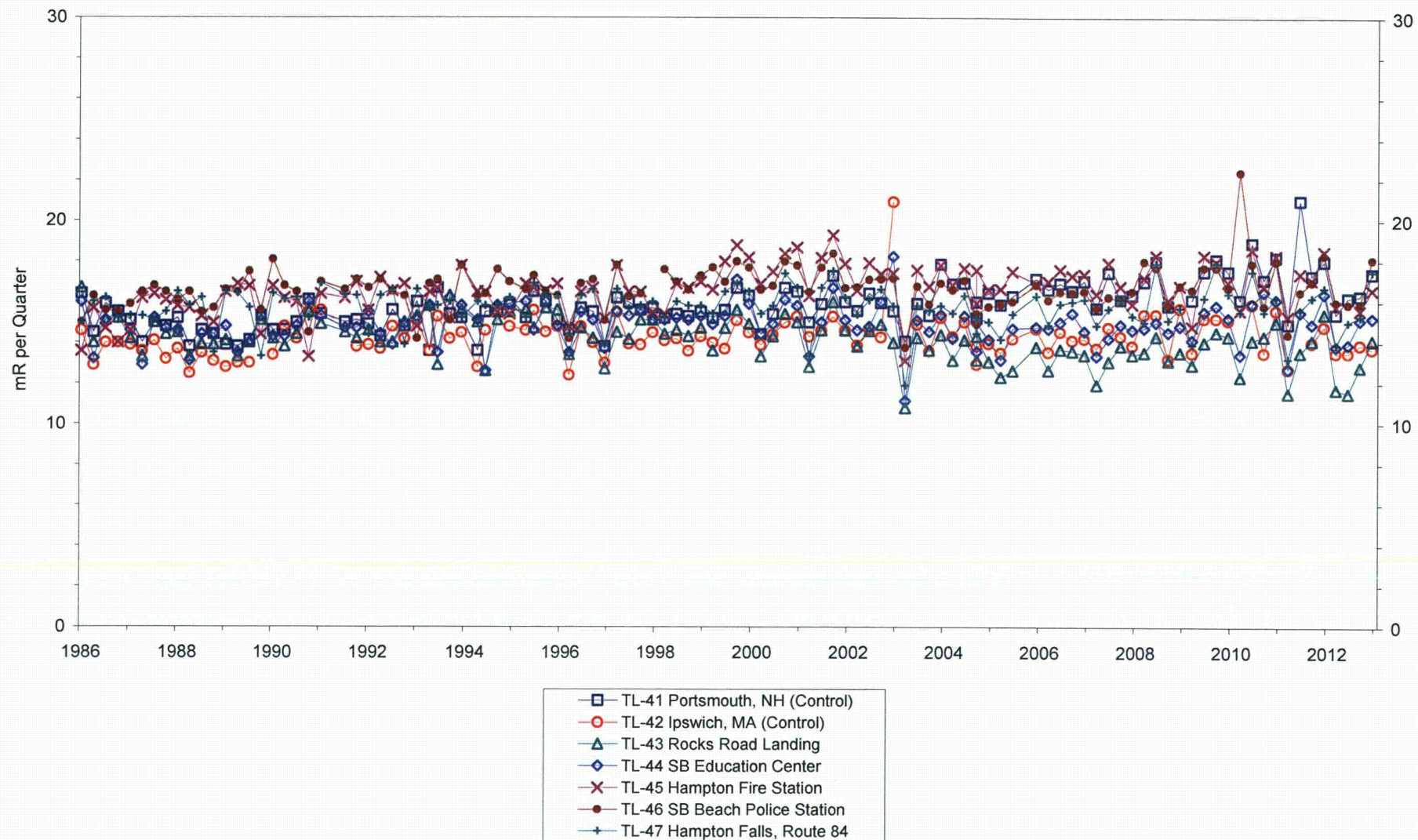


FIGURE 3.14.1

ENVIRONMENTAL RADIATION MEASUREMENTS (USING TLDs)  
SEABROOK STATION



## **4.0 Dry Fuel Storage REMP & Data Summary**

The Dry Fuel Storage (DFS) radiological environmental monitoring program required by ODCM Control C.9.4.1 provides representative measurements of direct (including scattered) radiation exposure at those locations that have the highest potential for dose to members of the public resulting from dry fuel storage operations. The design of the storage facility is such that there are no liquid or gaseous effluents released to the environment from DFS and, therefore, no associated exposure pathways for liquids and gases requiring the collection and analysis of such sample media. As a result, only direct (including scattered) radiation from the DFS modules need to be monitored for integrated exposures in areas where doses to members of the public need to be limited.

At locations near the DFS where members of the public might be present (off-site areas near the site boundary and on-site special use locations, i.e., the Science and Nature Center, and Fitness Center), TLDs were placed at least 1 year (4 quarterly measurements) prior to used fuel being placed into storage. The DFS received its first load of fuel for storage on July 28, 2008. A total of 6 fuel canisters were placed in the NUHOMS<sup>®</sup> Horizontal Storage Modules (HSM) on the DFS pad during 2008 with the last one being loaded on September 4, 2008. On September 5, 2008, the final storage configuration for the remainder of the year, including the placement of jersey barriers in front of the HSM bottom vents for additional scatter shielding, was achieved. No fuel transfers into or out of the DFS were made in 2009, 2010, 2011 or 2012.

The DFS radiological environmental monitoring stations are listed in Table 4.0-1. The measurement locations with respect to the Seabrook site area are shown on Figure 4.0.1.

### **4.1 Direct Radiation from DFS**

As with the plant operations TLD program described in Section 3.13, the DFS TLD exposure rates were normalized to a standard 91-day quarter. A summary of the 2012 data for the DFS REMP is shown in Table 4.1-1. Figures 4.1, 4.2 and 4.3 show the quarterly 2012 TLD trend lines for the control and indicator monitoring locations. Figures 4.4, 4.5 and 4.6 provide a comparison of long term trend lines (12 years) for the same control locations, site boundary and special use sites.

Overall, the direct radiation program showed no statistically significant indication of increased direct radiation above the variable background measured exposure rate in unrestricted areas. This is illustrated by the comparison of indicator location results with control locations which showed no significant difference (of greater than 20%). The 2012 annual mean of all indicator locations for the DFS was 17.0 mR/91-day quarter with the mean of all control locations also calculated as 17.0 mR/91-day quarter. There was no statistical difference detected in the annual exposure rates in areas where members of the public could occupy (site boundary and inside special use locations) and the control locations. The on-site environmental area TLD location which exhibited the highest single annual TLD response (TL-67, a low occupancy outside transit area next to the parking lot associated with the Fitness Center), indicated an apparent 5.3% increase in exposure rate above the average background when the four quarters of pre-operational TLD data are compared to the 2012 quarterly average TLD data at this location.

The DFS radiation monitoring program in 2012 demonstrated that there was no offsite dose to the members of the public or detectable on-site exposures where members of the public are permitted (Science and Nature Center and Fitness Center) from the operations of the DFS.

Any sample collection and analysis deviations from the ODCM required program, or reportable concentrations that may have occurred during the year are described in Section 5.



Figure 4.0.1  
Dry Fuel Storage TLD Environmental Monitoring Locations

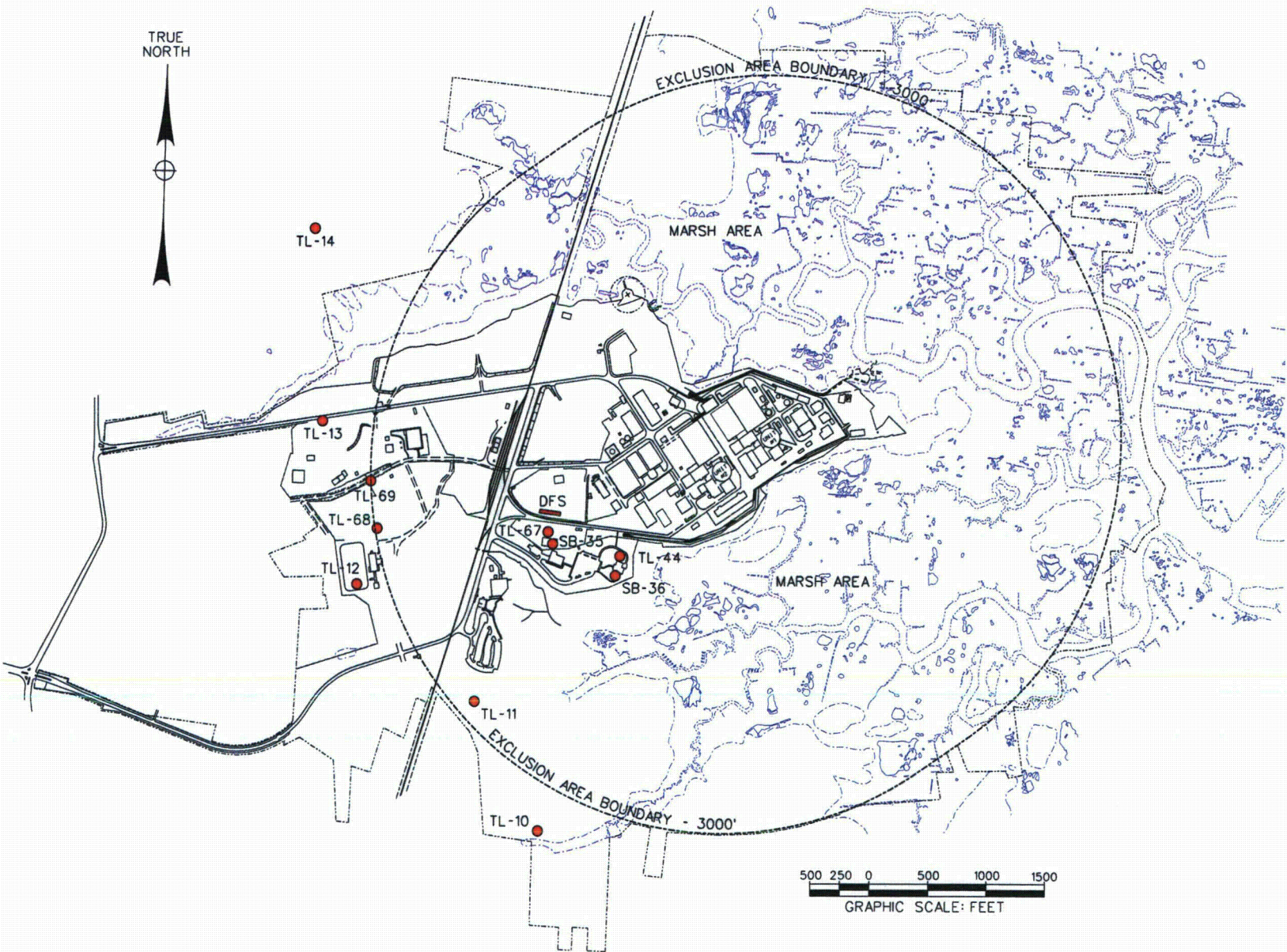


Table 4.0-1  
Dry Fuel Storage (DFS) TLD Monitoring Locations

Site Designation Code	TLD Sample Location Description	Distance From DFS Pad (km)	Direction From DFS Pad
TL-44	On-site, outside Science & Nature Center <sup>(1)</sup>	0.21	ESE
SB-36	On-site, inside Science & Nature Center	0.24	SE
TL-67	On-site, outside near Fitness Center parking <sup>(1)</sup>	0.05	S
SB-35	On-site, inside Fitness Center	0.08	S
TL-68	Nearby site boundary (firing range) to DFS	0.45	W
TL-69	Nearby site boundary (Rocks Rd) to DFS	0.47	W
TL-10	Site Boundary Fence <sup>(2)</sup>	0.77	S
TL-11	Site Boundary Fence <sup>(2)</sup>	0.52	SSW
TL-12	Site Boundary fence <sup>(2)</sup>	0.53	WSW
TL-13	Inside Site Boundary <sup>(2)</sup>	0.61	WNW
TL-14	Trailer Park, Seabrook <sup>(2)</sup>	0.94	NW
TL-36	Rt 97, Georgetown (Control) <sup>(2)</sup>	22	SSW
TL-37	Plaistow, NH (Control) <sup>(2)</sup>	21	WSW
TL-38	Hampstead, NH (Control) <sup>(2)</sup>	27	W
TL-39	Fremont, NH (Control) <sup>(2)</sup>	27	WNW
TL-40	Newmarket, NH (Control) <sup>(2)</sup>	22	NNW
TL-41	Portsmouth, NH (Control) <sup>(1)(2)</sup>	22	NNE
TL-42	Ipswich, MA (Control) <sup>(1)(2)</sup>	22	SSE

(1) This location is not part of the required DFS radiological monitoring program as defined in Table A.9.4-1 of the Seabrook ODCM.

(2) Shared environmental monitoring locations for both Seabrook Station REMP and DFS monitoring.



TABLE 4.1-1

DFS Environmental TLD Measurements  
Net Exposures in mR/Standard Quarter (91 days)

2012

Sta. No.	Description	1st Quarter		2nd Quarter		3rd Quarter		4th Quarter		Qtr Ave
		Exp.	S.D.	Exp.	S.D.	Exp.	S.D.	Exp.	S.D.	Exp.
TL-44	Outside Science & Nature (1)	13.8	± 0.6	13.9	± 0.6	15.1	± 0.7	15.2	± 0.7	14.5
SB-36	Inside Science & Nature C.	17.0	± 0.7	16.3	± 0.8	16.4	± 0.8	16.9	± 0.5	16.7
TL-67	Outside Fitness Center (1)	18.8	± 0.9	20.4	± 0.7	19.8	± 1.1	20.7	± 1.4	19.9
SB-35	Inside Fitness Center	16.7	± 0.9	15.9	± 1.1	16.5	± 0.9	15.8	± 0.6	16.2
TL-68	Nearby Site Boundary to DFS	17.6	± 0.8	18.8	± 0.8	18.2	± 0.9	18.4	± 0.6	18.3
TL-69	Nearby Site Boundary to DFS	13.7	± 0.6	15.2	± 0.6	14.5	± 0.7	15.4	± 0.6	14.7
TL-10	Site Boundary Fence (2)	16.3	± 0.6	16.8	± 0.9	17.4	± 0.8	17.7	± 0.6	17.0
TL-11	Site Boundary Fence (2)	16.2	± 1.0	16.6	± 0.8	17.5	± 1.4	17.7	± 0.7	17.0
TL-12	Site Boundary Fence (2)	16.3	± 0.7	18.3	± 0.8	18.4	± 1.0	19.5	± 0.7	18.1
TL-13	Inside Site Boundary (2)	17.0	± 0.5	18.3	± 0.6	18.4	± 0.9	20.2	± 0.7	18.5
TL-14	Trailer Park Seabrook (2)	14.8	± 0.9	15.4	± 0.7	15.9	± 0.7	17.4	± 0.7	15.9
TL-36	Rt 97, Georgetown (control) (2)	14.0	± 0.6	13.9	± 0.7	14.8	± 0.7	15.7	± 0.7	14.6
TL-37	Plaistow, NH (Control) (2)	16.8	± 0.9	17.5	± 1.0	17.8	± 1.0	18.9	± 0.7	17.7
TL-38	Hampstead, NH (Control) (2)	18.1	± 0.8	18.4	± 1.1	19.5	± 0.9	20.5	± 0.7	19.1
TL-39	Fremont, NH (Control) (2)	20.2	± 1.4	20.2	± 0.9	21.0	± 0.8	21.8	± 1.0	20.8
TL-40	Newmarket, NH (Control) (2)	15.5	± 0.9	16.7	± 0.7	17.9	± 1.0	17.9	± 0.9	17.0
TL-41	Portsmouth, NH (Control) (1) (2)	15.4	± 0.6	16.2	± 0.8	16.3	± 0.8	17.4	± 0.8	16.3
TL-42	Ipswich, MA (Control) (1) (2)	13.5	± 0.5	13.5	± 0.6	13.9	± 0.8	13.7	± 0.6	13.6
Mean of Indicators		16.2		16.9		17.1		17.7		17.0
Mean of Controls		16.2		16.6		17.3		18.0		17.0

(1) This location is not part of the DFS required program defined by the ODCM.

(2) Shared environmental monitoring locations for both plant REMP and DFS monitoring.

FIGURE 4.1  
DFS CONTROL RADIATION MEASUREMENTS (USING TLDs)  
SEABROOK STATION

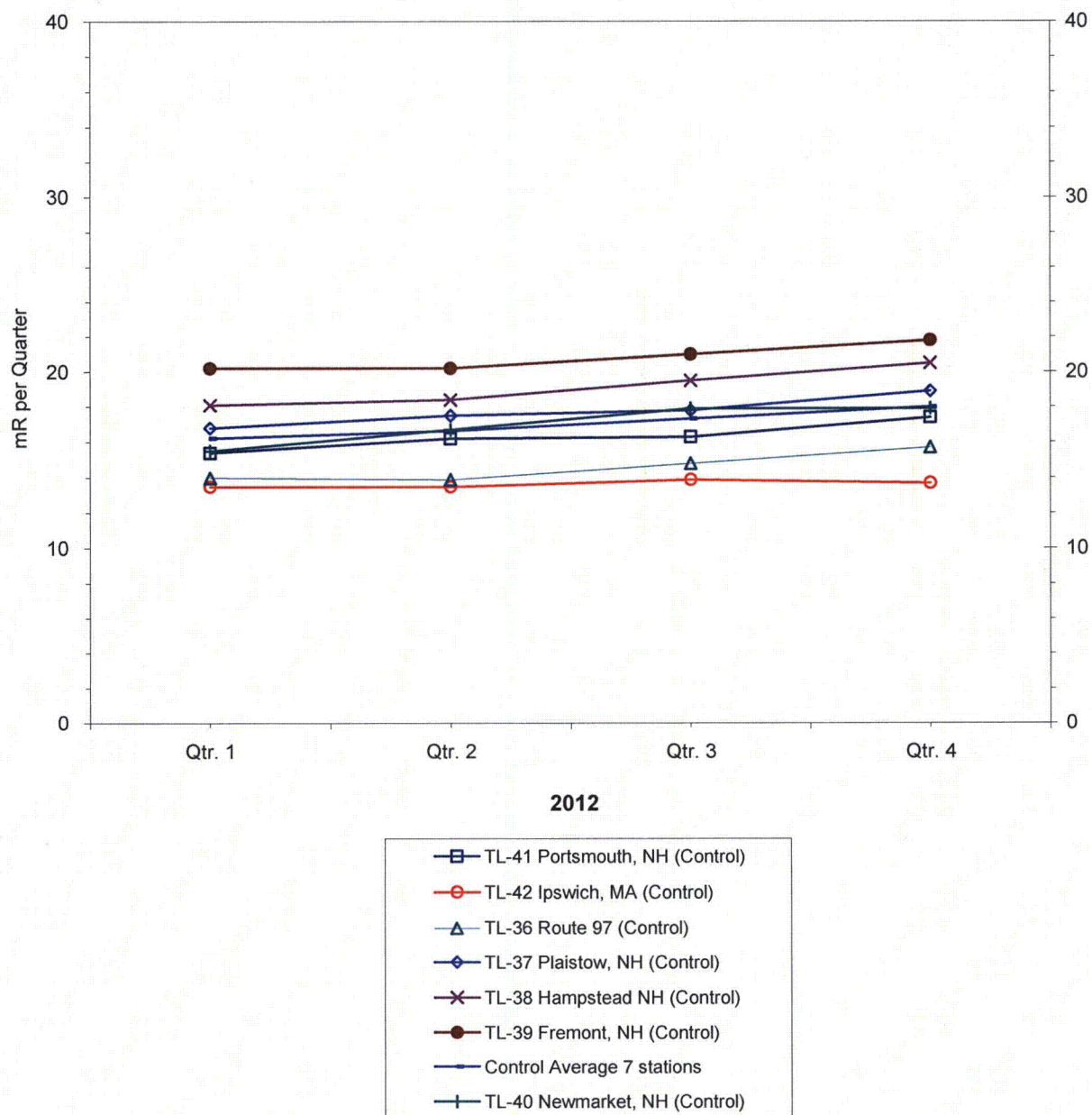
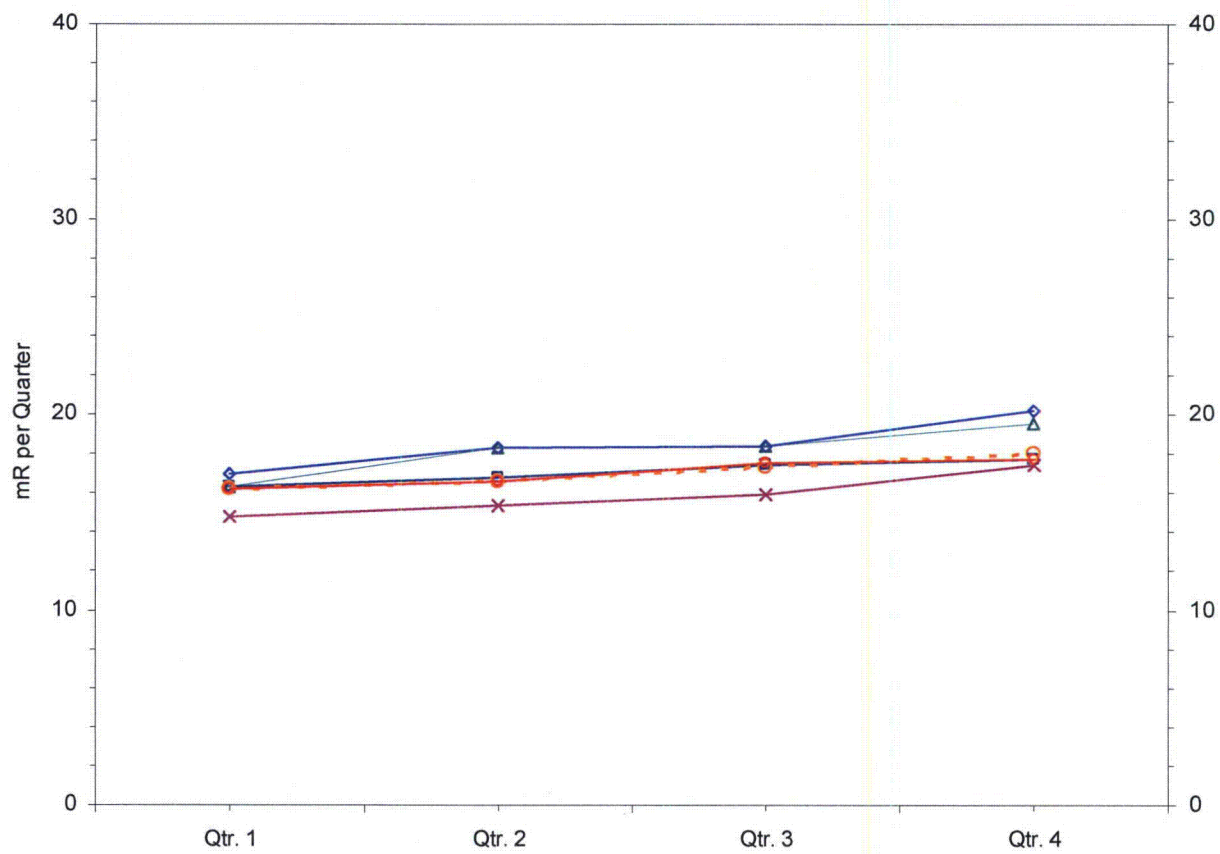


FIGURE 4.2

DFS ENVIRONMENTAL RADIATION MEASUREMENTS (USING TLDs)  
SEABROOK STATION

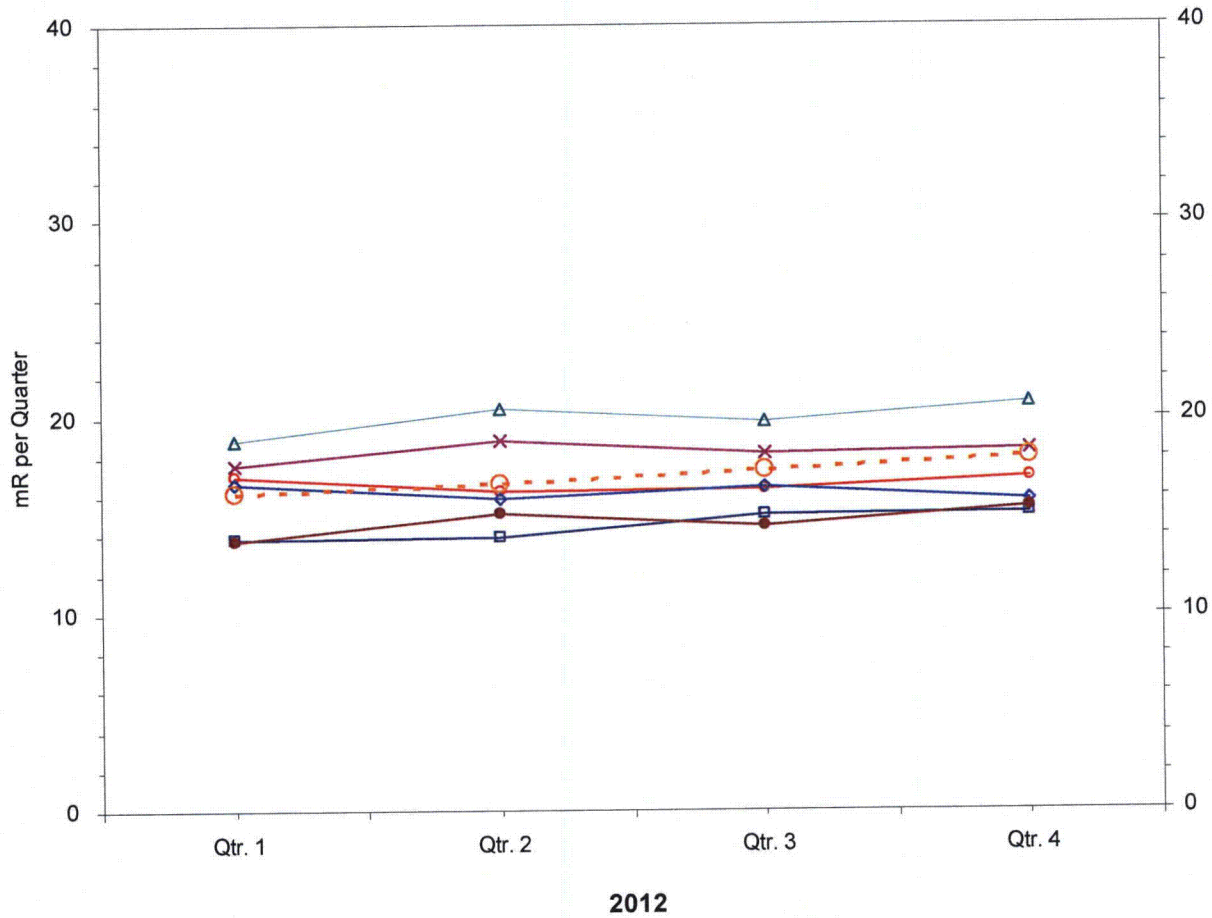


2012



FIGURE 4.3

DFS ENVIRONMENTAL RADIATION MEASUREMENTS (USING TLDs)  
SEABROOK STATION



2012



FIGURE 4.4

DFS CONTROL RADIATION MEASUREMENTS (USING TLDs)  
SEABROOK STATION

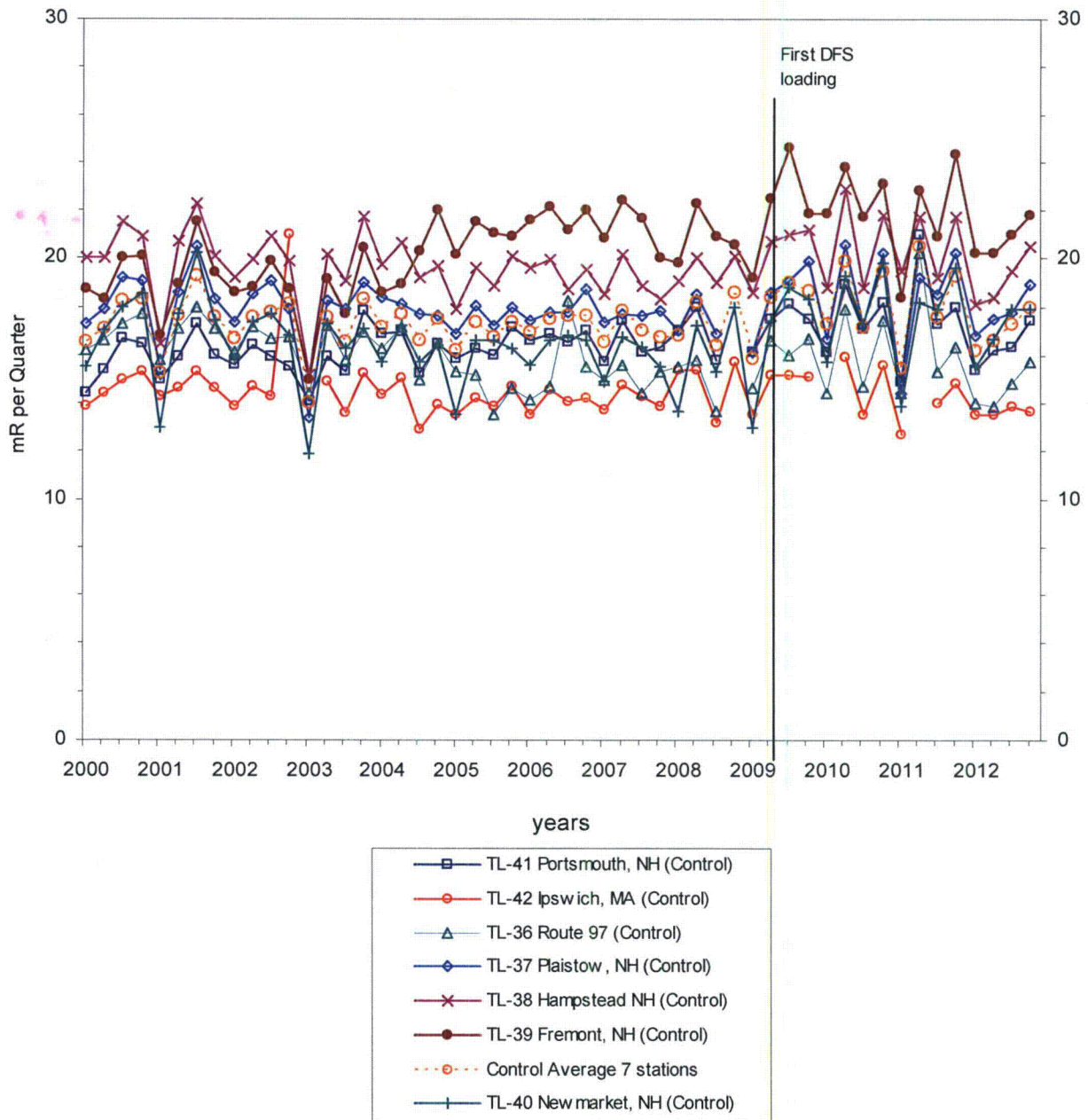




FIGURE 4.5

DFS RADIATION MEASUREMENTS TRENDS (USING TLDs)  
SEABROOK STATION

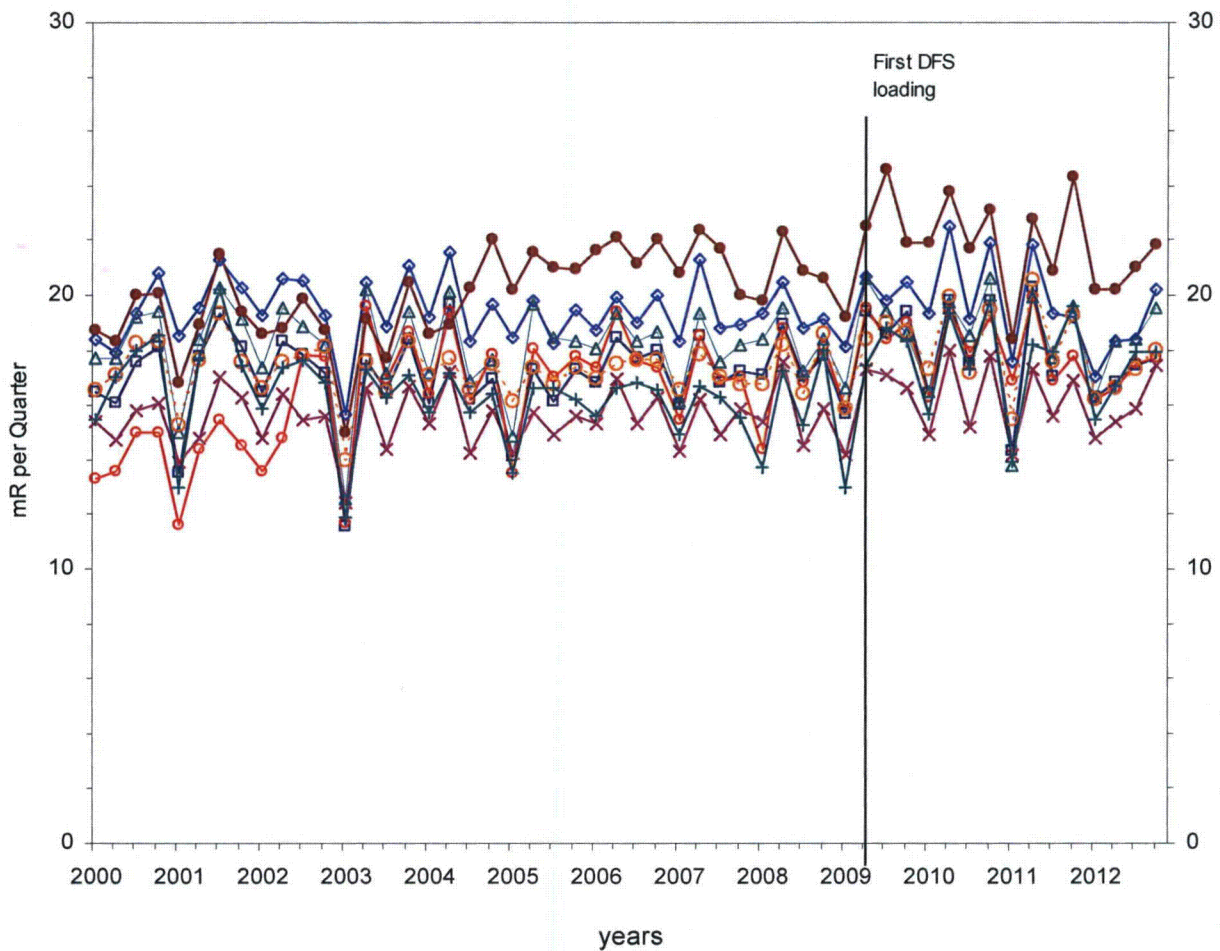
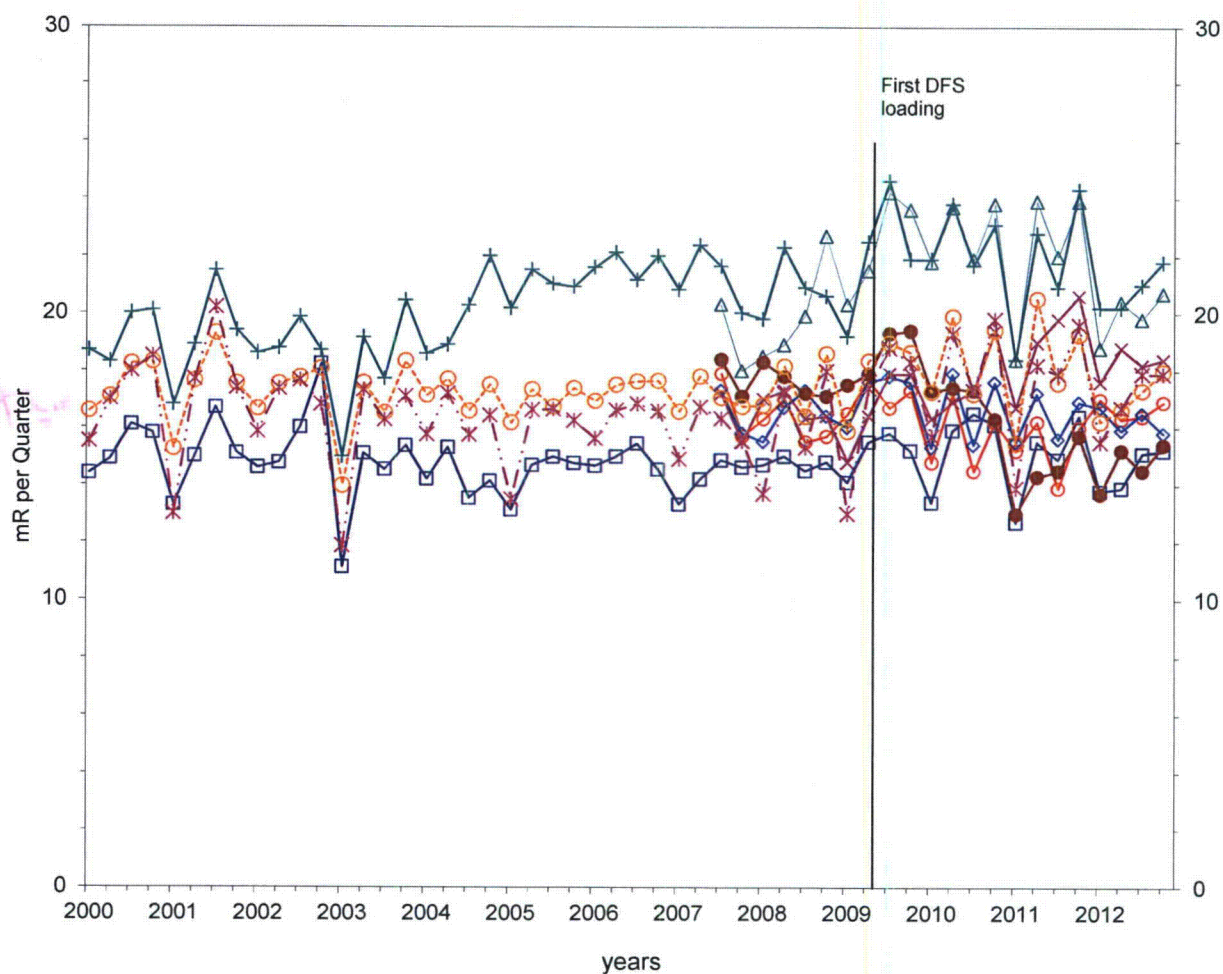




FIGURE 4.6  
DFS RADIATION MEASUREMENTS TRENDS (USING TLDs)  
SEABROOK STATION



## 5.0 Program Deviations and Reporting

### 5.1 Sampling Program Deviations

Table A.9.1-1 of the Offsite Dose Calculation Manual (ODCM) allows for deviations in the REMP sampling schedule "if specimens are unobtainable due to circumstances such as hazardous conditions, seasonal unavailability and malfunction of automatic sampling equipment." All deviations from the sampling schedule shall be documented each year in the Radiological Environmental Operating Report. The deviations for 2012 are as follows:

- On 03/13/2012, a loss of power to air sampling station AP/CF-04 (duration approximately 15 hours and 41 minutes) was recorded due likely to local thunderstorms tripping the air sampling equipment surge protection. The unit was returned to service after a pump fuse was replaced. The out of service time did not impact the ability to collect sufficient sample volume over the collection cycle for analysis.
- On 03/21/2012, a loss of power to air sampling station AP/CF-05 (duration approximately 4 hours 25 minutes) was recorded due to a local power outage. The unit was returned to service when local power was restored. The out of service time did not impact the ability to collect sufficient sample volume over the collection cycle for analysis.
- On 03/25/2012, a loss of power to four air sampling stations (listed below) was recorded due to a power outage not related to the air sampling equipment.

Location	Date/Time power lost	Date/Time power restored	Duration of loss
AP/CF-01	03/25/12 18:06	03/25/12 19:51	1 hour 45 min.
AP/CF-04	03/25/12 18:06	03/25/12 19:21	1 hour 20 min.
AP/CF-05	03/25/12 18:10	03/25/12 19:41	1 hour 31 min.
AP/CF-08	03/25/12 18:11	03/25/12 19:51	1 hour 40 min.

The units were returned to service when the utility restored power to the area. The out of service time did not impact the ability to collect sufficient sample volume over the collection cycle for analysis.

- On 05/23/2012, a momentary loss of power to air sampling station AP/CF-05 (duration approximately 28 seconds). The unit was immediately returned to service when the power was restored. The out of service time had no impact on the ability to collect sufficient sample volume over the collection cycle for analysis.
- On 05/30/2012, air sampling station AP/CF-03 was found to have a lower than usual airflow (1.1 cfm) than normal and a tear in the filter paper leading to a potential loss of some sample collection during the previous two week sample collection cycle. The filter paper was replaced and pump flow rate reset to normal 1.8 cfm. Additionally, new filter heads were purchased and installed in the air sampling stations.
- During the change out of the 2<sup>nd</sup> quarter, 2012 environmental TLDs (07/06/2012) the TLD device TL-45 located at the Hampton Fire Station was missing at the time of collection.
- On 08/02/2012, a loss of power to air sampling station AP/CF-01 was recorded due to a momentary loss of power (weather related). The unit was immediately returned to service as the power was restored after the momentary power dip. There was no impact on the collection of normal sample volume over the collection cycle.
- On 09/09/2012, a loss of power to air sampling station AP/CF-04 (duration approximately 26 hours 19 minutes) was recorded due to a blown pump fuse. The air sampling station was

returned to service when the fuse was replaced. The out of service time did not impact the ability to collect sufficient sample volume over the collection cycle for analysis.

- On 09/23/2012, a loss of power to air sampling station AP/CF-08 (duration approximately 1 hour 41 minutes) was recorded due to a blown pump fuse. The air sampling station was returned to service when the fuse was replaced. The out of service time did not impact the ability to collect sufficient sample volume over the collection cycle for analysis.
- On 10/29/2012, a loss of power to four air sampling stations (listed below) was recorded due to weather related (Hurricane Sandy) power outages. Three of the stations were found with blown pump fuses from grid disturbances and were replaced.

Location	Equipment condition	Duration of loss
AP/CF-01	Blown pump fuse	18 hours.
AP/CF-03	In service when power restored	3 hours 9 min.
AP/CF-04	Blown pump fuse	18 hours 56 min.
AP/CF-08	Blown pump fuse	20 hours 21 min.

The out of service time did not impact the ability to collect sufficient sample volume over the collection cycle for analysis.

- On 11/02/2012, a loss of power to air sampling station AP/CF-01 (duration approximately 3 hours 7 minutes) was recorded due to a downed utility line. The air sampling station was returned to service when the power line was restored. The out of service time did not impact the ability to collect sufficient sample volume over the collection cycle for analysis.
- On 11/17/2012, a loss of power to two air sampling stations (listed below) was recorded due to a power outage. The two samplers did not return to service when power was restored due to blown fuses resulting from the power loss.

Location	Equipment condition	Duration of loss
AP/CF-01	Blown pump fuse	56 hours 53 min.
AP/CF-08	Blown pump fuse	56 hours 40 min.

The out of service time did not impact the ability to collect sufficient sample volume over the collection cycle for analysis.

- On 12/04/2012, air sampling station AP/CF-03 was inadvertently left in the off position following scheduled semi-annual preventative maintenance. The unit was returned to service when discovered during the bi-weekly sample change out. The station was out of service for approximately 218 hours or about 9 days out of the 14 day sample cycle.
- On 012/27/2012, a loss of power to two air sampling stations (listed below) was recorded.

Location	Date/Time power lost	Date/Time power restored	Duration of loss
AP/CF-02	12/27/12 4:42	12/27/12 6:58	2 hour 16 min.
AP/CF-05	12/27/12 6:45	12/27/12 8:58	2 hour 13 min.

The air sampling stations were returned to service when local power was restored. The out of service time did not impact the ability to collect sufficient sample volume over the collection cycle for analysis.

## **5.2 Comparison Of Achieved LLDs With Requirements**

Table A.9.1-2 of the ODCM indicates the required Lower Limits of Detection (LLDs) for environmental sample analyses. (This table is duplicated in Table 5.2-1 of this report.) Occasionally an LLD for short-lived radionuclides is not achieved due to low sample volume or delays between sample collection and time of analysis. In such cases, ODCM Table A.9.1-2 requires a discussion of the event in the annual Radiological Environmental Operating Report. .

For each analysis having an LLD requirement in ODCM Table A.9.1-2, the *a posteriori* (after the fact) Minimum Detectable Concentration (MDC) calculated for that analysis was compared with the required LLD. During 2012, 1302 analyses had an LLD requirement listed in Table 5.2-1, and in all cases the LLD requirements were met.

### **5.3 Comparison of Results Against Reporting Levels**

Seabrook Station ODCM Section 10.1 requires the notification of the NRC by special report within 30 days of receipt from the environmental laboratory whenever a Reporting Level in Table 5.3-1 is exceeded.

Reporting Levels are the environmental concentrations that relate to the ALARA design dose objectives of 10 CFR 50, Appendix I. It should be noted that environmental concentrations are averaged over calendar quarters for the purposes of this comparison, and that Reporting Levels apply only to measured levels of radioactivity due to plant effluents. During 2012, no Reporting Levels were exceeded.

**Table 5.2-1**  
**DETECTION CAPABILITIES FOR ENVIRONMENTAL SAMPLE ANALYSIS<sup>a</sup>**

Lower Limit of Detection (LLD)

Analysis	Water (pCi/kg)	Airborne Particulate or Gas (pCi/m <sup>3</sup> )	Fish and Invertebrates (pCi/kg, wet)	Milk (pCi/kg)	Food Products (pCi/kg, wet)	Sediment (pCi/kg, dry)
Gross Beta	4	0.01				
H-3	3,000					
Mn-54	15		130			
Fe-59	30		260			
Co-58, 60	15		130			
Zn-65	30		260			
Zr-Nb-95	15 <sup>c</sup>					
I-131	15	0.07		1	60 <sup>b</sup>	
Cs-134	15	0.05	130	15	60	150
Cs-137	18	0.06	150	18	80	180
Ba-La-140	15 <sup>c</sup>			15		

a. Reference Seabrook Station ODCM, Table A.9.1-2 for clarifications.

b. Broad leaf vegetation only.

c. Parent only.



**Table 5.3-1**

**REPORTING LEVELS FOR RADIOACTIVITY CONCENTRATIONS IN ENVIRONMENTAL SAMPLES<sup>a</sup>**

Analysis	Water (pCi/kg)	Airborne Particulate or Gas (pCi/m <sup>3</sup> )	Fish and Invertebrates (pCi/kg, wet)	Milk (pCi/kg)	Food Products (pCi/kg, wet)
H-3	30,000				
Mn-54	1,000		30,000		
Fe-59	400		10,000		
Co-58	1,000		30,000		
Co-60	300		10,000		
Zn-65	300		20,000		
Zr-Nb-95	400				
I-131	100	0.9		3	100 <sup>b</sup>
Cs-134	30	10	1,000	60	1,000
Cs-137	50	20	2,000	70	2,000
Ba-La-140	200			300	

a. Reference Seabrook Station ODCM Table A.9.1-3 for clarifications.

b. Broad leaf vegetation only.

## 6.0 QUALITY ASSURANCE PROGRAM

### 6.1 GEL Laboratories QA

GEL's primary goals are to ensure that all measurement data generated are scientifically and legally defensible, of known and acceptable quality per the data quality objectives (DQOs), and thoroughly documented to provide sound support for environmental decisions. In addition, GEL continues to ensure compliance with all contractual requirements, environmental standards, and regulations established by local, state and federal authorities.

GEL administers the QA program in accordance with the Quality Assurance Plan, GL-QS-B-001. The Quality Systems include all quality assurance (QA) policies and quality control (QC) procedures necessary to plan, implement, and assess the work that GEL performs. GEL's QA Program establishes a quality management system (QMS) that governs all of the activities of the organization.

This report entails the quality assurance program for the proficiency testing and environmental monitoring aspects of GEL for 2012.

#### Quality Assurance Programs for Inter-laboratory, Intra-laboratory and Third Party Cross-Check

In addition to internal and client audits, GEL laboratory participates in annual performance evaluation studies conducted by independent providers. GEL routinely participates in the following types of performance audits:

- Proficiency testing and other inter-laboratory comparisons
- Performance requirements necessary to retain Certifications
- Evaluation of recoveries of certified reference and in-house secondary reference materials using statistical process control data.
- Evaluation of relative percent difference between measurements through SPC data.

GEL also participate in a number of proficiency testing programs for federal and state agencies and as required by contracts. It is GEL's policy that no proficiency evaluation samples be analyzed in any special manner. GEL's annual performance evaluation participation generally includes a combination of studies that support the following:

- US Environmental Protection Agency Discharge Monitoring Report, Quality Assurance Program (DMR-QA). Annual national program sponsored by EPA for laboratories engaged in the analysis of samples associated with the NPDES monitoring program. Participation is mandatory for all holders of NPDES permits. The permit holder must analyze for all of the parameters listed on the discharge permit. Parameters include general chemistry, metals, BOD/COD, oil and grease, ammonia, nitrates, etc.
- Department of Energy Mixed Analyte Performance Evaluation Program (MAPEP). A semiannual program developed by DOE in support of DOE contractors performing waste analyses. Participation is required for all laboratories that perform environmental analytical measurements in support of environmental management activities. This program includes radioactive isotopes in water, soil, vegetation and air filters.
- ERA's MRAD-Multimedia Radiochemistry Proficiency test program. This program is for labs seeking certification for radionuclides in wastewater and solid waste. The program is conducted in strict compliance with USEPA National Standards for Water Proficiency study.
- ERA's InterLaB RadChem Proficiency Testing Program for radiological analyses. This program completes the process of replacing the USEPA EMSL-LV Nuclear Radiation Assessment Division program discontinued in 1998. Laboratories seeking certification for radionuclide analysis in drinking

water also use the study. This program is conducted in strict compliance with the USEPA National Standards for Water Proficiency Testing Studies. This program encompasses Uranium by EPA method 200.8 (for drinking water certification in Florida/Primary NELAP), gamma emitters, Gross Alpha/Beta, Iodine-131, naturally occurring radioactive isotopes, Strontium-89/90, and Tritium.

- ERA's Water Pollution (WP) biannual program for waste methodologies includes parameters for both organic and inorganic analytes.
- ERA's Water Supply (WS) biannual program for drinking water methodologies includes parameters for organic and inorganic analytes.
- Environmental Cross-Check Program administered by Eckert & Ziegler Analytics, Inc. This program encompasses radionuclides in water, soil, milk, naturally occurring radioactive isotopes in soil and air filters.

GEL procures single-blind performance evaluation samples from Eckert & Ziegler Analytics to verify the analysis of sample matrices processed at GEL. Samples are received on a quarterly basis. GEL's Third-Party Cross-Check Program provides environmental matrices encountered in a typical nuclear utility REMP. The Third-Party Cross-Check Program is intended to meet or exceed the inter-laboratory comparison program requirements discussed in NRC Regulatory Guide 4.15, revision 1. Once performance evaluation samples have been prepared in accordance with the instructions provided by the TP provider, samples are managed and analyzed in the same manner as environmental samples from GEL's clients.

#### Quality Assurance Program for Internal and External Audits

During each annual reporting period, at least one internal assessment is conducted in accordance with the pre-established schedule from Standard Operating Procedure for the Conduct of Quality Audits, GL-QS-E001. The annual internal audit plan is reviewed for adequacy and includes the scheduled frequency and scope of quality control actions necessary to GEL's QA program. Internal audits are conducted at least annually in accordance with a schedule approved by the Quality Systems Director. Supplier audits are contingent upon the categorization of the supplier, and may or may not be conducted prior to the use of a supplier or subcontractor. Type I suppliers and subcontractors, regardless of how they were initially qualified, are re-evaluated at least once every three years.

In addition, prospective customers audit GEL during pre-contract audits. GEL hosts several external audits each year for both GEL clients and other programs. These programs include environmental monitoring, waste characterization, and radiobioassay. The following list of programs may audit GEL at least annually or up to every three years depending on the program.

- NELAC, National Environmental Laboratory Accreditation Program
- DOE CAP, U.S. Department of Energy Consolidated Audit Program
- DOE LAP, U.S. Department of Energy Laboratory Accreditation Program
- DOE QSAS, U.S. Department of Energy, Quality Systems for Analytical Services
- ISO/IEC 17025
- A2LA, American Association for Laboratory Accreditation
- DOD ELAP, US Department of Defense Environmental Accreditation Program
- NUPIC, Nuclear Procurement Issues Committee
- South Carolina Department of Health and Environmental Control (SC DHEC)

The annual radiochemistry laboratory internal audit (12-RAD-001) was conducted in March 2011. Two (2) findings, three (3) observations, and three (3) recommendations resulted from this assessment. In May 2012, each finding was closed and appropriate laboratory staff addressed each observation and recommendation.

The Nuclear Procurement Issues Committee (NUPIC) follow up verification audit was conducted on October 16, 2012 through October 17, 2012. This Duke Energy/NUPIC QA audit was performed to verify that the six audit findings identified in the 2011 NUPIC audit had been successfully implemented.

The audit confirmed that the actions taken to the six findings have been adequately addressed by GEL. The Audit Report # 22837-A for Supplier Number 5644 has been posted on the NUPIC website.

### Performance Evaluation Acceptance Criteria for Environmental Sample Analysis

For intra-laboratory or third party quality control programs that do not have a specific acceptance criteria (i.e. the Eckert-Ziegler Analytics Environmental Cross-check Program), results will be evaluated in accordance with GEL's internal acceptance criteria.

### Performance Evaluation Samples

Performance Evaluation (PE) results and internal quality control sample results are evaluated in accordance with GEL acceptance criteria. The first criterion concerns bias, which is defined as the deviation of any one result from the known value. The second criterion concerns precision, which deals with the ability of the measurement to be replicated by comparison of an individual result with the mean of all results for a given sample set.

GEL also evaluates its analytical performance on a regular basis through statistical process control (SPC) acceptance criteria. Where feasible, this criterion is applied to both measures of precision and accuracy and is specific to sample matrix. GEL establishes environmental process control limits at least annually.

For Radiochemistry analysis, quality control evaluation is based on static limits rather than those that are statistically derived. Current process control limits are maintained in GEL's AlphaLIMS. GEL also measures precision with matrix duplicates and/or matrix spike duplicates. The upper and lower control limits (UCL and LCL, respectively) for precision are plus or minus three times the standard deviation from the mean of a series of relative percent differences. The static precision criteria for radiochemical analyses are 0 - 20%, for activity levels exceeding the contract required detection limit (CRDL).

### Quality Control Program for Environmental Sample Analysis

GEL's internal QA Program is designed to include QC functions such as instrumentation calibration checks (to insure proper instrument response), blank samples, instrumentation backgrounds, duplicates, as well as overall staff qualification analyses and statistical process controls. Both quality control and qualification analyses samples are used to be as similar as the matrix type of those samples submitted for analysis by the various laboratory clients. These performance test samples (or performance evaluation samples) are either actual samples submitted in duplicate in order to evaluate the precision of laboratory measurements, or fortified blank samples, which have been given a known quantity of a radioisotope that is in the interest to GEL's clients.

Accuracy (or Bias) is measured through laboratory control samples and/or matrix spikes, as well as surrogates and internal standards. The UCLs and LCLs for accuracy are plus or minus three times the standard deviation from the mean of a series of recoveries. The static limit for radiochemical analyses is 75 - 125%. Specific instructions for out-of-control situations are provided in the applicable analytical SOP.

GEL's Laboratory Control Standard (LCS) is an aliquot of reagent water or other blank matrix to which known quantities of the method analytes are added in the laboratory. The LCS is analyzed exactly like a sample, and its purpose is to determine whether the methodology is in control, and whether the laboratory is capable of making accurate and precise measurements. Some methods may refer to these samples as Laboratory Fortified Blanks (LFB). The requirement for recovery is between 75 and 125% for radiological analyses excluding drinking water matrix.

$$\text{Bias (\%)} = \frac{(\text{observed concentration})}{(\text{known concentration})} * 100 \%$$

Precision is a data quality indicator of the agreement between measurements of the same property, obtained under similar conditions, and how well they conform to themselves. Precision is usually expressed as standard deviation, variance or range in either absolute or relative (percentage) terms.

GEL's laboratory duplicate (DUP or LCSD) is an aliquot of a sample taken from the same container and processed in the same manner under identical laboratory conditions. The aliquot is analyzed independently from the parent sample and the results are compared to measure precision and accuracy.

If a sample duplicate is analyzed, it will be reported as Relative Percent Difference (RPD). The RPD must be 20 percent or less, if both samples are greater than 5 times the MDC. If both results are less than 5 times MDC, then the RPD must be equal to or less than 100%. If one result is above the MDC and the other is below the MDC, then the RPD can be calculated using the MDC for the result of the one below the MDC. The RPD must be 100% or less. In the situation where both results are above the MDC but one result is greater than 5 times the MDC and the other is less than 5 times the MDC, the RPD must be less than or equal to 20%. If both results are below MDC, then the limits on % RPD are not applicable.

$$\text{Difference (\%)} = \frac{(\text{high duplicate result} - \text{low duplicate result})}{(\text{average of results})} * 100 \%$$

### Summary of Data Results

During 2012, forty-three (43) radioisotopes associated with seven (7) matrix types were analyzed under GEL's Performance Evaluation program in participation with ERA, MAPEP, and Eckert & Ziegler Analytics. Matrix types were representative of client analyses performed during 2012. Of the four hundred forty-four (444) total results reported, 98% (433 of 444) were found to be acceptable. The list below contains the type of matrix evaluated by GEL.

- Air Filter
- Cartridge
- Water
- Milk
- Soil
- Liquid
- Vegetation

A summary of GEL's quality control for radiological analyses by isotopic analysis and matrix are represented in Table 6.1-1. Each LCS and DUP represents a batch of samples for each isotopic analysis. This summary contains the number of reportable quality control results for GEL clients.

### Summary of Participation in the Eckert & Ziegler Analytics Environmental Cross-Check Program

During 2012, Eckert & Ziegler Analytics provided samples for ninety-two (92) individual environmental analyses. The accuracy of each result reported to Eckert & Ziegler Analytics, Inc. is measured by the ratio of GEL's result to the known value. All results fell within GEL's acceptance criteria (100%). The results are summarized in Table 6.1-2.

### Quality Control Program for REMP Analyses

GEL's internal (intra-laboratory) quality control program evaluated 2941 individual analyses for bias and 3242 analyses for precision for standard REMP matrix and radionuclides. Of the internal quality control analyses evaluated for bias, all (100%) met laboratory acceptance criteria. In addition, all (100%) REMP related internal quality control analyses evaluated for precision were found to be acceptable. The results are summarized in Table 6.1-3.

**TABLE 6.1-1**  
**2012 RADIOLOGICAL INTRA-LABORATORY DATA SUMMARY: BIAS AND PRECISION BY MATRIX**

MATRIX AND ANALYSIS	Laboratory Control Sample (LCS) Bias Criteria ( $\pm 25\%$ )		Duplicate/LCS Duplicate Precision Criteria (Note 1)	
	WITHIN CRITERIA	OUTSIDE CRITERIA	WITHIN CRITERIA	OUTSIDE CRITERIA
<b>MILK</b>				
Gamma Spec Liquid RAD A-013	8	0	8	0
Gamma Iodine-129	0	0	1	0
Gamma Iodine-131	44	0	154	0
Gas Flow Sr 2nd count	51	0	48	0
Gas Flow Strontium 90	7	0	7	0
Gas Flow Total Strontium	29	0	29	0
Gross Alpha Non Vol Beta	1	0	1	0
Gamma Spec Liquid RAD A-013 with Ba, La	74	0	147	0
Gamma Spec Liquid RAD A-013 with Iodine	6	0	5	0
<b>SOLID</b>				
Gas Flow Radium 228	16	0	20	0
Tritium	368	0	402	0
Carbon-14	274	0	358	0
LSC Iron-55	203	0	215	0
Alpha Spec Polonium Solid	90	0	148	0
Gamma Nickel 59 RAD A-022	184	0	240	0
LSC Chlorine-36 in Solids	13	0	24	0
Gamma Spec Ra226 RAD A-013	142	0	178	0
Gamma Spec Solid RAD A-013	815	0	1181	1
LSC Nickel 63	263	0	312	0
LSC Plutonium	268	0	285	2
Technetium-99	429	0	458	0
Gamma Spec Liquid RAD A-013	5	0	5	0
ICP-MS Technetium-99 in Soil	95	0	92	0
LSC Selenium 79	4	0	4	0
Total Activity,	10	0	11	0
Tritium	4	0	4	0
Alpha Spec Am243	42	0	74	0
Gamma Iodine-129	215	0	228	0
Gas Flow Lead 210	41	0	38	0
Total Uranium KPA	7	0	10	0
Alpha Spec Uranium	451	0	614	0
LSC Promethium 147	26	0	37	0
LSC, Rapid Strontium 89 and 90	116	0	129	0
Alpha Spec Polonium	2	0	2	0
Alpha Spec Thorium	257	0	392	0
ICP-MS Uranium-233, 234 in Solid	11	0	8	0
LSC Sulfur 35	2	0	2	0
Alpha Spec Plutonium	309	0	448	3



TABLE 6.1-1 Continued

MATRIX AND ANALYSIS	Laboratory Control Sample (LCS) Bias Criteria ( $\pm 25\%$ )		Duplicate/LCS Duplicate Precision Criteria (Note 1)	
	WITHIN CRITERIA	OUTSIDE CRITERIA	WITHIN CRITERIA	OUTSIDE CRITERIA
ICP-MS Technetium-99 Prep in Soil	88	0	85	0
Alpha Spec Neptunium	293	0	321	1
Alpha Spec Plutonium	157	0	206	0
Alpha Spec Radium 226	12	0	15	1
Gamma Spec Solid with Ra226, Ra228	7	0	13	0
Gas Flow Sr 2nd count	15	0	17	0
Gas Flow Strontium 90	239	0	312	0
Gas Flow Total Radium	2	0	2	0
Lucas Cell Radium 226	43	0	55	0
Total Activity Screen	8	0	48	0
Alpha Spec Am241 Curium	402	0	536	0
LSC Phosphorus-32	3	0	3	0
Gas Flow Total Strontium	88	0	90	0
Gross Alpha Non Vol Beta	2	0	2	0
ICP-MS Uranium-233, 234 Prep in Solid	13	0	8	0
ICP-MS Uranium-235, 236, 238 in Solid	15	0	12	0
Gamma Spec Solid RAD A-013 with Ba, La	8	0	13	0
Gamma Spec Solid RAD A-013 with Iodine	5	0	6	0
Organically Bound Tritium	7	0	16	0
GFC Chlorine-36 in Solids	3	0	2	0
Gamma Spec Solid RAD A-013 (pCi/Sample)	3	0	8	0
Technetium-99	0	0	1	0
Tritium	4	0	4	0
Alpha Spec Am241 (pCi/Sample)	0	0	1	0
ICP-MS Uranium-234, 235, 236, 238 in Solid	290	0	281	0
ICP-MS Uranium-235, 236, 238 Prep in Solid	11	0	7	0
Carbon-14	2	0	2	0
Gross Alpha/Beta	299	0	456	1
Alpha Spec Neptunium	0	0	1	0
Gross Alpha/Beta (Americium Calibration) Solid	1	0	1	0
ICP-MS Uranium-234, 235, 236, 238 Prep in Solid	139	0	147	0
Lucas Cell Radium 226 by DOE HASL 300 Ra- 04 Solid	1	0	2	0
<b>FILTERS</b>				
Alpha Spec Uranium	11	0	20	0
Alpha Spec Polonium	5	0	15	0
Gamma I-131, filter	5	0	5	0
LSC Plutonium Filter	133	0	158	0
Tritium	123	0	181	0
Carbon-14	88	0	151	0
Nickel-63	0	0	6	0
LSC Iron-55	136	0	154	0



TABLE 6.1-1 Continued

MATRIX AND ANALYSIS	Laboratory Control Sample (LCS) Bias Criteria ( $\pm 25\%$ )		Duplicate/LCS Duplicate Precision Criteria (Note 1)	
	WITHIN CRITERIA	OUTSIDE CRITERIA	WITHIN CRITERIA	OUTSIDE CRITERIA
Gamma Nickel 59 RAD A-022	132	0	151	0
Gamma Iodine 131 RAD A-013	4	0	4	0
Gamma Spec Solid RAD A-013	1	0	1	0
LSC Nickel 63	136	0	181	0
LSC Plutonium	1	0	1	0
Technetium-99	90	0	136	0
Gamma Spec Filter RAD A-013	217	0	288	0
LSC Chlorine-36 in Filters	0	0	1	0
Alphaspec Np Filter per Liter	32	0	40	0
Alphaspec Pu Filter per Liter	22	0	32	0
Gamma Iodine-125	11	0	0	0
Gamma Iodine-129	110	0	128	0
Gross Alpha/Beta	0	0	76	0
Alpha Spec Am243	16	0	30	0
Gas Flow Lead 210	0	0	3	0
LSC Plutonium Filter per Liter	36	0	42	0
Total Uranium KPA	7	0	10	0
Alpha Spec Uranium	61	0	79	0
LSC Promethium 147	1	0	6	0
LSC, Rapid Strontium 89 and 90	128	0	170	0
Alpha Spec Thorium	35	0	48	0
Alpha Spec Plutonium	85	0	106	0
Alpha Spec Neptunium	108	0	135	0
Alpha Spec Plutonium	134	0	181	0
Alpha Spec Polonium, (Filter/Liter)	0	0	17	0
Gas Flow Sr 2nd Count	86	0	92	0
Gas Flow Strontium 90	50	0	61	0
Lucas Cell Radium-226	0	0	1	0
Alpha Spec Am241Curium	157	0	189	0
Gas Flow Total Strontium	6	0	12	0
Total Activity in Filter,	2	0	7	0
Alphaspec Am241 Curium Filter per Liter	36	0	43	0
Tritium	127	0	127	0
GFC Chlorine-36 in Filters	1	0	2	0
Gamma Spec Filter RAD A-013 Direct Count	3	0	3	0
Carbon-14	52	0	60	0
Direct Count-Gross Alpha/Beta	67	0	0	0
Gross Alpha/Beta	73	0	93	0
ICP-MS Uranium-234, 235, 236, 238 in Filter	4	0	10	0
Alpha Spec U	28	0	66	0
Gross A & B	649	0	603	0
Gross Alpha/Beta	1	0	1	0
LSC Iron-55	44	0	55	0
Technetium-99	32	0	38	0



TABLE 6.1-1 Continued

MATRIX AND ANALYSIS	Laboratory Control Sample (LCS) Bias Criteria ( $\pm 25\%$ )		Duplicate/LCS Duplicate Precision Criteria (Note 1)	
	WITHIN CRITERIA	OUTSIDE CRITERIA	WITHIN CRITERIA	OUTSIDE CRITERIA
Gas Flow Sr-90	36	0	41	0
LSC Nickel 63	40	0	47	0
Gas Flow Pb-210	24	0	45	0
Gas Flow Ra-228	27	0	36	0
Gamma Iodine 129	50	0	51	0
ICP-MS Uranium-234, 235, 236, 238 Prep in Filter	2	0	6	0
Gamma Spec Filter	172	0	215	0
Lucas Cell Ra-226	30	0	43	0
Alpha Spec Thorium	37	0	52	0
<b>LIQUID</b>				
Alpha Spec Uranium	523	0	802	0
Alpha Spec Polonium	2	0	6	0
Electrolytic Tritium	21	0	35	0
Tritium	1377	0	1465	0
Carbon-14	263	0	300	0
Chlorine-36 in Liquids	1	0	3	0
Iodine-131	10	0	18	6
LSC Iron-55	298	0	363	0
Gamma Nickel 59 RAD A-022	26	0	41	0
Gamma Iodine 131 RAD A-013	3	0	4	0
LSC Nickel 63	359	0	402	0
LSC Plutonium	83	0	102	2
LSC Radon 222	9	0	31	0
Technetium-99	364	0	458	0
Gamma Spec Liquid RAD A-013	879	0	941	0
Total Activity,	4	0	4	0
Alpha Spec Am243	10	0	16	0
Gamma Iodine-129	103	0	160	0
Gamma Iodine-131	34	0	36	0
ICP-MS Technetium-99 in Water	4	0	28	0
ICP-MS Uranium-238 in Liquid	0	0	43	0
Gas Flow Lead 210	102	0	101	0
Total Uranium KPA	96	0	249	0
LSC Promethium 147	3	0	11	0
LSC, Rapid Strontium 89 and 90	15	0	18	0
Alpha Spec Polonium	1	0	1	0
Alpha Spec Thorium	257	0	384	0
Gas Flow Radium 228	286	0	333	0
Gas Flow Radium 226	12	0	12	0
Alpha Spec Plutonium	319	0	407	0
ICP-MS Uranium-238 Prep in Liquid	0	0	41	0
Alpha Spec Neptunium	118	0	160	0
Alpha Spec Plutonium	60	0	77	0
Alpha Spec Radium 226	0	0	14	0



TABLE 6.1-1 Continued

MATRIX AND ANALYSIS	Laboratory Control Sample (LCS) Bias Criteria ( $\pm 25\%$ )		Duplicate/LCS Duplicate Precision Criteria (Note 1)	
	WITHIN CRITERIA	OUTSIDE CRITERIA	WITHIN CRITERIA	OUTSIDE CRITERIA
Gas Flow Sr 2nd count	337	0	359	0
Gas Flow Strontium 90	482	0	517	0
Gas Flow Strontium 90	1	0	1	0
Gas Flow Strontium 90	2	0	3	0
Gas Flow Total Radium	83	0	112	0
ICP-MS Technetium-99 Prep in Water	4	0	28	0
ICP-MS Uranium-233, 234 in Liquid	4	0	5	0
Lucas Cell Radium 226	335	0	406	0
Lucas Cell Radium-226	15	0	15	0
Total Activity Screen	0	0	2	0
Chlorine-36 in Liquids	8	0	14	0
Alpha Spec Am241 Curium	327	0	426	0
Gas Flow Total Strontium	240	0	253	0
Gross Alpha Non Vol Beta	1289	0	1521	6
Lucas Cell Radium 226 by Method Ra-04	2	0	0	0
ICP-MS Uranium-233, 234 Prep in Liquid	4	0	5	0
Tritium in Drinking Water by EPA 906.0	16	0	17	0
Gamma Spec Liquid RAD A-013 with Ba, La	104	0	194	0
Gamma Spec Liquid RAD A-013 with Iodine	165	0	230	0
Gas Flow Strontium 89 & 90	7	0	3	0
ICP-MS Uranium-235, 236, 238 in Liquid	8	0	8	0
Gas Flow Total Alpha Radium	2	0	2	0
Gross Alpha Co-precipitation	14	0	13	0
ICP-MS Uranium-235, 236, 238 Prep in Liquid	4	0	5	0
ICP-MS Uranium-234, 235, 236, 238 in Liquid	52	0	146	0
Gross Alpha Beta (Americium Calibration) Liquid	21	0	24	0
ICP-MS Uranium-234, 235, 236, 238 Prep in Liquid	23	0	68	0
<b>TISSUE</b>				
Tritium	5	0	6	0
LSC Iron-55	7	0	7	0
Gamma Spec Solid RAD A-013	100	0	105	0
LSC Nickel 63	7	0	7	0
Tritium	2	0	2	0
Alpha Spec Uranium	7	0	8	0
Alpha Spec Plutonium	10	0	11	0
Gas Flow Sr 2nd count	21	0	21	0
Gas Flow Strontium 90	26	0	33	0
Lucas Cell Radium 226	2	0	2	0
Alpha Spec Am241 Curium	3	0	3	0
Gas Flow Total Strontium	26	0	26	0
Gamma Spec Solid RAD A-013 with Ba, La	9	0	9	0
Gamma Spec Solid RAD A-013 with Iodine	24	0	24	0
Organically Bound Tritium	1	0	1	0



TABLE 6.1-1 Continued

MATRIX AND ANALYSIS	Laboratory Control Sample (LCS) Bias Criteria ( $\pm 25\%$ )		Duplicate/LCS Duplicate Precision Criteria (Note 1)	
	WITHIN CRITERIA	OUTSIDE CRITERIA	WITHIN CRITERIA	OUTSIDE CRITERIA
Gross Alpha/Beta	4	0	5	0
<b>VEGETATION</b>				
Carbon-14	6	0	6	0
Gamma Nickel 59 RAD A-022	4	0	4	0
Gamma Spec Solid RAD A-013	25	0	30	0
LSC Nickel 63	4	0	4	0
LSC Plutonium	5	0	4	0
Technetium-99	7	0	7	0
Tritium	16	0	16	0
Gamma Iodine-129	4	0	3	0
Gas Flow Lead 210	4	0	4	0
Total Uranium KPA	2	0	2	0
Alpha Spec Uranium	25	0	27	0
Alpha Spec Thorium	7	0	8	0
Alpha Spec Plutonium	12	0	9	0
Alpha Spec Neptunium	1	0	1	0
Alpha Spec Plutonium	1	0	1	0
Gas Flow Sr 2nd count	13	0	13	0
Gas Flow Strontium 90	16	0	14	0
Gas Flow Total Radium	0	0	1	0
Alpha Spec Am241 Curium	9	0	6	0
Gamma Spec Solid RAD A-013 with Iodine	87	0	90	0
Gamma Spec Solid RAD A-013 (pCi/Sample)	2	0	2	0
Alpha Spec Am241 (pCi/Sample)	4	0	2	0
ICP-MS Uranium-234, 235, 236, 238 in Solid	6	0	3	0
Alpha Spec Uranium	2	1	2	0
Gross Alpha/Beta	7	2	9	0
Alpha Spec Plutonium	2	2	2	0
Gas Flow Strontium 90	4	0	2	0
ICP-MS Uranium-234, 235, 236, 238 Prep in Solid	4	0	2	0
<b>AIR CHARCOAL</b>				
Gamma I-131, filter	4	0	4	0
Gamma Iodine 131 RAD A-013	549	0	552	0
Carbon-14	8	0	6	0
<b>DRINKING WATER</b>				
Alpha Spec Uranium	7	0	8	0
Tritium	44	0	44	0
Iodine-131	0	0	18	6
LSC Iron-55	18	0	20	0
LSC Nickel 63	22	0	24	0
LSC Radon 222	78	1	99	0
Gamma Spec Liquid RAD A-013	16	0	46	0
Gamma Iodine-129	2	0	7	0
Gamma Iodine-131	32	0	34	0

TABLE 6.1-1 Continued

MATRIX AND ANALYSIS	Laboratory Control Sample (LCS) Bias Criteria ( $\pm 25\%$ )		Duplicate/LCS Duplicate Precision Criteria (Note 1)	
	WITHIN CRITERIA	OUTSIDE CRITERIA	WITHIN CRITERIA	OUTSIDE CRITERIA
Total Uranium KPA	19	0	38	0
Alpha Spec Thorium	2	0	2	0
Gas Flow Radium 228	174	0	143	0
Gas Flow Sr 2nd count	17	0	17	0
Gas Flow Strontium 90	18	0	18	0
LSC Calcium 45	4	0	4	0
Lucas Cell Radium-226	158	0	169	0
Gas Flow Total Strontium	21	0	21	0
Gross Alpha Non Vol Beta	393	0	327	0
LSC Phosphorus-32	5	0	25	0
Tritium in Drinking Water by EPA 906.0	35	0	35	0
Gamma Spec Liquid RAD A-013 with Ba, La	53	0	93	0
Gamma Spec Liquid RAD A-013 with Iodine	2	0	2	0
Gas Flow Strontium 89 & 90	19	0	12	0
Gas Flow Total Alpha Radium	4	0	4	0
Gross Alpha Co-precipitation	109	0	107	0
Alpha/Beta (Am Calibration) Drinking Water	13	0	14	0
ECLS-R-GA NJ 48 Hr. Rapid Gross Alpha	9	0	9	0
<b>TOTAL:</b>	<b>22305</b>		<b>27436</b>	

Note 1: The RPD must be 20 percent or less, if both samples are greater than 5 times the MDC. If both results are less than 5 times MDC, then the RPD must be equal to or less than 100%. If one result is above the MDC and the other is below the MDC, then the RPD can be calculated using the MDC for the result of the one below the MDC. The RPD must be 100% or less. In the situation where both results are above the MDC but one result is greater than 5 times the MDC and the other is less than 5 times the MDC, the RPD must be less than or equal to 20%. If both results are below MDC, then the limits on % RPD are not applicable.



**Table 6.1-2:  
2012 ECKERT & ZIEGLER ANALYTICS PERFORMANCE EVALUATION RESULTS SUMMARY**

Quarter / Year	Analysis Date	Sample Number	Sample Media	Unit	Analyte / Nuclide	GEL Value	Known value	Acceptance Range/ Ratio	Evaluation
1st/2012	02/08/12	E8197-278	Cartridge	pCi	Iodine-131	9.52E+01	8.92E+01	1.07	Acceptable
1st/2012	02/08/12	E8197-278	Milk	pCi/L	Strontium-89	8.78E+01	8.96E+01	0.98	Acceptable
1st/2012	02/08/12	E8197-278	Milk	pCi/L	Strontium-90	1.51E+01	1.48E+01	1.02	Acceptable
1st/2012	02/08/12	E8197-278	Milk	pCi/L	Iodine-131	9.36E+01	9.02E+01	1.04	Acceptable
1st/2012	02/08/12	E8197-278	Milk	pCi/L	Chromium-51	5.53E+02	5.66E+02	0.98	Acceptable
1st/2012	02/08/12	E8197-278	Milk	pCi/L	Cesium-134	1.59E+02	1.71E+02	0.93	Acceptable
1st/2012	02/08/12	E8197-278	Milk	pCi/L	Cesium-137	2.27E+02	2.10E+02	1.08	Acceptable
1st/2012	02/08/12	E8197-278	Milk	pCi/L	Cobalt-58	2.18E+02	2.21E+02	0.99	Acceptable
1st/2012	02/08/12	E8197-278	Milk	pCi/L	Manganese-54	2.52E+02	2.41E+02	1.05	Acceptable
1st/2012	02/08/12	E8197-278	Milk	pCi/L	Iron-59	1.90E+02	1.83E+02	1.04	Acceptable
1st/2012	02/08/12	E8197-278	Milk	pCi/L	Zinc-65	3.19E+02	2.91E+02	1.09	Acceptable
1st/2012	02/08/12	E8197-278	Milk	pCi/L	Cobalt-60	2.82E+02	2.70E+02	1.04	Acceptable
1st/2012	02/08/12	E8197-278	Milk	pCi/L	Cesium-141	1.00E+01	Not spiked	None	Acceptable
1st/2012	02/08/12	E8197-278	Water	pCi/L	Iodine-131	8.44E+01	8.87E+01	0.95	Acceptable
1st/2012	02/08/12	E8197-278	Water	pCi/L	Chromium-51	5.32E+02	5.66E+02	0.94	Acceptable
1st/2012	02/08/12	E8197-278	Water	pCi/L	Cesium-134	1.56E+02	1.71E+02	0.91	Acceptable
1st/2012	02/08/12	E8197-278	Water	pCi/L	Cesium-137	2.06E+02	2.10E+02	0.98	Acceptable
1st/2012	02/08/12	E8197-278	Water	pCi/L	Cobalt-58	2.02E+02	2.21E+02	0.92	Acceptable
1st/2012	02/08/12	E8197-278	Water	pCi/L	Manganese-54	2.50E+02	2.41E+02	1.04	Acceptable
1st/2012	02/08/12	E8197-278	Water	pCi/L	Iron-59	1.81E+02	1.83E+02	0.99	Acceptable
1st/2012	02/08/12	E8197-278	Water	pCi/L	Zinc-65	2.95E+02	2.91E+02	1.01	Acceptable
1st/2012	02/08/12	E8197-278	Water	pCi/L	Cobalt-60	2.58E+02	2.70E+02	0.96	Acceptable
1st/2012	02/08/12	E8197-278	Water	pCi/L	Cesium-141	-9.60E+01	Not spiked	None	Acceptable
1st/2012	03/15/12	E10043	Water	pCi/L	Iodine-131	1.01E+02	9.38E-01	1.08	Acceptable
1st/2012	03/15/12	E10043	Water	pCi/L	Cerium-141	2.64E+00	2.60E+00	1.01	Acceptable
1st/2012	03/15/12	E10043	Water	pCi/L	Chromium-51	3.34E+02	3.09E+02	1.08	Acceptable
1st/2012	03/15/12	E10043	Water	pCi/L	Cesium-134	9.90E-01	1.13E+02	0.94	Acceptable
1st/2012	03/15/12	E10043	Water	pCi/L	Cesium-137	1.26E+02	1.13E+02	1.12	Acceptable
1st/2012	03/15/12	E10043	Water	pCi/L	Cobalt-58	9.55E-01	9.34E-01	1.02	Acceptable
1st/2012	03/15/12	E10043	Water	pCi/L	Manganese-54	1.49E+02	1.38E+02	1.08	Acceptable
1st/2012	03/15/12	E10043	Water	pCi/L	Iron-59	1.40E+02	1.19E+02	1.18	Acceptable
1st/2012	03/15/12	E10043	Water	pCi/L	Zinc-65	2.58E+02	2.35E+02	1.1	Acceptable
1st/2012	03/15/12	E10043	Water	pCi/L	Cobalt-60	2.14E+02	1.97E+02	1.09	Acceptable
1st/2012	03/15/12	E10041	Milk	pCi/L	Strontium-89	7.94E-01	7.99E-01	0.99	Acceptable
1st/2012	03/15/12	E10041	Milk	pCi/L	Strontium-90	1.12E+01	1.14E+01	0.98	Acceptable
1st/2012	03/15/12	E10042	Milk	pCi/L	Iodine-131	1.02E+02	1.54E+02	1.10	Acceptable
1st/2012	03/15/12	E10042	Milk	pCi/L	Cerium-141	2.64E+02	2.60E+02	1.01	Acceptable
1st/2012	03/15/12	E10042	Milk	pCi/L	Chromium-51	4.46E+02	4.36E+02	1.02	Acceptable
1st/2012	03/15/12	E10042	Milk	pCi/L	Cesium-134	1.31E+02	1.49E+02	0.88	Acceptable
1st/2012	03/15/12	E10042	Milk	pCi/L	Cesium-137	1.62E+02	1.59E+02	1.02	Acceptable
1st/2012	03/15/12	E10042	Milk	pCi/L	Cobalt-58	1.28E+02	1.32E+02	0.97	Acceptable
1st/2012	03/15/12	E10042	Milk	pCi/L	Manganese-54	1.99E+02	1.95E+02	1.02	Acceptable
1st/2012	03/15/12	E10042	Milk	pCi/L	Iron-59	1.96E+02	1.68E+02	1.17	Acceptable



TABLE 6.1-2 Continued

Quarter / Year	Analysis Date	Sample Number	Sample Media	Unit	Analyte / Nuclide	GEL Value	Known value	Acceptance Range/ Ratio	Evaluation
1st/2012	03/15/12	E10042	Milk	pCi/L	Zinc-65	3.50E+02	3.33E+02	1.05	Acceptable
1st/2012	03/15/12	E10040	Milk	pCi/L	Cobalt-60	2.90E+02	2.79E+02	1.04	Acceptable
1st/2012	03/15/12	E7465-278	Cartridge	pCi	Iodine-131	8.93E+01	9.42E+01	0.95	Acceptable
2nd/2012	06/14/12	E10175	Cartridge	pCi	Iodine-131	9.67E+01	9.72E+01	0.99	Acceptable
2nd/2012	06/14/12	E10176	Milk	pCi/L	Strontium-89	1.11E+02	9.98E+01	1.11	Acceptable
2nd/2012	06/14/12	E10176	Milk	pCi/L	Strontium-90	1.06E+02	1.27E+01	0.83	Acceptable
2nd/2012	06/14/12	E10177	Milk	pCi/L	Iodine-131	9.94E+01	9.97E+01	1.00	Acceptable
2nd/2012	06/14/12	E10177	Milk	pCi/L	Cerium-141	8.62E+01	8.22E+01	1.05	Acceptable
2nd/2012	06/14/12	E10177	Milk	pCi/L	Chromium-51	3.76E+02	4.02E+02	0.94	Acceptable
2nd/2012	06/14/12	E10177	Milk	pCi/L	Cesium-134	1.63E+02	1.74E+02	0.93	Acceptable
2nd/2012	06/14/12	E10177	Milk	pCi/L	Cesium-137	2.08E+02	2.12E+02	0.98	Acceptable
2nd/2012	06/14/12	E10177	Milk	pCi/L	Cobalt-58	8.94E+01	9.23E+01	0.97	Acceptable
2nd/2012	06/14/12	E10177	Milk	pCi/L	Manganese-54	1.27E+02	1.32E+02	0.96	Acceptable
2nd/2012	06/14/12	E10177	Milk	pCi/L	Iron-59	1.46E+02	1.28E+02	1.14	Acceptable
2nd/2012	06/14/12	E10177	Milk	pCi/L	Zinc-65	2.22E+02	1.99E+02	1.11	Acceptable
2nd/2012	06/14/12	E10177	Milk	pCi/L	Cobalt-60	3.52E+02	3.55E+02	0.99	Acceptable
2nd/2012	06/14/12	E10178	Water	pCi/L	Iodine-131	9.94E+01	9.94E+01	1.00	Acceptable
2nd/2012	06/14/12	E10178	Water	pCi/L	Cerium-141	1.31E+02	1.12E+02	1.17	Acceptable
2nd/2012	06/14/12	E10178	Water	pCi/L	Chromium-51	5.51E+02	5.48E+02	1.01	Acceptable
2nd/2012	06/14/12	E10178	Water	pCi/L	Cesium-134	2.22E+02	2.38E+02	0.93	Acceptable
2nd/2012	06/14/12	E10178	Water	pCi/L	Cesium-137	2.91E+02	2.89E+02	1.01	Acceptable
2nd/2012	06/14/12	E10178	Water	pCi/L	Cobalt-58	1.35E+02	1.26E+02	1.07	Acceptable
2nd/2012	06/14/12	E10178	Water	pCi/L	Manganese-54	1.83E+02	1.80E+02	1.02	Acceptable
2nd/2012	06/14/12	E10178	Water	pCi/L	Iron-59	2.00E+02	1.74E+02	1.15	Acceptable
2nd/2012	06/14/12	E10178	Water	pCi/L	Zinc-65	2.94E+02	2.72E+02	1.08	Acceptable
2nd/2012	06/14/12	E10178	Water	pCi/L	Cobalt-60	5.04E+02	4.84E+02	1.04	Acceptable
3rd/2012	11/06/12	E10281	Cartridge	pCi	Iodine-131	1.02E+02	9.64E+01	1.06	Acceptable
3rd/2012	11/06/12	E10283	Milk	pCi/L	Strontium-89	9.87E+01	9.96E+01	0.99	Acceptable
3rd/2012	11/06/12	E10283	Milk	pCi/L	Strontium-90	1.44E+01	1.60E+01	0.9	Acceptable
3rd/2012	11/06/12	E10284	Milk	pCi/L	Iodine-131	9.69E+01	9.96E+01	0.97	Acceptable
3rd/2012	11/06/12	E10284	Milk	pCi/L	Cerium-141	1.61E+02	1.64E+02	0.98	Acceptable
3rd/2012	11/06/12	E10284	Milk	pCi/L	Chromium-51	2.92E+02	2.48E+02	1.18	Acceptable
3rd/2012	11/06/12	E10284	Milk	pCi/L	Cesium-134	9.85E+01	1.08E+02	0.91	Acceptable
3rd/2012	11/06/12	E10284	Milk	pCi/L	Cesium-137	1.76E+02	1.74E+02	1.01	Acceptable
3rd/2012	11/06/12	E10284	Milk	pCi/L	Cobalt-58	9.72E+01	1.00E+02	0.97	Acceptable
3rd/2012	11/06/12	E10284	Milk	pCi/L	Manganese-54	1.98E+02	1.96E+02	1.01	Acceptable
3rd/2012	11/06/12	E10284	Milk	pCi/L	Iron-59	1.62E+02	1.52E+02	1.07	Acceptable
3rd/2012	11/06/12	E10284	Milk	pCi/L	Zinc-65	2.08E+02	1.92E+02	1.08	Acceptable
3rd/2012	11/06/12	E10284	Milk	pCi/L	Cobalt-60	1.59E+02	1.52E+02	1.05	Acceptable
3rd/2012	11/06/12	E10285	Water	pCi/L	Iodine-131	1.10E+02	9.99E+01	1.1	Acceptable
3rd/2012	11/06/12	E10285	Water	pCi/L	Cerium-141	2.49E+02	2.51E+02	0.99	Acceptable
3rd/2012	11/06/12	E10285	Water	pCi/L	Chromium-51	3.75E+02	3.80E+02	0.99	Acceptable
3rd/2012	11/06/12	E10285	Water	pCi/L	Cesium-134	1.51E+02	1.66E+02	0.91	Acceptable
3rd/2012	11/06/12	E10285	Water	pCi/L	Cesium-137	2.72E+02	2.67E+02	1.02	Acceptable
3rd/2012	11/06/12	E10285	Water	pCi/L	Cobalt-58	1.56E+02	1.54E+02	1.01	Acceptable
3rd/2012	11/06/12	E10285	Water	pCi/L	Manganese-54	3.16E+02	3.00E+02	1.05	Acceptable

TABLE 6.1-2 Continued

Quarter / Year	Analysis Date	Sample Number	Sample Media	Unit	Analyte / Nuclide	GEL Value	Known value	Acceptance Range/ Ratio	Evaluation
3rd/2012	11/06/12	E10285	Water	pCi/L	Iron-59	2.65E+02	2.33E+02	1.14	Acceptable
3rd/2012	11/06/12	E10285	Water	pCi/L	Zinc-65	3.20E+02	2.95E+02	1.09	Acceptable
3rd/2012	11/06/12	E10285	Water	pCi/L	Cobalt-60	2.42E+02	2.33E+02	1.04	Acceptable



**TABLE 6.1-3**  
**2012 RADIOLOGICAL ENVIRONMENTAL MONITORING PROGRAM (REMP)**  
**INTRA-LABORATORY DATA SUMMARY: BIAS AND PRECISION BY MATRIX**

MATRIX AND ANALYSIS	Laboratory Control Sample (LCS) Bias Criteria ( $\pm 25\%$ )		Duplicate/LCS Duplicate Precision Criteria (Note 1)	
	WITHIN CRITERIA	OUTSIDE CRITERIA	WITHIN CRITERIA	OUTSIDE CRITERIA
<b>MILK</b>				
Gas Flow Sr 2nd count	42	0	43	0
Gas Flow Total Strontium	29	0	29	0
Gamma Spec Liquid RAD A-013 with Ba, La	74	0	147	0
<b>SOLID</b>				
Gamma Spec Solid RAD A-013	21	0	31	0
LSC Nickel 63	9	0	9	0
Gas Flow Sr 2nd count	5	0	5	0
Gas Flow Strontium 90	3	0	3	0
Gas Flow Total Strontium	11	0	11	0
Gamma Spec Solid RAD A-013 with Ba, La	8	0	13	0
Gamma Spec Solid RAD A-013 with Iodine	5	0	6	0
<b>FILTER</b>				
Gamma Spec Filter RAD A-013	8	0	8	0
Gas Flow Sr 2nd Count	5	0	5	0
Alpha Spec Am241Curium	5	0	5	0
Gas Flow Total Strontium	5	0	5	0
Gross A & B	528	0	543	0
Gas Flow Sr-90	1	0	1	0
Gamma Spec Filter	51	0	52	0
<b>LIQUID</b>				
Alpha Spec Uranium	15	0	18	0
Tritium	331	0	333	0
LSC Iron-55	67	0	65	0
LSC Nickel 63	65	2	65	0
Gamma Spec Liquid RAD A-013	33	0	33	0
Gamma Iodine-131	34	0	36	0
Alpha Spec Plutonium	18	0	18	0
Gas Flow Sr 2nd count	41	0	41	0
Alpha Spec Am241 Curium	23	0	23	0
Gas Flow Total Strontium	153	0	153	0
Gross Alpha Non Vol Beta	106	0	110	0
Gamma Spec Liquid RAD A-013 with Ba, La	102	0	192	0
Gamma Spec Liquid RAD A-013 with Iodine	54	0	98	0
<b>TISSUE</b>				
Gamma Spec Solid RAD A-013	47	0	48	0
LSC Nickel-63	7	0	7	0
Gas Flow Sr 2 <sup>nd</sup> count	21	0	21	0
Gas Flow Total Strontium	26	0	26	0
Gamma Spec Solid RAD A-013 with Ba, La	9	0	9	0
Gamma Spec Solid RAD A-013 with Iodine	24	0	24	0



TABLE 6.1-3 Continued

MATRIX AND ANALYSIS	Laboratory Control Sample (LCS) Bias Criteria (± 25%)		Duplicate/LCS Duplicate Precision Criteria (Note 1)	
	WITHIN CRITERIA	OUTSIDE CRITERIA	WITHIN CRITERIA	OUTSIDE CRITERIA
VEGETATION				
Gamma Spec Solid RAD A-013	6	0	6	0
Gas Flow Sr 2nd count	13	0	13	0
Gamma Spec Solid RAD A-013 with Iodine	87	0	90	0
AIR CHARCOAL				
Gamma Iodine 131 RAD A-013	549	0	552	0
DRINKING WATER				
Alpha Spec Uranium	2	0	2	0
Tritium	42	0	42	0
LSC Iron-55	18	0	20	0
LSC Nickel 63	18	0	20	0
Gamma Iodine-131	32	0	34	0
Alpha Spec Thorium	2	0	2	0
Gas Flow Sr 2nd count	17	0	17	0
Gas Flow Total Strontium	21	0	21	0
Gross Alpha Non Vol Beta	94	0	93	0
Gamma Spec Liquid RAD A-013 with Ba, La	53	0	93	0
Gamma Spec Liquid RAD A-013 with Iodine	1	0	1	0
TOTAL:	2941		3242	
Note 1: The RPD must be 20 percent or less, if both samples are greater than 5 times the MDC. If both results are less than 5 times MDC, then the RPD must be equal to or less than 100%. If one result is above the MDC and the other is below the MDC, then the RPD can be calculated using the MDC for the result of the one below the MDC. The RPD must be 100% or less. In the situation where both results are above the MDC but one result is greater than 5 times the MDC and the other is less than 5 times the MDC, the RPD must be less than or equal to 20%. If both results are below MDC, then the limits on % RPD are not applicable.				

## 6.2 Environmental TLD QA

Environmental dosimetry services for the reporting period of January – December, 2012 were provided through Stanford Dosimetry, with TLD processing by the Environmental Dosimetry Company (EDC), Sterling, Massachusetts. The TLD systems at the Environmental Dosimetry Company (EDC) are calibrated and operated to ensure consistent and accurate evaluation of TLDs. The quality of the dosimetric results reported to EDC clients is ensured by in-house performance testing and independent performance testing by EDC clients.

The purpose of the dosimetry quality assurance program is to provide performance documentation of the routine processing of EDC dosimeters. Performance testing provides a statistical measure of the bias and precision of dosimetry processing against a reliable standard, which in turn points out any trends or performance changes. Dosimetry quality control tests are performed on EDC Panasonic 814 Environmental dosimeters. These tests include: (1) the in-house testing program conducted by the EDC QA Officer and (2) independent test perform by EDC clients. In-house test are performed using six pairs of 814 dosimeters, a pair is reported as an individual result and six pairs are reported as the mean result.

Excluded from this report are instrumentation checks. Although instrumentation checks represent an important aspect of the quality assurance program, they are not included as process checks in this report. Instrumentation checks represent between 5-10% of the TLDs processed.

Table 6.2-1 provides a summary of individual dosimeter results evaluated against the EDC internal acceptance criteria for high-energy photons (Cs-137) only. The internal acceptance (tolerance) criteria for the Panasonic Environmental dosimeters are:  $\pm 15\%$  for bias and  $\pm 12.8\%$  for precision. During this period, 100% (72/72) of the individual dosimeters, evaluated against these criteria met the tolerance limits for accuracy and 100% (72/72) met the criterion for precision.

Table 6.2-2 provides the Bias + Standard deviation results for each group (N=6) of dosimeters evaluated against the internal tolerance criteria. Overall, 100% (12/12) of the dosimeter sets evaluated against the internal tolerance performance criteria met these criteria.

Table 6.2-3 presents the independent blind spike results for irradiated dosimeters provided by client utilities during this annual period. All results passed the performance acceptance criterion.

Table 6.2-4 presents the independent blind duplicate results for dosimeters co-located with field dosimeters provided by the client utility (Seabrook Station) during the annual period. All results passed the performance criteria of agreement to within 20% (within 3-sigma) of the field dosimeter.

**TABLE 6.2-1**

**PERCENTAGE OF INDIVIDUAL DOSIMETERS THAT PASSED EDC INTERNAL CRITERIA  
JANUARY – DECEMBER 2012<sup>(1), (2)</sup>**

Dosimeter Type	Number Tested	% Passed Bias Criteria	% Passed Precision Criteria
Panasonic Environmental	72	100	100

<sup>(1)</sup>This table summarizes results of tests conducted by EDC.

<sup>(2)</sup>Environmental dosimeter results are free in air.



TABLE 6.2-2

**MEAN DOSIMETER ANALYSES (N=6)**  
**JANUARY – DECEMBER 2012<sup>(1), (2)</sup>**

Process Date	Mean Bias %	Standard Deviation %	Tolerance Limit +/-15%
4/18/2012	7.7	1.7	Pass
4/21/2012	11.6	1.4	Pass
5/1/2012	1.1	1.4	Pass
6/5/2012	-0.5	1.3	Pass
7/19/2012	2.3	1.6	Pass
7/23/2012	-4.0	0.8	Pass
11/1/2012	2.5	2.2	Pass
11/4/2012	1.5	0.9	Pass
11/26/2012	-2.3	2.6	Pass
1/23/2013	-3.2	1.1	Pass
1/28/2013	4.4	1.3	Pass
2/2/2013	-0.1	1.2	Pass

<sup>(1)</sup> This table summarizes results of tests conducted by EDC for TLDs issued in 2012.

<sup>(2)</sup> Environmental dosimeter results are free in air.

**TABLE 6.2-3**  
**SUMMARY OF INDEPENDENT BLIND SPIKE DOSIMETER TESTING**  
**JANUARY – DECEMBER 2012<sup>(1), (2)</sup>**

Issuance Period	Client	Mean Bias %	Standard Deviation %	Pass / Fail
1 <sup>st</sup> Qtr. 2012	Millstone	-10.4	2.6	Pass
2 <sup>nd</sup> Qtr. 2012	Millstone	-4.7	1.6	Pass
2 <sup>nd</sup> Qtr. 2012	Seabrook	-0.8	1.5	Pass
3 <sup>rd</sup> Qtr. 2012	Millstone	-13.9	2.6	Pass
4 <sup>th</sup> Qtr. 2012	Millstone	4.3	1.5	Pass
4 <sup>th</sup> Qtr. 2012	Seabrook	-5.2	1.3	Pass

<sup>(1)</sup> Performance criterion is +/- 30%.

<sup>(2)</sup> Blind spike irradiations using Cs-137

**TABLE 6.2-4**  
**SUMMARY OF INDEPENDENT BLIND DUPLICATE DOSIMETER TESTING**  
**JANUARY – DECEMBER 2012<sup>(1)</sup>**

Issuance Period	Client	Number Tested	Mean Bias %	Standard Deviation %	% Passed Precision Criteria
1 <sup>st</sup> Qtr. 2012	Seabrook	12	-5.7	4.7	100
2 <sup>nd</sup> Qtr. 2012	Seabrook	6	-6.9	2.6	100
3 <sup>rd</sup> Qtr. 2012	Seabrook	12	-4.2	2.9	100
4 <sup>th</sup> Qtr. 2012	Seabrook	6	-1.0	4.5	100

<sup>(1)</sup> Performance criterion is Bias % within  $\pm 20\%$  for each test dosimeter.

## 7.0 Land Use Census

The Offsite Dose Calculation Manual (ODCM Control 9.2.1) requires that a Land Use Census be conducted annually to identify the location of the nearest residence, milk animal and nearest garden of greater than 50 square meters producing broad leaf vegetation in each of the 16 meteorological sectors within five miles of the plant. The 2012 census was completed in accordance with the requirements of the ODCM. In 2012, a global positioning system was used to determine locations in the off-site environs with respect to the center of the site (Unit 1 Containment).

The nearest resident, garden and milk animal locations identified in the 2012 Land Use Census and their distances are shown in Table 7.0-1. There were no changes in the identification of nearest residents from last year's census. There were three sectors which had a new nearest garden location different from last year's land use census. One garden was further away (WSW) and two new gardens were closer (W, NNW).

There were no new milk producing locations identified within the required 8 km radius that were different from those reported in the 2011 land use census.

The results of this year's census also showed that the sampling locations used in the REMP continue to have the highest calculated dose commitments of available locations. In 2012, broad leaf vegetation continued as part of the sample collection and analysis program due to the absence of sufficient milk producing locations to provide REMP samples. Sampling locations for broad leaf vegetation are at the site boundary near points of highest predicted D/Q. This option continues, as opposed to public owned vegetable gardens located by the land use census, in order to ensure adequate availability of samples for REMP analysis from locations with the highest potential for detecting plant effluents.

Table 7.0-1

**2012 Land Use Census Results**  
**(Within 5 Miles)**

<b>Sector</b>	<b>Nearest Residence (km)</b>	<b>Nearest Garden (km)</b>	<b>Nearest Milk Animal (km)</b>
<b>N</b>	2.73	3.97	
<b>NNE</b>	3.09	3.09	8.1 <sup>b</sup>
<b>NE</b>	2.92	4.20	
<b>ENE</b>	2.31	---	
<b>E</b>	2.56	---	
<b>ESE</b>	2.43	---	
<b>SE</b>	2.36	4.18	
<b>SSE</b>	1.65	---	
<b>S</b>	1.21	1.25	
<b>SSW</b>	1.12	1.22	
<b>SW</b>	1.13	1.72	4.52
<b>WSW</b>	1.87	2.30 <sup>a</sup>	
<b>W</b>	1.32	1.55 <sup>a</sup>	
<b>WNW</b>	1.11	1.52	
<b>NW</b>	1.22	1.18	6.93
<b>NNW</b>	1.04	1.89 <sup>a</sup>	

<sup>a</sup> New locations in 2012.

<sup>b</sup> Milk location located just beyond the 8 km maximum inventory distance limit of ODCM Table A.9.1-1.

## **Attachment 1: Sample Analysis Data List for 2012**

### **FLAGS**

A blank Flag field indicates that the measured activity is considered positive as it is greater than the MDC and has no other qualifiers noted.

**U:** Target isotope was analyzed for but not detected above the MDC and LLD.

**UI:** Uncertain identification for gamma spectroscopy.

**X:** Lab-specific qualifier:

(1) False positive due the presence of radon gas in the water.

**M:** Reported result is less than the LLD and greater than the MDC.

**DL:** Measured MDC is greater than the LLD.

**DL\*:** Near miss of MDC being within round-off difference of being greater than the LLD.



# Seabrook REMP Summary of 2012 Data

SAMPLE TYPE	STATION	LSN	END DATE	NUCLIDE	CONC (pCi/kg)	STD.DEV. (pCi/kg)	MDC (pCi/kg)	FLAGS
AL	05	305048001	5/21/2012	Ac-228	-1.12E+00	1.27E+01	3.25E+01	U
AL	05	305048001	5/21/2012	Ag-108m	2.01E+00	1.75E+00	5.59E+00	U
AL	05	305048001	5/21/2012	Ag-110m	8.10E-01	2.22E+00	6.46E+00	U
AL	05	305048001	5/21/2012	Ba-140	2.31E+00	3.20E+00	1.06E+01	U
AL	05	305048001	5/21/2012	Be-7	8.15E+01	2.31E+01	5.46E+01	
AL	05	305048001	5/21/2012	Ce-141	2.07E+00	3.00E+00	9.60E+00	U
AL	05	305048001	5/21/2012	Ce-144	1.15E+00	1.03E+01	3.33E+01	U
AL	05	305048001	5/21/2012	Co-57	7.57E-01	1.31E+00	4.23E+00	U
AL	05	305048001	5/21/2012	Co-58	8.08E-01	2.16E+00	7.09E+00	U
AL	05	305048001	5/21/2012	Co-60	4.51E+00	2.81E+00	9.02E+00	U
AL	05	305048001	5/21/2012	Cr-51	2.38E+00	1.76E+01	5.81E+01	U
AL	05	305048001	5/21/2012	Cs-134	1.59E+00	2.53E+00	8.33E+00	U
AL	05	305048001	5/21/2012	Cs-137	9.02E-01	3.77E+00	7.14E+00	U
AL	05	305048001	5/21/2012	Fe-59	-1.94E+00	5.73E+00	1.89E+01	U
AL	05	305048001	5/21/2012	I-131	5.19E+00	4.41E+00	1.27E+01	U
AL	05	305048001	5/21/2012	K-40	8.29E+03	3.84E+02	6.26E+01	
AL	05	305048001	5/21/2012	La-140	2.31E+00	3.20E+00	1.06E+01	U
AL	05	305048001	5/21/2012	Mn-54	7.77E-01	2.21E+00	7.24E+00	U
AL	05	305048001	5/21/2012	Nb-95	3.19E+00	2.33E+00	7.51E+00	U
AL	05	305048001	5/21/2012	Ru-103	2.88E+00	2.25E+00	7.09E+00	U
AL	05	305048001	5/21/2012	Ru-106	-2.19E+01	1.87E+01	5.83E+01	U
AL	05	305048001	5/21/2012	Sb-124	4.32E+00	4.28E+00	1.46E+01	U
AL	05	305048001	5/21/2012	Sb-125	4.59E+00	5.08E+00	1.64E+01	U
AL	05	305048001	5/21/2012	Se-75	6.77E-01	2.41E+00	8.07E+00	U
AL	05	305048001	5/21/2012	Th-228	1.21E+01	6.59E+00	1.27E+01	U
AL	05	305048001	5/21/2012	Zn-65	-2.47E+00	5.73E+00	1.88E+01	U
AL	05	305048001	5/21/2012	Zr-95	-7.02E+00	4.33E+00	1.26E+01	U
AL	05	315940001	11/20/2012	Ac-228	1.50E+01	1.33E+01	2.46E+01	U
AL	05	315940001	11/20/2012	Ag-108m	4.70E-01	1.25E+00	4.11E+00	U
AL	05	315940001	11/20/2012	Ag-110m	1.24E-01	2.22E+00	7.38E+00	U
AL	05	315940001	11/20/2012	Ba-140	1.56E+01	1.13E+01	3.46E+01	U
AL	05	315940001	11/20/2012	Be-7	7.32E+01	1.89E+01	4.36E+01	
AL	05	315940001	11/20/2012	Ce-141	-1.14E+00	2.58E+00	8.18E+00	U
AL	05	315940001	11/20/2012	Ce-144	4.93E+00	8.30E+00	2.67E+01	U
AL	05	315940001	11/20/2012	Co-57	-2.49E-01	1.08E+00	3.46E+00	U
AL	05	315940001	11/20/2012	Co-58	3.00E+00	1.81E+00	5.79E+00	U
AL	05	315940001	11/20/2012	Co-60	8.21E-01	1.85E+00	6.01E+00	U
AL	05	315940001	11/20/2012	Cr-51	5.62E+00	1.49E+01	4.97E+01	U
AL	05	315940001	11/20/2012	Cs-134	1.85E+00	1.81E+00	5.99E+00	U
AL	05	315940001	11/20/2012	Cs-137	3.70E+00	2.15E+00	5.09E+00	U
AL	05	315940001	11/20/2012	Fe-59	-3.79E+00	4.60E+00	1.45E+01	U
AL	05	315940001	11/20/2012	I-131	6.78E+00	4.86E+00	1.56E+01	U
AL	05	315940001	11/20/2012	K-40	8.94E+03	4.12E+02	4.29E+01	
AL	05	315940001	11/20/2012	La-140	-1.09E+00	2.71E+00	8.80E+00	U
AL	05	315940001	11/20/2012	Mn-54	5.73E-03	1.55E+00	5.16E+00	U
AL	05	315940001	11/20/2012	Nb-95	2.14E+00	1.79E+00	5.91E+00	U
AL	05	315940001	11/20/2012	Ru-103	-5.58E-01	1.71E+00	5.51E+00	U
AL	05	315940001	11/20/2012	Ru-106	1.66E+01	1.47E+01	4.67E+01	U
AL	05	315940001	11/20/2012	Sb-124	-5.11E-01	2.84E+00	9.32E+00	U

# Seabrook REMP Summary of 2012 Data

SAMPLE TYPE	STATION	LSN	END DATE	NUCLIDE	CONC (pCi/kg)	STD.DEV. (pCi/kg)	MDC (pCi/kg)	FLAGS
AL	05	315940001	11/20/2012	Sb-125	-4.71E+00	3.99E+00	1.23E+01	U
AL	05	315940001	11/20/2012	Se-75	2.33E+00	1.84E+00	6.01E+00	U
AL	05	315940001	11/20/2012	Th-228	7.74E+00	4.71E+00	9.42E+00	U
AL	05	315940001	11/20/2012	Zn-65	-7.68E+00	4.98E+00	1.46E+01	U
AL	05	315940001	11/20/2012	Zr-95	-1.08E+00	3.07E+00	1.02E+01	U
AL	55	305048002	5/21/2012	Ac-228	2.32E+01	1.62E+01	3.42E+01	U
AL	55	305048002	5/21/2012	Ag-108m	1.97E+00	1.80E+00	5.77E+00	U
AL	55	305048002	5/21/2012	Ag-110m	-4.31E+00	2.24E+00	6.32E+00	U
AL	55	305048002	5/21/2012	Ba-140	-2.25E+00	3.24E+00	1.01E+01	U
AL	55	305048002	5/21/2012	Be-7	2.57E+02	3.05E+01	5.67E+01	
AL	55	305048002	5/21/2012	Ce-141	-1.01E+01	4.95E+00	1.10E+01	U
AL	55	305048002	5/21/2012	Ce-144	6.03E+00	1.21E+01	3.83E+01	U
AL	55	305048002	5/21/2012	Co-57	-1.05E+00	1.62E+00	5.04E+00	U
AL	55	305048002	5/21/2012	Co-58	8.70E-01	2.12E+00	7.03E+00	U
AL	55	305048002	5/21/2012	Co-60	1.71E-01	2.49E+00	8.33E+00	U
AL	55	305048002	5/21/2012	Cr-51	-1.61E+00	1.90E+01	6.21E+01	U
AL	55	305048002	5/21/2012	Cs-134	4.48E+00	2.74E+00	8.77E+00	U
AL	55	305048002	5/21/2012	Cs-137	4.63E+00	2.40E+00	7.52E+00	U
AL	55	305048002	5/21/2012	Fe-59	1.35E+00	5.35E+00	1.74E+01	U
AL	55	305048002	5/21/2012	I-131	1.32E+01	6.93E+00	1.53E+01	U
AL	55	305048002	5/21/2012	K-40	6.98E+03	3.19E+02	6.68E+01	
AL	55	305048002	5/21/2012	La-140	-2.25E+00	3.24E+00	1.01E+01	U
AL	55	305048002	5/21/2012	Mn-54	1.54E+00	2.15E+00	7.11E+00	U
AL	55	305048002	5/21/2012	Nb-95	3.84E+00	2.49E+00	7.99E+00	U
AL	55	305048002	5/21/2012	Ru-103	2.48E-01	2.16E+00	6.95E+00	U
AL	55	305048002	5/21/2012	Ru-106	-1.70E+01	1.84E+01	5.87E+01	U
AL	55	305048002	5/21/2012	Sb-124	3.47E+00	3.96E+00	1.34E+01	U
AL	55	305048002	5/21/2012	Sb-125	-4.39E+00	5.14E+00	1.59E+01	U
AL	55	305048002	5/21/2012	Se-75	3.25E-01	2.46E+00	8.17E+00	U
AL	55	305048002	5/21/2012	Th-228	9.46E+00	6.38E+00	1.38E+01	U
AL	55	305048002	5/21/2012	Zn-65	-3.61E-01	6.92E+00	1.92E+01	U
AL	55	305048002	5/21/2012	Zr-95	4.06E+00	4.01E+00	1.32E+01	U
AL	55	315940002	11/26/2012	Ac-228	2.86E+01	1.14E+01	2.65E+01	UI
AL	55	315940002	11/26/2012	Ag-108m	-2.78E+00	1.46E+00	4.27E+00	U
AL	55	315940002	11/26/2012	Ag-110m	2.88E+00	2.45E+00	8.10E+00	U
AL	55	315940002	11/26/2012	Ba-140	8.63E+00	8.75E+00	2.85E+01	U
AL	55	315940002	11/26/2012	Be-7	1.17E+02	2.09E+01	4.35E+01	
AL	55	315940002	11/26/2012	Ce-141	-6.26E+00	4.00E+00	8.29E+00	U
AL	55	315940002	11/26/2012	Ce-144	-9.47E+00	8.88E+00	2.88E+01	U
AL	55	315940002	11/26/2012	Co-57	7.42E-01	1.24E+00	3.92E+00	U
AL	55	315940002	11/26/2012	Co-58	-1.28E+00	1.76E+00	5.52E+00	U
AL	55	315940002	11/26/2012	Co-60	-2.87E-01	2.02E+00	6.56E+00	U
AL	55	315940002	11/26/2012	Cr-51	-2.40E+01	1.56E+01	4.62E+01	U
AL	55	315940002	11/26/2012	Cs-134	2.10E+00	2.02E+00	6.47E+00	U
AL	55	315940002	11/26/2012	Cs-137	-3.37E-02	1.72E+00	5.64E+00	U
AL	55	315940002	11/26/2012	Fe-59	-1.42E-01	4.58E+00	1.52E+01	U
AL	55	315940002	11/26/2012	I-131	3.31E+01	4.89E+00	9.64E+00	M
AL	55	315940002	11/26/2012	K-40	9.13E+03	4.02E+02	5.15E+01	
AL	55	315940002	11/26/2012	La-140	-3.40E-01	2.50E+00	8.32E+00	U
AL	55	315940002	11/26/2012	Mn-54	7.12E-01	1.77E+00	5.75E+00	U
AL	55	315940002	11/26/2012	Nb-95	5.05E+00	2.18E+00	6.26E+00	U

# Seabrook REMP Summary of 2012 Data

SAMPLE TYPE	STATION	LSN	END DATE	NUCLIDE	CONC (pCi/kg)	STD.DEV. (pCi/kg)	MDC (pCi/kg)	FLAGS
AL	55	315940002	11/26/2012	Ru-103	-8.48E-01	1.60E+00	5.24E+00	U
AL	55	315940002	11/26/2012	Ru-106	-2.37E+00	1.45E+01	4.76E+01	U
AL	55	315940002	11/26/2012	Sb-124	3.77E+00	3.25E+00	1.10E+01	U
AL	55	315940002	11/26/2012	Sb-125	8.59E+00	4.43E+00	1.38E+01	U
AL	55	315940002	11/26/2012	Se-75	-2.49E-01	1.96E+00	6.43E+00	U
AL	55	315940002	11/26/2012	Th-228	1.67E+01	5.61E+00	9.30E+00	
AL	55	315940002	11/26/2012	Zn-65	1.80E+00	5.53E+00	1.58E+01	U
AL	55	315940002	11/26/2012	Zr-95	-5.05E+00	3.34E+00	9.78E+00	U

# Seabrook REMP Summary of 2012 Data

SAMPLE TYPE	STATION	LSN	END DATE	NUCLIDE	CONC (pCi/kg)	STD.DEV. (pCi/m <sup>3</sup> )	MDC (pCi/m <sup>3</sup> )	FLAGS
AP	01	294148001	1/11/2012	BETA	3.80E-02	1.66E-03	7.22E-04	
AP	01	294896001	1/25/2012	BETA	3.00E-02	1.47E-03	7.24E-04	
AP	01	295826001	2/8/2012	BETA	2.77E-02	1.41E-03	6.71E-04	
AP	01	296565001	2/22/2012	BETA	3.69E-02	1.64E-03	6.92E-04	
AP	01	297372001	3/7/2012	BETA	3.01E-02	1.48E-03	7.53E-04	
AP	01	298235001	3/21/2012	BETA	3.20E-02	1.53E-03	6.99E-04	
AP	01	303966001	3/21/2012	Ac-228	5.06E-04	9.30E-04	2.99E-03	U
AP	01	303966001	3/21/2012	Ag-108m	-1.20E-04	1.44E-04	4.52E-04	U
AP	01	303966001	3/21/2012	Ag-110m	-2.72E-05	2.13E-04	7.09E-04	U
AP	01	303966001	3/21/2012	Ba-140	1.07E-02	3.31E-02	1.10E-01	U
AP	01	303966001	3/21/2012	Be-7	1.08E-01	1.15E-02	1.53E-02	
AP	01	303966001	3/21/2012	Ce-141	-2.03E-03	1.48E-03	4.37E-03	U
AP	01	303966001	3/21/2012	Ce-144	-1.47E-04	7.83E-04	2.61E-03	U
AP	01	303966001	3/21/2012	Co-57	1.26E-04	1.11E-04	3.69E-04	U
AP	01	303966001	3/21/2012	Co-58	-2.21E-04	4.40E-04	1.40E-03	U
AP	01	303966001	3/21/2012	Co-60	8.34E-05	1.92E-04	6.50E-04	U
AP	01	303966001	3/21/2012	Cr-51	-1.32E-02	1.33E-02	4.22E-02	U
AP	01	303966001	3/21/2012	Cs-134	-7.16E-05	2.53E-04	8.24E-04	U
AP	01	303966001	3/21/2012	Cs-137	-4.71E-05	1.96E-04	6.49E-04	U
AP	01	303966001	3/21/2012	Fe-59	6.53E-04	1.24E-03	4.27E-03	U
AP	01	303966001	3/21/2012	I-131	3.14E-01	4.99E-01	0.00E+00	UI
AP	01	303966001	3/21/2012	La-140	1.07E-02	3.31E-02	1.10E-01	U
AP	01	303966001	3/21/2012	Mn-54	-3.10E-04	2.52E-04	7.41E-04	U
AP	01	303966001	3/21/2012	Nb-95	-5.83E-04	5.49E-04	1.67E-03	U
AP	01	303966001	3/21/2012	Ru-103	3.31E-04	8.44E-04	2.79E-03	U
AP	01	303966001	3/21/2012	Ru-106	-3.23E-03	2.08E-03	5.71E-03	U
AP	01	303966001	3/21/2012	Sb-124	1.05E-04	1.13E-03	3.81E-03	U
AP	01	303966001	3/21/2012	Sb-125	7.92E-04	5.21E-04	1.71E-03	U
AP	01	303966001	3/21/2012	Se-75	-3.77E-04	3.50E-04	1.05E-03	U
AP	01	303966001	3/21/2012	Th-228	2.83E-04	3.92E-04	9.88E-04	U
AP	01	303966001	3/21/2012	Zn-65	8.91E-05	5.47E-04	1.84E-03	U
AP	01	303966001	3/21/2012	Zr-95	3.26E-04	9.36E-04	3.15E-03	U
AP	01	301907001	4/4/2012	BETA	3.23E-02	1.56E-03	7.30E-04	
AP	01	303012001	4/18/2012	BETA	2.52E-02	1.38E-03	8.12E-04	
AP	01	304028001	5/2/2012	BETA	2.68E-02	1.41E-03	7.50E-04	
AP	01	304711001	5/16/2012	BETA	1.69E-02	1.14E-03	7.42E-04	
AP	01	305377001	5/30/2012	BETA	1.73E-02	1.09E-03	9.42E-04	
AP	01	306154001	6/13/2012	BETA	1.57E-02	1.05E-03	9.54E-04	
AP	01	307126001	6/27/2012	BETA	2.26E-02	1.30E-03	6.99E-04	
AP	01	310506001	6/27/2012	Ac-228	-4.58E-04	6.48E-04	2.08E-03	U
AP	01	310506001	6/27/2012	Ag-108m	6.85E-05	1.01E-04	3.45E-04	U
AP	01	310506001	6/27/2012	Ag-110m	1.37E-05	1.25E-04	4.23E-04	U
AP	01	310506001	6/27/2012	Ba-140	-7.18E-04	7.83E-02	0.00E+00	U
AP	01	310506001	6/27/2012	Be-7	9.49E-02	1.06E-02	1.17E-02	
AP	01	310506001	6/27/2012	Ce-141	2.69E-03	1.78E-03	5.72E-03	U
AP	01	310506001	6/27/2012	Ce-144	7.68E-04	8.60E-04	2.81E-03	U
AP	01	310506001	6/27/2012	Co-57	2.03E-05	1.16E-04	3.75E-04	U
AP	01	310506001	6/27/2012	Co-58	2.00E-04	3.40E-04	1.17E-03	U
AP	01	310506001	6/27/2012	Co-60	-3.44E-04	2.03E-04	4.66E-04	U

## Seabrook REMP Summary of 2012 Data

SAMPLE TYPE	STATION	LSN	END DATE	NUCLIDE	CONC (pCi/kg)	STD.DEV. (pCi/m <sup>3</sup> )	MDC (pCi/m <sup>3</sup> )	FLAGS
AP	01	310506001	6/27/2012	Cr-51	2.12E-02	1.64E-02	5.43E-02	U
AP	01	310506001	6/27/2012	Cs-134	-8.66E-05	1.85E-04	5.78E-04	U
AP	01	310506001	6/27/2012	Cs-137	-9.24E-05	1.19E-04	3.62E-04	U
AP	01	310506001	6/27/2012	Fe-59	-2.28E-03	1.74E-03	4.73E-03	U
AP	01	310506001	6/27/2012	I-131	1.35E+00	1.52E+00	0.00E+00	UI
AP	01	310506001	6/27/2012	La-140	-7.18E-04	7.83E-02	0.00E+00	U
AP	01	310506001	6/27/2012	Mn-54	-1.45E-04	1.87E-04	5.60E-04	U
AP	01	310506001	6/27/2012	Nb-95	-6.09E-06	4.44E-04	1.46E-03	U
AP	01	310506001	6/27/2012	Ru-103	-6.63E-04	7.67E-04	2.28E-03	U
AP	01	310506001	6/27/2012	Ru-106	-7.23E-04	1.36E-03	4.36E-03	U
AP	01	310506001	6/27/2012	Sb-124	2.79E-04	1.19E-03	4.02E-03	U
AP	01	310506001	6/27/2012	Sb-125	-2.71E-04	3.50E-04	1.08E-03	U
AP	01	310506001	6/27/2012	Se-75	-6.32E-04	3.21E-04	8.07E-04	U
AP	01	310506001	6/27/2012	Th-228	5.77E-04	2.68E-04	8.68E-04	U
AP	01	310506001	6/27/2012	Zn-65	2.88E-04	4.85E-04	1.66E-03	U
AP	01	310506001	6/27/2012	Zr-95	8.69E-05	7.91E-04	2.63E-03	U
AP	01	307802001	7/11/2012	BETA	2.89E-02	1.49E-03	7.65E-04	
AP	01	308740001	7/25/2012	BETA	3.35E-02	1.60E-03	6.93E-04	
AP	01	309533001	8/8/2012	BETA	3.54E-02	1.64E-03	6.92E-04	
AP	01	310239001	8/22/2012	BETA	3.62E-02	1.66E-03	6.96E-04	
AP	01	310928001	9/6/2012	BETA	3.64E-02	1.65E-03	6.83E-04	
AP	01	311797001	9/19/2012	BETA	2.80E-02	1.45E-03	6.75E-04	
AP	01	312797001	10/4/2012	BETA	2.19E-02	1.23E-03	6.15E-04	
AP	01	314846001	10/4/2012	Ac-228	2.91E-05	4.22E-04	1.43E-03	U
AP	01	314846001	10/4/2012	Ag-108m	-1.47E-04	7.68E-05	2.04E-04	U
AP	01	314846001	10/4/2012	Ag-110m	1.85E-04	1.55E-04	5.45E-04	U
AP	01	314846001	10/4/2012	Ba-140	-9.77E-03	3.20E-02	1.04E-01	U
AP	01	314846001	10/4/2012	Be-7	1.03E-01	7.41E-03	5.74E-03	
AP	01	314846001	10/4/2012	Ce-141	-8.76E-04	6.36E-04	1.79E-03	U
AP	01	314846001	10/4/2012	Ce-144	-7.48E-04	4.46E-04	1.29E-03	U
AP	01	314846001	10/4/2012	Co-57	7.06E-05	5.82E-05	1.86E-04	U
AP	01	314846001	10/4/2012	Co-58	-2.15E-05	1.97E-04	6.31E-04	U
AP	01	314846001	10/4/2012	Co-60	7.99E-05	1.02E-04	3.56E-04	U
AP	01	314846001	10/4/2012	Cr-51	-5.89E-03	5.59E-03	1.67E-02	U
AP	01	314846001	10/4/2012	Cs-134	1.41E-04	1.12E-04	3.82E-04	U
AP	01	314846001	10/4/2012	Cs-137	9.93E-05	8.10E-05	2.80E-04	U
AP	01	314846001	10/4/2012	Fe-59	-1.17E-03	7.12E-04	1.79E-03	U
AP	01	314846001	10/4/2012	I-131	-4.99E-02	1.40E-01	0.00E+00	U
AP	01	314846001	10/4/2012	La-140	6.60E-03	9.98E-03	3.59E-02	U
AP	01	314846001	10/4/2012	Mn-54	8.96E-05	1.04E-04	3.53E-04	U
AP	01	314846001	10/4/2012	Nb-95	2.10E-05	1.98E-04	6.49E-04	U
AP	01	314846001	10/4/2012	Ru-103	5.45E-05	3.43E-04	1.16E-03	U
AP	01	314846001	10/4/2012	Ru-106	9.38E-04	8.26E-04	2.84E-03	U
AP	01	314846001	10/4/2012	Sb-124	1.25E-03	6.91E-04	2.51E-03	U
AP	01	314846001	10/4/2012	Sb-125	7.24E-05	2.04E-04	7.01E-04	U
AP	01	314846001	10/4/2012	Se-75	-2.18E-04	1.73E-04	5.14E-04	U
AP	01	314846001	10/4/2012	Th-228	2.20E-04	2.42E-04	5.59E-04	U
AP	01	314846001	10/4/2012	Zn-65	-3.78E-04	2.68E-04	7.18E-04	U
AP	01	314846001	10/4/2012	Zr-95	-1.89E-04	4.25E-04	1.33E-03	U
AP	01	313721001	10/17/2012	BETA	2.97E-02	1.54E-03	7.36E-04	
AP	01	314493001	10/29/2012	BETA	2.27E-02	1.35E-03	7.54E-04	



# Seabrook REMP Summary of 2012 Data

SAMPLE TYPE	STATION	LSN	END DATE	NUCLIDE	CONC (pCi/kg)	STD.DEV. (pCi/m <sup>3</sup> )	MDC (pCi/m <sup>3</sup> )	FLAGS
AP	01	315398001	11/14/2012	BETA	2.12E-02	1.17E-03	6.01E-04	
AP	01	316004001	11/28/2012	BETA	4.40E-02	1.92E-03	8.01E-04	
AP	01	317019001	12/13/2012	BETA	3.76E-02	1.63E-03	6.21E-04	
AP	01	317423001	12/26/2012	BETA	3.89E-02	1.95E-03	1.00E-03	
AP	01	320221001	12/26/2012	Ac-228	6.75E-04	5.78E-04	1.90E-03	U
AP	01	320221001	12/26/2012	Ag-108m	1.06E-04	1.00E-04	3.38E-04	U
AP	01	320221001	12/26/2012	Ag-110m	3.84E-04	1.91E-04	5.89E-04	U
AP	01	320221001	12/26/2012	Ba-140	8.61E-02	5.74E-02	1.92E-01	U
AP	01	320221001	12/26/2012	Be-7	7.93E-02	8.37E-03	9.66E-03	
AP	01	320221001	12/26/2012	Ce-141	-1.62E-03	9.11E-04	2.54E-03	U
AP	01	320221001	12/26/2012	Ce-144	3.74E-04	6.25E-04	2.09E-03	U
AP	01	320221001	12/26/2012	Co-57	1.35E-04	8.65E-05	2.82E-04	U
AP	01	320221001	12/26/2012	Co-58	-2.48E-04	2.74E-04	8.39E-04	U
AP	01	320221001	12/26/2012	Co-60	-2.24E-04	1.54E-04	4.19E-04	U
AP	01	320221001	12/26/2012	Cr-51	5.81E-03	7.73E-03	2.64E-02	U
AP	01	320221001	12/26/2012	Cs-134	-3.39E-05	1.31E-04	4.28E-04	U
AP	01	320221001	12/26/2012	Cs-137	-1.81E-05	1.22E-04	3.91E-04	U
AP	01	320221001	12/26/2012	Fe-59	1.79E-04	7.30E-04	2.39E-03	U
AP	01	320221001	12/26/2012	I-131	-2.80E-02	2.53E-01	0.00E+00	U
AP	01	320221001	12/26/2012	La-140	1.10E-02	1.84E-02	6.42E-02	U
AP	01	320221001	12/26/2012	Mn-54	6.59E-05	1.35E-04	4.63E-04	U
AP	01	320221001	12/26/2012	Nb-95	-2.37E-04	2.91E-04	9.06E-04	U
AP	01	320221001	12/26/2012	Ru-103	-2.00E-04	5.10E-04	1.64E-03	U
AP	01	320221001	12/26/2012	Ru-106	5.04E-04	1.24E-03	4.09E-03	U
AP	01	320221001	12/26/2012	Sb-124	1.25E-03	8.71E-04	3.12E-03	U
AP	01	320221001	12/26/2012	Sb-125	-2.38E-05	3.37E-04	1.01E-03	U
AP	01	320221001	12/26/2012	Se-75	5.73E-04	2.64E-04	7.73E-04	U
AP	01	320221001	12/26/2012	Th-228	1.94E-04	2.77E-04	7.49E-04	U
AP	01	320221001	12/26/2012	Zn-65	3.44E-04	3.94E-04	1.18E-03	U
AP	01	320221001	12/26/2012	Zr-95	-5.23E-04	5.41E-04	1.66E-03	U
AP	02	294148002	1/11/2012	BETA	3.53E-02	1.69E-03	8.13E-04	
AP	02	294896002	1/25/2012	BETA	2.98E-02	1.55E-03	8.14E-04	
AP	02	295826002	2/8/2012	BETA	2.02E-02	1.28E-03	7.62E-04	
AP	02	296565002	2/22/2012	BETA	3.95E-02	1.81E-03	7.87E-04	
AP	02	297372002	3/7/2012	BETA	2.77E-02	1.52E-03	8.62E-04	
AP	02	298235002	3/21/2012	BETA	3.51E-02	1.72E-03	8.06E-04	
AP	02	303966002	3/21/2012	Ac-228	-3.20E-04	4.66E-04	1.48E-03	U
AP	02	303966002	3/21/2012	Ag-108m	-2.83E-05	6.85E-05	2.21E-04	U
AP	02	303966002	3/21/2012	Ag-110m	-1.41E-07	1.18E-04	3.81E-04	U
AP	02	303966002	3/21/2012	Ba-140	-2.40E-02	2.29E-02	6.40E-02	U
AP	02	303966002	3/21/2012	Be-7	1.01E-01	8.60E-03	8.79E-03	
AP	02	303966002	3/21/2012	Ce-141	-1.46E-04	6.67E-04	2.20E-03	U
AP	02	303966002	3/21/2012	Ce-144	-1.01E-03	5.68E-04	1.57E-03	U
AP	02	303966002	3/21/2012	Co-57	7.22E-05	6.09E-05	2.07E-04	U
AP	02	303966002	3/21/2012	Co-58	3.12E-04	2.60E-04	9.14E-04	U
AP	02	303966002	3/21/2012	Co-60	2.76E-04	1.38E-04	4.93E-04	U
AP	02	303966002	3/21/2012	Cr-51	1.49E-02	8.26E-03	2.62E-02	U
AP	02	303966002	3/21/2012	Cs-134	-2.46E-04	1.42E-04	3.65E-04	U
AP	02	303966002	3/21/2012	Cs-137	2.74E-06	9.69E-05	3.14E-04	U
AP	02	303966002	3/21/2012	Fe-59	8.13E-04	8.36E-04	2.94E-03	U
AP	02	303966002	3/21/2012	I-131	-3.03E-01	2.44E-01	0.00E+00	U

# Seabrook REMP Summary of 2012 Data

SAMPLE TYPE	STATION	LSN	END DATE	NUCLIDE	CONC (pCi/kg)	STD.DEV. (pCi/m <sup>3</sup> )	MDC (pCi/m <sup>3</sup> )	FLAGS
AP	02	303966002	3/21/2012	La-140	-2.40E-02	2.29E-02	6.40E-02	U
AP	02	303966002	3/21/2012	Mn-54	-1.49E-04	1.31E-04	3.84E-04	U
AP	02	303966002	3/21/2012	Nb-95	-1.62E-04	2.48E-04	7.84E-04	U
AP	02	303966002	3/21/2012	Ru-103	-1.98E-04	3.99E-04	1.26E-03	U
AP	02	303966002	3/21/2012	Ru-106	-1.56E-03	1.19E-03	3.29E-03	U
AP	02	303966002	3/21/2012	Sb-124	-1.03E-04	5.50E-04	1.75E-03	U
AP	02	303966002	3/21/2012	Sb-125	-3.10E-05	2.09E-04	6.89E-04	U
AP	02	303966002	3/21/2012	Se-75	1.18E-04	1.96E-04	6.42E-04	U
AP	02	303966002	3/21/2012	Th-228	5.01E-04	2.92E-04	6.49E-04	U
AP	02	303966002	3/21/2012	Zn-65	-1.25E-04	3.05E-04	9.52E-04	U
AP	02	303966002	3/21/2012	Zr-95	2.11E-04	4.44E-04	1.55E-03	U
AP	02	301907002	4/4/2012	BETA	2.83E-02	1.56E-03	8.39E-04	
AP	02	303012002	4/18/2012	BETA	2.81E-02	1.42E-03	7.69E-04	
AP	02	304028002	5/2/2012	BETA	2.01E-02	1.20E-03	7.18E-04	
AP	02	304711002	5/16/2012	BETA	2.23E-02	1.29E-03	7.22E-04	
AP	02	305377002	5/30/2012	BETA	1.74E-02	1.09E-03	9.37E-04	
AP	02	306154002	6/13/2012	BETA	1.47E-02	1.02E-03	9.54E-04	
AP	02	307126002	6/27/2012	BETA	2.65E-02	1.41E-03	6.97E-04	
AP	02	310506002	6/27/2012	Ac-228	2.71E-04	6.18E-04	2.09E-03	U
AP	02	310506002	6/27/2012	Ag-108m	5.89E-05	1.38E-04	4.76E-04	U
AP	02	310506002	6/27/2012	Ag-110m	-2.55E-04	2.13E-04	5.96E-04	U
AP	02	310506002	6/27/2012	Ba-140	-4.93E-02	6.69E-02	0.00E+00	U
AP	02	310506002	6/27/2012	Be-7	8.45E-02	1.47E-02	1.57E-02	
AP	02	310506002	6/27/2012	Ce-141	2.74E-03	1.88E-03	6.32E-03	U
AP	02	310506002	6/27/2012	Ce-144	-4.51E-04	8.36E-04	2.71E-03	U
AP	02	310506002	6/27/2012	Co-57	-1.83E-04	1.17E-04	3.36E-04	U
AP	02	310506002	6/27/2012	Co-58	-3.64E-05	4.88E-04	1.58E-03	U
AP	02	310506002	6/27/2012	Co-60	5.22E-05	1.35E-04	4.76E-04	U
AP	02	310506002	6/27/2012	Cr-51	3.56E-02	2.11E-02	6.93E-02	U
AP	02	310506002	6/27/2012	Cs-134	3.37E-04	2.59E-04	8.96E-04	U
AP	02	310506002	6/27/2012	Cs-137	1.62E-04	1.75E-04	6.06E-04	U
AP	02	310506002	6/27/2012	Fe-59	-1.87E-04	1.31E-03	4.30E-03	U
AP	02	310506002	6/27/2012	I-131	1.97E+00	2.43E+00	0.00E+00	UI
AP	02	310506002	6/27/2012	La-140	-4.93E-02	6.69E-02	0.00E+00	U
AP	02	310506002	6/27/2012	Mn-54	1.52E-04	2.19E-04	7.49E-04	U
AP	02	310506002	6/27/2012	Nb-95	-1.06E-04	5.42E-04	1.74E-03	U
AP	02	310506002	6/27/2012	Ru-103	8.69E-04	9.17E-04	3.22E-03	U
AP	02	310506002	6/27/2012	Ru-106	-4.04E-04	1.70E-03	5.50E-03	U
AP	02	310506002	6/27/2012	Sb-124	1.30E-03	1.45E-03	5.27E-03	U
AP	02	310506002	6/27/2012	Sb-125	6.75E-05	4.56E-04	1.36E-03	U
AP	02	310506002	6/27/2012	Se-75	1.06E-04	3.98E-04	1.31E-03	U
AP	02	310506002	6/27/2012	Th-228	2.51E-04	2.99E-04	9.86E-04	U
AP	02	310506002	6/27/2012	Zn-65	-4.09E-04	3.20E-04	7.34E-04	U
AP	02	310506002	6/27/2012	Zr-95	-5.25E-04	9.59E-04	2.95E-03	U
AP	02	307802002	7/11/2012	BETA	2.59E-02	1.41E-03	7.61E-04	
AP	02	308740002	7/25/2012	BETA	3.61E-02	1.66E-03	6.89E-04	
AP	02	309533002	8/8/2012	BETA	3.42E-02	1.61E-03	6.94E-04	
AP	02	310239002	8/22/2012	BETA	3.45E-02	1.62E-03	6.96E-04	
AP	02	310928002	9/6/2012	BETA	3.97E-02	1.74E-03	6.91E-04	
AP	02	311797002	9/19/2012	BETA	2.79E-02	1.46E-03	6.83E-04	
AP	02	312797002	10/4/2012	BETA	1.97E-02	1.18E-03	6.31E-04	

# Seabrook REMP Summary of 2012 Data

SAMPLE TYPE	STATION	LSN	END DATE	NUCLIDE	CONC (pCi/kg)	STD.DEV. (pCi/m <sup>3</sup> )	MDC (pCi/m <sup>3</sup> )	FLAGS
AP	02	314846002	10/4/2012	Ac-228	7.09E-04	5.34E-04	1.57E-03	U
AP	02	314846002	10/4/2012	Ag-108m	5.26E-05	7.82E-05	2.64E-04	U
AP	02	314846002	10/4/2012	Ag-110m	-3.51E-04	1.89E-04	4.79E-04	U
AP	02	314846002	10/4/2012	Ba-140	-8.09E-02	4.16E-02	9.75E-02	U
AP	02	314846002	10/4/2012	Be-7	1.06E-01	7.48E-03	6.44E-03	
AP	02	314846002	10/4/2012	Ce-141	1.07E-03	6.70E-04	2.16E-03	U
AP	02	314846002	10/4/2012	Ce-144	9.88E-05	4.90E-04	1.63E-03	U
AP	02	314846002	10/4/2012	Co-57	-1.09E-04	6.58E-05	1.89E-04	U
AP	02	314846002	10/4/2012	Co-58	5.44E-05	1.85E-04	6.30E-04	U
AP	02	314846002	10/4/2012	Co-60	9.10E-05	9.78E-05	3.47E-04	U
AP	02	314846002	10/4/2012	Cr-51	-1.72E-04	5.50E-03	1.85E-02	U
AP	02	314846002	10/4/2012	Cs-134	1.09E-04	1.22E-04	4.18E-04	U
AP	02	314846002	10/4/2012	Cs-137	1.90E-05	9.14E-05	2.99E-04	U
AP	02	314846002	10/4/2012	Fe-59	-5.55E-04	6.55E-04	1.93E-03	U
AP	02	314846002	10/4/2012	I-131	-2.13E-01	1.48E-01	0.00E+00	U
AP	02	314846002	10/4/2012	La-140	-8.58E-03	1.28E-02	3.90E-02	U
AP	02	314846002	10/4/2012	Mn-54	5.18E-05	1.19E-04	4.04E-04	U
AP	02	314846002	10/4/2012	Nb-95	4.75E-04	2.34E-04	7.82E-04	U
AP	02	314846002	10/4/2012	Ru-103	-4.20E-04	3.96E-04	1.19E-03	U
AP	02	314846002	10/4/2012	Ru-106	-1.17E-03	1.04E-03	3.01E-03	U
AP	02	314846002	10/4/2012	Sb-124	-3.95E-06	5.63E-04	1.85E-03	U
AP	02	314846002	10/4/2012	Sb-125	-1.75E-04	2.43E-04	7.67E-04	U
AP	02	314846002	10/4/2012	Sc-75	-2.09E-04	1.79E-04	5.27E-04	U
AP	02	314846002	10/4/2012	Th-228	-9.55E-05	1.70E-04	5.23E-04	U
AP	02	314846002	10/4/2012	Zn-65	-1.48E-04	3.03E-04	9.48E-04	U
AP	02	314846002	10/4/2012	Zr-95	1.19E-05	3.70E-04	1.24E-03	U
AP	02	313721002	10/17/2012	BETA	3.20E-02	1.61E-03	7.51E-04	
AP	02	314493002	10/30/2012	BETA	2.87E-02	1.49E-03	7.24E-04	
AP	02	315398002	11/14/2012	BETA	2.45E-02	1.26E-03	6.08E-04	
AP	02	316004002	11/28/2012	BETA	5.14E-02	2.03E-03	7.58E-04	
AP	02	317019002	12/13/2012	BETA	3.34E-02	1.47E-03	5.70E-04	
AP	02	317423002	12/26/2012	BETA	2.53E-02	1.37E-03	7.70E-04	
AP	02	320221002	12/26/2012	Ac-228	8.04E-04	4.46E-04	1.58E-03	U
AP	02	320221002	12/26/2012	Ag-108m	-1.75E-04	9.37E-05	2.36E-04	U
AP	02	320221002	12/26/2012	Ag-110m	-9.05E-05	1.61E-04	4.99E-04	U
AP	02	320221002	12/26/2012	Ba-140	5.35E-02	4.77E-02	1.61E-01	U
AP	02	320221002	12/26/2012	Be-7	7.22E-02	7.30E-03	8.46E-03	
AP	02	320221002	12/26/2012	Ce-141	4.77E-04	8.96E-04	2.75E-03	U
AP	02	320221002	12/26/2012	Ce-144	5.48E-04	5.95E-04	1.93E-03	U
AP	02	320221002	12/26/2012	Co-57	-4.19E-05	7.75E-05	2.40E-04	U
AP	02	320221002	12/26/2012	Co-58	-1.62E-04	2.47E-04	7.67E-04	U
AP	02	320221002	12/26/2012	Co-60	-1.06E-04	1.44E-04	4.18E-04	U
AP	02	320221002	12/26/2012	Cr-51	1.46E-02	7.88E-03	2.58E-02	U
AP	02	320221002	12/26/2012	Cs-134	-1.58E-04	1.41E-04	4.13E-04	U
AP	02	320221002	12/26/2012	Cs-137	2.42E-04	9.27E-05	3.42E-04	U
AP	02	320221002	12/26/2012	Fe-59	6.68E-04	9.33E-04	3.21E-03	U
AP	02	320221002	12/26/2012	I-131	-2.87E-01	2.26E-01	0.00E+00	U
AP	02	320221002	12/26/2012	La-140	-2.73E-02	1.91E-02	4.65E-02	U
AP	02	320221002	12/26/2012	Mn-54	-1.14E-04	1.23E-04	3.66E-04	U
AP	02	320221002	12/26/2012	Nb-95	1.21E-04	3.39E-04	1.01E-03	U
AP	02	320221002	12/26/2012	Ru-103	1.74E-04	4.32E-04	1.43E-03	U

# Seabrook REMP Summary of 2012 Data

SAMPLE TYPE	STATION	LSN	END DATE	NUCLIDE	CONC (pCi/kg)	STD.DEV. (pCi/m <sup>3</sup> )	MDC (pCi/m <sup>3</sup> )	FLAGS
AP	02	320221002	12/26/2012	Ru-106	1.76E-03	1.18E-03	3.93E-03	U
AP	02	320221002	12/26/2012	Sb-124	3.82E-05	7.58E-04	2.53E-03	U
AP	02	320221002	12/26/2012	Sb-125	-9.78E-05	2.88E-04	9.20E-04	U
AP	02	320221002	12/26/2012	Se-75	-6.12E-06	1.84E-04	5.94E-04	U
AP	02	320221002	12/26/2012	Th-228	1.38E-04	2.39E-04	6.15E-04	U
AP	02	320221002	12/26/2012	Zn-65	-1.84E-04	2.75E-04	8.12E-04	U
AP	02	320221002	12/26/2012	Zr-95	-2.97E-04	4.93E-04	1.31E-03	U
AP	03	294148003	1/11/2012	BETA	3.25E-02	1.58E-03	7.75E-04	
AP	03	294896003	1/25/2012	BETA	2.78E-02	1.45E-03	7.66E-04	
AP	03	295826003	2/8/2012	BETA	2.83E-02	1.47E-03	7.22E-04	
AP	03	296565003	2/22/2012	BETA	3.81E-02	1.72E-03	7.37E-04	
AP	03	297372003	3/7/2012	BETA	3.10E-02	1.56E-03	8.10E-04	
AP	03	298235003	3/21/2012	BETA	3.41E-02	1.65E-03	7.59E-04	
AP	03	303966003	3/21/2012	Ac-228	4.71E-04	4.99E-04	1.65E-03	U
AP	03	303966003	3/21/2012	Ag-108m	9.86E-05	8.31E-05	2.80E-04	U
AP	03	303966003	3/21/2012	Ag-110m	-1.05E-04	1.17E-04	3.62E-04	U
AP	03	303966003	3/21/2012	Ba-140	-1.60E-02	2.15E-02	6.42E-02	U
AP	03	303966003	3/21/2012	Be-7	1.09E-01	8.51E-03	7.87E-03	
AP	03	303966003	3/21/2012	Ce-141	-1.05E-03	7.92E-04	2.28E-03	U
AP	03	303966003	3/21/2012	Ce-144	1.68E-04	4.90E-04	1.60E-03	U
AP	03	303966003	3/21/2012	Co-57	1.69E-05	6.50E-05	2.12E-04	U
AP	03	303966003	3/21/2012	Co-58	-1.54E-04	2.53E-04	7.96E-04	U
AP	03	303966003	3/21/2012	Co-60	-2.51E-05	1.39E-04	4.58E-04	U
AP	03	303966003	3/21/2012	Cr-51	9.55E-04	6.97E-03	2.33E-02	U
AP	03	303966003	3/21/2012	Cs-134	3.26E-04	1.51E-04	5.07E-04	U
AP	03	303966003	3/21/2012	Cs-137	-1.09E-05	1.07E-04	3.57E-04	U
AP	03	303966003	3/21/2012	Fe-59	2.11E-04	7.38E-04	2.47E-03	U
AP	03	303966003	3/21/2012	I-131	3.66E-01	2.98E-01	0.00E+00	UI
AP	03	303966003	3/21/2012	La-140	-1.60E-02	2.14E-02	6.42E-02	U
AP	03	303966003	3/21/2012	Mn-54	-7.40E-05	1.29E-04	4.07E-04	U
AP	03	303966003	3/21/2012	Nb-95	-2.61E-04	2.41E-04	7.09E-04	U
AP	03	303966003	3/21/2012	Ru-103	3.80E-05	4.41E-04	1.44E-03	U
AP	03	303966003	3/21/2012	Ru-106	9.42E-04	1.10E-03	3.66E-03	U
AP	03	303966003	3/21/2012	Sb-124	8.38E-04	7.52E-04	2.71E-03	U
AP	03	303966003	3/21/2012	Sb-125	8.49E-05	2.42E-04	8.06E-04	U
AP	03	303966003	3/21/2012	Se-75	7.84E-05	1.81E-04	6.14E-04	U
AP	03	303966003	3/21/2012	Th-228	2.11E-04	2.00E-04	5.60E-04	U
AP	03	303966003	3/21/2012	Zn-65	-5.66E-04	3.40E-04	8.24E-04	U
AP	03	303966003	3/21/2012	Zr-95	-8.79E-05	4.63E-04	1.52E-03	U
AP	03	301907003	4/4/2012	BETA	2.93E-02	1.55E-03	7.97E-04	
AP	03	303012003	4/18/2012	BETA	2.82E-02	1.53E-03	8.90E-04	
AP	03	304028003	5/2/2012	BETA	2.14E-02	1.33E-03	8.36E-04	
AP	03	304711003	5/16/2012	BETA	2.15E-02	1.36E-03	8.40E-04	
AP	03	305377003	5/30/2012	BETA	2.37E-02	1.64E-03	1.53E-03	
AP	03	306154003	6/13/2012	BETA	3.08E-02	1.77E-03	1.41E-03	
AP	03	307126003	6/27/2012	BETA	3.52E-02	1.82E-03	8.76E-04	
AP	03	310506003	6/27/2012	Ac-228	-1.51E-03	1.08E-03	3.08E-03	U
AP	03	310506003	6/27/2012	Ag-108m	3.96E-04	1.89E-04	6.07E-04	U
AP	03	310506003	6/27/2012	Ag-110m	1.14E-04	2.57E-04	8.63E-04	U
AP	03	310506003	6/27/2012	Ba-140	1.61E-01	1.28E-01	0.00E+00	UI
AP	03	310506003	6/27/2012	Be-7	1.25E-01	1.67E-02	2.24E-02	

# Seabrook REMP Summary of 2012 Data

SAMPLE TYPE	STATION	LSN	END DATE	NUCLIDE	CONC (pCi/kg)	STD.DEV. (pCi/m <sup>3</sup> )	MDC (pCi/m <sup>3</sup> )	FLAGS
AP	03	310506003	6/27/2012	Ce-141	-2.24E-03	2.36E-03	7.17E-03	U
AP	03	310506003	6/27/2012	Ce-144	1.96E-04	1.19E-03	4.04E-03	U
AP	03	310506003	6/27/2012	Co-57	3.24E-05	1.46E-04	4.99E-04	U
AP	03	310506003	6/27/2012	Co-58	4.54E-04	5.89E-04	2.02E-03	U
AP	03	310506003	6/27/2012	Co-60	2.12E-04	2.34E-04	8.22E-04	U
AP	03	310506003	6/27/2012	Cr-51	-3.86E-03	2.39E-02	7.74E-02	U
AP	03	310506003	6/27/2012	Cs-134	8.45E-06	2.77E-04	9.26E-04	U
AP	03	310506003	6/27/2012	Cs-137	-2.18E-04	2.17E-04	6.48E-04	U
AP	03	310506003	6/27/2012	Fe-59	-3.39E-03	2.42E-03	6.67E-03	U
AP	03	310506003	6/27/2012	I-131	2.01E+00	2.73E+00	0.00E+00	UI
AP	03	310506003	6/27/2012	La-140	1.61E-01	1.28E-01	0.00E+00	UI
AP	03	310506003	6/27/2012	Mn-54	2.95E-05	2.72E-04	9.09E-04	U
AP	03	310506003	6/27/2012	Nb-95	-1.10E-04	6.33E-04	2.10E-03	U
AP	03	310506003	6/27/2012	Ru-103	-6.75E-04	1.27E-03	3.98E-03	U
AP	03	310506003	6/27/2012	Ru-106	-1.43E-03	2.27E-03	7.19E-03	U
AP	03	310506003	6/27/2012	Sb-124	2.39E-04	1.58E-03	5.33E-03	U
AP	03	310506003	6/27/2012	Sb-125	-7.29E-04	5.37E-04	1.56E-03	U
AP	03	310506003	6/27/2012	Se-75	4.31E-04	4.64E-04	1.56E-03	U
AP	03	310506003	6/27/2012	Th-228	4.19E-04	4.63E-04	1.23E-03	U
AP	03	310506003	6/27/2012	Zn-65	4.60E-04	6.60E-04	2.26E-03	U
AP	03	310506003	6/27/2012	Zr-95	5.00E-04	1.20E-03	3.97E-03	U
AP	03	307802003	7/11/2012	BETA	4.48E-02	2.08E-03	9.57E-04	
AP	03	310001001	7/11/2012	Ac-228	-6.94E-04	3.31E-03	1.08E-02	U
AP	03	310001001	7/11/2012	Ag-108m	2.55E-04	5.66E-04	1.93E-03	U
AP	03	310001001	7/11/2012	Ag-110m	-8.16E-04	7.87E-04	2.25E-03	U
AP	03	310001001	7/11/2012	Ba-140	3.13E-02	1.61E-02	5.93E-02	U
AP	03	310001001	7/11/2012	Be-7	1.84E-01	2.18E-02	3.50E-02	
AP	03	310001001	7/11/2012	Ce-141	1.74E-03	2.05E-03	6.91E-03	U
AP	03	310001001	7/11/2012	Ce-144	-5.17E-03	3.33E-03	9.54E-03	U
AP	03	310001001	7/11/2012	Co-57	-1.11E-04	4.03E-04	1.34E-03	U
AP	03	310001001	7/11/2012	Co-58	-5.25E-04	9.75E-04	3.09E-03	U
AP	03	310001001	7/11/2012	Co-60	-2.15E-03	1.07E-03	2.11E-03	U
AP	03	310001001	7/11/2012	Cr-51	-1.66E-02	1.65E-02	4.73E-02	U
AP	03	310001001	7/11/2012	Cs-134	8.70E-04	8.25E-04	2.93E-03	U
AP	03	310001001	7/11/2012	Cs-137	1.26E-03	8.09E-04	2.73E-03	U
AP	03	310001001	7/11/2012	Fe-59	-1.10E-03	2.68E-03	8.32E-03	U
AP	03	310001001	7/11/2012	I-131	-2.78E-02	4.29E-02	1.38E-01	U
AP	03	310001001	7/11/2012	La-140	3.13E-02	1.61E-02	5.93E-02	U
AP	03	310001001	7/11/2012	Mn-54	-2.03E-04	6.75E-04	2.20E-03	U
AP	03	310001001	7/11/2012	Nb-95	-4.04E-04	1.07E-03	3.50E-03	U
AP	03	310001001	7/11/2012	Ru-103	-9.01E-04	1.23E-03	3.76E-03	U
AP	03	310001001	7/11/2012	Ru-106	-1.17E-03	6.42E-03	2.06E-02	U
AP	03	310001001	7/11/2012	Sb-124	1.17E-03	3.68E-03	1.26E-02	U
AP	03	310001001	7/11/2012	Sb-125	-4.88E-04	1.52E-03	4.96E-03	U
AP	03	310001001	7/11/2012	Se-75	1.15E-04	9.94E-04	3.21E-03	U
AP	03	310001001	7/11/2012	Th-228	3.25E-03	1.81E-03	4.54E-03	U
AP	03	310001001	7/11/2012	Zn-65	-7.95E-04	1.97E-03	6.16E-03	U
AP	03	310001001	7/11/2012	Zr-95	3.27E-04	1.88E-03	6.12E-03	U
AP	03	308740003	7/25/2012	BETA	3.83E-02	1.72E-03	6.94E-04	
AP	03	309533003	8/8/2012	BETA	3.55E-02	1.64E-03	6.88E-04	
AP	03	310239003	8/22/2012	BETA	3.16E-02	1.55E-03	6.98E-04	



# Seabrook REMP Summary of 2012 Data

SAMPLE TYPE	STATION	LSN	END DATE	NUCLIDE	CONC (pCi/kg)	STD.DEV. (pCi/m <sup>3</sup> )	MDC (pCi/m <sup>3</sup> )	FLAGS
AP	03	310928003	9/6/2012	BETA	3.46E-02	1.61E-03	6.86E-04	
AP	03	311797003	9/19/2012	BETA	3.42E-02	1.62E-03	6.86E-04	
AP	03	312797003	10/4/2012	BETA	2.30E-02	1.26E-03	6.20E-04	
AP	03	314846003	10/4/2012	Ac-228	-1.58E-04	4.19E-04	1.32E-03	U
AP	03	314846003	10/4/2012	Ag-108m	-3.61E-05	6.61E-05	2.04E-04	U
AP	03	314846003	10/4/2012	Ag-110m	3.67E-05	1.59E-04	5.27E-04	U
AP	03	314846003	10/4/2012	Ba-140	-1.75E-02	3.13E-02	1.01E-01	U
AP	03	314846003	10/4/2012	Be-7	1.12E-01	7.85E-03	5.76E-03	
AP	03	314846003	10/4/2012	Ce-141	3.28E-04	5.91E-04	1.92E-03	U
AP	03	314846003	10/4/2012	Ce-144	1.67E-04	4.32E-04	1.41E-03	U
AP	03	314846003	10/4/2012	Co-57	-1.21E-05	5.67E-05	1.81E-04	U
AP	03	314846003	10/4/2012	Co-58	-1.99E-04	1.99E-04	5.79E-04	U
AP	03	314846003	10/4/2012	Co-60	4.33E-05	1.02E-04	3.49E-04	U
AP	03	314846003	10/4/2012	Cr-51	-9.02E-03	5.93E-03	1.68E-02	U
AP	03	314846003	10/4/2012	Cs-134	1.92E-04	1.21E-04	4.10E-04	U
AP	03	314846003	10/4/2012	Cs-137	3.64E-07	1.10E-04	3.54E-04	U
AP	03	314846003	10/4/2012	Fe-59	2.86E-04	6.48E-04	2.23E-03	U
AP	03	314846003	10/4/2012	I-131	1.91E-01	1.42E-01	0.00E+00	UI
AP	03	314846003	10/4/2012	La-140	2.69E-02	1.46E-02	5.20E-02	U
AP	03	314846003	10/4/2012	Mn-54	8.40E-05	9.91E-05	3.40E-04	U
AP	03	314846003	10/4/2012	Nb-95	-2.16E-05	2.02E-04	6.58E-04	U
AP	03	314846003	10/4/2012	Ru-103	2.79E-04	3.45E-04	1.14E-03	U
AP	03	314846003	10/4/2012	Ru-106	8.51E-05	8.04E-04	2.70E-03	U
AP	03	314846003	10/4/2012	Sb-124	-1.02E-04	4.34E-04	1.34E-03	U
AP	03	314846003	10/4/2012	Sb-125	2.16E-04	2.43E-04	8.10E-04	U
AP	03	314846003	10/4/2012	Se-75	-2.02E-04	1.64E-04	4.92E-04	U
AP	03	314846003	10/4/2012	Th-228	5.20E-04	3.20E-04	5.87E-04	U
AP	03	314846003	10/4/2012	Zn-65	-2.30E-04	2.41E-04	7.08E-04	U
AP	03	314846003	10/4/2012	Zr-95	3.49E-04	3.87E-04	1.33E-03	U
AP	03	313721003	10/17/2012	BETA	3.20E-02	1.60E-03	7.39E-04	
AP	03	314493003	10/30/2012	BETA	3.19E-02	1.56E-03	7.13E-04	
AP	03	315398003	11/14/2012	BETA	2.28E-02	1.21E-03	6.03E-04	
AP	03	316004003	11/28/2012	BETA	4.59E-02	1.81E-03	6.72E-04	
AP	03	317019003	12/4/2012	BETA	4.44E-02	2.63E-03	1.39E-03	
AP	03	317423003	12/26/2012	BETA	2.50E-02	1.32E-03	7.15E-04	
AP	03	320221003	12/26/2012	Ac-228	1.30E-03	7.58E-04	1.28E-03	UI
AP	03	320221003	12/26/2012	Ag-108m	1.17E-04	7.83E-05	2.66E-04	U
AP	03	320221003	12/26/2012	Ag-110m	4.58E-05	1.59E-04	5.35E-04	U
AP	03	320221003	12/26/2012	Ba-140	-2.49E-02	4.76E-02	1.46E-01	U
AP	03	320221003	12/26/2012	Be-7	7.62E-02	6.74E-03	7.75E-03	
AP	03	320221003	12/26/2012	Ce-141	-6.50E-04	7.97E-04	2.26E-03	U
AP	03	320221003	12/26/2012	Ce-144	1.06E-03	6.18E-04	1.98E-03	U
AP	03	320221003	12/26/2012	Co-57	1.33E-04	7.30E-05	2.35E-04	U
AP	03	320221003	12/26/2012	Co-58	-1.21E-04	2.41E-04	6.34E-04	U
AP	03	320221003	12/26/2012	Co-60	5.24E-05	1.25E-04	4.31E-04	U
AP	03	320221003	12/26/2012	Cr-51	-3.68E-03	7.35E-03	2.38E-02	U
AP	03	320221003	12/26/2012	Cs-134	1.12E-04	1.24E-04	3.87E-04	U
AP	03	320221003	12/26/2012	Cs-137	-1.82E-05	1.37E-04	4.53E-04	U
AP	03	320221003	12/26/2012	Fe-59	1.60E-04	7.80E-04	2.57E-03	U
AP	03	320221003	12/26/2012	I-131	6.53E-02	2.48E-01	0.00E+00	UI
AP	03	320221003	12/26/2012	La-140	2.14E-03	1.95E-02	6.48E-02	U

# Seabrook REMP Summary of 2012 Data

SAMPLE TYPE	STATION	LSN	END DATE	NUCLIDE	CONC (pCi/kg)	STD.DEV. (pCi/m <sup>3</sup> )	MDC (pCi/m <sup>3</sup> )	FLAGS
AP	03	320221003	12/26/2012	Mn-54	-1.94E-05	1.27E-04	3.54E-04	U
AP	03	320221003	12/26/2012	Nb-95	-2.00E-04	2.81E-04	8.47E-04	U
AP	03	320221003	12/26/2012	Ru-103	-6.15E-04	4.53E-04	1.24E-03	U
AP	03	320221003	12/26/2012	Ru-106	6.17E-04	1.04E-03	3.21E-03	U
AP	03	320221003	12/26/2012	Sb-124	-2.83E-05	4.94E-04	1.59E-03	U
AP	03	320221003	12/26/2012	Sb-125	2.31E-04	2.62E-04	8.87E-04	U
AP	03	320221003	12/26/2012	Se-75	3.71E-05	1.89E-04	6.42E-04	U
AP	03	320221003	12/26/2012	Th-228	8.02E-04	2.91E-04	6.86E-04	UI
AP	03	320221003	12/26/2012	Zn-65	-1.96E-04	3.18E-04	9.46E-04	U
AP	03	320221003	12/26/2012	Zr-95	-7.79E-05	4.32E-04	1.41E-03	U
AP	04	294148004	1/11/2012	BETA	3.36E-02	1.60E-03	7.70E-04	
AP	04	294896004	1/25/2012	BETA	3.03E-02	1.51E-03	7.61E-04	
AP	04	295826004	2/8/2012	BETA	2.46E-02	1.37E-03	7.21E-04	
AP	04	296565004	2/22/2012	BETA	3.90E-02	1.75E-03	7.43E-04	
AP	04	297372004	3/7/2012	BETA	3.25E-02	1.58E-03	7.99E-04	
AP	04	298235004	3/21/2012	BETA	3.27E-02	1.65E-03	7.96E-04	
AP	04	303966004	3/21/2012	Ac-228	3.84E-04	3.96E-04	1.37E-03	U
AP	04	303966004	3/21/2012	Ag-108m	4.62E-05	7.29E-05	2.45E-04	U
AP	04	303966004	3/21/2012	Ag-110m	3.82E-05	1.12E-04	3.84E-04	U
AP	04	303966004	3/21/2012	Ba-140	1.03E-02	1.61E-02	5.77E-02	U
AP	04	303966004	3/21/2012	Be-7	9.84E-02	8.13E-03	8.08E-03	
AP	04	303966004	3/21/2012	Ce-141	-5.38E-04	7.36E-04	2.24E-03	U
AP	04	303966004	3/21/2012	Ce-144	-4.88E-04	5.16E-04	1.54E-03	U
AP	04	303966004	3/21/2012	Co-57	6.03E-05	6.57E-05	2.15E-04	U
AP	04	303966004	3/21/2012	Co-58	-1.02E-04	2.19E-04	6.97E-04	U
AP	04	303966004	3/21/2012	Co-60	-1.69E-04	1.44E-04	3.89E-04	U
AP	04	303966004	3/21/2012	Cr-51	-2.70E-03	6.56E-03	2.13E-02	U
AP	04	303966004	3/21/2012	Cs-134	-2.17E-05	1.10E-04	3.61E-04	U
AP	04	303966004	3/21/2012	Cs-137	9.07E-06	1.05E-04	3.57E-04	U
AP	04	303966004	3/21/2012	Fe-59	-1.03E-03	5.88E-04	1.15E-03	U
AP	04	303966004	3/21/2012	I-131	-1.21E-01	2.29E-01	0.00E+00	U
AP	04	303966004	3/21/2012	La-140	1.03E-02	1.61E-02	5.77E-02	U
AP	04	303966004	3/21/2012	Mn-54	1.54E-04	1.32E-04	4.58E-04	U
AP	04	303966004	3/21/2012	Nb-95	1.41E-04	2.32E-04	7.20E-04	U
AP	04	303966004	3/21/2012	Ru-103	2.81E-04	4.39E-04	1.47E-03	U
AP	04	303966004	3/21/2012	Ru-106	-6.68E-04	1.12E-03	3.40E-03	U
AP	04	303966004	3/21/2012	Sb-124	3.73E-06	6.21E-04	2.06E-03	U
AP	04	303966004	3/21/2012	Sb-125	-1.69E-05	2.49E-04	8.11E-04	U
AP	04	303966004	3/21/2012	Se-75	-7.13E-05	1.69E-04	5.53E-04	U
AP	04	303966004	3/21/2012	Th-228	2.01E-04	2.23E-04	5.45E-04	U
AP	04	303966004	3/21/2012	Zn-65	-1.13E-04	2.69E-04	8.34E-04	U
AP	04	303966004	3/21/2012	Zr-95	5.32E-05	3.92E-04	1.32E-03	U
AP	04	301907004	4/4/2012	BETA	2.92E-02	1.50E-03	7.53E-04	
AP	04	303012004	4/18/2012	BETA	3.08E-02	1.57E-03	8.62E-04	
AP	04	304028004	5/2/2012	BETA	2.43E-02	1.41E-03	8.24E-04	
AP	04	304711004	5/16/2012	BETA	2.24E-02	1.36E-03	8.04E-04	
AP	04	305377004	5/30/2012	BETA	1.88E-02	1.10E-03	8.86E-04	
AP	04	306154004	6/13/2012	BETA	2.00E-02	1.15E-03	9.10E-04	
AP	04	307126004	6/27/2012	BETA	2.21E-02	1.26E-03	6.74E-04	
AP	04	310506004	6/27/2012	Ac-228	6.54E-04	7.40E-04	2.64E-03	U
AP	04	310506004	6/27/2012	Ag-108m	1.58E-04	1.38E-04	4.75E-04	U

# Seabrook REMP Summary of 2012 Data

SAMPLE TYPE	STATION	LSN	END DATE	NUCLIDE	CONC (pCi/kg)	STD.DEV. (pCi/m <sup>3</sup> )	MDC (pCi/m <sup>3</sup> )	FLAGS
AP	04	310506004	6/27/2012	Ag-110m	-8.86E-05	1.55E-04	4.68E-04	U
AP	04	310506004	6/27/2012	Ba-140	-1.79E-01	8.47E-02	0.00E+00	U
AP	04	310506004	6/27/2012	Be-7	1.01E-01	1.11E-02	1.07E-02	
AP	04	310506004	6/27/2012	Ce-141	-1.06E-03	1.40E-03	4.28E-03	U
AP	04	310506004	6/27/2012	Ce-144	2.87E-04	7.10E-04	2.40E-03	U
AP	04	310506004	6/27/2012	Co-57	-9.45E-05	9.88E-05	2.99E-04	U
AP	04	310506004	6/27/2012	Co-58	6.27E-05	4.48E-04	1.48E-03	U
AP	04	310506004	6/27/2012	Co-60	7.63E-05	1.71E-04	5.99E-04	U
AP	04	310506004	6/27/2012	Cr-51	-7.91E-03	1.73E-02	5.53E-02	U
AP	04	310506004	6/27/2012	Cs-134	3.04E-05	2.24E-04	7.40E-04	U
AP	04	310506004	6/27/2012	Cs-137	1.11E-05	1.46E-04	4.88E-04	U
AP	04	310506004	6/27/2012	Fe-59	1.50E-03	1.89E-03	6.75E-03	U
AP	04	310506004	6/27/2012	I-131	-1.57E+00	1.61E+00	0.00E+00	U
AP	04	310506004	6/27/2012	La-140	-1.79E-01	8.43E-02	0.00E+00	U
AP	04	310506004	6/27/2012	Mn-54	-1.97E-04	2.03E-04	5.53E-04	U
AP	04	310506004	6/27/2012	Nb-95	2.07E-04	5.84E-04	1.97E-03	U
AP	04	310506004	6/27/2012	Ru-103	1.03E-03	9.13E-04	3.17E-03	U
AP	04	310506004	6/27/2012	Ru-106	-1.54E-03	1.50E-03	4.23E-03	U
AP	04	310506004	6/27/2012	Sb-124	-9.32E-04	1.16E-03	2.94E-03	U
AP	04	310506004	6/27/2012	Sb-125	-4.72E-04	4.26E-04	1.19E-03	U
AP	04	310506004	6/27/2012	Se-75	3.16E-05	3.00E-04	1.02E-03	U
AP	04	310506004	6/27/2012	Th-228	2.65E-05	2.38E-04	8.24E-04	U
AP	04	310506004	6/27/2012	Zn-65	8.38E-04	5.09E-04	1.88E-03	U
AP	04	310506004	6/27/2012	Zr-95	-8.18E-04	8.55E-04	2.37E-03	U
AP	04	307802004	7/11/2012	BETA	3.05E-02	1.51E-03	7.42E-04	
AP	04	308740004	7/25/2012	BETA	4.01E-02	1.73E-03	6.70E-04	
AP	04	309533004	8/8/2012	BETA	3.40E-02	1.61E-03	6.94E-04	
AP	04	310239004	8/22/2012	BETA	3.74E-02	1.68E-03	6.89E-04	
AP	04	310928004	9/6/2012	BETA	3.56E-02	1.63E-03	6.79E-04	
AP	04	311797004	9/19/2012	BETA	2.96E-02	1.56E-03	7.40E-04	
AP	04	312797004	10/4/2012	BETA	2.41E-02	1.30E-03	6.24E-04	
AP	04	314846004	10/4/2012	Ac-228	-9.39E-05	3.81E-04	1.26E-03	U
AP	04	314846004	10/4/2012	Ag-108m	2.46E-05	6.65E-05	2.22E-04	U
AP	04	314846004	10/4/2012	Ag-110m	-1.22E-04	1.21E-04	3.50E-04	U
AP	04	314846004	10/4/2012	Ba-140	1.15E-02	2.80E-02	9.26E-02	U
AP	04	314846004	10/4/2012	Be-7	1.02E-01	7.34E-03	5.22E-03	
AP	04	314846004	10/4/2012	Ce-141	2.22E-04	4.93E-04	1.61E-03	U
AP	04	314846004	10/4/2012	Ce-144	-5.49E-05	4.18E-04	1.34E-03	U
AP	04	314846004	10/4/2012	Co-57	-1.19E-06	5.10E-05	1.65E-04	U
AP	04	314846004	10/4/2012	Co-58	-5.62E-05	1.83E-04	5.97E-04	U
AP	04	314846004	10/4/2012	Co-60	-4.62E-05	1.14E-04	3.50E-04	U
AP	04	314846004	10/4/2012	Cr-51	-5.01E-03	4.77E-03	1.46E-02	U
AP	04	314846004	10/4/2012	Cs-134	-1.20E-04	1.00E-04	2.89E-04	U
AP	04	314846004	10/4/2012	Cs-137	1.72E-04	8.67E-05	2.96E-04	U
AP	04	314846004	10/4/2012	Fe-59	1.39E-04	5.63E-04	1.89E-03	U
AP	04	314846004	10/4/2012	I-131	2.03E-01	1.30E-01	0.00E+00	UI
AP	04	314846004	10/4/2012	La-140	-9.67E-03	1.16E-02	3.40E-02	U
AP	04	314846004	10/4/2012	Mn-54	1.41E-04	1.08E-04	3.72E-04	U
AP	04	314846004	10/4/2012	Nb-95	1.05E-04	1.75E-04	6.08E-04	U
AP	04	314846004	10/4/2012	Ru-103	-1.51E-04	2.72E-04	8.40E-04	U
AP	04	314846004	10/4/2012	Ru-106	6.71E-05	8.90E-04	2.87E-03	U

# Seabrook REMP Summary of 2012 Data

SAMPLE TYPE	STATION	LSN	END DATE	NUCLIDE	CONC (pCi/kg)	STD.DEV. (pCi/m <sup>3</sup> )	MDC (pCi/m <sup>3</sup> )	FLAGS
AP	04	314846004	10/4/2012	Sb-124	1.17E-03	6.23E-04	2.28E-03	U
AP	04	314846004	10/4/2012	Sb-125	-1.67E-04	2.14E-04	6.58E-04	U
AP	04	314846004	10/4/2012	Sc-75	1.46E-04	1.55E-04	5.28E-04	U
AP	04	314846004	10/4/2012	Th-228	1.36E-04	1.93E-04	4.74E-04	U
AP	04	314846004	10/4/2012	Zn-65	-1.78E-04	2.01E-04	5.75E-04	U
AP	04	314846004	10/4/2012	Zr-95	-2.17E-04	3.24E-04	1.02E-03	U
AP	04	313721004	10/17/2012	BETA	2.88E-02	1.52E-03	7.49E-04	
AP	04	314493004	10/30/2012	BETA	3.55E-02	1.70E-03	7.64E-04	
AP	04	315398004	11/14/2012	BETA	2.64E-02	1.32E-03	6.20E-04	
AP	04	316004004	11/28/2012	BETA	5.96E-02	2.14E-03	7.13E-04	
AP	04	317019004	12/13/2012	BETA	3.30E-02	1.52E-03	6.19E-04	
AP	04	317423004	12/26/2012	BETA	2.44E-02	1.36E-03	7.83E-04	
AP	04	320221004	12/26/2012	Ac-228	1.05E-03	7.15E-04	1.95E-03	U
AP	04	320221004	12/26/2012	Ag-108m	-2.05E-04	1.24E-04	3.18E-04	U
AP	04	320221004	12/26/2012	Ag-110m	-3.68E-05	2.34E-04	7.48E-04	U
AP	04	320221004	12/26/2012	Ba-140	1.29E-02	5.69E-02	1.92E-01	U
AP	04	320221004	12/26/2012	Be-7	8.33E-02	7.12E-03	9.55E-03	
AP	04	320221004	12/26/2012	Ce-141	1.79E-04	9.89E-04	2.99E-03	U
AP	04	320221004	12/26/2012	Ce-144	-1.20E-03	6.75E-04	1.92E-03	U
AP	04	320221004	12/26/2012	Co-57	1.18E-04	8.86E-05	2.96E-04	U
AP	04	320221004	12/26/2012	Co-58	-3.36E-04	3.24E-04	8.26E-04	U
AP	04	320221004	12/26/2012	Co-60	-9.75E-05	1.27E-04	3.35E-04	U
AP	04	320221004	12/26/2012	Cr-51	-3.39E-03	8.83E-03	2.80E-02	U
AP	04	320221004	12/26/2012	Cs-134	1.28E-04	1.57E-04	4.74E-04	U
AP	04	320221004	12/26/2012	Cs-137	6.29E-05	1.36E-04	4.59E-04	U
AP	04	320221004	12/26/2012	Fe-59	-1.45E-03	1.04E-03	2.51E-03	U
AP	04	320221004	12/26/2012	I-131	-2.93E-01	3.08E-01	0.00E+00	U
AP	04	320221004	12/26/2012	La-140	9.13E-03	1.69E-02	5.88E-02	U
AP	04	320221004	12/26/2012	Mn-54	1.53E-04	1.72E-04	5.76E-04	U
AP	04	320221004	12/26/2012	Nb-95	5.16E-05	3.41E-04	1.13E-03	U
AP	04	320221004	12/26/2012	Ru-103	1.67E-04	5.18E-04	1.76E-03	U
AP	04	320221004	12/26/2012	Ru-106	-1.89E-03	1.48E-03	3.53E-03	U
AP	04	320221004	12/26/2012	Sb-124	-1.00E-03	7.35E-04	1.70E-03	U
AP	04	320221004	12/26/2012	Sb-125	3.74E-04	3.49E-04	1.20E-03	U
AP	04	320221004	12/26/2012	Se-75	4.76E-06	2.36E-04	7.73E-04	U
AP	04	320221004	12/26/2012	Th-228	4.20E-04	2.52E-04	6.97E-04	U
AP	04	320221004	12/26/2012	Zn-65	-1.66E-05	2.95E-04	9.81E-04	U
AP	04	320221004	12/26/2012	Zr-95	-6.08E-04	5.61E-04	1.63E-03	U
AP	05	294148005	1/11/2012	BETA	3.46E-02	1.56E-03	7.08E-04	
AP	05	294896005	1/25/2012	BETA	2.99E-02	1.44E-03	7.02E-04	
AP	05	295826005	2/8/2012	BETA	2.68E-02	1.37E-03	6.58E-04	
AP	05	296565005	2/22/2012	BETA	3.82E-02	1.65E-03	6.74E-04	
AP	05	297372005	3/7/2012	BETA	2.92E-02	1.44E-03	7.34E-04	
AP	05	298235005	3/21/2012	BETA	3.52E-02	1.60E-03	6.90E-04	
AP	05	303966005	3/21/2012	Ac-228	4.91E-04	4.54E-04	1.57E-03	U
AP	05	303966005	3/21/2012	Ag-108m	5.60E-05	7.61E-05	2.54E-04	U
AP	05	303966005	3/21/2012	Ag-110m	-4.06E-05	1.11E-04	3.58E-04	U
AP	05	303966005	3/21/2012	Ba-140	1.75E-02	2.09E-02	7.33E-02	U
AP	05	303966005	3/21/2012	Be-7	9.84E-02	7.88E-03	6.40E-03	
AP	05	303966005	3/21/2012	Ce-141	-2.24E-04	7.62E-04	2.34E-03	U
AP	05	303966005	3/21/2012	Ce-144	-2.71E-04	5.05E-04	1.56E-03	U

# Seabrook REMP Summary of 2012 Data

SAMPLE TYPE	STATION	LSN	END DATE	NUCLIDE	CONC (pCi/kg)	STD.DEV. (pCi/m <sup>3</sup> )	MDC (pCi/m <sup>3</sup> )	FLAGS
AP	05	303966005	3/21/2012	Co-57	7.27E-05	6.57E-05	2.15E-04	U
AP	05	303966005	3/21/2012	Co-58	3.21E-04	2.35E-04	8.13E-04	U
AP	05	303966005	3/21/2012	Co-60	3.45E-07	1.28E-04	4.23E-04	U
AP	05	303966005	3/21/2012	Cr-51	3.59E-03	6.21E-03	2.09E-02	U
AP	05	303966005	3/21/2012	Cs-134	-9.70E-05	1.31E-04	3.96E-04	U
AP	05	303966005	3/21/2012	Cs-137	9.22E-06	8.86E-05	2.97E-04	U
AP	05	303966005	3/21/2012	Fe-59	-4.13E-04	7.82E-04	2.47E-03	U
AP	05	303966005	3/21/2012	I-131	5.66E-01	2.72E-01	0.00E+00	UI
AP	05	303966005	3/21/2012	La-140	1.75E-02	2.09E-02	7.33E-02	U
AP	05	303966005	3/21/2012	Mn-54	-2.05E-04	1.31E-04	3.40E-04	U
AP	05	303966005	3/21/2012	Nb-95	4.51E-04	2.50E-04	8.61E-04	U
AP	05	303966005	3/21/2012	Ru-103	-2.72E-04	3.90E-04	1.16E-03	U
AP	05	303966005	3/21/2012	Ru-106	-5.84E-04	1.08E-03	3.46E-03	U
AP	05	303966005	3/21/2012	Sb-124	5.81E-04	7.65E-04	2.68E-03	U
AP	05	303966005	3/21/2012	Sb-125	-1.52E-04	2.51E-04	7.69E-04	U
AP	05	303966005	3/21/2012	Se-75	5.50E-05	1.63E-04	5.51E-04	U
AP	05	303966005	3/21/2012	Th-228	3.56E-04	1.95E-04	5.71E-04	U
AP	05	303966005	3/21/2012	Zn-65	3.50E-04	2.77E-04	9.82E-04	U
AP	05	303966005	3/21/2012	Zr-95	6.35E-04	4.20E-04	1.47E-03	U
AP	05	301907005	4/4/2012	BETA	2.92E-02	1.47E-03	7.22E-04	
AP	05	303012005	4/18/2012	BETA	2.75E-02	1.44E-03	8.09E-04	
AP	05	304028005	5/2/2012	BETA	2.14E-02	1.26E-03	7.44E-04	
AP	05	304711005	5/16/2012	BETA	2.07E-02	1.24E-03	7.18E-04	
AP	05	305377005	5/30/2012	BETA	1.79E-02	1.10E-03	9.18E-04	
AP	05	306154005	6/13/2012	BETA	1.96E-02	1.15E-03	9.25E-04	
AP	05	307126005	6/27/2012	BETA	2.50E-02	1.35E-03	6.83E-04	
AP	05	310506005	6/27/2012	Ac-228	-6.48E-04	5.64E-04	1.51E-03	U
AP	05	310506005	6/27/2012	Ag-108m	1.14E-05	9.47E-05	3.12E-04	U
AP	05	310506005	6/27/2012	Ag-110m	-1.51E-04	1.69E-04	5.08E-04	U
AP	05	310506005	6/27/2012	Ba-140	2.03E-03	6.37E-02	0.00E+00	UI
AP	05	310506005	6/27/2012	Be-7	1.07E-01	1.09E-02	1.39E-02	
AP	05	310506005	6/27/2012	Ce-141	1.98E-04	1.42E-03	4.59E-03	U
AP	05	310506005	6/27/2012	Ce-144	8.36E-04	7.36E-04	2.43E-03	U
AP	05	310506005	6/27/2012	Co-57	4.83E-05	8.82E-05	2.92E-04	U
AP	05	310506005	6/27/2012	Co-58	7.60E-05	3.26E-04	1.11E-03	U
AP	05	310506005	6/27/2012	Co-60	5.64E-05	1.54E-04	5.68E-04	U
AP	05	310506005	6/27/2012	Cr-51	1.12E-02	1.51E-02	5.15E-02	U
AP	05	310506005	6/27/2012	Cs-134	4.70E-05	1.46E-04	5.03E-04	U
AP	05	310506005	6/27/2012	Cs-137	1.37E-04	1.43E-04	5.06E-04	U
AP	05	310506005	6/27/2012	Fe-59	2.72E-03	1.51E-03	5.56E-03	U
AP	05	310506005	6/27/2012	I-131	9.14E-02	1.71E+00	0.00E+00	UI
AP	05	310506005	6/27/2012	La-140	2.03E-03	6.37E-02	0.00E+00	UI
AP	05	310506005	6/27/2012	Mn-54	-2.04E-04	1.72E-04	4.70E-04	U
AP	05	310506005	6/27/2012	Nb-95	-6.70E-05	4.45E-04	1.46E-03	U
AP	05	310506005	6/27/2012	Ru-103	2.85E-04	7.91E-04	2.63E-03	U
AP	05	310506005	6/27/2012	Ru-106	1.43E-03	1.53E-03	5.39E-03	U
AP	05	310506005	6/27/2012	Sb-124	-2.28E-06	8.12E-04	2.67E-03	U
AP	05	310506005	6/27/2012	Sb-125	1.47E-04	3.36E-04	1.13E-03	U
AP	05	310506005	6/27/2012	Se-75	-7.06E-05	2.54E-04	8.34E-04	U
AP	05	310506005	6/27/2012	Th-228	4.62E-04	2.59E-04	7.58E-04	U
AP	05	310506005	6/27/2012	Zn-65	-1.48E-04	5.26E-04	1.65E-03	U



# Seabrook REMP Summary of 2012 Data

SAMPLE TYPE	STATION	LSN	END DATE	NUCLIDE	CONC (pCi/kg)	STD.DEV. (pCi/m <sup>3</sup> )	MDC (pCi/m <sup>3</sup> )	FLAGS
AP	05	310506005	6/27/2012	Zr-95	1.41E-05	7.32E-04	2.45E-03	U
AP	05	307802005	7/11/2012	BETA	2.97E-02	1.50E-03	7.55E-04	
AP	05	308740005	7/25/2012	BETA	3.54E-02	1.63E-03	6.81E-04	
AP	05	309533005	8/8/2012	BETA	3.33E-02	1.58E-03	6.82E-04	
AP	05	310239005	8/22/2012	BETA	3.32E-02	1.58E-03	6.85E-04	
AP	05	310928005	9/6/2012	BETA	3.62E-02	1.65E-03	6.83E-04	
AP	05	311797005	9/19/2012	BETA	2.83E-02	1.45E-03	6.66E-04	
AP	05	312797005	10/4/2012	BETA	2.47E-02	1.30E-03	6.10E-04	
AP	05	314846005	10/4/2012	Ac-228	-5.20E-04	3.96E-04	1.14E-03	U
AP	05	314846005	10/4/2012	Ag-108m	-5.25E-05	6.81E-05	2.07E-04	U
AP	05	314846005	10/4/2012	Ag-110m	1.34E-04	1.28E-04	4.55E-04	U
AP	05	314846005	10/4/2012	Ba-140	-1.47E-02	2.88E-02	8.79E-02	U
AP	05	314846005	10/4/2012	Be-7	9.72E-02	7.54E-03	6.30E-03	
AP	05	314846005	10/4/2012	Ce-141	2.78E-04	6.10E-04	1.97E-03	U
AP	05	314846005	10/4/2012	Ce-144	-1.16E-03	5.93E-04	1.50E-03	U
AP	05	314846005	10/4/2012	Co-57	-2.66E-05	6.37E-05	1.99E-04	U
AP	05	314846005	10/4/2012	Co-58	1.51E-04	1.82E-04	6.36E-04	U
AP	05	314846005	10/4/2012	Co-60	2.34E-05	8.41E-05	2.82E-04	U
AP	05	314846005	10/4/2012	Cr-51	-4.86E-03	5.23E-03	1.61E-02	U
AP	05	314846005	10/4/2012	Cs-134	-7.62E-05	1.01E-04	3.11E-04	U
AP	05	314846005	10/4/2012	Cs-137	-5.09E-05	9.53E-05	3.07E-04	U
AP	05	314846005	10/4/2012	Fe-59	-1.40E-04	4.80E-04	1.50E-03	U
AP	05	314846005	10/4/2012	I-131	-2.39E-01	1.37E-01	0.00E+00	U
AP	05	314846005	10/4/2012	La-140	5.49E-03	1.14E-02	4.01E-02	U
AP	05	314846005	10/4/2012	Mn-54	-5.83E-05	1.04E-04	3.27E-04	U
AP	05	314846005	10/4/2012	Nb-95	-2.05E-04	2.22E-04	6.74E-04	U
AP	05	314846005	10/4/2012	Ru-103	-1.37E-04	3.15E-04	9.80E-04	U
AP	05	314846005	10/4/2012	Ru-106	-7.35E-04	9.43E-04	2.78E-03	U
AP	05	314846005	10/4/2012	Sb-124	-1.34E-04	5.21E-04	1.66E-03	U
AP	05	314846005	10/4/2012	Sb-125	-1.04E-04	2.28E-04	7.20E-04	U
AP	05	314846005	10/4/2012	Se-75	2.29E-04	1.63E-04	5.46E-04	U
AP	05	314846005	10/4/2012	Th-228	3.04E-04	2.39E-04	5.01E-04	U
AP	05	314846005	10/4/2012	Zn-65	-4.83E-04	2.74E-04	6.32E-04	U
AP	05	314846005	10/4/2012	Zr-95	-3.66E-04	3.86E-04	1.16E-03	U
AP	05	313721005	10/17/2012	BETA	2.75E-02	1.47E-03	7.25E-04	
AP	05	314493005	10/30/2012	BETA	2.82E-02	1.44E-03	6.94E-04	
AP	05	315398005	11/14/2012	BETA	2.44E-02	1.22E-03	5.73E-04	
AP	05	316004005	11/28/2012	BETA	4.89E-02	1.86E-03	6.66E-04	
AP	05	317019005	12/13/2012	BETA	3.11E-02	1.42E-03	5.70E-04	
AP	05	317423005	12/26/2012	BETA	2.35E-02	1.28E-03	7.24E-04	
AP	05	320221005	12/26/2012	Ac-228	1.84E-04	4.15E-04	1.38E-03	U
AP	05	320221005	12/26/2012	Ag-108m	1.03E-05	7.45E-05	2.43E-04	U
AP	05	320221005	12/26/2012	Ag-110m	8.99E-05	1.65E-04	5.57E-04	U
AP	05	320221005	12/26/2012	Ba-140	5.03E-02	4.59E-02	1.53E-01	U
AP	05	320221005	12/26/2012	Be-7	8.16E-02	6.57E-03	7.70E-03	
AP	05	320221005	12/26/2012	Ce-141	6.53E-05	7.60E-04	2.39E-03	U
AP	05	320221005	12/26/2012	Ce-144	4.04E-04	4.97E-04	1.62E-03	U
AP	05	320221005	12/26/2012	Co-57	3.00E-05	6.51E-05	2.13E-04	U
AP	05	320221005	12/26/2012	Co-58	-1.27E-05	2.46E-04	8.02E-04	U
AP	05	320221005	12/26/2012	Co-60	-7.06E-05	1.00E-04	2.97E-04	U
AP	05	320221005	12/26/2012	Cr-51	5.10E-04	6.53E-03	2.16E-02	U

# Seabrook REMP Summary of 2012 Data

SAMPLE TYPE	STATION	LSN	END DATE	NUCLIDE	CONC (pCi/kg)	STD.DEV. (pCi/m <sup>3</sup> )	MDC (pCi/m <sup>3</sup> )	FLAGS
AP	05	320221005	12/26/2012	Cs-134	-2.15E-04	1.31E-04	3.36E-04	U
AP	05	320221005	12/26/2012	Cs-137	8.96E-05	1.78E-04	3.56E-04	U
AP	05	320221005	12/26/2012	Fe-59	6.04E-04	7.60E-04	2.66E-03	U
AP	05	320221005	12/26/2012	I-131	1.87E-01	2.32E-01	0.00E+00	UI
AP	05	320221005	12/26/2012	La-140	7.89E-03	2.05E-02	6.89E-02	U
AP	05	320221005	12/26/2012	Mn-54	5.47E-05	1.03E-04	3.49E-04	U
AP	05	320221005	12/26/2012	Nb-95	-2.97E-04	2.58E-04	7.39E-04	U
AP	05	320221005	12/26/2012	Ru-103	3.14E-04	4.88E-04	1.60E-03	U
AP	05	320221005	12/26/2012	Ru-106	3.75E-04	9.58E-04	3.27E-03	U
AP	05	320221005	12/26/2012	Sb-124	-7.88E-04	7.68E-04	2.06E-03	U
AP	05	320221005	12/26/2012	Sb-125	2.17E-04	2.68E-04	8.92E-04	U
AP	05	320221005	12/26/2012	Se-75	-2.01E-04	1.87E-04	5.74E-04	U
AP	05	320221005	12/26/2012	Th-228	1.50E-04	1.79E-04	5.72E-04	U
AP	05	320221005	12/26/2012	Zn-65	-3.95E-06	2.42E-04	8.08E-04	U
AP	05	320221005	12/26/2012	Zr-95	-1.28E-04	4.31E-04	1.38E-03	U
AP	07	294148006	1/11/2012	BETA	3.56E-02	1.65E-03	7.65E-04	
AP	07	294896006	1/25/2012	BETA	3.17E-02	1.55E-03	7.61E-04	
AP	07	295826006	2/8/2012	BETA	2.48E-02	1.37E-03	7.12E-04	
AP	07	296565006	2/22/2012	BETA	3.97E-02	1.76E-03	7.36E-04	
AP	07	297372006	3/7/2012	BETA	3.19E-02	1.57E-03	8.03E-04	
AP	07	298235006	3/21/2012	BETA	3.37E-02	1.63E-03	7.53E-04	
AP	07	303966006	3/21/2012	Ac-228	3.74E-04	5.26E-04	1.85E-03	U
AP	07	303966006	3/21/2012	Ag-108m	2.24E-04	1.14E-04	3.77E-04	U
AP	07	303966006	3/21/2012	Ag-110m	-1.12E-04	1.26E-04	3.71E-04	U
AP	07	303966006	3/21/2012	Ba-140	3.26E-02	2.53E-02	9.05E-02	U
AP	07	303966006	3/21/2012	Be-7	1.00E-01	9.00E-03	8.04E-03	
AP	07	303966006	3/21/2012	Ce-141	-1.11E-03	1.10E-03	3.16E-03	U
AP	07	303966006	3/21/2012	Ce-144	-8.65E-05	6.47E-04	2.06E-03	U
AP	07	303966006	3/21/2012	Co-57	-2.69E-05	8.62E-05	2.73E-04	U
AP	07	303966006	3/21/2012	Co-58	3.46E-04	2.58E-04	9.11E-04	U
AP	07	303966006	3/21/2012	Co-60	1.59E-05	1.04E-04	3.57E-04	U
AP	07	303966006	3/21/2012	Cr-51	-5.89E-03	8.15E-03	2.52E-02	U
AP	07	303966006	3/21/2012	Cs-134	-2.65E-04	1.58E-04	3.82E-04	U
AP	07	303966006	3/21/2012	Cs-137	1.95E-04	1.24E-04	4.22E-04	U
AP	07	303966006	3/21/2012	Fe-59	1.39E-03	1.05E-03	3.63E-03	U
AP	07	303966006	3/21/2012	I-131	2.20E-01	3.18E-01	0.00E+00	UI
AP	07	303966006	3/21/2012	La-140	3.26E-02	2.52E-02	9.05E-02	U
AP	07	303966006	3/21/2012	Mn-54	2.81E-05	1.55E-04	5.26E-04	U
AP	07	303966006	3/21/2012	Nb-95	-5.07E-04	3.72E-04	1.02E-03	U
AP	07	303966006	3/21/2012	Ru-103	-8.77E-05	5.05E-04	1.67E-03	U
AP	07	303966006	3/21/2012	Ru-106	-6.47E-04	1.24E-03	3.92E-03	U
AP	07	303966006	3/21/2012	Sb-124	-4.50E-04	8.59E-04	2.61E-03	U
AP	07	303966006	3/21/2012	Sb-125	-3.89E-04	2.98E-04	8.84E-04	U
AP	07	303966006	3/21/2012	Se-75	2.05E-04	2.20E-04	7.38E-04	U
AP	07	303966006	3/21/2012	Th-228	2.31E-04	2.46E-04	6.92E-04	U
AP	07	303966006	3/21/2012	Zn-65	-2.05E-04	2.95E-04	8.79E-04	U
AP	07	303966006	3/21/2012	Zr-95	5.94E-04	5.35E-04	1.82E-03	U
AP	07	301907006	4/4/2012	BETA	2.50E-02	1.41E-03	7.81E-04	
AP	07	303012006	4/18/2012	BETA	2.56E-02	1.45E-03	8.78E-04	
AP	07	304028006	5/2/2012	BETA	2.07E-02	1.30E-03	8.19E-04	
AP	07	304711006	5/16/2012	BETA	2.19E-02	1.34E-03	7.98E-04	

# Seabrook REMP Summary of 2012 Data

SAMPLE TYPE	STATION	LSN	END DATE	NUCLIDE	CONC (pCi/kg)	STD.DEV. (pCi/m <sup>3</sup> )	MDC (pCi/m <sup>3</sup> )	FLAGS
AP	07	305377006	5/30/2012	BETA	1.45E-02	9.87E-04	9.08E-04	
AP	07	306154006	6/13/2012	BETA	1.88E-02	1.11E-03	9.12E-04	
AP	07	307126006	6/27/2012	BETA	2.42E-02	1.32E-03	6.71E-04	
AP	07	310506006	6/27/2012	Ac-228	5.53E-04	6.97E-04	2.52E-03	U
AP	07	310506006	6/27/2012	Ag-108m	7.48E-06	1.16E-04	3.86E-04	U
AP	07	310506006	6/27/2012	Ag-110m	-5.30E-04	2.31E-04	4.49E-04	U
AP	07	310506006	6/27/2012	Ba-140	-1.76E-02	8.90E-02	0.00E+00	U
AP	07	310506006	6/27/2012	Be-7	8.73E-02	1.34E-02	1.94E-02	
AP	07	310506006	6/27/2012	Ce-141	-2.71E-04	1.73E-03	5.67E-03	U
AP	07	310506006	6/27/2012	Ce-144	7.24E-04	8.95E-04	3.02E-03	U
AP	07	310506006	6/27/2012	Co-57	9.33E-05	1.12E-04	3.81E-04	U
AP	07	310506006	6/27/2012	Co-58	-4.01E-04	3.87E-04	1.10E-03	U
AP	07	310506006	6/27/2012	Co-60	1.35E-04	2.22E-04	7.80E-04	U
AP	07	310506006	6/27/2012	Cr-51	-1.73E-02	1.74E-02	5.38E-02	U
AP	07	310506006	6/27/2012	Cs-134	-3.56E-04	2.33E-04	6.16E-04	U
AP	07	310506006	6/27/2012	Cs-137	3.67E-04	1.79E-04	6.08E-04	U
AP	07	310506006	6/27/2012	Fe-59	-1.58E-03	1.55E-03	4.19E-03	U
AP	07	310506006	6/27/2012	I-131	2.12E+00	1.87E+00	0.00E+00	UI
AP	07	310506006	6/27/2012	La-140	-1.76E-02	8.90E-02	0.00E+00	U
AP	07	310506006	6/27/2012	Mn-54	6.87E-05	2.10E-04	7.17E-04	U
AP	07	310506006	6/27/2012	Nb-95	-1.59E-04	4.54E-04	1.47E-03	U
AP	07	310506006	6/27/2012	Ru-103	3.83E-04	8.56E-04	2.90E-03	U
AP	07	310506006	6/27/2012	Ru-106	2.98E-03	1.95E-03	6.62E-03	U
AP	07	310506006	6/27/2012	Sb-124	-6.90E-06	1.32E-03	4.34E-03	U
AP	07	310506006	6/27/2012	Sb-125	-9.82E-05	3.90E-04	1.27E-03	U
AP	07	310506006	6/27/2012	Se-75	-3.58E-04	3.51E-04	1.03E-03	U
AP	07	310506006	6/27/2012	Th-228	2.07E-04	2.61E-04	8.91E-04	U
AP	07	310506006	6/27/2012	Zn-65	-1.07E-03	5.57E-04	1.15E-03	U
AP	07	310506006	6/27/2012	Zr-95	4.04E-05	9.26E-04	3.11E-03	U
AP	07	307802006	7/11/2012	BETA	2.86E-02	1.45E-03	7.38E-04	
AP	07	308740006	7/25/2012	BETA	3.42E-02	1.58E-03	6.65E-04	
AP	07	309533006	8/8/2012	BETA	3.51E-02	1.61E-03	6.70E-04	
AP	07	310239006	8/22/2012	BETA	3.35E-02	1.58E-03	6.78E-04	
AP	07	310928006	9/6/2012	BETA	3.85E-02	1.69E-03	6.77E-04	
AP	07	311797006	9/19/2012	BETA	2.45E-02	1.34E-03	6.59E-04	
AP	07	312797006	10/4/2012	BETA	2.11E-02	1.20E-03	6.06E-04	
AP	07	314846006	10/4/2012	Ac-228	1.72E-04	3.90E-04	1.30E-03	U
AP	07	314846006	10/4/2012	Ag-108m	-2.03E-05	7.32E-05	2.33E-04	U
AP	07	314846006	10/4/2012	Ag-110m	4.15E-05	1.43E-04	4.81E-04	U
AP	07	314846006	10/4/2012	Ba-140	2.57E-04	2.96E-02	9.47E-02	U
AP	07	314846006	10/4/2012	Be-7	1.01E-01	7.30E-03	7.29E-03	
AP	07	314846006	10/4/2012	Ce-141	-2.81E-04	5.89E-04	1.83E-03	U
AP	07	314846006	10/4/2012	Ce-144	-3.48E-04	4.70E-04	1.43E-03	U
AP	07	314846006	10/4/2012	Co-57	-5.07E-05	5.78E-05	1.74E-04	U
AP	07	314846006	10/4/2012	Co-58	-8.62E-05	1.89E-04	5.93E-04	U
AP	07	314846006	10/4/2012	Co-60	-1.25E-04	1.01E-04	2.64E-04	U
AP	07	314846006	10/4/2012	Cr-51	-5.07E-04	5.65E-03	1.86E-02	U
AP	07	314846006	10/4/2012	Cs-134	-1.62E-04	1.06E-04	2.68E-04	U
AP	07	314846006	10/4/2012	Cs-137	-1.08E-04	9.09E-05	2.61E-04	U
AP	07	314846006	10/4/2012	Fe-59	-9.88E-04	7.83E-04	2.04E-03	U
AP	07	314846006	10/4/2012	I-131	1.57E-01	1.57E-01	0.00E+00	UI

# Seabrook REMP Summary of 2012 Data

SAMPLE TYPE	STATION	LSN	END DATE	NUCLIDE	CONC (pCi/kg)	STD.DEV. (pCi/m <sup>3</sup> )	MDC (pCi/m <sup>3</sup> )	FLAGS
AP	07	314846006	10/4/2012	La-140	-7.86E-04	1.64E-02	5.35E-02	U
AP	07	314846006	10/4/2012	Mn-54	-6.97E-05	1.10E-04	3.36E-04	U
AP	07	314846006	10/4/2012	Nb-95	-2.99E-04	1.85E-04	4.46E-04	U
AP	07	314846006	10/4/2012	Ru-103	-3.14E-04	3.65E-04	1.07E-03	U
AP	07	314846006	10/4/2012	Ru-106	-2.11E-04	8.01E-04	2.62E-03	U
AP	07	314846006	10/4/2012	Sb-124	3.38E-04	5.23E-04	1.87E-03	U
AP	07	314846006	10/4/2012	Sb-125	2.81E-04	2.54E-04	8.55E-04	U
AP	07	314846006	10/4/2012	Se-75	-3.06E-04	1.69E-04	4.58E-04	U
AP	07	314846006	10/4/2012	Th-228	4.37E-04	2.57E-04	5.71E-04	U
AP	07	314846006	10/4/2012	Zn-65	-3.56E-04	2.31E-04	5.07E-04	U
AP	07	314846006	10/4/2012	Zr-95	-1.64E-04	3.37E-04	1.05E-03	U
AP	07	313721006	10/17/2012	BETA	2.96E-02	1.52E-03	7.25E-04	
AP	07	314493006	10/30/2012	BETA	2.83E-02	1.44E-03	6.93E-04	
AP	07	315398006	11/14/2012	BETA	2.56E-02	1.27E-03	5.93E-04	
AP	07	316004006	11/28/2012	BETA	4.83E-02	1.83E-03	6.54E-04	
AP	07	317019006	12/13/2012	BETA	3.37E-02	1.45E-03	5.50E-04	
AP	07	317423006	12/26/2012	BETA	2.34E-02	1.30E-03	7.46E-04	
AP	07	320221006	12/26/2012	Ac-228	9.99E-04	6.52E-04	1.70E-03	U
AP	07	320221006	12/26/2012	Ag-108m	-8.35E-05	7.60E-05	2.23E-04	U
AP	07	320221006	12/26/2012	Ag-110m	7.43E-06	1.81E-04	6.02E-04	U
AP	07	320221006	12/26/2012	Ba-140	-1.06E-02	4.09E-02	1.30E-01	U
AP	07	320221006	12/26/2012	Be-7	6.99E-02	7.57E-03	7.88E-03	
AP	07	320221006	12/26/2012	Ce-141	-3.15E-04	6.68E-04	2.12E-03	U
AP	07	320221006	12/26/2012	Ce-144	-8.30E-04	5.18E-04	1.44E-03	U
AP	07	320221006	12/26/2012	Co-57	-6.77E-05	5.49E-05	1.61E-04	U
AP	07	320221006	12/26/2012	Co-58	-1.51E-04	2.15E-04	6.65E-04	U
AP	07	320221006	12/26/2012	Co-60	8.67E-05	9.36E-05	3.44E-04	U
AP	07	320221006	12/26/2012	Cr-51	-7.83E-03	6.30E-03	1.88E-02	U
AP	07	320221006	12/26/2012	Cs-134	1.22E-05	1.09E-04	3.68E-04	U
AP	07	320221006	12/26/2012	Cs-137	-1.31E-04	1.13E-04	3.16E-04	U
AP	07	320221006	12/26/2012	Fe-59	-9.18E-04	7.52E-04	1.97E-03	U
AP	07	320221006	12/26/2012	I-131	7.03E-01	3.51E-01	0.00E+00	UI
AP	07	320221006	12/26/2012	La-140	-1.46E-02	1.75E-02	5.02E-02	U
AP	07	320221006	12/26/2012	Mn-54	1.35E-04	1.23E-04	4.28E-04	U
AP	07	320221006	12/26/2012	Nb-95	-4.26E-04	2.84E-04	7.43E-04	U
AP	07	320221006	12/26/2012	Ru-103	-6.76E-04	4.79E-04	1.08E-03	U
AP	07	320221006	12/26/2012	Ru-106	-1.08E-03	1.20E-03	3.30E-03	U
AP	07	320221006	12/26/2012	Sb-124	-1.47E-06	7.12E-04	2.35E-03	U
AP	07	320221006	12/26/2012	Sb-125	2.47E-04	2.50E-04	8.54E-04	U
AP	07	320221006	12/26/2012	Se-75	-5.41E-05	1.66E-04	5.54E-04	U
AP	07	320221006	12/26/2012	Th-228	1.68E-04	2.13E-04	4.48E-04	U
AP	07	320221006	12/26/2012	Zn-65	-5.05E-05	3.14E-04	1.01E-03	U
AP	07	320221006	12/26/2012	Zr-95	-3.01E-04	4.32E-04	1.35E-03	U
AP	08	294148007	1/11/2012	BETA	3.41E-02	1.55E-03	7.10E-04	
AP	08	294896007	1/25/2012	BETA	3.22E-02	1.50E-03	7.07E-04	
AP	08	295826007	2/8/2012	BETA	2.22E-02	1.25E-03	6.65E-04	
AP	08	296565007	2/22/2012	BETA	3.75E-02	1.65E-03	6.83E-04	
AP	08	297372007	3/7/2012	BETA	3.05E-02	1.48E-03	7.46E-04	
AP	08	298235007	3/21/2012	BETA	3.17E-02	1.53E-03	7.07E-04	
AP	08	303966007	3/21/2012	Ac-228	7.87E-05	4.29E-04	1.42E-03	U
AP	08	303966007	3/21/2012	Ag-108m	-2.80E-05	7.72E-05	2.50E-04	U

# Seabrook REMP Summary of 2012 Data

SAMPLE TYPE	STATION	LSN	END DATE	NUCLIDE	CONC (pCi/kg)	STD.DEV. (pCi/m <sup>3</sup> )	MDC (pCi/m <sup>3</sup> )	FLAGS
AP	08	303966007	3/21/2012	Ag-110m	-1.28E-04	1.17E-04	3.36E-04	U
AP	08	303966007	3/21/2012	Ba-140	-2.41E-03	1.83E-02	5.97E-02	U
AP	08	303966007	3/21/2012	Be-7	8.96E-02	7.43E-03	8.35E-03	
AP	08	303966007	3/21/2012	Ce-141	-1.64E-03	8.35E-04	2.25E-03	U
AP	08	303966007	3/21/2012	Ce-144	-5.26E-04	5.86E-04	1.84E-03	U
AP	08	303966007	3/21/2012	Co-57	2.80E-05	6.89E-05	2.31E-04	U
AP	08	303966007	3/21/2012	Co-58	1.83E-04	2.38E-04	8.20E-04	U
AP	08	303966007	3/21/2012	Co-60	-1.66E-04	1.20E-04	3.28E-04	U
AP	08	303966007	3/21/2012	Cr-51	-1.20E-02	7.16E-03	2.04E-02	U
AP	08	303966007	3/21/2012	Cs-134	-1.87E-04	1.38E-04	3.94E-04	U
AP	08	303966007	3/21/2012	Cs-137	5.09E-05	9.83E-05	3.27E-04	U
AP	08	303966007	3/21/2012	Fe-59	-1.40E-03	9.77E-04	2.62E-03	U
AP	08	303966007	3/21/2012	I-131	5.87E-01	3.16E-01	0.00E+00	UI
AP	08	303966007	3/21/2012	La-140	-2.41E-03	1.83E-02	5.97E-02	U
AP	08	303966007	3/21/2012	Mn-54	-5.17E-05	1.18E-04	3.80E-04	U
AP	08	303966007	3/21/2012	Nb-95	-2.59E-04	2.78E-04	8.56E-04	U
AP	08	303966007	3/21/2012	Ru-103	-4.96E-04	4.75E-04	1.42E-03	U
AP	08	303966007	3/21/2012	Ru-106	-3.02E-04	9.63E-04	3.05E-03	U
AP	08	303966007	3/21/2012	Sb-124	-3.21E-04	7.09E-04	2.20E-03	U
AP	08	303966007	3/21/2012	Sb-125	-1.81E-04	2.63E-04	8.30E-04	U
AP	08	303966007	3/21/2012	Se-75	-7.85E-05	2.08E-04	6.57E-04	U
AP	08	303966007	3/21/2012	Th-228	4.79E-04	2.72E-04	6.25E-04	U
AP	08	303966007	3/21/2012	Zn-65	-5.90E-05	3.14E-04	1.01E-03	U
AP	08	303966007	3/21/2012	Zr-95	-1.39E-03	5.54E-04	1.16E-03	U
AP	08	301907007	4/4/2012	BETA	3.01E-02	1.51E-03	7.39E-04	
AP	08	303012007	4/18/2012	BETA	2.90E-02	1.49E-03	8.25E-04	
AP	08	304028007	5/2/2012	BETA	2.09E-02	1.27E-03	7.80E-04	
AP	08	304711007	5/16/2012	BETA	2.15E-02	1.32E-03	7.85E-04	
AP	08	305377007	5/30/2012	BETA	1.70E-02	1.10E-03	9.69E-04	
AP	08	306154007	6/13/2012	BETA	2.05E-02	1.22E-03	1.01E-03	
AP	08	307126007	6/27/2012	BETA	2.58E-02	1.43E-03	7.38E-04	
AP	08	310506007	6/27/2012	Ac-228	1.36E-03	8.21E-04	2.81E-03	U
AP	08	310506007	6/27/2012	Ag-108m	-1.63E-04	1.31E-04	3.57E-04	U
AP	08	310506007	6/27/2012	Ag-110m	1.67E-04	1.88E-04	6.01E-04	U
AP	08	310506007	6/27/2012	Ba-140	2.13E-02	7.10E-02	0.00E+00	UI
AP	08	310506007	6/27/2012	Be-7	9.92E-02	1.36E-02	1.27E-02	
AP	08	310506007	6/27/2012	Ce-141	-2.63E-03	1.78E-03	4.96E-03	U
AP	08	310506007	6/27/2012	Ce-144	3.77E-04	7.42E-04	2.44E-03	U
AP	08	310506007	6/27/2012	Co-57	-9.59E-05	9.61E-05	2.79E-04	U
AP	08	310506007	6/27/2012	Co-58	-1.56E-04	3.52E-04	1.07E-03	U
AP	08	310506007	6/27/2012	Co-60	5.42E-05	1.72E-04	5.91E-04	U
AP	08	310506007	6/27/2012	Cr-51	4.81E-03	1.60E-02	5.36E-02	U
AP	08	310506007	6/27/2012	Cs-134	-1.77E-05	1.83E-04	5.93E-04	U
AP	08	310506007	6/27/2012	Cs-137	1.74E-04	2.17E-04	5.30E-04	U
AP	08	310506007	6/27/2012	Fe-59	-5.06E-04	1.50E-03	4.76E-03	U
AP	08	310506007	6/27/2012	I-131	-6.84E-01	1.44E+00	0.00E+00	U
AP	08	310506007	6/27/2012	La-140	2.13E-02	7.10E-02	0.00E+00	UI
AP	08	310506007	6/27/2012	Mn-54	-1.47E-04	1.89E-04	5.51E-04	U
AP	08	310506007	6/27/2012	Nb-95	-1.53E-04	4.60E-04	1.45E-03	U
AP	08	310506007	6/27/2012	Ru-103	4.51E-04	6.91E-04	2.36E-03	U
AP	08	310506007	6/27/2012	Ru-106	7.34E-04	1.59E-03	5.48E-03	U



# Seabrook REMP Summary of 2012 Data

SAMPLE TYPE	STATION	LSN	END DATE	NUCLIDE	CONC (pCi/kg)	STD.DEV. (pCi/m <sup>3</sup> )	MDC (pCi/m <sup>3</sup> )	FLAGS
AP	08	310506007	6/27/2012	Sb-124	8.26E-04	1.39E-03	4.91E-03	U
AP	08	310506007	6/27/2012	Sb-125	-3.37E-04	3.82E-04	1.11E-03	U
AP	08	310506007	6/27/2012	Se-75	4.01E-04	3.14E-04	1.08E-03	U
AP	08	310506007	6/27/2012	Th-228	4.71E-04	4.04E-04	9.58E-04	U
AP	08	310506007	6/27/2012	Zn-65	-1.87E-04	3.46E-04	1.05E-03	U
AP	08	310506007	6/27/2012	Zr-95	7.12E-04	8.02E-04	2.83E-03	U
AP	08	307802007	7/11/2012	BETA	3.31E-02	1.64E-03	8.11E-04	
AP	08	308740007	7/25/2012	BETA	3.72E-02	1.75E-03	7.45E-04	
AP	08	309533007	8/8/2012	BETA	4.01E-02	1.82E-03	7.51E-04	
AP	08	310239007	8/22/2012	BETA	3.79E-02	1.77E-03	7.58E-04	
AP	08	310928007	9/6/2012	BETA	4.39E-02	1.91E-03	7.53E-04	
AP	08	311797007	9/19/2012	BETA	3.45E-02	1.69E-03	7.45E-04	
AP	08	312797007	10/4/2012	BETA	2.62E-02	1.42E-03	6.89E-04	
AP	08	314846007	10/4/2012	Ac-228	-5.05E-04	4.69E-04	1.41E-03	U
AP	08	314846007	10/4/2012	Ag-108m	-3.63E-05	8.39E-05	2.65E-04	U
AP	08	314846007	10/4/2012	Ag-110m	4.60E-05	1.43E-04	4.86E-04	U
AP	08	314846007	10/4/2012	Ba-140	-4.56E-02	3.84E-02	1.05E-01	U
AP	08	314846007	10/4/2012	Be-7	1.15E-01	8.41E-03	7.58E-03	
AP	08	314846007	10/4/2012	Ce-141	1.50E-04	6.35E-04	2.05E-03	U
AP	08	314846007	10/4/2012	Ce-144	-6.15E-04	5.27E-04	1.53E-03	U
AP	08	314846007	10/4/2012	Co-57	2.05E-05	6.68E-05	2.18E-04	U
AP	08	314846007	10/4/2012	Co-58	5.09E-05	2.01E-04	6.81E-04	U
AP	08	314846007	10/4/2012	Co-60	-1.58E-04	1.15E-04	3.00E-04	U
AP	08	314846007	10/4/2012	Cr-51	-1.95E-03	5.20E-03	1.68E-02	U
AP	08	314846007	10/4/2012	Cs-134	1.44E-04	1.32E-04	4.56E-04	U
AP	08	314846007	10/4/2012	Cs-137	8.95E-05	9.30E-05	3.27E-04	U
AP	08	314846007	10/4/2012	Fe-59	1.31E-03	8.42E-04	2.91E-03	U
AP	08	314846007	10/4/2012	I-131	1.39E-01	1.64E-01	0.00E+00	UI
AP	08	314846007	10/4/2012	La-140	-5.44E-03	1.65E-02	5.25E-02	U
AP	08	314846007	10/4/2012	Mn-54	2.42E-05	1.19E-04	4.01E-04	U
AP	08	314846007	10/4/2012	Nb-95	8.30E-05	2.33E-04	7.96E-04	U
AP	08	314846007	10/4/2012	Ru-103	-9.26E-05	4.14E-04	1.32E-03	U
AP	08	314846007	10/4/2012	Ru-106	-1.98E-04	9.08E-04	3.02E-03	U
AP	08	314846007	10/4/2012	Sb-124	3.06E-04	5.72E-04	2.03E-03	U
AP	08	314846007	10/4/2012	Sb-125	-5.26E-04	2.77E-04	6.91E-04	U
AP	08	314846007	10/4/2012	Se-75	-1.68E-04	1.70E-04	5.28E-04	U
AP	08	314846007	10/4/2012	Th-228	4.89E-05	2.65E-04	6.38E-04	U
AP	08	314846007	10/4/2012	Zn-65	8.48E-06	3.18E-04	1.04E-03	U
AP	08	314846007	10/4/2012	Zr-95	-2.54E-04	4.23E-04	1.33E-03	U
AP	08	313721007	10/17/2012	BETA	3.75E-02	1.82E-03	8.20E-04	
AP	08	314493007	10/30/2012	BETA	3.53E-02	1.78E-03	8.40E-04	
AP	08	315398007	11/14/2012	BETA	2.76E-02	1.40E-03	6.67E-04	
AP	08	316004007	11/28/2012	BETA	5.13E-02	2.20E-03	9.03E-04	
AP	08	317423007	12/26/2012	BETA	2.13E-02	1.20E-03	6.95E-04	
AP	08	320221007	12/26/2012	Ac-228	9.03E-04	9.62E-04	1.36E-03	U
AP	08	320221007	12/26/2012	Ag-108m	-5.80E-05	8.78E-05	2.70E-04	U
AP	08	320221007	12/26/2012	Ag-110m	2.15E-04	1.87E-04	6.22E-04	U
AP	08	320221007	12/26/2012	Ba-140	-1.16E-01	5.72E-02	1.42E-01	U
AP	08	320221007	12/26/2012	Be-7	8.23E-02	7.29E-03	8.42E-03	
AP	08	320221007	12/26/2012	Ce-141	-1.49E-04	8.90E-04	2.67E-03	U

# Seabrook REMP Summary of 2012 Data

SAMPLE TYPE	STATION	LSN	END DATE	NUCLIDE	CONC (pCi/kg)	STD.DEV. (pCi/m <sup>3</sup> )	MDC (pCi/m <sup>3</sup> )	FLAGS
AP	08	320221007	12/26/2012	Ce-144	-3.74E-04	7.29E-04	2.00E-03	U
AP	08	320221007	12/26/2012	Co-57	1.66E-04	9.43E-05	2.95E-04	U
AP	08	320221007	12/26/2012	Co-58	-2.13E-04	2.89E-04	7.78E-04	U
AP	08	320221007	12/26/2012	Co-60	-1.07E-04	1.39E-04	4.12E-04	U
AP	08	320221007	12/26/2012	Cr-51	5.94E-03	7.68E-03	2.51E-02	U
AP	08	320221007	12/26/2012	Cs-134	1.12E-04	1.60E-04	4.69E-04	U
AP	08	320221007	12/26/2012	Cs-137	7.82E-05	1.08E-04	3.68E-04	U
AP	08	320221007	12/26/2012	Fe-59	-1.03E-04	9.32E-04	3.06E-03	U
AP	08	320221007	12/26/2012	I-131	-2.87E-01	2.75E-01	0.00E+00	U
AP	08	320221007	12/26/2012	La-140	-4.61E-02	2.45E-02	5.91E-02	U
AP	08	320221007	12/26/2012	Mn-54	1.90E-04	1.52E-04	5.08E-04	U
AP	08	320221007	12/26/2012	Nb-95	4.17E-05	2.97E-04	9.83E-04	U
AP	08	320221007	12/26/2012	Ru-103	-3.22E-04	4.59E-04	1.43E-03	U
AP	08	320221007	12/26/2012	Ru-106	-3.98E-04	1.14E-03	3.76E-03	U
AP	08	320221007	12/26/2012	Sb-124	-4.47E-04	8.57E-04	2.65E-03	U
AP	08	320221007	12/26/2012	Sb-125	2.91E-04	2.84E-04	8.67E-04	U
AP	08	320221007	12/26/2012	Se-75	4.51E-05	2.04E-04	6.69E-04	U
AP	08	320221007	12/26/2012	Th-228	4.88E-04	3.19E-04	7.08E-04	U
AP	08	320221007	12/26/2012	Zn-65	7.62E-04	2.98E-04	1.12E-03	U
AP	08	320221007	12/26/2012	Zr-95	2.30E-04	4.62E-04	1.56E-03	U
AP	09	294148008	1/11/2012	BETA	3.27E-02	1.57E-03	7.61E-04	
AP	09	294896008	1/25/2012	BETA	3.37E-02	1.59E-03	7.56E-04	
AP	09	295826008	2/8/2012	BETA	2.59E-02	1.40E-03	7.12E-04	
AP	09	296565008	2/22/2012	BETA	3.71E-02	1.68E-03	7.26E-04	
AP	09	297372008	3/7/2012	BETA	3.30E-02	1.59E-03	7.96E-04	
AP	09	298235008	3/21/2012	BETA	3.71E-02	1.71E-03	7.48E-04	
AP	09	303966008	3/21/2012	Ac-228	5.31E-04	4.47E-04	1.55E-03	U
AP	09	303966008	3/21/2012	Ag-108m	-1.69E-05	9.78E-05	3.24E-04	U
AP	09	303966008	3/21/2012	Ag-110m	-1.42E-04	1.30E-04	3.75E-04	U
AP	09	303966008	3/21/2012	Ba-140	-1.68E-02	1.48E-02	3.78E-02	U
AP	09	303966008	3/21/2012	Be-7	9.47E-02	8.84E-03	9.29E-03	
AP	09	303966008	3/21/2012	Ce-141	-7.99E-06	8.64E-04	2.86E-03	U
AP	09	303966008	3/21/2012	Ce-144	-1.17E-03	6.37E-04	1.75E-03	U
AP	09	303966008	3/21/2012	Co-57	4.38E-05	7.72E-05	2.60E-04	U
AP	09	303966008	3/21/2012	Co-58	6.20E-05	3.00E-04	9.78E-04	U
AP	09	303966008	3/21/2012	Co-60	-3.02E-05	1.20E-04	3.78E-04	U
AP	09	303966008	3/21/2012	Cr-51	5.54E-03	7.97E-03	2.60E-02	U
AP	09	303966008	3/21/2012	Cs-134	-1.02E-04	1.46E-04	4.38E-04	U
AP	09	303966008	3/21/2012	Cs-137	8.18E-05	1.03E-04	3.50E-04	U
AP	09	303966008	3/21/2012	Fe-59	-5.60E-04	7.62E-04	2.28E-03	U
AP	09	303966008	3/21/2012	I-131	-2.92E-01	2.81E-01	0.00E+00	U
AP	09	303966008	3/21/2012	La-140	-1.68E-02	1.47E-02	3.78E-02	U
AP	09	303966008	3/21/2012	Mn-54	7.58E-05	1.38E-04	4.76E-04	U
AP	09	303966008	3/21/2012	Nb-95	-2.76E-04	2.55E-04	7.17E-04	U
AP	09	303966008	3/21/2012	Ru-103	-1.91E-04	4.78E-04	1.54E-03	U
AP	09	303966008	3/21/2012	Ru-106	5.35E-04	1.13E-03	3.77E-03	U
AP	09	303966008	3/21/2012	Sb-124	1.11E-04	7.60E-04	2.57E-03	U
AP	09	303966008	3/21/2012	Sb-125	-1.88E-04	3.03E-04	9.72E-04	U
AP	09	303966008	3/21/2012	Se-75	3.94E-04	2.40E-04	7.67E-04	U
AP	09	303966008	3/21/2012	Th-228	1.14E-04	2.69E-04	7.01E-04	U
AP	09	303966008	3/21/2012	Zn-65	-2.27E-04	3.48E-04	8.85E-04	U

## Seabrook REMP Summary of 2012 Data

SAMPLE TYPE	STATION	LSN	END DATE	NUCLIDE	CONC (pCi/kg)	STD.DEV. (pCi/m <sup>3</sup> )	MDC (pCi/m <sup>3</sup> )	FLAGS
AP	09	303966008	3/21/2012	Zr-95	3.57E-04	5.88E-04	1.95E-03	U
AP	09	301907008	4/4/2012	BETA	2.82E-02	1.50E-03	7.75E-04	
AP	09	303012008	4/18/2012	BETA	2.56E-02	1.44E-03	8.71E-04	
AP	09	304028008	5/2/2012	BETA	2.09E-02	1.30E-03	8.07E-04	
AP	09	304711008	5/16/2012	BETA	2.12E-02	1.31E-03	7.87E-04	
AP	09	307516001	5/16/2012	Ac-228	4.23E-03	2.69E-03	8.85E-03	U
AP	09	307516001	5/16/2012	Ag-108m	-8.54E-05	4.17E-04	1.33E-03	U
AP	09	307516001	5/16/2012	Ag-110m	-3.31E-04	5.81E-04	1.84E-03	U
AP	09	307516001	5/16/2012	Ba-140	1.43E-02	1.88E-02	6.77E-02	U
AP	09	307516001	5/16/2012	Be-7	1.44E-01	2.02E-02	3.02E-02	
AP	09	307516001	5/16/2012	Ce-141	4.82E-03	2.39E-03	7.72E-03	U
AP	09	307516001	5/16/2012	Ce-144	3.41E-03	2.55E-03	8.20E-03	U
AP	09	307516001	5/16/2012	Co-57	1.40E-05	3.21E-04	1.02E-03	U
AP	09	307516001	5/16/2012	Co-58	-1.95E-03	9.53E-04	2.01E-03	U
AP	09	307516001	5/16/2012	Co-60	6.99E-04	5.94E-04	2.18E-03	U
AP	09	307516001	5/16/2012	Cr-51	-1.89E-03	1.58E-02	5.16E-02	U
AP	09	307516001	5/16/2012	Cs-134	7.05E-04	7.06E-04	2.45E-03	U
AP	09	307516001	5/16/2012	Cs-137	-5.53E-04	5.62E-04	1.69E-03	U
AP	09	307516001	5/16/2012	Fe-59	-1.13E-03	2.92E-03	8.97E-03	U
AP	09	307516001	5/16/2012	I-131	-1.56E-01	1.15E-01	3.26E-01	U
AP	09	307516001	5/16/2012	La-140	1.43E-02	1.88E-02	6.77E-02	U
AP	09	307516001	5/16/2012	Mn-54	5.14E-04	6.46E-04	2.22E-03	U
AP	09	307516001	5/16/2012	Nb-95	1.46E-03	1.04E-03	3.62E-03	U
AP	09	307516001	5/16/2012	Ru-103	1.39E-04	1.28E-03	4.14E-03	U
AP	09	307516001	5/16/2012	Ru-106	3.49E-04	5.06E-03	1.70E-02	U
AP	09	307516001	5/16/2012	Sb-124	7.14E-05	3.24E-03	1.06E-02	U
AP	09	307516001	5/16/2012	Sb-125	-1.14E-03	1.34E-03	4.00E-03	U
AP	09	307516001	5/16/2012	Se-75	3.14E-05	6.95E-04	2.31E-03	U
AP	09	307516001	5/16/2012	Th-228	2.13E-04	1.11E-03	2.88E-03	U
AP	09	307516001	5/16/2012	Zn-65	-1.31E-03	1.63E-03	4.72E-03	U
AP	09	307516001	5/16/2012	Zr-95	1.56E-03	1.73E-03	6.00E-03	U
AP	09	305377008	5/30/2012	BETA	1.78E-02	1.11E-03	9.42E-04	
AP	09	306154008	6/13/2012	BETA	1.85E-02	1.14E-03	9.64E-04	
AP	09	307126008	6/27/2012	BETA	2.45E-02	1.36E-03	7.02E-04	
AP	09	310506008	6/27/2012	Ac-228	2.48E-04	6.48E-04	2.20E-03	U
AP	09	310506008	6/27/2012	Ag-108m	-1.40E-04	1.38E-04	3.89E-04	U
AP	09	310506008	6/27/2012	Ag-110m	2.97E-05	2.11E-04	7.08E-04	U
AP	09	310506008	6/27/2012	Ba-140	2.72E-02	1.05E-01	0.00E+00	UI
AP	09	310506008	6/27/2012	Be-7	1.01E-01	1.39E-02	1.63E-02	
AP	09	310506008	6/27/2012	Ce-141	-4.64E-05	2.04E-03	6.75E-03	U
AP	09	310506008	6/27/2012	Ce-144	-8.49E-04	9.63E-04	3.00E-03	U
AP	09	310506008	6/27/2012	Co-57	-1.02E-05	1.26E-04	4.22E-04	U
AP	09	310506008	6/27/2012	Co-58	-3.06E-04	4.39E-04	1.29E-03	U
AP	09	310506008	6/27/2012	Co-60	3.58E-04	2.29E-04	8.49E-04	U
AP	09	310506008	6/27/2012	Cr-51	-3.66E-03	1.93E-02	6.21E-02	U
AP	09	310506008	6/27/2012	Cs-134	1.80E-04	2.00E-04	7.14E-04	U
AP	09	310506008	6/27/2012	Cs-137	-2.50E-05	1.69E-04	5.52E-04	U
AP	09	310506008	6/27/2012	Fe-59	8.19E-04	2.14E-03	7.40E-03	U
AP	09	310506008	6/27/2012	I-131	2.41E+00	1.95E+00	0.00E+00	UI
AP	09	310506008	6/27/2012	La-140	2.72E-02	1.05E-01	0.00E+00	UI
AP	09	310506008	6/27/2012	Mn-54	2.14E-04	2.35E-04	8.20E-04	U

# Seabrook REMP Summary of 2012 Data

SAMPLE TYPE	STATION	LSN	END DATE	NUCLIDE	CONC (pCi/kg)	STD.DEV. (pCi/m <sup>3</sup> )	MDC (pCi/m <sup>3</sup> )	FLAGS
AP	09	310506008	6/27/2012	Nb-95	-5.62E-04	5.88E-04	1.70E-03	U
AP	09	310506008	6/27/2012	Ru-103	2.25E-04	1.15E-03	3.90E-03	U
AP	09	310506008	6/27/2012	Ru-106	-1.56E-03	2.25E-03	6.99E-03	U
AP	09	310506008	6/27/2012	Sb-124	-4.31E-03	2.11E-03	3.45E-03	U
AP	09	310506008	6/27/2012	Sb-125	7.48E-04	5.40E-04	1.82E-03	U
AP	09	310506008	6/27/2012	Se-75	-2.88E-04	3.74E-04	1.15E-03	U
AP	09	310506008	6/27/2012	Th-228	1.24E-04	2.84E-04	9.42E-04	U
AP	09	310506008	6/27/2012	Zn-65	5.46E-04	4.80E-04	1.76E-03	U
AP	09	310506008	6/27/2012	Zr-95	7.18E-06	1.17E-03	3.84E-03	U
AP	09	307802008	7/11/2012	BETA	3.15E-02	1.56E-03	7.72E-04	
AP	09	308740008	7/25/2012	BETA	3.81E-02	1.71E-03	6.95E-04	
AP	09	309533008	8/8/2012	BETA	3.76E-02	1.70E-03	6.97E-04	
AP	09	310239008	8/22/2012	BETA	3.31E-02	1.59E-03	7.00E-04	
AP	09	310928008	9/6/2012	BETA	3.91E-02	1.74E-03	7.02E-04	
AP	09	311797008	9/19/2012	BETA	3.24E-02	1.57E-03	6.81E-04	
AP	09	312797008	10/4/2012	BETA	2.78E-02	1.40E-03	6.25E-04	
AP	09	314846008	10/4/2012	Ac-228	2.03E-04	4.28E-04	1.51E-03	U
AP	09	314846008	10/4/2012	Ag-108m	1.05E-04	6.84E-05	2.35E-04	U
AP	09	314846008	10/4/2012	Ag-110m	4.14E-04	1.85E-04	6.29E-04	U
AP	09	314846008	10/4/2012	Ba-140	6.22E-03	3.80E-02	1.24E-01	U
AP	09	314846008	10/4/2012	Be-7	1.02E-01	8.08E-03	5.89E-03	
AP	09	314846008	10/4/2012	Ce-141	8.83E-04	5.60E-04	1.83E-03	U
AP	09	314846008	10/4/2012	Ce-144	2.21E-04	4.34E-04	1.44E-03	U
AP	09	314846008	10/4/2012	Co-57	-2.60E-05	5.32E-05	1.68E-04	U
AP	09	314846008	10/4/2012	Co-58	2.19E-04	1.89E-04	6.72E-04	U
AP	09	314846008	10/4/2012	Co-60	-1.02E-05	1.06E-04	3.51E-04	U
AP	09	314846008	10/4/2012	Cr-51	4.84E-03	5.80E-03	1.98E-02	U
AP	09	314846008	10/4/2012	Cs-134	8.33E-05	8.25E-05	2.97E-04	U
AP	09	314846008	10/4/2012	Cs-137	4.43E-06	9.48E-05	3.21E-04	U
AP	09	314846008	10/4/2012	Fe-59	-1.31E-03	7.79E-04	1.79E-03	U
AP	09	314846008	10/4/2012	I-131	4.66E-02	1.41E-01	0.00E+00	UI
AP	09	314846008	10/4/2012	La-140	-9.99E-03	1.03E-02	2.64E-02	U
AP	09	314846008	10/4/2012	Mn-54	-2.38E-05	8.99E-05	2.90E-04	U
AP	09	314846008	10/4/2012	Nb-95	4.31E-04	2.30E-04	8.03E-04	U
AP	09	314846008	10/4/2012	Ru-103	3.08E-04	2.86E-04	9.92E-04	U
AP	09	314846008	10/4/2012	Ru-106	-8.14E-04	1.03E-03	3.03E-03	U
AP	09	314846008	10/4/2012	Sb-124	-1.89E-04	4.17E-04	1.22E-03	U
AP	09	314846008	10/4/2012	Sb-125	2.66E-04	2.25E-04	7.71E-04	U
AP	09	314846008	10/4/2012	Se-75	-9.79E-05	1.41E-04	4.51E-04	U
AP	09	314846008	10/4/2012	Th-228	3.19E-04	2.20E-04	5.48E-04	U
AP	09	314846008	10/4/2012	Zn-65	5.33E-05	2.33E-04	7.78E-04	U
AP	09	314846008	10/4/2012	Zr-95	-2.88E-04	3.49E-04	1.05E-03	U
AP	09	313721008	10/17/2012	BETA	2.96E-02	1.55E-03	7.50E-04	
AP	09	314493008	10/30/2012	BETA	2.73E-02	1.43E-03	7.09E-04	
AP	09	315398008	11/14/2012	BETA	2.38E-02	1.25E-03	6.14E-04	
AP	09	316004008	11/28/2012	BETA	4.94E-02	1.91E-03	6.95E-04	
AP	09	317019008	12/13/2012	BETA	3.57E-02	1.55E-03	5.88E-04	
AP	09	317423008	12/26/2012	BETA	2.13E-02	1.24E-03	7.48E-04	
AP	09	320221008	12/26/2012	Ac-228	-3.88E-04	5.65E-04	1.81E-03	U
AP	09	320221008	12/26/2012	Ag-108m	-7.44E-05	9.48E-05	2.83E-04	U
AP	09	320221008	12/26/2012	Ag-110m	-3.40E-04	2.11E-04	4.87E-04	U

# Seabrook REMP Summary of 2012 Data

SAMPLE TYPE	STATION	LSN	END DATE	NUCLIDE	CONC (pCi/kg)	STD.DEV. (pCi/m <sup>3</sup> )	MDC (pCi/m <sup>3</sup> )	FLAGS
AP	09	320221008	12/26/2012	Ba-140	1.08E-01	5.88E-02	2.05E-01	U
AP	09	320221008	12/26/2012	Be-7	6.94E-02	7.56E-03	1.01E-02	
AP	09	320221008	12/26/2012	Ce-141	-8.38E-04	7.65E-04	2.18E-03	U
AP	09	320221008	12/26/2012	Ce-144	6.22E-04	5.54E-04	1.82E-03	U
AP	09	320221008	12/26/2012	Co-57	-2.59E-05	6.15E-05	1.94E-04	U
AP	09	320221008	12/26/2012	Co-58	-8.77E-05	2.77E-04	8.78E-04	U
AP	09	320221008	12/26/2012	Co-60	1.69E-04	1.42E-04	5.24E-04	U
AP	09	320221008	12/26/2012	Cr-51	1.57E-03	7.13E-03	2.38E-02	U
AP	09	320221008	12/26/2012	Cs-134	1.97E-04	1.54E-04	5.41E-04	U
AP	09	320221008	12/26/2012	Cs-137	2.10E-05	1.13E-04	3.81E-04	U
AP	09	320221008	12/26/2012	Fe-59	-2.62E-04	8.84E-04	2.85E-03	U
AP	09	320221008	12/26/2012	I-131	6.56E-02	2.49E-01	0.00E+00	UI
AP	09	320221008	12/26/2012	La-140	-9.52E-03	2.36E-02	7.14E-02	U
AP	09	320221008	12/26/2012	Mn-54	9.44E-05	1.22E-04	4.28E-04	U
AP	09	320221008	12/26/2012	Nb-95	4.33E-04	3.46E-04	1.21E-03	U
AP	09	320221008	12/26/2012	Ru-103	6.44E-04	5.45E-04	1.68E-03	U
AP	09	320221008	12/26/2012	Ru-106	-1.81E-03	1.34E-03	3.77E-03	U
AP	09	320221008	12/26/2012	Sb-124	-3.95E-04	9.10E-04	2.70E-03	U
AP	09	320221008	12/26/2012	Sb-125	5.13E-04	3.08E-04	1.04E-03	U
AP	09	320221008	12/26/2012	Se-75	1.08E-04	1.86E-04	6.35E-04	U
AP	09	320221008	12/26/2012	Th-228	4.18E-04	2.14E-04	4.23E-04	U
AP	09	320221008	12/26/2012	Zn-65	1.32E-04	3.46E-04	1.06E-03	U
AP	09	320221008	12/26/2012	Zr-95	-7.18E-04	5.23E-04	1.37E-03	U

# Seabrook REMP Summary of 2012 Data

SAMPLE TYPE	STATION	LSN	END DATE	NUCLIDE	CONC (pCi/kg)	STD.DEV. (pCi/m <sup>3</sup> )	MDC (pCi/m <sup>3</sup> )	FLAGS
CF	01	294148009	1/11/2012	I-131	-4.66E-04	2.57E-03	8.59E-03	U
CF	01	294896009	1/25/2012	I-131	-3.59E-04	7.90E-04	2.64E-03	U
CF	01	295826009	2/8/2012	I-131	4.45E-03	3.25E-03	1.14E-02	U
CF	01	296565009	2/22/2012	I-131	-3.19E-03	3.13E-03	8.68E-03	U
CF	01	297372009	3/7/2012	I-131	1.75E-03	2.12E-03	7.35E-03	U
CF	01	298235009	3/21/2012	I-131	3.19E-04	4.56E-03	1.49E-02	U
CF	01	301907009	4/4/2012	I-131	-9.93E-04	2.18E-03	7.12E-03	U
CF	01	303012009	4/18/2012	I-131	1.05E-03	1.79E-03	6.07E-03	U
CF	01	304028009	5/2/2012	I-131	-1.01E-02	4.61E-03	9.83E-03	U
CF	01	304711009	5/16/2012	I-131	-2.69E-03	3.88E-03	1.18E-02	U
CF	01	305377009	5/30/2012	I-131	-2.30E-03	2.38E-03	6.75E-03	U
CF	01	306154009	6/13/2012	I-131	6.96E-03	3.59E-03	1.29E-02	U
CF	01	307126009	6/27/2012	I-131	4.52E-03	4.35E-03	1.52E-02	U
CF	01	307802009	7/11/2012	I-131	-2.04E-03	4.67E-03	1.50E-02	U
CF	01	308740009	7/25/2012	I-131	1.26E-03	1.90E-03	6.30E-03	U
CF	01	309533009	8/8/2012	I-131	-3.22E-04	2.59E-03	8.39E-03	U
CF	01	310239009	8/22/2012	I-131	2.93E-04	2.18E-03	7.31E-03	U
CF	01	310928009	9/6/2012	I-131	9.84E-04	1.79E-03	6.16E-03	U
CF	01	311797009	9/19/2012	I-131	1.01E-03	4.18E-03	1.41E-02	U
CF	01	312797009	10/4/2012	I-131	-3.25E-03	2.35E-03	6.39E-03	U
CF	01	313721009	10/17/2012	I-131	-1.46E-03	2.49E-03	8.00E-03	U
CF	01	314493009	10/29/2012	I-131	-7.55E-03	4.61E-03	7.98E-03	U
CF	01	315398009	11/14/2012	I-131	-5.93E-03	3.12E-03	6.75E-03	U
CF	01	316004009	11/28/2012	I-131	1.29E-03	3.50E-03	1.21E-02	U
CF	01	317019009	12/13/2012	I-131	-1.46E-03	3.63E-03	1.13E-02	U
CF	01	317423009	12/26/2012	I-131	-5.92E-03	3.50E-03	9.03E-03	U
CF	02	294148010	1/11/2012	I-131	9.92E-04	9.21E-04	2.98E-03	U
CF	02	294896010	1/25/2012	I-131	2.19E-04	8.95E-04	3.00E-03	U
CF	02	295826010	2/8/2012	I-131	2.03E-03	2.62E-03	9.64E-03	U
CF	02	296565010	2/22/2012	I-131	1.16E-03	3.11E-03	1.04E-02	U
CF	02	297372010	3/7/2012	I-131	5.31E-04	1.81E-03	6.13E-03	U
CF	02	298235010	3/21/2012	I-131	-5.40E-03	3.76E-03	1.04E-02	U
CF	02	301907010	4/4/2012	I-131	1.96E-03	2.97E-03	9.89E-03	U
CF	02	303012010	4/18/2012	I-131	7.92E-04	2.19E-03	7.24E-03	U
CF	02	304028010	5/2/2012	I-131	-8.08E-04	3.28E-03	1.05E-02	U
CF	02	304711010	5/16/2012	I-131	4.41E-03	3.37E-03	1.21E-02	U
CF	02	305377010	5/30/2012	I-131	-2.30E-03	2.56E-03	7.87E-03	U
CF	02	306154010	6/13/2012	I-131	-1.20E-03	2.83E-03	8.82E-03	U
CF	02	307126010	6/27/2012	I-131	-6.11E-04	6.56E-03	2.14E-02	U
CF	02	307802010	7/11/2012	I-131	1.97E-03	2.65E-03	9.29E-03	U
CF	02	308740010	7/25/2012	I-131	-4.16E-04	2.03E-03	6.75E-03	U
CF	02	309533010	8/8/2012	I-131	2.74E-03	4.94E-03	1.68E-02	U
CF	02	310239010	8/22/2012	I-131	-1.77E-03	2.45E-03	7.47E-03	U
CF	02	310928010	9/6/2012	I-131	-2.05E-03	1.48E-03	4.28E-03	U
CF	02	311797010	9/19/2012	I-131	-2.91E-04	4.33E-03	1.42E-02	U
CF	02	312797010	10/4/2012	I-131	-1.85E-03	2.01E-03	5.86E-03	U
CF	02	313721010	10/17/2012	I-131	-1.01E-03	2.82E-03	8.86E-03	U
CF	02	314493010	10/30/2012	I-131	4.29E-03	4.05E-03	1.41E-02	U
CF	02	315398010	11/14/2012	I-131	-6.29E-04	2.60E-03	8.29E-03	U



# Seabrook REMP Summary of 2012 Data

SAMPLE TYPE	STATION	LSN	END DATE	NUCLIDE	CONC (pCi/kg)	STD.DEV. (pCi/m <sup>3</sup> )	MDC (pCi/m <sup>3</sup> )	FLAGS
CF	02	316004010	11/28/2012	I-131	5.95E-03	3.68E-03	1.30E-02	U
CF	02	317019010	12/13/2012	I-131	3.48E-03	4.82E-03	1.65E-02	U
CF	02	317423010	12/26/2012	I-131	5.06E-03	5.78E-03	1.21E-02	U
CF	03	294148011	1/11/2012	I-131	-7.44E-04	9.20E-04	3.00E-03	U
CF	03	294896011	1/25/2012	I-131	-1.38E-04	8.76E-04	2.85E-03	U
CF	03	295826011	2/8/2012	I-131	3.11E-03	3.02E-03	1.11E-02	U
CF	03	296565011	2/22/2012	I-131	1.69E-03	2.71E-03	9.64E-03	U
CF	03	297372011	3/7/2012	I-131	5.32E-04	3.85E-03	1.28E-02	U
CF	03	298235011	3/21/2012	I-131	4.68E-03	4.47E-03	1.59E-02	U
CF	03	301907011	4/4/2012	I-131	6.05E-04	3.40E-03	1.11E-02	U
CF	03	303012011	4/18/2012	I-131	2.16E-04	2.12E-03	6.99E-03	U
CF	03	304028011	5/2/2012	I-131	-3.13E-03	6.87E-03	2.23E-02	U
CF	03	304711011	5/16/2012	I-131	-2.62E-03	3.65E-03	1.02E-02	U
CF	03	305377011	5/30/2012	I-131	-7.19E-04	4.21E-03	1.38E-02	U
CF	03	306154011	6/13/2012	I-131	-8.05E-04	3.31E-03	1.06E-02	U
CF	03	307126011	6/27/2012	I-131	2.10E-03	4.21E-03	1.42E-02	U
CF	03	307802011	7/11/2012	I-131	-2.00E-03	5.54E-03	1.74E-02	U
CF	03	308740011	7/25/2012	I-131	-2.32E-03	1.81E-03	5.36E-03	U
CF	03	309533011	8/8/2012	I-131	3.75E-03	3.45E-03	1.15E-02	U
CF	03	310239011	8/22/2012	I-131	2.59E-03	3.07E-03	1.04E-02	U
CF	03	310928011	9/6/2012	I-131	9.80E-04	1.50E-03	5.19E-03	U
CF	03	311797011	9/19/2012	I-131	-1.91E-03	3.00E-03	9.55E-03	U
CF	03	312797011	10/4/2012	I-131	-4.94E-03	4.14E-03	1.19E-02	U
CF	03	313721011	10/17/2012	I-131	4.20E-03	2.36E-03	8.17E-03	U
CF	03	314493011	10/30/2012	I-131	4.30E-04	2.70E-03	8.87E-03	U
CF	03	315398011	11/14/2012	I-131	2.65E-03	2.45E-03	8.81E-03	U
CF	03	316004011	11/28/2012	I-131	2.30E-03	5.75E-03	1.96E-02	U
CF	03	317019011	12/4/2012	I-131	-1.73E-02	1.42E-02	4.00E-02	U
CF	03	317423011	12/26/2012	I-131	1.87E-03	2.20E-03	7.51E-03	U
CF	04	294148012	1/11/2012	I-131	-1.70E-05	8.46E-04	2.76E-03	U
CF	04	294896012	1/25/2012	I-131	4.91E-04	7.78E-04	2.62E-03	U
CF	04	295826012	2/8/2012	I-131	-9.37E-04	2.63E-03	8.56E-03	U
CF	04	296565012	2/22/2012	I-131	3.66E-03	3.10E-03	1.10E-02	U
CF	04	297372012	3/7/2012	I-131	-4.78E-03	2.28E-03	5.14E-03	U
CF	04	298235012	3/21/2012	I-131	3.84E-03	3.08E-03	1.11E-02	U
CF	04	301907012	4/4/2012	I-131	3.24E-03	2.31E-03	7.96E-03	U
CF	04	303012012	4/18/2012	I-131	6.99E-04	2.34E-03	7.76E-03	U
CF	04	304028012	5/2/2012	I-131	-2.20E-03	4.89E-03	1.59E-02	U
CF	04	304711012	5/16/2012	I-131	1.90E-03	3.19E-03	1.12E-02	U
CF	04	305377012	5/30/2012	I-131	-2.01E-03	2.31E-03	6.95E-03	U
CF	04	306154012	6/13/2012	I-131	-4.04E-03	3.32E-03	9.10E-03	U
CF	04	307126012	6/27/2012	I-131	-6.73E-03	3.58E-03	8.34E-03	U
CF	04	307802012	7/11/2012	I-131	2.59E-03	2.48E-03	8.87E-03	U
CF	04	308740012	7/25/2012	I-131	-8.09E-04	1.46E-03	4.65E-03	U
CF	04	309533012	8/8/2012	I-131	2.63E-03	2.70E-03	9.39E-03	U
CF	04	310239012	8/22/2012	I-131	8.48E-04	2.09E-03	7.09E-03	U
CF	04	310928012	9/6/2012	I-131	1.92E-03	1.59E-03	5.14E-03	U
CF	04	311797012	9/19/2012	I-131	-2.14E-03	2.87E-03	8.68E-03	U
CF	04	312797012	10/4/2012	I-131	-1.00E-03	2.20E-03	6.93E-03	U
CF	04	313721012	10/17/2012	I-131	-2.52E-03	3.05E-03	9.46E-03	U
CF	04	314493012	10/30/2012	I-131	-3.88E-03	3.71E-03	9.87E-03	U

# Seabrook REMP Summary of 2012 Data

SAMPLE TYPE	STATION	LSN	END DATE	NUCLIDE	CONC (pCi/kg)	STD.DEV. (pCi/m <sup>3</sup> )	MDC (pCi/m <sup>3</sup> )	FLAGS
CF	04	315398012	11/14/2012	I-131	-2.11E-03	2.20E-03	6.16E-03	U
CF	04	316004012	11/28/2012	I-131	-1.11E-03	2.31E-03	7.15E-03	U
CF	04	317019012	12/13/2012	I-131	-1.00E-04	4.78E-03	1.57E-02	U
CF	04	317423012	12/26/2012	I-131	2.26E-04	3.38E-03	1.12E-02	U
CF	05	294148013	1/11/2012	I-131	1.44E-03	8.95E-04	2.91E-03	U
CF	05	294896013	1/25/2012	I-131	-5.47E-04	8.18E-04	2.63E-03	U
CF	05	295826013	2/8/2012	I-131	-1.67E-03	2.26E-03	6.22E-03	U
CF	05	296565013	2/22/2012	I-131	-4.97E-03	3.96E-03	1.08E-02	U
CF	05	297372013	3/7/2012	I-131	1.23E-03	1.92E-03	6.61E-03	U
CF	05	298235013	3/21/2012	I-131	6.73E-04	2.87E-03	9.75E-03	U
CF	05	301907013	4/4/2012	I-131	2.95E-04	2.28E-03	7.70E-03	U
CF	05	303012013	4/18/2012	I-131	1.74E-03	2.18E-03	7.32E-03	U
CF	05	304028013	5/2/2012	I-131	-6.80E-04	2.76E-03	8.70E-03	U
CF	05	304711013	5/16/2012	I-131	2.38E-03	2.95E-03	1.03E-02	U
CF	05	305377013	5/30/2012	I-131	5.96E-04	2.03E-03	6.92E-03	U
CF	05	306154013	6/13/2012	I-131	2.13E-03	2.63E-03	9.24E-03	U
CF	05	307126013	6/27/2012	I-131	2.89E-03	3.80E-03	1.31E-02	U
CF	05	307802013	7/11/2012	I-131	7.87E-05	2.77E-03	8.94E-03	U
CF	05	308740013	7/25/2012	I-131	-1.73E-04	1.48E-03	4.94E-03	U
CF	05	309533013	8/8/2012	I-131	1.25E-03	2.14E-03	7.30E-03	U
CF	05	310239013	8/22/2012	I-131	-3.74E-03	3.06E-03	8.54E-03	U
CF	05	310928013	9/6/2012	I-131	-3.16E-03	1.79E-03	5.00E-03	U
CF	05	311797013	9/19/2012	I-131	3.55E-03	4.92E-03	1.67E-02	U
CF	05	312797013	10/4/2012	I-131	2.85E-04	2.71E-03	9.04E-03	U
CF	05	313721013	10/17/2012	I-131	-1.80E-03	2.39E-03	7.15E-03	U
CF	05	314493013	10/30/2012	I-131	5.66E-04	3.26E-03	1.11E-02	U
CF	05	315398013	11/14/2012	I-131	0.00E+00	0.00E+00	9.16E-03	U
CF	05	316004013	11/28/2012	I-131	-6.13E-04	3.28E-03	1.09E-02	U
CF	05	317019013	12/13/2012	I-131	-1.95E-03	2.76E-03	7.45E-03	U
CF	05	317423013	12/26/2012	I-131	-1.18E-03	2.64E-03	8.53E-03	U
CF	07	294148014	1/11/2012	I-131	2.15E-03	3.95E-03	1.35E-02	U
CF	07	294896014	1/25/2012	I-131	1.01E-03	2.42E-03	8.03E-03	U
CF	07	295826014	2/8/2012	I-131	9.87E-04	2.89E-03	9.69E-03	U
CF	07	296565014	2/22/2012	I-131	2.88E-03	3.09E-03	1.13E-02	U
CF	07	297372014	3/7/2012	I-131	-2.82E-04	3.28E-03	1.10E-02	U
CF	07	298235014	3/21/2012	I-131	-7.67E-04	3.57E-03	1.14E-02	U
CF	07	301907014	4/4/2012	I-131	4.45E-04	3.02E-03	9.88E-03	U
CF	07	303012014	4/18/2012	I-131	2.59E-04	2.34E-03	7.80E-03	U
CF	07	304028014	5/2/2012	I-131	-6.20E-03	4.08E-03	1.07E-02	U
CF	07	304711014	5/16/2012	I-131	-4.41E-03	3.40E-03	8.08E-03	U
CF	07	305377014	5/30/2012	I-131	2.95E-03	3.95E-03	1.35E-02	U
CF	07	306154014	6/13/2012	I-131	-7.05E-06	2.42E-03	7.81E-03	U
CF	07	307126014	6/27/2012	I-131	-2.93E-03	5.39E-03	1.73E-02	U
CF	07	307802014	7/11/2012	I-131	2.28E-03	3.49E-03	1.19E-02	U
CF	07	308740014	7/25/2012	I-131	-1.77E-03	1.61E-03	4.68E-03	U
CF	07	309533014	8/8/2012	I-131	-7.40E-03	3.83E-03	9.11E-03	U
CF	07	310239014	8/22/2012	I-131	2.12E-03	2.91E-03	9.75E-03	U
CF	07	310928014	9/6/2012	I-131	-9.31E-04	1.21E-03	3.75E-03	U
CF	07	311797014	9/19/2012	I-131	6.18E-03	4.56E-03	1.57E-02	U
CF	07	312797014	10/4/2012	I-131	3.62E-03	3.28E-03	1.17E-02	U
CF	07	313721014	10/17/2012	I-131	-5.76E-03	4.95E-03	1.42E-02	U

# Seabrook REMP Summary of 2012 Data

SAMPLE TYPE	STATION	LSN	END DATE	NUCLIDE	CONC (pCi/kg)	STD.DEV. (pCi/m <sup>3</sup> )	MDC (pCi/m <sup>3</sup> )	FLAGS
CF	07	314493014	10/30/2012	I-131	3.63E-04	3.00E-03	1.00E-02	U
CF	07	315398014	11/14/2012	I-131	-1.15E-03	2.35E-03	7.18E-03	U
CF	07	316004014	11/28/2012	I-131	-3.02E-03	2.31E-03	5.98E-03	U
CF	07	317019014	12/13/2012	I-131	1.72E-03	2.83E-03	9.83E-03	U
CF	07	317423014	12/26/2012	I-131	-1.92E-04	2.56E-03	8.32E-03	U
CF	08	294148015	1/11/2012	I-131	5.28E-04	2.46E-03	8.08E-03	U
CF	08	294896015	1/25/2012	I-131	-7.99E-03	4.35E-03	1.08E-02	U
CF	08	295826015	2/8/2012	I-131	2.58E-03	3.02E-03	1.09E-02	U
CF	08	296565015	2/22/2012	I-131	5.32E-03	2.98E-03	1.01E-02	U
CF	08	297372015	3/7/2012	I-131	-1.90E-03	1.97E-03	5.81E-03	U
CF	08	298235015	3/21/2012	I-131	-7.34E-04	3.65E-03	1.18E-02	U
CF	08	301907015	4/4/2012	I-131	1.87E-04	2.70E-03	8.84E-03	U
CF	08	303012015	4/18/2012	I-131	1.80E-04	3.27E-03	1.10E-02	U
CF	08	304028015	5/2/2012	I-131	-2.11E-03	2.99E-03	9.18E-03	U
CF	08	304711015	5/16/2012	I-131	-1.54E-03	3.03E-03	9.32E-03	U
CF	08	305377015	5/30/2012	I-131	-6.01E-03	3.12E-03	7.26E-03	U
CF	08	306154015	6/13/2012	I-131	1.81E-03	3.61E-03	1.26E-02	U
CF	08	307126015	6/27/2012	I-131	-1.24E-03	4.76E-03	1.51E-02	U
CF	08	307802015	7/11/2012	I-131	2.46E-03	3.26E-03	1.14E-02	U
CF	08	308740015	7/25/2012	I-131	-1.35E-03	2.25E-03	7.00E-03	U
CF	08	309533015	8/8/2012	I-131	-2.78E-03	2.88E-03	8.27E-03	U
CF	08	310239015	8/22/2012	I-131	-4.57E-03	2.26E-03	5.20E-03	U
CF	08	310928015	9/6/2012	I-131	1.13E-03	2.05E-03	6.92E-03	U
CF	08	311797015	9/19/2012	I-131	2.17E-03	2.89E-03	1.02E-02	U
CF	08	312797015	10/4/2012	I-131	6.82E-04	4.10E-03	1.35E-02	U
CF	08	313721015	10/17/2012	I-131	2.89E-03	2.85E-03	9.98E-03	U
CF	08	314493015	10/30/2012	I-131	-6.50E-03	4.14E-03	9.86E-03	U
CF	08	315398015	11/14/2012	I-131	1.09E-03	2.37E-03	8.27E-03	U
CF	08	316004015	11/28/2012	I-131	8.12E-04	3.69E-03	1.28E-02	U
CF	08	317019015	12/13/2012	I-131	6.25E-03	5.60E-03	1.91E-02	U
CF	08	317423015	12/26/2012	I-131	-8.31E-04	2.59E-03	8.38E-03	U
CF	09	294148016	1/11/2012	I-131	-1.78E-03	2.53E-03	7.83E-03	U
CF	09	294896016	1/25/2012	I-131	5.75E-03	2.88E-03	1.01E-02	U
CF	09	295826016	2/8/2012	I-131	-3.12E-03	3.12E-03	8.78E-03	U
CF	09	296565016	2/22/2012	I-131	-4.50E-03	2.55E-03	5.08E-03	U
CF	09	297372016	3/7/2012	I-131	3.31E-04	1.88E-03	6.40E-03	U
CF	09	298235016	3/21/2012	I-131	-1.74E-03	4.92E-03	1.53E-02	U
CF	09	301907016	4/4/2012	I-131	1.81E-03	2.78E-03	9.61E-03	U
CF	09	303012016	4/18/2012	I-131	1.15E-03	2.14E-03	7.51E-03	U
CF	09	304028016	5/2/2012	I-131	-2.30E-03	3.37E-03	1.02E-02	U
CF	09	304711016	5/16/2012	I-131	3.74E-03	3.85E-03	1.37E-02	U
CF	09	305377016	5/30/2012	I-131	9.24E-04	2.26E-03	7.67E-03	U
CF	09	306154016	6/13/2012	I-131	-1.77E-04	2.95E-03	9.59E-03	U
CF	09	307126016	6/27/2012	I-131	5.82E-04	2.69E-03	9.16E-03	U
CF	09	307802016	7/11/2012	I-131	1.16E-03	3.64E-03	1.21E-02	U
CF	09	308740016	7/25/2012	I-131	-2.60E-03	2.12E-03	6.31E-03	U
CF	09	309533016	8/8/2012	I-131	-2.25E-03	3.21E-03	9.55E-03	U
CF	09	310239016	8/22/2012	I-131	1.96E-03	2.28E-03	7.89E-03	U
CF	09	310928016	9/6/2012	I-131	-1.65E-03	2.15E-03	6.58E-03	U
CF	09	311797016	9/19/2012	I-131	7.32E-04	2.82E-03	9.55E-03	U
CF	09	312797016	10/4/2012	I-131	-9.91E-05	2.66E-03	8.90E-03	U

# Seabrook REMP Summary of 2012 Data

SAMPLE TYPE	STATION	LSN	END DATE	NUCLIDE	CONC (pCi/kg)	STD.DEV. (pCi/m <sup>3</sup> )	MDC (pCi/m <sup>3</sup> )	FLAGS
CF	09	313721016	10/17/2012	I-131	3.21E-03	2.95E-03	1.02E-02	U
CF	09	314493016	10/30/2012	I-131	6.39E-04	2.77E-03	9.39E-03	U
CF	09	315398016	11/14/2012	I-131	5.56E-03	2.78E-03	1.01E-02	U
CF	09	316004016	11/28/2012	I-131	2.16E-03	2.51E-03	8.90E-03	U
CF	09	317019016	12/13/2012	I-131	5.75E-03	3.79E-03	1.10E-02	U
CF	09	317423016	12/26/2012	I-131	2.31E-03	3.06E-03	1.05E-02	U

# Seabrook REMP Summary of 2012 Data

SAMPLE TYPE	STATION	LSN	END DATE	NUCLIDE	CONC (pCi/kg)	STD.DEV. (pCi/kg)	MDC (pCi/kg)	FLAGS
FH	03	311644001	9/12/2012	Ac-228	-5.70E+01	3.74E+01	6.56E+01	U
FH	03	311644001	9/12/2012	Ag-108m	-9.43E-01	3.89E+00	1.28E+01	U
FH	03	311644001	9/12/2012	Ag-110m	-4.36E+00	4.53E+00	1.45E+01	U
FH	03	311644001	9/12/2012	Ba-140	-6.55E+00	9.42E+00	2.93E+01	U
FH	03	311644001	9/12/2012	Be-7	1.48E+01	4.12E+01	1.36E+02	U
FH	03	311644001	9/12/2012	Bi-214	-9.94E+00	1.47E+01	3.47E+01	U
FH	03	311644001	9/12/2012	Ce-141	2.45E+01	8.77E+00	2.29E+01	U
FH	03	311644001	9/12/2012	Ce-144	2.42E+01	2.34E+01	6.79E+01	U
FH	03	311644001	9/12/2012	Co-57	2.46E+00	2.59E+00	8.59E+00	U
FH	03	311644001	9/12/2012	Co-58	-1.07E+00	5.26E+00	1.65E+01	U
FH	03	311644001	9/12/2012	Co-60	-5.32E+00	4.89E+00	1.51E+01	U
FH	03	311644001	9/12/2012	Cr-51	4.53E+01	4.40E+01	1.46E+02	U
FH	03	311644001	9/12/2012	Cs-134	-2.00E+00	5.93E+00	1.85E+01	U
FH	03	311644001	9/12/2012	Cs-137	1.16E+01	5.51E+00	1.68E+01	U
FH	03	311644001	9/12/2012	Fe-59	-6.77E+00	1.04E+01	3.39E+01	U
FH	03	311644001	9/12/2012	I-131	4.55E+00	1.23E+01	4.10E+01	U
FH	03	311644001	9/12/2012	K-40	2.47E+03	1.64E+02	1.42E+02	
FH	03	311644001	9/12/2012	La-140	-6.55E+00	9.42E+00	2.93E+01	U
FH	03	311644001	9/12/2012	Mn-54	7.10E+00	4.93E+00	1.57E+01	U
FH	03	311644001	9/12/2012	Nb-95	1.07E+01	5.81E+00	1.80E+01	U
FH	03	311644001	9/12/2012	Pb-212	-4.39E+00	1.18E+01	2.58E+01	U
FH	03	311644001	9/12/2012	Pb-214	1.69E+01	1.61E+01	3.20E+01	U
FH	03	311644001	9/12/2012	Ra-226	-9.94E+00	1.47E+01	3.47E+01	U
FH	03	311644001	9/12/2012	Ru-103	1.31E+00	5.05E+00	1.66E+01	U
FH	03	311644001	9/12/2012	Ru-106	4.44E+01	4.36E+01	1.39E+02	U
FH	03	311644001	9/12/2012	Sb-124	3.11E+00	9.88E+00	3.32E+01	U
FH	03	311644001	9/12/2012	Sb-125	-1.21E+00	1.17E+01	3.88E+01	U
FH	03	311644001	9/12/2012	Se-75	-4.82E+00	5.67E+00	1.77E+01	U
FH	03	311644001	9/12/2012	Th-228	-4.39E+00	1.18E+01	2.58E+01	U
FH	03	311644001	9/12/2012	Th-230	-9.94E+00	1.47E+01	3.47E+01	U
FH	03	311644001	9/12/2012	Tl-208	1.27E+01	9.80E+00	1.48E+01	U
FH	03	311644001	9/12/2012	Zn-65	-2.50E+01	1.15E+01	3.11E+01	U
FH	03	311644001	9/12/2012	Zr-95	5.95E-01	8.66E+00	2.88E+01	U
FH	03	297055001	2/28/2012	Ac-228	2.45E+01	4.68E+01	8.39E+01	U
FH	03	297055001	2/28/2012	Ag-108m	2.01E+00	4.28E+00	1.41E+01	U
FH	03	297055001	2/28/2012	Ag-110m	-1.11E+01	5.56E+00	1.54E+01	U
FH	03	297055001	2/28/2012	Ba-140	-7.53E+00	1.94E+01	6.16E+01	U
FH	03	297055001	2/28/2012	Be-7	-1.74E+01	5.05E+01	1.61E+02	U
FH	03	297055001	2/28/2012	Bi-214	-2.09E+01	2.16E+01	4.17E+01	U
FH	03	297055001	2/28/2012	Ce-141	4.36E+00	8.80E+00	2.86E+01	U
FH	03	297055001	2/28/2012	Ce-144	4.88E+00	2.31E+01	7.54E+01	U
FH	03	297055001	2/28/2012	Co-57	9.89E-01	2.93E+00	9.61E+00	U
FH	03	297055001	2/28/2012	Co-58	4.89E-01	6.41E+00	2.11E+01	U
FH	03	297055001	2/28/2012	Co-60	-7.39E-02	5.68E+00	1.88E+01	U
FH	03	297055001	2/28/2012	Cr-51	-8.54E+01	6.59E+01	2.03E+02	U
FH	03	297055001	2/28/2012	Cs-134	9.96E+00	6.55E+00	2.13E+01	U
FH	03	297055001	2/28/2012	Cs-137	1.22E+01	5.88E+00	1.83E+01	U
FH	03	297055001	2/28/2012	Fe-59	-1.03E+01	1.41E+01	4.56E+01	U
FH	03	297055001	2/28/2012	I-131	-4.20E+01	3.37E+01	1.03E+02	U

## Seabrook REMP Summary of 2012 Data

SAMPLE TYPE	STATION	LSN	END DATE	NUCLIDE	CONC (pCi/kg)	STD.DEV. (pCi/kg)	MDC (pCi/kg)	FLAGS
FH	03	297055001	2/28/2012	K-40	3.48E+03	2.36E+02	1.77E+02	
FH	03	297055001	2/28/2012	La-140	-7.53E+00	1.94E+01	6.16E+01	U
FH	03	297055001	2/28/2012	Mn-54	1.14E+00	5.42E+00	1.79E+01	U
FH	03	297055001	2/28/2012	Nb-95	7.39E+00	6.59E+00	2.18E+01	U
FH	03	297055001	2/28/2012	Pb-212	2.26E+01	1.40E+01	3.02E+01	U
FH	03	297055001	2/28/2012	Pb-214	-2.31E+01	1.85E+01	3.81E+01	U
FH	03	297055001	2/28/2012	Ra-226	-2.09E+01	2.16E+01	4.17E+01	U
FH	03	297055001	2/28/2012	Ru-103	-1.04E+00	6.76E+00	2.17E+01	U
FH	03	297055001	2/28/2012	Ru-106	-1.37E+01	4.67E+01	1.55E+02	U
FH	03	297055001	2/28/2012	Sb-124	-1.73E+01	1.60E+01	4.69E+01	U
FH	03	297055001	2/28/2012	Sb-125	2.92E+00	1.27E+01	4.16E+01	U
FH	03	297055001	2/28/2012	Se-75	4.43E+00	6.22E+00	2.09E+01	U
FH	03	297055001	2/28/2012	Th-228	2.26E+01	1.40E+01	3.02E+01	U
FH	03	297055001	2/28/2012	Th-230	-2.09E+01	2.16E+01	4.17E+01	U
FH	03	297055001	2/28/2012	Tl-208	-2.44E+01	9.91E+00	1.88E+01	U
FH	03	297055001	2/28/2012	Zn-65	-1.22E+01	1.29E+01	4.09E+01	U
FH	03	297055001	2/28/2012	Zr-95	1.10E+01	1.13E+01	3.75E+01	U
FH	03	305049001	5/21/2012	Ac-228	-9.75E+00	7.37E+00	1.77E+01	U
FH	03	305049001	5/21/2012	Ag-108m	-8.63E-01	1.04E+00	3.28E+00	U
FH	03	305049001	5/21/2012	Ag-110m	-2.57E+00	1.44E+00	4.01E+00	U
FH	03	305049001	5/21/2012	Ba-140	-1.56E+00	2.63E+00	8.43E+00	U
FH	03	305049001	5/21/2012	Be-7	-2.42E+00	1.10E+01	3.57E+01	U
FH	03	305049001	5/21/2012	Bi-214	6.42E+00	3.95E+00	9.33E+00	U
FH	03	305049001	5/21/2012	Ce-141	4.81E+00	2.36E+00	6.94E+00	U
FH	03	305049001	5/21/2012	Ce-144	-7.23E+00	7.11E+00	2.21E+01	U
FH	03	305049001	5/21/2012	Co-57	1.39E+00	9.14E-01	2.85E+00	U
FH	03	305049001	5/21/2012	Co-58	4.03E-01	1.31E+00	4.40E+00	U
FH	03	305049001	5/21/2012	Co-60	1.08E+00	1.47E+00	4.81E+00	U
FH	03	305049001	5/21/2012	Cr-51	6.61E+00	1.21E+01	4.03E+01	U
FH	03	305049001	5/21/2012	Cs-134	-2.22E-01	1.57E+00	5.22E+00	U
FH	03	305049001	5/21/2012	Cs-137	-2.70E-02	1.35E+00	4.35E+00	U
FH	03	305049001	5/21/2012	Fe-59	-2.88E+00	3.42E+00	1.08E+01	U
FH	03	305049001	5/21/2012	I-131	2.08E+00	3.67E+00	1.22E+01	U
FH	03	305049001	5/21/2012	K-40	3.49E+03	1.65E+02	3.91E+01	
FH	03	305049001	5/21/2012	La-140	-1.56E+00	2.63E+00	8.43E+00	U
FH	03	305049001	5/21/2012	Mn-54	5.84E-02	1.22E+00	4.06E+00	U
FH	03	305049001	5/21/2012	Nb-95	1.73E+00	1.38E+00	4.56E+00	U
FH	03	305049001	5/21/2012	Pb-212	-6.27E+00	3.71E+00	6.92E+00	U
FH	03	305049001	5/21/2012	Pb-214	-3.37E+00	3.42E+00	8.55E+00	U
FH	03	305049001	5/21/2012	Ra-226	6.42E+00	3.95E+00	9.33E+00	U
FH	03	305049001	5/21/2012	Ru-103	5.20E-01	1.35E+00	4.43E+00	U
FH	03	305049001	5/21/2012	Ru-106	1.80E+01	1.19E+01	3.75E+01	U
FH	03	305049001	5/21/2012	Sb-124	2.44E+00	2.86E+00	9.67E+00	U
FH	03	305049001	5/21/2012	Sb-125	4.23E+00	3.22E+00	1.04E+01	U
FH	03	305049001	5/21/2012	Se-75	-1.36E+00	1.52E+00	4.91E+00	U
FH	03	305049001	5/21/2012	Th-228	-6.27E+00	3.71E+00	6.92E+00	U
FH	03	305049001	5/21/2012	Th-230	6.42E+00	3.95E+00	9.33E+00	U
FH	03	305049001	5/21/2012	Tl-208	3.58E-01	1.74E+00	4.33E+00	U
FH	03	305049001	5/21/2012	Zn-65	-4.49E+00	3.45E+00	1.04E+01	U
FH	03	305049001	5/21/2012	Zr-95	-1.33E+00	2.35E+00	7.70E+00	U
FH	03	310750001	8/20/2012	Ac-228	-1.10E+01	8.50E+00	2.33E+01	U



# Seabrook REMP Summary of 2012 Data

SAMPLE TYPE	STATION	LSN	END DATE	NUCLIDE	CONC (pCi/kg)	STD.DEV. (pCi/kg)	MDC (pCi/kg)	FLAGS
FH	03	310750001	8/20/2012	Ag-108m	-1.52E+00	1.38E+00	4.19E+00	U
FH	03	310750001	8/20/2012	Ag-110m	-2.95E+00	1.95E+00	5.37E+00	U
FH	03	310750001	8/20/2012	Ba-140	1.18E-01	5.34E+00	1.77E+01	U
FH	03	310750001	8/20/2012	Be-7	1.66E+01	1.60E+01	5.33E+01	U
FH	03	310750001	8/20/2012	Bi-214	-1.19E+00	4.23E+00	1.25E+01	U
FH	03	310750001	8/20/2012	Ce-141	4.04E+00	3.74E+00	1.10E+01	U
FH	03	310750001	8/20/2012	Ce-144	1.72E+00	9.32E+00	3.07E+01	U
FH	03	310750001	8/20/2012	Co-57	-3.00E-01	1.25E+00	4.09E+00	U
FH	03	310750001	8/20/2012	Co-58	-2.12E+00	2.02E+00	6.17E+00	U
FH	03	310750001	8/20/2012	Co-60	-1.55E-01	1.94E+00	6.49E+00	U
FH	03	310750001	8/20/2012	Cr-51	-6.35E-01	1.86E+01	6.24E+01	U
FH	03	310750001	8/20/2012	Cs-134	-1.20E+00	2.21E+00	7.13E+00	U
FH	03	310750001	8/20/2012	Cs-137	3.34E+00	2.09E+00	6.70E+00	U
FH	03	310750001	8/20/2012	Fe-59	-4.11E+00	5.66E+00	1.75E+01	U
FH	03	310750001	8/20/2012	I-131	-9.84E+00	9.66E+00	3.01E+01	U
FH	03	310750001	8/20/2012	K-40	3.52E+03	1.80E+02	5.25E+01	
FH	03	310750001	8/20/2012	La-140	1.18E-01	5.34E+00	1.77E+01	U
FH	03	310750001	8/20/2012	Mn-54	2.83E+00	1.90E+00	6.33E+00	U
FH	03	310750001	8/20/2012	Nb-95	7.21E-01	2.00E+00	6.80E+00	U
FH	03	310750001	8/20/2012	Pb-212	7.53E+00	4.45E+00	1.11E+01	U
FH	03	310750001	8/20/2012	Pb-214	-7.56E+00	4.31E+00	1.17E+01	U
FH	03	310750001	8/20/2012	Ra-226	-1.19E+00	4.23E+00	1.25E+01	U
FH	03	310750001	8/20/2012	Ru-103	-1.68E+00	2.08E+00	6.41E+00	U
FH	03	310750001	8/20/2012	Ru-106	-3.31E+00	1.58E+01	5.02E+01	U
FH	03	310750001	8/20/2012	Sb-124	3.82E-01	3.66E+00	1.22E+01	U
FH	03	310750001	8/20/2012	Sb-125	4.45E+00	4.36E+00	1.46E+01	U
FH	03	310750001	8/20/2012	Se-75	4.81E-01	1.99E+00	6.81E+00	U
FH	03	310750001	8/20/2012	Th-228	7.53E+00	4.45E+00	1.11E+01	U
FH	03	310750001	8/20/2012	Th-230	-1.19E+00	4.23E+00	1.25E+01	U
FH	03	310750001	8/20/2012	Tl-208	-3.33E-01	1.82E+00	5.74E+00	U
FH	03	310750001	8/20/2012	Zn-65	-5.56E+00	5.26E+00	1.57E+01	U
FH	03	310750001	8/20/2012	Zr-95	-7.30E+00	3.88E+00	1.04E+01	U
FH	03	315945001	11/20/2012	Ac-228	2.15E+00	5.57E+00	1.31E+01	U
FH	03	315945001	11/20/2012	Ag-108m	-1.20E+00	7.53E-01	2.25E+00	U
FH	03	315945001	11/20/2012	Ag-110m	-6.92E-01	1.29E+00	4.19E+00	U
FH	03	315945001	11/20/2012	Ba-140	-1.34E+01	9.88E+00	2.90E+01	U
FH	03	315945001	11/20/2012	Be-7	9.58E+00	8.58E+00	2.79E+01	U
FH	03	315945001	11/20/2012	Bi-214	-2.67E+00	3.29E+00	6.58E+00	U
FH	03	315945001	11/20/2012	Ce-141	4.78E+00	2.14E+00	5.98E+00	U
FH	03	315945001	11/20/2012	Ce-144	-5.53E+00	5.15E+00	1.63E+01	U
FH	03	315945001	11/20/2012	Co-57	2.79E-01	6.43E-01	2.14E+00	U
FH	03	315945001	11/20/2012	Co-58	1.08E+00	1.05E+00	3.46E+00	U
FH	03	315945001	11/20/2012	Co-60	3.19E+00	1.25E+00	3.62E+00	U
FH	03	315945001	11/20/2012	Cr-51	7.94E-01	1.04E+01	3.50E+01	U
FH	03	315945001	11/20/2012	Cs-134	4.71E-01	9.52E-01	3.19E+00	U
FH	03	315945001	11/20/2012	Cs-137	2.28E+00	1.15E+00	2.78E+00	U
FH	03	315945001	11/20/2012	Fe-59	-7.64E+00	3.27E+00	8.19E+00	U
FH	03	315945001	11/20/2012	I-131	5.45E+00	4.90E+00	1.61E+01	U
FH	03	315945001	11/20/2012	K-40	3.09E+03	1.39E+02	2.66E+01	
FH	03	315945001	11/20/2012	La-140	-3.91E-01	2.62E+00	8.60E+00	U
FH	03	315945001	11/20/2012	Mn-54	1.32E+00	9.20E-01	2.97E+00	U

# Seabrook REMP Summary of 2012 Data

SAMPLE TYPE	STATION	LSN	END DATE	NUCLIDE	CONC (pCi/kg)	STD.DEV. (pCi/kg)	MDC (pCi/kg)	FLAGS
FH	03	315945001	11/20/2012	Nb-95	4.66E-01	1.03E+00	3.47E+00	U
FH	03	315945001	11/20/2012	Pb-212	1.29E+00	2.28E+00	5.34E+00	U
FH	03	315945001	11/20/2012	Pb-214	6.81E-03	3.52E+00	5.93E+00	U
FH	03	315945001	11/20/2012	Ra-226	-2.67E+00	3.29E+00	6.58E+00	U
FH	03	315945001	11/20/2012	Ru-103	-1.80E+00	1.16E+00	3.45E+00	U
FH	03	315945001	11/20/2012	Ru-106	-1.13E+01	8.76E+00	2.64E+01	U
FH	03	315945001	11/20/2012	Sb-124	8.63E-01	2.05E+00	6.84E+00	U
FH	03	315945001	11/20/2012	Sb-125	-1.60E-01	2.13E+00	7.06E+00	U
FH	03	315945001	11/20/2012	Se-75	1.95E+00	1.26E+00	3.85E+00	U
FH	03	315945001	11/20/2012	Th-228	1.29E+00	2.28E+00	5.34E+00	U
FH	03	315945001	11/20/2012	Th-230	-2.67E+00	3.29E+00	6.58E+00	U
FH	03	315945001	11/20/2012	Tl-208	-1.36E+00	1.54E+00	3.17E+00	U
FH	03	315945001	11/20/2012	Zn-65	-4.99E+00	2.70E+00	7.50E+00	U
FH	03	315945001	11/20/2012	Zr-95	3.33E-01	1.80E+00	6.03E+00	U
FH	53	297055002	2/21/2012	Ac-228	6.32E+01	9.60E+01	1.63E+02	U
FH	53	297055002	2/21/2012	Ag-108m	-1.06E+01	8.22E+00	2.53E+01	U
FH	53	297055002	2/21/2012	Ag-110m	-5.19E+00	9.42E+00	3.09E+01	U
FH	53	297055002	2/21/2012	Ba-140	4.59E+01	6.83E+01	2.27E+02	U
FH	53	297055002	2/21/2012	Be-7	-4.31E+01	1.04E+02	3.38E+02	U
FH	53	297055002	2/21/2012	Bi-214	-4.88E+01	4.05E+01	8.18E+01	U
FH	53	297055002	2/21/2012	Ce-141	2.52E+01	2.25E+01	7.07E+01	U
FH	53	297055002	2/21/2012	Ce-144	8.58E+01	5.47E+01	1.67E+02	U
FH	53	297055002	2/21/2012	Co-57	8.12E+00	6.79E+00	2.15E+01	U
FH	53	297055002	2/21/2012	Co-58	-8.16E+00	1.48E+01	4.04E+01	U
FH	53	297055002	2/21/2012	Co-60	3.61E-01	1.24E+01	4.03E+01	U
FH	53	297055002	2/21/2012	Cr-51	1.09E+02	1.49E+02	4.79E+02	U
FH	53	297055002	2/21/2012	Cs-134	2.13E+01	1.34E+01	3.88E+01	U
FH	53	297055002	2/21/2012	Cs-137	-2.92E+00	9.56E+00	3.17E+01	U
FH	53	297055002	2/21/2012	Fe-59	-3.38E+01	3.14E+01	9.71E+01	U
FH	53	297055002	2/21/2012	I-131	5.98E+01	1.12E+02	3.78E+02	U
FH	53	297055002	2/21/2012	K-40	3.61E+03	3.18E+02	3.69E+02	
FH	53	297055002	2/21/2012	La-140	4.59E+01	6.83E+01	2.27E+02	U
FH	53	297055002	2/21/2012	Mn-54	2.52E+00	1.11E+01	3.65E+01	U
FH	53	297055002	2/21/2012	Nb-95	2.11E+01	1.36E+01	4.33E+01	U
FH	53	297055002	2/21/2012	Pb-212	2.01E+01	2.53E+01	5.93E+01	U
FH	53	297055002	2/21/2012	Pb-214	7.27E+01	4.36E+01	7.45E+01	U
FH	53	297055002	2/21/2012	Ra-226	-4.88E+01	4.05E+01	8.18E+01	U
FH	53	297055002	2/21/2012	Ru-103	7.99E+00	1.45E+01	4.77E+01	U
FH	53	297055002	2/21/2012	Ru-106	2.67E+02	1.11E+02	3.25E+02	U
FH	53	297055002	2/21/2012	Sb-124	-3.09E+01	3.15E+01	9.58E+01	U
FH	53	297055002	2/21/2012	Sb-125	-1.81E+01	2.48E+01	8.00E+01	U
FH	53	297055002	2/21/2012	Se-75	-5.15E+00	1.27E+01	4.13E+01	U
FH	53	297055002	2/21/2012	Th-228	2.01E+01	2.53E+01	5.93E+01	U
FH	53	297055002	2/21/2012	Th-230	-4.88E+01	4.05E+01	8.18E+01	U
FH	53	297055002	2/21/2012	Tl-208	-1.88E+01	1.61E+01	3.73E+01	U
FH	53	297055002	2/21/2012	Zn-65	-1.62E+01	2.59E+01	8.31E+01	U
FH	53	297055002	2/21/2012	Zr-95	-1.59E+01	2.18E+01	6.96E+01	U
FH	53	305049002	5/21/2012	Ac-228	1.28E+01	5.84E+00	1.71E+01	U
FH	53	305049002	5/21/2012	Ag-108m	-2.38E+00	1.05E+00	2.82E+00	U
FH	53	305049002	5/21/2012	Ag-110m	-8.61E-01	1.11E+00	3.52E+00	U
FH	53	305049002	5/21/2012	Ba-140	3.20E+00	2.48E+00	8.22E+00	U

# Seabrook REMP Summary of 2012 Data

SAMPLE TYPE	STATION	LSN	END DATE	NUCLIDE	CONC (pCi/kg)	STD.DEV. (pCi/kg)	MDC (pCi/kg)	FLAGS
FH	53	305049002	5/21/2012	Be-7	-4.10E+00	9.72E+00	3.21E+01	U
FH	53	305049002	5/21/2012	Bi-214	3.12E+00	2.44E+00	7.91E+00	U
FH	53	305049002	5/21/2012	Ce-141	-9.13E+00	3.61E+00	5.99E+00	U
FH	53	305049002	5/21/2012	Ce-144	-7.36E+00	6.33E+00	1.93E+01	U
FH	53	305049002	5/21/2012	Co-57	8.65E-01	7.81E-01	2.57E+00	U
FH	53	305049002	5/21/2012	Co-58	1.59E-01	1.21E+00	3.93E+00	U
FH	53	305049002	5/21/2012	Co-60	1.33E+00	1.30E+00	4.29E+00	U
FH	53	305049002	5/21/2012	Cr-51	-2.32E+00	1.10E+01	3.54E+01	U
FH	53	305049002	5/21/2012	Cs-134	-1.51E-01	1.40E+00	4.54E+00	U
FH	53	305049002	5/21/2012	Cs-137	1.73E+00	1.22E+00	3.94E+00	U
FH	53	305049002	5/21/2012	Fe-59	4.98E-01	3.09E+00	1.03E+01	U
FH	53	305049002	5/21/2012	I-131	3.11E+00	3.52E+00	1.13E+01	U
FH	53	305049002	5/21/2012	K-40	3.79E+03	1.74E+02	3.10E+01	
FH	53	305049002	5/21/2012	La-140	3.20E+00	2.48E+00	8.22E+00	U
FH	53	305049002	5/21/2012	Mn-54	-2.01E-01	1.15E+00	3.70E+00	U
FH	53	305049002	5/21/2012	Nb-95	7.20E-01	1.22E+00	4.01E+00	U
FH	53	305049002	5/21/2012	Pb-212	1.83E+00	2.84E+00	6.35E+00	U
FH	53	305049002	5/21/2012	Pb-214	7.71E+00	3.01E+00	8.16E+00	U
FH	53	305049002	5/21/2012	Ra-226	3.12E+00	2.44E+00	7.91E+00	U
FH	53	305049002	5/21/2012	Ru-103	9.47E-02	1.17E+00	3.93E+00	U
FH	53	305049002	5/21/2012	Ru-106	2.69E+00	9.99E+00	3.31E+01	U
FH	53	305049002	5/21/2012	Sb-124	-8.84E-01	2.53E+00	7.99E+00	U
FH	53	305049002	5/21/2012	Sb-125	-1.48E+00	2.62E+00	8.64E+00	U
FH	53	305049002	5/21/2012	Se-75	-3.41E-01	1.37E+00	4.43E+00	U
FH	53	305049002	5/21/2012	Th-228	1.83E+00	2.84E+00	6.35E+00	U
FH	53	305049002	5/21/2012	Th-230	3.12E+00	2.44E+00	7.91E+00	U
FH	53	305049002	5/21/2012	Tl-208	5.42E+00	1.73E+00	4.28E+00	UI
FH	53	305049002	5/21/2012	Zn-65	4.00E+00	3.23E+00	1.06E+01	U
FH	53	305049002	5/21/2012	Zr-95	-9.26E-01	2.21E+00	7.09E+00	U
FH	53	310750002	8/21/2012	Ac-228	1.88E-03	7.03E+00	1.87E+01	U
FH	53	310750002	8/21/2012	Ag-108m	-1.36E+00	1.08E+00	3.25E+00	U
FH	53	310750002	8/21/2012	Ag-110m	-1.83E+00	1.30E+00	3.90E+00	U
FH	53	310750002	8/21/2012	Ba-140	-1.25E+01	5.15E+00	1.20E+01	U
FH	53	310750002	8/21/2012	Be-7	1.21E+01	1.20E+01	3.83E+01	U
FH	53	310750002	8/21/2012	Bi-214	-7.49E+00	4.15E+00	9.06E+00	U
FH	53	310750002	8/21/2012	Ce-141	-3.08E-01	2.41E+00	7.83E+00	U
FH	53	310750002	8/21/2012	Ce-144	-3.15E+00	6.71E+00	2.16E+01	U
FH	53	310750002	8/21/2012	Co-57	2.14E+00	1.00E+00	2.95E+00	U
FH	53	310750002	8/21/2012	Co-58	-5.04E-01	1.53E+00	4.91E+00	U
FH	53	310750002	8/21/2012	Co-60	1.56E+00	1.52E+00	4.97E+00	U
FH	53	310750002	8/21/2012	Cr-51	-6.26E+00	1.47E+01	4.80E+01	U
FH	53	310750002	8/21/2012	Cs-134	6.31E-01	1.60E+00	5.25E+00	U
FH	53	310750002	8/21/2012	Cs-137	3.53E+00	1.56E+00	4.64E+00	U
FH	53	310750002	8/21/2012	Fe-59	-2.37E+00	3.99E+00	1.29E+01	U
FH	53	310750002	8/21/2012	I-131	-1.18E+01	7.84E+00	2.33E+01	U
FH	53	310750002	8/21/2012	K-40	3.71E+03	1.72E+02	3.88E+01	
FH	53	310750002	8/21/2012	La-140	-1.25E+01	5.12E+00	1.20E+01	U
FH	53	310750002	8/21/2012	Mn-54	9.56E-01	1.44E+00	4.70E+00	U
FH	53	310750002	8/21/2012	Nb-95	3.29E+00	1.73E+00	5.31E+00	U
FH	53	310750002	8/21/2012	Pb-212	1.91E+00	3.33E+00	6.83E+00	U
FH	53	310750002	8/21/2012	Pb-214	-6.72E+00	4.04E+00	8.76E+00	U

# Seabrook REMP Summary of 2012 Data

SAMPLE TYPE	STATION	LSN	END DATE	NUCLIDE	CONC (pCi/kg)	STD.DEV. (pCi/kg)	MDC (pCi/kg)	FLAGS
FH	53	310750002	8/21/2012	Ra-226	-7.49E+00	4.15E+00	9.06E+00	U
FH	53	310750002	8/21/2012	Ru-103	-1.52E+00	1.67E+00	5.09E+00	U
FH	53	310750002	8/21/2012	Ru-106	-3.05E+00	1.08E+01	3.56E+01	U
FH	53	310750002	8/21/2012	Sb-124	-1.96E+00	3.40E+00	1.08E+01	U
FH	53	310750002	8/21/2012	Sb-125	1.19E+00	3.08E+00	1.00E+01	U
FH	53	310750002	8/21/2012	Se-75	6.81E-01	1.55E+00	5.20E+00	U
FH	53	310750002	8/21/2012	Th-228	1.91E+00	3.33E+00	6.83E+00	U
FH	53	310750002	8/21/2012	Th-230	-7.49E+00	4.14E+00	9.06E+00	U
FH	53	310750002	8/21/2012	Tl-208	4.25E+00	1.66E+00	3.90E+00	
FH	53	310750002	8/21/2012	Zn-65	-1.43E+01	5.16E+00	1.16E+01	U
FH	53	310750002	8/21/2012	Zr-95	-1.55E+00	2.61E+00	8.31E+00	U
FH	53	315945002	11/26/2012	Ac-228	3.86E+01	1.29E+01	1.86E+01	UI
FH	53	315945002	11/26/2012	Ag-108m	-1.89E-01	9.19E-01	2.96E+00	U
FH	53	315945002	11/26/2012	Ag-110m	1.65E+00	1.77E+00	5.81E+00	U
FH	53	315945002	11/26/2012	Ba-140	-1.36E-01	5.45E+00	1.84E+01	U
FH	53	315945002	11/26/2012	Be-7	-3.93E+00	8.90E+00	2.82E+01	U
FH	53	315945002	11/26/2012	Bi-214	-3.00E+00	4.16E+00	9.28E+00	U
FH	53	315945002	11/26/2012	Ce-141	-2.76E+00	2.20E+00	5.06E+00	U
FH	53	315945002	11/26/2012	Ce-144	4.43E+00	5.69E+00	1.82E+01	U
FH	53	315945002	11/26/2012	Co-57	5.53E-01	7.29E-01	2.35E+00	U
FH	53	315945002	11/26/2012	Co-58	-6.84E-01	1.36E+00	4.35E+00	U
FH	53	315945002	11/26/2012	Co-60	-3.69E-01	1.44E+00	4.69E+00	U
FH	53	315945002	11/26/2012	Cr-51	1.42E+01	1.00E+01	3.22E+01	U
FH	53	315945002	11/26/2012	Cs-134	-8.69E-01	1.31E+00	4.14E+00	U
FH	53	315945002	11/26/2012	Cs-137	3.48E+00	1.50E+00	4.50E+00	U
FH	53	315945002	11/26/2012	Fe-59	4.20E+00	3.34E+00	1.11E+01	U
FH	53	315945002	11/26/2012	I-131	-1.13E+00	1.99E+00	6.40E+00	U
FH	53	315945002	11/26/2012	K-40	2.80E+03	1.36E+02	4.07E+01	
FH	53	315945002	11/26/2012	La-140	-1.45E-01	2.04E+00	6.60E+00	U
FH	53	315945002	11/26/2012	Mn-54	-8.98E-01	1.27E+00	4.00E+00	U
FH	53	315945002	11/26/2012	Nb-95	-6.86E-01	1.23E+00	3.93E+00	U
FH	53	315945002	11/26/2012	Pb-212	2.54E+00	3.19E+00	6.92E+00	U
FH	53	315945002	11/26/2012	Pb-214	-5.60E+00	4.41E+00	8.81E+00	U
FH	53	315945002	11/26/2012	Ra-226	-3.00E+00	4.16E+00	9.28E+00	U
FH	53	315945002	11/26/2012	Ru-103	1.54E+00	1.26E+00	4.00E+00	U
FH	53	315945002	11/26/2012	Ru-106	-3.02E+00	9.46E+00	3.13E+01	U
FH	53	315945002	11/26/2012	Sb-124	-6.69E-01	2.63E+00	8.37E+00	U
FH	53	315945002	11/26/2012	Sb-125	3.93E+00	2.87E+00	9.16E+00	U
FH	53	315945002	11/26/2012	Se-75	-2.30E+00	1.34E+00	3.96E+00	U
FH	53	315945002	11/26/2012	Th-228	2.54E+00	3.19E+00	6.92E+00	U
FH	53	315945002	11/26/2012	Th-230	-3.00E+00	4.16E+00	9.28E+00	U
FH	53	315945002	11/26/2012	Tl-208	-2.38E+00	2.01E+00	4.37E+00	U
FH	53	315945002	11/26/2012	Zn-65	-1.45E+00	3.37E+00	1.11E+01	U
FH	53	315945002	11/26/2012	Zr-95	1.12E-01	2.23E+00	7.37E+00	U
FH	19	310750003	8/21/2012	Ac-228	-7.24E+00	9.43E+00	2.37E+01	U
FH	19	310750003	8/21/2012	Ag-108m	-1.84E+00	1.36E+00	4.20E+00	U
FH	19	310750003	8/21/2012	Ag-110m	-1.45E+00	1.63E+00	5.09E+00	U
FH	19	310750003	8/21/2012	Ba-140	-7.51E+00	6.00E+00	1.79E+01	U
FH	19	310750003	8/21/2012	Be-7	2.02E+01	1.64E+01	5.42E+01	U
FH	19	310750003	8/21/2012	Bi-214	-5.87E+00	5.62E+00	1.23E+01	U
FH	19	310750003	8/21/2012	Ce-141	-1.54E+01	6.14E+00	1.11E+01	U

## Seabrook REMP Summary of 2012 Data

SAMPLE TYPE	STATION	LSN	END DATE	NUCLIDE	CONC (pCi/kg)	STD.DEV. (pCi/kg)	MDC (pCi/kg)	FLAGS
FH	19	310750003	8/21/2012	Ce-144	2.61E+00	9.13E+00	3.10E+01	U
FH	19	310750003	8/21/2012	Co-57	1.40E+00	1.34E+00	4.18E+00	U
FH	19	310750003	8/21/2012	Co-58	3.18E+00	2.03E+00	6.45E+00	U
FH	19	310750003	8/21/2012	Co-60	-3.36E+00	2.06E+00	5.77E+00	U
FH	19	310750003	8/21/2012	Cr-51	-4.97E+00	2.00E+01	6.46E+01	U
FH	19	310750003	8/21/2012	Cs-134	-1.05E+00	1.89E+00	5.93E+00	U
FH	19	310750003	8/21/2012	Cs-137	3.06E+00	1.87E+00	5.95E+00	U
FH	19	310750003	8/21/2012	Fe-59	-2.84E+00	4.75E+00	1.53E+01	U
FH	19	310750003	8/21/2012	I-131	-5.57E+00	1.02E+01	3.21E+01	U
FH	19	310750003	8/21/2012	K-40	2.59E+03	1.32E+02	4.68E+01	
FH	19	310750003	8/21/2012	La-140	-7.51E+00	5.99E+00	1.79E+01	U
FH	19	310750003	8/21/2012	Mn-54	-1.79E-01	1.65E+00	5.30E+00	U
FH	19	310750003	8/21/2012	Nb-95	4.36E+00	2.25E+00	6.92E+00	U
FH	19	310750003	8/21/2012	Pb-212	9.04E+00	6.37E+00	1.21E+01	U
FH	19	310750003	8/21/2012	Pb-214	-1.62E+01	7.67E+00	1.15E+01	U
FH	19	310750003	8/21/2012	Ra-226	-5.87E+00	5.62E+00	1.23E+01	U
FH	19	310750003	8/21/2012	Ru-103	1.77E+00	2.08E+00	6.95E+00	U
FH	19	310750003	8/21/2012	Ru-106	-1.53E+01	1.41E+01	4.35E+01	U
FH	19	310750003	8/21/2012	Sb-124	3.89E+00	4.33E+00	1.48E+01	U
FH	19	310750003	8/21/2012	Sb-125	-3.39E+00	3.87E+00	1.25E+01	U
FH	19	310750003	8/21/2012	Se-75	-1.03E+00	2.17E+00	7.01E+00	U
FH	19	310750003	8/21/2012	Th-228	9.04E+00	6.37E+00	1.21E+01	U
FH	19	310750003	8/21/2012	Th-230	-5.87E+00	5.62E+00	1.23E+01	U
FH	19	310750003	8/21/2012	Tl-208	1.03E+00	3.21E+00	5.03E+00	U
FH	19	310750003	8/21/2012	Zn-65	-3.57E-01	4.00E+00	1.32E+01	U
FH	19	310750003	8/21/2012	Zr-95	5.07E+00	3.75E+00	1.21E+01	U
FH	19	315945003	11/6/2012	Ac-228	2.66E+01	1.25E+01	3.78E+01	U
FH	19	315945003	11/6/2012	Ag-108m	-3.54E-01	1.93E+00	6.29E+00	U
FH	19	315945003	11/6/2012	Ag-110m	-8.37E+00	4.47E+00	1.21E+01	U
FH	19	315945003	11/6/2012	Ba-140	3.75E+01	4.00E+01	1.28E+02	U
FH	19	315945003	11/6/2012	Be-7	4.10E+00	2.54E+01	8.28E+01	U
FH	19	315945003	11/6/2012	Bi-214	-2.43E+01	1.28E+01	2.11E+01	U
FH	19	315945003	11/6/2012	Ce-141	-2.82E+00	3.69E+00	1.18E+01	U
FH	19	315945003	11/6/2012	Ce-144	3.21E+01	1.17E+01	3.08E+01	UI
FH	19	315945003	11/6/2012	Co-57	7.34E-01	1.06E+00	3.52E+00	U
FH	19	315945003	11/6/2012	Co-58	-5.49E-01	3.33E+00	1.09E+01	U
FH	19	315945003	11/6/2012	Co-60	8.87E+00	4.08E+00	1.27E+01	U
FH	19	315945003	11/6/2012	Cr-51	-3.26E+01	3.15E+01	1.00E+02	U
FH	19	315945003	11/6/2012	Cs-134	5.16E+00	3.22E+00	1.04E+01	U
FH	19	315945003	11/6/2012	Cs-137	-4.24E-01	2.73E+00	9.08E+00	U
FH	19	315945003	11/6/2012	Fe-59	6.54E+00	8.56E+00	2.89E+01	U
FH	19	315945003	11/6/2012	I-131	2.48E+01	2.28E+01	7.52E+01	U
FH	19	315945003	11/6/2012	K-40	2.12E+03	1.33E+02	1.08E+02	
FH	19	315945003	11/6/2012	La-140	-5.52E+00	1.59E+01	5.03E+01	U
FH	19	315945003	11/6/2012	Mn-54	3.82E+00	2.91E+00	9.51E+00	U
FH	19	315945003	11/6/2012	Nb-95	1.86E+00	3.27E+00	1.09E+01	U
FH	19	315945003	11/6/2012	Pb-212	-3.36E+00	5.11E+00	1.11E+01	U
FH	19	315945003	11/6/2012	Pb-214	-1.25E+01	8.75E+00	1.88E+01	U
FH	19	315945003	11/6/2012	Ra-226	-2.43E+01	1.28E+01	2.11E+01	U
FH	19	315945003	11/6/2012	Ru-103	-1.39E+00	3.59E+00	1.15E+01	U
FH	19	315945003	11/6/2012	Ru-106	-1.35E+01	2.33E+01	7.63E+01	U

# Seabrook REMP Summary of 2012 Data

SAMPLE TYPE	STATION	LSN	END DATE	NUCLIDE	CONC (pCi/kg)	STD.DEV. (pCi/kg)	MDC (pCi/kg)	FLAGS
FH	19	315945003	11/6/2012	Sb-124	-1.71E+01	1.08E+01	3.09E+01	U
FH	19	315945003	11/6/2012	Sb-125	-3.61E+00	5.86E+00	1.87E+01	U
FH	19	315945003	11/6/2012	Se-75	-2.00E+00	2.64E+00	8.71E+00	U
FH	19	315945003	11/6/2012	Th-228	-3.36E+00	5.11E+00	1.11E+01	U
FH	19	315945003	11/6/2012	Th-230	-2.43E+01	1.28E+01	2.11E+01	U
FH	19	315945003	11/6/2012	Tl-208	6.21E+00	2.99E+00	8.95E+00	U
FH	19	315945003	11/6/2012	Zn-65	-3.69E+00	7.12E+00	2.32E+01	U
FH	19	315945003	11/6/2012	Zr-95	1.30E+01	6.66E+00	2.09E+01	U



# Seabrook REMP Summary of 2012 Data

SAMPLE TYPE	STATION	LSN	END DATE	NUCLIDE	CONC (pCi/kg)	STD.DEV. (pCi/kg)	MDC (pCi/kg)	FLAGS
HA	04	305181001	5/25/2012	Ac-228	-1.12E+01	1.30E+01	3.83E+01	U
HA	04	305181001	5/25/2012	Ag-108m	6.71E-01	2.19E+00	7.21E+00	U
HA	04	305181001	5/25/2012	Ag-110m	-3.02E-01	2.88E+00	9.53E+00	U
HA	04	305181001	5/25/2012	Ba-140	-2.53E+00	1.25E+01	3.95E+01	U
HA	04	305181001	5/25/2012	Be-7	6.54E+00	3.19E+01	1.04E+02	U
HA	04	305181001	5/25/2012	Bi-214	4.23E+01	1.47E+01	3.05E+01	UI
HA	04	305181001	5/25/2012	Ce-141	-8.92E+00	7.52E+00	2.19E+01	U
HA	04	305181001	5/25/2012	Ce-144	-1.79E+01	1.71E+01	5.03E+01	U
HA	04	305181001	5/25/2012	Co-57	1.46E+00	2.16E+00	7.05E+00	U
HA	04	305181001	5/25/2012	Co-58	-1.26E+00	3.75E+00	1.20E+01	U
HA	04	305181001	5/25/2012	Co-60	3.33E-01	3.17E+00	1.06E+01	U
HA	04	305181001	5/25/2012	Cr-51	2.04E+01	3.94E+01	1.32E+02	U
HA	04	305181001	5/25/2012	Cs-134	1.90E+00	3.63E+00	1.23E+01	U
HA	04	305181001	5/25/2012	Cs-137	-4.14E+00	3.17E+00	9.17E+00	U
HA	04	305181001	5/25/2012	Fe-59	9.92E+00	9.50E+00	3.30E+01	U
HA	04	305181001	5/25/2012	I-131	-1.35E+01	2.54E+01	8.00E+01	U
HA	04	305181001	5/25/2012	K-40	2.21E+03	1.62E+02	1.05E+02	
HA	04	305181001	5/25/2012	La-140	-2.53E+00	1.25E+01	3.95E+01	U
HA	04	305181001	5/25/2012	Mn-54	5.66E+00	2.93E+00	9.92E+00	U
HA	04	305181001	5/25/2012	Nb-95	9.86E+00	4.42E+00	1.44E+01	U
HA	04	305181001	5/25/2012	Pb-212	-1.04E+01	5.74E+00	1.64E+01	U
HA	04	305181001	5/25/2012	Pb-214	3.10E+01	1.22E+01	2.61E+01	UI
HA	04	305181001	5/25/2012	Ra-226	4.23E+01	1.47E+01	3.05E+01	UI
HA	04	305181001	5/25/2012	Ru-103	-3.86E+00	4.18E+00	1.22E+01	U
HA	04	305181001	5/25/2012	Ru-106	5.73E+00	2.30E+01	7.80E+01	U
HA	04	305181001	5/25/2012	Sb-124	4.78E+00	8.72E+00	2.99E+01	U
HA	04	305181001	5/25/2012	Sb-125	-4.93E+00	7.35E+00	2.25E+01	U
HA	04	305181001	5/25/2012	Se-75	-2.97E-01	3.91E+00	1.30E+01	U
HA	04	305181001	5/25/2012	Th-228	-1.04E+01	5.74E+00	1.64E+01	U
HA	04	305181001	5/25/2012	Th-230	4.23E+01	1.47E+01	3.05E+01	UI
HA	04	305181001	5/25/2012	Tl-208	6.73E+00	3.58E+00	1.20E+01	U
HA	04	305181001	5/25/2012	Zn-65	-2.11E+01	9.24E+00	2.07E+01	U
HA	04	305181001	5/25/2012	Zr-95	-3.37E+00	6.14E+00	1.92E+01	U
HA	04	315943001	11/27/2012	Ac-228	7.64E+00	7.72E+00	1.18E+01	U
HA	04	315943001	11/27/2012	Ag-108m	-3.33E-01	7.72E-01	2.47E+00	U
HA	04	315943001	11/27/2012	Ag-110m	-9.07E-01	1.31E+00	4.10E+00	U
HA	04	315943001	11/27/2012	Ba-140	2.38E+00	4.28E+00	1.44E+01	U
HA	04	315943001	11/27/2012	Be-7	8.61E+00	7.86E+00	2.49E+01	U
HA	04	315943001	11/27/2012	Bi-214	-3.17E+00	3.77E+00	7.50E+00	U
HA	04	315943001	11/27/2012	Ce-141	-5.30E+00	2.91E+00	4.38E+00	U
HA	04	315943001	11/27/2012	Ce-144	6.65E-01	4.85E+00	1.59E+01	U
HA	04	315943001	11/27/2012	Co-57	-1.24E-01	6.11E-01	2.00E+00	U
HA	04	315943001	11/27/2012	Co-58	-1.25E+00	9.76E-01	2.93E+00	U
HA	04	315943001	11/27/2012	Co-60	-5.54E-02	1.06E+00	3.45E+00	U
HA	04	315943001	11/27/2012	Cr-51	-6.22E-02	7.53E+00	2.50E+01	U
HA	04	315943001	11/27/2012	Cs-134	9.71E-01	1.03E+00	3.35E+00	U
HA	04	315943001	11/27/2012	Cs-137	1.26E+00	1.00E+00	3.26E+00	U
HA	04	315943001	11/27/2012	Fe-59	4.23E+00	2.45E+00	7.68E+00	U
HA	04	315943001	11/27/2012	I-131	1.68E+00	1.52E+00	4.92E+00	U

## Seabrook REMP Summary of 2012 Data

SAMPLE TYPE	STATION	LSN	END DATE	NUCLIDE	CONC (pCi/kg)	STD.DEV. (pCi/kg)	MDC (pCi/kg)	FLAGS
HA	04	315943001	11/27/2012	K-40	2.22E+03	1.05E+02	2.86E+01	
HA	04	315943001	11/27/2012	La-140	-1.60E+00	1.59E+00	4.93E+00	U
HA	04	315943001	11/27/2012	Mn-54	-4.35E-01	9.66E-01	3.08E+00	U
HA	04	315943001	11/27/2012	Nb-95	1.52E+00	1.05E+00	3.34E+00	U
HA	04	315943001	11/27/2012	Pb-212	-3.35E+00	2.41E+00	5.05E+00	U
HA	04	315943001	11/27/2012	Pb-214	-7.70E+00	3.71E+00	6.68E+00	U
HA	04	315943001	11/27/2012	Ra-226	-3.17E+00	3.77E+00	7.50E+00	U
HA	04	315943001	11/27/2012	Ru-103	-3.07E-01	9.08E-01	2.88E+00	U
HA	04	315943001	11/27/2012	Ru-106	-1.35E+01	8.35E+00	2.48E+01	U
HA	04	315943001	11/27/2012	Sb-124	-1.80E+00	1.87E+00	5.74E+00	U
HA	04	315943001	11/27/2012	Sb-125	-1.90E+00	2.34E+00	7.33E+00	U
HA	04	315943001	11/27/2012	Se-75	-1.54E-01	1.04E+00	3.47E+00	U
HA	04	315943001	11/27/2012	Th-228	-3.35E+00	2.41E+00	5.05E+00	U
HA	04	315943001	11/27/2012	Th-230	-3.17E+00	3.77E+00	7.50E+00	U
HA	04	315943001	11/27/2012	Tl-208	1.35E+00	1.74E+00	2.88E+00	U
HA	04	315943001	11/27/2012	Zn-65	-7.45E+00	3.03E+00	7.55E+00	U
HA	04	315943001	11/27/2012	Zr-95	1.50E-01	1.67E+00	5.47E+00	U
HA	54	305181002	5/24/2012	Ac-228	1.48E+01	1.47E+01	5.20E+01	U
HA	54	305181002	5/24/2012	Ag-108m	1.63E+00	2.91E+00	9.63E+00	U
HA	54	305181002	5/24/2012	Ag-110m	-2.72E-01	3.76E+00	1.23E+01	U
HA	54	305181002	5/24/2012	Ba-140	-1.59E+01	2.12E+01	6.29E+01	U
HA	54	305181002	5/24/2012	Be-7	3.79E+00	3.42E+01	1.16E+02	U
HA	54	305181002	5/24/2012	Bi-214	1.05E+02	1.45E+01	1.94E+01	
HA	54	305181002	5/24/2012	Ce-141	4.15E+00	6.87E+00	2.23E+01	U
HA	54	305181002	5/24/2012	Ce-144	-1.22E+01	1.74E+01	5.30E+01	U
HA	54	305181002	5/24/2012	Co-57	-1.76E+00	2.24E+00	6.81E+00	U
HA	54	305181002	5/24/2012	Co-58	-6.09E-01	4.50E+00	1.44E+01	U
HA	54	305181002	5/24/2012	Co-60	6.43E+00	4.47E+00	1.60E+01	U
HA	54	305181002	5/24/2012	Cr-51	-2.85E+01	4.08E+01	1.26E+02	U
HA	54	305181002	5/24/2012	Cs-134	5.46E-01	5.37E+00	1.76E+01	U
HA	54	305181002	5/24/2012	Cs-137	9.74E-01	3.90E+00	1.31E+01	U
HA	54	305181002	5/24/2012	Fe-59	2.84E-01	1.27E+01	4.23E+01	U
HA	54	305181002	5/24/2012	I-131	5.64E+00	3.41E+01	1.12E+02	U
HA	54	305181002	5/24/2012	K-40	1.99E+03	1.64E+02	1.14E+02	
HA	54	305181002	5/24/2012	La-140	-1.59E+01	2.12E+01	6.29E+01	U
HA	54	305181002	5/24/2012	Mn-54	3.71E+00	3.58E+00	1.24E+01	U
HA	54	305181002	5/24/2012	Nb-95	-8.71E+00	6.08E+00	1.66E+01	U
HA	54	305181002	5/24/2012	Pb-212	-4.26E+00	5.97E+00	1.91E+01	U
HA	54	305181002	5/24/2012	Pb-214	5.76E+01	1.42E+01	2.12E+01	
HA	54	305181002	5/24/2012	Ra-226	1.05E+02	1.45E+01	1.94E+01	
HA	54	305181002	5/24/2012	Ru-103	-2.32E+00	4.66E+00	1.50E+01	U
HA	54	305181002	5/24/2012	Ru-106	-4.38E+00	3.62E+01	1.19E+02	U
HA	54	305181002	5/24/2012	Sb-124	2.95E-01	8.24E+00	2.76E+01	U
HA	54	305181002	5/24/2012	Sb-125	3.95E+00	8.22E+00	2.72E+01	U
HA	54	305181002	5/24/2012	Se-75	5.73E+00	4.30E+00	1.45E+01	U
HA	54	305181002	5/24/2012	Th-228	-4.26E+00	5.97E+00	1.91E+01	U
HA	54	305181002	5/24/2012	Th-230	1.05E+02	1.42E+01	1.94E+01	
HA	54	305181002	5/24/2012	Tl-208	-3.41E+00	4.13E+00	1.28E+01	U
HA	54	305181002	5/24/2012	Zn-65	-3.56E+00	1.19E+01	3.24E+01	U
HA	54	305181002	5/24/2012	Zr-95	7.84E+00	7.77E+00	2.70E+01	U
HA	54	315943002	11/20/2012	Ac-228	1.14E+01	4.65E+00	1.32E+01	U

# Seabrook REMP Summary of 2012 Data

SAMPLE TYPE	STATION	LSN	END DATE	NUCLIDE	CONC (pCi/kg)	STD.DEV. (pCi/kg)	MDC (pCi/kg)	FLAGS
HA	54	315943002	11/20/2012	Ag-108m	7.70E-01	7.34E-01	2.39E+00	U
HA	54	315943002	11/20/2012	Ag-110m	-6.14E-01	1.28E+00	4.17E+00	U
HA	54	315943002	11/20/2012	Ba-140	-3.09E+00	7.00E+00	2.24E+01	U
HA	54	315943002	11/20/2012	Be-7	7.42E+00	8.13E+00	2.65E+01	U
HA	54	315943002	11/20/2012	Bi-214	-2.17E+00	2.91E+00	6.52E+00	U
HA	54	315943002	11/20/2012	Ce-141	3.87E+00	1.96E+00	5.13E+00	U
HA	54	315943002	11/20/2012	Ce-144	4.87E+00	5.14E+00	1.65E+01	U
HA	54	315943002	11/20/2012	Co-57	4.47E-01	6.46E-01	2.10E+00	U
HA	54	315943002	11/20/2012	Co-58	3.54E-02	9.67E-01	3.23E+00	U
HA	54	315943002	11/20/2012	Co-60	8.67E-02	9.96E-01	3.24E+00	U
HA	54	315943002	11/20/2012	Cr-51	-1.10E+00	9.36E+00	3.11E+01	U
HA	54	315943002	11/20/2012	Cs-134	-7.11E-01	9.63E-01	3.11E+00	U
HA	54	315943002	11/20/2012	Cs-137	2.16E+00	1.06E+00	3.16E+00	U
HA	54	315943002	11/20/2012	Fe-59	3.87E+00	2.66E+00	8.47E+00	U
HA	54	315943002	11/20/2012	I-131	1.96E+00	3.22E+00	1.07E+01	U
HA	54	315943002	11/20/2012	K-40	2.38E+03	1.10E+02	2.75E+01	
HA	54	315943002	11/20/2012	La-140	-2.65E+00	2.21E+00	6.69E+00	U
HA	54	315943002	11/20/2012	Mn-54	4.78E-01	8.91E-01	2.98E+00	U
HA	54	315943002	11/20/2012	Nb-95	-6.75E-01	1.00E+00	3.26E+00	U
HA	54	315943002	11/20/2012	Pb-212	4.05E+00	3.40E+00	5.29E+00	U
HA	54	315943002	11/20/2012	Pb-214	2.75E+00	2.79E+00	6.43E+00	U
HA	54	315943002	11/20/2012	Ra-226	-2.17E+00	2.91E+00	6.52E+00	U
HA	54	315943002	11/20/2012	Ru-103	9.59E-01	1.04E+00	3.39E+00	U
HA	54	315943002	11/20/2012	Ru-106	4.21E+00	8.01E+00	2.60E+01	U
HA	54	315943002	11/20/2012	Sb-124	1.69E+00	2.15E+00	7.27E+00	U
HA	54	315943002	11/20/2012	Sb-125	-2.79E+00	2.28E+00	7.02E+00	U
HA	54	315943002	11/20/2012	Se-75	9.57E-02	1.07E+00	3.61E+00	U
HA	54	315943002	11/20/2012	Th-228	4.05E+00	3.40E+00	5.29E+00	U
HA	54	315943002	11/20/2012	Th-230	-2.17E+00	2.91E+00	6.52E+00	U
HA	54	315943002	11/20/2012	Tl-208	-2.28E+00	1.70E+00	3.10E+00	U
HA	54	315943002	11/20/2012	Zn-65	-2.46E+00	2.48E+00	7.69E+00	U
HA	54	315943002	11/20/2012	Zr-95	-3.15E+00	1.93E+00	5.73E+00	U

# Seabrook REMP Summary of 2012 Data

SAMPLE TYPE	STATION	LSN	END DATE	NUCLIDE	CONC (pCi/kg)	STD.DEV. (pCi/kg)	MDC (pCi/kg)	FLAGS
MS	06	305038004	5/21/2012	Sr-89	-2.10E+02	7.50E+01	2.47E+02	U
MS	06	305038004	5/21/2012	Sr-90	-1.26E+02	5.10E+01	2.07E+02	U
MS	06	321728001	11/20/2012	Sr-89	-2.02E+03	1.61E+02	2.53E+02	U
MS	06	321728001	11/20/2012	Sr-90	1.03E+02	9.72E+01	2.73E+02	U
MS	06	315942004	11/20/2012	Ac-228	3.29E+01	4.48E+00	7.80E+00	
MS	06	315942004	11/20/2012	Ag-108m	8.91E-01	5.90E-01	1.83E+00	U
MS	06	315942004	11/20/2012	Ag-110m	5.62E-01	8.77E-01	2.88E+00	U
MS	06	315942004	11/20/2012	Ba-140	-3.41E+00	5.04E+00	1.63E+01	U
MS	06	315942004	11/20/2012	Be-7	1.28E+01	8.05E+00	1.98E+01	U
MS	06	315942004	11/20/2012	Bi-214	2.97E+01	3.49E+00	4.53E+00	
MS	06	315942004	11/20/2012	Ce-141	3.53E+00	1.56E+00	4.09E+00	U
MS	06	315942004	11/20/2012	Ce-144	-4.18E+00	3.89E+00	1.25E+01	U
MS	06	315942004	11/20/2012	Co-57	4.54E-01	5.01E-01	1.67E+00	U
MS	06	315942004	11/20/2012	Co-58	-6.15E-01	7.12E-01	2.23E+00	U
MS	06	315942004	11/20/2012	Co-60	3.41E-01	6.74E-01	2.27E+00	U
MS	06	315942004	11/20/2012	Cr-51	2.56E+00	7.10E+00	2.31E+01	U
MS	06	315942004	11/20/2012	Cs-134	7.24E-01	7.07E-01	2.32E+00	U
MS	06	315942004	11/20/2012	Cs-137	7.76E-01	7.01E-01	2.30E+00	U
MS	06	315942004	11/20/2012	Fe-59	-2.93E-01	1.43E+00	4.78E+00	U
MS	06	315942004	11/20/2012	I-131	3.24E+00	2.34E+00	7.37E+00	U
MS	06	315942004	11/20/2012	K-40	2.63E+02	2.25E+01	2.05E+01	
MS	06	315942004	11/20/2012	La-140	-1.86E+00	1.66E+00	4.98E+00	U
MS	06	315942004	11/20/2012	Mn-54	-3.03E-02	6.43E-01	2.10E+00	U
MS	06	315942004	11/20/2012	Nb-95	-1.89E-01	7.44E-01	2.43E+00	U
MS	06	315942004	11/20/2012	Pb-212	1.43E+01	1.92E+00	3.41E+00	
MS	06	315942004	11/20/2012	Pb-214	2.98E+01	3.29E+00	4.28E+00	
MS	06	315942004	11/20/2012	Ra-226	2.97E+01	3.49E+00	4.53E+00	
MS	06	315942004	11/20/2012	Ru-103	-9.96E-01	7.49E-01	2.32E+00	U
MS	06	315942004	11/20/2012	Ru-106	-8.76E+00	5.95E+00	1.79E+01	U
MS	06	315942004	11/20/2012	Sb-124	-1.32E+00	1.56E+00	4.79E+00	U
MS	06	315942004	11/20/2012	Sb-125	1.91E-01	1.72E+00	5.53E+00	U
MS	06	315942004	11/20/2012	Se-75	4.65E-01	8.25E-01	2.70E+00	U
MS	06	315942004	11/20/2012	Th-228	1.43E+01	1.92E+00	3.41E+00	
MS	06	315942004	11/20/2012	Th-230	2.97E+01	3.40E+00	4.53E+00	
MS	06	315942004	11/20/2012	Tl-208	7.26E+00	1.12E+00	2.06E+00	
MS	06	315942004	11/20/2012	Zn-65	-1.71E+00	1.62E+00	4.32E+00	U
MS	06	315942004	11/20/2012	Zr-95	1.64E+00	1.27E+00	4.14E+00	U
MS	56	305038005	5/21/2012	Sr-89	-1.71E+02	8.74E+01	2.66E+02	U
MS	56	305038005	5/21/2012	Sr-90	6.15E+01	5.14E+01	1.46E+02	U
MS	56	321728002	11/26/2012	Sr-89	-1.80E+03	1.72E+02	2.08E+02	U
MS	56	321728002	11/26/2012	Sr-90	-1.22E+02	7.81E+01	2.72E+02	U
MS	56	315942005	11/26/2012	Ac-228	2.23E+01	7.02E+00	1.19E+01	UI
MS	56	315942005	11/26/2012	Ag-108m	2.06E-01	6.85E-01	2.32E+00	U
MS	56	315942005	11/26/2012	Ag-110m	-2.41E-01	1.05E+00	3.37E+00	U
MS	56	315942005	11/26/2012	Ba-140	-1.08E+00	4.32E+00	1.43E+01	U
MS	56	315942005	11/26/2012	Be-7	2.77E+01	9.37E+00	2.42E+01	UI
MS	56	315942005	11/26/2012	Bi-214	2.39E+01	3.59E+00	5.64E+00	
MS	56	315942005	11/26/2012	Ce-141	-3.95E-02	1.41E+00	4.16E+00	U
MS	56	315942005	11/26/2012	Ce-144	-4.14E+00	4.52E+00	1.47E+01	U

# Seabrook REMP Summary of 2012 Data

SAMPLE TYPE	STATION	LSN	END DATE	NUCLIDE	CONC (pCi/kg)	STD.DEV. (pCi/kg)	MDC (pCi/kg)	FLAGS
MS	56	315942005	11/26/2012	Co-57	6.93E-01	5.97E-01	1.96E+00	U
MS	56	315942005	11/26/2012	Co-58	-6.62E-01	8.14E-01	2.55E+00	U
MS	56	315942005	11/26/2012	Co-60	1.09E-01	7.05E-01	2.34E+00	U
MS	56	315942005	11/26/2012	Cr-51	-9.03E+00	8.00E+00	2.46E+01	U
MS	56	315942005	11/26/2012	Cs-134	-8.04E-01	8.78E-01	2.73E+00	U
MS	56	315942005	11/26/2012	Cs-137	3.48E-01	7.92E-01	2.62E+00	U
MS	56	315942005	11/26/2012	Fe-59	1.67E+00	1.48E+00	4.93E+00	U
MS	56	315942005	11/26/2012	I-131	7.13E-01	1.91E+00	6.16E+00	U
MS	56	315942005	11/26/2012	K-40	2.21E+02	1.92E+01	2.05E+01	
MS	56	315942005	11/26/2012	La-140	-8.82E-01	1.41E+00	4.43E+00	U
MS	56	315942005	11/26/2012	Mn-54	-1.39E-01	8.22E-01	2.66E+00	U
MS	56	315942005	11/26/2012	Nb-95	8.60E-01	8.52E-01	2.77E+00	U
MS	56	315942005	11/26/2012	Pb-212	1.36E+01	2.18E+00	4.13E+00	
MS	56	315942005	11/26/2012	Pb-214	3.25E+01	3.81E+00	5.44E+00	
MS	56	315942005	11/26/2012	Ra-226	2.39E+01	3.59E+00	5.64E+00	
MS	56	315942005	11/26/2012	Ru-103	4.46E-01	8.18E-01	2.74E+00	U
MS	56	315942005	11/26/2012	Ru-106	2.38E+00	6.80E+00	2.26E+01	U
MS	56	315942005	11/26/2012	Sb-124	-4.01E-01	1.52E+00	4.87E+00	U
MS	56	315942005	11/26/2012	Sb-125	1.15E+00	2.01E+00	6.78E+00	U
MS	56	315942005	11/26/2012	Se-75	-3.50E-01	9.92E-01	3.22E+00	U
MS	56	315942005	11/26/2012	Th-228	1.36E+01	2.18E+00	4.13E+00	
MS	56	315942005	11/26/2012	Th-230	2.39E+01	3.54E+00	5.64E+00	
MS	56	315942005	11/26/2012	Tl-208	4.95E+00	1.59E+00	2.42E+00	
MS	56	315942005	11/26/2012	Zn-65	-4.13E-01	1.60E+00	4.54E+00	U
MS	56	315942005	11/26/2012	Zr-95	2.12E+00	1.57E+00	5.03E+00	U

# Seabrook REMP Summary of 2012 Data

SAMPLE TYPE	STATION	LSN	END DATE	NUCLIDE	CONC (pCi/kg)	STD.DEV. (pCi/kg)	MDC (pCi/kg)	FLAGS
MU	06	305038001	5/21/2012	Ac-228	2.30E+00	8.25E+00	1.67E+01	U
MU	06	305038001	5/21/2012	Ag-108m	-4.26E-01	9.41E-01	2.99E+00	U
MU	06	305038001	5/21/2012	Ag-110m	-2.78E+00	1.32E+00	3.58E+00	U
MU	06	305038001	5/21/2012	Ba-140	-8.60E-02	2.73E+00	8.80E+00	U
MU	06	305038001	5/21/2012	Be-7	1.04E+01	1.47E+01	3.22E+01	U
MU	06	305038001	5/21/2012	Bi-214	-1.31E+00	3.83E+00	8.82E+00	U
MU	06	305038001	5/21/2012	Ce-141	-4.36E+00	3.06E+00	6.15E+00	U
MU	06	305038001	5/21/2012	Ce-144	5.66E+00	6.05E+00	1.93E+01	U
MU	06	305038001	5/21/2012	Co-57	1.28E+00	8.29E-01	2.57E+00	U
MU	06	305038001	5/21/2012	Co-58	-8.66E-01	1.23E+00	3.87E+00	U
MU	06	305038001	5/21/2012	Co-60	1.90E+00	1.35E+00	4.42E+00	U
MU	06	305038001	5/21/2012	Cr-51	4.17E+00	1.16E+01	3.85E+01	U
MU	06	305038001	5/21/2012	Cs-134	1.24E+00	1.42E+00	4.68E+00	U
MU	06	305038001	5/21/2012	Cs-137	-2.19E+00	1.80E+00	4.34E+00	U
MU	06	305038001	5/21/2012	Fe-59	-4.42E+00	2.95E+00	8.69E+00	U
MU	06	305038001	5/21/2012	I-131	-6.94E-01	3.39E+00	1.10E+01	U
MU	06	305038001	5/21/2012	K-40	1.16E+03	7.00E+01	3.75E+01	
MU	06	305038001	5/21/2012	La-140	-8.60E-02	2.73E+00	8.80E+00	U
MU	06	305038001	5/21/2012	Mn-54	9.47E-01	1.18E+00	3.88E+00	U
MU	06	305038001	5/21/2012	Nb-95	-3.10E-02	1.17E+00	3.83E+00	U
MU	06	305038001	5/21/2012	Pb-212	4.74E+00	3.28E+00	5.68E+00	U
MU	06	305038001	5/21/2012	Pb-214	5.10E+00	4.64E+00	8.71E+00	U
MU	06	305038001	5/21/2012	Ra-226	-1.31E+00	3.83E+00	8.82E+00	U
MU	06	305038001	5/21/2012	Ru-103	-2.12E-01	1.27E+00	4.05E+00	U
MU	06	305038001	5/21/2012	Ru-106	1.20E+01	1.04E+01	3.43E+01	U
MU	06	305038001	5/21/2012	Sb-124	-3.30E-01	2.88E+00	9.58E+00	U
MU	06	305038001	5/21/2012	Sb-125	-2.74E+00	2.97E+00	9.15E+00	U
MU	06	305038001	5/21/2012	Se-75	-1.75E+00	1.44E+00	4.50E+00	U
MU	06	305038001	5/21/2012	Th-228	4.74E+00	3.28E+00	5.68E+00	U
MU	06	305038001	5/21/2012	Th-230	-1.31E+00	3.83E+00	8.82E+00	U
MU	06	305038001	5/21/2012	Tl-208	6.61E-01	2.59E+00	3.61E+00	U
MU	06	305038001	5/21/2012	Zn-65	-4.38E+00	2.97E+00	8.81E+00	U
MU	06	305038001	5/21/2012	Zr-95	-2.50E+00	2.19E+00	6.66E+00	U
MU	06	315942001	11/20/2012	Ac-228	-3.86E+00	1.40E+01	2.63E+01	U
MU	06	315942001	11/20/2012	Ag-108m	-1.18E+00	1.68E+00	5.31E+00	U
MU	06	315942001	11/20/2012	Ag-110m	-7.28E-01	2.43E+00	7.93E+00	U
MU	06	315942001	11/20/2012	Ba-140	2.60E+01	1.67E+01	5.00E+01	U
MU	06	315942001	11/20/2012	Be-7	2.07E+01	1.94E+01	6.24E+01	U
MU	06	315942001	11/20/2012	Bi-214	3.66E+00	9.25E+00	1.72E+01	U
MU	06	315942001	11/20/2012	Ce-141	5.33E+00	3.91E+00	1.09E+01	U
MU	06	315942001	11/20/2012	Ce-144	-8.21E+00	1.06E+01	3.31E+01	U
MU	06	315942001	11/20/2012	Co-57	-6.78E-01	1.33E+00	4.23E+00	U
MU	06	315942001	11/20/2012	Co-58	-1.08E+00	2.06E+00	6.70E+00	U
MU	06	315942001	11/20/2012	Co-60	7.61E+00	2.79E+00	7.96E+00	U
MU	06	315942001	11/20/2012	Cr-51	2.50E+01	2.19E+01	7.14E+01	U
MU	06	315942001	11/20/2012	Cs-134	3.65E+00	2.22E+00	7.10E+00	U
MU	06	315942001	11/20/2012	Cs-137	-5.58E-01	1.90E+00	6.32E+00	U
MU	06	315942001	11/20/2012	Fe-59	4.84E+00	4.39E+00	1.43E+01	U
MU	06	315942001	11/20/2012	I-131	-7.95E+00	6.67E+00	2.06E+01	U



# Seabrook REMP Summary of 2012 Data

SAMPLE TYPE	STATION	LSN	END DATE	NUCLIDE	CONC (pCi/kg)	STD.DEV. (pCi/kg)	MDC (pCi/kg)	FLAGS
MU	06	315942001	11/20/2012	K-40	8.77E+02	7.14E+01	5.85E+01	
MU	06	315942001	11/20/2012	La-140	-1.47E+00	4.52E+00	1.47E+01	U
MU	06	315942001	11/20/2012	Mn-54	-1.40E+00	1.93E+00	6.17E+00	U
MU	06	315942001	11/20/2012	Nb-95	-1.71E+00	2.17E+00	6.98E+00	U
MU	06	315942001	11/20/2012	Pb-212	9.58E+00	6.81E+00	1.23E+01	U
MU	06	315942001	11/20/2012	Pb-214	6.79E+00	1.00E+01	1.61E+01	U
MU	06	315942001	11/20/2012	Ra-226	3.66E+00	9.25E+00	1.72E+01	U
MU	06	315942001	11/20/2012	Ru-103	-2.51E-01	2.12E+00	6.83E+00	U
MU	06	315942001	11/20/2012	Ru-106	-3.05E+01	1.86E+01	5.58E+01	U
MU	06	315942001	11/20/2012	Sb-124	-3.32E+00	4.45E+00	1.39E+01	U
MU	06	315942001	11/20/2012	Sb-125	1.38E+00	5.09E+00	1.67E+01	U
MU	06	315942001	11/20/2012	Se-75	2.04E+00	2.44E+00	8.13E+00	U
MU	06	315942001	11/20/2012	Th-228	9.58E+00	6.81E+00	1.23E+01	U
MU	06	315942001	11/20/2012	Th-230	3.66E+00	9.25E+00	1.72E+01	U
MU	06	315942001	11/20/2012	Tl-208	-3.34E+00	3.65E+00	7.29E+00	U
MU	06	315942001	11/20/2012	Zn-65	-8.76E+00	4.87E+00	1.33E+01	U
MU	06	315942001	11/20/2012	Zr-95	1.34E+00	3.59E+00	1.20E+01	U
MU	09	305036001	5/23/2012	Ac-228	2.64E+00	8.91E+00	1.34E+01	U
MU	09	305036001	5/23/2012	Ag-108m	5.79E-01	9.79E-01	3.18E+00	U
MU	09	305036001	5/23/2012	Ag-110m	-1.39E+00	1.08E+00	3.31E+00	U
MU	09	305036001	5/23/2012	Ba-140	-2.88E+00	2.52E+00	7.46E+00	U
MU	09	305036001	5/23/2012	Be-7	3.31E+01	1.99E+01	3.28E+01	UI
MU	09	305036001	5/23/2012	Bi-214	1.28E+00	4.24E+00	8.82E+00	U
MU	09	305036001	5/23/2012	Ce-141	1.47E+00	3.54E+00	6.08E+00	U
MU	09	305036001	5/23/2012	Ce-144	1.66E-01	7.08E+00	2.25E+01	U
MU	09	305036001	5/23/2012	Co-57	-1.91E+00	1.01E+00	2.78E+00	U
MU	09	305036001	5/23/2012	Co-58	-9.11E-01	1.23E+00	3.91E+00	U
MU	09	305036001	5/23/2012	Co-60	2.04E+00	1.26E+00	4.15E+00	U
MU	09	305036001	5/23/2012	Cr-51	-2.06E+00	1.17E+01	3.82E+01	U
MU	09	305036001	5/23/2012	Cs-134	1.81E+00	1.38E+00	4.53E+00	U
MU	09	305036001	5/23/2012	Cs-137	-1.20E+00	1.16E+00	3.64E+00	U
MU	09	305036001	5/23/2012	Fe-59	4.97E-01	2.68E+00	8.69E+00	U
MU	09	305036001	5/23/2012	I-131	-6.74E-01	3.10E+00	1.01E+01	U
MU	09	305036001	5/23/2012	K-40	1.51E+03	8.03E+01	3.73E+01	
MU	09	305036001	5/23/2012	La-140	-2.88E+00	2.51E+00	7.46E+00	U
MU	09	305036001	5/23/2012	Mn-54	-4.48E-02	1.15E+00	3.76E+00	U
MU	09	305036001	5/23/2012	Nb-95	2.39E+00	1.33E+00	4.23E+00	U
MU	09	305036001	5/23/2012	Pb-212	2.05E+00	3.75E+00	7.72E+00	U
MU	09	305036001	5/23/2012	Pb-214	-3.60E+00	4.35E+00	8.78E+00	U
MU	09	305036001	5/23/2012	Ra-226	1.28E+00	4.24E+00	8.82E+00	U
MU	09	305036001	5/23/2012	Ru-103	-1.40E+00	1.30E+00	3.90E+00	U
MU	09	305036001	5/23/2012	Ru-106	-1.30E+01	1.05E+01	3.25E+01	U
MU	09	305036001	5/23/2012	Sb-124	-6.65E+00	3.14E+00	7.60E+00	U
MU	09	305036001	5/23/2012	Sb-125	-2.04E+00	2.92E+00	9.14E+00	U
MU	09	305036001	5/23/2012	Se-75	-1.88E+00	1.52E+00	4.70E+00	U
MU	09	305036001	5/23/2012	Th-228	2.05E+00	3.75E+00	7.72E+00	U
MU	09	305036001	5/23/2012	Th-230	1.28E+00	4.24E+00	8.82E+00	U
MU	09	305036001	5/23/2012	Tl-208	1.27E+00	2.42E+00	3.58E+00	U
MU	09	305036001	5/23/2012	Zn-65	-3.46E+00	3.15E+00	9.44E+00	U
MU	09	305036001	5/23/2012	Zr-95	-5.86E-02	2.10E+00	6.94E+00	U
MU	09	315946001	11/20/2012	Ac-228	9.70E+00	1.39E+01	2.40E+01	U

# Seabrook REMP Summary of 2012 Data

SAMPLE TYPE	STATION	LSN	END DATE	NUCLIDE	CONC (pCi/kg)	STD.DEV. (pCi/kg)	MDC (pCi/kg)	FLAGS
MU	09	315946001	11/20/2012	Ag-108m	-3.08E-01	1.55E+00	5.12E+00	U
MU	09	315946001	11/20/2012	Ag-110m	-1.34E+00	2.64E+00	8.42E+00	U
MU	09	315946001	11/20/2012	Ba-140	1.19E+01	1.54E+01	4.96E+01	U
MU	09	315946001	11/20/2012	Bc-7	2.78E+01	1.94E+01	6.14E+01	U
MU	09	315946001	11/20/2012	Bi-214	-2.89E+01	1.01E+01	1.62E+01	U
MU	09	315946001	11/20/2012	Ce-141	3.96E+00	4.18E+00	1.17E+01	U
MU	09	315946001	11/20/2012	Ce-144	5.52E-01	1.09E+01	3.50E+01	U
MU	09	315946001	11/20/2012	Co-57	1.98E+00	1.49E+00	4.65E+00	U
MU	09	315946001	11/20/2012	Co-58	-3.04E-01	2.42E+00	6.76E+00	U
MU	09	315946001	11/20/2012	Co-60	7.20E-01	2.16E+00	7.04E+00	U
MU	09	315946001	11/20/2012	Cr-51	-6.63E+00	2.19E+01	6.97E+01	U
MU	09	315946001	11/20/2012	Cs-134	6.38E-01	2.29E+00	6.47E+00	U
MU	09	315946001	11/20/2012	Cs-137	-1.77E+00	1.88E+00	5.99E+00	U
MU	09	315946001	11/20/2012	Fe-59	-1.61E+00	4.24E+00	1.38E+01	U
MU	09	315946001	11/20/2012	I-131	-3.29E+00	7.16E+00	2.37E+01	U
MU	09	315946001	11/20/2012	K-40	1.20E+03	8.54E+01	5.98E+01	
MU	09	315946001	11/20/2012	La-140	-4.73E+00	4.96E+00	1.54E+01	U
MU	09	315946001	11/20/2012	Mn-54	2.13E+00	2.04E+00	6.60E+00	U
MU	09	315946001	11/20/2012	Nb-95	6.17E+00	2.55E+00	7.27E+00	U
MU	09	315946001	11/20/2012	Pb-212	5.72E-01	5.52E+00	1.29E+01	U
MU	09	315946001	11/20/2012	Pb-214	-9.51E+00	8.24E+00	1.56E+01	U
MU	09	315946001	11/20/2012	Ra-226	-2.89E+01	1.01E+01	1.62E+01	U
MU	09	315946001	11/20/2012	Ru-103	7.13E-01	2.22E+00	7.28E+00	U
MU	09	315946001	11/20/2012	Ru-106	1.11E+01	1.78E+01	5.97E+01	U
MU	09	315946001	11/20/2012	Sb-124	2.03E+00	4.82E+00	1.59E+01	U
MU	09	315946001	11/20/2012	Sb-125	6.71E+00	4.95E+00	1.59E+01	U
MU	09	315946001	11/20/2012	Se-75	-2.88E+00	2.61E+00	8.09E+00	U
MU	09	315946001	11/20/2012	Th-228	5.72E-01	5.52E+00	1.29E+01	U
MU	09	315946001	11/20/2012	Th-230	-2.89E+01	1.00E+01	1.62E+01	U
MU	09	315946001	11/20/2012	Tl-208	2.69E+00	4.45E+00	6.24E+00	U
MU	09	315946001	11/20/2012	Zn-65	-5.35E+00	5.06E+00	1.32E+01	U
MU	09	315946001	11/20/2012	Zr-95	1.63E+00	3.58E+00	1.18E+01	U
MU	56	305038002	5/21/2012	Ac-228	1.28E+01	8.94E+00	1.48E+01	U
MU	56	305038002	5/21/2012	Ag-108m	6.40E-01	1.03E+00	3.31E+00	U
MU	56	305038002	5/21/2012	Ag-110m	-9.84E-02	1.08E+00	3.54E+00	U
MU	56	305038002	5/21/2012	Ba-140	5.13E+00	3.07E+00	1.02E+01	U
MU	56	305038002	5/21/2012	Be-7	4.09E+01	1.65E+01	3.86E+01	
MU	56	305038002	5/21/2012	Bi-214	7.08E+00	5.16E+00	8.11E+00	U
MU	56	305038002	5/21/2012	Ce-141	-2.10E-02	2.26E+00	7.15E+00	U
MU	56	305038002	5/21/2012	Ce-144	2.19E+00	7.39E+00	2.36E+01	U
MU	56	305038002	5/21/2012	Co-57	5.19E-01	9.73E-01	3.12E+00	U
MU	56	305038002	5/21/2012	Co-58	1.03E+00	1.33E+00	4.34E+00	U
MU	56	305038002	5/21/2012	Co-60	9.15E-02	1.29E+00	4.22E+00	U
MU	56	305038002	5/21/2012	Cr-51	-1.47E+01	1.31E+01	4.02E+01	U
MU	56	305038002	5/21/2012	Cs-134	7.68E-01	1.50E+00	4.90E+00	U
MU	56	305038002	5/21/2012	Cs-137	1.30E+00	1.25E+00	4.11E+00	U
MU	56	305038002	5/21/2012	Fe-59	-1.96E+00	3.21E+00	1.03E+01	U
MU	56	305038002	5/21/2012	I-131	-5.26E+00	3.81E+00	1.13E+01	U
MU	56	305038002	5/21/2012	K-40	1.80E+03	9.11E+01	4.17E+01	
MU	56	305038002	5/21/2012	La-140	5.13E+00	3.07E+00	1.02E+01	U
MU	56	305038002	5/21/2012	Mn-54	-5.94E-01	1.28E+00	4.04E+00	U

# Seabrook REMP Summary of 2012 Data

SAMPLE TYPE	STATION	LSN	END DATE	NUCLIDE	CONC (pCi/kg)	STD.DEV. (pCi/kg)	MDC (pCi/kg)	FLAGS
MU	56	305038002	5/21/2012	Nb-95	2.22E+00	1.43E+00	4.56E+00	U
MU	56	305038002	5/21/2012	Pb-212	2.79E+00	4.28E+00	6.30E+00	U
MU	56	305038002	5/21/2012	Pb-214	-2.03E+00	4.01E+00	9.28E+00	U
MU	56	305038002	5/21/2012	Ra-226	7.08E+00	5.16E+00	8.11E+00	U
MU	56	305038002	5/21/2012	Ru-103	-1.87E+00	1.43E+00	4.41E+00	U
MU	56	305038002	5/21/2012	Ru-106	-1.58E+00	1.04E+01	3.42E+01	U
MU	56	305038002	5/21/2012	Sb-124	2.61E-01	2.65E+00	8.84E+00	U
MU	56	305038002	5/21/2012	Sb-125	-3.10E+00	3.20E+00	9.71E+00	U
MU	56	305038002	5/21/2012	Se-75	-9.89E-02	1.52E+00	5.02E+00	U
MU	56	305038002	5/21/2012	Th-228	2.79E+00	4.28E+00	6.30E+00	U
MU	56	305038002	5/21/2012	Th-230	7.08E+00	5.16E+00	8.11E+00	U
MU	56	305038002	5/21/2012	Tl-208	2.29E+00	2.78E+00	3.72E+00	U
MU	56	305038002	5/21/2012	Zn-65	-6.40E+00	3.33E+00	9.09E+00	U
MU	56	305038002	5/21/2012	Zr-95	-5.97E+00	2.71E+00	6.88E+00	U
MU	56	315942002	11/26/2012	Ac-228	-2.30E+00	2.73E+01	5.11E+01	U
MU	56	315942002	11/26/2012	Ag-108m	-9.76E-01	2.73E+00	8.79E+00	U
MU	56	315942002	11/26/2012	Ag-110m	-2.03E+00	4.63E+00	1.47E+01	U
MU	56	315942002	11/26/2012	Ba-140	-2.74E+00	1.71E+01	5.75E+01	U
MU	56	315942002	11/26/2012	Bc-7	2.40E+01	3.00E+01	9.68E+01	U
MU	56	315942002	11/26/2012	Bi-214	-1.06E+01	1.47E+01	2.73E+01	U
MU	56	315942002	11/26/2012	Ce-141	3.81E+00	4.93E+00	1.43E+01	U
MU	56	315942002	11/26/2012	Ce-144	2.65E+00	1.45E+01	4.77E+01	U
MU	56	315942002	11/26/2012	Co-57	1.60E+00	1.83E+00	5.98E+00	U
MU	56	315942002	11/26/2012	Co-58	2.88E+00	3.52E+00	1.15E+01	U
MU	56	315942002	11/26/2012	Co-60	6.77E+00	4.03E+00	1.29E+01	U
MU	56	315942002	11/26/2012	Cr-51	1.03E+01	2.86E+01	9.51E+01	U
MU	56	315942002	11/26/2012	Cs-134	3.10E+00	4.38E+00	1.31E+01	U
MU	56	315942002	11/26/2012	Cs-137	2.32E+00	3.43E+00	1.14E+01	U
MU	56	315942002	11/26/2012	Fe-59	-2.36E+00	7.03E+00	2.31E+01	U
MU	56	315942002	11/26/2012	I-131	-8.38E+00	6.66E+00	2.04E+01	U
MU	56	315942002	11/26/2012	K-40	1.25E+03	1.21E+02	1.18E+02	
MU	56	315942002	11/26/2012	La-140	1.32E+00	6.10E+00	2.05E+01	U
MU	56	315942002	11/26/2012	Mn-54	3.76E-03	3.57E+00	1.16E+01	U
MU	56	315942002	11/26/2012	Nb-95	7.00E+00	3.90E+00	1.22E+01	U
MU	56	315942002	11/26/2012	Pb-212	-7.29E+00	9.56E+00	2.00E+01	U
MU	56	315942002	11/26/2012	Pb-214	6.20E+00	1.56E+01	2.59E+01	U
MU	56	315942002	11/26/2012	Ra-226	-1.06E+01	1.47E+01	2.73E+01	U
MU	56	315942002	11/26/2012	Ru-103	1.38E+00	3.59E+00	1.16E+01	U
MU	56	315942002	11/26/2012	Ru-106	-1.21E+01	2.95E+01	9.70E+01	U
MU	56	315942002	11/26/2012	Sb-124	-1.51E+01	8.60E+00	2.37E+01	U
MU	56	315942002	11/26/2012	Sb-125	-1.05E+01	8.58E+00	2.60E+01	U
MU	56	315942002	11/26/2012	Se-75	-9.60E-01	3.64E+00	1.22E+01	U
MU	56	315942002	11/26/2012	Th-228	-7.29E+00	9.56E+00	2.00E+01	U
MU	56	315942002	11/26/2012	Th-230	-1.06E+01	1.47E+01	2.73E+01	U
MU	56	315942002	11/26/2012	Tl-208	6.90E+00	7.09E+00	1.10E+01	U
MU	56	315942002	11/26/2012	Zn-65	-8.08E+00	8.04E+00	2.52E+01	U
MU	56	315942002	11/26/2012	Zr-95	7.13E+00	6.35E+00	2.08E+01	U
MU	59	305036002	5/23/2012	Ac-228	2.08E+00	1.09E+01	1.84E+01	U
MU	59	305036002	5/23/2012	Ag-108m	7.72E-01	9.95E-01	3.36E+00	U
MU	59	305036002	5/23/2012	Ag-110m	-8.49E-01	1.13E+00	3.58E+00	U
MU	59	305036002	5/23/2012	Ba-140	-1.66E+00	2.57E+00	8.23E+00	U

# Seabrook REMP Summary of 2012 Data

SAMPLE TYPE	STATION	LSN	END DATE	NUCLIDE	CONC (pCi/kg)	STD.DEV. (pCi/kg)	MDC (pCi/kg)	FLAGS
MU	59	305036002	5/23/2012	Be-7	7.97E+01	1.64E+01	3.38E+01	
MU	59	305036002	5/23/2012	Bi-214	-2.29E+00	3.99E+00	9.25E+00	U
MU	59	305036002	5/23/2012	Ce-141	-2.75E-01	1.94E+00	6.55E+00	U
MU	59	305036002	5/23/2012	Ce-144	5.39E+00	6.58E+00	2.22E+01	U
MU	59	305036002	5/23/2012	Co-57	-9.42E-01	9.15E-01	2.78E+00	U
MU	59	305036002	5/23/2012	Co-58	3.93E-01	1.22E+00	3.98E+00	U
MU	59	305036002	5/23/2012	Co-60	-2.44E+00	1.42E+00	3.92E+00	U
MU	59	305036002	5/23/2012	Cr-51	5.45E+00	1.20E+01	3.91E+01	U
MU	59	305036002	5/23/2012	Cs-134	3.39E+00	1.63E+00	4.96E+00	U
MU	59	305036002	5/23/2012	Cs-137	2.19E-01	1.23E+00	4.05E+00	U
MU	59	305036002	5/23/2012	Fe-59	-8.48E-01	2.82E+00	9.25E+00	U
MU	59	305036002	5/23/2012	I-131	-5.01E+00	3.41E+00	1.00E+01	U
MU	59	305036002	5/23/2012	K-40	1.63E+03	8.52E+01	3.55E+01	
MU	59	305036002	5/23/2012	La-140	-1.66E+00	2.57E+00	8.23E+00	U
MU	59	305036002	5/23/2012	Mn-54	-2.04E+00	1.23E+00	3.44E+00	U
MU	59	305036002	5/23/2012	Nb-95	-6.32E-01	1.28E+00	4.06E+00	U
MU	59	305036002	5/23/2012	Pb-212	-3.07E+00	3.26E+00	7.66E+00	U
MU	59	305036002	5/23/2012	Pb-214	5.84E-01	3.75E+00	9.23E+00	U
MU	59	305036002	5/23/2012	Ra-226	-2.29E+00	3.99E+00	9.25E+00	U
MU	59	305036002	5/23/2012	Ru-103	-4.37E-01	1.28E+00	4.24E+00	U
MU	59	305036002	5/23/2012	Ru-106	5.10E+00	1.05E+01	3.48E+01	U
MU	59	305036002	5/23/2012	Sb-124	1.50E+00	2.91E+00	9.87E+00	U
MU	59	305036002	5/23/2012	Sb-125	-2.12E+00	3.12E+00	9.69E+00	U
MU	59	305036002	5/23/2012	Se-75	4.08E-01	1.52E+00	5.02E+00	U
MU	59	305036002	5/23/2012	Th-228	-3.07E+00	3.26E+00	7.66E+00	U
MU	59	305036002	5/23/2012	Th-230	-2.29E+00	3.99E+00	9.25E+00	U
MU	59	305036002	5/23/2012	Tl-208	-2.44E+00	2.02E+00	4.51E+00	U
MU	59	305036002	5/23/2012	Zn-65	-3.84E-01	2.87E+00	9.46E+00	U
MU	59	305036002	5/23/2012	Zr-95	5.10E-01	2.31E+00	7.55E+00	U
MU	59	315946002	11/19/2012	Ac-228	-1.11E+01	1.59E+01	3.11E+01	U
MU	59	315946002	11/19/2012	Ag-108m	-2.19E+00	1.95E+00	5.94E+00	U
MU	59	315946002	11/19/2012	Ag-110m	3.48E+00	3.06E+00	9.87E+00	U
MU	59	315946002	11/19/2012	Ba-140	-2.94E+00	1.83E+01	6.13E+01	U
MU	59	315946002	11/19/2012	Be-7	1.91E+01	2.15E+01	6.93E+01	U
MU	59	315946002	11/19/2012	Bi-214	4.89E+00	8.47E+00	1.71E+01	U
MU	59	315946002	11/19/2012	Ce-141	7.13E+00	4.15E+00	1.16E+01	U
MU	59	315946002	11/19/2012	Ce-144	2.59E+01	1.19E+01	3.46E+01	U
MU	59	315946002	11/19/2012	Co-57	3.14E+00	1.57E+00	4.73E+00	U
MU	59	315946002	11/19/2012	Co-58	1.48E+00	2.44E+00	7.99E+00	U
MU	59	315946002	11/19/2012	Co-60	-4.94E-01	2.50E+00	8.05E+00	U
MU	59	315946002	11/19/2012	Cr-51	1.88E+01	2.44E+01	8.09E+01	U
MU	59	315946002	11/19/2012	Cs-134	2.47E+00	2.39E+00	7.81E+00	U
MU	59	315946002	11/19/2012	Cs-137	8.89E-01	2.14E+00	7.14E+00	U
MU	59	315946002	11/19/2012	Fe-59	1.70E+00	4.98E+00	1.66E+01	U
MU	59	315946002	11/19/2012	I-131	-4.14E+00	9.02E+00	2.93E+01	U
MU	59	315946002	11/19/2012	K-40	1.03E+03	7.91E+01	6.77E+01	
MU	59	315946002	11/19/2012	La-140	-1.14E+01	6.67E+00	1.85E+01	U
MU	59	315946002	11/19/2012	Mn-54	-1.86E+00	2.18E+00	6.75E+00	U
MU	59	315946002	11/19/2012	Nb-95	2.25E+00	2.43E+00	7.98E+00	U
MU	59	315946002	11/19/2012	Pb-212	4.22E+00	6.13E+00	1.08E+01	U
MU	59	315946002	11/19/2012	Pb-214	1.79E+00	1.21E+01	1.71E+01	U

# Seabrook REMP Summary of 2012 Data

SAMPLE TYPE	STATION	LSN	END DATE	NUCLIDE	CONC (pCi/kg)	STD.DEV. (pCi/kg)	MDC (pCi/kg)	FLAGS
MU	59	315946002	11/19/2012	Ra-226	4.89E+00	8.47E+00	1.71E+01	U
MU	59	315946002	11/19/2012	Ru-103	3.91E+00	2.74E+00	8.59E+00	U
MU	59	315946002	11/19/2012	Ru-106	-1.00E+01	1.91E+01	6.23E+01	U
MU	59	315946002	11/19/2012	Sb-124	-1.33E+01	6.95E+00	1.84E+01	U
MU	59	315946002	11/19/2012	Sb-125	-1.45E+00	5.71E+00	1.84E+01	U
MU	59	315946002	11/19/2012	Se-75	-2.09E+00	2.66E+00	8.72E+00	U
MU	59	315946002	11/19/2012	Th-228	4.22E+00	6.13E+00	1.08E+01	U
MU	59	315946002	11/19/2012	Th-230	4.89E+00	8.47E+00	1.71E+01	U
MU	59	315946002	11/19/2012	Tl-208	-4.32E+00	4.02E+00	7.74E+00	U
MU	59	315946002	11/19/2012	Zn-65	-6.03E+00	5.02E+00	1.52E+01	U
MU	59	315946002	11/19/2012	Zr-95	3.02E+00	4.41E+00	1.45E+01	U

# Seabrook REMP Summary of 2012 Data

SAMPLE TYPE	STATION	LSN	END DATE	NUCLIDE	CONC (pCi/kg)	STD.DEV. (pCi/kg)	MDC (pCi/kg)	FLAGS
SE	02	305046001	5/21/2012	Ac-228	1.54E+03	1.47E+02	7.15E+01	
SE	02	305046001	5/21/2012	Ag-108m	-2.18E+00	4.62E+00	1.60E+01	U
SE	02	305046001	5/21/2012	Ag-110m	-7.06E+00	5.93E+00	1.87E+01	U
SE	02	305046001	5/21/2012	Ba-140	1.88E+01	1.70E+01	4.99E+01	U
SE	02	305046001	5/21/2012	Be-7	-5.09E+01	5.44E+01	1.82E+02	U
SE	02	305046001	5/21/2012	Bi-214	1.03E+03	6.23E+01	3.83E+01	
SE	02	305046001	5/21/2012	Ce-141	8.81E+00	1.19E+01	3.84E+01	U
SE	02	305046001	5/21/2012	Ce-144	-4.02E+01	3.80E+01	1.18E+02	U
SE	02	305046001	5/21/2012	Co-57	-7.83E+00	4.64E+00	1.53E+01	U
SE	02	305046001	5/21/2012	Co-58	-2.94E+00	6.22E+00	2.12E+01	U
SE	02	305046001	5/21/2012	Co-60	1.01E+01	6.93E+00	2.23E+01	U
SE	02	305046001	5/21/2012	Cr-51	6.46E+01	6.53E+01	2.17E+02	U
SE	02	305046001	5/21/2012	Cs-134	7.79E+01	2.18E+01	3.23E+01	UI
SE	02	305046001	5/21/2012	Cs-137	6.18E+00	6.93E+00	2.04E+01	U
SE	02	305046001	5/21/2012	Fe-59	-7.92E+00	1.44E+01	4.70E+01	U
SE	02	305046001	5/21/2012	I-131	5.67E+00	1.75E+01	6.27E+01	U
SE	02	305046001	5/21/2012	K-40	1.42E+04	6.60E+02	1.91E+02	
SE	02	305046001	5/21/2012	La-140	1.88E+01	1.70E+01	4.99E+01	U
SE	02	305046001	5/21/2012	Mn-54	2.44E+01	9.22E+00	2.01E+01	UI
SE	02	305046001	5/21/2012	Nb-95	2.75E+00	8.99E+00	2.40E+01	U
SE	02	305046001	5/21/2012	Pb-212	1.88E+03	1.08E+02	3.38E+01	
SE	02	305046001	5/21/2012	Pb-214	1.29E+03	8.23E+01	4.15E+01	
SE	02	305046001	5/21/2012	Ra-226	1.03E+03	6.23E+01	3.83E+01	
SE	02	305046001	5/21/2012	Ru-103	-1.75E+00	6.37E+00	2.19E+01	U
SE	02	305046001	5/21/2012	Ru-106	4.45E+01	5.19E+01	1.75E+02	U
SE	02	305046001	5/21/2012	Sb-124	6.61E+00	1.26E+01	4.26E+01	U
SE	02	305046001	5/21/2012	Sb-125	-2.15E+00	1.48E+01	5.20E+01	U
SE	02	305046001	5/21/2012	Se-75	-5.48E+00	8.62E+00	2.57E+01	U
SE	02	305046001	5/21/2012	Th-228	1.88E+03	1.08E+02	3.38E+01	
SE	02	305046001	5/21/2012	Th-230	1.03E+03	5.60E+01	3.83E+01	
SE	02	305046001	5/21/2012	Tl-208	4.94E+02	2.84E+01	1.93E+01	
SE	02	305046001	5/21/2012	Zn-65	-4.40E+00	1.59E+01	4.53E+01	U
SE	02	305046001	5/21/2012	Zr-95	3.22E+01	1.56E+01	4.19E+01	U
SE	02	315937001	11/20/2012	Ac-228	1.15E+03	1.15E+02	1.33E+02	
SE	02	315937001	11/20/2012	Ag-108m	-9.37E+00	8.35E+00	2.73E+01	U
SE	02	315937001	11/20/2012	Ag-110m	-1.55E+01	1.56E+01	4.86E+01	U
SE	02	315937001	11/20/2012	Ba-140	-5.67E+01	2.22E+02	7.50E+02	U
SE	02	315937001	11/20/2012	Be-7	8.03E+01	1.08E+02	3.78E+02	U
SE	02	315937001	11/20/2012	Bi-214	7.54E+02	6.11E+01	7.26E+01	
SE	02	315937001	11/20/2012	Ce-141	-4.86E+01	3.36E+01	1.06E+02	U
SE	02	315937001	11/20/2012	Ce-144	-7.00E+01	7.41E+01	2.36E+02	U
SE	02	315937001	11/20/2012	Co-57	2.12E+00	8.62E+00	3.08E+01	U
SE	02	315937001	11/20/2012	Co-58	-6.92E+00	1.52E+01	4.28E+01	U
SE	02	315937001	11/20/2012	Co-60	-1.13E+01	1.29E+01	3.98E+01	U
SE	02	315937001	11/20/2012	Cr-51	1.17E+02	1.75E+02	6.07E+02	U
SE	02	315937001	11/20/2012	Cs-134	8.30E+01	2.55E+01	4.96E+01	UI
SE	02	315937001	11/20/2012	Cs-137	-2.27E+00	1.04E+01	3.59E+01	U
SE	02	315937001	11/20/2012	Fe-59	-1.06E+02	4.59E+01	1.16E+02	U
SE	02	315937001	11/20/2012	I-131	1.28E+02	1.69E+02	6.08E+02	U



# Seabrook REMP Summary of 2012 Data

SAMPLE TYPE	STATION	LSN	END DATE	NUCLIDE	CONC (pCi/kg)	STD.DEV. (pCi/kg)	MDC (pCi/kg)	FLAGS
SE	02	315937001	11/20/2012	K-40	1.47E+04	7.91E+02	3.42E+02	
SE	02	315937001	11/20/2012	La-140	1.58E+01	9.69E+01	2.28E+02	U
SE	02	315937001	11/20/2012	Mn-54	2.77E+00	1.23E+01	4.20E+01	U
SE	02	315937001	11/20/2012	Nb-95	6.67E+01	2.32E+01	5.96E+01	UI
SE	02	315937001	11/20/2012	Pb-212	1.29E+03	7.72E+01	5.93E+01	
SE	02	315937001	11/20/2012	Pb-214	9.19E+02	7.18E+01	7.60E+01	
SE	02	315937001	11/20/2012	Ra-226	7.54E+02	6.11E+01	7.26E+01	
SE	02	315937001	11/20/2012	Ru-103	-9.03E+00	1.52E+01	5.10E+01	U
SE	02	315937001	11/20/2012	Ru-106	-6.02E+00	9.10E+01	3.19E+02	U
SE	02	315937001	11/20/2012	Sb-124	-2.33E+01	2.98E+01	7.32E+01	U
SE	02	315937001	11/20/2012	Sb-125	-2.00E+01	2.48E+01	8.35E+01	U
SE	02	315937001	11/20/2012	Se-75	6.57E+00	1.65E+01	5.14E+01	U
SE	02	315937001	11/20/2012	Th-228	1.29E+03	7.72E+01	5.93E+01	
SE	02	315937001	11/20/2012	Th-230	7.54E+02	5.78E+01	7.26E+01	
SE	02	315937001	11/20/2012	Tl-208	3.55E+02	2.97E+01	3.13E+01	
SE	02	315937001	11/20/2012	Zn-65	2.56E+00	3.25E+01	9.43E+01	U
SE	02	315937001	11/20/2012	Zr-95	-2.43E+00	2.52E+01	8.59E+01	U
SE	07	305047001	5/23/2012	Ac-228	3.03E+02	4.15E+01	5.96E+01	
SE	07	305047001	5/23/2012	Ag-108m	-3.28E+00	3.88E+00	1.31E+01	U
SE	07	305047001	5/23/2012	Ag-110m	8.10E+00	4.91E+00	1.58E+01	U
SE	07	305047001	5/23/2012	Ba-140	2.30E+00	8.39E+00	2.85E+01	U
SE	07	305047001	5/23/2012	Be-7	9.82E+01	4.82E+01	1.52E+02	U
SE	07	305047001	5/23/2012	Bi-214	2.65E+02	2.58E+01	3.14E+01	
SE	07	305047001	5/23/2012	Ce-141	1.82E+01	9.56E+00	2.76E+01	U
SE	07	305047001	5/23/2012	Ce-144	-1.28E+01	2.88E+01	8.94E+01	U
SE	07	305047001	5/23/2012	Co-57	-8.38E-01	3.28E+00	1.17E+01	U
SE	07	305047001	5/23/2012	Co-58	-2.84E+00	5.21E+00	1.69E+01	U
SE	07	305047001	5/23/2012	Co-60	-3.27E+00	5.35E+00	1.72E+01	U
SE	07	305047001	5/23/2012	Cr-51	-1.39E+01	4.64E+01	1.55E+02	U
SE	07	305047001	5/23/2012	Cs-134	2.42E+01	9.63E+00	2.08E+01	UI
SE	07	305047001	5/23/2012	Cs-137	-1.05E+01	5.61E+00	1.63E+01	U
SE	07	305047001	5/23/2012	Fe-59	-1.31E+01	1.23E+01	3.90E+01	U
SE	07	305047001	5/23/2012	I-131	-1.49E+00	1.19E+01	4.19E+01	U
SE	07	305047001	5/23/2012	K-40	1.67E+04	8.03E+02	1.47E+02	
SE	07	305047001	5/23/2012	La-140	2.30E+00	8.39E+00	2.85E+01	U
SE	07	305047001	5/23/2012	Mn-54	-2.38E+00	4.80E+00	1.63E+01	U
SE	07	305047001	5/23/2012	Nb-95	7.11E+00	5.52E+00	1.79E+01	U
SE	07	305047001	5/23/2012	Pb-212	3.84E+02	2.45E+01	2.54E+01	
SE	07	305047001	5/23/2012	Pb-214	3.38E+02	2.81E+01	3.30E+01	
SE	07	305047001	5/23/2012	Ra-226	2.65E+02	2.58E+01	3.14E+01	
SE	07	305047001	5/23/2012	Ru-103	6.59E-01	4.93E+00	1.70E+01	U
SE	07	305047001	5/23/2012	Ru-106	-1.96E+01	4.11E+01	1.37E+02	U
SE	07	305047001	5/23/2012	Sb-124	8.33E+00	9.16E+00	3.12E+01	U
SE	07	305047001	5/23/2012	Sb-125	2.62E+01	1.32E+01	4.22E+01	U
SE	07	305047001	5/23/2012	Se-75	-4.59E+00	6.98E+00	2.03E+01	U
SE	07	305047001	5/23/2012	Th-228	3.84E+02	2.45E+01	2.54E+01	
SE	07	305047001	5/23/2012	Th-230	2.65E+02	2.48E+01	3.14E+01	
SE	07	305047001	5/23/2012	Tl-208	9.96E+01	1.14E+01	1.48E+01	
SE	07	305047001	5/23/2012	Zn-65	3.94E+00	1.42E+01	4.12E+01	U
SE	07	305047001	5/23/2012	Zr-95	7.37E+00	9.26E+00	3.08E+01	U
SE	07	315939001	11/20/2012	Ac-228	5.00E+02	1.06E+02	1.61E+02	

# Seabrook REMP Summary of 2012 Data

SAMPLE TYPE	STATION	LSN	END DATE	NUCLIDE	CONC (pCi/kg)	STD.DEV. (pCi/kg)	MDC (pCi/kg)	FLAGS
SE	07	315939001	11/20/2012	Ag-108m	-1.41E+01	9.89E+00	2.98E+01	U
SE	07	315939001	11/20/2012	Ag-110m	-3.78E+01	1.99E+01	5.04E+01	U
SE	07	315939001	11/20/2012	Ba-140	2.09E+02	2.18E+02	7.81E+02	U
SE	07	315939001	11/20/2012	Be-7	2.92E+01	1.39E+02	4.19E+02	U
SE	07	315939001	11/20/2012	Bi-214	2.49E+02	4.71E+01	7.78E+01	
SE	07	315939001	11/20/2012	Ce-141	2.66E-01	2.55E+01	9.20E+01	U
SE	07	315939001	11/20/2012	Ce-144	-4.66E+01	5.81E+01	2.02E+02	U
SE	07	315939001	11/20/2012	Co-57	-5.08E+00	7.22E+00	2.56E+01	U
SE	07	315939001	11/20/2012	Co-58	6.30E+00	1.53E+01	5.26E+01	U
SE	07	315939001	11/20/2012	Co-60	-6.32E+00	1.36E+01	4.30E+01	U
SE	07	315939001	11/20/2012	Cr-51	1.06E+02	1.84E+02	6.66E+02	U
SE	07	315939001	11/20/2012	Cs-134	1.14E+01	1.41E+01	4.89E+01	U
SE	07	315939001	11/20/2012	Cs-137	1.19E+01	1.13E+01	4.02E+01	U
SE	07	315939001	11/20/2012	Fe-59	-4.84E+00	4.30E+01	1.45E+02	U
SE	07	315939001	11/20/2012	I-131	-2.15E+02	1.81E+02	5.75E+02	U
SE	07	315939001	11/20/2012	K-40	1.82E+04	1.01E+03	2.46E+02	
SE	07	315939001	11/20/2012	La-140	-3.13E+01	8.45E+01	2.73E+02	U
SE	07	315939001	11/20/2012	Mn-54	2.71E+01	1.42E+01	4.52E+01	U
SE	07	315939001	11/20/2012	Nb-95	8.57E+01	2.48E+01	5.56E+01	UI
SE	07	315939001	11/20/2012	Pb-212	5.00E+02	4.39E+01	5.38E+01	
SE	07	315939001	11/20/2012	Pb-214	3.45E+02	4.57E+01	7.74E+01	
SE	07	315939001	11/20/2012	Ra-226	2.49E+02	4.71E+01	7.78E+01	
SE	07	315939001	11/20/2012	Ru-103	2.30E+00	1.86E+01	6.32E+01	U
SE	07	315939001	11/20/2012	Ru-106	-4.06E+01	1.01E+02	3.45E+02	U
SE	07	315939001	11/20/2012	Sb-124	-2.98E+01	2.69E+01	7.10E+01	U
SE	07	315939001	11/20/2012	Sb-125	5.57E+01	3.14E+01	1.07E+02	U
SE	07	315939001	11/20/2012	Se-75	-1.55E+01	1.50E+01	5.11E+01	U
SE	07	315939001	11/20/2012	Th-228	5.00E+02	4.39E+01	5.38E+01	
SE	07	315939001	11/20/2012	Th-230	2.49E+02	4.66E+01	7.78E+01	
SE	07	315939001	11/20/2012	Tl-208	1.57E+02	2.38E+01	3.63E+01	
SE	07	315939001	11/20/2012	Zn-65	-1.69E+00	3.84E+01	1.11E+02	U
SE	07	315939001	11/20/2012	Zr-95	-2.53E+00	2.88E+01	9.75E+01	U
SE	08	305047002	5/23/2012	Ac-228	2.91E+02	4.47E+01	5.91E+01	
SE	08	305047002	5/23/2012	Ag-108m	-2.79E+00	3.69E+00	1.21E+01	U
SE	08	305047002	5/23/2012	Ag-110m	-2.78E+00	4.24E+00	1.43E+01	U
SE	08	305047002	5/23/2012	Ba-140	-1.38E+01	9.53E+00	2.74E+01	U
SE	08	305047002	5/23/2012	Be-7	4.75E+01	4.08E+01	1.36E+02	U
SE	08	305047002	5/23/2012	Bi-214	2.07E+02	2.47E+01	3.16E+01	
SE	08	305047002	5/23/2012	Ce-141	-4.20E+00	7.89E+00	2.38E+01	U
SE	08	305047002	5/23/2012	Ce-144	2.09E+01	2.36E+01	8.11E+01	U
SE	08	305047002	5/23/2012	Co-57	-2.24E+00	3.05E+00	1.04E+01	U
SE	08	305047002	5/23/2012	Co-58	-6.83E+00	5.08E+00	1.57E+01	U
SE	08	305047002	5/23/2012	Co-60	5.33E+00	5.33E+00	1.79E+01	U
SE	08	305047002	5/23/2012	Cr-51	-9.04E+00	4.42E+01	1.48E+02	U
SE	08	305047002	5/23/2012	Cs-134	2.25E+01	7.89E+00	2.14E+01	UI
SE	08	305047002	5/23/2012	Cs-137	-2.97E+00	4.73E+00	1.59E+01	U
SE	08	305047002	5/23/2012	Fe-59	-1.96E+01	1.36E+01	4.22E+01	U
SE	08	305047002	5/23/2012	I-131	-5.38E+00	1.17E+01	3.99E+01	U
SE	08	305047002	5/23/2012	K-40	1.94E+04	8.59E+02	1.31E+02	
SE	08	305047002	5/23/2012	La-140	-1.38E+01	9.52E+00	2.74E+01	U
SE	08	305047002	5/23/2012	Mn-54	1.07E-01	4.85E+00	1.63E+01	U

# Seabrook REMP Summary of 2012 Data

SAMPLE TYPE	STATION	LSN	END DATE	NUCLIDE	CONC (pCi/kg)	STD.DEV. (pCi/kg)	MDC (pCi/kg)	FLAGS
SE	08	305047002	5/23/2012	Nb-95	5.87E+00	5.57E+00	1.87E+01	U
SE	08	305047002	5/23/2012	Pb-212	3.56E+02	2.32E+01	2.34E+01	
SE	08	305047002	5/23/2012	Pb-214	3.02E+02	2.71E+01	3.10E+01	
SE	08	305047002	5/23/2012	Ra-226	2.07E+02	2.47E+01	3.16E+01	
SE	08	305047002	5/23/2012	Ru-103	-1.70E+00	5.05E+00	1.67E+01	U
SE	08	305047002	5/23/2012	Ru-106	-2.58E+01	4.03E+01	1.36E+02	U
SE	08	305047002	5/23/2012	Sb-124	8.68E+00	8.71E+00	2.92E+01	U
SE	08	305047002	5/23/2012	Sb-125	1.79E+01	1.19E+01	3.89E+01	U
SE	08	305047002	5/23/2012	Se-75	8.48E+00	6.14E+00	1.87E+01	U
SE	08	305047002	5/23/2012	Th-228	3.56E+02	2.32E+01	2.34E+01	
SE	08	305047002	5/23/2012	Th-230	2.07E+02	2.40E+01	3.16E+01	
SE	08	305047002	5/23/2012	Tl-208	9.99E+01	1.26E+01	1.47E+01	
SE	08	305047002	5/23/2012	Zn-65	2.13E+01	1.51E+01	4.38E+01	U
SE	08	305047002	5/23/2012	Zr-95	1.19E+01	9.36E+00	3.13E+01	U
SE	08	315939002	11/20/2012	Ac-228	-4.57E+01	5.81E+01	1.70E+02	U
SE	08	315939002	11/20/2012	Ag-108m	1.27E+00	1.16E+01	4.00E+01	U
SE	08	315939002	11/20/2012	Ag-110m	-1.37E+01	1.83E+01	5.57E+01	U
SE	08	315939002	11/20/2012	Ba-140	4.90E+02	3.00E+02	1.04E+03	U
SE	08	315939002	11/20/2012	Be-7	7.68E+01	1.36E+02	4.77E+02	U
SE	08	315939002	11/20/2012	Bi-214	-5.36E+01	3.32E+01	1.02E+02	U
SE	08	315939002	11/20/2012	Ce-141	8.29E+01	7.39E+01	8.92E+01	U
SE	08	315939002	11/20/2012	Ce-144	1.59E+02	6.88E+01	2.28E+02	U
SE	08	315939002	11/20/2012	Co-57	-8.26E+00	7.91E+00	2.32E+01	U
SE	08	315939002	11/20/2012	Co-58	-1.86E+01	1.83E+01	5.48E+01	U
SE	08	315939002	11/20/2012	Co-60	3.85E+01	1.65E+01	5.84E+01	U
SE	08	315939002	11/20/2012	Cr-51	2.74E+02	2.02E+02	7.28E+02	U
SE	08	315939002	11/20/2012	Cs-134	1.56E+01	1.72E+01	6.05E+01	U
SE	08	315939002	11/20/2012	Cs-137	2.32E+01	1.44E+01	5.13E+01	U
SE	08	315939002	11/20/2012	Fe-59	-2.22E+01	3.84E+01	1.22E+02	U
SE	08	315939002	11/20/2012	I-131	4.15E+02	2.32E+02	8.13E+02	U
SE	08	315939002	11/20/2012	K-40	1.90E+02	1.91E+02	6.99E+02	U
SE	08	315939002	11/20/2012	La-140	7.71E+01	8.42E+01	3.11E+02	U
SE	08	315939002	11/20/2012	Mn-54	1.92E+00	1.47E+01	4.98E+01	U
SE	08	315939002	11/20/2012	Nb-95	-4.65E+00	1.78E+01	5.92E+01	U
SE	08	315939002	11/20/2012	Pb-212	5.67E+01	3.62E+01	5.90E+01	U
SE	08	315939002	11/20/2012	Pb-214	3.39E+00	3.05E+01	1.10E+02	U
SE	08	315939002	11/20/2012	Ra-226	-5.36E+01	3.32E+01	1.02E+02	U
SE	08	315939002	11/20/2012	Ru-103	1.19E+01	2.03E+01	7.07E+01	U
SE	08	315939002	11/20/2012	Ru-106	1.38E+02	1.28E+02	4.60E+02	U
SE	08	315939002	11/20/2012	Sb-124	3.60E+01	4.37E+01	1.58E+02	U
SE	08	315939002	11/20/2012	Sb-125	2.81E+01	3.20E+01	1.14E+02	U
SE	08	315939002	11/20/2012	Se-75	2.14E+01	2.47E+01	5.62E+01	U
SE	08	315939002	11/20/2012	Th-228	5.67E+01	3.62E+01	5.90E+01	U
SE	08	315939002	11/20/2012	Th-230	-5.36E+01	3.32E+01	1.02E+02	U
SE	08	315939002	11/20/2012	Tl-208	-1.05E+01	1.41E+01	4.87E+01	U
SE	08	315939002	11/20/2012	Zn-65	-2.54E+01	3.70E+01	9.70E+01	U
SE	08	315939002	11/20/2012	Zr-95	-3.15E+01	3.13E+01	9.45E+01	U
SE	52	305046002	5/21/2012	Ac-228	4.39E+02	4.82E+01	5.57E+01	
SE	52	305046002	5/21/2012	Ag-108m	-8.23E+00	3.96E+00	1.10E+01	U
SE	52	305046002	5/21/2012	Ag-110m	-4.53E+00	4.09E+00	1.32E+01	U
SE	52	305046002	5/21/2012	Ba-140	3.86E+00	8.56E+00	2.88E+01	U

# Seabrook REMP Summary of 2012 Data

SAMPLE TYPE	STATION	LSN	END DATE	NUCLIDE	CONC (pCi/kg)	STD.DEV. (pCi/kg)	MDC (pCi/kg)	FLAGS
SE	52	305046002	5/21/2012	Be-7	1.96E+01	3.55E+01	1.25E+02	U
SE	52	305046002	5/21/2012	Bi-214	3.10E+02	2.41E+01	2.72E+01	
SE	52	305046002	5/21/2012	Ce-141	1.02E+01	7.88E+00	2.42E+01	U
SE	52	305046002	5/21/2012	Ce-144	-5.85E+01	2.84E+01	7.52E+01	U
SE	52	305046002	5/21/2012	Co-57	1.68E+00	2.82E+00	1.02E+01	U
SE	52	305046002	5/21/2012	Co-58	-5.40E+00	4.77E+00	1.50E+01	U
SE	52	305046002	5/21/2012	Co-60	6.85E-01	4.84E+00	1.64E+01	U
SE	52	305046002	5/21/2012	Cr-51	-4.87E+01	4.43E+01	1.44E+02	U
SE	52	305046002	5/21/2012	Cs-134	2.77E+01	9.59E+00	1.88E+01	UI
SE	52	305046002	5/21/2012	Cs-137	-3.54E+00	4.40E+00	1.45E+01	U
SE	52	305046002	5/21/2012	Fe-59	5.16E+00	1.12E+01	3.71E+01	U
SE	52	305046002	5/21/2012	I-131	6.25E+00	1.28E+01	4.34E+01	U
SE	52	305046002	5/21/2012	K-40	1.61E+04	7.52E+02	1.12E+02	
SE	52	305046002	5/21/2012	La-140	3.86E+00	8.56E+00	2.88E+01	U
SE	52	305046002	5/21/2012	Mn-54	-1.04E+00	4.51E+00	1.50E+01	U
SE	52	305046002	5/21/2012	Nb-95	1.44E+01	6.54E+00	1.76E+01	U
SE	52	305046002	5/21/2012	Pb-212	4.25E+02	2.56E+01	2.17E+01	
SE	52	305046002	5/21/2012	Pb-214	3.84E+02	2.79E+01	2.80E+01	
SE	52	305046002	5/21/2012	Ra-226	3.10E+02	2.41E+01	2.72E+01	
SE	52	305046002	5/21/2012	Ru-103	-9.68E-01	4.43E+00	1.54E+01	U
SE	52	305046002	5/21/2012	Ru-106	-1.05E+01	3.67E+01	1.25E+02	U
SE	52	305046002	5/21/2012	Sb-124	1.37E+00	8.16E+00	2.72E+01	U
SE	52	305046002	5/21/2012	Sb-125	2.72E+01	1.18E+01	3.52E+01	U
SE	52	305046002	5/21/2012	Sc-75	3.94E-01	5.35E+00	1.71E+01	U
SE	52	305046002	5/21/2012	Th-228	4.25E+02	2.56E+01	2.17E+01	
SE	52	305046002	5/21/2012	Th-230	3.10E+02	2.26E+01	2.72E+01	
SE	52	305046002	5/21/2012	Tl-208	1.51E+02	1.10E+01	1.38E+01	
SE	52	305046002	5/21/2012	Zn-65	3.26E+00	1.29E+01	3.66E+01	U
SE	52	305046002	5/21/2012	Zr-95	-1.53E+01	9.18E+00	2.74E+01	U
SE	52	315937002	11/19/2012	Ac-228	2.52E+03	2.71E+02	2.48E+02	
SE	52	315937002	11/19/2012	Ag-108m	-1.64E+01	1.51E+01	4.82E+01	U
SE	52	315937002	11/19/2012	Ag-110m	6.27E+01	3.26E+01	1.08E+02	U
SE	52	315937002	11/19/2012	Ba-140	5.27E+02	4.46E+02	1.48E+03	U
SE	52	315937002	11/19/2012	Be-7	3.71E+01	2.05E+02	7.02E+02	U
SE	52	315937002	11/19/2012	Bi-214	1.71E+03	1.31E+02	1.28E+02	
SE	52	315937002	11/19/2012	Ce-141	5.82E+00	4.22E+01	1.51E+02	U
SE	52	315937002	11/19/2012	Ce-144	1.30E+02	9.25E+01	3.22E+02	U
SE	52	315937002	11/19/2012	Co-57	9.27E+00	1.08E+01	3.90E+01	U
SE	52	315937002	11/19/2012	Co-58	-9.96E+00	2.97E+01	8.48E+01	U
SE	52	315937002	11/19/2012	Co-60	-1.49E+01	2.24E+01	7.04E+01	U
SE	52	315937002	11/19/2012	Cr-51	-6.78E+02	3.14E+02	8.91E+02	U
SE	52	315937002	11/19/2012	Cs-134	7.01E+01	3.08E+01	9.71E+01	U
SE	52	315937002	11/19/2012	Cs-137	-9.04E+00	2.01E+01	6.83E+01	U
SE	52	315937002	11/19/2012	Fe-59	-1.09E+02	7.08E+01	2.02E+02	U
SE	52	315937002	11/19/2012	I-131	-2.62E+01	3.30E+02	1.01E+03	U
SE	52	315937002	11/19/2012	K-40	1.24E+04	8.92E+02	5.80E+02	
SE	52	315937002	11/19/2012	La-140	1.08E+02	1.91E+02	5.63E+02	U
SE	52	315937002	11/19/2012	Mn-54	1.53E+01	2.31E+01	7.53E+01	U
SE	52	315937002	11/19/2012	Nb-95	1.52E+02	4.86E+01	1.30E+02	UI
SE	52	315937002	11/19/2012	Pb-212	2.81E+03	1.66E+02	8.79E+01	
SE	52	315937002	11/19/2012	Pb-214	2.10E+03	1.46E+02	1.21E+02	

# Seabrook REMP Summary of 2012 Data

SAMPLE TYPE	STATION	LSN	END DATE	NUCLIDE	CONC (pCi/kg)	STD.DEV. (pCi/kg)	MDC (pCi/kg)	FLAGS
SE	52	315937002	11/19/2012	Ra-226	1.71E+03	1.31E+02	1.28E+02	
SE	52	315937002	11/19/2012	Ru-103	2.65E+00	3.01E+01	1.02E+02	U
SE	52	315937002	11/19/2012	Ru-106	-1.56E+02	1.59E+02	5.19E+02	U
SE	52	315937002	11/19/2012	Sb-124	9.92E+01	6.11E+01	2.20E+02	U
SE	52	315937002	11/19/2012	Sb-125	-2.61E+01	4.65E+01	1.56E+02	U
SE	52	315937002	11/19/2012	Se-75	2.77E+00	2.44E+01	7.84E+01	U
SE	52	315937002	11/19/2012	Th-228	2.81E+03	1.66E+02	8.79E+01	
SE	52	315937002	11/19/2012	Th-230	1.71E+03	1.23E+02	1.28E+02	
SE	52	315937002	11/19/2012	Tl-208	8.98E+02	6.18E+01	6.06E+01	
SE	52	315937002	11/19/2012	Zn-65	-6.24E+01	5.94E+01	1.54E+02	U
SE	52	315937002	11/19/2012	Zr-95	1.50E+02	7.34E+01	1.84E+02	U
SE	57	305047003	5/23/2012	Ac-228	2.99E+03	1.97E+02	1.05E+02	
SE	57	305047003	5/23/2012	Ag-108m	8.15E+00	7.69E+00	2.51E+01	U
SE	57	305047003	5/23/2012	Ag-110m	1.56E+01	9.34E+00	2.99E+01	U
SE	57	305047003	5/23/2012	Ba-140	9.15E+01	3.08E+01	7.44E+01	UI
SE	57	305047003	5/23/2012	Be-7	-7.86E+00	7.59E+01	2.64E+02	U
SE	57	305047003	5/23/2012	Bi-214	1.85E+03	1.05E+02	5.61E+01	
SE	57	305047003	5/23/2012	Ce-141	1.39E+01	1.60E+01	4.75E+01	U
SE	57	305047003	5/23/2012	Ce-144	-5.27E+01	4.92E+01	1.52E+02	U
SE	57	305047003	5/23/2012	Co-57	-7.66E+00	5.82E+00	1.87E+01	U
SE	57	305047003	5/23/2012	Co-58	-2.25E+01	1.07E+01	2.91E+01	U
SE	57	305047003	5/23/2012	Co-60	6.13E+00	9.68E+00	3.20E+01	U
SE	57	305047003	5/23/2012	Cr-51	-4.68E+00	8.37E+01	2.85E+02	U
SE	57	305047003	5/23/2012	Cs-134	1.37E+02	3.76E+01	5.09E+01	UI
SE	57	305047003	5/23/2012	Cs-137	4.65E+00	1.07E+01	3.13E+01	U
SE	57	305047003	5/23/2012	Fe-59	-5.08E+01	2.35E+01	6.36E+01	U
SE	57	305047003	5/23/2012	I-131	2.04E+01	2.25E+01	7.51E+01	U
SE	57	305047003	5/23/2012	K-40	1.21E+04	6.29E+02	2.67E+02	
SE	57	305047003	5/23/2012	La-140	9.15E+01	3.06E+01	7.44E+01	UI
SE	57	305047003	5/23/2012	Mn-54	3.42E+01	9.77E+00	3.12E+01	UI
SE	57	305047003	5/23/2012	Nb-95	4.67E+01	1.61E+01	3.74E+01	UI
SE	57	305047003	5/23/2012	Pb-212	3.07E+03	1.60E+02	4.38E+01	
SE	57	305047003	5/23/2012	Pb-214	2.17E+03	1.29E+02	5.81E+01	
SE	57	305047003	5/23/2012	Ra-226	1.85E+03	1.05E+02	5.61E+01	
SE	57	305047003	5/23/2012	Ru-103	-1.03E+01	9.32E+00	3.06E+01	U
SE	57	305047003	5/23/2012	Ru-106	-8.31E+01	7.87E+01	2.54E+02	U
SE	57	305047003	5/23/2012	Sb-124	2.11E+01	2.00E+01	6.72E+01	U
SE	57	305047003	5/23/2012	Sb-125	9.88E+00	2.32E+01	7.72E+01	U
SE	57	305047003	5/23/2012	Se-75	-7.84E+00	1.13E+01	3.34E+01	U
SE	57	305047003	5/23/2012	Th-228	3.07E+03	1.60E+02	4.38E+01	
SE	57	305047003	5/23/2012	Th-230	1.85E+03	9.35E+01	5.61E+01	
SE	57	305047003	5/23/2012	Tl-208	8.86E+02	4.88E+01	2.99E+01	
SE	57	305047003	5/23/2012	Zn-65	-5.18E+00	2.25E+01	6.42E+01	U
SE	57	305047003	5/23/2012	Zr-95	3.49E+01	2.04E+01	6.42E+01	U
SE	57	315939003	11/19/2012	Ac-228	4.23E+02	8.41E+01	1.40E+02	
SE	57	315939003	11/19/2012	Ag-108m	-5.63E+00	8.22E+00	2.64E+01	U
SE	57	315939003	11/19/2012	Ag-110m	1.36E+01	1.53E+01	5.29E+01	U
SE	57	315939003	11/19/2012	Ba-140	-1.66E+02	2.31E+02	7.65E+02	U
SE	57	315939003	11/19/2012	Be-7	-1.84E+02	1.15E+02	3.47E+02	U
SE	57	315939003	11/19/2012	Bi-214	3.45E+02	5.44E+01	7.18E+01	
SE	57	315939003	11/19/2012	Ce-141	6.05E+01	3.08E+01	1.03E+02	U

# Seabrook REMP Summary of 2012 Data

SAMPLE TYPE	STATION	LSN	END DATE	NUCLIDE	CONC (pCi/kg)	STD.DEV. (pCi/kg)	MDC (pCi/kg)	FLAGS
SE	57	315939003	11/19/2012	Ce-144	-2.26E+01	5.44E+01	1.96E+02	U
SE	57	315939003	11/19/2012	Co-57	-1.94E+01	8.25E+00	2.35E+01	U
SE	57	315939003	11/19/2012	Co-58	-1.17E+00	1.41E+01	4.75E+01	U
SE	57	315939003	11/19/2012	Co-60	-2.87E+00	1.06E+01	3.50E+01	U
SE	57	315939003	11/19/2012	Cr-51	-4.19E+01	1.64E+02	5.59E+02	U
SE	57	315939003	11/19/2012	Cs-134	4.20E+01	2.25E+01	4.53E+01	U
SE	57	315939003	11/19/2012	Cs-137	-1.55E+01	1.11E+01	3.33E+01	U
SE	57	315939003	11/19/2012	Fe-59	-4.30E+01	3.97E+01	1.24E+02	U
SE	57	315939003	11/19/2012	I-131	-3.91E+01	1.90E+02	6.44E+02	U
SE	57	315939003	11/19/2012	K-40	1.61E+04	9.57E+02	3.31E+02	
SE	57	315939003	11/19/2012	La-140	6.79E+01	8.01E+01	2.82E+02	U
SE	57	315939003	11/19/2012	Mn-54	2.84E+01	1.43E+01	4.30E+01	U
SE	57	315939003	11/19/2012	Nb-95	-2.21E+01	1.77E+01	5.40E+01	U
SE	57	315939003	11/19/2012	Pb-212	4.42E+02	3.82E+01	5.39E+01	
SE	57	315939003	11/19/2012	Pb-214	3.63E+02	4.71E+01	6.44E+01	
SE	57	315939003	11/19/2012	Ra-226	3.45E+02	5.44E+01	7.18E+01	
SE	57	315939003	11/19/2012	Ru-103	-1.88E+01	1.57E+01	5.00E+01	U
SE	57	315939003	11/19/2012	Ru-106	-6.67E+01	8.65E+01	2.83E+02	U
SE	57	315939003	11/19/2012	Sb-124	-1.70E+01	2.60E+01	7.73E+01	U
SE	57	315939003	11/19/2012	Sb-125	4.13E+01	2.69E+01	9.11E+01	U
SE	57	315939003	11/19/2012	Sc-75	-5.86E+00	1.38E+01	4.74E+01	U
SE	57	315939003	11/19/2012	Th-228	4.42E+02	3.82E+01	5.39E+01	
SE	57	315939003	11/19/2012	Th-230	3.45E+02	5.36E+01	7.18E+01	
SE	57	315939003	11/19/2012	Tl-208	1.38E+02	2.00E+01	3.06E+01	
SE	57	315939003	11/19/2012	Zn-65	-9.30E+00	3.64E+01	1.06E+02	U
SE	57	315939003	11/19/2012	Zr-95	2.07E+00	2.48E+01	8.47E+01	U



# Seabrook REMP Summary of 2012 Data

SAMPLE TYPE	STATION	LSN	END DATE	NUCLIDE	CONC (pCi/kg)	STD.DEV. (pCi/kg)	MDC (pCi/kg)	FLAGS
TF	02	306446001	6/19/2012	Ac-228	-5.13E+00	5.42E+00	1.19E+01	U
TF	02	306446001	6/19/2012	Ag-108m	-2.97E-01	6.92E-01	2.23E+00	U
TF	02	306446001	6/19/2012	Ag-110m	-1.42E+00	8.44E-01	2.33E+00	U
TF	02	306446001	6/19/2012	Ba-140	-1.55E+00	1.09E+00	3.14E+00	U
TF	02	306446001	6/19/2012	Be-7	2.78E+01	9.47E+00	2.45E+01	UI
TF	02	306446001	6/19/2012	Ce-141	-9.29E-01	1.16E+00	3.61E+00	U
TF	02	306446001	6/19/2012	Ce-144	-6.74E+00	4.94E+00	1.47E+01	U
TF	02	306446001	6/19/2012	Co-57	-2.90E-01	5.80E-01	1.85E+00	U
TF	02	306446001	6/19/2012	Co-58	-1.10E-01	7.14E-01	2.37E+00	U
TF	02	306446001	6/19/2012	Co-60	3.86E-01	8.94E-01	2.92E+00	U
TF	02	306446001	6/19/2012	Cr-51	-1.48E-01	6.38E+00	2.13E+01	U
TF	02	306446001	6/19/2012	Cs-134	6.36E-01	9.63E-01	3.24E+00	U
TF	02	306446001	6/19/2012	Cs-137	9.30E-01	8.35E-01	2.81E+00	U
TF	02	306446001	6/19/2012	Fe-59	-2.99E-01	1.74E+00	5.67E+00	U
TF	02	306446001	6/19/2012	I-131	-5.06E-01	9.67E-01	3.14E+00	U
TF	02	306446001	6/19/2012	K-40	1.09E+03	6.02E+01	2.64E+01	
TF	02	306446001	6/19/2012	La-140	-1.55E+00	1.09E+00	3.14E+00	U
TF	02	306446001	6/19/2012	Mn-54	-1.12E+00	7.90E-01	2.36E+00	U
TF	02	306446001	6/19/2012	Nb-95	-8.12E-01	7.59E-01	2.38E+00	U
TF	02	306446001	6/19/2012	Ru-103	-8.80E-01	7.91E-01	2.40E+00	U
TF	02	306446001	6/19/2012	Ru-106	-8.60E+00	7.74E+00	2.31E+01	U
TF	02	306446001	6/19/2012	Sb-124	-8.22E-01	1.70E+00	5.45E+00	U
TF	02	306446001	6/19/2012	Sb-125	-1.26E+00	2.07E+00	6.61E+00	U
TF	02	306446001	6/19/2012	Se-75	-3.61E-01	9.33E-01	3.10E+00	U
TF	02	306446001	6/19/2012	Th-228	1.22E+00	2.16E+00	4.91E+00	U
TF	02	306446001	6/19/2012	Zn-65	-4.19E-01	1.94E+00	6.30E+00	U
TF	02	306446001	6/19/2012	Zr-95	-1.46E+00	1.31E+00	4.08E+00	U
TF	02	308742001	7/26/2012	Ac-228	3.31E+00	6.04E+00	1.58E+01	U
TF	02	308742001	7/26/2012	Ag-108m	2.77E-01	9.27E-01	3.01E+00	U
TF	02	308742001	7/26/2012	Ag-110m	5.94E-01	9.62E-01	3.22E+00	U
TF	02	308742001	7/26/2012	Ba-140	1.05E+00	1.53E+00	5.09E+00	U
TF	02	308742001	7/26/2012	Be-7	8.42E+00	9.02E+00	2.90E+01	U
TF	02	308742001	7/26/2012	Ce-141	1.96E+00	2.62E+00	4.43E+00	U
TF	02	308742001	7/26/2012	Ce-144	-2.87E+00	5.89E+00	1.86E+01	U
TF	02	308742001	7/26/2012	Co-57	3.71E-01	7.68E-01	2.47E+00	U
TF	02	308742001	7/26/2012	Co-58	-1.51E+00	1.09E+00	3.21E+00	U
TF	02	308742001	7/26/2012	Co-60	3.24E-01	1.22E+00	4.05E+00	U
TF	02	308742001	7/26/2012	Cr-51	-7.20E+00	8.91E+00	2.83E+01	U
TF	02	308742001	7/26/2012	Cs-134	2.40E+00	1.44E+00	4.57E+00	U
TF	02	308742001	7/26/2012	Cs-137	1.15E+00	1.12E+00	3.71E+00	U
TF	02	308742001	7/26/2012	Fe-59	6.25E-01	2.40E+00	8.09E+00	U
TF	02	308742001	7/26/2012	I-131	-2.13E-01	1.49E+00	4.85E+00	U
TF	02	308742001	7/26/2012	K-40	2.28E+03	1.10E+02	3.38E+01	
TF	02	308742001	7/26/2012	La-140	1.05E+00	1.53E+00	5.09E+00	U
TF	02	308742001	7/26/2012	Mn-54	-2.61E-02	1.11E+00	3.62E+00	U
TF	02	308742001	7/26/2012	Nb-95	-8.39E-01	1.46E+00	3.59E+00	U
TF	02	308742001	7/26/2012	Ru-103	-1.13E+00	1.08E+00	3.25E+00	U
TF	02	308742001	7/26/2012	Ru-106	-1.63E+00	9.42E+00	3.13E+01	U
TF	02	308742001	7/26/2012	Sb-124	-3.69E-01	2.34E+00	7.50E+00	U

## Seabrook REMP Summary of 2012 Data

SAMPLE TYPE	STATION	LSN	END DATE	NUCLIDE	CONC (pCi/kg)	STD.DEV. (pCi/kg)	MDC (pCi/kg)	FLAGS
TF	02	308742001	7/26/2012	Sb-125	-1.95E-01	2.65E+00	8.56E+00	U
TF	02	308742001	7/26/2012	Se-75	-6.29E-01	1.27E+00	4.14E+00	U
TF	02	308742001	7/26/2012	Th-228	1.82E+00	3.56E+00	6.90E+00	U
TF	02	308742001	7/26/2012	Zn-65	-2.36E+00	2.69E+00	8.59E+00	U
TF	02	308742001	7/26/2012	Zr-95	-2.19E+00	1.93E+00	5.90E+00	U
TF	02	310217001	8/21/2012	Ac-228	9.22E+00	7.37E+00	1.32E+01	U
TF	02	310217001	8/21/2012	Ag-108m	1.28E-01	7.09E-01	2.32E+00	U
TF	02	310217001	8/21/2012	Ag-110m	-5.45E-01	8.38E-01	2.75E+00	U
TF	02	310217001	8/21/2012	Ba-140	-2.51E-01	1.95E+00	6.42E+00	U
TF	02	310217001	8/21/2012	Be-7	-3.43E+00	8.05E+00	2.58E+01	U
TF	02	310217001	8/21/2012	Ce-141	1.25E+00	1.56E+00	4.96E+00	U
TF	02	310217001	8/21/2012	Ce-144	-3.62E+00	4.91E+00	1.54E+01	U
TF	02	310217001	8/21/2012	Co-57	-1.07E+00	6.76E-01	1.98E+00	U
TF	02	310217001	8/21/2012	Co-58	-9.31E-01	9.40E-01	2.96E+00	U
TF	02	310217001	8/21/2012	Co-60	1.60E+00	1.76E+00	3.57E+00	U
TF	02	310217001	8/21/2012	Cr-51	-3.59E+00	8.69E+00	2.85E+01	U
TF	02	310217001	8/21/2012	Cs-134	3.60E-01	1.07E+00	3.48E+00	U
TF	02	310217001	8/21/2012	Cs-137	4.67E-01	8.80E-01	2.97E+00	U
TF	02	310217001	8/21/2012	Fe-59	6.34E-01	2.20E+00	7.17E+00	U
TF	02	310217001	8/21/2012	I-131	-1.02E+00	2.66E+00	8.65E+00	U
TF	02	310217001	8/21/2012	K-40	2.22E+03	1.10E+02	2.65E+01	
TF	02	310217001	8/21/2012	La-140	-2.51E-01	1.95E+00	6.42E+00	U
TF	02	310217001	8/21/2012	Mn-54	-5.35E-01	9.07E-01	2.93E+00	U
TF	02	310217001	8/21/2012	Nb-95	-6.80E-01	9.72E-01	3.14E+00	U
TF	02	310217001	8/21/2012	Ru-103	-1.97E+00	1.09E+00	3.03E+00	U
TF	02	310217001	8/21/2012	Ru-106	2.83E+00	7.72E+00	2.61E+01	U
TF	02	310217001	8/21/2012	Sb-124	2.29E+00	2.02E+00	6.74E+00	U
TF	02	310217001	8/21/2012	Sb-125	-3.17E-01	2.17E+00	7.07E+00	U
TF	02	310217001	8/21/2012	Se-75	1.26E+00	1.12E+00	3.68E+00	U
TF	02	310217001	8/21/2012	Th-228	9.08E-01	2.46E+00	5.03E+00	U
TF	02	310217001	8/21/2012	Zn-65	-6.69E+00	2.80E+00	6.82E+00	U
TF	02	310217001	8/21/2012	Zr-95	-1.99E-01	1.72E+00	5.70E+00	U
TF	03	306446002	6/19/2012	Ac-228	-1.17E+00	5.97E+00	1.51E+01	U
TF	03	306446002	6/19/2012	Ag-108m	-2.50E+00	1.16E+00	3.09E+00	U
TF	03	306446002	6/19/2012	Ag-110m	8.35E-01	1.02E+00	3.42E+00	U
TF	03	306446002	6/19/2012	Ba-140	1.32E+00	1.57E+00	5.21E+00	U
TF	03	306446002	6/19/2012	Be-7	2.77E+01	1.10E+01	2.66E+01	
TF	03	306446002	6/19/2012	Ce-141	4.64E-01	1.73E+00	5.28E+00	U
TF	03	306446002	6/19/2012	Ce-144	1.40E+01	7.34E+00	2.21E+01	U
TF	03	306446002	6/19/2012	Co-57	2.00E+00	9.77E-01	2.93E+00	U
TF	03	306446002	6/19/2012	Co-58	-1.22E+00	1.10E+00	3.38E+00	U
TF	03	306446002	6/19/2012	Co-60	-3.49E-01	1.30E+00	4.22E+00	U
TF	03	306446002	6/19/2012	Cr-51	-9.09E+00	9.24E+00	2.95E+01	U
TF	03	306446002	6/19/2012	Cs-134	-7.05E-02	1.26E+00	4.14E+00	U
TF	03	306446002	6/19/2012	Cs-137	-3.67E-01	1.11E+00	3.68E+00	U
TF	03	306446002	6/19/2012	Fe-59	1.40E+00	2.30E+00	7.77E+00	U
TF	03	306446002	6/19/2012	I-131	-2.44E-01	1.37E+00	4.51E+00	U
TF	03	306446002	6/19/2012	K-40	1.26E+03	6.77E+01	3.47E+01	
TF	03	306446002	6/19/2012	La-140	1.32E+00	1.57E+00	5.21E+00	U
TF	03	306446002	6/19/2012	Mn-54	1.86E+00	1.18E+00	3.77E+00	U
TF	03	306446002	6/19/2012	Nb-95	4.49E-01	1.04E+00	3.48E+00	U

## Seabrook REMP Summary of 2012 Data

SAMPLE TYPE	STATION	LSN	END DATE	NUCLIDE	CONC (pCi/kg)	STD.DEV. (pCi/kg)	MDC (pCi/kg)	FLAGS
TF	03	306446002	6/19/2012	Ru-103	-1.13E+00	1.07E+00	3.28E+00	U
TF	03	306446002	6/19/2012	Ru-106	-6.04E+00	1.01E+01	3.30E+01	U
TF	03	306446002	6/19/2012	Sb-124	2.08E+00	2.55E+00	8.69E+00	U
TF	03	306446002	6/19/2012	Sb-125	4.35E+00	3.08E+00	9.87E+00	U
TF	03	306446002	6/19/2012	Se-75	1.16E+00	1.40E+00	4.71E+00	U
TF	03	306446002	6/19/2012	Th-228	2.34E+00	3.14E+00	7.01E+00	U
TF	03	306446002	6/19/2012	Zn-65	9.28E-02	2.54E+00	8.48E+00	U
TF	03	306446002	6/19/2012	Zr-95	1.23E+00	1.84E+00	6.14E+00	U
TF	03	308742002	7/26/2012	Ac-228	3.71E+00	5.98E+00	1.48E+01	U
TF	03	308742002	7/26/2012	Ag-108m	-2.35E-01	8.05E-01	2.58E+00	U
TF	03	308742002	7/26/2012	Ag-110m	-4.21E-01	8.62E-01	2.81E+00	U
TF	03	308742002	7/26/2012	Ba-140	-5.69E-01	1.55E+00	4.92E+00	U
TF	03	308742002	7/26/2012	Be-7	7.12E+00	8.24E+00	2.66E+01	U
TF	03	308742002	7/26/2012	Ce-141	-3.80E+00	2.51E+00	4.96E+00	U
TF	03	308742002	7/26/2012	Ce-144	8.22E+00	5.84E+00	1.80E+01	U
TF	03	308742002	7/26/2012	Co-57	4.33E-01	7.18E-01	2.31E+00	U
TF	03	308742002	7/26/2012	Co-58	9.77E-01	1.02E+00	3.34E+00	U
TF	03	308742002	7/26/2012	Co-60	-1.20E+00	1.10E+00	3.35E+00	U
TF	03	308742002	7/26/2012	Cr-51	2.06E+00	8.37E+00	2.77E+01	U
TF	03	308742002	7/26/2012	Cs-134	3.43E-01	1.10E+00	3.64E+00	U
TF	03	308742002	7/26/2012	Cs-137	2.12E+00	1.11E+00	3.51E+00	U
TF	03	308742002	7/26/2012	Fe-59	2.47E-02	2.20E+00	7.40E+00	U
TF	03	308742002	7/26/2012	I-131	1.77E+00	1.72E+00	5.57E+00	U
TF	03	308742002	7/26/2012	K-40	2.06E+03	9.92E+01	3.24E+01	
TF	03	308742002	7/26/2012	La-140	-5.69E-01	1.55E+00	4.92E+00	U
TF	03	308742002	7/26/2012	Mn-54	-1.33E-01	9.55E-01	3.11E+00	U
TF	03	308742002	7/26/2012	Nb-95	-1.04E+00	1.36E+00	3.27E+00	U
TF	03	308742002	7/26/2012	Ru-103	-7.49E-01	9.42E-01	2.89E+00	U
TF	03	308742002	7/26/2012	Ru-106	9.71E+00	8.56E+00	2.84E+01	U
TF	03	308742002	7/26/2012	Sb-124	1.32E+00	2.06E+00	6.88E+00	U
TF	03	308742002	7/26/2012	Sb-125	-1.12E+00	2.45E+00	7.78E+00	U
TF	03	308742002	7/26/2012	Se-75	-2.82E+00	1.36E+00	3.78E+00	U
TF	03	308742002	7/26/2012	Th-228	5.84E+00	3.55E+00	6.38E+00	U
TF	03	308742002	7/26/2012	Zn-65	-1.89E+00	2.44E+00	7.86E+00	U
TF	03	308742002	7/26/2012	Zr-95	5.37E-02	1.61E+00	5.33E+00	U
TF	03	310217002	8/21/2012	Ac-228	8.05E+00	5.72E+00	1.86E+01	U
TF	03	310217002	8/21/2012	Ag-108m	-3.03E+00	1.29E+00	3.33E+00	U
TF	03	310217002	8/21/2012	Ag-110m	1.19E+00	1.26E+00	4.08E+00	U
TF	03	310217002	8/21/2012	Ba-140	-1.41E+00	2.02E+00	6.39E+00	U
TF	03	310217002	8/21/2012	Be-7	1.13E+01	1.08E+01	3.52E+01	U
TF	03	310217002	8/21/2012	Ce-141	2.88E+00	2.07E+00	6.50E+00	U
TF	03	310217002	8/21/2012	Ce-144	4.25E+00	7.23E+00	2.35E+01	U
TF	03	310217002	8/21/2012	Co-57	-6.99E-01	9.23E-01	2.93E+00	U
TF	03	310217002	8/21/2012	Co-58	-6.71E-02	1.30E+00	4.33E+00	U
TF	03	310217002	8/21/2012	Co-60	6.39E-01	1.48E+00	4.86E+00	U
TF	03	310217002	8/21/2012	Cr-51	-6.66E+00	1.14E+01	3.74E+01	U
TF	03	310217002	8/21/2012	Cs-134	-4.08E-01	1.58E+00	5.24E+00	U
TF	03	310217002	8/21/2012	Cs-137	-3.85E-01	1.36E+00	4.33E+00	U
TF	03	310217002	8/21/2012	Fe-59	2.84E+00	3.11E+00	1.03E+01	U
TF	03	310217002	8/21/2012	I-131	1.62E+00	2.42E+00	8.03E+00	U
TF	03	310217002	8/21/2012	K-40	2.27E+03	1.13E+02	3.96E+01	

## Seabrook REMP Summary of 2012 Data

SAMPLE TYPE	STATION	LSN	END DATE	NUCLIDE	CONC (pCi/kg)	STD.DEV. (pCi/kg)	MDC (pCi/kg)	FLAGS
TF	03	310217002	8/21/2012	La-140	-1.41E+00	2.02E+00	6.39E+00	U
TF	03	310217002	8/21/2012	Mn-54	1.37E+00	1.32E+00	4.40E+00	U
TF	03	310217002	8/21/2012	Nb-95	2.15E+00	1.36E+00	4.41E+00	U
TF	03	310217002	8/21/2012	Ru-103	-1.63E-01	1.30E+00	4.23E+00	U
TF	03	310217002	8/21/2012	Ru-106	-2.07E+01	1.23E+01	3.47E+01	U
TF	03	310217002	8/21/2012	Sb-124	5.74E-01	2.66E+00	8.92E+00	U
TF	03	310217002	8/21/2012	Sb-125	6.41E+00	3.62E+00	1.13E+01	U
TF	03	310217002	8/21/2012	Se-75	-4.58E+00	1.89E+00	4.96E+00	U
TF	03	310217002	8/21/2012	Th-228	1.85E+00	3.08E+00	7.60E+00	U
TF	03	310217002	8/21/2012	Zn-65	-6.84E-01	3.22E+00	1.05E+01	U
TF	03	310217002	8/21/2012	Zr-95	-7.85E-02	2.35E+00	7.87E+00	U
TF	06	306446003	6/19/2012	Ac-228	-1.23E+00	6.25E+00	1.44E+01	U
TF	06	306446003	6/19/2012	Ag-108m	-4.96E-01	8.14E-01	2.56E+00	U
TF	06	306446003	6/19/2012	Ag-110m	-1.18E+00	8.33E-01	2.49E+00	U
TF	06	306446003	6/19/2012	Ba-140	-3.35E-01	1.23E+00	3.93E+00	U
TF	06	306446003	6/19/2012	Be-7	1.72E+01	9.96E+00	2.39E+01	U
TF	06	306446003	6/19/2012	Ce-141	1.25E+00	1.32E+00	4.16E+00	U
TF	06	306446003	6/19/2012	Ce-144	-9.17E+00	5.65E+00	1.61E+01	U
TF	06	306446003	6/19/2012	Co-57	8.73E-01	7.08E-01	2.23E+00	U
TF	06	306446003	6/19/2012	Co-58	5.96E-01	8.64E-01	2.86E+00	U
TF	06	306446003	6/19/2012	Co-60	1.91E-01	1.08E+00	3.58E+00	U
TF	06	306446003	6/19/2012	Cr-51	-1.30E+01	8.10E+00	2.38E+01	U
TF	06	306446003	6/19/2012	Cs-134	-3.35E-01	1.13E+00	3.66E+00	U
TF	06	306446003	6/19/2012	Cs-137	7.23E-01	9.17E-01	3.07E+00	U
TF	06	306446003	6/19/2012	Fe-59	-1.52E+00	1.86E+00	5.92E+00	U
TF	06	306446003	6/19/2012	I-131	6.99E-01	1.12E+00	3.68E+00	U
TF	06	306446003	6/19/2012	K-40	1.22E+03	6.47E+01	2.72E+01	
TF	06	306446003	6/19/2012	La-140	-3.35E-01	1.23E+00	3.93E+00	U
TF	06	306446003	6/19/2012	Mn-54	-8.29E-02	8.98E-01	2.93E+00	U
TF	06	306446003	6/19/2012	Nb-95	1.33E+00	9.33E-01	3.03E+00	U
TF	06	306446003	6/19/2012	Ru-103	-9.57E-01	9.45E-01	2.85E+00	U
TF	06	306446003	6/19/2012	Ru-106	6.90E+00	8.18E+00	2.74E+01	U
TF	06	306446003	6/19/2012	Sb-124	3.81E+00	2.14E+00	7.04E+00	U
TF	06	306446003	6/19/2012	Sb-125	7.05E-01	2.29E+00	7.46E+00	U
TF	06	306446003	6/19/2012	Se-75	1.30E+00	1.12E+00	3.65E+00	U
TF	06	306446003	6/19/2012	Th-228	4.53E+00	3.69E+00	6.24E+00	U
TF	06	306446003	6/19/2012	Zn-65	-4.49E+00	2.41E+00	6.73E+00	U
TF	06	306446003	6/19/2012	Zr-95	-1.21E+00	1.59E+00	5.04E+00	U
TF	06	308742003	7/26/2012	Ac-228	-4.97E+00	5.01E+00	1.25E+01	U
TF	06	308742003	7/26/2012	Ag-108m	8.30E-01	7.71E-01	2.50E+00	U
TF	06	308742003	7/26/2012	Ag-110m	-1.03E+00	9.15E-01	2.89E+00	U
TF	06	308742003	7/26/2012	Ba-140	-2.32E+00	1.53E+00	4.28E+00	U
TF	06	308742003	7/26/2012	Be-7	-1.13E+01	8.00E+00	2.36E+01	U
TF	06	308742003	7/26/2012	Ce-141	6.88E-02	1.46E+00	4.69E+00	U
TF	06	308742003	7/26/2012	Ce-144	-2.46E+00	5.09E+00	1.61E+01	U
TF	06	308742003	7/26/2012	Co-57	9.98E-01	6.79E-01	2.11E+00	U
TF	06	308742003	7/26/2012	Co-58	-9.30E-01	9.48E-01	2.97E+00	U
TF	06	308742003	7/26/2012	Co-60	3.84E-01	2.28E+00	4.05E+00	U
TF	06	308742003	7/26/2012	Cr-51	-8.67E+00	8.54E+00	2.70E+01	U
TF	06	308742003	7/26/2012	Cs-134	-5.30E-01	1.09E+00	3.54E+00	U
TF	06	308742003	7/26/2012	Cs-137	1.36E+00	1.01E+00	3.34E+00	U

# Seabrook REMP Summary of 2012 Data

SAMPLE TYPE	STATION	LSN	END DATE	NUCLIDE	CONC (pCi/kg)	STD.DEV. (pCi/kg)	MDC (pCi/kg)	FLAGS
TF	06	308742003	7/26/2012	Fe-59	-9.01E-02	2.28E+00	7.40E+00	U
TF	06	308742003	7/26/2012	I-131	-4.45E-01	1.76E+00	5.76E+00	U
TF	06	308742003	7/26/2012	K-40	2.44E+03	1.21E+02	2.80E+01	
TF	06	308742003	7/26/2012	La-140	-2.32E+00	1.52E+00	4.28E+00	U
TF	06	308742003	7/26/2012	Mn-54	1.19E-01	9.43E-01	3.13E+00	U
TF	06	308742003	7/26/2012	Nb-95	1.48E+00	1.01E+00	3.28E+00	U
TF	06	308742003	7/26/2012	Ru-103	-1.19E+00	1.05E+00	3.18E+00	U
TF	06	308742003	7/26/2012	Ru-106	2.23E+00	7.81E+00	2.65E+01	U
TF	06	308742003	7/26/2012	Sb-124	8.25E-01	1.97E+00	6.61E+00	U
TF	06	308742003	7/26/2012	Sb-125	2.75E+00	2.38E+00	7.67E+00	U
TF	06	308742003	7/26/2012	Se-75	-3.71E-01	1.08E+00	3.59E+00	U
TF	06	308742003	7/26/2012	Th-228	9.33E-01	2.48E+00	5.38E+00	U
TF	06	308742003	7/26/2012	Zn-65	-2.72E+00	2.54E+00	7.72E+00	U
TF	06	308742003	7/26/2012	Zr-95	-1.34E+00	1.68E+00	5.38E+00	U
TF	06	310217003	8/21/2012	Ac-228	6.30E+00	6.53E+00	1.74E+01	U
TF	06	310217003	8/21/2012	Ag-108m	-1.17E+00	1.01E+00	3.12E+00	U
TF	06	310217003	8/21/2012	Ag-110m	-3.16E+00	1.41E+00	3.51E+00	U
TF	06	310217003	8/21/2012	Ba-140	1.35E-01	1.94E+00	6.41E+00	U
TF	06	310217003	8/21/2012	Bc-7	-2.81E+00	9.89E+00	3.22E+01	U
TF	06	310217003	8/21/2012	Ce-141	1.25E+00	1.85E+00	6.07E+00	U
TF	06	310217003	8/21/2012	Ce-144	-9.34E-01	6.58E+00	2.17E+01	U
TF	06	310217003	8/21/2012	Co-57	-5.35E-01	8.21E-01	2.66E+00	U
TF	06	310217003	8/21/2012	Co-58	-7.47E-01	1.16E+00	3.74E+00	U
TF	06	310217003	8/21/2012	Co-60	6.62E-01	1.32E+00	4.47E+00	U
TF	06	310217003	8/21/2012	Cr-51	6.10E+00	1.05E+01	3.56E+01	U
TF	06	310217003	8/21/2012	Cs-134	3.38E-01	1.38E+00	4.64E+00	U
TF	06	310217003	8/21/2012	Cs-137	2.56E+00	1.46E+00	4.50E+00	U
TF	06	310217003	8/21/2012	Fe-59	2.15E-01	2.83E+00	9.23E+00	U
TF	06	310217003	8/21/2012	I-131	1.24E+00	2.16E+00	7.24E+00	U
TF	06	310217003	8/21/2012	K-40	2.18E+03	1.08E+02	3.61E+01	
TF	06	310217003	8/21/2012	La-140	1.35E-01	1.94E+00	6.41E+00	U
TF	06	310217003	8/21/2012	Mn-54	-1.70E+00	1.29E+00	3.92E+00	U
TF	06	310217003	8/21/2012	Nb-95	1.60E+00	1.27E+00	4.22E+00	U
TF	06	310217003	8/21/2012	Ru-103	-1.69E-01	1.21E+00	3.95E+00	U
TF	06	310217003	8/21/2012	Ru-106	-1.51E+01	1.17E+01	3.45E+01	U
TF	06	310217003	8/21/2012	Sb-124	-9.91E-01	2.40E+00	7.63E+00	U
TF	06	310217003	8/21/2012	Sb-125	-3.69E+00	3.19E+00	9.87E+00	U
TF	06	310217003	8/21/2012	Se-75	-2.80E+00	1.60E+00	4.44E+00	U
TF	06	310217003	8/21/2012	Th-228	-1.06E+00	2.88E+00	7.26E+00	U
TF	06	310217003	8/21/2012	Zn-65	2.88E-02	2.95E+00	9.58E+00	U
TF	06	310217003	8/21/2012	Zr-95	5.52E-01	2.21E+00	7.45E+00	U

# Seabrook REMP Summary of 2012 Data

SAMPLE TYPE	STATION	LSN	END DATE	NUCLIDE	CONC (pCi/kg)	STD.DEV. (pCi/kg)	MDC (pCi/kg)	FLAGS
TG	08	304726001	5/17/2012	Ac-228	1.13E+01	2.07E+01	4.48E+01	U
TG	08	304726001	5/17/2012	Ag-108m	-8.17E-01	2.34E+00	7.45E+00	U
TG	08	304726001	5/17/2012	Ag-110m	8.18E-01	2.61E+00	8.75E+00	U
TG	08	304726001	5/17/2012	Ba-140	3.11E+00	3.96E+00	1.34E+01	U
TG	08	304726001	5/17/2012	Be-7	5.98E+02	5.30E+01	6.95E+01	
TG	08	304726001	5/17/2012	Ce-141	6.22E+00	6.50E+00	1.13E+01	U
TG	08	304726001	5/17/2012	Ce-144	-1.56E+01	1.63E+01	4.95E+01	U
TG	08	304726001	5/17/2012	Co-57	-9.26E-01	2.05E+00	6.41E+00	U
TG	08	304726001	5/17/2012	Co-58	-1.02E+00	2.67E+00	8.64E+00	U
TG	08	304726001	5/17/2012	Co-60	2.44E+00	3.08E+00	1.04E+01	U
TG	08	304726001	5/17/2012	Cr-51	6.63E+01	2.80E+01	8.09E+01	U
TG	08	304726001	5/17/2012	Cs-134	6.44E-01	3.52E+00	1.17E+01	U
TG	08	304726001	5/17/2012	Cs-137	1.11E+00	2.82E+00	9.48E+00	U
TG	08	304726001	5/17/2012	Fe-59	-1.14E+01	6.76E+00	1.85E+01	U
TG	08	304726001	5/17/2012	I-131	-1.97E-01	4.18E+00	1.36E+01	U
TG	08	304726001	5/17/2012	K-40	4.07E+03	2.11E+02	8.58E+01	
TG	08	304726001	5/17/2012	La-140	3.11E+00	3.96E+00	1.34E+01	U
TG	08	304726001	5/17/2012	Mn-54	1.15E-01	2.62E+00	8.62E+00	U
TG	08	304726001	5/17/2012	Nb-95	9.69E+00	3.61E+00	1.01E+01	U
TG	08	304726001	5/17/2012	Ru-103	-4.50E+00	2.88E+00	8.12E+00	U
TG	08	304726001	5/17/2012	Ru-106	3.00E+01	2.38E+01	7.88E+01	U
TG	08	304726001	5/17/2012	Sb-124	2.56E+00	6.46E+00	2.15E+01	U
TG	08	304726001	5/17/2012	Sb-125	-9.56E+00	7.27E+00	2.15E+01	U
TG	08	304726001	5/17/2012	Se-75	9.72E-02	3.19E+00	1.06E+01	U
TG	08	304726001	5/17/2012	Th-228	-1.21E+01	7.46E+00	1.77E+01	U
TG	08	304726001	5/17/2012	Zn-65	-1.91E+00	6.98E+00	2.23E+01	U
TG	08	304726001	5/17/2012	Zr-95	1.57E-01	4.79E+00	1.59E+01	U
TG	08	306444001	6/19/2012	Ac-228	7.79E+01	2.69E+01	5.03E+01	UI
TG	08	306444001	6/19/2012	Ag-108m	8.17E+00	3.56E+00	1.06E+01	U
TG	08	306444001	6/19/2012	Ag-110m	-3.83E+00	3.23E+00	9.91E+00	U
TG	08	306444001	6/19/2012	Ba-140	7.78E+00	4.39E+00	1.42E+01	U
TG	08	306444001	6/19/2012	Bc-7	1.12E+03	7.70E+01	8.98E+01	
TG	08	306444001	6/19/2012	Ce-141	2.72E+00	4.51E+00	1.51E+01	U
TG	08	306444001	6/19/2012	Ce-144	-8.43E+00	1.80E+01	5.97E+01	U
TG	08	306444001	6/19/2012	Co-57	1.56E+00	2.32E+00	7.79E+00	U
TG	08	306444001	6/19/2012	Co-58	3.87E+00	3.44E+00	1.12E+01	U
TG	08	306444001	6/19/2012	Co-60	-2.25E+00	3.44E+00	1.09E+01	U
TG	08	306444001	6/19/2012	Cr-51	-2.68E+01	2.86E+01	8.88E+01	U
TG	08	306444001	6/19/2012	Cs-134	5.27E+00	4.46E+00	1.44E+01	U
TG	08	306444001	6/19/2012	Cs-137	1.05E+00	3.44E+00	1.14E+01	U
TG	08	306444001	6/19/2012	Fe-59	1.16E+00	5.96E+00	2.01E+01	U
TG	08	306444001	6/19/2012	I-131	5.04E+00	4.50E+00	1.43E+01	U
TG	08	306444001	6/19/2012	K-40	3.73E+03	1.90E+02	1.05E+02	
TG	08	306444001	6/19/2012	La-140	7.78E+00	4.38E+00	1.42E+01	U
TG	08	306444001	6/19/2012	Mn-54	-3.79E+00	3.70E+00	1.14E+01	U
TG	08	306444001	6/19/2012	Nb-95	6.38E+00	3.72E+00	1.17E+01	U
TG	08	306444001	6/19/2012	Ru-103	3.35E+00	3.30E+00	1.10E+01	U
TG	08	306444001	6/19/2012	Ru-106	-8.47E+00	2.95E+01	9.67E+01	U
TG	08	306444001	6/19/2012	Sb-124	4.27E+00	6.51E+00	2.16E+01	U



## Seabrook REMP Summary of 2012 Data

SAMPLE TYPE	STATION	LSN	END DATE	NUCLIDE	CONC (pCi/kg)	STD.DEV. (pCi/kg)	MDC (pCi/kg)	FLAGS
TG	08	306444001	6/19/2012	Sb-125	5.98E+00	8.80E+00	2.97E+01	U
TG	08	306444001	6/19/2012	Se-75	5.57E+00	4.37E+00	1.39E+01	U
TG	08	306444001	6/19/2012	Th-228	-1.24E+00	8.72E+00	2.04E+01	U
TG	08	306444001	6/19/2012	Zn-65	-7.26E+00	7.09E+00	2.22E+01	U
TG	08	306444001	6/19/2012	Zr-95	-1.25E+01	6.34E+00	1.72E+01	U
TG	08	308743001	7/26/2012	Ac-228	6.50E+00	2.55E+01	4.25E+01	U
TG	08	308743001	7/26/2012	Ag-108m	-9.18E-01	2.35E+00	7.70E+00	U
TG	08	308743001	7/26/2012	Ag-110m	-6.59E-01	2.62E+00	8.39E+00	U
TG	08	308743001	7/26/2012	Ba-140	2.70E+00	4.51E+00	1.52E+01	U
TG	08	308743001	7/26/2012	Bc-7	1.29E+03	7.85E+01	8.41E+01	
TG	08	308743001	7/26/2012	Ce-141	7.93E+00	4.82E+00	1.50E+01	U
TG	08	308743001	7/26/2012	Ce-144	-6.84E+00	1.52E+01	4.98E+01	U
TG	08	308743001	7/26/2012	Co-57	1.73E-01	1.94E+00	6.45E+00	U
TG	08	308743001	7/26/2012	Co-58	-5.76E-01	2.82E+00	9.34E+00	U
TG	08	308743001	7/26/2012	Co-60	-8.66E-01	3.05E+00	1.01E+01	U
TG	08	308743001	7/26/2012	Cr-51	2.58E+01	2.63E+01	8.76E+01	U
TG	08	308743001	7/26/2012	Cs-134	7.60E-01	3.23E+00	1.08E+01	U
TG	08	308743001	7/26/2012	Cs-137	8.24E-01	2.86E+00	9.29E+00	U
TG	08	308743001	7/26/2012	Fe-59	-1.82E+00	6.11E+00	1.97E+01	U
TG	08	308743001	7/26/2012	I-131	-4.01E+00	5.87E+00	1.92E+01	U
TG	08	308743001	7/26/2012	K-40	4.14E+03	2.08E+02	9.10E+01	
TG	08	308743001	7/26/2012	La-140	2.70E+00	4.51E+00	1.52E+01	U
TG	08	308743001	7/26/2012	Mn-54	-9.78E-01	2.89E+00	9.52E+00	U
TG	08	308743001	7/26/2012	Nb-95	5.50E+00	3.13E+00	9.97E+00	U
TG	08	308743001	7/26/2012	Ru-103	-1.56E+00	3.00E+00	9.69E+00	U
TG	08	308743001	7/26/2012	Ru-106	-3.16E+01	2.66E+01	8.03E+01	U
TG	08	308743001	7/26/2012	Sb-124	-3.43E-01	5.93E+00	1.95E+01	U
TG	08	308743001	7/26/2012	Sb-125	-1.14E+01	7.67E+00	2.32E+01	U
TG	08	308743001	7/26/2012	Se-75	-8.59E+00	4.19E+00	1.13E+01	U
TG	08	308743001	7/26/2012	Th-228	8.17E+00	8.62E+00	1.77E+01	U
TG	08	308743001	7/26/2012	Zn-65	-1.99E+01	8.51E+00	2.09E+01	U
TG	08	308743001	7/26/2012	Zr-95	6.94E+00	5.35E+00	1.76E+01	U
TG	08	310968001	7/26/2012	C-14	-1.00E+02	3.12E+02	1.03E+03	U
TG	08	310218001	8/21/2012	Ac-228	-4.53E+01	3.37E+01	8.45E+01	U
TG	08	310218001	8/21/2012	Ag-108m	4.84E+00	4.00E+00	1.32E+01	U
TG	08	310218001	8/21/2012	Ag-110m	-2.18E+00	4.78E+00	1.50E+01	U
TG	08	310218001	8/21/2012	Ba-140	-1.47E+00	8.83E+00	2.89E+01	U
TG	08	310218001	8/21/2012	Bc-7	1.45E+03	1.12E+02	1.23E+02	
TG	08	310218001	8/21/2012	Ce-141	2.90E+00	9.69E+00	1.70E+01	U
TG	08	310218001	8/21/2012	Ce-144	1.19E+01	2.04E+01	6.81E+01	U
TG	08	310218001	8/21/2012	Co-57	-3.49E-01	2.51E+00	8.38E+00	U
TG	08	310218001	8/21/2012	Co-58	-2.94E+00	5.49E+00	1.68E+01	U
TG	08	310218001	8/21/2012	Co-60	-9.44E+00	6.02E+00	1.73E+01	U
TG	08	310218001	8/21/2012	Cr-51	7.07E+01	4.44E+01	1.44E+02	U
TG	08	310218001	8/21/2012	Cs-134	-2.09E+00	6.15E+00	2.03E+01	U
TG	08	310218001	8/21/2012	Cs-137	-1.28E+00	5.57E+00	1.77E+01	U
TG	08	310218001	8/21/2012	Fe-59	-1.10E+01	1.23E+01	3.77E+01	U
TG	08	310218001	8/21/2012	I-131	-5.02E+00	8.31E+00	2.73E+01	U
TG	08	310218001	8/21/2012	K-40	3.41E+03	2.14E+02	1.67E+02	
TG	08	310218001	8/21/2012	La-140	-1.47E+00	8.83E+00	2.89E+01	U
TG	08	310218001	8/21/2012	Mn-54	6.90E+00	5.45E+00	1.81E+01	U

# Seabrook REMP Summary of 2012 Data

SAMPLE TYPE	STATION	LSN	END DATE	NUCLIDE	CONC (pCi/kg)	STD.DEV. (pCi/kg)	MDC (pCi/kg)	FLAGS
TG	08	310218001	8/21/2012	Nb-95	6.08E+00	5.72E+00	1.92E+01	U
TG	08	310218001	8/21/2012	Ru-103	-1.30E+00	4.79E+00	1.56E+01	U
TG	08	310218001	8/21/2012	Ru-106	-4.51E+01	4.91E+01	1.50E+02	U
TG	08	310218001	8/21/2012	Sb-124	-3.62E-01	1.21E+01	3.97E+01	U
TG	08	310218001	8/21/2012	Sb-125	-1.26E+01	1.20E+01	3.76E+01	U
TG	08	310218001	8/21/2012	Se-75	1.68E+00	5.52E+00	1.77E+01	U
TG	08	310218001	8/21/2012	Th-228	-2.06E+01	1.19E+01	2.93E+01	U
TG	08	310218001	8/21/2012	Zn-65	6.01E+00	1.20E+01	3.95E+01	U
TG	08	310218001	8/21/2012	Zr-95	-6.23E-01	9.12E+00	3.06E+01	U
TG	08	311799001	9/19/2012	Ac-228	-1.93E+01	2.10E+01	4.91E+01	U
TG	08	311799001	9/19/2012	Ag-108m	-2.00E+00	2.62E+00	8.19E+00	U
TG	08	311799001	9/19/2012	Ag-110m	-7.25E+00	3.39E+00	9.04E+00	U
TG	08	311799001	9/19/2012	Ba-140	-8.08E+00	5.49E+00	1.53E+01	U
TG	08	311799001	9/19/2012	Be-7	1.54E+03	9.37E+01	8.28E+01	
TG	08	311799001	9/19/2012	Ce-141	-1.55E+00	4.68E+00	1.48E+01	U
TG	08	311799001	9/19/2012	Ce-144	-1.09E+01	1.77E+01	5.53E+01	U
TG	08	311799001	9/19/2012	Co-57	3.39E+00	2.25E+00	6.99E+00	U
TG	08	311799001	9/19/2012	Co-58	2.64E+00	3.05E+00	1.02E+01	U
TG	08	311799001	9/19/2012	Co-60	-1.92E+00	3.31E+00	1.06E+01	U
TG	08	311799001	9/19/2012	Cr-51	-3.70E+01	2.89E+01	8.82E+01	U
TG	08	311799001	9/19/2012	Cs-134	5.57E+00	3.95E+00	1.29E+01	U
TG	08	311799001	9/19/2012	Cs-137	3.94E+00	3.24E+00	1.08E+01	U
TG	08	311799001	9/19/2012	Fe-59	3.70E+00	7.17E+00	2.34E+01	U
TG	08	311799001	9/19/2012	I-131	-2.57E+00	5.32E+00	1.71E+01	U
TG	08	311799001	9/19/2012	K-40	3.82E+03	2.10E+02	9.22E+01	
TG	08	311799001	9/19/2012	La-140	-8.08E+00	5.48E+00	1.53E+01	U
TG	08	311799001	9/19/2012	Mn-54	-2.70E+00	3.11E+00	9.70E+00	U
TG	08	311799001	9/19/2012	Nb-95	1.23E+00	3.20E+00	1.07E+01	U
TG	08	311799001	9/19/2012	Ru-103	-7.56E-01	3.15E+00	1.01E+01	U
TG	08	311799001	9/19/2012	Ru-106	-5.14E+01	3.07E+01	8.99E+01	U
TG	08	311799001	9/19/2012	Sb-124	-7.42E+00	6.63E+00	1.91E+01	U
TG	08	311799001	9/19/2012	Sb-125	-1.02E+01	8.23E+00	2.47E+01	U
TG	08	311799001	9/19/2012	Se-75	-7.76E-02	3.66E+00	1.22E+01	U
TG	08	311799001	9/19/2012	Th-228	4.13E+00	9.17E+00	1.99E+01	U
TG	08	311799001	9/19/2012	Zn-65	-3.69E+00	7.94E+00	2.49E+01	U
TG	08	311799001	9/19/2012	Zr-95	-2.16E+00	5.44E+00	1.77E+01	U
TG	08	313720001	10/17/2012	Ac-228	7.75E+01	3.51E+01	5.43E+01	
TG	08	313720001	10/17/2012	Ag-108m	-4.17E-01	3.81E+00	1.23E+01	U
TG	08	313720001	10/17/2012	Ag-110m	8.99E-01	4.68E+00	1.35E+01	U
TG	08	313720001	10/17/2012	Ba-140	-2.43E+00	9.89E+00	3.25E+01	U
TG	08	313720001	10/17/2012	Be-7	1.36E+03	1.01E+02	1.24E+02	
TG	08	313720001	10/17/2012	Ce-141	1.17E+00	7.15E+00	2.33E+01	U
TG	08	313720001	10/17/2012	Ce-144	-3.00E+01	2.39E+01	7.30E+01	U
TG	08	313720001	10/17/2012	Co-57	2.66E+00	3.08E+00	1.00E+01	U
TG	08	313720001	10/17/2012	Co-58	-1.12E+00	4.62E+00	1.49E+01	U
TG	08	313720001	10/17/2012	Co-60	6.98E+00	5.05E+00	1.65E+01	U
TG	08	313720001	10/17/2012	Cr-51	1.25E+01	4.42E+01	1.47E+02	U
TG	08	313720001	10/17/2012	Cs-134	-2.79E+00	5.24E+00	1.67E+01	U
TG	08	313720001	10/17/2012	Cs-137	1.78E+01	7.91E+00	1.48E+01	M
TG	08	313720001	10/17/2012	Fe-59	-3.53E+00	1.03E+01	3.35E+01	U
TG	08	313720001	10/17/2012	I-131	-7.12E+00	1.24E+01	3.98E+01	U

## Seabrook REMP Summary of 2012 Data

SAMPLE TYPE	STATION	LSN	END DATE	NUCLIDE	CONC (pCi/kg)	STD.DEV. (pCi/kg)	MDC (pCi/kg)	FLAGS
TG	08	313720001	10/17/2012	K-40	2.57E+03	1.83E+02	1.44E+02	
TG	08	313720001	10/17/2012	La-140	-2.43E+00	9.89E+00	3.25E+01	U
TG	08	313720001	10/17/2012	Mn-54	-2.50E+00	4.65E+00	1.47E+01	U
TG	08	313720001	10/17/2012	Nb-95	1.28E+01	5.74E+00	1.71E+01	U
TG	08	313720001	10/17/2012	Ru-103	9.80E-01	4.89E+00	1.57E+01	U
TG	08	313720001	10/17/2012	Ru-106	3.80E+00	3.74E+01	1.25E+02	U
TG	08	313720001	10/17/2012	Sb-124	4.43E+00	1.06E+01	3.58E+01	U
TG	08	313720001	10/17/2012	Sb-125	-6.55E-01	1.11E+01	3.58E+01	U
TG	08	313720001	10/17/2012	Se-75	-5.95E+00	5.24E+00	1.66E+01	U
TG	08	313720001	10/17/2012	Th-228	5.15E+00	1.30E+01	2.49E+01	U
TG	08	313720001	10/17/2012	Zn-65	-4.17E+01	1.52E+01	3.41E+01	U
TG	08	313720001	10/17/2012	Zr-95	1.20E+01	8.68E+00	2.80E+01	U
TG	09	304726002	5/17/2012	Ac-228	4.28E+01	2.05E+01	3.92E+01	UI
TG	09	304726002	5/17/2012	Ag-108m	1.15E+00	2.02E+00	6.56E+00	U
TG	09	304726002	5/17/2012	Ag-110m	-7.41E-01	2.53E+00	7.20E+00	U
TG	09	304726002	5/17/2012	Ba-140	6.02E-01	4.18E+00	1.36E+01	U
TG	09	304726002	5/17/2012	Be-7	7.77E+02	5.36E+01	6.44E+01	
TG	09	304726002	5/17/2012	Ce-141	2.63E+00	3.48E+00	1.11E+01	U
TG	09	304726002	5/17/2012	Ce-144	-1.99E+01	1.35E+01	3.94E+01	U
TG	09	304726002	5/17/2012	Co-57	2.66E-01	1.64E+00	5.32E+00	U
TG	09	304726002	5/17/2012	Co-58	9.80E-01	2.42E+00	7.97E+00	U
TG	09	304726002	5/17/2012	Co-60	7.38E+00	3.30E+00	1.02E+01	U
TG	09	304726002	5/17/2012	Cr-51	-2.51E+00	2.16E+01	7.12E+01	U
TG	09	304726002	5/17/2012	Cs-134	6.44E+00	3.32E+00	1.03E+01	U
TG	09	304726002	5/17/2012	Cs-137	4.08E-01	4.34E+00	8.05E+00	U
TG	09	304726002	5/17/2012	Fe-59	6.27E+00	5.85E+00	1.95E+01	U
TG	09	304726002	5/17/2012	I-131	3.85E+00	3.97E+00	1.29E+01	U
TG	09	304726002	5/17/2012	K-40	3.54E+03	1.88E+02	7.36E+01	
TG	09	304726002	5/17/2012	La-140	6.02E-01	4.18E+00	1.36E+01	U
TG	09	304726002	5/17/2012	Mn-54	1.52E+00	2.53E+00	8.32E+00	U
TG	09	304726002	5/17/2012	Nb-95	-7.91E-01	2.48E+00	8.05E+00	U
TG	09	304726002	5/17/2012	Ru-103	-1.77E+00	2.39E+00	7.38E+00	U
TG	09	304726002	5/17/2012	Ru-106	-2.10E+01	2.19E+01	6.94E+01	U
TG	09	304726002	5/17/2012	Sb-124	2.03E+00	5.08E+00	1.73E+01	U
TG	09	304726002	5/17/2012	Sb-125	7.37E+00	6.16E+00	1.98E+01	U
TG	09	304726002	5/17/2012	Se-75	-5.00E+00	3.06E+00	9.14E+00	U
TG	09	304726002	5/17/2012	Th-228	1.76E+01	1.05E+01	1.61E+01	UI
TG	09	304726002	5/17/2012	Zn-65	-8.09E+00	6.39E+00	1.95E+01	U
TG	09	304726002	5/17/2012	Zr-95	-1.42E+00	4.27E+00	1.38E+01	U
TG	09	306444002	6/19/2012	Ac-228	3.02E+01	2.34E+01	3.46E+01	U
TG	09	306444002	6/19/2012	Ag-108m	-1.91E+00	2.27E+00	7.12E+00	U
TG	09	306444002	6/19/2012	Ag-110m	-7.03E+00	2.94E+00	7.60E+00	U
TG	09	306444002	6/19/2012	Ba-140	-9.05E-01	3.15E+00	1.02E+01	U
TG	09	306444002	6/19/2012	Be-7	1.28E+03	7.52E+01	7.00E+01	
TG	09	306444002	6/19/2012	Ce-141	-7.09E+00	5.13E+00	1.17E+01	U
TG	09	306444002	6/19/2012	Ce-144	-2.34E+01	1.53E+01	4.43E+01	U
TG	09	306444002	6/19/2012	Co-57	2.22E-01	1.85E+00	5.96E+00	U
TG	09	306444002	6/19/2012	Co-58	5.56E-01	2.78E+00	8.07E+00	U
TG	09	306444002	6/19/2012	Co-60	1.11E+01	4.76E+00	1.10E+01	UI
TG	09	306444002	6/19/2012	Cr-51	2.23E+01	2.14E+01	7.03E+01	U
TG	09	306444002	6/19/2012	Cs-134	4.57E+00	3.50E+00	1.09E+01	U

# Seabrook REMP Summary of 2012 Data

SAMPLE TYPE	STATION	LSN	END DATE	NUCLIDE	CONC (pCi/kg)	STD.DEV. (pCi/kg)	MDC (pCi/kg)	FLAGS
TG	09	306444002	6/19/2012	Cs-137	1.62E+00	2.74E+00	9.25E+00	U
TG	09	306444002	6/19/2012	Fe-59	4.84E+00	6.01E+00	1.96E+01	U
TG	09	306444002	6/19/2012	I-131	2.40E+00	3.13E+00	1.03E+01	U
TG	09	306444002	6/19/2012	K-40	4.99E+03	2.59E+02	7.90E+01	
TG	09	306444002	6/19/2012	La-140	-9.05E-01	3.15E+00	1.02E+01	U
TG	09	306444002	6/19/2012	Mn-54	8.89E-02	2.50E+00	8.29E+00	U
TG	09	306444002	6/19/2012	Nb-95	7.56E-01	2.62E+00	8.76E+00	U
TG	09	306444002	6/19/2012	Ru-103	1.99E+00	2.49E+00	8.07E+00	U
TG	09	306444002	6/19/2012	Ru-106	2.28E+01	2.37E+01	7.98E+01	U
TG	09	306444002	6/19/2012	Sb-124	2.40E-01	5.65E+00	1.87E+01	U
TG	09	306444002	6/19/2012	Sb-125	-8.54E+00	7.39E+00	2.26E+01	U
TG	09	306444002	6/19/2012	Se-75	4.43E+00	3.35E+00	1.09E+01	U
TG	09	306444002	6/19/2012	Th-228	1.95E+01	8.17E+00	1.43E+01	
TG	09	306444002	6/19/2012	Zn-65	-1.83E+01	8.23E+00	2.07E+01	U
TG	09	306444002	6/19/2012	Zr-95	-6.77E+00	4.82E+00	1.45E+01	U
TG	09	308743002	7/26/2012	Ac-228	7.87E+01	2.61E+01	5.02E+01	UI
TG	09	308743002	7/26/2012	Ag-108m	-3.68E+00	2.70E+00	7.98E+00	U
TG	09	308743002	7/26/2012	Ag-110m	-2.31E+01	6.35E+00	9.15E+00	U
TG	09	308743002	7/26/2012	Ba-140	9.36E-01	5.65E+00	1.85E+01	U
TG	09	308743002	7/26/2012	Be-7	1.18E+03	7.52E+01	8.56E+01	
TG	09	308743002	7/26/2012	Ce-141	2.90E+00	8.23E+00	1.48E+01	U
TG	09	308743002	7/26/2012	Ce-144	-1.70E+00	1.69E+01	5.40E+01	U
TG	09	308743002	7/26/2012	Co-57	-1.52E+00	2.25E+00	7.06E+00	U
TG	09	308743002	7/26/2012	Co-58	3.76E+00	3.28E+00	1.07E+01	U
TG	09	308743002	7/26/2012	Co-60	-1.50E+00	3.23E+00	1.04E+01	U
TG	09	308743002	7/26/2012	Cr-51	4.38E+01	3.03E+01	9.66E+01	U
TG	09	308743002	7/26/2012	Cs-134	4.19E+00	3.84E+00	1.26E+01	U
TG	09	308743002	7/26/2012	Cs-137	-8.74E+00	6.15E+00	1.38E+01	U
TG	09	308743002	7/26/2012	Fe-59	1.45E+01	7.57E+00	2.39E+01	U
TG	09	308743002	7/26/2012	I-131	7.07E+00	6.75E+00	2.19E+01	U
TG	09	308743002	7/26/2012	K-40	3.59E+03	1.94E+02	9.06E+01	
TG	09	308743002	7/26/2012	La-140	9.36E-01	5.65E+00	1.85E+01	U
TG	09	308743002	7/26/2012	Mn-54	-4.27E+00	3.20E+00	9.48E+00	U
TG	09	308743002	7/26/2012	Nb-95	2.54E+00	3.20E+00	1.06E+01	U
TG	09	308743002	7/26/2012	Ru-103	4.41E+00	3.19E+00	1.00E+01	U
TG	09	308743002	7/26/2012	Ru-106	-3.13E+00	2.62E+01	8.70E+01	U
TG	09	308743002	7/26/2012	Sb-124	-9.24E+00	7.39E+00	2.11E+01	U
TG	09	308743002	7/26/2012	Sb-125	-7.02E+00	8.10E+00	2.51E+01	U
TG	09	308743002	7/26/2012	Se-75	-5.67E-01	3.69E+00	1.22E+01	U
TG	09	308743002	7/26/2012	Th-228	1.22E+01	1.01E+01	1.64E+01	U
TG	09	308743002	7/26/2012	Zn-65	-1.99E+00	7.92E+00	2.25E+01	U
TG	09	308743002	7/26/2012	Zr-95	-5.78E+00	5.51E+00	1.70E+01	U
TG	09	310968002	7/26/2012	C-14	-3.01E+01	3.92E+02	1.29E+03	U
TG	09	310218002	8/21/2012	Ac-228	9.11E+01	2.96E+01	3.87E+01	
TG	09	310218002	8/21/2012	Ag-108m	8.33E+00	3.94E+00	9.60E+00	U
TG	09	310218002	8/21/2012	Ag-110m	-7.70E+00	3.55E+00	9.48E+00	U
TG	09	310218002	8/21/2012	Ba-140	-1.44E+00	4.66E+00	1.49E+01	U
TG	09	310218002	8/21/2012	Be-7	1.18E+03	7.92E+01	8.64E+01	
TG	09	310218002	8/21/2012	Ce-141	8.53E-01	5.37E+00	1.59E+01	U
TG	09	310218002	8/21/2012	Ce-144	-1.49E+00	1.68E+01	5.63E+01	U
TG	09	310218002	8/21/2012	Co-57	-2.00E+00	2.27E+00	7.39E+00	U

# Seabrook REMP Summary of 2012 Data

SAMPLE TYPE	STATION	LSN	END DATE	NUCLIDE	CONC (pCi/kg)	STD.DEV. (pCi/kg)	MDC (pCi/kg)	FLAGS
TG	09	310218002	8/21/2012	Co-58	3.70E+00	3.44E+00	1.12E+01	U
TG	09	310218002	8/21/2012	Co-60	4.60E+00	3.55E+00	1.17E+01	U
TG	09	310218002	8/21/2012	Cr-51	3.29E+01	3.16E+01	1.01E+02	U
TG	09	310218002	8/21/2012	Cs-134	4.86E+00	4.15E+00	1.34E+01	U
TG	09	310218002	8/21/2012	Cs-137	5.98E+00	3.59E+00	1.14E+01	U
TG	09	310218002	8/21/2012	Fe-59	-8.33E-01	6.72E+00	2.24E+01	U
TG	09	310218002	8/21/2012	I-131	8.36E+00	6.64E+00	2.09E+01	U
TG	09	310218002	8/21/2012	K-40	4.34E+03	2.21E+02	8.87E+01	
TG	09	310218002	8/21/2012	La-140	-1.44E+00	4.65E+00	1.49E+01	U
TG	09	310218002	8/21/2012	Mn-54	-9.85E-01	3.48E+00	1.12E+01	U
TG	09	310218002	8/21/2012	Nb-95	-1.06E+00	3.46E+00	1.12E+01	U
TG	09	310218002	8/21/2012	Ru-103	-6.35E+00	3.63E+00	1.06E+01	U
TG	09	310218002	8/21/2012	Ru-106	7.30E+00	2.80E+01	9.29E+01	U
TG	09	310218002	8/21/2012	Sb-124	6.11E+00	5.67E+00	1.91E+01	U
TG	09	310218002	8/21/2012	Sb-125	-7.61E-01	8.48E+00	2.70E+01	U
TG	09	310218002	8/21/2012	Se-75	-1.35E+00	4.12E+00	1.33E+01	U
TG	09	310218002	8/21/2012	Th-228	1.23E+01	8.84E+00	1.97E+01	U
TG	09	310218002	8/21/2012	Zn-65	-1.64E+01	7.81E+00	2.07E+01	U
TG	09	310218002	8/21/2012	Zr-95	-4.61E+00	5.84E+00	1.84E+01	U
TG	09	311799002	9/19/2012	Ac-228	5.88E+01	1.76E+01	3.02E+01	
TG	09	311799002	9/19/2012	Ag-108m	7.54E-01	2.03E+00	6.66E+00	U
TG	09	311799002	9/19/2012	Ag-110m	-6.28E-01	2.16E+00	7.20E+00	U
TG	09	311799002	9/19/2012	Ba-140	-4.95E+00	3.82E+00	1.11E+01	U
TG	09	311799002	9/19/2012	Be-7	1.32E+03	7.82E+01	6.36E+01	
TG	09	311799002	9/19/2012	Ce-141	1.98E+00	3.86E+00	1.24E+01	U
TG	09	311799002	9/19/2012	Ce-144	-2.33E+01	1.47E+01	4.20E+01	U
TG	09	311799002	9/19/2012	Co-57	6.73E-01	1.76E+00	5.68E+00	U
TG	09	311799002	9/19/2012	Co-58	9.32E-01	2.46E+00	8.25E+00	U
TG	09	311799002	9/19/2012	Co-60	1.00E+00	2.69E+00	9.14E+00	U
TG	09	311799002	9/19/2012	Cr-51	3.87E+00	2.14E+01	7.13E+01	U
TG	09	311799002	9/19/2012	Cs-134	2.73E-01	2.79E+00	9.32E+00	U
TG	09	311799002	9/19/2012	Cs-137	5.61E+00	2.73E+00	8.58E+00	U
TG	09	311799002	9/19/2012	Fe-59	-1.34E+01	6.17E+00	1.53E+01	U
TG	09	311799002	9/19/2012	I-131	5.81E+00	4.47E+00	1.44E+01	U
TG	09	311799002	9/19/2012	K-40	3.62E+03	1.92E+02	8.28E+01	
TG	09	311799002	9/19/2012	La-140	-4.95E+00	3.81E+00	1.11E+01	U
TG	09	311799002	9/19/2012	Mn-54	2.41E-01	2.36E+00	7.85E+00	U
TG	09	311799002	9/19/2012	Nb-95	7.25E+00	2.96E+00	8.74E+00	U
TG	09	311799002	9/19/2012	Ru-103	3.89E+00	2.59E+00	8.18E+00	U
TG	09	311799002	9/19/2012	Ru-106	-1.77E-02	2.07E+01	6.99E+01	U
TG	09	311799002	9/19/2012	Sb-124	-3.50E+00	4.91E+00	1.52E+01	U
TG	09	311799002	9/19/2012	Sb-125	-7.31E+00	6.38E+00	1.95E+01	U
TG	09	311799002	9/19/2012	Se-75	1.58E+00	2.95E+00	9.92E+00	U
TG	09	311799002	9/19/2012	Th-228	5.78E+00	6.25E+00	1.70E+01	U
TG	09	311799002	9/19/2012	Zn-65	2.66E+00	5.74E+00	1.64E+01	U
TG	09	311799002	9/19/2012	Zr-95	1.57E+00	4.07E+00	1.37E+01	U
TG	09	313720002	10/17/2012	Ac-228	2.57E+01	2.37E+01	3.18E+01	U
TG	09	313720002	10/17/2012	Ag-108m	2.35E+00	2.16E+00	7.03E+00	U
TG	09	313720002	10/17/2012	Ag-110m	-2.00E+00	2.31E+00	7.45E+00	U
TG	09	313720002	10/17/2012	Ba-140	5.37E+00	6.59E+00	2.23E+01	U
TG	09	313720002	10/17/2012	Be-7	1.93E+03	1.03E+02	7.68E+01	

# Seabrook REMP Summary of 2012 Data

SAMPLE TYPE	STATION	LSN	END DATE	NUCLIDE	CONC (pCi/kg)	STD.DEV. (pCi/kg)	MDC (pCi/kg)	FLAGS
TG	09	313720002	10/17/2012	Ce-141	3.74E+00	4.40E+00	1.42E+01	U
TG	09	313720002	10/17/2012	Ce-144	1.34E+00	1.36E+01	4.44E+01	U
TG	09	313720002	10/17/2012	Co-57	1.78E+00	1.82E+00	5.88E+00	U
TG	09	313720002	10/17/2012	Co-58	3.14E+00	2.89E+00	8.50E+00	U
TG	09	313720002	10/17/2012	Co-60	-8.73E-01	2.86E+00	9.45E+00	U
TG	09	313720002	10/17/2012	Cr-51	1.53E+01	2.78E+01	9.31E+01	U
TG	09	313720002	10/17/2012	Cs-134	4.74E+00	3.49E+00	1.05E+01	U
TG	09	313720002	10/17/2012	Cs-137	7.33E-01	2.49E+00	8.44E+00	U
TG	09	313720002	10/17/2012	Fe-59	2.51E+00	6.34E+00	2.08E+01	U
TG	09	313720002	10/17/2012	I-131	3.61E+00	9.45E+00	3.15E+01	U
TG	09	313720002	10/17/2012	K-40	3.54E+03	1.85E+02	7.85E+01	
TG	09	313720002	10/17/2012	La-140	5.37E+00	6.59E+00	2.23E+01	U
TG	09	313720002	10/17/2012	Mn-54	6.47E+00	2.90E+00	8.78E+00	U
TG	09	313720002	10/17/2012	Nb-95	-2.44E+00	2.92E+00	9.35E+00	U
TG	09	313720002	10/17/2012	Ru-103	5.40E-01	2.79E+00	9.12E+00	U
TG	09	313720002	10/17/2012	Ru-106	-2.82E+01	2.47E+01	7.37E+01	U
TG	09	313720002	10/17/2012	Sb-124	9.29E+00	6.73E+00	2.25E+01	U
TG	09	313720002	10/17/2012	Sb-125	-3.10E+00	6.64E+00	2.15E+01	U
TG	09	313720002	10/17/2012	Se-75	2.56E+00	3.29E+00	1.11E+01	U
TG	09	313720002	10/17/2012	Th-228	1.39E+01	7.28E+00	1.32E+01	UI
TG	09	313720002	10/17/2012	Zn-65	-7.81E+00	7.45E+00	1.92E+01	U
TG	09	313720002	10/17/2012	Zr-95	2.08E+00	4.92E+00	1.66E+01	U
TG	10	304726003	5/17/2012	Ac-228	-2.97E+01	1.90E+01	4.08E+01	U
TG	10	304726003	5/17/2012	Ag-108m	2.22E+00	2.40E+00	7.69E+00	U
TG	10	304726003	5/17/2012	Ag-110m	3.66E+00	3.12E+00	8.99E+00	U
TG	10	304726003	5/17/2012	Ba-140	7.49E+00	4.55E+00	1.52E+01	U
TG	10	304726003	5/17/2012	Be-7	4.05E+02	4.29E+01	7.74E+01	
TG	10	304726003	5/17/2012	Ce-141	-6.05E+00	6.37E+00	1.45E+01	U
TG	10	304726003	5/17/2012	Ce-144	7.81E+00	1.70E+01	5.41E+01	U
TG	10	304726003	5/17/2012	Co-57	3.65E+00	2.28E+00	6.98E+00	U
TG	10	304726003	5/17/2012	Co-58	5.93E-01	2.89E+00	9.40E+00	U
TG	10	304726003	5/17/2012	Co-60	1.49E+00	2.96E+00	9.81E+00	U
TG	10	304726003	5/17/2012	Cr-51	5.87E+00	2.50E+01	8.19E+01	U
TG	10	304726003	5/17/2012	Cs-134	2.46E+00	3.43E+00	1.12E+01	U
TG	10	304726003	5/17/2012	Cs-137	1.53E+01	4.05E+00	9.57E+00	M
TG	10	304726003	5/17/2012	Fe-59	-1.42E+01	7.29E+00	1.97E+01	U
TG	10	304726003	5/17/2012	I-131	-1.71E+00	4.60E+00	1.47E+01	U
TG	10	304726003	5/17/2012	K-40	3.36E+03	1.85E+02	8.96E+01	
TG	10	304726003	5/17/2012	La-140	7.49E+00	4.54E+00	1.52E+01	U
TG	10	304726003	5/17/2012	Mn-54	-1.35E+00	2.94E+00	9.29E+00	U
TG	10	304726003	5/17/2012	Nb-95	2.20E+00	2.87E+00	9.41E+00	U
TG	10	304726003	5/17/2012	Ru-103	2.19E+00	2.89E+00	9.70E+00	U
TG	10	304726003	5/17/2012	Ru-106	-1.03E+01	2.66E+01	8.66E+01	U
TG	10	304726003	5/17/2012	Sb-124	-1.32E+00	6.06E+00	1.98E+01	U
TG	10	304726003	5/17/2012	Sb-125	-4.66E+00	7.51E+00	2.34E+01	U
TG	10	304726003	5/17/2012	Se-75	3.41E+00	3.51E+00	1.15E+01	U
TG	10	304726003	5/17/2012	Th-228	-2.21E+01	1.12E+01	2.29E+01	U
TG	10	304726003	5/17/2012	Zn-65	-2.08E+01	8.40E+00	1.99E+01	U
TG	10	304726003	5/17/2012	Zr-95	-4.84E+00	5.10E+00	1.56E+01	U
TG	10	306444003	6/19/2012	Ac-228	3.40E+01	2.26E+01	3.91E+01	U
TG	10	306444003	6/19/2012	Ag-108m	1.23E+00	2.16E+00	7.18E+00	U



# Seabrook REMP Summary of 2012 Data

SAMPLE TYPE	STATION	LSN	END DATE	NUCLIDE	CONC (pCi/kg)	STD.DEV. (pCi/kg)	MDC (pCi/kg)	FLAGS
TG	10	306444003	6/19/2012	Ag-110m	-7.12E+00	3.04E+00	7.67E+00	U
TG	10	306444003	6/19/2012	Ba-140	2.84E+00	3.10E+00	1.04E+01	U
TG	10	306444003	6/19/2012	Be-7	7.82E+02	5.37E+01	6.61E+01	
TG	10	306444003	6/19/2012	Ce-141	9.28E+00	4.04E+00	1.16E+01	U
TG	10	306444003	6/19/2012	Ce-144	-7.69E+00	1.36E+01	4.43E+01	U
TG	10	306444003	6/19/2012	Co-57	2.83E+00	1.84E+00	5.83E+00	U
TG	10	306444003	6/19/2012	Co-58	-1.61E-01	2.38E+00	7.92E+00	U
TG	10	306444003	6/19/2012	Co-60	-3.48E+00	2.88E+00	8.91E+00	U
TG	10	306444003	6/19/2012	Cr-51	3.56E+01	2.12E+01	6.76E+01	U
TG	10	306444003	6/19/2012	Cs-134	3.33E+00	3.31E+00	1.10E+01	U
TG	10	306444003	6/19/2012	Cs-137	1.96E+00	2.87E+00	9.29E+00	U
TG	10	306444003	6/19/2012	Fe-59	2.58E+00	5.69E+00	1.87E+01	U
TG	10	306444003	6/19/2012	I-131	1.15E+00	3.12E+00	1.05E+01	U
TG	10	306444003	6/19/2012	K-40	4.62E+03	2.25E+02	7.37E+01	
TG	10	306444003	6/19/2012	La-140	2.84E+00	3.10E+00	1.04E+01	U
TG	10	306444003	6/19/2012	Mn-54	1.66E+00	2.45E+00	8.19E+00	U
TG	10	306444003	6/19/2012	Nb-95	4.93E+00	2.70E+00	8.54E+00	U
TG	10	306444003	6/19/2012	Ru-103	-1.07E+00	2.41E+00	7.81E+00	U
TG	10	306444003	6/19/2012	Ru-106	-1.74E+01	2.27E+01	7.12E+01	U
TG	10	306444003	6/19/2012	Sb-124	8.41E-01	4.96E+00	1.64E+01	U
TG	10	306444003	6/19/2012	Sb-125	3.06E-02	6.40E+00	2.13E+01	U
TG	10	306444003	6/19/2012	Sc-75	9.06E-01	3.15E+00	1.02E+01	U
TG	10	306444003	6/19/2012	Th-228	8.62E+00	8.41E+00	1.58E+01	U
TG	10	306444003	6/19/2012	Zn-65	-2.72E+00	6.95E+00	1.91E+01	U
TG	10	306444003	6/19/2012	Zr-95	-1.06E+01	4.96E+00	1.35E+01	U
TG	10	308743003	7/26/2012	Ac-228	1.88E+01	1.65E+01	3.77E+01	U
TG	10	308743003	7/26/2012	Ag-108m	-2.13E+00	2.11E+00	6.54E+00	U
TG	10	308743003	7/26/2012	Ag-110m	4.47E+00	2.54E+00	7.04E+00	U
TG	10	308743003	7/26/2012	Ba-140	-3.83E+00	4.08E+00	1.26E+01	U
TG	10	308743003	7/26/2012	Be-7	1.50E+03	8.53E+01	6.71E+01	
TG	10	308743003	7/26/2012	Ce-141	1.42E+01	4.95E+00	1.26E+01	UI
TG	10	308743003	7/26/2012	Ce-144	-1.38E+01	1.38E+01	4.22E+01	U
TG	10	308743003	7/26/2012	Co-57	2.04E+00	1.75E+00	5.56E+00	U
TG	10	308743003	7/26/2012	Co-58	-8.08E-01	2.35E+00	7.72E+00	U
TG	10	308743003	7/26/2012	Co-60	5.71E+00	3.00E+00	9.44E+00	U
TG	10	308743003	7/26/2012	Cr-51	-1.65E+01	2.33E+01	7.55E+01	U
TG	10	308743003	7/26/2012	Cs-134	7.17E-01	2.88E+00	9.67E+00	U
TG	10	308743003	7/26/2012	Cs-137	4.06E+01	5.09E+00	7.85E+00	M
TG	10	308743003	7/26/2012	Fe-59	-2.47E+00	5.66E+00	1.81E+01	U
TG	10	308743003	7/26/2012	I-131	8.33E+00	5.17E+00	1.64E+01	U
TG	10	308743003	7/26/2012	K-40	3.47E+03	1.85E+02	7.10E+01	
TG	10	308743003	7/26/2012	La-140	-3.83E+00	4.08E+00	1.26E+01	U
TG	10	308743003	7/26/2012	Mn-54	-9.47E-01	2.44E+00	8.00E+00	U
TG	10	308743003	7/26/2012	Nb-95	-5.34E-01	2.53E+00	8.41E+00	U
TG	10	308743003	7/26/2012	Ru-103	-1.68E+00	2.60E+00	8.21E+00	U
TG	10	308743003	7/26/2012	Ru-106	1.14E+01	2.18E+01	7.07E+01	U
TG	10	308743003	7/26/2012	Sb-124	6.25E+00	5.20E+00	1.78E+01	U
TG	10	308743003	7/26/2012	Sb-125	8.45E+00	6.65E+00	2.15E+01	U
TG	10	308743003	7/26/2012	Se-75	6.64E+00	3.39E+00	1.05E+01	U
TG	10	308743003	7/26/2012	Th-228	1.98E+00	7.14E+00	1.54E+01	U
TG	10	308743003	7/26/2012	Zn-65	6.88E+00	6.02E+00	1.96E+01	U

# Seabrook REMP Summary of 2012 Data

SAMPLE TYPE	STATION	LSN	END DATE	NUCLIDE	CONC (pCi/kg)	STD.DEV. (pCi/kg)	MDC (pCi/kg)	FLAGS
TG	10	308743003	7/26/2012	Zr-95	2.90E+00	4.36E+00	1.47E+01	U
TG	10	310968003	7/26/2012	C-14	9.91E+02	3.78E+02	1.20E+03	U
TG	10	310218003	8/21/2012	Ac-228	4.10E+01	2.75E+01	3.70E+01	UI
TG	10	310218003	8/21/2012	Ag-108m	2.02E+00	2.89E+00	9.36E+00	U
TG	10	310218003	8/21/2012	Ag-110m	5.07E-01	3.29E+00	9.53E+00	U
TG	10	310218003	8/21/2012	Ba-140	1.29E-01	6.19E+00	2.01E+01	U
TG	10	310218003	8/21/2012	Be-7	1.16E+03	8.41E+01	9.17E+01	
TG	10	310218003	8/21/2012	Ce-141	9.80E+00	5.88E+00	1.78E+01	U
TG	10	310218003	8/21/2012	Ce-144	-3.38E+01	2.04E+01	5.79E+01	U
TG	10	310218003	8/21/2012	Co-57	1.82E+00	2.44E+00	7.85E+00	U
TG	10	310218003	8/21/2012	Co-58	2.71E+00	3.43E+00	1.13E+01	U
TG	10	310218003	8/21/2012	Co-60	8.85E-01	3.56E+00	1.18E+01	U
TG	10	310218003	8/21/2012	Cr-51	-2.95E+01	3.20E+01	1.01E+02	U
TG	10	310218003	8/21/2012	Cs-134	7.16E+00	4.17E+00	1.32E+01	U
TG	10	310218003	8/21/2012	Cs-137	1.82E+01	8.05E+00	1.06E+01	M
TG	10	310218003	8/21/2012	Fe-59	-3.61E+00	6.48E+00	2.10E+01	U
TG	10	310218003	8/21/2012	I-131	-2.21E+00	6.72E+00	2.17E+01	U
TG	10	310218003	8/21/2012	K-40	3.07E+03	1.79E+02	1.08E+02	
TG	10	310218003	8/21/2012	La-140	1.29E-01	6.19E+00	2.01E+01	U
TG	10	310218003	8/21/2012	Mn-54	-2.00E+00	3.27E+00	1.04E+01	U
TG	10	310218003	8/21/2012	Nb-95	1.98E+00	3.45E+00	1.14E+01	U
TG	10	310218003	8/21/2012	Ru-103	6.60E-01	3.42E+00	1.10E+01	U
TG	10	310218003	8/21/2012	Ru-106	-2.40E+01	2.97E+01	9.53E+01	U
TG	10	310218003	8/21/2012	Sb-124	-2.13E+00	7.55E+00	2.39E+01	U
TG	10	310218003	8/21/2012	Sb-125	-5.97E+00	8.44E+00	2.64E+01	U
TG	10	310218003	8/21/2012	Se-75	6.82E+00	4.48E+00	1.43E+01	U
TG	10	310218003	8/21/2012	Th-228	1.27E+01	1.07E+01	2.28E+01	U
TG	10	310218003	8/21/2012	Zn-65	-2.57E+01	9.85E+00	2.25E+01	U
TG	10	310218003	8/21/2012	Zr-95	6.17E+00	6.00E+00	1.98E+01	U
TG	10	311799003	9/19/2012	Ac-228	4.07E+01	2.73E+01	4.69E+01	U
TG	10	311799003	9/19/2012	Ag-108m	1.76E+00	2.53E+00	8.18E+00	U
TG	10	311799003	9/19/2012	Ag-110m	9.49E-01	3.33E+00	9.55E+00	U
TG	10	311799003	9/19/2012	Ba-140	4.89E+00	5.20E+00	1.74E+01	U
TG	10	311799003	9/19/2012	Be-7	9.54E+02	6.66E+01	7.94E+01	
TG	10	311799003	9/19/2012	Ce-141	6.26E+00	4.72E+00	1.52E+01	U
TG	10	311799003	9/19/2012	Ce-144	1.33E+01	1.64E+01	5.45E+01	U
TG	10	311799003	9/19/2012	Co-57	1.59E+00	2.13E+00	7.11E+00	U
TG	10	311799003	9/19/2012	Co-58	2.57E+00	2.94E+00	9.68E+00	U
TG	10	311799003	9/19/2012	Co-60	-4.71E+00	4.55E+00	1.04E+01	U
TG	10	311799003	9/19/2012	Cr-51	2.95E+01	2.81E+01	9.06E+01	U
TG	10	311799003	9/19/2012	Cs-134	-1.81E-01	3.70E+00	1.21E+01	U
TG	10	311799003	9/19/2012	Cs-137	2.67E+01	5.17E+00	9.97E+00	M
TG	10	311799003	9/19/2012	Fe-59	-1.21E+01	7.10E+00	2.05E+01	U
TG	10	311799003	9/19/2012	I-131	-3.22E+00	5.59E+00	1.77E+01	U
TG	10	311799003	9/19/2012	K-40	3.41E+03	1.85E+02	8.32E+01	
TG	10	311799003	9/19/2012	La-140	4.89E+00	5.19E+00	1.74E+01	U
TG	10	311799003	9/19/2012	Mn-54	3.38E+00	3.01E+00	9.81E+00	U
TG	10	311799003	9/19/2012	Nb-95	7.20E+00	3.42E+00	1.04E+01	U
TG	10	311799003	9/19/2012	Ru-103	-3.43E+00	2.94E+00	9.22E+00	U
TG	10	311799003	9/19/2012	Ru-106	-3.80E+01	2.81E+01	8.55E+01	U
TG	10	311799003	9/19/2012	Sb-124	-7.29E+00	6.91E+00	2.07E+01	U

# Seabrook REMP Summary of 2012 Data

SAMPLE TYPE	STATION	LSN	END DATE	NUCLIDE	CONC (pCi/kg)	STD.DEV. (pCi/kg)	MDC (pCi/kg)	FLAGS
TG	10	311799003	9/19/2012	Sb-125	-4.33E+00	7.88E+00	2.49E+01	U
TG	10	311799003	9/19/2012	Se-75	-3.54E-01	3.78E+00	1.24E+01	U
TG	10	311799003	9/19/2012	Th-228	2.30E-01	7.54E+00	1.87E+01	U
TG	10	311799003	9/19/2012	Zn-65	-1.11E+01	7.36E+00	2.19E+01	U
TG	10	311799003	9/19/2012	Zr-95	-3.01E+00	5.11E+00	1.64E+01	U
TG	10	313720003	10/17/2012	Ac-228	5.51E+01	2.04E+01	2.89E+01	
TG	10	313720003	10/17/2012	Ag-108m	-1.37E+00	1.94E+00	6.21E+00	U
TG	10	313720003	10/17/2012	Ag-110m	-2.96E+00	2.67E+00	6.83E+00	U
TG	10	313720003	10/17/2012	Ba-140	-1.93E+00	3.20E+00	1.01E+01	U
TG	10	313720003	10/17/2012	Be-7	1.34E+03	7.66E+01	5.94E+01	
TG	10	313720003	10/17/2012	Ce-141	1.20E-01	3.88E+00	1.13E+01	U
TG	10	313720003	10/17/2012	Ce-144	-1.50E+01	1.27E+01	3.91E+01	U
TG	10	313720003	10/17/2012	Co-57	5.99E-01	1.68E+00	5.54E+00	U
TG	10	313720003	10/17/2012	Co-58	-5.02E+00	2.74E+00	7.77E+00	U
TG	10	313720003	10/17/2012	Co-60	4.19E+00	2.99E+00	9.98E+00	U
TG	10	313720003	10/17/2012	Cr-51	-3.84E+01	2.09E+01	6.08E+01	U
TG	10	313720003	10/17/2012	Cs-134	7.73E+00	3.37E+00	1.02E+01	U
TG	10	313720003	10/17/2012	Cs-137	1.54E+01	3.59E+00	8.51E+00	M
TG	10	313720003	10/17/2012	Fe-59	3.42E+00	5.53E+00	1.82E+01	U
TG	10	313720003	10/17/2012	I-131	-2.18E-01	3.54E+00	1.18E+01	U
TG	10	313720003	10/17/2012	K-40	5.25E+03	2.56E+02	6.45E+01	
TG	10	313720003	10/17/2012	La-140	-1.93E+00	3.20E+00	1.01E+01	U
TG	10	313720003	10/17/2012	Mn-54	1.72E+00	2.51E+00	8.42E+00	U
TG	10	313720003	10/17/2012	Nb-95	5.33E+00	2.75E+00	8.69E+00	U
TG	10	313720003	10/17/2012	Ru-103	8.62E-01	2.28E+00	7.51E+00	U
TG	10	313720003	10/17/2012	Ru-106	1.14E+01	2.05E+01	6.66E+01	U
TG	10	313720003	10/17/2012	Sb-124	3.12E-01	4.60E+00	1.52E+01	U
TG	10	313720003	10/17/2012	Sb-125	5.15E+00	6.04E+00	1.99E+01	U
TG	10	313720003	10/17/2012	Se-75	5.42E-01	2.78E+00	9.45E+00	U
TG	10	313720003	10/17/2012	Th-228	2.96E+00	6.51E+00	1.37E+01	U
TG	10	313720003	10/17/2012	Zn-65	-1.76E+01	7.95E+00	2.02E+01	U
TG	10	313720003	10/17/2012	Zr-95	-2.68E+00	4.22E+00	1.37E+01	U

# Seabrook REMP Summary of 2012 Data

SAMPLE TYPE	STATION	LSN	END DATE	NUCLIDE	CONC (pCi/kg)	STD.DEV. (pCi/kg)	MDC (pCi/kg)	FLAGS
TM	15	294146001	1/11/2012	Ac-228	4.48E+00	5.54E+00	1.23E+01	U
TM	15	294146001	1/11/2012	Ag-108m	-4.44E-02	7.29E-01	2.35E+00	U
TM	15	294146001	1/11/2012	Ag-110m	1.13E+00	9.49E-01	2.73E+00	U
TM	15	294146001	1/11/2012	Ba-140	-6.05E-01	1.03E+00	3.30E+00	U
TM	15	294146001	1/11/2012	Be-7	5.21E+00	7.20E+00	2.32E+01	U
TM	15	294146001	1/11/2012	Ce-141	1.84E+00	1.42E+00	4.45E+00	U
TM	15	294146001	1/11/2012	Ce-144	-2.43E+00	5.22E+00	1.68E+01	U
TM	15	294146001	1/11/2012	Co-57	1.90E-01	6.65E-01	2.18E+00	U
TM	15	294146001	1/11/2012	Co-58	1.05E+00	8.45E-01	2.73E+00	U
TM	15	294146001	1/11/2012	Co-60	-2.20E+00	1.04E+00	2.68E+00	U
TM	15	294146001	1/11/2012	Cr-51	1.86E+00	7.21E+00	2.39E+01	U
TM	15	294146001	1/11/2012	Cs-134	6.10E-01	9.90E-01	3.25E+00	U
TM	15	294146001	1/11/2012	Cs-137	1.65E+01	1.58E+00	2.64E+00	M
TM	15	294146001	1/11/2012	Fe-59	2.04E+00	1.91E+00	6.31E+00	U
TM	15	294146001	1/11/2012	I-131	2.44E-01	2.23E-01	7.17E-01	U
TM	15	294146001	1/11/2012	K-40	1.55E+03	7.60E+01	2.32E+01	
TM	15	294146001	1/11/2012	La-140	-6.05E-01	1.03E+00	3.30E+00	U
TM	15	294146001	1/11/2012	Mn-54	-1.02E+00	8.71E-01	2.62E+00	U
TM	15	294146001	1/11/2012	Nb-95	7.79E-01	8.42E-01	2.75E+00	U
TM	15	294146001	1/11/2012	Ru-103	-1.43E+00	8.48E-01	2.51E+00	U
TM	15	294146001	1/11/2012	Ru-106	3.23E+00	6.98E+00	2.33E+01	U
TM	15	294146001	1/11/2012	Sb-124	-3.94E-02	1.66E+00	5.48E+00	U
TM	15	294146001	1/11/2012	Sb-125	1.68E+00	2.28E+00	7.39E+00	U
TM	15	294146001	1/11/2012	Se-75	5.35E-01	1.01E+00	3.37E+00	U
TM	15	294146001	1/11/2012	Th-228	4.85E+00	2.65E+00	5.07E+00	U
TM	15	294146001	1/11/2012	Zn-65	-5.23E+00	2.34E+00	6.07E+00	U
TM	15	294146001	1/11/2012	Zr-95	-6.27E-02	1.44E+00	4.70E+00	U
TM	15	295825001	2/8/2012	Ac-228	-2.76E+00	3.31E+00	9.25E+00	U
TM	15	295825001	2/8/2012	Ag-108m	-4.65E-01	5.53E-01	1.77E+00	U
TM	15	295825001	2/8/2012	Ag-110m	9.62E-01	7.38E-01	2.10E+00	U
TM	15	295825001	2/8/2012	Ba-140	6.95E-01	9.55E-01	3.24E+00	U
TM	15	295825001	2/8/2012	Be-7	-6.66E+00	5.57E+00	1.71E+01	U
TM	15	295825001	2/8/2012	Ce-141	1.55E+00	1.14E+00	3.67E+00	U
TM	15	295825001	2/8/2012	Ce-144	9.35E-01	4.29E+00	1.44E+01	U
TM	15	295825001	2/8/2012	Co-57	3.40E-01	5.43E-01	1.82E+00	U
TM	15	295825001	2/8/2012	Co-58	1.74E+00	7.35E-01	2.23E+00	U
TM	15	295825001	2/8/2012	Co-60	1.04E+00	8.14E-01	2.63E+00	U
TM	15	295825001	2/8/2012	Cr-51	-5.91E+00	5.73E+00	1.85E+01	U
TM	15	295825001	2/8/2012	Cs-134	1.22E+00	8.53E-01	2.82E+00	U
TM	15	295825001	2/8/2012	Cs-137	8.27E+00	1.14E+00	2.33E+00	M
TM	15	295825001	2/8/2012	Fe-59	-3.91E-01	1.60E+00	5.19E+00	U
TM	15	295825001	2/8/2012	I-131	2.94E-01	1.61E-01	5.09E-01	U
TM	15	295825001	2/8/2012	K-40	1.77E+03	8.90E+01	1.93E+01	
TM	15	295825001	2/8/2012	La-140	6.95E-01	9.55E-01	3.24E+00	U
TM	15	295825001	2/8/2012	Mn-54	-1.29E+00	7.30E-01	2.10E+00	U
TM	15	295825001	2/8/2012	Nb-95	4.12E-01	6.28E-01	2.14E+00	U
TM	15	295825001	2/8/2012	Ru-103	-4.36E-01	7.53E-01	2.12E+00	U
TM	15	295825001	2/8/2012	Ru-106	5.37E+00	5.72E+00	1.86E+01	U
TM	15	295825001	2/8/2012	Sb-124	-7.02E-01	1.35E+00	4.30E+00	U

## Seabrook REMP Summary of 2012 Data

SAMPLE TYPE	STATION	LSN	END DATE	NUCLIDE	CONC (pCi/kg)	STD.DEV. (pCi/kg)	MDC (pCi/kg)	FLAGS
TM	15	295825001	2/8/2012	Sb-125	8.06E-01	1.72E+00	5.78E+00	U
TM	15	295825001	2/8/2012	Se-75	1.47E+00	9.54E-01	2.95E+00	U
TM	15	295825001	2/8/2012	Th-228	3.93E-01	1.91E+00	4.33E+00	U
TM	15	295825001	2/8/2012	Zn-65	-5.50E-01	1.78E+00	5.75E+00	U
TM	15	295825001	2/8/2012	Zr-95	9.35E-01	1.13E+00	3.83E+00	U
TM	15	297337001	3/7/2012	Ac-228	2.11E+00	4.29E+00	1.14E+01	U
TM	15	297337001	3/7/2012	Ag-108m	-3.02E-01	7.01E-01	2.21E+00	U
TM	15	297337001	3/7/2012	Ag-110m	1.77E-01	8.19E-01	2.35E+00	U
TM	15	297337001	3/7/2012	Ba-140	9.88E-01	1.14E+00	3.88E+00	U
TM	15	297337001	3/7/2012	Be-7	1.17E+00	6.30E+00	2.13E+01	U
TM	15	297337001	3/7/2012	Ce-141	-2.09E-02	1.48E+00	4.45E+00	U
TM	15	297337001	3/7/2012	Ce-144	5.63E+00	5.47E+00	1.72E+01	U
TM	15	297337001	3/7/2012	Co-57	8.63E-01	7.10E-01	2.22E+00	U
TM	15	297337001	3/7/2012	Co-58	-9.40E-01	7.84E-01	2.32E+00	U
TM	15	297337001	3/7/2012	Co-60	-5.81E-01	8.77E-01	2.74E+00	U
TM	15	297337001	3/7/2012	Cr-51	-2.05E+00	7.13E+00	2.31E+01	U
TM	15	297337001	3/7/2012	Cs-134	4.73E-01	9.15E-01	3.00E+00	U
TM	15	297337001	3/7/2012	Cs-137	4.06E+00	1.22E+00	2.62E+00	M
TM	15	297337001	3/7/2012	Fe-59	-2.68E-01	1.72E+00	5.65E+00	U
TM	15	297337001	3/7/2012	I-131	-1.98E-01	1.74E-01	5.39E-01	U
TM	15	297337001	3/7/2012	K-40	1.45E+03	7.47E+01	2.28E+01	
TM	15	297337001	3/7/2012	La-140	9.88E-01	1.14E+00	3.88E+00	U
TM	15	297337001	3/7/2012	Mn-54	1.43E-01	7.97E-01	2.59E+00	U
TM	15	297337001	3/7/2012	Nb-95	2.27E+00	9.53E-01	2.79E+00	U
TM	15	297337001	3/7/2012	Ru-103	-1.12E+00	8.01E-01	2.44E+00	U
TM	15	297337001	3/7/2012	Ru-106	-2.77E+00	6.67E+00	2.17E+01	U
TM	15	297337001	3/7/2012	Sb-124	-1.06E+00	1.62E+00	5.11E+00	U
TM	15	297337001	3/7/2012	Sb-125	-5.16E-01	2.19E+00	6.95E+00	U
TM	15	297337001	3/7/2012	Se-75	3.12E-01	1.00E+00	3.33E+00	U
TM	15	297337001	3/7/2012	Th-228	4.77E+00	3.08E+00	4.38E+00	UI
TM	15	297337001	3/7/2012	Zn-65	1.46E+00	1.97E+00	6.56E+00	U
TM	15	297337001	3/7/2012	Zr-95	-3.58E-01	1.35E+00	4.34E+00	U
TM	15	301906001	4/4/2012	Ac-228	-6.21E+00	4.64E+00	1.01E+01	U
TM	15	301906001	4/4/2012	Ag-108m	5.24E-01	6.37E-01	2.06E+00	U
TM	15	301906001	4/4/2012	Ag-110m	5.91E-01	8.08E-01	2.34E+00	U
TM	15	301906001	4/4/2012	Ba-140	-5.85E-01	1.03E+00	3.32E+00	U
TM	15	301906001	4/4/2012	Be-7	-1.06E+01	6.77E+00	1.94E+01	U
TM	15	301906001	4/4/2012	Ce-141	5.76E+00	1.90E+00	4.14E+00	UI
TM	15	301906001	4/4/2012	Ce-144	-3.06E+00	4.65E+00	1.48E+01	U
TM	15	301906001	4/4/2012	Co-57	-1.18E+00	6.62E-01	1.91E+00	U
TM	15	301906001	4/4/2012	Co-58	-4.65E-01	7.65E-01	2.42E+00	U
TM	15	301906001	4/4/2012	Co-60	6.29E-01	8.53E-01	2.80E+00	U
TM	15	301906001	4/4/2012	Cr-51	-1.51E+01	7.46E+00	2.09E+01	U
TM	15	301906001	4/4/2012	Cs-134	2.02E+00	1.02E+00	3.11E+00	U
TM	15	301906001	4/4/2012	Cs-137	5.21E+00	1.25E+00	2.51E+00	M
TM	15	301906001	4/4/2012	Fe-59	3.73E-01	1.69E+00	5.63E+00	U
TM	15	301906001	4/4/2012	I-131	1.69E-01	1.66E-01	5.54E-01	U
TM	15	301906001	4/4/2012	K-40	1.58E+03	7.55E+01	2.19E+01	
TM	15	301906001	4/4/2012	La-140	-5.85E-01	1.03E+00	3.32E+00	U
TM	15	301906001	4/4/2012	Mn-54	9.69E-02	7.15E-01	2.33E+00	U
TM	15	301906001	4/4/2012	Nb-95	-6.61E-01	7.64E-01	2.39E+00	U

# Seabrook REMP Summary of 2012 Data

SAMPLE TYPE	STATION	LSN	END DATE	NUCLIDE	CONC (pCi/kg)	STD.DEV. (pCi/kg)	MDC (pCi/kg)	FLAGS
TM	15	301906001	4/4/2012	Ru-103	-3.83E-01	7.24E-01	2.40E+00	U
TM	15	301906001	4/4/2012	Ru-106	-4.71E+00	6.76E+00	2.18E+01	U
TM	15	301906001	4/4/2012	Sb-124	1.91E+00	1.54E+00	5.19E+00	U
TM	15	301906001	4/4/2012	Sb-125	3.61E+00	2.09E+00	6.42E+00	U
TM	15	301906001	4/4/2012	Se-75	4.71E-02	8.92E-01	2.99E+00	U
TM	15	301906001	4/4/2012	Th-228	-1.36E+00	1.83E+00	4.47E+00	U
TM	15	301906001	4/4/2012	Zn-65	-2.81E+00	1.98E+00	5.93E+00	U
TM	15	301906001	4/4/2012	Zr-95	2.57E+00	1.47E+00	4.58E+00	U
TM	15	303030001	4/18/2012	Ac-228	9.99E+00	4.66E+00	9.51E+00	UI
TM	15	303030001	4/18/2012	Ag-108m	4.01E-01	5.65E-01	1.83E+00	U
TM	15	303030001	4/18/2012	Ag-110m	1.01E+00	6.91E-01	1.98E+00	U
TM	15	303030001	4/18/2012	Ba-140	2.00E+00	9.92E-01	3.12E+00	U
TM	15	303030001	4/18/2012	Be-7	-4.48E+00	5.58E+00	1.72E+01	U
TM	15	303030001	4/18/2012	Ce-141	8.10E-01	1.06E+00	3.40E+00	U
TM	15	303030001	4/18/2012	Ce-144	3.22E+00	4.26E+00	1.30E+01	U
TM	15	303030001	4/18/2012	Co-57	-8.76E-01	5.71E-01	1.69E+00	U
TM	15	303030001	4/18/2012	Co-58	3.57E-01	6.51E-01	2.14E+00	U
TM	15	303030001	4/18/2012	Co-60	1.88E+00	8.88E-01	2.73E+00	U
TM	15	303030001	4/18/2012	Cr-51	-2.17E+00	5.52E+00	1.80E+01	U
TM	15	303030001	4/18/2012	Cs-134	1.68E+00	9.08E-01	2.82E+00	U
TM	15	303030001	4/18/2012	Cs-137	4.82E+00	1.55E+00	2.12E+00	M
TM	15	303030001	4/18/2012	Fe-59	-7.24E-02	1.57E+00	5.23E+00	U
TM	15	303030001	4/18/2012	I-131	8.35E-02	1.38E-01	4.66E-01	U
TM	15	303030001	4/18/2012	K-40	1.63E+03	7.64E+01	2.13E+01	
TM	15	303030001	4/18/2012	La-140	2.00E+00	9.88E-01	3.12E+00	U
TM	15	303030001	4/18/2012	Mn-54	-7.41E-01	7.03E-01	2.16E+00	U
TM	15	303030001	4/18/2012	Nb-95	1.00E-01	6.22E-01	2.05E+00	U
TM	15	303030001	4/18/2012	Ru-103	-4.93E-01	6.81E-01	2.11E+00	U
TM	15	303030001	4/18/2012	Ru-106	2.46E+00	5.67E+00	1.90E+01	U
TM	15	303030001	4/18/2012	Sb-124	8.59E-01	1.35E+00	4.60E+00	U
TM	15	303030001	4/18/2012	Sb-125	-3.02E+00	1.81E+00	5.16E+00	U
TM	15	303030001	4/18/2012	Se-75	4.12E-01	8.59E-01	2.87E+00	U
TM	15	303030001	4/18/2012	Th-228	2.96E+00	2.09E+00	4.57E+00	U
TM	15	303030001	4/18/2012	Zn-65	-3.89E-01	1.67E+00	5.52E+00	U
TM	15	303030001	4/18/2012	Zr-95	5.52E-02	1.19E+00	3.92E+00	U
TM	15	304019001	5/2/2012	Ac-228	3.16E-01	3.95E+00	1.07E+01	U
TM	15	304019001	5/2/2012	Ag-108m	-6.47E-01	6.22E-01	1.90E+00	U
TM	15	304019001	5/2/2012	Ag-110m	9.55E-01	7.40E-01	2.15E+00	U
TM	15	304019001	5/2/2012	Ba-140	3.05E-01	1.07E+00	3.57E+00	U
TM	15	304019001	5/2/2012	Be-7	6.29E+00	6.25E+00	2.00E+01	U
TM	15	304019001	5/2/2012	Ce-141	-6.90E-01	1.80E+00	4.37E+00	U
TM	15	304019001	5/2/2012	Ce-144	-7.33E-01	4.90E+00	1.55E+01	U
TM	15	304019001	5/2/2012	Co-57	-8.07E-01	6.69E-01	2.00E+00	U
TM	15	304019001	5/2/2012	Co-58	2.04E-01	7.21E-01	2.39E+00	U
TM	15	304019001	5/2/2012	Co-60	1.96E+00	8.97E-01	2.79E+00	U
TM	15	304019001	5/2/2012	Cr-51	4.96E+00	6.98E+00	2.29E+01	U
TM	15	304019001	5/2/2012	Cs-134	-3.64E-01	8.22E-01	2.66E+00	U
TM	15	304019001	5/2/2012	Cs-137	3.22E+00	9.18E-01	2.34E+00	M
TM	15	304019001	5/2/2012	Fe-59	-1.26E+00	1.68E+00	5.21E+00	U
TM	15	304019001	5/2/2012	I-131	3.41E-01	1.95E-01	6.19E-01	U
TM	15	304019001	5/2/2012	K-40	1.47E+03	7.17E+01	2.16E+01	



# Seabrook REMP Summary of 2012 Data

SAMPLE TYPE	STATION	LSN	END DATE	NUCLIDE	CONC (pCi/kg)	STD.DEV. (pCi/kg)	MDC (pCi/kg)	FLAGS
TM	15	304019001	5/2/2012	La-140	3.05E-01	1.07E+00	3.57E+00	U
TM	15	304019001	5/2/2012	Mn-54	3.13E-01	6.80E-01	2.25E+00	U
TM	15	304019001	5/2/2012	Nb-95	-3.74E-01	7.38E-01	2.39E+00	U
TM	15	304019001	5/2/2012	Ru-103	-3.30E-01	7.41E-01	2.33E+00	U
TM	15	304019001	5/2/2012	Ru-106	1.45E+00	5.80E+00	1.95E+01	U
TM	15	304019001	5/2/2012	Sb-124	3.40E-01	1.46E+00	4.84E+00	U
TM	15	304019001	5/2/2012	Sb-125	-1.17E+00	1.88E+00	5.94E+00	U
TM	15	304019001	5/2/2012	Se-75	-2.05E-02	9.47E-01	3.14E+00	U
TM	15	304019001	5/2/2012	Th-228	1.02E+00	2.28E+00	4.25E+00	U
TM	15	304019001	5/2/2012	Zn-65	-1.32E+00	1.74E+00	5.40E+00	U
TM	15	304019001	5/2/2012	Zr-95	1.54E+00	1.25E+00	4.11E+00	U
TM	15	304728001	5/16/2012	Ac-228	-2.43E-01	3.13E+00	8.24E+00	U
TM	15	304728001	5/16/2012	Ag-108m	-3.21E-01	4.96E-01	1.58E+00	U
TM	15	304728001	5/16/2012	Ag-110m	-1.09E+00	6.07E-01	1.77E+00	U
TM	15	304728001	5/16/2012	Ba-140	-1.78E-01	7.54E-01	2.47E+00	U
TM	15	304728001	5/16/2012	Be-7	-6.80E+00	4.77E+00	1.41E+01	U
TM	15	304728001	5/16/2012	Ce-141	1.51E+00	1.09E+00	3.21E+00	U
TM	15	304728001	5/16/2012	Ce-144	-7.71E+00	4.23E+00	1.19E+01	U
TM	15	304728001	5/16/2012	Co-57	9.49E-02	4.86E-01	1.57E+00	U
TM	15	304728001	5/16/2012	Co-58	-4.77E-01	5.60E-01	1.78E+00	U
TM	15	304728001	5/16/2012	Co-60	1.53E+00	7.45E-01	2.35E+00	U
TM	15	304728001	5/16/2012	Cr-51	-4.82E+00	5.06E+00	1.61E+01	U
TM	15	304728001	5/16/2012	Cs-134	-1.22E-04	6.65E-01	2.21E+00	U
TM	15	304728001	5/16/2012	Cs-137	1.76E+00	7.36E-01	2.18E+00	U
TM	15	304728001	5/16/2012	Fe-59	1.26E+00	1.31E+00	4.26E+00	U
TM	15	304728001	5/16/2012	I-131	8.63E-02	2.05E-01	6.94E-01	U
TM	15	304728001	5/16/2012	K-40	1.50E+03	7.01E+01	1.58E+01	
TM	15	304728001	5/16/2012	La-140	-1.78E-01	7.54E-01	2.47E+00	U
TM	15	304728001	5/16/2012	Mn-54	-4.99E-01	5.68E-01	1.80E+00	U
TM	15	304728001	5/16/2012	Nb-95	9.41E-01	6.12E-01	1.98E+00	U
TM	15	304728001	5/16/2012	Ru-103	-1.49E+00	7.00E-01	1.84E+00	U
TM	15	304728001	5/16/2012	Ru-106	-5.43E-02	5.02E+00	1.60E+01	U
TM	15	304728001	5/16/2012	Sb-124	1.98E-01	1.14E+00	3.80E+00	U
TM	15	304728001	5/16/2012	Sb-125	7.78E-01	1.47E+00	4.84E+00	U
TM	15	304728001	5/16/2012	Se-75	2.77E-02	7.31E-01	2.46E+00	U
TM	15	304728001	5/16/2012	Th-228	6.93E-01	1.68E+00	3.70E+00	U
TM	15	304728001	5/16/2012	Zn-65	8.57E-01	1.47E+00	4.82E+00	U
TM	15	304728001	5/16/2012	Zr-95	7.13E-01	1.00E+00	3.35E+00	U
TM	15	306158001	6/13/2012	Ac-228	-6.33E+00	3.29E+00	7.96E+00	U
TM	15	306158001	6/13/2012	Ag-108m	-1.12E-01	4.85E-01	1.54E+00	U
TM	15	306158001	6/13/2012	Ag-110m	2.49E-01	5.98E-01	1.74E+00	U
TM	15	306158001	6/13/2012	Ba-140	-6.30E-01	6.09E-01	1.83E+00	U
TM	15	306158001	6/13/2012	Be-7	-8.50E+00	4.67E+00	1.36E+01	U
TM	15	306158001	6/13/2012	Ce-141	9.37E-01	9.48E-01	2.91E+00	U
TM	15	306158001	6/13/2012	Ce-144	-6.48E-01	3.66E+00	1.19E+01	U
TM	15	306158001	6/13/2012	Co-57	8.87E-02	4.61E-01	1.56E+00	U
TM	15	306158001	6/13/2012	Co-58	-2.25E-01	5.60E-01	1.81E+00	U
TM	15	306158001	6/13/2012	Co-60	6.90E-01	6.35E-01	2.12E+00	U
TM	15	306158001	6/13/2012	Cr-51	-4.14E+00	4.82E+00	1.51E+01	U
TM	15	306158001	6/13/2012	Cs-134	9.48E-01	7.43E-01	2.41E+00	U
TM	15	306158001	6/13/2012	Cs-137	2.49E+00	9.24E-01	1.86E+00	M

# Seabrook REMP Summary of 2012 Data

SAMPLE TYPE	STATION	LSN	END DATE	NUCLIDE	CONC (pCi/kg)	STD.DEV. (pCi/kg)	MDC (pCi/kg)	FLAGS
TM	15	306158001	6/13/2012	Fe-59	-1.23E-01	1.23E+00	4.14E+00	U
TM	15	306158001	6/13/2012	I-131	-3.15E-01	2.19E-01	6.74E-01	U
TM	15	306158001	6/13/2012	K-40	1.55E+03	7.36E+01	1.50E+01	
TM	15	306158001	6/13/2012	La-140	-6.30E-01	6.08E-01	1.83E+00	U
TM	15	306158001	6/13/2012	Mn-54	3.55E-01	5.70E-01	1.88E+00	U
TM	15	306158001	6/13/2012	Nb-95	9.25E-01	5.94E-01	1.90E+00	U
TM	15	306158001	6/13/2012	Ru-103	-3.67E-01	5.33E-01	1.74E+00	U
TM	15	306158001	6/13/2012	Ru-106	-2.68E-01	4.63E+00	1.54E+01	U
TM	15	306158001	6/13/2012	Sb-124	2.15E-01	9.98E-01	3.30E+00	U
TM	15	306158001	6/13/2012	Sb-125	-4.43E-02	1.48E+00	4.74E+00	U
TM	15	306158001	6/13/2012	Se-75	-7.12E-02	7.12E-01	2.33E+00	U
TM	15	306158001	6/13/2012	Th-228	5.34E-01	1.91E+00	3.78E+00	U
TM	15	306158001	6/13/2012	Zn-65	-2.61E+00	1.53E+00	4.48E+00	U
TM	15	306158001	6/13/2012	Zr-95	-9.39E-01	1.02E+00	3.19E+00	U
TM	15	307127001	6/27/2012	Ac-228	-1.50E+00	3.64E+00	7.69E+00	U
TM	15	307127001	6/27/2012	Ag-108m	4.23E-01	4.94E-01	1.59E+00	U
TM	15	307127001	6/27/2012	Ag-110m	1.13E+00	6.25E-01	1.73E+00	U
TM	15	307127001	6/27/2012	Ba-140	-1.49E+00	8.58E-01	2.31E+00	U
TM	15	307127001	6/27/2012	Be-7	3.18E-01	4.62E+00	1.48E+01	U
TM	15	307127001	6/27/2012	Ce-141	-1.04E+00	9.24E-01	2.82E+00	U
TM	15	307127001	6/27/2012	Ce-144	-2.23E+00	3.43E+00	1.09E+01	U
TM	15	307127001	6/27/2012	Co-57	6.32E-01	4.60E-01	1.44E+00	U
TM	15	307127001	6/27/2012	Co-58	-6.07E-01	5.73E-01	1.77E+00	U
TM	15	307127001	6/27/2012	Co-60	4.45E-01	6.40E-01	2.12E+00	U
TM	15	307127001	6/27/2012	Cr-51	-3.77E+00	4.80E+00	1.54E+01	U
TM	15	307127001	6/27/2012	Cs-134	-1.36E-01	6.59E-01	2.14E+00	U
TM	15	307127001	6/27/2012	Cs-137	5.53E+00	1.38E+00	1.85E+00	M
TM	15	307127001	6/27/2012	Fe-59	-4.72E-01	1.31E+00	4.31E+00	U
TM	15	307127001	6/27/2012	I-131	-1.33E-01	1.59E-01	5.19E-01	U
TM	15	307127001	6/27/2012	K-40	1.58E+03	7.29E+01	1.66E+01	
TM	15	307127001	6/27/2012	La-140	-1.49E+00	8.56E-01	2.31E+00	U
TM	15	307127001	6/27/2012	Mn-54	1.88E-01	5.55E-01	1.82E+00	U
TM	15	307127001	6/27/2012	Nb-95	-3.90E-01	5.72E-01	1.82E+00	U
TM	15	307127001	6/27/2012	Ru-103	-1.12E+00	6.26E-01	1.74E+00	U
TM	15	307127001	6/27/2012	Ru-106	-7.90E-01	4.57E+00	1.52E+01	U
TM	15	307127001	6/27/2012	Sb-124	9.74E-01	1.08E+00	3.65E+00	U
TM	15	307127001	6/27/2012	Sb-125	-3.45E+00	1.67E+00	4.51E+00	U
TM	15	307127001	6/27/2012	Se-75	4.58E-01	7.11E-01	2.37E+00	U
TM	15	307127001	6/27/2012	Th-228	9.00E-01	1.72E+00	3.65E+00	U
TM	15	307127001	6/27/2012	Zn-65	-1.44E+00	1.39E+00	4.40E+00	U
TM	15	307127001	6/27/2012	Zr-95	-4.34E-01	9.59E-01	3.10E+00	U
TM	15	307800001	7/11/2012	Ac-228	2.10E+00	2.97E+00	9.77E+00	U
TM	15	307800001	7/11/2012	Ag-108m	-9.32E-01	6.47E-01	1.90E+00	U
TM	15	307800001	7/11/2012	Ag-110m	-1.08E+00	6.86E-01	2.03E+00	U
TM	15	307800001	7/11/2012	Ba-140	-4.79E-01	9.65E-01	3.06E+00	U
TM	15	307800001	7/11/2012	Be-7	-3.56E+00	5.79E+00	1.82E+01	U
TM	15	307800001	7/11/2012	Ce-141	4.77E+00	2.57E+00	3.55E+00	UI
TM	15	307800001	7/11/2012	Ce-144	-2.90E+00	4.39E+00	1.37E+01	U
TM	15	307800001	7/11/2012	Co-57	5.05E-01	5.77E-01	1.84E+00	U
TM	15	307800001	7/11/2012	Co-58	-3.47E-01	6.93E-01	2.23E+00	U
TM	15	307800001	7/11/2012	Co-60	1.52E+00	8.84E-01	2.87E+00	U

# Seabrook REMP Summary of 2012 Data

SAMPLE TYPE	STATION	LSN	END DATE	NUCLIDE	CONC (pCi/kg)	STD.DEV. (pCi/kg)	MDC (pCi/kg)	FLAGS
TM	15	307800001	7/11/2012	Cr-51	-5.88E-01	6.06E+00	2.00E+01	U
TM	15	307800001	7/11/2012	Cs-134	-9.45E-01	8.52E-01	2.61E+00	U
TM	15	307800001	7/11/2012	Cs-137	1.61E+00	8.13E-01	2.55E+00	U
TM	15	307800001	7/11/2012	Fe-59	-1.86E+00	1.78E+00	5.37E+00	U
TM	15	307800001	7/11/2012	I-131	-1.54E-01	2.16E-01	7.08E-01	U
TM	15	307800001	7/11/2012	K-40	1.53E+03	7.39E+01	2.12E+01	
TM	15	307800001	7/11/2012	La-140	-4.79E-01	9.65E-01	3.06E+00	U
TM	15	307800001	7/11/2012	Mn-54	3.13E-01	6.96E-01	2.31E+00	U
TM	15	307800001	7/11/2012	Nb-95	1.81E-01	7.05E-01	2.35E+00	U
TM	15	307800001	7/11/2012	Ru-103	-4.44E-01	7.08E-01	2.21E+00	U
TM	15	307800001	7/11/2012	Ru-106	8.65E+00	6.38E+00	2.10E+01	U
TM	15	307800001	7/11/2012	Sb-124	-1.35E+00	1.42E+00	4.22E+00	U
TM	15	307800001	7/11/2012	Sb-125	-1.22E+00	1.82E+00	5.73E+00	U
TM	15	307800001	7/11/2012	Se-75	-7.46E-01	8.89E-01	2.87E+00	U
TM	15	307800001	7/11/2012	Th-228	1.43E+00	2.11E+00	4.70E+00	U
TM	15	307800001	7/11/2012	Zn-65	-1.37E+00	1.85E+00	5.72E+00	U
TM	15	307800001	7/11/2012	Zr-95	-1.88E+00	1.25E+00	3.67E+00	U
TM	15	308748001	7/25/2012	Ac-228	3.35E+00	3.56E+00	7.14E+00	U
TM	15	308748001	7/25/2012	Ag-108m	-7.68E-01	5.19E-01	1.55E+00	U
TM	15	308748001	7/25/2012	Ag-110m	-1.14E+00	6.37E-01	1.77E+00	U
TM	15	308748001	7/25/2012	Ba-140	3.94E-01	9.11E-01	3.10E+00	U
TM	15	308748001	7/25/2012	Be-7	-4.05E+00	5.00E+00	1.58E+01	U
TM	15	308748001	7/25/2012	Ce-141	3.43E-01	1.14E+00	3.65E+00	U
TM	15	308748001	7/25/2012	Ce-144	2.63E+00	4.11E+00	1.32E+01	U
TM	15	308748001	7/25/2012	Co-57	-8.01E-01	5.58E-01	1.66E+00	U
TM	15	308748001	7/25/2012	Co-58	-3.44E-01	5.44E-01	1.78E+00	U
TM	15	308748001	7/25/2012	Co-60	6.06E-01	6.10E-01	2.00E+00	U
TM	15	308748001	7/25/2012	Cr-51	-2.55E+00	5.68E+00	1.87E+01	U
TM	15	308748001	7/25/2012	Cs-134	1.78E-01	6.93E-01	2.34E+00	U
TM	15	308748001	7/25/2012	Cs-137	1.55E+00	7.48E-01	2.22E+00	U
TM	15	308748001	7/25/2012	Fe-59	-5.68E-01	1.32E+00	4.27E+00	U
TM	15	308748001	7/25/2012	I-131	3.70E-02	2.05E-01	6.62E-01	U
TM	15	308748001	7/25/2012	K-40	1.71E+03	7.88E+01	1.74E+01	
TM	15	308748001	7/25/2012	La-140	3.94E-01	9.11E-01	3.10E+00	U
TM	15	308748001	7/25/2012	Mn-54	5.42E-01	5.32E-01	1.78E+00	U
TM	15	308748001	7/25/2012	Nb-95	-2.25E-01	5.83E-01	1.94E+00	U
TM	15	308748001	7/25/2012	Ru-103	-8.89E-01	6.50E-01	1.94E+00	U
TM	15	308748001	7/25/2012	Ru-106	-1.63E+00	5.06E+00	1.62E+01	U
TM	15	308748001	7/25/2012	Sb-124	-7.29E-01	1.13E+00	3.64E+00	U
TM	15	308748001	7/25/2012	Sb-125	-1.58E+00	1.53E+00	4.78E+00	U
TM	15	308748001	7/25/2012	Se-75	3.40E-01	7.87E-01	2.65E+00	U
TM	15	308748001	7/25/2012	Th-228	-9.13E-01	1.59E+00	4.14E+00	U
TM	15	308748001	7/25/2012	Zn-65	-3.19E+00	1.60E+00	4.36E+00	U
TM	15	308748001	7/25/2012	Zr-95	-1.08E+00	1.05E+00	3.33E+00	U
TM	15	309531001	8/8/2012	Ac-228	-1.14E+00	3.70E+00	9.13E+00	U
TM	15	309531001	8/8/2012	Ag-108m	2.58E-01	5.28E-01	1.73E+00	U
TM	15	309531001	8/8/2012	Ag-110m	-4.17E-01	6.55E-01	1.85E+00	U
TM	15	309531001	8/8/2012	Ba-140	1.30E+00	1.08E+00	3.62E+00	U
TM	15	309531001	8/8/2012	Be-7	7.86E+00	5.65E+00	1.79E+01	U
TM	15	309531001	8/8/2012	Ce-141	-5.46E+00	2.07E+00	3.77E+00	U
TM	15	309531001	8/8/2012	Ce-144	2.76E+00	4.03E+00	1.31E+01	U

# Seabrook REMP Summary of 2012 Data

SAMPLE TYPE	STATION	LSN	END DATE	NUCLIDE	CONC (pCi/kg)	STD.DEV. (pCi/kg)	MDC (pCi/kg)	FLAGS
TM	15	309531001	8/8/2012	Co-57	2.40E-01	5.26E-01	1.72E+00	U
TM	15	309531001	8/8/2012	Co-58	-6.27E-02	6.30E-01	2.08E+00	U
TM	15	309531001	8/8/2012	Co-60	1.13E+00	7.58E-01	2.48E+00	U
TM	15	309531001	8/8/2012	Cr-51	-2.07E+00	6.13E+00	2.03E+01	U
TM	15	309531001	8/8/2012	Cs-134	5.47E-01	7.30E-01	2.43E+00	U
TM	15	309531001	8/8/2012	Cs-137	8.87E+00	1.55E+00	1.92E+00	M
TM	15	309531001	8/8/2012	Fe-59	1.86E-01	1.56E+00	5.03E+00	U
TM	15	309531001	8/8/2012	I-131	-1.38E-01	2.35E-01	7.76E-01	U
TM	15	309531001	8/8/2012	K-40	1.67E+03	7.77E+01	1.92E+01	
TM	15	309531001	8/8/2012	La-140	1.30E+00	1.08E+00	3.62E+00	U
TM	15	309531001	8/8/2012	Mn-54	-8.37E-01	6.30E-01	1.90E+00	U
TM	15	309531001	8/8/2012	Nb-95	1.44E-01	6.29E-01	2.10E+00	U
TM	15	309531001	8/8/2012	Ru-103	-1.37E+00	7.87E-01	2.21E+00	U
TM	15	309531001	8/8/2012	Ru-106	4.86E+00	5.30E+00	1.78E+01	U
TM	15	309531001	8/8/2012	Sb-124	1.81E-01	1.30E+00	4.25E+00	U
TM	15	309531001	8/8/2012	Sb-125	1.78E-01	1.57E+00	5.15E+00	U
TM	15	309531001	8/8/2012	Se-75	6.03E-01	8.27E-01	2.78E+00	U
TM	15	309531001	8/8/2012	Th-228	-1.79E+00	1.59E+00	4.05E+00	U
TM	15	309531001	8/8/2012	Zn-65	6.43E-01	1.60E+00	5.17E+00	U
TM	15	309531001	8/8/2012	Zr-95	5.45E-01	1.10E+00	3.69E+00	U
TM	15	310216001	8/22/2012	Ac-228	6.38E+00	3.24E+00	1.00E+01	U
TM	15	310216001	8/22/2012	Ag-108m	6.70E-01	5.83E-01	1.90E+00	U
TM	15	310216001	8/22/2012	Ag-110m	4.93E-01	6.82E-01	2.04E+00	U
TM	15	310216001	8/22/2012	Ba-140	7.31E-01	1.03E+00	3.51E+00	U
TM	15	310216001	8/22/2012	Be-7	-5.86E+00	5.72E+00	1.76E+01	U
TM	15	310216001	8/22/2012	Ce-141	-5.81E-02	1.18E+00	3.63E+00	U
TM	15	310216001	8/22/2012	Ce-144	4.50E+00	4.24E+00	1.36E+01	U
TM	15	310216001	8/22/2012	Co-57	-2.20E-01	5.56E-01	1.80E+00	U
TM	15	310216001	8/22/2012	Co-58	-4.22E-01	6.27E-01	2.01E+00	U
TM	15	310216001	8/22/2012	Co-60	4.21E-02	7.31E-01	2.46E+00	U
TM	15	310216001	8/22/2012	Cr-51	7.14E+00	6.52E+00	2.15E+01	U
TM	15	310216001	8/22/2012	Cs-134	4.26E-01	8.24E-01	2.77E+00	U
TM	15	310216001	8/22/2012	Cs-137	9.87E+00	1.37E+00	2.16E+00	M
TM	15	310216001	8/22/2012	Fe-59	-4.66E-01	1.72E+00	5.52E+00	U
TM	15	310216001	8/22/2012	I-131	-1.81E-01	1.90E-01	5.87E-01	U
TM	15	310216001	8/22/2012	K-40	1.70E+03	8.39E+01	1.95E+01	
TM	15	310216001	8/22/2012	La-140	7.31E-01	1.03E+00	3.51E+00	U
TM	15	310216001	8/22/2012	Mn-54	2.58E-02	6.49E-01	2.16E+00	U
TM	15	310216001	8/22/2012	Nb-95	-3.70E-01	6.57E-01	2.14E+00	U
TM	15	310216001	8/22/2012	Ru-103	-8.92E-01	7.35E-01	2.21E+00	U
TM	15	310216001	8/22/2012	Ru-106	-1.21E+00	5.79E+00	1.84E+01	U
TM	15	310216001	8/22/2012	Sb-124	1.48E+00	1.54E+00	5.20E+00	U
TM	15	310216001	8/22/2012	Sb-125	1.49E+00	1.76E+00	5.79E+00	U
TM	15	310216001	8/22/2012	Se-75	-4.72E-01	8.35E-01	2.77E+00	U
TM	15	310216001	8/22/2012	Th-228	1.50E+00	1.84E+00	4.28E+00	U
TM	15	310216001	8/22/2012	Zn-65	-3.82E-01	1.77E+00	5.71E+00	U
TM	15	310216001	8/22/2012	Zr-95	6.18E-01	1.21E+00	4.06E+00	U
TM	15	310932001	9/5/2012	Ac-228	9.44E+00	3.63E+00	9.91E+00	U
TM	15	310932001	9/5/2012	Ag-108m	7.77E-01	6.53E-01	2.16E+00	U
TM	15	310932001	9/5/2012	Ag-110m	-3.78E-01	7.29E-01	2.03E+00	U
TM	15	310932001	9/5/2012	Ba-140	-1.98E-01	9.19E-01	2.96E+00	U

# Seabrook REMP Summary of 2012 Data

SAMPLE TYPE	STATION	LSN	END DATE	NUCLIDE	CONC (pCi/kg)	STD.DEV. (pCi/kg)	MDC (pCi/kg)	FLAGS
TM	15	310932001	9/5/2012	Be-7	-1.18E-01	5.64E+00	1.89E+01	U
TM	15	310932001	9/5/2012	Ce-141	8.93E-01	1.22E+00	3.94E+00	U
TM	15	310932001	9/5/2012	Ce-144	-4.55E+00	4.63E+00	1.50E+01	U
TM	15	310932001	9/5/2012	Co-57	5.65E-01	5.96E-01	1.98E+00	U
TM	15	310932001	9/5/2012	Co-58	-5.77E-01	7.64E-01	2.40E+00	U
TM	15	310932001	9/5/2012	Co-60	1.76E+00	8.74E-01	2.72E+00	U
TM	15	310932001	9/5/2012	Cr-51	3.16E-02	6.71E+00	2.18E+01	U
TM	15	310932001	9/5/2012	Cs-134	5.85E-01	8.56E-01	2.80E+00	U
TM	15	310932001	9/5/2012	Cs-137	9.06E+00	1.13E+00	2.24E+00	M
TM	15	310932001	9/5/2012	Fe-59	1.32E+00	1.49E+00	4.99E+00	U
TM	15	310932001	9/5/2012	I-131	1.70E-03	1.96E-01	6.42E-01	U
TM	15	310932001	9/5/2012	K-40	1.68E+03	8.03E+01	1.85E+01	
TM	15	310932001	9/5/2012	La-140	-1.98E-01	9.19E-01	2.96E+00	U
TM	15	310932001	9/5/2012	Mn-54	2.45E-01	6.96E-01	2.28E+00	U
TM	15	310932001	9/5/2012	Nb-95	-5.24E-01	6.68E-01	2.10E+00	U
TM	15	310932001	9/5/2012	Ru-103	3.21E-01	7.01E-01	2.35E+00	U
TM	15	310932001	9/5/2012	Ru-106	1.36E+01	6.75E+00	2.07E+01	U
TM	15	310932001	9/5/2012	Sb-124	-1.57E-01	1.29E+00	4.15E+00	U
TM	15	310932001	9/5/2012	Sb-125	-2.43E+00	1.93E+00	6.07E+00	U
TM	15	310932001	9/5/2012	Se-75	-8.10E-01	9.85E-01	3.12E+00	U
TM	15	310932001	9/5/2012	Th-228	1.13E-01	2.08E+00	4.59E+00	U
TM	15	310932001	9/5/2012	Zn-65	-8.83E-02	1.57E+00	5.23E+00	U
TM	15	310932001	9/5/2012	Zr-95	-4.17E-01	1.21E+00	3.92E+00	U
TM	15	311802001	9/19/2012	Ac-228	-4.10E-01	3.82E+00	8.88E+00	U
TM	15	311802001	9/19/2012	Ag-108m	-4.47E-01	5.58E-01	1.77E+00	U
TM	15	311802001	9/19/2012	Ag-110m	-5.45E-01	7.34E-01	1.95E+00	U
TM	15	311802001	9/19/2012	Ba-140	-2.46E-01	9.28E-01	3.05E+00	U
TM	15	311802001	9/19/2012	Be-7	-4.59E-01	5.37E+00	1.76E+01	U
TM	15	311802001	9/19/2012	Ce-141	1.36E+00	1.32E+00	3.91E+00	U
TM	15	311802001	9/19/2012	Ce-144	-7.45E-01	4.63E+00	1.39E+01	U
TM	15	311802001	9/19/2012	Co-57	-6.83E-01	5.76E-01	1.77E+00	U
TM	15	311802001	9/19/2012	Co-58	-1.67E+00	7.49E-01	1.98E+00	U
TM	15	311802001	9/19/2012	Co-60	2.33E-01	7.52E-01	2.46E+00	U
TM	15	311802001	9/19/2012	Cr-51	6.83E+00	6.11E+00	2.00E+01	U
TM	15	311802001	9/19/2012	Cs-134	1.56E+00	8.22E-01	2.60E+00	U
TM	15	311802001	9/19/2012	Cs-137	4.32E+00	1.11E+00	2.05E+00	M
TM	15	311802001	9/19/2012	Fe-59	1.33E+00	1.69E+00	5.57E+00	U
TM	15	311802001	9/19/2012	I-131	-3.08E-01	1.95E-01	5.92E-01	U
TM	15	311802001	9/19/2012	K-40	1.71E+03	7.94E+01	1.82E+01	
TM	15	311802001	9/19/2012	La-140	-2.46E-01	9.28E-01	3.05E+00	U
TM	15	311802001	9/19/2012	Mn-54	1.38E-01	6.35E-01	2.13E+00	U
TM	15	311802001	9/19/2012	Nb-95	1.04E-01	6.47E-01	2.17E+00	U
TM	15	311802001	9/19/2012	Ru-103	7.02E-02	6.93E-01	2.27E+00	U
TM	15	311802001	9/19/2012	Ru-106	1.62E+01	6.76E+00	1.94E+01	U
TM	15	311802001	9/19/2012	Sb-124	-5.22E-01	1.42E+00	4.62E+00	U
TM	15	311802001	9/19/2012	Sb-125	1.18E+00	1.73E+00	5.69E+00	U
TM	15	311802001	9/19/2012	Se-75	-1.31E+00	8.90E-01	2.74E+00	U
TM	15	311802001	9/19/2012	Th-228	7.74E-01	1.93E+00	4.26E+00	U
TM	15	311802001	9/19/2012	Zn-65	-1.77E+00	1.68E+00	5.16E+00	U
TM	15	311802001	9/19/2012	Zr-95	1.26E+00	1.21E+00	4.04E+00	U
TM	15	313719001	10/17/2012	Ac-228	-1.17E+00	3.27E+00	8.62E+00	U

# Seabrook REMP Summary of 2012 Data

SAMPLE TYPE	STATION	LSN	END DATE	NUCLIDE	CONC (pCi/kg)	STD.DEV. (pCi/kg)	MDC (pCi/kg)	FLAGS
TM	15	313719001	10/17/2012	Ag-108m	-3.34E-01	5.61E-01	1.79E+00	U
TM	15	313719001	10/17/2012	Ag-110m	7.62E-01	6.31E-01	1.86E+00	U
TM	15	313719001	10/17/2012	Ba-140	2.41E-01	8.66E-01	2.92E+00	U
TM	15	313719001	10/17/2012	Be-7	-1.56E+00	5.23E+00	1.68E+01	U
TM	15	313719001	10/17/2012	Ce-141	3.11E+00	1.45E+00	3.74E+00	U
TM	15	313719001	10/17/2012	Ce-144	7.48E-01	4.60E+00	1.47E+01	U
TM	15	313719001	10/17/2012	Co-57	1.36E+00	6.61E-01	1.91E+00	U
TM	15	313719001	10/17/2012	Co-58	1.22E+00	6.86E-01	2.18E+00	U
TM	15	313719001	10/17/2012	Co-60	4.01E-01	6.83E-01	2.23E+00	U
TM	15	313719001	10/17/2012	Cr-51	2.71E+00	5.92E+00	1.97E+01	U
TM	15	313719001	10/17/2012	Cs-134	8.65E-01	6.99E-01	2.31E+00	U
TM	15	313719001	10/17/2012	Cs-137	7.26E+00	1.20E+00	2.04E+00	M
TM	15	313719001	10/17/2012	Fe-59	-1.05E+00	1.56E+00	4.93E+00	U
TM	15	313719001	10/17/2012	I-131	-2.42E-01	2.31E-01	7.40E-01	U
TM	15	313719001	10/17/2012	K-40	1.59E+03	7.75E+01	1.69E+01	
TM	15	313719001	10/17/2012	La-140	2.41E-01	8.66E-01	2.92E+00	U
TM	15	313719001	10/17/2012	Mn-54	-8.65E-02	5.87E-01	1.94E+00	U
TM	15	313719001	10/17/2012	Nb-95	-6.57E-02	6.03E-01	2.01E+00	U
TM	15	313719001	10/17/2012	Ru-103	-2.03E+00	8.40E-01	2.06E+00	U
TM	15	313719001	10/17/2012	Ru-106	2.18E+00	5.38E+00	1.73E+01	U
TM	15	313719001	10/17/2012	Sb-124	1.90E+00	1.23E+00	4.16E+00	U
TM	15	313719001	10/17/2012	Sb-125	-1.22E+00	1.72E+00	5.45E+00	U
TM	15	313719001	10/17/2012	Se-75	2.61E-01	8.15E-01	2.73E+00	U
TM	15	313719001	10/17/2012	Th-228	4.52E+00	2.42E+00	4.41E+00	UI
TM	15	313719001	10/17/2012	Zn-65	-1.68E+00	1.66E+00	5.10E+00	U
TM	15	313719001	10/17/2012	Zr-95	4.00E-01	1.04E+00	3.51E+00	U
TM	15	315401001	11/14/2012	Ac-228	-2.33E+00	3.90E+00	8.78E+00	U
TM	15	315401001	11/14/2012	Ag-108m	-1.41E+00	9.22E-01	2.02E+00	U
TM	15	315401001	11/14/2012	Ag-110m	1.02E+00	7.36E-01	2.09E+00	U
TM	15	315401001	11/14/2012	Ba-140	-3.52E-01	7.18E-01	2.26E+00	U
TM	15	315401001	11/14/2012	Be-7	-1.38E+01	6.54E+00	1.83E+01	U
TM	15	315401001	11/14/2012	Ce-141	-2.89E-01	1.15E+00	3.71E+00	U
TM	15	315401001	11/14/2012	Ce-144	3.35E+00	4.51E+00	1.50E+01	U
TM	15	315401001	11/14/2012	Co-57	1.66E+00	6.87E-01	1.97E+00	U
TM	15	315401001	11/14/2012	Co-58	-4.40E-01	6.89E-01	2.18E+00	U
TM	15	315401001	11/14/2012	Co-60	1.97E+00	8.26E-01	2.48E+00	U
TM	15	315401001	11/14/2012	Cr-51	-3.72E+00	6.21E+00	1.97E+01	U
TM	15	315401001	11/14/2012	Cs-134	6.35E-01	8.02E-01	2.62E+00	U
TM	15	315401001	11/14/2012	Cs-137	8.94E+00	1.27E+00	2.30E+00	M
TM	15	315401001	11/14/2012	Fe-59	1.87E+00	1.52E+00	5.00E+00	U
TM	15	315401001	11/14/2012	I-131	-2.41E-01	1.55E-01	4.52E-01	U
TM	15	315401001	11/14/2012	K-40	1.68E+03	8.06E+01	2.06E+01	
TM	15	315401001	11/14/2012	La-140	-3.52E-01	7.18E-01	2.26E+00	U
TM	15	315401001	11/14/2012	Mn-54	-1.26E+00	7.68E-01	2.20E+00	U
TM	15	315401001	11/14/2012	Nb-95	5.05E-01	6.84E-01	2.24E+00	U
TM	15	315401001	11/14/2012	Ru-103	-1.07E+00	7.22E-01	2.19E+00	U
TM	15	315401001	11/14/2012	Ru-106	2.83E+00	5.65E+00	1.88E+01	U
TM	15	315401001	11/14/2012	Sb-124	4.17E-01	1.21E+00	3.99E+00	U
TM	15	315401001	11/14/2012	Sb-125	-6.59E-01	1.85E+00	6.19E+00	U
TM	15	315401001	11/14/2012	Se-75	-2.49E-01	9.46E-01	3.08E+00	U
TM	15	315401001	11/14/2012	Th-228	-1.24E+00	1.84E+00	4.64E+00	U

## Seabrook REMP Summary of 2012 Data

SAMPLE TYPE	STATION	LSN	END DATE	NUCLIDE	CONC (pCi/kg)	STD.DEV. (pCi/kg)	MDC (pCi/kg)	FLAGS
TM	15	315401001	11/14/2012	Zn-65	-9.69E-01	1.59E+00	5.16E+00	U
TM	15	315401001	11/14/2012	Zr-95	2.21E+00	1.36E+00	4.27E+00	U
TM	15	317015001	12/13/2012	Ac-228	2.69E+00	3.85E+00	8.36E+00	U
TM	15	317015001	12/13/2012	Ag-108m	-7.56E-01	5.03E-01	1.49E+00	U
TM	15	317015001	12/13/2012	Ag-110m	-1.47E+00	8.35E-01	1.58E+00	U
TM	15	317015001	12/13/2012	Ba-140	-5.43E+00	3.38E+00	2.70E+00	U
TM	15	317015001	12/13/2012	Be-7	1.65E+00	4.60E+00	1.51E+01	U
TM	15	317015001	12/13/2012	Ce-141	2.08E+00	1.23E+00	2.93E+00	U
TM	15	317015001	12/13/2012	Ce-144	4.62E+00	3.81E+00	1.16E+01	U
TM	15	317015001	12/13/2012	Co-57	-5.07E-02	4.67E-01	1.53E+00	U
TM	15	317015001	12/13/2012	Co-58	-1.45E+00	7.18E-01	1.66E+00	U
TM	15	317015001	12/13/2012	Co-60	6.34E-01	6.44E-01	2.17E+00	U
TM	15	317015001	12/13/2012	Cr-51	1.86E+00	5.11E+00	1.71E+01	U
TM	15	317015001	12/13/2012	Cs-134	-3.12E-01	6.44E-01	1.91E+00	U
TM	15	317015001	12/13/2012	Cs-137	2.72E+00	8.53E-01	1.77E+00	M
TM	15	317015001	12/13/2012	Fe-59	-9.05E-01	1.39E+00	4.38E+00	U
TM	15	317015001	12/13/2012	I-131	6.42E-03	1.40E-01	4.72E-01	U
TM	15	317015001	12/13/2012	K-40	1.50E+03	7.51E+01	1.54E+01	
TM	15	317015001	12/13/2012	La-140	-5.43E+00	3.38E+00	2.70E+00	U
TM	15	317015001	12/13/2012	Mn-54	2.48E-01	5.38E-01	1.80E+00	U
TM	15	317015001	12/13/2012	Nb-95	-5.79E-01	7.59E-01	1.82E+00	U
TM	15	317015001	12/13/2012	Ru-103	-9.94E-01	6.32E-01	1.84E+00	U
TM	15	317015001	12/13/2012	Ru-106	-3.45E+00	4.96E+00	1.54E+01	U
TM	15	317015001	12/13/2012	Sb-124	-1.12E+00	1.13E+00	3.40E+00	U
TM	15	317015001	12/13/2012	Sb-125	-1.28E+00	1.51E+00	4.77E+00	U
TM	15	317015001	12/13/2012	Se-75	-1.58E-01	6.96E-01	2.34E+00	U
TM	15	317015001	12/13/2012	Th-228	-1.20E+00	1.56E+00	3.62E+00	U
TM	15	317015001	12/13/2012	Zn-65	-1.02E+00	1.57E+00	4.24E+00	U
TM	15	317015001	12/13/2012	Zr-95	-2.38E+00	1.41E+00	3.29E+00	U
TM	24	294146002	1/11/2012	Ac-228	2.50E+00	4.30E+00	1.14E+01	U
TM	24	294146002	1/11/2012	Ag-108m	-8.64E-01	7.16E-01	2.12E+00	U
TM	24	294146002	1/11/2012	Ag-110m	1.01E+00	8.63E-01	2.49E+00	U
TM	24	294146002	1/11/2012	Ba-140	2.43E-01	1.12E+00	3.68E+00	U
TM	24	294146002	1/11/2012	Be-7	-1.38E+01	6.94E+00	1.95E+01	U
TM	24	294146002	1/11/2012	Ce-141	5.22E-01	1.33E+00	4.50E+00	U
TM	24	294146002	1/11/2012	Ce-144	3.44E+00	5.18E+00	1.75E+01	U
TM	24	294146002	1/11/2012	Co-57	1.43E+00	7.56E-01	2.36E+00	U
TM	24	294146002	1/11/2012	Co-58	-1.20E-01	7.91E-01	2.56E+00	U
TM	24	294146002	1/11/2012	Co-60	1.31E+00	8.63E-01	2.83E+00	U
TM	24	294146002	1/11/2012	Cr-51	3.95E+00	7.11E+00	2.32E+01	U
TM	24	294146002	1/11/2012	Cs-134	-8.09E-01	9.61E-01	2.99E+00	U
TM	24	294146002	1/11/2012	Cs-137	7.47E+00	1.15E+00	2.60E+00	M
TM	24	294146002	1/11/2012	Fe-59	-1.81E+00	1.87E+00	5.89E+00	U
TM	24	294146002	1/11/2012	I-131	-9.56E-02	2.62E-01	8.57E-01	U
TM	24	294146002	1/11/2012	K-40	1.56E+03	7.71E+01	2.40E+01	
TM	24	294146002	1/11/2012	La-140	2.43E-01	1.12E+00	3.68E+00	U
TM	24	294146002	1/11/2012	Mn-54	4.42E-01	8.23E-01	2.70E+00	U
TM	24	294146002	1/11/2012	Nb-95	1.12E+00	8.35E-01	2.70E+00	U
TM	24	294146002	1/11/2012	Ru-103	-3.17E-01	7.35E-01	2.43E+00	U
TM	24	294146002	1/11/2012	Ru-106	-8.54E+00	7.09E+00	2.18E+01	U
TM	24	294146002	1/11/2012	Sb-124	1.51E+00	1.60E+00	5.34E+00	U



# Seabrook REMP Summary of 2012 Data

SAMPLE TYPE	STATION	LSN	END DATE	NUCLIDE	CONC (pCi/kg)	STD.DEV. (pCi/kg)	MDC (pCi/kg)	FLAGS
TM	24	294146002	1/11/2012	Sb-125	-5.07E+00	2.41E+00	6.27E+00	U
TM	24	294146002	1/11/2012	Se-75	6.09E-01	1.05E+00	3.44E+00	U
TM	24	294146002	1/11/2012	Th-228	1.85E-01	2.24E+00	5.42E+00	U
TM	24	294146002	1/11/2012	Zn-65	-1.53E-01	1.94E+00	6.47E+00	U
TM	24	294146002	1/11/2012	Zr-95	8.35E-01	1.44E+00	4.76E+00	U
TM	24	295825002	2/8/2012	Ac-228	5.49E-01	4.60E+00	1.26E+01	U
TM	24	295825002	2/8/2012	Ag-108m	-1.06E+00	7.00E-01	2.07E+00	U
TM	24	295825002	2/8/2012	Ag-110m	-6.84E-01	9.74E-01	2.60E+00	U
TM	24	295825002	2/8/2012	Ba-140	-7.41E-01	1.24E+00	3.88E+00	U
TM	24	295825002	2/8/2012	Be-7	2.49E+00	6.50E+00	2.15E+01	U
TM	24	295825002	2/8/2012	Ce-141	3.02E-01	1.44E+00	3.75E+00	U
TM	24	295825002	2/8/2012	Ce-144	5.08E-01	4.02E+00	1.34E+01	U
TM	24	295825002	2/8/2012	Co-57	-1.03E+00	5.67E-01	1.66E+00	U
TM	24	295825002	2/8/2012	Co-58	-5.15E-01	8.43E-01	2.72E+00	U
TM	24	295825002	2/8/2012	Co-60	-4.43E-01	9.89E-01	3.23E+00	U
TM	24	295825002	2/8/2012	Cr-51	2.21E+00	6.12E+00	2.08E+01	U
TM	24	295825002	2/8/2012	Cs-134	-4.66E-01	1.04E+00	3.40E+00	U
TM	24	295825002	2/8/2012	Cs-137	7.04E+00	1.70E+00	2.75E+00	M
TM	24	295825002	2/8/2012	Fe-59	-4.15E-01	2.24E+00	7.23E+00	U
TM	24	295825002	2/8/2012	I-131	-3.76E-02	1.55E-01	5.11E-01	U
TM	24	295825002	2/8/2012	K-40	1.53E+03	7.63E+01	2.78E+01	
TM	24	295825002	2/8/2012	La-140	-7.41E-01	1.24E+00	3.88E+00	U
TM	24	295825002	2/8/2012	Mn-54	-5.50E-01	8.34E-01	2.68E+00	U
TM	24	295825002	2/8/2012	Nb-95	4.14E-01	8.63E-01	2.92E+00	U
TM	24	295825002	2/8/2012	Ru-103	5.71E-02	8.41E-01	2.76E+00	U
TM	24	295825002	2/8/2012	Ru-106	-3.53E+00	7.66E+00	2.42E+01	U
TM	24	295825002	2/8/2012	Sb-124	-5.97E-01	1.70E+00	5.41E+00	U
TM	24	295825002	2/8/2012	Sb-125	-1.98E+00	1.94E+00	6.04E+00	U
TM	24	295825002	2/8/2012	Se-75	5.75E-01	9.52E-01	3.04E+00	U
TM	24	295825002	2/8/2012	Th-228	3.29E+00	2.37E+00	5.20E+00	U
TM	24	295825002	2/8/2012	Zn-65	3.56E+00	2.32E+00	7.41E+00	U
TM	24	295825002	2/8/2012	Zr-95	1.21E+00	1.60E+00	5.40E+00	U
TM	24	306158002	6/13/2012	Ac-228	-5.17E-01	3.26E+00	8.08E+00	U
TM	24	306158002	6/13/2012	Ag-108m	3.01E-01	4.87E-01	1.59E+00	U
TM	24	306158002	6/13/2012	Ag-110m	7.24E-04	5.38E-01	1.58E+00	U
TM	24	306158002	6/13/2012	Ba-140	-1.74E-01	6.57E-01	2.14E+00	U
TM	24	306158002	6/13/2012	Be-7	-6.03E+00	4.74E+00	1.42E+01	U
TM	24	306158002	6/13/2012	Ce-141	-1.02E+00	9.39E-01	2.86E+00	U
TM	24	306158002	6/13/2012	Ce-144	5.28E+00	3.82E+00	1.18E+01	U
TM	24	306158002	6/13/2012	Co-57	-2.09E-01	4.75E-01	1.51E+00	U
TM	24	306158002	6/13/2012	Co-58	9.07E-01	5.74E-01	1.85E+00	U
TM	24	306158002	6/13/2012	Co-60	-9.12E-01	1.00E+00	2.19E+00	U
TM	24	306158002	6/13/2012	Cr-51	6.55E-01	4.64E+00	1.54E+01	U
TM	24	306158002	6/13/2012	Cs-134	5.10E-01	6.85E-01	2.28E+00	U
TM	24	306158002	6/13/2012	Cs-137	8.24E+00	1.15E+00	1.85E+00	M
TM	24	306158002	6/13/2012	Fe-59	4.78E-01	1.25E+00	4.09E+00	U
TM	24	306158002	6/13/2012	I-131	4.70E-01	2.96E-01	9.39E-01	U
TM	24	306158002	6/13/2012	K-40	1.71E+03	7.88E+01	1.63E+01	
TM	24	306158002	6/13/2012	La-140	-1.74E-01	6.57E-01	2.14E+00	U
TM	24	306158002	6/13/2012	Mn-54	-6.26E-01	5.50E-01	1.70E+00	U
TM	24	306158002	6/13/2012	Nb-95	1.10E-01	5.66E-01	1.89E+00	U

## Seabrook REMP Summary of 2012 Data

SAMPLE TYPE	STATION	LSN	END DATE	NUCLIDE	CONC (pCi/kg)	STD.DEV. (pCi/kg)	MDC (pCi/kg)	FLAGS
TM	24	306158002	6/13/2012	Ru-103	-1.23E+00	6.18E-01	1.66E+00	U
TM	24	306158002	6/13/2012	Ru-106	-6.14E+00	4.95E+00	1.55E+01	U
TM	24	306158002	6/13/2012	Sb-124	8.15E-01	1.12E+00	3.77E+00	U
TM	24	306158002	6/13/2012	Sb-125	1.26E+00	1.50E+00	4.90E+00	U
TM	24	306158002	6/13/2012	Se-75	4.94E-01	7.21E-01	2.41E+00	U
TM	24	306158002	6/13/2012	Th-228	4.01E+00	1.98E+00	3.82E+00	UI
TM	24	306158002	6/13/2012	Zn-65	-1.95E-01	1.37E+00	4.44E+00	U
TM	24	306158002	6/13/2012	Zr-95	3.23E-01	9.29E-01	3.11E+00	U
TM	24	307127002	6/27/2012	Ac-228	6.69E-01	3.90E+00	9.14E+00	U
TM	24	307127002	6/27/2012	Ag-108m	-5.13E-01	5.62E-01	1.72E+00	U
TM	24	307127002	6/27/2012	Ag-110m	8.56E-01	6.89E-01	1.96E+00	U
TM	24	307127002	6/27/2012	Ba-140	6.22E-02	8.99E-01	3.00E+00	U
TM	24	307127002	6/27/2012	Be-7	8.15E-01	5.00E+00	1.69E+01	U
TM	24	307127002	6/27/2012	Ce-141	4.01E+00	1.50E+00	3.67E+00	UI
TM	24	307127002	6/27/2012	Ce-144	-3.62E+00	4.33E+00	1.34E+01	U
TM	24	307127002	6/27/2012	Co-57	8.52E-01	5.88E-01	1.80E+00	U
TM	24	307127002	6/27/2012	Co-58	-4.38E-01	6.32E-01	1.98E+00	U
TM	24	307127002	6/27/2012	Co-60	9.55E-01	7.38E-01	2.39E+00	U
TM	24	307127002	6/27/2012	Cr-51	1.07E+01	6.43E+00	1.99E+01	U
TM	24	307127002	6/27/2012	Cs-134	1.59E-01	7.81E-01	2.54E+00	U
TM	24	307127002	6/27/2012	Cs-137	7.32E+00	1.14E+00	2.03E+00	M
TM	24	307127002	6/27/2012	Fe-59	1.48E+00	1.59E+00	5.22E+00	U
TM	24	307127002	6/27/2012	I-131	-6.63E-02	1.56E-01	4.97E-01	U
TM	24	307127002	6/27/2012	K-40	1.86E+03	8.89E+01	2.04E+01	
TM	24	307127002	6/27/2012	La-140	6.22E-02	8.99E-01	3.00E+00	U
TM	24	307127002	6/27/2012	Mn-54	5.18E-01	6.37E-01	2.06E+00	U
TM	24	307127002	6/27/2012	Nb-95	2.67E-01	6.17E-01	2.02E+00	U
TM	24	307127002	6/27/2012	Ru-103	-1.39E+00	6.95E-01	1.95E+00	U
TM	24	307127002	6/27/2012	Ru-106	4.98E-01	5.38E+00	1.78E+01	U
TM	24	307127002	6/27/2012	Sb-124	-2.38E+00	1.42E+00	4.00E+00	U
TM	24	307127002	6/27/2012	Sb-125	-3.48E-01	1.72E+00	5.49E+00	U
TM	24	307127002	6/27/2012	Se-75	1.52E+00	8.72E-01	2.70E+00	U
TM	24	307127002	6/27/2012	Th-228	-3.31E+00	2.35E+00	5.15E+00	U
TM	24	307127002	6/27/2012	Zn-65	-5.84E-01	1.61E+00	5.25E+00	U
TM	24	307127002	6/27/2012	Zr-95	-3.51E-01	1.14E+00	3.66E+00	U
TM	24	307800002	7/11/2012	Ac-228	-1.85E+00	4.35E+00	1.05E+01	U
TM	24	307800002	7/11/2012	Ag-108m	-4.95E-01	6.06E-01	1.88E+00	U
TM	24	307800002	7/11/2012	Ag-110m	5.03E-01	7.52E-01	2.21E+00	U
TM	24	307800002	7/11/2012	Ba-140	-3.07E-01	9.33E-01	3.01E+00	U
TM	24	307800002	7/11/2012	Be-7	-6.68E+00	6.23E+00	1.88E+01	U
TM	24	307800002	7/11/2012	Ce-141	8.25E-01	1.90E+00	4.05E+00	U
TM	24	307800002	7/11/2012	Ce-144	-3.64E+00	4.93E+00	1.52E+01	U
TM	24	307800002	7/11/2012	Co-57	5.30E-01	6.51E-01	2.06E+00	U
TM	24	307800002	7/11/2012	Co-58	-6.71E-01	7.34E-01	2.30E+00	U
TM	24	307800002	7/11/2012	Co-60	8.60E-01	7.53E-01	2.52E+00	U
TM	24	307800002	7/11/2012	Cr-51	6.18E+00	6.63E+00	2.16E+01	U
TM	24	307800002	7/11/2012	Cs-134	-4.25E-01	8.19E-01	2.64E+00	U
TM	24	307800002	7/11/2012	Cs-137	2.69E+00	1.07E+00	2.48E+00	M
TM	24	307800002	7/11/2012	Fe-59	1.40E+00	1.69E+00	5.49E+00	U
TM	24	307800002	7/11/2012	I-131	-1.15E-01	2.38E-01	7.88E-01	U
TM	24	307800002	7/11/2012	K-40	1.83E+03	8.75E+01	1.97E+01	

# Seabrook REMP Summary of 2012 Data

SAMPLE TYPE	STATION	LSN	END DATE	NUCLIDE	CONC (pCi/kg)	STD.DEV. (pCi/kg)	MDC (pCi/kg)	FLAGS
TM	24	307800002	7/11/2012	La-140	-3.07E-01	9.33E-01	3.01E+00	U
TM	24	307800002	7/11/2012	Mn-54	-5.45E-01	6.75E-01	2.13E+00	U
TM	24	307800002	7/11/2012	Nb-95	1.15E+00	7.69E-01	2.48E+00	U
TM	24	307800002	7/11/2012	Ru-103	-2.68E+00	9.88E-01	2.19E+00	U
TM	24	307800002	7/11/2012	Ru-106	-1.44E+01	6.93E+00	1.91E+01	U
TM	24	307800002	7/11/2012	Sb-124	2.20E+00	1.46E+00	4.86E+00	U
TM	24	307800002	7/11/2012	Sb-125	1.73E+00	1.89E+00	6.11E+00	U
TM	24	307800002	7/11/2012	Se-75	-1.72E-01	9.40E-01	3.10E+00	U
TM	24	307800002	7/11/2012	Th-228	1.55E+00	2.35E+00	4.94E+00	U
TM	24	307800002	7/11/2012	Zn-65	-1.53E+00	1.79E+00	5.49E+00	U
TM	24	307800002	7/11/2012	Zr-95	2.60E-01	1.25E+00	4.16E+00	U
TM	24	308748002	7/25/2012	Ac-228	6.01E-01	3.33E+00	8.70E+00	U
TM	24	308748002	7/25/2012	Ag-108m	-2.72E-01	5.07E-01	1.63E+00	U
TM	24	308748002	7/25/2012	Ag-110m	3.79E-01	6.35E-01	1.79E+00	U
TM	24	308748002	7/25/2012	Ba-140	-4.99E-01	8.76E-01	2.81E+00	U
TM	24	308748002	7/25/2012	Bc-7	4.29E+00	4.92E+00	1.60E+01	U
TM	24	308748002	7/25/2012	Ce-141	9.93E-01	1.08E+00	3.44E+00	U
TM	24	308748002	7/25/2012	Ce-144	-9.57E-01	3.91E+00	1.25E+01	U
TM	24	308748002	7/25/2012	Co-57	-3.12E-02	4.95E-01	1.60E+00	U
TM	24	308748002	7/25/2012	Co-58	-5.28E-02	5.54E-01	1.84E+00	U
TM	24	308748002	7/25/2012	Co-60	1.29E+00	6.98E-01	2.18E+00	U
TM	24	308748002	7/25/2012	Cr-51	-9.09E+00	5.64E+00	1.68E+01	U
TM	24	308748002	7/25/2012	Cs-134	1.10E+00	7.28E-01	2.37E+00	U
TM	24	308748002	7/25/2012	Cs-137	6.81E+00	1.22E+00	1.88E+00	M
TM	24	308748002	7/25/2012	Fe-59	-1.12E+00	1.47E+00	4.63E+00	U
TM	24	308748002	7/25/2012	I-131	1.82E-01	1.70E-01	5.63E-01	U
TM	24	308748002	7/25/2012	K-40	1.95E+03	8.87E+01	1.53E+01	
TM	24	308748002	7/25/2012	La-140	-4.99E-01	8.76E-01	2.81E+00	U
TM	24	308748002	7/25/2012	Mn-54	-8.05E-01	5.98E-01	1.82E+00	U
TM	24	308748002	7/25/2012	Nb-95	-5.57E-01	5.89E-01	1.88E+00	U
TM	24	308748002	7/25/2012	Ru-103	-9.69E-01	6.60E-01	1.94E+00	U
TM	24	308748002	7/25/2012	Ru-106	1.31E+00	5.05E+00	1.63E+01	U
TM	24	308748002	7/25/2012	Sb-124	-3.98E-01	9.87E-01	3.18E+00	U
TM	24	308748002	7/25/2012	Sb-125	1.80E+00	1.60E+00	5.18E+00	U
TM	24	308748002	7/25/2012	Se-75	-1.59E-01	7.30E-01	2.44E+00	U
TM	24	308748002	7/25/2012	Th-228	3.09E+00	1.66E+00	3.83E+00	U
TM	24	308748002	7/25/2012	Zn-65	-2.15E+00	1.64E+00	4.91E+00	U
TM	24	308748002	7/25/2012	Zr-95	1.10E-01	1.03E+00	3.45E+00	U
TM	24	309531002	8/8/2012	Ac-228	-6.64E+00	4.27E+00	1.02E+01	U
TM	24	309531002	8/8/2012	Ag-108m	-8.78E-01	6.95E-01	2.08E+00	U
TM	24	309531002	8/8/2012	Ag-110m	1.49E-01	8.43E-01	2.41E+00	U
TM	24	309531002	8/8/2012	Ba-140	1.40E+00	1.40E+00	4.67E+00	U
TM	24	309531002	8/8/2012	Bc-7	-6.97E-01	6.43E+00	2.15E+01	U
TM	24	309531002	8/8/2012	Ce-141	1.17E+00	1.62E+00	4.89E+00	U
TM	24	309531002	8/8/2012	Ce-144	3.21E+00	5.17E+00	1.68E+01	U
TM	24	309531002	8/8/2012	Co-57	-5.91E-01	6.69E-01	2.17E+00	U
TM	24	309531002	8/8/2012	Co-58	3.01E-01	7.96E-01	2.62E+00	U
TM	24	309531002	8/8/2012	Co-60	3.74E-01	8.69E-01	2.91E+00	U
TM	24	309531002	8/8/2012	Cr-51	-3.69E+00	8.15E+00	2.62E+01	U
TM	24	309531002	8/8/2012	Cs-134	-5.48E-01	9.14E-01	2.93E+00	U
TM	24	309531002	8/8/2012	Cs-137	1.67E+00	1.29E+00	2.43E+00	U

# Seabrook REMP Summary of 2012 Data

SAMPLE TYPE	STATION	LSN	END DATE	NUCLIDE	CONC (pCi/kg)	STD.DEV. (pCi/kg)	MDC (pCi/kg)	FLAGS
TM	24	309531002	8/8/2012	Fe-59	1.24E+00	1.91E+00	6.43E+00	U
TM	24	309531002	8/8/2012	I-131	-9.83E-02	1.79E-01	5.92E-01	U
TM	24	309531002	8/8/2012	K-40	2.04E+03	9.56E+01	2.19E+01	
TM	24	309531002	8/8/2012	La-140	1.40E+00	1.40E+00	4.67E+00	U
TM	24	309531002	8/8/2012	Mn-54	9.67E-01	7.83E-01	2.53E+00	U
TM	24	309531002	8/8/2012	Nb-95	8.18E-01	8.04E-01	2.63E+00	U
TM	24	309531002	8/8/2012	Ru-103	-1.23E-02	8.17E-01	2.74E+00	U
TM	24	309531002	8/8/2012	Ru-106	-4.44E-01	6.28E+00	2.08E+01	U
TM	24	309531002	8/8/2012	Sb-124	-9.57E-01	1.69E+00	5.34E+00	U
TM	24	309531002	8/8/2012	Sb-125	-2.24E+00	2.10E+00	6.42E+00	U
TM	24	309531002	8/8/2012	Se-75	-4.93E-01	1.06E+00	3.45E+00	U
TM	24	309531002	8/8/2012	Th-228	-7.54E-01	1.92E+00	4.90E+00	U
TM	24	309531002	8/8/2012	Zn-65	-3.37E+00	2.11E+00	6.28E+00	U
TM	24	309531002	8/8/2012	Zr-95	-6.16E-01	1.40E+00	4.52E+00	U
TM	24	310262001	8/23/2012	Ac-228	4.03E+00	3.59E+00	1.04E+01	U
TM	24	310262001	8/23/2012	Ag-108m	-4.14E-01	6.28E-01	2.07E+00	U
TM	24	310262001	8/23/2012	Ag-110m	8.02E-01	7.82E-01	2.24E+00	U
TM	24	310262001	8/23/2012	Ba-140	-8.76E-01	1.08E+00	3.38E+00	U
TM	24	310262001	8/23/2012	Be-7	2.09E+00	5.92E+00	2.00E+01	U
TM	24	310262001	8/23/2012	Ce-141	4.63E+00	1.93E+00	4.12E+00	UI
TM	24	310262001	8/23/2012	Ce-144	-3.30E+00	4.78E+00	1.59E+01	U
TM	24	310262001	8/23/2012	Co-57	9.19E-02	6.63E-01	2.10E+00	U
TM	24	310262001	8/23/2012	Co-58	-1.43E+00	8.33E-01	2.32E+00	U
TM	24	310262001	8/23/2012	Co-60	1.34E-01	8.48E-01	2.78E+00	U
TM	24	310262001	8/23/2012	Cr-51	1.95E+00	6.98E+00	2.28E+01	U
TM	24	310262001	8/23/2012	Cs-134	9.93E-02	8.61E-01	2.80E+00	U
TM	24	310262001	8/23/2012	Cs-137	5.04E+00	1.08E+00	2.46E+00	M
TM	24	310262001	8/23/2012	Fe-59	-2.46E+00	1.91E+00	5.80E+00	U
TM	24	310262001	8/23/2012	I-131	1.70E-02	1.93E-01	6.38E-01	U
TM	24	310262001	8/23/2012	K-40	1.98E+03	9.26E+01	1.93E+01	
TM	24	310262001	8/23/2012	La-140	-8.76E-01	1.08E+00	3.38E+00	U
TM	24	310262001	8/23/2012	Mn-54	9.44E-02	7.54E-01	2.44E+00	U
TM	24	310262001	8/23/2012	Nb-95	6.29E-01	7.67E-01	2.50E+00	U
TM	24	310262001	8/23/2012	Ru-103	-5.95E-01	7.50E-01	2.42E+00	U
TM	24	310262001	8/23/2012	Ru-106	-6.66E+00	6.55E+00	2.04E+01	U
TM	24	310262001	8/23/2012	Sb-124	2.85E-01	1.46E+00	4.89E+00	U
TM	24	310262001	8/23/2012	Sb-125	2.71E-01	1.88E+00	6.36E+00	U
TM	24	310262001	8/23/2012	Se-75	4.95E-01	9.82E-01	3.23E+00	U
TM	24	310262001	8/23/2012	Th-228	-8.23E-01	2.37E+00	5.79E+00	U
TM	24	310262001	8/23/2012	Zn-65	-1.39E+00	1.99E+00	6.36E+00	U
TM	24	310262001	8/23/2012	Zr-95	-7.86E-01	1.30E+00	4.09E+00	U
TM	24	310932002	9/6/2012	Ac-228	6.77E+00	2.86E+00	8.28E+00	U
TM	24	310932002	9/6/2012	Ag-108m	1.17E-01	5.28E-01	1.70E+00	U
TM	24	310932002	9/6/2012	Ag-110m	-3.37E-01	6.33E-01	1.77E+00	U
TM	24	310932002	9/6/2012	Ba-140	1.77E+00	8.57E-01	2.71E+00	U
TM	24	310932002	9/6/2012	Be-7	-5.39E+00	4.87E+00	1.55E+01	U
TM	24	310932002	9/6/2012	Ce-141	2.61E+00	1.23E+00	3.28E+00	U
TM	24	310932002	9/6/2012	Ce-144	2.22E+00	4.06E+00	1.27E+01	U
TM	24	310932002	9/6/2012	Co-57	3.13E-01	4.87E-01	1.63E+00	U
TM	24	310932002	9/6/2012	Co-58	1.16E-01	6.07E-01	2.00E+00	U
TM	24	310932002	9/6/2012	Co-60	1.27E+00	6.90E-01	2.21E+00	U

# Seabrook REMP Summary of 2012 Data

SAMPLE TYPE	STATION	LSN	END DATE	NUCLIDE	CONC (pCi/kg)	STD.DEV. (pCi/kg)	MDC (pCi/kg)	FLAGS
TM	24	310932002	9/6/2012	Cr-51	-1.52E+00	5.11E+00	1.65E+01	U
TM	24	310932002	9/6/2012	Cs-134	3.92E-01	7.22E-01	2.38E+00	U
TM	24	310932002	9/6/2012	Cs-137	1.35E+01	1.24E+00	1.95E+00	M
TM	24	310932002	9/6/2012	Fe-59	-1.68E+00	1.44E+00	4.51E+00	U
TM	24	310932002	9/6/2012	I-131	-3.07E-01	1.89E-01	5.69E-01	U
TM	24	310932002	9/6/2012	K-40	1.97E+03	9.14E+01	1.55E+01	
TM	24	310932002	9/6/2012	La-140	1.77E+00	8.53E-01	2.71E+00	U
TM	24	310932002	9/6/2012	Mn-54	-5.56E-01	5.99E-01	1.86E+00	U
TM	24	310932002	9/6/2012	Nb-95	3.74E-01	5.83E-01	1.93E+00	U
TM	24	310932002	9/6/2012	Ru-103	-6.36E-01	5.89E-01	1.87E+00	U
TM	24	310932002	9/6/2012	Ru-106	7.94E-01	4.91E+00	1.64E+01	U
TM	24	310932002	9/6/2012	Sb-124	2.00E+00	1.13E+00	3.72E+00	U
TM	24	310932002	9/6/2012	Sb-125	7.67E-01	1.63E+00	5.23E+00	U
TM	24	310932002	9/6/2012	Se-75	-1.55E-01	7.44E-01	2.43E+00	U
TM	24	310932002	9/6/2012	Th-228	4.79E+00	2.14E+00	4.13E+00	UI
TM	24	310932002	9/6/2012	Zn-65	-3.65E-01	1.47E+00	4.90E+00	U
TM	24	310932002	9/6/2012	Zr-95	1.49E+00	1.06E+00	3.41E+00	U
TM	24	311802002	9/19/2012	Ac-228	-5.32E+00	3.54E+00	8.91E+00	U
TM	24	311802002	9/19/2012	Ag-108m	-6.65E-01	5.38E-01	1.66E+00	U
TM	24	311802002	9/19/2012	Ag-110m	3.81E-01	6.54E-01	1.85E+00	U
TM	24	311802002	9/19/2012	Ba-140	-4.26E-01	8.93E-01	2.85E+00	U
TM	24	311802002	9/19/2012	Be-7	-3.97E+00	5.46E+00	1.74E+01	U
TM	24	311802002	9/19/2012	Ce-141	-1.43E+00	1.08E+00	3.31E+00	U
TM	24	311802002	9/19/2012	Ce-144	4.95E+00	4.06E+00	1.30E+01	U
TM	24	311802002	9/19/2012	Co-57	5.43E-01	5.13E-01	1.67E+00	U
TM	24	311802002	9/19/2012	Co-58	-2.82E-01	6.28E-01	2.06E+00	U
TM	24	311802002	9/19/2012	Co-60	4.83E-01	6.60E-01	2.23E+00	U
TM	24	311802002	9/19/2012	Cr-51	-3.10E+00	5.63E+00	1.87E+01	U
TM	24	311802002	9/19/2012	Cs-134	9.35E-01	7.94E-01	2.63E+00	U
TM	24	311802002	9/19/2012	Cs-137	2.17E+01	1.49E+00	1.95E+00	
TM	24	311802002	9/19/2012	Fe-59	1.57E+00	1.64E+00	5.32E+00	U
TM	24	311802002	9/19/2012	I-131	1.67E-01	2.17E-01	6.96E-01	U
TM	24	311802002	9/19/2012	K-40	2.00E+03	9.06E+01	1.78E+01	
TM	24	311802002	9/19/2012	La-140	-4.26E-01	8.93E-01	2.85E+00	U
TM	24	311802002	9/19/2012	Mn-54	1.35E-01	5.83E-01	1.95E+00	U
TM	24	311802002	9/19/2012	Nb-95	-1.80E-01	6.14E-01	2.04E+00	U
TM	24	311802002	9/19/2012	Ru-103	-4.99E-01	6.80E-01	2.16E+00	U
TM	24	311802002	9/19/2012	Ru-106	1.98E+00	5.26E+00	1.71E+01	U
TM	24	311802002	9/19/2012	Sb-124	-6.65E-01	1.27E+00	4.00E+00	U
TM	24	311802002	9/19/2012	Sb-125	4.38E+00	1.85E+00	5.39E+00	U
TM	24	311802002	9/19/2012	Se-75	7.04E-02	8.58E-01	2.73E+00	U
TM	24	311802002	9/19/2012	Th-228	1.04E+00	1.75E+00	4.02E+00	U
TM	24	311802002	9/19/2012	Zn-65	-3.20E-01	1.70E+00	5.49E+00	U
TM	24	311802002	9/19/2012	Zr-95	1.05E+00	1.11E+00	3.73E+00	U

# Seabrook REMP Summary of 2012 Data

SAMPLE TYPE	STATION	LSN	END DATE	NUCLIDE	CONC (pCi/kg)	STD.DEV. (pCi/kg)	MDC (pCi/kg)	FLAGS
WG	01	298237001	3/21/2012	Ac-228	6.60E+00	2.58E+00	7.31E+00	U
WG	01	298237001	3/21/2012	Ag-108m	-2.16E-01	4.63E-01	1.46E+00	U
WG	01	298237001	3/21/2012	Ag-110m	-7.19E-01	4.83E-01	1.44E+00	U
WG	01	298237001	3/21/2012	Ba-140	-5.10E-01	8.63E-01	2.74E+00	U
WG	01	298237001	3/21/2012	Be-7	-3.83E+00	4.51E+00	1.38E+01	U
WG	01	298237001	3/21/2012	BETA	2.14E+00	1.19E+00	3.53E+00	U
WG	01	298237001	3/21/2012	Bi-214	2.61E+01	2.31E+00	3.21E+00	X(1)
WG	01	298237001	3/21/2012	Ce-141	1.86E+00	1.65E+00	2.79E+00	U
WG	01	298237001	3/21/2012	Ce-144	2.41E-01	3.43E+00	1.12E+01	U
WG	01	298237001	3/21/2012	Co-57	6.28E-01	4.51E-01	1.47E+00	U
WG	01	298237001	3/21/2012	Co-58	-3.86E-01	5.05E-01	1.59E+00	U
WG	01	298237001	3/21/2012	Co-60	-4.49E-01	5.19E-01	1.63E+00	U
WG	01	298237001	3/21/2012	Cr-51	-2.01E+00	4.80E+00	1.55E+01	U
WG	01	298237001	3/21/2012	Cs-134	8.05E-01	6.02E-01	1.97E+00	U
WG	01	298237001	3/21/2012	Cs-137	4.83E-01	5.29E-01	1.77E+00	U
WG	01	298237001	3/21/2012	Fe-59	-9.87E-01	9.48E-01	2.82E+00	U
WG	01	298237001	3/21/2012	H-3	1.66E+02	1.40E+02	4.28E+02	U
WG	01	298237001	3/21/2012	I-131	-2.00E-02	8.35E-01	2.71E+00	U
WG	01	298237001	3/21/2012	K-40	-1.47E+01	9.76E+00	2.15E+01	U
WG	01	298237001	3/21/2012	La-140	-5.10E-01	8.62E-01	2.74E+00	U
WG	01	298237001	3/21/2012	Mn-54	-4.51E-01	4.95E-01	1.54E+00	U
WG	01	298237001	3/21/2012	Nb-95	9.32E-02	5.20E-01	1.73E+00	U
WG	01	298237001	3/21/2012	Pb-212	1.59E+00	1.57E+00	2.86E+00	U
WG	01	298237001	3/21/2012	Pb-214	2.43E+01	2.82E+00	3.70E+00	X(1)
WG	01	298237001	3/21/2012	Ru-103	-5.40E-02	5.08E-01	1.71E+00	U
WG	01	298237001	3/21/2012	Ru-106	8.65E+00	4.85E+00	1.55E+01	U
WG	01	298237001	3/21/2012	Sb-124	-1.13E+00	1.30E+00	4.01E+00	U
WG	01	298237001	3/21/2012	Sb-125	-1.63E+00	1.44E+00	4.34E+00	U
WG	01	298237001	3/21/2012	Se-75	-1.03E-01	6.90E-01	2.26E+00	U
WG	01	298237001	3/21/2012	Th-228	1.59E+00	1.57E+00	2.86E+00	U
WG	01	298237001	3/21/2012	Zn-65	3.27E-01	1.18E+00	3.32E+00	U
WG	01	298237001	3/21/2012	Zr-95	-6.60E-01	9.15E-01	2.91E+00	U
WG	01	307141001	6/27/2012	Ac-228	-3.26E-01	4.63E+00	1.11E+01	U
WG	01	307141001	6/27/2012	Ag-108m	-9.14E-02	5.30E-01	1.75E+00	U
WG	01	307141001	6/27/2012	Ag-110m	4.74E-01	6.61E-01	2.15E+00	U
WG	01	307141001	6/27/2012	Ba-140	9.60E-01	1.34E+00	4.52E+00	U
WG	01	307141001	6/27/2012	Be-7	2.84E-01	5.20E+00	1.72E+01	U
WG	01	307141001	6/27/2012	BETA	1.18E+00	1.19E+00	3.79E+00	U
WG	01	307141001	6/27/2012	Bi-214	1.93E+01	3.30E+00	4.25E+00	X(1)
WG	01	307141001	6/27/2012	Ce-141	-2.23E+00	1.31E+00	2.99E+00	U
WG	01	307141001	6/27/2012	Ce-144	-2.03E-01	3.24E+00	1.08E+01	U
WG	01	307141001	6/27/2012	Co-57	-9.17E-01	4.73E-01	1.36E+00	U
WG	01	307141001	6/27/2012	Co-58	4.89E-01	7.28E-01	2.46E+00	U
WG	01	307141001	6/27/2012	Co-60	9.93E-01	7.29E-01	2.47E+00	U
WG	01	307141001	6/27/2012	Cr-51	-2.53E+00	5.26E+00	1.75E+01	U
WG	01	307141001	6/27/2012	Cs-134	-6.67E-01	7.81E-01	2.49E+00	U
WG	01	307141001	6/27/2012	Cs-137	-2.59E-01	7.44E-01	2.36E+00	U
WG	01	307141001	6/27/2012	Fe-59	-1.53E+00	1.54E+00	4.67E+00	U
WG	01	307141001	6/27/2012	H-3	1.19E+02	1.62E+02	5.13E+02	U

# Seabrook REMP Summary of 2012 Data

SAMPLE TYPE	STATION	LSN	END DATE	NUCLIDE	CONC (pCi/kg)	STD.DEV. (pCi/kg)	MDC (pCi/kg)	FLAGS
WG	01	307141001	6/27/2012	I-131	2.77E+00	1.29E+00	3.95E+00	U
WG	01	307141001	6/27/2012	K-40	1.36E+01	9.04E+00	2.67E+01	U
WG	01	307141001	6/27/2012	La-140	9.60E-01	1.34E+00	4.52E+00	U
WG	01	307141001	6/27/2012	Mn-54	-1.09E+00	7.12E-01	2.10E+00	U
WG	01	307141001	6/27/2012	Nb-95	-2.80E-01	7.09E-01	2.34E+00	U
WG	01	307141001	6/27/2012	Pb-212	7.72E+00	1.80E+00	3.26E+00	
WG	01	307141001	6/27/2012	Pb-214	1.72E+01	3.02E+00	4.21E+00	X(1)
WG	01	307141001	6/27/2012	Ru-103	-1.57E+00	7.72E-01	2.07E+00	U
WG	01	307141001	6/27/2012	Ru-106	-2.67E+00	5.84E+00	1.85E+01	U
WG	01	307141001	6/27/2012	Sb-124	2.51E+00	1.84E+00	6.16E+00	U
WG	01	307141001	6/27/2012	Sb-125	-3.00E+00	1.72E+00	4.96E+00	U
WG	01	307141001	6/27/2012	Se-75	-1.02E+00	7.89E-01	2.33E+00	U
WG	01	307141001	6/27/2012	Th-228	7.72E+00	1.80E+00	3.26E+00	
WG	01	307141001	6/27/2012	Zn-65	-3.51E+00	1.78E+00	4.65E+00	U
WG	01	307141001	6/27/2012	Zr-95	-2.88E-01	1.18E+00	3.93E+00	U
WG	01	311800001	9/19/2012	Ac-228	-4.45E+00	4.04E+00	8.92E+00	U
WG	01	311800001	9/19/2012	Ag-108m	-1.56E-01	5.19E-01	1.66E+00	U
WG	01	311800001	9/19/2012	Ag-110m	-4.52E-01	6.39E-01	1.77E+00	U
WG	01	311800001	9/19/2012	Ba-140	-2.07E+00	1.14E+00	2.97E+00	U
WG	01	311800001	9/19/2012	Be-7	-8.38E+00	5.63E+00	1.62E+01	U
WG	01	311800001	9/19/2012	BETA	8.56E+00	1.14E+00	2.51E+00	
WG	01	311800001	9/19/2012	Bi-214	1.11E+01	2.52E+00	3.76E+00	X(1)
WG	01	311800001	9/19/2012	Ce-141	-4.18E+00	1.49E+00	3.33E+00	U
WG	01	311800001	9/19/2012	Ce-144	-4.82E-01	3.97E+00	1.27E+01	U
WG	01	311800001	9/19/2012	Co-57	-1.18E-01	5.09E-01	1.63E+00	U
WG	01	311800001	9/19/2012	Co-58	-1.50E-02	5.48E-01	1.80E+00	U
WG	01	311800001	9/19/2012	Co-60	-8.86E-01	6.51E-01	1.90E+00	U
WG	01	311800001	9/19/2012	Cr-51	4.08E+00	5.95E+00	1.97E+01	U
WG	01	311800001	9/19/2012	Cs-134	6.10E-01	6.83E-01	2.28E+00	U
WG	01	311800001	9/19/2012	Cs-137	3.05E-01	6.17E-01	2.08E+00	U
WG	01	311800001	9/19/2012	Fe-59	-1.23E+00	1.30E+00	3.90E+00	U
WG	01	311800001	9/19/2012	H-3	1.33E+01	1.56E+02	5.11E+02	U
WG	01	311800001	9/19/2012	I-131	-2.68E-01	1.17E+00	3.80E+00	U
WG	01	311800001	9/19/2012	K-40	-1.40E+01	1.10E+01	2.64E+01	U
WG	01	311800001	9/19/2012	La-140	-2.07E+00	1.14E+00	2.97E+00	U
WG	01	311800001	9/19/2012	Mn-54	2.91E-01	5.76E-01	1.92E+00	U
WG	01	311800001	9/19/2012	Nb-95	1.12E+00	6.82E-01	2.20E+00	U
WG	01	311800001	9/19/2012	Pb-212	2.01E-01	1.70E+00	4.38E+00	U
WG	01	311800001	9/19/2012	Pb-214	1.12E+01	3.84E+00	6.61E+00	UI
WG	01	311800001	9/19/2012	Ru-103	-9.46E-02	6.50E-01	2.08E+00	U
WG	01	311800001	9/19/2012	Ru-106	3.28E+00	5.14E+00	1.74E+01	U
WG	01	311800001	9/19/2012	Sb-124	7.69E-01	1.46E+00	4.86E+00	U
WG	01	311800001	9/19/2012	Sb-125	-7.23E-01	1.64E+00	5.23E+00	U
WG	01	311800001	9/19/2012	Se-75	-1.09E+00	8.31E-01	2.57E+00	U
WG	01	311800001	9/19/2012	Th-228	2.01E-01	1.70E+00	4.38E+00	U
WG	01	311800001	9/19/2012	Zn-65	1.09E+00	1.36E+00	3.90E+00	U
WG	01	311800001	9/19/2012	Zr-95	-7.25E-01	1.11E+00	3.55E+00	U
WG	01	317017001	12/13/2012	Ac-228	-8.40E+00	4.65E+00	7.84E+00	U
WG	01	317017001	12/13/2012	Ag-108m	-9.51E-01	5.51E-01	1.58E+00	U
WG	01	317017001	12/13/2012	Ag-110m	-1.27E-01	5.48E-01	1.80E+00	U
WG	01	317017001	12/13/2012	Ba-140	1.93E+00	1.10E+00	3.52E+00	U



## Seabrook REMP Summary of 2012 Data

SAMPLE TYPE	STATION	LSN	END DATE	NUCLIDE	CONC (pCi/kg)	STD.DEV. (pCi/kg)	MDC (pCi/kg)	FLAGS
WG	01	317017001	12/13/2012	Be-7	-1.54E-01	4.73E+00	1.52E+01	U
WG	01	317017001	12/13/2012	BETA	1.99E+00	1.18E+00	3.53E+00	U
WG	01	317017001	12/13/2012	Bi-214	3.06E+01	3.29E+00	3.66E+00	X(1)
WG	01	317017001	12/13/2012	Ce-141	-1.20E-01	1.41E+00	3.18E+00	U
WG	01	317017001	12/13/2012	Ce-144	2.20E+00	3.71E+00	1.21E+01	U
WG	01	317017001	12/13/2012	Co-57	6.31E-01	5.04E-01	1.61E+00	U
WG	01	317017001	12/13/2012	Co-58	-1.81E+00	8.61E-01	1.74E+00	U
WG	01	317017001	12/13/2012	Co-60	-1.61E-01	5.46E-01	1.75E+00	U
WG	01	317017001	12/13/2012	Cr-51	-4.56E-01	5.25E+00	1.74E+01	U
WG	01	317017001	12/13/2012	Cs-134	-2.68E-01	6.06E-01	1.94E+00	U
WG	01	317017001	12/13/2012	Cs-137	-3.06E-01	1.03E+00	2.04E+00	U
WG	01	317017001	12/13/2012	Fe-59	1.07E+00	1.17E+00	3.86E+00	U
WG	01	317017001	12/13/2012	H-3	-7.38E+01	1.72E+02	5.76E+02	U
WG	01	317017001	12/13/2012	I-131	-9.96E-01	1.04E+00	3.27E+00	U
WG	01	317017001	12/13/2012	K-40	-1.47E+01	1.21E+01	2.77E+01	U
WG	01	317017001	12/13/2012	La-140	1.93E+00	1.10E+00	3.52E+00	U
WG	01	317017001	12/13/2012	Mn-54	1.66E-01	5.50E-01	1.79E+00	U
WG	01	317017001	12/13/2012	Nb-95	1.74E+00	7.33E-01	2.11E+00	U
WG	01	317017001	12/13/2012	Pb-212	1.00E+00	1.96E+00	3.02E+00	U
WG	01	317017001	12/13/2012	Pb-214	3.31E+01	2.98E+00	4.15E+00	X(1)
WG	01	317017001	12/13/2012	Ru-103	-3.39E-01	6.00E-01	1.88E+00	U
WG	01	317017001	12/13/2012	Ru-106	-3.45E-01	4.73E+00	1.57E+01	U
WG	01	317017001	12/13/2012	Sb-124	-1.55E+00	1.66E+00	4.31E+00	U
WG	01	317017001	12/13/2012	Sb-125	-8.33E-01	1.55E+00	4.94E+00	U
WG	01	317017001	12/13/2012	Se-75	-2.05E+00	1.11E+00	2.31E+00	U
WG	01	317017001	12/13/2012	Th-228	1.00E+00	1.96E+00	3.02E+00	U
WG	01	317017001	12/13/2012	Zn-65	1.44E+00	1.37E+00	3.94E+00	U
WG	01	317017001	12/13/2012	Zr-95	1.84E-01	9.53E-01	3.13E+00	U
WG	13	298237002	3/21/2012	Ac-228	6.69E+00	4.98E+00	7.61E+00	U
WG	13	298237002	3/21/2012	Ag-108m	-7.95E-01	5.20E-01	1.53E+00	U
WG	13	298237002	3/21/2012	Ag-110m	-4.57E-01	4.81E-01	1.54E+00	U
WG	13	298237002	3/21/2012	Ba-140	2.32E+00	9.79E-01	2.99E+00	U
WG	13	298237002	3/21/2012	Be-7	-9.02E+00	5.08E+00	1.43E+01	U
WG	13	298237002	3/21/2012	BETA	7.85E-01	1.11E+00	3.51E+00	U
WG	13	298237002	3/21/2012	Bi-214	5.29E+01	3.61E+00	3.26E+00	X(1)
WG	13	298237002	3/21/2012	Ce-141	-2.11E+00	1.51E+00	3.24E+00	U
WG	13	298237002	3/21/2012	Ce-144	-3.16E+00	3.80E+00	1.19E+01	U
WG	13	298237002	3/21/2012	Co-57	-3.38E-01	4.97E-01	1.57E+00	U
WG	13	298237002	3/21/2012	Co-58	-8.95E-01	5.26E-01	1.51E+00	U
WG	13	298237002	3/21/2012	Co-60	1.58E+00	6.49E-01	1.98E+00	U
WG	13	298237002	3/21/2012	Cr-51	-7.35E+00	5.31E+00	1.63E+01	U
WG	13	298237002	3/21/2012	Cs-134	-5.07E-02	5.84E-01	1.94E+00	U
WG	13	298237002	3/21/2012	Cs-137	-3.73E-01	5.24E-01	1.71E+00	U
WG	13	298237002	3/21/2012	Fe-59	-1.13E+00	1.10E+00	3.34E+00	U
WG	13	298237002	3/21/2012	H-3	1.71E+02	1.44E+02	4.40E+02	U
WG	13	298237002	3/21/2012	I-131	1.10E-01	8.91E-01	2.95E+00	U
WG	13	298237002	3/21/2012	K-40	1.00E+01	8.61E+00	1.72E+01	U
WG	13	298237002	3/21/2012	La-140	2.32E+00	9.74E-01	2.99E+00	U
WG	13	298237002	3/21/2012	Mn-54	-5.53E-01	5.14E-01	1.60E+00	U
WG	13	298237002	3/21/2012	Nb-95	1.69E+00	6.83E-01	1.81E+00	U
WG	13	298237002	3/21/2012	Pb-212	-1.31E+00	1.49E+00	3.61E+00	U

# Seabrook REMP Summary of 2012 Data

SAMPLE TYPE	STATION	LSN	END DATE	NUCLIDE	CONC (pCi/kg)	STD.DEV. (pCi/kg)	MDC (pCi/kg)	FLAGS
WG	13	298237002	3/21/2012	Pb-214	5.60E+01	4.09E+00	3.90E+00	X(1)
WG	13	298237002	3/21/2012	Ru-103	-1.24E+00	6.30E-01	1.70E+00	U
WG	13	298237002	3/21/2012	Ru-106	7.02E-04	4.80E+00	1.53E+01	U
WG	13	298237002	3/21/2012	Sb-124	-1.36E+00	1.28E+00	3.87E+00	U
WG	13	298237002	3/21/2012	Sb-125	1.28E+00	1.53E+00	5.00E+00	U
WG	13	298237002	3/21/2012	Se-75	-3.24E-01	7.09E-01	2.35E+00	U
WG	13	298237002	3/21/2012	Th-228	-1.31E+00	1.49E+00	3.61E+00	U
WG	13	298237002	3/21/2012	Zn-65	2.87E-01	1.20E+00	3.41E+00	U
WG	13	298237002	3/21/2012	Zr-95	1.07E+00	8.90E-01	2.95E+00	U
WG	13	307141002	6/27/2012	Ac-228	3.72E+00	2.51E+00	7.94E+00	U
WG	13	307141002	6/27/2012	Ag-108m	6.17E-01	5.57E-01	1.86E+00	U
WG	13	307141002	6/27/2012	Ag-110m	-8.02E-01	6.32E-01	1.93E+00	U
WG	13	307141002	6/27/2012	Ba-140	5.32E-01	9.29E-01	3.09E+00	U
WG	13	307141002	6/27/2012	Be-7	-7.69E+00	5.53E+00	1.70E+01	U
WG	13	307141002	6/27/2012	BETA	-9.01E-01	1.15E+00	3.94E+00	U
WG	13	307141002	6/27/2012	Bi-214	-2.85E+00	1.94E+00	4.27E+00	U
WG	13	307141002	6/27/2012	Ce-141	1.71E+00	1.27E+00	3.81E+00	U
WG	13	307141002	6/27/2012	Ce-144	4.10E+00	4.27E+00	1.37E+01	U
WG	13	307141002	6/27/2012	Co-57	5.38E-01	5.38E-01	1.78E+00	U
WG	13	307141002	6/27/2012	Co-58	5.80E-01	6.40E-01	2.09E+00	U
WG	13	307141002	6/27/2012	Co-60	-4.42E-02	5.78E-01	1.90E+00	U
WG	13	307141002	6/27/2012	Cr-51	7.59E+00	6.59E+00	2.10E+01	U
WG	13	307141002	6/27/2012	Cs-134	8.50E-01	7.80E-01	2.54E+00	U
WG	13	307141002	6/27/2012	Cs-137	5.81E-01	6.77E-01	2.23E+00	U
WG	13	307141002	6/27/2012	Fe-59	1.77E-02	1.04E+00	3.48E+00	U
WG	13	307141002	6/27/2012	H-3	2.99E+01	1.61E+02	5.24E+02	U
WG	13	307141002	6/27/2012	I-131	1.04E+00	1.32E+00	4.25E+00	U
WG	13	307141002	6/27/2012	K-40	1.83E+01	7.82E+00	2.36E+01	U
WG	13	307141002	6/27/2012	La-140	5.32E-01	9.28E-01	3.09E+00	U
WG	13	307141002	6/27/2012	Mn-54	-8.09E-01	6.32E-01	1.88E+00	U
WG	13	307141002	6/27/2012	Nb-95	7.24E-01	6.27E-01	2.04E+00	U
WG	13	307141002	6/27/2012	Pb-212	2.50E+00	1.96E+00	4.24E+00	U
WG	13	307141002	6/27/2012	Pb-214	2.37E+00	1.65E+00	5.13E+00	U
WG	13	307141002	6/27/2012	Ru-103	-7.07E-01	6.62E-01	2.09E+00	U
WG	13	307141002	6/27/2012	Ru-106	7.04E+00	5.39E+00	1.76E+01	U
WG	13	307141002	6/27/2012	Sb-124	1.08E+00	1.30E+00	4.34E+00	U
WG	13	307141002	6/27/2012	Sb-125	1.95E+00	1.74E+00	5.81E+00	U
WG	13	307141002	6/27/2012	Se-75	-8.62E-01	8.99E-01	2.82E+00	U
WG	13	307141002	6/27/2012	Th-228	2.50E+00	1.96E+00	4.24E+00	U
WG	13	307141002	6/27/2012	Zn-65	-2.61E+00	1.24E+00	3.24E+00	U
WG	13	307141002	6/27/2012	Zr-95	1.02E+00	1.12E+00	3.66E+00	U
WG	13	311800002	9/19/2012	Ac-228	5.97E+00	4.16E+00	7.98E+00	U
WG	13	311800002	9/19/2012	Ag-108m	-8.72E-01	5.09E-01	1.45E+00	U
WG	13	311800002	9/19/2012	Ag-110m	-8.45E-01	5.56E-01	1.66E+00	U
WG	13	311800002	9/19/2012	Ba-140	3.69E-01	9.30E-01	3.12E+00	U
WG	13	311800002	9/19/2012	Be-7	-4.51E-02	4.56E+00	1.46E+01	U
WG	13	311800002	9/19/2012	BETA	1.20E+01	1.65E+00	3.62E+00	
WG	13	311800002	9/19/2012	Bi-214	-3.19E+00	2.31E+00	4.42E+00	U
WG	13	311800002	9/19/2012	Ce-141	1.39E+00	1.12E+00	3.16E+00	U
WG	13	311800002	9/19/2012	Ce-144	-2.36E+00	3.46E+00	1.11E+01	U
WG	13	311800002	9/19/2012	Co-57	-8.53E-01	4.96E-01	1.46E+00	U

# Seabrook REMP Summary of 2012 Data

SAMPLE TYPE	STATION	LSN	END DATE	NUCLIDE	CONC (pCi/kg)	STD.DEV. (pCi/kg)	MDC (pCi/kg)	FLAGS
WG	13	311800002	9/19/2012	Co-58	8.07E-01	5.75E-01	1.83E+00	U
WG	13	311800002	9/19/2012	Co-60	1.94E-01	5.75E-01	1.89E+00	U
WG	13	311800002	9/19/2012	Cr-51	-4.97E+00	5.19E+00	1.65E+01	U
WG	13	311800002	9/19/2012	Cs-134	1.71E+00	7.51E-01	2.21E+00	U
WG	13	311800002	9/19/2012	Cs-137	1.80E+00	7.11E-01	2.02E+00	U
WG	13	311800002	9/19/2012	Fe-59	-1.11E+00	1.19E+00	3.73E+00	U
WG	13	311800002	9/19/2012	H-3	1.17E+02	1.61E+02	5.10E+02	U
WG	13	311800002	9/19/2012	I-131	-1.32E+00	1.12E+00	3.44E+00	U
WG	13	311800002	9/19/2012	K-40	-8.27E+00	1.37E+01	2.75E+01	U
WG	13	311800002	9/19/2012	La-140	3.69E-01	9.30E-01	3.12E+00	U
WG	13	311800002	9/19/2012	Mn-54	-4.39E-01	5.50E-01	1.72E+00	U
WG	13	311800002	9/19/2012	Nb-95	1.26E+00	5.85E-01	1.69E+00	U
WG	13	311800002	9/19/2012	Pb-212	6.19E-01	1.70E+00	3.46E+00	U
WG	13	311800002	9/19/2012	Pb-214	-1.99E-02	2.26E+00	4.42E+00	U
WG	13	311800002	9/19/2012	Ru-103	-8.96E-01	6.16E-01	1.78E+00	U
WG	13	311800002	9/19/2012	Ru-106	-2.79E+00	4.79E+00	1.56E+01	U
WG	13	311800002	9/19/2012	Sb-124	-5.35E-01	1.33E+00	4.30E+00	U
WG	13	311800002	9/19/2012	Sb-125	3.25E+00	1.61E+00	4.80E+00	U
WG	13	311800002	9/19/2012	Se-75	-5.54E-01	7.05E-01	2.30E+00	U
WG	13	311800002	9/19/2012	Th-228	6.19E-01	1.70E+00	3.46E+00	U
WG	13	311800002	9/19/2012	Zn-65	-2.93E+00	1.35E+00	3.55E+00	U
WG	13	311800002	9/19/2012	Zr-95	1.94E+00	1.05E+00	3.24E+00	U
WG	13	317017002	12/13/2012	Ac-228	4.95E+00	4.50E+00	8.22E+00	U
WG	13	317017002	12/13/2012	Ag-108m	2.70E-01	4.91E-01	1.66E+00	U
WG	13	317017002	12/13/2012	Ag-110m	-2.50E-01	5.89E-01	1.64E+00	U
WG	13	317017002	12/13/2012	Ba-140	5.57E-01	9.12E-01	3.10E+00	U
WG	13	317017002	12/13/2012	Be-7	-4.55E+00	4.80E+00	1.54E+01	U
WG	13	317017002	12/13/2012	BETA	1.10E+00	1.11E+00	3.50E+00	U
WG	13	317017002	12/13/2012	Bi-214	1.34E+00	2.21E+00	4.34E+00	U
WG	13	317017002	12/13/2012	Ce-141	-1.78E+00	1.57E+00	3.27E+00	U
WG	13	317017002	12/13/2012	Ce-144	2.18E+00	3.60E+00	1.22E+01	U
WG	13	317017002	12/13/2012	Co-57	1.86E-02	4.95E-01	1.58E+00	U
WG	13	317017002	12/13/2012	Co-58	-6.88E-01	5.33E-01	1.58E+00	U
WG	13	317017002	12/13/2012	Co-60	-6.58E-01	5.92E-01	1.78E+00	U
WG	13	317017002	12/13/2012	Cr-51	9.16E+00	5.98E+00	1.87E+01	U
WG	13	317017002	12/13/2012	Cs-134	1.57E+00	6.73E-01	1.98E+00	U
WG	13	317017002	12/13/2012	Cs-137	1.39E+00	6.12E-01	1.85E+00	U
WG	13	317017002	12/13/2012	Fe-59	-9.67E-01	1.11E+00	3.48E+00	U
WG	13	317017002	12/13/2012	H-3	-1.32E+02	1.67E+02	5.68E+02	U
WG	13	317017002	12/13/2012	I-131	-2.85E-01	1.03E+00	3.30E+00	U
WG	13	317017002	12/13/2012	K-40	1.13E+01	1.31E+01	1.78E+01	U
WG	13	317017002	12/13/2012	La-140	5.57E-01	9.12E-01	3.10E+00	U
WG	13	317017002	12/13/2012	Mn-54	4.70E-01	5.18E-01	1.69E+00	U
WG	13	317017002	12/13/2012	Nb-95	6.56E-01	6.17E-01	1.76E+00	U
WG	13	317017002	12/13/2012	Pb-212	1.54E+00	2.01E+00	3.93E+00	U
WG	13	317017002	12/13/2012	Pb-214	2.00E-01	2.52E+00	4.66E+00	U
WG	13	317017002	12/13/2012	Ru-103	-1.03E+00	6.26E-01	1.86E+00	U
WG	13	317017002	12/13/2012	Ru-106	-3.68E+00	4.66E+00	1.48E+01	U
WG	13	317017002	12/13/2012	Sb-124	3.83E+00	1.69E+00	4.94E+00	U
WG	13	317017002	12/13/2012	Sb-125	1.88E+00	1.58E+00	4.99E+00	U
WG	13	317017002	12/13/2012	Se-75	-3.03E-01	7.69E-01	2.51E+00	U

# Seabrook REMP Summary of 2012 Data

SAMPLE TYPE	STATION	LSN	END DATE	NUCLIDE	CONC (pCi/kg)	STD.DEV. (pCi/kg)	MDC (pCi/kg)	FLAGS
WG	13	317017002	12/13/2012	Th-228	1.54E+00	2.01E+00	3.93E+00	U
WG	13	317017002	12/13/2012	Zn-65	-9.77E-01	1.15E+00	3.62E+00	U
WG	13	317017002	12/13/2012	Zr-95	9.57E-01	1.07E+00	3.06E+00	U
WG	14	298237003	3/22/2012	Ac-228	5.14E+00	2.98E+00	9.49E+00	U
WG	14	298237003	3/22/2012	Ag-108m	1.13E-03	6.28E-01	2.09E+00	U
WG	14	298237003	3/22/2012	Ag-110m	-7.18E+00	1.88E+00	2.20E+00	U
WG	14	298237003	3/22/2012	Ba-140	2.07E+00	1.13E+00	3.64E+00	U
WG	14	298237003	3/22/2012	Be-7	2.18E+00	6.05E+00	2.01E+01	U
WG	14	298237003	3/22/2012	BETA	2.69E+00	1.26E+00	3.72E+00	U
WG	14	298237003	3/22/2012	Bi-214	1.23E+02	7.74E+00	4.31E+00	X(1)
WG	14	298237003	3/22/2012	Ce-141	2.70E+00	1.38E+00	4.13E+00	U
WG	14	298237003	3/22/2012	Ce-144	3.69E+00	4.60E+00	1.51E+01	U
WG	14	298237003	3/22/2012	Co-57	-2.06E-01	5.66E-01	1.87E+00	U
WG	14	298237003	3/22/2012	Co-58	-8.52E-01	7.53E-01	2.26E+00	U
WG	14	298237003	3/22/2012	Co-60	1.06E+00	7.60E-01	2.46E+00	U
WG	14	298237003	3/22/2012	Cr-51	-1.01E+01	6.93E+00	2.03E+01	U
WG	14	298237003	3/22/2012	Cs-134	6.45E-01	8.58E-01	2.78E+00	U
WG	14	298237003	3/22/2012	Cs-137	-4.91E+00	1.84E+00	3.61E+00	U
WG	14	298237003	3/22/2012	Fe-59	-1.05E+00	1.37E+00	4.33E+00	U
WG	14	298237003	3/22/2012	H-3	7.85E+01	1.39E+02	4.41E+02	U
WG	14	298237003	3/22/2012	I-131	2.82E-01	1.07E+00	3.60E+00	U
WG	14	298237003	3/22/2012	K-40	2.76E+01	1.52E+01	2.12E+01	UI
WG	14	298237003	3/22/2012	La-140	2.07E+00	1.12E+00	3.64E+00	U
WG	14	298237003	3/22/2012	Mn-54	-2.80E-01	6.83E-01	2.26E+00	U
WG	14	298237003	3/22/2012	Nb-95	4.37E+00	1.36E+00	2.88E+00	UI
WG	14	298237003	3/22/2012	Pb-212	3.66E+00	2.40E+00	4.18E+00	U
WG	14	298237003	3/22/2012	Pb-214	1.19E+02	7.90E+00	5.12E+00	X(1)
WG	14	298237003	3/22/2012	Ru-103	1.04E+00	7.59E-01	2.44E+00	U
WG	14	298237003	3/22/2012	Ru-106	-4.90E+00	6.27E+00	1.98E+01	U
WG	14	298237003	3/22/2012	Sb-124	-1.79E+00	1.55E+00	4.72E+00	U
WG	14	298237003	3/22/2012	Sb-125	2.20E+00	2.04E+00	6.69E+00	U
WG	14	298237003	3/22/2012	Se-75	-7.67E-01	9.73E-01	3.05E+00	U
WG	14	298237003	3/22/2012	Th-228	3.66E+00	2.40E+00	4.18E+00	U
WG	14	298237003	3/22/2012	Zn-65	8.07E-02	1.66E+00	4.72E+00	U
WG	14	298237003	3/22/2012	Zr-95	8.70E-01	1.26E+00	4.10E+00	U
WG	14	311800003	9/20/2012	Ac-228	3.81E+00	3.41E+00	9.12E+00	U
WG	14	311800003	9/20/2012	Ag-108m	-6.63E-01	5.91E-01	1.82E+00	U
WG	14	311800003	9/20/2012	Ag-110m	-2.03E-01	6.16E-01	1.77E+00	U
WG	14	311800003	9/20/2012	Ba-140	-1.76E-01	1.04E+00	3.37E+00	U
WG	14	311800003	9/20/2012	Bc-7	-1.14E+01	6.14E+00	1.71E+01	U
WG	14	311800003	9/20/2012	BETA	5.60E+00	7.82E-01	1.82E+00	U
WG	14	311800003	9/20/2012	Bi-214	1.37E+02	7.68E+00	4.04E+00	X(1)
WG	14	311800003	9/20/2012	Ce-141	5.27E-01	1.25E+00	4.06E+00	U
WG	14	311800003	9/20/2012	Ce-144	-7.02E+00	4.92E+00	1.48E+01	U
WG	14	311800003	9/20/2012	Co-57	1.70E-01	5.84E-01	1.91E+00	U
WG	14	311800003	9/20/2012	Co-58	-1.89E+00	7.61E-01	1.86E+00	U
WG	14	311800003	9/20/2012	Co-60	3.87E-01	6.16E-01	2.07E+00	U
WG	14	311800003	9/20/2012	Cr-51	1.81E+00	5.90E+00	1.97E+01	U
WG	14	311800003	9/20/2012	Cs-134	6.50E-01	7.37E-01	2.44E+00	U
WG	14	311800003	9/20/2012	Cs-137	-1.51E+00	1.08E+00	2.27E+00	U
WG	14	311800003	9/20/2012	Fe-59	-1.72E+00	1.39E+00	4.11E+00	U

# Seabrook REMP Summary of 2012 Data

SAMPLE TYPE	STATION	LSN	END DATE	NUCLIDE	CONC (pCi/kg)	STD.DEV. (pCi/kg)	MDC (pCi/kg)	FLAGS
WG	14	311800003	9/20/2012	H-3	1.79E+02	1.66E+02	5.15E+02	U
WG	14	311800003	9/20/2012	I-131	1.70E-01	1.14E+00	3.78E+00	U
WG	14	311800003	9/20/2012	K-40	8.90E+00	1.22E+01	2.07E+01	U
WG	14	311800003	9/20/2012	La-140	-1.76E-01	1.04E+00	3.37E+00	U
WG	14	311800003	9/20/2012	Mn-54	-1.24E+00	6.57E-01	1.82E+00	U
WG	14	311800003	9/20/2012	Nb-95	3.07E+00	1.04E+00	2.46E+00	UI
WG	14	311800003	9/20/2012	Pb-212	3.48E+00	1.81E+00	3.81E+00	U
WG	14	311800003	9/20/2012	Pb-214	1.48E+02	8.56E+00	4.44E+00	X(1)
WG	14	311800003	9/20/2012	Ru-103	-6.81E-01	6.74E-01	2.07E+00	U
WG	14	311800003	9/20/2012	Ru-106	1.32E+00	5.22E+00	1.77E+01	U
WG	14	311800003	9/20/2012	Sb-124	2.07E+00	1.60E+00	5.25E+00	U
WG	14	311800003	9/20/2012	Sb-125	-2.57E+00	1.89E+00	5.69E+00	U
WG	14	311800003	9/20/2012	Se-75	1.76E+00	9.47E-01	2.96E+00	U
WG	14	311800003	9/20/2012	Th-228	3.48E+00	1.81E+00	3.81E+00	U
WG	14	311800003	9/20/2012	Zn-65	-2.04E+00	1.53E+00	3.71E+00	U
WG	14	311800003	9/20/2012	Zr-95	1.14E+00	1.12E+00	3.71E+00	U
WG	14	317017003	12/13/2012	Ac-228	-6.16E+00	3.88E+00	8.65E+00	U
WG	14	317017003	12/13/2012	Ag-108m	3.92E-01	5.38E-01	1.81E+00	U
WG	14	317017003	12/13/2012	Ag-110m	9.96E-02	5.70E-01	1.88E+00	U
WG	14	317017003	12/13/2012	Ba-140	4.16E-01	1.08E+00	3.62E+00	U
WG	14	317017003	12/13/2012	Be-7	-8.24E+00	6.26E+00	1.68E+01	U
WG	14	317017003	12/13/2012	BETA	3.31E+00	1.27E+00	3.67E+00	U
WG	14	317017003	12/13/2012	Bi-214	2.00E+02	9.42E+00	3.89E+00	X(1)
WG	14	317017003	12/13/2012	Ce-141	5.61E-01	1.22E+00	4.11E+00	U
WG	14	317017003	12/13/2012	Ce-144	-4.23E-01	4.34E+00	1.47E+01	U
WG	14	317017003	12/13/2012	Co-57	-9.42E-02	5.86E-01	1.85E+00	U
WG	14	317017003	12/13/2012	Co-58	6.47E-01	7.24E-01	2.03E+00	U
WG	14	317017003	12/13/2012	Co-60	5.15E-01	6.28E-01	2.02E+00	U
WG	14	317017003	12/13/2012	Cr-51	-4.62E+00	6.23E+00	1.97E+01	U
WG	14	317017003	12/13/2012	Cs-134	9.06E-01	7.75E-01	2.16E+00	U
WG	14	317017003	12/13/2012	Cs-137	-1.25E+00	9.83E-01	2.10E+00	U
WG	14	317017003	12/13/2012	Fe-59	1.28E-01	1.28E+00	4.24E+00	U
WG	14	317017003	12/13/2012	H-3	-1.91E+02	1.63E+02	5.65E+02	U
WG	14	317017003	12/13/2012	I-131	7.31E-01	1.17E+00	3.77E+00	U
WG	14	317017003	12/13/2012	K-40	2.70E-01	1.23E+01	2.14E+01	U
WG	14	317017003	12/13/2012	La-140	4.16E-01	1.08E+00	3.62E+00	U
WG	14	317017003	12/13/2012	Mn-54	4.18E-01	7.13E-01	2.00E+00	U
WG	14	317017003	12/13/2012	Nb-95	7.58E+00	1.94E+00	2.73E+00	UI
WG	14	317017003	12/13/2012	Pb-212	2.68E+00	1.88E+00	3.86E+00	U
WG	14	317017003	12/13/2012	Pb-214	2.22E+02	1.12E+01	4.81E+00	X(1)
WG	14	317017003	12/13/2012	Ru-103	-1.87E-01	7.32E-01	2.11E+00	U
WG	14	317017003	12/13/2012	Ru-106	3.82E+00	5.32E+00	1.75E+01	U
WG	14	317017003	12/13/2012	Sb-124	1.35E+00	1.58E+00	4.75E+00	U
WG	14	317017003	12/13/2012	Sb-125	1.55E+00	1.75E+00	5.84E+00	U
WG	14	317017003	12/13/2012	Se-75	6.95E-01	9.71E-01	2.94E+00	U
WG	14	317017003	12/13/2012	Th-228	2.68E+00	1.88E+00	3.86E+00	U
WG	14	317017003	12/13/2012	Zn-65	1.44E+00	1.44E+00	4.14E+00	U
WG	14	317017003	12/13/2012	Zr-95	9.18E-02	1.04E+00	3.39E+00	U

## Seabrook REMP Summary of 2012 Data

SAMPLE TYPE	STATION	LSN	END DATE	NUCLIDE	CONC (pCi/kg)	STD.DEV. (pCi/kg)	MDC (pCi/kg)	FLAGS
WS	01	295121001	1/24/2012	Ac-228	-2.10E+00	3.79E+00	1.02E+01	U
WS	01	295121001	1/24/2012	Ag-108m	1.36E-01	5.97E-01	1.93E+00	U
WS	01	295121001	1/24/2012	Ag-110m	-1.13E-01	6.24E-01	2.05E+00	U
WS	01	295121001	1/24/2012	Ba-140	-3.25E+00	1.50E+00	3.78E+00	U
WS	01	295121001	1/24/2012	Be-7	5.03E+00	5.76E+00	1.85E+01	U
WS	01	295121001	1/24/2012	Bi-214	-5.39E+00	2.69E+00	5.13E+00	U
WS	01	295121001	1/24/2012	Ce-141	-7.32E-01	1.29E+00	4.06E+00	U
WS	01	295121001	1/24/2012	Ce-144	1.26E+00	4.68E+00	1.51E+01	U
WS	01	295121001	1/24/2012	Co-57	1.28E-01	5.97E-01	1.93E+00	U
WS	01	295121001	1/24/2012	Co-58	6.07E-01	7.06E-01	2.32E+00	U
WS	01	295121001	1/24/2012	Co-60	3.80E-01	7.55E-01	2.50E+00	U
WS	01	295121001	1/24/2012	Cr-51	1.84E+00	6.90E+00	2.28E+01	U
WS	01	295121001	1/24/2012	Cs-134	-1.01E+00	8.55E-01	2.57E+00	U
WS	01	295121001	1/24/2012	Cs-137	4.73E-01	6.98E-01	2.33E+00	U
WS	01	295121001	1/24/2012	Fe-59	1.34E+00	1.44E+00	4.82E+00	U
WS	01	295121001	1/24/2012	I-131	1.54E+00	1.49E+00	4.84E+00	U
WS	01	295121001	1/24/2012	K-40	3.57E+02	2.64E+01	2.11E+01	
WS	01	295121001	1/24/2012	La-140	-3.25E+00	1.49E+00	3.78E+00	U
WS	01	295121001	1/24/2012	Mn-54	4.03E-01	6.44E-01	2.12E+00	U
WS	01	295121001	1/24/2012	Nb-95	3.32E-01	6.81E-01	2.25E+00	U
WS	01	295121001	1/24/2012	Pb-212	-1.61E+00	1.94E+00	4.54E+00	U
WS	01	295121001	1/24/2012	Pb-214	-5.04E+00	2.66E+00	5.35E+00	U
WS	01	295121001	1/24/2012	Ru-103	-1.18E+00	7.36E-01	2.20E+00	U
WS	01	295121001	1/24/2012	Ru-106	5.52E-01	5.62E+00	1.87E+01	U
WS	01	295121001	1/24/2012	Sb-124	3.01E-01	1.51E+00	5.06E+00	U
WS	01	295121001	1/24/2012	Sb-125	-1.26E+00	1.85E+00	5.78E+00	U
WS	01	295121001	1/24/2012	Se-75	8.10E-01	9.54E-01	3.16E+00	U
WS	01	295121001	1/24/2012	Th-228	-1.61E+00	1.94E+00	4.54E+00	U
WS	01	295121001	1/24/2012	Zn-65	-1.96E-01	1.47E+00	4.87E+00	U
WS	01	295121001	1/24/2012	Zr-95	-3.83E-01	1.19E+00	3.84E+00	U
WS	01	296552001	2/21/2012	Ac-228	-1.43E+00	2.66E+00	6.80E+00	U
WS	01	296552001	2/21/2012	Ag-108m	-4.95E-01	4.99E-01	1.52E+00	U
WS	01	296552001	2/21/2012	Ag-110m	-2.05E-01	5.11E-01	1.67E+00	U
WS	01	296552001	2/21/2012	Ba-140	-6.14E-01	8.34E-01	2.59E+00	U
WS	01	296552001	2/21/2012	Be-7	1.46E+00	4.65E+00	1.50E+01	U
WS	01	296552001	2/21/2012	Bi-214	2.12E-01	2.28E+00	4.13E+00	U
WS	01	296552001	2/21/2012	Ce-141	1.12E+00	1.07E+00	3.15E+00	U
WS	01	296552001	2/21/2012	Ce-144	-1.07E+00	3.59E+00	1.16E+01	U
WS	01	296552001	2/21/2012	Co-57	-8.80E-01	4.97E-01	1.49E+00	U
WS	01	296552001	2/21/2012	Co-58	-5.38E-01	5.39E-01	1.66E+00	U
WS	01	296552001	2/21/2012	Co-60	1.21E+00	6.05E-01	1.97E+00	U
WS	01	296552001	2/21/2012	Cr-51	-6.78E+00	5.45E+00	1.65E+01	U
WS	01	296552001	2/21/2012	Cs-134	-2.97E-01	6.45E-01	2.08E+00	U
WS	01	296552001	2/21/2012	Cs-137	-3.68E-02	5.53E-01	1.84E+00	U
WS	01	296552001	2/21/2012	Fe-59	1.85E-01	1.15E+00	3.74E+00	U
WS	01	296552001	2/21/2012	I-131	5.22E-01	8.99E-01	2.94E+00	U
WS	01	296552001	2/21/2012	K-40	3.45E+02	2.39E+01	1.74E+01	
WS	01	296552001	2/21/2012	La-140	-6.14E-01	8.33E-01	2.59E+00	U
WS	01	296552001	2/21/2012	Mn-54	-8.81E-01	5.77E-01	1.66E+00	U
WS	01	296552001	2/21/2012	Nb-95	1.15E+00	6.16E-01	1.95E+00	U

## Seabrook REMP Summary of 2012 Data

SAMPLE TYPE	STATION	LSN	END DATE	NUCLIDE	CONC (pCi/kg)	STD.DEV. (pCi/kg)	MDC (pCi/kg)	FLAGS
WS	01	296552001	2/21/2012	Pb-212	-1.07E+00	1.37E+00	3.65E+00	U
WS	01	296552001	2/21/2012	Pb-214	3.56E+00	1.81E+00	4.32E+00	U
WS	01	296552001	2/21/2012	Ru-103	-4.42E-01	5.52E-01	1.79E+00	U
WS	01	296552001	2/21/2012	Ru-106	4.92E+00	5.05E+00	1.69E+01	U
WS	01	296552001	2/21/2012	Sb-124	-8.72E-01	1.25E+00	3.89E+00	U
WS	01	296552001	2/21/2012	Sb-125	1.02E+00	1.39E+00	4.51E+00	U
WS	01	296552001	2/21/2012	Se-75	1.28E-01	7.24E-01	2.39E+00	U
WS	01	296552001	2/21/2012	Th-228	-1.07E+00	1.37E+00	3.65E+00	U
WS	01	296552001	2/21/2012	Zn-65	-1.95E+00	1.28E+00	3.57E+00	U
WS	01	296552001	2/21/2012	Zr-95	-6.54E-01	9.43E-01	3.00E+00	U
WS	01	298236001	3/20/2012	Ac-228	-6.13E+00	4.08E+00	7.64E+00	U
WS	01	298236001	3/20/2012	Ag-108m	1.50E-02	5.04E-01	1.63E+00	U
WS	01	298236001	3/20/2012	Ag-110m	1.46E-01	5.00E-01	1.68E+00	U
WS	01	298236001	3/20/2012	Ba-140	-1.46E+00	9.98E-01	2.81E+00	U
WS	01	298236001	3/20/2012	Be-7	6.12E+00	4.97E+00	1.58E+01	U
WS	01	298236001	3/20/2012	Bi-214	-2.52E+00	1.91E+00	4.10E+00	U
WS	01	298236001	3/20/2012	Ce-141	-3.28E+00	1.77E+00	3.47E+00	U
WS	01	298236001	3/20/2012	Ce-144	4.58E+00	4.25E+00	1.27E+01	U
WS	01	298236001	3/20/2012	Co-57	2.00E-01	4.97E-01	1.60E+00	U
WS	01	298236001	3/20/2012	Co-58	4.00E-01	5.34E-01	1.77E+00	U
WS	01	298236001	3/20/2012	Co-60	-5.19E-02	5.62E-01	1.85E+00	U
WS	01	298236001	3/20/2012	Cr-51	6.84E-01	5.39E+00	1.78E+01	U
WS	01	298236001	3/20/2012	Cs-134	6.39E-01	6.69E-01	2.21E+00	U
WS	01	298236001	3/20/2012	Cs-137	2.00E-01	5.24E-01	1.76E+00	U
WS	01	298236001	3/20/2012	Fe-59	3.59E-01	1.17E+00	3.95E+00	U
WS	01	298236001	3/20/2012	I-131	1.53E-01	9.53E-01	3.13E+00	U
WS	01	298236001	3/20/2012	K-40	3.63E+02	2.51E+01	1.81E+01	
WS	01	298236001	3/20/2012	La-140	-1.46E+00	9.96E-01	2.81E+00	U
WS	01	298236001	3/20/2012	Mn-54	1.26E-01	5.39E-01	1.78E+00	U
WS	01	298236001	3/20/2012	Nb-95	1.07E+00	6.11E-01	1.94E+00	U
WS	01	298236001	3/20/2012	Pb-212	3.04E+00	2.17E+00	4.23E+00	U
WS	01	298236001	3/20/2012	Pb-214	2.38E+00	1.95E+00	4.69E+00	U
WS	01	298236001	3/20/2012	Ru-103	-4.66E-02	6.14E-01	1.96E+00	U
WS	01	298236001	3/20/2012	Ru-106	-1.53E+00	4.80E+00	1.58E+01	U
WS	01	298236001	3/20/2012	Sb-124	4.45E-01	1.34E+00	4.39E+00	U
WS	01	298236001	3/20/2012	Sb-125	-2.68E-01	1.52E+00	4.91E+00	U
WS	01	298236001	3/20/2012	Se-75	-2.74E-01	7.48E-01	2.46E+00	U
WS	01	298236001	3/20/2012	Th-228	3.04E+00	2.17E+00	4.23E+00	U
WS	01	298236001	3/20/2012	Zn-65	-2.08E+00	1.29E+00	3.75E+00	U
WS	01	298236001	3/20/2012	Zr-95	-6.00E-01	9.66E-01	3.09E+00	U
WS	01	304351001	3/20/2012	H-3	2.35E+02	2.09E+02	6.45E+02	U
WS	01	303612001	4/16/2012	Ac-228	-1.53E+00	3.27E+00	6.76E+00	U
WS	01	303612001	4/16/2012	Ag-108m	1.62E-01	4.37E-01	1.42E+00	U
WS	01	303612001	4/16/2012	Ag-110m	-7.28E-01	4.72E-01	1.40E+00	U
WS	01	303612001	4/16/2012	Ba-140	-1.12E+00	1.34E+00	4.11E+00	U
WS	01	303612001	4/16/2012	Be-7	2.00E+00	4.57E+00	1.48E+01	U
WS	01	303612001	4/16/2012	Bi-214	6.31E-01	1.97E+00	3.61E+00	U
WS	01	303612001	4/16/2012	Ce-141	-1.83E+00	1.72E+00	3.47E+00	U
WS	01	303612001	4/16/2012	Ce-144	-1.98E+00	3.40E+00	1.07E+01	U
WS	01	303612001	4/16/2012	Co-57	4.71E-01	4.49E-01	1.42E+00	U
WS	01	303612001	4/16/2012	Co-58	-1.39E+00	6.25E-01	1.61E+00	U



## Seabrook REMP Summary of 2012 Data

SAMPLE TYPE	STATION	LSN	END DATE	NUCLIDE	CONC (pCi/kg)	STD.DEV. (pCi/kg)	MDC (pCi/kg)	FLAGS
WS	01	303612001	4/16/2012	Co-60	2.74E-01	5.14E-01	1.72E+00	U
WS	01	303612001	4/16/2012	Cr-51	6.60E-01	5.74E+00	1.89E+01	U
WS	01	303612001	4/16/2012	Cs-134	-1.35E-02	5.52E-01	1.81E+00	U
WS	01	303612001	4/16/2012	Cs-137	3.09E-01	4.79E-01	1.60E+00	U
WS	01	303612001	4/16/2012	Fe-59	-1.11E+00	1.10E+00	3.48E+00	U
WS	01	303612001	4/16/2012	I-131	1.53E-01	1.81E+00	5.94E+00	U
WS	01	303612001	4/16/2012	K-40	3.30E+02	2.13E+01	1.49E+01	
WS	01	303612001	4/16/2012	La-140	-1.12E+00	1.33E+00	4.11E+00	U
WS	01	303612001	4/16/2012	Mn-54	5.92E-02	4.52E-01	1.48E+00	U
WS	01	303612001	4/16/2012	Nb-95	1.72E+00	6.81E-01	1.94E+00	U
WS	01	303612001	4/16/2012	Pb-212	7.73E-01	1.54E+00	3.42E+00	U
WS	01	303612001	4/16/2012	Pb-214	1.02E+00	1.98E+00	3.94E+00	U
WS	01	303612001	4/16/2012	Ru-103	-1.59E+00	7.03E-01	1.76E+00	U
WS	01	303612001	4/16/2012	Ru-106	4.95E-01	4.09E+00	1.37E+01	U
WS	01	303612001	4/16/2012	Sb-124	-9.42E-01	1.29E+00	3.99E+00	U
WS	01	303612001	4/16/2012	Sb-125	1.62E-01	1.26E+00	4.08E+00	U
WS	01	303612001	4/16/2012	Se-75	1.18E+00	7.32E-01	2.31E+00	U
WS	01	303612001	4/16/2012	Th-228	7.73E-01	1.54E+00	3.42E+00	U
WS	01	303612001	4/16/2012	Zn-65	-1.08E+00	1.05E+00	3.31E+00	U
WS	01	303612001	4/16/2012	Zr-95	5.89E-01	8.98E-01	2.98E+00	U
WS	01	305096001	5/22/2012	Ac-228	1.89E+00	3.78E+00	8.22E+00	U
WS	01	305096001	5/22/2012	Ag-108m	-1.10E-02	4.88E-01	1.65E+00	U
WS	01	305096001	5/22/2012	Ag-110m	-8.07E-01	5.65E-01	1.69E+00	U
WS	01	305096001	5/22/2012	Ba-140	-1.04E+00	1.05E+00	3.28E+00	U
WS	01	305096001	5/22/2012	Be-7	3.96E+00	5.03E+00	1.69E+01	U
WS	01	305096001	5/22/2012	Bi-214	-4.06E+00	2.17E+00	4.23E+00	U
WS	01	305096001	5/22/2012	Ce-141	4.31E-01	1.08E+00	3.54E+00	U
WS	01	305096001	5/22/2012	Ce-144	3.20E-01	3.85E+00	1.27E+01	U
WS	01	305096001	5/22/2012	Co-57	-2.01E-01	5.10E-01	1.60E+00	U
WS	01	305096001	5/22/2012	Co-58	7.66E-01	5.88E-01	1.89E+00	U
WS	01	305096001	5/22/2012	Co-60	-1.42E-01	5.86E-01	1.89E+00	U
WS	01	305096001	5/22/2012	Cr-51	3.82E+00	5.88E+00	1.91E+01	U
WS	01	305096001	5/22/2012	Cs-134	4.48E-01	7.16E-01	2.34E+00	U
WS	01	305096001	5/22/2012	Cs-137	8.12E-01	6.11E-01	1.98E+00	U
WS	01	305096001	5/22/2012	Fe-59	4.57E-01	1.27E+00	4.25E+00	U
WS	01	305096001	5/22/2012	I-131	1.33E+00	1.38E+00	4.41E+00	U
WS	01	305096001	5/22/2012	K-40	3.34E+02	2.24E+01	1.73E+01	
WS	01	305096001	5/22/2012	La-140	-1.04E+00	1.05E+00	3.28E+00	U
WS	01	305096001	5/22/2012	Mn-54	9.09E-01	6.03E-01	1.90E+00	U
WS	01	305096001	5/22/2012	Nb-95	6.83E-01	5.75E-01	1.86E+00	U
WS	01	305096001	5/22/2012	Pb-212	-2.61E+00	1.85E+00	3.95E+00	U
WS	01	305096001	5/22/2012	Pb-214	-3.46E+00	2.38E+00	4.38E+00	U
WS	01	305096001	5/22/2012	Ru-103	-3.73E-01	6.19E-01	2.03E+00	U
WS	01	305096001	5/22/2012	Ru-106	-3.44E+00	4.72E+00	1.51E+01	U
WS	01	305096001	5/22/2012	Sb-124	6.93E-01	1.43E+00	4.82E+00	U
WS	01	305096001	5/22/2012	Sb-125	-2.22E+00	1.64E+00	4.83E+00	U
WS	01	305096001	5/22/2012	Se-75	1.73E-02	7.98E-01	2.63E+00	U
WS	01	305096001	5/22/2012	Th-228	-2.61E+00	1.85E+00	3.95E+00	U
WS	01	305096001	5/22/2012	Zn-65	-8.51E-01	1.45E+00	3.99E+00	U
WS	01	305096001	5/22/2012	Zr-95	1.10E+00	1.03E+00	3.36E+00	U
WS	01	307122001	6/21/2012	Ac-228	5.76E+00	2.48E+00	7.31E+00	U

## Seabrook REMP Summary of 2012 Data

SAMPLE TYPE	STATION	LSN	END DATE	NUCLIDE	CONC (pCi/kg)	STD.DEV. (pCi/kg)	MDC (pCi/kg)	FLAGS
WS	01	307122001	6/21/2012	Ag-108m	2.98E-01	4.70E-01	1.53E+00	U
WS	01	307122001	6/21/2012	Ag-110m	1.01E-01	4.84E-01	1.63E+00	U
WS	01	307122001	6/21/2012	Ba-140	-2.54E+00	1.25E+00	3.14E+00	U
WS	01	307122001	6/21/2012	Be-7	-3.49E+00	4.91E+00	1.53E+01	U
WS	01	307122001	6/21/2012	Bi-214	1.07E+00	2.54E+00	4.13E+00	U
WS	01	307122001	6/21/2012	Ce-141	-3.52E+00	1.31E+00	3.08E+00	U
WS	01	307122001	6/21/2012	Ce-144	3.38E+00	3.66E+00	1.11E+01	U
WS	01	307122001	6/21/2012	Co-57	-8.87E-02	4.51E-01	1.45E+00	U
WS	01	307122001	6/21/2012	Co-58	2.42E-01	5.50E-01	1.83E+00	U
WS	01	307122001	6/21/2012	Co-60	1.83E-02	5.72E-01	1.90E+00	U
WS	01	307122001	6/21/2012	Cr-51	-1.39E+00	5.57E+00	1.83E+01	U
WS	01	307122001	6/21/2012	Cs-134	-5.67E-01	6.12E-01	1.91E+00	U
WS	01	307122001	6/21/2012	Cs-137	-8.49E-02	5.20E-01	1.73E+00	U
WS	01	307122001	6/21/2012	Fe-59	1.96E+00	1.27E+00	4.03E+00	U
WS	01	307122001	6/21/2012	I-131	2.17E+00	1.54E+00	4.91E+00	U
WS	01	307122001	6/21/2012	K-40	3.04E+02	2.06E+01	1.78E+01	
WS	01	307122001	6/21/2012	La-140	-2.54E+00	1.24E+00	3.14E+00	U
WS	01	307122001	6/21/2012	Mn-54	2.04E-01	5.04E-01	1.67E+00	U
WS	01	307122001	6/21/2012	Nb-95	1.24E+00	6.32E-01	1.97E+00	U
WS	01	307122001	6/21/2012	Pb-212	3.96E+00	2.25E+00	3.79E+00	UI
WS	01	307122001	6/21/2012	Pb-214	-1.83E+00	1.95E+00	4.18E+00	U
WS	01	307122001	6/21/2012	Ru-103	6.58E-01	6.33E-01	2.02E+00	U
WS	01	307122001	6/21/2012	Ru-106	5.70E-01	4.53E+00	1.53E+01	U
WS	01	307122001	6/21/2012	Sb-124	-4.90E-01	1.30E+00	4.14E+00	U
WS	01	307122001	6/21/2012	Sb-125	-2.12E+00	1.48E+00	4.38E+00	U
WS	01	307122001	6/21/2012	Se-75	-2.09E-01	7.05E-01	2.33E+00	U
WS	01	307122001	6/21/2012	Th-228	3.96E+00	2.25E+00	3.79E+00	UI
WS	01	307122001	6/21/2012	Zn-65	-2.07E-01	1.21E+00	3.87E+00	U
WS	01	307122001	6/21/2012	Zr-95	1.19E-01	9.63E-01	3.20E+00	U
WS	01	310507001	6/21/2012	H-3	-1.47E+02	1.54E+02	5.29E+02	U
WS	01	308255001	7/17/2012	Ac-228	-5.16E-01	5.73E+00	1.61E+01	U
WS	01	308255001	7/17/2012	Ag-108m	1.51E+00	1.05E+00	3.36E+00	U
WS	01	308255001	7/17/2012	Ag-110m	5.96E-01	1.02E+00	3.44E+00	U
WS	01	308255001	7/17/2012	Ba-140	-1.14E+00	1.78E+00	5.50E+00	U
WS	01	308255001	7/17/2012	Be-7	-1.77E+01	9.94E+00	2.80E+01	U
WS	01	308255001	7/17/2012	Bi-214	5.08E-01	2.67E+00	8.02E+00	U
WS	01	308255001	7/17/2012	Ce-141	-1.85E+00	2.25E+00	6.73E+00	U
WS	01	308255001	7/17/2012	Ce-144	1.39E+00	7.51E+00	2.52E+01	U
WS	01	308255001	7/17/2012	Co-57	-8.29E-01	9.87E-01	3.18E+00	U
WS	01	308255001	7/17/2012	Co-58	-1.24E+00	1.08E+00	3.20E+00	U
WS	01	308255001	7/17/2012	Co-60	3.42E-02	1.22E+00	4.07E+00	U
WS	01	308255001	7/17/2012	Cr-51	1.34E+01	1.05E+01	3.41E+01	U
WS	01	308255001	7/17/2012	Cs-134	-2.57E-01	1.35E+00	4.38E+00	U
WS	01	308255001	7/17/2012	Cs-137	-1.48E+00	1.13E+00	3.34E+00	U
WS	01	308255001	7/17/2012	Fe-59	-2.63E-02	2.28E+00	7.66E+00	U
WS	01	308255001	7/17/2012	I-131	1.79E-01	1.99E+00	6.48E+00	U
WS	01	308255001	7/17/2012	K-40	3.37E+02	3.56E+01	3.80E+01	
WS	01	308255001	7/17/2012	La-140	-1.14E+00	1.78E+00	5.50E+00	U
WS	01	308255001	7/17/2012	Mn-54	4.63E-01	1.05E+00	3.49E+00	U
WS	01	308255001	7/17/2012	Nb-95	2.31E+00	1.28E+00	4.15E+00	U
WS	01	308255001	7/17/2012	Pb-212	6.33E+00	3.78E+00	8.00E+00	U

## Seabrook REMP Summary of 2012 Data

SAMPLE TYPE	STATION	LSN	END DATE	NUCLIDE	CONC (pCi/kg)	STD.DEV. (pCi/kg)	MDC (pCi/kg)	FLAGS
WS	01	308255001	7/17/2012	Pb-214	-3.09E+00	3.04E+00	8.40E+00	U
WS	01	308255001	7/17/2012	Ru-103	4.43E-01	9.97E-01	3.39E+00	U
WS	01	308255001	7/17/2012	Ru-106	1.22E+00	9.14E+00	3.05E+01	U
WS	01	308255001	7/17/2012	Sb-124	2.01E+00	3.10E+00	1.05E+01	U
WS	01	308255001	7/17/2012	Sb-125	-3.04E+00	3.18E+00	9.60E+00	U
WS	01	308255001	7/17/2012	Se-75	1.07E+00	1.51E+00	5.00E+00	U
WS	01	308255001	7/17/2012	Th-228	6.33E+00	3.78E+00	8.00E+00	U
WS	01	308255001	7/17/2012	Zn-65	-1.91E-01	2.38E+00	7.96E+00	U
WS	01	308255001	7/17/2012	Zr-95	-2.89E+00	2.16E+00	6.28E+00	U
WS	01	310261001	8/22/2012	Ac-228	-1.57E+00	3.99E+00	9.39E+00	U
WS	01	310261001	8/22/2012	Ag-108m	2.75E-02	5.53E-01	1.79E+00	U
WS	01	310261001	8/22/2012	Ag-110m	-4.72E-01	6.32E-01	2.02E+00	U
WS	01	310261001	8/22/2012	Ba-140	3.89E-01	1.07E+00	3.61E+00	U
WS	01	310261001	8/22/2012	Be-7	-2.75E+00	5.86E+00	1.85E+01	U
WS	01	310261001	8/22/2012	Bi-214	-3.06E+00	2.83E+00	4.74E+00	U
WS	01	310261001	8/22/2012	Ce-141	9.27E-02	1.24E+00	3.60E+00	U
WS	01	310261001	8/22/2012	Ce-144	-1.31E+00	3.99E+00	1.30E+01	U
WS	01	310261001	8/22/2012	Co-57	6.55E-02	5.33E-01	1.75E+00	U
WS	01	310261001	8/22/2012	Co-58	-1.10E+00	6.91E-01	1.97E+00	U
WS	01	310261001	8/22/2012	Co-60	-1.25E+00	7.19E-01	1.96E+00	U
WS	01	310261001	8/22/2012	Cr-51	-8.66E-01	6.04E+00	1.99E+01	U
WS	01	310261001	8/22/2012	Cs-134	-4.23E-01	7.82E-01	2.48E+00	U
WS	01	310261001	8/22/2012	Cs-137	-3.33E-01	6.78E-01	2.20E+00	U
WS	01	310261001	8/22/2012	Fe-59	1.69E+00	1.53E+00	5.04E+00	U
WS	01	310261001	8/22/2012	I-131	-9.68E-01	1.28E+00	4.07E+00	U
WS	01	310261001	8/22/2012	K-40	3.13E+02	2.43E+01	1.76E+01	
WS	01	310261001	8/22/2012	La-140	3.89E-01	1.07E+00	3.61E+00	U
WS	01	310261001	8/22/2012	Mn-54	4.13E-01	6.11E-01	2.00E+00	U
WS	01	310261001	8/22/2012	Nb-95	1.24E+00	7.26E-01	2.29E+00	U
WS	01	310261001	8/22/2012	Pb-212	-1.20E+00	1.66E+00	3.99E+00	U
WS	01	310261001	8/22/2012	Pb-214	-2.36E+00	2.23E+00	4.94E+00	U
WS	01	310261001	8/22/2012	Ru-103	7.76E-01	7.07E-01	2.25E+00	U
WS	01	310261001	8/22/2012	Ru-106	-1.97E+00	5.79E+00	1.90E+01	U
WS	01	310261001	8/22/2012	Sb-124	7.81E-01	1.39E+00	4.69E+00	U
WS	01	310261001	8/22/2012	Sb-125	2.65E+00	1.81E+00	5.70E+00	U
WS	01	310261001	8/22/2012	Se-75	-1.46E+00	8.72E-01	2.62E+00	U
WS	01	310261001	8/22/2012	Th-228	-1.20E+00	1.66E+00	3.99E+00	U
WS	01	310261001	8/22/2012	Zn-65	-4.43E+00	1.77E+00	4.20E+00	U
WS	01	310261001	8/22/2012	Zr-95	1.79E+00	1.19E+00	3.83E+00	U
WS	01	311635001	9/17/2012	Ac-228	-6.39E+00	3.71E+00	8.16E+00	U
WS	01	311635001	9/17/2012	Ag-108m	-1.60E-01	4.97E-01	1.61E+00	U
WS	01	311635001	9/17/2012	Ag-110m	-6.84E-01	5.52E-01	1.71E+00	U
WS	01	311635001	9/17/2012	Ba-140	2.49E-01	1.14E+00	3.79E+00	U
WS	01	311635001	9/17/2012	Be-7	-1.53E+00	4.85E+00	1.57E+01	U
WS	01	311635001	9/17/2012	Bi-214	-1.66E+00	1.92E+00	4.43E+00	U
WS	01	311635001	9/17/2012	Ce-141	1.75E+00	1.09E+00	3.38E+00	U
WS	01	311635001	9/17/2012	Ce-144	1.32E-01	3.73E+00	1.22E+01	U
WS	01	311635001	9/17/2012	Co-57	-5.92E-01	5.13E-01	1.58E+00	U
WS	01	311635001	9/17/2012	Co-58	-1.54E+00	6.39E-01	1.54E+00	U
WS	01	311635001	9/17/2012	Co-60	-3.11E-01	6.18E-01	2.01E+00	U
WS	01	311635001	9/17/2012	Cr-51	-3.07E+00	5.49E+00	1.80E+01	U

## Seabrook REMP Summary of 2012 Data

SAMPLE TYPE	STATION	LSN	END DATE	NUCLIDE	CONC (pCi/kg)	STD.DEV. (pCi/kg)	MDC (pCi/kg)	FLAGS
WS	01	311635001	9/17/2012	Cs-134	1.44E+00	7.47E-01	2.39E+00	U
WS	01	311635001	9/17/2012	Cs-137	-8.57E-02	5.94E-01	1.99E+00	U
WS	01	311635001	9/17/2012	Fe-59	7.86E-01	1.35E+00	4.46E+00	U
WS	01	311635001	9/17/2012	I-131	1.28E-01	1.18E+00	3.92E+00	U
WS	01	311635001	9/17/2012	K-40	3.41E+02	2.45E+01	1.89E+01	
WS	01	311635001	9/17/2012	La-140	2.49E-01	1.14E+00	3.79E+00	U
WS	01	311635001	9/17/2012	Mn-54	3.89E-01	5.45E-01	1.83E+00	U
WS	01	311635001	9/17/2012	Nb-95	-2.21E-01	5.60E-01	1.84E+00	U
WS	01	311635001	9/17/2012	Pb-212	3.42E-01	2.02E+00	4.21E+00	U
WS	01	311635001	9/17/2012	Pb-214	-3.13E+00	2.40E+00	4.72E+00	U
WS	01	311635001	9/17/2012	Ru-103	-1.53E+00	7.46E-01	1.97E+00	U
WS	01	311635001	9/17/2012	Ru-106	3.01E+00	5.38E+00	1.74E+01	U
WS	01	311635001	9/17/2012	Sb-124	1.54E-01	1.50E+00	4.97E+00	U
WS	01	311635001	9/17/2012	Sb-125	-1.17E+00	1.53E+00	4.84E+00	U
WS	01	311635001	9/17/2012	Se-75	-1.50E-01	7.71E-01	2.60E+00	U
WS	01	311635001	9/17/2012	Th-228	3.42E-01	2.02E+00	4.21E+00	U
WS	01	311635001	9/17/2012	Zn-65	-6.57E-01	1.27E+00	4.02E+00	U
WS	01	311635001	9/17/2012	Zr-95	-1.61E+00	1.06E+00	3.10E+00	U
WS	01	314847001	9/17/2012	H-3	-9.67E+01	8.68E+01	3.18E+02	U
WS	01	314368001	10/23/2012	Ac-228	-8.48E-01	3.19E+00	7.46E+00	U
WS	01	314368001	10/23/2012	Ag-108m	2.45E-01	4.58E-01	1.52E+00	U
WS	01	314368001	10/23/2012	Ag-110m	-6.31E-01	5.55E-01	1.65E+00	U
WS	01	314368001	10/23/2012	Ba-140	5.69E-01	1.10E+00	3.68E+00	U
WS	01	314368001	10/23/2012	Be-7	-8.07E+00	5.09E+00	1.48E+01	U
WS	01	314368001	10/23/2012	Bi-214	1.43E+00	2.00E+00	4.11E+00	U
WS	01	314368001	10/23/2012	Ce-141	1.09E+00	1.11E+00	3.23E+00	U
WS	01	314368001	10/23/2012	Ce-144	-1.35E+00	3.38E+00	1.11E+01	U
WS	01	314368001	10/23/2012	Co-57	-2.44E-01	4.47E-01	1.46E+00	U
WS	01	314368001	10/23/2012	Co-58	-1.29E-01	5.09E-01	1.68E+00	U
WS	01	314368001	10/23/2012	Co-60	-3.79E-01	5.21E-01	1.67E+00	U
WS	01	314368001	10/23/2012	Cr-51	-1.12E+01	5.84E+00	1.68E+01	U
WS	01	314368001	10/23/2012	Cs-134	8.83E-01	6.82E-01	2.26E+00	U
WS	01	314368001	10/23/2012	Cs-137	1.18E+00	6.33E-01	1.94E+00	U
WS	01	314368001	10/23/2012	Fe-59	2.21E+00	1.28E+00	4.06E+00	U
WS	01	314368001	10/23/2012	I-131	3.77E-01	1.37E+00	4.59E+00	U
WS	01	314368001	10/23/2012	K-40	3.58E+02	2.30E+01	1.66E+01	
WS	01	314368001	10/23/2012	La-140	5.69E-01	1.10E+00	3.68E+00	U
WS	01	314368001	10/23/2012	Mn-54	3.95E-01	5.07E-01	1.70E+00	U
WS	01	314368001	10/23/2012	Nb-95	8.51E-01	5.78E-01	1.90E+00	U
WS	01	314368001	10/23/2012	Pb-212	1.46E+00	1.72E+00	3.71E+00	U
WS	01	314368001	10/23/2012	Pb-214	-9.78E-01	1.62E+00	4.09E+00	U
WS	01	314368001	10/23/2012	Ru-103	-8.56E-01	6.51E-01	1.95E+00	U
WS	01	314368001	10/23/2012	Ru-106	-1.68E+00	4.74E+00	1.50E+01	U
WS	01	314368001	10/23/2012	Sb-124	-2.44E+00	1.42E+00	3.81E+00	U
WS	01	314368001	10/23/2012	Sb-125	2.03E+00	1.49E+00	4.82E+00	U
WS	01	314368001	10/23/2012	Se-75	6.68E-01	7.47E-01	2.36E+00	U
WS	01	314368001	10/23/2012	Th-228	1.46E+00	1.72E+00	3.71E+00	U
WS	01	314368001	10/23/2012	Zn-65	-2.26E+00	1.36E+00	3.78E+00	U
WS	01	314368001	10/23/2012	Zr-95	1.30E+00	1.03E+00	3.41E+00	U
WS	01	315756001	11/20/2012	Ac-228	3.54E-01	4.02E+00	7.51E+00	U
WS	01	315756001	11/20/2012	Ag-108m	-4.43E-02	4.41E-01	1.43E+00	U

# Seabrook REMP Summary of 2012 Data

SAMPLE TYPE	STATION	LSN	END DATE	NUCLIDE	CONC (pCi/kg)	STD.DEV. (pCi/kg)	MDC (pCi/kg)	FLAGS
WS	01	315756001	11/20/2012	Ag-110m	-3.56E-01	4.68E-01	1.51E+00	U
WS	01	315756001	11/20/2012	Ba-140	-1.80E+00	1.12E+00	3.12E+00	U
WS	01	315756001	11/20/2012	Be-7	2.74E-01	4.51E+00	1.46E+01	U
WS	01	315756001	11/20/2012	Bi-214	-6.43E+00	2.78E+00	3.86E+00	U
WS	01	315756001	11/20/2012	Ce-141	-3.12E+00	1.23E+00	2.99E+00	U
WS	01	315756001	11/20/2012	Ce-144	7.74E-01	3.37E+00	1.08E+01	U
WS	01	315756001	11/20/2012	Co-57	2.12E-01	4.37E-01	1.41E+00	U
WS	01	315756001	11/20/2012	Co-58	-1.11E+00	5.69E-01	1.55E+00	U
WS	01	315756001	11/20/2012	Co-60	-3.26E-01	5.47E-01	1.76E+00	U
WS	01	315756001	11/20/2012	Cr-51	1.79E+00	5.17E+00	1.71E+01	U
WS	01	315756001	11/20/2012	Cs-134	-7.25E-01	5.44E-01	1.62E+00	U
WS	01	315756001	11/20/2012	Cs-137	-2.11E-01	5.11E-01	1.68E+00	U
WS	01	315756001	11/20/2012	Fe-59	3.21E-01	1.18E+00	3.83E+00	U
WS	01	315756001	11/20/2012	I-131	-1.49E+00	1.28E+00	3.95E+00	U
WS	01	315756001	11/20/2012	K-40	3.40E+02	2.10E+01	1.55E+01	
WS	01	315756001	11/20/2012	La-140	-1.80E+00	1.12E+00	3.12E+00	U
WS	01	315756001	11/20/2012	Mn-54	2.87E-01	5.28E-01	1.75E+00	U
WS	01	315756001	11/20/2012	Nb-95	-1.30E+00	7.47E-01	1.69E+00	U
WS	01	315756001	11/20/2012	Pb-212	-1.42E+00	1.58E+00	3.75E+00	U
WS	01	315756001	11/20/2012	Pb-214	-2.75E+00	2.14E+00	4.41E+00	U
WS	01	315756001	11/20/2012	Ru-103	-2.44E-01	5.76E-01	1.82E+00	U
WS	01	315756001	11/20/2012	Ru-106	2.70E+00	4.62E+00	1.56E+01	U
WS	01	315756001	11/20/2012	Sb-124	-4.38E-02	1.11E+00	3.61E+00	U
WS	01	315756001	11/20/2012	Sb-125	-8.42E-01	1.35E+00	4.27E+00	U
WS	01	315756001	11/20/2012	Se-75	9.94E-01	7.26E-01	2.35E+00	U
WS	01	315756001	11/20/2012	Th-228	-1.42E+00	1.58E+00	3.75E+00	U
WS	01	315756001	11/20/2012	Zn-65	1.54E+00	1.27E+00	4.07E+00	U
WS	01	315756001	11/20/2012	Zr-95	3.85E-01	9.43E-01	3.15E+00	U
WS	01	316877001	12/11/2012	Ac-228	-2.17E+00	3.24E+00	6.72E+00	U
WS	01	316877001	12/11/2012	Ag-108m	-1.19E-01	4.30E-01	1.42E+00	U
WS	01	316877001	12/11/2012	Ag-110m	-8.19E-01	4.90E-01	1.40E+00	U
WS	01	316877001	12/11/2012	Ba-140	9.66E-01	9.05E-01	2.62E+00	U
WS	01	316877001	12/11/2012	Be-7	3.97E+00	4.34E+00	1.42E+01	U
WS	01	316877001	12/11/2012	Bi-214	3.60E+00	1.80E+00	3.28E+00	X(1)
WS	01	316877001	12/11/2012	Ce-141	1.56E+00	1.29E+00	2.69E+00	U
WS	01	316877001	12/11/2012	Ce-144	6.95E-01	3.23E+00	1.04E+01	U
WS	01	316877001	12/11/2012	Co-57	9.93E-01	5.09E-01	1.37E+00	U
WS	01	316877001	12/11/2012	Co-58	5.75E-01	4.74E-01	1.56E+00	U
WS	01	316877001	12/11/2012	Co-60	8.16E-01	5.30E-01	1.73E+00	U
WS	01	316877001	12/11/2012	Cr-51	7.72E+00	4.85E+00	1.55E+01	U
WS	01	316877001	12/11/2012	Cs-134	-2.00E-01	4.98E-01	1.64E+00	U
WS	01	316877001	12/11/2012	Cs-137	-5.23E-01	5.16E-01	1.58E+00	U
WS	01	316877001	12/11/2012	Fe-59	1.62E+00	1.07E+00	3.38E+00	U
WS	01	316877001	12/11/2012	I-131	-2.01E-01	9.34E-01	3.11E+00	U
WS	01	316877001	12/11/2012	K-40	3.43E+02	2.20E+01	1.44E+01	
WS	01	316877001	12/11/2012	La-140	9.66E-01	9.05E-01	2.62E+00	U
WS	01	316877001	12/11/2012	Mn-54	-4.33E-01	4.73E-01	1.51E+00	U
WS	01	316877001	12/11/2012	Nb-95	4.15E-01	4.84E-01	1.62E+00	U
WS	01	316877001	12/11/2012	Pb-212	-2.82E+00	1.52E+00	3.18E+00	U
WS	01	316877001	12/11/2012	Pb-214	2.15E+00	2.14E+00	3.84E+00	U
WS	01	316877001	12/11/2012	Ru-103	4.84E-01	6.02E-01	1.72E+00	U

## Seabrook REMP Summary of 2012 Data

SAMPLE TYPE	STATION	LSN	END DATE	NUCLIDE	CONC (pCi/kg)	STD.DEV. (pCi/kg)	MDC (pCi/kg)	FLAGS
WS	01	316877001	12/11/2012	Ru-106	-8.90E+00	4.77E+00	1.33E+01	U
WS	01	316877001	12/11/2012	Sb-124	9.89E-01	1.05E+00	3.49E+00	U
WS	01	316877001	12/11/2012	Sb-125	-1.93E+00	1.36E+00	4.15E+00	U
WS	01	316877001	12/11/2012	Se-75	2.43E-01	6.80E-01	2.19E+00	U
WS	01	316877001	12/11/2012	Th-228	-2.82E+00	1.52E+00	3.18E+00	U
WS	01	316877001	12/11/2012	Zn-65	1.03E+00	1.15E+00	3.25E+00	U
WS	01	316877001	12/11/2012	Zr-95	-1.06E+00	8.61E-01	2.69E+00	U
WS	01	320222001	12/11/2012	H-3	-4.28E+01	1.11E+02	3.73E+02	U
WS	02	305096004	5/24/2012	Ac-228	3.69E-01	3.02E+00	6.50E+00	U
WS	02	305096004	5/24/2012	Ag-108m	-4.45E-02	3.78E-01	1.25E+00	U
WS	02	305096004	5/24/2012	Ag-110m	-2.95E-01	4.07E-01	1.26E+00	U
WS	02	305096004	5/24/2012	Ba-140	-9.57E-01	7.84E-01	2.33E+00	U
WS	02	305096004	5/24/2012	Be-7	2.32E+00	3.86E+00	1.27E+01	U
WS	02	305096004	5/24/2012	Bi-214	4.33E+00	1.09E+00	2.99E+00	X(1)
WS	02	305096004	5/24/2012	Ce-141	-9.85E-01	8.20E-01	2.54E+00	U
WS	02	305096004	5/24/2012	Ce-144	-1.03E+00	2.78E+00	9.11E+00	U
WS	02	305096004	5/24/2012	Co-57	-3.50E-01	3.85E-01	1.23E+00	U
WS	02	305096004	5/24/2012	Co-58	-2.82E-01	4.25E-01	1.37E+00	U
WS	02	305096004	5/24/2012	Co-60	2.94E-01	4.57E-01	1.55E+00	U
WS	02	305096004	5/24/2012	Cr-51	3.79E+00	4.24E+00	1.42E+01	U
WS	02	305096004	5/24/2012	Cs-134	7.21E-01	5.21E-01	1.71E+00	U
WS	02	305096004	5/24/2012	Cs-137	5.47E-01	4.66E-01	1.49E+00	U
WS	02	305096004	5/24/2012	Fe-59	9.50E-01	9.49E-01	3.10E+00	U
WS	02	305096004	5/24/2012	I-131	-7.57E-01	8.76E-01	2.82E+00	U
WS	02	305096004	5/24/2012	K-40	1.44E+02	1.43E+01	1.36E+01	
WS	02	305096004	5/24/2012	La-140	-9.57E-01	7.83E-01	2.33E+00	U
WS	02	305096004	5/24/2012	Mn-54	-3.98E-01	4.37E-01	1.39E+00	U
WS	02	305096004	5/24/2012	Nb-95	5.34E-01	4.36E-01	1.45E+00	U
WS	02	305096004	5/24/2012	Pb-212	-3.16E+00	1.61E+00	3.03E+00	U
WS	02	305096004	5/24/2012	Pb-214	-2.14E-01	9.80E-01	3.27E+00	U
WS	02	305096004	5/24/2012	Ru-103	-7.85E-01	5.07E-01	1.48E+00	U
WS	02	305096004	5/24/2012	Ru-106	4.88E+00	4.16E+00	1.33E+01	U
WS	02	305096004	5/24/2012	Sb-124	7.84E-01	1.10E+00	3.67E+00	U
WS	02	305096004	5/24/2012	Sb-125	7.62E-01	1.18E+00	3.90E+00	U
WS	02	305096004	5/24/2012	Se-75	3.01E-01	6.06E-01	1.93E+00	U
WS	02	305096004	5/24/2012	Th-228	-3.16E+00	1.61E+00	3.03E+00	U
WS	02	305096004	5/24/2012	Zn-65	3.28E-02	1.01E+00	2.83E+00	U
WS	02	305096004	5/24/2012	Zr-95	5.73E-01	7.77E-01	2.62E+00	U
WS	02	308093001	5/24/2012	H-3	8.53E+01	1.85E+02	5.95E+02	U
WS	02	315756004	11/21/2012	Ac-228	1.02E+00	3.92E+00	6.96E+00	U
WS	02	315756004	11/21/2012	Ag-108m	-8.83E-02	4.27E-01	1.41E+00	U
WS	02	315756004	11/21/2012	Ag-110m	-1.00E+00	5.21E-01	1.43E+00	U
WS	02	315756004	11/21/2012	Ba-140	-1.13E-01	1.00E+00	3.29E+00	U
WS	02	315756004	11/21/2012	Be-7	4.70E+00	4.50E+00	1.47E+01	U
WS	02	315756004	11/21/2012	Bi-214	2.60E+00	2.35E+00	3.11E+00	U
WS	02	315756004	11/21/2012	Ce-141	-1.80E+00	1.47E+00	3.19E+00	U
WS	02	315756004	11/21/2012	Ce-144	5.26E-01	3.19E+00	1.06E+01	U
WS	02	315756004	11/21/2012	Co-57	5.92E-02	4.15E-01	1.38E+00	U
WS	02	315756004	11/21/2012	Co-58	-1.19E-01	4.72E-01	1.56E+00	U
WS	02	315756004	11/21/2012	Co-60	-5.28E-01	4.67E-01	1.46E+00	U
WS	02	315756004	11/21/2012	Cr-51	3.93E+00	5.40E+00	1.71E+01	U

## Seabrook REMP Summary of 2012 Data

SAMPLE TYPE	STATION	LSN	END DATE	NUCLIDE	CONC (pCi/kg)	STD.DEV. (pCi/kg)	MDC (pCi/kg)	FLAGS
WS	02	315756004	11/21/2012	Cs-134	-2.81E-01	5.13E-01	1.68E+00	U
WS	02	315756004	11/21/2012	Cs-137	1.38E-01	4.79E-01	1.55E+00	U
WS	02	315756004	11/21/2012	Fe-59	1.63E+00	1.07E+00	3.40E+00	U
WS	02	315756004	11/21/2012	H-3	-5.66E+01	1.33E+02	4.44E+02	U
WS	02	315756004	11/21/2012	I-131	-5.36E-01	1.38E+00	4.58E+00	U
WS	02	315756004	11/21/2012	K-40	2.43E+02	1.76E+01	1.41E+01	
WS	02	315756004	11/21/2012	La-140	-1.13E-01	1.00E+00	3.29E+00	U
WS	02	315756004	11/21/2012	Mn-54	-9.80E-01	5.18E-01	1.47E+00	U
WS	02	315756004	11/21/2012	Nb-95	9.91E-01	5.53E-01	1.75E+00	U
WS	02	315756004	11/21/2012	Pb-212	4.21E-01	1.53E+00	3.48E+00	U
WS	02	315756004	11/21/2012	Pb-214	-3.35E+00	2.16E+00	3.86E+00	U
WS	02	315756004	11/21/2012	Ru-103	-6.78E-01	5.68E-01	1.75E+00	U
WS	02	315756004	11/21/2012	Ru-106	-2.52E+00	4.36E+00	1.39E+01	U
WS	02	315756004	11/21/2012	Sb-124	-1.20E+00	1.13E+00	3.43E+00	U
WS	02	315756004	11/21/2012	Sb-125	3.16E-01	1.31E+00	4.36E+00	U
WS	02	315756004	11/21/2012	Se-75	-3.75E-01	6.90E-01	2.18E+00	U
WS	02	315756004	11/21/2012	Th-228	4.21E-01	1.53E+00	3.48E+00	U
WS	02	315756004	11/21/2012	Zn-65	-1.42E+00	1.21E+00	3.08E+00	U
WS	02	315756004	11/21/2012	Zr-95	2.53E-01	8.75E-01	2.95E+00	U
WS	51	295121002	1/26/2012	Ac-228	3.01E+00	2.35E+00	7.58E+00	U
WS	51	295121002	1/26/2012	Ag-108m	6.45E-02	5.23E-01	1.70E+00	U
WS	51	295121002	1/26/2012	Ag-110m	-1.05E+00	6.24E-01	1.81E+00	U
WS	51	295121002	1/26/2012	Ba-140	-1.83E+00	1.08E+00	2.88E+00	U
WS	51	295121002	1/26/2012	Be-7	6.04E+00	5.33E+00	1.70E+01	U
WS	51	295121002	1/26/2012	Bi-214	-9.14E-02	1.91E+00	4.27E+00	U
WS	51	295121002	1/26/2012	Ce-141	-2.80E-01	1.01E+00	3.21E+00	U
WS	51	295121002	1/26/2012	Ce-144	-1.39E+00	3.77E+00	1.20E+01	U
WS	51	295121002	1/26/2012	Co-57	5.16E-01	4.89E-01	1.56E+00	U
WS	51	295121002	1/26/2012	Co-58	-1.31E-01	5.41E-01	1.75E+00	U
WS	51	295121002	1/26/2012	Co-60	-5.10E-02	6.12E-01	2.01E+00	U
WS	51	295121002	1/26/2012	Cr-51	8.78E+00	5.70E+00	1.81E+01	U
WS	51	295121002	1/26/2012	Cs-134	-4.23E-01	6.55E-01	2.07E+00	U
WS	51	295121002	1/26/2012	Cs-137	-9.69E-01	9.92E-01	2.25E+00	U
WS	51	295121002	1/26/2012	Fe-59	1.16E-01	1.20E+00	4.02E+00	U
WS	51	295121002	1/26/2012	I-131	-4.14E-01	1.05E+00	3.40E+00	U
WS	51	295121002	1/26/2012	K-40	3.46E+02	2.31E+01	1.87E+01	
WS	51	295121002	1/26/2012	La-140	-1.83E+00	1.08E+00	2.88E+00	U
WS	51	295121002	1/26/2012	Mn-54	-6.87E-01	5.70E-01	1.70E+00	U
WS	51	295121002	1/26/2012	Nb-95	1.16E+00	6.20E-01	1.95E+00	U
WS	51	295121002	1/26/2012	Pb-212	3.92E+00	2.30E+00	4.17E+00	U
WS	51	295121002	1/26/2012	Pb-214	-1.20E+00	1.88E+00	4.36E+00	U
WS	51	295121002	1/26/2012	Ru-103	-8.99E-01	6.30E-01	1.81E+00	U
WS	51	295121002	1/26/2012	Ru-106	-7.00E+00	5.06E+00	1.53E+01	U
WS	51	295121002	1/26/2012	Sb-124	-1.56E+00	1.31E+00	3.93E+00	U
WS	51	295121002	1/26/2012	Sb-125	-1.55E-01	1.55E+00	5.01E+00	U
WS	51	295121002	1/26/2012	Se-75	-1.98E-01	7.43E-01	2.46E+00	U
WS	51	295121002	1/26/2012	Th-228	3.92E+00	2.30E+00	4.17E+00	U
WS	51	295121002	1/26/2012	Zn-65	-3.18E+00	1.41E+00	3.56E+00	U
WS	51	295121002	1/26/2012	Zr-95	1.38E+00	1.03E+00	3.35E+00	U
WS	51	296552002	2/21/2012	Ac-228	9.32E-01	3.34E+00	8.77E+00	U
WS	51	296552002	2/21/2012	Ag-108m	2.80E-01	5.65E-01	1.84E+00	U



## Seabrook REMP Summary of 2012 Data

SAMPLE TYPE	STATION	LSN	END DATE	NUCLIDE	CONC (pCi/kg)	STD.DEV. (pCi/kg)	MDC (pCi/kg)	FLAGS
WS	51	296552002	2/21/2012	Ag-110m	-2.46E-01	5.78E-01	1.89E+00	U
WS	51	296552002	2/21/2012	Ba-140	-1.73E+00	1.10E+00	3.02E+00	U
WS	51	296552002	2/21/2012	Be-7	4.88E+00	5.36E+00	1.73E+01	U
WS	51	296552002	2/21/2012	Bi-214	2.27E+00	2.08E+00	4.69E+00	U
WS	51	296552002	2/21/2012	Ce-141	-1.81E+00	1.61E+00	3.69E+00	U
WS	51	296552002	2/21/2012	Ce-144	6.46E-02	4.10E+00	1.31E+01	U
WS	51	296552002	2/21/2012	Co-57	3.70E-01	5.42E-01	1.74E+00	U
WS	51	296552002	2/21/2012	Co-58	-2.83E-01	6.04E-01	1.93E+00	U
WS	51	296552002	2/21/2012	Co-60	9.58E-02	6.60E-01	2.20E+00	U
WS	51	296552002	2/21/2012	Cr-51	-1.01E+00	5.60E+00	1.84E+01	U
WS	51	296552002	2/21/2012	Cs-134	-2.06E-01	7.47E-01	2.42E+00	U
WS	51	296552002	2/21/2012	Cs-137	8.27E-02	5.85E-01	1.96E+00	U
WS	51	296552002	2/21/2012	Fe-59	1.39E+00	1.32E+00	4.46E+00	U
WS	51	296552002	2/21/2012	I-131	-4.94E-01	1.09E+00	3.49E+00	U
WS	51	296552002	2/21/2012	K-40	3.36E+02	2.37E+01	2.21E+01	
WS	51	296552002	2/21/2012	La-140	-1.73E+00	1.10E+00	3.02E+00	U
WS	51	296552002	2/21/2012	Mn-54	1.16E-01	5.83E-01	1.92E+00	U
WS	51	296552002	2/21/2012	Nb-95	1.37E+00	6.99E-01	2.19E+00	U
WS	51	296552002	2/21/2012	Pb-212	1.96E+00	2.34E+00	4.36E+00	U
WS	51	296552002	2/21/2012	Pb-214	3.00E+00	2.86E+00	5.13E+00	U
WS	51	296552002	2/21/2012	Ru-103	-1.36E+00	7.24E-01	1.93E+00	U
WS	51	296552002	2/21/2012	Ru-106	-7.48E+00	5.37E+00	1.62E+01	U
WS	51	296552002	2/21/2012	Sb-124	5.71E-01	1.43E+00	4.71E+00	U
WS	51	296552002	2/21/2012	Sb-125	-3.17E+00	1.82E+00	5.07E+00	U
WS	51	296552002	2/21/2012	Se-75	1.10E+00	8.51E-01	2.77E+00	U
WS	51	296552002	2/21/2012	Th-228	1.96E+00	2.34E+00	4.36E+00	U
WS	51	296552002	2/21/2012	Zn-65	-8.35E-02	1.28E+00	4.28E+00	U
WS	51	296552002	2/21/2012	Zr-95	2.04E-01	1.02E+00	3.39E+00	U
WS	51	298236002	3/21/2012	Ac-228	-6.46E+00	3.68E+00	7.02E+00	U
WS	51	298236002	3/21/2012	Ag-108m	9.98E-02	4.35E-01	1.46E+00	U
WS	51	298236002	3/21/2012	Ag-110m	-8.76E-01	5.41E-01	1.53E+00	U
WS	51	298236002	3/21/2012	Ba-140	-9.26E-01	8.81E-01	2.69E+00	U
WS	51	298236002	3/21/2012	Be-7	-1.60E+00	4.08E+00	1.33E+01	U
WS	51	298236002	3/21/2012	Bi-214	-1.09E+00	1.60E+00	3.84E+00	U
WS	51	298236002	3/21/2012	Ce-141	-2.52E-01	8.90E-01	2.95E+00	U
WS	51	298236002	3/21/2012	Ce-144	-8.00E-01	3.42E+00	1.14E+01	U
WS	51	298236002	3/21/2012	Co-57	7.97E-02	4.40E-01	1.48E+00	U
WS	51	298236002	3/21/2012	Co-58	1.33E-01	4.92E-01	1.67E+00	U
WS	51	298236002	3/21/2012	Co-60	-3.36E-01	5.66E-01	1.75E+00	U
WS	51	298236002	3/21/2012	Cr-51	7.00E+00	4.94E+00	1.53E+01	U
WS	51	298236002	3/21/2012	Cs-134	-6.25E-01	6.11E-01	1.93E+00	U
WS	51	298236002	3/21/2012	Cs-137	2.38E-01	5.63E-01	1.84E+00	U
WS	51	298236002	3/21/2012	Fe-59	-4.68E-01	1.10E+00	3.54E+00	U
WS	51	298236002	3/21/2012	I-131	3.70E-01	8.15E-01	2.76E+00	U
WS	51	298236002	3/21/2012	K-40	2.67E+02	2.09E+01	1.76E+01	
WS	51	298236002	3/21/2012	La-140	-9.26E-01	8.80E-01	2.69E+00	U
WS	51	298236002	3/21/2012	Mn-54	1.08E-02	5.20E-01	1.74E+00	U
WS	51	298236002	3/21/2012	Nb-95	1.81E+00	6.34E-01	1.78E+00	UI
WS	51	298236002	3/21/2012	Pb-212	5.59E-01	1.85E+00	3.81E+00	U
WS	51	298236002	3/21/2012	Pb-214	3.53E+00	1.43E+00	4.16E+00	U
WS	51	298236002	3/21/2012	Ru-103	-1.34E+00	6.29E-01	1.67E+00	U

# Seabrook REMP Summary of 2012 Data

SAMPLE TYPE	STATION	LSN	END DATE	NUCLIDE	CONC (pCi/kg)	STD.DEV. (pCi/kg)	MDC (pCi/kg)	FLAGS
WS	51	298236002	3/21/2012	Ru-106	-2.04E+00	4.69E+00	1.50E+01	U
WS	51	298236002	3/21/2012	Sb-124	3.05E-01	1.23E+00	4.11E+00	U
WS	51	298236002	3/21/2012	Sb-125	-1.55E+00	1.42E+00	4.48E+00	U
WS	51	298236002	3/21/2012	Se-75	5.49E-01	7.23E-01	2.32E+00	U
WS	51	298236002	3/21/2012	Th-228	5.59E-01	1.85E+00	3.81E+00	U
WS	51	298236002	3/21/2012	Zn-65	2.03E-01	1.15E+00	3.79E+00	U
WS	51	298236002	3/21/2012	Zr-95	8.15E-01	9.02E-01	3.07E+00	U
WS	51	304351002	3/21/2012	H-3	-1.76E+01	1.95E+02	6.44E+02	U
WS	51	303612002	4/17/2012	Ac-228	7.34E+00	4.57E+00	1.02E+01	U
WS	51	303612002	4/17/2012	Ag-108m	4.43E-01	5.78E-01	1.87E+00	U
WS	51	303612002	4/17/2012	Ag-110m	2.33E-01	6.57E-01	2.18E+00	U
WS	51	303612002	4/17/2012	Ba-140	-7.28E-01	1.99E+00	6.51E+00	U
WS	51	303612002	4/17/2012	Be-7	4.95E+00	6.06E+00	2.05E+01	U
WS	51	303612002	4/17/2012	Bi-214	3.88E-01	2.85E+00	4.50E+00	U
WS	51	303612002	4/17/2012	Ce-141	6.42E-01	1.24E+00	3.95E+00	U
WS	51	303612002	4/17/2012	Ce-144	-5.91E-01	3.95E+00	1.26E+01	U
WS	51	303612002	4/17/2012	Co-57	8.62E-01	5.34E-01	1.64E+00	U
WS	51	303612002	4/17/2012	Co-58	-3.51E-01	7.91E-01	2.51E+00	U
WS	51	303612002	4/17/2012	Co-60	6.06E-01	8.52E-01	2.82E+00	U
WS	51	303612002	4/17/2012	Cr-51	8.31E+00	7.55E+00	2.45E+01	U
WS	51	303612002	4/17/2012	Cs-134	9.19E-01	8.78E-01	2.87E+00	U
WS	51	303612002	4/17/2012	Cs-137	2.18E-01	6.71E-01	2.23E+00	U
WS	51	303612002	4/17/2012	Fe-59	6.11E-01	1.68E+00	5.63E+00	U
WS	51	303612002	4/17/2012	I-131	2.55E+00	2.29E+00	7.39E+00	U
WS	51	303612002	4/17/2012	K-40	3.18E+02	2.27E+01	2.43E+01	
WS	51	303612002	4/17/2012	La-140	-7.28E-01	1.99E+00	6.51E+00	U
WS	51	303612002	4/17/2012	Mn-54	3.87E-01	6.45E-01	2.11E+00	U
WS	51	303612002	4/17/2012	Nb-95	4.34E-01	7.54E-01	2.48E+00	U
WS	51	303612002	4/17/2012	Pb-212	2.14E+00	2.23E+00	4.41E+00	U
WS	51	303612002	4/17/2012	Pb-214	5.11E+00	2.04E+00	5.05E+00	UI
WS	51	303612002	4/17/2012	Ru-103	-9.67E-01	8.21E-01	2.58E+00	U
WS	51	303612002	4/17/2012	Ru-106	-4.36E+00	6.00E+00	1.91E+01	U
WS	51	303612002	4/17/2012	Sb-124	5.17E-02	2.03E+00	6.74E+00	U
WS	51	303612002	4/17/2012	Sb-125	-4.63E-01	1.79E+00	5.69E+00	U
WS	51	303612002	4/17/2012	Se-75	-1.37E-02	8.20E-01	2.72E+00	U
WS	51	303612002	4/17/2012	Th-228	2.14E+00	2.23E+00	4.41E+00	U
WS	51	303612002	4/17/2012	Zn-65	9.10E-01	1.55E+00	5.19E+00	U
WS	51	303612002	4/17/2012	Zr-95	-5.75E-01	1.30E+00	4.14E+00	U
WS	51	305096002	5/21/2012	Ac-228	7.73E+00	2.80E+00	7.69E+00	UI
WS	51	305096002	5/21/2012	Ag-108m	3.24E-01	5.02E-01	1.61E+00	U
WS	51	305096002	5/21/2012	Ag-110m	-5.98E-01	5.43E-01	1.68E+00	U
WS	51	305096002	5/21/2012	Ba-140	-2.89E-01	1.22E+00	4.01E+00	U
WS	51	305096002	5/21/2012	Be-7	-6.95E+00	5.01E+00	1.55E+01	U
WS	51	305096002	5/21/2012	Bi-214	1.17E+00	1.98E+00	4.20E+00	U
WS	51	305096002	5/21/2012	Ce-141	5.37E+00	1.43E+00	3.33E+00	UI
WS	51	305096002	5/21/2012	Ce-144	3.65E+00	4.03E+00	1.27E+01	U
WS	51	305096002	5/21/2012	Co-57	8.35E-02	5.04E-01	1.62E+00	U
WS	51	305096002	5/21/2012	Co-58	1.62E+00	6.79E-01	1.89E+00	U
WS	51	305096002	5/21/2012	Co-60	-4.01E-01	6.12E-01	1.92E+00	U
WS	51	305096002	5/21/2012	Cr-51	3.39E+00	5.76E+00	1.88E+01	U
WS	51	305096002	5/21/2012	Cs-134	-2.61E-01	6.79E-01	2.11E+00	U

## Seabrook REMP Summary of 2012 Data

SAMPLE TYPE	STATION	LSN	END DATE	NUCLIDE	CONC (pCi/kg)	STD.DEV. (pCi/kg)	MDC (pCi/kg)	FLAGS
WS	51	305096002	5/21/2012	Cs-137	1.46E+00	6.47E-01	1.93E+00	U
WS	51	305096002	5/21/2012	Fe-59	6.01E-01	1.29E+00	4.31E+00	U
WS	51	305096002	5/21/2012	I-131	-2.07E+00	1.50E+00	4.44E+00	U
WS	51	305096002	5/21/2012	K-40	3.00E+02	2.23E+01	1.85E+01	
WS	51	305096002	5/21/2012	La-140	-2.89E-01	1.22E+00	4.01E+00	U
WS	51	305096002	5/21/2012	Mn-54	2.09E-02	5.70E-01	1.84E+00	U
WS	51	305096002	5/21/2012	Nb-95	4.89E-01	5.68E-01	1.86E+00	U
WS	51	305096002	5/21/2012	Pb-212	-3.55E+00	2.40E+00	4.79E+00	U
WS	51	305096002	5/21/2012	Pb-214	-8.65E-01	1.96E+00	4.37E+00	U
WS	51	305096002	5/21/2012	Ru-103	-6.71E-01	6.30E-01	2.00E+00	U
WS	51	305096002	5/21/2012	Ru-106	5.64E+00	5.03E+00	1.65E+01	U
WS	51	305096002	5/21/2012	Sb-124	8.91E-01	1.46E+00	4.90E+00	U
WS	51	305096002	5/21/2012	Sb-125	-2.43E+00	1.59E+00	4.56E+00	U
WS	51	305096002	5/21/2012	Se-75	3.04E-01	7.68E-01	2.54E+00	U
WS	51	305096002	5/21/2012	Th-228	-3.55E+00	2.40E+00	4.79E+00	U
WS	51	305096002	5/21/2012	Zn-65	-3.07E+00	1.44E+00	3.79E+00	U
WS	51	305096002	5/21/2012	Zr-95	8.41E-01	1.07E+00	3.50E+00	U
WS	51	307122002	6/21/2012	Ac-228	1.41E+00	3.91E+00	7.99E+00	U
WS	51	307122002	6/21/2012	Ag-108m	-6.13E-01	4.80E-01	1.43E+00	U
WS	51	307122002	6/21/2012	Ag-110m	-1.67E-01	4.69E-01	1.54E+00	U
WS	51	307122002	6/21/2012	Ba-140	-7.14E-01	1.12E+00	3.54E+00	U
WS	51	307122002	6/21/2012	Bc-7	-7.24E-01	4.91E+00	1.57E+01	U
WS	51	307122002	6/21/2012	Bi-214	4.39E+00	2.12E+00	3.40E+00	X(1)
WS	51	307122002	6/21/2012	Ce-141	2.02E+00	1.18E+00	3.76E+00	U
WS	51	307122002	6/21/2012	Ce-144	-5.83E-01	3.75E+00	1.19E+01	U
WS	51	307122002	6/21/2012	Co-57	-7.50E-01	5.30E-01	1.55E+00	U
WS	51	307122002	6/21/2012	Co-58	-4.25E-01	5.30E-01	1.67E+00	U
WS	51	307122002	6/21/2012	Co-60	-7.46E-02	5.43E-01	1.80E+00	U
WS	51	307122002	6/21/2012	Cr-51	1.46E-02	5.78E+00	1.90E+01	U
WS	51	307122002	6/21/2012	Cs-134	4.47E-01	6.28E-01	2.08E+00	U
WS	51	307122002	6/21/2012	Cs-137	-1.92E-01	5.15E-01	1.70E+00	U
WS	51	307122002	6/21/2012	Fe-59	1.47E+00	1.15E+00	3.69E+00	U
WS	51	307122002	6/21/2012	I-131	-1.68E+00	1.62E+00	5.01E+00	U
WS	51	307122002	6/21/2012	K-40	3.08E+02	2.07E+01	1.60E+01	
WS	51	307122002	6/21/2012	La-140	-7.14E-01	1.12E+00	3.54E+00	U
WS	51	307122002	6/21/2012	Mn-54	-7.17E-01	5.22E-01	1.55E+00	U
WS	51	307122002	6/21/2012	Nb-95	1.90E+00	7.19E-01	2.01E+00	U
WS	51	307122002	6/21/2012	Pb-212	-1.69E-01	1.70E+00	3.90E+00	U
WS	51	307122002	6/21/2012	Pb-214	4.17E-01	2.29E+00	4.39E+00	U
WS	51	307122002	6/21/2012	Ru-103	-6.92E-01	6.47E-01	1.95E+00	U
WS	51	307122002	6/21/2012	Ru-106	1.29E+01	5.37E+00	1.59E+01	U
WS	51	307122002	6/21/2012	Sb-124	-7.26E-01	1.29E+00	4.07E+00	U
WS	51	307122002	6/21/2012	Sb-125	1.17E-01	1.48E+00	4.78E+00	U
WS	51	307122002	6/21/2012	Se-75	1.46E+00	8.03E-01	2.48E+00	U
WS	51	307122002	6/21/2012	Th-228	-1.69E-01	1.70E+00	3.90E+00	U
WS	51	307122002	6/21/2012	Zn-65	-2.76E-01	1.31E+00	3.59E+00	U
WS	51	307122002	6/21/2012	Zr-95	5.88E-01	9.69E-01	3.23E+00	U
WS	51	310507002	6/21/2012	H-3	-2.91E+01	1.62E+02	5.38E+02	U
WS	51	308255002	7/17/2012	Ac-228	4.58E+00	3.77E+00	1.27E+01	U
WS	51	308255002	7/17/2012	Ag-108m	-1.77E-01	8.19E-01	2.68E+00	U
WS	51	308255002	7/17/2012	Ag-110m	-2.52E-04	8.30E-01	2.66E+00	U

## Seabrook REMP Summary of 2012 Data

SAMPLE TYPE	STATION	LSN	END DATE	NUCLIDE	CONC (pCi/kg)	STD.DEV. (pCi/kg)	MDC (pCi/kg)	FLAGS
WS	51	308255002	7/17/2012	Ba-140	-1.82E+00	1.68E+00	4.87E+00	U
WS	51	308255002	7/17/2012	Be-7	7.40E+00	8.00E+00	2.67E+01	U
WS	51	308255002	7/17/2012	Bi-214	-1.47E+00	2.53E+00	6.74E+00	U
WS	51	308255002	7/17/2012	Ce-141	-2.35E+00	1.98E+00	4.84E+00	U
WS	51	308255002	7/17/2012	Ce-144	2.49E+00	6.01E+00	1.91E+01	U
WS	51	308255002	7/17/2012	Co-57	1.72E+00	8.61E-01	2.67E+00	U
WS	51	308255002	7/17/2012	Co-58	-5.47E-01	9.12E-01	2.91E+00	U
WS	51	308255002	7/17/2012	Co-60	-9.08E-01	1.01E+00	3.09E+00	U
WS	51	308255002	7/17/2012	Cr-51	9.00E+00	9.04E+00	3.06E+01	U
WS	51	308255002	7/17/2012	Cs-134	1.35E+00	1.18E+00	4.02E+00	U
WS	51	308255002	7/17/2012	Cs-137	4.66E-01	8.89E-01	2.92E+00	U
WS	51	308255002	7/17/2012	Fe-59	-1.00E+00	2.11E+00	6.61E+00	U
WS	51	308255002	7/17/2012	I-131	1.31E+00	1.53E+00	5.18E+00	U
WS	51	308255002	7/17/2012	K-40	3.22E+02	2.93E+01	2.70E+01	
WS	51	308255002	7/17/2012	La-140	-1.82E+00	1.68E+00	4.87E+00	U
WS	51	308255002	7/17/2012	Mn-54	-7.18E-01	8.83E-01	2.75E+00	U
WS	51	308255002	7/17/2012	Nb-95	1.08E+00	9.59E-01	3.27E+00	U
WS	51	308255002	7/17/2012	Pb-212	7.03E+00	3.77E+00	6.92E+00	UI
WS	51	308255002	7/17/2012	Pb-214	1.02E+00	2.24E+00	6.93E+00	U
WS	51	308255002	7/17/2012	Ru-103	-6.26E-01	9.87E-01	3.10E+00	U
WS	51	308255002	7/17/2012	Ru-106	-6.74E+00	7.82E+00	2.34E+01	U
WS	51	308255002	7/17/2012	Sb-124	6.91E-01	2.27E+00	7.60E+00	U
WS	51	308255002	7/17/2012	Sb-125	-1.39E+00	2.48E+00	7.95E+00	U
WS	51	308255002	7/17/2012	Sc-75	1.64E+00	1.33E+00	4.23E+00	U
WS	51	308255002	7/17/2012	Th-228	7.03E+00	3.77E+00	6.92E+00	UI
WS	51	308255002	7/17/2012	Zn-65	2.52E-03	1.94E+00	6.30E+00	U
WS	51	308255002	7/17/2012	Zr-95	-2.17E-01	1.60E+00	5.31E+00	U
WS	51	310261002	8/21/2012	Ac-228	-4.73E+00	3.38E+00	6.76E+00	U
WS	51	310261002	8/21/2012	Ag-108m	6.42E-01	4.84E-01	1.54E+00	U
WS	51	310261002	8/21/2012	Ag-110m	-3.29E+00	9.36E-01	1.49E+00	U
WS	51	310261002	8/21/2012	Ba-140	-2.77E-01	8.43E-01	2.68E+00	U
WS	51	310261002	8/21/2012	Be-7	-2.24E-01	4.53E+00	1.45E+01	U
WS	51	310261002	8/21/2012	Bi-214	2.79E-01	1.09E+00	3.64E+00	U
WS	51	310261002	8/21/2012	Ce-141	2.11E+00	1.65E+00	3.04E+00	U
WS	51	310261002	8/21/2012	Ce-144	-5.76E+00	3.83E+00	1.12E+01	U
WS	51	310261002	8/21/2012	Co-57	2.84E-01	4.74E-01	1.53E+00	U
WS	51	310261002	8/21/2012	Co-58	-4.26E-01	4.96E-01	1.54E+00	U
WS	51	310261002	8/21/2012	Co-60	8.08E-01	5.64E-01	1.86E+00	U
WS	51	310261002	8/21/2012	Cr-51	8.32E-02	5.05E+00	1.66E+01	U
WS	51	310261002	8/21/2012	Cs-134	-1.34E-01	6.74E-01	1.89E+00	U
WS	51	310261002	8/21/2012	Cs-137	-7.65E-01	9.91E-01	2.14E+00	U
WS	51	310261002	8/21/2012	Fe-59	-1.08E+00	1.04E+00	3.24E+00	U
WS	51	310261002	8/21/2012	I-131	-3.06E-01	1.03E+00	3.32E+00	U
WS	51	310261002	8/21/2012	K-40	2.80E+02	2.05E+01	1.64E+01	
WS	51	310261002	8/21/2012	La-140	-2.77E-01	8.43E-01	2.68E+00	U
WS	51	310261002	8/21/2012	Mn-54	3.76E-01	5.07E-01	1.67E+00	U
WS	51	310261002	8/21/2012	Nb-95	1.45E-01	5.12E-01	1.69E+00	U
WS	51	310261002	8/21/2012	Pb-212	1.77E+00	1.75E+00	3.77E+00	U
WS	51	310261002	8/21/2012	Pb-214	2.32E+00	1.30E+00	4.02E+00	U
WS	51	310261002	8/21/2012	Ru-103	-1.55E+00	6.66E-01	1.63E+00	U
WS	51	310261002	8/21/2012	Ru-106	3.85E+00	4.21E+00	1.41E+01	U

# Seabrook REMP Summary of 2012 Data

SAMPLE TYPE	STATION	LSN	END DATE	NUCLIDE	CONC (pCi/kg)	STD.DEV. (pCi/kg)	MDC (pCi/kg)	FLAGS
WS	51	310261002	8/21/2012	Sb-124	-8.42E-01	1.23E+00	3.76E+00	U
WS	51	310261002	8/21/2012	Sb-125	-4.59E-01	1.41E+00	4.52E+00	U
WS	51	310261002	8/21/2012	Se-75	-8.68E-01	7.24E-01	2.26E+00	U
WS	51	310261002	8/21/2012	Th-228	1.77E+00	1.75E+00	3.77E+00	U
WS	51	310261002	8/21/2012	Zn-65	-5.49E-01	1.06E+00	3.44E+00	U
WS	51	310261002	8/21/2012	Zr-95	5.04E-01	8.76E-01	2.91E+00	U
WS	51	311635002	9/18/2012	Ac-228	4.06E+00	5.33E+00	7.93E+00	U
WS	51	311635002	9/18/2012	Ag-108m	7.71E-01	5.68E-01	1.85E+00	U
WS	51	311635002	9/18/2012	Ag-110m	-2.61E-01	6.20E-01	1.96E+00	U
WS	51	311635002	9/18/2012	Ba-140	-9.52E-01	1.11E+00	3.40E+00	U
WS	51	311635002	9/18/2012	Be-7	1.18E+01	5.83E+00	1.80E+01	U
WS	51	311635002	9/18/2012	Bi-214	4.68E+00	3.18E+00	5.45E+00	U
WS	51	311635002	9/18/2012	Ce-141	-2.03E-01	8.98E-01	2.97E+00	U
WS	51	311635002	9/18/2012	Ce-144	5.93E-01	3.21E+00	1.07E+01	U
WS	51	311635002	9/18/2012	Co-57	-2.54E-01	4.24E-01	1.39E+00	U
WS	51	311635002	9/18/2012	Co-58	3.90E-01	6.97E-01	2.35E+00	U
WS	51	311635002	9/18/2012	Co-60	4.00E-01	7.44E-01	2.53E+00	U
WS	51	311635002	9/18/2012	Cr-51	5.77E+00	5.39E+00	1.81E+01	U
WS	51	311635002	9/18/2012	Cs-134	1.81E+00	9.29E-01	2.96E+00	U
WS	51	311635002	9/18/2012	Cs-137	2.91E-01	7.19E-01	2.33E+00	U
WS	51	311635002	9/18/2012	Fe-59	-1.48E+00	1.49E+00	4.51E+00	U
WS	51	311635002	9/18/2012	I-131	-9.21E-02	9.89E-01	3.32E+00	U
WS	51	311635002	9/18/2012	K-40	3.45E+02	2.48E+01	2.06E+01	
WS	51	311635002	9/18/2012	La-140	-9.52E-01	1.11E+00	3.40E+00	U
WS	51	311635002	9/18/2012	Mn-54	-3.45E-01	6.64E-01	2.16E+00	U
WS	51	311635002	9/18/2012	Nb-95	4.46E-01	6.76E-01	2.29E+00	U
WS	51	311635002	9/18/2012	Pb-212	1.70E+00	2.06E+00	4.32E+00	U
WS	51	311635002	9/18/2012	Pb-214	-2.77E+00	2.05E+00	4.98E+00	U
WS	51	311635002	9/18/2012	Ru-103	-4.12E-01	6.85E-01	2.19E+00	U
WS	51	311635002	9/18/2012	Ru-106	-2.08E+00	5.85E+00	1.86E+01	U
WS	51	311635002	9/18/2012	Sb-124	-2.67E+00	1.85E+00	5.23E+00	U
WS	51	311635002	9/18/2012	Sb-125	1.91E+00	1.71E+00	5.66E+00	U
WS	51	311635002	9/18/2012	Se-75	2.25E-01	7.64E-01	2.46E+00	U
WS	51	311635002	9/18/2012	Th-228	1.70E+00	2.06E+00	4.32E+00	U
WS	51	311635002	9/18/2012	Zn-65	-1.15E-01	1.53E+00	4.97E+00	U
WS	51	311635002	9/18/2012	Zr-95	5.54E-01	1.28E+00	4.33E+00	U
WS	51	314847002	9/18/2012	H-3	-3.62E+01	9.11E+01	3.11E+02	U
WS	51	314368002	10/25/2012	Ac-228	3.02E+00	3.26E+00	7.31E+00	U
WS	51	314368002	10/25/2012	Ag-108m	-4.13E-02	4.33E-01	1.41E+00	U
WS	51	314368002	10/25/2012	Ag-110m	-8.60E-01	4.96E-01	1.45E+00	U
WS	51	314368002	10/25/2012	Ba-140	-7.94E-01	8.92E-01	2.76E+00	U
WS	51	314368002	10/25/2012	Be-7	-2.05E+00	4.55E+00	1.45E+01	U
WS	51	314368002	10/25/2012	Bi-214	-2.51E+00	1.78E+00	4.06E+00	U
WS	51	314368002	10/25/2012	Ce-141	5.32E-01	9.85E-01	3.15E+00	U
WS	51	314368002	10/25/2012	Ce-144	2.92E+00	3.42E+00	1.09E+01	U
WS	51	314368002	10/25/2012	Co-57	1.00E-01	4.37E-01	1.41E+00	U
WS	51	314368002	10/25/2012	Co-58	-7.35E-01	5.21E-01	1.56E+00	U
WS	51	314368002	10/25/2012	Co-60	6.25E-01	5.62E-01	1.89E+00	U
WS	51	314368002	10/25/2012	Cr-51	-5.34E+00	5.13E+00	1.62E+01	U
WS	51	314368002	10/25/2012	Cs-134	4.68E-02	5.58E-01	1.86E+00	U
WS	51	314368002	10/25/2012	Cs-137	1.44E+00	5.97E-01	1.78E+00	U

# Seabrook REMP Summary of 2012 Data

SAMPLE TYPE	STATION	LSN	END DATE	NUCLIDE	CONC (pCi/kg)	STD.DEV. (pCi/kg)	MDC (pCi/kg)	FLAGS
WS	51	314368002	10/25/2012	Fe-59	1.02E+00	1.09E+00	3.56E+00	U
WS	51	314368002	10/25/2012	I-131	-2.94E-01	1.06E+00	3.47E+00	U
WS	51	314368002	10/25/2012	K-40	2.94E+02	2.12E+01	1.58E+01	
WS	51	314368002	10/25/2012	La-140	-7.94E-01	8.91E-01	2.76E+00	U
WS	51	314368002	10/25/2012	Mn-54	3.14E-01	4.66E-01	1.56E+00	U
WS	51	314368002	10/25/2012	Nb-95	3.61E-01	4.85E-01	1.62E+00	U
WS	51	314368002	10/25/2012	Pb-212	1.68E+00	1.94E+00	3.49E+00	U
WS	51	314368002	10/25/2012	Pb-214	3.06E+00	2.47E+00	4.26E+00	U
WS	51	314368002	10/25/2012	Ru-103	-6.89E-01	5.72E-01	1.72E+00	U
WS	51	314368002	10/25/2012	Ru-106	2.29E+00	4.06E+00	1.38E+01	U
WS	51	314368002	10/25/2012	Sb-124	6.15E-01	1.28E+00	4.26E+00	U
WS	51	314368002	10/25/2012	Sb-125	-4.88E-02	1.36E+00	4.45E+00	U
WS	51	314368002	10/25/2012	Se-75	-7.17E-02	6.88E-01	2.30E+00	U
WS	51	314368002	10/25/2012	Th-228	1.68E+00	1.94E+00	3.49E+00	U
WS	51	314368002	10/25/2012	Zn-65	-5.62E-01	1.13E+00	3.58E+00	U
WS	51	314368002	10/25/2012	Zr-95	-2.76E-01	8.55E-01	2.81E+00	U
WS	51	315756002	11/19/2012	Ac-228	-4.20E+00	3.40E+00	7.62E+00	U
WS	51	315756002	11/19/2012	Ag-108m	2.54E-01	4.88E-01	1.59E+00	U
WS	51	315756002	11/19/2012	Ag-110m	-5.99E-01	5.66E-01	1.77E+00	U
WS	51	315756002	11/19/2012	Ba-140	-1.25E+00	1.14E+00	3.50E+00	U
WS	51	315756002	11/19/2012	Be-7	-3.54E+00	5.09E+00	1.59E+01	U
WS	51	315756002	11/19/2012	Bi-214	-6.49E+00	2.67E+00	4.27E+00	U
WS	51	315756002	11/19/2012	Ce-141	2.61E+00	1.30E+00	3.44E+00	U
WS	51	315756002	11/19/2012	Ce-144	5.65E+00	3.75E+00	1.16E+01	U
WS	51	315756002	11/19/2012	Co-57	5.57E-02	4.59E-01	1.51E+00	U
WS	51	315756002	11/19/2012	Co-58	-3.22E-03	5.55E-01	1.80E+00	U
WS	51	315756002	11/19/2012	Co-60	3.75E-02	6.05E-01	1.97E+00	U
WS	51	315756002	11/19/2012	Cr-51	3.20E+00	5.62E+00	1.86E+01	U
WS	51	315756002	11/19/2012	Cs-134	4.52E-01	6.11E-01	1.99E+00	U
WS	51	315756002	11/19/2012	Cs-137	6.90E-01	6.11E-01	2.00E+00	U
WS	51	315756002	11/19/2012	Fe-59	5.07E-01	1.27E+00	4.23E+00	U
WS	51	315756002	11/19/2012	I-131	-1.87E+00	1.43E+00	4.37E+00	U
WS	51	315756002	11/19/2012	K-40	3.05E+02	2.27E+01	1.79E+01	
WS	51	315756002	11/19/2012	La-140	-1.25E+00	1.14E+00	3.50E+00	U
WS	51	315756002	11/19/2012	Mn-54	1.25E-01	5.21E-01	1.70E+00	U
WS	51	315756002	11/19/2012	Nb-95	2.01E-01	9.11E-01	2.11E+00	U
WS	51	315756002	11/19/2012	Pb-212	1.37E+00	1.92E+00	3.51E+00	U
WS	51	315756002	11/19/2012	Pb-214	2.21E+00	2.86E+00	4.34E+00	U
WS	51	315756002	11/19/2012	Ru-103	-5.43E-01	6.37E-01	1.96E+00	U
WS	51	315756002	11/19/2012	Ru-106	-2.94E+00	4.82E+00	1.57E+01	U
WS	51	315756002	11/19/2012	Sb-124	4.69E-01	1.27E+00	4.23E+00	U
WS	51	315756002	11/19/2012	Sb-125	4.74E-01	1.47E+00	4.77E+00	U
WS	51	315756002	11/19/2012	Se-75	-4.50E-01	7.09E-01	2.33E+00	U
WS	51	315756002	11/19/2012	Th-228	1.37E+00	1.92E+00	3.51E+00	U
WS	51	315756002	11/19/2012	Zn-65	-3.22E+00	1.45E+00	3.76E+00	U
WS	51	315756002	11/19/2012	Zr-95	4.86E-01	9.93E-01	3.27E+00	U
WS	51	316877002	12/12/2012	Ac-228	-2.19E+00	2.55E+00	5.82E+00	U
WS	51	316877002	12/12/2012	Ag-108m	-7.75E-02	3.92E-01	1.26E+00	U
WS	51	316877002	12/12/2012	Ag-110m	-2.29E+00	6.99E-01	1.33E+00	U
WS	51	316877002	12/12/2012	Ba-140	-7.96E-01	7.27E-01	2.17E+00	U
WS	51	316877002	12/12/2012	Be-7	5.92E+00	4.22E+00	1.32E+01	U

# Seabrook REMP Summary of 2012 Data

SAMPLE TYPE	STATION	LSN	END DATE	NUCLIDE	CONC (pCi/kg)	STD.DEV. (pCi/kg)	MDC (pCi/kg)	FLAGS
WS	51	316877002	12/12/2012	Bi-214	2.37E+00	1.92E+00	3.30E+00	U
WS	51	316877002	12/12/2012	Ce-141	5.89E-01	8.28E-01	2.63E+00	U
WS	51	316877002	12/12/2012	Ce-144	-5.03E+00	3.19E+00	9.28E+00	U
WS	51	316877002	12/12/2012	Co-57	-2.06E-01	3.94E-01	1.25E+00	U
WS	51	316877002	12/12/2012	Co-58	-8.07E-02	4.14E-01	1.35E+00	U
WS	51	316877002	12/12/2012	Co-60	1.95E+00	1.09E+00	1.50E+00	UI
WS	51	316877002	12/12/2012	Cr-51	1.68E+00	4.11E+00	1.36E+01	U
WS	51	316877002	12/12/2012	Cs-134	5.18E-01	5.15E-01	1.48E+00	U
WS	51	316877002	12/12/2012	Cs-137	-9.75E-01	9.25E-01	1.90E+00	U
WS	51	316877002	12/12/2012	Fe-59	-1.52E-01	8.67E-01	2.89E+00	U
WS	51	316877002	12/12/2012	I-131	6.75E-01	8.05E-01	2.62E+00	U
WS	51	316877002	12/12/2012	K-40	3.33E+02	2.13E+01	1.27E+01	
WS	51	316877002	12/12/2012	La-140	-7.96E-01	7.27E-01	2.17E+00	U
WS	51	316877002	12/12/2012	Mn-54	1.20E+00	4.53E-01	1.25E+00	U
WS	51	316877002	12/12/2012	Nb-95	2.10E-01	4.33E-01	1.43E+00	U
WS	51	316877002	12/12/2012	Pb-212	-2.11E+00	1.44E+00	3.08E+00	U
WS	51	316877002	12/12/2012	Pb-214	7.83E-01	2.04E+00	3.45E+00	U
WS	51	316877002	12/12/2012	Ru-103	-1.32E+00	5.65E-01	1.42E+00	U
WS	51	316877002	12/12/2012	Ru-106	-2.29E+00	3.66E+00	1.19E+01	U
WS	51	316877002	12/12/2012	Sb-124	2.24E+00	1.32E+00	3.72E+00	U
WS	51	316877002	12/12/2012	Sb-125	-1.07E+00	1.25E+00	3.90E+00	U
WS	51	316877002	12/12/2012	Se-75	-5.61E-01	5.78E-01	1.85E+00	U
WS	51	316877002	12/12/2012	Th-228	-2.11E+00	1.44E+00	3.08E+00	U
WS	51	316877002	12/12/2012	Zn-65	-2.40E+00	1.08E+00	2.84E+00	U
WS	51	316877002	12/12/2012	Zr-95	4.45E-01	7.67E-01	2.54E+00	U
WS	51	320222002	12/12/2012	H-3	1.50E+02	1.24E+02	3.83E+02	U

## FLAGS

A blank Flag field indicates that the measured activity is considered positive as it is greater than the MDC and has no other qualifiers noted.

U: Target isotope was analyzed for but not detected above the MDC and LLD.

UI: Uncertain identification for gamma spectroscopy.

X: Lab-specific qualifier:

(1) False positive due to the presence of radon gas in the water.

M: Reported result is less than the LLD and greater than the MDC.

DL: Measured MDC is greater than the LLD.

DL\*: Near miss of MDC being within round-off difference of being greater than the LLD.