




LEGEND

-  Suspension Log  
 SASW - Line G  
 SASW - Line H  
 Suspension Log - Smoothed

Note: See Legend of Figure 2.5.4-204A for descriptions of graphical log symbols.

Progress Energy Carolinas  
**Shearon Harris Nuclear Power Plant**  
**Units 2 and 3**  
**Part 2, Final Safety Analysis Report**  
 New Hill, North Carolina

Shear Wave Velocity Data  
at BPA-5 (Multiple Methods)

FIGURE 2.5.4-209A

Rev. 1