

D24

HNP-13-024

Enclosure, Attachment 3

Figure 24 - CAR-2166-B-401 SH 412 B

CLA Temporary Power

CS-412SB

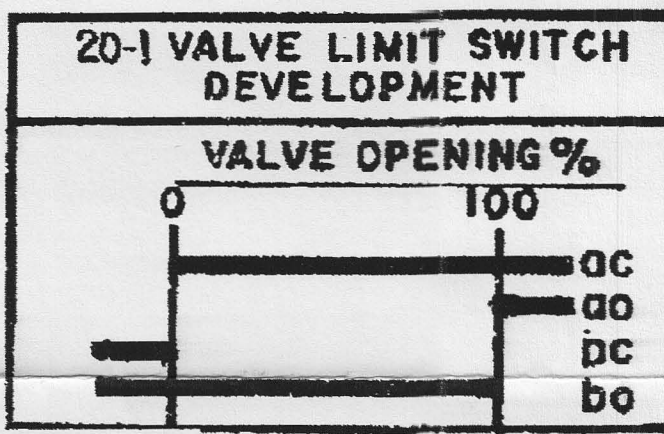
CONTACTS

CONTACT	NO.	NO.	NO.	NO.
1A1 0-1-01A2	A		X	*
1B1 0-1-01B2	B		X	SPARE
2A1 0-1-02A2	A		X	*
2B1 0-1-02B2	B	X		*

SPRING RETURN TO NORMAL FROM OPEN. MAINTAIN SHUT X - CONTACT CLOSED * - THIS SHEET

NOTES:

1. ADDITIONAL SAFETY RELATED STEM OPERATED POS SW SHOWN ON SH.456.
2. K603 CONTACT CLOSING ON SAFETY INJECTION ACTUATION (SIGNAL'S)
3. K603 CONTACT OPENS ON SAFETY INJECTION ACTUATION (SIGNAL'S)
4. K621 CONTACT CLOSING ON PRESSURIZER PRESSURE ABOVE P11
5. OPERATOR TO PADLOCK THE UNIT AT MCC WITH STEM MTD (NNS) (NOTE 1) BKR DISCONNECTED FROM BUS AFTER THE VALVE IS FULLY OPEN
6. BOX AND CONN'S. TO VALVE BY FIELD.
7. SEE PNG 6-B-041 SH.178501
8. FOR PRIMARY AND SECONDARY PROTECTION SEE DWG 6-B-401 SH. 59
9. FOR ELECTROSWITCH CONTROL SWITCHES CONTAINING LAMP RESISTORS, THE RESISTORS MAY BE CONNECTED ON EITHER SIDE OF THE LAMPS.



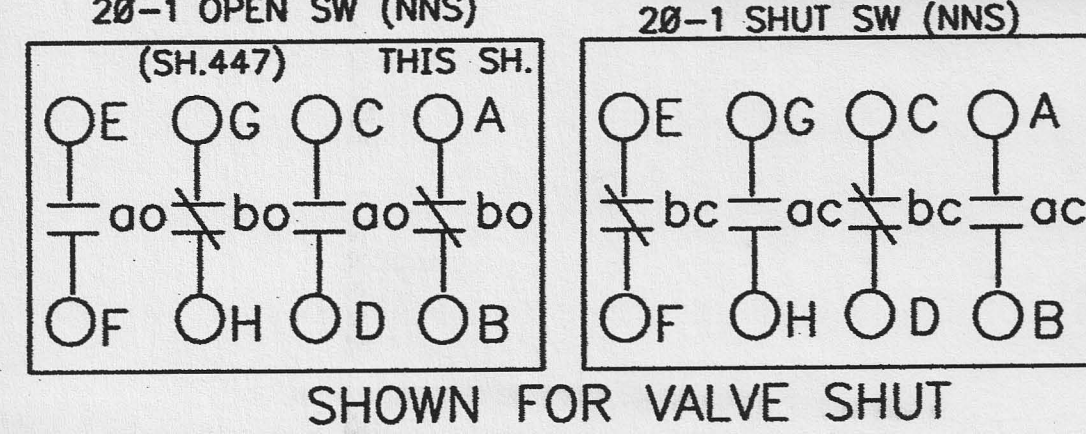
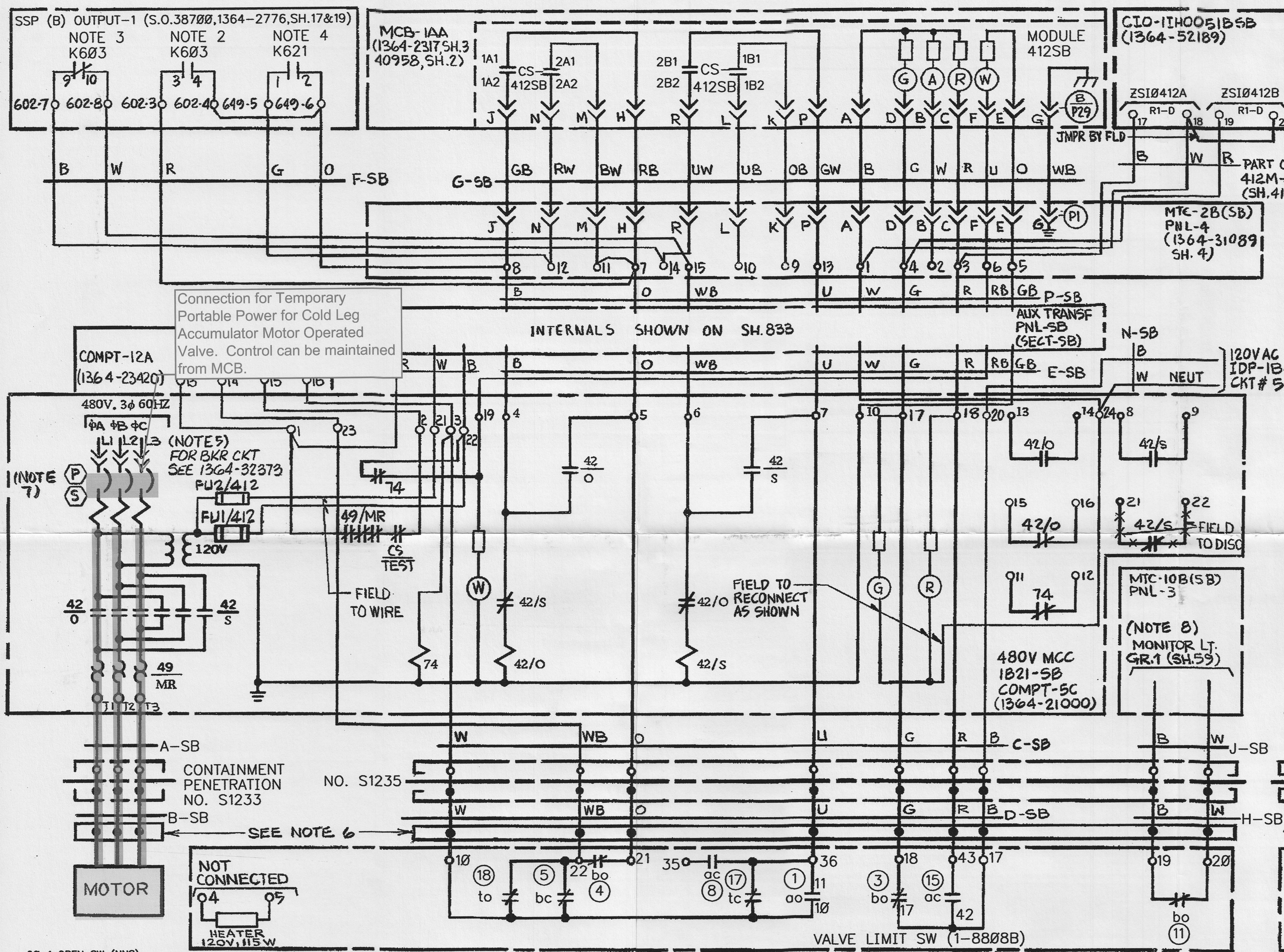
20/ LIMIT SW DEVELOPMENT			
EBASCO SYM	CONT	VALVE OPNG %	CWD SH.
bo	4	100	*
ac	8		*
bo	3		*
ac	7		*
ao	2		*
bc	6		*
ao	1		*
bc	5		*
ac	16		*
bo	12		448
ac	15		*
bo	11		*
bc	14		*
ao	10		*
bc	9		*
tc	17	OPENS ON OVLD ON CLOSE STRK	*
to	18	OPENS ON OVLD ON OPEN STRK	*

== CONT CLOSED * = THIS SHEET

NUCLEAR SAFETY RELATED

CAROLINA POWER & LIGHT CO.
SHEARON HARRIS NUCLEAR P.P.
UNIT NO.1
CONTROL WIRING DIAGRAM
ACCUMULATOR 1B-SB DISCHARGE
VALVE 1-8808B

CAR 2166
B-401
SHEET 412



REV	DESCRIPTION	APPROVAL
21	INCORPORATED EC# 89131	ELECTRONICALLY SIGNED

REV	DATE	BY	CK	APPROVED
20	1-16-02	EJE	WFL	NA DLS
19	9-3-95	LC	JAP	JDR RV
18	3-2-95	RPP	LLS	WKH LFC

EBASCO SERVICES INCORPORATED			
NEW YORK			
DIV. 1 & C	DR. RNP	APPROVED	
SCALE	CH. I.G.	DATE NOV 2, 1973	