

<b>NRC FORM 314</b> (05-2012) 10 CFR 30.30(j)(1), 40.42(j)(1), 70.38(j)(1), and 72.54(h)(6)(1)(i)		<b>U.S. NUCLEAR REGULATORY COMMISSION</b>		<b>APPROVED BY OMB: NO. 3160-0028</b> Estimated burden per response to comply with this mandatory collection request: 30 minutes This submission is used by NRC as part of the basis for its determination that the facility is released for unrestricted use. Send comments regarding burden estimate to the Information Services Branch (T-6 F63), U.S. Nuclear Regulatory Commission, Washington, DC 20555-0001, or by Internet e-mail to <a href="mailto:InfoCollection.Resource@nrc.gov">InfoCollection.Resource@nrc.gov</a> , and to the Desk Officer, Office of Information and Regulatory Affairs, NEOS-10202, (3150-0028), Office of Management and Budget, Washington, DC 20503. If a means used to impose an information collection does not display a currently valid OMB control number, the NRC may not conduct or sponsor, and a person is not required to respond to, the information collection.		<b>EXPIRES: 10/31/2013</b>	
<b>CERTIFICATE OF DISPOSITION OF MATERIALS</b>							
<b>LICENSEE NAME AND ADDRESS</b> V. GOBURDHUN, M.D, P.C. 14555 LEVAN RD, SUITE 403 LIVONIA, MI 48154				<b>LICENSE NUMBER</b> 21-32408-01		<b>DOCKET NUMBER</b>	
				<b>LICENSE EXPIRATION DATE</b>			
<b>A. LICENSE STATUS (Check the appropriate box)</b>							
<input type="checkbox"/> This license has expired. <input checked="" type="checkbox"/> This license has not yet expired; please terminate it.							
<b>B. DISPOSAL OF RADIOACTIVE MATERIAL</b> (Check the appropriate boxes and complete as necessary. If additional space is needed, provide attachments)							
The licensee, or any individual executing this certificate on behalf of the licensee, certifies that:							
<input type="checkbox"/> 1. No radioactive materials have ever been procured or possessed by the licensee under this license.							
<input checked="" type="checkbox"/> 2. All activities authorized by this license have ceased, and all radioactive materials procured and/or possessed by the licensee under this license number cited above have been disposed of in the following manner:							
<input checked="" type="checkbox"/> a. Transfer of radioactive materials to the licensee listed below: SEALED SOURCES TRANSFERRED TO RADIOLOGICAL PHYSICS SERVICES (21-26253-01)							
<input checked="" type="checkbox"/> b. Disposal of radioactive materials:							
<input checked="" type="checkbox"/> 1. Directly by the licensee: DECAY TO BACKGROUND							
<input type="checkbox"/> 2. By licensed disposal site:							
<input type="checkbox"/> 3. By waste contractor:							
<input checked="" type="checkbox"/> c. All radioactive materials have been removed such that any remaining residual radioactivity is within the limits of 10 CFR Part 20, Subpart E, and is ALARA.							
<b>C. SURVEYS PERFORMED AND REPORTED</b>							
<input checked="" type="checkbox"/> 1. A radiation survey was conducted by the licensee. The survey confirms:							
<input checked="" type="checkbox"/> a. the absence of licensed radioactive materials							
<input checked="" type="checkbox"/> b. that any remaining residual radioactivity is within the limits of 10 CFR 20, Subpart E, and is ALARA.							
<input checked="" type="checkbox"/> 2. A copy of the radiation survey results:							
<input checked="" type="checkbox"/> a. is attached; or <input type="checkbox"/> b. is not attached (Provide explanation); or <input type="checkbox"/> c. was forwarded to NRC on: _____ Date _____							
<input type="checkbox"/> 3. A radiation survey is not required as only sealed sources were ever possessed under this license, and							
<input type="checkbox"/> a. The results of the latest leak test are attached; and/or <input type="checkbox"/> b. No leaking sources have ever been identified.							
The person to be contacted regarding the information provided on this form:							
<b>NAME</b> RAY A. CARLSON, M.S.		<b>TITLE</b> MEDICAL PHYSICIST		<b>TELEPHONE (Include Area Code)</b> 734-395-7361		<b>E-MAIL ADDRESS</b> RAYACARLSON@ATT.NET	
Mail all future correspondence regarding this license to:							
<b>C. CERTIFYING OFFICIAL</b>							
I CERTIFY UNDER PENALTY OF PERJURY THAT THE FOREGOING IS TRUE AND CORRECT.							
<b>PRINTED NAME AND TITLE</b> V. GOBURDHUN, MD				<b>SIGNATURE</b> 		<b>DATE</b> 2/15/13	
<b>WARNING: FALSE STATEMENTS IN THIS CERTIFICATE MAY BE SUBJECT TO CIVIL AND/OR CRIMINAL PENALTIES. NRC REGULATIONS REQUIRE THAT SUBMISSIONS TO THE NRC BE COMPLETE AND ACCURATE IN ALL MATERIAL RESPECT. 18 U.S.C. SECTION 1001 MAKES IT A CRIMINAL OFFENSE TO MAKE A WILLFULLY FALSE STATEMENT OR REPRESENTATION TO ANY DEPARTMENT OR AGENCY OF THE UNITED STATES AS TO ANY MATTER WITHIN ITS JURISDICTION.</b>							

**Radiological Physics Service, Inc.**  
**3839 Napier Road - Plymouth, MI 48170**

**(734) 455-4730**

**CLOSE OUT SURVEY**

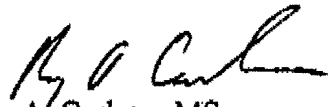
V. Goburdhun, M.D., P.C.  
14555 Levan Road, Suite 403  
Livonia, MI 48154

License: 21-32408-01

**RE:** Close out survey of location

1. Date of Survey: January 8, 2013
  2. Diagram of the department and the wipe test results are attached.
  3. The survey meter readings were less than 0.02 mR/hr for all areas.
  4. The survey meter background reading was 0.02 mR/hr.
  5. The survey meter used was a Ludlum 14C (230208) with a pancake GM probe. It was last calibrated March 10, 2012.
  6. The wipe tests were assayed on an Picker single-channel well counter. The minimum detectable activity for Tc-99m, Tl-201 is 61 dpm at 95% confidence.
  7. The survey was performed by Ray A. Carlson, M.S., Medical Physicist from Radiological Physics Service, Inc. (License No.: 21-26253-01).
  8. All sealed sources were transferred to Radiological Physics Service, Inc. (License No.: 21-26253-01) for disposal.
  9. All waste was decayed to background and disposed of properly.
- The location is certified to be free of radioactive material and contamination and may be released for unrestricted use with the approval of the NRC.

All wipe tests were below the 2000 dpm limit and all GM survey meter readings were at background (0.02mR/hr).

  
Ray A. Carlson, MS,  
Medical Physicist  
Radiological Physics Service

**Radiological Physics Service, Inc.**  
**3839 Napier Road - Plymouth, MI 48170**

**(734) 455-4730**

### Wipe Test Results

V. Goburdhun, M.D., P.C.  
14555 Levan Road, Suite 403  
Livonia, MI 48154


License: 21-32408-01

**RE:** Close out survey of location

**Date:** January 8, 2013

Area	CPM	Net CPM	DPM
Background	210		
1	200	0	0
2	200	0	0
3	200	0	0
4	200	0	0
5	200	0	0
6	200	0	0
7	200	0	0
8	200	0	0
9	200	0	0
10	200	0	0

- All wipes were below the 2000 DPM limit.
- All wipe areas were surveyed with a GM survey meter and all areas recorded less than 0.02 mR/hr. Wipes were then analyzed in a gamma counter.

  
Ray A. Carlson, MS,  
Medical Physicist  
Radiological Physics Service

FEB-16-2012 13:12 From:

Location: V. Goburdhun, M.D., P.C.

To: 630 515 1078  
Date of inspection:

P. 5/6

## SEALED SOURCE INVENTORY

Nuclide	Type	Location	Calibration Activity	Calibration Date	Mfgr.	M/N	S/N
Cs-137	vial	Hot Lab	250 uCi	02/21/87	DuPont	NES-356	S356002-29
Ba-133	vial	Hot Lab	238 uCi	02/25/85	ICN	MLD-01	177154C
Ba-133	vial	Hot Lab	236.6 uCi	10/01/10	E & Z		1445-27-3
Cs-137	rod	Hot Lab	1.0 uCi		Picker	658194	
Co-57	flood	Camera Room	10 mCi	10/01/10	IPL	NES-392	1469-015

RSO: \_\_\_\_\_

## SEALED SOURCE LEAK TEST

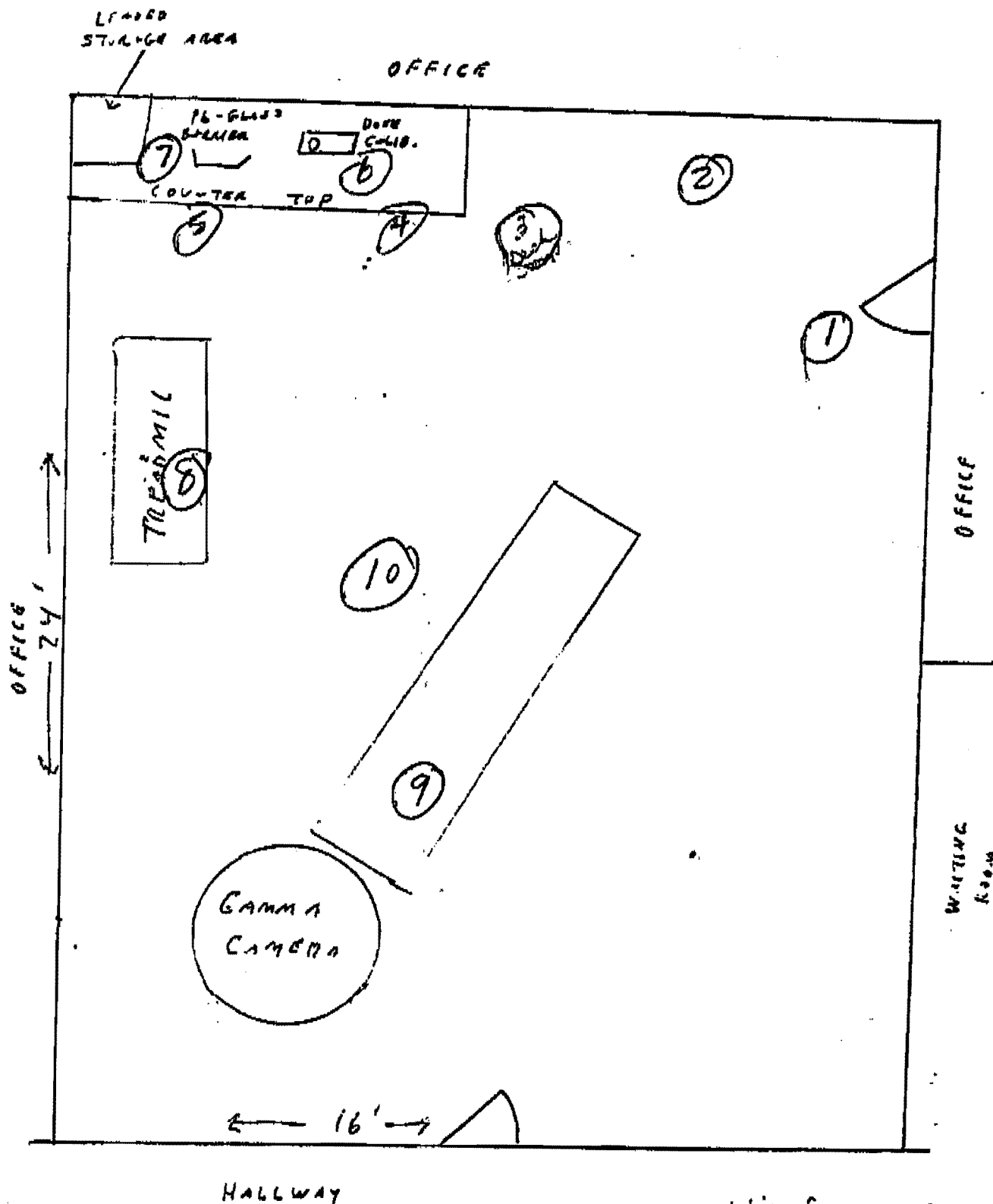
Nuclide	Type	Location	Calibration Activity	Calibration Date	Mfgr.	M/N	S/N
Cs-137	vial	Hot Lab	250 uCi	02/21/87	DuPont	NES-356	S356002-29
Ba-133	vial	Hot Lab	236.6 uCi	10/01/10	E & Z		1445-27-3
Ba-133	vial	Hot Lab	238 uCi	02/25/85	ICN	MLD-01	177154C
Co-57	flood	Camera Room	10 mCi	10/01/10	IPL	NES-392	1469-015

COMMENT: The sources listed above were leak tested using a wipe technique and were found to have less than 0.003 uCi removable activity.

TESTED BY: Ray A. Carlson, M.S.DATE: September 5, 2012

RSO: \_\_\_\_\_

V. GOUDHUN, M.D., P.C.  
14555 LEVAN RD., SUITE 703  
LIVONIA, MI 48154



---

**C O V E R****FAX**

---

**S H E E T**

---

To: *NRC MATERIALS LICENSING*  
Fax #: *630-515-1078*  
Subject: *CLOSE OUT SURVEY*  
Date: *2/15/13*  
Pages: *6*, including this cover sheet.

COMMENTS:

Ray A. Carlson, M.S.  
Cell: (734) 395-7361

Dan L. Marx, M.S.  
Cell: (803) 549-2187

Laura Smith, M.S.  
Cell: (586) 215-5947

Vince McCormick, M.S.  
Cell: (734) 395-9323

Radiological Physics Service, Inc.  
3839 Napier Road  
Plymouth, MI 48170

(734) 455-4730  
FAX: (734) 453-8851