

Status: ☒ Y ☐ N ☐ U

### Seismic Walkdown Checklist (SWC)

Equipment ID No.: 1AP71E

Equipment Class: (1) Motor Control Centers

Equipment Description: DIV I 480V MCC 135X-1

Project: LaSalle 1 SWEL

Location (Bldg, Elev, Room/Area): RB, 761.00 ft, ALL

Manufacturer/Model:

#### Instructions for Completing Checklist

This checklist may be used to document the results of the Seismic Walkdown of an item of equipment on the SWEL. The space below each of the following questions may be used to record the results of judgments and findings. Additional space is provided at the end of this checklist for documenting other comments.

#### Anchorage

1. Is anchorage configuration verification required (i.e., is the item one of the 50% of SWEL items requiring such verification)? No  
*Full-length fillet welds along front and rear of MCC.*
2. Is the anchorage free of bent, broken, missing or loose hardware? Yes
3. Is the anchorage free of corrosion that is more than mild surface oxidation? Yes
4. Is the anchorage free of visible cracks in the concrete near the anchors? Yes
5. Is the anchorage configuration consistent with plant documentation? (Note: This question only applies if the item is one of the 50% for which an anchorage configuration verification is required.) Not Applicable
6. Based on the above anchorage evaluations, is the anchorage free of potentially adverse seismic conditions? Yes

Status: ☒ Y ☐ N ☐ U

**Seismic Walkdown Checklist (SWC)**

Equipment ID No.: 1AP71E

Equipment Class: (1) Motor Control Centers

Equipment Description: DIV I 480V MCC 135X-1

**Interaction Effects**

7. Are soft targets free from impact by nearby equipment or structures? Yes

*Overhead lights judged to be acceptable.*

*Scaffold bumped to MCC pedestal; judged to be acceptable. Scaffold is also adequately restrained to wall and rigid piping.*

8. Are overhead equipment, distribution systems, ceiling tiles and lighting, and masonry block walls not likely to collapse onto the equipment? Yes

9. Do attached lines have adequate flexibility to avoid damage? Yes

10. Based on the above seismic interaction evaluations, is equipment free of potentially adverse seismic interaction effects? Yes

**Other Adverse Conditions**

11. Have you looked for and found no adverse seismic conditions that could adversely affect the safety functions of the equipment? Yes

**Comments**

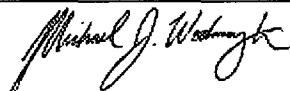
Seismic Walkdown Team: M. Etre & M. Wodarczyk - 9/17/2012

Evaluated by:



Mark Etre

Date: 10/17/2012



Michael Wodarczyk

10/17/2012

Status: ☒ Y ☐ N ☐ U

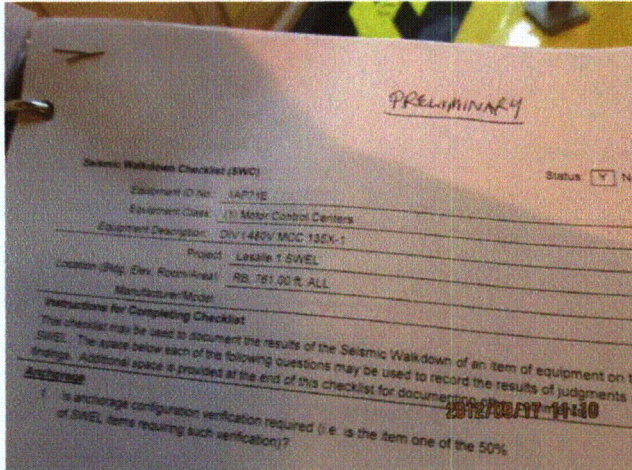
### Seismic Walkdown Checklist (SWC)

Equipment ID No.: 1AP71E

Equipment Class: (1) Motor Control Centers

Equipment Description: DIV I 480V MCC 135X-1

#### Photos



20120917-Lasalle 153



20120917-Lasalle 154



20120917-Lasalle 155



20120917-Lasalle 156




Status: ☒ Y ☐ N ☐ U

**Seismic Walkdown Checklist (SWC)**


Equipment ID No.: 1AP71E

Equipment Class: (1) Motor Control Centers

Equipment Description: DIV I 480V MCC 135X-1



20120917-Lasalle 157



20120917-Lasalle 158



20120917-Lasalle 159



Status: ☒ Y ☐ N ☐ U

**Seismic Walkdown Checklist (SWC)**

Equipment ID No.: 1AP73E

Equipment Class: (1) Motor Control Centers

Equipment Description: DIV I 480V MCC 135X-3

Project: LaSalle 1 SWEL

Location (Bldg, Elev, Room/Area): AB, 710.00 ft, ALL

Manufacturer/Model:

**Instructions for Completing Checklist**

This checklist may be used to document the results of the Seismic Walkdown of an item of equipment on the SWEL. The space below each of the following questions may be used to record the results of judgments and findings. Additional space is provided at the end of this checklist for documenting other comments.

**Anchorage**

1. Is anchorage configuration verification required (i.e., is the item one of the 50% of SWEL items requiring such verification)? Yes
  
2. Is the anchorage free of bent, broken, missing or loose hardware? Yes
  
3. Is the anchorage free of corrosion that is more than mild surface oxidation? Yes
  
4. Is the anchorage free of visible cracks in the concrete near the anchors? Yes
  
5. Is the anchorage configuration consistent with plant documentation? (Note: This question only applies if the item is one of the 50% for which an anchorage configuration verification is required.) Yes  
*Anchorage shown on drawings 1E-1-3434, Sheet 1, Rev. BG and 1E-1-3434, Sheet 2, Rev. L.*
  
6. Based on the above anchorage evaluations, is the anchorage free of potentially adverse seismic conditions? Yes

Status: ☒ Y ☐ N ☐ U

**Seismic Walkdown Checklist (SWC)**

Equipment ID No.: 1AP73E

Equipment Class: (1) Motor Control Centers

Equipment Description: DIV I 480V MCC 135X-3

**Interaction Effects**

7. Are soft targets free from impact by nearby equipment or structures? Yes

*Small clearance between 72E and 73E cabinets. Both cabinets are long and stiff in the direction of this small clearance. Both cabinets are of the same type and manufacturer. Therefore, sufficient out-of-phase deflection during a seismic event to cause the 2 cabinets to impact one another is judged to not be credible.*

8. Are overhead equipment, distribution systems, ceiling tiles and lighting, and masonry block walls not likely to collapse onto the equipment? Yes  
*Overhead light fixtures judged to be acceptable.*

9. Do attached lines have adequate flexibility to avoid damage? Yes

10. Based on the above seismic interaction evaluations, is equipment free of potentially adverse seismic interaction effects? Yes

**Other Adverse Conditions**

11. Have you looked for and found no adverse seismic conditions that could adversely affect the safety functions of the equipment? Yes

**Comments**


Seismic Walkdown Team: M. Etre & M. Wodarczyk - 9/18/2012

Evaluated by:



Mark Etre

Date: 10/25/2012



Michael Wodarczyk

10/25/2012



Status: ☒ Y ☐ N ☐ U

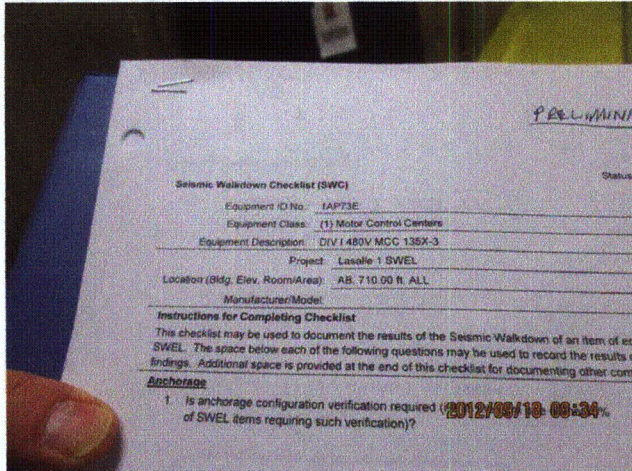
### Seismic Walkdown Checklist (SWC)

Equipment ID No.: 1AP73E

Equipment Class: (1) Motor Control Centers

Equipment Description: DIV I 480V MCC 135X-3

### Photos




20120918-Lasalle 031



20120918-Lasalle 032



20120918-Lasalle 033



20120918-Lasalle 034



Status: ☒ Y ☐ N ☐ U

**Seismic Walkdown Checklist (SWC)**

Equipment ID No.: 1AP73E

Equipment Class: (1) Motor Control Centers

Equipment Description: DIV I 480V MCC 135X-3



20120918-Lasalle 035



20120918-Lasalle 036



20120918-Lasalle 037



Status: ☒ Y ☐ N ☐ U

### Seismic Walkdown Checklist (SWC)

Equipment ID No.: 1AP78E

Equipment Class: (1) Motor Control Centers

Equipment Description: DIV II 480V MCC 136X-1

Project: LaSalle 1 SWEL

Location (Bldg, Elev, Room/Area): RB, 820.00 ft, ALL

Manufacturer/Model: \_\_\_\_\_

#### Instructions for Completing Checklist

This checklist may be used to document the results of the Seismic Walkdown of an item of equipment on the SWEL. The space below each of the following questions may be used to record the results of judgments and findings. Additional space is provided at the end of this checklist for documenting other comments.

#### Anchorage

1. Is anchorage configuration verification required (i.e., is the item one of the 50% of SWEL items requiring such verification)? No
2. Is the anchorage free of bent, broken, missing or loose hardware? Yes
3. Is the anchorage free of corrosion that is more than mild surface oxidation? Yes
4. Is the anchorage free of visible cracks in the concrete near the anchors? Yes  
*Minor shrinkage cracking in floor judged to be acceptable.*
5. Is the anchorage configuration consistent with plant documentation? (Note: This question only applies if the item is one of the 50% for which an anchorage configuration verification is required.) Not Applicable
6. Based on the above anchorage evaluations, is the anchorage free of potentially adverse seismic conditions? Yes

Status: ☒ Y ☐ N ☐ U

**Seismic Walkdown Checklist (SWC)**

Equipment ID No.: 1AP78E

Equipment Class: (1) Motor Control Centers

Equipment Description: DIV II 480V MCC 136X-1

**Interaction Effects**

7. Are soft targets free from impact by nearby equipment or structures? Yes
8. Are overhead equipment, distribution systems, ceiling tiles and lighting, and masonry block walls not likely to collapse onto the equipment?  
*Overhead light fixtures judged to be acceptable.* Yes
9. Do attached lines have adequate flexibility to avoid damage? Yes
10. Based on the above seismic interaction evaluations, is equipment free of potentially adverse seismic interaction effects? Yes

**Other Adverse Conditions**

11. Have you looked for and found no adverse seismic conditions that could adversely affect the safety functions of the equipment? Yes

**Comments**

Seismic Walkdown Team: J. Griffith & M. Wodarczyk - 9/10/2012

Evaluated by: James D. Griffith James Griffith Date: 10/25/2012  
Michael J. Wodarczyk Michael Wodarczyk 10/25/2012



Status: ☒ Y ☐ N ☐ U

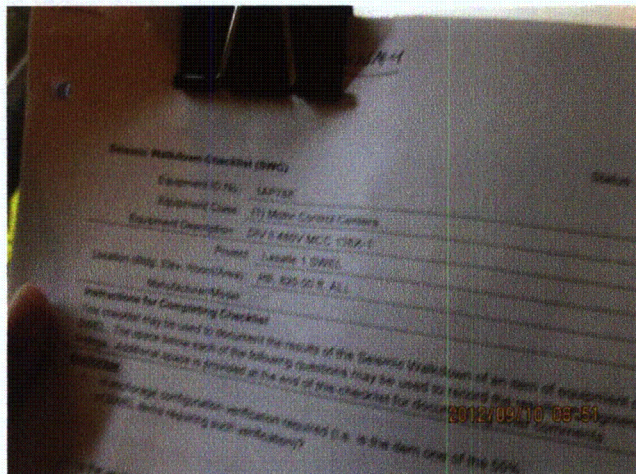
### Seismic Walkdown Checklist (SWC)

Equipment ID No.: 1AP78E

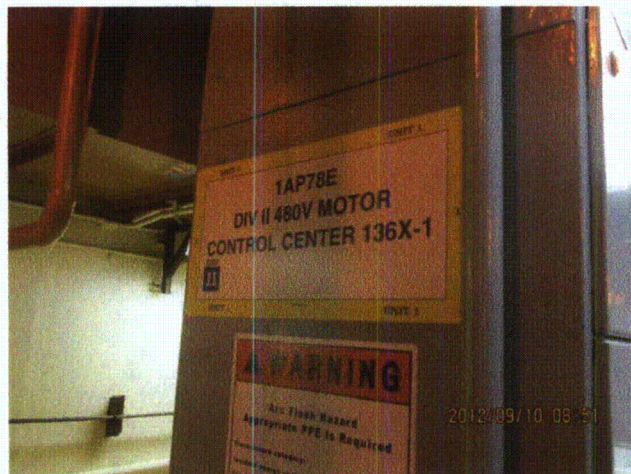
Equipment Class: (1) Motor Control Centers

Equipment Description: DIV II 480V MCC 136X-1

### Photos



20120910-Lasalle 001



20120910-Lasalle 002



20120910-Lasalle 003



20120910-Lasalle 004



Status: ☒ Y ☐ N ☐ U

**Seismic Walkdown Checklist (SWC)**

Equipment ID No.: 1AP78E

Equipment Class: (1) Motor Control Centers

Equipment Description: DIV II 480V MCC 136X-1




20120910-Lasalle 005



20120910-Lasalle 006



20120910-Lasalle 007



20120910-Lasalle 008



Status: ☒ Y ☐ N ☐ U

### Seismic Walkdown Checklist (SWC)

Equipment ID No.: 1AP78E

Equipment Class: (1) Motor Control Centers

Equipment Description: DIV II 480V MCC 136X-1



20120910-Lasalle 009



20120910-Lasalle 010



20120910-Lasalle 011



20120910-Lasalle 012



Status: ☒ Y ☐ N ☐ U

**Seismic Walkdown Checklist (SWC)**

Equipment ID No.: 1AP78E

Equipment Class: (1) Motor Control Centers

Equipment Description: DIV II 480V MCC 136X-1



20120910-Lasalle 013



20120910-Lasalle 014



20120910-Lasalle 015



Status: ☒ Y ☐ N ☐ U

### Seismic Walkdown Checklist (SWC)

Equipment ID No.: 1AP81E

Equipment Class: (1) Motor Control Centers

Equipment Description: DIV II 480V MCC 136X-3

Project: LaSalle 1 SWEL

Location (Bldg, Elev, Room/Area): AB, 731.00 ft, ALL

Manufacturer/Model:

#### Instructions for Completing Checklist

This checklist may be used to document the results of the Seismic Walkdown of an item of equipment on the SWEL. The space below each of the following questions may be used to record the results of judgments and findings. Additional space is provided at the end of this checklist for documenting other comments.

#### Anchorage

1. Is anchorage configuration verification required (i.e., is the item one of the 50% of SWEL items requiring such verification)? Yes
  
2. Is the anchorage free of bent, broken, missing or loose hardware? Yes
  
3. Is the anchorage free of corrosion that is more than mild surface oxidation? Yes
  
4. Is the anchorage free of visible cracks in the concrete near the anchors? Yes
  
5. Is the anchorage configuration consistent with plant documentation? (Note: This question only applies if the item is one of the 50% for which an anchorage configuration verification is required.) Yes  
*Anchorage shown on drawings 1E-1-3444, Sheet 1, Rev. A and 1E-1-3434, Sheet 2, Rev. L.*
  
6. Based on the above anchorage evaluations, is the anchorage free of potentially adverse seismic conditions? Yes

Status: ☒ Y ☐ N ☐ U

**Seismic Walkdown Checklist (SWC)**

Equipment ID No.: 1AP81E

Equipment Class: (1) Motor Control Centers

Equipment Description: DIV II 480V MCC 136X-3

**Interaction Effects**

7. Are soft targets free from impact by nearby equipment or structures? Yes

*Bolted to adjacent MCC 1AP80E at top. Small gap between MCCs judged to be acceptable.*

8. Are overhead equipment, distribution systems, ceiling tiles and lighting, and masonry block walls not likely to collapse onto the equipment? Yes

*Overhead light fixtures judged to be acceptable.*

*Adjacent masonry walls are safety-related per A-186, Rev. AR.*

9. Do attached lines have adequate flexibility to avoid damage? Yes

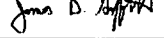
10. Based on the above seismic interaction evaluations, is equipment free of potentially adverse seismic interaction effects? Yes

**Other Adverse Conditions**

11. Have you looked for and found no adverse seismic conditions that could adversely affect the safety functions of the equipment? Yes

**Comments**

Seismic Walkdown Team: J. Griffith & M. Wodarczyk - 9/13/2012

Evaluated by:  James Griffith

Date: 10/17/2012



Michael Wodarczyk

10/17/2012



Status: ☒ Y ☐ N ☐ U

### Seismic Walkdown Checklist (SWC)

Equipment ID No.: 1AP81E

Equipment Class: (1) Motor Control Centers

Equipment Description: DIV II 480V MCC 136X-3

#### Photos

*PRELIMINARY*

Seismic Walkdown Checklist (SWC)

Equipment ID No.: 1AP81E

Equipment Class: (1) Motor Control Centers

Equipment Description: DIV II 480V MCC 136X-3

Project: Lasalle 1 SWEL

Location (Bldg, Elev, Room/Area): AB, 731.00 ft, ALL

Manufacturer/Model:

**Instructions for Completing Checklist**

This checklist may be used to document the results of the Seismic Walkdown of an item of equipment. The space below each of the following questions may be used to record the results of judgment findings. Additional space is provided at the end of this checklist for documenting other comments.

**Anchorage**

1. Is anchorage configuration verification required (i.e. is the item one of the 50% of SWEL items requiring such verification)?

2012/09/13 08:29

20120913-Lasalle 014



20120913-Lasalle 016



20120913-Lasalle 015



20120913-Lasalle 017



Status: ☒ Y ☐ N ☐ U

**Seismic Walkdown Checklist (SWC)**

Equipment ID No.: 1AP81E

Equipment Class: (1) Motor Control Centers

Equipment Description: DIV II 480V MCC 136X-3



20120913-Lasalle 018



20120913-Lasalle 019



20120913-Lasalle 020



20120913-Lasalle 022