

ATTACHMENT 9.6

SEISMIC WALKDOWN CHECKLIST FORM

Sheet 1 of 5

Status: Y ☒ N ☐ U ☐Seismic Walkdown Checklist (SWC) SWEL2-008Equipment ID No. 19P-1A Equip. Class 5. Horizontal pumpsEquipment Description: Fuel pool cooling recirc pump ALocation: Bldg. RB Floor El. 326 Room, Area Col 3 line T

Manufacturer, Model, Etc. (optional but recommended) _____

Instructions for Completing Checklist

This checklist may be used to document the results of the Seismic Walkdown of an item of equipment on the SWEL. The space below each of the following questions may be used to record the results of judgments and findings. Additional space is provided at the end of this checklist for documenting other comments.

Anchorage

1. Is the anchorage configuration verification required (i.e., is the item one of the 50% of SWEL items requiring such verification)? Y ☒ N ☐
2. Is the anchorage free of bent, broken, missing or loose hardware? Y ☒ N ☐ U ☐ N/A ☐
The anchorage is free of bent, broken, missing or loose hardware.
3. Is the anchorage free of corrosion that is more than mild surface oxidation? Y ☒ N ☐ U ☐ N/A ☐
Mild corrosion where paint is chipped
4. Is the anchorage free of visible cracks in the concrete near the anchors? Y ☐ N ☒ U ☐ N/A ☐
*Single hairline cracks less than 1/16" in foundation near each bolt.
These cracks are judged to have no adverse seismic impact on 19P-1A*

ATTACHMENT 9.6

SEISMIC WALKDOWN CHECKLIST FORM

Sheet 2 of 5

Status: Y ☒ N ☐ U ☐Seismic Walkdown Checklist (SWC) SWEL2-008Equipment ID No. 19P-1A Equip. Class 5. Horizontal pumpsEquipment Description Fuel pool cooling recirc pump A

5. Is the anchorage configuration consistent with plant documentation?
(Note: This question only applies if the item is one of the 50% for which
an anchorage configuration verification is required.) Y ☒ N ☐ U ☐ N/A ☐
6. Based on the above anchorage evaluations, is the anchorage free of
potentially adverse seismic conditions? Y ☒ N ☐ U ☐

Interaction Effects

7. Are soft targets free from impact by nearby equipment or structures?
Piping and conduit above oil reservoir are well supported. Y ☒ N ☐ U ☐ N/A ☐
8. Are overhead equipment, distribution systems, ceiling tiles and lighting,
and masonry block walls not likely to collapse onto the equipment? Y ☒ N ☐ U ☐ N/A ☐
9. Do attached lines have adequate flexibility to avoid damage? Y ☒ N ☐ U ☐ N/A ☐
10. Based on the above seismic interaction evaluations, is equipment free
of potentially adverse seismic interaction effects? Y ☒ N ☐ U ☐

ATTACHMENT 9.6

SEISMIC WALKDOWN CHECKLIST FORM

Sheet 3 of 5

Status: Y ☒ N ☐ U ☐Seismic Walkdown Checklist (SWC) SWEL2-008Equipment ID No. 19P-1A Equip. Class 5. Horizontal pumpsEquipment Description Fuel pool cooling recirc pump A**Other Adverse Conditions**

11. Have you looked for and found no other seismic conditions that could adversely affect the safety functions of the equipment?

Y ☒ N ☐ U ☐**Comments** (Additional pages may be added as necessary)*No additional comments.*Evaluated by: Rick Casella*Rick Casella*Date: 9-28-12*Alan Porch*Alan Porch9-28-12

ATTACHMENT 9.6

SEISMIC WALKDOWN CHECKLIST FORM


Sheet 4 of 5

Status: Y ☒ N ☐ U ☐Seismic Walkdown Checklist (SWC) SWEL2-008Equipment ID No. 19P-1A Equip. Class 5. Horizontal pumpsEquipment Description Fuel pool cooling recirc pump A

Photographs



Note: 19P-1A (The date provided on the bottom right corner is not correct the date that the picture was taken. Malfunction with camera setting)



Note: 19P-1A (The date provided on the bottom right corner is not correct the date that the picture was taken. Malfunction with camera setting)


ATTACHMENT 9.6

SEISMIC WALKDOWN CHECKLIST FORM

Sheet 5 of 5

Status: Y ☒ N ☐ U ☐Seismic Walkdown Checklist (SWC) SWEL2-008Equipment ID No. 19P-1A Equip. Class 5. Horizontal pumpsEquipment Description Fuel pool cooling recirc pump A

Note: 19P-1A (The date provided on the bottom right corner is not correct the date that the picture was taken. Malfunction with camera setting)



Note: 19P-1A (The date provided on the bottom right corner is not correct the date that the picture was taken. Malfunction with camera setting)

ATTACHMENT 9.6

SEISMIC WALKDOWN CHECKLIST FORM

Sheet 1 of 5

Status: Y ☒ N ☐ U ☐Seismic Walkdown Checklist (SWC) SWEL 2-009Equipment ID No. 19E-1A Equip. Class 21. Tanks And Heat ExchangersEquipment Description Fuel pool cooling heat exchanger ALocation: Bldg. RB Floor El. 326 Room, Area Col 4.5 line R

Manufacturer, Model, Etc. (optional but recommended) _____

Instructions for Completing Checklist

This checklist may be used to document the results of the Seismic Walkdown of an item of equipment on the SWEL. The space below each of the following questions may be used to record the results of judgments and findings. Additional space is provided at the end of this checklist for documenting other comments.

Anchorage

1. Is the anchorage configuration verification required (i.e., is the item one of the 50% of SWEL items requiring such verification)? Y ☒ N ☐
2. Is the anchorage free of bent, broken, missing or loose hardware? Y ☒ N ☐ U ☐ N/A ☐
Anchorage is intact with all hardware present and in proper configuration.
3. Is the anchorage free of corrosion that is more than mild surface oxidation? Y ☒ N ☐ U ☐ N/A ☐
Minor surface corrosion. No adverse seismic concern.
4. Is the anchorage free of visible cracks in the concrete near the anchors? Y ☒ N ☐ U ☐ N/A ☐
No visible cracks in vicinity of anchorage.

ATTACHMENT 9.6

SEISMIC WALKDOWN CHECKLIST FORM

Sheet 2 of 5

Status: Y ☒ N ☐ U ☐Seismic Walkdown Checklist (SWC) SWEL 2-009Equipment ID No. 19E-1A Equip. Class 21. Tanks And Heat ExchangersEquipment Description Fuel pool cooling heat exchanger A

5. Is the anchorage configuration consistent with plant documentation? Y ☒ N ☐ U ☐ N/A ☐
(Note: This question only applies if the item is one of the 50% for which
an anchorage configuration verification is required.)

4.17-4

6. Based on the above anchorage evaluations, is the anchorage free of
potentially adverse seismic conditions? Y ☒ N ☐ U ☐

*Very minor surface rust on plate.*Interaction Effects

7. Are soft targets free from impact by nearby equipment or structures? Y ☒ N ☐ U ☐ N/A ☐

8. Are overhead equipment, distribution systems, ceiling tiles and lighting,
and masonry block walls not likely to collapse onto the equipment? Y ☒ N ☐ U ☐ N/A ☐

9. Do attached lines have adequate flexibility to avoid damage? Y ☒ N ☐ U ☐ N/A ☐

10. Based on the above seismic interaction evaluations, is equipment free
of potentially adverse seismic interaction effects? Y ☒ N ☐ U ☐

ATTACHMENT 9.6

SEISMIC WALKDOWN CHECKLIST FORM

Sheet 3 of 5

Status: Y ☒ N ☐ U ☐Seismic Walkdown Checklist (SWC) SWEL 2-009Equipment ID No. 19E-1A Equip. Class 21. Tanks And Heat ExchangersEquipment Description Fuel pool cooling heat exchanger AOther Adverse Conditions

11. Have you looked for and found no other seismic conditions that could adversely affect the safety functions of the equipment? Y ☒ N ☐ U ☐

Comments (Additional pages may be added as necessary)*No additional comments.*Evaluated by: Rick Casella*Rick Casella*Date: 9-28-12Alan Porch*A. C. Porch*9-28-12

ATTACHMENT 9.6

SEISMIC WALKDOWN CHECKLIST FORM

Sheet 4 of 5

Status: Y ☒ N ☐ U ☐Seismic Walkdown Checklist (SWC) SWEL 2-009Equipment ID No. 19E-1A Equip. Class 21. Tanks And Heat ExchangersEquipment Description Fuel pool cooling heat exchanger A

Photographs



Note: 19E-1A (The date provided on the bottom right corner is not correct the date that the picture was taken. Malfunction with camera setting)



Note: 19E-1A (The date provided on the bottom right corner is not correct the date that the picture was taken. Malfunction with camera setting)


ATTACHMENT 9.6

SEISMIC WALKDOWN CHECKLIST FORM

Sheet 5 of 5

Status: Y ☒ N ☐ U ☐Seismic Walkdown Checklist (SWC) SWEL 2-009Equipment ID No. 19E-1A Equip. Class 21. Tanks And Heat ExchangersEquipment Description Fuel pool cooling heat exchanger A

Note: 19E-1A with lead shielding around it.
(The date provided on the bottom right corner
is not correct the date that the picture was
taken. Malfunction with camera setting)



Note: 19E-1A with shielding draped around it.
(The date provided on the bottom right corner
is not correct the date that the picture was
taken. Malfunction with camera setting)

ATTACHMENT 9.6

SEISMIC WALKDOWN CHECKLIST FORM

Sheet 1 of 5

Status: Y ☐ N ☐ U ☒Seismic Walkdown Checklist (SWC) SWEL 2-010Equipment ID No. 71MCC-131-OD1 Equip. Class¹ 1 Motor Control CenterEquipment Description 19P-1A(M) FUEL POOL COOLING RECIRC PUMP A MOTORLocation: Bldg. RB Floor El. 326.9 Room, Area Col 3 Line P

Manufacturer, Model, Etc. (optional but recommended) _____

Instructions for Completing Checklist

This checklist may be used to document the results of the Seismic Walkdown of an item of equipment on the SWEL. The space below each of the following questions may be used to record the results of judgments and findings. Additional space is provided at the end of this checklist for documenting other comments.

Anchorage

1. Is the anchorage configuration verification required (i.e., is the item one of the 50% of SWEL items requiring such verification)? Y ☐ N ☒
The anchorage is not visible for anchorage.
2. Is the anchorage free of bent, broken, missing or loose hardware? Y ☐ N ☐ U ☒ N/A ☐
3. Is the anchorage free of corrosion that is more than mild surface oxidation? Y ☐ N ☐ U ☒ N/A ☐
4. Is the anchorage free of visible cracks in the concrete near the anchors? Y ☐ N ☐ U ☒ N/A ☐

¹ Enter the equipment class name from Appendix B: Classes of Equipment.

ATTACHMENT 9.6**SEISMIC WALKDOWN CHECKLIST FORM**

Sheet 2 of 5

Status: Y ☐ N ☐ U ☒**Seismic Walkdown Checklist (SWC) SWEL 2-010**Equipment ID No. 71MCC-131-OD1 Equip. Class 1 Motor Control CenterEquipment Description 19P-1A(M) FUEL POOL COOLING RECIRC PUMP A MOTOR

5. Is the anchorage configuration consistent with plant documentation? Y ☐ N ☐ U ☐ N/A ☒
(Note: This question only applies if the item is one of the 50% for which an anchorage configuration verification is required.)
6. Based on the above anchorage evaluations, is the anchorage free of potentially adverse seismic conditions? Y ☐ N ☐ U ☒

Interaction Effects

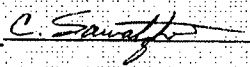
7. Are soft targets free from impact by nearby equipment or structures? Y ☒ N ☐ U ☐ N/A ☐
8. Are overhead equipment, distribution systems, ceiling tiles and lighting, and masonry block walls not likely to collapse onto the equipment? Y ☒ N ☐ U ☐ N/A ☐
9. Do attached lines have adequate flexibility to avoid damage? Y ☒ N ☐ U ☐ N/A ☐
10. Based on the above seismic interaction evaluations, is equipment free of potentially adverse seismic interaction effects? Y ☒ N ☐ U ☐

ATTACHMENT 9.6**SEISMIC WALKDOWN CHECKLIST FORM**

Sheet 3 of 5

Status: Y ☐ N ☐ U ☒**Seismic Walkdown Checklist (SWC) SWEL 2-010**Equipment ID No. 71MCC-131-OD1 Equip. Class 1 Motor Control CenterEquipment Description 19P-1A(M) FUEL POOL COOLING RECIRC PUMP A MOTOR**Other Adverse Conditions**

11. Have you looked for and found no other seismic conditions that could adversely affect the safety functions of the equipment?

Y ☒ N ☐ U ☐**Comments** (Additional pages may be added as necessary)Evaluated by: A PorchDate: 11/01/12C. Sawatzke11/01/12

ATTACHMENT 9.6

SEISMIC WALKDOWN CHECKLIST FORM

Sheet 4 of 5

Status: Y ☐ N ☐ U ☒Seismic Walkdown Checklist (SWC) SWEL 2-010Equipment ID No. 71MCC-131-OD1 Equip. Class 1 Motor Control CenterEquipment Description 19P-1A(M) FUEL POOL COOLING RECIRC PUMP A MOTOR


Photographs

Note: 71MCC-131-OD1Note: 71MCC-131-OD1

ATTACHMENT 9.6

SEISMIC WALKDOWN CHECKLIST FORM

Sheet 5 of 5

Status: Y ☐ N ☐ U ☒Seismic Walkdown Checklist (SWC) SWEL 2-010Equipment ID No. 71MCC-131-OD1 Equip. Class 1 Motor Control CenterEquipment Description 19P-1A(M) FUEL POOL COOLING RECIRC PUMP A MOTOR**Note:** 71MCC-131-OD1 Side View**Note:**

ATTACHMENT 9.6

SEISMIC WALKDOWN CHECKLIST FORM

Sheet 1 of 4

Status: Y ☒ N ☐ U ☐Seismic Walkdown Checklist (SWC) SWEL 2-012Equipment ID No. 32DHR-18 Equip. Class¹ 7-Pneumatic-Operated ValveEquipment Description Decay Heat removal CLG Water Return ISOL ValveLocation: Bldg. RB Floor El. 300 Room, Area Col 1 Line Y

Manufacturer, Model, Etc. (optional but recommended) _____

Instructions for Completing Checklist

This checklist may be used to document the results of the Seismic Walkdown of an item of equipment on the SWEL. The space below each of the following questions may be used to record the results of judgments and findings. Additional space is provided at the end of this checklist for documenting other comments.

Anchorage

1. Is the anchorage configuration verification required (i.e., is the item one of the 50% of SWEL items requiring such verification)? Y ☐ N ☒
The item is an inline valve.
2. Is the anchorage free of bent, broken, missing or loose hardware? Y ☐ N ☐ U ☐ N/A ☒
The item is an inline valve.
3. Is the anchorage free of corrosion that is more than mild surface oxidation? Y ☐ N ☐ U ☐ N/A ☒
No visible corrosion, Limited visibility.
4. Is the anchorage free of visible cracks in the concrete near the anchors? Y ☐ N ☐ U ☐ N/A ☒
No visible cracks. Limited visibility.

¹ Enter the equipment class name from Appendix B: Classes of Equipment.

ATTACHMENT 9.6

SEISMIC WALKDOWN CHECKLIST FORM

Sheet 2 of 4

Status: Y ☒ N ☐ U ☐Seismic Walkdown Checklist (SWC) SWEL 2-012Equipment ID No. 32DHR-18 Equip. Class 7-Pneumatic-Operated ValveEquipment Description Decay Heat removal CLG Water Return ISOL Valve

5. Is the anchorage configuration consistent with plant documentation? Y ☐ N ☐ U ☐ N/A ☒
(Note: This question only applies if the item is one of the 50% for which an anchorage configuration verification is required.)

6. Based on the above anchorage evaluations, is the anchorage free of potentially adverse seismic conditions? Y ☒ N ☐ U ☐
N/A

Interaction Effects

7. Are soft targets free from impact by nearby equipment or structures? Y ☐ N ☐ U ☐ N/A ☒
There are no soft targets.
8. Are overhead equipment, distribution systems, ceiling tiles and lighting, and masonry block walls not likely to collapse onto the equipment? Y ☒ N ☐ U ☐ N/A ☐
9. Do attached lines have adequate flexibility to avoid damage? Y ☐ N ☐ U ☐ N/A ☒
No attached line.
10. Based on the above seismic interaction evaluations, is equipment free of potentially adverse seismic interaction effects? Y ☒ N ☐ U ☐

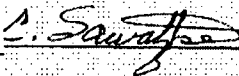
ATTACHMENT 9.6

SEISMIC WALKDOWN CHECKLIST FORM

Sheet 3 of 4

Status: Y ☒ N ☐ U ☐Seismic Walkdown Checklist (SWC) SWEL 2-012Equipment ID No. 32DHR-18 Equip. Class 7-Pneumatic-Operated ValveEquipment Description Decay Heat removal CLG Water Return ISOL Valve**Other Adverse Conditions**

11. Have you looked for and found no other seismic conditions that could adversely affect the safety functions of the equipment?

Y ☒ N ☐ U ☐**Comments** (Additional pages may be added as necessary)Evaluated by: A. PorchDate: 11/01/2012C. Sawatzke11/01/2012


ATTACHMENT 9.6

SEISMIC WALKDOWN CHECKLIST FORM

Sheet 4 of 4

Status: Y ☒ N ☐ U ☐Seismic Walkdown Checklist (SWC) SWEL 2-012Equipment ID No. 32DHR-18 Equip. Class 7-Pneumatic-Operated ValveEquipment Description Decay Heat removal CLG Water Return ISOL Valve

Photographs

Note: 32DHR-18

Note:

ATTACHMENT 9.6

SEISMIC WALKDOWN CHECKLIST FORM

Sheet 1 of 4

Status: Y ☐ N ☐ U ☒Seismic Walkdown Checklist (SWC) SWEL2-013Equipment ID No. 71MCC-120-OE1 Equip. Class¹ 1-Motor Control CentersEquipment Description 32P-1A(M) Decay Heat Removal SFP Water Primary Pump A MotorLocation: Bldg. YD Floor El. 272 Room, Area N/A

Manufacturer, Model, Etc. (optional but recommended) _____

Instructions for Completing Checklist

This checklist may be used to document the results of the Seismic Walkdown of an item of equipment on the SWEL. The space below each of the following questions may be used to record the results of judgments and findings. Additional space is provided at the end of this checklist for documenting other comments.

Anchorage

1. Is the anchorage configuration verification required (i.e., is the item one of the 50% of SWEL items requiring such verification)? Y ☐ N ☒
2. Is the anchorage free of bent, broken, missing or loose hardware? Y ☐ N ☐ U ☒ N/A ☐
3. Is the anchorage free of corrosion that is more than mild surface oxidation? Y ☐ N ☐ U ☒ N/A ☐
4. Is the anchorage free of visible cracks in the concrete near the anchors? Y ☐ N ☐ U ☒ N/A ☐

¹ Enter the equipment class name from Appendix B: Classes of Equipment.

ATTACHMENT 9.6

SEISMIC WALKDOWN CHECKLIST FORM

Sheet 2 of 4

Status: Y ☐ N ☐ U ☒Seismic Walkdown Checklist (SWC) SWEL2-013Equipment ID No. 71MCC-120-OE1 Equip. Class² 1-Motor Control CentersEquipment Description 32P-1A(M) Decay Heat Removal SFP Water Primary Pump A Motor

5. Is the anchorage configuration consistent with plant documentation? Y ☐ N ☐ U ☐ N/A ☒
(Note: This question only applies if the item is one of the 50% for which an anchorage configuration verification is required.)
6. Based on the above anchorage evaluations, is the anchorage free of potentially adverse seismic conditions? Y ☐ N ☐ U ☒

Interaction Effects

7. Are soft targets free from impact by nearby equipment or structures? Y ☐ N ☐ U ☐ N/A ☒
This component consists of four separate panels, each with a latch to open. There are no gauges, indicators, relays, etc. on the exterior of the panel. Therefore, no soft targets
8. Are overhead equipment, distribution systems, ceiling tiles and lighting, and masonry block walls not likely to collapse onto the equipment? Y ☐ N ☐ U ☐ N/A ☒
The item is located outside in the yard area. There are no overhead equipments.
9. Do attached lines have adequate flexibility to avoid damage? Y ☒ N ☐ U ☐ N/A ☐
The conduit and cable trays coming off the back of the unit have adequate flexibility.
10. Based on the above seismic interaction evaluations, is equipment free of potentially adverse seismic interaction effects? Y ☒ N ☐ U ☐

² Enter the equipment class name from Appendix B: Classes of Equipment.

ATTACHMENT 9.6

SEISMIC WALKDOWN CHECKLIST FORM


Sheet 3 of 4

Status: Y ☐ N ☐ U ☒Seismic Walkdown Checklist (SWC) SWEL2-013Equipment ID No. 71MCC-120-OE1 Equip. Class³ 1-Motor Control CentersEquipment Description 32P-1A(M) Decay Heat Removal SFP Water Primary Pump A Motor**Other Adverse Conditions**

11. Have you looked for and found no other seismic conditions that could adversely affect the safety functions of the equipment?

Y ☒ N ☐ U ☐**Comments** (Additional pages may be added as necessary)

Some rust present along baseboard of MCC cabinet. Will not affect structural integrity of equipment.

Evaluated by: A PorchDate: 11-14-12R Casella11-14-12

³ Enter the equipment class name from Appendix B: Classes of Equipment.



ATTACHMENT 9.6

SEISMIC WALKDOWN CHECKLIST FORM

Sheet 4 of 4

Status: Y ☐ N ☐ U ☒Seismic Walkdown Checklist (SWC) SWEL2-013Equipment ID No. 71MCC-120-OE1 Equip. Class⁴ 1-Motor Control CentersEquipment Description 32P-1A(M) Decay Heat Removal SFP Water Primary Pump A Motor

Photographs

**Note:** 71MCC-120-OE1(Front)**Note:** 71MCC-120-OE1 (Back)⁴ Enter the equipment class name from Appendix B: Classes of Equipment.

Attachment D
“Area Walk-By Checklists (AWCs)”

AWC #	SWEL #s	Page #
001	1- 426	4
002	1- 406	7
003	1- 578, 594, 625, 629, 643, 647, 663, 671, 675, and 683	10
004	1- 335, 347	15
005	1- 502	18
006	1- 519	21
007	1- 522	25
008	1- 333	28
009	1- 494	31
010	1- 475, 491	34
011	1- 498	37
012	1- 637, 434, 436, 437, 444, 493	42
013	1- 489, 495, 555, 636, 430, 433, 640	47
014	1-635, 660, and 687	52
015	1- 209, 210, 213, 219, 232, 234, 243	57
016	1-446	61
017	1- 119, 137, 360, 364, 366 and 367	64
018	1- 069, 079	68
019	1-319	73
020	1-470	77
021	1-032, 033, 043 and 044	80
022	1 -155, 157 and 161	84
023	1 - 165	87
024	1-371	91
025	1-169	95
026	1- 373, 696	98
027	1-124	101
028	1-217	104

AWC #	SWEL #s	Page #
029	1-690	109
030	1-372	110
031	1-166	113
032	1- 123, 171	117
033	1- 053, 056, 445, 457	120
034	1-001	124
035	1- 335, 347	128
036	1-438, 462	131
037	1- 052	134
038	1- 448, 450	138
039	1-474	143
040	1-487	146
041	1-439	149
042	1-481	152
043	1- 336, 343	156
044	1-456	159
045	1-314	162
046	1-452	165
047	1-164	168
048	1- 516, 518, and 508	171
049	1- 581, 582, 624, 628, 642, 646, 662, 670, 674, 682, 577	175
050	1- 634, 658, 686	179
051	1-635	183
052	2-003 and 2-004	186
053	2-005, 2-006, 2-007, 2-008, 2-009	190
054	1-011	193
055	1-012	196
056	1-065	199

AWC #	SWEL #s	Page #
057	2-014	202
058	2-010	206
059	1-501	210
060	1-172	214
061	1-439, 462	217
062	2-013	220

ATTACHMENT 9.7**AREA WALK-BY CHECKLIST**

Sheet 1 of 3

Status: Y ☒ N ☐ U ☐**Area Walk-By Checklist (AWC) AWC- 001**Location: Bldg. AD Floor El. 300 Room, Area¹ Col. 10.5 Line S**SWEL Components: SWEL1- 426****Instructions for Completing Checklist**

This checklist may be used to document the results of the Area Walk-By near one or more SWEL items. The space below each of the following questions may be used to record the results of judgments and findings. Additional space is provided at the end of this checklist for documenting other comments.

1. Does anchorage of equipment in the area appear to be free of potentially adverse seismic conditions (if visible without necessarily opening cabinets)?

Y ☒ N ☐ U ☐ N/A ☐

The anchorage of equipment in the area appears to be free of potentially adverse seismic conditions.

2. Does anchorage of equipment in the area appear to be free of significant degraded conditions?

Y ☒ N ☐ U ☐ N/A ☐

The anchorage of equipment in the area appears to be free of significant degraded conditions.

3. Based on a visual inspection from the floor, do the cable/conduit raceways and HVAC ducting appear to be free of potentially adverse seismic conditions (e.g., condition of supports is adequate and fill conditions of cable trays appear to be inside acceptable limits)?

Y ☒ N ☐ U ☐ N/A ☐

The cable/conduit raceways and HVAC ducting appear to be free of potentially adverse seismic conditions.

¹ If the room in which the SWEL item is located is very large (e.g., Turbine Hall), the area selected should be described. This selected area should be based on judgment, e.g., on the order of about 35 feet from the SWEL item.

ATTACHMENT 9.7

AREA WALK-BY CHECKLIST

Sheet 2 of 3

Status: Y ☒ N ☐ U ☐Area Walk-By Checklist (AWC) AWC- 001Location: Bldg. AD Floor El. 300 Room, Area Col. 10.5 Line S

4. Does it appear that the area is free of potentially adverse seismic spatial interactions with other equipment in the area (e.g., ceiling tiles and lighting)?

Y ☒ N ☐ U ☐ N/A ☐

It appears the area is free of potentially adverse seismic spatial interactions with other equipment in the area.

5. Does it appear that the area is free of potentially adverse seismic interactions that could cause flooding or spray in the area?

Y ☒ N ☐ U ☐ N/A ☐

It appears the area is free of potentially adverse seismic interactions that could cause flooding or spray in the area.

6. Does it appear that the area is free of potentially adverse seismic interactions that could cause a fire in the area?

Y ☒ N ☐ U ☐ N/A ☐

It appears the area is free of potentially adverse seismic interactions that could cause a fire in the area.

7. Does it appear that the area is free of potentially adverse seismic interactions associated with housekeeping practices, storage of portable equipment, and temporary installations (e.g., scaffolding, lead shielding)?

Y ☒ N ☐ U ☐ N/A ☐

It appears the area is free of potentially adverse seismic interactions associated with housekeeping practices, storage of portable equipment, and temporary installations.

ATTACHMENT 9.7**AREA WALK-BY CHECKLIST**

Sheet 3 of 3

Status: Y ☒ N ☐ U ☐**Area Walk-By Checklist (AWC) AWC-001**Location: Bldg. AD Floor El. 300 Room, Area Col. 10.5 Line S

8. Have you looked for and found no other seismic conditions that could adversely affect the safety functions of the equipment in the area?

Y ☒ N ☐ U ☐

No other seismic conditions that could adversely affect the safety functions of the equipment in the area were found.

Comments (Additional pages may be added as necessary)

Evaluated by: Pouria PourghobadiDate: 9/24/12

Donald Koberg

9/24/12

ATTACHMENT 9.7**AREA WALK-BY CHECKLIST**

Sheet 1 of 3

Status: Y ☒ N ☐ U ☐**Area Walk-By Checklist (AWC) AWC- 002**Location: Bldg. AD Floor El. 322 Room, Area¹ Col. 9.5 Line V**SWEL Components: SWEL1- 406****Instructions for Completing Checklist**

This checklist may be used to document the results of the Area Walk-By near one or more SWEL items. The space below each of the following questions may be used to record the results of judgments and findings. Additional space is provided at the end of this checklist for documenting other comments.

1. Does anchorage of equipment in the area appear to be free of potentially adverse seismic conditions (if visible without necessarily opening cabinets)? Y ☒ N ☐ U ☐ N/A ☐

The anchorage of equipment in the area appears to be free of potentially adverse seismic conditions.

2. Does anchorage of equipment in the area appear to be free of significant degraded conditions? Y ☒ N ☐ U ☐ N/A ☐

The anchorage of equipment in the area appears to be free of significant degraded conditions.

3. Based on a visual inspection from the floor, do the cable/conduit raceways and HVAC ducting appear to be free of potentially adverse seismic conditions (e.g., condition of supports is adequate and fill conditions of cable trays appear to be inside acceptable limits)? Y ☒ N ☐ U ☐ N/A ☐

The cable/conduit raceways and HVAC ducting appear to be free of potentially adverse seismic conditions.

¹ If the room in which the SWEL item is located is very large (e.g., Turbine Hall), the area selected should be described. This selected area should be based on judgment, e.g., on the order of about 35 feet from the SWEL item.

ATTACHMENT 9.7

AREA WALK-BY CHECKLIST

Sheet 2 of 3

Status: Y ☒ N ☐ U ☐Area Walk-By Checklist (AWC) AWC-002Location: Bldg. AD Floor El. 322 Room, Area Col. 9.5 Line V

4. Does it appear that the area is free of potentially adverse seismic spatial interactions with other equipment in the area (e.g., ceiling tiles and lighting)?

Y ☒ N ☐ U ☐ N/A ☐

It appears the area is free of potentially adverse seismic spatial interactions with other equipment in the area.

5. Does it appear that the area is free of potentially adverse seismic interactions that could cause flooding or spray in the area?

Y ☒ N ☐ U ☐ N/A ☐

It appears the area is free of potentially adverse seismic interactions that could cause flooding or spray in the area.

6. Does it appear that the area is free of potentially adverse seismic interactions that could cause a fire in the area?

Y ☒ N ☐ U ☐ N/A ☐

It appears the area is free of potentially adverse seismic interactions that could cause a fire in the area.

7. Does it appear that the area is free of potentially adverse seismic interactions associated with housekeeping practices, storage of portable equipment, and temporary installations (e.g., scaffolding, lead shielding)?

Y ☒ N ☐ U ☐ N/A ☐

It appears the area is free of potentially adverse seismic interactions associated with housekeeping practices, storage of portable equipment, and temporary installations.

ATTACHMENT 9.7**AREA WALK-BY CHECKLIST**

Sheet 3 of 3

Status: Y ☒ N ☐ U ☐**Area Walk-By Checklist (AWC) AWC- 002**Location: Bldg. AD Floor El. 322 Room, Area Col. 9.5 Line V

8. Have you looked for and found no other seismic conditions that could adversely affect the safety functions of the equipment in the area?

Y ☒ N ☐ U ☐

No other seismic conditions that could adversely affect the safety functions of the equipment in the area were found.

Comments (Additional pages may be added as necessary)

Evaluated by: Pouria PourghobadiDate: 9/24/12Donald Koberg9/24/12

ATTACHMENT 9.7

AREA WALK-BY CHECKLIST

Sheet 1 of 5

Status: Y ☒ N ☐ U ☐Area Walk-By Checklist (AWC) AWC- 003Location: Bldg. EG Floor El. 272' Room, Area¹ EG Room BSWEL Components: SWEL 1-578, 594, 625, 629, 643, 647, 663, 671, 675, and 683

Instructions for Completing Checklist

This checklist may be used to document the results of the Area Walk-By near one or more SWEL items. The space below each of the following questions may be used to record the results of judgments and findings. Additional space is provided at the end of this checklist for documenting other comments.

1. Does anchorage of equipment in the area appear to be free of potentially adverse seismic conditions (if visible without necessarily opening cabinets)? Y ☒ N ☐ U ☐ N/A ☐

The clean/dirty rag bins and a hand held fire extinguisher have anchors that are not tightened/loose. However, items are not close enough to any vital equipment to cause adverse behavior during a seismic event.

2. Does anchorage of equipment in the area appear to be free of significant degraded conditions? Y ☒ N ☐ U ☐ N/A ☐

The anchorage of equipment in the area, around the SWEL item(s), appears to be free of significant degraded conditions.

3. Based on a visual inspection from the floor, do the cable/conduit raceways and HVAC ducting appear to be free of potentially adverse seismic conditions (e.g., condition of supports is adequate and fill conditions of cable trays appear to be inside acceptable limits)? Y ☒ N ☐ U ☐ N/A ☐

The cable/conduit raceways and HVAC ducting appear to be free of potentially adverse seismic conditions.

¹ If the room in which the SWEL item is located is very large (e.g., Turbine Hall), the area selected should be described. This selected area should be based on judgment, e.g., on the order of about 35 feet from the SWEL item.

ATTACHMENT 9.7

AREA WALK-BY CHECKLIST

Sheet 2 of 5

Status: Y ☒ N ☐ U ☐Area Walk-By Checklist (AWC) AWC- 003Location: Bldg. EG Floor El. 272' Room, Area EG Room B

4. Does it appear that the area is free of potentially adverse seismic spatial interactions with other equipment in the area (e.g., ceiling tiles and lighting)?

Y ☒ N ☐ U ☐ N/A ☐

It appears that the area is free of potentially adverse seismic spatial interactions with other equipment in the area.

5. Does it appear that the area is free of potentially adverse seismic interactions that could cause flooding or spray in the area?

Y ☒ N ☐ U ☐ N/A ☐

It appears that the area is free of potentially adverse seismic interactions that could cause flooding, or spray in the area.

6. Does it appear that the area is free of potentially adverse seismic interactions that could cause a fire in the area?

Y ☒ N ☐ U ☐ N/A ☐

It appears that the area is free of potentially adverse seismic interactions that could cause a fire in the area.

7. Does it appear that the area is free of potentially adverse seismic interactions associated with housekeeping practices, storage of portable equipment, and temporary installations (e.g., scaffolding, lead shielding)?

Y ☒ N ☐ U ☐ N/A ☐

It appears that the area is free of potentially adverse seismic interactions associated with housekeeping practices, storage of portable equipment, and temporary installations.

ATTACHMENT 9.7**AREA WALK-BY CHECKLIST**

Sheet 3 of 5

Status: Y ☒ N ☐ U ☐**Area Walk-By Checklist (AWC) AWC- 003**Location: Bldg. EG Floor El. 272' Room, Area EG Room B

8. Have you looked for and found no other seismic conditions that could adversely affect the safety functions of the equipment in the area?

Y ☒ N ☐ U ☐

No other seismic conditions that could adversely affect the safety functions of the equipment in the area were found.

Comments (Additional pages may be added as necessary)

No additional comments.

Evaluated by: Harpreet GhumanDate: 09/21/2012Yaroslav Losev09/21/2012

ATTACHMENT 9.7**AREA WALK-BY CHECKLIST**

Sheet 4 of 5

Status: Y ☒ N ☐ U ☐**Area Walk-By Checklist (AWC) AWC- 003**Location: Bldg. EG Floor El. 272' Room, Area EG Room B**SWEL Components: SWEL 1-578, 594, 625, 629, 643, 647, 663, 671, 675, and 683****Photographs****Note:** *Picture of the clean/dirty rag bins.***Note:** *Picture of the non-tightened/loose anchorage of the clean/dirty rag bins.*


ATTACHMENT 9.7

AREA WALK-BY CHECKLIST

Sheet 5 of 5

Status: Y ☒ N ☐ U ☐Area Walk-By Checklist (AWC) AWC- 003Location: Bldg. EG Floor El. 272' Room, Area EG Room BSWEL Components: SWEL 1-578, 594, 625, 629, 643, 647, 663, 671, 675, and 683

Note: PICTURE of the 76CX-609 hand held fire extinguisher.



Note: PICTURE of the non-tightened/loose anchorage of the 76CX-609 hand held fire extinguisher.

ATTACHMENT 9.7**AREA WALK-BY CHECKLIST**

Sheet 1 of 3

Status: Y ☒ N ☐ U ☐**Area Walk-By Checklist (AWC) AWC- 004**Location: Bldg. ST Floor El. 252' Room, Area¹ ST 252'**SWEL Components: SWEL1- 335, 347****Instructions for Completing Checklist**

This checklist may be used to document the results of the Area Walk-By near one or more SWEL items. The space below each of the following questions may be used to record the results of judgments and findings. Additional space is provided at the end of this checklist for documenting other comments.

1. Does anchorage of equipment in the area appear to be free of potentially adverse seismic conditions (if visible without necessarily opening cabinets)? Y ☒ N ☐ U ☐ N/A ☐

The anchorage of equipment in the area appears to be free of potentially adverse seismic conditions.

2. Does anchorage of equipment in the area appear to be free of significant degraded conditions? Y ☒ N ☐ U ☐ N/A ☐

The anchorage of equipment in the area, around the SWEL item(s), appears to be free of significant degraded conditions.

3. Based on a visual inspection from the floor, do the cable/conduit raceways and HVAC ducting appear to be free of potentially adverse seismic conditions (e.g., condition of supports is adequate and fill conditions of cable trays appear to be inside acceptable limits)? Y ☒ N ☐ U ☐ N/A ☐

The cable/conduit raceways and HVAC ducting appear to be free of potentially adverse seismic conditions.

¹ If the room in which the SWEL item is located is very large (e.g., Turbine Hall), the area selected should be described. This selected area should be based on judgment, e.g., on the order of about 35 feet from the SWEL item.

ATTACHMENT 9.7

AREA WALK-BY CHECKLIST

Sheet 2 of 3

Status: Y ☒ N ☐ U ☐Area Walk-By Checklist (AWC) AWC- 004Location: Bldg. ST Floor El. 252' Room, Area ST 252'

4. Does it appear that the area is free of potentially adverse seismic spatial interactions with other equipment in the area (e.g., ceiling tiles and lighting)?

Y ☒ N ☐ U ☐ N/A ☐

It appears that the area is free of potentially adverse seismic spatial interactions with other equipment in the area.

5. Does it appear that the area is free of potentially adverse seismic interactions that could cause flooding or spray in the area?

Y ☒ N ☐ U ☐ N/A ☐

It appears that the area is free of potentially adverse seismic interactions that could cause flooding or spray in the area.

6. Does it appear that the area is free of potentially adverse seismic interactions that could cause a fire in the area?

Y ☒ N ☐ U ☐ N/A ☐

It appears that the area is free of potentially adverse seismic interactions that could cause a fire in the area.

7. Does it appear that the area is free of potentially adverse seismic interactions associated with housekeeping practices, storage of portable equipment, and temporary installations (e.g., scaffolding, lead shielding)?

Y ☒ N ☐ U ☐ N/A ☐

It appears that the area is free of potentially adverse seismic interactions associated with housekeeping practices, storage of portable equipment, and temporary installations.

ATTACHMENT 9.7**AREA WALK-BY CHECKLIST**

Sheet 3 of 3

Status: Y ☒ N ☐ U ☐**Area Walk-By Checklist (AWC) AWC-004**Location: Bldg. ST Floor El. 252' Room, Area ST 252'

8. Have you looked for and found no other seismic conditions that could adversely affect the safety functions of the equipment in the area?

Y ☒ N ☐ U ☐


No other seismic conditions that could adversely affect the safety functions of the equipment in the area were found.

Comments (Additional pages may be added as necessary)

No additional comments.

Evaluated by: Harpreet GhumanDate: 10/01/2012

Yaroslav Losev



10/01/2012

ATTACHMENT 9.7

AREA WALK-BY CHECKLIST

Sheet 1 of 3

Status: Y ☒ N ☐ U ☐Area Walk-By Checklist (AWC) AWC- 005Location: Bldg. BR Floor El. 272' Room, Area¹ BR 3SWEL Components: SWEL1- 502

Instructions for Completing Checklist

This checklist may be used to document the results of the Area Walk-By near one or more SWEL items. The space below each of the following questions may be used to record the results of judgments and findings. Additional space is provided at the end of this checklist for documenting other comments.

1. Does anchorage of equipment in the area appear to be free of potentially adverse seismic conditions (if visible without necessarily opening cabinets)?

Y ☒ N ☐ U ☐ N/A ☐

The anchorage of equipment in the area appears to be free of potentially adverse seismic conditions.

2. Does anchorage of equipment in the area appear to be free of significant degraded conditions?

Y ☒ N ☐ U ☐ N/A ☐

The anchorage of equipment in the area, around the SWEL item(s), appears to be free of significant degraded conditions.

3. Based on a visual inspection from the floor, do the cable/conduit raceways and HVAC ducting appear to be free of potentially adverse seismic conditions (e.g., condition of supports is adequate and fill conditions of cable trays appear to be inside acceptable limits)?

Y ☒ N ☐ U ☐ N/A ☐

The cable/conduit raceways and HVAC ducting appear to be free of potentially adverse seismic conditions.

¹ If the room in which the SWEL item is located is very large (e.g., Turbine Hall), the area selected should be described. This selected area should be based on judgment, e.g., on the order of about 35 feet from the SWEL item.

ATTACHMENT 9.7**AREA WALK-BY CHECKLIST**

Sheet 2 of 3

Status: Y ☒ N ☐ U ☐**Area Walk-By Checklist (AWC) AWC- 005**Location: Bldg. BR Floor El. 272' Room, Area BR 3

4. Does it appear that the area is free of potentially adverse seismic spatial interactions with other equipment in the area (e.g., ceiling tiles and lighting)?

Y ☒ N ☐ U ☐ N/A ☐

It appears that the area is free of potentially adverse seismic spatial interactions with other equipment in the area.

5. Does it appear that the area is free of potentially adverse seismic interactions that could cause flooding or spray in the area?

Y ☒ N ☐ U ☐ N/A ☐

It appears that the area is free of potentially adverse seismic interactions that could cause flooding or spray in the area.

6. Does it appear that the area is free of potentially adverse seismic interactions that could cause a fire in the area?

Y ☒ N ☐ U ☐ N/A ☐

It appears that the area is free of potentially adverse seismic interactions that could cause a fire in the area.

7. Does it appear that the area is free of potentially adverse seismic interactions associated with housekeeping practices, storage of portable equipment, and temporary installations (e.g., scaffolding, lead shielding)?

Y ☒ N ☐ U ☐ N/A ☐

It appears that the area is free of potentially adverse seismic interactions associated with housekeeping practices, storage of portable equipment, and temporary installations.

ATTACHMENT 9.7**AREA WALK-BY CHECKLIST**

Sheet 3 of 3

Status: Y ☒ N ☐ U ☐**Area Walk-By Checklist (AWC) AWC-005**Location: Bldg. BR Floor El. 272' Room, Area BR 3


8. Have you looked for and found no other seismic conditions that could adversely affect the safety functions of the equipment in the area?

Y ☒ N ☐ U ☐


No other seismic conditions that could adversely affect the safety functions of the equipment in the area were found.

Comments (Additional pages may be added as necessary)

No additional comments.

Evaluated by: Harpreet GhumanDate: 09/30/2012

Yaroslav Losev



09/30/2012

JAF-RPT-12-00015

Rev. 0

**JAF SEISMIC WALKDOWN REPORT
FOR RESOLUTION OF FUKUSHIMA
NEAR-TERM TASK FORCE
RECOMMENDATION 2.3 SEISMIC**

NOVEMBER 2012

BOOK 3 OF 3

ATTACHMENT 9.7**AREA WALK-BY CHECKLIST**

Sheet 1 of 4

Status: Y ☒ N ☐ U ☐**Area Walk-By Checklist (AWC) AWC- 006**Location: Bldg. BR Floor El. 282' Room, Area¹ BR 4**SWEL Components: SWEL1- 519****Instructions for Completing Checklist**

This checklist may be used to document the results of the Area Walk-By near one or more SWEL items. The space below each of the following questions may be used to record the results of judgments and findings. Additional space is provided at the end of this checklist for documenting other comments.

1. Does anchorage of equipment in the area appear to be free of potentially adverse seismic conditions (if visible without necessarily opening cabinets)? Y ☐ N ☒ U ☐ N/A ☐

North West anchor on the skid of equipment 72FN-46D is loose. Also there is a loose anchor on the UNISTRUT post base of equipment 72MOD-101B.

The resolution to this deficiency is tracked through CR-JAF-2012-06539 and CR-JAF-2012-06537.

2. Does anchorage of equipment in the area appear to be free of significant degraded conditions? Y ☒ N ☐ U ☐ N/A ☐

The anchorage of equipment in the area, around the SWEL item(s), appears to be free of significant degraded conditions.

3. Based on a visual inspection from the floor, do the cable/conduit raceways and HVAC ducting appear to be free of potentially adverse seismic conditions (e.g., condition of supports is adequate and fill conditions of cable trays appear to be inside acceptable limits)? Y ☒ N ☐ U ☐ N/A ☐

The cable/conduit raceways and HVAC ducting appear to be free of potentially adverse seismic conditions.

¹ If the room in which the SWEL item is located is very large (e.g., Turbine Hall), the area selected should be described. This selected area should be based on judgment, e.g., on the order of about 35 feet from the SWEL item.

ATTACHMENT 9.7**AREA WALK-BY CHECKLIST**

Sheet 2 of 4

Status: Y ☒ N ☐ U ☐**Area Walk-By Checklist (AWC) AWC- 006**Location: Bldg. BR Floor El. 282' Room, Area BR 4

4. Does it appear that the area is free of potentially adverse seismic spatial interactions with other equipment in the area (e.g., ceiling tiles and lighting)?

Y ☒ N ☐ U ☐ N/A ☐

It appears that the area is free of potentially adverse seismic spatial interactions with other equipment in the area.

5. Does it appear that the area is free of potentially adverse seismic interactions that could cause flooding or spray in the area?

Y ☒ N ☐ U ☐ N/A ☐

It appears that the area is free of potentially adverse seismic interactions that could cause flooding or spray in the area.

6. Does it appear that the area is free of potentially adverse seismic interactions that could cause a fire in the area?

Y ☒ N ☐ U ☐ N/A ☐

It appears that the area is free of potentially adverse seismic interactions that could cause a fire in the area.

7. Does it appear that the area is free of potentially adverse seismic interactions associated with housekeeping practices, storage of portable equipment, and temporary installations (e.g., scaffolding, lead shielding)?

Y ☒ N ☐ U ☐ N/A ☐

It appears that the area is free of potentially adverse seismic interactions associated with housekeeping practices, storage of portable equipment, and temporary installations.

ATTACHMENT 9.7

AREA WALK-BY CHECKLIST

Sheet 3 of 4

Status: Y ☒ N ☐ U ☐Area Walk-By Checklist (AWC) AWC- 006Location: Bldg. BR Floor El. 282' Room, Area BR 4

8. Have you looked for and found no other seismic conditions that could adversely affect the safety functions of the equipment in the area?

Y ☒ N ☐ U ☐


No other seismic conditions that could adversely affect the safety functions of the equipment in the area were found.

Comments (Additional pages may be added as necessary)

No additional comments.

Evaluated by: Harpreet GhumanDate: 09/30/2012

Yaroslav Losev



09/30/2012

ATTACHMENT 9.7

AREA WALK-BY CHECKLIST

Sheet 4 of 4

Status: Y ☒ N ☐ U ☐Area Walk-By Checklist (AWC) AWC- 006Location: Bldg. BR Floor El. 282' Room, Area BR 4SWEL Components: SWEL1-519

Photographs



Note: Picture of a loose anchor for equipment 72FN-46D is loose.



Note: Picture of a loose anchor in the UNISTRUT post base for equipment 72MOD-101B.

ATTACHMENT 9.7

AREA WALK-BY CHECKLIST

Sheet 1 of 3

Status: Y ☒ N ☐ U ☐Area Walk-By Checklist (AWC) AWC- 007Location: Bldg. BR Floor El. 272' Room, Area¹ BR 5SWEL Components: SWEL1- 522

Instructions for Completing Checklist

This checklist may be used to document the results of the Area Walk-By near one or more SWEL items. The space below each of the following questions may be used to record the results of judgments and findings. Additional space is provided at the end of this checklist for documenting other comments.

1. Does anchorage of equipment in the area appear to be free of potentially adverse seismic conditions (if visible without necessarily opening cabinets)?

Y ☒ N ☐ U ☐ N/A ☐

The anchorage of equipment in the area appears to be free of potentially adverse seismic conditions.

2. Does anchorage of equipment in the area appear to be free of significant degraded conditions?

Y ☒ N ☐ U ☐ N/A ☐

The anchorage of equipment in the area, around the SWEL item(s), appears to be free of significant degraded conditions.

3. Based on a visual inspection from the floor, do the cable/conduit raceways and HVAC ducting appear to be free of potentially adverse seismic conditions (e.g., condition of supports is adequate and fill conditions of cable trays appear to be inside acceptable limits)?

Y ☒ N ☐ U ☐ N/A ☐

The cable/conduit raceways and HVAC ducting appear to be free of potentially adverse seismic conditions.

¹ If the room in which the SWEL item is located is very large (e.g., Turbine Hall), the area selected should be described. This selected area should be based on judgment, e.g., on the order of about 35 feet from the SWEL item.

ATTACHMENT 9.7

AREA WALK-BY CHECKLIST

Sheet 2 of 3

Status: Y ☒ N ☐ U ☐Area Walk-By Checklist (AWC) AWC- 007Location: Bldg. RB Floor El. 272' Room, Area BR 5

4. Does it appear that the area is free of potentially adverse seismic spatial interactions with other equipment in the area (e.g., ceiling tiles and lighting)?

Y ☒ N ☐ U ☐ N/A ☐

It appears that the area is free of potentially adverse seismic spatial interactions with other equipment in the area.

5. Does it appear that the area is free of potentially adverse seismic interactions that could cause flooding or spray in the area?

Y ☒ N ☐ U ☐ N/A ☐

It appears that the area is free of potentially adverse seismic interactions that could cause flooding or spray in the area.

6. Does it appear that the area is free of potentially adverse seismic interactions that could cause a fire in the area?

Y ☒ N ☐ U ☐ N/A ☐

It appears that the area is free of potentially adverse seismic interactions that could cause a fire in the area.

7. Does it appear that the area is free of potentially adverse seismic interactions associated with housekeeping practices, storage of portable equipment, and temporary installations (e.g., scaffolding, lead shielding)?

Y ☒ N ☐ U ☐ N/A ☐

It appears that the area is free of potentially adverse seismic interactions associated with housekeeping practices, storage of portable equipment, and temporary installations.

ATTACHMENT 9.7**AREA WALK-BY CHECKLIST**

Sheet 3 of 3

Status: Y ☒ N ☐ U ☐**Area Walk-By Checklist (AWC) AWC- 007**Location: Bldg. RB Floor El. 272' Room, Area BR 5

8. Have you looked for and found no other seismic conditions that could adversely affect the safety functions of the equipment in the area?

Y ☒ N ☐ U ☐


No other seismic conditions that could adversely affect the safety functions of the equipment in the area were found.

Comments (Additional pages may be added as necessary)

No additional comments.

Evaluated by: Harpreet GhumanDate: 09/30/2012

Yaroslav Losev



09/30/2012

ATTACHMENT 9.7**AREA WALK-BY CHECKLIST**

Sheet 1 of 3

Status: Y ☒ N ☐ U ☐**Area Walk-By Checklist (AWC) AWC- 008**Location: Bldg. CB Floor El. 271.8 Room, Area¹ Col 0.5, Line RP**SWEL Components: SWEL1- 333****Instructions for Completing Checklist**

This checklist may be used to document the results of the Area Walk-By near one or more SWEL items. The space below each of the following questions may be used to record the results of judgments and findings. Additional space is provided at the end of this checklist for documenting other comments.

1. Does anchorage of equipment in the area appear to be free of potentially adverse seismic conditions (if visible without necessarily opening cabinets)? Y ☒ N ☐ U ☐ N/A ☐

The anchorage of equipment in the area appears to be free of potentially adverse seismic conditions.

2. Does anchorage of equipment in the area appear to be free of significant degraded conditions? Y ☒ N ☐ U ☐ N/A ☐

The anchorage of equipment in the area appears to be free of significant degraded conditions.

3. Based on a visual inspection from the floor, do the cable/conduit raceways and HVAC ducting appear to be free of potentially adverse seismic conditions (e.g., condition of supports is adequate and fill conditions of cable trays appear to be inside acceptable limits)? Y ☒ N ☐ U ☐ N/A ☐

The cable/conduit raceways and HVAC ducting appear to be free of potentially adverse seismic conditions

¹ If the room in which the SWEL item is located is very large (e.g., Turbine Hall), the area selected should be described. This selected area should be based on judgment, e.g., on the order of about 35 feet from the SWEL item.

ATTACHMENT 9.7

AREA WALK-BY CHECKLIST

Sheet 2 of 3

Status: Y ☒ N ☐ U ☐Area Walk-By Checklist (AWC) AWC- 008Location: Bldg. CB Floor El. 271.8 Room, Area Col 0.5, Line RP

4. Does it appear that the area is free of potentially adverse seismic spatial interactions with other equipment in the area (e.g., ceiling tiles and lighting)?

Y ☒ N ☐ U ☐ N/A ☐

It appears the area is free of potentially adverse seismic spatial interactions with other equipment in the area.

5. Does it appear that the area is free of potentially adverse seismic interactions that could cause flooding or spray in the area?

Y ☒ N ☐ U ☐ N/A ☐

It appears the area is free of potentially adverse seismic interactions that could cause flooding or spray in the area.

6. Does it appear that the area is free of potentially adverse seismic interactions that could cause a fire in the area?

Y ☒ N ☐ U ☐ N/A ☐

It appears the area is free of potentially adverse seismic interactions that could cause a fire in the area.

7. Does it appear that the area is free of potentially adverse seismic interactions associated with housekeeping practices, storage of portable equipment, and temporary installations (e.g., scaffolding, lead shielding)?

Y ☒ N ☐ U ☐ N/A ☐

It appears the area is free of potentially adverse seismic interactions associated with housekeeping practices, storage of portable equipment, and temporary installations.

ATTACHMENT 9.7**AREA WALK-BY CHECKLIST**

Sheet 3 of 3

Status: Y ☒ N ☐ U ☐**Area Walk-By Checklist (AWC) AWC- 008**Location: Bldg. CB Floor El. 271.8 Room, Area Col 0.5, Line RP

8. Have you looked for and found no other seismic conditions that could adversely affect the safety functions of the equipment in the area?

Y ☒ N ☐ U ☐

No other seismic conditions that could adversely affect the safety functions of the equipment in the area were found.

Comments (Additional pages may be added as necessary)

Evaluated by: Yaroslav LosevDate: 9/26/12Donald Koberg9/26/12

ATTACHMENT 9.7**AREA WALK-BY CHECKLIST**

Sheet 1 of 3

Status: Y ☒ N ☐ U ☐**Area Walk-By Checklist (AWC) AWC- 009**Location: Bldg. CS Floor El. 272 Room, Area¹ Cable Spreading Room, Col. 11, Line C**SWEL Components: SWEL1- 494****Instructions for Completing Checklist**

This checklist may be used to document the results of the Area Walk-By near one or more SWEL items. The space below each of the following questions may be used to record the results of judgments and findings. Additional space is provided at the end of this checklist for documenting other comments.

1. Does anchorage of equipment in the area appear to be free of potentially adverse seismic conditions (if visible without necessarily opening cabinets)?

Y ☒ N ☐ U ☐ N/A ☐

The anchorage of equipment in the area appears to be free of potentially adverse seismic conditions.

2. Does anchorage of equipment in the area appear to be free of significant degraded conditions?

Y ☒ N ☐ U ☐ N/A ☐

The anchorage of equipment in the area appears to be free of significant degraded conditions.

3. Based on a visual inspection from the floor, do the cable/conduit raceways and HVAC ducting appear to be free of potentially adverse seismic conditions (e.g., condition of supports is adequate and fill conditions of cable trays appear to be inside acceptable limits)?

Y ☒ N ☐ U ☐ N/A ☐

The cable/conduit raceways and HVAC ducting appear to be free of potentially adverse seismic conditions.

¹ If the room in which the SWEL item is located is very large (e.g., Turbine Hall), the area selected should be described. This selected area should be based on judgment, e.g., on the order of about 35 feet from the SWEL item.

ATTACHMENT 9.7

AREA WALK-BY CHECKLIST

Sheet 2 of 3

Status: Y ☒ N ☐ U ☐Area Walk-By Checklist (AWC) AWC- 009Location: Bldg. CS Floor El. 272 Room, Area Cable Spreading Room, Col. 11, Line C

4. Does it appear that the area is free of potentially adverse seismic spatial interactions with other equipment in the area (e.g., ceiling tiles and lighting)?

Y ☒ N ☐ U ☐ N/A ☐

It appears the area is free of potentially adverse seismic spatial interactions with other equipment in the area.

5. Does it appear that the area is free of potentially adverse seismic interactions that could cause flooding or spray in the area?

Y ☒ N ☐ U ☐ N/A ☐

CO₂ Sprinkler System is present in the area however it is properly supported and free from potentially adverse seismic interactions

6. Does it appear that the area is free of potentially adverse seismic interactions that could cause a fire in the area?

Y ☒ N ☐ U ☐ N/A ☐

It appears the area is free of potentially adverse seismic interactions that could cause a fire in the area.

7. Does it appear that the area is free of potentially adverse seismic interactions associated with housekeeping practices, storage of portable equipment, and temporary installations (e.g., scaffolding, lead shielding)?

Y ☒ N ☐ U ☐ N/A ☐

It appears the area is free of potentially adverse seismic interactions associated with housekeeping practices, storage of portable equipment, and temporary installations.

ATTACHMENT 9.7**AREA WALK-BY CHECKLIST**

Sheet 3 of 3

Status: Y ☒ N ☐ U ☐**Area Walk-By Checklist (AWC) AWC- 009**Location: Bldg. CS Floor El. 272 Room, Area Cable Spreading Room, Col. 11, Line C

8. Have you looked for and found no other seismic conditions that could adversely affect the safety functions of the equipment in the area? Y ☒ N ☐ U ☐

No other seismic conditions that could adversely affect the safety functions of the equipment in the area were found.

Comments (Additional pages may be added as necessary)

Evaluated by: Pouria PourghobadiDate: 9/25/12

Donald Koberg

9/25/12

ATTACHMENT 9.7**AREA WALK-BY CHECKLIST**

Sheet 1 of 3

Status: Y ☒ N ☐ U ☐**Area Walk-By Checklist (AWC) AWC- 010**Location: Bldg. EB Floor El. 272 Room, Area¹ Electric Bay, Col. 18, Line B**SWEL Components: SWEL1- 475, 491****Instructions for Completing Checklist**

This checklist may be used to document the results of the Area Walk-By near one or more SWEL items. The space below each of the following questions may be used to record the results of judgments and findings. Additional space is provided at the end of this checklist for documenting other comments.

1. Does anchorage of equipment in the area appear to be free of potentially adverse seismic conditions (if visible without necessarily opening cabinets)? Y ☒ N ☐ U ☐ N/A ☐

The anchorage of equipment in the area appears to be free of potentially adverse seismic conditions.

2. Does anchorage of equipment in the area appear to be free of significant degraded conditions? Y ☒ N ☐ U ☐ N/A ☐

The anchorage of equipment in the area appears to be free of significant degraded conditions.

3. Based on a visual inspection from the floor, do the cable/conduit raceways and HVAC ducting appear to be free of potentially adverse seismic conditions (e.g., condition of supports is adequate and fill conditions of cable trays appear to be inside acceptable limits)? Y ☒ N ☐ U ☐ N/A ☐

The cable/conduit raceways and HVAC ducting appear to be free of potentially adverse seismic conditions.

¹ If the room in which the SWEL item is located is very large (e.g., Turbine Hall), the area selected should be described. This selected area should be based on judgment, e.g., on the order of about 35 feet from the SWEL item.

ATTACHMENT 9.7

AREA WALK-BY CHECKLIST

Sheet 2 of 3

Status: Y ☒ N ☐ U ☐Area Walk-By Checklist (AWC) AWC- 010Location: Bldg. EB Floor El. 272 Room, Area Electric Bay, Col. 18, Line B

4. Does it appear that the area is free of potentially adverse seismic spatial interactions with other equipment in the area (e.g., ceiling tiles and lighting)? Y ☒ N ☐ U ☐ N/A ☐

It appears the area is free of potentially adverse seismic spatial interactions with other equipment in the area.

5. Does it appear that the area is free of potentially adverse seismic interactions that could cause flooding or spray in the area? Y ☒ N ☐ U ☐ N/A ☐

It appears the area is free of potentially adverse seismic interactions that could cause flooding or spray in the area.

6. Does it appear that the area is free of potentially adverse seismic interactions that could cause a fire in the area? Y ☒ N ☐ U ☐ N/A ☐

It appears the area is free of potentially adverse seismic interactions that could cause a fire in the area.

7. Does it appear that the area is free of potentially adverse seismic interactions associated with housekeeping practices, storage of portable equipment, and temporary installations (e.g., scaffolding, lead shielding)? Y ☒ N ☐ U ☐ N/A ☐

It appears the area is free of potentially adverse seismic interactions associated with housekeeping practices, storage of portable equipment, and temporary installations.

ATTACHMENT 9.7**AREA WALK-BY CHECKLIST**

Sheet 3 of 3

Status: Y ☒ N ☐ U ☐**Area Walk-By Checklist (AWC) AWC-010**Location: Bldg. EB Floor El. 272 Room, Area Electric Bay, Col. 18, Line B

8. Have you looked for and found no other seismic conditions that could adversely affect the safety functions of the equipment in the area? Y ☒ N ☐ U ☐

No other seismic conditions that could adversely affect the safety functions of the equipment in the area were found.

Comments (Additional pages may be added as necessary)

Evaluated by: Pouria PourghobadiDate: 9/25/12

Donald Koberg

9/25/12

ATTACHMENT 9.7

AREA WALK-BY CHECKLIST

Sheet 1 of 5

Status: Y ☒ N ☐ U ☐Area Walk-By Checklist (AWC) AWC- 011Location: Bldg. EB Floor El. 272' Room, Area¹ EB SouthSWEL Components: SWEL1- 498

Instructions for Completing Checklist

This checklist may be used to document the results of the Area Walk-By near one or more SWEL items. The space below each of the following questions may be used to record the results of judgments and findings. Additional space is provided at the end of this checklist for documenting other comments.

1. Does anchorage of equipment in the area appear to be free of potentially adverse seismic conditions (if visible without necessarily opening cabinets)? Y ☒ N ☐ U ☐ N/A ☐

The anchorage of equipment in the area appears to be free of potentially adverse seismic conditions.

2. Does anchorage of equipment in the area appear to be free of significant degraded conditions? Y ☒ N ☐ U ☐ N/A ☐

The anchorage of equipment in the area, around the SWEL item(s), appears to be free of significantly degraded conditions.

3. Based on a visual inspection from the floor, do the cable/conduit raceways and HVAC ducting appear to be free of potentially adverse seismic conditions (e.g., condition of supports is adequate and fill conditions of cable trays appear to be inside acceptable limits)? Y ☒ N ☐ U ☐ N/A ☐

The cable/conduit raceways and HVAC ducting appear to be free of potentially adverse seismic conditions.

¹ If the room in which the SWEL item is located is very large (e.g., Turbine Hall), the area selected should be described. This selected area should be based on judgment, e.g., on the order of about 35 feet from the SWEL item.

ATTACHMENT 9.7

AREA WALK-BY CHECKLIST

Sheet 2 of 5

Status: Y ☒ N ☐ U ☐**Area Walk-By Checklist (AWC) AWC- 011**

Location: Bldg. EB Floor El. 272' Room, Area EB South

4. Does it appear that the area is free of potentially adverse seismic spatial interactions with other equipment in the area (e.g., ceiling tiles and lighting)?

Y ☒ N ☐ U ☐ N/A ☐

It appears that the area is free of potentially adverse seismic spatial interactions with other equipment in the area.

5. Does it appear that the area is free of potentially adverse seismic interactions that could cause flooding or spray in the area?

Y ☒ N ☐ U ☐ N/A ☐

It appears that the area is free of potentially adverse seismic interactions that could cause flooding or spray in the area.

6. Does it appear that the area is free of potentially adverse seismic interactions that could cause a fire in the area?

Y ☒ N ☐ U ☐ N/A ☐

It appears that the area is free of potentially adverse seismic interactions that could cause a fire in the area.

7. Does it appear that the area is free of potentially adverse seismic interactions associated with housekeeping practices, storage of portable equipment, and temporary installations (e.g., scaffolding, lead shielding)?

Y ☒ N ☐ U ☐ N/A ☐

Compressed gas cylinder tanks have loose anchorage. One bolt out of two should be tightened on each support of gas tanks. There are also tools (i.e. wrenches) in the back of the gas cylinder tanks with no work order posted in the area. It is determined that these items will not adversely affect the equipment in the area.

ATTACHMENT 9.7**AREA WALK-BY CHECKLIST**

Sheet 3 of 5

Status: Y ☒ N ☐ U ☐**Area Walk-By Checklist (AWC) AWC-011**Location: Bldg. EB Floor El. 272' Room, Area EB South

8. Have you looked for and found no other seismic conditions that could adversely affect the safety functions of the equipment in the area?

Y ☒ N ☐ U ☐


No other seismic conditions that could adversely affect the safety functions of the equipment in the area were found.

Comments (Additional pages may be added as necessary)

No additional comments.

Evaluated by: Harpreet GhumanDate: 09/28/2012

Yaroslav Losev



09/28/2012


ATTACHMENT 9.7

AREA WALK-BY CHECKLIST


Sheet 4 of 5

Status: Y ☒ N ☐ U ☐Area Walk-By Checklist (AWC) AWC- 011Location: Bldg. EB Floor El. 272' Room, Area EB SouthSWEL Components: SWEL1- 498

Photographs



Note: Picture showing the span of the 4.5" conduit lines including the JB-FPS20 junction box on the East Side of the block wall.




Note: Picture showing the span of other conduits on the West Side of the block wall.

ATTACHMENT 9.7**AREA WALK-BY CHECKLIST**

Sheet 5 of 5

Status: Y ☒ N ☐ U ☐**Area Walk-By Checklist (AWC) AWC- 011**Location: Bldg. EB Floor El. 272' Room, Area EB South**SWEL Components: SWEL1- 498**

Note: Picture of the compressed gas cylinder tanks.



Note: Picture showing the loose bolts attaching the compressed gas cylinder tanks to a concrete wall and improperly stored tools.

ATTACHMENT 9.7

AREA WALK-BY CHECKLIST

Sheet 1 of 5

Status: Y ☒ N ☐ U ☐Area Walk-By Checklist (AWC) AWC- 012Location: Bldg. EG Floor El. 272 Room, Area¹ EG B & D Panel RoomSWEL Components: SWEL1-637, 434, 436, 437, 444, 493

Instructions for Completing Checklist

This checklist may be used to document the results of the Area Walk-By near one or more SWEL items. The space below each of the following questions may be used to record the results of judgments and findings. Additional space is provided at the end of this checklist for documenting other comments.

1. Does anchorage of equipment in the area appear to be free of potentially adverse seismic conditions (if visible without necessarily opening cabinets)? Y ☒ N ☐ U ☐ N/A ☐

The anchorage of equipment in the area appears to be free of potentially adverse seismic conditions.

2. Does anchorage of equipment in the area appear to be free of significant degraded conditions? Y ☒ N ☐ U ☐ N/A ☐

The anchorage of equipment in the area appears to be free of significant degraded conditions.

3. Based on a visual inspection from the floor, do the cable/conduit raceways and HVAC ducting appear to be free of potentially adverse seismic conditions (e.g., condition of supports is adequate and fill conditions of cable trays appear to be inside acceptable limits)? Y ☒ N ☐ U ☐ N/A ☐

The cable/conduit raceways and HVAC ducting appear to be free of potentially adverse seismic conditions.

There is a roll of excess cable hanging over the edge of the cable tray 1TC456B. Not a credible adverse seismic condition. Site personnel were notified.

¹ If the room in which the SWEL item is located is very large (e.g., Turbine Hall), the area selected should be described. This selected area should be based on judgment, e.g., on the order of about 35 feet from the SWEL item.

ATTACHMENT 9.7

AREA WALK-BY CHECKLIST

Sheet 2 of 5

Status: Y ☒ N ☐ U ☐Area Walk-By Checklist (AWC) AWC- 012Location: Bldg. EG Floor El. 272 Room, Area EG B & D Panel Room

4. Does it appear that the area is free of potentially adverse seismic spatial interactions with other equipment in the area (e.g., ceiling tiles and lighting)?

Y ☒ N ☐ U ☐ N/A ☐

Two lights next to Motor Control Centers (MCCs) do not have latches present on the hooks. In a seismic event one end may become unhooked and swing. For the fixture to hit the MCC, and out-of-plane motion is required which is very unlikely. Not a credible seismic event. The site personnel were notified immediately.

5. Does it appear that the area is free of potentially adverse seismic interactions that could cause flooding or spray in the area?

Y ☒ N ☐ U ☐ N/A ☐

It appears the area is free of potentially adverse seismic interactions that could cause flooding or spray in the area.

6. Does it appear that the area is free of potentially adverse seismic interactions that could cause a fire in the area?

Y ☒ N ☐ U ☐ N/A ☐

It appears the area is free of potentially adverse seismic interactions that could cause a fire in the area.

7. Does it appear that the area is free of potentially adverse seismic interactions associated with housekeeping practices, storage of portable equipment, and temporary installations (e.g., scaffolding, lead shielding)?

Y ☒ N ☐ U ☐ N/A ☐

Unanchored cabinets are present which may tip and slide into other equipment.

Fire Extinguisher Portable Tank on a hand truck. The wheels do not have wheel stops preventing the cart from becoming mobile. This is not an adverse seismic condition but the site personnel were notified.

ATTACHMENT 9.7**AREA WALK-BY CHECKLIST**

Sheet 3 of 5

Status: Y ☒ N ☐ U ☐**Area Walk-By Checklist (AWC) AWC-012**Location: Bldg. EG Floor El. 272 Room, Area EG B & D Panel Room

8. Have you looked for and found no other seismic conditions that could adversely affect the safety functions of the equipment in the area? Y ☒ N ☐ U ☐

Comments (Additional pages may be added as necessary)

Some cables are overhanging the cable tray above the MCCs. This is not a credible seismic interaction.

Two cabinets in EDG-B/D switchgear room, do not seem to be anchor to the wall nor the floor. The plant personnel were notified. This is not a credible seismic interaction.

Evaluated by: Pouria PourghobadiDate: 9/21/12

Donald Koberg

9/21/12


ATTACHMENT 9.7

AREA WALK-BY CHECKLIST

Sheet 4 of 5

Status: Y ☒ N ☐ U ☐Area Walk-By Checklist (AWC) AWC- 012Location: Bldg. EG Floor El. 272 Room, Area EG B & D Panel RoomSWEL Components: SWEL1-637, 434, 436, 437, 444, 493


Photographs

**Note:** *Unanchored Cabinets***Note:** *Improper light hooks.*

ATTACHMENT 9.7

AREA WALK-BY CHECKLIST

Sheet 5 of 5

Status: Y ☒ N ☐ U ☐Area Walk-By Checklist (AWC) AWC- 012Location: Bldg. EG Floor El. 272 Room, Area EG B & D Panel RoomSWEL Components: SWEL- SWEL1-637, 434, 436, 437, 444, 493**Note:** *Overhanging cables.***Note:**

ATTACHMENT 9.7**AREA WALK-BY CHECKLIST**

Sheet 1 of 5

Status: Y ☒ N ☐ U ☐**Area Walk-By Checklist (AWC) AWC- 013**Location: Bldg. EG Floor El. 272 Room, Area A/C EDG Switchgear**SWEL Components: SWEL1- 489, 495, 555, 636, 430, 433, 640****Instructions for Completing Checklist**

This checklist may be used to document the results of the Area Walk-By near one or more SWEL items. The space below each of the following questions may be used to record the results of judgments and findings. Additional space is provided at the end of this checklist for documenting other comments.

1. Does anchorage of equipment in the area appear to be free of potentially adverse seismic conditions (if visible without necessarily opening cabinets)? Y ☒ N ☐ U ☐ N/A ☐

2. Does anchorage of equipment in the area appear to be free of significant degraded conditions? Y ☒ N ☐ U ☐ N/A ☐

3. Based on a visual inspection from the floor, do the cable/conduit raceways and HVAC ducting appear to be free of potentially adverse seismic conditions (e.g., condition of supports is adequate and fill conditions of cable trays appear to be inside acceptable limits)? Y ☒ N ☐ U ☐ N/A ☐

ATTACHMENT 9.7

AREA WALK-BY CHECKLIST

Sheet 2 of 5

Status: Y ☒ N ☐ U ☐Area Walk-By Checklist (AWC) AWC- 013Location: Bldg. EG Floor El. 272 Room, Area A/C EDG Switchgear

4. Does it appear that the area is free of potentially adverse seismic spatial interactions with other equipment in the area (e.g., ceiling tiles and lighting)? Y ☒ N ☐ U ☐ N/A ☐

33" clearance (east-west) between light fixture and 71-10512, 10514, 10502, 10504. If light fixture failed in a seismic event, hanging by a single chain, out-of-plane pendulum motion of 33" is not a credible scenario. Conclusion, No adverse seismic spatial interaction.

5. Does it appear that the area is free of potentially adverse seismic interactions that could cause flooding or spray in the area? Y ☒ N ☐ U ☐ N/A ☐

6. Does it appear that the area is free of potentially adverse seismic interactions that could cause a fire in the area? Y ☒ N ☐ U ☐ N/A ☐

7. Does it appear that the area is free of potentially adverse seismic interactions associated with housekeeping practices, storage of portable equipment, and temporary installations (e.g., scaffolding, lead shielding)? Y ☒ N ☐ U ☐ N/A ☐

CO₂ fire extinguisher 76CX-606 has wheel chocked on opposite sides, Inaccordance with AP-17.02, Housekeeping and Cleanliness Control.

ATTACHMENT 9.7**AREA WALK-BY CHECKLIST**

Sheet 3 of 5

Status: Y ☒ N ☐ U ☐**Area Walk-By Checklist (AWC) AWC- 013**Location: Bldg. EG Floor El. 272 Room, Area A/C EDG Switchgear

8. Have you looked for and found no other seismic conditions that could adversely affect the safety functions of the equipment in the area? Y ☒ N ☐ U ☐

Comments (Additional pages may be added as necessary)Evaluated by: R CasellaRich CasellaDate: 10-29-12A PorchA.C. Dorch10-29-12



ATTACHMENT 9.7**AREA WALK-BY CHECKLIST**

Sheet 4 of 5

Status: Y ☒ N ☐ U ☐**Area Walk-By Checklist (AWC) AWC- 013**Location: Bldg. EG Floor El. 272 Room, Area A/C EDG Switchgear**SWEL Components: SWEL1- 489, 495, 555, 636, 430, 433, 640****Photographs****Note:** CO₂ fire extinguisher 76CX-606**Note:** CO₂ fire extinguisher 76CX-606

ATTACHMENT 9.7**AREA WALK-BY CHECKLIST**

Sheet 5 of 5

Status: Y ☒ N ☐ U ☐**Area Walk-By Checklist (AWC) AWC- 013**Location: Bldg. EG Floor El. 272 Room, Area A/C EDG Switchgear**SWEL Components: SWEL1- 489, 495, 555, 636, 430, 433, 640****Note:** *Light Fixture and MCC's***Note:**

ATTACHMENT 9.7**AREA WALK-BY CHECKLIST**

Sheet 1 of 5

Status: Y ☒ N ☐ U ☐**Area Walk-By Checklist (AWC) AWC- 014**Location: Bldg. EG Floor/El. 272' Room, Area¹ EG Room D**SWEL Components: SWEL 1-635, 660, and 687****Instructions for Completing Checklist**

This checklist may be used to document the results of the Area Walk-By near one or more SWEL items. The space below each of the following questions may be used to record the results of judgments and findings. Additional space is provided at the end of this checklist for documenting other comments.

1. Does anchorage of equipment in the area appear to be free of potentially adverse seismic conditions (if visible without necessarily opening cabinets)? Y ☒ N ☐ U ☐ N/A ☐

The clean/dirty rag bins and hand held fire extinguisher have anchors that are not tightened. Also one anchor is missing on the work bench. However, items are not close enough to any vital equipment to cause adverse affect onto a SWEL item during a seismic event.

2. Does anchorage of equipment in the area appear to be free of significant degraded conditions? Y ☒ N ☐ U ☐ N/A ☐

The anchorage of equipment in the area, around the SWEL item(s), appears to be free of significant degraded conditions.

3. Based on a visual inspection from the floor, do the cable/conduit raceways and HVAC ducting appear to be free of potentially adverse seismic conditions (e.g., condition of supports is adequate and fill conditions of cable trays appear to be inside acceptable limits)? Y ☒ N ☐ U ☐ N/A ☐

The cable/conduit raceways and HVAC ducting appear to be free of potentially adverse seismic conditions.

¹ If the room in which the SWEL item is located is very large (e.g., Turbine Hall), the area selected should be described. This selected area should be based on judgment, e.g., on the order of about 35 feet from the SWEL item.

ATTACHMENT 9.7**AREA WALK-BY CHECKLIST**

Sheet 2 of 5

Status: Y ☒ N ☐ U ☐**Area Walk-By Checklist (AWC) AWC- 014**Location: Bldg. EG Floor El. 272' Room, Area EG Room D

4. Does it appear that the area is free of potentially adverse seismic spatial interactions with other equipment in the area (e.g., ceiling tiles and lighting)?

Y ☒ N ☐ U ☐ N/A ☐

It appears that the area is free of potentially adverse seismic spatial interactions with other equipment in the area.

5. Does it appear that the area is free of potentially adverse seismic interactions that could cause flooding or spray in the area?

Y ☒ N ☐ U ☐ N/A ☐

It appears that the area is free of potentially adverse seismic interactions that could cause flooding or spray in the area.

6. Does it appear that the area is free of potentially adverse seismic interactions that could cause a fire in the area?

Y ☒ N ☐ U ☐ N/A ☐

It appears that the area is free of potentially adverse seismic interactions that could cause a fire in the area.

7. Does it appear that the area is free of potentially adverse seismic interactions associated with housekeeping practices, storage of portable equipment, and temporary installations (e.g., scaffolding, lead shielding)?

Y ☒ N ☐ U ☐ N/A ☐

It appears that the area is free of potentially adverse seismic interactions associated with housekeeping practices, storage of portable equipment, and temporary installations.

ATTACHMENT 9.7**AREA WALK-BY CHECKLIST**

Sheet 3 of 5

Status: Y ☒ N ☐ U ☐**Area Walk-By Checklist (AWC) AWC-014**Location: Bldg. EG Floor El. 272' Room, Area EG Room D

8. Have you looked for and found no other seismic conditions that could adversely affect the safety functions of the equipment in the area?

Y ☒ N ☐ U ☐

No other seismic conditions that could adversely affect the safety functions of the equipment in the area were found.

Comments (Additional pages may be added as necessary)

No additional comments.

Evaluated by: Harpreet GhumanDate: 09/21/2012Yaroslav Losev09/21/2012


ATTACHMENT 9.7**AREA WALK-BY CHECKLIST**

Sheet 4 of 5

Status: Y ☒ N ☐ U ☐**Area Walk-By Checklist (AWC) AWC- 014**Location: Bldg. EG Floor El. 272' Room, Area EG Room D**SWEL Components: SWEL 1-635, 660, and 687****Photographs****Note:** *Picture of the clean/dirty rags.***Note:** *Picture of the non-tightened anchorage of the clean/dirty rags.*

ATTACHMENT 9.7**AREA WALK-BY CHECKLIST**

Sheet 5 of 5

Status: Y ☒ N ☐ U ☐**Area Walk-By Checklist (AWC) AWC-014**Location: Bldg. EG Floor El. 272' Room, Area EG Room D**SWEL Components: SWEL 1-635, 660, and 687****Note:** *Picture of the work bench.***Note:** *Picture of the missing anchorage of the work bench.*

ATTACHMENT 9.7

AREA WALK-BY CHECKLIST

Sheet 1 of 4

Status: Y ☒ N ☐ U ☐Area Walk-By Checklist (AWC) AWC- 015Location: Bldg. RB Floor El. 227 Room, Area¹ Crescent East HPCISWEL Components: SWEL1- 209, 210, 213, 219, 232, 234, 243

Instructions for Completing Checklist

This checklist may be used to document the results of the Area Walk-By near one or more SWEL items. The space below each of the following questions may be used to record the results of judgments and findings. Additional space is provided at the end of this checklist for documenting other comments.

1. Does anchorage of equipment in the area appear to be free of potentially adverse seismic conditions (if visible without necessarily opening cabinets)? Y ☐ N ☒ U ☐ N/A ☐
Two P1001 conduits run the width of the room (approximately 21ft) parallel to each other, supporting conduits, smoke detector and a Pull Box. No visible supports provided through the entire run. Unistrut lines are supporting conduit with potentially inadequate supports. The resolution to this deficiency is tracked by CR-JAF-2012-07990

2. Does anchorage of equipment in the area appear to be free of significant degraded conditions? Y ☒ N ☐ U ☐ N/A ☐
The anchorage of equipment in the area appears to be free of significant degraded conditions.

3. Based on a visual inspection from the floor, do the cable/conduit raceways and HVAC ducting appear to be free of potentially adverse seismic conditions (e.g., condition of supports is adequate and fill conditions of cable trays appear to be inside acceptable limits)? Y ☒ N ☐ U ☐ N/A ☐
The cable/conduit raceways and HVAC ducting appear to be free of potentially adverse seismic conditions.

¹ If the room in which the SWEL item is located is very large (e.g., Turbine Hall), the area selected should be described. This selected area should be based on judgment, e.g., on the order of about 35 feet from the SWEL item.

ATTACHMENT 9.7**AREA WALK-BY CHECKLIST**

Sheet 2 of 4

Status: Y ☒ N ☐ U ☐**Area Walk-By Checklist (AWC) AWC- 015**Location: Bldg. RB Floor El. 227 Room, Area Crescent East, HPCI

4. Does it appear that the area is free of potentially adverse seismic spatial interactions with other equipment in the area (e.g., ceiling tiles and lighting)?

Y ☒ N ☐ U ☐ N/A ☐

It appears the area is free of potentially adverse seismic spatial interactions with other equipment in the area.

5. Does it appear that the area is free of potentially adverse seismic interactions that could cause flooding or spray in the area?

Y ☒ N ☐ U ☐ N/A ☐

It appears the area is free of potentially adverse seismic interactions that could cause flooding or spray in the area.

6. Does it appear that the area is free of potentially adverse seismic interactions that could cause a fire in the area?

Y ☒ N ☐ U ☐ N/A ☐

It appears the area is free of potentially adverse seismic interactions that could cause a fire in the area.

7. Does it appear that the area is free of potentially adverse seismic interactions associated with housekeeping practices, storage of portable equipment, and temporary installations (e.g., scaffolding, lead shielding)?

Y ☒ N ☐ U ☐ N/A ☐

It appears the area is free of potentially adverse seismic interactions associated with housekeeping practices, storage of portable equipment, and temporary installations.

ATTACHMENT 9.7**AREA WALK-BY CHECKLIST**

Sheet 3 of 4

Status: Y ☒ N ☐ U ☐**Area Walk-By Checklist (AWC) AWC- 015**Location: Bldg. RB Floor El. 227 Room, Area Crescent East, HPCI

8. Have you looked for and found no other seismic conditions that could adversely affect the safety functions of the equipment in the area?

Y ☒ N ☐ U ☐

No other seismic conditions that could adversely affect the safety functions of the equipment in the area were found.

Comments (Additional pages may be added as necessary)

Evaluated by: Pouria PourghobadiDate: 9/21/12

Donald Koberg

9/21/12

ATTACHMENT 9.7**AREA WALK-BY CHECKLIST**

Sheet 4 of 4

Status: Y ☒ N ☐ U ☐**Area Walk-By Checklist (AWC) AWC- 015**Location: Bldg. RB Floor El. 227 Room, Area HPCI**SWEL Components: SWEL- SWEL1- 209, 210, 213, 219, 232, 234, 243****Photographs**

Note: Unistruts providing supporting the conduits and Junction box.

Note:

ATTACHMENT 9.7**AREA WALK-BY CHECKLIST**

Sheet 1 of 3

Status: Y ☒ N ☐ U ☐**Area Walk-By Checklist (AWC) AWC- 016**Location: Bldg. RB Floor El. 344.6' Room, Area¹ LPCI Battery Room**SWEL Components: SWEL1- 446****Instructions for Completing Checklist**

This checklist may be used to document the results of the Area Walk-By near one or more SWEL items. The space below each of the following questions may be used to record the results of judgments and findings. Additional space is provided at the end of this checklist for documenting other comments.

1. Does anchorage of equipment in the area appear to be free of potentially adverse seismic conditions (if visible without necessarily opening cabinets)?

Y ☒ N ☐ U ☐ N/A ☐

The anchorage of equipment in the area appears to be free of potentially adverse seismic conditions.

2. Does anchorage of equipment in the area appear to be free of significant degraded conditions?

Y ☒ N ☐ U ☐ N/A ☐

The anchorage of equipment in the area, around the SWEL item(s), appears to be free of significantly degraded conditions.

3. Based on a visual inspection from the floor, do the cable/conduit raceways and HVAC ducting appear to be free of potentially adverse seismic conditions (e.g., condition of supports is adequate and fill conditions of cable trays appear to be inside acceptable limits)?

Y ☒ N ☐ U ☐ N/A ☐

The cable/conduit raceways and HVAC ducting appear to be free of potentially adverse seismic conditions.

¹ If the room in which the SWEL item is located is very large (e.g., Turbine Hall), the area selected should be described. This selected area should be based on judgment, e.g., on the order of about 35 feet from the SWEL item.

ATTACHMENT 9.7

AREA WALK-BY CHECKLIST

Sheet 2 of 3

Status: Y ☒ N ☐ U ☐Area Walk-By Checklist (AWC) AWC- 016Location: Bldg. RB Floor El. 344.6' Room, Area LPCI Battery Room

4. Does it appear that the area is free of potentially adverse seismic spatial interactions with other equipment in the area (e.g., ceiling tiles and lighting)?

Y ☒ N ☐ U ☐ N/A ☐

It appears that the area is free of potentially adverse seismic spatial interactions with other equipment in the area.

5. Does it appear that the area is free of potentially adverse seismic interactions that could cause flooding or spray in the area?

Y ☒ N ☐ U ☐ N/A ☐

It appears that the area is free of potentially adverse seismic interactions that could cause flooding or spray in the area.

6. Does it appear that the area is free of potentially adverse seismic interactions that could cause a fire in the area?

Y ☒ N ☐ U ☐ N/A ☐

It appears that the area is free of potentially adverse seismic interactions that could cause a fire in the area.

7. Does it appear that the area is free of potentially adverse seismic interactions associated with housekeeping practices, storage of portable equipment, and temporary installations (e.g., scaffolding, lead shielding)?

Y ☒ N ☐ U ☐ N/A ☐

It appears that the area is free of potentially adverse seismic interactions associated with housekeeping practices, storage of portable equipment, and temporary installations.

ATTACHMENT 9.7**AREA WALK-BY CHECKLIST**

Sheet 3 of 3

Status: Y ☒ N ☐ U ☐**Area Walk-By Checklist (AWC) AWC- 016**Location: Bldg. RB Floor El. 344.6' Room, Area LPCI Battery Room

8. Have you looked for and found no other seismic conditions that could adversely affect the safety functions of the equipment in the area?

Y ☒ N ☐ U ☐


No other seismic conditions that could adversely affect the safety functions of the equipment in the area were found.

Comments (Additional pages may be added as necessary)

No additional comments.

Evaluated by: Harpreet GhumanDate: 09/30/2012

Yaroslav Losev



09/30/2012

ATTACHMENT 9.7**AREA WALK-BY CHECKLIST**

Sheet 1 of 5

Status: Y ☒ N ☐ U ☐**Area Walk-By Checklist (AWC) AWC- 017**Location: Bldg. SP Floor El. 255' Room, Area¹ Pump Room Train A**SWEL Components: SWEL1- 119, 137, 360, 364, 366 and 367****Instructions for Completing Checklist**

This checklist may be used to document the results of the Area Walk-By near one or more SWEL items. The space below each of the following questions may be used to record the results of judgments and findings. Additional space is provided at the end of this checklist for documenting other comments.

1. Does anchorage of equipment in the area appear to be free of potentially adverse seismic conditions (if visible without necessarily opening cabinets)? Y ☒ N ☐ U ☐ N/A ☐

The anchorage of equipment in the area, appear to be free of potentially adverse seismic conditions.

2. Does anchorage of equipment in the area appear to be free of significant degraded conditions? Y ☒ N ☐ U ☐ N/A ☐

Anchorage for a small UNISTRUT support, which is supporting instrumentation piping, is significantly degraded. However, this is not deemed adverse. If the support was to fail and damage the I&C piping, it will not affect the functionality of the strainer or other components in the area, other than the pressure gage connected to the I&C piping. Also, the failure of the support and piping will not result in a fire or flooding hazard. This deficiency is tracked through CR-JAF-2012-06185.

3. Based on a visual inspection from the floor, do the cable/conduit raceways and HVAC ducting appear to be free of potentially adverse seismic conditions (e.g., condition of supports is adequate and fill conditions of cable trays appear to be inside acceptable limits)? Y ☒ N ☐ U ☐ N/A ☐

There is a 6" conduit that hangs over the 1TH604R cable tray rails and is unrestrained. Another 6" diameter conduit supported by the tray is found to be improperly secured in Service Water Pump Room A. Portion of the conduit is secured by a single plastic zip tie on the side of a rod hanger which provides support for the 1TH604R Tray. These conduits are not deemed as adverse seismic conditions since the below equipment is constructed of steel and have no soft targets. The resolution to this deficiency is tracked through CR-JAF-2012-06191.

¹ If the room in which the SWEL item is located is very large (e.g., Turbine Hall), the area selected should be described. This selected area should be based on judgment, e.g., on the order of about 35 feet from the SWEL item.

ATTACHMENT 9.7

AREA WALK-BY CHECKLIST

Sheet 2 of 5

Status: Y ☒ N ☐ U ☐Area Walk-By Checklist (AWC) AWC- 017Location: Bldg. SP Floor El. 255' Room, Area Pump Room Train A

4. Does it appear that the area is free of potentially adverse seismic spatial interactions with other equipment in the area (e.g., ceiling tiles and lighting)? Y ☒ N ☐ U ☐ N/A ☐

It appears that the area is free of potentially adverse seismic spatial interactions with other equipment in the area.

5. Does it appear that the area is free of potentially adverse seismic interactions that could cause flooding or spray in the area? Y ☒ N ☐ U ☐ N/A ☐

It appears that the area is free of potentially adverse seismic interactions that could cause flooding or spray in the area.

6. Does it appear that the area is free of potentially adverse seismic interactions that could cause a fire in the area? Y ☒ N ☐ U ☐ N/A ☐

It appears that the area is free of potentially adverse seismic interactions that could cause a fire in the area.

7. Does it appear that the area is free of potentially adverse seismic interactions associated with housekeeping practices, storage of portable equipment, and temporary installations (e.g., scaffolding, lead shielding)? Y ☒ N ☐ U ☐ N/A ☐

It appears that the area is free of potentially adverse seismic interactions associated with housekeeping practices, storage of portable equipment, and temporary installations.

ATTACHMENT 9.7**AREA WALK-BY CHECKLIST**

Sheet 3 of 5

Status: Y ☒ N ☐ U ☐**Area Walk-By Checklist (AWC) AWC- 017**Location: Bldg. SP Floor El. 255' Room, Area Pump Room Train A

8. Have you looked for and found no other seismic conditions that could adversely affect the safety functions of the equipment in the area? Y ☒ N ☐ U ☐
No other seismic conditions that could adversely affect the safety functions of the equipment in the area were found.

Comments (Additional pages may be added as necessary)

While passing through Pump Room B, engineers have found an uncovered wall penetration through the West Wall of Service Water Pump Room B. This might be a fire barrier breach since all other penetrations on the same West wall are sealed. Not an adverse seismic condition. Site personnel notified.

Step ladder found in Service Water Pump Room B. Not in designated location. No service tags were found near the location suggesting that the area is being serviced. Not an adverse seismic condition. The site personnel are notified.

Evaluated by: Harpreet GhumanDate: 09/21/2012

Yaroslav Losev

09/21/2012

ATTACHMENT 9.7

AREA WALK-BY CHECKLIST

Sheet 4 of 5

Status: Y ☒ N ☐ U ☐Area Walk-By Checklist (AWC) AWC- 017Location: Bldg. SP Floor El. 255' Room, Area Pump Room Train ASWEL Components: SWEL1- 119, 137, 360, 364 and 367

Photographs



Note: Picture of the degraded anchorage of the UNISTRUT support.



Note: Picture of the conduit hanging over the side of cable tray 1TH604R1.


ATTACHMENT 9.7

AREA WALK-BY CHECKLIST

Sheet 5 of 5

Status: Y ☒ N ☐ U ☐Area Walk-By Checklist (AWC) AWC- 017Location: Bldg. SP Floor El. 255" Room, Area Pump Room Train ASWEL Components: SWEL1- 119, 137, 360, 364 and 367


Note: Picture of the conduit tied to a rod hanger support the on cable tray 1TH604R1.



Note: Picture of uncovered penetration in Pump Rom B, West wall.



Note: Picture of a step ladder not in designated location in Pump Rom B.



Note:

ATTACHMENT 9.7**AREA WALK-BY CHECKLIST**

Sheet 1 of 4

Status: Y ☒ N ☐ U ☐**Area Walk-By Checklist (AWC) AWC- 018**Location: Bldg. RB Floor El. 272' Room, Area¹ RB RHR Heat Exchange Rm**SWEL Components: SWEL1- 069, 079****Instructions for Completing Checklist**

This checklist may be used to document the results of the Area Walk-By near one or more SWEL items. The space below each of the following questions may be used to record the results of judgments and findings. Additional space is provided at the end of this checklist for documenting other comments.

1. Does anchorage of equipment in the area appear to be free of potentially adverse seismic conditions (if visible without necessarily opening cabinets)? Y ☒ N ☐ U ☐ N/A ☐

The anchorage of equipment in the area appear to be free of potentially adverse seismic conditions.

2. Does anchorage of equipment in the area appear to be free of significant degraded conditions? Y ☒ N ☐ U ☐ N/A ☐

The anchorage of equipment in the area, around the SWEL item(s), appears to be free of significantly degraded conditions.

3. Based on a visual inspection from the floor, do the cable/conduit raceways and HVAC ducting appear to be free of potentially adverse seismic conditions (e.g., condition of supports is adequate and fill conditions of cable trays appear to be inside acceptable limits)? Y ☒ N ☐ U ☐ N/A ☐

Instrumentation pipe, along the West Wall of the RHR Heat Exchanger Room, is poorly supported. The pipe has an un-braced length of approximately 10'. Pipe bears on a strut at mid-span.. The pipe deflects a significant amount; however, the pipe is not detrimental to any surrounding equipment. Failure of this I&C pipe during a seismic event will not affect nearby equipment except for 10SOV-264A equipment which this line is attached to.

Site personnel notified. The resolution to this deficiency is tracked thru CR-JAF-2012-07912.

¹ If the room in which the SWEL item is located is very large (e.g., Turbine Hall), the area selected should be described. This selected area should be based on judgment, e.g., on the order of about 35 feet from the SWEL item.

ATTACHMENT 9.7

AREA WALK-BY CHECKLIST

Sheet 2 of 4

Status: Y ☒ N ☐ U ☐Area Walk-By Checklist (AWC) AWC- 018Location: Bldg. RB Floor El. 272' Room, Area RB RHR Heat Exchange Rm

4. Does it appear that the area is free of potentially adverse seismic spatial interactions with other equipment in the area (e.g., ceiling tiles and lighting)?

Y ☒ N ☐ U ☐ N/A ☐

It appears that the area is free of potentially adverse seismic spatial interactions with other equipment in the area.

5. Does it appear that the area is free of potentially adverse seismic interactions that could cause flooding or spray in the area?

Y ☒ N ☐ U ☐ N/A ☐

It appears that the area is free of potentially adverse seismic interactions that could cause flooding or spray in the area.

6. Does it appear that the area is free of potentially adverse seismic interactions that could cause a fire in the area?

Y ☒ N ☐ U ☐ N/A ☐

It appears that the area is free of potentially adverse seismic interactions that could cause a fire in the area.

7. Does it appear that the area is free of potentially adverse seismic interactions associated with housekeeping practices, storage of portable equipment, and temporary installations (e.g., scaffolding, lead shielding)?

Y ☒ N ☐ U ☐ N/A ☐

Area contains tools and scaffolding along with current work order inside this room. It appears that the area is free of potentially adverse seismic interactions associated with housekeeping practices, storage of portable equipment, and temporary installations.

ATTACHMENT 9.7**AREA WALK-BY CHECKLIST**

Sheet 3 of 4

Status: Y ☒ N ☐ U ☐**Area Walk-By Checklist (AWC) AWC- 018**Location: Bldg. RB Floor El. 272' Room, Area RB RHR Heat Exchange Rm

8. Have you looked for and found no other seismic conditions that could adversely affect the safety functions of the equipment in the area? Y ☒ N ☐ U ☐


No other seismic conditions that could adversely affect the safety functions of the equipment in the area were found.

Comments (Additional pages may be added as necessary)

No additional comments.

Evaluated by: Harpreet GhumanDate: 09/26/2012


Yaroslav Losev



09/26/2012

ATTACHMENT 9.7**AREA WALK-BY CHECKLIST**

Sheet 4 of 4

Status: Y ☒ N ☐ U ☐**Area Walk-By Checklist (AWC) AWC- 018**Location: Bldg. RB Floor El. 272' Room, Area RB RHR Heat Exchange Rm**SWEL Components: SWEL1-069,079****Photographs**

Note: *Picture showing the deflected shape of the instrumentation line resting on a strut support and the un-braced length.*

Note:

ATTACHMENT 9.7**AREA WALK-BY CHECKLIST**

Sheet 1 of 4

Status: Y ☒ N ☐ U ☐**Area Walk-By Checklist (AWC) AWC- 019**Location: Bldg. RB Floor El. 296' Room, Area¹ RB 296'**SWEL Components: SWEL1- 319****Instructions for Completing Checklist**

This checklist may be used to document the results of the Area Walk-By near one or more SWEL items. The space below each of the following questions may be used to record the results of judgments and findings. Additional space is provided at the end of this checklist for documenting other comments.

1. Does anchorage of equipment in the area appear to be free of potentially adverse seismic conditions (if visible without necessarily opening cabinets)? Y ☒ N ☐ U ☐ N/A ☐
The anchorage of equipment in the area appear to be free of potentially adverse seismic conditions.

2. Does anchorage of equipment in the area appear to be free of significant degraded conditions? Y ☒ N ☐ U ☐ N/A ☐
The anchorage of equipment in the area, around the SWEL item(s), appears to be free of significantly degraded conditions.

3. Based on a visual inspection from the floor, do the cable/conduit raceways and HVAC ducting appear to be free of potentially adverse seismic conditions (e.g., condition of supports is adequate and fill conditions of cable trays appear to be inside acceptable limits)? Y ☒ N ☐ U ☐ N/A ☐
The cable/conduit raceways and HVAC ducting appear to be free of potentially adverse seismic conditions.

¹ If the room in which the SWEL item is located is very large (e.g., Turbine Hall), the area selected should be described. This selected area should be based on judgment, e.g., on the order of about 35 feet from the SWEL item.

ATTACHMENT 9.7

AREA WALK-BY CHECKLIST

Sheet 2 of 4

Status: Y ☒ N ☐ U ☐Area Walk-By Checklist (AWC) AWC- 019Location: Bldg. RB Floor El. 296' Room, Area RB 296'

4. Does it appear that the area is free of potentially adverse seismic spatial interactions with other equipment in the area (e.g., ceiling tiles and lighting)?

Y ☒ N ☐ U ☐ N/A ☐

It appears that the area is free of potentially adverse seismic spatial interactions with other equipment in the area.

5. Does it appear that the area is free of potentially adverse seismic interactions that could cause flooding or spray in the area?

Y ☒ N ☐ U ☐ N/A ☐

It appears that the area is free of potentially adverse seismic interactions that could cause flooding or spray in the area.

6. Does it appear that the area is free of potentially adverse seismic interactions that could cause a fire in the area?

Y ☒ N ☐ U ☐ N/A ☐

It appears that the area is free of potentially adverse seismic interactions that could cause a fire in the area.

7. Does it appear that the area is free of potentially adverse seismic interactions associated with housekeeping practices, storage of portable equipment, and temporary installations (e.g., scaffolding, lead shielding)?

Y ☒ N ☐ U ☐ N/A ☐

Temporary scaffold in the area has been there since 06-21-2012. The elapsed time since installation is greater than 90 days. Scaffold must be seismically evaluated or removed. Scaffold Log # R20-046. Site personnel are notified and the scaffolding is to be evaluated for long erection period.

ATTACHMENT 9.7**AREA WALK-BY CHECKLIST**

Sheet 3 of 4

Status: Y ☒ N ☐ U ☐**Area Walk-By Checklist (AWC) AWC- 019**Location: Bldg. RB Floor El. 296' Room, Area RB 296'


8. Have you looked for and found no other seismic conditions that could adversely affect the safety functions of the equipment in the area?

Y ☒ N ☐ U ☐


No other seismic conditions that could adversely affect the safety functions of the equipment in the area were found.

Comments (Additional pages may be added as necessary)

No additional comments.

Evaluated by: Harpreet GhumanDate: 09/26/2012

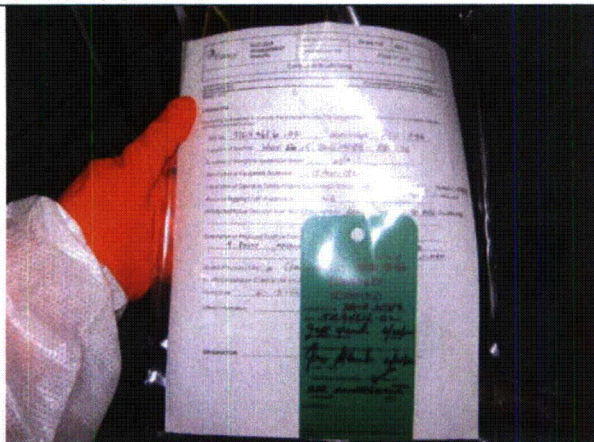
Yaroslav Losev



09/26/2012

ATTACHMENT 9.7**AREA WALK-BY CHECKLIST**

Sheet 4 of 4

Status: Y ☒ N ☐ U ☐**Area Walk-By Checklist (AWC) AWC- 019**Location: Bldg. RB Floor El. 296' Room, Area RB 296'**SWEL Components: SWEL1- 319****Photographs****Note:** *Picture showing the out of date scaffold tag.***Note:**

ATTACHMENT 9.7**AREA WALK-BY CHECKLIST**

Sheet 1 of 3

Status: Y ☒ N ☐ U ☐**Area Walk-By Checklist (AWC) AWC- 020**Location: Bldg. RB Floor El. 344.6' Room, Area¹ RB 344.6'**SWEL Components: SWEL1- 470****Instructions for Completing Checklist**

This checklist may be used to document the results of the Area Walk-By near one or more SWEL items. The space below each of the following questions may be used to record the results of judgments and findings. Additional space is provided at the end of this checklist for documenting other comments.

1. Does anchorage of equipment in the area appear to be free of potentially adverse seismic conditions (if visible without necessarily opening cabinets)?

Y ☒ N ☐ U ☐ N/A ☐

The anchorage of equipment in the area appears to be free of potentially adverse seismic conditions.

2. Does anchorage of equipment in the area appear to be free of significant degraded conditions?

Y ☒ N ☐ U ☐ N/A ☐

The anchorage of equipment in the area, around the SWEL item(s), appears to be free of significantly degraded conditions.

3. Based on a visual inspection from the floor, do the cable/conduit raceways and HVAC ducting appear to be free of potentially adverse seismic conditions (e.g., condition of supports is adequate and fill conditions of cable trays appear to be inside acceptable limits)?

Y ☒ N ☐ U ☐ N/A ☐

The cable/conduit raceways and HVAC ducting appear to be free of potentially adverse seismic conditions.

¹ If the room in which the SWEL item is located is very large (e.g., Turbine Hall), the area selected should be described. This selected area should be based on judgment, e.g., on the order of about 35 feet from the SWEL item.

ATTACHMENT 9.7

AREA WALK-BY CHECKLIST

Sheet 2 of 3

Status: Y ☒ N ☐ U ☐**Area Walk-By Checklist (AWC) AWC- 020**

Location: Bldg. RB Floor El. 344.6' Room, Area RB 344.6'

4. Does it appear that the area is free of potentially adverse seismic spatial interactions with other equipment in the area (e.g., ceiling tiles and lighting)?

Y ☒ N ☐ U ☐ N/A ☐

It appears that the area is free of potentially adverse seismic spatial interactions with other equipment in the area.

5. Does it appear that the area is free of potentially adverse seismic interactions that could cause flooding or spray in the area?

Y ☒ N ☐ U ☐ N/A ☐

It appears that the area is free of potentially adverse seismic interactions that could cause flooding or spray in the area.

6. Does it appear that the area is free of potentially adverse seismic interactions that could cause a fire in the area?

Y ☒ N ☐ U ☐ N/A ☐

It appears that the area is free of potentially adverse seismic interactions that could cause a fire in the area.

7. Does it appear that the area is free of potentially adverse seismic interactions associated with housekeeping practices, storage of portable equipment, and temporary installations (e.g., scaffolding, lead shielding)?

Y ☒ N ☐ U ☐ N/A ☐

It appears that the area is free of potentially adverse seismic interactions associated with housekeeping practices, storage of portable equipment, and temporary installations.

ATTACHMENT 9.7**AREA WALK-BY CHECKLIST**

Sheet 3 of 3

Status: Y ☒ N ☐ U ☐**Area Walk-By Checklist (AWC) AWC- 020**Location: Bldg. RB Floor El. 344.6' Room, Area RB 344.6'


8. Have you looked for and found no other seismic conditions that could adversely affect the safety functions of the equipment in the area?

Y ☒ N ☐ U ☐


No other seismic conditions that could adversely affect the safety functions of the equipment in the area were found.

Comments (Additional pages may be added as necessary)

No additional comments.

Evaluated by: Harpreet GhumanDate: 09/30/2012

Yaroslav Losev



09/30/2012

ATTACHMENT 9.7

AREA WALK-BY CHECKLIST

Sheet 1 of 4

Status: Y ☒ N ☐ U ☐Area Walk-By Checklist (AWC) AWC- 021Location: Bldg. RB Floor El. 272' Room, Area¹ RB EastSWEL Components: SWEL1-032, 033, 043 and 044

Instructions for Completing Checklist

This checklist may be used to document the results of the Area Walk-By near one or more SWEL items. The space below each of the following questions may be used to record the results of judgments and findings. Additional space is provided at the end of this checklist for documenting other comments.

1. Does anchorage of equipment in the area appear to be free of potentially adverse seismic conditions (if visible without necessarily opening cabinets)? Y ☒ N ☐ U ☐ N/A ☐

The anchorage of equipment in the area appear to be free of potentially adverse seismic conditions.

2. Does anchorage of equipment in the area appear to be free of significant degraded conditions? Y ☒ N ☐ U ☐ N/A ☐

The anchorage of equipment in the area, around the SWEL item(s), appears to be free of significantly degraded conditions.

3. Based on a visual inspection from the floor, do the cable/conduit raceways and HVAC ducting appear to be free of potentially adverse seismic conditions (e.g., condition of supports is adequate and fill conditions of cable trays appear to be inside acceptable limits)? Y ☒ N ☐ U ☐ N/A ☐

The cable/conduit raceways and HVAC ducting appear to be free of potentially adverse seismic conditions.

¹ If the room in which the SWEL item is located is very large (e.g., Turbine Hall), the area selected should be described. This selected area should be based on judgment, e.g., on the order of about 35 feet from the SWEL item.

ATTACHMENT 9.7

AREA WALK-BY CHECKLIST

Sheet 2 of 4

Status: Y ☒ N ☐ U ☐Area Walk-By Checklist (AWC) AWC- 021Location: Bldg. RB Floor El. 272' Room, Area RB East

4. Does it appear that the area is free of potentially adverse seismic spatial interactions with other equipment in the area (e.g., ceiling tiles and lighting)?

Y ☒ N ☐ U ☐ N/A ☐

All equipment on skids are set up the same and spaced an equal distance apart. The gap between each skid is small, but during a seismic event the skids will act in unison; therefore will have no interaction with one another.

5. Does it appear that the area is free of potentially adverse seismic interactions that could cause flooding or spray in the area?

Y ☒ N ☐ U ☐ N/A ☐

It appears that the area is free of potentially adverse seismic interactions that could cause flooding or spray in the area.

6. Does it appear that the area is free of potentially adverse seismic interactions that could cause a fire in the area?

Y ☒ N ☐ U ☐ N/A ☐

It appears that the area is free of potentially adverse seismic interactions that could cause a fire in the area.

7. Does it appear that the area is free of potentially adverse seismic interactions associated with housekeeping practices, storage of portable equipment, and temporary installations (e.g., scaffolding, lead shielding)?

Y ☒ N ☐ U ☐ N/A ☐

There was a tool located on the ground in the area without any work orders in vicinity; however, this is not considered a significant source to damage any equipment during a seismic event due to the size of the tool and location.

ATTACHMENT 9.7**AREA WALK-BY CHECKLIST**

Sheet 3 of 4

Status: Y ☒ N ☐ U ☐**Area Walk-By Checklist (AWC) AWC- 021**Location: Bldg. RB Floor El. 272' Room, Area RB East

8. Have you looked for and found no other seismic conditions that could adversely affect the safety functions of the equipment in the area?

Y ☒ N ☐ U ☐


No other seismic conditions that could adversely affect the safety functions of the equipment in the area were found.

Comments (Additional pages may be added as necessary)

No additional comments.

Evaluated by: Harpreet GhumanDate: 09/23/2012

Yaroslav Losev



09/23/2012


ATTACHMENT 9.7

AREA WALK-BY CHECKLIST

Sheet 4 of 4

Status: Y ☒ N ☐ U ☐Area Walk-By Checklist (AWC) AWC- 021Location: Bldg. RB Floor El. 272' Room, Area RB EastSWEL Components: SWEL1-032, 033, 043 and 044

Photographs



Note: Picture showing the location of the improperly stored tool.

Note:

ATTACHMENT 9.7

AREA WALK-BY CHECKLIST

Sheet 1 of 3

Status: Y ☒ N ☐ U ☐Area Walk-By Checklist (AWC) AWC- 022Location: Bldg. RB Floor El. 326' Room, Area¹ RB NW 326'SWEL Components: SWEL1 -155, 157 and 161

Instructions for Completing Checklist

This checklist may be used to document the results of the Area Walk-By near one or more SWEL items. The space below each of the following questions may be used to record the results of judgments and findings. Additional space is provided at the end of this checklist for documenting other comments.

1. Does anchorage of equipment in the area appear to be free of potentially adverse seismic conditions (if visible without necessarily opening cabinets)?

Y ☒ N ☐ U ☐ N/A ☐

The anchorage of equipment in the area, appear to be free of potentially adverse seismic conditions.

2. Does anchorage of equipment in the area appear to be free of significant degraded conditions?

Y ☒ N ☐ U ☐ N/A ☐

The anchorage of equipment in the area, around the SWEL item(s), appears to be free of significantly degraded conditions.

3. Based on a visual inspection from the floor, do the cable/conduit raceways and HVAC ducting appear to be free of potentially adverse seismic conditions (e.g., condition of supports is adequate and fill conditions of cable trays appear to be inside acceptable limits)?

Y ☒ N ☐ U ☐ N/A ☐

The cable/conduit raceways and HVAC ducting appear to be free of potentially adverse seismic conditions.

¹ If the room in which the SWEL item is located is very large (e.g., Turbine Hall), the area selected should be described. This selected area should be based on judgment, e.g., on the order of about 35 feet from the SWEL item.

ATTACHMENT 9.7

AREA WALK-BY CHECKLIST

Sheet 2 of 3

Status: Y ☒ N ☐ U ☐Area Walk-By Checklist (AWC) AWC- 022Location: Bldg. RB Floor El. 326' Room, Area RB NW 326'

4. Does it appear that the area is free of potentially adverse seismic spatial interactions with other equipment in the area (e.g., ceiling tiles and lighting)?

Y ☒ N ☐ U ☐ N/A ☐

It appears that the area is free of potentially adverse seismic spatial interactions with other equipment in the area.

5. Does it appear that the area is free of potentially adverse seismic interactions that could cause flooding or spray in the area?

Y ☒ N ☐ U ☐ N/A ☐

It appears that the area is free of potentially adverse seismic interactions that could cause flooding or spray in the area.

6. Does it appear that the area is free of potentially adverse seismic interactions that could cause a fire in the area?

Y ☒ N ☐ U ☐ N/A ☐

It appears that the area is free of potentially adverse seismic interactions that could cause a fire in the area.

7. Does it appear that the area is free of potentially adverse seismic interactions associated with housekeeping practices, storage of portable equipment, and temporary installations (e.g., scaffolding, lead shielding)?

Y ☒ N ☐ U ☐ N/A ☐

It appears that the area is free of potentially adverse seismic interactions associated with housekeeping practices, storage of portable equipment, and temporary installations.

ATTACHMENT 9.7**AREA WALK-BY CHECKLIST**

Sheet 3 of 3

Status: Y ☒ N ☐ U ☐**Area Walk-By Checklist (AWC) AWC- 022**Location: Bldg. RB Floor El. 326' Room, Area RB NW 326'


8. Have you looked for and found no other seismic conditions that could adversely affect the safety functions of the equipment in the area?

Y ☒ N ☐ U ☐

No other seismic conditions that could adversely affect the safety functions of the equipment in the area were found.

Comments (Additional pages may be added as necessary)

No additional comments.

Evaluated by: Harpreet GhumanDate: 09/25/2012

Yaroslav Losev



09/25/2012

ATTACHMENT 9.7**AREA WALK-BY CHECKLIST**

Sheet 1 of 4

Status: Y ☒ N ☐ U ☐**Area Walk-By Checklist (AWC) AWC- 023**Location: Bldg. RB Floor El. 272' Room, Area¹ RB South, Col. 3, Line R**SWEL Components: SWEL1 - 165****Instructions for Completing Checklist**

This checklist may be used to document the results of the Area Walk-By near one or more SWEL items. The space below each of the following questions may be used to record the results of judgments and findings. Additional space is provided at the end of this checklist for documenting other comments.

1. Does anchorage of equipment in the area appear to be free of potentially adverse seismic conditions (if visible without necessarily opening cabinets)? Y ☒ N ☐ U ☐ N/A ☐

The anchorage of equipment in the area appear to be free of potentially adverse seismic conditions.

2. Does anchorage of equipment in the area appear to be free of significant degraded conditions? Y ☒ N ☐ U ☐ N/A ☐

The anchorage of equipment in the area, around the SWEL item(s), appears to be free of significantly degraded conditions.

3. Based on a visual inspection from the floor, do the cable/conduit raceways and HVAC ducting appear to be free of potentially adverse seismic conditions (e.g., condition of supports is adequate and fill conditions of cable trays appear to be inside acceptable limits)? Y ☒ N ☐ U ☐ N/A ☐

The cable/conduit raceways and HVAC ducting appear to be free of potentially adverse seismic conditions.

¹ If the room in which the SWEL item is located is very large (e.g., Turbine Hall), the area selected should be described. This selected area should be based on judgment, e.g., on the order of about 35 feet from the SWEL item.

ATTACHMENT 9.7

AREA WALK-BY CHECKLIST

Sheet 2 of 4

Status: Y ☒ N ☐ U ☐Area Walk-By Checklist (AWC) AWC- 023Location: Bldg. RB Floor El. 272' Room, Area RB South, Col. 3, Line R

4. Does it appear that the area is free of potentially adverse seismic spatial interactions with other equipment in the area (e.g., ceiling tiles and lighting)?

Y ☒ N ☐ U ☐ N/A ☐

It appears that the area is free of potentially adverse seismic spatial interactions with other equipment in the area.

5. Does it appear that the area is free of potentially adverse seismic interactions that could cause flooding or spray in the area?

Y ☒ N ☐ U ☐ N/A ☐

It appears that the area is free of potentially adverse seismic interactions that could cause flooding or spray in the area.

6. Does it appear that the area is free of potentially adverse seismic interactions that could cause a fire in the area?

Y ☒ N ☐ U ☐ N/A ☐

It appears that the area is free of potentially adverse seismic interactions that could cause a fire in the area.

7. Does it appear that the area is free of potentially adverse seismic interactions associated with housekeeping practices, storage of portable equipment, and temporary installations (e.g., scaffolding, lead shielding)?

Y ☒ N ☐ U ☐ N/A ☐

It appears that the area is free of potentially adverse seismic interactions associated with housekeeping practices, storage of portable equipment, and temporary installations.

ATTACHMENT 9.7**AREA WALK-BY CHECKLIST**

Sheet 3 of 4

Status: Y ☒ N ☐ U ☐**Area Walk-By Checklist (AWC) AWC- 023**Location: Bldg. RB Floor El. 272' Room, Area RB South, Col. 3, Line R

8. Have you looked for and found no other seismic conditions that could adversely affect the safety functions of the equipment in the area? Y ☒ N ☐ U ☐


No other seismic conditions that could adversely affect the safety functions of the equipment in the area were found.

Comments (Additional pages may be added as necessary)

No additional comments.

Evaluated by: Harpreet GhumanDate: 09/26/2012


Yaroslav Losev



09/26/2012

ATTACHMENT 9.7**AREA WALK-BY CHECKLIST**

Sheet 4 of 4

Status: Y ☒ N ☐ U ☐**Area Walk-By Checklist (AWC) AWC-023**Location: Bldg. RB Floor El. 272' Room, Area RB South, Col. 3, Line R**SWEL Components: SWEL1 - 165****Photographs**

Note: *Picture showing the deflected shape of the instrumentation line and the unbraced length.*

Note:

ATTACHMENT 9.7**AREA WALK-BY CHECKLIST**

Sheet 1 of 4

Status: Y ☒ N ☐ U ☐**Area Walk-By Checklist (AWC) AWC- 024**Location: Bldg. RB Floor El. 242 Room, Area¹ Col. 3**SWEL Components: SWEL1- 371****Instructions for Completing Checklist**

This checklist may be used to document the results of the Area Walk-By near one or more SWEL items. The space below each of the following questions may be used to record the results of judgments and findings. Additional space is provided at the end of this checklist for documenting other comments.

1. Does anchorage of equipment in the area appear to be free of potentially adverse seismic conditions (if visible without necessarily opening cabinets)? Y ☒ N ☐ U ☐ N/A ☐

The anchorage of equipment in the area appears to be free of potentially adverse seismic conditions.

2. Does anchorage of equipment in the area appear to be free of significant degraded conditions? Y ☒ N ☐ U ☐ N/A ☐

The anchorage of equipment in the area appears to be free of significant degraded conditions.

3. Based on a visual inspection from the floor, do the cable/conduit raceways and HVAC ducting appear to be free of potentially adverse seismic conditions (e.g., condition of supports is adequate and fill conditions of cable trays appear to be inside acceptable limits)? Y ☒ N ☐ U ☐ N/A ☐

The cable/conduit raceways and HVAC ducting appear to be free of potentially adverse seismic conditions.

¹ If the room in which the SWEL item is located is very large (e.g., Turbine Hall), the area selected should be described. This selected area should be based on judgment, e.g., on the order of about 35 feet from the SWEL item.

ATTACHMENT 9.7**AREA WALK-BY CHECKLIST**

Sheet 2 of 4

Status: Y ☒ N ☐ U ☐**Area Walk-By Checklist (AWC) AWC- 024**Location: Bldg. RB Floor El. 242 Room, Area Col. 3

4. Does it appear that the area is free of potentially adverse seismic spatial interactions with other equipment in the area (e.g., ceiling tiles and lighting)?

Y ☒ N ☐ U ☐ N/A ☐

It appears the area is free of potentially adverse seismic spatial interactions with other equipment in the area.

5. Does it appear that the area is free of potentially adverse seismic interactions that could cause flooding or spray in the area?

Y ☒ N ☐ U ☐ N/A ☐

It appears the area is free of potentially adverse seismic interactions that could cause flooding or spray in the area.

6. Does it appear that the area is free of potentially adverse seismic interactions that could cause a fire in the area?

Y ☒ N ☐ U ☐ N/A ☐

It appears the area is free of potentially adverse seismic interactions that could cause a fire in the area.

7. Does it appear that the area is free of potentially adverse seismic interactions associated with housekeeping practices, storage of portable equipment, and temporary installations (e.g., scaffolding, lead shielding)?

Y ☒ N ☐ U ☐ N/A ☐

One gallon of water stored in unacceptable manner. No straps, loose hose. Not an adverse seismic condition.

ATTACHMENT 9.7**AREA WALK-BY CHECKLIST**

Sheet 3 of 4

Status: Y ☒ N ☐ U ☐**Area Walk-By Checklist (AWC) AWC- 024**Location: Bldg. RB Floor El. 242 Room, Area Col. 3

8. Have you looked for and found no other seismic conditions that could adversely affect the safety functions of the equipment in the area?

Y ☒ N ☐ U ☐

No other seismic conditions that could adversely affect the safety functions of the equipment in the area were found.

Comments (Additional pages may be added as necessary)

Evaluated by: Pouria PourghobadiDate: 9/24/12


Donald Koberg



9/24/12

ATTACHMENT 9.7**AREA WALK-BY CHECKLIST**

Sheet 4 of 4

Status: Y ☒ N ☐ U ☐Area Walk-By Checklist (AWC) AWC- 024Location: Bldg. RB Floor El. 242 Room, Area Col. 3SWEL Components: SWEL1- 371**Photographs****Note:** *water storage.***Note:**

ATTACHMENT 9.7

AREA WALK-BY CHECKLIST

Sheet 1 of 3

Status: Y ☒ N ☐ U ☐Area Walk-By Checklist (AWC) AWC- 025Location: Bldg. RB Floor El. 300 Room, Area¹ Col. R, Line 4.5SWEL Components: SWEL1- 169

Instructions for Completing Checklist

This checklist may be used to document the results of the Area Walk-By near one or more SWEL items. The space below each of the following questions may be used to record the results of judgments and findings. Additional space is provided at the end of this checklist for documenting other comments.

1. Does anchorage of equipment in the area appear to be free of potentially adverse seismic conditions (if visible without necessarily opening cabinets)? Y ☒ N ☐ U ☐ N/A ☐

The anchorage of equipment in the area appears to be free of potentially adverse seismic conditions.

2. Does anchorage of equipment in the area appear to be free of significant degraded conditions? Y ☒ N ☐ U ☐ N/A ☐

The anchorage of equipment in the area appears to be free of significant degraded conditions.

3. Based on a visual inspection from the floor, do the cable/conduit raceways and HVAC ducting appear to be free of potentially adverse seismic conditions (e.g., condition of supports is adequate and fill conditions of cable trays appear to be inside acceptable limits)? Y ☒ N ☐ U ☐ N/A ☐

The cable/conduit raceways and HVAC ducting appear to be free of potentially adverse seismic conditions.

¹ If the room in which the SWEL item is located is very large (e.g., Turbine Hall), the area selected should be described. This selected area should be based on judgment; e.g., on the order of about 35 feet from the SWEL item.

ATTACHMENT 9.7**AREA WALK-BY CHECKLIST**

Sheet 2 of 3

Status: Y ☒ N ☐ U ☐**Area Walk-By Checklist (AWC) AWC- 025**Location: Bldg. RB Floor El. 300 Room, Area Col. R, Line 4.5

4. Does it appear that the area is free of potentially adverse seismic spatial interactions with other equipment in the area (e.g., ceiling tiles and lighting)?

Y ☒ N ☐ U ☐ N/A ☐

It appears the area is free of potentially adverse seismic spatial interactions with other equipment in the area.

5. Does it appear that the area is free of potentially adverse seismic interactions that could cause flooding or spray in the area?

Y ☒ N ☐ U ☐ N/A ☐

It appears the area is free of potentially adverse seismic interactions that could cause flooding or spray in the area.

6. Does it appear that the area is free of potentially adverse seismic interactions that could cause a fire in the area?

Y ☒ N ☐ U ☐ N/A ☐

It appears the area is free of potentially adverse seismic interactions that could cause a fire in the area.

7. Does it appear that the area is free of potentially adverse seismic interactions associated with housekeeping practices, storage of portable equipment, and temporary installations (e.g., scaffolding, lead shielding)?

Y ☒ N ☐ U ☐ N/A ☐

It appears the area is free of potentially adverse seismic interactions associated with housekeeping practices, storage of portable equipment, and temporary installations.

ATTACHMENT 9.7**AREA WALK-BY CHECKLIST**

Sheet 3 of 3

Status: Y ☒ N ☐ U ☐**Area Walk-By Checklist (AWC) AWC- 025**Location: Bldg. RB Floor El. 300 Room, Area Col. R, Line 4.5

8. Have you looked for and found no other seismic conditions that could adversely affect the safety functions of the equipment in the area?

Y ☒ N ☐ U ☐

No other seismic conditions that could adversely affect the safety functions of the equipment in the area were found.

Comments (Additional pages may be added as necessary)

Evaluated by: Pouria PourghobadiDate: 9/25/12

Donald Koberg

9/25/12

ATTACHMENT 9.7

AREA WALK-BY CHECKLIST

Sheet 1 of 3

Status: Y ☒ N ☐ U ☐Area Walk-By Checklist (AWC) AWC- 026Location: Bldg. RB Floor El. 242 Room, Area¹ Col. 4, Line D, Crescent East 242SWEL Components: SWEL1- 373, 696

Instructions for Completing Checklist

This checklist may be used to document the results of the Area Walk-By near one or more SWEL items. The space below each of the following questions may be used to record the results of judgments and findings. Additional space is provided at the end of this checklist for documenting other comments.

1. Does anchorage of equipment in the area appear to be free of potentially adverse seismic conditions (if visible without necessarily opening cabinets)? Y ☒ N ☐ U ☐ N/A ☐

The anchorage of equipment in the area appears to be free of potentially adverse seismic conditions.

2. Does anchorage of equipment in the area appear to be free of significant degraded conditions? Y ☒ N ☐ U ☐ N/A ☐

The anchorage of equipment in the area appears to be free of significant degraded conditions.

3. Based on a visual inspection from the floor, do the cable/conduit raceways and HVAC ducting appear to be free of potentially adverse seismic conditions (e.g., condition of supports is adequate and fill conditions of cable trays appear to be inside acceptable limits)? Y ☒ N ☐ U ☐ N/A ☐

The cable/conduit raceways and HVAC ducting appear to be free of potentially adverse seismic conditions.

¹ If the room in which the SWEL item is located is very large (e.g., Turbine Hall), the area selected should be described. This selected area should be based on judgment, e.g., on the order of about 35 feet from the SWEL item.

ATTACHMENT 9.7

AREA WALK-BY CHECKLIST

Sheet 2 of 3

Status: Y ☒ N ☐ U ☐Area Walk-By Checklist (AWC) AWC- 026Location: Bldg. RB Floor El. 242 Room, Area Col. 4, Line D, Crescent East 242

4. Does it appear that the area is free of potentially adverse seismic spatial interactions with other equipment in the area (e.g., ceiling tiles and lighting)?

Y ☒ N ☐ U ☐ N/A ☐

It appears the area is free of potentially adverse seismic spatial interactions with other equipment in the area.

5. Does it appear that the area is free of potentially adverse seismic interactions that could cause flooding or spray in the area?

Y ☒ N ☐ U ☐ N/A ☐

It appears the area is free of potentially adverse seismic interactions that could cause flooding or spray in the area.

6. Does it appear that the area is free of potentially adverse seismic interactions that could cause a fire in the area?

Y ☒ N ☐ U ☐ N/A ☐

It appears the area is free of potentially adverse seismic interactions that could cause a fire in the area.

7. Does it appear that the area is free of potentially adverse seismic interactions associated with housekeeping practices, storage of portable equipment, and temporary installations (e.g., scaffolding, lead shielding)?

Y ☒ N ☐ U ☐ N/A ☐

It appears the area is free of potentially adverse seismic interactions associated with housekeeping practices, storage of portable equipment, and temporary installations.

ATTACHMENT 9.7**AREA WALK-BY CHECKLIST**

Sheet 3 of 3

Status: Y ☒ N ☐ U ☐**Area Walk-By Checklist (AWC) AWC- 026**Location: Bldg. RB Floor El. 242 Room, Area Col. 4, Line D, Crescent East 242

8. Have you looked for and found no other seismic conditions that could adversely affect the safety functions of the equipment in the area?

Y ☒ N ☐ U ☐

No other seismic conditions that could adversely affect the safety functions of the equipment in the area were found.

Comments (Additional pages may be added as necessary)

Evaluated by: Pouria PourghobadiDate: 9/23/12

Donald Koberg



9/23/12

ATTACHMENT 9.7**AREA WALK-BY CHECKLIST**

Sheet 1 of 3

Status: Y ☒ N ☐ U ☐**Area Walk-By Checklist (AWC) AWC- 027**Location: Bldg. RB Floor El. 227 Room, Area¹ Crescent East RHR Pump**SWEL Components: SWEL1- 124****Instructions for Completing Checklist**

This checklist may be used to document the results of the Area Walk-By near one or more SWEL items. The space below each of the following questions may be used to record the results of judgments and findings. Additional space is provided at the end of this checklist for documenting other comments.

1. Does anchorage of equipment in the area appear to be free of potentially adverse seismic conditions (if visible without necessarily opening cabinets)?

Y ☒ N ☐ U ☐ N/A ☐

The anchorage of equipment in the area appears to be free of potentially adverse seismic conditions.

2. Does anchorage of equipment in the area appear to be free of significant degraded conditions?

Y ☒ N ☐ U ☐ N/A ☐

The anchorage of equipment in the area appears to be free of significant degraded conditions.

3. Based on a visual inspection from the floor, do the cable/conduit raceways and HVAC ducting appear to be free of potentially adverse seismic conditions (e.g., condition of supports is adequate and fill conditions of cable trays appear to be inside acceptable limits)?

Y ☒ N ☐ U ☐ N/A ☐

The cable/conduit raceways and HVAC ducting appear to be free of potentially adverse seismic conditions.

¹ If the room in which the SWEL item is located is very large (e.g., Turbine Hall), the area selected should be described. This selected area should be based on judgment, e.g., on the order of about 35 feet from the SWEL item.

ATTACHMENT 9.7**AREA WALK-BY CHECKLIST**

Sheet 2 of 3

Status: Y ☒ N ☐ U ☐**Area Walk-By Checklist (AWC) AWC- 027**Location: Bldg. RB Floor El. 227 Room, Area Crescent East RHR Pump

4. Does it appear that the area is free of potentially adverse seismic spatial interactions with other equipment in the area (e.g., ceiling tiles and lighting)?

Y ☒ N ☐ U ☐ N/A ☐

It appears the area is free of potentially adverse seismic spatial interactions with other equipment in the area.

5. Does it appear that the area is free of potentially adverse seismic interactions that could cause flooding or spray in the area?

Y ☒ N ☐ U ☐ N/A ☐

It appears the area is free of potentially adverse seismic interactions that could cause flooding or spray in the area.

6. Does it appear that the area is free of potentially adverse seismic interactions that could cause a fire in the area?

Y ☒ N ☐ U ☐ N/A ☐

It appears the area is free of potentially adverse seismic interactions that could cause a fire in the area.

7. Does it appear that the area is free of potentially adverse seismic interactions associated with housekeeping practices, storage of portable equipment, and temporary installations (e.g., scaffolding, lead shielding)?

Y ☒ N ☐ U ☐ N/A ☐

It appears the area is free of potentially adverse seismic interactions associated with housekeeping practices, storage of portable equipment, and temporary installations.

ATTACHMENT 9.7**AREA WALK-BY CHECKLIST**

Sheet 3 of 3

Status: Y ☒ N ☐ U ☐**Area Walk-By Checklist (AWC) AWC- 027**Location: Bldg. RB Floor El. 227 Room, Area Crescent East RHR Pump

8. Have you looked for and found no other seismic conditions that could adversely affect the safety functions of the equipment in the area? Y ☒ N ☐ U ☐
No other seismic conditions that could adversely affect the safety functions of the equipment in the area were found.

Comments (Additional pages may be added as necessary)Evaluated by: Pouria PourghobadiDate: 9/23/12

Donald Koberg

9/23/12

ATTACHMENT 9.7**AREA WALK-BY CHECKLIST**

Sheet 1 of 3

Status: Y ☒ N ☐ U ☐**Area Walk-By Checklist (AWC) AWC- 028**Location: Bldg. RB Floor El. 227 Room, Area¹ West Crescent**SWEL Components: SWEL1-217, 171****Instructions for Completing Checklist**

This checklist may be used to document the results of the Area Walk-By near one or more SWEL items. The space below each of the following questions may be used to record the results of judgments and findings. Additional space is provided at the end of this checklist for documenting other comments.

1. Does anchorage of equipment in the area appear to be free of potentially adverse seismic conditions (if visible without necessarily opening cabinets)?

Y ☒ N ☐ U ☐ N/A ☐

The anchorage of equipment in the area appears to be free of potentially adverse seismic conditions.

2. Does anchorage of equipment in the area appear to be free of significant degraded conditions?

Y ☒ N ☐ U ☐ N/A ☐

The anchorage of equipment in the area appears to be free of significant degraded conditions.

3. Based on a visual inspection from the floor, do the cable/conduit raceways and HVAC ducting appear to be free of potentially adverse seismic conditions (e.g., condition of supports is adequate and fill conditions of cable trays appear to be inside acceptable limits)?

Y ☒ N ☐ U ☐ N/A ☐

The cable/conduit raceways and HVAC ducting appear to be free of potentially adverse seismic conditions.

¹ If the room in which the SWEL item is located is very large (e.g., Turbine Hall), the area selected should be described. This selected area should be based on judgment, e.g., on the order of about 35 feet from the SWEL item.

ATTACHMENT 9.7**AREA WALK-BY CHECKLIST**

Sheet 2 of 3

Status: Y ☒ N ☐ U ☐**Area Walk-By Checklist (AWC) AWC- 028**Location: Bldg. RB Floor El. 227 Room, Area West Crescent

4. Does it appear that the area is free of potentially adverse seismic spatial interactions with other equipment in the area (e.g., ceiling tiles and lighting)?

Y ☒ N ☐ U ☐ N/A ☐

It appears the area is free of potentially adverse seismic spatial interactions with other equipment in the area.

5. Does it appear that the area is free of potentially adverse seismic interactions that could cause flooding or spray in the area?

Y ☒ N ☐ U ☐ N/A ☐

It appears the area is free of potentially adverse seismic interactions that could cause flooding or spray in the area.

6. Does it appear that the area is free of potentially adverse seismic interactions that could cause a fire in the area?

Y ☒ N ☐ U ☐ N/A ☐

It appears the area is free of potentially adverse seismic interactions that could cause a fire in the area.

7. Does it appear that the area is free of potentially adverse seismic interactions associated with housekeeping practices, storage of portable equipment, and temporary installations (e.g., scaffolding, lead shielding)?

Y ☒ N ☐ U ☐ N/A ☐

It appears the area is free of potentially adverse seismic interactions associated with housekeeping practices, storage of portable equipment, and temporary installations.

ATTACHMENT 9.7

AREA WALK-BY CHECKLIST

Sheet 3 of 3

Status: Y ☒ N ☐ U ☐Area Walk-By Checklist (AWC) AWC- 028Location: Bldg. RB Floor El. 227 Room, Area West Crescent

8. Have you looked for and found no other seismic conditions that could adversely affect the safety functions of the equipment in the area?

Y ☒ N ☐ U ☐

No other seismic conditions that could adversely affect the safety functions of the equipment in the area were found.

Comments (Additional pages may be added as necessary)

Evaluated by: Pouria PourghobadiDate: 9/21/12

Donald Koberg

9/21/12

ATTACHMENT 9.7

AREA WALK-BY CHECKLIST

Sheet 1 of 3

Status: Y ☒ N ☐ U ☐Area Walk-By Checklist (AWC) AWC- 029Location: Bldg. RB Floor El. 242 Room, Area¹ Crescent West: Col. 4, Line ASWEL Components: SWEL1- 690

Instructions for Completing Checklist

This checklist may be used to document the results of the Area Walk-By near one or more SWEL items. The space below each of the following questions may be used to record the results of judgments and findings. Additional space is provided at the end of this checklist for documenting other comments.

1. Does anchorage of equipment in the area appear to be free of potentially adverse seismic conditions (if visible without necessarily opening cabinets)? Y ☒ N ☐ U ☐ N/A ☐
The anchorage of equipment in the area appears to be free of potentially adverse seismic conditions.
2. Does anchorage of equipment in the area appear to be free of significant degraded conditions? Y ☒ N ☐ U ☐ N/A ☐
The anchorage of equipment in the area appears to be free of significant degraded conditions.
3. Based on a visual inspection from the floor, do the cable/conduit raceways and HVAC ducting appear to be free of potentially adverse seismic conditions (e.g., condition of supports is adequate and fill conditions of cable trays appear to be inside acceptable limits)? Y ☒ N ☐ U ☐ N/A ☐
The cable/conduit raceways and HVAC ducting appear to be free of potentially adverse seismic conditions.

¹ If the room in which the SWEL item is located is very large (e.g., Turbine Hall), the area selected should be described. This selected area should be based on judgment; e.g., on the order of about 35 feet from the SWEL item.

ATTACHMENT 9.7

AREA WALK-BY CHECKLIST

Sheet 2 of 3

Status: Y ☒ N ☐ U ☐Area Walk-By Checklist (AWC) AWC- 029Location: Bldg. RB Floor El. 242 Room, Area Crescent West: Col. 4, Line A

4. Does it appear that the area is free of potentially adverse seismic spatial interactions with other equipment in the area (e.g., ceiling tiles and lighting)?

Y ☒ N ☐ U ☐ N/A ☐

It appears the area is free of potentially adverse seismic spatial interactions with other equipment in the area.

5. Does it appear that the area is free of potentially adverse seismic interactions that could cause flooding or spray in the area?

Y ☒ N ☐ U ☐ N/A ☐

It appears the area is free of potentially adverse seismic interactions that could cause flooding or spray in the area.

6. Does it appear that the area is free of potentially adverse seismic interactions that could cause a fire in the area?

Y ☒ N ☐ U ☐ N/A ☐

It appears the area is free of potentially adverse seismic interactions that could cause a fire in the area.

7. Does it appear that the area is free of potentially adverse seismic interactions associated with housekeeping practices, storage of portable equipment, and temporary installations (e.g., scaffolding, lead shielding)?

Y ☒ N ☐ U ☐ N/A ☐

It appears the area is free of potentially adverse seismic interactions associated with housekeeping practices, storage of portable equipment, and temporary installations.

ATTACHMENT 9.7**AREA WALK-BY CHECKLIST**

Sheet 3 of 3

Status: Y ☒ N ☐ U ☐**Area Walk-By Checklist (AWC) AWC- 029**Location: Bldg. RB Floor El. 242 Room, Area Crescent West: Col. 4, Line A

8. Have you looked for and found no other seismic conditions that could adversely affect the safety functions of the equipment in the area?

Y ☒ N ☐ U ☐

No other seismic conditions that could adversely affect the safety functions of the equipment in the area were found.

Comments (Additional pages may be added as necessary)

Evaluated by: Pouria PourghobadiDate: 9/25/12

Donald Koberg

9/25/12

ATTACHMENT 9.7**AREA WALK-BY CHECKLIST**

Sheet 1 of 3

Status: Y ☒ N ☐ U ☐**Area Walk-By Checklist (AWC) AWC- 030**Location: Bldg. RB Floor El. 242 Room, Area¹ Col. 1, Line R**SWEL Components: SWEL1- 372****Instructions for Completing Checklist**

This checklist may be used to document the results of the Area Walk-By near one or more SWEL items. The space below each of the following questions may be used to record the results of judgments and findings. Additional space is provided at the end of this checklist for documenting other comments.

1. Does anchorage of equipment in the area appear to be free of potentially adverse seismic conditions (if visible without necessarily opening cabinets)? Y ☒ N ☐ U ☐ N/A ☐

The anchorage of equipment in the area appears to be free of potentially adverse seismic conditions.

2. Does anchorage of equipment in the area appear to be free of significant degraded conditions? Y ☒ N ☐ U ☐ N/A ☐

The anchorage of equipment in the area appears to be free of significant degraded conditions.

3. Based on a visual inspection from the floor, do the cable/conduit raceways and HVAC ducting appear to be free of potentially adverse seismic conditions (e.g., condition of supports is adequate and fill conditions of cable trays appear to be inside acceptable limits)? Y ☒ N ☐ U ☐ N/A ☐

The cable/conduit raceways and HVAC ducting appear to be free of potentially adverse seismic conditions.

¹ If the room in which the SWEL item is located is very large (e.g., Turbine Hall), the area selected should be described. This selected area should be based on judgment, e.g., on the order of about 35 feet from the SWEL item.

ATTACHMENT 9.7

AREA WALK-BY CHECKLIST

Sheet 2 of 3

Status: Y ☒ N ☐ U ☐Area Walk-By Checklist (AWC) AWC- 030Location: Bldg. RB Floor El. 272 Room, Area Col. 1, Line R

4. Does it appear that the area is free of potentially adverse seismic spatial interactions with other equipment in the area (e.g., ceiling tiles and lighting)?

Y ☒ N ☐ U ☐ N/A ☐

It appears the area is free of potentially adverse seismic spatial interactions with other equipment in the area.

5. Does it appear that the area is free of potentially adverse seismic interactions that could cause flooding or spray in the area?

Y ☒ N ☐ U ☐ N/A ☐

It appears the area is free of potentially adverse seismic interactions that could cause flooding or spray in the area.

6. Does it appear that the area is free of potentially adverse seismic interactions that could cause a fire in the area?

Y ☒ N ☐ U ☐ N/A ☐

It appears the area is free of potentially adverse seismic interactions that could cause a fire in the area.

7. Does it appear that the area is free of potentially adverse seismic interactions associated with housekeeping practices, storage of portable equipment, and temporary installations (e.g., scaffolding, lead shielding)?

Y ☒ N ☐ U ☐ N/A ☐

Temporary scaffolding is(log # R20-014) erected in the area. It is near the 90 allowance. Evaluations are to be performed for long-period erection of the scaffolding per EN-MA-133.

ATTACHMENT 9.7**AREA WALK-BY CHECKLIST**

Sheet 3 of 3

Status: Y ☒ N ☐ U ☐**Area Walk-By Checklist (AWC) AWC- 030**Location: Bldg. RB Floor El. 242 Room, Area Col. 1, Line R

8. Have you looked for and found no other seismic conditions that could adversely affect the safety functions of the equipment in the area?

Y ☒ N ☐ U ☐

No other seismic conditions that could adversely affect the safety functions of the equipment in the area were found.

Comments (Additional pages may be added as necessary)

Evaluated by: Pouria PourghobadiDate: 9/25/12

Donald Koberg



9/25/12

ATTACHMENT 9.7**AREA WALK-BY CHECKLIST**

Sheet 1 of 4

Status: Y ☒ N ☐ U ☐**Area Walk-By Checklist (AWC) AWC- 031**Location: Bldg. RB Floor El. 227 Room, Area¹ Col. 3, Line P, RCIC Pump Room**SWEL Components: SWEL1- 166****Instructions for Completing Checklist**

This checklist may be used to document the results of the Area Walk-By near one or more SWEL items. The space below each of the following questions may be used to record the results of judgments and findings. Additional space is provided at the end of this checklist for documenting other comments.

1. Does anchorage of equipment in the area appear to be free of potentially adverse seismic conditions (if visible without necessarily opening cabinets)?

Y ☒ N ☐ U ☐ N/A ☐

The anchorage of equipment in the area appears to be free of potentially adverse seismic conditions.

2. Does anchorage of equipment in the area appear to be free of significant degraded conditions?

Y ☒ N ☐ U ☐ N/A ☐

The anchorage of equipment in the area appears to be free of significant degraded conditions.

3. Based on a visual inspection from the floor, do the cable/conduit raceways and HVAC ducting appear to be free of potentially adverse seismic conditions (e.g., condition of supports is adequate and fill conditions of cable trays appear to be inside acceptable limits)?

Y ☒ N ☐ U ☐ N/A ☐

See comments.

¹ If the room in which the SWEL item is located is very large (e.g., Turbine Hall), the area selected should be described. This selected area should be based on judgment, e.g., on the order of about 35 feet from the SWEL item.

ATTACHMENT 9.7**AREA WALK-BY CHECKLIST**

Sheet 2 of 4

Status: Y ☒ N ☐ U ☐**Area Walk-By Checklist (AWC) AWC- 031**Location: Bldg. RB Floor El. 227 Room, Area Col. 3, Line P, RCIC Pump Room

4. Does it appear that the area is free of potentially adverse seismic spatial interactions with other equipment in the area (e.g., ceiling tiles and lighting)?

Y ☒ N ☐ U ☐ N/A ☐*See comments.*

5. Does it appear that the area is free of potentially adverse seismic interactions that could cause flooding or spray in the area?

Y ☒ N ☐ U ☐ N/A ☐*Sprinkler system in the area is adequately supported.*

6. Does it appear that the area is free of potentially adverse seismic interactions that could cause a fire in the area?

Y ☒ N ☐ U ☐ N/A ☐*It appears the area is free of potentially adverse seismic interactions that could cause a fire in the area.*

7. Does it appear that the area is free of potentially adverse seismic interactions associated with housekeeping practices, storage of portable equipment, and temporary installations (e.g., scaffolding, lead shielding)?

Y ☒ N ☐ U ☐ N/A ☐*Temporary scaffolding is present and well secured. Temporary tools are well secured.*

ATTACHMENT 9.7

AREA WALK-BY CHECKLIST

Sheet 3 of 4

Status: Y ☒ N ☐ U ☐Area Walk-By Checklist (AWC) AWC- 031Location: Bldg. RB Floor El. 227 Room, Area Col. 3, Line P, RCIC Pump Room

8. Have you looked for and found no other seismic conditions that could adversely affect the safety functions of the equipment in the area? Y ☒ N ☐ U ☐

No other seismic conditions that could adversely affect the safety functions of the equipment in the area were found.

Comments (Additional pages may be added as necessary)

RCIC VAC pump to turbine pipe is supported approximately 20 inches above room floor with no lateral support on the vertical span extending from elevations 227' to 242'. Not an adverse seismic interaction.

The turbine exhaust pipe is supported at approximately 40 inches above room floor and appears to have been in contact with conduit 1CC594RU3, 9 feet above the support, which has created a dent on the pipe insulation. The indentation on the pipe insulation is minor and the conduit is rigid. Not and adverse seismic interaction. The pipe support is PFSK-1963 which limits thermal expansion/seismic movement of the RCIC line.

The site personnel were notified of the conditions immediately.

Evaluated by: Pouria PourghobadiDate: 9/24/12Donald Koberg9/24/12

ATTACHMENT 9.7

AREA WALK-BY CHECKLIST

Sheet 4 of 4

Status: Y ☒ N ☐ U ☐Area Walk-By Checklist (AWC) AWC- 031Location: Bldg. RB Floor El. 227 Room, Area Col. 3, Line P, RCIC Pump RoomSWEL Components: SWEL1- 166

Photographs



Note: *Unsupported vertical pipes and pipe/conduit interaction point.*

Note:

ATTACHMENT 9.7**AREA WALK-BY CHECKLIST**

Sheet 1 of 3

Status: Y ☒ N ☐ U ☐**Area Walk-By Checklist (AWC) AWC- 032**Location: Bldg. RB Floor El. 227 Room, Area¹ Col. 3, Line A, RHR Pump**SWEL Components: SWEL1- 123, 171****Instructions for Completing Checklist**

This checklist may be used to document the results of the Area Walk-By near one or more SWEL items. The space below each of the following questions may be used to record the results of judgments and findings. Additional space is provided at the end of this checklist for documenting other comments.

1. Does anchorage of equipment in the area appear to be free of potentially adverse seismic conditions (if visible without necessarily opening cabinets)?

Y ☒ N ☐ U ☐ N/A ☐

The anchorage of equipment in the area appears to be free of potentially adverse seismic conditions.

2. Does anchorage of equipment in the area appear to be free of significant degraded conditions?

Y ☒ N ☐ U ☐ N/A ☐

The anchorage of equipment in the area appears to be free of significant degraded conditions.

3. Based on a visual inspection from the floor, do the cable/conduit raceways and HVAC ducting appear to be free of potentially adverse seismic conditions (e.g., condition of supports is adequate and fill conditions of cable trays appear to be inside acceptable limits)?

Y ☒ N ☐ U ☐ N/A ☐

The cable/conduit raceways and HVAC ducting appear to be free of potentially adverse seismic conditions.

¹ If the room in which the SWEL item is located is very large (e.g., Turbine Hall), the area selected should be described. This selected area should be based on judgment, e.g., on the order of about 35 feet from the SWEL item.

ATTACHMENT 9.7

AREA WALK-BY CHECKLIST

Sheet 2 of 3

Status: Y ☒ N ☐ U ☐Area Walk-By Checklist (AWC) AWC- 032Location: Bldg. RB Floor El. 227 Room, Area Col. 3, Line A, RHR Pump

4. Does it appear that the area is free of potentially adverse seismic spatial interactions with other equipment in the area (e.g., ceiling tiles and lighting)?

Y ☒ N ☐ U ☐ N/A ☐

It appears the area is free of potentially adverse seismic spatial interactions with other equipment in the area.

5. Does it appear that the area is free of potentially adverse seismic interactions that could cause flooding or spray in the area?

Y ☒ N ☐ U ☐ N/A ☐

It appears the area is free of potentially adverse seismic interactions that could cause flooding or spray in the area.

6. Does it appear that the area is free of potentially adverse seismic interactions that could cause a fire in the area?

Y ☒ N ☐ U ☐ N/A ☐

It appears the area is free of potentially adverse seismic interactions that could cause a fire in the area.

7. Does it appear that the area is free of potentially adverse seismic interactions associated with housekeeping practices, storage of portable equipment, and temporary installations (e.g., scaffolding, lead shielding)?

Y ☒ N ☐ U ☐ N/A ☐

It appears the area is free of potentially adverse seismic interactions associated with housekeeping practices, storage of portable equipment, and temporary installations.

ATTACHMENT 9.7**AREA WALK-BY CHECKLIST**

Sheet 3 of 3

Status: Y ☒ N ☐ U ☐**Area Walk-By Checklist (AWC) AWC- 032**Location: Bldg. RB Floor El. 227 Room, Area Col. 3, Line A, RHR Pump

8. Have you looked for and found no other seismic conditions that could adversely affect the safety functions of the equipment in the area?

Y ☒ N ☐ U ☐

No other seismic conditions that could adversely affect the safety functions of the equipment in the area were found.

Comments (Additional pages may be added as necessary)Evaluated by: Pouria PourghobadiDate: 9/24/12Donald Koberg9/24/12

ATTACHMENT 9.7**AREA WALK-BY CHECKLIST**

Sheet 1 of 4

Status: Y ☒ N ☐ U ☐**Area Walk-By Checklist (AWC) AWC- 033**Location: Bldg. RR Floor El. 284'8" Room, Area¹ Relay Room Col. 9-11, Line F-G**SWEL Components: SWEL1- 053, 056, 445, 457****Instructions for Completing Checklist**

This checklist may be used to document the results of the Area Walk-By near one or more SWEL items. The space below each of the following questions may be used to record the results of judgments and findings. Additional space is provided at the end of this checklist for documenting other comments.

1. Does anchorage of equipment in the area appear to be free of potentially adverse seismic conditions (if visible without necessarily opening cabinets)?

Y ☒ N ☐ U ☐ N/A ☐

The anchorage of equipment in the area appears to be free of potentially adverse seismic conditions.

2. Does anchorage of equipment in the area appear to be free of significant degraded conditions?

Y ☒ N ☐ U ☐ N/A ☐

The anchorage of equipment in the area appears to be free of significant degraded conditions.

3. Based on a visual inspection from the floor, do the cable/conduit raceways and HVAC ducting appear to be free of potentially adverse seismic conditions (e.g., condition of supports is adequate and fill conditions of cable trays appear to be inside acceptable limits)?

Y ☒ N ☐ U ☐ N/A ☐

The cable/conduit raceways and HVAC ducting appear to be free of potentially adverse seismic conditions.

¹ If the room in which the SWEL item is located is very large (e.g., Turbine Hall), the area selected should be described. This selected area should be based on judgment, e.g., on the order of about 35 feet from the SWEL item.

ATTACHMENT 9.7**AREA WALK-BY CHECKLIST**

Sheet 2 of 4

Status: Y ☒ N ☐ U ☐**Area Walk-By Checklist (AWC) AWC- 033**Location: Bldg. RR Floor El. 284'8" Room, Area Relay Room Col. 9-11, Line F-G

4. Does it appear that the area is free of potentially adverse seismic spatial interactions with other equipment in the area (e.g., ceiling tiles and lighting)?

Y ☒ N ☐ U ☐ N/A ☐

It appears the area is free of potentially adverse seismic spatial interactions with other equipment in the area.

5. Does it appear that the area is free of potentially adverse seismic interactions that could cause flooding or spray in the area?

Y ☒ N ☐ U ☐ N/A ☐

It appears the area is free of potentially adverse seismic interactions that could cause flooding or spray in the area.

6. Does it appear that the area is free of potentially adverse seismic interactions that could cause a fire in the area?

Y ☒ N ☐ U ☐ N/A ☐

It appears the area is free of potentially adverse seismic interactions that could cause a fire in the area.

7. Does it appear that the area is free of potentially adverse seismic interactions associated with housekeeping practices, storage of portable equipment, and temporary installations (e.g., scaffolding, lead shielding)?

Y ☒ N ☐ U ☐ N/A ☐

It appears the area is free of potentially adverse seismic interactions associated with housekeeping practices, storage of portable equipment, and temporary installations.

ATTACHMENT 9.7**AREA WALK-BY CHECKLIST**

Sheet 3 of 4

Status: Y ☒ N ☐ U ☐**Area Walk-By Checklist (AWC) AWC- 033**Location: Bldg. RR Floor El. 284'8" Room, Area Relay Room Col. 9-11, Line F-G

8. Have you looked for and found no other seismic conditions that could adversely affect the safety functions of the equipment in the area?

Y ☒ N ☐ U ☐


No other seismic conditions that could adversely affect the safety functions of the equipment in the area were found.

Comments (Additional pages may be added as necessary)

Evaluated by: Pouria PourghobadiDate: 9/24/12Donald Koberg9/24/12

ATTACHMENT 9.7**AREA WALK-BY CHECKLIST**

Sheet 4 of 4

Status: Y ☒ N ☐ U ☐**Area Walk-By Checklist (AWC) AWC- 033**Location: Bldg. RR Floor El. 242'8" Room, Area Control Room Ventilation Exhaust Fan A**SWEL Components: SWEL1- 053, 056, 445, 457****Photographs****Note:** *CO₂ Sprinkler System***Note:**

ATTACHMENT 9.7

AREA WALK-BY CHECKLIST

Sheet 1 of 4

Status: Y ☒ N ☐ U ☐Area Walk-By Checklist (AWC) AWC- 034Location: Bldg. SG Floor El. 272 Room, Area¹ Standby Gas, Col. 1, Line YSWEL Components: SWEL1- 001

Instructions for Completing Checklist

This checklist may be used to document the results of the Area Walk-By near one or more SWEL items. The space below each of the following questions may be used to record the results of judgments and findings. Additional space is provided at the end of this checklist for documenting other comments.

1. Does anchorage of equipment in the area appear to be free of potentially adverse seismic conditions (if visible without necessarily opening cabinets)? Y ☒ N ☐ U ☐ N/A ☐

The anchorage of equipment in the area appears to be free of potentially adverse seismic conditions.

2. Does anchorage of equipment in the area appear to be free of significant degraded conditions? Y ☒ N ☐ U ☐ N/A ☐

The anchorage of equipment in the area appears to be free of significant degraded conditions.

3. Based on a visual inspection from the floor, do the cable/conduit raceways and HVAC ducting appear to be free of potentially adverse seismic conditions (e.g., condition of supports is adequate and fill conditions of cable trays appear to be inside acceptable limits)? Y ☒ N ☐ U ☐ N/A ☐

Three pipes (two of which are copper pipes) are present in the area above the valve. The unsupported length does appear long enough to present a significant support issue. In a seismic event, the pipes are likely to fail, based on engineering judgment and the fact that the connections are soldered. The collapse of copper pipes on the valve (made of steel) will not result in damage to the valve. Hence, this is an industrial safety issue and not an adverse seismic interaction. Site personnel were notified immediately.

¹ If the room in which the SWEL item is located is very large (e.g., Turbine Hall), the area selected should be described. This selected area should be based on judgment, e.g., on the order of about 35 feet from the SWEL item.

ATTACHMENT 9.7**AREA WALK-BY CHECKLIST**

Sheet 2 of 4

Status: Y ☒ N ☐ U ☐**Area Walk-By Checklist (AWC) AWC- 034**Location: Bldg. SG Floor El. 272 Room, Area Standby Gas, Col. 1, Line Y

4. Does it appear that the area is free of potentially adverse seismic spatial interactions with other equipment in the area (e.g., ceiling tiles and lighting)?

Y ☒ N ☐ U ☐ N/A ☐

It appears the area is free of potentially adverse seismic spatial interactions with other equipment in the area.

5. Does it appear that the area is free of potentially adverse seismic interactions that could cause flooding or spray in the area?

Y ☒ N ☐ U ☐ N/A ☐

It appears the area is free of potentially adverse seismic interactions that could cause flooding or spray in the area.

6. Does it appear that the area is free of potentially adverse seismic interactions that could cause a fire in the area?

Y ☒ N ☐ U ☐ N/A ☐

It appears the area is free of potentially adverse seismic interactions that could cause a fire in the area.

7. Does it appear that the area is free of potentially adverse seismic interactions associated with housekeeping practices, storage of portable equipment, and temporary installations (e.g., scaffolding, lead shielding)?

Y ☒ N ☐ U ☐ N/A ☐

It appears the area is free of potentially adverse seismic interactions associated with housekeeping practices, storage of portable equipment, and temporary installations.

ATTACHMENT 9.7**AREA WALK-BY CHECKLIST**

Sheet 3 of 4

Status: Y ☒ N ☐ U ☐**Area Walk-By Checklist (AWC) AWC-034**Location: Bldg. SG Floor El. 272 Room, Area Standby Gas, Col. 1, Line Y

8. Have you looked for and found no other seismic conditions that could adversely affect the safety functions of the equipment in the area? Y ☒ N ☐ U ☐

No other seismic conditions that could adversely affect the safety functions of the equipment in the area were found.

Comments (Additional pages may be added as necessary)

Evaluated by: Pouria PourghobadiDate: 9/25/12

Donald Koberg

9/25/12

ATTACHMENT 9.7**AREA WALK-BY CHECKLIST**

Sheet 4 of 4

Status: Y ☒ N ☐ U ☐**Area Walk-By Checklist (AWC) AWC- 034**Location: Bldg. SG Floor El. 272 Room, Area Standby Gas, Col. 1, Line Y**SWEL Components: SWEL1- 001****Photographs****Note:** *Unsupported Pipe Spans***Note:**

ATTACHMENT 9.7**AREA WALK-BY CHECKLIST**

Sheet 1 of 3

Status: Y ☒ N ☐ U ☐**Area Walk-By Checklist (AWC) AWC- 035**Location: Bldg. ST Floor El. 252' Room, Area¹ ST 252'**SWEL Components: SWEL1- 335, 347****Instructions for Completing Checklist**

This checklist may be used to document the results of the Area Walk-By near one or more SWEL items. The space below each of the following questions may be used to record the results of judgments and findings. Additional space is provided at the end of this checklist for documenting other comments.

1. Does anchorage of equipment in the area appear to be free of potentially adverse seismic conditions (if visible without necessarily opening cabinets)?

Y ☒ N ☐ U ☐ N/A ☐

The anchorage of equipment in the area appears to be free of potentially adverse seismic conditions.

2. Does anchorage of equipment in the area appear to be free of significant degraded conditions?

Y ☒ N ☐ U ☐ N/A ☐

The anchorage of equipment in the area, around the SWEL item(s), appears to be free of significant degraded conditions.

3. Based on a visual inspection from the floor, do the cable/conduit raceways and HVAC ducting appear to be free of potentially adverse seismic conditions (e.g., condition of supports is adequate and fill conditions of cable trays appear to be inside acceptable limits)?

Y ☒ N ☐ U ☐ N/A ☐

The cable/conduit raceways and HVAC ducting appear to be free of potentially adverse seismic conditions.

¹ If the room in which the SWEL item is located is very large (e.g., Turbine Hall), the area selected should be described. This selected area should be based on judgment, e.g., on the order of about 35 feet from the SWEL item.

ATTACHMENT 9.7**AREA WALK-BY CHECKLIST**

Sheet 2 of 3

Status: Y ☒ N ☐ U ☐**Area Walk-By Checklist (AWC) AWC- 035**Location: Bldg. ST Floor El. 252' Room, Area ST 252'

4. Does it appear that the area is free of potentially adverse seismic spatial interactions with other equipment in the area (e.g., ceiling tiles and lighting)?

Y ☒ N ☐ U ☐ N/A ☐

It appears that the area is free of potentially adverse seismic spatial interactions with other equipment in the area.

5. Does it appear that the area is free of potentially adverse seismic interactions that could cause flooding or spray in the area?

Y ☒ N ☐ U ☐ N/A ☐

It appears that the area is free of potentially adverse seismic interactions that could cause flooding or spray in the area.

6. Does it appear that the area is free of potentially adverse seismic interactions that could cause a fire in the area?

Y ☒ N ☐ U ☐ N/A ☐

It appears that the area is free of potentially adverse seismic interactions that could cause a fire in the area.

7. Does it appear that the area is free of potentially adverse seismic interactions associated with housekeeping practices, storage of portable equipment, and temporary installations (e.g., scaffolding, lead shielding)?

Y ☒ N ☐ U ☐ N/A ☐

It appears that the area is free of potentially adverse seismic interactions associated with housekeeping practices, storage of portable equipment, and temporary installations.

ATTACHMENT 9.7**AREA WALK-BY CHECKLIST**

Sheet 3 of 3

Status: Y ☒ N ☐ U ☐**Area Walk-By Checklist (AWC) AWC- 035**Location: Bldg. ST Floor El. 252' Room, Area ST 252'


8. Have you looked for and found no other seismic conditions that could adversely affect the safety functions of the equipment in the area?

Y ☒ N ☐ U ☐

No other seismic conditions that could adversely affect the safety functions of the equipment in the area were found.

Comments (Additional pages may be added as necessary)

No additional comments.

Evaluated by: Harpreet GhumanDate: 10/01/2012Yaroslav Losev10/01/2012

ATTACHMENT 9.7**AREA WALK-BY CHECKLIST**

Sheet 1 of 4

Status: Y ☒ N ☐ U ☐Area Walk-By Checklist (AWC) AWC-036Location: Bldg. RB Floor El. 300 Room, Area Col. 2 Line RSWEL Components: SWEL1-438, 462**Instructions for Completing Checklist**

This checklist may be used to document the results of the Area Walk-By near one or more SWEL items. The space below each of the following questions may be used to record the results of judgments and findings. Additional space is provided at the end of this checklist for documenting other comments.

1. Does anchorage of equipment in the area appear to be free of potentially adverse seismic conditions (if visible without necessarily opening cabinets)? Y ☒ N ☐ U ☐ N/A ☐

2. Does anchorage of equipment in the area appear to be free of significant degraded conditions? Y ☒ N ☐ U ☐ N/A ☐

3. Based on a visual inspection from the floor, do the cable/conduit raceways and HVAC ducting appear to be free of potentially adverse seismic conditions (e.g., condition of supports is adequate and fill conditions of cable trays appear to be inside acceptable limits)? Y ☒ N ☐ U ☐ N/A ☐

ATTACHMENT 9.7**AREA WALK-BY CHECKLIST**

Sheet 2 of 4

Status: Y ☒ N ☐ U ☐**Area Walk-By Checklist (AWC) AWC-036**Location: Bldg. RB Floor El. 300 Room, Area Col. 2 Line R

4. Does it appear that the area is free of potentially adverse seismic spatial interactions with other equipment in the area (e.g., ceiling tiles and lighting)? Y ☒ N ☐ U ☐ N/A ☐
5. Does it appear that the area is free of potentially adverse seismic interactions that could cause flooding or spray in the area? Y ☒ N ☐ U ☐ N/A ☐
6. Does it appear that the area is free of potentially adverse seismic interactions that could cause a fire in the area? Y ☒ N ☐ U ☐ N/A ☐
7. Does it appear that the area is free of potentially adverse seismic interactions associated with housekeeping practices, storage of portable equipment, and temporary installations (e.g., scaffolding, lead shielding)? Y ☒ N ☐ U ☐ N/A ☐

ATTACHMENT 9.7

AREA WALK-BY CHECKLIST

Sheet 3 of 4

Status: Y ☒ N ☐ U ☐Area Walk-By Checklist (AWC) AWC-036Location: Bldg. RB Floor El. 300 Room, Area Col. 2 Line R

8. Have you looked for and found no other seismic conditions that could adversely affect the safety functions of the equipment in the area?

Y ☒ N ☐ U ☐

*There is a 2" DIA. DWBA (DW Breaking Air) copper line that is being hung with other lines whose U-bolt is loose. The adjacent (upstream and downstream) supports are secured and there is no possibility of line becoming free or overstressed. Support is approximately 87' above 292' , 1'-6" north and 2' west of 66HV-3B. * Ref. Col line W1). WR# 289378 is written to tighten nuts on 2" DIA. U-bolt.*

Comments (Additional pages may be added as necessary)

There is a light fixture hung with 2 chains(one on each end) above 1/4" tubing from gas cylinder labeled flammable; both chains/hooks would need to fail to have fixture fall on tubing-not credible seismic condition.

Evaluated by: Al G. PorchDate: 10/31/12C. Sawatzke10/31/12


ATTACHMENT 9.7

AREA WALK-BY CHECKLIST

Sheet 4 of 4

Status: Y ☒ N ☐ U ☐Area Walk-By Checklist (AWC) AWC-036Location: Bldg. RB Floor El. 300 Room, Area Col. 2 Line RSWEL Components: SWEL1-438, 462

Photographs



Note: Light fixture above 1/4" tubing from the gas tanks



Note: Light fixture above 1/4" tubing from the gas tanks

ATTACHMENT 9.7**AREA WALK-BY CHECKLIST**

Sheet 1 of 3

Status: Y ☒ N ☐ U ☐**Area Walk-By Checklist (AWC) AWC- 037**Location: Bldg. CR Floor El. 300 Room, Area 10F**SWEL Components: SWEL1- 052****Instructions for Completing Checklist**

This checklist may be used to document the results of the Area Walk-By near one or more SWEL items. The space below each of the following questions may be used to record the results of judgments and findings. Additional space is provided at the end of this checklist for documenting other comments.

1. Does anchorage of equipment in the area appear to be free of potentially adverse seismic conditions (if visible without necessarily opening cabinets)?

Y ☒ N ☐ U ☐ N/A ☐

2. Does anchorage of equipment in the area appear to be free of significant degraded conditions?

Y ☒ N ☐ U ☐ N/A ☐

3. Based on a visual inspection from the floor, do the cable/conduit raceways and HVAC ducting appear to be free of potentially adverse seismic conditions (e.g., condition of supports is adequate and fill conditions of cable trays appear to be inside acceptable limits)?

Y ☒ N ☐ U ☐ N/A ☐

ATTACHMENT 9.7**AREA WALK-BY CHECKLIST**

Sheet 2 of 3

Status: Y ☒ N ☐ U ☐**Area Walk-By Checklist (AWC) AWC- 037**Location: Bldg. CR Floor El. 300 Room, Area 10F

4. Does it appear that the area is free of potentially adverse seismic spatial interactions with other equipment in the area (e.g., ceiling tiles and lighting)?

Y ☒ N ☐ U ☐ N/A ☐

5. Does it appear that the area is free of potentially adverse seismic interactions that could cause flooding or spray in the area?

Y ☒ N ☐ U ☐ N/A ☐

6. Does it appear that the area is free of potentially adverse seismic interactions that could cause a fire in the area?

Y ☒ N ☐ U ☐ N/A ☐

7. Does it appear that the area is free of potentially adverse seismic interactions associated with housekeeping practices, storage of portable equipment, and temporary installations (e.g., scaffolding, lead shielding)?

Y ☒ N ☐ U ☐ N/A ☐

ATTACHMENT 9.7**AREA WALK-BY CHECKLIST**

Sheet 3 of 3

Status: Y ☒ N ☐ U ☐**Area Walk-By Checklist (AWC) AWC- 037**Location: Bldg. CR Floor El. 300 Room, Area 10F

8. Have you looked for and found no other seismic conditions that could adversely affect the safety functions of the equipment in the area?

Y ☒ N ☐ U ☐**Comments** (Additional pages may be added as necessary)

3/16" tubing connected to electrical device on RPV side of 02RV-71K is being pinched by grating and channel steel at elevation 282 (at flange connecting SRV to SRV discharge piping). The resolution to this deficiency is tracked through CR-JAF-2012-06495.

Evaluated by: Rick Casella*Rick Casella*Date: 9-28-12*A.C. Dorch*
Alan Porch9-28-12

ATTACHMENT 9.7**AREA WALK-BY CHECKLIST**

Sheet 1 of 5

Status: Y ☒ N ☐ U ☐**Area Walk-By Checklist (AWC) AWC-038**Location: Bldg. BR-1 Floor El. 272 Room, Area _____**SWEL Components: SWEL1- 448, 450****Instructions for Completing Checklist**

This checklist may be used to document the results of the Area Walk-By near one or more SWEL items. The space below each of the following questions may be used to record the results of judgments and findings. Additional space is provided at the end of this checklist for documenting other comments.

1. Does anchorage of equipment in the area appear to be free of potentially adverse seismic conditions (if visible without necessarily opening cabinets)? Y ☒ N ☐ U ☐ N/A ☐

2. Does anchorage of equipment in the area appear to be free of significant degraded conditions? Y ☒ N ☐ U ☐ N/A ☐

3. Based on a visual inspection from the floor, do the cable/conduit raceways and HVAC ducting appear to be free of potentially adverse seismic conditions (e.g., condition of supports is adequate and fill conditions of cable trays appear to be inside acceptable limits)? Y ☒ N ☐ U ☐ N/A ☐

ATTACHMENT 9.7**AREA WALK-BY CHECKLIST**

Sheet 2 of 5

Status: Y ☒ N ☐ U ☐**Area Walk-By Checklist (AWC) AWC- 038**Location: Bldg. BR-1 Floor El. 272 Room, Area _____

4. Does it appear that the area is free of potentially adverse seismic spatial interactions with other equipment in the area (e.g., ceiling tiles and lighting)? Y ☒ N ☐ U ☐ N/A ☐

5. Does it appear that the area is free of potentially adverse seismic interactions that could cause flooding or spray in the area? Y ☒ N ☐ U ☐ N/A ☐

6. Does it appear that the area is free of potentially adverse seismic interactions that could cause a fire in the area? Y ☒ N ☐ U ☐ N/A ☐

7. Does it appear that the area is free of potentially adverse seismic interactions associated with housekeeping practices, storage of portable equipment, and temporary installations (e.g., scaffolding, lead shielding)? Y ☒ N ☐ U ☐ N/A ☐

ATTACHMENT 9.7**AREA WALK-BY CHECKLIST**

Sheet 3 of 5

Status: Y ☒ N ☐ U ☐**Area Walk-By Checklist (AWC) AWC- 038**Location: Bldg. BR-1 Floor El. 272 Room, Area _____

8. Have you looked for and found no other seismic conditions that could adversely affect the safety functions of the equipment in the area? Y ☒ N ☐ U ☐



Comments (Additional pages may be added as necessary)

Cable trays 1TC268N and 1TX256N appear to be close to capacity. All cables are within the tray I.E. No over-hang and were well supported. No seismic concern.

Evaluated by: R Casella*Rich Casella*Date: 10-30-12*A Porch**A C. Danch*10-30-12


ATTACHMENT 9.7**AREA WALK-BY CHECKLIST**

Sheet 4 of 5

Status: Y ☒ N ☐ U ☐**Area Walk-By Checklist (AWC) AWC- 038**Location: Bldg. BR-1 Floor El. 272 Room, Area _____**SWEL Components: SWEL1- 448, 450****Photographs****Note:** Cable trays**Note:** Cable trays

ATTACHMENT 9.7**AREA WALK-BY CHECKLIST**

Sheet 5 of 5

Status: Y ☒ N ☐ U ☐**Area Walk-By Checklist (AWC) AWC- 038**Location: Bldg. BR-1 Floor El. 272 Room, Area _____**SWEL Components: SWEL1- 448, 450****Note:** Cable trays**Note:**

ATTACHMENT 9.7**AREA WALK-BY CHECKLIST**

Sheet 1 of 3

Status: Y ☒ N ☐ U ☐**Area Walk-By Checklist (AWC) AWC-039**Location: Bldg. W. EB Floor El. 272' Room, Area¹ Col A1 Line 18.5**SWEL Components: SWEL1- 474****Instructions for Completing Checklist**

This checklist may be used to document the results of the Area Walk-By near one or more SWEL items. The space below each of the following questions may be used to record the results of judgments and findings. Additional space is provided at the end of this checklist for documenting other comments.

1. Does anchorage of equipment in the area appear to be free of potentially adverse seismic conditions (if visible without necessarily opening cabinets)?

Y ☒ N ☐ U ☐ N/A ☐

The anchorage of equipment in the area appears to be free of potentially adverse seismic conditions.

2. Does anchorage of equipment in the area appear to be free of significant degraded conditions?

Y ☒ N ☐ U ☐ N/A ☐

The anchorage of equipment in the area, around the SWEL item(s), appears to be free of significantly degraded conditions.

3. Based on a visual inspection from the floor, do the cable/conduit raceways and HVAC ducting appear to be free of potentially adverse seismic conditions (e.g., condition of supports is adequate and fill conditions of cable trays appear to be inside acceptable limits)?

Y ☒ N ☐ U ☐ N/A ☐

The cable/conduit raceways and HVAC ducting appear to be free of potentially adverse seismic conditions.

¹ If the room in which the SWEL item is located is very large (e.g., Turbine Hall), the area selected should be described. This selected area should be based on judgment, e.g., on the order of about 35 feet from the SWEL item.

ATTACHMENT 9.7**AREA WALK-BY CHECKLIST**

Sheet 2 of 3

Status: Y ☒ N ☐ U ☐**Area Walk-By Checklist (AWC) AWC-039**Location: Bldg. EB Floor El. 272' Room, Area Col A1 Line 18.5

4. Does it appear that the area is free of potentially adverse seismic spatial interactions with other equipment in the area (e.g., ceiling tiles and lighting)?

Y ☒ N ☐ U ☐ N/A ☐

It appears that the area is free of potentially adverse seismic spatial interactions with other equipment in the area.

5. Does it appear that the area is free of potentially adverse seismic interactions that could cause flooding or spray in the area?

Y ☒ N ☐ U ☐ N/A ☐

It appears that the area is free of potentially adverse seismic interactions that could cause flooding or spray in the area.

6. Does it appear that the area is free of potentially adverse seismic interactions that could cause a fire in the area?

Y ☒ N ☐ U ☐ N/A ☐

It appears that the area is free of potentially adverse seismic interactions that could cause a fire in the area.

7. Does it appear that the area is free of potentially adverse seismic interactions associated with housekeeping practices, storage of portable equipment, and temporary installations (e.g., scaffolding, lead shielding)?

Y ☒ N ☐ U ☐ N/A ☐

ATTACHMENT 9.7**AREA WALK-BY CHECKLIST**

Sheet 3 of 3


Status: Y ☒ N ☐ U ☐**Area Walk-By Checklist (AWC) AWC-039**Location: Bldg. EB Floor El. 272' Room, Area Col A1 Line 18.5

8. Have you looked for and found no other seismic conditions that could adversely affect the safety functions of the equipment in the area? Y ☒ N ☐ U ☐


No other seismic conditions that could adversely affect the safety functions of the equipment in the area were found.

Comments (Additional pages may be added as necessary)

No additional comments.

Evaluated by: Harpreet GhumanDate: 09/28/2012

Yaroslav Losev



09/28/2012

ATTACHMENT 9.7**AREA WALK-BY CHECKLIST**

Sheet 1 of 3

Status: Y ☒ N ☐ U ☐**Area Walk-By Checklist (AWC)** AWC-040Location: Bldg. W. EB Floor El. 272 Room, Area Col. A1 Line 18**SWEL Components:** SWEL1-487**Instructions for Completing Checklist**

This checklist may be used to document the results of the Area Walk-By near one or more SWEL items. The space below each of the following questions may be used to record the results of judgments and findings. Additional space is provided at the end of this checklist for documenting other comments.

1. Does anchorage of equipment in the area appear to be free of potentially adverse seismic conditions (if visible without necessarily opening cabinets)? Y ☒ N ☐ U ☐ N/A ☐

2. Does anchorage of equipment in the area appear to be free of significant degraded conditions? Y ☒ N ☐ U ☐ N/A ☐

3. Based on a visual inspection from the floor, do the cable/conduit raceways and HVAC ducting appear to be free of potentially adverse seismic conditions (e.g., condition of supports is adequate and fill conditions of cable trays appear to be inside acceptable limits)? Y ☒ N ☐ U ☐ N/A ☐

ATTACHMENT 9.7**AREA WALK-BY CHECKLIST**

Sheet 2 of 3

Status: Y ☒ N ☐ U ☐**Area Walk-By Checklist (AWC) AWC-040**Location: Bldg. W. EB Floor El. 272 Room, Area Col. A1 Line 18

4. Does it appear that the area is free of potentially adverse seismic spatial interactions with other equipment in the area (e.g., ceiling tiles and lighting)? Y ☒ N ☐ U ☐ N/A ☐
5. Does it appear that the area is free of potentially adverse seismic interactions that could cause flooding or spray in the area? Y ☒ N ☐ U ☐ N/A ☐
6. Does it appear that the area is free of potentially adverse seismic interactions that could cause a fire in the area? Y ☒ N ☐ U ☐ N/A ☐
7. Does it appear that the area is free of potentially adverse seismic interactions associated with housekeeping practices, storage of portable equipment, and temporary installations (e.g., scaffolding, lead shielding)? Y ☒ N ☐ U ☐ N/A ☐

ATTACHMENT 9.7**AREA WALK-BY CHECKLIST**

Sheet 3 of 3

Status: Y ☒ N ☐ U ☐**Area Walk-By Checklist (AWC) AWC-040**Location: Bldg. W. EB Floor El. 272 Room, Area Col. A1 Line 18

8. Have you looked for and found no other seismic conditions that could adversely affect the safety functions of the equipment in the area?

Y ☒ N ☐ U ☐**Comments** (Additional pages may be added as necessary)Evaluated by: Al G. PorchDate: 11/1/12C. Sawatzke11/1/12

ATTACHMENT 9.7**AREA WALK-BY CHECKLIST**

Sheet 1 of 3

Status: Y ☒ N ☐ U ☐**Area Walk-By Checklist (AWC) AWC-041**Location: Bldg. RB Floor El. 300 Room, Area¹ Col. 6 line R**SWEL Components: SWEL1- 439****Instructions for Completing Checklist**

This checklist may be used to document the results of the Area Walk-By near one or more SWEL items. The space below each of the following questions may be used to record the results of judgments and findings. Additional space is provided at the end of this checklist for documenting other comments.

1. Does anchorage of equipment in the area appear to be free of potentially adverse seismic conditions (if visible without necessarily opening cabinets)?

Y ☒ N ☐ U ☐ N/A ☐

2. Does anchorage of equipment in the area appear to be free of significant degraded conditions?

Y ☒ N ☐ U ☐ N/A ☐

3. Based on a visual inspection from the floor, do the cable/conduit raceways and HVAC ducting appear to be free of potentially adverse seismic conditions (e.g., condition of supports is adequate and fill conditions of cable trays appear to be inside acceptable limits)?

Y ☒ N ☐ U ☐ N/A ☐

¹ If the room in which the SWEL item is located is very large (e.g., Turbine Hall), the area selected should be described. This selected area should be based on judgment, e.g., on the order of about 35 feet from the SWEL item.

ATTACHMENT 9.7**AREA WALK-BY CHECKLIST**

Sheet 2 of 3

Status: Y ☒ N ☐ U ☐**Area Walk-By Checklist (AWC) AWC-041**Location: Bldg. RB Floor El. 300 Room, Area Col 6 Line R

4. Does it appear that the area is free of potentially adverse seismic spatial interactions with other equipment in the area (e.g., ceiling tiles and lighting)?

Y ☒ N ☐ U ☐ N/A ☐*See comments*

5. Does it appear that the area is free of potentially adverse seismic interactions that could cause flooding or spray in the area?

Y ☒ N ☐ U ☐ N/A ☐

6. Does it appear that the area is free of potentially adverse seismic interactions that could cause a fire in the area?

Y ☒ N ☐ U ☐ N/A ☐*See comments*

7. Does it appear that the area is free of potentially adverse seismic interactions associated with housekeeping practices, storage of portable equipment, and temporary installations (e.g., scaffolding, lead shielding)?

Y ☒ N ☐ U ☐ N/A ☐

ATTACHMENT 9.7

AREA WALK-BY CHECKLIST

Sheet 3 of 3

Status: Y ☒ N ☐ U ☐Area Walk-By Checklist (AWC) AWC-041Location: Bldg. RB Floor El. 300 Room, Area Col 6 line R

8. Have you looked for and found no other seismic conditions that could adversely affect the safety functions of the equipment in the area? Y ☒ N ☐ U ☐

Comments (Additional pages may be added as necessary)

There is a light fixture (hung by one chain at each end) above 1/4" tubing to gas cylinders labeled flammable. Both chains would have to fail to allow the fixture to fall onto the tubing. This is not a credible seismic concern.

Evaluated by: A PorchDate: 10-31-12C Sawatzke10-31-12

ATTACHMENT 9.7**AREA WALK-BY CHECKLIST**

Sheet 1 of 4

Status: Y ☒ N ☐ U ☐**Area Walk-By Checklist (AWC) AWC-042**Location: Bldg. RB Floor El. 272 Room, Area Col. 1.5 Line W**SWEL Components: SWEL1-481****Instructions for Completing Checklist**

This checklist may be used to document the results of the Area Walk-By near one or more SWEL items. The space below each of the following questions may be used to record the results of judgments and findings. Additional space is provided at the end of this checklist for documenting other comments.

1. Does anchorage of equipment in the area appear to be free of potentially adverse seismic conditions (if visible without necessarily opening cabinets)? Y ☒ N ☐ U ☐ N/A ☐

2. Does anchorage of equipment in the area appear to be free of significant degraded conditions? Y ☒ N ☐ U ☐ N/A ☐

3. Based on a visual inspection from the floor, do the cable/conduit raceways and HVAC ducting appear to be free of potentially adverse seismic conditions (e.g., condition of supports is adequate and fill conditions of cable trays appear to be inside acceptable limits)? Y ☒ N ☐ U ☐ N/A ☐

ATTACHMENT 9.7**AREA WALK-BY CHECKLIST**

Sheet 2 of 4

Status: Y ☒ N ☐ U ☐**Area Walk-By Checklist (AWC) AWC-042**Location: Bldg. RB Floor El. 272 Room, Area Col. 1.5 Line W

4. Does it appear that the area is free of potentially adverse seismic spatial interactions with other equipment in the area (e.g., ceiling tiles and lighting)?

Y ☒ N ☐ U ☐ N/A ☐

5. Does it appear that the area is free of potentially adverse seismic interactions that could cause flooding or spray in the area?

Y ☒ N ☐ U ☐ N/A ☐

6. Does it appear that the area is free of potentially adverse seismic interactions that could cause a fire in the area?

Y ☒ N ☐ U ☐ N/A ☐

7. Does it appear that the area is free of potentially adverse seismic interactions associated with housekeeping practices, storage of portable equipment, and temporary installations (e.g., scaffolding, lead shielding)?

Y ☒ N ☐ U ☐ N/A ☐

ATTACHMENT 9.7

AREA WALK-BY CHECKLIST

Sheet 3 of 4


Status: Y ☒ N ☐ U ☐Area Walk-By Checklist (AWC) AWC-042Location: Bldg. RB Floor El. 272 Room, Area Col. 1.5 Line W

8. Have you looked for and found no other seismic conditions that could adversely affect the safety functions of the equipment in the area?

Y ☒ N ☐ U ☐


*There is a 2" DIA. DWBA (DW Breathing Air) copper line that is being hung with other lines on a common structural angle member, the U bolt on the copper line is loose. The adjacent (upstream and downstream) supports are secured and there is no possibility of line becoming free or overstressed. Support is approximately 87" above 292', 1'-6" north and 2' west of 66HV-3B. * Ref. Col line W1). WR# 289378 is written to tighten nuts on 2" DIA. U-bolt. No credible impact on safety function of any equipment in the area.*

Comments (Additional pages may be added as necessary)

Evaluated by: Al G. PorchDate: 11/1/12C. Sawatzke11/1/12

ATTACHMENT 9.7**AREA WALK-BY CHECKLIST**

Sheet 4 of 4

Status: Y ☒ N ☐ U ☐**Area Walk-By Checklist (AWC) AWC-042**Location: Bldg. RB Floor El. 272 Room, Area Col. 1.5 Line W**SWEL Components: SWEL1-481****Photographs****Note:** *Loose nuts on the U-bolt connection.***Note:**

ATTACHMENT 9.7**AREA WALK-BY CHECKLIST**

Sheet 1 of 3

Status: Y ☒ N ☐ U ☐**Area Walk-By Checklist (AWC) AWC- 043**Location: Bldg. PC Floor El. 268 Room, Area Near 29AOV-80A**SWEL Components: SWEL1- 336, 343****Instructions for Completing Checklist**

This checklist may be used to document the results of the Area Walk-By near one or more SWEL items. The space below each of the following questions may be used to record the results of judgments and findings. Additional space is provided at the end of this checklist for documenting other comments.

1. Does anchorage of equipment in the area appear to be free of potentially adverse seismic conditions (if visible without necessarily opening cabinets)? Y ☒ N ☐ U ☐ N/A ☐

2. Does anchorage of equipment in the area appear to be free of significant degraded conditions? Y ☒ N ☐ U ☐ N/A ☐

3. Based on a visual inspection from the floor, do the cable/conduit raceways and HVAC ducting appear to be free of potentially adverse seismic conditions (e.g., condition of supports is adequate and fill conditions of cable trays appear to be inside acceptable limits)? Y ☒ N ☐ U ☐ N/A ☐
See tubing interaction item addressed on SWEL for 29AOV-80A (#343)

ATTACHMENT 9.7**AREA WALK-BY CHECKLIST**

Sheet 2 of 3

Status: Y ☒ N ☐ U ☐**Area Walk-By Checklist (AWC) AWC- 043**Location: Bldg. PC Floor El. 268 Room, Area Near 29AOV-80A

4. Does it appear that the area is free of potentially adverse seismic spatial interactions with other equipment in the area (e.g., ceiling tiles and lighting)? Y ☒ N ☐ U ☐ N/A ☐
5. Does it appear that the area is free of potentially adverse seismic interactions that could cause flooding or spray in the area? Y ☒ N ☐ U ☐ N/A ☐
6. Does it appear that the area is free of potentially adverse seismic interactions that could cause a fire in the area? Y ☒ N ☐ U ☐ N/A ☐
7. Does it appear that the area is free of potentially adverse seismic interactions associated with housekeeping practices, storage of portable equipment, and temporary installations (e.g., scaffolding, lead shielding)? Y ☒ N ☐ U ☐ N/A ☐

ATTACHMENT 9.7**AREA WALK-BY CHECKLIST**

Sheet 3 of 3

Status: Y ☒ N ☐ U ☐**Area Walk-By Checklist (AWC) AWC- 043**Location: Bldg. PC Floor El. 268 Room, Area Near 29AOV-80A

8. Have you looked for and found no other seismic conditions that could adversely affect the safety functions of the equipment in the area? Y ☒ N ☐ U ☐

Comments (Additional pages may be added as necessary)Evaluated by: Rick Casella*Rick Casella*Date: 9-28-12*Alan Porch*
Alan Porch*Alan Porch*9-28-12

ATTACHMENT 9.7**AREA WALK-BY CHECKLIST**

Sheet 1 of 3

Status: Y ☒ N ☐ U ☐Area Walk-By Checklist (AWC) AWC-044Location: Bldg. RB Floor El. 272 Room, Area West of Airlock**SWEL Components: SWEL1- 456****Instructions for Completing Checklist**

This checklist may be used to document the results of the Area Walk-By near one or more SWEL items. The space below each of the following questions may be used to record the results of judgments and findings. Additional space is provided at the end of this checklist for documenting other comments.

1. Does anchorage of equipment in the area appear to be free of potentially adverse seismic conditions (if visible without necessarily opening cabinets)?

Y ☒ N ☐ U ☐ N/A ☐

2. Does anchorage of equipment in the area appear to be free of significant degraded conditions?

Y ☒ N ☐ U ☐ N/A ☐

3. Based on a visual inspection from the floor, do the cable/conduit raceways and HVAC ducting appear to be free of potentially adverse seismic conditions (e.g., condition of supports is adequate and fill conditions of cable trays appear to be inside acceptable limits)?

Y ☒ N ☐ U ☐ N/A ☐

ATTACHMENT 9.7**AREA WALK-BY CHECKLIST**

Sheet 2 of 3

Status: Y ☒ N ☐ U ☐**Area Walk-By Checklist (AWC) AWC-044**Location: Bldg. RB Floor El. 272 Room, Area West of Airlock

4. Does it appear that the area is free of potentially adverse seismic spatial interactions with other equipment in the area (e.g., ceiling tiles and lighting)? Y ☒ N ☐ U ☐ N/A ☐
5. Does it appear that the area is free of potentially adverse seismic interactions that could cause flooding or spray in the area? Y ☒ N ☐ U ☐ N/A ☐
6. Does it appear that the area is free of potentially adverse seismic interactions that could cause a fire in the area? Y ☒ N ☐ U ☐ N/A ☐
7. Does it appear that the area is free of potentially adverse seismic interactions associated with housekeeping practices, storage of portable equipment, and temporary installations (e.g., scaffolding, lead shielding)? Y ☒ N ☐ U ☐ N/A ☐

ATTACHMENT 9.7**AREA WALK-BY CHECKLIST**


Sheet 3 of 3

Status: Y ☒ N ☐ U ☐**Area Walk-By Checklist (AWC) AWC-044**Location: Bldg. RB Floor El. 272 Room, Area: West of Airlock

8. Have you looked for and found no other seismic conditions that could adversely affect the safety functions of the equipment in the area? Y ☒ N ☐ U ☐

Comments (Additional pages may be added as necessary)

Crack in concrete floor at column line A3-28, Runs north/ south from north wall to the joint with the foundation for the RB

Evaluated by: C. SawatzkeDate: 9-28-12
Alan Porch9-28-12

ATTACHMENT 9.7**AREA WALK-BY CHECKLIST**

Sheet 1 of 3

Status: Y ☒ N ☐ U ☐**Area Walk-By Checklist (AWC) AWC- 045**Location: Bldg. SU Floor El. 260 Room, Area Col. 2 Line T**SWEL Components: SWEL1- 314****Instructions for Completing Checklist**

This checklist may be used to document the results of the Area Walk-By near one or more SWEL items. The space below each of the following questions may be used to record the results of judgments and findings. Additional space is provided at the end of this checklist for documenting other comments.

1. Does anchorage of equipment in the area appear to be free of potentially adverse seismic conditions (if visible without necessarily opening cabinets)?

Y ☐ N ☐ U ☐ N/A ☒

This equipment is located in Torus. There are no equipments in this area with anchorage.

2. Does anchorage of equipment in the area appear to be free of significant degraded conditions?

Y ☐ N ☐ U ☐ N/A ☒

This equipment is located in Torus. There are no equipments in this area with anchorage.

3. Based on a visual inspection from the floor, do the cable/conduit raceways and HVAC ducting appear to be free of potentially adverse seismic conditions (e.g., condition of supports is adequate and fill conditions of cable trays appear to be inside acceptable limits)?

Y ☐ N ☐ U ☐ N/A ☒

This equipment is located in Torus. There are no cable trays.

ATTACHMENT 9.7**AREA WALK-BY CHECKLIST**

Sheet 2 of 3

Status: Y ☒ N ☐ U ☐**Area Walk-By Checklist (AWC) AWC- 045**Location: Bldg. SU Floor El. 260 Room, Area Col. 2 Line T

4. Does it appear that the area is free of potentially adverse seismic spatial interactions with other equipment in the area (e.g., ceiling tiles and lighting)?

Y ☒ N ☐ U ☐ N/A ☐

5. Does it appear that the area is free of potentially adverse seismic interactions that could cause flooding or spray in the area?

Y ☒ N ☐ U ☐ N/A ☐

6. Does it appear that the area is free of potentially adverse seismic interactions that could cause a fire in the area?

Y ☒ N ☐ U ☐ N/A ☐

7. Does it appear that the area is free of potentially adverse seismic interactions associated with housekeeping practices, storage of portable equipment, and temporary installations (e.g., scaffolding, lead shielding)?

Y ☒ N ☐ U ☐ N/A ☐

ATTACHMENT 9.7**AREA WALK-BY CHECKLIST**

Sheet 3 of 3

Status: Y ☒ N ☐ U ☐**Area Walk-By Checklist (AWC) AWC- 045**Location: Bldg. SU Floor El. 260 Room, Area Col. 2 Line T

8. Have you looked for and found no other seismic conditions that could adversely affect the safety functions of the equipment in the area? Y ☐ N ☐ U ☒

Comments (Additional pages may be added as necessary)

Approximately 12' of 3/4" copper line is unsupported due to degraded unistrut supports. 1/8" clearance between 1CC584BV1 and 27AOV-116 motor. The possible seismic interaction is evaluated through LB- 03 and tracked through CR-JAF-2012-07069

Evaluated by: Rick Casella*Rick Casella*Date: 10-8-12*Alan Porch*
Alan Porch*Alan Porch*10-8-12

ATTACHMENT 9.7**AREA WALK-BY CHECKLIST**

Sheet 1 of 3

Status: Y ☒ N ☐ U ☐**Area Walk-By Checklist (AWC) AWC-046**Location: Bldg. RB Floor El. 242 Room, Area West Crescent**SWEL Components: SWEL1-452****Instructions for Completing Checklist**

This checklist may be used to document the results of the Area Walk-By near one or more SWEL items. The space below each of the following questions may be used to record the results of judgments and findings. Additional space is provided at the end of this checklist for documenting other comments.

1. Does anchorage of equipment in the area appear to be free of potentially adverse seismic conditions (if visible without necessarily opening cabinets)? Y ☒ N ☐ U ☐ N/A ☐
71BMCC-3 is anchored similar to 71BMCC-1.
Rack 25-50 cage bolted to floor and wall. Rack is adequately supported.
66UC-22A adequately supported.

2. Does anchorage of equipment in the area appear to be free of significant degraded conditions? Y ☒ N ☐ U ☐ N/A ☐
Mild surface corrosion on 66UC-22A mounting bolts. Not an adverse seismic condition.

3. Based on a visual inspection from the floor, do the cable/conduit raceways and HVAC ducting appear to be free of potentially adverse seismic conditions (e.g., condition of supports is adequate and fill conditions of cable trays appear to be inside acceptable limits)? Y ☒ N ☐ U ☐ N/A ☐

ATTACHMENT 9.7**AREA WALK-BY CHECKLIST**

Sheet 2 of 3

Status: Y ☒ N ☐ U ☐**Area Walk-By Checklist (AWC) AWC-046**Location: Bldg. RB Floor El. 242 Room, Area West Crescent

4. Does it appear that the area is free of potentially adverse seismic spatial interactions with other equipment in the area (e.g., ceiling tiles and lighting)?

Y ☒ N ☐ U ☐ N/A ☐

5. Does it appear that the area is free of potentially adverse seismic interactions that could cause flooding or spray in the area?

Y ☒ N ☐ U ☐ N/A ☐

6. Does it appear that the area is free of potentially adverse seismic interactions that could cause a fire in the area?

Y ☒ N ☐ U ☐ N/A ☐

7. Does it appear that the area is free of potentially adverse seismic interactions associated with housekeeping practices, storage of portable equipment, and temporary installations (e.g., scaffolding, lead shielding)?

Y ☒ N ☐ U ☐ N/A ☐

Portable HEPA Unit adjacent to MCC is adequately secured to handrail per Housekeeping Proc. AP-17.02. Verified non-credible seismic interactions.

ATTACHMENT 9.7**AREA WALK-BY CHECKLIST**

Sheet 3 of 3

Status: Y ☒ N ☐ U ☐**Area Walk-By Checklist (AWC) AWC-046**Location: Bldg. RB Floor El. 242 Room, Area West Crescent

8. Have you looked for and found no other seismic conditions that could adversely affect the safety functions of the equipment in the area?

Y ☒ N ☐ U ☐**Comments** (Additional pages may be added as necessary)

There is a light fixture hung with 2 chains (one on each end) above 1/4" tubing from gas cylinder labeled flammable; both chains/hooks would need to fail to have fixture fall on tubing- not a credible seismic condition.

Evaluated by: Rick Casella*Rick Casella*Date: 10/31/12Robert Kester*Robert Kester*10/31/12

ATTACHMENT 9.7**AREA WALK-BY CHECKLIST**

Sheet 1 of 3

Status: Y ☒ N ☐ U ☐**Area Walk-By Checklist (AWC) AWC- 047**Location: Bldg. PC Floor El. 290 Room, Area Vicinity of 13MOV-15**SWEL Components: SWEL1- 164****Instructions for Completing Checklist**

This checklist may be used to document the results of the Area Walk-By near one or more SWEL items. The space below each of the following questions may be used to record the results of judgments and findings. Additional space is provided at the end of this checklist for documenting other comments.

1. Does anchorage of equipment in the area appear to be free of potentially adverse seismic conditions (if visible without necessarily opening cabinets)? Y ☐ N ☐ U ☐ N/A ☒

This equipment is in the Drywell. There is no equipment in the area with anchorage.

2. Does anchorage of equipment in the area appear to be free of significant degraded conditions? Y ☐ N ☐ U ☐ N/A ☒

This equipment is in the Drywell. There is no equipment in the area with anchorage.

3. Based on a visual inspection from the floor, do the cable/conduit raceways and HVAC ducting appear to be free of potentially adverse seismic conditions (e.g., condition of supports is adequate and fill conditions of cable trays appear to be inside acceptable limits)? Y ☒ N ☐ U ☐ N/A ☐

ATTACHMENT 9.7**AREA WALK-BY CHECKLIST**

Sheet 2 of 3

Status: Y ☒ N ☐ U ☐**Area Walk-By Checklist (AWC) AWC- 047**Location: Bldg. PC Floor El. 290 Room, Area Vicinity of 13MOV-15

4. Does it appear that the area is free of potentially adverse seismic spatial interactions with other equipment in the area (e.g., ceiling tiles and lighting)? Y ☒ N ☐ U ☐ N/A ☐
5. Does it appear that the area is free of potentially adverse seismic interactions that could cause flooding or spray in the area? Y ☒ N ☐ U ☐ N/A ☐
6. Does it appear that the area is free of potentially adverse seismic interactions that could cause a fire in the area? Y ☒ N ☐ U ☐ N/A ☐
7. Does it appear that the area is free of potentially adverse seismic interactions associated with housekeeping practices, storage of portable equipment, and temporary installations (e.g., scaffolding, lead shielding)? Y ☒ N ☐ U ☐ N/A ☐

ATTACHMENT 9.7**AREA WALK-BY CHECKLIST**

Sheet 3 of 3

Status: Y ☒ N ☐ U ☐**Area Walk-By Checklist (AWC) AWC- 047**Location: Bldg. PC Floor El. 290 Room, Area Vicinity of 13MOV-15

8. Have you looked for and found no other seismic conditions that could adversely affect the safety functions of the equipment in the area? Y ☒ N ☐ U ☐

Comments (Additional pages may be added as necessary)Evaluated by: Rick Casella*Rick Casella*Date: 9-28-12Alan Porch*Alan Porch*9-28-12

ATTACHMENT 9.7**AREA WALK-BY CHECKLIST**

Sheet 1 of 4

Status: Y ☒ N ☐ U ☐**Area Walk-By Checklist (AWC) AWC- 048**Location: Bldg. BR Floor El. 282 Room, Area _____**SWEL Components: SWEL1- 516, 518, and 508****Instructions for Completing Checklist**

This checklist may be used to document the results of the Area Walk-By near one or more SWEL items. The space below each of the following questions may be used to record the results of judgments and findings. Additional space is provided at the end of this checklist for documenting other comments.

1. Does anchorage of equipment in the area appear to be free of potentially adverse seismic conditions (if visible without necessarily opening cabinets)? Y ☒ N ☐ U ☐ N/A ☐

2. Does anchorage of equipment in the area appear to be free of significant degraded conditions? Y ☒ N ☐ U ☐ N/A ☐

3. Based on a visual inspection from the floor, do the cable/conduit raceways and HVAC ducting appear to be free of potentially adverse seismic conditions (e.g., condition of supports is adequate and fill conditions of cable trays appear to be inside acceptable limits)? Y ☒ N ☐ U ☐ N/A ☐

ATTACHMENT 9.7**AREA WALK-BY CHECKLIST**

Sheet 2 of 4

Status: Y ☒ N ☐ U ☐**Area Walk-By Checklist (AWC) AWC- 048**Location: Bldg. BR Floor El. 282 Room, Area _____

4. Does it appear that the area is free of potentially adverse seismic spatial interactions with other equipment in the area (e.g., ceiling tiles and lighting)?

Y ☒ N ☐ U ☐ N/A ☐

Approximately 1/4" clearance between a 4" pipe running east-west and a junction box for conduit 1CC267RC1. Pipe penetration S-1653 through east wall is 42" from junction box. Not a seismic concern. 3 flexible conduit off the bottom of the box.

5. Does it appear that the area is free of potentially adverse seismic interactions that could cause flooding or spray in the area?

Y ☒ N ☐ U ☐ N/A ☐

6. Does it appear that the area is free of potentially adverse seismic interactions that could cause a fire in the area?

Y ☒ N ☐ U ☐ N/A ☐

7. Does it appear that the area is free of potentially adverse seismic interactions associated with housekeeping practices, storage of portable equipment, and temporary installations (e.g., scaffolding, lead shielding)?

Y ☒ N ☐ U ☐ N/A ☐

ATTACHMENT 9.7**AREA WALK-BY CHECKLIST**

Sheet 3 of 4

Status: Y ☒ N ☐ U ☐Area Walk-By Checklist (AWC) AWC- 048Location: Bldg. BR Floor El. 282 Room, Area _____

8. Have you looked for and found no other seismic conditions that could adversely affect the safety functions of the equipment in the area?

Y ☒ N ☐ U ☐Comments (Additional pages may be added as necessary)Evaluated by: R CasellaRich CasellaDate: 10-30-12A PorchA. C. Dorch10-30-12

ATTACHMENT 9.7**AREA WALK-BY CHECKLIST**

Sheet 4 of 4

Status: Y ☒ N ☐ U ☐**Area Walk-By Checklist (AWC) AWC- 048**Location: Bldg. BR Floor El. 282 Room, Area _____**SWEL Components: SWEL1- 516, 518, and 508****Photographs****Note:** Battery Room Elev. 282**Note:** Battery Room Elev. 282

ATTACHMENT 9.7

AREA WALK-BY CHECKLIST

Sheet 1 of 4

Status: Y ☒ N ☐ U ☐Area Walk-By Checklist (AWC) AWC- 049Location: Bldg. EG Floor El. 272 Room, Area¹ EDG A RoomSWEL Components: SWEL1- 581, 582, 624, 628, 642, 646, 662, 670, 674, 682, 577

Instructions for Completing Checklist

This checklist may be used to document the results of the Area Walk-By near one or more SWEL items. The space below each of the following questions may be used to record the results of judgments and findings. Additional space is provided at the end of this checklist for documenting other comments.

1. Does anchorage of equipment in the area appear to be free of potentially adverse seismic conditions (if visible without necessarily opening cabinets)? Y ☒ N ☐ U ☐ N/A ☐
Anchorage at sliding foot of 93WE-1A is missing washer under bolt (2 locations). However, head of bolt is contacting frame. No seismic concern.
2. Does anchorage of equipment in the area appear to be free of significant degraded conditions? Y ☒ N ☐ U ☐ N/A ☐
Minor hairline cracks in pedestal at 93TK-7A. (Note: previously addressed at 93TK-7B)
3. Based on a visual inspection from the floor, do the cable/conduit raceways and HVAC ducting appear to be free of potentially adverse seismic conditions (e.g., condition of supports is adequate and fill conditions of cable trays appear to be inside acceptable limits)? Y ☒ N ☐ U ☐ N/A ☐

¹ If the room in which the SWEL item is located is very large (e.g., Turbine Hall), the area selected should be described. This selected area should be based on judgment, e.g., on the order of about 35 feet from the SWEL item.

ATTACHMENT 9.7

AREA WALK-BY CHECKLIST

Sheet 2 of 4

Status: Y ☒ N ☐ U ☐**Area Walk-By Checklist (AWC) AWC- 049**

Location: Bldg. EG Floor El. 272 Room, Area EDG A Room

4. Does it appear that the area is free of potentially adverse seismic spatial interactions with other equipment in the area (e.g., ceiling tiles and lighting)?

Y ☒ N ☐ U ☐ N/A ☐

5. Does it appear that the area is free of potentially adverse seismic interactions that could cause flooding or spray in the area?

Y ☒ N ☐ U ☐ N/A ☐

6. Does it appear that the area is free of potentially adverse seismic interactions that could cause a fire in the area?

Y ☒ N ☐ U ☐ N/A ☐

7. Does it appear that the area is free of potentially adverse seismic interactions associated with housekeeping practices, storage of portable equipment, and temporary installations (e.g., scaffolding, lead shielding)?

Y ☒ N ☐ U ☐ N/A ☐

Loose nut on 1 of 2 bolts attaching "dirty rag" bin to south wall. No seismic concern. Bin has little mass and one bolt is tight.

ATTACHMENT 9.7

AREA WALK-BY CHECKLIST

Sheet 3 of 4

Status: Y ☒ N ☐ U ☐Area Walk-By Checklist (AWC) AWC- 049Location: Bldg. EG Floor El. 272 Room, Area EDG A Room

8. Have you looked for and found no other seismic conditions that could adversely affect the safety functions of the equipment in the area? Y ☒ N ☐ U ☐

Comments (Additional pages may be added as necessary)

Numerous cracks in concrete floor. Concern previously addressed in CR-JAF-2012-6345. Joint connecting masonry wall w/ concrete wall at NW corner of room has crack that extends from floor to ceiling. At 3 locations within bottom 8 feet of wall has grout missing (approx. 1/2" wide). Same condition exists on north side of room.

Evaluated by: R CasellaRich CasellaDate: 10-26-12A PorchA. C. Danch10-26-12


ATTACHMENT 9.7

AREA WALK-BY CHECKLIST

Sheet 4 of 4

Status: Y ☒ N ☐ U ☐Area Walk-By Checklist (AWC) AWC- 049Location: Bldg. EG Floor El. 272 Room, Area EDG A RoomSWEL Components: SWEL- 581, 582, 624, 628, 642, 646, 662, 670, 674, 682, 577

Photographs

**Note:** Bolt missing washer on 93 WE-1A**Note:** Masonry wall joint with approx. 1/2" cracks.

ATTACHMENT 9.7

AREA WALK-BY CHECKLIST

Sheet 1 of 4

Status: Y ☒ N ☐ U ☐Area Walk-By Checklist (AWC) AWC- 050Location: Bldg. EG Floor El. 272 Room, Area: EDG C RoomSWEL Components: SWEL1- 634, 658, 686

Instructions for Completing Checklist

This checklist may be used to document the results of the Area Walk-By near one or more SWEL items. The space below each of the following questions may be used to record the results of judgments and findings. Additional space is provided at the end of this checklist for documenting other comments.

1. Does anchorage of equipment in the area appear to be free of potentially adverse seismic conditions (if visible without necessarily opening cabinets)?

Y ☒ N ☐ U ☐ N/A ☐

Four 3/8" bolts spaced 9.5" on center anchoring 46FIS-102C to the floor (west side of the room) each have approximately 1 thread below full thread engagement. Not considered a seismic concern. The resolution to this deficiency is tracked through CR-JAF-2012-06345.

2. Does anchorage of equipment in the area appear to be free of significant degraded conditions?

Y ☒ N ☐ U ☐ N/A ☐

3. Based on a visual inspection from the floor, do the cable/conduit raceways and HVAC ducting appear to be free of potentially adverse seismic conditions (e.g., condition of supports is adequate and fill conditions of cable trays appear to be inside acceptable limits)?

Y ☒ N ☐ U ☐ N/A ☐

¹ If the room in which the SWEL item is located is very large (e.g., Turbine Hall), the area selected should be described. This selected area should be based on judgment, e.g., on the order of about 35 feet from the SWEL item.

ATTACHMENT 9.7**AREA WALK-BY CHECKLIST**

Sheet 2 of 4

Status: Y ☒ N ☐ U ☐**Area Walk-By Checklist (AWC) AWC-050**Location: Bldg. EG Floor El. 272 Room, Area EDG C Room

4. Does it appear that the area is free of potentially adverse seismic spatial interactions with other equipment in the area (e.g., ceiling tiles and lighting)?

Y ☒ N ☐ U ☐ N/A ☐

5. Does it appear that the area is free of potentially adverse seismic interactions that could cause flooding or spray in the area?

Y ☒ N ☐ U ☐ N/A ☐

6. Does it appear that the area is free of potentially adverse seismic interactions that could cause a fire in the area?

Y ☒ N ☐ U ☐ N/A ☐

7. Does it appear that the area is free of potentially adverse seismic interactions associated with housekeeping practices, storage of portable equipment, and temporary installations (e.g., scaffolding, lead shielding)?

Y ☒ N ☐ U ☐ N/A ☐

ATTACHMENT 9.7**AREA WALK-BY CHECKLIST**

Sheet 3 of 4

Status: Y ☒ N ☐ U ☐**Area Walk-By Checklist (AWC) AWC- 050**Location: Bldg. EG Floor El. 272 Room, Area EDG C Room

8. Have you looked for and found no other seismic conditions that could adversely affect the safety functions of the equipment in the area? Y ☒ N ☐ U ☐

1/4" Copper tubing from 93AC-C1 to 93EDG-23C is routed in tube track.

At the last section of the track the anchor to masonry wall is missing.

8-3/4" section of tube track is resting on 1/4" tubing. Not a seismic concern, but should be repaired.

The resolution to this deficiency is tracked through CR-JAF-2012-07963.

Comments (Additional pages may be added as necessary)

3/8" Hose from 93PS-1C is pinched against housing for 93MP-1C, "C" speed pickup sensor governor control (pinched at top west side of housing) Not a seismic concern

Evaluated by: R Casella*Rich Casella*Date: 10-26-12*A Porch**A. C. Danch*10-26-12

ATTACHMENT 9.7**AREA WALK-BY CHECKLIST**

Sheet 4 of 4

Status: Y ☒ N ☐ U ☐**Area Walk-By Checklist (AWC) AWC- 050**Location: Bldg. EG Floor El. 272 Room, Area EDG C Room**SWEL Components: SWEL1- 634, 658, 686****Photographs**

Note: 1/4" tubing along wall in tube track that is missing an anchor bolt



Note: 46FIS-102C anchorage. Less than full engagement by approx. 1 thread

ATTACHMENT 9.7**AREA WALK-BY CHECKLIST**

Sheet 1 of 3

Status: Y ☒ N ☐ U ☐**Area Walk-By Checklist (AWC) AWC- 051**Location: Bldg. EG Floor El. 272 Room, Area EDG-D room**SWEL Components: SWEL1- 635****Instructions for Completing Checklist**

This checklist may be used to document the results of the Area Walk-By near one or more SWEL items. The space below each of the following questions may be used to record the results of judgments and findings. Additional space is provided at the end of this checklist for documenting other comments.

1. Does anchorage of equipment in the area appear to be free of potentially adverse seismic conditions (if visible without necessarily opening cabinets)? Y ☒ N ☐ U ☐ N/A ☐

Minor hairline cracks at 2 of 4 bolts on each of 2 pedestals on 93TK-1D

2. Does anchorage of equipment in the area appear to be free of significant degraded conditions? Y ☒ N ☐ U ☐ N/A ☐

3. Based on a visual inspection from the floor, do the cable/conduit raceways and HVAC ducting appear to be free of potentially adverse seismic conditions (e.g., condition of supports is adequate and fill conditions of cable trays appear to be inside acceptable limits)? Y ☒ N ☐ U ☐ N/A ☐

ATTACHMENT 9.7**AREA WALK-BY CHECKLIST**

Sheet 2 of 3

Status: Y ☒ N ☐ U ☐**Area Walk-By Checklist (AWC) AWC- 051**Location: Bldg. EG Floor El. 272 Room, Area EDG-D room

4. Does it appear that the area is free of potentially adverse seismic spatial interactions with other equipment in the area (e.g., ceiling tiles and lighting)? Y ☒ N ☐ U ☐ N/A ☐
5. Does it appear that the area is free of potentially adverse seismic interactions that could cause flooding or spray in the area? Y ☒ N ☐ U ☐ N/A ☐
6. Does it appear that the area is free of potentially adverse seismic interactions that could cause a fire in the area? Y ☒ N ☐ U ☐ N/A ☐
7. Does it appear that the area is free of potentially adverse seismic interactions associated with housekeeping practices, storage of portable equipment, and temporary installations (e.g., scaffolding, lead shielding)? Y ☒ N ☐ U ☐ N/A ☐
-

ATTACHMENT 9.7**AREA WALK-BY CHECKLIST**

Sheet 3 of 3

Status: Y ☒ N ☐ U ☐**Area Walk-By Checklist (AWC) AWC- 051**Location: Bldg. EG Floor El. 272 Room, Area EDG-D room

8. Have you looked for and found no other seismic conditions that could adversely affect the safety functions of the equipment in the area? Y ☒ N ☐ U ☐

Comments (Additional pages may be added as necessary)

Crack in concrete floor at column line A3-28, Runs north/ south from north wall to the joint with the foundation for the EDG

Evaluated by: Rick Casella*Rick Casella*Date: 9-28-12*Alan Porch**Alan Porch*9-28-12

ATTACHMENT 9.7**AREA WALK-BY CHECKLIST**

Sheet 1 of 4

Status: Y ☒ N ☐ U ☐**Area Walk-By Checklist (AWC) AWC- 052**Location: Bldg. RB Floor El. 344 Room, Area "A" skimmer surge tank enclosure**SWEL Components: SWEL 2-003 and 2-004****Instructions for Completing Checklist**

This checklist may be used to document the results of the Area Walk-By near one or more SWEL items. The space below each of the following questions may be used to record the results of judgments and findings. Additional space is provided at the end of this checklist for documenting other comments.

1. Does anchorage of equipment in the area appear to be free of potentially adverse seismic conditions (if visible without necessarily opening cabinets)?

Y ☒ N ☐ U ☐ N/A ☐

2. Does anchorage of equipment in the area appear to be free of significant degraded conditions?

Y ☒ N ☐ U ☐ N/A ☐

See picture of instrumentation anchored to north wall of enclosure.

3. Based on a visual inspection from the floor, do the cable/conduit raceways and HVAC ducting appear to be free of potentially adverse seismic conditions (e.g., condition of supports is adequate and fill conditions of cable trays appear to be inside acceptable limits)?

Y ☒ N ☐ U ☐ N/A ☐

Conduit are adequately supported. There are no cable trays in the area.

ATTACHMENT 9.7

AREA WALK-BY CHECKLIST

Sheet 2 of 4

Status: Y ☒ N ☐ U ☐Area Walk-By Checklist (AWC) AWC- 052Location: Bldg. RB Floor El. 344 Room, Area "A" skimmer surge tank enclosure

4. Does it appear that the area is free of potentially adverse seismic spatial interactions with other equipment in the area (e.g., ceiling tiles and lighting)?

Y ☒ N ☐ U ☐ N/A ☐

Fluorescent light in the area is away from any SSCs, therefore there are no credible seismic interactions. The visible duct is supported by a larger size duct above it.

5. Does it appear that the area is free of potentially adverse seismic interactions that could cause flooding or spray in the area?

Y ☐ N ☐ U ☐ N/A ☒

6. Does it appear that the area is free of potentially adverse seismic interactions that could cause a fire in the area?

Y ☐ N ☐ U ☐ N/A ☒

7. Does it appear that the area is free of potentially adverse seismic interactions associated with housekeeping practices, storage of portable equipment, and temporary installations (e.g., scaffolding, lead shielding)?

Y ☐ N ☐ U ☐ N/A ☒

ATTACHMENT 9.7

AREA WALK-BY CHECKLIST

Sheet 3 of 4

Status: Y ☒ N ☐ U ☐Area Walk-By Checklist (AWC) AWC- 052Location: Bldg. RB Floor El. 344 Room, Area "A" skimmer surge tank enclosure

8. Have you looked for and found no other seismic conditions that could adversely affect the safety functions of the equipment in the area? Y ☒ N ☐ U ☐

Comments (Additional pages may be added as necessary)

The post for containment boundary marker is near the tube track. The large base on the post provides stability and the tube track is rigid, no cause for concern.

Conduit on east wall is well supported.

Evaluated by: Rick Casella*Rick Casella*Date: 9-28-12*A.C. Danch*
Alan Porch9-28-12

ATTACHMENT 9.7

AREA WALK-BY CHECKLIST

Sheet 4 of 4

Status: Y ☒ N ☐ U ☐Area Walk-By Checklist (AWC) AWC- 052Location: Bldg. RB Floor El. 344 Room, Area "A" skimmer surge tank enclosureSWEL Components: SWEL2-003 and 2-004

Photographs



Note: AWC-52

Note:

ATTACHMENT 9.7**AREA WALK-BY CHECKLIST**

Sheet 1 of 3

Status: Y ☒ N ☐ U ☐**Area Walk-By Checklist (AWC) AWC- 053**Location: Bldg. RB Floor El. 326 Room, Area Fuel pool heat exchanger room**SWEL Components: SWEL 2-005, 2-006, 2-007, 2-008, 2-009****Instructions for Completing Checklist**

This checklist may be used to document the results of the Area Walk-By near one or more SWEL items. The space below each of the following questions may be used to record the results of judgments and findings. Additional space is provided at the end of this checklist for documenting other comments.

1. Does anchorage of equipment in the area appear to be free of potentially adverse seismic conditions (if visible without necessarily opening cabinets)? Y ☒ N ☐ U ☐ N/A ☐

2. Does anchorage of equipment in the area appear to be free of significant degraded conditions? Y ☒ N ☐ U ☐ N/A ☐

3. Based on a visual inspection from the floor, do the cable/conduit raceways and HVAC ducting appear to be free of potentially adverse seismic conditions (e.g., condition of supports is adequate and fill conditions of cable trays appear to be inside acceptable limits)? Y ☒ N ☐ U ☐ N/A ☐

ATTACHMENT 9.7**AREA WALK-BY CHECKLIST**

Sheet 2 of 3

Status: Y ☒ N ☐ U ☐**Area Walk-By Checklist (AWC) AWC- 053**Location: Bldg. RB Floor El. 326 Room, Area Fuel pool heat exchanger room

4. Does it appear that the area is free of potentially adverse seismic spatial interactions with other equipment in the area (e.g., ceiling tiles and lighting)?

Y ☒ N ☐ U ☐ N/A ☐

2 fluorescent lights on north side would not damage items if they were to fall during a seismic event. Lights appear to be secure.

5. Does it appear that the area is free of potentially adverse seismic interactions that could cause flooding or spray in the area?

Y ☒ N ☐ U ☐ N/A ☐

6. Does it appear that the area is free of potentially adverse seismic interactions that could cause a fire in the area?

Y ☒ N ☐ U ☐ N/A ☐

7. Does it appear that the area is free of potentially adverse seismic interactions associated with housekeeping practices, storage of portable equipment, and temporary installations (e.g., scaffolding, lead shielding)?

Y ☒ N ☐ U ☐ N/A ☐

ATTACHMENT 9.7**AREA WALK-BY CHECKLIST**

Sheet 3 of 3

Status: Y ☒ N ☐ U ☐**Area Walk-By Checklist (AWC) AWC- 053**Location: Bldg. RB Floor El. 326 Room, Area Fuel pool heat exchanger room

8. Have you looked for and found no other seismic conditions that could adversely affect the safety functions of the equipment in the area?

Y ☒ N ☐ U ☐

*Flexible vertical conduit on the west side of pump A is well supported.
19FPS-318-tubing 3/8", will not be affected during a seismic event.*

Comments (Additional pages may be added as necessary)Evaluated by: Rick Casella*Rick Casella*Date: 9-28-12*Alan Porch*
Alan Porch*Alan Porch*9-28-12

ATTACHMENT 9.7**AREA WALK-BY CHECKLIST**

Sheet 1 of 3

Status: Y ☒ N ☐ U ☐**Area Walk-By Checklist (AWC) AWC- 054**Location: Bldg. PC Floor El. 292 Room, Area 02RV-71D cluster**SWEL Components: SWEL1- 011****Instructions for Completing Checklist**

This checklist may be used to document the results of the Area Walk-By near one or more SWEL items. The space below each of the following questions may be used to record the results of judgments and findings. Additional space is provided at the end of this checklist for documenting other comments.

1. Does anchorage of equipment in the area appear to be free of potentially adverse seismic conditions (if visible without necessarily opening cabinets)? Y ☐ N ☐ U ☐ N/A ☒

2. Does anchorage of equipment in the area appear to be free of significant degraded conditions? Y ☐ N ☐ U ☐ N/A ☒

3. Based on a visual inspection from the floor, do the cable/conduit raceways and HVAC ducting appear to be free of potentially adverse seismic conditions (e.g., condition of supports is adequate and fill conditions of cable trays appear to be inside acceptable limits)? Y ☒ N ☐ U ☐ N/A ☐

ATTACHMENT 9.7**AREA WALK-BY CHECKLIST**

Sheet 2 of 3

Status: Y ☒ N ☐ U ☐**Area Walk-By Checklist (AWC) AWC- 054**Location: Bldg. PC Floor El. 292 Room, Area 02RV-71D cluster

4. Does it appear that the area is free of potentially adverse seismic spatial interactions with other equipment in the area (e.g., ceiling tiles and lighting)? Y ☒ N ☐ U ☐ N/A ☐
5. Does it appear that the area is free of potentially adverse seismic interactions that could cause flooding or spray in the area? Y ☒ N ☐ U ☐ N/A ☐
6. Does it appear that the area is free of potentially adverse seismic interactions that could cause a fire in the area? Y ☒ N ☐ U ☐ N/A ☐
7. Does it appear that the area is free of potentially adverse seismic interactions associated with housekeeping practices, storage of portable equipment, and temporary installations (e.g., scaffolding, lead shielding)? Y ☒ N ☐ U ☐ N/A ☐

ATTACHMENT 9.7**AREA WALK-BY CHECKLIST**

Sheet 3 of 3

Status: Y ☒ N ☐ U ☐**Area Walk-By Checklist (AWC) AWC- 054**Location: Bldg. PC Floor El. 292 Room, Area 02RV-71D cluster

8. Have you looked for and found no other seismic conditions that could adversely affect the safety functions of the equipment in the area? Y ☒ N ☐ U ☐

Comments (Additional pages may be added as necessary)

3/16" tubing connected to electrical device on RPV side of 02RV-71K is being pinched by grating and channel steel @ elev. 292 (at flange connecting SRV to SRV discharge piping) The resolution to this deficiency is tracked through CR-JAF-2012-06452.

Evaluated by: Rick CasellaDate: 9-28-12Alan Porch9-28-12

ATTACHMENT 9.7**AREA WALK-BY CHECKLIST**

Sheet 1 of 3

Status: Y ☒ N ☐ U ☐Area Walk-By Checklist (AWC) AWC- 055Location: Bldg. PC Floor El. 292 Room, Area 02RV-71E cluster**SWEL Components: SWEL1- 012****Instructions for Completing Checklist**

This checklist may be used to document the results of the Area Walk-By near one or more SWEL items. The space below each of the following questions may be used to record the results of judgments and findings. Additional space is provided at the end of this checklist for documenting other comments.

1. Does anchorage of equipment in the area appear to be free of potentially adverse seismic conditions (if visible without necessarily opening cabinets)?

Y ☐ N ☐ U ☐ N/A ☒

2. Does anchorage of equipment in the area appear to be free of significant degraded conditions?

Y ☐ N ☐ U ☐ N/A ☒

3. Based on a visual inspection from the floor, do the cable/conduit raceways and HVAC ducting appear to be free of potentially adverse seismic conditions (e.g., condition of supports is adequate and fill conditions of cable trays appear to be inside acceptable limits)?

Y ☒ N ☐ U ☐ N/A ☐

ATTACHMENT 9.7**AREA WALK-BY CHECKLIST**

Sheet 2 of 3

Status: Y ☒ N ☐ U ☐**Area Walk-By Checklist (AWC) AWC- 055**Location: Bldg. PC Floor El. 292 Room, Area 02RV-71E cluster

4. Does it appear that the area is free of potentially adverse seismic spatial interactions with other equipment in the area (e.g., ceiling tiles and lighting)? Y ☒ N ☐ U ☐ N/A ☐
5. Does it appear that the area is free of potentially adverse seismic interactions that could cause flooding or spray in the area? Y ☒ N ☐ U ☐ N/A ☐
6. Does it appear that the area is free of potentially adverse seismic interactions that could cause a fire in the area? Y ☒ N ☐ U ☐ N/A ☐
7. Does it appear that the area is free of potentially adverse seismic interactions associated with housekeeping practices, storage of portable equipment, and temporary installations (e.g., scaffolding, lead shielding)? Y ☒ N ☐ U ☐ N/A ☐
-

ATTACHMENT 9.7**AREA WALK-BY CHECKLIST**

Sheet 3 of 3

Status: Y ☒ N ☐ U ☐**Area Walk-By Checklist (AWC) AWC- 055**Location: Bldg. PC Floor El. 292 Room, Area 02RV-71E cluster

8. Have you looked for and found no other seismic conditions that could adversely affect the safety functions of the equipment in the area? Y ☒ N ☐ U ☐

Comments (Additional pages may be added as necessary)

*Typical to SRV D, thermo well threaded connected to SRV discharge downstream elbow is very loose.
Insulation blanket is resting on 3/16" tubing from thermo well.*

The resolution to this deficiency is tracked through CR-JAF-2012-06495.

Evaluated by: Rick Casella*Rick Casella*Date: 9-28-12*Alan Porch*
Alan Porch*Alan Porch*9-28-12

ATTACHMENT 9.7**AREA WALK-BY CHECKLIST**

Sheet 1 of 3

Status: Y ☒ N ☐ U ☐**Area Walk-By Checklist (AWC)** AWC- 056Location: Bldg. PC Floor El. 279 Room, Area Near 10AOV-68A**SWEL Components:** SWEL1- 065**Instructions for Completing Checklist**

This checklist may be used to document the results of the Area Walk-By near one or more SWEL items. The space below each of the following questions may be used to record the results of judgments and findings. Additional space is provided at the end of this checklist for documenting other comments.

1. Does anchorage of equipment in the area appear to be free of potentially adverse seismic conditions (if visible without necessarily opening cabinets)? Y ☒ N ☐ U ☐ N/A ☐

2. Does anchorage of equipment in the area appear to be free of significant degraded conditions? Y ☒ N ☐ U ☐ N/A ☐

3. Based on a visual inspection from the floor, do the cable/conduit raceways and HVAC ducting appear to be free of potentially adverse seismic conditions (e.g., condition of supports is adequate and fill conditions of cable trays appear to be inside acceptable limits)? Y ☒ N ☐ U ☐ N/A ☐

ATTACHMENT 9.7**AREA WALK-BY CHECKLIST**

Sheet 2 of 3

Status: Y ☒ N ☐ U ☐**Area Walk-By Checklist (AWC) AWC- 056**Location: Bldg. PC Floor El. 279 Room, Area Near 10AOV-68A

4. Does it appear that the area is free of potentially adverse seismic spatial interactions with other equipment in the area (e.g., ceiling tiles and lighting)? Y ☒ N ☐ U ☐ N/A ☐

5. Does it appear that the area is free of potentially adverse seismic interactions that could cause flooding or spray in the area? Y ☒ N ☐ U ☐ N/A ☐

6. Does it appear that the area is free of potentially adverse seismic interactions that could cause a fire in the area? Y ☒ N ☐ U ☐ N/A ☐

7. Does it appear that the area is free of potentially adverse seismic interactions associated with housekeeping practices, storage of portable equipment, and temporary installations (e.g., scaffolding, lead shielding)? Y ☒ N ☐ U ☐ N/A ☐

Various outage tools in the area. None of which would result in an adverse seismic interaction.

ATTACHMENT 9.7**AREA WALK-BY CHECKLIST**

Sheet 3 of 3

Status: Y ☒ N ☐ U ☐**Area Walk-By Checklist (AWC) AWC- 056**Location: Bldg. PC Floor El. 279 Room, Area Near 10AOV-68A

8. Have you looked for and found no other seismic conditions that could adversely affect the safety functions of the equipment in the area?

Y ☒ N ☐ U ☐**Comments** (Additional pages may be added as necessary)Evaluated by: Rick Casella*Rick Casella*Date: 9-28-12*Alan Porch*
Alan Porch*Alan Porch*9-28-12

ATTACHMENT 9.7**AREA WALK-BY CHECKLIST**

Sheet 1 of 4

Status: Y ☒ N ☐ U ☐**Area Walk-By Checklist (AWC)** AWC-057Location: Bldg. RB Floor El. 300 Room, Area S-E corner near elevator**SWEL Components:** SWEL2-014**Instructions for Completing Checklist**

This checklist may be used to document the results of the Area Walk-By near one or more SWEL items. The space below each of the following questions may be used to record the results of judgments and findings. Additional space is provided at the end of this checklist for documenting other comments.

1. Does anchorage of equipment in the area appear to be free of potentially adverse seismic conditions (if visible without necessarily opening cabinets)? Y ☒ N ☐ U ☐ N/A ☐

2. Does anchorage of equipment in the area appear to be free of significant degraded conditions? Y ☒ N ☐ U ☐ N/A ☐

3. Based on a visual inspection from the floor, do the cable/conduit raceways and HVAC ducting appear to be free of potentially adverse seismic conditions (e.g., condition of supports is adequate and fill conditions of cable trays appear to be inside acceptable limits)? Y ☒ N ☐ U ☐ N/A ☐

ATTACHMENT 9.7

AREA WALK-BY CHECKLIST

Sheet 2 of 4

Status: Y ☒ N ☐ U ☐Area Walk-By Checklist (AWC) AWC-057Location: Bldg. RB Floor El. 300 Room, Area S-E corner near elevator

4. Does it appear that the area is free of potentially adverse seismic spatial interactions with other equipment in the area (e.g., ceiling tiles and lighting)?

Y ☐ N ☐ U ☐ N/A ☐

Light fixture in front (west of elevator), one chain broken/ come loose fixture could hit 1/2" copper tubing (see photo). Fixture ~ 2' above tubing and 1' north of tubing.

5. Does it appear that the area is free of potentially adverse seismic interactions that could cause flooding or spray in the area?

Y ☒ N ☐ U ☐ N/A ☐

6. Does it appear that the area is free of potentially adverse seismic interactions that could cause a fire in the area?

Y ☒ N ☐ U ☐ N/A ☐

7. Does it appear that the area is free of potentially adverse seismic interactions associated with housekeeping practices, storage of portable equipment, and temporary installations (e.g., scaffolding, lead shielding)?

Y ☒ N ☐ U ☐ N/A ☐

ATTACHMENT 9.7**AREA WALK-BY CHECKLIST**

Sheet 3 of 4

Status: Y ☒ N ☐ U ☐**Area Walk-By Checklist (AWC) AWC-057**Location: Bldg. RB Floor El. 300 Room, Area S-E corner near elevator

8. Have you looked for and found no other seismic conditions that could adversely affect the safety functions of the equipment in the area? Y ☒ N ☐ U ☐

Comments (Additional pages may be added as necessary)

Crack in concrete floor at column line A3-28, Runs north/ south from north wall to the joint with the foundation for the EDG

Evaluated by: Rick Casella*Rick Casella*Date: 9-28-12Alan Porch*A. C. Porch*9-28-12

ATTACHMENT 9.7**AREA WALK-BY CHECKLIST**

Sheet 4 of 4

Status: Y ☒ N ☐ U ☐**Area Walk-By Checklist (AWC)** AWC-057Location: Bldg. RB Floor El. 300 Room, Area S-E corner near elevator**SWEL Components:** SWEL2-14**Photographs****Note:** *light fixture and copper tubing.***Note:**

ATTACHMENT 9.7**AREA WALK-BY CHECKLIST**

Sheet 1 of 4

Status: Y ☒ N ☐ U ☐**Area Walk-By Checklist (AWC) AWC-058**Location: Bldg. RB Floor El. 326 Room, Area Col Line 3P**SWEL Components: SWEL2-010****Instructions for Completing Checklist**

This checklist may be used to document the results of the Area Walk-By near one or more SWEL items. The space below each of the following questions may be used to record the results of judgments and findings. Additional space is provided at the end of this checklist for documenting other comments.

1. Does anchorage of equipment in the area appear to be free of potentially adverse seismic conditions (if visible without necessarily opening cabinets)? Y ☒ N ☐ U ☐ N/A ☐

2. Does anchorage of equipment in the area appear to be free of significant degraded conditions? Y ☒ N ☐ U ☐ N/A ☐

3. Based on a visual inspection from the floor, do the cable/conduit raceways and HVAC ducting appear to be free of potentially adverse seismic conditions (e.g., condition of supports is adequate and fill conditions of cable trays appear to be inside acceptable limits)? Y ☒ N ☐ U ☐ N/A ☐

ATTACHMENT 9.7**AREA WALK-BY CHECKLIST**

Sheet 2 of 4

Status: Y ☒ N ☐ U ☐**Area Walk-By Checklist (AWC) AWC-058**Location: Bldg. RB Floor El. 326 Room, Area Col Line 3P

4. Does it appear that the area is free of potentially adverse seismic spatial interactions with other equipment in the area (e.g., ceiling tiles and lighting)? Y ☒ N ☐ U ☐ N/A ☐

5. Does it appear that the area is free of potentially adverse seismic interactions that could cause flooding or spray in the area? Y ☒ N ☐ U ☐ N/A ☐

6. Does it appear that the area is free of potentially adverse seismic interactions that could cause a fire in the area? Y ☒ N ☐ U ☐ N/A ☐

7. Does it appear that the area is free of potentially adverse seismic interactions associated with housekeeping practices, storage of portable equipment, and temporary installations (e.g., scaffolding, lead shielding)? Y ☒ N ☐ U ☐ N/A ☐
-

ATTACHMENT 9.7

AREA WALK-BY CHECKLIST

Sheet 3 of 4

Status: Y ☒ N ☐ U ☐Area Walk-By Checklist (AWC) AWC-058Location: Bldg. RB Floor El. 326 Room, Area Col Line 3P

8. Have you looked for and found no other seismic conditions that could adversely affect the safety functions of the equipment in the area? Y ☒ N ☐ U ☐



Comments (Additional pages may be added as necessary)

- 1) Light fixture is supported from 1" conduit approximately 15" from conduit support-Judged acceptable for 1/2 8' light load. 1C x 723 x IB3.
- 2) Excess cable hanging from side of cable tray 1TC723R (See photo- not a seismic adverse condition.
- 3) Pipe support (Trapeze spring cans) 1 south can rubs against 1" conduit 1CX72Z. 2' east of #15FE112 due to vibrations-wear very minimal-judged acceptable.

Evaluated by: Al G. PorchDate: 11/1/12C. Sawatzke11/1/12

ATTACHMENT 9.7**AREA WALK-BY CHECKLIST**

Sheet 4 of 4

Status: Y ☒ N ☐ U ☐**Area Walk-By Checklist (AWC) AWC-058**Location: Bldg. RB Floor El. 326 Room, Area Col Line 3P**SWEL Components: SWEL2-010****Photographs****Note:** :Light fixture chain supported from conduit.**Note:** South spring cans pipe support.

ATTACHMENT 9.7**AREA WALK-BY CHECKLIST**

Sheet 1 of 4

Status: Y ☒ N ☐ U ☐**Area Walk-By Checklist (AWC) AWC- 059**Location: Bldg. BR-1 Floor El. 272 Room, Area _____**SWEL Components: SWEL1- 501****Instructions for Completing Checklist**

This checklist may be used to document the results of the Area Walk-By near one or more SWEL items. The space below each of the following questions may be used to record the results of judgments and findings. Additional space is provided at the end of this checklist for documenting other comments.

1. Does anchorage of equipment in the area appear to be free of potentially adverse seismic conditions (if visible without necessarily opening cabinets)? Y ☒ N ☐ U ☐ N/A ☐

2. Does anchorage of equipment in the area appear to be free of significant degraded conditions? Y ☒ N ☐ U ☐ N/A ☐

3. Based on a visual inspection from the floor, do the cable/conduit raceways and HVAC ducting appear to be free of potentially adverse seismic conditions (e.g., condition of supports is adequate and fill conditions of cable trays appear to be inside acceptable limits)? Y ☒ N ☐ U ☐ N/A ☐

ATTACHMENT 9.7**AREA WALK-BY CHECKLIST**

Sheet 2 of 4

Status: Y ☒ N ☐ U ☐**Area Walk-By Checklist (AWC) AWC- 059**Location: Bldg. BR-1 Floor El. 272 Room, Area _____

4. Does it appear that the area is free of potentially adverse seismic spatial interactions with other equipment in the area (e.g., ceiling tiles and lighting)?

Y ☒ N ☐ U ☐ N/A ☐

5. Does it appear that the area is free of potentially adverse seismic interactions that could cause flooding or spray in the area?

Y ☒ N ☐ U ☐ N/A ☐

6. Does it appear that the area is free of potentially adverse seismic interactions that could cause a fire in the area?

Y ☒ N ☐ U ☐ N/A ☐

7. Does it appear that the area is free of potentially adverse seismic interactions associated with housekeeping practices, storage of portable equipment, and temporary installations (e.g., scaffolding, lead shielding)?

Y ☒ N ☐ U ☐ N/A ☐

ATTACHMENT 9.7**AREA WALK-BY CHECKLIST**

Sheet 3 of 4

Status: Y ☒ N ☐ U ☐**Area Walk-By Checklist (AWC) AWC- 059**Location: Bldg. BR-1 Floor El. 272 Room, Area _____

8. Have you looked for and found no other seismic conditions that could adversely affect the safety functions of the equipment in the area? Y ☒ N ☐ U ☐

Comments (Additional pages may be added as necessary)

Hairline crack radiating from floor drain. It does not pas through anchorage. No seismic concern.

Evaluated by: R Casella*Rich Casella*Date: 10-30-12A Porch*A. C. Danch*10-30-12

ATTACHMENT 9.7**AREA WALK-BY CHECKLIST**

Sheet 4 of 4

Status: Y ☒ N ☐ U ☐**Area Walk-By Checklist (AWC) AWC- 059**Location: Bldg. BR-1 Floor El. 272 Room, Area _____**SWEL Components: SWEL1- 501****Photographs****Note:** Battery Room A**Note:** Battery Room A

ATTACHMENT 9.7**AREA WALK-BY CHECKLIST**

Sheet 1 of 3

Status: Y ☒ N ☐ U ☐Area Walk-By Checklist (AWC) AWC-060Location: Bldg. SU Floor El. 227 Room, Area _____SWEL Components: SWEL1-172**Instructions for Completing Checklist**

This checklist may be used to document the results of the Area Walk-By near one or more SWEL items. The space below each of the following questions may be used to record the results of judgments and findings. Additional space is provided at the end of this checklist for documenting other comments.

1. Does anchorage of equipment in the area appear to be free of potentially adverse seismic conditions (if visible without necessarily opening cabinets)? Y ☒ N ☐ U ☐ N/A ☐

2. Does anchorage of equipment in the area appear to be free of significant degraded conditions? Y ☒ N ☐ U ☐ N/A ☐

3. Based on a visual inspection from the floor, do the cable/conduit raceways and HVAC ducting appear to be free of potentially adverse seismic conditions (e.g., condition of supports is adequate and fill conditions of cable trays appear to be inside acceptable limits)? Y ☒ N ☐ U ☐ N/A ☐

ATTACHMENT 9.7**AREA WALK-BY CHECKLIST**

Sheet 2 of 3

Status: Y ☒ N ☐ U ☐**Area Walk-By Checklist (AWC) AWC-060**Location: Bldg. RB Floor El. 227 Room, Area West Crescent

4. Does it appear that the area is free of potentially adverse seismic spatial interactions with other equipment in the area (e.g., ceiling tiles and lighting)? Y ☒ N ☐ U ☐ N/A ☐
5. Does it appear that the area is free of potentially adverse seismic interactions that could cause flooding or spray in the area? Y ☒ N ☐ U ☐ N/A ☐
6. Does it appear that the area is free of potentially adverse seismic interactions that could cause a fire in the area? Y ☒ N ☐ U ☐ N/A ☐
7. Does it appear that the area is free of potentially adverse seismic interactions associated with housekeeping practices, storage of portable equipment, and temporary installations (e.g., scaffolding, lead shielding)? Y ☒ N ☐ U ☐ N/A ☐

ATTACHMENT 9.7**AREA WALK-BY CHECKLIST**

Sheet 3 of 3

Status: Y ☒ N ☐ U ☐**Area Walk-By Checklist (AWC) AWC-060**Location: Bldg. SU Floor El. 227 Room, Area _____

8. Have you looked for and found no other seismic conditions that could adversely affect the safety functions of the equipment in the area?

Y ☒ N ☐ U ☐**Comments** (Additional pages may be added as necessary)Evaluated by: R. Casella*Rich Casella*Date: 11/01/12R. S. Kester*[Signature]*11/01/12

ATTACHMENT 9.7**AREA WALK-BY CHECKLIST**

Sheet 1 of 3

Status: Y ☒ N ☐ U ☐Area Walk-By Checklist (AWC) AWC-061Location: Bldg. RB Floor El. 300 Room, Area Col. 6 Line RSWEL Components: SWEL1-439, 462**Instructions for Completing Checklist**

This checklist may be used to document the results of the Area Walk-By near one or more SWEL items. The space below each of the following questions may be used to record the results of judgments and findings. Additional space is provided at the end of this checklist for documenting other comments.

1. Does anchorage of equipment in the area appear to be free of potentially adverse seismic conditions (if visible without necessarily opening cabinets)? Y ☒ N ☐ U ☐ N/A ☐

2. Does anchorage of equipment in the area appear to be free of significant degraded conditions? Y ☒ N ☐ U ☐ N/A ☐

3. Based on a visual inspection from the floor, do the cable/conduit raceways and HVAC ducting appear to be free of potentially adverse seismic conditions (e.g., condition of supports is adequate and fill conditions of cable trays appear to be inside acceptable limits)? Y ☒ N ☐ U ☐ N/A ☐

ATTACHMENT 9.7**AREA WALK-BY CHECKLIST**

Sheet 2 of 3

Status: Y ☒ N ☐ U ☐**Area Walk-By Checklist (AWC) AWC-061**Location: Bldg. RB Floor El. 300 Room, Area Col. 6 Line R

4. Does it appear that the area is free of potentially adverse seismic spatial interactions with other equipment in the area (e.g., ceiling tiles and lighting)? Y ☒ N ☐ U ☐ N/A ☐
5. Does it appear that the area is free of potentially adverse seismic interactions that could cause flooding or spray in the area? Y ☒ N ☐ U ☐ N/A ☐
6. Does it appear that the area is free of potentially adverse seismic interactions that could cause a fire in the area? Y ☒ N ☐ U ☐ N/A ☐
7. Does it appear that the area is free of potentially adverse seismic interactions associated with housekeeping practices, storage of portable equipment, and temporary installations (e.g., scaffolding, lead shielding)? Y ☒ N ☐ U ☐ N/A ☐

ATTACHMENT 9.7**AREA WALK-BY CHECKLIST**

Sheet 3 of 3

Status: Y ☒ N ☐ U ☐**Area Walk-By Checklist (AWC) AWC-061**Location: Bldg. RB Floor El. 300 Room, Area Col. 6 Line R

8. Have you looked for and found no other seismic conditions that could adversely affect the safety functions of the equipment in the area?

Y ☒ N ☐ U ☐Comments (Additional pages may be added as necessary)Evaluated by: Al G. PorchDate: 11/1/12C. Sawatzke11/1/12

ATTACHMENT 9.7**AREA WALK-BY CHECKLIST**

Sheet 1 of 5

Status: Y ☒ N ☐ U ☐**Area Walk-By Checklist (AWC) AWC- 062**Location: Bldg. YD Floor El. 293 Room, Area¹ _____**SWEL Components: SWEL2-013****Instructions for Completing Checklist**

This checklist may be used to document the results of the Area Walk-By near one or more SWEL items. The space below each of the following questions may be used to record the results of judgments and findings. Additional space is provided at the end of this checklist for documenting other comments.

1. Does anchorage of equipment in the area appear to be free of potentially adverse seismic conditions (if visible without necessarily opening cabinets)? Y ☒ N ☐ U ☐ N/A ☐

2. Does anchorage of equipment in the area appear to be free of significant degraded conditions? Y ☒ N ☐ U ☐ N/A ☐

3. Based on a visual inspection from the floor, do the cable/conduit raceways and HVAC ducting appear to be free of potentially adverse seismic conditions (e.g., condition of supports is adequate and fill conditions of cable trays appear to be inside acceptable limits)? Y ☒ N ☐ U ☐ N/A ☐

¹ If the room in which the SWEL item is located is very large (e.g., Turbine Hall), the area selected should be described. This selected area should be based on judgment, e.g., on the order of about 35 feet from the SWEL item.

ATTACHMENT 9.7**AREA WALK-BY CHECKLIST**

Sheet 2 of 5

Status: Y ☒ N ☐ U ☐**Area Walk-By Checklist (AWC) AWC- 062**Location: Bldg. YD Floor El. 293 Room, Area _____

4. Does it appear that the area is free of potentially adverse seismic spatial interactions with other equipment in the area (e.g., ceiling tiles and lighting)? Y ☒ N ☐ U ☐ N/A ☐

5. Does it appear that the area is free of potentially adverse seismic interactions that could cause flooding or spray in the area? Y ☒ N ☐ U ☐ N/A ☐

6. Does it appear that the area is free of potentially adverse seismic interactions that could cause a fire in the area? Y ☒ N ☐ U ☐ N/A ☐

7. Does it appear that the area is free of potentially adverse seismic interactions associated with housekeeping practices, storage of portable equipment, and temporary installations (e.g., scaffolding, lead shielding)? Y ☒ N ☐ U ☐ N/A ☐

ATTACHMENT 9.7**AREA WALK-BY CHECKLIST**

Sheet 3 of 5

Status: Y ☒ N ☐ U ☐**Area Walk-By Checklist (AWC) AWC- 062**Location: Bldg. YD Floor El. 293 Room, Area

8. Have you looked for and found no other seismic conditions that could adversely affect the safety functions of the equipment in the area? Y ☒ N ☐ U ☐

Comments (Additional pages may be added as necessary)


Cracks up to 1/2" in grout between panel seams on NE corner on both bottom and top panels of adjacent enclosed structure. Concrete panels are 4' deep. These cracks pose no credible adverse seismic effect. Corrosion at base of anchorage connections for JB generator (located just south of 71MCC-120-OE1) on both east and west sides. Anchors are sat. Also, surface corrosion at baseplate of raceway support (back of MCC). These conditions will not result in any adverse seismic effects.

Work requests 291043 and 291044 were generated to address the issues.

Evaluated by: R CasellaRich CasellaDate: 11-14-12A PorchA. C. Danck11-14-12

ATTACHMENT 9.7**AREA WALK-BY CHECKLIST**

Sheet 4 of 5

Status: Y ☒ N ☐ U ☐**Area Walk-By Checklist (AWC) AWC- 062**Location: Bldg. YD Floor El. 293 Room, Area _____**SWEL Components: SWEL2-093****Photographs**



Note: Surface rust on baseplate for raceway support (back, i.e., west side, of 71MCC-120-OE1).



Note: Cracks in grout panel at enclosure that is adjacent to (south of) 71MCC-120-OE1.

ATTACHMENT 9.7**AREA WALK-BY CHECKLIST**

Sheet 5 of 5

Status: Y ☒ N ☐ U ☐**Area Walk-By Checklist (AWC) AWC- 062**Location: Bldg. YD Floor El. 293 Room, Area _____**SWEL Components: SWEL2-013****Note:** Area view in vicinity of 71MCC-120-OE1**Note:** Corrosion at base of JB Generator (box-like component in center of photo)

Attachment E

“Potentially Adverse Seismic Conditions”

ATTACHMENT 9.8

POTENTIALLY ADVERSE SEISMIC CONDITIONS

LB #	SWC/AWC #	IDENTIFIED CONDITION	LICENSING BASIS EVALUATION CONCLUSION	RESOLUTION	STATUS
N/A	SWEL 1-683	Hairline cracks were found on concrete pedestal for 93TK-7B, Diesel Fuel Day Tank. The cracks pass through 7 of the 8 anchored locations. The crack lengths range from 1-1/2 inch to 6 inch maximum. All cracks were less than 1/32 inch width. See attached for representative photo. In addition, small section on east side of east pedestal has been chipped out. This likely occurred during installation of adjacent piping to allow for pipe movement. In the "as-found" condition, 3/4 inch Day Tank drain line has clearance of approximately 3/16 inch with pedestal. Based on preliminary evaluation, cracks are minor and do not impact the structural integrity of the anchor bolts and pedestal. Since the Day Tank oil drain pipe is at ambient temperature, pipe thermal expansion will be negligible. In a seismic event, movement of the pipe is not expected to result in loss of structural integrity of the drain pipe.	N/A	CR-JAF-2012-06090 Per the CRG, Address and correct the identified condition per EN-LI-102. Perform disposition review within 30 days and ensure actions are assigned as applicable to correct the problem. Initiate CAs for the actions not completed.	CR-JAF-2012-06090 Resolved
N/A	AWC-017	1. A flexible conduit (approx. 3 inch) carrying spare cable terminating in safety related Cable Tray 1TH604R in the southeast corner of the "A" Emergency Pump Room is supported above the tray by a tie-wrap to a rod supporting the cable tray. This does not conform to station configuration standards. For both items, in a postulated seismic event, no credible seismic interactions resulting from movement of the flexible cable are postulated. 2. A flexible conduit (approx. 1/2 inch) carrying spare cable in safety related Cable Tray 1TH604R in the "A" Emergency Pump Room is partially hanging over the side of the cable tray. This does not conform to station configuration standards.	N/A	CR-JAF-2012-06191 Remove flex conduits from the tray.	CR-JAF-2012-06191 is closed. 1. Initiated WR 285300 2. Initiated WR 285298
N/A	AWC-017	Bolted floor connection at base of UNISTRUT supporting tube track in the "A" Emergency Pump Room has heavy surface rust. See attached picture. The tube track supports 3/8 inches tubing to 10DPIS-277A, RHR SW Pump Discharge Strainer A Differential Pressure Indication Switch. The support is located approximately 3 ft. east of the 10S-5A1 pedestal. Floor drain is located directly south of the support. In the "as-found" condition, the bolted connection remains rigidly fixed to the floor and the UNISTRUT. The structural integrity of the support is not expected to be compromised in a seismic event.	N/A	CR-JAF-2012-06185 Request Operability Input per EN-OP-104. The tubing support identified in the condition report is obviously damaged and meets the criteria of EN-OP-104 Attachment 9.1 Table 1 [49]. Engineering Input is needed in order to classify as Operable-DNC or Operable-OP EVAL. EC Reply 40018 has been approved. The degraded support will continue to perform its design function for all conditions including the design basis earthquake.	CR-JAF-2012-06185 Initiated WR 285301

Attachment E

Engineering Report No. JAF-RPT-12-00015

Rev. 0

Page 2 of 6

LB #	SWC/AWC #	IDENTIFIED CONDITION	LICENSING BASIS EVALUATION CONCLUSION	RESOLUTION	STATUS
N/A	AWC-006	The Battery Room B Exhaust Fan 72FN-46D (Battery Charger room Elev. 282 mezzanine) is mounted to the floor with two structural channel flange supports, each with four 1/4 in. anchor assemblies. Nuts on both anchors on the north end of the west support are loose (i.e., gaps between 1/8 in. and 1/4 in.). The remaining six anchors of the fan assembly are secure. Based on the evaluation of this component during the USI A-46 SQUG walk-downs (Ref. Screening Evaluation Worksheet, SEWS, for 72FN-46D), the approximate loads on each of the anchor bolts was determined to be less than 100 lbs. Since the capacity of each 1/4 in. anchor bolt is 300 lbs. in tension and 530 lbs. in shear, the load carrying capacity of the six remaining bolts exceeds the design loads. The as-found configuration does not affect the support's ability to perform its design function in a seismic event.	N/A	CR-JAF-2012-06539 Repair per WR.	CR-JAF-2012-06539 is closed. Initiated WR 285515 Initiated WO 328339
N/A	AWC-006	UNISTRUT support for conduits 1CX257NE, 1CC269BC, and 1CC269BO located in the B Battery Charger room on the mezzanine level is mounted to the floor by three bolts. The nut on the east bolt is loose. The remaining two anchors are secure. The support is located in front of 72F-27B. The capacity of each of the 1/4 in. anchors is 300 lbs. in tension and 530 lbs. in shear. Based on the configuration of the support and the low seismic accelerations, the capacity of the two secured bolts exceeds the imposed design loads. The as-found configuration does not affect the support's ability to perform its design function in a seismic event.	N/A	CR-JAF-2012-06537 Repair per WR.	CR-JAF-2012-06537 is closed. Initiated WR 285513 Initiated WO 328337
N/A	SWEL 1-519	The Battery Room B Exhaust Fan 72FN-46B (Battery Charger room Elev. 282 mezzanine) is mounted to the floor with two structural channel flange supports, each with four 1/4 in. anchor assemblies. On the west support, the nut on the northeast anchor is loose (approximately 1/2 in. gap between bottom of nut and washer). On the east support, the northeast anchor is missing. The remaining six anchors of the fan assembly are secure. The missing anchor condition was identified and accepted during the USI A-46 SQUG walk-downs as documented on the Screening Evaluation Worksheet (SEWS) for 72FN-46B. Based on the SEWS evaluation, the approximate load on each of the anchors is less than 100 lbs. Since the capacity of each 1/4 in. anchor bolt is 300 lbs. in tension and 530 lbs. in shear, the load carrying capacity of the six remaining bolts exceeds the design loads. The as-found configuration does not affect the support's ability to perform its design function in a seismic event.	N/A	CR-JAF-2012-06538 Repair per WR.	CR-JAF-2012-06538 is closed. Initiated WR 285514 Initiated WO 328338

Attachment E

Engineering Report No. JAF-RPT-12-00015

Rev. 0

Page 3 of 6

LB #	SWC/AWC #	IDENTIFIED CONDITION	LICENSING BASIS EVALUATION CONCLUSION	RESOLUTION	STATUS
N/A	AWC-050	<p>Inspection of 93EDG-D resulted in the following findings:</p> <ol style="list-style-type: none"> 1. Crack in concrete floor at column lines A3-28 extending in the north-south direction from the north wall of the 93EDG-D bay to the joint that connects with the slab that supports the 93EDG-D unit. 2. Hairline cracks in the grout and concrete foundation at or near several of the 1 in. bolts that anchor 93EDG-D to the concrete. 3. Crack in concrete at base plate for support of air start 2 in. pipe on the south side of the unit approximately 14ft. west of east end of checker plate platform. 4. Two of four bolts in base plate for support of air start 2 in. pipe do not have full thread engagement of the nut. The lack of engagement is less than one thread. This condition is typical for support on both the north and south side of the unit. 5. Hairline cracks in concrete of piers for 93TK-7D at anchor bolts connecting the tank to the pier. This condition exists at two of four bolt locations on each pier. Same condition was identified on CR-JAF-2012-06090 to address cracking on 93TK-7B. <p>On items 1, 2, and 3, EDG pedestal is 7ft deep and founded on bedrock. The adjacent floor slabs are founded on concrete fill. The cracks will not impact structural integrity of the floor structure. Continue to monitor floor crack in accordance with maintenance rule.</p> <p>For item 4, sufficient remaining capacity in connection.</p> <p>For item 5, shrinkage cracks. No impact on structural integrity of pedestal.</p>	N/A	<p>CR-JAF-2012-06345</p> <p>Provide Operability input to the Shift Manager for cracks and thread engagement. See EC 40051. Plant Engineering recommends this CA to be closed. No repairs required.</p>	CR-JAF-2012-06345 is closed.
N/A	AWC-055 AWC-037	<p>The following deficiencies were observed on equipment associated with temperature elements for ADS SRV Tailpipes D, F, K. 02TE-113D has a loose threaded conduit connection to the thermo-well. 02TE-113F has a loose and bent threaded conduit connecting to the thermo-well. 02TE-112A (TE for 02RV-71K tailpipe) mineral insulated cable is pinched between steel grating and beam.</p> <p>Additional: The pinched cable may be older condition since it matches the historical photo in Maxgraphics. Also it is metal jacketed but cable and silica insulation could be adversely affected. Found during Fukushima Seismic Walk-downs (note- not seismic related concerns). This condition relates to loose temperature element connection heads and a pinched cable. There are no adverse seismic interactions adverse associated with this issue.</p>	N/A	<p>CR-JAF-2012-06495</p> <p>Notified I&C supervisor. Initiated WRs- 285455, 6, 7. Do not close until WO# is entered in CR References and CR# is entered in INDUS. Review of CR operability tab shows equipment determined to be non-functional. No further action required under this CA.</p>	<p>CR-JAF-2012-06495 is closed.</p> <p>WOs 328147, 328148, and 328149 are resolved.</p>
N/A	AWC-054	<p>Damaged section of grating at EL 294 Drywell is an industrial safety hazard. Location is in the walkway between G and L SRV about 180 Azimuth. There is no part of the grating loose enough to be a seismic 2 over 1 concern but it deflects enough to potentially cause an injury. This was found by structural engineers involved in Fukushima Seismic Walk-down Program. Note - this grating section is significantly worse than observed last outage.</p>	N/A	<p>CR-JAF-2012-06452</p> <p>Initiated WR 285392 to repair or replace grating section.</p>	<p>CR-JAF-2012-06452 in progress.</p> <p>Generated WO 00328133.</p>

LB #	SWC/AWC #	IDENTIFIED CONDITION	LICENSING BASIS EVALUATION CONCLUSION	RESOLUTION	STATUS
N/A	AWC-045	<p>Two UNISTRUT supports for copper tubing Instrument Air line 3/4"-Al-21 B-150 (Ref. FM-39N) located in the torus room Valve Farm along the east side of the El. 272 ft. concrete floor beam in the vicinity of 27AOV-111 are degraded. The north UNISTRUT support is not attached to the concrete beam (only attached to the copper tubing). There are no anchors present. The next support 47" south of the first degraded support has a damaged clamp (it is bent and completely detached from the tubing). Note: Tape is wrapped between 3/4" copper tubing and stainless steel tubing running above it at a single location in vicinity of the north degraded tubing support.</p> <p>The 3/4" copper tubing is resting on a junction box south of the degraded supports. The next support 40" south is intact. The support configuration is degraded; however there is sufficient support before and after the two degraded supports to prevent the tubing from falling or breaking. In a seismic event, no adverse impact to safety related components is anticipated.</p> <p>In the same general location just north of the north degraded tubing support there is a conduit support on the underside of the referenced concrete beam with loose anchor bolts. There are two safety related 2-1/2" conduits mounted on the UNISTRUT support. Label was illegible but conduits appear to be terminating at CAD AOVs located in the Valve Farm. The southernmost anchor is shown at approximately 1/4" from the beam and the northern anchor is at approximately 1/8" from the bottom of the beam. The anchors are still providing some degree of support and the conduits are supported before and after this degraded conduit support. The conduits are in no danger of falling and will continue to perform their intended design functions until the degraded anchors and/or UNISTRUT can be repaired.</p>	N/A	<p>CR-JAF-2012-07069</p> <p>Repair the deficient IAS tubing supports (2) and conduit support (1) and remove tape between copper tubing and stainless steel tubing. Engineering to initiate CA-00002 to allow Maintenance personnel to reinstall the supports that have detached from the tubing to provide rigidity to the tubing and to reduce the excessive span length. (Reference WR #00286710 and EC 40286). Initiated WRs 286512 and 286513.</p>	<p>CR-JAF-2012-07069 in progress.</p> <p>Generated WO 00329209.</p> <p>Generated WO 00329210.</p>
N/A	SWEL 1-457	<p>Found during Fukushima Seismic Walkdown: 71 DC-A2 Relay Room Distribution Cabinet has a minor discrepancy at one of its four mounting bolt connections. At the lower right panel connection the spring nut is misaligned within the UNISTRUT support channel and the channel is slightly distorted at the bolt location. The spring nut and bolt are fully engaged and the connection is tight and secure. The portion of the support channel that is distorted is localized and does not diminish the load capacity of the channel nor does it affect the way that the panel attaches to the building column. The overall integrity of the panel mounting is not affected and there is significant load capacity design margin per review of the seismic evaluation SEWS for this equipment. Also the panel mounting has additional vertical and lateral restraint at the bottom provided by three short rigid conduits connected to the panel base and anchored in the concrete.</p>	N/A	<p>CR-JAF-2012-07954</p> <p>Condition acceptable "as-is."</p>	<p>CR-JAF-2012-07954 in progress.</p>

Attachment E

Engineering Report No. JAF-RPT-12-00015

Rev. 0

Page 5 of 6

LB #	SWC/AWC #	IDENTIFIED CONDITION	LICENSING BASIS EVALUATION CONCLUSION	RESOLUTION	STATUS
N/A	AWC-015 SWEL 1-234 SWEL 1-232 SWEL 1-213 SWEL 1-210	<p>[Found During Fukushima Seismic Walkdowns] Two adjacent P1001 UNISTRUT Channel functioning as a support frame with intermediate lateral cross members span the width of the HPCI enclosure in the East Crescent approximately 12 ft. above Floor Elev. 227. The span length is approximately 20 ft. The UNISTRUT supports numerous conduit (sizes ranging from 1/2 in. to 2 in.) and 3 Junction Boxes associated with the HPCI system.</p> <p>There is no known design documentation that qualifies this safety related assembly. This is a non-standard configuration and based on the span length and the numerous conduit loads, the acceptance of the UNISTRUT support frame cannot be readily determined. This Condition Report is being initiated to document the condition and ensure a thorough evaluation is performed.</p> <p>Based on USI A-46 (SQUG) guidance for equipment in this area, the peak seismic demand is 0.25g acceleration. Using this seismic criteria, an initial evaluation of the applied loads to the UNISTRUT frame shows there is reasonable assurance the assembly will remain functional and its structural integrity will be maintained in a postulated seismic event. In addition, a field inspection performed by a Structural Engineer confirmed that the structural frame is relatively rigid and no hardware deficiencies exist.</p>	N/A	CR-JAF-2012-07990	CR-JAF-2012-07990 in progress.
N/A	AWC-018	<p>Tube-track is disconnected from its support resulting in an 11 foot long unsupported section at mid-span of the tube track. The tube track contains a three-eighths inch SS tube downstream of 10SOV-264A, and a quarter inch copper tube which leads to 10AOV-71A(OP) Positioner. These components and the affected tubing are NSR. There are no sensitive SR components below this tube track which could pose a seismic 2 over 1 target. The remainder of the tube track is well supported at each end in proximity to the referenced components. This is located in south east corner of A-RHR HX room about 6 feet above floor, and was found during Fukushima Seismic Walkdowns.</p>	N/A	CR-JAF-2012-07912 Initiated WR 289749.	CR-JAF-2012-07912 in progress.
N/A	AWC-050	<p>Area walk-by by Entergy. Missing bolt on tube track protecting 1/4" copper tubing running between 93AC-C1 and 93EDG-23C. No support deficiency for tubing air line, since this portion of tube track only serves as a protective guard and not as actual support. This condition does not result in any potential adverse seismic interaction.</p>	N/A	CR-JAF-2012-07963 Initiated WR 289960 to install anchor bolts.	CR-JAF-2012-07963 in progress.

Attachment E

Engineering Report No. JAF-RPT-12-00015

Rev. 0

Page 6 of 6


LB #	SWC/AWC #	IDENTIFIED CONDITION	LICENSING BASIS EVALUATION CONCLUSION	RESOLUTION	STATUS
LB-01	SWEL 1-625	Top of the 93ECP-B Control Panel is unsupported. The SEWS evaluation determined that the panel is acceptable without these anchors; however the same evaluation does not include the load transferred from the overhead conduits attached to the panel. These conduits drop approximately 10 ft vertically in to the panel without any lateral support to minimize the interaction load to the panel. The SWE determined that a potential adverse seismic condition could exist. During seismic event significant North South lateral load from conduits will contribute to the moment arm transferred to 4 (3/4") base anchors which might result in failure of the anchors and overturn the Control Panel. For pictures see SWC 1-625, Attachment C.	In Licensing Bases Evaluation it was concluded that the weight of the conduits attached to the top of the Control Panel have to weigh more than 7,646 lb to fail a component with minimum design load factor of 3.958, which is very unlikely. Therefore the Control Panel is adequately supported and can withstand design basis seismic event.	N/A	N/A
LB-02	SWEL 1-690	The Core Spray System Channel "A" Rack is bolted to steel plates which are welded to a structural steel I-beam. The spacing as noted on the drawing 7.70-81D should be 18" between anchor bolts, but due to interference with the I-beam, the spacing between the anchors was reduced to 15". Due to reduced spacing the SWE determined that this could be a potential adverse seismic condition. For pictures see SWC 1-690, Attachment C.	From review of the SEWS evaluation it was determined that the minimum design factor of a member is 31.1. This approximately results in only 3.2% load capacity used. The moment arm acting at a smaller distance will result in lower prying affect and reduce tension on the West anchors, but as a result increasing load on East anchors. Based on evaluation performed in LB-03, there is sufficient capacity to accommodate load shift from West to East anchors. The 31.1 design factor was for a different instrument rack. However, based on the significant available margin, IR-25-01 was found to be acceptable by comparison. Based on simple computation, that shows that Interaction Ratio (IR) for tension and shear is less than 0.25.	CR-JAF-2012-08186 Revise drawing to reflect "as-found" bolt spacing for Instrument Rack IR-25-01 on drawing 7.70-81.	CR-JAF-2012-08186 in progress.
LB-03	AWC-045	North side of 27AOV-116 valve/operator assembly has a 1/8 in. clearance with conduit 1CC584BV1 (Blue).	The valve assembly is located near the Torus shell where it is anchored. The line temperature as given in the JAF Line Designation Table is ambient. Therefore, negligible thermal growth in piping. No contact with the conduit during normal plant operation. In a postulated seismic event, possible soft contact could occur between the valve assembly and the conduit threaded into the end of the 2" conduit. This will not result in any adverse seismic interaction. The 27AOV-116 valve assembly and the wires within the conduit/condulet will continue to perform their design function.	WR 291400 is generated to increase the gap from 1/8 in. to 1 in., between North side of 27AOV-116 valve/operator assembly and conduit 1CC584BV1 (Blue). The condition needs to be addressed prior to startup following RO21.	Generated WR 291400.

Prepared by:

Yaroslav Losev / 

Date: 11/21/2012

Reviewed by:

Tom Panayotidi / 
Peer Review Team Member

Date: 11/21/2012

Attachment F
“Licensing Basis Evaluation Forms”

ATTACHMENT 9.9**LICENSING BASIS EVALUATION FORMS****Licensing Basis (LB) Evaluation Form**LB Evaluation No. 01 Originating SWC/AWC SWEL 1-625Equipment ID No. 93ECP-B Equip. Class 20-Instrument and Control PanelsEquipment Description EDG B Engine Control PanelLocation: Bldg. EG Floor El. 272' Room, Area EG Room B, Col. 26, Line A3**Condition**

Top of the 93ECP-B Control Panel is unsupported. The SEWS evaluation determined that the panel is acceptable without these anchors; however the same evaluation does not include the load transferred from the overhead conduits attached to the panel. These conduits drop approximately 10 ft vertically in to the panel without any lateral support to minimize the interaction load to the panel. Based on engineering judgment, during seismic event significant North South lateral load from conduits will contribute to the moment arm transferred to 4 (3/4") base anchors which might result in failure of the these anchors and overturn the Control Panel. For pictures see SWC 1-625, Attachment C.

Documents Reviewed

References:

1. SEWS walk-down evaluation for equipment 93ECP-B (same as 93ECP-A).

Licensing Basis

The 93ECP-B Control Panel contains essential relays for EDG-B.

Seismic qualification is based on SQUG engineer judgment on SEWS package.

Evaluation

The condition is not specifically addressed on the SEWS package. However, the evaluation presented here demonstrates that the judgment applies.

W = 850lb, weight of the cabinet and components [Ref. 1, Sheet 2]

a = 0.44g, acceleration in North-South direction [Ref. 1, Sheet 6]

The minimum design factor of 3.958 [Ref. 1, Sheet 10] was calculated in SEWS evaluation.

For simplification, treat the geometry of the Control Panel as a simple cantilever pinned at the bottom to get the maximum lateral load the anchors can experience. The moment is not taken into account in this LBE since the cabinet is fairly flexible and will allow some lateral deflection between anchorage of the cabinet and "Substantially Welded Steel Frame", shown on SEWS, Field Sketch for 93ECP-A/B [Ref.1]; therefore the anchorage was treated as pinned connections, releasing moments at the anchorage between steel frame and concrete. Based on above the moment transferred to the anchors between steel frame and concrete will be negligible.

The stresses that the anchors endure are directly proportional to the loading of the joints (i.e. Maximum Load divided by Allowable Load). Calculating the maximum weight that the anchors have to take to fail and

comparing that load to the maximum weight of 10ft of flexible conduits attached on the top of the Control Panel.

Let "X" equal to the weight which would fail the component with minimum design factor of 3.958

$$X/(850 \text{ lb}) = 3.958$$


$$X > 3,364.3 \text{ lb}$$

With a lateral acceleration of 0.44g this means that the applied lateral seismic load to the top of the control panel cannot exceed:


$$X/(0.44) = 7,646 \text{ lb}$$

Based on the seismic acceleration levels for this area and flex conduit connections into top of panel, it is not credible that the transferred weight of the flexible conduits to the top of the Control Panel can be more than 7,646 lb; therefore the Control Panel is adequately supported and can withstand design basis seismic event.

Conclusion Condition Meets the Licensing Basis: ☒ Yes ☐ No

Prepared by: Yaroslav Losev 
Licensing Basis Reviewer

Date 11/07/2012

Reviewed by: Jeffrey H. Horton 
Peer Reviewer

Date 11/12/2012

ATTACHMENT 9.9

LICENSING BASIS EVALUATION FORMS

Licensing Basis (LB) Evaluation FormLB Evaluation No. 02 Originating SWC/AWC SWEL 1-690Equipment ID No. IR-25-01 Equip. Class 18-Instrument RacksEquipment Description Core Spray System Channel A RackLocation: Bldg. RB Floor El. 242.8' Room, Area Col. 4, Line A**Condition**

The Core Spray System Channel "A" Rack is bolted to steel plates which are welded to a structural steel I-beam. The spacing as noted on the drawing 7.70-81D should be 18" between anchor bolts, but due to interference with the I-beam, the spacing between the anchors was reduced to 15". Due to reduced spacing the SWE determined that this could be a potential adverse seismic condition. For pictures see SWC 1-690, Attachment C.

Documents Reviewed

References:

1. Drawing 11825-7.70-81D.
2. SEWS walk-down evaluation for equipment 25-60 (same as IR-25-01).

Licensing Basis


The IR-25-01 Core Spray System Channel "A" Rack provides support to Core Spray electrical, mechanical and I&C equipment.

Evaluation

During a subsequent walk-down it was determined the spacing is actually 12" (3" less than what was noted) and that there are 6 bolts with $\frac{1}{2}$ " diameter. There will be no shear reduction since material and area resisting shear is not changed.

The moment arm acting at a smaller distance will result in lower prying affect and reduce tension on the West anchors, but as a result increasing load on East anchors. From review of the SEWS evaluation it was determined that the minimum design factor of a component is 31.1. This approximately results in only 3.2% load capacity used. SEWS Evaluation was done for IR-25-60. IR-25-01 was compared to IR-25-60 and accepted.

Since moment is directly proportional to the distance the maximum load increase of East anchors will be 100% $*(1 - 12"/18") = 33.3\%$. Approximately 96.8% capacity is sufficient to accommodate load shift of 33.3% from West to East anchors.

Conclusion Condition Meets the Licensing Basis: ☒ Yes ☐ NoPrepared by: Yaroslav Losev 
Licensing Basis ReviewerDate 11/07/2012Reviewed by: Jeffrey H. Horton 
Peer ReviewerDate 11/12/2012

ATTACHMENT 9.9**LICENSING BASIS EVALUATION FORMS****Licensing Basis (LB) Evaluation Form**LB Evaluation No. 03 Originating SWC/AWC AWC-045Equipment ID No. 27AOV-116 Equip. Class N/AEquipment Description Torus Purge and Inert Isolation ValveLocation: Bldg. SU Floor El. 262.6' Room, Area Col. 6, Torus Room**Condition**

North side of valve/operator assembly for 27AOV-116 has 1/8 in. clearance with conduit 1CC584BV1 (Blue).
For pictures see AWC-045, Attachment D.

Documents Reviewed

FM-18B

FE-3HW

MSK-309A1

11825-L1ST-1 JAFNPP Line Designation Table

UFSAR

Licensing Basis

27AOV-116 is a Torus Purge Inlet Isolation Valve. It is a safety related valve that provides primary containment (torus) isolation along with 27AOV-115. The basic function of these valves is to provide necessary isolation of the containment in the event of accidents or similar critical conditions when the free release of containment atmosphere cannot be permitted (Ref. UFSAR Section 5.2.3.5).

Evaluation

The valve is located in the torus room approximately 6 ft. from the Torus shell. Since the Torus shell anchors the pipe and the temperature of line 27-20"-N-152A-7 is ambient, thermal expansion of the pipe is negligible.

A length of approximately 2 ft. of 2" conduit runs from Junction Box JB-PCI30. A conduit is threaded into the end of the 2ft. conduit run. The 1/8" clearance is between a flange on the valve assembly and the conduit. Each end of the conduit connects to flexible conduit that terminates at 27AOV-116. Review of the wiring diagram (FE-3HW) shows 3-12 gauge wires routed in the conduit from the junction box to the valve.

In a postulated seismic event, the flange could contact the conduit, causing the conduit to displace laterally. The weak link would be the connection of the conduit to the junction box.

Since 27AOV-116 is located so close to the Torus shell (anchor point), expected movements in a seismic event are minimal. In addition, the routing of the conduit to the junction box is curved, providing some measure of flexibility in the conduit. It is concluded that the conduit, acting as a cantilevered beam has sufficient flexibility to ensure its structural integrity is not compromised in a seismic event. Structural integrity of the conduit and conduit will ensure the internal wires will be able to perform their respective design functions. Contact between the 27AOV-116 assembly and the conduit/conduit will have no impact on the valve to perform its safety related function.

Conclusion Condition Meets the Licensing Basis: ☒ Yes ☐ No


Prepared by: Rick Casella / *R Casella*
Licensing Basis Reviewer

Date 11-17-12

Reviewed by: A. G. Porch / *AG Porch*
Peer Reviewer

Date 11/17/12

Attachment G
“Peer Review Checklist For SWEL”

		Seismic Walkdown Submittal Report Review Comments and Resolutions Form		
Engineering Report Number	JAF-RPT-12-00015		Rev. 0	Title Peer Review Checklist Comments
Quality Related: <input checked="" type="checkbox"/> Yes <input type="checkbox"/> No		Special Notes or Instructions: SEE ATTACHED E-MAILS DATED 9/2/12 AND 11/12/12 WHICH SUPPLEMENT THIS REVIEW FORM		
Comment Number	Section/Page No.	Review Comment	Response/Resolution	Reviewer's Accept Initials
1	Question 2b	The team should also consider RHRSW strainers (not on Base List) and the new three stage SRV solenoids.	RHRSW Strainer 10S-5A1 and 02RV-71E (new 3-Stage SRV) have been added to the SWEL 1 list.	RCC for R. Sullivan
2	Question 2d	All components listed the same environmental conditions. The could breakdown the environment conditions further to provide some discrimination such as inside primary containment, in HELB environment, etc.	Table 9.4.2 from EN-DC-168 is the Seismic Equipment Walkdown List (SWEL 1) and Table 9.4.5 is the SWEL 2. As shown on EN-DC-168 Attach. 9.4, Sheet 9 of 11 (page 47 of 80 in the procedure), Item 25 designates various environment items (T) High Temp, (H) Humid, (I) Inside, (O) Outside, and (B) Borated. The SWEL has been broken down into each of these environments. The appropriate environments have been added to the SWEL lists. The column titled "BLDG." on both SWEL 1 & 2 shows location of each component, such as PC for Primary Containment and EG for EDG structures. We do not have to list HELB environment because the purpose of this effort is to look at the normal environmental conditions.	RCC for R. Sullivan

EN-DC-168 REV 0

3	Question 3b	Was an appropriate justification documented for spent fuel pool related items not included in SWEL 2?	EN-DC-168 Section 5.5[4](a) states, "All SSCs which could potentially cause the spent fuel pool to drain rapidly (Rapid Drain Down), as described in EPRI 1025286, Section 3, shall be selected for SWEL 2 and documented in Attachment 9.4. EN-DC-168, Table 9.4.4 (Rapid Drain-Down List) includes a column labeled "Basis for Inclusion/Exclusion." EPRI Walkdown Guidance states that if there are no SFP penetrations below about 10 ft. above the top of the fuel assemblies, then no rapid drain-down items would be added to the SWEL. Since this is the case for JAF, we do not have any entries on EN-DC-168 Table 9.4.4.	RCC for R. Sullivan
4	Question 4	Why doesn't the base list include all the items listed in B-2 of the EPRI document? Example, CRD Pumps, suppression pool, RHRSW Strainers.	The Base List was chosen by first considering the A-46 Composite Safe Shutdown Equipment List (SSEL). This list was then compared to the IPEEE Table 3A.1, JAF Seismic Margin Assessment Shutdown List. The Base List was reduced to those items which were on both the A-46 SSEL and IPEEE Table 3A.1. Core Spray Pump 14P-1A and RHRSW Strainer 10S-5A1 (both on the IPEEE, but not on A-46) were added to complete the Base List. The CRD pumps (03P-16A, 16B) are not on the IPEEE Table 3A.1 and therefore were not included in the Base List. Various components within the systems listed in Table B-2 such as HPCI, Core Spray, and LPCI were included on the Base List.	RCC for R. Sullivan

EN-DC-168 REV 0

		Many components selected did not "Maintain at least one of the 5 Safety Functions" per the Base List. Many of these components were electrical components or CAD system and probably support one of the five safety functions. According to figure 1-1 in the EPRI 1025286 document, these components should not be part of SWEL 1.	EPRI Seismic Walkdown Guidance Report 1025286 states on page 3-4 states that the USI A-46 program Safe Shutdown Equipment List address the first four safe shutdown functions listed above (i.e., in the EPRI Report). On page 3-3 of the EPRI report, it is stated that the IPEEE program was intended to address the seismic margin of SSCs associated with all of the above 5 safety functions. The items on SWEL 1 are listed on IPEEE or A-46 (in 2 cases, a SEWS evaluation walkdown was performed indicating the component was part of A-46, but could not find item on the A-46 Safe Shutdown Equipment List). One exception, 72HV-7A was neither on A-46 or IPEEE. There are sufficient number of components on the SWEL to discard 72HV-7A.	RCC for R. Sullivan
Reviewed By:	*	Date	Resolved By:	R. Casella / R. Casella
Site/Department:		Ph.	Date:	11/11/12

* RICH SULLIVAN (OPERATIONS) PROVIDED REVIEW COMMENTS
ON E-MAIL DATED 9/3/12 (SEE ATTACHED)

R Casella 11/13/12

EN-DC-168 REV 0

Page 1 of 1

Porch, Alan

From: Sullivan, Richard
Sent: Monday, September 03, 2012 6:35 PM
To: Casella, Richard; Bacanskas, Vincent P; Saunders, Michelle; Wallace, David J; Brey, Sheila; Porch, Alan; Favara, John A; Cooney, Jeffrey; phansen@enercon.com
Cc: Grabowski, Bill; Carlon, Christopher; Locy, Roger
Subject: RE: Fukushima - Seismic Walkdowns - SWEL 1 & SWEL 2 Prepared
Attachments: Peer Review Checklist for SWEL.doc

Rick,

Here are my comments. I used the format in the EPRI document.

Thanks,

Rich

From: Casella, Richard
Sent: Friday, August 31, 2012 6:57 PM
To: Bacanskas, Vincent P; Saunders, Michelle; Wallace, David J; Brey, Sheila; Sullivan, Richard; Porch, Alan; Favara, John A; Cooney, Jeffrey; phansen@enercon.com
Cc: Grabowski, Bill; Carlon, Christopher; Locy, Roger
Subject: Fukushima - Seismic Walkdowns - SWEL 1 & SWEL 2 Prepared

To all,

Please find attached the prepared JAF SWEL 1 and SWEL 2 (Spent Fuel Pool related) lists comprising the proposed components to be walked down during RO21. The lists were prepared in accordance with EN-DC-168 and EPRI Report 1025286, Seismic Walkdown Guidance. The lists were prepared by myself, Roger Locy, and Jeff Cooney. **The expectation is that the SWEL 1 and SWEL 2 lists will be issued by close of business on Thursday, 9/6/12.** The Peer Review team consists of Rich Sullivan, Al Porch, and John Favara.

There are 111 items listed on SWEL 1 and 13 items listed on SWEL 2. The attachments include "Base List 1" which is the original list of candidate components as taken from the IPEEE (Individual Plant Examination of External Events) and the SSEL (Safe Shutdown Equipment List) from the USI A-46 effort. The 111 items for SWEL 1 were selected from the Base List. Note the SWEL 1 components are yellow highlighted in the Base List.

Please send any comments related to review of SWEL 1 and SWEL 2 to Rick Casella at JAF. I can be reached by phone at (315) 349-6549.

Thanks,
Rick \

9/4/2012

Peer Review Checklist for SWEL**Instructions for Completing Checklist**

This peer review checklist may be used to document the review of the Seismic Walkdown Equipment List (SWEL) in accordance with Section 6: Peer Review. The space below each question in this checklist should be used to describe any findings identified during the peer review process and how the SWEL may have changed to address those findings. Additional space is provided at the end of this checklist for documenting other comments.

1. Were the five safety functions adequately represented in the SWEL 1 selection?

☒ YES ☐ NO

All five safety functions are adequately represented.

2. Does SWEL 1 include an appropriate representation of items having the following sample selection attributes:

- a. Various types of systems?

☒ YES ☐ NO

Various systems and components were selected.

- b. Major new and replacement equipment?

☒ YES ☐ NO

ESW strainers and 71INV-3A were selected both of which were recently modified.

The team should also consider RHRSW strainers (not on Base List) and the new three stage SRV solenoids.

Also selected was 71UPS-1(MTR). This component was recently changed out and replaced by an inverter. The list was not updated.

- c. Various types of equipment?

☒ YES ☐ NO

Various types of equipment have been selected, MOVs, AOVs, Vertical pumps, horizontal pumps, strainers, MCCs, L-Gear, Inverters, Heat Exchangers, etc.

- d. Various environments?

☐ YES ☒ NO

SEE EN-DC-168 AHEAD 9.11 FOR RESOLUTION
All components listed the same environmental conditions. The team could breakdown the environment conditions further to provide some discrimination such as inside primary containment, in HELB environment, etc.

REC
11/14/12

- e. Equipment enhanced based on the findings of the IPEEE (or equivalent) program?

☒ YES ☐ NO

The "Base List 1" is the original list of candidate components as taken from the IPEEE (Individual Plant Examination of External Events) and the SSEL (Safe Shutdown Equipment List) from the USI A-46 effort.

- f. Were risk insights considered in the development of SWEL 1?

☒ YES ☐ NO

3. For SWEL 2:

- a. Were spent fuel pool related items considered, and if applicable included in SWEL 2?

☒ YES ☐ NO

- b. Was an appropriate justification documented for spent fuel pool related items not included in SWEL 2?

☒ YES ☐ NO

SEE EN-DC-168 ATTACH 9.11 FOR RESOLUTION OF THIS ITEM. PEER REVIEWERS HAVE CONCURRED.

Not sure. I did not see any such documentation.

4. Provide any other comments related to the peer review of the SWELs.

- 1) Why doesn't the base list include all the items listed in B-2 of the EPRI document? Example, CRD Pumps, suppression pool, RHRSW Strainers.
- 2) Many components selected did not "Maintains at least one of the 5 Safety Functions" per the Base List. (Items 168, 213, 241, 247, 317, 322, 336, 391, 394, 409, 429, 460, 465, 473, 475, 476, 490, 492, 494, 496, 497, 498, 501, 510, 519, 521, 522, 557, 579, 580, 583). Many of these components were electrical components or CAD system and probably support one of the five safety functions. According to Figure 1-1 in the EPRI 1025286 document, these components should not be part of SWEL 1.

5. Have all peer review comments been adequately addressed in the final SWEL?

☒ YES ☐ NO

SEE EN-DC-168 ATTACH 9.11 FOR RESOLUTION OF ALL COMMENTS.

Peer Reviewer #1: R. SULLIVAN / R. Canella* Date: 11/14/12Peer Reviewer #2: LC Porcari / LC Duvich Date: 11.14.12

* SIGNED FOR R. SULLIVAN PER E-MAIL
AUTHORIZATION DATED 11/12/12, 6:22 PM.

R. Canella 11/14/12

Page 1 of 2

Casella, Richard

From: Sullivan, Richard
Sent: Monday, November 12, 2012 6:22 PM
To: Casella, Richard; Penny, Phil O
Subject: RE: Fukushima Equipment list Approval

Rick, Phil,

I have reviewed the information and approve it. You can sign for me per this e-mail.

Thanks,

Rich Sullivan

From: Casella, Richard
Sent: Sunday, November 11, 2012 8:06 PM
To: Sullivan, Richard; Penny, Phil O
Cc: Carlon, Christopher; Porch, Alan; Johnson, Joseph G
Subject: RE: Fukushima Equipment list Approval

Rich,

I have attached the SWEL 1 and SWEL 2 lists. I have also attached response to your comments. If acceptable to you, please initial the comment form. I will also forward the sheet from EN-DC-168 for your signature as completing Peer Review of the SWEL. I appreciate your help very much.

Thanks,
Rick

From: Sullivan, Richard
Sent: Wednesday, November 07, 2012 6:08 PM
To: Penny, Phil O
Cc: Casella, Richard; Carlon, Christopher
Subject: RE: Fukushima Equipment list Approval

Where is the list? I had some comments. How were those disposed? BTW, I am Columbia this week and next.

Rich

From: Penny, Phil O
Sent: Tuesday, November 06, 2012 8:31 AM
To: Sullivan, Richard
Cc: Casella, Richard; Carlon, Christopher
Subject: RE: Fukushima Equipment list Approval

Rich,

11/13/2012

Page 2 of 2

Please Approve the list you already concurred with via this email. You are the only signature left for completion.

Thanks

Phil Penny
Supervisor
Design Electrical Engineering
JAF Nuclear Power Station
Entergy Nuclear Operations
(ph) 315-349-6832

(ph) 315-402-9358
ppenny@entergy.com

From: Carlon, Christopher
Sent: Monday, November 05, 2012 1:58 PM
To: Sullivan, Richard; Locy, Roger
Cc: Casella, Richard; Penny, Phil O
Subject: Fukushima Equipment list Approval

Richard, Roger

I need your signature for participating in the Seismic Walkdown Equipment List (SWEL) review/preparation, back in early September. Please signed the attached file and send back to me ASAP.

Thank you

Christopher Carlon

Design Engineering - Mechanical
J.A. Fitzpatrick Nuclear Power Plant
Phone: 315-349-6916
Email: ccarlon@entergy.com

11/13/2012

Attachment H
“Seismic Walkdown Engineer Training Certificates”

Certificate of Completion

is hereby granted to

Harpreet Ghuman

for successful completion of

TRAINING ON NEAR TERM TASK FORCE

RECOMMENDATION 2.3

PLANT SEISMIC WALKDOWNS



July 26, 2012

Date

A handwritten signature in black ink, appearing to read "MW Eli".

Mark W. Eli, SCE, P.E.

Certified Seismic Walkdown Engineer

Palo Alto, CA June 27, 2012

Certificate of Completion

is hereby granted to

Donald Koberg

for successful completion of

TRAINING ON NEAR TERM TASK FORCE
RECOMMENDATION 2.3

PLANT SEISMIC WALKDOWNS



July 26, 2012

Date

A handwritten signature in dark ink, appearing to read "MWE", positioned above a horizontal line.

Mark W. Eli, SCE, P.E.

Certified Seismic Walkdown Engineer

Palo Alto, CA June 27, 2012



ENERCON

Excellence—Every project. Every day.

Certificate of Completion

is hereby granted to

Yaroslav Losev

for successful completion of

TRAINING ON NEAR TERM TASK FORCE

RECOMMENDATION 2.3

PLANT SEISMIC WALKDOWNS

Awarded: 9/13/2012 in Mt. Arlington, NJ

Kevin Bessell
Certified Seismic Walkdown Engineer
Palo Alto, CA – 6/13/2012

Alex Smerch
Certified Seismic Walkdown Engineer
Palo Alto, CA – 6/13/2012



Excellence—Every project. Every day.

Certificate of Completion

is hereby granted to

Pouria Pourghobadi

for successful completion of

**TRAINING ON NEAR TERM TASK FORCE
RECOMMENDATION 2.3**

PLANT SEISMIC WALKDOWNS

Awarded: 9/13/2012 in Mt. Arlington, NJ

A handwritten signature in black ink, appearing to read 'Kevin Bessell'.

Kevin Bessell
Certified Seismic Walkdown Engineer
Palo Alto, CA – 6/13/2012

A handwritten signature in black ink, appearing to read 'Alex Smerch'.

Alex Smerch
Certified Seismic Walkdown Engineer
Palo Alto, CA – 6/13/2012



Certificate of Achievement

This is to Certify that

Rick Casella

*has Completed the SQUG Walkdown Screening
and Seismic Evaluation Training Course
Held June 11-15, 2007*



Richard G. Starck II, MPR Associates, Inc.
SQUG Instructor

Paul D. Baughman, ARES Corporation
SQUG Instructor



Certificate of Completion

Alan Porch

**Training on Near Term Task Force
Recommendation 2.3
- Plant Seismic Walkdowns**

July 19, 2012

Date

R. P. Kassawara

Robert K. Kassawara
EPRI Manager,
Structural Reliability & Integrity



Certificate of Achievement

This is to Certify that

Bob Wester

has Completed the SQUG Walkdown Screening
and Seismic Evaluation Training Course

Held August 2-6, 1993



David A. Freed, MPR Associates
SQUG Training Coordinator

Neil P. Smith, Commonwealth Edison
SQUG Chairman

Robert P. Kassawara, EPRI
SQUG Program Manager



Certificate of Completion

Christopher Sawatzke

**Training on Near Term Task Force
Recommendation 2.3
- Plant Seismic Walkdowns**

July 11, 2012

Date

R.P. Kassawara

Robert K. Kassawara
EPRI Manager,
Structural Reliability & Integrity



Excellence—Every project. Every day.

Certificate of Completion

is hereby granted to

Tom Panayotidi

for successful completion of

**TRAINING ON NEAR TERM TASK FORCE
RECOMMENDATION 2.3**

PLANT SEISMIC WALKDOWNS

Awarded: 9/13/2012 in Mt. Arlington, NJ

Kevin Bessell
Certified Seismic Walkdown Engineer
Palo Alto, CA – 6/13/2012

Alex Smerch
Certified Seismic Walkdown Engineer
Palo Alto, CA – 6/13/2012

Enercon Walkdown
Team Lead for PNPS



Certificate of Completion

is hereby granted to

Laura Maclay

for successful completion of

**TRAINING ON NEAR TERM TASK FORCE
RECOMMENDATION 2.3
*PLANT SEISMIC WALKDOWNS***

Awarded: 7/26/2012 in Mt. Arlington, NJ

Kenneth Whitmore
Certified Seismic Walkdown Engineer
Alexandria, VA – 6/20/2012



ENERCON

Excellence—Every project. Every day.

Certificate of Completion

is hereby granted to

Jeff Horton

for successful completion of

**TRAINING ON NEAR TERM TASK FORCE
RECOMMENDATION 2.3
PLANT SEISMIC WALKDOWNS**


Awarded: 7/26/2012 in Mt. Arlington, NJ


Kenneth Whitmore
Certified Seismic Walkdown Engineer
Alexandria, VA – 6/20/2012


Attachment I
“Peer Review Comments”


ATTACHMENT 9.11


PEER REVIEW COMMENT FORM


		Seismic Walkdown Submittal Report		
		Review Comments and Resolutions Form		
Engineering Report Number	JAF-RPT-12-00015	Rev. 0	Title: James A. FitzPatrick (JAF) Nuclear Power Plant Seismic Walkdown Report for Resolution of Fukushima Near-Term Task Force Recommendation 2.3: Seismic	
Quality Related: <input type="checkbox"/> Yes <input checked="" type="checkbox"/> No		Special Notes or Instructions: N/A		
Comment Number	Section/Page No.	Review Comment	Response/Resolution	Reviewer's Accept Initials
Attachment C				
1	Cover sheet	Cover sheet is missing. This comment applies to all attachments for this report.	Comment incorporated	LM
2	General	Add a header on each page with an overall page count. This comment applies to all attachments for this report.	Comment incorporated	LM
3	General	The SWEL numbering doesn't appear to be sequential or correctly labeled per EN-DC-168, page 46, number 16. Each item for SWEL 1 should be labeled SWEL1-XXX, and sequential. The SWEL 2 items appear to be labeled correctly.	Comment incorporated.	LM
4	General	Typical <i>all</i> sheets - remove sheets 6-8 and if the second page of photos (page 5) is not used, delete it. Make sure to update sheet numbering in left corner of each page	Comment incorporated	LM
5	SWEL1-1	SWEL-1, Page 1, the equipment description misspells 'valve'.	Comment incorporated.	LM
6	SWEL1-011, 232, and 430	SWEL-11, SWEL-232, and SWEL-430-Sh. 4 & 5, 'Status' box is not checked on any of these items	Comment incorporated for SWEL1-11 and SWEL1-232. For SWEL1-430 the status was changed to U since this is a deferred item.	LM


		Seismic Walkdown Submittal Report Review Comments and Resolutions Form		
Engineering Report Number	JAF-RPT-12-00015	Rev. 0	Title: James A. FitzPatrick (JAF) Nuclear Power Plant Seismic Walkdown Report for Resolution of Fukushima Near-Term Task Force Recommendation 2.3: Seismic	
Quality Related: <input type="checkbox"/> Yes <input checked="" type="checkbox"/> No		Special Notes or Instructions: N/A		
Comment Number	Section/Page No.	Review Comment	Response/Resolution	Reviewer's Accept Initials
7	SWEL1-032	SWEL-32, some sheets say SWEL-32, some read SWEL-#32, be consistent	Comment Incorporated and format is consistent with EN-DC-168	LM
8	SWEL1-052	SWEL-52, question #6 is marked both 'Y' and 'U', which is correct?	Status changed to U, item is deferred.	LM
9	SWEL1-065, 164, 433, 555, 555, 577, 624, 640, 642, 646, 662, 670, 674, 2-1, 2-3, 2-5, 2-6.	Question #6 is blank on the following SWEL items: SWEL-65, SWEL-164, SWEL-433, SWEL-555, SWEL-555, SWEL-577, SWEL-624, SWEL-640, SWEL-642, SWEL-646, SWEL-662, SWEL-670, SWEL-674, SWEL2-1, SWEL2-3, SWEL 2-5, SWEL2-6. <i>Each question should have an answer marked, including Question #6. If the item is an in-line mounted valve or similar, it may not explicitly have anchorage. In these cases the question should be marked "Y" with an explanation, as you infer. The explanation could be "In-line mounted component" or similar.</i>	SWEL1-065, SWEL1-164, SWEL1-555, SWEL1-577, SWEL1-642, SWEL1-646, SWEL1-662, SWEL1-670, SWEL1-674, 2-1, 2-3, 2-5 comment incorporated. SWEL1-433, 624,640 status is U, items are deferred.	LM
10	SWEL1-209, 210, 213, 219	Status' box on page 4 is not checked for the following SWEL items: SWEL-209, SWEL-210, SWEL-213, SWEL-219	209, 210, 213, 219 Comment Incorporated	LM
11	SWEL1-234	SWEL-234- 'Status' box on page 3 & 4 is not checked.	Comment Incorporated	LM
12	SWEL1-360	SWEL-360- 'Status' box on page 3 is not checked	Comment Incorporated	LM
13	SWEL1-372, 2-14	SWEL-372 and SWEL2-14 are missing signatures	Comment Incorporated	LM
14	SWEL1-373	SWEL-373- 'Status' box on page 5 is not checked	Comment Incorporated	LM
15	SWEL1 426	SWEL 426- Question #1 is not checked	Comment Incorporated	LM


		Seismic Walkdown Submittal Report Review Comments and Resolutions Form		
Engineering Report Number	JAF-RPT-12-00015	Rev. 0	Title: James A. FitzPatrick (JAF) Nuclear Power Plant Seismic Walkdown Report for Resolution of Fukushima Near-Term Task Force Recommendation 2.3: Seismic	
Quality Related: <input type="checkbox"/> Yes <input checked="" type="checkbox"/> No		Special Notes or Instructions: N/A		
Comment Number	Section/Page No.	Review Comment	Response/Resolution	Reviewer's Accept Initials
16	SWEL1-433	SWEL-433- pages 2-5 are not labeled per the guideline, should have SWEL1-XXX, not just XXX. Also, pages 4 & 5 'Status' boxes are not checked	Status changed to U, the item is deferred.	LM
17	SWEL1-439	SWEL-439-page 4 labeled status 'U', but page 5 labeled 'Status' 'Y', which is correct?	Status changed to U, the item is deferred.	LM
18	SWEL1-456	SWEL-456-page 4 labeled 'Status' 'U', but page 5 labeled 'Status' 'Y', which is correct?	Status is changed to U. The item is deferred.	LM
19	SWEL1-475	SWEL-475 Question #6 marked 'U' but status is 'Y'?	Comment incorporated	LM
20	SWEL1-508	SWEL-508, Question #6 not checked and the 'Status' on page 4 is not checked	Comment incorporated	LM
21	SWEL1-516, 522	SWEL-516 and SWEL-522, Question #5 marked 'U' but status 'Y'?	Comment incorporated	LM
22	SWEL1-628	SWEL-628 is partially blank. Is this a deferred item? If so, status should be marked 'U'	Comment incorporated. The item is differed and the status is changed to U.	LM
23	SWEL1-636	SWEL-636, Question #10 is marked 'U', but overall 'Status' is 'Y', should #10 be 'N'? Also, question #6 is not checked.	Response provided by site staff, inconsistency is resolved.	LM
24	SWEL2-7	SWEL2-7, Question #6 not checked, and page 4 'Status' is not checked	Comment incorporated	LM
25	SWEL2-9	SWEL2-9, page 5 'Status' is not checked.	Comment incorporated.	LM
26	SWEL1-243	SWEL-243- 'Status' box on page 5 is not checked.	Comment Incorporated.	LM
Attachment D				
27	Cover sheet	Cover sheet is missing. This comment applies to all attachments for this report.	Comment incorporated	LM


		Seismic Walkdown Submittal Report Review Comments and Resolutions Form		
Engineering Report Number	JAF-RPT-12-00015	Rev. 0	Title: James A. FitzPatrick (JAF) Nuclear Power Plant Seismic Walkdown Report for Resolution of Fukushima Near-Term Task Force Recommendation 2.3: Seismic	
Quality Related: <input type="checkbox"/> Yes <input checked="" type="checkbox"/> No		Special Notes or Instructions: N/A		
Comment Number	Section/Page No.	Review Comment	Response/Resolution	Reviewer's Accept Initials
28	General	Add a header on each page with an overall page count. This comment applies to all attachments for this report.	Comment incorporated	LM
29	General	Typical all sheets - remove sheets 6-8 and if the second page of photos (page 5) is not used, delete it. Make sure to update sheet numbering in left corner of each page.	Comment incorporated	LM
30	AWC-003, AWC-011, AWC-012, AWC-013, AWC-014, AWC-019, AWC-023	Pages 4 and 5 of AWC-03, AWC-11, AWC-12, AWC-13, AWC-14, AWC-19, AWC-23 are missing the list of SWEL components in the heading	Comment incorporated. Note: AWC-003 and AWC-013 were identical. Hence, AWC-013 was replaced.	LM
31	AWC-006	AWC-06, the status is marked 'N' at the top of the page, but it appears that the walkdown has been completed. Refer to page 67 for an explanation of the status boxes. It should be 'Y'.	Comment incorporated	LM
32	AWC-012	AWC-12 has a different status on each page, only one is valid	Comment incorporated	LM
33	AWC-024	AWC-24 has 'Y' status on some pages, and 'N' on others, only one is valid.	Comment incorporated	LM
34	AWC-031, AWC-034, AWC-051	AWC-31; AWC-34 and AWC-51 are missing signatures	Comment incorporated.	LM


		Seismic Walkdown Submittal Report Review Comments and Resolutions Form		
Engineering Report Number	JAF-RPT-12-00015	Rev. 0	Title: James A. FitzPatrick (JAF) Nuclear Power Plant Seismic Walkdown Report for Resolution of Fukushima Near-Term Task Force Recommendation 2.3: Seismic	
Quality Related: <input type="checkbox"/> Yes <input checked="" type="checkbox"/> No		Special Notes or Instructions: N/A		
Comment Number	Section/Page No.	Review Comment	Response/Resolution	Reviewer's Accept Initials
35	AWC-056, AWC-047, AWC-045, AWC-044, AWC-043.	AWC-40, AWC-41, AWC-42, AWC-43 and AWC-58 do not have any Status boxes checked	Comment incorporated. Note: The order of some of the AWC's had to be changed and new numbers were assigned to them: <ul style="list-style-type: none"> • AWC-40 is changed to AWC-056. • AWC-41 is changed to AWC-047. • AWC-42 is changed to AWC-045. • AWC-58 is changed to AWC-044. 	LM
36	AWC-013	AWC-53 does not have any Status boxes checked and Question #4 is not checked	Waiting for SWE response and clarification. <ul style="list-style-type: none"> • AWC-53 is changed to AWC-013 	LM
Attachment E				
37	N/A	Remove last row of sheet that has (1) (2), etc.	Comment incorporated	LM
38	N/A	I believe Tom P.'s name should go in the "Reviewed by" line as he is the peer reviewer. I am the internal reviewer.	Comment incorporated	LM
39	N/A	The LBE forms are not part of Attachment E. They belong in Attachment F.	Comment incorporated. Removed all LBEs and moved them to Attachment F.	LM
40	N/A	Remove instruction pages, they are not part of the final report.	Comment incorporated	LM


		Seismic Walkdown Submittal Report Review Comments and Resolutions Form		
Engineering Report Number	JAF-RPT-12-00015	Rev. 0	Title: James A. FitzPatrick (JAF) Nuclear Power Plant Seismic Walkdown Report for Resolution of Fukushima Near-Term Task Force Recommendation 2.3: Seismic	
Quality Related: <input type="checkbox"/> Yes <input checked="" type="checkbox"/> No		Special Notes or Instructions: N/A		
Comment Number	Section/Page No.	Review Comment	Response/Resolution	Reviewer's Accept Initials
41	Pages 17 and 18	Pages 17 and 18 are labeled 'Non-adverse seismic condition items'. This is not part of the procedural requirements; I believe it should be removed.	Comment incorporated. Deleted table.	LM
42	Page 4	Page 4, first box, second paragraph, "Label was illegible but conduits appear to be terminate at CAD..." Change 'terminate' to 'terminating'.	Comment incorporated.	LM
Attachment F				
43	N/A	Missing. Currently the LBE forms that belong in this section are in Attachment E.	Comment incorporated.	LM
Attachment G				
44	N/A	Missing – part of final report	SWEL Peer Review to be generated by JAF personnel.	LM
Attachment H				
45		Add a cover sheet as the first page.	Comment incorporated.	LM
Attachment B				
46		Remove instruction sheets	Comment incorporated.	LM
47		BOLD SWEL 1 items on BL 1 as required per page 46, number 15 in EN-DC-168	Comment incorporated.	LM
48		BOLD SWEL 2 items on BL 2 as required per page 48, number 34 in EN-DC-168	Comment incorporated.	LM
50	Page 12	Page 12, last item says 'retired' in Decay Heat Removal box. This column is only supposed to have checkmarks, no words	Comment incorporated. Replaced with check mark.	LM


		Seismic Walkdown Submittal Report Review Comments and Resolutions Form		
Engineering Report Number	JAF-RPT-12-00015	Rev. 0	Title: James A. FitzPatrick (JAF) Nuclear Power Plant Seismic Walkdown Report for Resolution of Fukushima Near-Term Task Force Recommendation 2.3: Seismic	
Quality Related: <input type="checkbox"/> Yes <input checked="" type="checkbox"/> No		Special Notes or Instructions: N/A		
Comment Number	Section/Page No.	Review Comment	Response/Resolution	Reviewer's Accept Initials
51	Page 13	Page 13, first item says 'retired' in Decay Heat Removal box. This column is only supposed to have checkmarks, no words	Comment incorporated. Replaced with check mark.	LM
52	General	SWEL1 items are numbered incorrectly. Refer to page 46, number 16 of EN-DC-168 for the correct sequential numbering	Comment incorporated. Added 1-### to SWEL 1 Items and 2-### to SWEL 2 items.	LM
Report				
53	General	Coversheet has Quality Related box checked, is the issuing EC created as quality related? The pilgrim report is not quality related.	Based on Entergy's plants these reports are non quality related. Changed Quality status to Non quality related.	LM
54	General	General comment- There's a lot of missing information in this report, specifically sections 5, 6, 8 and 9. I have reviewed the overall format as it pertains to the procedure, but in order to verify number from tables, I will need to review it in detail when the missing information is available, hopefully prior to the final report submittal.	Information was filled in when inputs were provided by the client.	LM
55	General	Page 4,5,6,8, 18 refer to track comments on report, minor grammatical comments	Grammatical comments incorporated as suggested.	LM
56	General	Page 7 and 31 verify UFSAR is correct. Should it be FSAR instead?	UFSAR is Updated Final Safety Analysis Report. JAF has updated their FSAR throughout plant modifications. The document is UFSAR.	LM


 Entergy		Seismic Walkdown Submittal Report Review Comments and Resolutions Form			
Engineering Report Number	JAF-RPT-12-00015		Rev. 0	Title: James A. FitzPatrick (JAF) Nuclear Power Plant Seismic Walkdown Report for Resolution of Fukushima Near-Term Task Force Recommendation 2.3: Seismic	
Quality Related: <input type="checkbox"/> Yes <input checked="" type="checkbox"/> No			Special Notes or Instructions: N/A		
Comment Number	Section/Page No.	Review Comment		Response/Resolution	Reviewer's Accept Initials
Reviewed By:		Date		Resolved By:	
Laura Maclay <i>Laura Maclay</i>		11/20/12		Pouria Pourghobadi <i>P. Pourghobadi</i> Yaroslav Losev <i>Y. Losev</i>	
Site/Department:		JAF/Engineering	Ph.	Date:	11/20/2012


 Seismic Walkdown Submittal Report Review Comments and Resolutions Form				
Engineering Report Number	JAF-RPT-12-00015	Rev. 0	Title: James A. FitzPatrick (JAF) Nuclear Power Plant Seismic Walkdown Report for Resolution of Fukushima Near-Term Task Force Recommendation 2.3: Seismic	
Quality Related: <input checked="" type="checkbox"/> Yes <input type="checkbox"/> No		Special Notes or Instructions: N/A		
Comment Number	Section/Page No.	Review Comment	Response/Resolution	Reviewer's Accept Initials
57	SWEL1-001	The SWC title should be SWEL1-001. Misspelled the word "Valve" Q2, Q3, Q4: Explain why N/A is checked; otherwise answer Y. Q8: Need a CR #, not an LBE # Q9: misspelled the word "attached" Delete pp.5-8	<ul style="list-style-type: none"> - Comment Incorporated. SWEL formatting fixed. - Answers provided to Q2,3,and 4. Item is an inline valve - For this item LB was needed to evaluate the need for a CR. - Misspelling is corrected. - Pg.5-8 are deleted. 	TP
58	SWEL1-032	The SWC title should be SWEL1-032. Q7: Response should be "item is not a soft target" Delete pp.5-8	<ul style="list-style-type: none"> - Comment Incorporated. SWEL formatting fixed. - The item does not have any soft targets (pipes, gauges, etc) - Pg.5-8 are deleted. 	TP
59	SWEL1-052	The SWC title should be SWEL1-052. Q1, Q2: Response to Q1 should be moved to Q2 Q6: Should be "U" Q6: Response should be blank Sheet 5: Status should be "U" Delete pp.6-8	<ul style="list-style-type: none"> - Comment incorporated. - Q6 is answered U. - Pg.5-8 are deleted. 	TP


		Seismic Walkdown Submittal Report Review Comments and Resolutions Form		
Engineering Report Number	JAF-RPT-12-00015	Rev. 0	Title: James A. FitzPatrick (JAF) Nuclear Power Plant Seismic Walkdown Report for Resolution of Fukushima Near-Term Task Force Recommendation 2.3: Seismic	
Quality Related: <input checked="" type="checkbox"/> Yes <input type="checkbox"/> No		Special Notes or Instructions: N/A		
Comment Number	Section/Page No.	Review Comment	Response/Resolution	Reviewer's Accept Initials
60	SWEL1-069	The SWC title should be SWEL1-069 Q7: Response should be "item is not a soft target" Delete pp.5-8	<ul style="list-style-type: none"> - Comment incorporated. SWEL formatting fixed. - The item does not have any soft targets (pipes, gauges, etc) - Pg.5-8 are deleted. 	TP
61	SWEL1-137	The SWC title should be SWEL1-137 Q7: Response should be "item is not a soft target" Sheet 4: Caption should say "Photo" instead of "Illustration" Delete pp.5-8	<ul style="list-style-type: none"> - Comments incorporated. - The item does not have any soft targets (pipes, gauges, etc) - Caption changed to picture. - Pg. 5-8 deleted. 	TP
62	SWEL1-157	The SWC title should be SWEL1-157 Q7: Response should be "item is not a soft target" Delete pp.6-8	<ul style="list-style-type: none"> - Comments incorporated. - The item does not have any soft targets (pipes, gauges, etc) 	TP
63	SWEL1-213	The SWC title should be SWEL1-213 Q2, Q3, Q4: Explain why N/A is checked; otherwise answer Y. Q7: Response should be "item is not a soft target" Q8: Need a CR #, not an LBE # Sheet 4: Status should be "Y" Delete pp.5-8	<ul style="list-style-type: none"> - Comments incorporated. - Comment incorporated and answers changed to yes. - The item does not have any soft targets (pipes, gauges, etc) - For this item LB was needed to evaluate the need for a CR. - Pg. 5-8 deleted. 	TP


		Seismic Walkdown Submittal Report Review Comments and Resolutions Form		
Engineering Report Number	JAF-RPT-12-00015	Rev. 0	Title: James A. FitzPatrick (JAF) Nuclear Power Plant Seismic Walkdown Report for Resolution of Fukushima Near-Term Task Force Recommendation 2.3: Seismic	
Quality Related: <input checked="" type="checkbox"/> Yes <input type="checkbox"/> No		Special Notes or Instructions: N/A		
Comment Number	Section/Page No.	Review Comment	Response/Resolution	Reviewer's Accept Initials
64	SWEL1-433	The SWC title should be SWEL1-433 Q2, Q3: Explain why N/A is checked; otherwise answer Y. Q6: Should be "Y" Q6: Response should be blank Sheet 4: Status should be "Y" Sheet 5: Status should be "Y" Delete pp.6-8	<ul style="list-style-type: none"> - Comments incorporated. - Comment incorporated and answers changed to yes. - Sheets 4 and 5 are answered u since the item is deferred. - Pg 6-8 are deleted. 	TP
65	SWEL1-448	The SWC title should be SWEL1-448 Status should be "Y" Q7: If the answer is "Y", then the response should be deleted Delete pp.6-8	- All comments incorporated.	TP
66	SWEL1-452	The SWC title should be SWEL1-452 Delete pp.6-8	- Comment incorporated	TP
67	SWEL1-457	The SWC title should be SWEL1-457 Delete pp.5-8	- Comment incorporated	TP
68	SWEL1-474	The SWC title should be SWEL1-474 Q5: should be N/A Delete pp.5-8	- Comment incorporated	TP


 Seismic Walkdown Submittal Report Review Comments and Resolutions Form				
Engineering Report Number	JAF-RPT-12-00015	Rev. 0	Title: James A. FitzPatrick (JAF) Nuclear Power Plant Seismic Walkdown Report for Resolution of Fukushima Near-Term Task Force Recommendation 2.3: Seismic	
Quality Related: <input checked="" type="checkbox"/> Yes <input type="checkbox"/> No		Special Notes or Instructions: N/A		
Comment Number	Section/Page No.	Review Comment	Response/Resolution	Reviewer's Accept Initials
69	SWEL1-494	The SWC title should be SWEL1-494 Under "Equipment Description", the designation "253-OD3" does not match what's in the SWEL, which is "254-A3A" Q7: Response should be "item is not a soft target" Delete pp.5-8	- <i>Comment incorporated</i>	TP
70	SWEL1-501	The SWC title should be SWEL1-501 Delete pp.6-8	- <i>Comment incorporated</i>	TP
71	SWEL1-519	The SWC title should be SWEL1-519 Q5: If one bolt is missing, then status should be "N"; otherwise provide justification why you think it is "Y". Q7: Response should be "item is not a soft target" Sheet 5: Equipment class should be "09-Fans" Sheets 4,5" Caption should say "Photo" instead of "Illustration" Delete pp.6-8	<ul style="list-style-type: none"> - <i>Response provided in Q.2 and CR generated to track the deficiency. Missing bolt was already identified in previous walkdowns (SEWS) and evaluations indicated it to be acceptable.</i> - <i>Equipment class identified as 09-Fan.</i> - <i>Caption was fixed.</i> - <i>Extra pages deleted.</i> 	TP





		Seismic Walkdown Submittal Report Review Comments and Resolutions Form		
Engineering Report Number	JAF-RPT-12-00015	Rev. 0	Title: James A. FitzPatrick (JAF) Nuclear Power Plant Seismic Walkdown Report for Resolution of Fukushima Near-Term Task Force Recommendation 2.3: Seismic	
Quality Related: <input checked="" type="checkbox"/> Yes <input type="checkbox"/> No		Special Notes or Instructions: N/A		
Comment Number	Section/Page No.	Review Comment	Response/Resolution	Reviewer's Accept Initials
72	SWEL1-624	The SWC title should be SWEL1-624 Q2, Q3, Q4: Explain why N/A is checked; otherwise answer Y. Q6: Should be "Y". Response should be blank Delete pp.6-8	<ul style="list-style-type: none"> - Comment incorporated - The answers to questions Q.2,3, 4 and 6 are changed to U. the items is deferred. 	TP
73	SWEL1-646	The SWC title should be SWEL1-646 Q2, Q3, Q4: Explain why N/A is checked; otherwise answer Y. Q6: Should be "Y". Response should be blank Delete pp.6-8	<ul style="list-style-type: none"> - Comment incorporated - Waiting for response from SWE to clarify the inconsistency. - Extra pages deleted. 	TP
74	SWEL1-670	The SWC title should be SWEL1-670 Q2, Q3, Q4: Explain why N/A is checked; otherwise answer Y. Q6: Should be "Y". Response should be blank Delete pp.6-8	<ul style="list-style-type: none"> - Comment incorporated - Answers changed to Y. - Extra pages deleted. 	TP
75	SWEL1-683	The SWC title should be SWEL1-683 Q1: The sentence "The anchorage configuration was verified and found to be acceptable" should be deleted. Q7: Response should be "item is not a soft target" Delete pp.6-8	<ul style="list-style-type: none"> - Comment incorporated - Comment incorporated - There are no soft targets as part of the equipment. 	TP

		Seismic Walkdown Submittal Report Review Comments and Resolutions Form		
Engineering Report Number	JAF-RPT-12-00015	Rev. 0	Title: James A. FitzPatrick (JAF) Nuclear Power Plant Seismic Walkdown Report for Resolution of Fukushima Near-Term Task Force Recommendation 2.3: Seismic	
Quality Related: <input checked="" type="checkbox"/> Yes <input type="checkbox"/> No		Special Notes or Instructions: N/A		
Comment Number	Section/Page No.	Review Comment	Response/Resolution	Reviewer's Accept Initials
76	SWEL1-686	The SWC title should be SWEL1-686 Delete pp.6-8	- Comment incorporated	TP
77	SWEL1-690	The SWC title should be SWEL1-690 Q5: Need CR #, not LBE # Delete pp.5-8	- Comment incorporated - LBE was needed to be performed to evaluate the need for a CR.	TP
78	SWEL2-007	The SWC title should be SWEL2-007 Q2, Q3, Q4: Explain why N/A is checked; otherwise answer Y. Q6: Should be "Y". Response should be blank Q7: Response should be "item is not a soft target" Sheet 4: Status should be "Y" Delete pp.5-8	- Comment incorporated - The item is an inline valve. Responses provided. Comment incorporated. - Extra pages deleted.	TP
79	SWEL2-007	The SWC title should be SWEL2-007 Sheet 5: Status should be "Y" Delete pp.6-8	- Comment incorporated - Extra pages deleted.	TP
80	AWC-003	The AWC title should be AWC-003 The SWEL components should be "SWEL1-XXX" Sheets 4,5: Caption should say "Photo" instead of "Illustration" Delete pp.6-8	- Comment incorporated - Caption is corrected. - Extra pages deleted.	TP

		Seismic Walkdown Submittal Report Review Comments and Resolutions Form		
Engineering Report Number	JAF-RPT-12-00015	Rev. 0	Title: James A. FitzPatrick (JAF) Nuclear Power Plant Seismic Walkdown Report for Resolution of Fukushima Near-Term Task Force Recommendation 2.3: Seismic	
Quality Related: <input checked="" type="checkbox"/> Yes <input type="checkbox"/> No		Special Notes or Instructions: N/A		
Comment Number	Section/Page No.	Review Comment	Response/Resolution	Reviewer's Accept Initials
81	AWC-006	The AWC title should be AWC-006 The SWEL components should be "SWEL1-XXX" Status should be "Y" Delete pp.5-8	<ul style="list-style-type: none"> - <i>Comment incorporated</i> - <i>Comment incorporated</i> - <i>Extra pages deleted.</i> 	TP
82	AWC-009	The AWC title should be AWC-009 Delete pp.5-8	<ul style="list-style-type: none"> - <i>Comment incorporated</i> 	TP
83	AWC-013	The AWC title should be AWC-013 The SWEL components should be "SWEL1-XXX" Sheets 4,5: SWEL components should be specified Sheets 4,5: Caption should say "Photo" instead of "Illustration" Delete pp.6-8	<ul style="list-style-type: none"> - <i>Comment incorporated</i> • <i>Comment incorporated</i> - <i>Comment incorporated</i> - <i>Comment incorporated</i> 	TP
84	AWC-015	The AWC title should be AWC-015 The SWEL components should be "SWEL1-XXX" Status should be "Y" Q1: Need CR# not LBE# Sheets 4: Need photo, since there is a potentially adverse seismic condition under Q1 Delete pp.5-8	<ul style="list-style-type: none"> - <i>Comment incorporated</i> - <i>Comment incorporated</i> - <i>LBE was performed to evaluate the need for a CR.</i> 	TP


 Seismic Walkdown Submittal Report Review Comments and Resolutions Form				
Engineering Report Number	JAF-RPT-12-00015	Rev. 0	Title: James A. FitzPatrick (JAF) Nuclear Power Plant Seismic Walkdown Report for Resolution of Fukushima Near-Term Task Force Recommendation 2.3: Seismic	
Quality Related: <input checked="" type="checkbox"/> Yes <input type="checkbox"/> No		Special Notes or Instructions: N/A		
Comment Number	Section/Page No.	Review Comment	Response/Resolution	Reviewer's Accept Initials
85	AWC-017	The AWC title should be AWC-017 The SWEL components should be "SWEL1-XXX" Sheets 4,5: Caption should say "Photo" instead of "Illustration" Delete pp.6-8	<ul style="list-style-type: none"> - Comment incorporated - Comment incorporated - Caption corrected. 	TP
86	AWC-018	The AWC title should be AWC-018 The SWEL components should be "SWEL1-XXX" Sheets 4: Caption should say "Photo" instead of "Illustration" Delete pp.5-8	<ul style="list-style-type: none"> - Comment incorporated - Comment incorporated - Caption corrected. 	TP
87	AWC-021	The AWC title should be AWC-021 The SWEL components should be "SWEL1-XXX" Sheets 4: Caption should say "Photo" instead of "Illustration" Delete pp.5-8	<ul style="list-style-type: none"> - Comment incorporated - Comment incorporated - Caption corrected. 	TP
88	AWC-022	The AWC title should be AWC-022 The SWEL components should be "SWEL1-XXX" Delete pp.5-8	<ul style="list-style-type: none"> - Comment incorporated - Comment incorporated 	TP
89	AWC-029	The AWC title should be AWC-029 The SWEL components should be "SWEL1-XXX" Delete pp.5-8	<ul style="list-style-type: none"> - Comment incorporated - Comment incorporated 	TP




 Seismic Walkdown Submittal Report Review Comments and Resolutions Form				
Engineering Report Number	JAF-RPT-12-00015	Rev. 0	Title: James A. FitzPatrick (JAF) Nuclear Power Plant Seismic Walkdown Report for Resolution of Fukushima Near-Term Task Force Recommendation 2.3: Seismic	
Quality Related: <input checked="" type="checkbox"/> Yes <input type="checkbox"/> No		Special Notes or Instructions: N/A		
Comment Number	Section/Page No.	Review Comment	Response/Resolution	Reviewer's Accept Initials
90	AWC-033	The AWC title should be AWC-033 The SWEL components should be "SWEL1-XXX" Delete pp.5-8	- <i>Comment incorporated</i> - <i>Comment incorporated</i>	TP
91	AWC-034	The AWC title should be AWC-034 The SWEL components should be "SWEL1-XXX" Q3: Need CR#, not LBE# Q8: Need CR#, not LBE# Delete pp.5-8	- <i>Comment incorporated</i> - <i>Comment incorporated</i> - <i>LBE was performed to evaluate the need for a CR.</i>	TP
92	AWC-045	The AWC title should be AWC-045 The SWEL components should be "SWEL1-XXX" Under Comments, insert space before "appear" Delete pp.6-8	- <i>Comment incorporated</i> - <i>Comment incorporated</i>	TP
93	AWC-047	The AWC title should be AWC-047 The SWEL components should be "SWEL1-XXX" Room, Area should be "14E" Under Comments, insert space before "appear" Delete pp.5-8	- <i>Comment incorporated</i> - <i>Comment incorporated</i> - <i>Comment incorporated</i>	TP
94	AWC-049	The AWC title should be AWC-049 The SWEL components should be "SWEL1-XXX" Delete pp.5-8	- <i>Comment incorporated</i> - <i>Comment incorporated</i>	TP

		Seismic Walkdown Submittal Report Review Comments and Resolutions Form			
Engineering Report Number	JAF-RPT-12-00015		Rev. 0	Title: James A. FitzPatrick (JAF) Nuclear Power Plant Seismic Walkdown Report for Resolution of Fukushima Near-Term Task Force Recommendation 2.3: Seismic	
Quality Related: <input checked="" type="checkbox"/> Yes <input type="checkbox"/> No			Special Notes or Instructions: N/A		
Comment Number	Section/Page No.	Review Comment	Response/Resolution		Reviewer's Accept Initials
95	AWC-057	The AWC title should be AWC-049 The SWEL components should be "SWEL1-XXX" Delete pp.5-8	<ul style="list-style-type: none"> - Comment incorporated - Comment incorporated 		TP
96	REPORT	Editorial comments made in report (Word) document with Track Changes on.	<ul style="list-style-type: none"> - Comment incorporated 		TP
Reviewed By:		Tom Panayotidi 	Date	11/21/12	Resolved By:
					Pouria Pourghobadi  Yaroslav Losev 
Site/Department:	JAF/Engineering	Ph.		Date:	11/21/2012

ATTACHMENT 9.11

PEER REVIEW COMMENT FORM

		Seismic Walkdown Submittal Report Review Comments and Resolutions Form		
		Engineering Report Number: JAF-RPT-12-00015	Rev. 0	Title: James A. FitzPatrick (JAF) Nuclear Power Plant Seismic Walkdown Report for Resolution of Fukushima Near-Term Task Force Recommendation 2.3: Seismic
Quality Related: <input type="checkbox"/> Yes <input checked="" type="checkbox"/> No		Special Notes or Instructions: N/A		
Comment Number	Section/Page No.	Review Comment	Response/Resolution	Reviewer's Accept Initials
96	LB-01	Show me where in Ref. 1 850 lbs weight value exists.	Sheets 2 and 6, under "Comments" Section and under "Weight" Section respectively.	JHH
97	LB-01	Same as LBE-01 need to be specific on how this value was obtained (i.e. Reference page number in SEWS Package.)	Added, Sheet 6 to referenced value.	JHH
98	LB-01	Need to change the sentence to reflect reaction load applied to the top of the Cabinet such as: " With a lateral acceleration of 0.44g this means that the applied lateral seismic load to the top of the control panel cannot exceed:"	Changed paragraph as suggested.	JHH

		Seismic Walkdown Submittal Report Review Comments and Resolutions Form			
Engineering Report Number	JAF-RPT-12-00015	Rev. 0	Title: James A. FitzPatrick (JAF) Nuclear Power Plant Seismic Walkdown Report for Resolution of Fukushima Near-Term Task Force Recommendation 2.3: Seismic		
Quality Related: <input type="checkbox"/> Yes <input checked="" type="checkbox"/> No		Special Notes or Instructions: N/A			
Comment Number	Section/Page No.	Review Comment	Response/Resolution	Reviewer's Accept Initials	
99	LB-01	Need to revise the conclusion statement to reflect my previous comment (Comment # 104). Also, you need to consider the effect the seismic lateral load will have on the moment applied by the reaction applied to the top of the control panel by the conduits. I have no problem with your engineering judgment but you need to make sure you have considered the moment from the conduit reaction force at the top of the panel.	Revised paragraph to incorporate comments above. Added to Evaluation section of the LBE, "The moment is not taken into account in this LBE since the cabinet is fairly flexible and will allow some lateral deflection between anchorage of the cabinet and "Substantially Welded Steel Frame", shown on SEWS, Field Sketch for 93ECP-A/B [Ref.1]; therefore the anchorage was treated as pinned connections, releasing moments at the anchorage between steel frame and concrete. Based on above the moment transferred to the anchors between steel frame and concrete will be negligible."	JHH	
100	LB-01	General comment it appears that these conduits may be flexible conduits am I correct.	Yes, the conduits are flexible and will reduce transferred load to the top of the panel.	JHH	
Reviewed By:		Jeffrey H. Horton 	Date	11/12/12	Resolved By:
					Yaroslav Losev 
Site/Department:		JAF/Engineering	Ph.		Date:
					11/12/2012