



APPENDIX A

Heat Rise 1st Run Tabulated Data

Test Report No. TR63001-07N

Revision 0

Appendix A

Heat Rise Test 1st Run

Date	Time	TC1	TC2	TC3	TC4	TC5	TC6	TC7	TC8	TC9	TC10	TC11	TC12	TC13	TC14	TC15	TC16	VDC	Amps	Watts
2006/11/13	20:08:58	66.0	65.6	64.8	63.2	62.8	65.3	65.3	65.7	63.1	64.8	64.6	64.8	59.0	60.1	59.4	60.2	-0.30	-0.04	0.01
2006/11/13	20:09:58	66.0	65.6	64.8	63.2	62.8	65.3	65.4	65.6	63.0	64.8	64.6	64.8	59.0	60.4	59.3	60.4	71.80	9.69	695.74
2006/11/13	20:10:58	70.3	78.2	64.8	63.9	62.8	65.2	69.8	71.1	63.0	64.8	64.6	64.8	59.0	60.4	59.3	60.2	218.90	29.30	6413.77
2006/11/13	20:11:58	103.4	126.5	64.6	66.8	62.8	65.2	79.4	87.3	63.0	64.6	64.6	64.8	59.1	60.2	59.1	60.2	229.10	30.44	6973.80
2006/11/13	20:12:58	172.5	194.5	64.8	69.7	63.0	65.3	92.2	106.5	63.2	64.8	64.6	65.0	59.3	60.4	59.1	60.2	229.90	30.35	6977.47
2006/11/13	20:13:58	267.3	272.8	64.6	72.1	62.8	65.2	106.2	134.1	63.2	64.6	64.6	65.0	59.2	60.1	58.9	60.1	229.80	30.21	6942.26
2006/11/13	20:14:58	377.4	352.1	64.8	75.3	63.1	65.2	115.4	156.5	63.4	64.6	64.8	65.1	59.3	60.0	58.6	60.0	230.90	30.22	6977.80
2006/11/13	20:15:58	485.7	424.5	64.6	77.3	63.3	65.2	124.6	171.5	63.6	64.6	64.8	65.2	59.3	60.1	58.6	59.9	231.60	30.20	6994.32
2006/11/13	20:16:58	587.8	490.0	64.6	79.4	63.5	65.1	135.3	199.0	63.8	64.4	64.6	65.5	59.5	60.1	58.6	60.0	231.60	30.19	6992.00
2006/11/13	20:17:58	670.4	532.6	64.4	81.1	63.7	65.0	147.1	210.6	63.8	64.2	64.6	65.6	59.6	60.0	58.4	59.9	227.40	29.75	6765.15
2006/11/13	20:18:58	739.1	584.6	64.6	84.4	64.0	65.0	153.5	227.2	63.9	64.2	64.8	65.7	59.7	60.0	58.6	60.0	230.60	30.26	6977.96
2006/11/13	20:19:58	795.1	619.0	64.6	87.4	64.6	65.0	163.2	240.8	64.1	64.3	64.8	66.0	59.8	59.9	58.4	59.8	230.60	30.32	6991.79
2006/11/13	20:21:32	862.0	662.4	64.6	91.0	65.4	65.1	172.8	260.5	64.2	64.4	65.0	66.6	59.9	60.1	58.6	59.9	230.70	30.38	7008.67
2006/11/13	20:21:34	862.0	660.9	64.6	90.7	65.4	65.1	172.8	260.5	64.2	64.3	65.0	66.6	59.8	60.0	58.6	59.9	230.60	30.37	7003.32
2006/11/13	20:21:36	863.2	660.1	64.6	90.5	65.4	65.1	173.5	263.2	64.2	64.3	65.0	66.6	59.8	60.1	58.6	59.9	230.60	30.37	7003.32
2006/11/13	20:21:38	864.4	660.1	64.6	90.8	65.5	65.1	172.3	263.2	64.2	64.3	65.0	66.6	59.8	60.1	58.6	59.9	230.60	30.37	7003.32
2006/11/13	20:21:40	865.4	660.1	64.6	90.3	65.5	65.1	172.3	262.4	64.2	64.3	65.0	66.6	59.8	60.1	58.6	59.9	230.60	30.38	7005.63
2006/11/13	20:21:42	866.7	660.1	64.6	90.3	65.5	65.1	173.3	261.6	64.2	64.3	65.0	66.6	59.8	60.1	58.6	59.8	230.60	30.38	7005.63
2006/11/13	20:21:44	867.8	660.8	64.6	90.5	65.5	65.1	175.5	262.4	64.2	64.4	64.8	66.6	59.8	60.0	58.6	59.8	230.60	30.37	7003.32
2006/11/13	20:21:46	868.9	662.9	64.6	91.7	65.5	65.1	175.5	262.2	64.2	64.4	64.8	66.6	59.8	60.0	58.6	59.8	230.60	30.37	7003.32
2006/11/13	20:21:48	869.9	666.1	64.6	91.6	65.6	65.1	176.0	262.4	64.2	64.4	65.0	66.6	59.9	60.0	58.6	59.9	230.60	30.38	7005.63
2006/11/13	20:21:50	871.0	667.6	64.6	92.1	65.5	65.1	175.8	262.9	64.2	64.4	65.0	66.6	59.9	60.0	58.6	59.9	230.60	30.38	7005.63
2006/11/13	20:22:34	892.2	677.7	64.6	92.8	66.1	65.1	180.0	272.6	64.3	64.4	65.1	66.8	60.0	59.9	58.8	59.9	230.60	30.39	7007.93
2006/11/13	20:23:34	914.8	693.5	64.6	95.8	66.6	65.1	184.7	277.6	64.3	64.4	65.1	67.1	60.1	60.0	59.2	59.9	230.40	30.37	6997.25
2006/11/13	20:24:34	934.7	700.2	64.6	97.3	67.3	65.0	188.4	283.9	64.2	64.4	65.1	67.3	60.1	60.2	59.2	60.1	230.40	30.37	6997.25
2006/11/13	20:25:34	951.8	706.5	64.6	98.2	68.0	65.0	192.0	294.3	64.2	64.4	65.1	67.7	60.1	60.4	59.2	59.9	230.30	30.38	6996.51
2006/11/13	20:26:34	964.6	717.8	64.8	100.4	69.0	65.1	198.0	294.9	64.4	64.6	65.1	67.9	60.0	60.0	59.4	59.8	230.30	30.38	6996.51
2006/11/13	20:27:34	974.1	715.5	64.8	102.3	69.7	65.1	203.3	307.0	64.4	64.6	65.2	68.2	60.0	60.0	59.4	59.9	230.30	30.39	6998.82
2006/11/13	20:28:34	984.4	723.2	64.8	103.4	70.8	65.3	204.5	306.2	64.6	64.8	65.0	68.4	60.0	60.0	59.5	60.0	230.30	30.39	6998.82
2006/11/13	20:29:34	990.8	729.7	65.0	106.1	71.5	65.4	206.5	317.8	64.6	64.8	65.1	68.6	60.1	60.2	59.7	60.0	230.30	30.39	6998.82
2006/11/13	20:30:34	996.5	730.3	64.8	105.3	72.2	65.2	209.2	318.6	64.6	64.6	65.2	69.0	60.1	60.2	59.7	59.9	230.30	30.40	7001.12
2006/11/13	20:31:34	1002.0	725.0	65.0	107.1	73.3	65.4	213.7	323.2	64.8	65.0	65.2	69.3	60.0	60.1	59.7	59.8	230.30	30.39	6998.82
2006/11/13	20:32:34	1008.5	729.1	64.8	108.1	74.0	65.3	214.0	335.1	64.6	64.8	65.2	69.6	60.0	59.9	59.7	59.9	230.30	30.39	6998.82
2006/11/13	20:33:34	1012.3	731.3	65.0	110.5	74.9	65.4	216.5	321.6	64.8	65.0	65.2	69.9	60.1	60.2	59.7	60.0	230.30	30.39	6998.82
2006/11/13	20:34:34	1015.1	730.5	65.0	110.0	75.8	65.4	216.5	328.1	64.8	65.0	65.3	70.1	60.2	60.0	59.8	60.1	230.40	30.40	7004.16
2006/11/13	20:35:34	1017.8	732.0	65.0	111.7	76.5	65.4	217.8	332.1	64.8	65.0	65.2	70.3	60.1	59.9	59.6	60.0	230.40	30.40	7004.16
2006/11/13	20:36:34	1021.5	740.3	64.8	112.1	77.2	65.4	221.0	339.1	64.8	65.0	65.2	70.6	60.1	59.8	59.7	59.9	230.30	30.40	7001.12
2006/11/13	20:37:34	1023.9	731.2	65.0	113.6	78.2	65.4	221.7	341.4	64.8	65.0	65.2	70.8	60.0	59.6	59.6	59.9	230.30	30.40	7003.42
2006/11/13	20:38:34	1025.8	745.0	65.0	114.0	79.1	65.5	221.2	332.5	64.8	65.0	65.2	71.1	60.1	60.0	59.8	60.0	230.30	30.40	7001.12
2006/11/13	20:39:34	1026.8	739.1	65.1	115.6	79.8	65.5	223.6	339.5	64.8	65.1	65.3	71.3	60.1	59.9	59.8	60.0	230.30	30.40	7001.12
2006/11/13	20:40:34	1029.7	745.3	65.0	117.3	80.6	65.5	223.6	339.2	64.8	65.0	65.3	71.6	60.0	59.9	59.8	60.1	230.40	30.40	7004.16
2006/11/13	20:41:34	1029.9	740.7	65.0	117.2	81.3	65.3	228.7	330.6	64.8	65.0	65.2	71.9	60.1	59.9	59.8	60.1	230.30	30.40	7001.12
2006/11/13	20:42:34	1032.3	736.9	65.0	117.6	82.1	65.4	227.0	341.0	64.8	65.0	65.2	72.1	60.4	60.1	59.8	60.1	230.30	30.40	7001.12
2006/11/13	20:43:34	1033.0	737.6	64.8	118.8	82.8	65.3	225.7	334.9	64.8	64.8	65.3	72.3	60.1	60.1	59.7	60.0	230.20	30.40	6998.08
2006/11/13	20:44:34	1035.8	743.4	64.8	119.0	83.6	65.4	229.6	334.1	64.8	64.8	65.2	72.6	60.0	59.7	59.7	60.1	230.30	30.39	6998.82
2006/11/13	20:45:34	1036.8	741.5	65.1	121.8	84.6	65.6	232.9	337.2	65.0	65.0	65.2	72.8	60.1	60.0	59.7	60.2	230.20	30.40	6998.08
2006/11/13	20:46:34	1037.0	743.1	64.8	121.0	85.1	65.4	231.3	329.4	64.8	64.8	65.4	73.1	60.2	60.0	59.7	60.2	230.40	30.41	7006.46
2006/11/13	20:47:34	1038.5	743.7	65.0	122.0	86.1	65.4	230.9	335.6	64.8	64.8	65.4	73.5	60.6	60.2	59.9	60.4	230.30	30.40	7001.12
2006/11/13	20:48:34	1039.1	744.5	65.0	123.1	86.8	65.4	230.3	330.4	64.8	65.0	65.4	73.6	60.2	60.4	59.7	60.2	230.40	30.41	7006.46
2006/11/13	20:49:34	1039.9	739.6	65.0	124.1	87.6	65.4	233.7	334.9	64.8	65.0	65.3	73.9	60.4	60.4	59.7	60.4	230.20	30.40	6998.08
2006/11/13	20:50:34	1040.5	743.5	65.0	123.7	88.3	65.4	232.0	337.9	64.8	65.0	65.2	74.0	60.4	60.4	59.8	60.4	230.30	30.40	7001.12
2006/11/13	20:51:34	1042.4	740.7	65.0	124.8	88.8	65.4	233.9	333.2	64.8	65.0	65.2	74.1	60.4	60.2	59.8	60.4	230.30	30.39	7001.86
2006/11/13	20:52:34	1042.5	744.2	65.0	125.4	89.4	65.4	234.4	345.6	64.8	65.0	65.1	74.4	60.4	60.0	59.8	60.4	230.30	30.39	6998.82
2006/11/13	20:53:34	1043.7	742.5	65.1	126.0	90.3	65.5	236.5	338.9	65.0	65.0	65.2	74.7	60.4	60.0	60.0	60.6	230.20	30.40	7001.12
2006/11/13	20:54:34	1044.7	743.4	65.2	127.0	91.1	65.6	235.7	343.8	65.1	65.1	65.2	74.9	60.4	60.2	59.9	60.6	230.20	30.41	7000.38
2006/11/13	20:55:34	1045.3	744.7	65.3	127.9	91.9	65.7	237.7	331.2	65.2	65.2	65.3	75.3	60.4	60.8	60.0	60.6	230.20	30.40	6998.08

Test Report TR63001-07N

Heat Rise Test

1st Run

Date	Time	TC1	TC2	TC3	TC4	TC5	TC6	TC7	TC8	TC9	TC10	TC11	TC12	TC13	TC14	TC15	TC16	VDC	Amps	Watts
2006/11/13	20:56:34	1046.3	745.8	65.3	128.6	92.6	65.7	238.1	335.7	65.1	65.2	65.3	75.4	60.6	60.6	60.1	60.6	230.30	30.40	7001.12
2006/11/13	20:57:34	1047.0	746.0	65.2	129.9	93.1	65.6	238.4	343.2	65.1	65.1	65.2	75.6	60.6	60.6	60.2	60.8	230.30	30.41	7003.42
2006/11/13	20:58:34	1047.6	744.7	65.2	129.8	93.7	65.5	241.4	342.4	65.0	65.0	65.1	75.6	60.4	60.4	60.0	60.4	230.30	30.40	7001.12
2006/11/13	20:59:34	1048.5	747.0	65.2	130.3	94.4	65.5	240.9	339.1	65.1	65.1	65.1	75.8	60.6	60.4	60.1	60.6	230.30	30.40	7001.12
2006/11/13	21:00:34	1048.0	744.7	65.2	131.5	95.1	65.6	240.9	340.4	65.0	65.1	65.1	76.1	60.4	60.4	60.0	60.8	230.20	30.38	6995.78
2006/11/13	21:01:34	1047.4	748.8	65.2	130.8	95.3	65.5	243.4	340.2	65.1	65.1	65.0	76.3	60.6	60.4	60.2	60.8	230.00	30.37	6985.10
2006/11/13	21:02:34	1049.0	746.5	65.2	132.2	96.3	65.6	243.8	343.4	65.1	65.1	65.1	76.6	60.4	60.4	60.2	60.6	230.00	30.36	6982.80
2006/11/13	21:03:34	1050.0	748.9	65.3	133.3	96.7	65.6	242.2	340.7	65.2	65.1	65.2	76.9	60.8	60.4	60.4	60.8	229.90	30.35	6977.47
2006/11/13	21:04:34	1049.7	742.3	65.3	133.5	97.3	65.6	245.2	347.9	65.2	65.1	65.1	76.9	60.6	60.6	60.1	60.8	230.00	30.36	6985.10
2006/11/13	21:05:34	1049.0	742.3	65.3	134.6	97.8	65.6	243.7	342.9	65.2	65.1	65.1	77.1	60.6	60.4	60.1	60.6	230.00	30.37	6985.10
2006/11/13	21:06:34	1050.8	741.5	65.4	135.3	98.6	65.6	245.5	341.6	65.3	65.1	65.0	77.3	60.6	60.4	60.2	60.8	230.00	30.35	6980.50
2006/11/13	21:07:34	1052.0	747.3	65.4	134.7	99.1	65.6	246.3	291.7	65.3	65.2	65.2	77.8	60.8	60.8	60.4	60.9	230.00	30.36	6982.80
2006/11/13	21:08:34	1051.5	747.8	65.4	135.6	99.6	65.6	247.8	297.3	65.3	65.2	65.1	77.8	60.6	60.9	60.1	60.4	229.90	30.36	6979.76
2006/11/13	21:09:34	1050.6	745.3	65.4	137.1	100.3	65.6	246.0	302.7	65.3	65.2	65.1	78.0	60.6	60.4	60.2	60.4	229.90	30.35	6977.47
2006/11/13	21:10:34	1051.9	746.5	65.4	137.4	101.1	65.6	245.5	301.1	65.3	65.1	65.1	78.2	60.6	60.6	60.1	60.6	230.00	30.36	6982.80
2006/11/13	21:11:34	1052.4	746.3	65.4	137.8	101.3	65.6	249.1	304.9	65.3	65.1	65.0	78.3	60.6	60.6	60.1	60.6	230.00	30.36	6982.80
2006/11/13	21:12:34	1053.3	749.1	65.3	139.5	101.6	65.5	247.9	303.4	65.2	65.0	65.0	78.3	60.6	60.4	60.0	60.4	230.00	30.36	6982.80
2006/11/13	21:13:34	1054.0	748.1	65.3	138.8	102.3	65.4	248.1	311.5	65.1	64.8	65.0	78.6	60.6	60.4	60.0	60.2	230.00	30.36	6982.80
2006/11/13	21:14:34	1053.9	747.0	65.3	138.8	102.9	65.5	251.8	309.9	65.2	65.0	65.1	78.9	60.6	60.6	60.2	60.6	230.00	30.36	6982.80
2006/11/13	21:15:34	1054.2	744.7	65.4	140.5	103.4	65.4	249.9	312.9	65.2	64.8	65.1	79.1	60.6	60.8	60.0	60.4	229.90	30.35	6977.47
2006/11/13	21:16:34	1055.2	742.6	65.4	139.7	103.9	65.5	253.0	316.4	65.3	65.0	65.0	79.2	60.8	60.8	60.0	60.4	230.00	30.36	6982.80
2006/11/13	21:17:34	1055.8	750.8	65.4	141.0	104.3	65.5	251.5	310.1	65.3	65.0	65.1	79.6	60.6	60.8	60.1	60.6	230.00	30.36	6982.80
2006/11/13	21:18:34	1055.7	750.2	65.4	141.0	104.8	65.5	253.3	311.7	65.3	65.0	65.2	79.8	60.9	60.1	60.4	60.6	230.10	30.37	6988.14
2006/11/13	21:19:34	1056.7	752.1	65.4	141.4	105.3	65.5	250.4	312.6	65.3	65.0	65.1	79.8	60.6	61.2	60.4	60.6	230.30	30.40	7001.12
2006/11/13	21:20:34	1056.9	743.5	65.5	141.6	105.6	65.6	252.6	310.9	65.4	65.0	65.1	80.1	60.9	61.1	60.4	60.6	230.20	30.39	6998.08
2006/11/13	21:21:34	1057.7	750.8	65.5	142.8	106.1	65.5	253.6	316.6	65.4	65.0	65.1	80.3	60.9	61.2	60.4	60.6	230.20	30.39	6998.08
2006/11/13	21:22:34	1059.0	750.5	65.5	143.3	106.8	65.6	256.9	311.3	65.5	65.1	65.3	80.6	61.0	60.9	60.4	60.6	230.20	30.40	6998.08
2006/11/13	21:23:34	1060.0	748.4	65.6	143.4	107.3	65.7	254.0	316.9	65.6	65.2	65.2	80.8	61.0	61.2	60.4	60.6	230.20	30.40	6998.08
2006/11/13	21:24:34	1060.0	749.4	65.7	144.1	108.1	65.8	258.8	320.7	65.7	65.3	65.2	81.1	61.1	61.2	60.4	60.6	230.20	30.40	7000.38
2006/11/13	21:25:34	1060.2	753.8	65.7	144.6	108.3	65.7	255.1	317.6	65.7	65.3	65.2	81.2	60.9	61.2	60.4	60.6	230.30	30.37	6994.21
2006/11/13	21:26:34	1061.4	757.0	65.8	144.5	109.0	65.8	255.4	317.9	65.8	65.4	65.3	81.5	61.0	60.8	60.4	60.8	230.20	30.39	6995.78
2006/11/13	21:27:34	1062.5	754.0	65.8	145.8	109.3	65.8	257.2	318.7	65.8	65.4	65.2	81.6	61.1	61.3	60.6	60.8	230.30	30.39	6998.82
2006/11/13	21:28:34	1062.5	751.5	65.7	144.6	109.9	65.7	259.6	325.8	65.7	65.3	65.2	81.7	61.0	61.2	60.6	60.6	230.30	30.40	7003.42
2006/11/13	21:29:34	1062.0	754.1	65.8	146.5	110.2	65.8	257.4	319.4	65.8	65.4	65.3	81.9	61.0	61.3	60.4	60.6	230.20	30.40	6998.08
2006/11/13	21:30:34	1062.2	754.8	65.8	146.5	110.6	65.8	259.4	319.4	65.8	65.4	65.3	82.1	61.1	61.3	60.6	60.8	230.30	30.40	7001.12
2006/11/13	21:31:34	1062.5	748.3	65.9	146.5	110.8	65.8	260.1	323.7	65.8	65.4	65.2	82.3	61.0	61.2	60.4	60.6	230.20	30.40	6998.08
2006/11/13	21:32:34	1064.3	754.8	65.8	147.7	111.2	65.7	258.2	323.4	65.7	65.3	65.2	82.4	61.1	61.2	60.6	60.6	230.20	30.40	6998.08
2006/11/13	21:33:34	1064.2	751.0	65.9	148.3	111.6	65.8	260.7	321.1	65.8	65.4	65.2	82.6	61.1	61.2	60.4	60.6	230.30	30.40	7001.12
2006/11/13	21:34:34	1064.9	752.9	65.9	148.5	111.9	65.8	262.2	324.3	65.8	65.4	65.3	83.0	61.1	61.3	60.4	60.6	230.10	30.40	6995.04
2006/11/13	21:35:34	1065.9	749.5	65.9	149.7	112.5	65.8	263.7	325.3	65.8	65.4	65.3	83.1	60.9	61.1	60.4	60.6	230.20	30.39	6998.82
2006/11/13	21:36:34	1065.2	752.7	66.1	151.3	113.3	66.0	259.8	322.0	66.0	65.5	65.4	83.3	61.1	61.2	60.6	60.8	230.20	30.39	6995.78
2006/11/13	21:37:34	1065.5	749.7	66.2	150.4	113.6	66.1	263.7	323.7	66.2	65.6	65.4	83.5	61.0	61.3	60.6	60.8	230.20	30.39	6998.82
2006/11/13	21:38:34	1066.0	759.8	66.2	150.1	114.2	66.1	263.2	327.2	66.2	65.7	65.5	83.8	61.1	61.4	60.6	61.0	230.10	30.40	6995.04
2006/11/13	21:39:34	1066.2	751.8	66.3	151.5	114.3	66.2	262.4	324.2	66.3	65.8	65.5	83.9	61.1	61.3	60.6	60.9	230.10	30.41	6997.34
2006/11/13	21:40:34	1066.2	751.8	66.4	150.8	114.8	66.4	265.0	326.6	66.4	65.9	65.5	84.2	61.2	61.3	60.8	61.0	230.20	30.40	6998.08
2006/11/13	21:41:34	1067.4	755.0	66.6	152.3	115.2	66.3	264.3	324.3	66.6	66.0	65.5	84.3	61.2	61.4	60.8	61.0	230.20	30.39	6995.78
2006/11/13	21:42:34	1068.4	757.0	66.6	152.6	115.8	66.3	266.8	331.4	66.6	66.0	65.5	84.6	61.1	61.3	60.6	60.9	230.20	30.41	7000.38
2006/11/13	21:43:34	1067.9	757.8	66.6	151.9	116.1	66.4	266.5	329.0	66.8	66.1	65.6	84.8	60.9	61.3	60.8	61.1	230.20	30.41	7000.38
2006/11/13	21:44:34	1068.0	755.2	66.6	152.0	116.8	66.6	267.8	328.2	66.8	66.2	65.5	84.9	61.2	61.2	60.8	61.0	230.00	30.38	6987.40
2006/11/13	21:45:34	1069.5	757.2	66.8	152.9	117.0	66.6	267.1	329.1	66.8	66.2	65.6	85.1	61.0	61.4	60.8	61.0	230.20	30.39	6995.78
2006/11/13	21:46:34	1068.9	756.8	66.6	153.1	117.3	66.4	268.7	328.5	66.6	66.1	65.6	85.3	61.0	61.3	60.8	60.9	229.90	30.38	6984.36
2006/11/13	21:47:34	1068.7	755.6	66.6	153.4	117.5	66.6	268.9	334.6	66.8	66.1	65.6	85.3	61.0	61.3	60.6	60.8	230.30	30.36	6994.94
2006/11/13	21:48:34	1069.5	754.5	66.8	155.3	117.7	66.6	267.8	330.4	66.8	66.1	65.6	85.6	60.8	61.1	60.6	60.6	230.30	30.40	7001.12
2006/11/13	21:49:34	1068.2	757.7	66.6	157.0	118.2	66.4	268.9	332.5	66.6	66.0	65.5	85.8	60.8	61.0	60.6	60.6	230.10	30.39	6992.74
2006/11/13	21:50:34	1069.5	758.8	66.8	156.5	118.6	66.6	269.5	331.6	66.8	66.2	65.5	85.9	60.9	61.2	60.6	60.6	230.20	30.40	6998.08
2006/11/13	21:51:34	1069.8	759.0	66.8	155.3	118.9	66.6	268.2	332.5	66.8	66.2	65.6	86.1	60.8	61.0	60.6	60.9	230.20</		

Heat Rise Test

1st Run

Date	Time	TC1	TC2	TC3	TC4	TC5	TC6	TC7	TC8	TC9	TC10	TC11	TC12	TC13	TC14	TC15	TC16	VDC	Amps	Watts
2006/11/13	21:52:34	1071.4	762.6	66.8	155.1	119.1	66.6	271.4	332.5	66.8	66.1	65.6	86.3	60.8	61.2	60.6	60.6	230.20	30.40	6998.08
2006/11/13	21:53:34	1071.6	758.7	66.8	155.8	119.6	66.6	272.1	334.1	66.8	66.1	65.6	86.4	60.9	61.0	60.6	60.6	230.20	30.40	6998.08
2006/11/13	21:54:34	1071.4	759.2	67.0	155.4	119.9	66.6	272.2	338.9	66.8	66.2	65.7	86.6	60.9	61.1	60.6	60.6	230.20	30.41	7000.38
2006/11/13	21:55:34	1072.8	759.5	67.1	156.6	120.4	66.8	274.6	336.5	67.1	66.3	65.6	86.8	60.9	61.2	60.6	60.8	230.10	30.39	6992.74
2006/11/13	21:56:34	1072.9	757.9	67.1	156.8	120.5	66.8	271.7	337.1	67.1	66.3	65.6	86.8	60.8	61.3	60.6	60.6	230.20	30.41	7000.38
2006/11/13	21:57:34	1072.5	760.5	67.1	157.5	120.8	66.8	275.0	333.1	67.0	66.3	65.7	87.1	60.9	61.1	60.6	60.8	230.20	30.40	7000.38
2006/11/13	21:58:34	1072.9	756.8	67.3	158.8	121.0	67.0	271.7	334.8	67.2	66.6	65.8	87.4	61.1	61.0	60.8	60.8	230.20	30.39	6995.78
2006/11/13	21:59:34	1073.1	757.7	67.3	158.8	121.5	66.8	275.2	332.2	67.2	66.3	65.7	87.6	60.8	61.3	60.6	60.8	230.20	30.40	6998.08
2006/11/13	22:00:34	1073.2	763.1	67.3	158.5	121.8	67.0	274.4	337.6	67.2	66.4	65.9	87.8	61.0	61.1	60.8	60.8	230.20	30.40	6998.08
2006/11/13	22:01:34	1074.5	759.3	67.2	159.9	122.2	67.0	276.0	342.6	67.2	66.3	65.7	87.8	61.0	61.2	60.6	60.6	230.30	30.41	7003.42
2006/11/13	22:02:34	1074.7	761.3	67.2	158.2	122.5	66.8	273.6	335.5	67.1	66.2	65.8	88.0	60.9	61.3	60.6	60.6	230.20	30.40	6998.08
2006/11/13	22:03:34	1074.4	762.2	67.3	158.8	122.8	66.8	274.4	340.9	67.1	66.2	65.8	88.2	60.9	61.2	60.6	60.6	230.20	30.40	6998.08
2006/11/13	22:04:34	1074.3	760.3	67.3	159.5	123.1	67.0	275.8	331.4	67.1	66.3	65.8	88.2	60.8	61.0	60.4	60.6	230.20	30.40	7000.38
2006/11/13	22:05:34	1074.2	761.7	67.3	160.0	123.3	67.0	278.0	336.2	67.2	66.3	65.9	88.6	60.9	61.2	60.6	60.6	230.20	30.40	6998.08
2006/11/13	22:06:34	1074.9	767.1	67.5	160.9	123.8	67.1	276.3	340.2	67.3	66.6	65.9	88.7	60.8	61.2	60.6	60.6	230.20	30.42	7002.68
2006/11/13	22:07:34	1076.1	768.5	67.6	160.5	124.2	67.3	276.7	343.4	67.3	66.6	65.9	88.8	60.9	61.0	60.6	60.6	230.20	30.41	7000.38
2006/11/13	22:08:34	1076.9	764.3	67.8	161.3	124.5	67.3	276.6	342.6	67.6	66.8	66.0	89.1	61.0	60.8	60.6	60.1	230.30	30.41	7003.42
2006/11/13	22:09:34	1077.6	762.5	67.8	161.8	124.6	67.3	278.4	343.1	67.6	66.8	66.1	89.2	60.6	60.6	59.9	59.7	229.90	30.34	6975.17
2006/11/13	22:10:34	1076.8	761.9	67.8	161.5	125.0	67.3	279.2	345.9	67.6	66.8	66.0	89.3	60.4	60.6	59.8	60.0	230.20	30.41	7000.38
2006/11/13	22:11:34	1077.4	762.2	67.7	162.9	125.0	67.3	279.6	343.1	67.6	66.8	66.0	89.6	60.4	60.6	60.0	60.2	230.20	30.40	6998.08
2006/11/13	22:12:34	1077.2	761.6	67.8	161.6	125.5	67.3	279.7	342.3	67.7	66.8	66.0	89.6	60.4	60.8	60.2	60.4	230.20	30.40	6998.08
2006/11/13	22:13:34	1078.3	761.1	67.9	161.7	125.8	67.5	279.7	341.6	67.8	67.0	66.1	89.9	60.9	60.8	60.6	60.6	230.20	30.40	6998.08
2006/11/13	22:14:34	1079.0	765.0	67.9	162.1	126.0	67.5	281.2	342.0	67.7	66.8	66.0	89.8	60.6	60.6	60.4	60.4	230.20	30.40	7000.38
2006/11/13	22:15:34	1079.0	768.0	68.0	163.0	126.5	67.5	280.1	341.6	67.8	66.8	66.0	90.1	60.8	60.9	60.4	60.6	230.30	30.41	7003.42
2006/11/13	22:16:34	1079.2	761.7	68.0	163.3	126.3	67.5	280.4	339.7	67.8	66.8	66.1	90.3	60.9	61.0	60.6	60.6	230.20	30.41	7000.38
2006/11/13	22:17:34	1079.7	761.6	68.0	163.5	127.2	67.5	281.7	356.3	67.8	67.0	66.0	90.3	60.8	61.0	60.4	60.6	230.20	30.40	6998.08
2006/11/13	22:18:34	1080.1	764.0	68.0	163.7	127.0	67.5	282.7	365.1	67.7	66.8	66.0	90.5	60.9	60.9	60.4	60.4	230.30	30.40	7001.12
2006/11/13	22:19:34	1079.2	762.9	68.1	164.2	127.5	67.6	283.4	355.6	67.8	66.8	66.1	90.6	60.6	60.9	60.2	60.4	230.20	30.41	7000.38
2006/11/13	22:20:34	1080.0	771.7	68.2	163.1	127.9	67.6	282.0	354.2	67.9	66.8	66.0	90.8	60.6	60.6	60.2	60.2	230.10	30.31	6974.33
2006/11/13	22:21:34	1080.5	762.9	68.2	164.9	128.1	67.7	284.4	351.3	68.0	67.0	66.1	91.0	60.6	60.6	60.1	60.1	230.10	30.38	6990.44
2006/11/13	22:22:34	1079.9	765.3	68.2	163.0	128.2	67.7	287.0	360.6	68.0	67.0	66.2	91.2	60.6	60.8	60.4	60.4	230.30	30.40	7001.12
2006/11/13	22:23:34	1080.2	774.5	68.2	164.4	128.5	67.8	284.6	357.3	68.0	67.0	66.2	91.3	60.6	60.8	60.2	60.2	230.20	30.40	6998.08
2006/11/13	22:24:34	1081.0	769.3	68.3	165.3	128.4	67.8	283.4	361.3	68.1	67.1	66.2	91.5	60.6	61.0	60.2	60.4	230.30	30.41	7003.42
2006/11/13	22:25:34	1081.6	768.1	68.3	165.8	129.0	67.9	284.4	364.0	68.1	67.1	66.2	91.6	60.8	60.9	60.2	60.4	230.20	30.41	7000.38
2006/11/13	22:26:34	1082.0	766.6	68.4	165.0	129.4	67.9	288.4	364.5	68.2	67.2	66.3	91.7	60.6	60.9	60.2	60.4	230.20	30.41	7000.38
2006/11/13	22:27:34	1082.7	769.3	68.6	163.9	129.2	68.1	284.7	361.1	68.2	67.2	66.2	91.8	60.6	60.2	60.1	60.4	230.20	30.38	6993.48
2006/11/13	22:28:34	1082.3	768.4	68.6	165.0	129.7	68.1	285.9	370.4	68.3	67.3	66.3	92.0	60.6	60.8	60.1	60.6	230.20	30.40	6998.08
2006/11/13	22:29:34	1081.9	765.5	68.8	166.4	130.0	68.2	285.7	360.8	68.4	67.3	66.4	92.2	60.6	60.8	60.4	60.6	230.20	30.41	7000.38
2006/11/13	22:30:34	1082.9	768.0	68.8	166.6	129.9	68.1	286.5	366.7	68.4	67.3	66.4	92.3	60.6	60.8	60.2	60.4	230.20	30.40	7000.38
2006/11/13	22:31:34	1084.3	771.0	68.8	166.0	130.4	68.2	287.4	365.1	68.4	67.3	66.4	92.6	60.6	60.6	60.0	60.4	230.20	30.40	6998.08
2006/11/13	22:32:34	1083.5	767.6	68.8	167.7	130.5	68.2	287.2	365.4	68.6	67.3	66.4	92.8	60.6	60.6	60.2	60.4	230.20	30.41	7000.38
2006/11/13	22:33:34	1083.0	773.0	69.0	166.8	130.8	68.2	289.2	361.0	68.6	67.5	66.4	92.6	60.4	60.6	60.0	60.2	230.30	30.40	7001.12
2006/11/13	22:34:34	1083.2	761.0	69.0	166.4	130.8	68.3	290.2	363.7	68.6	67.5	66.6	92.8	60.4	60.6	60.1	60.4	230.10	30.39	6992.74
2006/11/13	22:35:34	1083.6	770.8	69.0	167.8	131.0	68.3	289.4	370.7	68.8	67.5	66.6	93.1	60.6	60.8	60.2	60.2	230.30	30.41	7003.42
2006/11/13	22:36:34	1083.6	770.4	69.1	167.7	131.5	68.4	289.4	359.6	68.8	67.6	66.6	93.1	60.4	60.8	60.0	60.0	230.30	30.40	7001.12
2006/11/13	22:37:34	1084.4	768.7	69.1	167.6	131.6	68.4	289.9	376.3	68.8	67.6	66.6	93.3	60.6	60.8	60.1	60.1	230.10	30.40	6995.04
2006/11/13	22:38:34	1084.8	772.0	69.1	167.9	131.8	68.4	291.5	369.6	68.8	67.6	66.6	93.5	60.4	60.6	59.9	60.1	230.20	30.40	7000.38
2006/11/13	22:39:34	1084.5	775.1	69.3	170.4	131.8	68.6	292.0	370.5	69.0	67.7	66.6	93.6	60.6	60.9	60.0	60.2	230.30	30.40	7001.12
2006/11/13	22:40:34	1085.6	768.5	69.3	169.3	132.7	68.8	290.4	359.8	69.1	67.9	66.6	93.8	60.6	61.1	60.4	60.4	230.20	30.41	7000.38
2006/11/13	22:41:34	1085.7	772.5	69.3	168.2	132.3	68.8	290.7	368.6	69.1	67.9	66.8	93.9	60.8	61.0	60.4	60.4	230.20	30.40	6998.08
2006/11/13	22:42:34	1085.5	770.9	69.3	168.8	132.8	68.8	289.6	368.3	69.3	67.9	66.8	94.1	60.8	61.0	60.2	60.4	230.20	30.40	7000.38
2006/11/13	22:43:34	1086.3	767.1	69.5	169.1	133.2	69.0	293.2	364.9	69.3	68.0	67.0	94.2	60.9	60.9	60.2	60.4	230.20	30.40	6998.08
2006/11/13	22:44:34	1086.9	773.2	69.3	169.3	133.0	69.0	291.4	370.3	69.3	68.0	67.0	94.3	60.6	60.9	60.2	60.4	230.20	30.40	6998.08
2006/11/13	22:45:34	1086.9	770.1	69.6	169.8	133.7	69.1	291.7	368.5	69.5	68.1	67.0	94.5	60.8	61.0	60.4	60.4	230.00	30.39	6989.70
2006/11/13	22:46:34	1086.8	773.7	69.6	171.5	133.5	69.1	294.0	364.6	69.5	68.2	67.1	94.6	60.6	61.1	60.4	60.4	230.20	30.40	6998.08
2006/11/13	22:47:34	1087.2	769.5	69.7	169.9	133.8	69.1	294.2	370.7	69.6	68.2	67.1	94.8	60.9	61.1	60.4	60.6	230.20	30.40	6998.0

Heat Rise Test 1st Run

Date	Time	TC1	TC2	TC3	TC4	TC5	TC6	TC7	TC8	TC9	TC10	TC11	TC12	TC13	TC14	TC15	TC16	VDC	Amps	Watts
2006/11/13	22:48:34	1087.9	769.5	69.8	170.3	134.5	69.3	293.2	377.0	69.8	68.4	67.1	95.1	60.9	61.1	60.6	60.4	230.20	30.41	7000.38
2006/11/13	22:49:34	1088.1	772.7	69.8	169.3	134.3	69.3	296.6	376.6	69.8	68.6	67.2	95.1	60.9	61.0	60.4	60.4	230.20	30.41	7000.38
2006/11/13	22:50:34	1088.4	774.0	70.1	171.1	134.8	69.7	292.8	368.9	70.1	68.8	67.3	95.3	61.0	61.5	60.4	60.6	230.20	30.40	6998.08
2006/11/13	22:51:34	1087.5	771.1	70.2	171.1	134.9	69.8	297.2	372.3	70.3	69.0	67.3	95.6	61.1	61.4	60.6	60.9	230.20	30.40	6998.08
2006/11/13	22:52:34	1089.1	772.5	70.3	171.0	135.1	70.0	296.1	377.6	70.4	69.1	67.5	95.8	61.2	61.6	60.6	60.8	230.20	30.41	7000.38
2006/11/13	22:53:34	1088.2	777.5	70.3	171.8	135.6	70.1	295.7	375.0	70.6	69.3	67.6	96.1	61.2	61.6	60.6	60.9	230.20	30.40	6998.08
2006/11/13	22:54:34	1089.0	771.9	70.6	172.0	136.1	70.2	297.1	373.1	70.8	69.5	67.6	96.1	61.1	61.3	60.6	60.9	230.20	30.41	7000.38
2006/11/13	22:55:34	1087.6	774.7	70.6	171.6	135.7	70.2	296.8	374.3	70.8	69.5	67.7	96.3	61.1	61.4	60.8	60.8	230.20	30.40	6998.08
2006/11/13	22:56:34	1089.5	776.8	70.6	172.3	136.2	70.3	298.1	372.1	70.9	69.7	67.6	96.3	61.1	61.3	60.8	60.6	230.20	30.40	6998.08
2006/11/13	22:57:34	1089.7	774.8	70.6	171.8	136.4	70.2	298.1	379.3	70.8	69.5	67.6	96.3	61.2	61.4	60.8	60.9	230.20	30.40	6998.08
2006/11/13	22:58:34	1090.2	774.0	70.6	173.8	136.3	70.2	298.9	377.2	70.9	69.5	67.7	96.6	61.2	61.4	61.0	61.0	230.30	30.40	7001.12
2006/11/13	22:59:34	1090.3	773.2	70.8	172.5	136.9	70.3	298.1	377.3	70.9	69.6	67.7	96.7	61.2	61.4	60.8	61.0	230.20	30.40	6998.08
2006/11/13	23:00:34	1089.5	775.6	70.9	174.0	136.7	70.6	296.4	378.3	71.3	69.9	67.7	96.9	61.4	61.4	61.0	61.1	230.20	30.40	6998.08
2006/11/13	23:01:34	1091.0	779.1	71.1	173.5	137.0	70.6	298.6	373.2	71.3	69.9	67.8	97.0	61.5	61.7	61.0	61.0	230.20	30.41	7000.38
2006/11/13	23:02:34	1090.4	776.6	70.8	174.5	137.3	70.6	300.7	378.5	71.1	69.6	67.8	97.2	61.4	61.5	60.9	61.0	230.20	30.40	6998.08
2006/11/13	23:03:34	1091.2	772.7	71.1	173.8	137.8	70.8	299.9	376.6	71.3	69.8	67.8	97.3	61.3	61.4	60.9	61.0	230.20	30.41	7000.38
2006/11/13	23:04:34	1091.9	778.0	71.1	174.8	137.8	70.8	300.7	382.5	71.5	69.9	67.8	97.4	61.3	61.5	60.8	61.0	230.20	30.40	7000.38
2006/11/13	23:05:34	1091.0	774.5	71.3	175.3	137.9	71.1	300.2	376.8	71.7	70.2	68.0	97.6	61.3	61.6	60.9	61.1	230.20	30.41	7000.38
2006/11/13	23:06:34	1092.5	771.1	71.3	174.5	138.3	71.1	300.6	377.8	71.7	70.2	68.0	97.7	61.2	61.4	61.0	60.9	230.20	30.41	7000.38
2006/11/13	23:07:34	1092.0	776.8	71.6	175.0	138.5	71.3	303.6	381.0	71.9	70.3	68.0	97.8	61.1	61.5	60.9	60.9	230.20	30.40	6998.08
2006/11/13	23:08:34	1092.7	780.8	71.6	175.5	138.5	71.3	302.8	377.6	71.9	70.4	68.1	97.9	61.2	61.5	60.9	61.0	230.20	30.40	6998.08
2006/11/13	23:09:34	1092.4	774.2	71.8	175.3	138.6	71.5	301.6	381.5	72.1	70.6	68.2	98.1	61.2	61.6	60.9	61.0	230.20	30.40	6998.08
2006/11/13	23:10:34	1092.5	775.8	71.9	175.2	139.2	71.6	301.8	377.9	72.2	70.6	68.3	98.3	61.3	61.5	61.1	61.1	230.20	30.41	7000.38
2006/11/13	23:11:34	1093.4	778.0	72.0	176.5	139.2	71.7	300.1	388.6	72.4	70.8	68.3	98.4	61.3	61.5	61.2	61.2	230.20	30.40	6998.08
2006/11/13	23:12:34	1094.0	780.1	72.1	175.2	139.5	71.9	304.1	379.1	72.5	70.9	68.3	98.6	61.2	61.6	61.1	61.1	230.20	30.41	7000.38
2006/11/13	23:13:34	1093.0	782.5	72.1	175.8	139.5	71.9	305.4	386.5	72.5	70.9	68.6	98.8	61.5	61.7	61.4	61.3	230.30	30.40	7001.12
2006/11/13	23:14:34	1094.0	775.5	72.2	176.8	140.3	72.0	303.6	384.6	72.8	71.1	68.6	98.8	61.5	61.9	61.3	61.2	230.20	30.40	6998.08
2006/11/13	23:15:34	1094.5	779.5	72.3	176.0	140.0	72.2	301.7	381.2	72.9	71.3	68.6	99.1	61.5	61.7	61.3	61.3	230.20	30.40	6998.08
2006/11/13	23:16:34	1094.7	773.7	72.4	176.5	140.3	72.2	304.1	386.3	73.1	71.5	68.6	99.1	61.3	61.6	61.2	61.2	230.20	30.40	6998.08
2006/11/13	23:17:34	1094.3	778.7	72.4	176.2	140.5	72.2	302.9	383.8	73.1	71.5	68.6	99.3	61.4	61.5	61.2	61.1	230.20	30.41	7000.38
2006/11/13	23:18:34	1094.9	777.1	72.5	177.5	140.9	72.4	304.1	384.9	73.3	71.6	68.8	99.5	61.5	61.7	61.3	61.2	230.20	30.41	7000.38
2006/11/13	23:19:34	1095.2	779.2	72.6	177.8	140.5	72.5	304.3	383.1	73.3	71.7	68.8	99.6	61.4	61.8	61.2	61.3	230.20	30.40	6998.08
2006/11/13	23:20:34	1095.5	779.7	72.7	178.3	140.8	72.6	308.5	387.1	73.5	71.8	68.8	99.7	61.6	61.8	61.3	61.5	230.20	30.40	6998.08
2006/11/13	23:21:34	1096.1	780.4	72.7	176.7	141.0	72.6	307.7	387.1	73.6	71.9	69.0	99.8	61.5	61.8	61.2	61.5	230.20	30.40	6998.08
2006/11/13	23:22:34	1097.1	773.8	72.9	178.7	141.5	72.8	306.8	388.7	73.7	72.0	69.0	99.9	61.4	61.6	61.2	61.3	230.20	30.40	6998.08
2006/11/13	23:23:34	1097.2	775.7	72.9	176.8	141.7	72.9	308.0	386.1	73.7	72.0	69.1	100.0	61.3	61.6	61.2	61.2	230.20	30.41	7000.38
2006/11/13	23:24:34	1097.2	781.2	72.9	177.7	141.8	72.9	305.1	388.9	73.7	72.0	69.1	100.2	61.4	61.5	61.2	61.2	230.20	30.40	6998.08
2006/11/13	23:25:34	1098.1	780.6	73.1	176.8	141.6	72.8	308.9	387.3	73.8	72.1	69.1	100.3	61.2	61.6	61.2	61.2	230.20	30.40	6998.08
2006/11/13	23:26:34	1098.4	784.4	73.1	178.7	142.2	73.1	307.9	388.6	73.9	72.2	69.3	100.4	61.3	61.6	61.2	61.2	230.20	30.41	7000.38
2006/11/13	23:27:34	1098.0	779.1	73.1	178.2	141.7	72.9	309.6	357.3	73.8	72.1	69.3	100.6	61.4	61.7	61.2	61.2	230.20	30.40	6998.08
2006/11/13	23:28:34	1097.8	780.9	73.1	178.5	142.1	73.1	308.3	377.6	73.9	72.1	69.3	100.7	61.3	61.5	61.2	61.2	230.20	30.39	6995.78
2006/11/13	23:29:34	1097.8	780.8	73.3	177.7	142.5	72.9	308.8	386.3	73.9	72.1	69.3	100.7	61.2	61.5	61.1	61.1	230.20	30.40	6998.08
2006/11/13	23:30:34	1097.7	780.6	73.3	178.5	142.5	73.1	309.1	385.8	74.0	72.1	69.3	100.9	61.4	61.6	61.2	61.2	230.20	30.40	6998.08
2006/11/13	23:31:34	1099.0	778.8	73.3	180.2	142.7	73.1	308.9	388.6	74.0	72.1	69.3	100.8	61.3	61.4	61.1	61.0	230.20	30.40	6998.08
2006/11/13	23:32:34	1097.7	780.5	73.3	178.5	142.6	73.1	309.1	360.6	74.1	72.2	69.3	100.9	61.3	61.3	60.9	61.0	230.20	30.40	6998.08
2006/11/13	23:33:34	1097.2	780.1	73.3	179.5	142.7	73.1	309.1	370.3	74.1	72.2	69.5	101.1	61.2	61.5	60.9	61.0	230.20	30.40	6998.08
2006/11/13	23:34:34	1097.1	779.4	73.3	179.5	142.6	73.3	308.6	353.1	74.1	72.2	69.5	101.2	61.1	61.5	60.9	61.0	230.10	30.39	6992.74
2006/11/13	23:35:34	1097.4	781.7	73.3	180.2	143.2	73.3	308.9	357.3	74.0	72.1	69.5	101.2	61.2	61.3	60.9	60.9	230.20	30.40	6998.08
2006/11/13	23:36:34	1097.2	782.5	73.6	180.2	142.9	73.3	310.6	355.2	74.3	72.3	69.6	101.4	61.3	61.5	61.0	61.1	230.20	30.40	6998.08
2006/11/13	23:37:34	1097.2	777.5	73.7	180.0	143.6	73.5	309.6	373.4	74.4	72.5	69.7	101.6	61.5	61.6	61.1	61.3	230.10	30.39	6992.74
2006/11/13	23:38:34	1098.3	784.0	73.9	180.2	143.5	73.7	311.1	379.9	74.5	72.6	69.8	101.8	61.2	61.7	61.1	61.2	230.10	30.38	6990.44
2006/11/13	23:39:34	1098.2	778.2	73.9	179.7	143.6	73.7	310.9	378.2	74.6	72.7	69.8	101.8	61.2	61.6	61.0	61.0	230.10	30.40	6997.34
2006/11/13	23:40:34	1098.7	783.7	74.0	180.2	143.8	73.9	313.1	380.1	74.7	72.7	69.9	102.1	61.2	61.7	61.0	61.0	230.20	30.39	6995.78
2006/11/13	23:41:34	1100.1	781.7	74.1	181.5	143.6	73.9	310.1	381.5	74.8	72.8	70.0	102.3	61.4	61.6	61.1	61.1	230.20	30.40	6998.08
2006/11/13	23:42:34	1099.2	777.2	74.2	181.5	144.2	74.0	312.9	380.3	74.8	72.9	70.0	102.1	61.3	61.4	61.0	61.1	230.20	30.41	7000.38
2006/11/13	23:43:34	1099.2	782.1	74.3	180.0	144.1	74.1	311.8	378.7	74.8	72.9	70.0	102.3	61.2	61.6	60.9	61.1	230.20	3	

Heat Rise Test

1st Run

		TC1	TC2	TC3	TC4	TC5	TC6	TC7	TC8	TC9	TC10	TC11	TC12	TC13	TC14	TC15	TC16	VDC	Amps	Watts
Date	Time																			
2006/11/13	23:44:34	1100.2	778.0	74.3	180.9	144.1	74.2	313.6	356.8	74.9	73.1	70.2	102.3	61.1	61.6	60.9	61.0	230.20	30.39	6995.78
2006/11/13	23:45:34	1099.0	780.7	74.4	182.2	144.3	74.2	313.6	379.8	75.1	73.1	70.2	102.6	61.0	61.4	60.9	60.9	230.20	30.40	6998.08
2006/11/13	23:46:34	1099.2	783.2	74.6	181.4	144.5	74.4	315.0	380.4	75.4	73.3	70.3	102.8	61.3	61.4	61.0	61.1	230.20	30.40	7000.38
2006/11/13	23:47:34	1100.0	779.4	74.6	182.0	144.5	74.4	315.5	355.8	75.3	73.3	70.3	102.9	61.1	61.5	60.9	61.0	230.20	30.40	6998.08
2006/11/13	23:48:34	1099.9	780.5	74.7	180.7	144.9	74.5	315.7	360.6	75.3	73.3	70.4	103.0	61.1	61.4	60.9	61.0	230.20	30.40	6998.08
2006/11/13	23:49:34	1099.6	783.3	74.7	181.7	145.0	74.6	315.5	359.8	75.4	73.3	70.6	103.1	61.2	61.4	61.0	61.0	230.30	30.40	7001.12
2006/11/13	23:50:34	1100.1	782.4	74.7	182.0	145.0	74.7	316.1	360.8	75.6	73.6	70.6	103.2	61.0	61.6	60.9	61.1	230.20	30.40	6998.08
2006/11/13	23:51:34	1100.1	778.2	74.8	182.2	145.0	74.7	313.4	362.3	75.6	73.6	70.6	103.3	61.3	61.3	61.0	61.1	230.20	30.41	7000.38
2006/11/13	23:52:34	1100.0	781.2	74.9	182.2	145.3	74.7	314.1	357.9	75.8	73.7	70.6	103.3	60.9	61.6	60.9	61.0	230.10	30.39	6992.74
2006/11/13	23:53:34	1099.7	779.8	74.9	180.7	145.3	74.8	313.6	357.8	76.0	73.7	70.6	103.4	61.1	61.1	60.8	60.9	230.20	30.40	7000.38
2006/11/13	23:54:34	1100.1	783.2	75.1	182.5	145.6	74.9	315.8	356.8	76.0	73.8	70.6	103.4	60.9	60.9	60.6	60.8	230.20	30.40	6998.08
2006/11/13	23:55:34	1100.6	781.3	75.1	183.4	145.8	74.9	314.1	353.1	75.8	73.8	70.6	103.6	61.1	61.1	60.6	61.0	230.20	30.40	6998.08
2006/11/13	23:56:34	1100.6	783.0	75.1	182.7	145.9	75.1	316.9	352.5	76.0	73.9	70.6	103.6	61.0	60.6	60.6	60.6	230.20	30.40	6998.08
2006/11/13	23:57:34	1101.5	779.7	75.3	181.2	146.3	75.1	315.6	360.3	76.0	73.9	70.6	103.7	60.8	60.9	60.6	60.6	230.20	30.38	6993.48
2006/11/13	23:58:34	1102.7	785.5	75.3	182.5	146.1	75.1	316.1	359.4	76.0	73.9	70.8	103.9	60.9	61.2	60.6	60.6	230.20	30.40	6998.08
2006/11/13	23:59:34	1102.4	782.4	75.3	183.0	146.5	75.1	315.8	356.8	76.1	73.9	70.6	103.9	60.8	61.0	60.4	60.6	230.20	30.41	7000.38
2006/11/14	00:00:34	1101.7	784.9	75.3	184.5	145.8	75.4	318.6	357.3	76.2	74.0	70.8	104.0	60.6	60.9	60.6	60.6	230.10	30.40	6997.34
2006/11/14	00:01:34	1102.0	785.9	75.4	184.5	146.1	75.3	316.2	364.8	76.2	74.0	71.1	104.2	60.6	61.0	60.6	60.8	230.10	30.39	6992.74
2006/11/14	00:02:34	1103.0	782.4	75.6	181.7	146.8	75.6	315.9	363.5	76.5	74.1	70.8	104.2	60.9	60.9	60.6	60.6	230.20	30.40	6998.08
2006/11/14	00:03:34	1102.9	784.9	75.6	183.9	146.5	75.6	317.6	363.4	76.4	74.2	70.9	104.3	61.0	60.8	60.6	60.4	230.00	30.38	6987.40
2006/11/14	00:04:34	1102.3	787.2	75.6	183.0	146.3	75.6	317.3	360.5	76.6	74.2	71.1	104.3	60.4	61.2	60.2	60.4	230.20	30.39	6995.78
2006/11/14	00:05:34	1103.3	787.2	75.8	182.4	146.6	75.8	316.9	369.1	76.7	74.3	71.1	104.4	60.6	60.6	60.2	60.4	230.10	30.38	6990.44
2006/11/14	00:06:34	1102.9	784.8	76.0	183.5	146.8	75.8	318.4	366.6	76.8	74.4	71.1	104.6	60.6	60.9	60.2	60.4	229.80	30.34	6972.13
2006/11/14	00:07:34	1103.4	787.0	76.0	184.0	147.0	75.8	321.6	365.1	76.7	74.3	71.3	104.8	60.4	60.8	60.4	60.4	230.20	30.39	6995.78
2006/11/14	00:08:34	1103.1	783.5	76.1	183.5	147.1	76.0	320.4	366.0	76.8	74.5	71.3	104.8	60.6	61.0	60.4	60.6	230.10	30.39	6992.74
2006/11/14	00:09:34	1103.7	779.7	76.1	183.0	147.3	76.0	322.1	363.8	76.9	74.5	71.5	105.1	60.6	61.1	60.4	60.4	230.30	30.41	7003.42
2006/11/14	00:10:34	1102.6	785.9	76.2	183.9	146.8	76.1	320.9	364.6	76.9	74.6	71.5	105.1	60.4	60.9	60.4	60.2	230.20	30.39	6995.78
2006/11/14	00:11:34	1103.4	786.5	76.3	183.5	147.5	76.3	319.9	369.2	77.0	74.6	71.3	105.1	60.4	60.6	60.2	60.1	230.00	30.38	6990.44
2006/11/14	00:12:34	1103.6	784.0	76.4	184.2	147.3	76.3	319.1	354.1	77.2	74.7	71.5	105.3	60.4	60.4	60.1	60.1	230.20	30.40	6998.08
2006/11/14	00:13:34	1104.2	785.5	76.6	186.4	147.0	76.5	321.3	354.3	77.4	75.1	71.7	105.5	60.6	60.9	60.4	60.4	230.20	30.40	7000.38
2006/11/14	00:14:34	1104.3	784.6	76.7	185.0	147.8	76.7	320.6	357.8	77.6	75.3	71.7	105.6	60.9	60.6	60.4	60.6	230.20	30.39	6995.78
2006/11/14	00:15:34	1104.5	787.5	76.8	185.7	148.3	76.8	322.6	360.6	77.8	75.3	71.8	105.6	60.8	60.6	60.4	60.8	230.20	30.40	6998.08
2006/11/14	00:16:34	1104.8	783.3	76.8	184.5	148.2	76.9	321.9	356.0	78.0	75.3	72.0	105.8	61.1	61.3	60.6	60.8	230.20	30.37	6991.18
2006/11/14	00:17:34	1104.9	787.8	77.0	184.0	148.0	76.9	320.1	361.6	78.1	75.6	71.9	105.8	60.6	61.1	60.2	60.6	230.20	30.40	6998.08
2006/11/14	00:18:34	1104.2	786.7	77.0	185.4	148.5	76.9	321.3	361.7	78.0	75.4	71.9	105.8	60.8	60.8	60.2	60.4	230.20	30.40	6998.08
2006/11/14	00:19:34	1105.5	793.0	77.0	185.7	148.2	76.9	320.1	364.3	78.0	75.4	72.1	106.1	60.6	60.6	60.2	60.4	230.10	30.40	6997.34
2006/11/14	00:20:34	1104.5	786.0	77.2	185.7	148.8	77.1	322.9	370.2	78.1	75.6	72.0	106.0	60.6	60.6	60.1	59.7	230.20	30.40	6998.08
2006/11/14	00:21:34	1105.0	789.6	77.3	185.9	148.5	77.3	322.6	370.7	78.3	75.8	72.2	106.2	60.6	60.6	60.4	60.0	230.20	30.40	6998.08
2006/11/14	00:22:34	1104.8	787.3	77.4	186.2	149.2	77.6	324.4	374.2	78.5	75.8	72.1	106.3	60.6	60.6	60.2	60.0	230.10	30.37	6991.18
2006/11/14	00:23:34	1105.2	785.4	77.6	187.0	149.5	77.8	322.7	365.7	78.7	76.2	72.3	106.6	60.6	60.9	60.4	60.4	230.00	30.39	6989.70
2006/11/14	00:24:34	1105.0	792.7	77.8	186.4	149.4	77.8	322.1	342.7	78.9	76.3	72.5	106.8	60.6	61.3	60.6	60.6	230.20	30.41	7000.38
2006/11/14	00:25:34	1105.7	785.3	78.0	187.5	149.4	78.2	324.4	342.6	79.3	76.7	72.6	106.9	61.0	61.4	60.8	60.8	230.20	30.40	6998.08
2006/11/14	00:26:34	1106.1	786.1	78.1	187.2	149.5	78.3	324.5	349.3	79.1	76.8	72.7	107.0	61.0	61.0	60.8	60.6	230.20	30.40	6998.08
2006/11/14	00:27:34	1106.1	786.2	78.2	187.2	150.3	78.5	325.5	349.9	79.6	76.9	72.8	107.2	61.1	61.5	60.9	60.9	230.20	30.38	6993.48
2006/11/14	00:28:34	1105.7	784.1	78.2	185.7	149.8	78.3	326.9	358.1	79.6	76.9	72.9	107.2	61.2	61.1	60.9	60.9	230.20	30.40	6998.08
2006/11/14	00:29:34	1105.3	786.5	78.3	186.0	150.3	78.5	324.7	353.6	79.6	77.0	73.1	107.3	61.0	61.4	60.8	60.6	230.20	30.40	6998.08
2006/11/14	00:30:34	1107.1	790.0	78.3	186.9	150.2	78.7	326.7	359.0	79.8	77.2	73.1	107.4	61.1	61.3	60.6	60.8	230.20	30.40	6998.08
2006/11/14	00:31:34	1106.7	787.7	78.6	187.0	150.6	78.9	324.0	356.3	80.1	77.4	73.1	107.5	61.1	61.6	60.8	60.9	229.60	30.37	6972.95
2006/11/14	00:32:34	1106.5	784.8	78.6	188.0	150.4	79.0	325.6	362.2	80.3	77.6	73.3	107.6	61.1	61.3	60.9	60.9	229.80	30.36	6976.73
2006/11/14	00:33:34	1107.6	794.7	78.9	188.2	150.7	79.2	324.0	363.0	80.5	77.8	73.3	107.8	61.1	61.7	61.0	60.6	230.20	30.39	6995.78
2006/11/14	00:34:34	1108.0	789.1	79.0	187.9	151.3	79.6	327.9	365.6	80.7	78.0	73.3	107.9	61.0	61.6	60.9	61.1	229.90	30.36	6979.76
2006/11/14	00:35:34	1107.0	788.9	79.0	188.7	151.5	79.6	327.1	366.2	80.6	78.1	73.5	108.1	61.1	61.7	61.1	61.2	230.20	30.39	6995.78
2006/11/14	00:36:34	1108.0	793.1	79.2	188.2	151.6	79.8	328.0	368.1	81.0	78.3	73.5	108.1	61.2	61.6	61.1	61.1	230.20	30.39	6995.78
2006/11/14	00:37:34	1108.4	787.5	79.2	188.7	150.8	79.6	326.4	370.6	81.0	78.2	73.5	108.3	60.9	61.3	60.9	61.1	230.10	30.39	6992.74
2006/11/14	00:38:34	1108.3	789.7	79.3	187.5	151.0	79.6	328.1	373.7	81.0	78.3	73.6	108.3	60.8	61.5	60.9	60.8	230		

Heat Rise Test

1st Run

Date	Time	TC1	TC2	TC3	TC4	TC5	TC6	TC7	TC8	TC9	TC10	TC11	TC12	TC13	TC14	TC15	TC16	VDC	Amps	Watts
2006/11/14	00:40:34	1108.5	790.9	79.4	187.5	150.9	79.9	329.9	374.4	81.2	78.5	73.7	108.4	60.9	61.3	60.9	60.9	230.20	30.40	6998.08
2006/11/14	00:41:34	1108.7	793.0	79.6	187.7	151.5	80.1	328.8	379.3	81.4	78.7	73.8	108.6	61.1	61.5	60.9	60.8	230.20	30.39	6998.82
2006/11/14	00:42:34	1108.7	791.2	79.6	188.5	151.7	80.1	327.4	372.6	81.5	78.7	73.9	108.6	61.2	61.4	60.9	60.9	230.20	30.40	6998.08
2006/11/14	00:43:34	1108.0	794.3	79.6	188.5	152.1	80.1	328.9	375.2	81.5	78.7	74.0	108.8	61.1	61.7	61.0	60.8	230.20	30.39	6995.78
2006/11/14	00:44:34	1108.2	788.7	79.8	188.7	152.5	80.3	328.4	372.3	81.6	78.7	74.1	109.0	61.2	61.6	61.1	61.3	230.20	30.38	6993.48
2006/11/14	00:45:34	1108.2	794.7	79.9	188.5	152.0	80.3	328.7	372.1	81.8	78.9	74.0	109.0	61.2	61.5	61.1	61.1	230.20	30.38	6993.48
2006/11/14	00:46:34	1108.5	787.2	79.9	190.5	152.2	80.5	331.1	374.2	81.8	79.0	74.2	109.1	61.2	61.7	61.0	61.1	230.10	30.40	6995.04
2006/11/14	00:47:34	1109.0	796.2	80.1	189.2	152.6	80.6	329.1	380.1	81.9	79.0	74.2	109.1	61.1	61.5	60.9	60.9	230.10	30.40	6995.04
2006/11/14	00:48:34	1108.3	795.2	80.1	189.0	151.7	80.7	329.8	380.1	81.8	79.1	74.4	109.3	61.4	61.7	61.0	61.1	230.20	30.40	6998.08
2006/11/14	00:49:34	1109.2	787.5	80.3	189.9	152.2	80.9	330.3	379.4	82.1	79.3	74.5	109.3	61.3	61.5	61.0	61.3	230.20	30.39	6998.08
2006/11/14	00:50:34	1109.3	794.7	80.3	189.0	152.7	81.1	331.1	374.5	82.3	79.6	74.5	109.5	61.4	61.6	61.1	61.3	230.20	30.39	6995.78
2006/11/14	00:51:34	1109.3	790.9	80.5	189.5	152.4	81.2	330.4	376.8	82.6	79.8	74.6	109.6	61.2	61.7	61.1	61.4	230.20	30.39	6995.78
2006/11/14	00:52:34	1109.7	793.1	80.6	190.7	153.0	81.2	331.6	373.2	82.4	79.8	74.6	109.7	61.5	61.6	61.2	61.2	230.00	30.39	6992.00
2006/11/14	00:53:34	1109.6	792.8	80.8	189.7	153.1	81.4	332.2	315.8	82.8	79.8	74.8	109.9	61.1	61.6	61.2	61.2	230.20	30.40	6998.08
2006/11/14	00:54:34	1110.3	792.2	80.8	190.2	153.0	81.4	331.5	314.1	83.0	80.1	74.9	110.0	61.3	61.5	61.1	61.1	230.20	30.40	6998.08
2006/11/14	00:55:34	1109.7	788.3	80.9	190.5	153.1	81.5	332.5	317.3	83.0	80.1	74.9	110.0	61.1	61.6	61.0	61.1	229.80	30.37	6979.03
2006/11/14	00:56:34	1110.7	791.4	81.1	189.9	153.6	81.7	330.4	320.1	83.2	80.1	75.1	110.2	61.4	61.4	61.2	61.0	230.20	30.40	6998.08
2006/11/14	00:57:34	1111.5	792.2	81.1	189.0	153.8	81.8	331.9	320.5	83.2	80.3	75.1	110.3	61.3	61.5	61.2	61.2	230.20	30.40	6998.08
2006/11/14	00:58:34	1111.1	789.4	81.3	191.0	153.8	81.8	333.4	322.7	83.3	80.3	75.3	110.4	61.5	61.7	61.2	61.2	230.10	30.40	6995.04
2006/11/14	00:59:34	1111.0	794.1	81.4	191.0	154.0	81.9	333.9	327.7	83.4	80.3	75.1	110.4	61.3	61.5	61.1	61.2	230.00	30.38	6987.40
2006/11/14	01:00:34	1111.4	793.3	81.4	189.0	153.4	82.1	334.4	324.8	83.4	80.3	75.3	110.6	61.3	61.6	61.2	61.3	230.10	30.39	6992.74
2006/11/14	01:01:34	1111.0	794.5	81.5	188.7	153.3	82.1	332.4	329.5	83.6	80.5	75.3	110.6	61.3	61.6	61.2	61.2	230.20	30.38	6993.48
2006/11/14	01:02:34	1111.8	796.5	81.6	189.7	153.5	82.1	332.9	327.2	83.7	80.7	75.3	110.6	61.4	61.5	61.1	61.2	230.20	30.38	6993.48
2006/11/14	01:03:34	1110.7	793.3	81.8	189.2	154.1	82.4	333.8	333.7	83.8	80.8	75.6	110.9	61.7	61.9	61.3	61.5	230.20	30.41	7000.38
2006/11/14	01:04:34	1110.9	794.4	81.8	190.9	154.0	82.4	335.7	333.0	83.8	80.9	75.6	110.8	61.0	61.1	60.8	60.4	230.20	30.39	6995.78
2006/11/14	01:05:34	1110.9	792.0	81.9	190.4	154.4	82.8	332.4	333.5	84.1	81.1	75.6	111.0	60.9	61.1	60.6	60.6	230.20	30.40	6998.08
2006/11/14	01:06:34	1112.1	794.5	81.9	191.5	153.9	82.8	334.6	336.1	84.2	81.1	75.6	111.0	60.6	61.1	60.4	60.6	230.20	30.39	6995.78
2006/11/14	01:07:34	1112.0	793.1	81.9	190.5	153.9	82.8	331.9	338.3	84.2	81.2	75.8	111.0	61.3	61.3	60.6	60.6	230.20	30.39	6995.78
2006/11/14	01:08:34	1112.5	797.2	82.1	190.2	154.0	82.8	334.0	341.3	84.4	81.3	75.8	111.2	61.2	61.6	61.0	61.0	230.20	30.39	6995.78
2006/11/14	01:09:34	1111.7	793.1	82.3	191.5	154.2	83.0	335.2	340.2	84.6	81.5	76.1	111.4	61.2	61.6	61.1	61.0	230.10	30.40	6995.04
2006/11/14	01:10:34	1113.1	790.4	82.4	191.4	154.9	83.1	335.2	337.4	84.8	81.6	76.1	111.6	61.2	61.6	61.0	61.2	230.20	30.39	6998.08
2006/11/14	01:11:34	1112.7	795.5	82.6	192.0	154.9	83.3	334.8	338.8	84.9	81.7	76.1	111.6	61.1	61.4	61.1	61.1	230.20	30.36	6991.91
2006/11/14	01:12:34	1112.5	791.7	82.8	192.5	155.1	83.5	334.9	339.6	85.1	81.9	76.3	111.7	61.8	61.5	61.3	61.4	230.20	30.39	6998.08
2006/11/14	01:13:34	1112.7	799.4	82.8	191.5	155.4	83.7	335.7	341.5	85.1	82.1	76.3	111.8	61.4	61.5	61.3	61.3	230.20	30.40	6998.08
2006/11/14	01:14:34	1113.3	797.3	83.0	192.5	155.0	83.8	336.4	340.2	85.3	82.1	76.6	111.9	61.4	61.9	61.2	61.4	230.20	30.40	6998.08
2006/11/14	01:15:34	1113.2	790.9	83.1	192.0	155.0	83.9	337.5	339.1	85.6	82.1	76.4	111.8	61.1	61.3	61.1	61.1	230.20	30.39	6995.78
2006/11/14	01:16:34	1113.0	797.0	83.1	192.7	155.3	83.9	336.9	338.3	85.6	82.3	76.6	112.1	61.8	61.8	61.3	61.3	230.20	30.39	6995.78
2006/11/14	01:17:34	1113.7	800.7	83.2	192.5	155.4	84.2	337.2	337.5	85.7	82.3	76.7	112.3	61.8	62.1	61.6	61.4	230.20	30.40	6998.08
2006/11/14	01:18:34	1113.4	796.7	83.3	192.5	155.3	84.4	335.5	343.7	85.9	82.6	76.8	112.3	61.7	62.0	61.5	61.6	230.20	30.39	6998.08
2006/11/14	01:19:34	1113.6	796.7	83.4	192.0	155.3	84.4	339.1	339.9	86.0	82.8	76.9	112.5	61.3	61.9	61.4	61.6	230.20	30.39	6995.78
2006/11/14	01:20:34	1114.4	798.1	83.5	192.9	155.8	84.4	335.5	344.8	86.1	82.8	76.8	112.5	61.3	61.8	61.4	61.5	230.10	30.39	6992.74
2006/11/14	01:21:34	1113.6	788.6	83.6	191.9	156.3	84.6	336.1	344.2	86.2	82.8	76.8	112.6	61.2	61.5	61.2	61.2	230.10	30.38	6990.44
2006/11/14	06:59:12	1145.2	833.4	117.5	216.0	178.2	120.8	388.3	426.3	123.1	117.0	106.5	140.4	62.4	62.6	61.9	62.2	230.20	30.39	6995.78
2006/11/14	07:00:12	1146.2	826.6	117.6	217.0	178.0	121.0	387.6	427.5	123.1	117.1	106.6	140.5	62.6	62.4	62.4	61.8	230.20	30.38	6993.48
2006/11/14	07:01:12	1145.6	829.4	117.7	215.9	177.8	121.3	388.7	426.1	123.2	117.0	106.6	140.7	62.2	62.3	62.0	61.7	230.10	30.38	6990.44
2006/11/14	07:02:12	1145.6	830.2	117.9	216.0	178.0	121.5	387.6	426.7	123.2	117.3	106.7	140.7	62.8	61.9	61.9	61.9	230.20	30.39	6995.78
2006/11/14	07:03:12	1145.3	830.7	118.0	215.5	177.8	121.1	387.8	423.2	123.5	117.3	106.8	140.8	62.4	62.2	62.2	61.8	230.20	30.38	6993.48
2006/11/14	07:04:12	1145.9	834.0	118.1	216.9	178.0	121.5	388.9	426.4	123.5	117.5	106.9	140.9	62.2	61.9	62.0	61.9	230.20	30.38	6993.48
2006/11/14	07:05:12	1145.4	834.2	118.1	215.5	178.0	121.7	389.0	428.5	123.8	117.5	107.0	140.9	62.6	61.8	62.2	62.2	230.20	30.38	6993.48
2006/11/14	07:06:12	1145.2	830.6	118.2	216.7	178.2	121.7	386.3	425.8	123.7	117.5	107.0	141.0	62.8	62.4	62.1	62.1	230.20	30.38	6993.48
2006/11/14	07:07:12	1146.4	832.4	118.4	214.6	178.5	121.7	388.8	428.5	124.0	117.7	107.0	141.0	62.6	61.9	62.1	61.8	230.20	30.38	6993.48
2006/11/14	07:08:12	1146.3	828.9	118.4	217.8	178.0	121.7	388.8	429.0	123.7	117.7	107.0	141.0	62.8	61.5	62.3	61.8	230.10	30.38	6990.44
2006/11/14	07:09:12	1146.6	834.5	118.5	215.4	178.2	121.8	390.3	429.3	124.3	117.9	107.3	141.2	62.0	62.6	62.1	62.0	230.20	30.38	6993.48
2006/11/14	07:10:12	1146.3	828.6	118.7	217.5	178.7	121.8	390.1	447.1	124.6	117.8	107.2	141.2	62.6	62.3	61.8	61.9	230.10	30.37	6988.14
2006/11/14	07:11:12	1147.6	835.0	118.8	216.2	179.4	122.0	388.2	445.2	124.7	118.3	107.5	141.4	62.8	62.8	62.2	62.2	230.20	30.38	6993.48
2006/11/14	07:12:12	1147.2	834.5	118.																

Heat Rise Test

1st Run

Date	Time	TC1	TC2	TC3	TC4	TC5	TC6	TC7	TC8	TC9	TC10	TC11	TC12	TC13	TC14	TC15	TC16	VDC	Amps	Watts
2006/11/14	07:13:12	1146.5	832.9	119.0	218.3	178.5	122.2	390.6	448.0	124.6	118.4	107.5	141.5	62.2	61.7	62.2	62.1	230.20	30.38	6993.48
2006/11/14	07:14:12	1147.4	828.4	119.0	216.9	179.0	122.3	389.0	444.8	124.7	118.4	107.7	141.6	62.1	61.7	62.0	61.9	230.20	30.39	6995.78
2006/11/14	07:15:12	1147.7	826.0	119.2	216.5	178.8	122.3	389.0	445.4	124.7	118.4	107.6	141.7	62.3	61.5	62.0	62.2	230.20	30.38	6993.48
2006/11/14	07:16:12	1146.9	836.0	119.2	218.2	179.2	122.3	392.5	441.5	124.7	118.4	107.8	141.7	62.2	61.7	62.0	62.2	230.20	30.38	6993.48
2006/11/14	07:17:12	1147.4	836.8	119.3	217.2	178.7	122.5	390.0	446.3	124.6	118.7	107.9	141.7	62.3	61.8	62.1	61.9	229.90	30.36	6979.76
2006/11/14	07:18:12	1147.2	835.7	119.6	217.3	179.4	122.9	393.0	448.3	125.1	118.7	107.9	141.7	62.0	61.8	61.8	61.8	230.00	30.35	6980.50
2006/11/14	07:19:12	1147.7	828.9	119.6	216.7	178.8	122.9	389.7	449.2	125.0	118.7	108.1	141.9	62.3	61.6	62.1	62.0	230.20	30.38	6993.48
2006/11/14	07:20:12	1146.9	831.5	119.8	217.0	179.0	123.2	390.4	451.0	125.3	118.9	108.1	142.0	62.3	61.8	62.3	62.2	230.20	30.39	6995.78
2006/11/14	07:21:12	1147.2	832.4	119.8	219.2	179.5	122.9	391.1	452.5	125.1	119.0	108.3	142.0	62.2	61.7	62.1	62.0	230.20	30.38	6993.48
2006/11/14	07:22:12	1147.1	834.7	120.1	217.5	179.2	123.3	391.5	445.1	125.6	119.1	108.3	142.1	62.0	61.9	61.9	61.8	230.20	30.39	6995.78
2006/11/14	07:22:34	1146.5	832.9	120.0	218.0	178.7	123.4	391.4	449.7	125.4	118.8	108.3	142.2	62.1	63.2	62.1	61.8	230.10	30.38	6990.44
2006/11/14	07:23:34	1146.9	828.4	120.1	217.7	179.2	123.6	390.0	450.0	125.6	119.3	108.6	142.3	62.8	61.8	62.2	62.0	230.20	30.38	6993.48
2006/11/14	07:24:34	1148.6	832.1	120.1	216.7	179.2	123.4	392.5	448.5	125.6	119.4	108.6	142.4	62.4	61.6	62.2	61.8	230.20	30.38	6993.48
2006/11/14	07:25:34	1147.6	832.1	120.3	218.3	179.7	123.5	391.6	449.8	125.8	119.6	108.6	142.4	61.9	61.4	61.9	61.9	230.20	30.39	6995.78
2006/11/14	07:26:34	1146.8	834.8	120.3	217.8	179.0	123.4	390.1	448.4	125.8	119.4	108.6	142.4	62.3	61.4	62.1	62.0	230.20	30.39	6995.78
2006/11/14	07:27:34	1147.8	832.0	120.5	218.2	179.5	123.7	392.5	451.0	126.1	119.6	108.8	142.5	62.0	61.5	61.9	62.1	230.10	30.38	6990.44
2006/11/14	07:28:34	1147.4	836.6	120.5	220.5	179.4	123.9	391.1	450.0	126.0	119.6	108.8	142.6	62.3	61.7	62.0	62.2	230.10	30.38	6990.44
2006/11/14	07:29:34	1147.6	835.8	120.6	217.0	179.7	123.8	391.7	453.3	125.8	119.6	109.0	142.7	62.3	62.4	62.2	61.9	230.20	30.39	6995.78
2006/11/14	07:30:34	1147.8	831.8	120.8	217.7	180.0	124.1	389.6	452.9	126.1	119.8	109.0	142.7	62.2	61.7	62.0	61.7	230.20	30.38	6993.48
2006/11/14	07:31:34	1148.1	835.1	120.8	217.8	179.0	123.8	392.7	448.9	126.3	119.9	109.1	142.8	62.1	61.5	61.9	61.5	229.60	30.37	6972.95
2006/11/14	07:32:34	1148.9	831.3	121.0	218.0	179.5	123.9	392.2	449.7	126.5	119.9	109.1	142.9	62.0	61.6	61.9	61.8	230.20	30.38	6993.48
2006/11/14	07:33:34	1147.5	829.7	121.1	218.8	179.4	124.1	391.1	450.1	126.5	119.8	109.1	142.9	63.2	61.5	62.2	61.8	230.20	30.38	6993.48
2006/11/14	07:34:34	1147.9	832.3	121.3	218.7	179.5	124.1	391.9	454.1	126.8	120.0	109.3	143.1	62.2	61.5	62.2	62.1	230.20	30.38	6993.48
2006/11/14	07:35:34	1149.4	831.5	121.3	217.5	180.2	124.2	393.8	450.3	126.8	120.3	109.3	143.1	62.2	61.5	62.1	62.1	230.20	30.38	6993.48
2006/11/14	07:36:34	1147.4	834.2	121.3	219.8	180.0	124.5	393.6	449.5	126.8	120.3	109.6	143.2	62.3	61.5	62.2	61.7	229.90	30.37	6982.06
2006/11/14	07:37:34	1147.8	832.7	121.5	217.7	180.0	124.5	390.6	454.1	126.8	120.3	109.7	143.3	62.3	62.1	62.1	61.8	230.20	30.38	6993.48
2006/11/14	07:38:34	1147.4	834.9	121.8	219.1	180.5	124.9	392.7	456.8	127.2	120.6	109.7	143.4	62.2	62.1	62.2	61.9	230.10	30.38	6992.74
2006/11/14	07:39:34	1148.8	832.9	121.8	219.0	180.2	125.3	393.2	454.1	127.0	120.8	109.9	143.5	62.2	61.6	61.9	61.7	230.10	30.37	6988.14
2006/11/14	07:40:34	1148.2	835.6	121.8	217.8	180.4	125.1	391.4	453.8	127.4	120.8	109.9	143.6	62.6	62.2	62.3	61.8	230.10	30.38	6990.44
2006/11/14	07:41:34	1149.2	835.4	122.0	218.3	180.7	125.1	395.2	449.5	127.4	121.0	110.0	143.7	62.2	61.5	62.1	61.8	230.20	30.38	6995.78
2006/11/14	07:42:34	1148.2	837.2	122.0	218.2	180.2	125.3	393.5	447.1	127.8	121.1	110.1	143.7	62.4	61.6	62.1	62.0	230.20	30.37	6991.18
2006/11/14	07:43:34	1148.6	831.5	122.3	218.2	180.5	125.4	392.7	451.2	127.9	121.3	110.1	143.8	62.4	61.5	62.2	62.1	230.20	30.38	6993.48
2006/11/14	07:44:34	1149.2	833.1	122.3	218.3	180.7	125.5	394.0	451.3	128.0	121.3	110.3	143.9	62.4	62.4	62.1	61.6	230.20	30.38	6993.48
2006/11/14	07:45:34	1148.9	836.1	122.5	218.7	180.9	125.4	394.0	452.5	127.9	121.3	110.3	143.9	62.2	62.3	62.2	62.0	230.10	30.38	6990.44
2006/11/14	07:46:34	1148.4	837.9	122.5	219.5	180.5	126.0	395.2	448.4	128.4	121.5	110.4	144.1	62.6	62.2	62.6	62.1	230.20	30.38	6993.48
2006/11/14	07:47:34	1148.8	836.7	122.7	219.0	181.5	126.1	394.1	450.0	128.7	122.0	110.6	144.2	62.4	62.6	62.6	62.4	230.10	30.37	6988.14
2006/11/14	07:48:34	1149.2	834.5	122.8	220.6	181.5	126.0	393.2	453.2	128.7	122.0	110.6	144.3	63.0	62.6	62.6	62.4	230.20	30.38	6993.48
2006/11/14	07:49:34	1149.9	833.4	122.9	220.0	181.4	126.5	396.3	452.4	128.7	122.3	110.7	144.3	62.6	62.6	62.6	62.8	230.20	30.38	6993.48
2006/11/14	07:50:34	1150.4	838.4	122.9	220.0	180.7	126.3	394.9	452.0	128.4	122.0	110.9	144.5	61.9	61.1	62.0	61.3	230.20	30.38	6993.48
2006/11/14	07:51:34	1149.7	836.5	123.0	220.7	181.2	126.1	394.9	446.6	128.4	122.0	110.8	144.3	60.6	61.3	60.9	61.3	230.20	30.38	6993.48
2006/11/14	07:52:34	1150.2	834.2	123.0	219.1	180.7	125.8	394.6	448.3	128.4	121.8	110.9	144.4	60.1	58.9	60.8	59.6	230.20	30.37	6991.18
2006/11/14	07:53:34	1149.4	836.7	122.9	219.0	180.2	125.8	395.4	451.8	128.3	121.5	110.8	144.2	60.4	59.6	60.1	59.7	230.20	30.37	6991.18
2006/11/14	07:54:34	1149.4	836.5	122.9	218.0	180.5	126.0	395.2	447.9	128.4	121.7	110.8	144.3	60.6	59.6	60.4	60.2	230.20	30.37	6993.48
2006/11/14	07:55:34	1150.2	837.9	123.2	221.4	181.4	126.3	394.6	443.1	128.5	122.2	111.1	144.4	61.1	61.0	61.1	60.4	230.10	30.37	6988.14
2006/11/14	07:56:34	1150.1	838.8	123.2	220.8	181.2	126.3	395.2	454.5	128.7	122.0	111.2	144.5	61.0	60.0	60.9	60.4	230.10	30.37	6988.14
2006/11/14	07:57:34	1149.9	837.4	123.5	220.3	181.2	126.3	395.3	443.7	128.9	122.3	111.3	144.7	61.0	59.8	60.9	60.4	230.20	30.39	6995.78
2006/11/14	07:58:34	1150.0	842.0	123.8	220.8	181.5	126.7	396.8	446.5	129.1	122.4	111.6	144.8	60.6	60.1	61.0	60.0	229.40	30.30	6950.82
2006/11/14	07:59:34	1150.4	836.7	124.2	220.5	181.7	126.8	396.8	449.5	129.1	122.7	111.6	144.9	60.6	59.8	60.6	59.4	230.20	30.33	6985.00
2006/11/14	08:00:34	1150.2	833.4	124.6	220.9	182.2	127.0	393.8	447.9	129.2	122.5	111.7	145.0	61.0	60.0	61.0	60.1	230.20	30.38	6993.48
2006/11/14	08:01:34	1150.4	843.0	125.1	219.8	182.0	127.2	397.8	446.3	129.9	123.0	111.8	145.1	61.1	60.4	60.9	60.6	230.10	30.37	6988.14
2006/11/14	08:02:34	1150.4	839.4	125.4	220.0	182.0	127.4	397.9	447.7	129.3	123.3	111.9	145.3	61.5	60.1	60.6	60.0	230.10	30.38	6990.44
2006/11/14	08:03:34	1151.4	841.1	125.8	220.0	181.2	127.3	399.9	442.6	129.7	123.2	111.9	145.3	60.4	60.4	60.2	60.2	229.60	30.36	6970.66
2006/11/14	08:04:34	1150.9	835.5	126.1	220.5	181.7	127.0	397.6	451.2	129.7	123.3	112.1	145.4	60.4	59.7	60.4	59.6	230.20	30.38	6993.48
2006/11/14	08:05:34	1150.6	842.7	126.8	220.6	181.9	127.9	397.3	449.0	130.2	123.6	112.3	145.5	60.2	59.9	60.2	60.0	230.20	30.38	6993.48
2006/11/14	08:06:34	1150.8	841.2	127.0	220.5															

Heat Rise Test 1st Run

Date	Time	TC1	TC2	TC3	TC4	TC5	TC6	TC7	TC8	TC9	TC10	TC11	TC12	TC13	TC14	TC15	TC16	VDC	Amps	Watts
2006/11/14	08:08:34	1152.1	839.4	127.8	221.0	182.2	127.9	398.2	442.8	130.6	124.0	112.3	145.6	61.3	60.8	60.6	61.0	230.20	30.38	6993.48
2006/11/14	08:09:34	1151.4	839.8	128.3	221.6	182.2	128.3	396.0	446.8	130.2	124.1	112.5	145.8	61.5	61.9	61.3	61.4	230.10	30.37	6988.14
2006/11/14	08:10:34	1151.4	840.7	128.6	221.4	182.7	128.3	396.3	448.8	130.9	124.2	112.6	145.8	62.2	62.3	61.8	61.5	230.20	30.36	6988.87
2006/11/14	08:11:34	1151.4	846.5	129.0	221.8	183.0	128.3	396.8	447.4	131.3	124.5	112.8	146.0	61.7	62.3	61.9	61.8	230.20	30.36	6988.87
2006/11/14	08:12:34	1153.2	836.6	129.5	219.0	182.7	128.5	396.4	447.5	131.5	124.5	112.8	146.0	62.4	62.6	61.9	61.8	230.20	30.37	6993.48
2006/11/14	08:13:34	1152.2	842.9	129.9	220.2	183.2	128.6	397.3	444.6	131.5	124.8	112.8	146.1	62.6	62.6	62.0	62.2	230.00	30.33	6975.90
2006/11/14	08:14:34	1153.2	838.8	130.2	220.5	182.9	128.7	398.3	448.1	131.5	124.9	113.0	146.3	63.2	62.8	62.2	62.3	230.10	30.38	6990.44
2006/11/14	08:15:34	1152.5	839.9	130.6	222.7	183.4	129.0	398.6	443.4	131.6	124.9	113.1	146.3	63.2	62.8	62.6	62.6	230.20	30.38	6993.48
2006/11/14	08:16:34	1153.8	842.2	131.1	220.6	183.0	129.0	397.6	447.3	131.8	125.3	113.2	146.5	63.2	62.8	62.2	62.6	230.10	30.37	6988.14
2006/11/14	08:17:34	1153.4	838.8	131.3	221.2	181.7	129.0	399.2	448.9	131.5	124.9	113.3	146.5	62.8	62.3	62.6	62.2	230.20	30.37	6991.18
2006/11/14	08:18:34	1152.4	844.0	131.5	221.2	182.7	128.9	396.4	452.5	131.5	124.9	113.3	146.5	62.8	61.9	62.0	61.9	230.20	30.38	6993.48
2006/11/14	08:19:34	1153.1	844.2	131.8	220.5	183.0	128.8	399.2	445.8	131.5	125.0	113.2	146.3	62.2	61.8	61.8	61.6	230.10	30.38	6988.14
2006/11/14	08:20:34	1153.2	844.4	132.3	220.2	183.2	129.2	399.6	449.0	131.8	125.1	113.3	146.5	62.8	62.2	61.9	61.9	230.10	30.39	6995.04
2006/11/14	08:21:34	1153.9	845.6	132.7	221.1	183.2	129.4	400.5	453.3	132.0	125.3	113.3	146.5	63.0	62.6	62.2	62.6	230.20	30.37	6991.18
2006/11/14	08:22:34	1152.4	841.4	133.0	221.9	183.5	129.5	399.2	451.6	132.3	125.5	113.6	146.6	62.8	62.8	62.4	62.4	230.10	30.38	6990.44
2006/11/14	08:23:34	1152.7	841.7	133.4	222.8	183.5	129.8	399.8	451.6	132.5	125.8	113.6	146.8	62.4	62.8	62.4	62.6	230.10	30.38	6990.44
2006/11/14	08:24:34	1153.2	840.5	133.8	222.6	183.7	129.9	397.8	455.1	132.5	126.0	113.7	147.0	63.2	63.1	62.8	62.8	230.20	30.37	6993.48
2006/11/14	08:25:34	1153.2	846.2	134.1	220.1	183.7	129.8	398.7	452.0	132.5	126.0	113.9	147.0	63.5	63.3	63.0	63.0	230.10	30.38	6990.44
2006/11/14	08:26:34	1152.7	840.9	134.3	221.2	183.5	129.8	401.4	452.5	132.3	125.8	114.1	147.0	62.8	62.1	61.9	61.6	230.10	30.37	6988.14
2006/11/14	08:27:34	1153.2	842.8	134.4	221.5	183.7	129.8	402.1	449.3	132.7	125.8	114.0	147.0	61.9	61.7	61.7	61.7	230.20	30.38	6996.51
2006/11/14	08:28:34	1153.4	838.2	134.7	222.0	183.9	129.8	401.1	453.3	132.7	125.8	114.0	147.0	62.0	62.3	62.3	61.7	230.10	30.37	6988.14
2006/11/14	08:29:34	1153.4	839.4	135.0	221.9	183.7	129.9	399.6	449.5	133.0	126.0	114.1	147.1	62.6	62.6	62.2	62.0	230.20	30.37	6991.18
2006/11/14	08:30:34	1153.7	840.6	135.3	222.9	183.0	130.1	398.9	452.3	132.9	126.3	114.2	147.3	62.3	62.3	62.4	62.1	230.10	30.38	6990.44
2006/11/14	08:31:34	1153.4	841.4	135.6	222.6	183.7	130.4	401.1	453.3	133.0	126.1	114.4	147.3	62.6	62.8	62.6	62.3	229.90	30.36	6979.76
2006/11/14	08:32:34	1154.1	839.4	135.8	221.8	183.7	130.6	399.7	451.2	133.4	126.5	114.5	147.5	62.4	63.3	62.8	62.4	230.10	30.37	6988.14
2006/11/14	08:33:34	1153.4	843.5	136.2	220.8	184.0	130.4	401.1	451.1	133.4	126.7	114.4	147.5	62.0	63.2	62.6	62.6	230.20	30.36	6988.87
2006/11/14	08:34:34	1154.1	848.3	136.4	222.9	183.9	130.8	399.0	450.6	133.9	127.0	114.7	147.7	62.8	63.3	62.8	62.8	230.20	30.38	6993.48
2006/11/14	08:35:34	1154.2	840.4	136.6	221.6	184.2	130.8	400.3	453.8	133.5	126.8	114.6	147.7	62.6	63.2	62.6	62.6	230.10	30.38	6992.74
2006/11/14	08:36:34	1154.4	844.4	136.8	223.2	184.0	130.9	401.6	449.8	133.7	126.8	114.9	147.8	63.2	63.4	63.2	63.0	230.20	30.37	6991.18
2006/11/14	08:37:34	1154.4	844.9	136.9	221.6	183.5	130.8	402.7	452.7	133.0	126.8	114.9	147.8	62.6	62.8	62.6	62.0	230.10	30.35	6983.54
2006/11/14	08:38:34	1154.2	844.7	137.3	223.6	183.5	130.1	400.3	448.4	133.2	126.5	115.0	148.0	61.4	60.2	61.3	60.8	230.00	30.36	6982.80
2006/11/14	08:39:34	1154.7	845.1	137.3	222.6	183.7	130.8	402.3	452.5	133.4	126.5	114.9	147.8	61.9	62.3	61.5	60.8	230.10	30.38	6990.44
2006/11/14	08:40:34	1154.7	847.3	137.3	222.9	183.7	130.8	399.9	448.6	133.5	127.0	114.9	147.8	62.0	62.2	61.8	61.5	230.20	30.31	6983.42
2006/11/14	08:41:34	1154.2	845.9	137.5	221.9	183.4	130.6	401.1	451.6	133.5	127.0	115.0	147.8	61.9	62.0	61.8	61.7	230.20	30.37	6991.18
2006/11/14	08:42:34	1154.4	843.7	137.8	222.0	182.9	130.9	398.9	450.4	133.8	126.8	114.9	147.8	61.5	62.0	61.9	61.7	229.90	30.35	6977.47
2006/11/14	08:43:34	1154.9	844.5	137.8	222.5	183.0	130.8	400.6	454.9	133.5	126.8	115.1	147.8	60.6	61.5	60.9	61.0	230.20	30.37	6991.18
2006/11/14	08:44:34	1153.7	838.9	138.0	221.0	184.2	131.0	399.7	454.0	133.5	127.2	115.0	147.8	61.4	61.8	61.7	61.1	230.10	30.37	6990.44
2006/11/14	08:45:34	1153.4	842.5	138.3	222.8	184.0	131.1	401.4	450.9	134.1	127.4	115.1	148.0	61.7	61.9	61.9	61.7	230.10	30.39	6992.74
2006/11/14	08:46:34	1155.2	848.4	138.5	222.4	184.2	131.3	399.5	452.5	134.0	127.2	115.4	148.2	61.6	61.4	61.8	61.1	230.10	30.37	6988.14
2006/11/14	08:47:34	1154.1	841.7	138.6	223.1	183.7	131.5	402.5	453.3	134.3	127.3	115.6	148.3	61.5	60.6	61.3	60.8	230.10	30.38	6995.04
2006/11/14	08:48:34	1154.8	845.2	138.8	221.8	184.0	131.6	400.8	452.8	134.3	127.5	115.8	148.5	61.9	61.1	61.2	61.2	230.20	30.38	6998.08
2006/11/14	08:49:34	1155.1	847.3	139.0	222.4	184.7	131.8	405.1	455.0	134.4	127.7	115.8	148.5	61.8	61.7	61.7	61.9	230.10	30.37	6988.14
2006/11/14	08:50:34	1155.2	845.2	139.2	223.5	184.5	132.0	401.6	455.8	134.3	128.0	115.8	148.7	62.0	61.2	62.1	61.5	229.90	30.35	6977.47
2006/11/14	08:51:34	1155.0	842.4	139.3	222.8	184.5	131.8	401.7	454.3	134.5	127.9	116.1	148.9	62.2	61.6	62.2	61.4	230.20	30.38	6993.48
2006/11/14	08:52:34	1154.7	846.7	139.5	221.5	184.4	131.8	401.7	452.3	134.5	128.0	116.1	148.9	62.3	62.2	62.0	61.7	230.30	30.35	6989.61
2006/11/14	08:53:34	1155.4	849.7	139.5	221.7	184.2	132.0	402.1	456.2	134.5	128.0	116.1	149.0	62.2	61.6	62.3	61.3	230.20	30.38	6993.48
2006/11/14	08:54:34	1155.8	840.4	139.7	222.9	184.0	132.0	401.0	450.8	134.3	127.9	116.1	148.9	62.0	61.6	61.9	60.8	229.90	30.32	6970.57
2006/11/14	08:55:34	1155.7	850.0	139.7	224.0	184.7	132.5	400.8	456.2	134.9	128.0	116.1	149.0	62.2	61.7	61.9	61.2	230.20	30.37	6993.48
2006/11/14	08:56:34	1155.4	844.9	140.0	223.4	185.2	132.5	404.9	458.7	135.1	128.4	116.3	149.0	62.4	61.5	62.3	61.8	230.00	30.26	6959.80
2006/11/14	08:57:34	1156.4	847.5	140.2	222.8	184.9	132.7	403.5	453.5	135.2	128.7	116.5	149.2	62.3	62.3	62.6	62.0	230.20	30.38	6993.48
2006/11/14	08:58:34	1157.4	845.9	140.3	223.7	184.5	132.9	403.5	457.1	135.3	128.7	116.6	149.4	62.4	62.6	62.4	62.2	229.80	30.35	6974.43
2006/11/14	08:59:34	1156.4	846.2	140.4	224.4	185.2	133.0	402.2	457.3	135.5	129.0	116.6	149.3	62.6	62.6	62.3	62.2	230.20	30.37	6991.18
2006/11/14	09:00:34	1157.5	845.9	140.5	223.8	185.5	133.0	404.3	457.9	135.8	129.0	116.6	149.4	62.3	62.6	62.3	62.3	230.20	30.38	6993.48
2006/11/14	09:01:34	1157.1	847.0	140.7	222.5	186.0	133.5	403.1	457.5	135.9	129.1	116.8	149.5	62.8	62.4	62.8	62.3	230.20	30.37	6991.18
2006/11/14	09:02:34	1156.2	846.8	140.7	224.6	185.5	133.3	404.1	454.8</											

Heat Rise Test 1st Run

Date	Time	TC1	TC2	TC3	TC4	TC5	TC6	TC7	TC8	TC9	TC10	TC11	TC12	TC13	TC14	TC15	TC16	VDC	Amps	Watts
2006/11/14	09:04:34	1156.9	844.1	140.9	223.1	185.7	133.8	404.5	459.8	136.1	129.3	117.1	149.8	62.8	63.1	62.6	62.6	230.10	30.37	6988.14
2006/11/14	09:05:34	1156.9	842.2	141.0	223.2	185.7	133.8	403.1	456.0	136.6	129.6	117.2	149.9	62.6	62.6	62.8	62.4	230.20	30.37	6991.18
2006/11/14	09:06:34	1157.1	846.7	141.3	222.9	186.0	133.9	404.5	461.0	136.5	129.7	117.3	150.0	63.1	62.6	63.0	62.6	230.10	30.37	6988.14
2006/11/14	09:07:34	1158.5	842.7	141.3	223.4	185.5	133.8	403.4	456.7	136.2	129.8	117.3	150.1	63.1	63.1	62.8	62.0	230.20	30.38	6993.48
2006/11/14	09:08:34	1157.7	847.9	141.5	224.4	186.2	134.1	404.2	453.0	136.7	130.0	117.5	150.1	62.8	62.6	62.8	62.2	230.00	30.35	6980.50
2006/11/14	09:09:34	1158.1	848.9	141.6	225.2	186.2	134.2	406.2	458.9	136.8	130.1	117.5	150.2	62.6	62.3	62.8	62.6	230.10	30.37	6988.14
2006/11/14	09:10:34	1158.3	849.9	141.7	225.5	185.7	134.4	406.6	457.5	137.0	130.4	117.6	150.2	62.6	62.8	62.8	62.4	230.20	30.38	6993.48
2006/11/14	09:11:34	1157.8	850.2	141.8	225.0	184.7	134.2	404.8	460.3	137.0	130.6	117.9	150.4	62.8	62.8	62.4	61.9	230.10	30.38	6990.44
2006/11/14	09:12:34	1159.7	850.2	141.8	223.2	185.2	134.2	403.8	454.0	136.8	130.3	117.8	150.5	62.6	62.3	62.4	62.1	230.10	30.37	6988.14
2006/11/14	09:13:34	1159.0	848.9	141.9	224.5	185.4	134.3	405.6	456.8	137.3	130.3	118.0	150.6	62.4	62.4	62.6	62.2	230.30	30.38	6996.51
2006/11/14	09:14:34	1157.5	851.1	142.0	224.3	186.0	134.6	405.9	453.3	137.6	130.8	118.0	150.6	62.0	62.4	62.4	62.1	230.20	30.36	6988.87
2006/11/14	09:15:34	1158.8	846.7	142.0	225.4	186.0	134.5	404.9	453.3	137.5	130.8	118.0	150.6	62.6	62.6	62.6	62.4	230.10	30.38	6990.44
2006/11/14	09:16:34	1157.8	847.4	142.1	224.9	186.2	134.9	405.6	456.5	137.4	130.9	118.2	150.7	62.4	62.2	62.6	62.6	230.10	30.38	6990.44
2006/11/14	09:17:34	1158.0	847.9	142.2	224.5	186.4	134.5	406.8	450.0	137.1	130.8	118.3	150.7	63.0	62.6	62.4	62.3	230.00	30.35	6980.50
2006/11/14	09:18:34	1158.1	847.3	142.1	223.8	186.4	134.7	404.6	449.7	137.4	130.6	118.3	150.8	62.8	62.4	62.8	62.6	230.20	30.38	6993.48
2006/11/14	09:19:34	1157.7	850.7	142.1	222.9	185.9	134.6	407.3	452.2	137.1	130.8	118.2	150.8	62.6	62.2	62.6	62.3	230.10	30.39	6995.78
2006/11/14	09:20:34	1157.7	850.4	142.1	224.7	186.4	134.8	405.9	452.0	137.3	130.6	118.3	150.9	62.4	62.6	62.6	62.0	230.20	30.37	6991.18
2006/11/14	09:21:34	1158.3	848.9	142.1	225.2	186.5	134.9	404.6	453.5	137.4	130.9	118.4	150.9	62.3	62.3	62.4	62.2	230.20	30.37	6991.18
2006/11/14	09:22:34	1158.1	848.0	142.2	224.5	186.4	134.7	406.2	455.0	137.5	130.8	118.5	151.0	62.8	62.1	62.3	61.9	230.20	30.40	6998.08
2006/11/14	09:23:34	1157.7	847.9	142.3	223.6	185.5	134.7	405.8	454.6	137.3	130.6	118.5	151.0	61.8	61.6	62.1	61.4	230.00	30.36	6982.80
2006/11/14	09:24:34	1158.5	850.0	142.3	222.7	186.0	134.9	407.5	454.4	137.3	130.8	118.5	151.0	61.8	61.5	61.7	61.2	230.10	30.37	6988.14
2006/11/14	09:25:34	1157.8	851.0	142.4	223.0	186.7	135.2	406.3	450.6	137.8	130.8	118.6	151.2	61.9	61.7	61.9	61.3	230.20	30.38	6993.48
2006/11/14	09:26:34	1159.0	851.0	142.6	222.7	186.7	135.1	407.5	454.6	137.8	131.0	118.8	151.3	62.6	62.0	62.2	62.1	230.10	30.38	6990.44
2006/11/14	09:27:34	1158.5	843.6	142.8	224.8	186.4	135.5	405.4	452.9	137.9	131.3	118.8	151.3	62.6	62.2	62.3	62.1	230.10	30.36	6985.84
2006/11/14	09:28:34	1158.7	848.9	142.7	223.9	186.5	135.3	406.0	454.8	138.3	131.5	119.0	151.4	62.6	62.6	62.3	61.9	230.30	30.39	6998.82
2006/11/14	09:29:34	1158.3	847.9	142.7	225.5	187.0	135.4	406.1	451.4	138.1	131.3	119.2	151.5	62.2	62.6	62.4	62.2	230.20	30.38	6993.48
2006/11/14	09:30:34	1158.7	849.6	142.9	225.0	186.9	135.5	406.2	452.9	138.0	131.5	119.2	151.5	62.2	62.8	62.4	61.4	230.20	30.39	6995.78
2006/11/14	09:31:34	1158.2	850.3	142.9	223.2	186.7	135.5	406.8	456.5	138.3	131.3	119.1	151.5	62.4	62.4	62.3	61.7	230.00	30.37	6985.10
2006/11/14	09:32:34	1158.7	846.7	143.1	227.2	186.4	135.8	406.3	458.6	138.8	132.0	119.2	151.6	62.6	62.3	62.1	62.2	230.20	30.28	6970.46
2006/11/14	09:33:34	1158.4	846.7	143.2	224.3	186.4	135.7	406.9	458.5	138.6	132.0	119.4	151.8	62.8	62.6	62.6	62.4	230.20	30.38	6993.48
2006/11/14	09:34:34	1158.3	848.9	143.2	224.8	186.9	135.8	407.3	456.5	138.8	132.0	119.4	151.8	62.6	62.8	62.0	62.6	230.10	30.37	6988.14
2006/11/14	09:35:34	1158.4	849.2	143.2	226.4	186.5	136.1	407.0	457.3	138.6	132.3	119.6	152.0	62.8	63.1	62.6	62.4	230.10	30.36	6988.14
2006/11/14	09:36:34	1159.5	850.4	143.3	225.0	185.7	135.8	406.2	454.3	139.2	132.2	119.6	152.1	61.9	62.4	62.1	62.2	230.10	30.37	6990.44
2006/11/14	09:37:34	1159.9	848.9	143.3	225.7	186.5	136.2	408.4	456.2	138.8	132.3	119.7	152.1	62.8	62.6	62.3	61.8	229.20	30.28	6940.18
2006/11/14	09:38:34	1160.0	848.8	143.5	225.7	186.0	136.1	407.5	453.0	139.0	132.5	119.8	152.2	61.9	62.0	62.1	61.7	230.10	30.37	6988.14
2006/11/14	09:39:34	1158.8	851.9	143.5	225.9	187.0	136.2	407.5	453.0	139.2	132.3	119.9	152.2	62.3	62.8	62.2	62.2	230.10	30.29	6969.73
2006/11/14	09:40:34	1160.5	849.4	143.4	223.7	186.5	136.3	407.8	455.2	139.3	132.5	119.9	152.3	62.3	62.6	62.4	62.4	230.00	30.36	6982.80
2006/11/14	09:41:34	1159.7	853.4	143.4	224.6	187.0	136.4	409.5	454.9	139.5	132.5	120.0	152.3	61.9	62.8	62.2	61.9	230.20	30.38	6993.48
2006/11/14	09:42:34	1160.0	851.1	143.5	225.4	187.0	136.5	409.3	453.5	139.5	132.7	120.0	152.4	61.8	62.6	62.2	62.1	230.10	30.37	6988.14
2006/11/14	09:43:34	1159.9	850.3	143.6	223.4	186.9	136.3	407.7	456.5	139.5	132.7	120.3	152.5	61.9	62.3	62.3	61.9	230.20	30.31	6983.42
2006/11/14	09:44:34	1160.1	848.7	143.6	223.0	186.2	136.5	408.1	453.8	139.5	132.8	120.3	152.5	62.4	62.4	62.3	62.0	230.20	30.37	6991.18
2006/11/14	09:45:34	1161.0	850.2	143.8	226.0	186.5	136.6	407.2	459.4	139.5	133.0	120.4	152.7	62.4	62.4	62.1	62.0	230.30	30.37	6994.21
2006/11/14	09:46:34	1160.8	843.6	143.9	224.7	186.7	136.8	406.6	459.0	139.7	133.4	120.4	152.7	62.3	62.8	62.3	62.2	230.20	30.37	6991.18
2006/11/14	09:47:34	1161.4	843.7	143.9	225.7	186.7	136.8	408.4	456.5	140.0	133.3	120.5	152.9	62.3	62.8	62.4	62.2	229.90	30.35	6977.47
2006/11/14	09:48:34	1161.4	852.7	144.0	226.1	186.9	136.9	408.6	455.6	140.3	133.5	120.6	152.9	61.9	62.6	62.3	62.0	230.00	30.35	6980.50
2006/11/14	09:49:34	1160.1	848.9	144.1	225.2	187.5	137.1	409.1	455.0	140.4	133.7	120.8	153.0	62.6	63.0	62.3	62.2	230.20	30.37	6991.18
2006/11/14	09:50:34	1160.3	850.9	144.1	225.4	187.7	137.3	408.1	455.3	140.7	134.0	121.0	153.0	62.3	62.6	62.3	62.2	230.00	30.37	6985.10
2006/11/14	09:51:34	1160.9	847.4	144.2	226.2	187.5	137.8	408.1	458.7	140.5	134.0	121.0	153.1	62.3	62.4	62.2	62.1	230.00	30.38	6987.40
2006/11/14	09:52:34	1161.8	852.9	144.4	225.9	188.0	137.5	409.4	455.1	141.0	134.1	121.1	153.2	62.4	63.0	62.6	62.2	230.10	30.37	6988.14
2006/11/14	09:53:34	1161.4	850.2	144.5	224.6	188.0	137.8	409.9	459.5	140.8	134.2	121.1	153.2	62.6	63.1	62.8	62.2	230.20	30.36	6988.87
2006/11/14	09:54:34	1160.7	854.4	144.5	226.2	187.9	137.8	409.9	454.3	140.7	134.0	121.1	153.2	62.6	62.2	62.8	61.7	230.30	30.39	6998.82
2006/11/14	09:55:34	1160.7	854.5	144.5	226.0	188.0	137.6	410.4	456.7	140.7	133.9	121.1	153.3	62.6	62.8	61.9	62.0	230.20	30.37	6991.18
2006/11/14	09:56:34	1161.2	849.9	144.4	225.2	188.2	137.5	409.7	457.1	140.5	134.1	121.3	153.4	62.3	62.8	62.6	61.9	230.20	30.37	6991.18
2006/11/14	09:57:34	1161.0	851.6	144.6	225.7	187.0	137.6	410.4	454.8	140.7	134.0	121.3	153.4	61.9	62.4	62.1	61.4	230.20	30.38	6993.48
2006/11/14	09:58:34	1160.7	850.2	144.7	227.4	187.7	137.9	411.1	456.0</											

Heat Rise Test 1st Run

Date	Time	TC1	TC2	TC3	TC4	TC5	TC6	TC7	TC8	TC9	TC10	TC11	TC12	TC13	TC14	TC15	TC16	VDC	Amps	Watts
2006/11/14	10:00:34	1161.1	851.7	144.7	228.8	186.9	137.8	411.0	456.3	141.0	134.3	121.5	153.6	62.0	62.8	62.1	61.7	230.10	30.37	6988.14
2006/11/14	10:01:34	1161.7	850.7	144.7	225.7	187.5	138.0	409.9	451.7	141.0	134.4	121.8	153.8	62.2	62.0	62.6	62.1	230.20	30.38	6993.48
2006/11/14	10:02:34	1161.1	846.9	144.7	225.9	188.0	138.1	410.1	455.0	141.0	134.3	121.8	153.7	61.9	62.1	62.2	62.1	230.10	30.37	6988.14
2006/11/14	10:03:34	1161.7	852.6	144.9	225.9	187.7	138.6	408.8	451.7	141.3	134.2	121.8	153.9	62.2	63.0	62.4	61.7	230.20	30.37	6991.18
2006/11/14	10:04:34	1160.7	852.1	144.9	226.0	187.2	138.3	409.6	452.8	141.3	134.7	122.0	153.9	62.0	62.4	62.2	62.0	230.20	30.37	6991.18
2006/11/14	10:05:34	1160.7	853.7	144.9	226.4	188.0	138.3	412.4	449.7	141.2	134.5	122.4	154.2	62.1	61.0	62.3	60.9	230.20	30.36	6988.87
2006/11/14	10:06:34	1161.7	852.9	145.3	226.7	188.4	138.8	413.3	450.8	141.6	135.0	122.3	154.2	61.3	61.6	61.8	60.9	230.20	30.37	6991.18
2006/11/14	10:07:34	1162.4	852.7	145.3	227.2	187.7	138.5	411.5	448.2	142.0	135.1	122.2	154.2	62.2	62.2	61.6	61.4	230.00	30.35	6980.50
2006/11/14	10:08:34	1161.9	850.7	145.3	226.5	188.2	138.8	408.8	451.0	141.9	135.1	122.3	154.2	61.9	62.2	61.7	61.5	230.20	30.38	6993.48
2006/11/14	10:09:34	1160.8	853.2	145.4	227.2	188.5	139.0	414.5	451.5	142.0	135.1	122.3	154.2	61.4	62.2	61.7	61.5	230.10	30.37	6988.14
2006/11/14	10:10:34	1162.2	853.2	145.4	227.0	188.2	139.3	413.1	454.5	142.0	135.2	122.5	154.4	61.7	62.6	62.2	61.5	230.30	30.38	6996.51
2006/11/14	10:11:34	1162.5	850.7	145.5	225.2	188.5	138.6	411.9	450.5	142.0	135.4	122.5	154.5	62.2	62.4	62.0	61.5	230.20	30.38	6993.48
2006/11/14	10:12:34	1161.0	852.9	145.5	227.2	187.7	139.0	413.1	449.7	142.1	135.4	122.7	154.5	61.4	62.4	62.1	61.4	230.10	30.37	6988.14
2006/11/14	10:13:34	1162.2	851.6	145.6	227.2	188.5	139.3	412.1	453.8	142.8	135.6	122.7	154.5	62.1	62.4	61.8	61.9	229.80	30.37	6985.92
2006/11/14	10:14:34	1162.7	852.8	145.8	226.2	188.2	139.3	410.8	452.2	142.4	135.7	122.7	154.6	61.9	62.4	62.1	61.5	230.30	30.37	6994.21
2006/11/14	10:15:34	1162.4	853.4	145.8	228.5	187.9	139.3	414.2	450.3	142.7	135.8	122.9	154.8	62.3	62.6	61.8	61.8	229.80	30.32	6967.54
2006/11/14	10:16:34	1162.5	856.6	145.8	226.2	187.9	139.2	411.2	448.8	142.8	135.9	123.0	154.8	62.4	62.3	61.9	61.4	230.10	30.36	6985.84
2006/11/14	10:17:34	1162.8	851.4	145.8	228.0	188.2	139.5	410.5	452.7	142.1	135.8	123.2	154.9	61.8	62.6	61.9	61.5	230.20	30.38	6993.48
2006/11/14	10:18:34	1162.7	858.2	145.8	227.2	188.7	139.8	413.1	453.5	142.8	135.7	123.1	154.9	62.0	61.9	61.7	61.4	230.30	30.38	6996.51
2006/11/14	10:19:34	1163.2	852.7	145.8	227.7	188.0	139.5	414.0	449.5	142.6	135.8	123.2	155.0	61.5	61.7	62.1	61.8	230.20	30.38	6993.48
2006/11/14	10:20:34	1162.5	847.5	145.8	226.9	188.5	139.5	410.2	450.5	142.4	136.0	123.2	154.9	61.8	62.4	61.7	61.9	230.10	30.38	6990.44
2006/11/14	10:21:34	1162.4	853.7	145.9	226.5	188.4	139.5	413.4	454.3	142.9	136.1	123.3	155.0	61.4	62.0	61.8	61.6	230.20	30.38	6993.48
2006/11/14	10:22:34	1162.7	848.7	145.9	228.5	189.0	140.0	412.9	450.4	142.6	136.0	123.3	155.1	61.5	61.8	62.2	61.7	230.00	30.35	6980.50
2006/11/14	10:23:34	1162.5	858.8	146.1	228.5	188.5	140.0	411.3	449.8	142.7	136.1	123.4	155.1	62.3	61.7	62.2	61.7	230.20	30.38	6993.48
2006/11/14	10:24:34	1163.4	854.4	146.1	226.5	188.7	140.0	414.2	452.9	142.8	136.0	123.5	155.1	62.3	62.6	62.0	61.3	230.10	30.38	6990.44
2006/11/14	10:25:34	1163.0	850.7	146.1	226.2	188.5	140.0	413.7	454.3	143.0	136.3	123.6	155.3	62.4	62.3	61.9	61.7	229.70	30.34	6971.40
2006/11/14	10:26:34	1163.7	852.6	146.3	226.7	188.7	140.0	413.1	456.5	143.0	136.5	123.6	155.3	62.2	62.4	62.4	62.0	230.20	30.38	6993.48
2006/11/14	10:27:34	1164.1	855.2	146.3	226.0	189.5	140.3	412.4	454.4	143.3	136.4	123.7	155.4	62.3	62.1	62.2	62.1	230.20	30.38	6995.78
2006/11/14	10:28:34	1163.4	853.1	146.5	227.2	189.4	140.5	412.6	454.4	143.3	136.6	123.8	155.4	62.4	62.6	62.4	62.0	230.20	30.37	6991.18
2006/11/14	10:29:34	1163.4	852.3	146.8	227.5	189.5	140.9	415.5	449.3	143.4	136.8	123.9	155.6	62.3	62.3	62.3	61.9	230.10	30.37	6992.74
2006/11/14	10:30:34	1162.5	850.0	146.8	228.7	189.2	141.0	415.0	453.6	143.5	137.0	124.0	155.8	62.6	62.3	62.3	62.0	230.10	30.38	6990.44
2006/11/14	10:31:34	1163.8	854.7	147.0	228.3	189.7	141.3	414.5	452.8	143.7	137.3	124.3	155.8	62.6	62.6	62.8	62.0	230.20	30.37	6991.18
2006/11/14	10:32:34	1163.7	858.6	147.0	226.7	190.2	141.2	414.0	452.9	144.3	137.3	124.2	155.9	62.4	62.6	62.6	62.1	230.30	30.38	6996.51
2006/11/14	10:33:34	1164.1	851.0	147.1	228.0	189.9	141.5	415.0	456.8	144.4	137.8	124.4	156.0	62.6	62.8	62.2	62.2	230.20	30.38	6993.48
2006/11/14	10:34:34	1163.8	852.2	147.1	228.0	190.2	141.6	415.3	453.3	144.4	137.8	124.4	156.0	62.6	63.1	62.8	62.6	230.20	30.38	6993.48
2006/11/14	10:35:34	1163.4	855.6	147.5	227.7	190.0	141.7	416.0	447.7	144.6	137.8	124.7	156.3	63.1	63.3	63.0	62.8	230.20	30.37	6991.18
2006/11/14	10:36:34	1163.5	853.2	147.3	228.3	190.0	141.5	414.5	452.5	144.5	137.8	124.7	156.3	62.4	63.1	63.1	62.8	230.20	30.37	6991.18
2006/11/14	10:37:34	1164.2	855.3	147.3	227.0	190.0	141.7	416.6	456.8	144.7	137.6	124.7	156.5	62.8	62.6	62.8	62.4	230.20	30.37	6991.18
2006/11/14	10:38:34	1163.8	859.0	147.3	228.2	190.0	141.4	415.3	450.0	144.5	137.9	124.8	156.5	63.0	63.1	62.8	62.4	230.10	30.38	6990.44
2006/11/14	10:39:34	1164.2	855.6	147.5	227.7	190.0	142.1	415.6	451.5	144.8	138.1	125.0	156.5	62.6	63.1	62.6	62.2	230.20	30.38	6993.48
2006/11/14	10:40:34	1164.0	855.3	147.5	227.2	190.4	142.2	413.8	455.8	144.7	138.3	124.9	156.5	62.2	63.1	62.6	62.2	230.20	30.37	6991.18
2006/11/14	10:41:34	1163.5	852.9	147.8	227.0	189.7	142.0	414.0	454.7	145.0	138.5	125.1	156.8	62.6	62.8	63.0	62.6	230.20	30.38	6993.48
2006/11/14	10:42:34	1163.8	856.0	147.8	228.2	190.2	142.2	413.4	452.3	145.1	138.5	125.3	156.8	62.8	63.0	62.3	62.6	230.20	30.38	6993.48
2006/11/14	10:43:34	1163.4	852.9	148.0	228.0	190.4	142.4	413.5	453.5	145.0	138.5	125.1	156.8	62.8	63.2	62.8	62.6	230.20	30.38	6993.48
2006/11/14	10:44:34	1164.7	855.3	148.0	227.9	190.7	142.5	415.9	457.3	145.5	138.6	125.3	156.8	62.8	62.8	62.8	62.8	230.20	30.38	6993.48
2006/11/14	10:45:34	1165.0	859.9	148.3	228.8	191.0	142.9	416.5	457.3	145.9	139.0	125.3	157.0	62.8	63.2	62.8	62.8	230.20	30.38	6993.48
2006/11/14	10:46:34	1164.5	855.5	148.3	228.5	191.2	142.9	417.9	457.3	145.6	138.8	125.4	157.0	63.3	63.2	62.8	62.4	230.20	30.38	6993.48
2006/11/14	10:47:34	1164.4	861.2	148.3	230.6	190.9	143.0	419.1	457.3	146.0	139.0	125.5	157.0	62.8	63.2	63.0	62.6	230.20	30.38	6993.48
2006/11/14	10:48:34	1165.0	859.1	148.5	228.5	191.0	143.1	417.4	457.8	146.0	139.3	125.6	157.3	62.8	62.8	62.8	62.6	230.20	30.38	6993.48
2006/11/14	10:49:34	1165.2	855.4	148.5	230.2	190.4	143.2	417.0	461.5	146.3	139.3	125.8	157.3	62.6	62.6	62.2	62.3	230.10	30.37	6988.14
2006/11/14	10:50:34	1165.4	857.5	148.5	230.1	190.7	143.2	416.8	460.5	145.9	139.5	125.8	157.3	62.8	63.1	63.0	62.2	230.10	30.36	6985.84
2006/11/14	10:51:34	1166.4	858.8	148.5	228.2	190.5	143.2	416.9	460.8	145.9	139.3	125.8	157.5	62.3	62.1	62.6	61.9	230.20	30.38	6993.48
2006/11/14	10:52:34	1164.5	855.3	148.3	229.5	190.4	142.3	415.9	462.9	145.3	138.8	126.0	157.3	61.1	59.7	61.3	60.2	230.20	30.38	6995.78
2006/11/14	10:53:34	1165.0	856.2	148.5	228.5	190.2	142.2	417.4	456.8	145.5	138.6	126.0	157.5	60.2	59.5	60.4	59.6	230.20	30.38	6993.48
2006/11/14	10:54:34	1165.4	856.6	148.3	228.2	190.2	142.6	417.4	460.3</											

Heat Rise Test

1st Run

Date	Time	TC1	TC2	TC3	TC4	TC5	TC6	TC7	TC8	TC9	TC10	TC11	TC12	TC13	TC14	TC15	TC16	VDC	Amps	Watts
2006/11/14	10:56:34	1165.2	858.9	148.3	228.8	190.2	143.0	415.4	460.6	145.8	138.8	126.0	157.5	61.4	61.1	61.5	60.8	230.10	30.37	6988.14
2006/11/14	10:57:34	1166.0	853.7	148.5	228.7	190.4	142.7	418.0	463.5	145.6	139.0	126.0	157.5	61.2	60.6	61.2	60.4	230.10	30.37	6991.18
2006/11/14	10:58:34	1166.2	851.8	148.8	229.5	189.0	143.1	416.4	463.2	145.9	139.5	126.0	157.5	61.8	61.7	61.5	61.2	230.20	30.36	6988.87
2006/11/14	10:59:34	1166.4	854.5	148.8	229.0	190.7	143.2	415.0	462.7	146.1	139.3	126.3	157.6	62.1	61.8	61.2	61.5	230.20	30.37	6991.18
2006/11/14	11:00:34	1165.9	859.3	148.9	229.5	190.0	143.3	418.0	462.2	145.9	139.5	126.3	157.8	61.5	60.8	61.5	61.2	230.20	30.37	6991.18
2006/11/14	11:01:34	1166.4	856.0	149.0	229.0	190.0	143.1	417.8	458.2	145.9	139.3	126.5	157.8	60.8	59.0	61.1	60.0	230.10	30.37	6988.14
2006/11/14	11:02:34	1165.5	855.3	148.9	229.8	190.0	143.2	417.7	464.6	145.9	139.2	126.5	157.8	60.4	59.8	60.4	59.7	230.30	30.38	6996.51
2006/11/14	11:03:34	1166.2	853.7	148.9	229.8	190.9	143.4	417.8	457.5	146.3	139.5	126.5	158.0	61.3	61.3	61.6	60.8	230.20	30.37	6993.48
2006/11/14	11:04:34	1165.0	859.2	149.0	229.5	190.7	143.4	416.6	459.9	146.6	139.5	126.5	158.0	61.6	60.8	61.6	61.2	230.10	30.38	6990.44
2006/11/14	11:05:34	1165.2	857.2	149.2	229.5	191.4	143.9	418.3	458.0	146.8	139.7	126.7	158.2	62.1	61.2	62.0	61.7	230.20	30.37	6991.18
2006/11/14	11:06:34	1166.6	855.1	149.3	229.0	191.0	143.7	419.1	459.1	146.8	139.8	126.5	158.2	62.0	61.9	62.1	61.5	230.20	30.37	6991.18
2006/11/14	11:07:34	1166.2	854.8	149.3	229.8	191.0	144.1	417.7	465.8	147.0	140.0	126.8	158.3	62.4	62.6	62.4	61.9	228.90	30.24	6921.94
2006/11/14	11:08:34	1166.5	857.4	149.4	228.8	191.0	144.1	417.8	458.6	147.3	140.3	127.0	158.5	62.2	62.6	62.8	62.3	230.40	30.38	6999.55
2006/11/14	11:09:34	1166.4	852.3	149.5	231.0	190.7	144.2	418.8	465.6	147.3	140.3	127.0	158.7	62.6	62.8	62.8	62.6	230.00	30.36	6982.80
2006/11/14	11:10:34	1167.2	858.0	149.7	229.6	192.0	144.4	417.7	462.7	147.5	140.8	127.2	158.7	62.8	63.0	63.0	62.8	230.00	30.32	6973.60
2006/11/14	11:11:34	1166.7	859.6	149.8	229.6	191.2	144.7	419.8	455.8	147.8	140.9	127.4	158.7	63.0	63.0	62.6	62.3	230.20	30.37	6991.18
2006/11/14	11:12:34	1166.2	859.5	149.8	229.0	191.7	144.5	419.4	461.3	148.2	141.0	127.4	158.8	62.6	63.3	63.2	62.8	230.30	30.37	6994.21
2006/11/14	11:13:34	1166.2	856.0	150.1	229.5	191.4	145.0	419.3	457.9	148.3	141.4	127.5	159.0	62.8	63.5	63.1	62.6	229.20	30.23	6928.72
2006/11/14	11:14:34	1167.9	856.2	150.2	230.8	191.9	145.0	418.3	465.6	148.2	141.4	127.5	159.0	63.0	63.5	62.6	62.6	230.20	30.36	6991.91
2006/11/14	11:15:34	1167.0	860.2	150.3	230.4	192.5	145.3	418.5	464.3	148.7	141.7	127.7	159.0	63.2	63.6	63.3	63.1	230.20	30.38	6993.48
2006/11/14	11:16:34	1167.4	861.2	150.4	230.3	191.9	145.4	419.3	464.8	148.5	141.9	127.9	159.3	63.2	63.5	63.3	62.6	230.20	30.37	6991.18
2006/11/14	11:17:34	1167.2	860.4	150.5	229.5	191.7	145.5	419.6	465.3	148.5	141.5	127.9	159.3	62.6	63.4	63.2	62.8	230.20	30.39	6995.78
2006/11/14	11:18:34	1167.2	858.7	150.6	228.7	192.5	145.4	422.0	464.5	149.2	142.0	128.0	159.3	63.0	63.7	63.2	63.4	230.10	30.36	6985.84
2006/11/14	11:19:34	1168.4	853.4	150.7	229.6	193.0	145.9	419.8	469.5	149.0	142.2	128.0	159.5	62.8	63.9	63.3	63.4	230.10	30.36	6985.84
2006/11/14	11:20:34	1167.4	861.7	150.7	230.0	193.0	145.8	420.3	461.9	149.0	142.2	128.2	159.5	63.2	63.9	63.4	63.3	230.10	30.35	6983.54
2006/11/14	11:21:34	1167.2	860.0	150.7	232.3	192.5	145.8	420.1	464.2	149.0	142.1	128.2	159.5	63.0	63.7	63.5	63.3	230.20	30.38	6993.48
2006/11/14	11:22:34	1167.1	857.7	150.6	231.3	191.9	145.3	420.4	466.6	147.8	141.7	128.3	159.5	62.4	60.6	62.6	61.2	230.10	30.38	6990.44
2006/11/14	11:23:34	1168.2	859.8	150.5	229.0	191.5	145.3	419.5	464.3	148.0	141.4	128.3	159.3	61.6	61.5	61.5	60.8	230.10	30.38	6990.44
2006/11/14	11:24:34	1167.7	860.7	150.5	231.3	191.2	145.1	420.8	462.6	148.2	141.4	128.3	159.3	60.6	60.6	60.4	60.1	230.20	30.38	6993.48
2006/11/14	11:25:34	1167.5	856.9	150.2	230.2	190.7	144.7	420.9	469.5	147.5	140.8	128.2	159.3	60.2	58.6	59.3	58.8	230.30	30.37	6997.25
2006/11/14	11:26:34	1167.0	860.4	150.3	231.2	191.2	144.8	418.8	465.5	147.3	140.5	128.2	159.3	60.0	58.6	59.6	58.6	230.10	30.37	6990.44
2006/11/14	11:27:34	1168.2	861.4	150.4	229.5	190.7	144.7	420.4	470.4	147.8	141.0	128.1	159.3	59.9	58.9	59.6	58.8	230.10	30.38	6990.44
2006/11/14	11:28:34	1168.4	860.4	150.5	230.6	190.9	145.1	420.5	474.5	148.2	141.3	128.4	159.5	60.6	60.1	60.6	59.7	230.10	30.35	6983.54
2006/11/14	11:29:34	1169.2	858.4	150.5	228.0	190.7	144.9	419.9	468.0	147.3	141.0	128.4	159.5	60.9	60.0	60.6	58.8	230.20	30.37	6991.18
2006/11/14	11:30:34	1168.6	858.7	150.7	229.8	190.5	145.5	420.9	468.3	148.2	141.3	128.5	159.5	60.9	59.8	59.8	59.5	229.80	30.32	6967.54
2006/11/14	11:31:34	1167.2	857.4	150.7	230.6	190.7	145.4	422.3	468.1	148.0	141.4	128.5	159.5	60.4	59.5	59.8	59.1	230.20	30.37	6991.18
2006/11/14	11:32:34	1167.4	857.9	150.9	232.5	191.2	145.4	421.3	470.4	148.3	141.7	128.7	159.7	61.1	59.5	59.9	59.4	230.20	30.37	6991.18
2006/11/14	11:33:34	1167.4	856.1	151.0	231.1	191.5	145.5	421.0	473.7	148.5	141.5	128.7	159.8	59.9	59.2	60.2	58.8	230.00	30.35	6980.50
2006/11/14	11:34:34	1167.5	857.7	150.6	230.9	191.7	145.3	419.4	472.0	147.8	141.2	128.7	159.8	60.4	58.6	60.0	58.2	230.20	30.37	6991.18
2006/11/14	11:35:34	1168.6	857.9	150.8	230.0	191.2	145.1	420.1	472.4	148.0	141.3	128.9	159.9	59.9	57.3	60.0	57.3	230.10	30.38	6990.44
2006/11/14	11:36:34	1168.8	858.4	150.8	230.1	191.2	145.3	422.1	469.0	148.0	141.3	128.9	159.9	59.7	57.6	59.5	57.5	230.00	30.25	6957.50
2006/11/14	11:37:34	1168.9	858.9	151.1	230.6	191.2	145.4	420.3	472.1	148.5	141.4	129.0	159.9	59.6	57.5	59.5	58.4	230.10	30.38	6990.44
2006/11/14	11:38:34	1168.1	856.8	151.1	230.4	191.2	145.3	420.6	475.9	148.0	141.3	129.0	160.0	59.6	58.0	59.6	57.9	230.00	30.35	6982.80
2006/11/14	11:39:34	1168.2	858.6	151.1	231.5	191.2	145.8	422.0	469.1	148.5	141.3	129.1	160.0	59.0	57.1	59.4	57.3	230.20	30.38	6993.48
2006/11/14	11:40:34	1167.8	861.8	151.2	230.1	191.5	146.0	422.9	476.0	148.2	141.5	129.3	160.2	59.4	57.8	59.4	57.5	229.90	30.36	6986.66
2006/11/14	11:41:34	1168.5	860.2	151.1	229.5	191.2	145.5	421.5	473.3	148.3	141.2	129.0	160.0	59.2	57.0	59.0	57.0	230.20	30.38	6993.48
2006/11/14	11:42:34	1168.1	859.5	151.2	231.1	191.4	145.6	421.2	473.5	148.5	141.4	129.1	160.2	59.2	56.4	59.2	57.5	230.10	30.37	6988.14
2006/11/14	11:43:34	1170.2	856.0	151.2	231.5	191.0	145.9	422.9	472.3	148.5	141.4	129.0	160.2	59.2	59.0	59.5	58.4	230.10	30.37	6988.14
2006/11/14	11:44:34	1169.7	855.1	151.4	231.1	191.2	146.0	422.9	473.1	148.0	141.4	129.1	160.0	59.3	58.0	59.3	57.6	230.20	30.37	6991.18
2006/11/14	11:45:34	1169.1	861.7	151.5	229.6	191.9	145.8	423.4	474.1	148.5	141.6	129.4	160.2	59.1	57.6	59.2	57.3	230.20	30.25	6963.55
2006/11/14	11:46:34	1168.9	859.2	151.5	230.4	191.2	146.0	422.4	471.7	148.7	141.7	129.4	160.3	59.4	57.9	59.3	58.1	230.10	30.38	6992.74
2006/11/14	11:47:34	1168.9	859.0	151.5	230.2	191.2	146.1	420.4	476.8	148.5	141.7	129.5	160.4	59.5	56.4	59.2	57.4	230.10	30.37	6988.14
2006/11/14	11:48:34	1170.1	861.4	151.8	230.4	191.0	146.3	421.8	473.1	148.3	141.8	129.6	160.5	59.0	57.0	59.3	57.1	230.20	30.37	6991.18
2006/11/14	11:49:34	1169.8	860.2	151.8	232.0	190.7	145.9	421.0	476.5	148.3	141.7	129.6	160.5	59.1	58.6	59.0	56.9	230.20	30.36	6988.87
2006/11/14	11:50:34	1169.9	859.7	151.9	230.8															

Heat Rise Test

1st Run

Date	Time	TC1	TC2	TC3	TC4	TC5	TC6	TC7	TC8	TC9	TC10	TC11	TC12	TC13	TC14	TC15	TC16	VDC	Amps	Watts
2006/11/14	11:52:34	1169.5	859.5	152.0	230.7	191.9	146.5	421.3	475.6	149.0	142.3	129.8	160.8	60.1	58.6	59.7	58.4	230.20	30.37	6993.48
2006/11/14	11:53:34	1169.4	857.4	152.2	231.1	192.2	146.8	423.2	474.8	149.8	142.7	129.9	161.0	60.6	59.9	60.0	59.3	230.00	30.38	6987.40
2006/11/14	11:57:32	1168.9	858.2	152.9	232.9	192.0	148.0	424.8	474.1	151.2	143.6	130.3	161.5	61.3	61.1	60.4	60.6	230.20	30.36	6988.87
2006/11/14	11:58:32	1169.2	860.3	152.8	232.7	193.2	147.7	424.4	475.0	151.1	143.8	130.5	161.6	61.0	61.9	61.0	61.2	230.10	30.36	6985.84
2006/11/14	11:59:32	1169.6	856.8	152.9	232.9	193.9	148.2	423.7	483.6	150.9	144.1	130.6	161.6	62.0	61.4	61.6	61.6	230.20	30.37	6991.18
2006/11/14	12:00:32	1170.3	862.4	153.0	230.9	192.9	148.3	423.3	479.1	151.2	144.5	130.8	161.8	62.1	61.8	61.9	61.6	230.10	30.36	6988.14
2006/11/14	12:01:32	1169.7	857.2	153.4	234.2	193.5	148.5	423.8	471.6	151.5	144.4	131.0	162.0	61.9	61.2	61.9	61.1	230.10	30.38	6990.44
2006/11/14	12:02:32	1169.8	862.3	153.5	233.8	194.0	148.5	424.4	478.5	151.2	144.6	131.0	162.1	62.1	61.4	61.8	61.2	230.20	30.37	6991.18
2006/11/14	12:03:32	1170.1	862.9	153.5	231.3	193.7	148.7	425.3	479.6	151.5	144.7	131.3	162.2	61.8	60.6	61.7	60.2	230.20	30.37	6991.18
2006/11/14	12:04:32	1171.1	860.4	153.7	231.7	193.5	149.2	425.2	476.7	151.8	144.9	131.1	162.2	61.2	60.4	61.5	60.6	229.80	30.32	6967.54
2006/11/14	12:05:32	1171.1	858.2	153.8	234.5	193.5	149.0	425.8	479.0	152.0	144.8	131.1	162.2	61.7	61.1	61.8	60.4	230.20	30.36	6988.87
2006/11/14	12:06:32	1170.4	859.0	153.8	232.5	194.7	149.3	425.0	476.5	152.1	144.8	131.3	162.3	61.7	60.6	61.6	60.6	230.10	30.36	6985.84
2006/11/14	12:07:32	1171.3	859.6	154.0	230.7	194.2	149.3	424.8	477.2	152.1	145.1	131.3	162.4	61.9	61.3	61.8	61.2	230.10	30.35	6983.54
2006/11/14	12:08:32	1170.3	863.1	154.1	233.2	193.7	149.5	425.6	479.4	152.2	145.4	131.6	162.6	61.4	60.8	62.1	60.9	230.20	30.38	6993.48
2006/11/14	12:09:32	1172.2	855.2	154.1	232.6	194.5	149.5	424.8	481.4	152.2	144.9	131.5	162.6	61.4	61.1	61.8	60.8	230.10	30.38	6990.44
2006/11/14	12:10:32	1170.2	861.2	154.1	231.7	192.9	149.5	426.0	481.7	152.4	145.3	131.6	162.6	61.6	61.2	61.8	61.1	230.10	30.37	6988.14
2006/11/14	12:11:32	1170.2	863.2	154.2	231.7	194.4	149.8	425.5	484.3	152.1	145.4	131.8	162.7	61.5	61.3	61.9	60.9	230.20	30.37	6993.48
2006/11/14	12:12:32	1170.3	864.4	154.3	232.1	194.0	149.5	427.2	484.7	152.3	145.4	131.8	162.7	61.4	60.4	61.6	60.8	230.10	30.37	6988.14
2006/11/14	12:13:32	1172.5	860.7	154.3	232.5	194.0	149.9	427.4	483.6	152.2	145.4	131.8	162.8	61.1	60.9	61.6	60.0	230.20	30.35	6986.57
2006/11/14	12:14:32	1170.9	865.7	154.5	232.4	194.2	149.7	426.5	479.0	152.4	145.5	131.8	162.9	61.7	61.8	61.1	61.8	230.00	30.36	6985.10
2006/11/14	12:15:32	1170.7	865.2	154.6	234.5	193.7	150.2	426.5	478.0	152.8	145.5	132.0	163.0	62.1	61.4	62.0	61.5	229.90	30.40	6988.96
2006/11/14	12:16:32	1172.3	860.7	154.8	233.7	194.0	150.1	428.2	486.0	152.9	145.9	132.2	163.0	62.1	61.6	62.2	60.6	230.10	30.36	6985.84
2006/11/14	12:17:32	1171.1	860.7	154.8	233.4	194.5	150.4	425.3	489.4	153.3	146.3	132.0	163.1	61.4	62.4	61.9	62.1	229.90	30.33	6972.87
2006/11/14	12:18:32	1171.3	861.9	154.9	232.4	194.5	150.6	426.4	480.1	153.7	146.5	132.2	163.1	62.2	62.6	62.4	62.1	230.20	30.37	6991.18
2006/11/14	12:19:32	1171.3	857.4	154.9	233.0	194.0	149.9	426.1	486.2	153.4	146.8	132.3	163.2	61.8	62.2	62.6	62.0	230.10	30.37	6988.14
2006/11/14	12:20:32	1170.9	862.3	155.0	234.1	195.0	150.7	425.3	480.8	153.9	147.0	132.3	163.3	61.9	62.8	62.6	62.4	230.20	30.36	6988.87
2006/11/14	12:21:32	1171.3	864.9	155.1	233.7	195.2	150.4	424.8	483.8	153.9	146.8	132.3	163.4	61.9	63.0	62.8	62.6	230.20	30.36	6988.87
2006/11/14	12:22:32	1170.9	864.6	155.3	234.4	194.7	150.5	426.9	486.5	153.8	147.0	132.5	163.4	61.9	62.8	63.0	62.8	230.20	30.37	6991.18
2006/11/14	12:23:32	1171.4	865.7	155.3	234.2	195.2	150.9	428.3	484.4	154.1	147.1	132.7	163.5	63.1	63.0	63.3	62.8	230.10	30.37	6988.14
2006/11/14	12:24:32	1171.4	864.9	155.4	234.2	195.5	151.0	429.0	485.8	154.1	147.0	132.7	163.6	62.8	63.9	63.1	63.0	230.10	30.36	6990.44
2006/11/14	12:25:32	1171.6	860.6	155.4	234.7	195.2	150.9	429.3	488.6	154.3	147.3	132.8	163.6	62.8	63.4	63.1	63.1	230.00	30.35	6980.50
2006/11/14	12:26:32	1171.9	861.7	155.5	234.2	195.5	151.2	426.3	487.8	154.6	147.3	132.9	163.7	62.8	63.0	63.1	63.2	230.20	30.38	6993.48
2006/11/14	12:27:32	1172.9	864.4	155.6	232.9	195.7	151.1	425.0	488.7	154.4	147.3	132.9	163.8	62.8	63.4	63.1	63.3	230.10	30.37	6988.14
2006/11/14	12:28:32	1171.7	864.9	155.8	233.3	195.7	151.0	428.7	483.8	154.6	147.3	133.0	163.9	62.8	63.3	63.0	63.1	230.00	30.37	6985.10
2006/11/14	12:29:32	1172.2	864.9	155.6	233.7	195.0	151.1	428.3	485.0	154.2	147.5	133.0	163.9	62.6	63.4	62.8	62.8	230.00	30.36	6982.80
2006/11/14	12:30:32	1172.3	863.1	155.5	233.4	194.5	151.1	425.0	482.8	154.3	147.5	133.0	163.8	61.0	63.2	62.1	62.6	230.20	30.37	6991.18
2006/11/14	12:31:32	1173.1	868.4	155.6	233.2	194.9	150.5	426.1	484.3	154.5	147.3	133.0	163.7	61.7	62.8	61.7	61.8	230.00	30.36	6982.80
2006/11/14	12:32:32	1172.6	860.1	155.5	233.7	194.9	150.7	425.2	490.5	154.3	147.3	133.0	163.7	61.7	62.4	62.1	61.9	230.20	30.37	6991.18
2006/11/14	12:33:32	1172.6	863.0	155.5	233.6	193.4	150.2	426.9	491.6	154.2	147.1	133.0	163.7	61.0	62.4	61.8	62.0	230.10	30.37	6988.14
2006/11/14	12:34:32	1172.5	864.9	155.5	233.7	194.0	150.6	426.8	490.1	154.3	147.1	133.0	163.7	61.6	61.8	61.5	61.4	230.20	30.37	6991.18
2006/11/14	12:35:32	1173.1	863.9	155.6	232.7	195.0	150.8	426.5	490.9	154.0	147.5	133.0	163.7	61.8	62.0	62.0	61.4	230.10	30.37	6988.14
2006/11/14	12:36:32	1172.8	864.9	155.6	233.9	194.0	150.4	427.2	487.7	153.4	147.1	133.2	163.8	61.6	62.1	61.4	60.9	229.90	30.36	6979.76
2006/11/14	12:37:32	1171.8	865.5	155.8	233.3	194.4	150.9	427.4	485.2	153.5	147.0	133.4	163.9	61.7	62.3	61.6	60.4	230.00	30.35	6980.50
2006/11/14	12:38:32	1172.2	866.4	155.8	232.8	193.9	150.7	428.2	489.0	153.8	146.8	133.3	163.9	61.3	61.0	61.6	60.8	230.10	30.37	6988.14
2006/11/14	12:39:32	1172.1	862.8	155.9	233.4	195.4	151.3	427.8	490.6	154.3	147.5	133.5	164.1	61.4	61.9	62.1	61.5	230.10	30.36	6985.84
2006/11/14	12:40:32	1172.4	863.0	156.3	234.9	195.7	151.3	429.8	486.8	154.9	147.8	133.7	164.3	61.8	62.8	62.0	62.0	230.10	30.36	6985.84
2006/11/14	12:41:32	1172.9	860.2	156.5	235.0	196.0	151.7	426.4	489.7	155.1	148.0	133.8	164.5	62.8	63.0	62.3	62.6	229.10	30.34	6966.93
2006/11/14	12:42:32	1174.3	863.4	156.5	234.9	196.2	151.8	425.9	492.9	155.5	148.3	133.9	164.5	62.3	63.1	62.6	62.6	230.10	30.35	6983.54
2006/11/14	12:43:32	1172.9	867.7	156.6	233.8	195.4	151.8	429.1	489.5	155.6	148.5	134.0	164.6	62.6	63.0	62.8	62.6	229.60	30.31	6959.18
2006/11/14	12:44:32	1172.3	869.2	156.8	234.4	195.5	151.9	430.8	489.4	155.5	148.3	134.2	164.7	63.3	63.2	62.8	62.8	230.00	30.35	6980.50
2006/11/14	12:45:32	1172.8	862.3	156.8	235.2	195.7	152.4	427.0	494.6	155.8	148.5	134.2	164.9	63.1	63.2	63.7	63.4	230.20	30.37	6991.18
2006/11/14	12:46:32	1174.4	863.7	156.8	232.9	196.2	152.4	426.8	491.6	155.6	148.9	134.3	164.9	63.3	63.5	63.5	63.6	230.10	30.37	6988.14
2006/11/14	12:47:32	1173.6	866.7	157.0	234.9	195.5	152.5	429.3	491.0	155.8	148.8	134.4	164.9	62.6	63.3	63.4	63.1	229.50	30.29	6951.56
2006/11/14	12:48:32	1173.6	867.1	157.1	233.7	195.9	152.3	431.3	491.5	156.0	148.9	134.4	165.1	63.0	63.7	63.2	63.4	230.20	30.37	6991.18
2006/11/14	12:49:32	1173.1	865.5	157.3	235.0															

Heat Rise Test

1st Run

Date	Time	TC1	TC2	TC3	TC4	TC5	TC6	TC7	TC8	TC9	TC10	TC11	TC12	TC13	TC14	TC15	TC16	VDC	Amps	Watts
2006/11/14	12:51:32	1172.7	865.2	157.5	236.7	197.2	152.8	429.0	488.7	156.3	149.4	134.9	165.3	63.3	63.6	63.6	63.3	230.30	30.37	6994.21
2006/11/14	12:52:32	1173.3	865.2	157.5	235.5	196.5	153.0	429.6	490.0	156.3	149.5	134.8	165.4	63.2	63.5	63.6	63.6	230.30	30.36	6991.91
2006/11/14	12:53:32	1173.5	868.4	157.6	234.7	197.0	152.9	430.9	496.0	156.5	149.5	134.8	165.4	63.2	63.9	63.6	63.6	230.20	30.35	6992.64
2006/11/14	12:54:32	1173.5	866.6	157.6	234.7	196.5	152.9	431.5	495.2	156.3	149.5	135.0	165.5	63.2	64.6	63.5	63.1	230.30	30.35	6989.61
2006/11/14	12:55:32	1175.5	863.9	157.8	233.9	197.0	153.3	431.3	499.9	156.8	149.9	135.0	165.6	63.1	63.9	63.7	63.6	230.20	30.38	6993.48
2006/11/14	12:56:32	1174.6	866.7	157.8	234.2	196.9	153.2	431.5	496.9	156.6	149.8	135.2	165.7	63.3	63.7	63.7	63.3	230.10	30.37	6988.14
2006/11/14	12:57:32	1173.9	860.2	157.8	235.5	196.4	153.3	430.2	498.3	156.6	150.0	135.3	165.7	63.5	63.7	63.7	63.2	230.00	30.35	6980.50
2006/11/14	12:58:32	1173.3	865.0	158.0	235.7	197.4	153.1	428.7	493.2	156.8	150.0	135.2	165.8	63.1	63.5	63.6	63.6	230.20	30.37	6991.18
2006/11/14	12:59:32	1173.9	866.0	158.2	235.1	197.0	153.5	430.3	493.0	157.3	150.1	135.3	165.9	63.0	64.1	64.0	63.6	230.10	30.37	6988.14
2006/11/14	13:00:32	1173.8	866.0	158.2	235.9	197.4	153.7	430.6	492.5	157.3	150.2	135.3	165.9	63.2	64.1	63.6	63.5	230.20	30.38	6993.48
2006/11/14	13:01:32	1173.6	864.1	158.3	234.4	197.4	154.1	430.8	495.0	157.8	150.4	135.5	166.1	63.4	64.0	63.9	63.6	230.20	30.37	6991.18
2006/11/14	13:02:32	1174.6	864.9	158.3	237.0	197.5	153.8	430.3	495.2	157.5	150.4	135.5	166.1	63.5	64.1	63.9	63.7	230.20	30.38	6993.48
2006/11/14	13:03:32	1174.6	867.9	158.5	235.5	197.7	154.2	432.0	492.6	158.0	151.0	135.6	166.1	63.6	64.1	63.9	63.6	230.20	30.37	6993.48
2006/11/14	13:04:32	1175.1	862.4	158.5	234.9	197.2	154.0	430.9	490.6	157.8	150.7	135.6	166.2	63.6	64.2	63.7	63.5	230.20	30.38	6993.48
2006/11/14	13:05:32	1174.6	865.0	158.7	236.8	197.4	153.4	430.9	494.6	157.3	150.6	135.8	166.3	62.6	63.8	63.3	63.4	230.20	30.38	6993.48
2006/11/14	13:06:32	1175.7	870.5	158.8	235.5	196.2	154.3	431.8	500.0	158.0	150.8	135.8	166.3	63.2	63.8	63.2	63.5	230.20	30.37	6991.18
2006/11/14	13:07:32	1175.9	868.2	159.0	236.5	197.7	154.2	431.8	498.4	158.0	150.8	136.0	166.4	62.6	64.0	63.3	63.4	230.20	30.38	6993.48
2006/11/14	13:08:32	1175.0	866.8	159.0	235.7	197.9	154.2	432.3	499.6	158.2	151.2	136.2	166.6	63.5	63.9	63.3	63.6	230.20	30.38	6993.48
2006/11/14	13:09:32	1174.6	867.1	159.3	235.7	198.0	154.5	432.3	494.6	158.2	151.3	136.3	166.6	63.4	64.1	63.5	63.7	230.20	30.37	6991.18
2006/11/14	13:10:32	1176.2	862.7	159.3	236.0	197.7	154.5	429.8	500.4	158.5	151.3	136.3	166.6	63.0	64.2	63.5	63.6	230.20	30.38	6993.48
2006/11/14	13:11:32	1174.9	865.5	159.3	235.7	197.7	154.4	432.8	495.7	158.5	151.5	136.3	166.7	63.1	64.3	63.7	63.7	230.20	30.38	6993.48
2006/11/14	13:12:32	1174.6	866.3	159.3	236.9	198.0	154.9	432.0	495.9	158.7	151.3	136.4	166.7	63.1	64.4	63.6	63.6	230.20	30.37	6991.18
2006/11/14	13:13:32	1175.1	867.9	159.5	237.3	198.4	154.8	432.2	494.9	159.0	151.7	136.3	166.8	63.1	64.0	64.0	63.7	230.20	30.38	6993.48
2006/11/14	13:14:32	1174.5	868.7	159.5	236.0	198.0	154.9	432.8	497.7	158.8	151.7	136.5	166.8	63.1	64.0	63.8	63.7	230.20	30.37	6991.18
2006/11/14	13:15:32	1175.9	865.4	159.7	236.8	197.9	154.9	432.5	504.0	159.3	151.9	136.6	167.0	63.2	63.8	64.0	63.8	230.20	30.38	6993.48
2006/11/14	13:16:32	1176.0	868.7	159.8	235.2	197.7	154.8	432.0	498.2	158.8	152.0	136.6	166.9	63.1	64.0	63.6	63.5	230.20	30.38	6993.48
2006/11/14	13:17:32	1175.6	869.6	159.8	235.5	198.5	155.3	436.0	504.8	159.0	151.8	136.7	167.1	63.9	63.9	64.2	63.8	230.20	30.38	6993.48
2006/11/14	13:18:32	1177.6	871.3	159.8	237.0	198.0	155.1	433.9	506.4	159.5	152.1	136.8	167.1	63.1	64.0	64.0	63.9	230.20	30.37	6991.18
2006/11/14	13:19:32	1177.3	868.5	159.9	236.2	198.0	155.3	434.7	498.5	159.3	152.2	136.9	167.1	63.2	63.7	63.8	63.9	230.20	30.38	6993.48
2006/11/14	13:20:32	1176.1	870.2	160.0	236.5	198.5	155.3	432.5	499.7	159.0	152.4	136.9	167.2	63.0	64.0	63.8	63.7	230.20	30.38	6993.48
2006/11/14	13:21:32	1176.6	863.0	160.0	236.3	198.2	155.6	434.0	500.2	159.0	152.3	137.0	167.3	63.1	63.8	63.8	63.6	230.20	30.38	6993.48
2006/11/14	13:22:32	1175.6	865.7	160.0	236.2	198.5	155.4	432.5	496.4	159.0	152.4	137.3	167.5	63.3	64.0	64.0	63.5	230.20	30.38	6993.48
2006/11/14	13:23:32	1176.1	862.9	160.2	236.2	198.7	155.8	431.7	497.9	159.5	152.5	137.1	167.5	63.8	63.6	64.0	63.6	230.20	30.37	6991.18
2006/11/14	13:24:32	1175.7	867.3	160.3	236.7	198.2	155.8	433.4	498.4	159.3	152.6	137.3	167.7	63.5	63.9	64.0	63.5	230.20	30.38	6993.48
2006/11/14	13:25:32	1177.9	864.9	160.4	235.9	198.0	156.0	431.8	498.0	159.7	152.4	137.4	167.7	63.7	64.2	64.3	63.7	230.20	30.37	6991.18
2006/11/14	13:26:32	1176.7	870.1	160.5	236.5	197.7	155.8	433.9	500.0	159.9	152.9	137.6	167.8	62.8	64.2	63.8	63.9	230.20	30.38	6993.48
2006/11/14	13:27:32	1176.1	867.9	160.5	237.9	198.2	155.5	434.5	496.7	160.0	153.1	137.6	167.9	64.6	64.3	63.8	63.8	230.20	30.38	6993.48
2006/11/14	13:28:32	1176.2	869.9	160.8	236.8	198.7	156.0	433.7	499.5	159.8	153.2	137.8	167.9	63.9	64.6	64.0	64.1	230.20	30.37	6993.48
2006/11/14	13:29:32	1177.3	870.3	160.7	235.7	198.5	156.1	433.7	500.4	159.9	153.4	137.8	168.0	63.6	63.8	63.8	63.9	230.20	30.37	6991.18
2006/11/14	13:30:32	1177.3	870.6	160.7	237.0	198.7	156.0	434.5	509.0	160.2	152.8	137.8	168.0	63.3	64.0	63.8	63.8	230.20	30.37	6991.18
2006/11/14	13:31:32	1176.5	871.4	160.9	237.2	198.7	156.1	436.0	499.5	160.2	153.2	137.8	168.1	62.8	63.9	63.8	63.6	230.20	30.38	6993.48
2006/11/14	13:32:32	1176.2	868.4	160.9	236.9	198.2	156.3	435.0	507.2	160.3	153.2	137.9	168.2	63.3	63.7	63.8	63.8	230.20	30.38	6993.48
2006/11/14	13:33:32	1177.6	867.6	161.0	236.7	198.5	156.5	434.2	511.8	160.3	153.4	137.9	168.2	62.8	64.6	63.5	63.9	230.10	30.35	6983.54
2006/11/14	13:34:32	1178.2	866.4	161.0	237.2	198.5	156.3	433.8	498.2	160.3	153.3	137.9	168.2	63.4	63.9	63.7	63.7	230.20	30.37	6991.18
2006/11/14	13:35:32	1178.2	869.3	161.2	237.3	199.2	156.3	434.2	504.0	160.4	153.6	138.1	168.3	62.8	64.2	63.7	63.6	230.20	30.37	6991.18
2006/11/14	13:36:32	1177.5	871.1	161.3	237.2	198.8	156.5	434.2	507.2	160.4	153.5	138.1	168.3	63.0	64.3	63.9	63.8	230.20	30.37	6991.18
2006/11/14	13:37:32	1176.9	868.9	161.3	236.9	198.8	156.8	434.1	500.8	160.4	153.9	138.3	168.4	63.3	64.0	63.9	63.8	230.20	30.37	6991.18
2006/11/14	13:38:32	1176.9	871.4	161.4	238.4	198.4	156.6	435.0	506.1	160.5	153.8	138.3	168.5	63.1	64.1	63.7	63.5	230.30	30.38	6996.51
2006/11/14	13:39:32	1176.9	867.9	161.5	238.4	198.7	157.0	435.5	503.5	160.4	153.9	138.3	168.5	62.6	64.0	63.6	63.7	230.20	30.37	6991.18
2006/11/14	13:40:32	1177.6	866.5	161.5	239.2	198.8	157.0	436.0	507.0	160.7	153.9	138.3	168.5	63.0	63.8	63.7	63.7	230.30	30.38	6996.51
2006/11/14	13:41:32	1177.4	869.0	161.7	238.4	198.8	157.0	435.5	500.5	161.2	153.8	138.5	168.8	63.3	64.4	63.8	63.9	230.20	30.37	6991.18
2006/11/14	13:42:32	1176.9	869.0	161.7	236.7	198.7	156.6	433.9	503.5	160.9	154.1	138.5	168.6	63.1	64.4	63.6	63.6	230.10	30.38	6990.44
2006/11/14	13:43:32	1177.6	869.3	161.8	237.3	199.7	157.3	434.2	507.2	161.2	154.2	138.5	168.8	63.2	64.6	63.4	63.7	230.10	30.35	6983.54
2006/11/14	13:44:32	1177.5	872.2	161.9	239.1	199.0	157.0	435.3	501.6	161.0	154.1	138.6	168.8	63.4	64.2	63.8	63.7	230.00	30.36	6982.80
2006/11/14	13:45:32	1176.7	868.7	161.9	238.0															

Heat Rise Test 1st Run

Date	Time	TC1	TC2	TC3	TC4	TC5	TC6	TC7	TC8	TC9	TC10	TC11	TC12	TC13	TC14	TC15	TC16	VDC	Amps	Watts
2006/11/14	13:47:32	1177.3	867.0	162.0	238.5	199.0	157.1	434.2	506.7	161.0	154.3	139.0	169.0	64.2	64.1	64.0	63.6	230.20	30.38	6996.51
2006/11/14	13:48:32	1177.6	867.8	162.1	237.9	199.5	157.3	435.5	505.5	161.5	154.6	139.0	169.0	63.6	64.1	63.6	63.6	230.00	30.34	6978.20
2006/11/14	13:49:32	1178.0	872.4	162.2	238.2	199.5	157.3	436.5	508.7	161.2	154.2	139.0	169.1	63.6	63.7	63.6	63.6	230.10	30.36	6988.87
2006/11/14	13:50:32	1177.5	865.8	162.2	238.4	199.8	157.3	435.8	515.5	160.9	154.4	139.0	169.3	63.5	64.2	63.7	63.6	230.30	30.37	6997.25
2006/11/14	13:51:32	1178.1	866.8	162.2	238.5	199.7	157.1	433.7	505.0	161.3	154.5	139.2	169.3	63.9	63.9	63.6	63.7	230.10	30.37	6988.14
2006/11/14	13:52:32	1178.2	869.8	162.3	238.4	198.5	157.6	437.0	511.1	161.5	154.2	139.3	169.3	63.3	64.0	63.6	63.6	230.00	30.38	6987.40
2006/11/14	13:53:32	1177.9	869.0	162.4	236.9	199.2	157.5	435.8	510.9	161.6	154.6	139.3	169.3	63.5	63.7	63.7	63.7	230.20	30.37	6991.18
2006/11/14	13:54:32	1178.1	869.5	162.4	236.8	199.3	157.6	436.8	508.0	161.5	154.8	139.3	169.3	63.4	63.9	63.9	63.6	230.10	30.36	6988.87
2006/11/14	13:55:32	1178.8	870.8	162.5	237.0	199.5	157.6	436.8	509.7	161.0	154.9	139.5	169.4	63.5	63.6	64.0	63.8	230.10	30.37	6990.44
2006/11/14	13:56:32	1178.7	867.0	162.7	239.2	199.2	157.6	435.5	517.9	161.6	154.5	139.5	169.5	62.8	63.6	63.5	63.1	230.10	30.37	6988.14
2006/11/14	13:57:32	1179.9	868.4	162.8	237.3	199.2	158.0	436.0	512.8	161.8	154.8	139.7	169.6	63.0	64.0	63.4	63.7	229.50	30.23	6937.79
2006/11/14	13:58:32	1178.9	866.4	162.9	239.2	198.8	157.8	436.0	511.5	162.2	155.3	139.7	169.8	64.4	63.7	63.7	63.7	230.20	30.37	6991.18
2006/11/14	13:59:32	1179.2	868.9	163.0	237.9	200.3	158.0	436.9	508.0	162.0	155.3	139.8	169.9	64.3	64.2	64.2	63.6	230.20	30.38	6993.48
2006/11/14	14:00:32	1178.3	869.8	163.0	238.5	199.7	158.0	435.8	507.2	162.1	155.3	140.0	170.0	63.9	64.6	64.2	63.8	230.20	30.37	6991.18
2006/11/14	14:01:32	1178.3	872.4	163.1	238.1	199.5	158.3	438.5	509.0	162.0	155.3	139.8	169.9	63.3	64.2	63.9	63.6	230.20	30.36	6991.91
2006/11/14	14:02:32	1178.8	866.6	163.1	239.6	200.3	158.0	437.9	507.1	162.2	155.3	140.0	170.0	63.8	64.1	63.8	63.7	230.20	30.38	6993.48
2006/11/14	14:03:32	1180.4	871.1	163.4	238.5	200.0	158.3	437.1	510.7	162.7	155.5	140.0	170.1	63.5	63.9	63.9	63.8	230.10	30.37	6988.14
2006/11/14	14:04:32	1179.6	870.3	163.2	237.2	199.0	158.0	436.8	508.0	162.3	155.3	140.0	170.0	63.7	63.6	63.4	63.7	230.20	30.36	6991.18
2006/11/14	14:05:32	1179.7	867.3	163.2	238.8	199.0	157.3	436.1	510.6	161.9	155.0	140.3	170.1	62.6	61.7	62.0	61.6	230.20	30.37	6991.18
2006/11/14	14:06:32	1179.8	871.7	163.1	238.1	199.7	158.0	438.0	508.5	161.9	154.6	140.2	169.9	61.7	61.6	62.1	61.4	230.10	30.35	6983.54
2006/11/14	14:07:32	1179.4	871.0	163.1	238.1	199.2	158.0	436.5	514.7	161.5	154.9	139.8	169.8	61.0	60.9	61.6	61.0	230.10	30.36	6985.84
2006/11/14	14:08:32	1179.0	872.5	163.0	239.7	198.2	157.8	437.0	505.5	161.4	154.3	140.0	169.8	61.2	59.6	61.8	59.6	230.00	30.35	6980.50
2006/11/14	14:09:32	1178.1	870.1	162.9	238.8	198.5	157.6	435.0	506.4	161.8	154.6	139.8	169.6	61.2	60.4	61.3	60.6	230.20	30.36	6988.87
2006/11/14	14:10:32	1179.1	871.6	163.1	237.3	199.2	157.8	435.3	505.0	162.0	154.8	140.0	169.8	62.0	60.9	61.7	60.8	230.00	30.37	6985.10
2006/11/14	14:11:32	1179.4	867.4	163.4	238.5	199.7	158.5	435.0	506.8	162.1	155.3	140.3	170.0	62.4	61.7	61.7	61.6	230.20	30.37	6991.18
2006/11/14	14:12:32	1179.0	868.2	163.5	241.1	200.2	158.8	439.9	509.1	162.3	155.1	140.4	170.1	62.3	62.2	62.1	62.1	230.10	30.36	6988.87
2006/11/14	14:13:32	1178.7	872.9	163.5	237.4	199.5	158.0	438.4	515.5	162.2	155.3	140.5	170.3	62.3	61.9	62.6	62.3	230.10	30.36	6985.84
2006/11/14	14:14:32	1180.3	869.3	163.8	238.5	199.3	158.5	437.7	512.2	161.9	155.3	140.7	170.3	62.8	62.3	62.6	62.6	230.20	30.36	6991.91
2006/11/14	14:15:32	1179.4	870.7	163.9	239.5	200.0	159.0	438.3	515.4	162.5	155.1	140.7	170.5	63.1	63.0	63.2	63.0	230.20	30.37	6991.18
2006/11/14	14:16:32	1179.4	868.9	163.9	237.5	199.5	158.8	437.9	518.7	162.8	155.5	140.8	170.5	63.3	63.3	63.3	62.3	230.20	30.37	6991.18
2006/11/14	14:17:32	1181.4	873.8	164.1	239.5	200.3	158.8	434.0	521.7	162.9	156.0	140.9	170.6	62.8	63.8	63.6	63.0	230.20	30.37	6993.48
2006/11/14	14:18:32	1179.4	869.9	164.1	239.4	199.2	159.0	437.9	512.2	163.1	156.0	140.9	170.8	63.5	64.1	63.5	63.2	230.00	30.33	6975.90
2006/11/14	14:19:32	1181.0	872.5	164.4	238.6	200.2	159.2	437.8	510.1	163.0	156.5	141.0	170.8	63.4	63.7	63.8	63.2	229.50	30.34	6963.03
2006/11/14	14:20:32	1180.3	869.3	164.5	239.7	200.0	159.3	439.9	511.5	163.3	156.5	141.0	170.9	63.5	63.8	63.5	63.3	230.20	30.35	6989.61
2006/11/14	14:21:32	1180.3	872.1	164.5	237.3	200.7	159.5	438.3	509.1	163.7	156.3	141.2	171.0	63.3	64.0	64.0	63.4	230.30	30.37	6994.21
2006/11/14	14:22:32	1179.8	873.0	164.7	240.2	200.8	159.5	439.5	506.6	163.8	156.8	141.4	171.1	64.1	64.0	63.9	63.7	230.20	30.37	6991.18
2006/11/14	14:23:32	1179.6	872.7	164.8	240.4	200.8	159.5	437.9	508.0	163.9	156.8	141.3	171.0	63.8	63.5	63.5	63.3	230.10	30.35	6989.61
2006/11/14	14:24:32	1179.6	869.2	164.9	239.3	201.0	160.0	438.3	511.0	163.6	157.0	141.6	171.3	64.3	63.9	63.7	63.4	230.20	30.37	6993.48
2006/11/14	14:25:32	1179.8	869.7	164.9	239.2	199.2	160.0	439.6	508.8	164.0	156.8	141.6	171.3	64.1	63.8	63.4	63.2	230.20	30.37	6991.18
2006/11/14	14:26:32	1180.4	870.7	165.0	239.9	201.2	160.2	437.6	510.4	163.8	157.0	141.7	171.5	63.9	64.1	63.8	63.7	230.20	30.37	6991.18
2006/11/14	14:27:32	1180.4	872.9	165.1	240.4	200.0	160.2	439.0	506.7	164.6	157.5	141.9	171.5	63.2	64.2	63.7	63.8	230.20	30.35	6986.57
2006/11/14	14:28:32	1180.9	872.4	165.1	239.2	201.0	160.3	438.5	517.2	164.4	157.3	141.9	171.5	64.0	64.0	64.1	63.5	230.20	30.37	6991.18
2006/11/14	14:29:32	1180.7	870.2	165.2	239.2	201.0	160.0	439.0	510.1	164.2	157.1	141.9	171.6	63.8	63.5	63.8	63.3	230.30	30.35	6989.61
2006/11/14	14:30:32	1180.6	867.6	165.4	240.2	199.3	160.4	437.2	515.0	164.4	157.5	141.9	171.5	65.8	63.9	63.6	63.7	230.20	30.37	6991.18
2006/11/14	14:31:32	1180.4	875.4	165.4	239.1	201.3	160.2	438.2	516.0	164.3	157.3	141.9	171.6	64.1	63.9	64.1	64.0	230.20	30.38	6993.48
2006/11/14	14:32:32	1180.9	869.3	165.5	240.1	201.3	160.4	439.3	515.2	164.7	157.5	142.1	171.8	63.6	63.9	63.8	63.5	230.10	30.37	6988.14
2006/11/14	14:33:32	1181.0	872.5	165.6	238.9	200.2	160.5	439.9	507.9	164.7	157.8	142.0	171.8	63.5	63.8	63.2	63.6	230.00	30.35	6980.50
2006/11/14	14:34:32	1180.9	872.4	165.6	241.2	201.2	160.5	442.0	515.7	164.4	157.8	142.0	171.8	63.2	63.8	63.6	63.7	230.10	30.35	6983.54
2006/11/14	14:35:32	1181.8	870.9	165.7	241.4	201.5	160.8	439.8	511.5	164.4	158.0	142.3	172.0	63.8	63.7	63.6	63.4	228.70	30.35	6950.19
2006/11/14	14:36:32	1181.9	874.9	165.7	238.6	200.5	161.0	441.0	516.8	164.0	157.8	142.4	172.0	63.4	63.2	63.8	62.6	230.20	30.37	6991.18
2006/11/14	14:37:32	1181.4	873.2	165.8	240.9	200.5	161.0	439.9	513.4	164.2	157.8	142.6	172.0	63.2	62.8	63.4	62.8	230.00	30.36	6982.80
2006/11/14	14:38:32	1181.1	872.7	165.9	239.2	201.0	160.4	439.2	508.8	164.4	157.6	142.6	172.1	63.4	62.8	63.4	63.2	230.10	30.37	6988.14
2006/11/14	14:39:32	1181.7	873.7	165.8	237.9	200.3	160.4	438.5	516.2	164.1	157.3	142.6	172.1	63.3	63.4	63.4	62.6	230.20	30.34	6984.27
2006/11/14	14:40:32	1181.4	876.6	166.2	240.2	200.5	160.5	440.7	521.8	164.5	157.5	142.6	172.1	62.6	61.5	62.4	61.4	230.10	30.35	6983.54
2006/11/14	14:41:32	1182.4	872.4	165.7	241.4	200.8	160.5	440.3	519.7</											

Heat Rise Test

1st Run

Date	Time	TC1	TC2	TC3	TC4	TC5	TC6	TC7	TC8	TC9	TC10	TC11	TC12	TC13	TC14	TC15	TC16	VDC	Amps	Watts
2006/11/14	14:43:32	1181.7	873.1	166.1	240.6	201.5	160.5	440.6	515.0	164.1	157.3	142.6	172.1	61.2	60.2	61.1	60.6	229.40	30.33	6957.70
2006/11/14	14:44:32	1181.8	871.9	166.1	241.6	201.2	160.4	442.5	519.8	163.9	157.0	142.5	172.0	61.1	60.6	61.3	60.0	230.10	30.37	6990.44
2006/11/14	14:45:32	1182.8	866.9	166.0	239.9	200.5	160.5	438.1	521.7	163.9	156.8	142.6	172.1	61.4	60.0	61.3	60.1	230.20	30.38	6993.48
2006/11/14	14:46:32	1182.7	875.4	165.9	239.3	200.2	160.3	440.8	507.2	164.0	157.0	142.5	172.0	60.9	59.2	61.0	59.6	230.10	30.37	6990.44
2006/11/14	14:47:32	1181.7	875.6	166.0	241.3	200.2	160.2	439.6	522.9	163.7	156.8	142.6	172.1	61.0	60.0	61.4	59.4	230.00	30.34	6978.20
2006/11/14	14:48:32	1181.8	875.1	166.2	240.3	200.3	160.5	441.4	512.2	164.0	157.1	142.7	172.1	60.1	59.4	60.4	59.8	230.10	30.36	6985.84
2006/11/14	14:49:32	1182.0	875.1	166.2	240.8	200.0	160.7	441.9	517.2	164.5	157.3	142.7	172.3	60.6	59.8	60.6	60.1	230.20	30.37	6991.18
2006/11/14	14:50:32	1182.7	873.4	166.2	241.2	200.0	160.7	442.5	518.2	164.2	157.3	142.6	172.3	61.0	60.6	60.1	59.9	230.20	30.38	6995.78
2006/11/14	14:51:32	1182.4	872.9	166.4	240.4	200.5	160.7	441.7	518.6	164.5	157.5	143.0	172.3	60.1	59.6	60.1	59.4	230.20	30.37	6991.18
2006/11/14	14:52:32	1182.7	875.1	166.7	239.3	200.2	161.0	442.3	518.0	164.2	157.5	143.2	172.8	60.6	59.2	61.4	59.6	230.20	30.35	6986.57
2006/11/14	14:53:32	1182.0	872.4	166.7	239.6	200.0	160.4	441.8	516.0	164.1	157.3	143.2	172.6	60.6	58.2	60.0	58.6	230.10	30.36	6988.14
2006/11/14	14:54:32	1182.4	875.2	166.8	241.2	201.2	161.2	443.1	520.7	164.9	157.5	143.2	172.8	59.8	59.1	59.6	58.9	230.00	30.35	6980.50
2006/11/14	14:55:32	1182.1	876.7	166.8	240.4	200.2	161.0	441.5	516.9	164.9	157.5	143.4	172.8	59.6	59.1	59.5	59.3	230.30	30.37	6994.21
2006/11/14	14:56:32	1181.5	870.0	166.9	240.4	200.2	161.5	440.9	517.8	164.6	158.0	143.6	172.8	60.6	59.3	60.0	59.0	230.10	30.37	6990.44
2006/11/14	14:57:32	1182.2	871.3	167.0	239.3	200.7	161.6	440.1	518.5	165.3	158.3	143.4	173.0	60.1	59.3	60.9	59.9	230.10	30.37	6988.14
2006/11/14	14:58:32	1181.1	876.5	167.1	240.9	201.0	161.6	440.8	517.2	165.5	158.0	143.6	173.0	61.6	59.7	60.6	60.0	229.90	30.35	6977.47
2006/11/14	14:59:32	1182.4	873.5	167.2	240.6	200.7	161.8	444.3	515.7	165.5	158.5	143.7	173.3	60.6	59.3	60.4	59.8	230.00	30.34	6981.23
2006/11/14	15:00:32	1182.4	874.3	167.1	241.9	200.5	161.6	444.0	520.2	165.3	158.2	143.7	173.3	59.9	58.9	59.5	59.2	230.20	30.36	6988.87
2006/11/14	15:01:32	1183.0	873.2	167.4	240.9	200.8	161.9	440.6	528.0	165.4	158.5	143.8	173.5	61.0	59.3	60.4	59.7	230.00	30.36	6982.80
2006/11/14	15:02:32	1182.7	876.3	167.6	240.8	201.5	162.3	443.5	522.2	165.9	158.5	144.0	173.5	60.6	60.4	60.6	59.9	230.10	30.36	6988.14
2006/11/14	15:03:32	1183.4	870.9	167.7	241.4	201.7	162.4	443.1	518.9	165.8	158.5	144.0	173.5	60.9	58.6	60.9	59.1	230.20	30.36	6988.87
2006/11/14	15:04:32	1183.5	873.7	167.8	240.1	201.3	162.4	443.0	522.1	165.8	158.8	144.0	173.6	59.5	59.7	60.0	59.0	230.10	30.38	6990.44
2006/11/14	15:05:32	1183.1	869.9	167.9	241.2	201.5	162.3	442.5	522.7	166.0	158.8	143.9	173.5	60.4	60.8	60.4	60.1	229.50	30.29	6951.56
2006/11/14	15:06:32	1182.4	876.2	167.8	239.4	201.5	162.5	446.5	524.4	165.8	158.7	144.0	173.5	60.8	60.8	61.1	59.0	230.10	30.36	6985.84
2006/11/14	15:07:32	1182.9	872.2	167.9	240.4	202.0	162.3	442.5	519.8	165.5	158.8	144.3	173.6	60.4	57.8	60.2	58.2	230.00	30.35	6980.50
2006/11/14	15:08:32	1182.9	875.4	168.0	241.1	202.0	162.3	444.2	518.9	165.7	158.8	144.3	173.8	61.1	59.8	60.8	59.7	230.20	30.38	6993.48
2006/11/14	15:09:32	1183.9	873.7	168.1	239.8	202.0	162.5	442.8	523.3	165.8	158.8	144.3	173.8	60.6	59.8	60.4	59.9	230.00	30.37	6985.10
2006/11/14	15:10:32	1184.7	872.9	168.1	241.6	201.2	162.1	444.1	519.5	165.6	158.5	144.3	173.8	60.0	58.6	60.2	58.6	230.10	30.36	6985.84
2006/11/14	15:11:32	1183.7	874.5	168.3	241.7	201.8	162.7	443.3	522.5	165.9	158.8	144.4	173.8	60.8	59.2	59.8	59.3	230.10	30.35	6983.54
2006/11/14	15:12:32	1183.4	877.2	168.2	241.3	201.8	162.3	442.0	526.2	165.9	158.7	144.5	174.0	60.4	59.5	60.4	59.4	229.50	30.37	6972.21
2006/11/14	15:13:32	1183.4	874.1	168.3	241.4	202.0	163.3	443.6	515.2	166.0	159.3	144.4	174.0	59.9	60.1	60.2	59.9	229.80	30.32	6967.54
2006/11/14	15:14:32	1183.4	874.5	168.4	241.9	201.5	162.7	443.0	520.2	166.5	159.3	144.4	174.0	59.5	59.6	60.4	59.8	229.90	30.32	6970.57
2006/11/14	15:15:32	1183.8	874.3	168.5	242.7	201.7	163.0	441.8	516.6	166.3	159.3	144.5	174.0	60.6	59.1	59.4	59.6	229.40	30.30	6950.82
2006/11/14	15:16:32	1183.2	873.3	168.6	242.1	201.8	162.9	443.0	520.0	166.3	159.0	144.6	174.1	60.1	57.8	59.5	58.8	230.10	30.35	6983.54
2006/11/14	15:17:32	1184.9	873.2	168.8	241.9	202.0	162.4	441.7	523.0	166.5	159.0	144.6	174.1	60.6	58.8	59.7	59.2	230.10	30.36	6985.84
2006/11/14	15:18:32	1183.5	875.6	168.8	241.4	201.7	163.3	445.5	521.3	166.5	159.3	144.9	174.3	60.4	59.2	60.0	59.2	230.10	30.34	6981.23
2006/11/14	15:19:32	1184.4	871.1	168.9	242.7	201.7	163.6	444.6	520.5	166.7	159.0	144.8	174.3	61.3	59.8	59.7	59.1	229.90	30.34	6975.17
2006/11/14	15:20:32	1183.6	873.7	168.9	241.6	201.0	163.4	442.6	520.1	166.5	159.5	144.9	174.3	59.9	59.2	59.7	59.2	230.20	30.31	6977.36
2006/11/14	15:21:32	1184.4	876.2	169.0	241.1	201.5	163.3	445.3	527.0	166.8	160.0	144.8	174.3	61.2	59.1	60.4	60.4	229.90	30.27	6959.07
2006/11/14	15:22:32	1183.8	876.6	169.3	242.4	202.0	164.0	445.0	525.9	166.9	159.8	145.1	174.5	60.4	59.2	59.4	59.5	229.70	30.32	6964.50
2006/11/14	15:23:32	1184.6	874.9	169.3	241.3	201.7	164.0	445.5	527.7	167.0	159.5	145.1	174.5	60.8	58.6	61.2	59.1	230.00	30.35	6982.80
2006/11/14	15:24:32	1182.9	876.7	169.3	240.8	201.7	163.6	445.8	524.5	166.9	160.0	145.3	174.5	60.6	58.8	60.6	59.2	230.30	30.38	6998.82
2006/11/14	15:25:32	1183.7	878.1	169.3	240.8	202.5	163.8	444.5	520.3	166.7	159.8	145.1	174.6	60.6	60.6	60.6	59.5	230.00	30.35	6980.50
2006/11/14	15:26:32	1183.9	873.8	169.4	239.8	202.5	164.0	444.1	522.2	167.1	160.2	145.3	174.6	61.0	60.6	61.1	60.4	229.90	30.34	6975.17
2006/11/14	15:27:32	1184.4	875.7	169.4	242.1	203.0	164.3	444.4	525.7	167.1	160.3	145.3	174.6	60.6	60.6	61.6	60.4	229.70	30.31	6962.21
2006/11/14	15:28:32	1183.9	873.7	169.5	241.4	202.0	164.4	445.5	525.9	167.1	160.0	145.3	174.6	60.8	59.6	61.1	60.2	230.10	30.35	6983.54
2006/11/14	15:29:32	1185.6	874.2	169.5	241.6	202.2	163.9	446.5	521.4	166.9	160.3	145.3	174.8	61.0	59.0	61.1	59.1	230.00	30.33	6975.90
2006/11/14	15:30:32	1184.8	877.5	169.6	240.8	202.7	164.3	447.5	529.6	167.5	160.0	145.4	174.8	61.0	59.8	61.4	59.9	230.00	30.32	6973.60
2006/11/14	15:31:32	1186.6	874.3	169.8	241.7	202.3	164.2	445.4	533.2	167.9	160.2	145.5	175.0	60.6	59.3	60.4	59.2	230.20	30.36	6988.87
2006/11/14	15:32:32	1184.4	874.8	169.9	242.4	202.2	164.1	445.8	528.7	166.9	160.0	145.6	175.0	60.8	59.6	59.7	59.0	230.30	30.38	6996.51
2006/11/14	15:33:32	1184.8	876.3	170.0	242.2	202.5	164.6	446.5	530.2	167.5	160.2	145.6	175.0	60.6	59.7	60.6	59.6	230.20	30.37	6991.18
2006/11/14	15:34:32	1185.8	876.9	169.8	241.4	201.8	164.2	446.5	527.0	167.2	160.0	145.8	175.0	60.8	59.9	61.1	59.4	230.10	30.34	6987.30
2006/11/14	15:35:32	1184.9	876.3	170.1	242.9	201.7	164.5	445.7	527.5	168.1	160.8	145.5	175.0	60.8	61.1	60.4	60.6	230.00	30.35	6980.50
2006/11/14	15:36:32	1185.3	875.2	170.1	242.9	202.3	164.4	446.6	525.0	168.2	160.5	145.8	175.3	61.8	61.2	60.9	60.9	230.10	30.37	6991.18
2006/11/14	15:37:32	1185.5	877.3	170.3	242.7															

Heat Rise Test 1st Run

Date	Time	TC1	TC2	TC3	TC4	TC5	TC6	TC7	TC8	TC9	TC10	TC11	TC12	TC13	TC14	TC15	TC16	VDC	Amps	Watts
2006/11/14	15:39:32	1185.4	874.4	170.4	241.2	202.5	165.0	447.7	529.1	168.3	161.0	146.1	175.5	61.7	60.8	61.8	60.4	230.10	30.35	6991.18
2006/11/14	15:40:32	1185.5	875.9	170.6	243.2	202.8	165.5	447.3	527.2	168.5	161.4	146.3	175.5	62.0	60.6	61.8	60.8	230.20	30.36	6988.87
2006/11/14	15:41:32	1186.2	875.2	170.8	243.7	203.5	165.5	447.6	531.3	168.8	161.7	146.3	175.7	62.3	61.2	61.2	61.3	229.80	30.32	6967.54
2006/11/14	15:42:32	1185.1	877.6	170.8	242.9	203.8	165.6	447.3	534.4	168.8	161.5	146.3	175.7	61.5	60.9	62.3	61.3	230.00	30.33	6975.90
2006/11/14	15:43:32	1184.9	875.9	171.0	241.4	203.3	165.6	447.3	523.2	168.3	161.7	146.5	175.8	61.7	61.6	62.2	60.6	230.10	30.35	6983.54
2006/11/14	15:44:32	1184.8	876.8	171.0	244.5	203.6	165.6	446.8	532.1	168.8	162.0	146.5	175.8	62.2	61.4	61.9	61.1	230.10	30.35	6986.57
2006/11/14	15:45:32	1185.6	879.2	171.1	243.2	203.1	165.5	446.3	531.7	169.3	162.1	146.6	176.0	61.1	62.0	62.4	61.5	230.10	30.36	6985.84
2006/11/14	15:46:32	1185.1	878.7	171.3	242.5	203.6	166.1	446.3	529.1	169.5	161.9	146.8	176.0	61.8	61.7	61.7	60.6	230.20	30.36	6988.87
2006/11/14	15:47:32	1185.1	874.8	171.3	243.2	203.0	165.7	448.0	528.4	169.3	162.0	146.6	176.0	61.6	61.0	62.3	61.2	230.10	30.35	6983.54
2006/11/14	15:48:32	1186.1	875.2	171.3	243.4	204.1	166.0	447.3	532.3	169.4	162.1	146.8	176.3	63.2	61.6	61.0	61.1	230.20	30.37	6991.18
2006/11/14	15:49:32	1184.9	880.3	171.5	241.9	203.2	166.3	448.9	528.0	169.4	162.2	147.0	176.3	61.5	60.6	61.7	60.9	230.20	30.37	6991.18
2006/11/14	15:50:32	1185.1	874.9	171.5	244.2	204.2	166.5	448.1	535.8	169.6	162.7	147.0	176.3	61.8	61.2	62.3	61.1	230.20	30.36	6988.87
2006/11/14	15:51:32	1186.4	871.7	171.5	242.4	203.5	166.3	448.2	535.2	169.8	162.0	147.0	176.3	62.1	61.4	62.2	61.0	230.20	30.36	6988.87
2006/11/14	15:52:32	1186.0	874.6	171.8	242.7	202.7	166.4	447.9	532.9	170.3	162.7	147.0	176.3	60.8	61.1	60.9	61.4	230.10	30.37	6988.14
2006/11/14	15:53:32	1185.9	880.7	172.0	242.7	203.2	166.2	449.3	529.2	169.8	163.0	147.1	176.5	61.1	61.9	61.5	61.5	230.00	30.35	6980.50
2006/11/14	15:54:32	1186.8	878.2	171.8	242.4	203.7	166.2	447.7	527.7	169.8	162.9	147.3	176.5	61.9	61.8	61.4	61.5	230.20	30.34	6984.27
2006/11/14	15:55:32	1187.0	873.3	172.0	244.2	204.0	166.3	448.4	532.3	169.8	162.9	147.1	176.5	61.7	61.5	61.7	61.5	230.00	30.35	6985.10
2006/11/14	15:56:32	1187.6	879.7	172.1	242.9	203.5	166.5	448.2	530.2	170.3	163.3	147.3	176.5	60.4	61.8	61.4	61.5	230.10	30.36	6988.87
2006/11/14	15:57:32	1185.9	878.4	172.3	242.4	203.5	166.3	449.0	530.7	170.3	163.1	147.3	176.5	60.4	62.0	61.1	61.3	230.10	30.37	6988.14
2006/11/14	15:58:32	1186.4	876.6	172.3	245.6	203.6	167.0	449.0	529.3	170.6	163.5	147.5	176.7	61.9	62.0	61.4	61.3	229.90	30.37	6982.06
2006/11/14	15:59:32	1185.6	876.2	172.5	243.8	204.6	166.7	450.4	535.2	170.4	163.1	147.3	176.8	61.2	61.8	62.0	61.5	230.10	30.36	6988.14
2006/11/14	16:00:32	1186.4	877.6	172.5	243.7	204.1	166.7	451.7	534.5	170.4	163.3	147.5	176.8	60.2	62.1	61.7	61.8	230.10	30.37	6988.14
2006/11/14	16:01:32	1187.2	875.7	172.3	244.2	204.0	167.0	449.5	534.4	170.3	163.3	147.8	176.8	62.1	61.5	61.0	60.6	230.20	30.35	6986.57
2006/11/14	16:02:32	1186.6	877.3	172.5	245.1	204.0	166.7	450.0	532.4	170.8	163.5	147.8	176.8	61.9	61.6	62.3	62.1	230.10	30.37	6988.14
2006/11/14	16:03:32	1186.1	879.8	172.5	243.4	203.8	167.1	448.6	533.9	170.9	163.4	147.7	176.8	61.7	61.7	62.2	62.1	230.00	30.34	6978.20
2006/11/14	16:04:32	1186.2	880.0	172.8	243.8	204.5	166.8	449.2	534.7	171.3	163.6	147.8	177.0	60.9	61.9	61.4	61.6	230.30	30.36	6991.91
2006/11/14	16:05:32	1186.4	880.0	172.6	243.2	203.7	167.0	446.0	531.8	171.0	163.8	147.8	177.0	61.3	62.6	61.7	61.5	229.90	30.32	6970.57
2006/11/14	16:06:32	1186.4	879.5	172.8	243.7	203.6	166.5	449.8	535.2	171.1	163.8	148.0	177.0	60.6	62.4	61.6	62.0	230.20	30.37	6991.18
2006/11/14	16:07:32	1185.6	883.8	172.8	243.2	203.8	167.1	448.9	530.2	170.9	163.7	148.0	177.0	61.6	62.2	61.7	61.4	230.20	30.37	6991.18
2006/11/14	16:08:32	1186.3	880.3	173.0	241.9	204.6	167.2	448.5	530.9	171.0	163.8	148.2	177.0	61.2	60.6	62.0	60.6	230.20	30.37	6993.48
2006/11/14	16:09:32	1186.2	878.9	173.0	243.4	203.7	167.3	449.5	533.4	171.3	164.0	148.0	177.2	61.6	61.9	61.5	61.3	230.20	30.36	6988.87
2006/11/14	16:10:32	1186.1	881.0	173.0	244.9	204.5	167.2	450.4	534.1	171.1	164.0	148.3	177.3	62.0	62.2	62.3	61.7	230.20	30.37	6991.18
2006/11/14	16:11:32	1187.5	879.7	173.1	244.0	205.0	167.6	449.3	536.7	170.9	163.8	148.3	177.3	61.7	61.8	61.7	60.8	230.20	30.36	6988.87
2006/11/14	16:12:32	1187.2	880.8	173.3	244.6	204.5	167.8	451.1	533.9	171.0	164.0	148.3	177.3	62.2	61.7	61.3	61.0	230.00	30.36	6982.80
2006/11/14	16:13:32	1186.6	880.5	173.5	242.7	204.5	167.5	450.3	535.2	171.1	164.2	148.3	177.3	61.8	61.7	61.6	61.2	230.10	30.37	6990.44
2006/11/14	16:14:32	1187.0	880.2	173.5	244.6	205.1	167.9	449.0	533.4	171.0	164.2	148.5	177.5	62.2	61.7	61.6	60.9	230.30	30.34	6990.34
2006/11/14	16:15:32	1187.0	882.9	173.5	246.0	204.3	167.9	450.0	534.7	172.0	164.8	148.5	177.5	61.4	61.4	61.8	62.1	230.20	30.36	6988.87
2006/11/14	16:16:32	1188.0	877.8	173.8	245.0	204.0	167.7	449.0	537.0	171.8	164.7	148.5	177.5	61.1	61.1	61.5	61.8	230.10	30.35	6983.54
2006/11/14	16:17:32	1186.8	878.2	173.8	244.7	205.0	168.1	451.2	532.8	172.1	164.8	148.7	177.7	61.4	61.3	61.4	61.5	230.10	30.33	6978.93
2006/11/14	16:18:32	1186.6	875.7	173.8	244.0	205.0	167.9	451.1	536.1	171.8	164.7	148.7	177.8	60.8	61.0	61.8	61.3	230.20	30.37	6991.18
2006/11/14	16:19:32	1186.8	883.4	174.0	243.9	204.0	168.0	450.3	533.4	172.0	164.5	148.7	177.8	61.2	61.4	60.9	61.3	230.10	30.37	6988.14
2006/11/14	16:20:32	1187.6	877.6	174.0	245.1	204.6	168.1	450.6	534.4	172.3	164.9	148.8	177.8	61.2	61.3	61.3	61.5	230.30	30.35	6992.64
2006/11/14	16:21:32	1187.4	882.6	174.0	244.2	204.0	167.8	450.9	533.6	172.0	164.8	149.0	177.8	61.1	61.5	60.8	61.5	230.30	30.36	6991.91
2006/11/14	16:22:32	1188.0	876.4	174.0	244.9	205.5	168.0	451.3	536.4	171.8	165.2	149.0	178.0	60.4	61.1	61.1	61.4	230.10	30.35	6983.54
2006/11/14	16:23:32	1188.2	881.5	174.0	243.4	204.7	168.3	453.6	535.3	172.5	165.2	149.0	178.0	60.6	62.0	61.5	61.3	230.10	30.36	6990.44
2006/11/14	16:24:32	1187.6	877.2	174.1	244.4	204.8	168.0	449.0	536.1	172.5	165.1	149.0	178.2	62.0	62.3	61.4	61.7	229.90	30.33	6972.87
2006/11/14	16:25:32	1187.4	877.9	174.3	244.9	205.2	168.4	451.9	533.4	172.3	165.2	149.0	178.0	61.1	62.0	61.0	61.8	230.10	30.35	6983.54
2006/11/14	16:26:32	1189.3	882.1	174.3	243.2	205.5	168.4	448.0	534.2	172.0	165.2	149.3	178.2	60.4	60.4	61.6	60.4	229.90	30.34	6975.17
2006/11/14	16:27:32	1188.1	880.6	174.5	244.8	205.2	168.4	453.3	531.9	172.5	165.2	149.4	178.3	60.9	61.0	61.1	60.8	229.80	30.34	6972.13
2006/11/14	16:28:32	1187.6	879.7	174.5	244.2	205.5	167.9	450.0	531.2	172.8	165.5	149.4	178.3	60.8	61.8	61.3	61.7	230.10	30.37	6988.14
2006/11/14	16:29:32	1186.9	879.8	174.5	244.7	205.3	168.4	451.4	538.4	171.8	165.0	149.5	178.3	61.9	61.6	61.6	61.2	230.10	30.34	6981.23
2006/11/14	16:30:32	1188.0	880.3	174.6	244.0	205.3	168.8	450.6	535.8	172.6	165.8	149.5	178.3	61.6	61.7	61.8	61.6	230.10	30.36	6988.87
2006/11/14	16:31:32	1188.2	877.2	174.8	244.6	204.6	168.8	452.4	538.9	172.5	165.8	149.5	178.5	61.6	61.8	62.4	62.0	230.20	30.34	6994.21
2006/11/14	16:32:32	1189.1	881.1	174.8	244.2	205.3	168.9	452.3	539.3	173.0	165.6	149.5	178.5	61.4	61.6	61.5	61.6	230.50	30.36	6997.98
2006/11/14	16:33:32	1188.6	877.1	175.0	245.5	205.0	168.8	451.5	536.4</											

Heat Rise Test

1st Run

Date	Time	TC1	TC2	TC3	TC4	TC5	TC6	TC7	TC8	TC9	TC10	TC11	TC12	TC13	TC14	TC15	TC16	VDC	Amps	Watts
2006/11/14	16:35:32	1188.6	879.0	175.0	245.0	205.1	168.9	452.5	535.7	172.8	166.0	149.9	178.7	62.6	62.6	62.6	62.0	230.10	30.36	6990.44
2006/11/14	16:36:32	1187.7	879.9	175.3	243.8	206.2	169.3	450.8	539.7	173.0	166.0	150.0	178.7	62.6	61.7	62.6	62.4	230.20	30.34	6984.27
2006/11/14	16:37:32	1188.9	884.0	175.3	244.7	206.5	169.0	453.0	538.8	173.1	166.0	149.9	178.7	62.6	62.2	62.6	62.6	230.10	30.35	6986.57
2006/11/14	16:38:32	1189.7	881.1	175.3	244.9	205.3	169.5	450.5	537.9	173.8	166.3	150.1	178.8	62.0	62.6	62.4	62.8	230.20	30.36	6988.87
2006/11/14	16:39:32	1189.6	875.4	175.5	243.5	206.0	169.5	451.8	544.0	173.5	166.1	150.2	178.8	62.8	62.0	62.1	62.3	230.10	30.36	6985.84
2006/11/14	16:40:32	1189.6	879.2	175.5	244.5	206.4	169.4	451.4	538.2	173.3	166.4	150.3	179.0	62.6	62.3	62.2	62.6	230.20	30.36	6988.87
2006/11/14	16:41:32	1188.6	879.8	175.5	243.7	205.7	169.8	454.3	533.1	173.0	166.3	150.3	179.0	62.2	61.6	62.3	62.6	230.00	30.33	6975.90
2006/11/14	16:42:32	1189.1	879.8	175.5	244.9	205.3	169.3	453.8	542.0	173.1	165.8	150.5	179.0	62.6	60.4	61.3	60.6	230.00	30.29	6966.70
2006/11/14	16:43:32	1188.3	881.1	175.7	245.8	205.8	169.0	453.8	538.2	172.6	165.7	150.5	179.0	61.4	59.7	60.6	60.0	230.10	30.35	6983.54
2006/11/14	16:44:32	1188.4	880.0	175.7	244.7	205.7	169.3	452.8	536.8	173.0	165.7	150.5	179.2	61.1	60.0	60.6	60.1	230.00	30.35	6980.50
2006/11/14	16:45:32	1188.2	883.4	175.5	245.9	205.1	169.3	453.3	535.6	172.5	165.7	150.5	179.0	61.2	59.8	61.2	60.4	230.00	30.37	6992.00
2006/11/14	16:46:32	1188.4	881.4	175.7	244.6	203.7	169.3	452.9	534.7	172.5	165.9	150.4	179.0	61.8	61.8	61.0	60.1	230.20	30.37	6991.18
2006/11/14	16:47:32	1189.8	876.4	175.5	244.5	205.5	169.3	450.5	540.7	173.1	166.0	150.4	179.0	60.9	61.8	61.3	61.2	230.10	30.35	6986.57
2006/11/14	16:48:32	1188.7	884.9	175.8	246.7	205.0	169.9	452.1	533.0	173.5	166.2	150.4	179.2	61.1	61.7	62.0	61.8	230.30	30.38	6996.51
2006/11/14	16:49:32	1189.4	880.0	175.8	244.8	205.0	169.9	451.8	542.2	173.5	166.4	150.5	179.2	61.8	62.2	60.9	61.6	230.10	30.35	6983.54
2006/11/14	16:50:32	1190.7	883.2	176.0	244.8	205.2	170.0	455.6	540.9	173.6	166.4	150.6	179.2	61.1	61.5	61.2	61.5	229.70	30.32	6964.50
2006/11/14	16:51:32	1188.9	881.1	176.2	244.9	206.0	169.5	453.3	540.2	173.5	166.7	150.8	179.4	61.9	61.6	61.2	61.3	230.10	30.36	6985.84
2006/11/14	16:52:32	1189.9	881.9	176.3	245.9	205.6	169.9	451.9	536.1	173.8	166.9	150.9	179.5	61.3	62.3	61.8	61.5	230.20	30.37	6991.18
2006/11/14	16:53:32	1189.9	878.9	176.5	246.0	206.1	169.9	455.3	535.3	174.3	166.9	151.1	179.7	61.3	62.1	61.9	61.9	230.10	30.35	6983.54
2006/11/14	16:54:32	1189.2	882.6	176.5	246.1	205.5	169.8	450.6	539.3	174.3	167.2	151.1	179.7	62.8	61.0	61.6	61.6	230.10	30.36	6985.84
2006/11/14	16:55:32	1189.8	886.7	176.5	245.8	205.1	170.3	454.6	536.1	174.1	167.1	151.2	179.7	62.6	61.5	62.2	61.3	230.20	30.37	6991.18
2006/11/14	16:56:32	1189.7	878.9	176.8	246.8	205.6	170.6	456.4	537.4	174.3	167.1	151.1	179.9	62.3	62.1	62.6	61.9	230.20	30.36	6988.87
2006/11/14	16:57:32	1189.3	880.7	176.8	244.2	206.2	170.4	454.0	543.3	174.8	167.3	151.2	179.9	63.1	62.8	62.2	62.3	230.20	30.36	6991.91
2006/11/14	16:58:32	1190.1	879.8	176.8	246.2	206.0	170.6	451.3	539.5	175.3	167.8	151.3	179.9	62.6	63.2	62.4	62.6	230.30	30.35	6989.61
2006/11/14	16:59:32	1189.6	883.5	177.0	246.7	205.5	170.6	454.4	539.2	174.8	167.8	151.3	179.9	62.2	62.6	62.1	62.6	230.20	30.36	6988.87
2006/11/14	17:00:32	1189.2	884.0	177.0	245.8	206.2	170.8	454.3	535.0	174.3	167.9	151.4	180.0	61.7	62.8	62.4	62.4	230.00	30.34	6978.20
2006/11/14	17:01:32	1190.1	882.2	177.2	245.8	205.1	170.5	454.1	538.4	175.0	167.9	151.5	180.0	62.8	63.1	63.0	62.6	230.10	30.35	6983.54
2006/11/14	17:02:32	1189.6	884.3	177.2	247.2	206.4	170.9	452.9	539.4	174.3	167.8	151.6	180.0	61.9	63.0	62.6	62.4	229.70	30.33	6966.80
2006/11/14	17:03:32	1189.6	881.6	177.3	247.5	205.7	171.0	455.6	538.2	175.5	167.9	151.7	180.2	62.6	62.6	62.6	62.6	230.20	30.37	6991.18
2006/11/14	17:04:32	1190.4	879.0	177.3	246.4	206.0	171.3	452.3	538.9	175.2	168.2	151.8	180.2	63.2	62.6	63.3	62.6	230.20	30.35	6986.57
2006/11/14	17:05:32	1191.1	878.3	177.3	245.5	206.0	171.3	454.1	537.4	175.0	168.3	151.8	180.2	64.6	63.3	62.8	61.9	230.30	30.38	6996.51
2006/11/14	17:06:32	1190.4	879.8	177.5	246.7	206.8	171.3	454.8	537.2	175.3	168.3	151.8	180.2	61.7	64.0	63.1	62.8	230.20	30.37	6991.18
2006/11/14	17:07:32	1190.1	880.2	177.7	247.0	206.8	170.9	453.0	540.6	175.5	168.8	152.0	180.5	61.8	63.2	62.8	62.8	230.00	30.35	6980.50
2006/11/14	17:08:32	1190.1	878.6	177.8	245.8	206.7	171.5	452.8	545.7	175.5	168.5	152.0	180.5	62.1	63.0	63.1	62.8	230.20	30.36	6988.87
2006/11/14	17:09:32	1189.9	881.9	177.8	246.7	206.9	171.5	455.4	538.2	175.2	168.8	152.1	180.7	61.8	63.0	62.8	62.8	230.30	30.36	6991.91
2006/11/14	17:10:32	1191.6	881.6	177.8	245.9	207.3	171.3	452.5	540.7	175.8	168.8	152.2	180.7	62.6	63.2	63.5	62.8	230.10	30.36	6985.84
2006/11/14	17:11:32	1190.7	882.7	178.0	245.8	206.9	171.5	456.7	540.6	175.8	169.0	152.2	180.7	62.2	63.3	63.2	63.1	230.20	30.37	6991.18
2006/11/14	17:12:32	1191.4	878.9	178.2	246.2	207.1	171.8	454.3	540.9	175.8	169.0	152.4	180.7	62.2	63.2	63.3	62.8	230.10	30.37	6988.14
2006/11/14	17:13:32	1190.9	883.3	178.2	246.0	207.5	172.0	454.3	540.4	175.5	169.1	152.4	180.9	62.1	63.0	62.6	63.3	230.20	30.37	6991.18
2006/11/14	17:14:32	1191.0	882.9	178.3	246.4	207.3	171.5	455.8	545.7	175.7	169.5	152.6	181.0	63.3	62.6	63.2	62.8	230.10	30.37	6988.14
2006/11/14	17:15:32	1191.8	882.9	178.3	245.5	207.7	171.8	455.8	539.3	176.5	169.3	152.5	181.0	62.6	63.0	62.8	63.0	230.10	30.36	6985.84
2006/11/14	17:16:32	1191.6	882.6	178.5	246.3	206.8	172.0	454.5	535.2	176.2	169.3	152.6	181.2	61.7	62.8	63.0	63.0	230.10	30.36	6988.14
2006/11/14	17:17:32	1190.4	885.6	178.5	246.9	206.7	172.0	456.0	534.4	176.8	169.6	152.7	181.2	62.8	63.4	63.3	63.0	229.90	30.33	6972.87
2006/11/14	17:18:32	1191.4	881.1	178.5	247.9	207.2	172.0	456.5	540.8	176.5	169.3	152.7	181.2	63.0	63.9	63.5	63.0	230.10	30.35	6983.54
2006/11/14	17:19:32	1190.9	881.8	178.7	247.0	207.6	172.0	455.3	543.9	176.7	169.8	152.8	181.2	61.9	63.6	63.1	62.6	230.30	30.37	6994.21
2006/11/14	17:20:32	1191.0	886.2	178.7	246.8	207.7	171.8	454.0	538.4	176.5	169.5	152.9	181.4	63.0	63.4	62.8	63.1	230.20	30.37	6993.48
2006/11/14	17:21:32	1191.1	883.5	178.7	246.6	208.3	172.8	454.6	541.6	177.0	169.8	152.9	181.4	62.1	63.7	63.0	63.0	230.20	30.36	6991.18
2006/11/14	17:22:32	1191.8	885.9	178.7	245.9	207.1	172.3	456.7	534.9	176.8	169.8	152.9	181.5	61.9	63.4	63.0	62.6	230.10	30.35	6983.54
2006/11/14	17:23:32	1191.3	886.6	179.0	246.5	207.9	172.3	457.8	538.4	177.0	169.9	152.9	181.5	62.6	62.6	63.4	62.4	230.20	30.37	6991.18
2006/11/14	17:24:32	1191.1	884.0	179.0	247.7	207.5	172.5	457.0	535.4	177.2	169.8	153.0	181.5	62.4	63.0	63.1	63.0	230.20	30.37	6991.18
2006/11/14	17:25:32	1190.7	881.4	179.0	246.4	207.1	172.5	456.0	541.9	176.8	170.3	153.2	181.7	62.0	63.2	63.1	63.4	230.40	30.38	6999.55
2006/11/14	17:26:32	1191.5	883.4	179.0	247.4	208.0	172.5	456.8	541.9	177.5	170.1	153.2	181.7	63.0	63.2	63.3	63.1	230.20	30.35	6986.57
2006/11/14	17:27:32	1190.4	882.5	179.2	248.4	207.7	172.6	457.5	538.5	177.0	169.9	153.3	181.7	62.1	63.2	63.4	63.6	230.20	30.35	6986.57
2006/11/14	17:28:32	1190.9	882.9	179.2	247.2	208.0	172.5	457.0	543.4	177.0	170.1	153.2	181.7	62.0	63.4	62.8	63.2	230.10	30.37	6988.14
2006/11/14	17:29:32	1191.1	885.6	179.4	247.9															

Heat Rise Test 1st Run

Date	Time	TC1	TC2	TC3	TC4	TC5	TC6	TC7	TC8	TC9	TC10	TC11	TC12	TC13	TC14	TC15	TC16	VDC	Amps	Watts
2006/11/14	17:31:32	1191.4	882.1	179.5	248.9	208.0	172.5	458.2	543.5	177.5	170.5	153.5	181.7	62.3	62.8	63.1	63.2	230.20	30.37	6991.18
2006/11/14	17:32:32	1192.5	876.8	179.5	246.9	207.9	173.0	455.8	542.2	177.3	170.0	153.5	181.9	62.6	63.0	63.4	63.0	230.10	30.34	6981.23
2006/11/14	17:33:32	1192.2	885.3	179.5	246.2	207.2	172.8	456.3	540.8	177.3	170.6	153.6	181.9	63.0	63.2	62.2	63.2	230.10	30.35	6983.54
2006/11/14	17:34:32	1191.1	881.4	179.5	246.7	207.6	172.8	457.3	537.0	176.7	170.3	153.9	182.0	61.8	62.8	62.2	61.8	229.60	30.30	6956.88
2006/11/14	17:35:32	1191.4	884.5	179.7	246.0	206.6	172.6	456.2	540.5	177.8	170.4	153.8	182.0	62.6	62.4	62.6	62.8	230.30	30.37	6996.51
2006/11/14	17:36:32	1191.3	882.7	179.7	246.7	207.4	172.8	457.1	538.7	177.3	170.3	153.8	182.0	63.2	62.6	63.0	62.6	230.20	30.33	6985.00
2006/11/14	17:37:32	1192.1	883.6	179.7	246.1	207.8	173.1	457.3	544.3	177.0	170.6	153.9	182.0	62.3	63.5	63.4	62.4	229.50	30.37	6972.21
2006/11/14	17:38:32	1192.1	883.1	179.9	246.9	207.0	172.8	457.0	542.0	177.7	170.5	154.0	182.2	62.2	62.4	63.0	62.8	230.10	30.36	6988.87
2006/11/14	17:39:32	1191.8	887.3	180.0	247.9	207.6	173.3	458.8	775.5	177.0	170.3	154.0	182.2	63.2	62.8	63.0	62.8	230.20	30.37	6991.18
2006/11/14	17:40:32	1192.2	882.9	180.0	247.7	208.3	173.0	456.5	750.0	177.8	170.8	154.1	182.2	62.4	63.0	62.4	62.8	230.10	30.36	6985.84
2006/11/14	17:41:32	1191.6	885.4	180.0	247.0	207.6	173.3	458.2	757.8	177.8	170.4	154.1	182.2	62.1	62.8	62.6	62.6	229.80	30.29	6960.64
2006/11/14	17:42:32	1192.2	884.4	180.2	246.7	207.5	173.3	458.0	708.7	178.0	170.9	154.2	182.4	62.1	62.8	62.6	62.4	230.20	30.35	6986.57
2006/11/14	17:43:32	1192.5	887.7	180.4	248.4	207.7	173.5	458.1	675.3	178.0	171.1	154.2	182.5	62.2	62.8	63.0	63.2	230.10	30.35	6983.54
2006/11/14	17:44:32	1192.1	886.1	180.5	247.9	208.5	173.8	460.0	648.1	178.3	171.3	154.3	182.5	62.6	62.4	63.0	62.8	230.10	30.36	6985.84
2006/11/14	17:45:32	1193.1	882.7	180.5	248.9	208.2	173.8	458.8	671.6	177.8	171.3	154.3	182.5	63.5	62.6	62.8	61.9	230.30	30.37	6994.21
2006/11/14	17:46:32	1192.9	886.0	180.5	247.7	207.9	173.6	457.8	671.9	178.2	171.3	154.5	182.5	62.4	61.9	63.3	62.6	230.00	30.35	6980.50
2006/11/14	17:47:32	1192.9	883.6	180.7	247.9	208.8	173.5	459.3	693.1	178.0	171.0	154.5	182.7	62.1	62.0	62.8	62.2	230.10	30.36	6988.14
2006/11/14	17:48:32	1193.3	885.4	180.7	249.2	208.3	174.0	460.5	655.3	178.5	171.5	154.5	182.7	62.3	62.6	63.2	62.6	229.80	30.33	6969.83
2006/11/14	17:49:32	1192.7	880.5	180.7	249.4	208.7	174.1	458.2	684.3	177.8	171.5	154.4	182.7	62.6	62.4	63.0	62.6	230.20	30.36	6991.18
2006/11/14	17:50:32	1192.9	882.2	180.9	247.9	208.4	174.3	458.3	668.2	178.2	171.5	154.8	182.9	62.6	62.8	63.3	62.4	230.10	30.36	6985.84
2006/11/14	17:51:32	1192.1	890.5	181.0	247.9	208.4	174.1	459.5	662.2	178.5	171.8	154.9	182.9	62.6	62.8	62.6	62.8	230.20	30.36	6988.87
2006/11/14	17:52:32	1192.9	886.0	181.2	247.8	208.8	174.3	459.5	682.7	178.8	171.8	154.9	183.0	62.6	63.0	63.2	62.8	230.10	30.36	6988.14
2006/11/14	17:53:32	1193.2	884.1	181.2	248.9	207.7	174.3	459.8	665.1	178.7	171.6	155.0	183.0	61.9	62.2	62.8	62.3	230.20	30.36	6988.87
2006/11/14	17:54:32	1192.2	886.0	181.2	247.8	208.4	174.5	457.0	660.0	178.5	171.8	155.1	183.0	62.6	62.4	62.1	61.5	230.20	30.36	6988.87
2006/11/14	17:55:32	1193.6	889.1	181.4	247.9	208.5	174.6	457.5	657.7	178.5	171.6	155.3	183.0	62.3	62.2	63.0	62.1	230.00	30.36	6982.80
2006/11/14	17:56:32	1191.9	886.7	181.4	247.2	209.3	174.6	459.4	674.3	178.7	171.8	155.3	183.0	62.0	62.4	63.0	62.2	230.20	30.38	6993.48
2006/11/14	17:57:32	1193.4	883.9	181.5	247.2	208.5	174.5	459.5	663.1	178.7	172.1	155.3	183.0	62.6	61.6	63.2	62.3	230.10	30.34	6981.23
2006/11/14	17:58:32	1194.6	883.3	181.5	247.1	209.1	175.0	457.9	707.3	179.2	172.1	155.3	183.2	62.8	62.3	62.4	62.6	230.20	30.38	6993.48
2006/11/14	17:59:32	1194.6	882.5	181.7	247.9	209.2	174.6	458.5	751.5	179.0	172.5	155.4	183.2	62.3	61.9	62.8	62.8	230.10	30.32	6976.63
2006/11/14	18:00:32	1193.6	885.3	181.9	249.2	207.8	174.6	459.9	744.5	179.0	172.0	155.4	183.2	62.0	62.8	62.2	62.6	230.30	30.37	6994.21
2006/11/14	18:01:32	1194.3	884.4	181.9	248.6	208.6	174.8	459.5	725.8	178.7	172.0	155.5	183.2	62.6	62.4	62.8	62.3	230.10	30.37	6988.14
2006/11/14	18:02:32	1194.8	883.8	182.0	247.0	209.3	174.8	457.8	721.5	179.0	172.3	155.5	183.4	61.8	62.4	63.0	62.3	230.00	30.34	6978.20
2006/11/14	18:03:32	1193.8	882.4	181.9	248.4	208.2	175.0	459.9	693.8	178.8	172.1	155.6	183.5	62.8	61.9	62.4	62.3	230.10	30.35	6983.54
2006/11/14	18:04:32	1193.6	885.4	182.0	248.4	208.8	174.8	460.2	698.9	179.0	172.5	155.8	183.5	61.5	61.3	62.6	61.8	230.00	30.35	6980.50
2006/11/14	18:05:32	1194.1	883.6	182.2	248.6	209.2	175.3	459.5	710.3	179.0	172.0	155.8	183.7	62.4	61.8	62.8	61.8	230.10	30.36	6985.84
2006/11/14	18:06:32	1193.7	885.4	182.2	248.9	209.1	175.5	461.0	703.8	179.2	172.5	155.8	183.5	63.3	62.0	62.4	62.2	230.10	30.36	6985.84
2006/11/14	18:07:32	1193.4	886.2	182.2	248.3	208.9	175.5	458.9	674.9	179.2	172.3	155.8	183.5	62.6	61.8	63.3	62.4	230.20	30.36	6988.87
2006/11/14	18:08:32	1193.1	885.6	182.4	247.5	208.6	174.8	457.6	704.7	179.0	171.8	155.8	183.7	62.1	61.7	62.8	61.7	230.20	30.36	6988.87
2006/11/14	18:09:32	1194.2	884.6	182.5	248.4	209.2	175.8	459.8	697.0	179.5	172.8	155.8	183.7	62.6	62.0	62.8	62.8	230.20	30.36	6988.87
2006/11/14	18:10:32	1192.8	886.2	182.7	248.1	208.9	175.5	459.2	699.6	179.2	172.6	155.9	183.7	62.3	61.9	61.9	61.6	229.90	30.34	6975.17
2006/11/14	18:11:32	1192.9	888.9	182.5	248.6	208.9	175.5	461.0	715.3	179.5	172.5	155.9	183.9	62.6	62.4	62.6	62.6	230.20	30.36	6988.87
2006/11/14	18:12:32	1194.9	883.7	182.7	250.8	209.1	175.3	460.3	697.2	178.8	172.5	156.1	184.0	61.6	61.8	63.2	61.6	230.10	30.35	6983.54
2006/11/14	18:13:32	1194.4	889.1	182.7	248.4	209.3	175.8	458.7	688.9	180.2	173.0	156.1	184.0	62.2	63.3	63.3	62.6	230.20	30.35	6986.57
2006/11/14	18:14:32	1193.7	887.6	183.0	249.2	209.3	175.7	460.5	699.8	180.0	173.3	156.1	184.0	62.0	62.4	62.3	62.8	230.20	30.35	6986.57
2006/11/14	18:15:32	1194.3	887.5	183.0	248.1	209.7	175.8	459.8	701.7	180.2	173.3	156.1	184.2	62.8	63.1	62.8	63.1	230.20	30.36	6988.87
2006/11/14	18:16:32	1193.8	886.4	183.0	249.4	209.6	175.8	458.9	696.1	179.7	173.3	156.3	184.2	63.0	62.6	63.1	62.3	230.20	30.37	6991.18
2006/11/14	18:17:32	1194.2	889.6	183.2	248.7	209.0	175.8	460.6	694.6	179.5	173.1	156.5	184.2	63.1	62.2	63.1	62.4	230.20	30.36	6988.87
2006/11/14	18:18:32	1194.1	885.6	183.2	247.9	209.7	175.8	459.5	711.5	180.2	173.3	156.3	184.2	62.8	62.8	62.8	62.4	230.20	30.36	6988.87
2006/11/14	18:19:32	1193.9	886.2	183.4	250.0	209.5	175.5	459.5	717.8	180.0	173.3	156.5	184.2	63.3	63.2	62.8	62.8	230.10	30.35	6983.54
2006/11/14	18:20:32	1193.9	884.8	183.4	248.9	209.3	175.7	461.1	693.8	180.2	173.6	156.5	184.4	62.6	63.1	62.4	62.4	230.00	30.35	6980.50
2006/11/14	18:21:32	1195.9	887.7	183.2	247.8	208.2	176.0	461.1	682.8	180.4	173.6	156.5	184.2	62.6	63.3	62.8	62.8	230.10	30.35	6983.54
2006/11/14	18:22:32	1194.9	887.9	183.2	248.4	208.8	175.7	461.6	708.3	180.2	173.5	156.5	184.2	62.8	62.1	62.6	62.8	230.10	30.35	6983.54
2006/11/14	18:23:32	1194.1	887.0	183.4	250.4	208.9	175.5	460.3	694.3	179.7	173.0	156.5	184.2	62.4	61.9	63.1	61.4	230.20	30.37	6991.18
2006/11/14	18:24:32	1193.9	880.7	183.5	249.1	209.5	176.0	459.5	718.0	179.9	173.3	156.6	184.2	62.8	62.4	62.6	62.2	229.40	30.13	6911.82
2006/11/14	18:25:32	1195.6	883.7	183.4	248.3	210.0	176.0	459.4	711.3</											

Heat Rise Test 1st Run

Date	Time	TC1	TC2	TC3	TC4	TC5	TC6	TC7	TC8	TC9	TC10	TC11	TC12	TC13	TC14	TC15	TC16	VDC	Amps	Watts
2006/11/14	18:27:32	1194.5	889.8	183.5	249.6	209.2	176.0	462.2	694.2	180.2	173.3	156.6	184.2	62.2	62.0	62.6	62.4	230.20	30.36	6991.18
2006/11/14	18:28:32	1194.5	894.1	183.5	248.3	209.4	175.8	462.4	698.0	180.0	173.5	156.8	184.2	62.6	62.3	63.0	62.6	230.20	30.36	6988.87
2006/11/14	18:29:32	1194.2	888.4	183.5	248.9	208.7	175.8	457.9	699.7	180.0	173.5	156.8	184.5	61.9	62.3	62.6	61.8	230.00	30.36	6985.10
2006/11/14	18:30:32	1195.3	889.2	183.7	249.4	209.6	176.2	461.3	733.5	180.0	173.5	156.8	184.5	63.2	63.0	62.8	61.5	230.30	30.36	6991.91
2006/11/14	18:31:32	1195.1	888.6	183.9	248.4	210.1	175.8	459.8	727.1	180.5	173.8	156.8	184.5	62.3	62.8	63.0	62.6	230.00	30.34	6978.20
2006/11/14	18:32:32	1194.9	883.9	183.7	247.9	210.1	176.3	463.1	708.0	180.0	173.6	156.8	184.5	62.6	63.3	62.8	61.9	230.20	30.36	6988.87
2006/11/14	18:33:32	1195.4	888.9	183.7	248.4	210.0	176.3	459.5	732.0	180.4	173.5	156.8	184.5	62.6	62.2	62.8	62.2	230.10	30.37	6988.14
2006/11/14	18:34:32	1194.9	888.3	183.9	250.0	208.0	176.5	461.7	721.0	179.9	173.5	157.0	184.5	62.2	61.8	62.6	61.3	230.00	30.32	6973.60
2006/11/14	18:35:32	1194.5	888.6	184.0	248.7	209.2	176.3	461.5	703.3	180.0	173.5	157.0	184.5	62.1	60.9	62.4	60.6	230.20	30.35	6986.57
2006/11/14	18:36:32	1194.8	886.2	184.0	248.4	208.8	176.3	462.5	737.6	179.5	173.5	157.0	184.7	63.1	61.2	62.2	60.6	230.30	30.37	6994.21
2006/11/14	18:37:32	1195.0	889.7	184.0	249.7	208.7	176.0	461.9	731.8	179.7	173.3	157.0	184.7	62.0	60.9	62.2	60.8	230.40	30.36	6994.94
2006/11/14	18:38:32	1194.6	886.5	184.0	248.1	208.5	176.3	462.2	715.8	180.0	173.5	157.1	184.7	62.6	60.4	62.6	61.4	230.20	30.36	6988.87
2006/11/14	18:39:32	1196.1	886.8	184.2	250.7	208.9	176.0	462.1	763.6	180.5	173.3	157.1	184.9	62.1	60.2	63.1	61.5	230.20	30.37	6991.18
2006/11/14	18:40:32	1195.7	888.0	184.2	249.6	208.9	176.3	459.9	710.3	180.5	173.5	157.3	184.9	62.8	60.6	62.8	61.7	230.20	30.34	6984.27
2006/11/14	18:41:32	1194.8	885.9	184.2	249.6	209.0	176.7	460.5	733.5	180.4	173.3	157.0	184.9	62.2	60.9	62.1	61.3	230.10	30.37	6988.14
2006/11/14	18:42:32	1195.9	888.9	184.2	248.6	210.1	176.3	460.3	742.4	180.2	173.3	157.3	184.9	62.6	60.0	62.3	61.2	230.10	30.35	6983.54
2006/11/14	18:43:32	1195.1	888.9	184.4	248.4	210.0	176.2	461.6	716.5	180.4	173.3	157.3	185.0	62.2	60.8	62.2	61.5	230.20	30.36	6988.87
2006/11/14	18:44:32	1194.8	885.1	184.5	248.4	209.1	176.5	458.8	773.8	180.5	173.6	157.3	185.0	62.2	61.3	62.6	61.0	230.30	30.33	6985.00
2006/11/14	18:45:32	1195.5	889.9	184.7	247.9	209.7	176.5	463.2	760.6	180.2	173.5	157.5	185.0	62.1	60.4	62.2	61.0	230.20	30.36	6991.18
2006/11/14	18:46:32	1195.7	893.0	184.5	248.7	208.8	177.3	462.6	733.6	180.7	173.8	157.5	185.2	62.0	61.3	62.6	61.5	230.10	30.36	6985.84
2006/11/14	18:47:32	1195.9	888.3	184.7	249.9	209.3	177.0	460.2	764.5	179.9	173.5	157.5	185.2	62.3	61.1	62.6	60.9	230.20	30.36	6988.87
2006/11/14	18:48:32	1195.4	888.4	185.0	250.9	209.3	176.8	463.2	736.8	180.0	173.6	157.5	185.2	63.4	61.5	62.2	60.4	230.20	30.33	6981.97
2006/11/14	18:49:32	1194.6	885.9	184.5	249.1	209.2	177.3	463.7	751.3	180.5	173.8	157.5	185.2	62.6	60.6	61.9	61.1	230.20	30.36	6988.87
2006/11/14	18:50:32	1194.9	888.9	184.9	249.7	210.5	177.5	462.4	807.4	181.2	174.1	157.8	185.4	62.0	63.1	63.0	61.7	230.20	30.37	6991.18
2006/11/14	18:51:32	1194.9	890.6	185.0	251.0	209.8	177.3	461.0	764.8	181.2	174.5	157.8	185.2	62.2	62.8	62.4	61.7	230.20	30.37	6991.18
2006/11/14	18:52:32	1196.0	889.9	184.9	249.7	211.0	177.5	461.7	758.1	181.2	174.1	157.8	185.2	63.1	61.7	62.6	62.4	230.10	30.36	6985.84
2006/11/14	18:53:32	1197.4	884.6	185.2	248.6	210.3	177.7	461.3	801.6	181.5	174.3	157.6	185.4	63.1	62.6	63.3	62.4	230.20	30.36	6988.87
2006/11/14	18:54:32	1196.1	888.9	185.2	248.4	210.6	177.5	461.8	773.7	180.9	174.3	158.0	185.5	62.8	61.6	63.1	61.2	229.90	30.31	6968.27
2006/11/14	18:55:32	1195.5	884.5	185.5	248.7	209.1	177.3	463.2	768.7	180.5	174.5	158.0	185.5	62.3	61.6	62.4	61.0	230.20	30.36	6988.87
2006/11/14	18:56:32	1197.6	887.8	185.4	248.1	209.7	177.5	463.0	797.8	181.0	174.3	157.8	185.5	62.1	61.3	62.6	61.4	230.00	30.31	6971.30
2006/11/14	18:59:00	1195.6	883.0	185.5	249.2	209.3	177.3	461.1	783.0	180.7	174.1	158.0	185.7	62.3	60.6	62.1	61.2	230.00	30.34	6980.50
2006/11/14	19:00:00	1195.1	886.8	185.2	248.7	209.7	177.3	461.0	796.5	180.5	174.3	158.0	185.7	62.3	60.6	62.2	60.9	229.40	30.27	6943.94
2006/11/14	19:01:00	1195.2	885.6	185.5	249.4	209.5	177.5	459.9	785.9	181.2	174.5	158.2	185.7	62.3	62.1	62.6	61.8	229.90	30.31	6971.30
2006/11/14	19:02:00	1195.6	886.0	185.7	249.2	209.6	177.5	460.6	775.9	181.4	174.8	158.2	185.7	61.8	62.6	62.0	61.8	229.40	30.29	6948.53
2006/11/14	19:03:00	1196.0	884.2	185.7	247.9	210.0	177.5	459.2	785.0	181.5	174.8	158.3	185.9	62.1	62.0	62.6	62.1	229.90	30.32	6972.87
2006/11/14	19:04:00	1196.7	885.1	185.7	248.2	210.2	177.8	461.3	783.0	181.5	175.0	158.3	185.9	62.4	61.9	63.0	62.3	230.00	30.32	6975.90
2006/11/14	19:05:00	1195.7	888.9	185.7	247.4	210.3	177.8	459.9	772.6	181.7	175.0	158.3	185.9	62.4	62.1	62.6	62.6	229.90	30.30	6965.97
2006/11/14	19:06:00	1196.2	887.2	185.9	247.7	210.3	178.2	458.8	765.7	182.0	175.2	158.5	186.0	61.4	62.8	62.6	62.6	229.60	30.32	6963.77
2006/11/14	19:07:00	1195.6	887.4	186.0	248.9	209.9	178.0	461.0	774.3	182.2	175.3	158.5	186.0	61.8	62.8	62.2	62.6	230.00	30.32	6973.60
2006/11/14	19:08:00	1196.7	888.0	186.0	248.1	210.3	178.0	462.0	799.6	182.2	175.5	158.7	186.2	63.3	61.2	62.3	62.1	229.70	30.29	6957.61
2006/11/14	19:09:00	1196.1	887.9	186.0	248.4	210.1	178.0	461.8	778.7	181.7	175.3	158.8	186.2	62.6	60.6	62.8	61.4	229.70	30.31	6970.57
2006/11/14	19:10:00	1195.6	886.8	186.0	249.1	209.8	178.2	461.5	765.5	181.2	175.2	158.8	186.2	62.3	60.9	62.8	60.8	229.70	30.29	6960.64
2006/11/14	19:11:00	1196.2	888.6	186.0	247.7	210.0	177.7	461.6	765.9	181.5	175.2	158.8	186.2	62.1	60.0	62.1	60.9	229.50	30.27	6958.44
2006/11/14	19:12:00	1196.2	886.6	186.0	248.9	209.9	178.0	462.1	765.0	182.0	175.0	158.8	186.2	62.1	60.2	62.2	61.5	229.80	30.29	6965.97
2006/11/14	19:13:00	1195.9	885.4	186.2	248.2	209.7	177.8	461.6	777.9	182.0	175.3	158.8	186.2	62.1	60.1	62.6	61.4	229.30	30.29	6954.67
2006/11/14	19:14:00	1196.4	887.4	186.4	249.2	210.2	178.3	461.4	770.2	181.7	175.3	158.8	186.4	62.0	60.4	62.6	61.0	229.50	30.29	6951.56
2006/11/14	19:15:00	1196.1	890.9	186.5	250.2	209.8	178.5	461.5	781.7	182.0	175.3	159.0	186.4	62.0	60.6	62.6	60.9	229.90	30.27	6968.15
2006/11/14	19:16:00	1196.3	887.0	186.4	249.1	209.9	178.3	461.5	794.7	182.2	175.3	158.8	186.4	62.1	60.4	62.4	61.1	229.10	30.24	6927.98
2006/11/14	19:17:00	1196.3	886.9	186.5	248.9	210.1	178.7	462.5	768.7	182.0	175.3	159.0	186.5	62.3	60.4	62.6	61.1	229.90	30.30	6965.97
2006/11/14	19:18:00	1196.6	886.9	186.7	249.9	210.1	178.7	461.7	775.3	182.0	175.3	159.0	186.5	62.1	61.2	62.6	61.0	229.60	30.32	6968.36
2006/11/14	19:19:00	1196.6	889.6	186.7	249.7	209.8	178.7	462.5	787.2	182.0	175.7	159.2	186.5	62.3	61.2	62.6	60.8	228.80	30.20	6909.76
2006/11/14	19:20:00	1196.9	889.9	186.7	249.7	210.0	178.8	462.7	772.3	182.4	175.8	159.3	186.7	62.0	61.1	62.1	60.9	229.90	30.33	6972.87
2006/11/14	19:21:00	1195.9	889.4	186.7	249.2	209.6	178.7	460.8	813.5	182.4	175.7	159.3	186.7	61.6	60.9	61.0	61.2	229.00	30.35	6961.60
2006/11/14	19:22:00	1195.9	887.8	186.7	250.2	211.1	179.2	461.5	803.6	183.0	176.0	159.3	186.7	62.6	61.8	61.8	62.0	230.00	30.34	6980.50
2006/11/14	19:23:00	1195.9	886.9	186.9	249.1	211.2	179.2	462.7	795.5</											

Heat Rise Test

1st Run

Date	Time	TC1	TC2	TC3	TC4	TC5	TC6	TC7	TC8	TC9	TC10	TC11	TC12	TC13	TC14	TC15	TC16	VDC	Amps	Watts
2006/11/14	19:25:00	1196.2	887.8	187.0	249.6	211.0	179.2	461.1	804.7	183.0	176.0	159.5	186.9	63.2	62.2	62.3	62.0	229.90	30.34	6975.17
2006/11/14	19:26:00	1196.3	889.5	187.0	249.9	210.3	179.0	461.9	840.9	183.2	176.3	159.5	186.9	62.0	62.4	62.6	62.0	229.90	30.33	6972.87
2006/11/14	19:27:00	1196.6	887.9	187.0	249.6	210.9	179.2	463.0	797.0	183.2	176.3	159.5	186.9	61.7	62.0	62.8	62.0	229.80	30.32	6970.57
2006/11/14	19:28:00	1197.0	888.1	187.2	250.2	211.4	179.2	462.1	782.8	183.5	176.5	159.7	187.0	61.7	62.0	62.1	62.2	229.90	30.34	6979.76
2006/11/14	19:29:00	1196.3	887.4	187.2	249.9	210.6	179.2	463.1	775.3	183.5	176.5	159.8	187.0	62.3	62.1	62.0	62.2	229.90	30.34	6977.47
2006/11/14	19:30:00	1196.3	886.8	187.4	250.5	211.8	179.2	463.7	789.3	183.5	176.5	159.9	187.0	61.9	62.3	62.6	62.4	229.50	30.16	6921.72
2006/11/14	19:31:00	1196.9	886.8	187.4	249.6	210.2	179.5	461.7	783.0	183.2	177.0	159.9	187.2	62.2	61.7	62.0	61.5	229.50	30.31	6958.44
2006/11/14	19:32:00	1196.4	888.9	187.4	250.9	211.0	179.5	463.5	756.0	183.2	176.8	160.0	187.2	62.0	61.7	62.6	61.3	229.00	30.24	6924.96
2006/11/14	19:33:00	1196.6	887.3	187.5	249.9	211.2	179.5	463.0	820.4	183.5	177.0	160.0	187.2	62.4	62.1	62.3	62.3	227.70	30.26	6890.20
2006/11/14	19:34:00	1196.6	888.6	187.4	249.9	210.6	179.7	463.7	819.8	182.9	176.8	160.0	187.2	61.2	62.1	62.8	61.7	229.90	30.30	6965.97
2006/11/14	19:35:00	1197.4	888.6	187.5	250.5	210.0	179.7	463.3	807.0	183.5	177.0	160.0	187.4	61.8	60.9	62.1	62.1	229.70	30.21	6945.28
2006/11/14	19:36:00	1197.2	889.1	187.5	249.7	210.6	179.5	463.8	797.8	183.5	177.0	160.2	187.4	62.6	61.2	61.9	62.0	229.80	30.30	6969.83
2006/11/14	19:37:00	1196.9	888.9	187.7	249.4	211.5	179.9	463.3	831.2	183.7	177.2	160.4	187.4	62.3	62.0	62.1	61.9	229.90	30.32	6972.87
2006/11/14	19:38:00	1197.7	888.9	187.7	249.7	210.9	179.7	463.0	809.5	183.7	177.0	160.4	187.5	62.6	62.2	62.2	61.8	230.00	30.32	6973.60
2006/11/14	19:39:00	1197.6	886.8	187.7	250.0	211.4	180.0	462.0	822.9	184.2	177.0	160.4	187.5	62.8	62.2	62.6	62.4	230.20	30.35	6986.57
2006/11/14	19:40:00	1197.4	889.9	187.9	250.2	211.8	180.0	463.5	832.8	184.0	177.5	160.5	187.5	62.6	62.2	62.6	61.6	230.10	30.35	6983.54
2006/11/14	19:41:00	1196.7	888.6	187.9	250.5	211.7	180.2	463.7	811.7	184.2	177.3	160.5	187.5	62.6	62.6	62.2	61.7	229.90	30.34	6975.17
2006/11/14	19:42:00	1197.3	885.9	187.9	250.4	211.0	180.0	464.3	819.8	184.2	177.5	160.5	187.7	62.8	62.4	62.2	61.7	230.10	30.35	6983.54
2006/11/14	19:43:00	1197.0	888.7	188.0	250.7	211.3	180.2	463.8	820.9	183.9	177.5	160.7	187.7	62.4	62.0	62.4	61.4	230.10	30.31	6974.33
2006/11/14	19:44:00	1197.1	887.6	188.0	249.7	211.2	180.5	464.5	828.0	183.7	177.3	160.5	187.7	63.0	61.5	62.3	61.2	230.10	30.35	6983.54
2006/11/14	19:45:00	1197.4	890.7	188.0	249.7	211.0	180.4	464.0	827.5	184.4	177.5	160.7	187.7	62.2	62.3	62.6	62.6	230.10	30.35	6983.54
2006/11/14	19:46:00	1197.4	889.5	188.2	250.5	211.2	180.4	463.7	837.6	184.0	177.5	160.9	187.9	62.2	61.8	62.6	61.8	230.10	30.34	6981.23
2006/11/14	19:47:00	1197.7	890.9	188.2	250.4	211.4	180.7	464.3	831.0	184.0	177.7	161.0	187.9	61.4	61.1	62.6	61.1	230.00	30.35	6980.50
2006/11/14	19:48:00	1197.7	888.9	188.5	250.8	210.5	180.5	464.3	826.2	184.5	177.8	160.9	188.0	61.5	61.5	62.3	60.9	229.90	30.32	6973.60
2006/11/14	19:49:00	1197.0	886.6	188.5	250.7	211.8	180.5	463.4	859.3	184.5	178.0	161.0	188.0	61.3	62.2	62.6	62.0	229.90	30.32	6973.60
2006/11/14	19:50:00	1197.3	888.6	188.5	250.7	211.5	180.5	464.5	850.2	184.9	178.0	161.0	188.0	61.8	62.4	62.2	61.8	229.90	30.32	6972.87
2006/11/14	19:51:00	1197.7	890.1	188.5	249.7	211.0	180.7	465.3	870.7	184.7	178.0	161.0	188.0	62.6	61.2	62.2	61.9	227.80	30.20	6879.56
2006/11/14	19:52:00	1197.1	889.8	188.5	251.6	210.9	180.5	465.6	844.5	183.7	177.8	161.2	188.0	62.6	60.8	62.3	60.6	229.00	30.20	6932.57
2006/11/14	19:53:00	1197.4	886.6	188.5	249.9	210.1	180.0	464.3	865.8	184.0	177.8	161.0	188.2	61.3	60.8	61.8	60.6	230.00	30.32	6973.60
2006/11/14	19:54:00	1197.6	891.0	188.7	251.0	210.5	180.2	464.3	870.4	184.0	178.0	161.3	188.2	61.3	60.4	61.7	60.6	230.00	30.32	6975.90
2006/11/14	19:55:00	1198.4	891.1	188.7	251.2	211.2	180.5	466.1	893.8	183.7	177.8	161.2	188.2	62.1	60.6	62.2	60.4	229.20	30.21	6924.13
2006/11/14	19:56:00	1197.8	889.5	188.5	250.7	211.5	180.7	465.6	862.8	183.9	177.7	161.2	188.2	62.3	62.1	61.8	60.2	229.90	30.31	6968.27
2006/11/14	19:57:00	1197.6	890.6	188.7	250.7	210.5	181.0	465.5	854.4	184.4	177.8	161.2	188.2	62.8	61.2	62.1	60.6	229.80	30.32	6967.54
2006/11/14	19:58:00	1199.4	887.2	188.7	248.9	211.1	180.7	465.0	879.7	184.0	177.8	161.2	188.2	62.0	60.8	62.0	60.6	230.00	30.32	6978.20
2006/11/14	19:59:00	1197.6	892.4	188.7	251.2	211.7	181.0	465.8	861.7	184.2	177.8	161.4	188.2	62.8	61.0	61.8	60.9	229.90	30.32	6973.60
2006/11/14	20:00:00	1197.8	889.4	188.9	250.8	211.8	181.0	465.8	880.0	185.0	177.8	161.3	188.4	62.1	61.8	62.6	61.2	229.90	30.33	6975.90
2006/11/14	20:01:00	1198.4	890.1	189.0	249.9	212.7	180.9	464.5	890.0	185.2	178.3	161.5	188.5	62.0	61.9	62.6	61.8	230.00	30.33	6981.97
2006/11/14	20:02:00	1198.6	889.1	189.0	250.2	212.2	181.2	465.3	888.6	185.4	178.7	161.5	188.5	62.0	61.9	62.8	62.0	230.10	30.34	6981.23
2006/11/14	20:03:00	1198.7	889.7	189.0	250.9	212.3	181.0	464.6	877.7	185.2	178.5	161.5	188.5	62.2	61.9	62.2	62.0	230.10	30.35	6983.54
2006/11/14	20:04:00	1198.7	890.2	189.0	251.4	211.5	181.2	465.8	886.8	185.2	178.5	161.7	188.5	62.4	61.8	62.3	61.8	230.10	30.35	6983.54
2006/11/14	20:05:00	1197.8	889.1	189.2	250.9	211.8	181.2	465.9	902.4	184.7	178.5	161.7	188.7	62.6	60.6	62.6	61.1	230.20	30.35	6986.57
2006/11/14	20:06:00	1197.9	890.5	189.2	251.5	211.6	181.5	464.5	887.3	185.2	178.5	161.8	188.7	62.4	61.5	62.4	61.4	230.10	30.35	6983.54
2006/11/14	20:07:00	1198.4	890.9	189.4	251.2	211.9	180.9	465.5	928.1	184.7	178.3	161.9	188.7	62.4	61.2	62.3	60.8	230.10	30.35	6983.54
2006/11/14	20:08:00	1198.1	892.1	189.4	249.9	210.9	181.4	465.0	886.2	185.0	178.3	161.8	188.9	62.3	61.6	61.7	60.8	230.10	30.35	6985.84
2006/11/14	20:09:00	1197.9	891.6	189.5	251.0	212.4	181.9	465.6	908.2	185.0	178.5	162.0	188.9	62.6	61.6	62.6	60.9	230.10	30.35	6983.54
2006/11/14	20:10:00	1198.1	888.7	189.5	250.7	211.8	181.0	465.3	895.6	184.5	178.2	162.1	189.0	62.6	61.1	62.3	60.2	230.10	30.34	6981.23
2006/11/14	20:11:00	1198.1	884.9	189.5	251.6	211.2	181.0	465.4	920.0	184.9	178.0	161.9	189.0	62.0	60.9	62.2	60.1	230.10	30.35	6983.54
2006/11/14	20:12:00	1198.4	888.4	189.7	250.2	211.9	181.5	464.9	918.7	185.0	178.7	162.1	189.0	62.3	61.8	62.1	60.4	230.10	30.34	6981.23
2006/11/14	20:13:00	1198.0	891.1	189.7	251.3	211.4	181.7	466.4	895.9	185.0	178.8	162.2	189.0	62.3	60.6	62.2	60.8	230.10	30.35	6983.54
2006/11/14	20:14:00	1197.4	891.6	189.7	250.9	210.8	182.0	465.5	908.2	185.2	178.7	162.2	189.0	62.0	60.8	62.3	60.6	230.10	30.35	6983.54
2006/11/14	20:15:00	1198.5	892.9	189.7	251.2	211.4	181.9	467.4	916.4	184.7	178.7	162.4	189.0	61.8	60.4	62.3	60.6	230.10	30.35	6983.54
2006/11/14	20:16:00	1198.7	891.9	190.0	251.2	211.6	181.7	466.6	927.8	185.2	178.7	162.3	189.2	61.9	60.4	62.1	60.4	230.10	30.35	6983.54
2006/11/14	20:17:00	1198.3	887.6	190.0	251.4	211.9	181.9	467.2	908.4	185.0	178.7	162.4	189.2	62.1	60.0	62.1	60.4	230.10	30.35	6983.54
2006/11/14	20:18:00	1198.4	885.9	190.0	251.5	212.3	181.7	466.9	923.8	185.4	179.0	162.3	189.2	62.1	60.1	62.4	60.9	230.10	30.35	6983.54
2006/11/14	20:19:00	1198.1	887.8	190.2	251.4															

Heat Rise Test 1st Run

Date	Time	TC1	TC2	TC3	TC4	TC5	TC6	TC7	TC8	TC9	TC10	TC11	TC12	TC13	TC14	TC15	TC16	VDC	Amps	Watts
2006/11/14	20:21:00	1199.1	890.8	190.2	252.3	212.2	182.2	467.7	923.6	185.5	179.0	162.5	189.4	62.1	59.8	62.4	60.6	230.20	30.35	6986.57
2006/11/14	20:22:00	1198.4	891.9	190.2	251.6	211.8	182.2	467.3	930.0	185.5	179.0	162.6	189.4	62.0	59.8	62.6	60.6	230.10	30.35	6985.84
2006/11/14	20:23:00	1199.1	890.8	190.5	251.2	212.4	182.0	468.0	930.9	185.7	179.0	162.6	189.4	61.9	60.1	62.3	60.8	230.10	30.35	6983.54
2006/11/14	20:24:00	1199.1	892.2	190.5	251.6	212.3	182.2	467.8	943.7	185.9	179.0	162.7	189.5	62.1	59.7	62.3	60.9	230.10	30.35	6983.54
2006/11/14	20:25:00	1199.9	889.1	190.5	251.3	212.7	182.0	467.8	955.7	185.7	179.2	162.7	189.5	62.2	60.0	62.3	61.1	230.10	30.35	6983.54
2006/11/14	20:26:00	1199.9	887.4	190.4	250.4	212.2	182.0	467.0	958.3	185.7	179.2	162.7	189.5	62.2	60.1	62.4	60.6	230.10	30.35	6983.54
2006/11/14	20:27:00	1198.6	888.0	190.7	250.4	212.8	182.5	467.4	942.7	185.7	179.2	163.0	189.7	61.9	60.4	62.1	60.4	230.10	30.35	6985.84
2006/11/14	20:28:00	1198.6	889.6	190.7	252.3	213.1	182.7	465.0	919.9	186.0	179.2	163.0	189.7	61.9	60.8	62.1	60.2	230.10	30.35	6983.54
2006/11/14	20:29:00	1199.5	892.6	190.7	251.2	213.1	183.0	465.9	958.3	186.5	179.7	163.0	189.7	62.1	61.4	61.8	61.0	230.10	30.35	6983.54
2006/11/14	20:30:00	1199.4	891.6	190.9	251.4	212.9	183.2	468.5	961.9	186.7	179.7	163.0	189.9	62.2	61.5	62.3	61.3	230.10	30.35	6985.84
2006/11/14	20:31:00	1199.9	891.0	191.0	252.0	212.8	183.0	468.3	930.8	186.5	179.7	163.0	189.9	62.6	61.5	62.0	61.0	230.10	30.35	6983.54
2006/11/14	20:32:00	1199.6	891.4	191.0	251.2	213.5	183.2	466.4	933.7	187.0	180.0	163.1	189.9	62.4	61.8	62.3	61.4	230.10	30.35	6985.84
2006/11/14	20:33:00	1199.8	892.6	191.0	251.7	213.2	183.2	468.1	928.6	187.0	180.2	163.2	190.0	63.2	61.6	62.6	61.9	230.10	30.35	6985.84
2006/11/14	20:34:00	1199.0	894.8	191.0	252.5	213.2	183.2	466.4	916.9	186.9	180.2	163.3	190.0	62.6	61.8	62.0	61.8	230.10	30.35	6983.54
2006/11/14	20:35:00	1199.4	890.9	191.0	251.6	213.0	183.2	468.0	938.6	187.0	180.2	163.3	190.0	62.6	61.5	62.1	61.5	230.10	30.35	6983.54
2006/11/14	20:36:00	1199.2	892.4	191.2	252.5	213.7	183.5	466.6	927.6	187.2	180.2	163.3	190.0	62.8	61.6	62.8	61.5	230.10	30.35	6985.84
2006/11/14	20:37:00	1198.7	890.6	191.2	251.8	213.4	183.2	467.2	920.1	186.4	180.2	163.5	190.0	62.1	60.6	62.8	61.1	230.10	30.34	6981.23
2006/11/14	20:38:00	1199.4	890.6	191.2	251.9	212.5	183.2	467.7	951.6	186.2	179.9	163.6	190.0	61.9	60.4	62.2	60.4	230.00	30.34	6978.20
2006/11/14	20:39:00	1199.9	889.7	191.4	252.6	213.2	183.5	468.3	940.7	187.0	180.0	163.6	190.2	62.1	60.6	62.3	60.4	230.10	30.35	6983.54
2006/11/14	20:40:00	1199.6	893.3	191.4	251.9	213.2	183.2	467.7	953.4	186.0	180.0	163.6	190.2	61.9	60.6	62.0	60.1	230.00	30.35	6980.50
2006/11/14	20:41:00	1200.4	891.6	191.2	252.0	212.9	183.0	469.4	957.6	186.4	180.0	163.6	190.2	61.8	60.4	61.8	59.9	230.10	30.34	6981.23
2006/11/14	20:42:00	1200.4	892.9	191.5	252.2	212.7	183.0	468.3	967.1	186.7	180.2	163.6	190.2	61.6	61.1	61.8	60.4	230.10	30.35	6983.54
2006/11/14	20:43:00	1200.7	893.4	191.5	252.0	213.4	183.5	468.9	960.4	187.0	180.2	163.6	190.2	61.9	61.0	61.8	60.8	230.10	30.33	6981.97
2006/11/14	20:44:00	1200.1	890.9	191.7	252.3	213.2	183.7	469.3	966.0	187.0	180.7	163.8	190.2	62.2	60.0	62.6	61.0	230.10	30.32	6976.63
2006/11/14	20:45:00	1199.9	889.1	191.7	252.3	211.8	183.7	469.1	998.0	187.0	180.5	163.8	190.4	61.1	60.4	61.2	60.8	230.10	30.34	6981.23
2006/11/14	20:46:00	1200.9	892.4	191.7	251.8	212.1	183.5	469.2	991.8	187.0	180.5	163.8	190.4	61.8	61.4	61.3	60.9	230.10	30.35	6983.54
2006/11/14	20:47:00	1200.9	893.5	191.7	252.7	213.2	184.0	468.8	983.3	187.7	180.7	163.8	190.5	63.3	62.1	61.7	61.1	229.80	30.30	6965.97
2006/11/14	20:48:00	1200.1	894.5	191.9	251.9	212.8	184.0	469.6	999.6	187.5	180.9	164.0	190.5	63.2	61.8	62.4	61.9	230.00	30.33	6975.90
2006/11/14	20:49:00	1200.7	894.6	192.0	251.4	212.9	184.2	469.8	990.6	187.4	180.7	164.1	190.5	62.6	61.0	62.3	61.2	229.80	30.30	6962.94
2006/11/14	20:50:00	1200.8	893.7	192.0	251.6	213.2	183.5	469.3	1000.5	187.0	180.7	164.1	190.5	62.6	60.9	62.4	60.6	229.70	30.30	6959.91
2006/11/14	20:51:00	1200.8	893.5	192.0	252.6	213.1	184.2	468.8	1002.6	187.0	180.5	164.1	190.7	62.1	61.0	61.5	60.4	229.90	30.34	6975.17
2006/11/14	20:52:00	1199.8	891.1	192.0	251.9	213.0	184.0	469.2	995.8	187.2	180.7	164.1	190.7	61.7	60.8	61.6	60.6	229.50	30.28	6949.26
2006/11/14	20:53:00	1199.7	890.2	192.2	252.4	214.0	184.2	469.9	983.6	188.0	181.2	164.1	190.7	62.4	61.7	62.3	61.7	229.10	30.20	6918.82
2006/11/14	20:54:00	1199.7	895.4	192.2	252.1	213.7	184.4	470.1	969.6	187.9	180.9	164.3	190.7	62.2	61.5	62.4	61.7	229.70	30.29	6964.50
2006/11/14	20:55:00	1199.6	890.7	192.2	251.9	213.9	184.0	469.3	982.3	188.0	181.0	164.3	190.7	62.3	61.3	62.3	61.1	230.00	30.34	6978.20
2006/11/14	20:56:00	1200.2	890.1	192.2	252.2	213.2	184.2	470.0	968.8	188.4	181.4	164.3	190.9	61.7	62.0	62.2	61.3	229.60	30.30	6956.88
2006/11/14	20:57:00	1200.6	889.7	192.4	253.4	212.7	183.4	469.2	977.9	187.2	181.0	164.4	190.9	61.1	60.2	62.4	60.4	229.20	30.14	6911.10
2006/11/14	20:58:00	1200.4	890.0	192.4	252.3	213.2	183.5	470.2	966.3	187.4	181.0	164.4	191.0	61.1	59.8	62.0	60.4	228.90	30.22	6917.36
2006/11/14	20:59:00	1200.9	893.7	192.4	252.2	212.9	184.2	469.4	990.0	187.0	181.0	164.5	191.0	61.9	60.4	62.3	60.6	230.00	30.29	6978.82
2006/11/14	21:00:00	1201.5	894.8	192.5	252.8	213.2	184.2	470.4	986.1	187.7	181.0	164.6	191.0	61.8	60.8	62.3	60.6	229.70	30.17	6945.13
2006/11/14	21:01:00	1200.8	893.0	192.5	252.5	213.0	184.5	470.5	976.2	188.7	181.5	164.6	191.0	62.0	62.1	62.2	61.7	230.00	30.34	6978.20
2006/11/14	21:02:00	1200.1	893.1	192.5	253.6	213.9	184.5	469.1	977.0	188.5	181.7	164.6	191.0	62.2	61.4	61.7	61.9	229.90	30.31	6974.33
2006/11/14	21:03:00	1201.1	893.7	192.7	252.0	214.2	184.5	470.5	1014.8	188.5	181.7	164.7	191.2	61.9	61.7	61.8	61.8	230.00	30.29	6969.73
2006/11/14	21:04:00	1200.4	889.8	192.7	253.4	214.0	185.0	468.9	989.2	188.0	181.7	164.8	191.2	61.7	61.1	61.8	61.5	229.90	30.31	6974.33
2006/11/14	21:05:00	1200.2	891.8	192.9	253.4	213.2	184.9	470.7	1020.2	188.0	181.7	164.8	191.2	62.6	61.2	62.4	61.2	229.70	30.29	6957.61
2006/11/14	21:06:00	1200.4	892.9	192.7	253.7	214.5	185.0	468.0	1021.3	188.5	181.9	164.9	191.4	62.2	61.7	62.6	61.3	229.60	30.31	6966.06
2006/11/14	21:07:00	1200.5	892.2	193.0	252.6	214.5	185.0	470.0	1007.7	189.4	182.4	164.8	191.5	62.1	62.4	62.8	62.3	229.80	30.33	6972.13
2006/11/14	21:08:00	1201.4	891.9	193.2	252.5	214.7	185.2	469.0	1014.7	188.7	182.5	164.9	191.5	62.0	62.2	62.6	62.0	229.90	30.30	6970.57
2006/11/14	21:09:00	1201.5	893.9	193.2	254.1	213.9	185.0	471.0	1000.3	189.0	182.2	165.2	191.5	62.3	61.8	62.8	61.7	229.90	30.29	6963.67
2006/11/14	21:10:00	1201.1	893.9	193.2	253.0	214.2	184.9	471.3	987.5	188.9	182.4	165.3	191.7	62.3	61.5	61.9	61.3	229.90	30.32	6972.87
2006/11/14	21:11:00	1201.6	893.9	193.0	253.6	214.1	185.2	469.3	991.6	189.5	182.5	165.2	191.7	61.9	60.9	61.9	61.8	229.10	30.16	6909.66
2006/11/14	21:12:00	1201.6	891.9	193.2	252.8	214.0	185.2	469.7	1011.0	189.0	182.5	165.2	191.7	61.9	61.1	62.6	61.6	229.90	30.28	6961.37
2006/11/14	21:13:00	1200.9	894.3	193.4	253.9	214.7	185.2	471.5	990.8	189.9	182.9	165.3	191.7	62.2	61.9	63.0	62.2	228.90	30.20	6912.78
2006/11/14	21:14:00	1201.1	893.4	193.5	253.4	214.4	185.4	471.2	986.3	189.4	182.7	165.4	191.7	62.4	61.7	62.4	62.0	230.00	30.33	6978.20
2006/11/14	21:15:00	1202.5	894.5	193.5	253.6	214.1	185.4	470.5												

Heat Rise Test 1st Run

Date	Time	TC1	TC2	TC3	TC4	TC5	TC6	TC7	TC8	TC9	TC10	TC11	TC12	TC13	TC14	TC15	TC16	VDC	Amps	Watts
2006/11/14	21:17:00	1201.1	895.4	193.7	253.8	214.9	185.7	469.5	999.1	189.4	182.7	165.7	191.9	62.3	61.5	62.8	61.3	229.60	30.29	6954.58
2006/11/14	21:18:00	1200.9	892.5	193.7	253.2	214.6	185.5	469.6	1010.1	189.4	182.7	165.8	191.9	62.6	61.6	63.0	61.1	229.60	30.25	6945.40
2006/11/14	21:19:00	1201.3	894.6	193.7	253.0	214.7	185.7	471.5	990.0	189.4	182.7	165.9	192.0	61.9	62.1	62.8	61.2	229.90	30.29	6969.73
2006/11/14	21:20:00	1201.9	893.8	193.9	253.0	214.6	185.2	469.6	954.1	189.5	182.7	165.8	192.0	61.8	62.1	62.3	61.7	229.60	30.27	6952.29
2006/11/14	21:21:00	1201.2	896.7	194.0	253.6	214.7	186.2	473.2	927.3	189.9	183.0	165.8	192.0	62.6	62.1	62.8	61.7	229.90	30.32	6973.60
2006/11/14	21:22:00	1200.6	894.9	194.0	253.8	214.7	186.0	472.0	916.0	189.2	182.7	165.9	192.0	62.4	60.6	62.3	60.6	229.70	30.27	6957.61
2006/11/14	21:23:00	1201.1	893.4	194.0	253.5	214.4	185.5	470.8	915.7	189.2	182.7	165.9	192.2	61.9	59.7	62.2	60.4	229.50	30.27	6946.97
2006/11/14	21:24:00	1201.3	893.4	194.0	253.4	214.0	185.5	471.3	887.2	189.0	182.5	166.0	192.2	62.1	60.0	62.4	60.4	229.80	30.26	6953.75
2006/11/14	21:25:00	1202.2	892.6	194.2	252.8	214.5	185.7	472.0	887.2	189.2	182.7	166.0	192.2	62.0	60.0	62.4	60.6	229.90	30.33	6975.17
2006/11/14	21:26:00	1201.9	893.9	194.0	253.3	214.2	185.7	470.8	900.1	188.9	182.5	166.0	192.2	62.3	60.4	62.6	60.4	229.50	30.26	6947.70
2006/11/14	21:27:00	1202.7	893.1	194.2	253.1	213.6	185.9	472.6	901.1	189.0	182.7	166.1	192.4	61.8	60.6	62.2	60.1	229.90	30.31	6977.36
2006/11/14	21:28:00	1202.6	894.1	194.2	253.2	214.0	186.0	471.8	900.2	189.5	182.7	166.1	192.4	61.7	60.6	62.3	60.6	229.70	30.32	6964.50
2006/11/14	21:29:00	1202.4	892.7	194.2	254.3	214.5	185.7	471.6	891.1	189.5	182.7	166.0	192.4	62.1	59.8	62.4	60.9	229.30	30.28	6943.20
2006/11/14	21:30:00	1201.9	892.4	194.2	253.9	214.7	185.7	471.0	887.3	189.2	182.7	166.1	192.5	62.4	59.7	62.3	60.6	229.20	29.97	6869.12
2006/11/14	21:31:00	1202.0	891.9	194.5	253.6	213.9	185.7	472.2	887.3	189.0	182.7	166.1	192.5	62.2	60.2	62.2	60.6	230.00	30.34	6978.20
2006/11/14	21:32:00	1202.3	890.9	194.5	253.8	214.2	185.7	471.5	900.0	189.2	182.5	166.1	192.5	62.0	60.0	61.8	60.6	229.90	30.31	6968.27
2006/11/14	21:33:00	1201.8	893.0	194.5	254.1	214.2	186.0	471.8	889.6	189.5	182.5	166.1	192.5	62.3	59.9	62.2	60.6	228.70	30.21	6921.11
2006/11/14	21:34:00	1201.8	894.4	194.5	254.0	214.4	186.2	471.8	883.6	189.7	182.9	166.1	192.5	62.4	60.1	62.3	60.6	229.90	30.33	6972.87
2006/11/14	21:35:00	1202.0	893.9	194.7	253.3	214.2	186.2	473.1	879.7	189.7	182.9	166.2	192.5	61.9	60.4	62.3	60.4	229.90	30.32	6970.57
2006/11/14	21:36:00	1202.5	894.2	194.7	254.1	214.4	186.0	472.4	914.4	189.5	182.9	166.2	192.5	62.1	60.4	62.6	60.8	230.20	30.35	6986.57
2006/11/14	21:37:00	1202.3	894.4	194.7	254.3	214.0	186.0	472.0	914.4	190.0	182.7	166.2	192.7	61.9	60.4	62.3	60.9	230.00	30.34	6980.50
2006/11/14	21:38:00	1201.9	892.7	195.0	253.2	214.0	186.2	472.4	912.0	189.7	183.0	166.4	192.7	62.3	60.6	62.3	60.6	229.20	30.20	6935.59
2006/11/14	21:39:00	1202.0	895.9	195.0	254.1	215.0	186.4	472.5	904.0	190.0	183.2	166.5	192.7	62.3	60.4	62.6	61.2	230.00	30.34	6978.20
2006/11/14	21:40:00	1201.9	896.8	195.0	254.5	214.7	186.5	472.4	915.7	189.9	183.0	166.6	192.9	62.6	59.6	62.3	60.9	230.10	30.34	6984.27
2006/11/14	21:41:00	1201.8	893.7	195.0	255.2	214.5	186.2	473.6	910.6	190.2	183.2	166.6	192.9	62.3	60.1	62.3	60.8	230.10	30.35	6985.84
2006/11/14	21:42:00	1201.6	894.1	195.0	254.0	214.7	186.4	472.7	925.1	190.0	183.2	166.7	193.0	62.6	60.4	62.6	60.9	230.00	30.35	6980.50
2006/11/14	21:43:00	1202.6	893.6	194.9	253.7	214.7	186.5	472.2	930.3	190.0	183.2	166.7	193.0	62.6	59.9	62.4	61.0	229.30	30.23	6931.74
2006/11/14	21:44:00	1202.7	894.9	195.2	253.7	215.1	186.5	474.1	909.8	189.9	183.4	166.8	193.0	62.3	59.9	62.0	60.6	229.70	30.27	6953.02
2006/11/14	21:45:00	1202.5	896.0	195.2	254.0	214.9	186.7	473.1	924.4	189.9	183.2	166.8	193.0	62.0	59.9	62.4	60.8	230.10	30.33	6981.23
2006/11/14	21:46:00	1202.4	896.1	195.0	254.9	214.7	187.0	472.4	915.2	190.0	183.2	166.8	193.0	61.8	60.2	62.0	60.4	230.00	30.34	6978.20
2006/11/14	21:47:00	1202.2	898.1	195.4	254.8	214.9	186.7	472.2	917.4	190.2	183.4	166.9	193.0	61.9	59.8	62.2	60.4	230.10	30.35	6983.54
2006/11/14	21:48:00	1202.4	893.6	195.4	254.7	215.0	186.7	472.0	911.5	190.0	183.5	166.9	193.2	62.2	59.9	62.1	60.2	230.10	30.32	6981.23
2006/11/14	21:49:00	1202.1	896.9	195.5	254.7	215.0	186.4	473.6	939.1	190.0	183.4	166.9	193.2	62.0	59.8	62.1	60.2	230.10	30.32	6976.63
2006/11/14	21:50:00	1202.3	896.6	195.5	255.1	215.2	187.0	472.2	929.5	190.5	183.5	166.9	193.2	62.3	60.2	62.6	60.9	230.10	30.33	6981.97
2006/11/14	21:51:00	1202.0	896.3	195.5	254.8	215.0	187.0	472.4	921.9	190.2	183.7	167.0	193.2	62.3	60.6	62.3	60.6	230.00	30.34	6980.50
2006/11/14	21:52:00	1202.5	894.3	195.5	254.8	214.7	187.4	474.5	946.1	190.5	183.5	167.0	193.4	62.0	60.0	62.3	60.4	230.10	30.34	6981.23
2006/11/14	21:53:00	1202.0	895.1	195.5	255.6	215.1	187.2	474.5	919.0	190.2	183.5	167.2	193.4	62.1	60.1	62.4	60.4	230.10	30.35	6983.54
2006/11/14	21:54:00	1202.9	895.2	195.9	255.7	215.2	187.2	474.7	950.3	190.5	183.7	167.2	193.5	61.9	60.4	62.3	60.4	230.10	30.35	6983.54
2006/11/14	21:55:00	1202.9	894.9	196.0	254.8	215.5	187.4	473.5	960.1	190.7	183.9	167.4	193.5	62.2	59.9	62.2	60.6	230.10	30.35	6985.84
2006/11/14	21:56:00	1203.0	893.1	196.0	254.5	215.5	187.5	475.2	939.8	190.5	183.9	167.4	193.5	61.9	59.9	62.3	60.6	230.00	30.35	6980.50
2006/11/14	21:57:00	1202.3	893.4	196.0	255.2	215.5	187.2	475.5	953.7	190.7	183.9	167.4	193.7	61.9	59.5	62.3	60.4	229.50	30.13	6914.84
2006/11/14	21:58:00	1203.1	895.6	196.2	255.6	215.4	187.9	473.7	953.8	190.9	183.9	167.4	193.7	62.3	60.1	62.6	60.8	230.00	30.33	6975.90
2006/11/14	21:59:00	1202.7	896.2	196.0	255.1	215.7	187.7	474.1	955.4	191.0	184.0	167.4	193.7	62.4	59.5	62.6	60.9	230.10	30.35	6983.54
2006/11/14	22:00:00	1203.2	895.7	196.2	254.4	215.9	187.5	471.7	968.9	190.7	184.0	167.5	193.7	61.9	60.0	62.2	60.4	230.10	30.35	6983.54
2006/11/14	22:01:00	1203.3	897.2	196.2	253.9	215.5	187.2	474.1	955.7	191.0	184.0	167.5	193.7	62.0	60.0	62.2	60.6	229.90	30.33	6975.90
2006/11/14	22:02:00	1203.0	899.4	196.2	255.3	215.9	188.0	472.4	954.3	191.2	184.4	167.6	193.7	62.0	60.6	62.3	60.9	229.60	30.23	6940.81
2006/11/14	22:03:00	1202.7	897.1	196.4	255.4	216.5	188.2	474.7	948.8	191.0	184.2	167.6	193.7	62.1	61.8	62.6	60.6	228.20	30.15	6880.23
2006/11/14	22:04:00	1203.3	896.2	196.4	255.7	216.5	188.2	472.8	944.1	191.4	184.5	167.7	193.9	62.6	61.9	62.8	61.5	230.10	30.34	6983.54
2006/11/14	22:05:00	1203.3	894.3	196.5	253.7	216.4	188.0	475.0	961.9	191.5	184.0	167.7	193.9	62.6	61.8	62.8	60.9	229.90	30.32	6970.57
2006/11/14	22:06:00	1204.3	893.5	196.5	254.7	215.7	188.4	474.7	965.8	190.7	184.2	167.7	193.9	62.8	61.9	62.8	60.1	229.50	30.27	6946.97
2006/11/14	22:07:00	1204.0	894.5	196.4	254.2	214.6	187.9	472.5	963.8	190.9	184.2	167.9	194.0	62.4	60.6	61.1	60.1	229.70	30.29	6957.61
2006/11/14	22:08:00	1203.6	899.0	196.5	254.3	214.9	188.5	475.0	969.1	191.5	184.5	167.9	194.0	62.2	61.2	61.1	60.4	230.10	30.34	6981.23
2006/11/14	22:09:00	1203.6	896.4	196.7	254.7	215.7	188.2	473.6	986.6	191.5	184.4	167.9	194.0	62.1	59.5	62.6	60.4	230.10	30.35	6983.54
2006/11/14	22:10:00	1203.3	895.6	196.5	254.7	215.7	188.2	473.4	973.1	191.2	184.2	167.9	194.0	62.1	59.5	62.4	60.4	229.50	30.25	6942.38
2006/11/14	22:11:00	1203.2	898.9	196.7	255.4	216.0	188.4	475.6	989.1											

Heat Rise Test 1st Run

Date	Time	TC1	TC2	TC3	TC4	TC5	TC6	TC7	TC8	TC9	TC10	TC11	TC12	TC13	TC14	TC15	TC16	VDC	Amps	Watts
2006/11/14	22:13:00	1203.8	894.4	196.7	255.1	215.5	188.0	475.5	994.5	190.9	184.2	168.1	194.2	62.2	59.8	62.1	60.8	229.50	30.30	6953.85
2006/11/14	22:14:00	1203.0	898.1	196.9	254.8	216.2	188.5	475.2	976.7	191.2	184.4	168.1	194.2	62.4	61.0	62.4	60.6	230.10	30.34	6981.23
2006/11/14	22:15:00	1203.3	895.4	197.0	255.4	215.4	188.5	474.5	1001.1	191.2	184.5	168.1	194.2	62.0	60.2	62.0	60.4	229.80	30.29	6960.64
2006/11/14	22:16:00	1204.0	895.9	197.0	255.6	215.4	188.9	475.8	972.6	191.7	184.7	168.1	194.2	62.0	60.4	62.1	60.9	230.10	30.34	6981.23
2006/11/14	22:17:00	1203.9	894.6	197.0	255.4	215.9	188.0	475.3	996.6	191.4	184.5	168.1	194.4	62.3	60.4	62.4	60.8	229.40	30.29	6948.53
2006/11/14	22:18:00	1203.4	897.3	197.0	255.3	216.0	188.7	476.3	992.6	191.4	184.5	168.3	194.4	62.3	60.2	62.4	60.6	229.30	30.30	6947.79
2006/11/14	22:19:00	1203.6	897.6	197.2	254.9	215.7	188.9	475.2	994.5	191.7	184.7	168.2	194.4	62.0	60.1	62.3	60.4	228.70	30.19	6904.45
2006/11/14	22:20:00	1203.2	900.0	197.4	255.4	215.5	188.5	476.8	976.1	191.4	184.9	168.4	194.5	61.8	61.4	62.0	60.2	230.10	30.31	6977.36
2006/11/14	22:21:00	1203.2	894.5	197.2	255.4	215.7	188.7	476.0	999.6	191.4	185.0	168.4	194.5	61.9	60.2	62.3	60.2	229.60	30.28	6959.18
2006/11/14	22:22:00	1203.6	896.9	197.5	255.4	216.2	188.7	475.2	967.7	191.2	185.0	168.4	194.5	62.3	59.8	62.4	61.0	229.80	30.21	6954.34
2006/11/14	22:23:00	1203.4	896.7	197.2	255.4	215.9	188.4	476.8	1010.1	191.5	184.7	168.4	194.5	62.1	60.1	62.3	60.9	229.70	30.17	6936.08
2006/11/14	22:24:00	1204.1	897.9	197.5	254.6	216.2	188.9	475.8	1005.6	191.7	184.7	168.5	194.5	61.7	60.0	62.0	60.2	229.80	30.29	6960.64
2006/11/14	22:25:00	1204.0	895.6	197.5	255.9	216.4	189.0	475.6	1002.5	192.0	185.0	168.5	194.7	61.8	60.8	62.1	60.6	229.40	30.27	6943.94
2006/11/14	22:26:00	1203.9	894.3	197.7	256.9	216.5	189.2	475.6	991.1	192.0	185.0	168.6	194.7	62.1	60.1	62.4	60.6	230.00	30.33	6978.20
2006/11/14	22:27:00	1204.5	894.8	197.7	255.7	216.2	189.4	476.7	984.8	191.9	185.2	168.8	194.7	62.6	59.9	62.3	60.4	229.00	30.07	6908.93
2006/11/14	22:28:00	1203.8	899.3	197.7	256.1	216.5	189.7	476.0	994.8	192.5	185.5	168.8	194.9	62.4	60.1	62.6	60.9	229.70	30.30	6959.91
2006/11/14	22:29:00	1203.8	898.1	197.9	256.4	216.7	189.7	477.0	968.8	192.5	185.5	168.8	195.0	62.8	61.3	63.1	60.8	229.70	30.31	6965.24
2006/11/14	22:30:00	1204.4	898.3	197.9	256.9	216.0	189.7	476.8	990.6	193.2	185.7	168.8	195.0	62.4	62.1	62.8	61.6	229.90	30.20	6952.04
2006/11/14	22:31:00	1204.4	893.5	197.7	254.9	216.2	189.7	473.5	1016.0	193.2	185.9	168.9	195.0	62.1	61.4	61.9	61.7	229.80	30.29	6967.54
2006/11/14	22:32:00	1204.0	895.6	198.0	256.4	216.9	189.7	476.4	994.5	193.0	185.9	169.1	195.0	62.4	61.5	62.6	61.2	229.50	30.28	6949.26
2006/11/14	22:33:00	1203.9	898.1	198.0	256.4	216.7	189.9	477.9	1001.1	193.2	186.0	169.1	195.2	62.3	62.0	62.8	62.0	229.90	30.32	6970.57
2006/11/14	22:34:00	1203.4	893.4	198.0	255.4	216.5	189.9	476.8	993.7	192.2	186.0	169.0	195.2	62.0	61.9	62.0	60.8	229.90	30.29	6963.67
2006/11/14	22:35:00	1203.9	896.5	198.0	255.9	216.5	190.0	475.7	983.5	193.5	185.9	169.0	195.2	63.2	62.3	62.6	61.5	229.90	30.33	6972.87
2006/11/14	22:36:00	1204.1	895.6	198.0	255.6	217.2	189.7	476.0	869.7	193.4	186.2	169.1	195.2	63.2	62.6	61.9	61.8	229.80	30.31	6965.24
2006/11/14	22:37:00	1204.4	897.1	198.2	255.9	216.9	189.9	475.9	856.9	193.9	186.5	169.3	195.2	62.8	62.1	63.0	62.3	229.70	30.28	6955.32
2006/11/14	22:38:00	1204.4	898.1	198.2	256.9	216.9	190.2	476.5	845.7	193.7	186.5	169.4	195.4	62.6	61.9	63.1	61.7	229.80	30.28	6963.67
2006/11/14	22:39:00	1204.4	898.1	198.2	256.7	217.0	190.2	475.9	823.0	193.7	186.5	169.4	195.4	62.3	62.0	63.1	61.9	229.80	30.31	6965.24
2006/11/14	22:40:00	1204.4	900.6	198.5	255.9	216.9	190.2	475.0	823.1	193.7	186.2	169.5	195.4	62.8	61.3	63.1	61.5	229.60	30.27	6959.18
2006/11/14	22:41:00	1205.1	900.1	198.5	256.4	217.5	190.2	475.3	834.3	193.5	186.5	169.6	195.5	62.6	61.8	62.8	61.5	229.90	30.32	6972.87
2006/11/14	22:42:00	1204.7	900.2	198.5	256.5	217.0	190.2	477.1	811.0	193.5	186.7	169.8	195.5	62.3	62.8	62.8	61.4	229.50	30.25	6942.38
2006/11/14	22:43:00	1203.8	899.2	198.5	255.9	217.5	190.2	475.6	814.5	193.9	186.5	169.6	195.5	62.3	62.3	62.2	61.6	229.90	30.28	6967.43
2006/11/14	22:44:00	1204.1	900.1	198.5	257.0	217.8	190.4	475.6	827.4	193.9	186.7	169.8	195.5	62.2	62.6	62.8	61.5	229.30	30.26	6938.62
2006/11/14	22:45:00	1205.1	898.7	198.7	256.5	217.7	190.4	476.6	827.3	193.7	186.7	169.8	195.7	62.2	61.7	63.0	60.9	229.80	30.29	6963.67
2006/11/14	22:46:00	1205.0	895.1	198.7	256.2	216.7	190.2	475.3	822.6	193.4	186.7	169.8	195.7	62.4	60.2	62.3	60.6	228.60	30.19	6901.43
2006/11/14	22:47:00	1205.1	898.6	198.8	256.5	217.0	190.2	477.6	822.3	193.4	186.7	169.8	195.7	62.6	60.2	62.4	60.9	229.80	30.32	6967.54
2006/11/14	22:48:00	1204.7	896.7	199.0	256.5	216.2	190.4	477.2	827.0	193.9	187.0	169.9	195.7	61.4	60.2	62.1	60.6	229.70	30.29	6957.61
2006/11/14	22:49:00	1205.8	898.6	199.2	256.4	217.2	190.5	477.6	829.9	193.5	186.7	170.1	195.9	60.4	60.0	61.4	60.2	230.00	30.33	6975.90
2006/11/14	22:50:00	1204.4	898.4	199.0	256.9	217.2	190.5	478.3	835.0	194.2	187.0	170.0	195.9	60.8	61.0	61.7	60.8	229.50	30.24	6940.08
2006/11/14	22:51:00	1203.9	898.3	199.0	256.7	217.5	190.7	478.0	865.0	194.2	187.2	170.0	195.9	61.5	61.3	62.0	61.5	230.00	30.32	6973.60
2006/11/14	22:52:00	1204.8	896.6	199.0	255.9	216.2	190.2	478.7	832.3	194.2	187.2	170.1	196.0	62.0	61.5	62.0	61.3	229.90	30.26	6956.77
2006/11/14	22:53:00	1204.7	900.1	199.0	256.7	216.5	190.9	477.1	835.9	194.0	187.2	170.3	196.0	62.2	60.8	62.6	61.0	230.10	30.33	6981.23
2006/11/14	22:54:00	1204.7	897.9	199.2	257.2	217.8	190.7	479.0	845.4	194.0	187.2	170.3	196.0	62.4	61.6	62.4	61.3	230.00	30.34	6980.50
2006/11/14	22:55:00	1205.4	895.4	199.2	255.9	217.8	191.0	477.1	863.5	194.5	187.0	170.3	196.0	62.8	62.3	62.8	61.3	229.90	30.30	6965.97
2006/11/14	22:56:00	1205.4	898.9	199.2	256.2	217.0	191.2	478.3	850.7	193.9	187.0	170.3	196.0	62.6	62.3	63.0	61.2	229.90	30.33	6972.87
2006/11/14	22:57:00	1205.4	897.6	199.5	256.9	217.0	191.0	477.6	854.2	194.0	187.0	170.4	196.2	62.6	62.4	62.6	61.2	227.70	30.08	6849.22
2006/11/14	22:58:00	1205.4	897.0	199.3	256.4	218.0	191.0	477.1	857.4	194.7	187.5	170.4	196.2	62.4	62.4	62.2	61.8	230.00	30.34	6978.20
2006/11/14	22:59:00	1204.9	901.3	199.5	256.7	217.7	191.4	477.7	852.7	195.0	187.5	170.4	196.2	62.1	62.4	63.2	61.7	229.20	30.19	6919.55
2006/11/14	23:00:00	1205.1	899.0	199.7	256.7	218.0	191.0	477.7	859.5	195.0	187.7	170.4	196.2	62.1	63.0	62.8	62.2	229.20	30.21	6924.13
2006/11/14	23:01:00	1205.9	899.8	199.7	257.2	218.2	191.0	476.7	880.3	194.7	187.7	170.5	196.2	62.8	62.0	62.2	61.5	230.10	30.34	6983.54
2006/11/14	23:02:00	1205.2	897.8	199.7	257.4	218.0	191.2	478.8	861.4	195.2	187.9	170.6	196.4	62.4	62.6	62.6	61.9	229.60	30.33	6966.06
2006/11/14	23:03:00	1205.1	897.5	199.8	256.5	218.0	191.4	478.0	870.2	195.2	188.0	170.6	196.5	62.8	62.6	63.2	62.2	230.10	30.34	6981.23
2006/11/14	23:04:00	1205.4	899.0	200.0	256.9	217.3	191.0	476.8	882.4	194.2	187.9	170.8	196.5	62.4	60.8	63.0	61.3	227.30	29.89	6794.00
2006/11/14	23:05:00	1205.6	900.6	200.0	257.2	217.3	191.4	479.1	879.4	194.5	187.7	170.8	196.5	62.6	61.2	62.8	61.5	229.80	30.30	6962.94
2006/11/14	23:06:00	1205.4	898.6	200.0	257.4	217.2	191.5	477.7	858.0	194.2	187.9	170.9	196.5	62.6	61.0	63.4	61.1	230.10	30.35	6983.54
2006/11/14	23:07:00	1205.0	901.7	199.8	257.2	217.5	191.5	479.2												

Heat Rise Test 1st Run

Date	Time	TC1	TC2	TC3	TC4	TC5	TC6	TC7	TC8	TC9	TC10	TC11	TC12	TC13	TC14	TC15	TC16	VDC	Amps	Watts
2006/11/14	23:09:00	1205.9	899.4	200.2	257.2	217.0	191.0	479.0	874.9	194.5	187.7	170.9	196.7	61.6	60.4	62.0	60.4	230.20	30.35	6986.57
2006/11/14	23:10:00	1205.8	899.4	200.2	256.2	217.7	191.4	478.2	882.2	194.7	187.9	171.0	196.7	62.1	60.2	62.0	61.2	230.20	30.35	6986.57
2006/11/14	23:11:00	1204.5	898.4	200.3	256.7	217.2	191.5	479.9	871.9	194.4	187.9	170.9	196.7	61.7	60.6	62.3	60.6	230.10	30.35	6983.54
2006/11/14	23:12:00	1205.6	902.0	200.2	256.9	217.2	191.2	479.1	875.4	194.2	187.7	171.0	196.9	62.1	60.1	62.0	60.4	230.10	30.33	6981.97
2006/11/14	23:13:00	1205.0	902.1	200.5	256.7	217.2	191.5	479.1	883.6	194.7	187.9	171.0	196.9	62.1	59.9	62.3	61.1	230.10	30.35	6983.54
2006/11/14	23:14:00	1206.3	895.6	200.2	256.2	217.5	191.0	478.5	886.2	194.5	187.7	171.0	197.0	62.4	60.4	62.2	60.9	230.20	30.35	6986.57
2006/11/14	23:15:00	1205.4	898.1	200.5	257.4	217.3	191.0	478.0	869.7	195.0	188.0	171.0	197.0	62.1	60.4	62.3	61.1	230.10	30.34	6983.54
2006/11/14	23:16:00	1205.4	896.3	200.5	256.7	217.5	191.9	478.7	893.1	194.7	188.0	171.0	197.0	62.3	60.8	62.0	61.3	230.10	30.35	6983.54
2006/11/14	23:17:00	1205.4	898.1	200.5	256.2	218.5	192.0	479.2	875.6	194.9	188.2	171.3	197.0	62.6	61.2	62.8	60.6	230.10	30.34	6983.54
2006/11/14	23:18:00	1205.1	897.2	200.5	256.7	218.2	192.0	478.0	865.7	194.7	188.2	171.3	197.0	62.8	61.1	62.6	60.4	230.10	30.35	6983.54
2006/11/14	23:19:00	1205.2	902.1	200.7	257.4	216.9	191.9	480.1	897.9	194.5	188.2	171.3	197.0	62.2	60.6	62.3	60.1	229.90	30.33	6972.87
2006/11/14	23:20:00	1204.9	900.2	200.7	257.4	217.7	191.7	479.3	888.9	194.5	187.9	171.3	197.0	61.8	59.9	62.0	60.2	230.20	30.35	6986.57
2006/11/14	23:21:00	1204.7	901.4	201.0	258.2	217.0	192.0	479.9	874.3	194.9	188.2	171.3	197.0	61.9	60.1	62.0	60.4	229.90	30.32	6970.57
2006/11/14	23:22:00	1204.5	900.8	201.0	258.9	217.2	192.0	479.4	915.9	194.9	188.4	171.3	197.2	62.3	61.2	62.3	60.8	230.20	30.35	6986.57
2006/11/14	23:23:00	1206.2	899.5	200.8	257.9	218.7	192.0	479.8	903.5	195.0	188.5	171.5	197.2	62.6	61.1	62.2	60.4	230.10	30.35	6983.54
2006/11/14	23:24:00	1206.1	900.2	200.8	257.7	219.0	192.0	479.1	896.2	195.4	188.4	171.5	197.2	62.8	61.2	62.6	60.4	230.10	30.35	6983.54
2006/11/14	23:25:00	1205.7	899.2	200.8	257.9	218.7	192.0	481.0	909.2	195.0	188.4	171.6	197.2	62.6	60.6	62.2	60.4	230.20	30.35	6986.57
2006/11/14	23:26:00	1205.4	897.1	201.2	257.5	218.3	192.4	481.5	883.4	195.2	188.5	171.6	197.2	62.2	60.4	62.2	60.4	230.10	30.34	6981.23
2006/11/14	23:27:00	1205.9	899.9	201.2	257.9	218.3	192.2	479.5	910.4	195.2	188.5	171.6	197.4	62.6	60.6	62.6	60.4	230.20	30.35	6986.57
2006/11/14	23:28:00	1206.3	901.9	201.2	258.2	219.1	192.5	480.4	899.6	195.5	188.4	171.8	197.5	62.8	61.2	63.0	60.8	230.10	30.34	6983.54
2006/11/14	23:29:00	1205.8	899.3	201.2	257.2	218.3	192.2	479.8	888.4	195.5	188.5	171.8	197.5	62.4	60.1	62.6	60.4	230.20	30.35	6986.57
2006/11/14	23:30:00	1206.6	901.0	201.2	257.9	218.2	192.2	481.2	924.9	195.2	188.4	171.8	197.5	62.3	59.6	62.4	60.4	230.10	30.34	6983.54
2006/11/14	23:31:00	1205.9	899.7	201.2	258.8	218.0	192.5	480.4	910.1	195.7	188.7	171.8	197.5	62.2	60.0	62.4	60.6	230.10	30.34	6983.54
2006/11/14	23:32:00	1205.5	898.1	201.2	257.9	218.3	192.5	480.8	927.4	195.7	188.5	171.8	197.5	62.0	60.1	62.3	60.9	229.90	30.33	6972.87
2006/11/14	23:33:00	1206.6	900.6	201.5	257.9	218.0	192.9	481.0	903.5	195.2	188.7	172.0	197.7	62.4	61.1	63.0	60.8	229.90	30.33	6972.87
2006/11/14	23:34:00	1206.5	899.0	201.7	257.2	218.8	192.7	480.5	931.9	195.5	188.5	172.0	197.7	62.6	61.5	62.8	60.4	230.10	30.35	6983.54
2006/11/14	23:35:00	1206.6	898.9	201.5	258.7	216.7	193.0	480.0	933.3	195.4	188.7	172.0	197.7	61.7	60.8	61.4	60.4	230.00	30.34	6978.20
2006/11/14	23:36:00	1206.8	898.3	201.5	257.7	218.0	192.9	478.2	943.8	195.7	188.9	172.0	197.7	62.1	61.1	62.0	60.4	230.10	30.33	6983.54
2006/11/14	23:37:00	1206.9	898.9	201.7	257.5	218.5	193.0	480.8	942.3	196.4	189.2	172.0	197.7	61.8	61.8	62.0	61.3	227.90	30.12	6864.35
2006/11/14	23:38:00	1206.4	902.5	201.7	257.9	218.7	193.2	481.1	940.1	196.5	189.4	172.0	197.7	62.3	61.9	62.6	61.4	230.00	30.32	6973.60
2006/11/14	23:39:00	1206.8	898.1	201.7	257.8	218.8	192.9	480.8	934.1	196.9	189.5	172.1	197.9	62.2	62.0	62.3	61.8	229.40	30.21	6936.22
2006/11/14	23:40:00	1206.6	902.2	201.7	258.0	218.5	192.5	480.3	906.6	196.4	189.5	172.3	197.9	61.9	61.5	62.1	61.0	230.10	30.34	6981.23
2006/11/14	23:41:00	1206.4	901.3	202.0	258.3	218.2	193.5	480.8	929.1	197.2	189.5	172.1	197.9	62.8	62.0	62.0	61.9	229.00	30.21	6918.09
2006/11/14	23:42:00	1207.1	900.6	202.0	258.2	219.3	193.4	480.2	944.6	196.5	189.7	172.3	197.9	62.4	61.8	63.4	62.1	230.10	30.34	6981.23
2006/11/14	23:43:00	1206.1	898.9	202.0	258.9	217.8	193.2	481.7	942.2	196.7	189.5	172.3	198.0	62.3	61.4	62.8	61.6	230.10	30.34	6983.54
2006/11/14	23:44:00	1206.2	899.5	202.2	258.7	218.5	193.2	481.0	945.2	195.7	189.5	172.5	198.0	62.1	61.8	62.8	60.4	230.00	30.33	6978.20
2006/11/14	23:45:00	1206.6	900.8	202.0	258.2	218.5	193.0	481.2	925.4	196.0	189.4	172.5	198.0	62.2	60.6	62.3	60.4	229.20	30.25	6933.30
2006/11/14	23:46:00	1206.8	899.2	202.2	258.0	218.2	192.9	480.6	927.5	196.0	189.2	172.5	198.0	62.1	60.0	62.3	60.4	229.20	30.25	6933.30
2006/11/14	23:47:00	1206.2	901.6	202.3	258.6	217.7	193.0	481.4	942.2	196.0	189.2	172.5	198.2	61.5	60.1	61.9	60.1	230.10	30.34	6983.54
2006/11/14	23:48:00	1206.6	900.0	202.2	258.5	218.0	193.0	482.2	942.2	196.2	189.5	172.6	198.2	61.7	60.0	62.4	60.2	230.10	30.25	6963.55
2006/11/14	23:49:00	1206.1	900.4	202.5	258.6	217.7	193.5	481.2	932.4	196.2	189.7	172.8	198.2	61.7	61.0	62.3	60.4	230.00	30.34	6978.20
2006/11/14	23:50:00	1206.1	900.4	202.5	257.9	219.0	193.5	482.2	918.9	196.7	189.5	172.8	198.2	62.3	61.3	62.4	61.1	230.10	30.34	6983.54
2006/11/14	23:51:00	1206.9	898.9	202.5	258.9	219.5	194.0	480.6	941.6	197.2	189.7	172.8	198.2	62.4	61.9	62.8	61.4	229.50	30.27	6946.97
2006/11/14	23:52:00	1206.4	901.1	202.5	259.7	219.0	193.5	482.2	925.9	197.4	190.2	172.8	198.4	62.4	62.3	62.8	61.7	229.80	30.30	6962.94
2006/11/14	23:53:00	1206.9	899.6	202.7	258.2	219.8	193.7	481.9	941.1	197.7	190.2	172.8	198.5	62.8	62.4	62.6	62.0	229.90	30.31	6968.27
2006/11/14	23:54:00	1206.9	901.9	202.7	258.5	219.5	194.0	480.6	953.8	197.5	190.2	173.0	198.5	62.6	61.6	62.8	61.7	229.90	30.31	6972.87
2006/11/14	23:55:00	1206.8	902.4	202.8	258.7	219.0	193.7	481.7	926.6	196.5	189.9	173.1	198.5	62.6	60.9	62.3	60.4	229.90	30.32	6970.57
2006/11/14	23:56:00	1207.4	903.2	202.8	258.3	218.7	193.9	483.0	951.1	196.7	190.0	173.0	198.5	61.7	61.0	62.1	60.4	230.10	30.34	6981.23
2006/11/14	23:57:00	1207.5	900.5	202.8	258.2	219.5	194.2	481.5	968.6	197.2	190.0	173.3	198.5	61.6	60.8	62.0	60.6	230.10	30.34	6983.54
2006/11/14	23:58:00	1207.2	902.9	203.0	258.8	219.3	194.0	480.6	960.6	197.0	190.0	173.3	198.7	62.2	60.2	62.8	60.8	229.80	30.26	6953.75
2006/11/14	23:59:00	1207.6	903.1	203.0	258.9	219.2	193.7	480.5	955.4	197.0	190.0	173.3	198.7	62.4	60.1	62.6	60.6	229.70	30.32	6964.50
2006/11/15	00:00:00	1207.7	902.2	203.0	258.6	219.1	193.7	482.6	975.3	197.0	190.2	173.3	198.7	62.4	60.2	62.4	61.3	229.30	30.24	6934.03
2006/11/15	00:01:00	1207.6	903.7	202.7	259.2	218.8	193.7	482.0	965.6	196.5	190.2	173.3	198.7	62.1	60.8	62.4	60.2	229.90	30.32	6970.57
2006/11/15	00:02:00	1206.3	903.6	203.1	258.4	219.3	194.0	481.7	957.4	196.7	190.2	173.3	198.8	62.0	61.6	62.3	60.0	230.10	30.33	6978.93
2006/11/15	00:03:00	1206.6	900.6	203.2	258.6	219.8	194.5	480.4	981.8</											

Heat Rise Test

1st Run

Date	Time	TC1	TC2	TC3	TC4	TC5	TC6	TC7	TC8	TC9	TC10	TC11	TC12	TC13	TC14	TC15	TC16	VDC	Amps	Watts
2006/11/15	00:05:00	1206.6	897.9	203.3	259.4	219.8	194.5	482.5	963.2	197.7	190.5	173.5	199.0	63.0	61.5	62.8	61.6	230.00	30.33	6978.93
2006/11/15	00:06:00	1206.9	901.9	203.3	259.3	219.5	194.9	482.0	971.4	197.7	190.7	173.5	199.0	63.0	61.8	62.8	61.7	229.40	30.23	6939.35
2006/11/15	00:07:00	1206.8	902.1	203.3	258.5	219.5	194.7	482.0	952.6	197.7	190.9	173.6	199.0	63.1	61.6	62.8	61.1	230.00	30.29	6972.76
2006/11/15	00:08:00	1207.9	901.1	203.5	258.5	220.0	194.7	482.0	968.6	197.7	190.7	173.6	199.0	63.1	61.8	63.0	61.2	229.90	30.29	6972.76
2006/11/15	00:09:00	1208.4	899.3	203.5	259.5	220.1	194.9	482.8	956.2	198.0	190.7	173.6	199.2	63.3	61.8	62.1	61.7	230.10	30.33	6981.23
2006/11/15	00:10:00	1207.3	902.9	203.5	259.1	219.2	194.7	483.4	943.2	198.0	191.0	173.6	199.2	62.2	61.4	62.0	61.3	230.10	30.34	6981.23
2006/11/15	00:11:00	1207.3	903.9	203.6	258.4	219.6	194.7	483.6	956.2	198.5	191.0	173.8	199.2	62.6	61.7	62.3	61.4	230.00	30.34	6978.20
2006/11/15	00:12:00	1207.6	902.8	203.7	259.3	220.0	194.7	482.2	969.5	198.4	191.2	173.8	199.2	62.4	61.7	63.1	61.7	229.90	30.22	6959.67
2006/11/15	00:13:00	1207.6	901.3	203.7	258.8	219.5	195.2	482.5	978.4	198.2	191.2	174.0	199.2	62.1	61.9	62.2	61.4	229.30	30.26	6938.62
2006/11/15	00:14:00	1207.7	900.6	204.0	258.7	220.0	195.0	482.2	954.1	198.5	191.5	173.8	199.3	62.0	62.6	63.3	62.4	230.00	30.31	6971.30
2006/11/15	00:15:00	1207.6	901.6	203.6	258.5	219.6	195.2	481.9	981.5	198.7	191.4	174.0	199.5	63.3	62.6	62.6	62.0	229.90	30.33	6972.87
2006/11/15	00:16:00	1207.3	901.9	204.0	258.5	219.5	194.9	483.0	988.2	197.9	191.5	174.0	199.5	62.4	62.0	63.3	61.1	229.30	30.26	6938.62
2006/11/15	00:17:00	1206.9	901.6	203.7	258.8	220.0	194.9	483.4	982.1	198.4	191.4	174.0	199.5	62.1	62.8	63.0	61.2	229.90	30.30	6965.97
2006/11/15	00:18:00	1206.9	901.7	204.0	259.2	219.1	194.7	483.0	953.5	198.7	192.0	174.0	199.7	61.8	62.4	62.0	61.9	230.10	30.33	6978.93
2006/11/15	00:19:00	1206.9	902.0	204.1	259.3	219.7	195.0	484.7	986.6	198.2	191.4	174.1	199.7	62.3	61.8	62.2	61.8	230.00	30.33	6981.23
2006/11/15	00:20:00	1206.8	901.4	204.0	259.4	219.6	195.2	482.7	982.1	198.5	191.5	174.3	199.7	62.3	61.9	62.2	61.4	229.80	30.31	6965.24
2006/11/15	00:21:00	1206.9	900.3	204.1	259.0	220.0	195.2	483.4	982.1	198.8	191.7	174.0	199.7	62.2	61.3	62.6	61.8	229.00	30.22	6920.38
2006/11/15	00:22:00	1207.1	902.2	204.2	259.4	219.7	195.2	483.1	979.3	197.7	191.5	174.3	199.7	62.1	60.4	62.1	60.4	229.60	30.29	6954.58
2006/11/15	00:23:00	1207.2	904.7	204.2	259.4	220.0	195.0	483.2	976.6	198.0	191.5	174.3	199.7	62.3	61.9	62.0	60.6	230.10	30.33	6978.93
2006/11/15	00:24:00	1207.2	901.6	204.2	259.2	220.0	195.2	484.3	981.8	198.4	191.7	174.3	199.7	62.2	62.0	62.4	60.9	229.30	30.20	6924.86
2006/11/15	00:25:00	1207.3	900.1	204.3	258.8	220.0	195.5	481.5	985.7	198.8	191.7	174.3	199.7	63.1	61.9	62.1	61.7	230.00	30.32	6973.60
2006/11/15	00:26:00	1207.7	899.3	204.3	259.3	220.3	195.2	484.4	972.7	198.4	191.9	174.5	199.8	62.6	60.9	62.4	61.0	228.60	30.18	6899.15
2006/11/15	00:27:00	1207.7	898.1	204.5	259.1	219.8	195.4	484.0	993.5	198.2	191.5	174.5	199.8	62.6	61.5	62.6	61.0	230.10	30.33	6981.23
2006/11/15	00:28:00	1208.4	900.8	204.5	258.7	220.3	195.4	482.6	981.1	198.5	191.9	174.6	200.0	62.4	61.7	63.0	61.2	229.90	30.30	6965.97
2006/11/15	00:29:00	1207.9	903.7	204.5	259.2	220.5	195.5	484.2	983.5	199.2	192.2	174.5	200.0	62.1	62.0	62.2	61.7	228.70	30.20	6906.74
2006/11/15	00:30:00	1207.5	899.9	204.6	259.0	219.5	195.9	483.7	999.4	199.3	192.2	174.5	200.0	62.8	62.1	62.4	61.9	230.00	30.33	6975.90
2006/11/15	00:31:00	1207.4	902.4	204.6	259.8	221.0	195.7	484.6	982.7	199.2	192.2	174.6	200.0	62.0	62.1	62.4	61.4	229.90	30.32	6970.57
2006/11/15	00:32:00	1207.6	901.9	204.6	259.9	220.9	195.9	484.3	985.5	199.0	192.2	174.8	200.2	62.1	61.7	62.3	61.2	230.00	30.33	6978.93
2006/11/15	00:33:00	1207.9	901.0	204.8	260.5	220.9	195.7	484.5	977.8	199.2	192.4	174.8	200.2	62.3	61.9	62.6	61.5	229.60	30.28	6952.29
2006/11/15	00:34:00	1207.6	901.1	204.8	260.5	221.2	195.9	484.4	990.3	199.5	192.4	174.6	200.2	62.6	62.2	63.1	62.0	229.10	30.22	6923.40
2006/11/15	00:35:00	1207.6	900.1	205.0	260.0	221.0	196.2	485.1	987.5	199.2	192.4	174.8	200.2	62.2	61.8	63.1	61.3	229.50	30.25	6942.38
2006/11/15	00:36:00	1207.5	903.0	205.0	259.5	221.0	196.2	483.7	937.8	199.2	192.4	174.8	200.2	62.8	62.6	62.8	61.4	230.00	30.32	6973.60
2006/11/15	00:37:00	1207.9	903.2	205.0	260.4	220.7	196.0	484.9	920.8	199.7	192.4	175.0	200.3	61.9	62.6	62.3	61.6	230.00	30.31	6971.30
2006/11/15	00:38:00	1208.0	901.7	205.0	259.7	219.7	196.0	484.7	920.8	199.2	192.5	175.0	200.3	62.6	61.7	62.6	61.5	230.00	30.33	6978.20
2006/11/15	00:39:00	1208.6	902.4	205.1	259.5	220.5	196.0	484.1	934.6	199.5	192.5	175.0	200.3	63.1	61.9	63.2	61.0	230.10	30.33	6978.93
2006/11/15	00:40:00	1208.4	901.9	205.0	259.1	220.9	196.0	483.7	921.2	199.5	192.5	175.2	200.5	62.8	62.2	62.2	61.1	229.80	30.31	6965.24
2006/11/15	00:41:00	1208.4	903.6	205.2	260.3	220.9	196.2	483.5	905.9	200.2	192.7	175.2	200.5	62.4	62.0	63.2	62.6	229.40	30.25	6939.35
2006/11/15	00:42:00	1208.4	903.8	205.2	260.3	220.1	196.0	484.7	904.4	199.3	192.7	175.2	200.5	63.0	62.0	62.2	62.4	230.00	30.32	6973.60
2006/11/15	00:43:00	1208.9	904.0	205.5	259.5	220.5	196.5	483.8	919.9	199.2	192.5	175.2	200.5	62.3	62.0	62.8	61.8	229.50	30.27	6946.97
2006/11/15	00:44:00	1208.6	899.7	205.5	259.4	220.9	196.4	484.6	928.6	200.2	193.0	175.3	200.5	62.1	62.2	62.8	61.9	229.50	30.27	6946.97
2006/11/15	00:45:00	1208.9	901.0	205.5	260.0	221.0	196.7	484.2	934.4	199.8	193.2	175.3	200.7	62.2	62.2	63.3	61.7	229.60	30.19	6931.62
2006/11/15	00:46:00	1208.3	902.5	205.6	260.0	220.8	196.7	485.4	898.9	200.0	193.2	175.3	200.7	62.3	62.8	62.8	61.8	230.00	30.32	6973.60
2006/11/15	00:47:00	1207.9	900.1	205.6	259.8	221.4	196.4	483.7	912.3	200.2	193.4	175.3	200.7	62.6	62.6	63.0	61.7	229.80	30.28	6958.34
2006/11/15	00:48:00	1208.9	902.7	205.7	260.9	221.4	196.5	484.9	921.9	199.7	193.2	175.5	200.7	62.8	62.6	62.8	61.4	229.90	30.32	6970.57
2006/11/15	00:49:00	1209.0	902.0	205.7	259.8	221.4	196.7	484.4	951.3	200.2	193.2	175.5	200.8	62.2	62.8	63.4	61.2	230.10	30.33	6978.93
2006/11/15	00:50:00	1208.4	900.6	205.7	260.4	221.1	196.5	484.3	920.8	200.2	193.2	175.5	200.8	62.2	62.4	62.8	61.4	229.90	30.30	6965.97
2006/11/15	00:51:00	1209.0	899.4	205.6	259.8	220.7	196.9	484.5	913.4	200.2	193.0	175.5	201.0	62.8	62.4	62.3	61.9	230.00	30.33	6978.93
2006/11/15	00:52:00	1208.9	901.0	205.7	260.1	221.4	196.7	485.7	926.3	200.2	193.2	175.7	201.0	62.4	62.6	61.6	61.6	230.10	30.32	6978.93
2006/11/15	00:53:00	1208.9	906.3	206.0	260.1	221.4	196.7	484.6	946.0	200.0	193.2	175.5	201.0	62.2	61.8	62.6	61.6	228.90	30.23	6919.65
2006/11/15	00:54:00	1209.0	904.9	206.0	259.9	220.7	196.7	485.1	949.3	200.2	193.2	175.8	201.0	62.3	62.0	62.8	61.3	229.80	30.28	6958.34
2006/11/15	00:55:00	1208.6	905.8	205.3	259.7	220.2	196.9	484.7	928.6	200.0	193.2	175.8	201.0	62.4	62.0	62.1	61.0	230.00	30.34	6978.20
2006/11/15	00:56:00	1208.6	903.8	206.0	260.6	220.8	197.0	483.7	922.7	200.5	193.5	175.5	201.0	62.4	62.8	63.2	61.7	229.80	30.30	6962.94
2006/11/15	00:57:00	1208.3	902.9	206.1	260.6	220.7	196.9	484.2	959.9	200.5	193.5	175.8	201.0	62.8	61.5	62.3	61.6	229.90	30.32	6970.57
2006/11/15	00:58:00	1208.2	901.9	206.1	261.2	220.5	197.0	485.0	962.1	200.0	193.4	176.0	201.2	62.6	61.6	62.8	60.6	230.10	30.32	6976.63
2006/11/15	00:59:00	1208.7	903.0	206.2	260.8															

Heat Rise Test 1st Run

Date	Time	TC1	TC2	TC3	TC4	TC5	TC6	TC7	TC8	TC9	TC10	TC11	TC12	TC13	TC14	TC15	TC16	VDC	Amps	Watts
2006/11/15	01:01:00	1208.7	904.6	206.2	260.8	221.5	197.4	485.7	953.6	200.5	193.5	176.0	201.2	62.8	62.1	62.2	61.3	229.50	30.29	6951.56
2006/11/15	01:02:00	1208.3	903.8	206.4	260.7	221.9	197.2	484.9	946.8	200.3	193.7	176.2	201.2	62.6	62.4	63.4	61.3	230.00	30.33	6978.93
2006/11/15	01:03:00	1208.3	905.4	206.4	260.9	221.6	197.2	485.8	947.7	200.5	193.9	176.3	201.3	62.4	61.7	63.2	61.3	229.30	30.26	6938.62
2006/11/15	01:04:00	1208.4	903.7	206.5	259.9	221.6	197.2	485.4	962.2	200.2	193.7	176.3	201.3	62.6	61.2	63.0	61.2	229.70	30.14	6938.23
2006/11/15	01:05:00	1208.7	904.0	206.6	260.9	221.7	196.9	487.0	968.9	200.2	193.4	176.2	201.3	62.6	61.0	62.3	60.4	229.90	30.33	6972.87
2006/11/15	01:06:00	1209.1	903.8	206.5	261.1	221.2	197.5	486.0	984.3	200.2	193.9	176.3	201.5	62.2	61.4	61.8	60.8	229.70	30.29	6957.61
2006/11/15	01:07:00	1208.6	903.5	206.5	260.7	222.2	197.7	486.3	961.0	201.0	193.9	176.3	201.5	62.4	62.4	62.8	61.5	229.10	30.24	6927.98
2006/11/15	01:08:00	1208.4	902.8	206.7	260.4	221.0	197.2	484.9	985.6	200.0	193.7	176.5	201.5	62.6	60.8	62.6	60.4	229.90	30.32	6972.87
2006/11/15	01:09:00	1208.4	901.9	206.7	260.8	221.3	197.5	485.4	965.2	200.0	193.7	176.3	201.5	62.4	61.1	62.6	60.8	230.00	30.33	6975.90
2006/11/15	01:10:00	1207.9	902.1	206.8	261.1	222.0	197.5	486.7	967.1	201.0	193.9	176.3	201.5	62.3	62.1	63.2	61.9	230.00	30.32	6975.90
2006/11/15	01:11:00	1208.4	903.8	206.7	260.3	221.8	197.2	485.7	977.6	200.7	193.9	176.3	201.7	62.2	62.2	62.6	61.4	230.00	30.32	6973.60
2006/11/15	01:12:00	1208.7	904.3	206.9	261.2	222.1	197.2	485.2	980.9	201.2	194.0	176.5	201.7	62.1	63.0	62.4	61.6	229.40	30.27	6943.94
2006/11/15	01:13:00	1208.6	902.5	206.9	261.2	221.9	197.5	487.2	950.6	200.7	194.0	176.5	201.7	62.4	61.7	62.4	61.0	229.90	30.30	6975.06
2006/11/15	01:14:00	1208.4	904.4	206.9	261.8	222.0	197.9	487.0	979.7	200.7	194.2	176.5	201.7	62.4	61.7	62.8	61.0	229.60	30.29	6957.61
2006/11/15	01:15:00	1208.6	903.8	207.0	261.2	222.1	197.7	487.6	984.8	201.0	194.2	176.5	201.8	62.1	61.8	62.8	61.1	230.10	30.32	6979.66
2006/11/15	01:16:00	1209.1	901.9	207.1	260.9	221.0	197.9	485.0	982.6	201.0	194.5	176.5	201.8	62.4	62.6	63.0	61.1	229.60	30.29	6954.58
2006/11/15	01:17:00	1208.6	904.1	207.2	261.2	221.2	197.9	486.2	980.7	201.0	194.5	176.8	202.0	62.3	62.6	63.3	61.1	230.00	30.32	6973.60
2006/11/15	01:18:00	1208.3	905.1	207.2	260.6	222.1	197.9	486.7	929.8	201.7	194.5	176.8	202.0	62.0	62.4	62.4	61.7	229.90	30.31	6973.60
2006/11/15	01:19:00	1208.3	905.6	207.3	260.1	221.5	198.0	486.9	992.8	201.5	194.7	176.8	202.0	62.1	62.6	63.1	62.0	229.90	30.32	6975.17
2006/11/15	01:20:00	1208.4	902.1	207.4	261.3	221.3	197.9	486.5	964.3	202.0	194.7	176.7	202.0	61.8	62.8	62.6	62.0	230.00	30.31	6973.60
2006/11/15	01:21:00	1209.1	901.9	207.4	261.3	221.4	198.0	487.4	980.1	201.3	194.9	176.8	202.2	62.2	61.7	62.8	61.4	229.90	30.32	6972.87
2006/11/15	01:22:00	1209.0	903.4	207.5	261.4	221.9	198.4	486.9	989.4	202.0	195.0	177.0	202.2	63.0	61.4	63.2	61.7	229.90	30.31	6971.30
2006/11/15	01:23:00	1208.6	906.2	207.5	261.6	221.7	198.0	485.8	954.3	201.5	194.5	177.0	202.2	62.8	61.7	62.1	61.8	229.90	30.30	6965.97
2006/11/15	01:24:00	1209.1	903.5	207.7	260.6	221.4	198.4	487.4	999.7	202.0	195.0	177.2	202.3	62.2	62.0	63.3	62.4	229.90	30.33	6975.90
2006/11/15	01:25:00	1209.8	904.3	207.8	260.8	221.3	198.0	487.1	975.8	201.2	194.9	177.0	202.3	62.4	60.4	63.0	60.6	229.50	30.27	6946.97
2006/11/15	01:26:00	1208.7	905.6	207.7	261.4	220.6	197.4	487.4	974.1	200.7	194.9	177.3	202.3	62.1	60.4	62.0	60.4	229.50	30.26	6944.67
2006/11/15	01:27:00	1208.6	905.0	207.8	261.7	220.9	198.4	487.5	1006.3	201.0	194.7	177.0	202.3	62.1	60.4	62.6	60.9	230.10	30.32	6976.63
2006/11/15	01:28:00	1208.7	904.4	207.9	261.7	220.6	197.5	488.1	995.1	200.8	194.7	177.2	202.5	62.6	60.6	62.6	59.8	229.80	30.32	6967.54
2006/11/15	01:29:00	1209.1	904.4	208.0	261.6	221.0	197.9	486.9	1005.2	200.8	194.7	177.2	202.5	62.2	60.2	61.9	60.1	229.90	30.29	6963.67
2006/11/15	01:30:00	1209.0	904.4	208.0	261.2	220.8	198.0	486.9	1025.3	201.3	194.9	177.2	202.5	62.4	61.2	62.6	60.4	229.40	30.29	6950.82
2006/11/15	01:31:00	1209.6	905.0	208.0	260.8	220.8	198.4	487.8	1007.0	200.7	194.7	177.2	202.5	62.6	60.4	62.3	60.4	229.90	30.29	6972.76
2006/11/15	01:32:00	1208.9	903.8	208.1	261.9	220.8	198.7	486.8	1006.0	201.5	195.0	177.3	202.5	61.8	61.0	62.6	60.6	229.90	30.12	6930.61
2006/11/15	01:33:00	1208.6	902.4	208.1	261.4	222.2	198.8	487.4	1001.6	201.7	195.2	177.2	202.5	62.2	61.6	63.2	61.8	229.90	30.26	6965.85
2006/11/15	01:34:00	1209.4	904.1	208.3	261.4	222.7	199.0	487.6	1033.2	202.0	195.0	177.3	202.5	62.6	61.3	63.3	61.7	229.70	30.26	6950.72
2006/11/15	01:35:00	1208.9	904.1	208.3	262.1	222.0	199.0	487.5	973.3	201.8	195.2	177.5	202.7	63.1	60.6	63.3	61.2	229.60	30.32	6961.47
2006/11/15	01:36:00	1208.7	905.9	208.2	261.3	222.0	198.8	488.7	1031.3	201.8	195.0	177.5	202.7	62.1	60.6	63.0	60.6	229.70	30.28	6955.32
2006/11/15	01:37:00	1209.3	906.7	208.4	261.8	222.1	199.0	488.3	1013.2	202.3	195.4	177.5	202.7	61.8	62.2	62.8	61.7	229.80	30.32	6967.54
2006/11/15	01:38:00	1209.1	904.7	208.5	260.9	221.6	198.7	488.0	1025.3	202.2	195.2	177.5	202.7	62.1	62.3	62.1	61.4	229.50	30.32	6958.44
2006/11/15	01:39:00	1209.8	904.4	208.4	261.4	221.7	199.2	488.1	1030.5	202.3	195.5	177.7	202.7	62.6	62.0	63.0	61.8	229.20	30.18	6926.31
2006/11/15	01:40:00	1210.1	904.9	208.5	261.4	222.8	199.3	487.4	1023.8	202.2	195.7	177.5	202.8	62.6	62.0	63.0	61.6	229.10	30.22	6923.40
2006/11/15	01:41:00	1209.4	906.2	208.6	261.8	222.8	199.3	489.0	1000.3	202.7	196.0	177.8	203.0	62.8	62.2	63.6	61.8	229.20	30.15	6924.13
2006/11/15	01:42:00	1209.4	906.1	208.6	261.9	222.7	199.0	488.9	1025.3	203.0	196.0	177.8	203.0	63.1	61.9	62.8	62.0	230.10	30.19	6949.02
2006/11/15	01:43:00	1209.3	905.5	208.7	261.6	222.4	199.2	488.2	997.4	203.0	196.2	177.7	203.0	62.2	62.8	62.4	62.2	229.00	30.23	6922.67
2006/11/15	01:44:00	1209.4	905.6	208.7	262.6	222.3	199.3	489.8	1008.8	202.5	196.0	177.8	203.0	63.1	62.2	62.6	61.8	230.00	30.31	6973.60
2006/11/15	01:45:00	1209.3	908.4	208.8	261.7	222.7	199.5	487.5	1048.0	202.7	196.0	178.0	203.1	62.6	63.1	62.1	61.9	229.90	30.17	6936.08
2006/11/15	01:46:00	1209.7	902.7	208.8	261.1	222.3	199.5	488.0	1023.8	202.5	196.2	178.0	203.1	62.8	62.4	63.3	61.3	229.90	30.32	6970.57
2006/11/15	01:47:00	1209.7	905.1	208.7	261.2	222.5	199.5	489.4	1065.7	202.7	196.2	178.0	203.1	62.8	62.8	62.8	61.2	228.90	30.18	6908.20
2006/11/15	01:48:00	1211.0	903.2	208.9	261.2	222.6	199.3	487.3	1051.0	202.7	196.4	178.2	203.2	62.8	62.1	63.2	61.4	230.10	30.33	6981.23
2006/11/15	01:49:00	1210.1	905.2	208.8	261.9	222.4	199.3	487.1	1056.7	202.5	196.0	178.2	203.2	62.6	62.2	63.1	61.0	229.90	30.32	6970.57
2006/11/15	01:50:00	1209.8	906.2	208.4	262.2	222.1	199.5	489.5	1040.5	202.5	196.0	178.2	203.2	62.4	62.2	62.2	61.0	229.90	30.32	6970.57
2006/11/15	01:51:00	1210.4	904.9	208.9	261.3	221.9	199.3	489.5	1057.5	203.3	196.5	178.2	203.2	62.4	62.8	62.6	62.3	227.90	30.05	6848.40
2006/11/15	01:52:00	1209.9	906.7	209.0	262.6	221.2	199.0	489.5	1033.2	202.2	196.0	178.3	203.3	62.6	61.2	63.0	61.3	230.00	30.33	6975.90
2006/11/15	01:53:00	1209.9	905.8	209.2	262.1	222.1	199.2	487.8	1039.5	202.7	196.0	178.2	203.3	62.0	61.0	62.6	61.1	229.80	30.30	6962.94
2006/11/15	01:54:00	1210.6	905.7	209.1	261.9	221.6	199.5	489.7	1037.0	202.7	196.2	178.2	203.3	62.3	61.0	62.1	61.1	229.90	30.29	6963.67
2006/11/15	01:55:00	1210.1	904.4	209.1	262.4	222.6	1													

Heat Rise Test

1st Run

Date	Time	TC1	TC2	TC3	TC4	TC5	TC6	TC7	TC8	TC9	TC10	TC11	TC12	TC13	TC14	TC15	TC16	VDC	Amps	Watts
2006/11/15	01:57:00	1209.8	902.8	209.4	262.2	223.7	199.7	488.9	1067.5	203.3	196.5	178.3	203.5	62.8	62.8	63.3	61.9	230.10	30.31	6974.33
2006/11/15	01:58:00	1209.9	905.2	209.4	261.7	222.7	199.8	489.4	1056.3	203.0	196.2	178.3	203.5	62.6	61.7	63.0	61.0	230.00	30.32	6973.60
2006/11/15	01:59:00	1209.4	907.1	209.2	262.4	222.5	199.7	487.9	1054.7	202.7	196.2	178.3	203.5	62.8	61.6	63.0	60.9	230.00	30.33	6975.90
2006/11/15	02:00:00	1210.1	902.4	209.3	262.2	222.5	199.7	490.0	1067.9	202.7	196.2	178.3	203.6	63.3	61.8	63.3	61.1	229.90	30.19	6940.68
2006/11/15	02:01:00	1210.0	907.0	209.5	262.2	222.8	200.2	489.0	1047.4	203.5	196.7	178.5	203.6	62.0	62.2	63.3	61.6	229.10	30.25	6930.28
2006/11/15	02:02:00	1209.9	906.5	209.7	262.9	223.3	200.0	488.9	1047.1	203.2	196.7	178.7	203.6	62.0	61.8	62.6	61.2	230.10	30.33	6978.93
2006/11/15	02:03:00	1210.1	904.4	209.8	262.7	223.7	200.2	490.0	1056.0	203.3	196.5	178.7	203.7	62.6	61.8	62.8	60.8	230.10	30.33	6981.23
2006/11/15	02:04:00	1210.2	906.4	209.7	262.4	222.7	200.2	488.9	1061.1	203.5	196.5	178.7	203.7	62.3	61.9	63.3	61.2	230.10	30.34	6981.23
2006/11/15	02:05:00	1210.2	906.6	210.0	262.2	222.5	200.2	489.4	1062.7	203.5	196.5	178.7	203.8	63.2	62.1	63.5	61.3	230.10	30.34	6981.23
2006/11/15	02:06:00	1210.0	904.6	209.8	263.4	223.1	200.2	489.7	1074.4	203.7	196.7	178.7	203.8	62.8	62.8	63.1	61.2	230.10	30.33	6981.23
2006/11/15	02:07:00	1209.4	905.1	209.8	262.2	223.5	200.0	488.2	1074.4	203.6	196.7	178.8	203.8	62.8	62.6	62.6	61.7	230.10	30.33	6981.23
2006/11/15	02:08:00	1209.9	903.8	209.9	262.6	223.3	200.2	489.5	1059.3	203.8	196.9	178.8	204.0	62.8	62.3	63.2	62.0	230.20	30.34	6984.27
2006/11/15	02:09:00	1209.9	905.0	210.1	262.2	223.6	200.3	488.6	1062.5	204.0	196.9	178.8	204.0	62.6	62.6	63.5	61.8	229.80	30.30	6962.94
2006/11/15	02:10:00	1209.1	905.4	210.1	262.7	223.6	200.3	490.1	1060.5	203.8	197.2	179.0	204.0	63.0	62.4	62.8	61.9	230.10	30.34	6983.54
2006/11/15	02:11:00	1209.3	905.6	210.1	262.9	223.5	200.2	490.2	1048.5	204.0	197.2	179.0	204.0	62.6	62.6	62.6	61.8	230.10	30.34	6981.23
2006/11/15	02:12:00	1209.8	905.0	210.0	262.9	223.5	200.5	489.0	1048.8	203.8	197.0	179.0	204.1	62.8	62.3	62.6	61.9	230.20	30.34	6984.27
2006/11/15	02:13:00	1209.7	905.6	210.2	262.7	223.7	200.5	489.0	1049.8	204.5	197.2	179.2	204.1	62.6	61.8	62.8	62.1	230.20	30.34	6984.27
2006/11/15	02:14:00	1210.1	901.9	210.4	262.4	223.7	200.7	489.0	1078.9	204.1	197.0	179.2	204.1	63.1	61.3	63.4	61.6	230.10	30.34	6983.54
2006/11/15	02:15:00	1211.1	902.9	210.4	262.7	223.6	200.5	490.1	1078.2	204.3	197.2	179.4	204.2	63.3	61.3	63.4	61.6	230.10	30.34	6981.23
2006/11/15	02:16:00	1209.0	908.2	210.4	262.4	223.4	200.8	490.0	1056.5	203.8	197.4	179.4	204.2	63.4	61.6	62.6	61.5	230.20	30.34	6984.27
2006/11/15	02:17:00	1209.0	908.7	210.4	263.4	223.7	200.8	488.4	1087.4	204.1	197.4	179.2	204.2	63.1	62.3	63.3	61.8	230.00	30.33	6975.90
2006/11/15	02:18:00	1210.4	906.2	210.6	263.5	223.4	200.8	490.5	1080.8	204.6	197.7	179.2	204.3	63.1	63.2	62.8	62.8	230.00	30.33	6975.90
2006/11/15	02:19:00	1210.0	906.2	210.4	263.4	223.0	200.7	490.7	1058.9	203.6	197.5	179.2	204.3	63.4	60.9	62.8	61.3	230.00	30.34	6978.20
2006/11/15	02:20:00	1210.6	905.9	210.5	262.2	222.5	200.3	489.0	1092.4	203.5	197.4	179.5	204.5	62.8	60.8	63.0	61.3	230.10	30.33	6978.93
2006/11/15	02:21:00	1210.4	902.8	210.7	262.7	223.2	200.2	489.5	1100.8	203.7	197.4	179.5	204.5	63.1	60.6	63.0	61.2	230.00	30.33	6975.90
2006/11/15	02:22:00	1210.0	905.8	210.7	262.4	222.7	200.7	490.1	1082.4	203.6	197.5	179.5	204.5	62.6	61.5	62.8	61.1	230.10	30.34	6981.23
2006/11/15	02:23:00	1210.2	905.9	210.7	262.9	223.0	200.5	490.3	1082.7	203.6	197.4	179.5	204.5	63.0	61.2	63.3	61.3	230.10	30.34	6981.23
2006/11/15	02:24:00	1210.4	904.9	211.0	263.0	223.5	200.2	491.2	1087.9	204.0	197.4	179.5	204.6	62.8	61.0	63.0	61.6	230.10	30.34	6981.23
2006/11/15	02:25:00	1210.2	907.0	211.0	263.0	222.9	200.7	490.1	1082.4	204.0	197.2	179.5	204.7	63.0	61.2	63.0	61.1	230.10	30.34	6981.23
2006/11/15	02:26:00	1210.7	905.1	211.2	263.5	223.1	201.0	489.7	1086.5	204.5	197.5	179.7	204.7	62.6	61.0	63.1	61.2	230.10	30.33	6978.93
2006/11/15	02:27:00	1211.0	906.5	211.2	263.0	223.3	200.7	488.4	1088.8	204.1	197.5	179.7	204.7	63.2	60.6	63.2	61.6	230.20	30.34	6984.27
2006/11/15	02:28:00	1211.2	907.1	210.9	261.8	223.5	201.0	491.1	1108.5	204.2	197.5	179.7	204.7	63.0	60.8	63.2	61.4	230.20	30.34	6984.27
2006/11/15	02:29:00	1210.5	907.1	211.1	262.9	223.3	201.0	491.6	1074.7	204.1	197.5	179.7	204.7	62.8	60.8	63.3	61.4	230.10	30.34	6981.23
2006/11/15	02:30:00	1210.5	904.4	211.3	263.0	223.1	200.8	490.5	1089.3	204.0	197.5	179.7	204.8	62.6	62.0	63.1	61.2	230.00	30.32	6973.60
2006/11/15	02:31:00	1210.8	908.9	211.4	263.4	223.3	201.2	490.8	1091.4	204.3	197.5	179.7	204.8	62.3	62.3	63.1	61.2	230.10	30.34	6981.23
2006/11/15	02:32:00	1210.5	905.9	211.5	263.4	223.3	201.0	490.9	1082.2	204.1	197.7	179.7	204.8	62.6	61.1	63.2	61.1	230.20	30.34	6984.27
2006/11/15	02:33:00	1211.1	904.6	211.6	262.9	222.6	201.0	489.7	1101.7	204.5	198.0	179.9	205.0	63.0	61.3	63.2	61.7	230.00	30.33	6975.90
2006/11/15	02:34:00	1210.4	904.7	211.3	263.4	223.0	201.5	490.8	1092.7	204.3	198.0	179.9	205.0	63.0	62.3	63.2	61.5	230.20	30.34	6984.27
2006/11/15	02:35:00	1210.5	903.8	211.6	262.7	223.8	201.3	491.0	1088.7	204.2	197.7	179.9	205.0	63.0	61.4	63.4	61.5	230.10	30.34	6983.54
2006/11/15	02:36:00	1210.4	907.7	211.7	262.9	223.6	201.5	491.1	1107.6	204.2	197.9	180.0	205.0	62.8	61.6	63.2	61.4	230.20	30.35	6986.57
2006/11/15	02:37:00	1210.6	903.7	211.8	262.7	223.8	201.7	489.5	1094.7	204.8	197.7	179.9	205.0	63.1	61.2	63.3	61.6	230.20	30.34	6984.27
2006/11/15	02:38:00	1210.4	905.8	211.6	263.8	223.6	201.2	491.8	1103.2	204.2	197.9	180.0	205.0	62.8	61.4	63.5	61.4	230.20	30.34	6984.27
2006/11/15	02:39:00	1210.2	905.1	211.5	263.8	223.7	201.2	492.2	1105.5	204.0	197.7	180.0	205.1	62.6	61.8	63.1	61.3	230.20	30.34	6984.27
2006/11/15	02:40:00	1210.5	907.4	211.8	263.2	223.3	201.5	490.7	1106.1	204.5	197.9	180.0	205.1	62.6	61.6	63.2	61.5	230.20	30.34	6984.27
2006/11/15	02:41:00	1210.5	908.2	211.9	263.7	223.7	201.5	492.6	1087.9	204.1	197.9	180.0	205.1	62.8	61.4	63.3	61.2	230.10	30.34	6983.54
2006/11/15	02:42:00	1211.5	900.1	211.9	263.8	223.1	202.0	490.9	1102.7	204.3	197.5	180.0	205.2	63.0	61.1	63.2	61.3	230.20	30.34	6984.27
2006/11/15	02:43:00	1211.0	906.5	211.9	263.2	223.8	201.7	491.7	1101.2	204.7	198.2	180.2	205.2	62.6	61.0	62.8	61.2	230.10	30.34	6983.54
2006/11/15	02:44:00	1210.4	909.3	212.1	263.9	224.0	202.2	492.7	1104.0	205.0	198.5	180.2	205.3	62.8	61.2	63.2	61.9	230.20	30.34	6984.27
2006/11/15	02:45:00	1210.2	906.4	212.1	263.7	223.4	202.0	492.6	1103.2	204.8	198.4	180.2	205.5	63.0	61.2	63.3	61.4	230.20	30.34	6984.27
2006/11/15	02:46:00	1211.0	908.9	211.9	263.7	223.9	202.0	491.8	1092.7	204.5	198.2	180.2	205.5	63.1	61.1	63.3	61.3	230.10	30.34	6981.23
2006/11/15	02:47:00	1210.9	906.6	212.1	263.4	224.0	201.7	491.6	1086.7	204.5	198.2	180.4	205.5	62.6	60.9	63.1	61.3	230.20	30.35	6986.57
2006/11/15	02:48:00	1211.3	904.6	212.3	263.9	223.6	202.2	492.5	1102.9	204.5	198.2	180.2	205.5	63.2	61.5	63.5	61.7	230.20	30.34	6984.27
2006/11/15	02:49:00	1211.1	908.1	212.4	263.4	223.9	202.0	492.0	1102.1	205.0	198.5	180.4	205.5	62.8	62.1	63.4	61.7	230.10	30.34	6981.23
2006/11/15	02:50:00	1211.1	908.4	212.4	263.0	223.6	202.0	492.4	1104.0	205.0	198.5	180.5	205.6	62.8	62.8	63.4	61.6	230.10	30.34	6981.23
2006/11/15																				

Heat Rise Test 1st Run

Date	Time	TC1	TC2	TC3	TC4	TC5	TC6	TC7	TC8	TC9	TC10	TC11	TC12	TC13	TC14	TC15	TC16	VDC	Amps	Watts
2006/11/15	02:53:00	1211.4	905.4	212.6	262.9	224.2	202.2	491.8	1122.8	205.2	198.5	180.7	205.7	63.3	61.3	63.4	61.8	230.20	30.34	6984.27
2006/11/15	02:54:00	1211.3	908.4	212.4	263.7	224.4	202.2	491.0	1114.0	205.0	198.7	180.7	205.7	63.0	60.8	63.7	61.4	230.20	30.35	6986.57
2006/11/15	02:55:00	1210.6	905.6	212.7	263.9	223.9	202.0	491.3	1104.9	205.2	198.5	180.7	205.8	63.3	61.1	63.6	61.5	230.20	30.35	6986.57
2006/11/15	02:56:00	1210.6	910.1	212.7	263.7	224.5	202.5	491.5	1127.1	205.2	198.5	180.7	205.8	63.0	61.4	63.5	61.6	230.10	30.34	6981.23
2006/11/15	02:57:00	1210.7	909.3	212.7	264.2	224.1	202.7	492.4	1107.1	205.0	198.7	180.7	205.7	63.4	61.1	63.6	61.8	230.20	30.34	6984.27
2006/11/15	02:58:00	1211.4	908.1	212.8	263.5	224.1	202.3	491.9	1131.3	204.8	198.7	180.7	205.8	62.8	61.2	63.2	61.4	230.20	30.34	6984.27
2006/11/15	02:59:00	1211.7	907.6	212.8	264.0	223.6	202.7	491.5	1125.5	205.1	198.7	180.7	205.8	62.8	61.1	63.3	61.3	230.10	30.34	6981.23
2006/11/15	03:00:00	1211.4	908.5	212.9	264.0	223.9	202.5	490.9	1114.9	205.5	198.7	180.9	205.8	63.1	62.2	63.2	61.5	230.10	30.34	6981.23
2006/11/15	03:01:00	1211.7	907.0	212.8	263.7	224.4	202.7	491.9	1134.4	205.5	198.7	180.7	206.0	63.1	61.0	63.2	61.4	230.20	30.34	6984.27
2006/11/15	03:02:00	1211.5	905.9	213.0	264.3	224.3	202.5	492.7	1146.6	205.2	198.7	180.9	206.0	63.2	61.9	63.5	61.4	230.00	30.33	6975.90
2006/11/15	03:03:00	1211.0	908.6	213.0	265.0	224.2	202.7	491.7	1120.1	205.5	199.0	181.0	206.0	63.4	61.8	63.6	61.8	230.20	30.34	6984.27
2006/11/15	03:04:00	1210.4	906.9	212.9	263.8	224.7	202.7	492.9	1128.9	205.3	198.7	181.0	206.0	63.2	61.3	63.4	61.6	230.10	30.34	6983.54
2006/11/15	03:05:00	1210.1	905.7	213.1	263.9	224.4	202.7	492.9	1134.2	205.5	198.7	181.0	206.0	63.4	61.8	63.3	61.7	230.20	30.34	6984.27
2006/11/15	03:06:00	1211.1	908.1	213.1	264.2	224.1	202.8	493.7	1138.1	205.3	198.7	181.0	206.0	63.0	61.5	63.3	61.7	230.10	30.34	6981.23
2006/11/15	03:07:00	1209.9	908.1	213.1	264.7	224.1	202.8	493.2	1110.2	205.3	198.7	181.2	206.1	62.6	62.4	63.6	61.7	230.20	30.34	6984.27
2006/11/15	03:08:00	1210.7	907.9	213.2	264.3	223.7	202.5	491.7	1138.4	205.2	198.5	181.2	206.0	63.3	61.2	63.3	61.9	230.10	30.34	6981.23
2006/11/15	03:09:00	1210.5	907.1	213.2	263.9	224.3	202.8	492.9	1138.4	205.6	198.7	181.2	206.0	63.6	61.1	63.6	61.7	230.20	30.34	6984.27
2006/11/15	03:10:00	1211.7	909.8	213.2	264.2	224.4	203.1	493.2	1131.5	205.5	199.0	181.4	206.1	63.1	61.3	63.2	61.5	230.10	30.33	6978.93
2006/11/15	03:11:00	1210.9	906.6	213.5	264.0	224.3	203.5	493.2	1143.7	205.7	199.0	181.2	206.2	63.1	61.9	63.5	61.7	230.10	30.33	6978.93
2006/11/15	03:12:00	1211.0	904.6	213.5	264.9	224.4	203.2	492.4	1156.9	205.5	199.0	181.2	206.3	63.2	63.4	63.3	61.5	230.20	30.34	6984.27
2006/11/15	03:13:00	1211.4	907.4	213.7	264.5	224.7	203.3	492.6	1138.0	205.5	199.2	181.5	206.4	62.8	61.9	63.5	61.5	230.20	30.34	6984.27
2006/11/15	03:14:00	1212.0	908.4	213.6	264.2	225.0	203.1	492.6	1149.1	205.7	199.2	181.5	206.3	63.2	62.2	63.4	61.4	230.20	30.34	6984.27
2006/11/15	03:15:00	1211.6	907.1	213.6	264.5	224.3	202.8	493.0	1141.6	205.6	199.2	181.5	206.4	63.0	61.3	63.3	61.5	230.20	30.34	6984.27
2006/11/15	03:16:00	1211.7	906.0	213.6	264.6	225.0	203.3	493.0	1118.1	205.8	199.2	181.5	206.4	63.5	61.2	63.4	61.6	230.10	30.34	6983.54
2006/11/15	03:17:00	1211.4	907.7	213.6	265.0	224.9	203.3	492.7	1145.1	205.6	199.0	181.5	206.5	63.1	61.9	63.6	61.6	230.10	30.33	6978.93
2006/11/15	03:18:00	1211.2	907.4	213.7	264.2	224.4	203.6	494.4	1126.9	206.0	199.5	181.5	206.5	63.2	62.6	63.5	61.8	230.10	30.34	6981.23
2006/11/15	03:19:00	1211.2	907.4	213.7	264.7	224.4	204.0	492.7	1137.4	206.0	199.5	181.5	206.5	63.2	61.6	63.3	61.7	230.20	30.34	6984.27
2006/11/15	03:20:00	1211.6	905.7	213.9	263.7	224.8	203.7	493.2	1141.4	206.0	199.5	181.5	206.5	63.0	61.0	63.1	61.8	230.20	30.33	6981.97
2006/11/15	03:21:00	1212.2	906.4	213.7	263.5	224.5	203.5	494.0	1158.8	205.5	199.5	181.7	206.6	63.4	61.0	63.4	61.6	230.20	30.34	6984.27
2006/11/15	03:22:00	1211.1	908.6	213.9	264.7	225.0	203.6	493.8	1119.3	206.0	199.5	181.7	206.6	63.6	61.2	63.8	62.0	230.10	30.34	6981.23
2006/11/15	03:23:00	1211.3	903.4	214.1	264.7	224.6	204.0	494.1	1114.7	206.1	199.5	181.7	206.7	63.0	61.5	63.7	61.4	230.20	30.34	6984.27
2006/11/15	03:24:00	1211.6	910.4	214.2	265.9	224.9	203.6	493.0	1117.4	206.0	199.7	181.9	206.7	62.6	63.5	63.3	61.4	230.10	30.34	6983.54
2006/11/15	03:25:00	1211.5	911.5	214.2	265.9	224.7	204.0	493.8	1156.0	206.0	199.8	181.9	206.8	63.4	63.0	63.5	61.5	230.20	30.34	6984.27
2006/11/15	03:26:00	1211.2	910.4	214.4	265.5	224.8	204.2	494.2	1136.5	206.4	199.8	181.9	206.8	62.8	62.0	63.6	61.7	230.20	30.34	6984.27
2006/11/15	03:27:00	1210.6	908.6	214.4	265.0	224.9	204.3	494.3	1121.5	206.7	200.2	181.9	206.8	63.1	61.7	63.6	61.9	230.20	30.34	6984.27
2006/11/15	03:28:00	1211.0	908.2	214.5	265.2	225.7	204.3	495.1	1150.4	206.8	199.8	181.7	206.8	63.5	61.4	63.9	62.1	230.00	30.32	6973.60
2006/11/15	03:29:00	1210.9	909.3	214.2	265.3	225.5	204.0	493.8	1146.2	206.4	199.7	181.9	206.9	63.5	61.2	63.6	61.8	230.20	30.34	6984.27
2006/11/15	03:30:00	1211.4	907.9	214.4	265.7	225.2	204.0	493.3	1146.2	206.2	200.0	182.0	206.9	63.5	61.5	64.0	61.7	230.20	30.35	6986.57
2006/11/15	03:31:00	1211.4	907.7	214.4	265.2	225.2	204.3	494.6	1131.4	206.2	200.0	182.0	206.8	63.2	61.4	63.6	61.8	230.10	30.34	6981.23
2006/11/15	03:32:00	1211.9	910.4	214.5	265.1	225.7	203.7	491.2	1138.1	206.5	199.8	182.0	206.9	63.2	61.0	63.5	62.0	230.00	30.34	6978.20
2006/11/15	03:33:00	1211.5	905.7	214.5	265.2	225.5	204.0	494.3	1134.8	206.5	199.7	181.9	206.9	63.4	61.5	63.8	61.8	230.20	30.34	6984.27
2006/11/15	03:34:00	1211.5	907.6	214.6	264.5	224.8	204.3	494.4	1159.0	206.4	200.0	182.0	207.0	63.1	62.1	63.7	61.6	230.20	30.34	6984.27
2006/11/15	03:35:00	1212.1	910.9	214.6	265.5	225.0	204.3	494.6	1124.4	206.7	200.2	182.2	207.0	63.0	61.1	63.6	61.6	230.20	30.34	6984.27
2006/11/15	03:36:00	1211.7	907.6	214.7	265.5	225.9	204.1	496.1	1148.2	206.5	200.0	182.2	207.1	63.3	61.6	63.6	61.6	230.20	30.34	6984.27
2006/11/15	03:37:00	1212.1	907.9	214.9	265.3	225.2	204.5	495.5	1164.7	206.7	200.2	182.2	207.1	63.3	61.0	63.8	61.7	230.20	30.34	6984.27
2006/11/15	03:38:00	1212.1	905.2	214.9	266.7	224.8	203.8	494.8	1133.8	206.7	200.0	182.4	207.2	63.2	61.7	63.5	61.7	230.20	30.34	6984.27
2006/11/15	03:39:00	1211.4	908.7	214.7	266.5	225.7	204.2	494.3	1149.2	206.8	200.2	182.4	207.2	63.1	61.7	63.7	61.4	230.10	30.34	6981.23
2006/11/15	03:40:00	1211.4	911.2	215.0	265.7	225.7	204.5	496.1	1160.1	207.1	200.2	182.4	207.2	63.6	61.0	63.8	61.7	230.20	30.34	6984.27
2006/11/15	03:41:00	1211.5	908.8	214.7	265.6	225.1	204.6	495.3	1138.6	206.6	200.0	182.5	207.2	63.5	60.9	63.8	61.8	230.10	30.33	6978.93
2006/11/15	03:42:00	1211.7	909.2	215.0	265.5	225.2	204.5	494.0	1163.8	206.8	200.2	182.5	207.3	64.0	61.0	63.5	61.9	230.00	30.33	6975.90
2006/11/15	03:43:00	1211.7	908.1	215.0	264.5	225.5	204.6	494.8	1159.8	206.8	200.2	182.5	207.3	62.8	61.4	63.6	61.6	230.20	30.34	6984.27
2006/11/15	03:44:00	1211.4	909.7	214.9	266.2	225.2	204.8	494.3	1065.8	206.8	200.2	182.5	207.3	63.1	61.3	64.0	61.5	230.10	30.33	6978.93
2006/11/15	03:45:00	1211.8	909.0	215.1	264.6	225.5	205.0	495.0	1032.8	206.7	200.3	182.5	207.4	63.4	61.2	63.9	61.6	230.10	30.33	6978.93
2006/11/15	03:46:00	1212.0	908.1	215.1	265.8	225.7	204.8	495.0	1009.6	207.1	200.2	182.5	207.4	63.3	61.0	63.6	62.1	230.10	30.33	6978.93
2006/11/15	03:47:00	1212.1	907.1	21																

Heat Rise Test

1st Run

Date	Time	TC1	TC2	TC3	TC4	TC5	TC6	TC7	TC8	TC9	TC10	TC11	TC12	TC13	TC14	TC15	TC16	VDC	Amps	Watts
2006/11/15	03:49:00	1212.6	909.6	215.1	265.7	225.4	204.7	494.6	1021.0	207.3	200.2	182.5	207.5	63.4	61.1	63.7	61.9	230.20	30.34	6984.27
2006/11/15	03:50:00	1212.6	906.3	215.2	264.9	225.7	205.1	495.3	994.8	206.9	200.2	182.5	207.5	63.1	61.3	63.6	61.6	230.20	30.34	6984.27
2006/11/15	03:51:00	1212.6	907.4	215.1	265.4	225.5	204.6	494.0	1003.6	207.1	200.2	182.5	207.5	63.2	61.3	63.5	61.6	230.00	30.32	6973.60
2006/11/15	03:52:00	1213.0	908.5	215.4	265.3	225.9	205.0	495.2	990.5	206.9	200.3	182.7	207.5	63.2	61.1	63.4	61.6	230.10	30.34	6981.23
2006/11/15	03:53:00	1212.9	909.5	215.5	265.1	225.4	205.0	495.4	1001.6	207.0	200.3	182.7	207.6	63.4	60.9	64.0	61.5	230.10	30.33	6978.93
2006/11/15	03:54:00	1211.9	909.7	215.5	266.0	225.4	205.1	496.4	1001.8	207.3	200.5	182.9	207.7	62.8	62.3	63.7	61.6	230.20	30.34	6984.27
2006/11/15	03:55:00	1211.9	908.9	215.7	265.9	225.7	205.1	495.8	994.8	207.5	200.7	182.9	207.7	63.5	61.9	63.8	61.7	230.20	30.34	6984.27
2006/11/15	03:56:00	1212.3	909.3	215.5	266.7	225.2	205.1	496.2	1004.8	207.0	200.7	183.0	207.7	63.3	62.0	63.2	61.4	230.20	30.33	6981.97
2006/11/15	03:57:00	1212.1	909.3	215.7	265.8	225.7	205.1	496.5	1012.0	207.6	200.7	182.9	207.7	63.3	61.6	63.1	61.6	230.20	30.34	6984.27
2006/11/15	03:58:00	1212.6	908.1	215.7	265.6	226.4	205.1	494.4	1029.5	207.1	200.8	182.9	207.8	63.4	61.7	63.7	61.7	230.20	30.34	6984.27
2006/11/15	03:59:00	1212.9	906.9	215.7	266.0	226.4	205.6	497.7	1026.1	207.3	200.8	183.0	207.8	63.4	63.4	63.7	61.7	230.10	30.34	6981.23
2006/11/15	04:00:00	1212.6	908.7	216.0	265.3	225.7	205.2	495.4	1012.9	207.8	201.0	183.0	207.8	63.1	61.9	63.5	61.8	230.20	30.34	6984.27
2006/11/15	04:01:00	1212.6	910.0	215.9	265.3	225.2	205.6	495.2	1016.0	207.4	200.8	183.0	207.8	63.5	61.3	63.9	61.7	230.20	30.34	6984.27
2006/11/15	04:02:00	1212.9	911.1	215.9	265.8	225.5	205.7	495.0	1009.7	207.5	200.8	183.2	207.9	63.4	61.3	64.0	61.7	230.20	30.34	6984.27
2006/11/15	04:03:00	1213.3	908.7	216.0	265.4	226.1	205.3	494.0	1025.1	207.8	201.0	183.0	207.8	63.4	61.1	63.8	62.2	230.20	30.34	6984.27
2006/11/15	04:04:00	1213.3	910.4	215.7	265.8	226.2	205.6	496.5	1044.4	207.3	201.0	183.2	207.8	63.2	61.0	63.8	61.7	230.10	30.33	6978.93
2006/11/15	04:05:00	1212.6	911.2	216.0	265.5	226.0	205.5	496.5	1029.8	207.3	201.0	183.2	207.9	63.2	61.2	63.5	61.8	230.20	30.34	6984.27
2006/11/15	04:06:00	1212.4	910.9	216.0	265.4	226.0	205.8	496.2	1040.2	207.9	200.7	183.2	207.9	63.2	61.2	63.7	61.8	230.10	30.34	6981.23
2006/11/15	04:07:00	1212.1	910.9	216.0	266.5	226.1	205.6	496.2	1042.1	207.6	200.8	183.2	208.0	63.1	61.1	63.6	61.7	230.20	30.34	6984.27
2006/11/15	04:08:00	1212.1	907.4	216.2	265.8	225.7	205.5	496.5	1030.3	207.7	201.0	183.2	208.0	63.4	61.2	63.7	61.8	230.20	30.34	6984.27
2006/11/15	04:09:00	1212.4	908.1	216.2	266.1	225.6	205.5	496.9	1033.8	208.2	201.0	183.2	208.1	63.7	61.1	63.6	62.0	230.20	30.34	6984.27
2006/11/15	04:10:00	1212.6	908.4	216.4	266.2	226.4	206.0	496.5	1032.7	207.6	201.3	183.4	208.2	63.4	61.6	63.7	62.2	230.20	30.34	6984.27
2006/11/15	04:11:00	1212.6	909.4	216.2	266.0	225.9	206.0	497.0	1036.8	208.1	201.3	183.5	208.2	63.5	61.8	63.7	61.9	230.10	30.34	6981.23
2006/11/15	04:12:00	1211.6	908.9	216.5	266.0	226.1	206.0	496.5	1027.5	208.0	201.3	183.5	208.2	63.3	61.5	63.6	61.8	230.20	30.34	6984.27
2006/11/15	04:13:00	1211.9	910.4	216.4	264.7	226.2	206.0	495.9	1050.7	207.5	201.0	183.5	208.3	63.3	61.6	63.5	61.7	230.10	30.34	6981.23
2006/11/15	04:14:00	1213.4	907.1	216.5	266.1	226.1	205.8	496.1	1055.9	207.3	201.2	183.5	208.3	63.1	62.2	63.3	61.7	230.10	30.33	6978.93
2006/11/15	04:15:00	1213.2	906.6	216.5	265.8	226.0	205.5	496.2	1058.6	208.0	201.5	183.5	208.4	63.1	61.7	63.7	61.8	230.10	30.33	6978.93
2006/11/15	04:16:00	1213.0	909.0	216.5	266.4	226.7	206.0	496.5	1070.2	207.9	201.3	183.5	208.4	63.4	61.5	63.6	61.9	230.20	30.34	6984.27
2006/11/15	04:17:00	1212.5	910.1	216.5	265.8	226.0	206.2	496.1	1060.8	208.1	201.5	183.7	208.5	63.7	63.2	63.6	61.7	230.10	30.33	6978.93
2006/11/15	04:18:00	1212.8	909.5	216.7	265.8	226.4	206.3	497.3	1066.1	208.4	201.7	183.5	208.4	63.4	62.3	63.7	62.2	230.10	30.33	6978.93
2006/11/15	04:19:00	1213.1	909.6	216.7	266.1	226.5	206.2	497.0	1083.1	208.4	201.7	183.7	208.4	63.6	61.9	63.3	62.2	230.00	30.33	6975.90
2006/11/15	04:20:00	1213.4	909.0	216.7	265.2	226.7	206.4	496.9	1061.0	208.4	201.7	183.9	208.5	63.5	62.8	64.0	62.0	230.20	30.34	6984.27
2006/11/15	04:21:00	1213.4	910.7	216.9	266.2	226.0	206.4	496.2	1061.2	208.4	201.7	184.0	208.6	63.6	62.2	63.9	62.0	230.20	30.34	6984.27
2006/11/15	04:22:00	1213.0	909.0	216.7	266.6	226.7	206.3	498.2	1071.8	208.6	201.8	184.0	208.6	63.2	62.1	63.6	61.9	230.20	30.34	6984.27
2006/11/15	04:23:00	1212.6	909.5	216.7	266.4	226.7	206.2	495.4	1060.5	208.4	201.7	183.9	208.6	63.3	61.6	63.9	61.9	230.20	30.33	6981.97
2006/11/15	04:24:00	1212.8	907.6	217.0	266.5	226.7	206.2	496.4	1077.1	208.4	201.7	184.0	208.6	63.3	61.5	63.7	61.7	230.20	30.34	6984.27
2006/11/15	04:25:00	1212.4	907.1	217.0	266.8	226.5	206.4	497.9	1054.7	208.6	201.8	184.0	208.7	63.5	61.1	63.8	62.3	230.20	30.34	6984.27
2006/11/15	04:26:00	1212.6	907.1	217.0	266.0	226.4	206.4	496.9	1089.7	208.5	201.7	184.0	208.8	63.4	61.1	63.7	62.1	230.20	30.34	6984.27
2006/11/15	04:27:00	1212.4	907.1	217.2	266.3	226.5	206.6	496.9	1075.0	208.8	201.8	184.0	208.7	63.5	61.6	63.7	62.0	230.20	30.34	6984.27
2006/11/15	04:28:00	1213.0	908.7	217.2	265.9	226.0	206.6	496.7	1090.2	208.4	202.0	184.0	208.8	63.1	61.9	63.5	61.8	230.20	30.34	6984.27
2006/11/15	04:29:00	1213.0	910.0	217.2	264.9	226.2	206.5	496.9	1077.6	207.6	201.8	184.0	208.8	63.4	62.1	63.8	61.9	230.20	30.34	6984.27
2006/11/15	04:30:00	1213.7	912.3	217.0	265.6	226.4	207.0	496.7	1086.4	208.5	201.7	184.0	208.8	63.6	65.0	63.7	62.0	230.10	30.34	6981.23
2006/11/15	04:31:00	1213.2	909.4	217.3	266.7	226.1	206.7	497.5	1092.4	208.4	202.2	184.2	208.9	63.8	64.2	63.7	62.2	230.20	30.34	6984.27
2006/11/15	04:32:00	1213.6	910.1	217.3	266.6	226.2	206.6	496.7	1116.3	208.5	202.0	184.2	208.9	63.5	63.0	63.7	62.2	230.20	30.34	6984.27
2006/11/15	04:33:00	1213.3	909.7	217.3	267.0	226.7	206.7	497.5	1103.0	208.4	202.2	184.4	208.9	63.5	63.0	63.5	61.8	230.20	30.34	6984.27
2006/11/15	04:34:00	1212.8	910.6	217.2	266.8	226.4	206.9	498.3	1086.2	208.7	202.0	184.4	209.0	63.2	62.3	63.5	61.6	230.10	30.34	6981.23
2006/11/15	04:35:00	1213.2	909.5	217.5	266.5	226.7	206.9	497.0	1081.2	208.9	202.0	184.2	209.0	63.3	63.1	63.7	61.9	230.20	30.34	6984.27
2006/11/15	04:36:00	1213.5	910.3	217.7	265.6	226.7	207.1	497.9	1113.0	209.0	202.5	184.5	209.0	62.6	62.2	63.7	62.0	230.20	30.34	6984.27
2006/11/15	04:37:00	1213.2	908.7	217.7	266.8	226.7	207.0	496.5	1104.2	208.6	202.3	184.5	209.1	63.4	62.8	64.0	62.0	230.20	30.34	6984.27
2006/11/15	04:38:00	1214.1	910.3	217.8	266.8	226.1	207.2	498.0	1105.2	209.3	202.5	184.5	209.2	63.2	62.4	63.7	62.1	230.10	30.34	6981.23
2006/11/15	04:39:00	1213.0	910.4	217.8	266.6	227.2	206.9	496.9	1109.0	209.2	202.5	184.7	209.2	63.6	62.1	63.8	62.0	230.20	30.34	6984.27
2006/11/15	04:40:00	1213.3	910.6	218.0	265.6	227.2	207.3	497.2	1114.2	209.1	202.7	184.7	209.3	63.4	61.8	64.1	62.1	230.20	30.34	6984.27
2006/11/15	04:41:00	1212.6	909.8	217.7	266.8	226.7	206.9	496.7	1071.9	208.8	202.7	184.7	209.3	63.4	61.3	63.5	62.1	230.20	30.34	6984.27
2006/11/15	04:42:00	1212.6	909.6	217.8	266.9	227.0	207.4	499.0	1107.4	208.9	202.7	184.7	209.3	63.3	61.7	63.9	62.1	230.10	30.33	6978.93
2006/11/15																				

Heat Rise Test 1st Run

Date	Time	TC1	TC2	TC3	TC4	TC5	TC6	TC7	TC8	TC9	TC10	TC11	TC12	TC13	TC14	TC15	TC16	VDC	Amps	Watts
2006/11/15	04:45:00	1213.3	912.2	217.8	267.3	226.1	206.7	499.6	1102.4	208.7	202.5	184.7	209.3	63.3	61.5	63.6	61.8	230.20	30.34	6984.27
2006/11/15	04:46:00	1213.4	910.9	218.0	266.5	226.5	207.2	498.1	1136.9	208.8	202.5	184.7	209.3	63.4	62.0	63.6	61.7	230.20	30.34	6984.27
2006/11/15	04:47:00	1213.2	910.1	218.0	267.4	226.9	206.9	496.7	1129.0	208.8	202.7	184.7	209.3	63.3	62.3	63.5	61.8	230.20	30.34	6984.27
2006/11/15	04:48:00	1213.1	909.9	218.2	266.8	227.4	207.2	498.2	1131.2	209.0	202.5	184.7	209.3	63.3	61.6	63.4	61.8	230.20	30.34	6984.27
2006/11/15	04:49:00	1212.8	908.6	218.2	267.8	227.0	207.3	498.6	1098.4	209.3	202.7	184.7	209.5	63.4	61.5	63.4	62.0	230.20	30.34	6984.27
2006/11/15	04:50:00	1213.7	907.6	218.2	266.6	226.9	207.4	498.3	1127.6	209.1	202.7	184.9	209.5	63.3	61.5	63.6	62.0	230.20	30.34	6984.27
2006/11/15	04:51:00	1213.3	910.4	218.2	266.7	227.5	207.1	498.1	1102.7	209.7	203.0	184.9	209.5	63.3	61.7	63.6	62.0	230.20	30.34	6984.27
2006/11/15	04:52:00	1213.5	911.2	218.2	267.3	227.5	207.2	497.5	1124.2	209.4	202.8	184.9	209.6	63.5	61.7	63.7	62.0	230.20	30.35	6986.57
2006/11/15	04:53:00	1213.3	910.1	218.2	267.3	227.5	207.6	495.8	1112.1	209.3	202.5	184.9	209.6	63.4	61.7	63.8	62.2	230.20	30.34	6984.27
2006/11/15	04:54:00	1213.3	912.1	218.3	267.6	226.4	207.3	498.7	1115.7	209.7	202.7	184.9	209.6	63.4	61.5	63.9	62.2	230.20	30.34	6984.27
2006/11/15	04:55:00	1213.3	909.2	218.2	267.6	227.5	207.4	499.1	1115.0	209.6	202.7	185.0	209.6	63.6	61.3	63.8	62.2	230.20	30.34	6984.27
2006/11/15	04:56:00	1213.7	911.8	218.3	266.8	227.2	207.4	499.5	1120.4	209.6	202.7	185.0	209.7	63.5	61.6	63.6	62.0	230.10	30.33	6978.93
2006/11/15	04:57:00	1213.1	908.6	218.3	268.1	227.5	207.3	499.2	1102.4	209.4	202.7	185.0	209.8	63.4	61.5	63.7	62.0	230.20	30.33	6981.97
2006/11/15	04:58:00	1213.4	910.4	218.2	267.4	227.5	207.6	499.3	1131.8	209.5	203.0	185.0	209.8	63.4	61.4	63.8	62.2	230.20	30.34	6984.27
2006/11/15	04:59:00	1213.6	909.2	218.5	267.4	227.4	207.7	498.8	1134.8	209.3	202.7	185.0	209.7	63.4	61.4	63.8	61.9	230.10	30.34	6981.23
2006/11/15	05:00:00	1213.5	907.6	218.5	267.3	227.5	207.5	498.6	1140.5	209.4	203.0	185.0	209.9	63.5	62.6	63.6	62.0	230.20	30.34	6984.27
2006/11/15	05:01:00	1214.0	908.5	218.7	267.3	227.7	207.9	498.1	1149.2	209.9	203.0	185.2	209.9	63.4	61.7	63.8	62.1	230.20	30.34	6984.27
2006/11/15	05:02:00	1213.5	913.4	218.7	267.4	227.4	208.2	499.5	1127.3	209.6	203.1	185.2	209.9	63.5	62.0	63.9	62.0	230.10	30.33	6978.93
2006/11/15	05:03:00	1212.2	908.8	218.7	267.8	227.7	207.7	498.8	1129.9	209.6	203.1	185.4	209.9	63.4	62.0	63.6	62.0	230.20	30.34	6984.27
2006/11/15	05:04:00	1213.0	908.8	218.7	267.6	227.2	207.7	498.7	1154.2	209.8	203.2	185.2	210.0	63.3	62.0	63.6	62.1	230.20	30.34	6984.27
2006/11/15	05:05:00	1214.0	908.8	218.7	267.9	227.5	207.7	499.9	1144.2	209.4	203.3	185.4	210.0	63.5	62.1	63.6	62.0	230.20	30.34	6984.27
2006/11/15	05:06:00	1214.1	908.5	219.0	266.5	227.5	208.2	498.8	1163.8	209.5	203.2	185.4	210.0	63.2	62.1	63.6	61.8	230.20	30.34	6984.27
2006/11/15	05:07:00	1213.1	910.1	218.8	267.9	227.4	208.1	499.9	1136.7	209.7	203.1	185.5	210.1	63.4	62.1	63.8	62.1	230.20	30.34	6984.27
2006/11/15	05:08:00	1213.0	910.7	219.0	267.1	227.2	208.1	497.2	1156.1	209.7	203.2	185.5	210.1	63.2	61.4	63.9	62.0	230.20	30.34	6984.27
2006/11/15	05:09:00	1213.6	907.4	219.0	267.4	227.4	207.6	499.7	1138.7	209.8	203.2	185.5	210.1	63.4	61.6	63.8	62.0	230.20	30.34	6984.27
2006/11/15	05:10:00	1213.6	910.3	219.0	268.1	227.7	207.8	499.2	1160.7	210.0	203.3	185.5	210.2	63.2	61.4	63.5	61.9	230.20	30.33	6981.97
2006/11/15	05:11:00	1214.0	912.0	218.8	267.4	227.5	207.4	498.1	1143.8	209.8	203.3	185.5	210.2	63.4	62.1	63.5	61.9	230.20	30.34	6984.27
2006/11/15	05:12:00	1213.1	911.8	219.1	267.9	228.0	208.5	497.7	1129.0	210.1	203.5	185.7	210.2	63.6	61.7	64.0	62.0	230.20	30.34	6984.27
2006/11/15	05:13:00	1213.4	912.0	219.1	267.6	227.5	208.3	499.4	1160.4	209.7	203.3	185.7	210.3	63.5	62.8	63.8	61.9	230.20	30.34	6984.27
2006/11/15	05:14:00	1213.8	909.2	219.1	268.4	228.0	208.5	498.4	1121.9	209.8	203.3	185.7	210.3	63.6	64.6	63.8	62.3	230.20	30.34	6984.27
2006/11/15	05:15:00	1212.9	910.1	219.5	267.9	227.5	208.4	499.0	1140.9	210.1	203.7	185.7	210.4	62.8	61.7	63.9	62.1	230.20	30.34	6984.27
2006/11/15	05:16:00	1213.6	909.6	219.1	266.9	227.5	208.6	499.5	1148.9	210.2	203.7	185.7	210.4	63.5	61.7	63.8	62.0	230.10	30.34	6983.54
2006/11/15	05:17:00	1213.6	909.3	219.5	267.7	227.9	208.2	499.4	1146.2	210.3	203.5	185.7	210.5	63.6	62.8	63.8	62.1	230.20	30.34	6984.27
2006/11/15	05:18:00	1213.9	908.6	219.5	267.6	227.7	207.9	500.0	1143.3	210.7	203.8	185.7	210.5	63.6	62.3	63.7	62.4	230.20	30.34	6984.27
2006/11/15	05:19:00	1214.4	910.4	219.5	266.6	228.0	208.6	500.2	1184.4	209.9	203.6	185.9	210.6	63.6	62.4	64.0	62.2	230.20	30.34	6984.27
2006/11/15	05:20:00	1214.3	907.9	219.6	267.8	227.7	208.6	500.4	1123.3	210.2	204.0	186.0	210.6	63.5	62.3	63.6	62.3	230.20	30.34	6984.27
2006/11/15	05:21:00	1213.3	911.7	219.6	266.7	228.0	208.8	499.0	1153.5	210.7	203.8	185.9	210.6	63.6	61.6	63.9	62.1	230.20	30.34	6984.27
2006/11/15	05:22:00	1212.9	913.1	219.7	268.4	227.9	208.9	498.5	1107.5	210.4	204.0	186.0	210.7	63.7	61.5	64.0	62.2	230.20	30.34	6984.27
2006/11/15	05:23:00	1213.3	912.5	219.5	268.4	228.0	208.4	498.6	1132.9	210.5	203.8	186.0	210.6	63.6	61.7	63.6	61.9	230.20	30.34	6984.27
2006/11/15	05:24:00	1213.8	910.0	219.6	267.3	227.5	209.1	498.0	1170.4	210.5	204.0	186.0	210.7	63.5	62.8	64.0	62.1	230.10	30.34	6981.23
2006/11/15	05:25:00	1213.9	912.9	219.7	268.1	228.0	209.1	500.0	1141.7	210.4	203.8	186.0	210.6	63.9	62.3	63.9	62.2	230.10	30.34	6981.23
2006/11/15	05:26:00	1213.9	911.8	219.7	268.4	228.3	209.1	500.4	1149.6	210.4	203.6	186.0	210.6	63.5	61.6	64.2	61.9	230.10	30.34	6981.23
2006/11/15	05:27:00	1213.7	911.6	219.7	267.7	228.3	208.7	500.7	1164.7	210.4	204.1	186.0	210.6	63.4	61.5	63.5	61.5	230.20	30.34	6984.27
2006/11/15	05:28:00	1213.2	907.6	219.7	268.9	227.9	209.3	500.0	1179.6	210.3	204.0	186.2	210.7	63.8	61.5	64.2	62.2	230.20	30.34	6984.27
2006/11/15	05:29:00	1213.6	910.7	219.8	267.9	227.5	209.1	500.7	1157.3	210.9	204.1	186.2	210.8	63.3	61.7	63.9	62.3	230.20	30.34	6984.27
2006/11/15	05:30:00	1213.4	910.0	220.0	267.4	227.0	209.6	499.2	1167.4	210.7	204.0	186.2	210.8	63.8	62.8	64.0	62.0	230.10	30.33	6978.93
2006/11/15	05:31:00	1213.3	910.4	220.0	268.2	228.2	209.2	500.7	1151.7	210.4	204.0	186.4	210.8	63.3	61.9	63.9	62.0	230.20	30.34	6984.27
2006/11/15	05:32:00	1214.0	910.0	220.0	267.9	227.5	209.0	500.7	1178.0	210.5	204.2	186.2	210.8	63.4	61.4	63.5	61.6	230.20	30.34	6984.27
2006/11/15	05:33:00	1213.7	910.0	220.1	267.9	227.5	209.2	500.2	1157.4	211.2	204.3	186.4	210.9	63.5	61.7	63.5	62.0	230.20	30.34	6984.27
2006/11/15	05:34:00	1213.9	911.2	220.3	268.4	227.7	209.1	500.2	1160.5	211.2	204.3	186.2	210.9	63.4	61.9	64.2	62.1	230.10	30.34	6981.23
2006/11/15	05:35:00	1214.6	910.4	220.1	269.2	228.0	209.2	500.2	1172.3	211.2	204.3	186.4	210.9	63.5	62.3	64.0	62.1	230.20	30.34	6984.27
2006/11/15	05:36:00	1215.1	912.1	220.3	268.2	228.0	209.2	499.7	1174.1	210.5	204.2	186.4	211.0	63.5	61.9	63.9	61.7	230.20	30.34	6984.27
2006/11/15	05:37:00	1214.5	910.9	220.3	267.4	228.5	209.8	501.8	1154.7	211.1	204.3	186.4	211.0	63.6	62.1	64.0	62.0	230.20	30.34	6984.27
2006/11/15	05:38:00	1214.7	905.9	220.5	268.2	228.2	209.3	500.4	1181.0	211.2	204.5	186.5	211.0	63.6	62.0	64.0	62.0	230.20	30.34	6984.27
2006/11/15	05:39:00	1213.9	911.6	22																

Heat Rise Test

1st Run

Date	Time	TC1	TC2	TC3	TC4	TC5	TC6	TC7	TC8	TC9	TC10	TC11	TC12	TC13	TC14	TC15	TC16	VDC	Amps	Watts
2006/11/15	05:41:00	1213.8	912.7	220.5	268.7	228.5	210.0	500.7	1153.8	211.2	204.5	186.7	211.2	63.7	61.8	63.9	62.2	230.20	30.34	6984.27
2006/11/15	05:42:00	1213.6	911.8	220.6	268.9	228.2	209.5	500.5	1153.8	211.1	204.6	186.7	211.2	63.6	61.8	63.7	62.2	230.10	30.34	6981.23
2006/11/15	05:43:00	1214.0	911.6	220.5	268.7	228.0	209.7	500.8	1154.2	211.4	204.5	186.7	211.2	63.7	61.4	63.8	62.2	230.20	30.34	6984.27
2006/11/15	05:44:00	1213.3	912.0	220.5	268.6	228.0	209.4	501.7	1180.5	211.0	204.6	186.7	211.3	63.1	61.5	63.7	62.1	230.10	30.34	6981.23
2006/11/15	05:45:00	1214.5	911.5	220.6	268.9	228.2	209.8	501.5	1195.9	211.3	204.6	186.7	211.3	63.6	61.7	63.5	62.1	230.00	30.32	6973.60
2006/11/15	05:46:00	1214.9	908.9	220.7	268.2	228.5	210.1	501.9	1171.2	211.1	204.6	186.5	211.3	63.2	63.1	63.9	62.1	230.00	30.32	6973.60
2006/11/15	05:47:00	1214.1	910.4	220.8	268.6	228.3	210.1	500.7	1169.2	211.1	204.8	186.9	211.4	63.5	61.6	63.9	62.2	230.20	30.34	6984.27
2006/11/15	05:48:00	1212.9	913.4	220.7	268.7	228.5	210.0	501.5	1162.9	211.5	204.8	186.9	211.5	63.3	62.0	63.7	62.0	227.40	30.06	6835.64
2006/11/15	05:49:00	1214.7	911.7	220.9	267.7	228.2	210.2	501.0	1195.9	211.5	205.0	186.7	211.5	63.2	63.5	63.8	62.0	230.20	30.34	6984.27
2006/11/15	05:50:00	1214.1	912.3	221.0	267.7	228.2	210.2	501.6	1202.9	211.7	205.0	187.0	211.5	63.1	61.9	63.6	62.0	230.10	30.34	6981.23
2006/11/15	05:51:00	1213.9	910.1	220.8	268.9	228.0	209.9	502.0	1203.6	212.0	205.1	186.9	211.5	63.0	61.2	63.5	62.6	230.20	30.34	6984.27
2006/11/15	05:52:00	1214.7	909.8	221.0	268.9	228.8	210.0	502.1	1186.6	211.5	205.0	187.0	211.5	63.5	61.1	64.1	62.1	230.10	30.33	6978.93
2006/11/15	05:53:00	1214.1	912.5	220.9	268.9	228.5	209.8	502.0	1164.4	211.4	204.8	187.0	211.5	63.2	61.0	63.3	61.9	230.10	30.34	6981.23
2006/11/15	05:54:00	1215.1	907.6	221.1	268.2	228.0	210.0	500.8	1192.4	211.4	205.0	186.9	211.5	63.0	61.3	63.4	61.7	230.20	30.34	6984.27
2006/11/15	05:55:00	1215.1	906.5	221.0	268.7	228.2	210.0	499.4	1197.7	211.2	205.0	187.0	211.6	63.2	63.2	63.4	61.6	230.20	30.34	6984.27
2006/11/15	05:56:00	1214.4	910.6	221.0	268.7	227.7	210.2	501.7	1198.5	211.3	205.0	187.0	211.6	63.3	63.6	63.4	61.4	230.20	30.34	6984.27
2006/11/15	05:57:00	1214.4	912.3	220.9	267.8	228.7	210.0	500.8	1179.6	211.6	204.8	187.2	211.6	63.2	61.0	63.5	61.8	230.20	30.34	6984.27
2006/11/15	05:58:00	1213.5	913.3	221.0	268.9	228.7	209.6	501.0	1191.8	211.3	205.0	187.0	211.6	63.3	61.0	63.4	61.3	230.20	30.34	6984.27
2006/11/15	05:59:00	1213.5	908.9	221.0	269.2	227.7	209.9	501.9	1195.9	211.3	204.8	187.0	211.7	62.6	61.5	63.1	61.0	230.20	30.34	6984.27
2006/11/15	06:00:00	1214.0	909.7	221.0	268.7	228.2	209.5	500.5	1190.4	211.5	204.8	187.0	211.7	62.3	61.3	63.1	61.1	230.20	30.34	6984.27
2006/11/15	06:01:00	1214.6	910.9	221.2	268.7	227.9	209.9	501.6	1188.3	211.8	205.1	187.0	211.7	63.2	61.8	63.3	61.1	230.20	30.34	6984.27
2006/11/15	06:02:00	1214.4	910.0	221.3	268.4	229.3	210.7	500.5	1194.8	212.3	205.3	187.0	211.7	63.3	62.4	63.4	61.6	230.10	30.34	6981.23
2006/11/15	06:03:00	1214.1	911.8	221.3	268.7	229.5	210.1	502.4	1182.7	211.8	205.2	187.2	211.8	63.4	61.4	63.5	61.4	230.20	30.34	6984.27
2006/11/15	06:04:00	1214.3	911.4	221.3	269.7	228.7	210.6	501.8	1175.7	211.6	205.5	187.2	211.8	63.4	61.2	63.5	61.3	230.10	30.34	6981.23
2006/11/15	06:05:00	1214.1	910.4	221.3	268.2	228.3	210.0	501.8	1182.8	211.3	205.3	187.4	211.9	62.6	61.1	63.3	61.1	230.20	30.34	6984.27
2006/11/15	06:06:00	1213.9	912.4	221.5	267.8	229.0	210.0	501.0	1185.1	211.9	205.5	187.4	211.9	63.0	61.6	63.6	61.1	230.10	30.34	6981.23
2006/11/15	06:07:00	1214.4	912.1	221.3	269.4	228.5	210.1	500.8	1186.6	211.4	205.5	187.4	211.9	63.2	61.4	63.1	60.9	230.20	30.34	6984.27
2006/11/15	06:08:00	1215.4	911.2	221.3	269.4	228.7	210.1	501.9	1211.7	211.9	205.3	187.4	211.9	63.0	60.8	63.3	61.6	230.20	30.33	6981.97
2006/11/15	06:09:00	1214.3	911.1	221.5	268.7	228.2	210.4	501.9	1201.4	211.8	205.5	187.4	211.9	63.0	60.6	63.3	61.1	230.20	30.34	6984.27
2006/11/15	06:10:00	1215.9	910.4	221.6	267.8	228.5	210.1	502.2	1186.4	211.9	205.6	187.5	211.9	63.2	60.6	63.2	61.1	230.20	30.33	6984.27
2006/11/15	06:11:00	1215.0	911.9	221.6	269.0	228.3	210.3	501.0	1192.9	211.8	205.5	187.2	211.8	63.1	61.7	63.3	61.1	230.20	30.34	6984.27
2006/11/15	06:12:00	1214.7	911.8	221.6	269.2	228.8	210.6	502.2	1208.4	212.0	205.5	187.4	211.8	63.3	62.1	63.3	61.3	230.20	30.34	6984.27
2006/11/15	06:13:00	1215.9	911.1	221.7	268.7	228.3	210.1	501.5	1203.6	212.2	205.5	187.4	211.9	63.0	62.3	63.2	61.2	230.20	30.34	6984.27
2006/11/15	06:14:00	1215.1	912.9	221.7	268.4	228.3	210.5	500.2	1203.6	211.6	205.5	187.5	211.9	63.1	61.4	63.1	61.0	230.20	30.34	6984.27
2006/11/15	06:15:00	1214.4	910.9	221.9	269.0	229.0	210.4	501.9	1205.4	211.7	205.6	187.5	212.0	62.8	61.1	63.1	61.2	230.20	30.34	6984.27
2006/11/15	06:16:00	1214.4	911.8	221.9	269.7	228.5	210.6	502.2	1207.2	212.1	205.7	187.5	212.1	63.4	61.1	63.5	61.2	230.20	30.34	6984.27
2006/11/15	06:17:00	1214.6	911.6	221.9	269.4	228.8	211.0	501.5	1189.1	212.6	206.0	187.7	212.1	63.2	61.5	63.4	61.6	230.20	30.34	6984.27
2006/11/15	06:18:00	1214.6	911.1	221.9	269.0	228.8	210.8	501.7	1211.8	212.1	205.6	187.7	212.2	63.1	62.6	63.5	61.3	230.20	30.34	6984.27
2006/11/15	06:19:00	1215.6	909.8	222.0	268.9	228.7	211.0	501.7	1176.9	212.2	205.6	187.7	212.2	63.2	61.3	63.7	61.5	230.20	30.34	6984.27
2006/11/15	06:20:00	1214.7	913.7	221.9	269.2	228.2	210.6	501.9	1185.6	212.4	205.7	188.0	212.3	63.4	62.3	63.4	61.4	230.20	30.33	6981.97
2006/11/15	06:21:00	1213.8	912.7	222.2	269.4	228.5	210.7	502.0	1200.3	212.5	205.8	187.9	212.2	63.0	61.8	63.3	61.2	230.20	30.34	6984.27
2006/11/15	06:22:00	1214.1	910.3	222.2	269.2	228.5	210.7	502.3	1220.5	212.5	205.8	187.7	212.2	62.8	61.5	63.1	61.1	230.10	30.33	6978.93
2006/11/15	06:23:00	1215.1	910.4	222.1	268.9	228.3	210.7	501.5	1195.6	212.4	205.7	187.9	212.3	63.2	61.1	63.2	61.3	230.20	30.34	6984.27
2006/11/15	06:24:00	1214.9	911.9	222.2	269.2	228.2	211.0	502.0	1206.1	212.5	205.6	188.0	212.3	63.2	61.3	63.3	61.4	230.20	30.34	6984.27
2006/11/15	06:25:00	1214.5	909.8	222.3	270.0	228.5	211.0	501.3	1231.3	212.2	205.7	188.0	212.4	62.8	62.4	63.1	61.2	230.10	30.32	6976.63
2006/11/15	06:26:00	1213.9	911.2	222.2	269.2	229.0	211.0	502.7	1201.9	211.9	205.7	188.0	212.4	63.0	61.4	63.1	61.2	230.20	30.33	6984.27
2006/11/15	06:27:00	1215.8	911.9	222.5	269.4	229.0	211.2	501.5	1211.2	212.5	205.8	188.0	212.5	63.0	61.1	63.4	61.5	230.20	30.33	6981.97
2006/11/15	06:28:00	1214.6	912.0	222.4	269.5	228.8	211.2	502.0	1197.7	212.4	206.1	188.2	212.6	63.1	61.6	63.2	61.2	230.20	30.32	6982.70
2006/11/15	06:29:00	1213.9	912.6	222.4	269.7	229.2	211.1	502.9	1207.3	212.5	206.0	188.2	212.6	63.2	61.8	63.5	61.5	230.20	30.34	6984.27
2006/11/15	06:30:00	1214.8	911.5	222.4	268.6	228.7	210.4	503.1	1200.1	212.4	206.0	188.2	212.6	63.2	61.7	63.4	61.4	230.20	30.33	6981.97
2006/11/15	06:31:00	1214.7	911.1	222.6	269.8	228.5	211.3	502.5	1216.1	212.4	206.0	188.2	212.6	63.1	63.1	63.2	61.3	230.20	30.34	6984.27
2006/11/15	06:32:00	1214.5	912.1	222.4	269.7	229.3	211.1	502.5	1203.6	212.5	206.0	188.2	212.6	63.0	62.1	63.1	61.1	230.20	30.33	6981.97
2006/11/15	06:33:00	1214.6	911.1	222.3	269.7	229.5	211.2	503.0	1233.9	212.6	206.0	188.4	212.7	62.8	61.0	63.1	61.3	230.20	30.33	6981.97
2006/11/15	06:34:00	1215.1	909.6	222.8	268.7	229.0	211.6	501.0	1229.7	212.8	206.1	188.2	212.7	63.5	61.2	63.2	61.3	230.20	30.34	6984.27
2006/11/15																				

Heat Rise Test 1st Run

Date	Time	TC1	TC2	TC3	TC4	TC5	TC6	TC7	TC8	TC9	TC10	TC11	TC12	TC13	TC14	TC15	TC16	VDC	Amps	Watts
2006/11/15	06:37:00	1214.9	909.4	222.8	268.9	229.0	210.5	503.9	1214.9	212.4	206.0	188.2	212.7	62.8	61.4	63.0	61.0	230.20	30.33	6981.97
2006/11/15	06:38:00	1214.7	913.6	222.7	269.4	229.2	211.5	503.7	1222.1	212.8	206.2	188.2	212.8	63.1	60.6	63.1	61.5	230.10	30.33	6978.93
2006/11/15	06:39:00	1215.5	913.1	222.6	269.4	228.8	211.5	504.2	1207.9	212.8	206.1	188.4	212.8	63.1	60.9	63.0	61.3	230.10	30.33	6978.93
2006/11/15	06:40:00	1215.4	912.5	222.8	268.9	228.8	211.4	503.2	1218.9	212.8	206.1	188.4	212.9	63.1	61.5	63.1	61.3	230.20	30.33	6981.97
2006/11/15	06:41:00	1215.1	914.1	222.8	268.6	228.5	211.4	504.2	1220.0	213.1	206.3	188.4	212.8	62.8	61.0	63.2	61.3	230.20	30.34	6984.27
2006/11/15	06:42:00	1214.5	912.4	223.0	270.2	229.2	211.4	502.6	1215.9	212.9	206.4	188.5	212.9	63.1	60.6	62.8	61.0	229.80	30.29	6960.64
2006/11/15	06:43:00	1215.1	910.9	223.0	269.4	228.5	211.8	503.6	1236.6	212.9	206.4	188.4	212.9	62.8	60.9	63.2	61.0	230.20	30.34	6984.27
2006/11/15	06:44:00	1215.1	912.8	223.0	270.2	229.5	211.4	503.1	1222.1	213.1	206.4	188.4	212.9	62.8	60.6	63.2	61.3	230.20	30.33	6981.97
2006/11/15	06:45:00	1214.3	912.9	222.9	269.2	229.3	211.6	503.0	1212.1	213.1	206.4	188.5	213.0	63.3	60.4	63.2	61.4	230.10	30.34	6981.23
2006/11/15	06:46:00	1215.0	912.2	223.0	269.2	229.3	211.6	503.2	1217.3	213.0	206.6	188.5	213.0	63.6	61.6	63.4	61.3	230.20	30.34	6984.27
2006/11/15	06:47:00	1214.9	914.7	223.1	270.2	229.2	212.3	503.4	1212.2	213.4	206.9	188.7	213.0	62.8	61.5	62.8	61.3	230.20	30.34	6984.27
2006/11/15	06:48:00	1214.5	913.0	223.2	270.2	230.0	212.4	503.9	1226.0	212.7	206.8	188.7	213.1	63.3	61.1	63.6	61.9	230.10	30.33	6978.93
2006/11/15	06:49:00	1214.8	910.7	223.1	269.7	230.0	212.3	502.6	1222.9	213.7	206.7	188.5	213.0	63.5	62.8	64.1	62.1	229.30	30.23	6931.74
2006/11/15	06:50:00	1214.8	912.4	223.2	269.2	229.6	212.2	504.7	1235.1	214.0	207.0	188.7	213.1	63.2	62.1	64.0	61.9	230.20	30.34	6984.27
2006/11/15	06:51:00	1214.9	913.4	223.1	268.9	229.2	212.2	504.0	1227.3	213.4	206.8	188.7	213.1	63.2	60.6	63.0	61.1	230.10	30.34	6981.23
2006/11/15	06:52:00	1214.9	913.6	223.2	269.7	229.6	212.0	502.5	1227.4	213.2	206.8	188.9	213.1	63.1	60.6	63.2	61.0	230.10	30.33	6978.93
2006/11/15	06:53:00	1214.3	912.7	223.3	270.0	230.0	212.1	504.3	1218.6	213.2	206.8	189.0	213.2	63.2	61.1	63.5	61.3	230.00	30.18	6941.40
2006/11/15	06:54:00	1214.2	914.4	223.3	269.7	229.2	212.1	502.7	1225.1	213.2	206.6	189.0	213.2	63.1	63.0	63.0	61.2	230.10	30.21	6951.32
2006/11/15	06:55:00	1214.4	912.8	223.5	270.0	229.5	212.1	504.2	1223.4	213.5	206.9	189.0	213.2	62.8	61.3	63.1	61.1	230.20	30.34	6984.27
2006/11/15	06:56:00	1214.5	912.8	223.3	268.9	229.5	212.3	503.7	1214.3	213.5	206.7	189.0	213.2	63.1	61.2	63.3	61.0	230.20	30.34	6984.27
2006/11/15	06:57:00	1215.1	912.1	223.4	270.7	229.6	212.2	503.9	1203.4	213.2	206.9	189.0	213.4	63.0	61.0	63.4	60.9	230.20	30.33	6981.97
2006/11/15	06:58:00	1215.1	913.0	223.5	270.4	229.6	212.4	503.0	1227.4	213.4	206.9	189.0	213.4	63.0	61.0	63.3	61.4	230.20	30.34	6984.27
2006/11/15	06:59:00	1215.1	910.3	223.7	270.2	229.6	212.2	503.6	1229.2	213.4	207.0	189.0	213.4	62.8	62.4	63.4	61.1	230.20	30.34	6984.27
2006/11/15	07:00:00	1215.1	911.8	223.8	270.2	229.8	212.4	504.3	1234.3	213.7	207.2	189.0	213.5	63.0	61.8	63.3	61.5	230.10	30.33	6978.93
2006/11/15	07:01:00	1215.6	910.0	223.9	269.7	228.8	212.3	502.6	1243.1	213.6	207.1	189.0	213.6	63.1	61.5	63.4	61.3	230.20	30.33	6981.97
2006/11/15	07:02:00	1215.6	912.9	223.9	270.0	229.3	212.8	505.0	1207.4	213.6	207.2	189.0	213.6	63.0	62.1	63.4	61.4	230.20	30.33	6981.97
2006/11/15	07:03:00	1215.7	910.9	223.9	269.8	230.1	212.8	503.5	1255.8	213.5	207.4	189.2	213.6	63.2	61.3	63.7	61.1	230.10	30.32	6976.63
2006/11/15	07:04:00	1215.1	913.1	223.9	270.9	229.7	212.8	503.9	1222.1	213.5	207.2	189.2	213.7	62.6	61.4	63.1	60.8	230.20	30.33	6981.97
2006/11/15	07:05:00	1215.5	913.1	224.0	269.7	229.8	213.1	503.5	1235.2	213.7	207.4	189.2	213.7	63.1	61.1	63.4	61.4	230.10	30.33	6978.93
2006/11/15	07:06:00	1215.9	911.1	224.1	270.6	229.6	212.6	505.3	1216.1	213.7	207.2	189.0	213.6	62.8	61.6	63.0	61.1	230.10	30.34	6983.54
2006/11/15	07:07:00	1215.1	914.6	224.1	269.5	229.5	212.8	504.2	1233.3	213.7	207.3	189.2	213.6	63.5	60.6	63.3	61.4	230.10	30.32	6976.63
2006/11/15	07:08:00	1215.6	912.6	224.2	270.6	229.6	212.5	504.8	1238.1	213.6	207.3	189.2	213.7	63.0	62.0	63.3	61.4	230.20	30.34	6984.27
2006/11/15	07:09:00	1215.0	908.6	224.1	269.4	230.0	212.5	503.9	1229.5	213.6	207.1	189.2	213.7	62.8	61.2	63.3	61.1	230.00	30.32	6975.90
2006/11/15	07:10:00	1215.1	912.4	224.2	270.5	230.5	212.7	504.5	1226.0	214.2	207.1	189.2	213.7	63.1	60.6	63.4	61.4	229.10	30.21	6923.40
2006/11/15	07:11:00	1215.1	913.6	224.1	270.4	229.5	212.8	505.0	1245.9	213.9	207.4	189.4	213.7	62.8	60.9	63.8	61.3	229.90	30.33	6977.47
2006/11/15	07:12:00	1216.2	913.6	224.2	269.7	229.7	212.7	505.0	1241.4	213.4	207.5	189.5	213.7	62.8	61.0	63.1	61.1	230.20	30.33	6981.97
2006/11/15	07:13:00	1216.2	912.8	224.2	270.8	229.7	212.9	505.0	1255.1	214.0	207.5	189.5	213.7	63.2	61.3	63.4	61.4	230.20	30.34	6984.27
2006/11/15	07:14:00	1216.2	914.1	224.4	270.2	229.7	213.4	504.5	1248.2	214.4	207.7	189.4	213.9	63.0	62.3	63.5	61.4	230.10	30.34	6981.23
2006/11/15	07:15:00	1215.7	912.5	224.4	269.4	230.0	212.9	503.7	1238.7	214.1	207.7	189.5	214.0	63.3	61.6	63.6	61.5	229.10	30.20	6918.82
2006/11/15	07:16:00	1214.9	910.9	224.5	270.5	230.0	213.2	504.5	1223.6	214.5	207.8	189.5	214.0	63.3	61.4	63.9	61.4	230.10	30.32	6976.63
2006/11/15	07:17:00	1215.7	912.8	224.6	271.2	229.8	213.4	506.0	1262.7	214.2	208.0	189.5	214.0	63.4	62.0	63.8	61.5	229.40	30.30	6950.82
2006/11/15	07:18:00	1214.4	913.1	224.5	270.2	230.0	213.2	505.1	1234.0	214.6	208.1	189.5	214.1	62.8	61.4	63.5	61.7	230.00	30.31	6971.30
2006/11/15	07:19:00	1215.5	909.7	224.4	270.2	229.6	213.2	504.5	1239.6	214.9	208.2	189.5	214.2	63.1	61.8	63.6	61.9	230.00	30.28	6964.40
2006/11/15	07:20:00	1215.2	913.1	224.6	270.5	229.7	213.4	504.8	1243.3	214.9	208.2	189.5	214.1	63.6	61.8	63.8	62.2	230.10	30.33	6978.93
2006/11/15	07:21:00	1215.2	910.4	224.5	269.7	230.3	213.4	505.0	1235.4	214.4	208.0	189.7	214.2	63.5	61.2	63.8	61.4	229.50	30.24	6940.08
2006/11/15	07:22:00	1215.9	912.2	224.6	270.5	230.4	213.6	504.3	1249.9	214.1	208.0	189.7	214.1	63.6	61.5	63.8	61.5	230.10	30.33	6978.93
2006/11/15	07:23:00	1215.6	911.5	224.6	270.2	229.7	213.5	504.8	1230.6	214.9	208.3	189.7	214.1	64.2	62.8	63.0	62.3	229.70	30.29	6957.61
2006/11/15	07:24:00	1215.9	912.7	224.6	271.9	230.3	213.6	505.1	1261.5	215.7	208.5	189.5	214.1	62.8	63.1	63.4	63.4	230.10	30.33	6981.23
2006/11/15	07:25:00	1215.5	915.1	224.7	271.6	230.8	213.4	505.5	1250.9	215.4	208.7	189.7	214.1	63.3	63.3	63.3	63.5	229.90	30.31	6968.27
2006/11/15	07:26:00	1215.9	911.8	224.8	270.2	230.7	213.7	505.5	1251.6	215.5	208.5	189.7	214.2	63.9	62.6	64.2	62.6	230.20	30.34	6984.27
2006/11/15	07:27:00	1215.1	913.1	224.9	269.7	230.4	214.0	505.0	1237.0	215.5	208.6	189.9	214.2	64.1	62.6	63.9	62.2	229.90	30.25	6963.67
2006/11/15	07:28:00	1215.0	913.4	225.0	270.8	229.8	213.5	505.0	1238.3	214.7	208.4	190.0	214.2	63.1	63.2	63.9	61.6	230.00	30.32	6973.60
2006/11/15	07:29:00	1215.4	913.1	225.0	271.0	230.8	213.7	504.8	1233.3	215.2	208.6	190.2	214.2	63.9	62.8	63.1	62.6	229.90	30.32	6976.63
2006/11/15	07:30:00	1215.8	914.8	225.0	271.1	230.0	214.2	505.3	1243.6	215.9	208.9	190.0	214.2	63.9	63.2	63.1	62.6	229.90	30.32	6970.57
2006/11/15	07:31:00	1215.7	914.1	22																

Heat Rise Test

1st Run

Date	Time	TC1	TC2	TC3	TC4	TC5	TC6	TC7	TC8	TC9	TC10	TC11	TC12	TC13	TC14	TC15	TC16	VDC	Amps	Watts
2006/11/15	07:33:00	1215.9	914.8	225.2	270.2	230.5	214.2	504.0	1254.4	215.7	209.2	190.2	214.5	63.3	62.8	63.9	62.8	229.60	30.27	6949.99
2006/11/15	07:34:00	1214.8	914.1	225.2	270.2	230.2	213.7	505.9	1232.1	214.9	208.7	190.2	214.5	63.4	60.6	63.7	61.2	229.90	30.32	6970.57
2006/11/15	07:35:00	1215.0	911.4	225.1	270.8	229.5	213.4	505.8	1232.8	214.5	208.5	190.2	214.4	62.6	60.9	62.8	60.2	230.10	30.32	6976.63
2006/11/15	07:36:00	1215.6	912.4	224.9	270.8	230.1	213.2	506.3	1265.2	214.9	208.5	190.2	214.4	62.3	59.9	62.3	60.1	230.10	30.33	6978.93
2006/11/15	07:37:00	1215.9	913.6	225.1	270.9	230.2	213.7	505.5	1248.5	215.2	208.6	190.0	214.4	62.4	60.0	62.8	60.6	230.20	30.33	6981.97
2006/11/15	07:38:00	1214.9	913.7	225.2	271.7	230.3	213.4	505.3	1224.1	214.9	208.8	190.2	214.4	62.4	60.6	63.4	60.4	229.60	30.27	6949.99
2006/11/15	07:39:00	1214.1	913.3	225.0	271.7	230.4	213.6	505.6	1254.6	214.9	208.6	190.2	214.5	61.9	59.9	62.0	59.9	230.00	30.32	6973.60
2006/11/15	07:40:00	1214.4	913.7	225.2	270.2	230.0	213.7	505.2	1253.1	215.1	208.7	190.2	214.4	61.9	60.8	62.0	59.8	230.00	30.32	6973.60
2006/11/15	07:41:00	1215.7	914.1	225.4	270.0	230.2	213.1	506.6	1268.3	215.4	208.6	190.2	214.5	62.2	61.4	62.8	60.9	230.10	30.32	6976.63
2006/11/15	07:42:00	1215.7	912.1	225.5	271.2	231.2	214.1	505.8	1242.6	215.7	209.2	190.2	214.6	63.0	61.3	63.4	61.9	229.40	30.24	6937.06
2006/11/15	07:43:00	1215.9	912.5	225.4	270.4	230.3	213.7	506.6	1242.8	216.0	209.0	190.2	214.6	62.8	61.5	62.6	61.9	230.10	30.33	6978.93
2006/11/15	07:44:00	1215.4	913.1	225.5	269.9	231.0	213.9	505.6	1248.8	216.5	209.3	190.2	214.7	62.6	62.1	62.8	62.2	230.00	30.31	6971.30
2006/11/15	07:45:00	1215.4	910.1	225.6	270.2	229.3	214.5	505.2	1265.9	216.0	209.4	190.4	214.7	62.6	62.6	64.1	62.0	230.10	30.32	6976.63
2006/11/15	07:46:00	1216.3	914.4	225.7	270.6	229.0	213.9	505.8	1260.3	215.5	209.3	190.5	214.9	62.8	61.0	63.1	61.1	229.80	30.30	6962.94
2006/11/15	07:47:00	1215.1	909.5	225.7	271.5	230.1	214.0	506.4	1259.3	216.0	208.9	190.5	214.9	62.8	60.4	63.4	61.6	230.10	30.31	6974.33
2006/11/15	07:48:00	1215.4	910.7	225.7	270.7	230.9	214.2	506.1	1250.4	215.5	209.1	190.5	214.9	63.2	61.7	63.6	61.7	230.00	30.32	6973.60
2006/11/15	07:49:00	1215.6	913.4	225.7	270.3	230.3	214.1	505.5	1268.4	215.9	209.4	190.7	215.0	63.2	60.8	63.4	61.7	229.10	30.24	6927.98
2006/11/15	07:50:00	1214.8	916.1	225.9	270.7	230.4	214.4	507.2	1224.8	215.5	209.3	190.7	215.0	63.4	61.0	63.7	61.6	229.50	30.31	6956.15
2006/11/15	07:51:00	1215.0	911.9	226.1	270.9	230.3	214.2	506.0	1253.4	215.5	209.4	190.7	215.0	63.3	61.6	63.6	61.3	229.50	30.28	6949.26
2006/11/15	07:52:00	1216.1	912.9	226.1	268.9	230.8	214.2	506.4	1260.1	216.2	209.6	190.7	215.0	63.6	60.9	63.5	62.0	230.00	30.31	6971.30
2006/11/15	07:53:00	1215.5	914.1	226.1	270.8	230.4	214.7	506.0	1255.8	216.0	209.7	190.7	215.1	63.6	61.0	63.6	61.8	230.10	30.33	6978.93
2006/11/15	07:54:00	1215.4	913.1	226.0	270.4	229.7	214.6	504.2	1238.3	216.2	209.7	190.7	215.1	63.7	62.2	64.0	61.9	230.00	30.29	6972.76
2006/11/15	07:55:00	1215.1	913.6	226.2	270.4	230.3	214.9	505.9	1257.6	217.0	209.9	190.7	215.1	63.3	63.8	64.0	62.8	229.60	30.26	6947.70
2006/11/15	07:56:00	1215.6	912.7	226.2	271.2	231.7	214.9	504.7	1256.9	216.9	210.0	190.7	215.1	63.7	62.8	63.7	63.7	229.80	30.26	6953.75
2006/11/15	07:57:00	1215.4	910.9	226.2	270.2	231.3	214.7	507.6	1256.0	217.0	210.2	190.9	215.2	62.6	62.8	64.1	63.4	230.10	30.29	6972.76
2006/11/15	07:58:00	1215.6	909.0	226.2	270.4	232.0	214.6	506.2	1271.3	217.0	210.1	191.0	215.2	63.6	63.1	63.8	63.0	229.20	30.25	6933.30
2006/11/15	07:59:00	1215.4	916.0	226.2	271.7	232.4	215.0	506.2	1263.1	217.0	210.4	191.0	215.2	63.9	63.3	63.8	63.4	229.90	30.29	6963.67
2006/11/15	08:00:00	1215.8	912.7	226.2	270.7	231.0	214.9	505.2	1276.8	217.0	210.3	191.0	215.2	63.8	63.2	64.3	62.4	228.50	30.16	6891.56
2006/11/15	08:01:00	1216.2	910.0	226.4	271.4	231.7	214.7	505.5	1274.1	217.0	210.2	190.9	215.2	63.3	63.5	64.0	62.4	229.90	30.32	6970.57
2006/11/15	08:02:00	1215.7	911.2	226.4	270.4	230.8	215.0	507.2	1273.3	216.9	210.3	191.0	215.2	63.5	63.9	63.9	63.5	230.00	30.31	6971.30
2006/11/15	08:03:00	1217.2	913.3	226.2	271.0	230.5	215.2	506.9	1269.3	217.2	210.7	191.2	215.2	63.9	63.2	64.3	63.0	229.80	30.29	6960.64
2006/11/15	08:04:00	1216.8	914.2	226.4	270.9	230.4	215.4	505.9	1278.6	217.2	210.6	191.4	215.4	64.2	63.8	64.4	63.1	229.90	30.27	6962.10
2006/11/15	08:05:00	1215.6	913.0	226.5	272.0	230.9	215.5	506.3	1287.5	216.4	210.5	191.5	215.4	64.3	62.8	64.6	62.4	230.00	30.24	6958.22
2006/11/15	08:06:00	1215.6	911.6	226.5	271.5	231.3	215.2	506.9	1269.8	216.4	210.3	191.5	215.5	64.3	63.8	64.8	62.6	229.90	30.32	6977.47
2006/11/15	08:07:00	1215.7	912.7	226.7	272.1	231.2	214.9	506.6	1250.1	216.7	210.7	191.5	215.5	63.8	62.8	64.2	62.6	228.90	30.16	6903.62
2006/11/15	08:08:00	1215.5	913.7	226.7	272.1	231.6	215.0	506.2	1270.1	217.5	210.5	191.5	215.5	64.0	63.4	64.3	63.0	229.50	30.26	6944.67
2006/11/15	08:09:00	1215.2	914.9	226.7	271.8	231.7	215.2	506.6	1267.7	217.2	210.8	191.5	215.5	64.8	64.0	64.8	63.1	229.70	30.30	6959.91
2006/11/15	08:10:00	1215.6	913.4	226.9	271.3	232.1	215.9	506.7	1277.4	217.7	210.9	191.4	215.5	63.4	63.1	64.2	63.8	229.50	30.28	6951.56
2006/11/15	08:11:00	1216.3	912.9	226.9	271.7	231.8	215.5	505.9	1279.3	217.5	211.1	191.5	215.7	63.8	63.1	63.9	63.9	228.70	30.18	6902.17
2006/11/15	08:12:00	1215.1	914.6	227.0	272.5	231.6	215.2	507.5	1253.9	217.7	211.1	191.7	215.7	64.4	63.1	63.2	63.7	229.90	30.26	6962.10
2006/11/15	08:13:00	1215.4	913.6	227.0	271.9	231.8	215.2	507.6	1286.1	217.0	210.9	191.7	215.9	64.4	62.4	64.6	62.2	229.90	30.27	6959.07
2006/11/15	08:14:00	1215.9	912.0	226.9	270.2	231.6	215.0	507.2	1285.4	216.7	211.0	191.9	215.9	64.1	62.3	64.0	62.0	229.60	30.25	6945.40
2006/11/15	08:15:00	1215.8	914.6	227.2	271.6	231.5	215.7	507.2	1269.6	217.3	210.9	191.7	215.7	64.1	62.0	64.1	62.6	230.00	30.28	6964.40
2006/11/15	08:16:00	1216.2	914.1	227.2	272.0	231.4	215.5	507.5	1281.1	217.3	211.0	191.9	215.9	64.0	63.0	64.4	62.8	229.20	30.25	6933.30
2006/11/15	08:17:00	1216.2	912.9	227.2	270.8	231.5	215.2	506.0	1283.5	217.5	211.1	191.7	215.9	63.9	63.0	63.9	63.0	230.00	30.28	6970.46
2006/11/15	08:18:00	1216.8	914.1	227.2	270.5	231.3	215.9	508.2	1290.3	218.0	211.2	191.7	215.9	63.0	63.2	63.4	63.2	229.70	30.18	6944.42
2006/11/15	08:19:00	1215.9	915.4	227.2	272.1	231.2	215.9	508.0	1254.2	218.0	211.5	191.7	216.0	63.7	63.6	64.0	63.5	230.00	30.29	6966.70
2006/11/15	08:20:00	1215.7	915.6	227.2	271.5	231.5	215.7	507.0	1255.1	217.8	211.3	191.9	216.0	63.9	63.1	64.6	62.6	229.60	30.27	6952.29
2006/11/15	08:21:00	1215.4	913.4	227.2	271.1	232.6	215.5	506.6	1272.7	217.2	211.2	192.0	216.0	64.1	62.2	64.1	62.0	229.90	30.28	6967.43
2006/11/15	08:22:00	1216.6	915.3	227.2	271.2	232.1	215.7	507.7	1281.6	217.8	211.3	192.0	216.0	64.0	62.1	64.2	62.2	230.00	30.32	6973.60
2006/11/15	08:23:00	1216.1	912.0	227.2	272.1	232.3	215.9	507.4	1271.1	217.2	211.3	192.0	216.0	64.3	62.8	64.6	62.6	230.00	30.32	6978.93
2006/11/15	08:24:00	1215.2	913.7	227.2	272.0	231.3	215.5	508.2	1289.1	217.2	210.9	192.0	216.0	63.7	62.2	64.0	62.0	229.80	30.28	6958.34
2006/11/15	08:25:00	1216.6	911.7	227.4	271.7	231.4	215.4	508.3	1264.3	217.2	211.2	192.0	216.0	63.4	62.0	63.9	61.9	229.90	30.29	6970.57
2006/11/15	08:26:00	1216.4	913.3	227.5	272.1	231.8	215.4	508.2	1285.1	217.2	211.3	192.0	216.2	63.6	61.6	63.8	62.1	229.90	30.30	6970.57
2006/11/15																				

Heat Rise Test

1st Run

Date	Time	TC1	TC2	TC3	TC4	TC5	TC6	TC7	TC8	TC9	TC10	TC11	TC12	TC13	TC14	TC15	TC16	VDC	Amps	Watts
2006/11/15	08:29:00	1217.7	911.4	227.5	271.8	231.5	215.7	507.2	1295.1	217.3	211.4	192.2	216.2	63.6	61.1	63.9	62.0	229.10	30.25	6930.28
2006/11/15	08:30:00	1216.9	914.9	227.7	272.0	231.4	215.2	508.7	1282.7	216.9	211.2	192.2	216.2	63.8	61.6	63.9	62.1	228.40	30.16	6888.54
2006/11/15	08:31:00	1216.6	913.6	227.7	272.1	231.6	215.4	508.5	1276.3	217.5	211.3	192.2	216.2	63.2	61.5	63.9	61.9	229.60	30.27	6949.99
2006/11/15	08:32:00	1215.9	915.1	227.7	271.7	231.5	215.9	508.5	1264.9	217.3	211.1	192.2	216.2	63.7	64.1	64.1	62.1	229.90	30.26	6959.07
2006/11/15	08:33:00	1215.8	916.1	227.7	271.9	231.5	216.0	508.2	1286.1	217.2	211.3	192.2	216.2	63.6	61.7	64.2	61.9	230.10	30.32	6976.63
2006/11/15	08:34:00	1215.7	912.9	227.7	271.9	231.4	215.5	507.7	1276.6	217.8	211.2	192.2	216.2	63.3	61.0	63.8	62.0	230.10	30.33	6978.93
2006/11/15	08:35:00	1215.6	913.6	227.9	272.4	231.2	216.2	508.0	1277.4	218.2	211.5	192.2	216.2	64.0	62.8	64.3	62.2	229.80	30.32	6974.43
2006/11/15	08:36:00	1215.1	914.1	227.7	271.5	232.5	216.2	507.4	1297.2	218.3	211.5	192.2	216.2	64.4	63.9	63.5	63.1	229.80	30.31	6965.24
2006/11/15	08:37:00	1215.2	915.5	227.9	271.9	231.5	216.4	509.0	1293.0	217.5	211.7	192.4	216.4	64.1	63.5	63.7	63.2	229.90	30.29	6966.70
2006/11/15	08:38:00	1215.9	914.4	228.0	271.4	231.2	216.0	507.1	1274.3	218.5	211.7	192.4	216.4	63.7	63.7	64.1	63.7	230.00	30.31	6973.60
2006/11/15	08:39:00	1216.9	913.6	228.0	271.9	232.1	216.2	508.3	1290.2	219.0	212.0	192.4	216.4	63.6	64.4	64.1	63.4	229.80	30.27	6958.34
2006/11/15	08:40:00	1216.6	913.6	228.0	271.9	232.7	216.0	506.9	1317.4	219.0	212.4	192.4	216.4	63.4	64.6	64.6	63.2	229.90	30.29	6976.63
2006/11/15	08:41:00	1216.6	911.6	228.0	272.2	232.0	216.5	506.7	1296.2	219.2	212.0	192.4	216.5	63.8	64.4	64.6	63.2	230.10	30.28	6973.48
2006/11/15	08:42:00	1216.4	914.5	228.0	272.6	231.8	216.2	508.0	1296.2	218.0	212.3	192.5	216.5	63.8	61.6	64.2	62.0	229.70	30.30	6964.50
2006/11/15	08:43:00	1215.1	916.4	227.2	272.8	232.1	216.2	507.7	1291.0	218.0	211.8	192.7	216.5	63.4	61.1	64.0	61.5	229.90	30.29	6968.27
2006/11/15	08:44:00	1215.2	914.1	227.5	272.8	231.8	215.5	507.2	1292.3	217.7	211.8	192.5	216.5	63.0	60.4	63.5	60.6	229.80	30.28	6965.24
2006/11/15	08:45:00	1216.2	914.4	228.0	272.4	231.3	216.0	509.3	1284.8	218.0	211.7	192.5	216.5	62.6	60.6	63.3	60.6	229.90	30.28	6961.37
2006/11/15	08:46:00	1215.8	913.1	228.0	271.7	231.9	216.2	508.0	1292.8	217.5	211.7	192.5	216.4	62.6	61.3	63.3	61.1	230.10	30.31	6974.33
2006/11/15	08:47:00	1215.9	912.9	228.0	271.7	232.9	216.4	505.0	1279.1	218.5	211.7	192.2	216.4	62.6	61.5	63.6	62.1	229.80	30.30	6962.94
2006/11/15	08:48:00	1216.1	916.4	228.0	272.1	232.9	216.5	508.0	1284.5	218.8	212.2	192.5	216.5	62.4	62.4	64.3	62.4	230.10	30.33	6981.97
2006/11/15	08:49:00	1215.6	916.9	228.3	272.5	231.8	216.5	507.9	1291.6	219.3	212.2	192.5	216.5	62.4	63.3	63.9	62.6	230.00	30.32	6975.90
2006/11/15	08:50:00	1215.4	912.1	228.3	271.9	232.9	216.5	508.0	1301.3	219.0	212.6	192.7	216.7	62.6	62.2	62.8	63.0	230.10	30.33	6978.93
2006/11/15	08:51:00	1215.6	911.9	228.2	272.4	231.8	216.0	509.7	1290.8	218.5	212.5	192.7	216.7	63.8	62.2	64.0	61.9	230.00	30.31	6971.30
2006/11/15	08:52:00	1215.4	914.1	228.5	272.0	232.1	215.4	508.8	1304.3	218.3	212.5	193.0	216.9	63.9	62.3	64.4	62.3	230.00	30.32	6973.60
2006/11/15	08:53:00	1215.1	912.4	228.5	272.1	231.9	216.7	506.4	1291.3	218.5	212.4	192.9	216.7	64.0	62.6	63.2	62.4	230.10	30.33	6981.23
2006/11/15	08:54:00	1215.9	914.1	228.5	272.2	232.1	216.7	508.2	1291.6	219.0	212.8	192.9	216.9	63.8	64.0	63.4	62.8	229.60	30.24	6943.10
2006/11/15	08:55:00	1215.4	912.8	228.5	272.3	232.2	216.7	509.0	1283.8	219.3	212.9	192.7	216.9	64.1	63.7	63.8	64.2	229.90	30.25	6963.55
2006/11/15	08:56:00	1216.4	913.4	228.5	271.7	232.8	217.0	508.0	1302.0	219.0	212.7	192.9	217.0	64.6	63.2	64.6	63.0	230.00	30.31	6971.30
2006/11/15	08:57:00	1215.4	913.4	228.7	271.6	232.2	217.2	508.7	1286.2	219.0	213.0	193.2	217.0	64.4	63.4	64.4	63.0	230.00	30.32	6973.60
2006/11/15	08:58:00	1216.6	915.1	228.8	272.5	233.3	217.0	509.3	1305.8	220.0	213.2	193.2	217.0	64.8	64.1	64.3	63.9	229.90	30.29	6963.67
2006/11/15	08:59:00	1216.1	913.3	228.7	272.4	232.5	216.7	509.0	1291.0	219.6	213.2	193.4	217.2	64.4	64.6	65.5	63.8	229.90	30.31	6972.87
2006/11/15	09:00:00	1216.2	913.4	228.8	271.9	232.6	217.2	508.7	1288.2	219.8	213.2	193.2	217.2	64.6	63.7	64.8	64.0	230.10	30.33	6978.93
2006/11/15	09:01:00	1216.2	912.1	228.8	271.9	232.9	217.2	509.0	1300.8	219.5	213.4	193.2	217.2	64.8	63.3	64.6	64.0	230.00	30.33	6975.90
2006/11/15	09:02:00	1216.4	913.9	228.8	272.6	232.6	217.0	508.5	1290.6	219.0	213.2	193.2	217.2	64.1	63.2	64.6	63.5	229.70	30.29	6957.61
2006/11/15	09:03:00	1217.0	914.9	229.0	272.5	232.2	217.5	509.0	1306.0	219.3	213.2	193.4	217.2	64.6	63.3	64.8	63.2	229.90	30.32	6970.57
2006/11/15	09:04:00	1215.1	915.1	229.0	273.3	232.2	217.2	508.5	1284.8	219.3	213.2	193.4	217.3	64.0	63.7	65.1	63.3	229.90	30.30	6968.27
2006/11/15	09:05:00	1216.1	912.7	229.0	271.7	232.0	217.0	508.5	1294.0	219.5	213.5	193.4	217.3	64.8	63.2	64.8	64.0	229.90	30.31	6968.27
2006/11/15	09:06:00	1215.2	912.4	229.2	272.7	231.9	216.9	509.3	1302.5	219.6	213.2	193.5	217.3	64.4	63.1	65.2	63.7	230.00	30.32	6973.60
2006/11/15	09:07:00	1215.1	915.1	229.2	272.6	232.4	217.0	509.0	1306.1	219.3	213.2	193.5	217.3	64.4	63.2	64.8	63.2	229.90	30.30	6965.97
2006/11/15	09:08:00	1216.1	916.9	229.2	272.2	232.7	217.2	508.2	1310.7	219.6	213.2	193.7	217.3	63.8	62.6	63.8	62.8	228.20	30.15	6880.23
2006/11/15	09:09:00	1215.9	912.8	229.2	272.1	232.7	217.0	510.5	1291.0	219.7	213.7	193.5	217.3	63.6	63.2	63.8	63.5	230.10	30.32	6979.66
2006/11/15	09:10:00	1215.9	913.7	229.2	272.6	232.3	217.2	508.7	1296.7	219.8	213.2	193.5	217.3	63.4	62.6	64.6	63.4	230.00	30.30	6975.06
2006/11/15	09:11:00	1216.6	911.1	229.2	272.9	232.5	217.2	508.7	1312.3	219.7	213.7	193.5	217.2	63.5	63.2	63.6	63.6	230.00	30.30	6972.03
2006/11/15	09:12:00	1216.6	912.8	229.5	272.8	231.4	217.5	510.1	1282.8	219.5	213.5	193.5	217.3	64.4	62.6	64.8	63.2	229.90	30.28	6967.43
2006/11/15	09:13:00	1216.1	914.8	229.5	272.9	232.4	217.5	509.5	1318.6	219.2	213.6	193.7	217.5	64.2	62.3	64.1	63.1	229.90	30.30	6965.97
2006/11/15	09:14:00	1215.9	913.3	229.5	272.3	232.0	217.7	510.0	1313.0	220.1	213.7	193.7	217.5	63.5	62.8	63.7	63.7	228.80	30.22	6914.34
2006/11/15	09:15:00	1215.9	913.4	229.6	272.6	232.9	217.5	510.3	1324.0	220.0	214.2	193.5	217.5	63.2	63.1	64.1	64.2	229.80	30.28	6958.34
2006/11/15	09:16:00	1216.9	911.8	229.5	271.8	232.1	217.5	510.2	1319.1	220.0	214.0	193.5	217.5	63.3	63.5	64.3	63.8	230.00	30.32	6975.90
2006/11/15	09:17:00	1216.6	913.4	229.6	272.1	232.4	217.5	510.2	1313.8	219.5	214.0	193.7	217.5	63.8	62.6	64.6	63.7	227.80	28.55	6503.69
2006/11/15	09:18:00	1216.1	916.1	229.6	272.8	232.3	217.2	511.4	1290.4	220.5	214.0	193.5	217.5	63.6	63.3	63.4	63.9	229.40	30.22	6932.47
2006/11/15	09:19:00	1216.5	914.5	229.6	273.0	232.5	217.5	509.9	1285.8	220.5	214.1	193.7	217.5	65.0	63.6	64.3	64.4	230.10	30.33	6978.93
2006/11/15	09:20:00	1216.1	914.1	229.6	272.7	232.2	217.7	509.3	1295.7	220.2	214.1	193.7	217.5	64.8	63.9	64.4	63.9	220.50	29.34	6469.47
2006/11/15	09:21:00	1215.9	914.8	229.7	272.6	232.0	217.8	509.3	1296.9	220.5	214.4	193.7	217.7	64.8	63.7	64.2	64.4	229.90	30.31	6971.30
2006/11/15	09:22:00	1217.0	914.6	229.7	272.1	232.2	217.8	509.9	1321.3	220.0	214.1	194.0	217.7	65.0	63.4	65.4	63.4	229.20	30.23	6935.59
2006/11/15																				

Heat Rise Test 1st Run

3-500
for Model AOS-025, AOS-050, and AOS-100 Transport Packages, Rev. G, July 27, 2012 (Docket No. 71-9316)

Date	Time	TC1	TC2	TC3	TC4	TC5	TC6	TC7	TC8	TC9	TC10	TC11	TC12	TC13	TC14	TC15	TC16	VDC	Amps	Watts
2006/11/15	09:25:00	1216.5	916.6	230.0	273.4	232.9	217.7	511.2	1304.8	219.8	214.2	194.2	218.0	64.0	64.6	63.8	62.6	222.20	29.54	6563.79
2006/11/15	09:26:00	1217.4	913.0	230.2	273.7	233.2	218.2	509.5	1297.0	220.5	214.5	194.0	218.0	64.6	63.7	63.6	64.2	229.80	30.29	6965.24
2006/11/15	09:27:00	1216.6	915.4	230.2	272.9	232.1	218.5	509.8	1283.1	221.2	214.7	194.2	218.0	64.6	64.3	64.3	64.0	230.00	30.31	6971.30
2006/11/15	09:28:00	1217.1	916.6	230.3	272.9	232.8	218.2	510.3	1305.6	221.2	214.7	194.2	218.2	65.2	63.6	63.8	64.8	228.90	30.17	6905.91
2006/11/15	09:29:00	1216.6	912.3	230.3	273.1	233.7	218.5	510.4	1317.8	221.2	215.0	194.0	218.0	65.6	63.5	64.3	65.0	229.80	30.17	6942.12
2006/11/15	09:30:00	1217.1	913.7	230.4	273.2	233.1	217.7	510.3	1310.3	221.0	215.2	194.2	218.2	64.6	63.4	64.8	64.6	230.00	30.32	6975.90
2006/11/15	09:31:00	1216.6	914.4	230.4	272.8	233.4	218.2	510.9	1300.3	221.2	215.0	194.2	218.2	64.8	64.0	65.2	64.6	223.90	29.74	6658.79
2006/11/15	09:32:00	1216.6	914.1	230.5	273.1	233.1	218.7	511.0	1296.0	221.2	215.4	194.2	218.2	64.8	63.6	64.6	64.6	229.70	30.27	6953.02
2006/11/15	09:33:00	1216.8	917.4	230.5	274.2	233.6	218.5	510.4	1296.3	221.5	215.7	194.2	218.2	64.1	63.7	64.8	64.6	229.70	30.31	6971.30
2006/11/15	09:34:00	1217.7	916.0	230.7	273.4	232.9	218.7	511.5	1297.5	221.2	215.7	194.4	218.3	63.7	65.1	65.2	64.8	229.30	30.23	6931.74
2006/11/15	09:35:00	1216.5	916.9	230.7	272.2	233.4	218.5	510.7	1298.8	221.9	216.0	194.5	218.3	63.9	65.3	64.8	64.6	229.80	30.27	6956.05
2006/11/15	09:36:00	1216.5	916.6	230.8	273.4	233.4	218.8	511.7	1311.5	222.1	215.9	194.5	218.5	64.6	65.0	65.2	65.0	230.10	30.32	6976.63
2006/11/15	09:37:00	1216.9	915.1	230.8	273.7	234.2	218.7	510.7	1323.6	221.5	215.9	194.5	218.5	64.8	65.7	65.1	64.6	226.20	29.95	6774.69
2006/11/15	09:38:00	1218.4	914.6	230.9	273.7	233.9	218.7	511.5	1304.0	222.4	216.0	194.7	218.5	64.3	65.7	65.2	65.3	229.70	30.30	6959.91
2006/11/15	09:39:00	1217.6	915.0	230.8	273.1	234.1	218.7	510.7	1314.3	222.0	216.0	194.9	218.7	64.6	65.2	65.2	64.2	230.00	30.31	6971.30
2006/11/15	09:40:00	1217.2	914.6	230.9	273.4	233.4	218.5	510.7	1310.5	221.4	215.7	194.7	218.7	63.1	65.4	64.6	64.6	229.00	30.22	6920.38
2006/11/15	09:41:00	1217.6	916.3	231.0	273.4	233.9	218.7	510.3	1307.0	221.8	216.0	194.7	218.7	63.6	65.2	64.6	65.0	230.10	30.28	6972.03
2006/11/15	09:42:00	1216.6	914.4	230.9	273.9	234.2	218.8	510.6	1313.9	221.8	216.0	194.7	218.7	64.2	65.2	65.4	64.6	229.80	30.28	6958.34
2006/11/15	09:43:00	1217.0	915.8	231.0	273.6	234.2	218.3	509.6	1318.5	221.1	216.0	194.9	218.7	64.4	65.2	65.2	64.3	228.30	30.19	6892.38
2006/11/15	09:44:00	1217.4	915.4	231.0	272.9	234.0	218.8	510.7	1309.0	222.0	215.9	194.9	218.7	64.3	64.8	65.1	64.8	230.10	30.32	6976.63
2006/11/15	09:45:00	1217.4	913.0	231.1	273.7	234.4	218.5	511.0	1307.3	222.2	216.0	195.0	218.8	63.8	64.8	65.0	64.8	227.90	30.08	6855.23
2006/11/15	09:46:00	1217.0	916.1	231.0	273.7	234.2	218.7	511.0	1313.7	222.6	216.2	195.0	218.8	64.4	65.5	65.4	65.1	230.00	30.31	6971.30
2006/11/15	09:47:00	1217.2	914.7	231.2	273.9	233.6	218.2	510.4	1330.8	221.6	216.2	195.0	219.0	63.9	65.0	65.1	64.3	230.20	30.28	6970.46
2006/11/15	09:48:00	1218.2	914.1	231.3	272.8	233.5	218.8	510.2	1322.8	222.0	216.5	195.2	219.0	64.0	65.2	65.2	64.4	229.40	30.26	6941.64
2006/11/15	09:49:00	1217.4	916.1	231.3	272.8	234.2	219.0	511.1	1330.7	222.8	216.5	195.0	219.0	64.8	65.6	65.4	64.6	230.10	30.30	6972.03
2006/11/15	09:50:00	1216.5	915.0	231.3	273.3	234.2	218.8	509.9	1315.2	222.5	216.5	195.0	219.0	64.8	65.7	65.5	64.6	229.90	30.29	6963.67
2006/11/15	09:51:00	1216.3	916.1	231.3	273.6	234.4	219.1	511.4	1299.8	222.5	216.5	195.2	219.0	64.1	64.8	65.0	64.6	229.00	30.18	6911.22
2006/11/15	09:52:00	1217.0	915.8	231.4	273.9	234.0	218.8	511.0	1331.0	222.2	216.7	195.4	219.0	63.8	65.1	65.4	64.8	228.70	30.25	6918.18
2006/11/15	09:53:00	1216.3	916.3	231.5	273.6	234.1	219.1	510.6	1326.1	222.2	216.7	195.4	219.1	64.0	65.7	65.2	64.4	229.00	30.20	6915.80
2006/11/15	09:54:00	1216.2	914.5	231.4	274.4	234.2	219.0	510.7	1326.0	222.7	216.7	195.5	219.2	64.3	65.6	65.3	64.8	229.80	30.30	6969.00
2006/11/15	09:55:00	1215.6	916.0	231.4	274.2	233.4	219.0	510.9	1301.5	222.9	216.5	195.2	219.2	64.6	65.5	64.6	64.8	229.90	30.27	6963.67
2006/11/15	09:56:00	1216.6	915.5	231.4	273.2	233.8	218.8	510.9	1321.4	222.6	216.7	195.4	219.2	64.6	65.4	64.8	64.2	229.20	30.21	6926.42
2006/11/15	09:57:00	1216.6	915.2	231.5	273.9	233.4	219.0	510.4	1315.5	222.6	216.9	195.5	219.3	63.8	65.1	64.6	64.8	229.20	30.21	6924.13
2006/11/15	09:58:00	1217.4	916.1	231.5	272.5	233.5	219.0	511.5	1320.8	222.7	217.0	195.5	219.5	64.4	64.8	65.3	65.2	229.60	30.25	6945.40
2006/11/15	09:59:00	1216.2	915.9	231.7	274.2	234.0	219.2	511.5	1325.6	223.2	217.0	195.5	219.3	63.8	65.4	65.2	65.4	230.10	30.24	6976.63
2006/11/15	10:00:00	1216.5	915.8	231.7	273.6	233.3	219.1	511.0	1308.9	223.3	217.0	195.5	219.5	64.1	65.4	65.3	64.6	230.00	30.30	6972.03
2006/11/15	10:01:00	1216.5	915.5	231.8	273.7	234.0	219.0	512.7	1323.6	222.8	217.0	195.5	219.5	64.3	65.6	65.3	65.1	229.30	30.30	6950.08
2006/11/15	10:02:00	1215.8	916.9	231.9	274.1	234.0	219.5	512.0	1333.4	223.5	217.3	195.7	219.5	64.6	65.4	65.4	65.2	230.10	30.25	6960.53
2006/11/15	10:03:00	1216.1	914.8	231.9	273.2	234.4	219.2	512.5	1334.3	223.0	217.0	195.7	219.5	64.0	65.0	65.3	64.8	229.60	30.22	6940.81
2006/11/15	10:04:00	1216.8	915.7	231.8	273.4	234.0	219.0	511.0	1325.6	222.4	217.2	195.7	219.5	63.5	64.6	64.6	64.2	229.50	30.27	6946.97
2006/11/15	10:05:00	1216.5	915.2	231.8	273.9	234.2	219.0	511.8	1314.8	223.1	217.2	195.9	219.7	64.3	65.6	64.8	64.8	230.20	30.32	6979.66
2006/11/15	10:06:00	1217.2	915.3	231.9	273.6	234.5	219.0	510.7	1315.6	223.2	217.2	195.9	219.7	64.0	65.7	65.0	64.6	229.60	30.29	6954.58
2006/11/15	10:07:00	1216.3	915.9	231.9	273.2	234.6	219.0	510.7	1326.3	223.3	217.2	195.9	219.7	64.4	65.3	65.5	64.8	229.90	30.29	6963.67
2006/11/15	10:08:00	1216.2	917.4	232.0	274.4	233.7	219.3	510.9	1332.7	223.4	217.5	196.0	219.7	63.1	64.8	64.6	64.4	229.30	30.29	6945.50
2006/11/15	10:09:00	1217.0	912.9	232.0	273.6	234.4	219.0	512.5	1316.8	223.1	217.5	196.0	219.7	63.9	65.1	64.8	64.4	229.70	30.26	6953.75
2006/11/15	10:10:00	1216.1	914.4	232.1	274.7	234.0	219.2	510.4	1340.8	223.3	217.5	196.0	219.7	64.0	65.5	65.0	65.0	230.00	30.26	6959.80
2006/11/15	10:11:00	1216.1	916.1	232.2	274.7	234.0	219.0	511.2	1313.5	223.0	217.5	196.0	219.7	63.9	65.0	64.6	65.1	230.10	30.29	6975.79
2006/11/15	10:12:00	1215.4	916.6	232.1	274.7	234.6	219.3	512.3	1329.0	223.0	217.5	196.2	219.7	64.3	65.7	64.6	64.3	226.00	29.93	6764.18
2006/11/15	10:13:00	1216.1	914.5	232.2	273.9	234.5	219.0	511.5	1323.4	223.0	217.5	196.2	219.8	63.4	65.4	64.3	64.8	230.20	30.33	6981.97
2006/11/15	10:14:00	1216.3	913.6	232.2	273.9	234.7	219.6	512.5	1333.0	223.4	217.7	196.2	219.8	63.9	65.5	64.8	64.8	229.80	30.29	6963.67
2006/11/15	10:15:00	1216.9	917.8	232.1	273.9	234.5	219.0	511.2	1347.7	223.4	217.5	196.2	220.0	63.6	65.3	64.6	64.6	229.60	30.25	6945.40
2006/11/15	10:16:00	1217.1	911.4	232.1	274.7	234.5	219.0	510.6	1328.6	223.0	217.7	196.2	220.0	63.6	65.4	64.8	63.8	229.90	30.30	6965.97
2006/11/15	10:17:00	1217.0	915.0	232.2	274.1	234.1	219.3	512.0	1333.0	223.4	217.5	196.4	220.0	63.6	65.5	64.6	63.6	230.00	30.30	6969.00
2006/11/15	10:18:00	1216.9	914.4	232.3	274.4	234.6	219.7	512.2	1340.4	224.2	217.7	196.2	220.0	64.2	66.0	64.8	65.			

Heat Rise Test 1st Run

Date	Time	TC1	TC2	TC3	TC4	TC5	TC6	TC7	TC8	TC9	TC10	TC11	TC12	TC13	TC14	TC15	TC16	VDC	Amps	Watts
2006/11/15	10:21:00	1217.1	914.2	232.5	274.1	234.2	219.5	511.5	1343.0	224.2	218.0	196.2	220.1	64.2	65.2	65.1	64.6	228.50	30.11	6889.28
2006/11/15	10:22:00	1216.9	916.4	232.5	274.2	234.1	219.6	511.7	1336.4	223.3	218.2	196.5	220.1	64.1	64.8	65.1	65.0	229.70	30.30	6962.21
2006/11/15	10:23:00	1216.9	918.1	232.4	273.7	234.6	219.7	511.7	1315.5	223.6	218.2	196.5	220.2	64.8	65.0	65.1	65.3	229.50	30.26	6944.67
2006/11/15	10:24:00	1217.3	914.5	232.5	274.9	233.7	219.7	512.0	1333.5	223.7	217.7	196.7	220.3	64.8	65.2	65.2	64.8	228.50	30.18	6896.13
2006/11/15	10:25:00	1216.8	915.8	232.6	273.7	234.0	219.8	511.2	1315.3	223.7	217.7	196.7	220.3	64.8	65.0	65.5	64.6	229.90	30.30	6965.97
2006/11/15	10:26:00	1217.3	913.9	232.7	274.4	234.7	219.8	511.5	1345.0	224.5	218.0	196.7	220.2	64.6	65.4	65.4	65.3	230.10	30.27	6968.15
2006/11/15	10:27:00	1216.9	918.8	232.8	274.7	234.2	219.7	512.0	1331.5	223.8	218.5	196.7	220.3	64.6	65.7	65.1	64.8	229.80	30.29	6963.67
2006/11/15	10:28:00	1216.8	916.0	232.9	273.4	234.7	219.8	512.0	1339.5	223.4	218.3	196.5	220.3	64.3	65.8	64.8	64.2	228.40	30.08	6870.27
2006/11/15	10:29:00	1217.6	916.6	232.8	274.2	235.1	219.7	513.5	1346.0	224.0	218.2	196.7	220.5	64.4	65.7	64.8	64.6	223.40	29.69	6632.75
2006/11/15	10:30:00	1217.5	913.9	232.9	274.4	234.9	220.0	512.0	1349.5	224.2	218.2	196.7	220.5	64.4	65.6	64.8	65.0	229.70	30.08	6924.42
2006/11/15	10:31:00	1216.9	916.9	232.9	274.4	235.2	219.7	512.7	1329.0	223.7	218.2	196.7	220.5	64.6	65.7	65.2	64.3	230.20	30.32	6979.66
2006/11/15	10:32:00	1217.5	916.4	232.9	274.9	235.1	219.6	511.2	1337.7	224.4	218.5	196.7	220.5	64.6	65.1	65.0	65.1	229.20	30.20	6921.84
2006/11/15	10:33:00	1217.0	914.4	233.0	273.9	235.0	219.5	513.5	1331.8	223.9	218.2	196.7	220.5	64.0	65.3	65.0	64.3	229.90	30.27	6965.13
2006/11/15	10:34:00	1217.7	913.9	233.0	274.4	235.0	220.0	512.7	1327.0	224.3	218.5	196.9	220.5	63.9	65.1	64.6	65.1	230.10	30.31	6974.33
2006/11/15	10:35:00	1217.9	916.9	233.1	274.2	234.4	220.0	513.5	1323.4	224.2	218.5	196.9	220.5	64.2	65.5	64.8	64.8	230.00	30.33	6978.20
2006/11/15	10:36:00	1218.0	916.9	233.0	274.4	234.7	219.6	514.3	1337.8	224.5	218.5	197.0	220.5	63.7	65.2	64.8	65.1	230.10	30.32	6976.63
2006/11/15	10:37:00	1217.1	917.2	233.0	274.1	234.7	219.8	512.7	1334.9	224.5	218.2	196.7	220.6	65.1	65.4	65.0	65.4	230.00	30.32	6975.90
2006/11/15	10:38:00	1217.2	913.7	233.2	274.7	234.7	220.0	513.1	1317.0	224.2	218.7	197.0	220.6	63.8	65.6	64.1	64.6	230.10	30.32	6976.63
2006/11/15	10:39:00	1216.9	916.6	233.2	274.7	235.2	220.0	513.0	1340.0	224.2	218.5	197.0	220.7	64.3	65.4	64.6	64.2	230.00	30.31	6971.30
2006/11/15	10:40:00	1217.5	914.4	233.3	274.2	235.2	220.0	512.3	1347.4	223.7	218.7	197.2	220.7	63.8	65.7	64.8	63.7	230.20	30.33	6981.97
2006/11/15	10:41:00	1217.3	914.4	233.3	274.2	235.2	219.8	512.3	1343.4	224.7	218.7	197.2	220.8	65.0	65.0	65.1	65.1	230.00	30.31	6971.30
2006/11/15	10:42:00	1216.9	917.8	233.3	274.6	235.0	220.0	513.0	1338.9	224.2	218.7	197.2	220.8	63.4	65.3	64.6	64.6	230.10	30.32	6976.63
2006/11/15	10:43:00	1217.1	915.1	233.4	275.2	234.7	220.3	511.4	1340.7	223.7	218.7	197.2	220.8	64.3	65.5	65.2	64.8	230.20	30.33	6981.97
2006/11/15	10:44:00	1216.6	915.2	233.5	275.2	234.5	220.1	512.7	1350.0	224.8	218.7	197.2	220.8	63.8	65.1	65.0	65.4	230.20	30.33	6981.97
2006/11/15	10:45:00	1217.1	916.6	233.5	274.7	234.7	220.0	513.0	1353.6	223.8	219.0	197.2	220.9	63.8	64.6	64.8	64.8	230.20	30.33	6981.97
2006/11/15	10:46:00	1217.0	916.4	233.5	274.6	234.7	219.8	513.0	1344.7	224.3	219.0	197.2	220.9	63.8	65.3	65.0	64.2	230.10	30.33	6978.93
2006/11/15	10:47:00	1215.8	914.8	233.5	273.4	235.1	220.1	512.0	1339.3	224.7	218.8	197.4	220.9	63.9	65.2	65.3	64.2	230.10	30.32	6976.63
2006/11/15	10:48:00	1216.1	917.7	233.6	274.7	235.2	220.5	512.2	1344.1	224.4	218.8	197.4	221.0	63.9	65.0	65.1	64.4	230.00	30.33	6978.93
2006/11/15	10:49:00	1216.8	916.7	233.6	274.9	234.7	220.0	513.8	1338.0	224.7	218.8	197.4	221.0	63.8	65.5	64.8	64.8	230.10	30.33	6981.23
2006/11/15	10:50:00	1216.6	916.7	233.6	274.7	234.9	220.1	512.5	1344.3	224.2	218.7	197.5	221.0	63.7	65.4	64.8	64.2	229.80	30.30	6962.94
2006/11/15	10:51:00	1217.2	917.4	233.7	274.9	235.7	220.2	513.0	1329.1	224.7	218.7	197.4	221.0	64.6	65.2	65.0	64.8	229.70	30.28	6955.32
2006/11/15	10:52:00	1217.1	915.5	233.7	274.7	235.2	220.5	512.7	1361.2	225.1	219.1	197.5	221.0	64.6	65.6	65.3	64.4	229.30	30.25	6936.33
2006/11/15	10:53:00	1217.6	913.6	233.7	274.4	234.9	220.2	513.7	1358.0	224.5	219.1	197.5	221.0	64.2	65.6	65.2	64.4	225.60	29.86	6736.42
2006/11/15	10:54:00	1218.3	915.8	233.8	274.6	234.7	220.0	511.5	1368.3	225.2	219.2	197.5	221.1	64.3	65.9	65.3	64.8	229.30	30.22	6929.45
2006/11/15	10:55:00	1217.2	914.5	233.7	275.3	235.0	220.0	513.1	1356.8	224.9	219.3	197.7	221.1	64.3	66.3	64.8	65.4	230.00	30.31	6971.30
2006/11/15	10:56:00	1216.6	914.5	233.7	274.6	235.1	220.3	512.2	1339.3	225.2	219.2	197.5	221.1	63.2	65.5	64.8	65.0	228.50	30.05	6866.43
2006/11/15	10:57:00	1216.5	916.1	233.8	275.2	236.0	220.2	511.8	1346.0	224.8	219.3	197.7	221.1	63.9	64.8	65.2	63.9	229.90	30.29	6963.67
2006/11/15	10:58:00	1216.6	915.5	233.9	274.9	235.4	220.5	513.5	1335.8	225.0	219.3	197.7	221.1	63.8	65.5	65.0	64.2	229.20	30.24	6931.01
2006/11/15	10:59:00	1217.4	917.4	233.8	274.9	235.5	220.1	513.0	1349.6	225.2	219.3	197.7	221.1	64.0	65.4	64.6	64.4	229.90	30.30	6968.27
2006/11/15	11:00:00	1217.3	916.9	234.0	275.2	235.4	220.5	513.8	1353.1	225.2	219.5	197.9	221.2	64.2	65.6	64.8	64.8	229.70	30.21	6957.61
2006/11/15	11:01:00	1216.9	916.9	234.1	274.7	235.2	220.7	512.8	1347.0	225.5	219.8	197.7	221.3	64.2	65.5	65.3	65.1	230.00	30.27	6962.10
2006/11/15	11:02:00	1216.5	916.1	234.0	274.4	234.7	220.5	513.6	1343.0	225.2	219.8	197.9	221.3	64.0	65.2	65.1	64.4	230.10	30.30	6972.03
2006/11/15	11:03:00	1216.3	917.4	234.1	275.2	235.1	220.6	514.3	1359.5	225.0	219.7	197.9	221.4	64.1	65.0	64.6	64.4	230.00	30.31	6971.30
2006/11/15	11:04:00	1217.3	917.1	234.2	275.3	235.0	220.3	511.7	1336.3	224.9	219.7	198.0	221.4	63.0	65.4	64.6	64.8	230.10	30.29	6972.76
2006/11/15	11:05:00	1217.7	916.1	233.9	274.4	235.2	220.3	513.9	1335.1	225.5	219.7	197.9	221.4	63.5	65.4	64.8	64.6	229.70	30.19	6943.70
2006/11/15	11:06:00	1216.9	916.7	234.2	274.6	235.7	220.5	513.0	1337.3	225.7	219.8	197.9	221.4	63.5	65.7	64.8	64.3	230.00	30.31	6971.30
2006/11/15	11:07:00	1217.2	914.9	234.2	275.2	235.2	220.6	514.2	1347.3	224.7	219.6	197.9	221.4	64.0	65.3	65.5	65.1	230.00	30.31	6971.30
2006/11/15	11:08:00	1218.1	915.5	234.2	275.3	235.1	220.5	513.0	1348.3	224.8	219.6	198.0	221.6	63.9	65.3	64.4	64.6	229.80	30.29	6960.64
2006/11/15	11:09:00	1217.3	917.7	234.2	275.4	235.5	220.5	513.4	1354.1	225.7	220.0	198.0	221.6	64.6	65.5	65.1	64.6	230.00	30.31	6971.30
2006/11/15	11:10:00	1217.6	916.9	234.4	274.6	235.5	220.6	514.7	1359.9	226.0	220.0	198.2	221.6	64.4	66.0	65.1	64.8	228.80	30.18	6905.18
2006/11/15	11:11:00	1217.1	917.4	234.5	274.9	235.5	220.8	513.3	1332.7	225.5	220.1	198.2	221.7	64.6	64.8	65.6	65.1	230.10	30.30	6975.06
2006/11/15	11:12:00	1216.8	918.2	234.6	275.2	236.0	220.6	513.3	1329.8	225.5	220.1	198.2	221.8	64.1	65.3	65.3	64.6	229.70	30.29	6957.61
2006/11/15	11:13:00	1216.3	916.6	234.6	275.3	236.0	220.6	513.0	1361.0	225.7	220.3	198.2	221.8	64.6	65.6	65.2	64.6	229.80	30.19	6937.66
2006/11/15	11:14:00	1217.9	917.1	234.7	274.4	235.5	220.7	513.7	1356.7	226.0	220.5	198.2	221.8	64.4	65.8	65.0	64.4	230.00	30.31	6974.33
2006/11/15	11:15:00	1217.9	916.6	23																

Heat Rise Test

1st Run

Date	Time	TC1	TC2	TC3	TC4	TC5	TC6	TC7	TC8	TC9	TC10	TC11	TC12	TC13	TC14	TC15	TC16	VDC	Amps	Watts
2006/11/15	11:17:00	1216.9	917.8	234.7	275.3	236.0	221.2	514.2	1361.5	226.5	220.6	198.2	221.9	64.3	65.8	65.1	65.0	229.80	30.29	6960.64
2006/11/15	11:18:00	1217.2	914.9	234.7	275.4	235.5	220.7	514.4	1362.9	226.5	220.6	198.4	221.9	64.3	66.2	64.6	65.0	230.00	30.29	6966.70
2006/11/15	11:19:00	1217.3	916.1	234.7	275.3	235.9	220.7	515.2	1342.8	226.2	220.6	198.4	222.0	64.3	65.8	64.8	64.8	230.10	30.30	6975.06
2006/11/15	11:20:00	1217.4	916.1	235.0	275.3	235.7	221.0	515.1	1339.7	226.5	220.5	198.4	222.0	64.1	65.4	65.3	64.6	229.00	30.20	6915.80
2006/11/15	11:21:00	1217.2	917.5	234.9	274.7	235.4	221.0	515.1	1347.8	226.5	220.5	198.5	222.0	64.0	65.4	64.8	65.3	230.00	30.32	6973.60
2006/11/15	11:22:00	1216.1	915.6	234.9	275.3	235.7	220.9	514.7	1362.3	226.0	220.6	198.5	222.1	64.1	65.1	65.0	64.6	229.90	30.28	6961.37
2006/11/15	11:23:00	1215.9	916.3	235.0	275.2	235.5	220.9	513.7	1348.5	226.0	220.5	198.5	222.2	64.2	65.8	65.1	64.2	229.30	30.23	6931.74
2006/11/15	11:24:00	1216.6	915.6	235.0	275.2	235.5	221.1	516.3	1341.5	226.5	220.6	198.7	222.2	64.8	66.0	65.3	64.8	229.60	30.22	6938.51
2006/11/15	11:25:00	1217.6	915.9	235.0	275.7	235.7	221.1	513.8	1337.6	226.1	220.7	198.7	222.3	64.4	65.5	65.4	64.8	229.70	30.29	6957.61
2006/11/15	11:26:00	1216.8	915.9	235.2	276.5	235.7	220.6	513.2	1340.3	226.5	220.8	198.7	222.3	64.3	66.0	65.3	65.0	229.90	30.29	6963.67
2006/11/15	11:27:00	1216.6	916.0	235.1	274.7	235.5	221.2	514.3	1348.7	226.4	220.7	198.7	222.3	63.5	65.7	64.8	65.4	229.50	30.21	6936.22
2006/11/15	11:28:00	1217.0	915.0	235.2	275.8	235.9	221.1	513.1	1345.1	226.1	220.8	198.7	222.3	63.8	64.6	64.8	64.8	229.80	30.27	6956.05
2006/11/15	11:29:00	1216.8	913.7	235.2	275.2	235.5	221.3	514.9	1372.7	226.2	220.7	199.0	222.4	64.0	65.5	65.3	64.1	229.00	30.23	6922.67
2006/11/15	11:30:00	1216.8	916.1	235.1	275.9	235.9	220.8	515.2	1360.8	226.4	220.8	198.8	222.4	63.4	65.6	64.8	64.8	228.80	30.13	6893.74
2006/11/15	11:31:00	1217.9	918.6	235.4	275.4	236.2	220.9	514.9	1360.2	226.9	221.0	198.8	222.4	63.5	65.3	64.8	65.3	228.60	30.16	6894.58
2006/11/15	11:32:00	1216.6	917.1	235.4	275.4	236.0	221.2	515.2	1338.9	226.5	221.2	198.8	222.4	63.5	65.7	64.6	64.6	226.20	29.87	6756.60
2006/11/15	11:33:00	1217.2	917.5	235.4	275.2	235.5	221.3	514.5	1363.6	226.7	221.1	198.8	222.4	63.5	65.5	64.8	65.2	229.30	30.23	6931.74
2006/11/15	11:34:00	1217.3	917.1	235.4	275.3	235.7	221.1	515.5	1361.5	226.7	221.2	199.0	222.5	64.4	66.1	65.1	65.2	228.80	30.20	6909.76
2006/11/15	11:35:00	1217.1	913.6	235.4	275.5	235.7	221.3	515.0	1353.8	226.4	220.9	199.0	222.5	64.3	66.2	65.1	65.0	229.70	30.26	6950.72
2006/11/15	11:36:00	1217.2	917.1	235.5	275.7	236.2	221.2	515.4	1359.0	226.7	221.3	199.2	222.6	63.9	65.2	65.2	64.8	229.30	30.20	6924.86
2006/11/15	11:37:00	1217.5	917.9	235.5	276.0	235.9	221.4	514.7	1383.1	227.0	221.4	199.0	222.6	63.7	65.1	65.1	65.7	226.40	29.98	6787.47
2006/11/15	11:38:00	1217.4	914.8	235.4	275.7	234.7	221.2	513.9	1383.1	226.7	221.3	199.0	222.6	63.1	65.2	64.8	65.2	229.70	30.28	6955.32
2006/11/15	11:39:00	1218.1	916.7	235.5	275.4	235.7	221.1	515.1	1372.7	226.2	221.3	199.0	222.7	63.3	65.3	65.3	65.4	229.90	30.27	6959.07
2006/11/15	11:40:00	1217.1	915.1	235.5	275.2	235.9	221.3	513.8	1381.9	226.2	221.6	199.2	222.7	65.0	65.3	65.2	65.3	230.10	30.31	6974.33
2006/11/15	11:41:00	1217.0	917.6	235.5	275.4	236.0	221.1	515.4	1362.7	226.7	221.7	199.2	222.7	63.9	65.7	65.0	65.1	229.90	30.28	6961.37
2006/11/15	11:42:00	1216.9	918.0	235.5	274.7	236.0	221.3	513.8	1355.7	227.5	221.6	199.2	222.7	63.8	65.7	65.2	65.3	229.90	30.30	6965.97
2006/11/15	11:43:00	1216.6	916.9	235.7	275.5	235.5	221.5	514.2	1368.9	227.2	221.6	199.2	222.8	64.2	65.7	65.5	65.3	229.20	30.23	6928.72
2006/11/15	11:44:00	1216.4	915.7	235.7	275.2	235.2	221.4	516.2	1363.9	227.2	221.5	199.3	222.8	64.6	65.4	65.5	65.4	229.90	30.30	6965.97
2006/11/15	11:45:00	1217.2	916.6	235.7	276.4	235.7	221.3	515.7	1367.7	226.5	221.3	199.5	222.8	65.1	65.1	65.6	64.8	228.80	30.14	6899.05
2006/11/15	11:46:00	1217.0	915.2	235.9	276.0	235.7	221.9	515.2	1372.5	227.2	221.5	199.3	222.8	64.0	65.3	65.6	65.4	229.10	30.18	6921.84
2006/11/15	11:47:00	1217.6	915.2	235.9	275.5	236.0	221.7	514.3	1352.5	226.7	221.6	199.3	222.9	63.8	65.9	65.1	65.0	229.90	30.29	6963.67
2006/11/15	11:48:00	1217.1	915.9	235.7	275.8	236.0	221.4	516.0	1367.2	226.2	221.6	199.7	222.9	63.6	65.6	65.1	64.6	229.90	30.31	6968.27
2006/11/15	11:49:00	1216.6	914.9	235.9	275.3	236.7	221.6	516.2	1353.7	226.7	221.5	199.5	222.9	64.4	65.3	65.4	64.8	229.90	30.29	6963.67
2006/11/15	11:50:00	1216.6	918.1	236.0	275.5	236.0	221.9	516.3	1358.4	227.5	221.5	199.5	223.0	64.1	65.8	65.4	65.2	229.60	30.29	6954.58
2006/11/15	11:51:00	1217.5	912.7	236.0	275.8	236.2	221.8	513.9	1361.0	227.4	221.8	199.5	223.0	65.1	65.3	65.5	64.8	229.50	30.10	6907.95
2006/11/15	11:52:00	1217.4	916.7	236.0	275.7	236.0	221.5	516.8	1349.9	227.5	221.7	199.5	223.0	65.0	65.3	65.7	65.1	229.90	30.31	6968.27
2006/11/15	11:53:00	1216.9	920.4	236.0	275.7	236.3	221.6	515.5	1349.9	227.2	221.8	199.7	223.0	64.4	65.8	65.6	65.3	230.00	30.32	6975.90
2006/11/15	11:54:00	1216.9	914.5	235.9	275.7	236.3	221.7	514.6	1353.9	227.2	221.7	199.5	223.1	65.1	66.2	65.9	65.1	228.70	30.17	6899.88
2006/11/15	11:55:00	1217.1	917.2	236.0	277.3	235.9	221.4	515.2	1365.0	227.2	221.9	199.7	223.1	65.4	65.9	66.2	65.2	230.00	30.32	6975.90
2006/11/15	11:56:00	1217.0	917.9	236.2	276.5	235.9	221.9	515.7	1351.3	227.9	221.9	199.5	223.1	64.6	66.3	65.4	65.6	229.00	30.17	6908.93
2006/11/15	11:57:00	1218.0	915.7	236.0	275.2	236.5	222.1	515.2	1374.0	227.7	222.0	199.5	223.1	64.8	66.4	65.4	65.8	230.00	30.29	6972.76
2006/11/15	11:58:00	1216.8	915.7	236.2	275.7	236.5	222.3	516.5	1369.5	226.9	222.1	199.5	223.1	64.6	66.0	66.0	64.8	228.70	30.18	6902.17
2006/11/15	11:59:00	1217.1	917.2	236.2	275.7	236.2	221.9	515.5	1378.9	227.7	222.1	199.7	223.1	65.0	65.7	65.7	65.2	229.50	30.25	6944.67
2006/11/15	12:00:00	1218.1	916.3	236.3	276.2	236.7	221.9	516.2	1343.4	227.7	222.2	199.7	223.1	64.1	66.1	65.4	65.3	228.90	30.17	6905.91
2006/11/15	12:01:00	1217.7	917.4	236.2	276.3	236.5	221.8	514.6	1353.2	227.7	222.0	199.7	223.1	64.4	66.2	65.3	64.8	229.50	30.28	6949.26
2006/11/15	12:02:00	1217.5	913.9	236.3	275.5	236.8	222.0	515.0	1349.2	227.9	222.1	199.7	223.1	65.1	66.2	65.9	65.6	228.90	30.19	6910.49
2006/11/15	12:03:00	1216.6	915.6	236.5	276.8	236.2	222.1	515.2	1359.7	227.5	222.3	199.8	223.2	65.2	65.9	66.0	66.3	229.30	30.21	6927.15
2006/11/15	12:04:00	1216.6	913.6	236.5	276.2	236.2	222.3	514.6	1379.1	227.7	222.4	199.8	223.2	65.1	66.0	65.9	65.3	230.00	30.32	6973.60
2006/11/15	12:05:00	1217.3	917.8	236.5	276.5	236.2	221.4	515.4	1363.6	227.9	222.3	199.8	223.2	64.6	65.6	65.6	65.6	230.10	30.33	6978.93
2006/11/15	12:06:00	1217.1	916.4	236.5	276.2	236.2	222.4	516.7	1353.9	227.7	222.3	200.0	223.3	64.8	65.6	65.5	65.2	230.10	30.33	6978.93
2006/11/15	12:07:00	1217.1	916.7	236.5	276.4	236.2	222.2	515.5	1370.0	227.5	222.3	199.8	223.3	65.0	66.4	65.3	65.1	230.00	30.30	6969.00
2006/11/15	12:08:00	1217.4	918.8	236.7	276.2	236.2	221.8	515.1	1359.0	228.0	222.5	199.8	223.3	64.8	65.8	65.5	66.0	230.00	30.30	6969.00
2006/11/15	12:09:00	1216.9	917.4	236.5	275.5	236.2	221.6	515.8	1351.0	227.0	222.3	200.2	223.3	64.6	65.7	65.6	65.5	229.30	30.22	6929.45
2006/11/15	12:10:00	1217.5	917.5	236.7	275.5	236.8	222.2	516.7	1346.6	227.5	222.3	200.2	223.4	65.3	65.8	66.1	65.5	230.10	30.18	6944.42
2006/11/15																				

Heat Rise Test

1st Run

Date	Time	TC1	TC2	TC3	TC4	TC5	TC6	TC7	TC8	TC9	TC10	TC11	TC12	TC13	TC14	TC15	TC16	VDC	Amps	Watts
2006/11/15	12:13:00	1217.0	916.7	236.9	275.8	236.7	222.4	516.0	1383.8	228.0	222.7	200.2	223.5	64.4	66.1	65.6	65.5	230.10	30.32	6978.93
2006/11/15	12:14:00	1217.6	920.2	236.9	276.5	236.8	222.8	515.4	1373.7	227.7	222.5	200.2	223.5	64.6	66.1	65.2	65.6	230.10	30.32	6979.66
2006/11/15	12:15:00	1216.9	917.2	236.7	276.2	236.5	222.0	517.1	1375.5	227.7	222.8	200.2	223.6	64.0	66.3	65.3	65.3	230.10	30.32	6979.66
2006/11/15	12:16:00	1217.0	917.9	236.9	276.6	236.0	222.2	514.9	1374.7	228.2	222.5	200.2	223.6	63.8	66.1	65.2	66.0	229.90	30.29	6963.67
2006/11/15	12:17:00	1216.9	916.9	236.9	276.5	236.3	221.9	515.7	1365.8	227.9	222.9	200.3	223.7	64.0	66.2	65.6	65.0	229.40	30.23	6934.76
2006/11/15	12:18:00	1216.6	918.6	236.9	276.6	236.3	222.0	515.7	1372.5	228.5	222.5	200.3	223.7	65.3	67.1	65.7	65.5	229.70	30.28	6955.32
2006/11/15	12:19:00	1217.2	916.7	237.0	276.2	236.7	222.5	516.7	1377.0	228.2	222.9	200.3	223.8	65.3	66.6	65.7	66.0	229.80	30.29	6960.64
2006/11/15	12:20:00	1216.9	916.1	237.0	275.8	236.7	222.1	516.0	1392.3	228.0	222.8	200.5	223.8	65.4	66.6	65.7	65.4	230.10	30.31	6976.63
2006/11/15	12:21:00	1217.5	917.4	237.2	277.1	236.5	222.6	516.2	1368.0	228.8	222.9	200.5	223.8	65.2	65.9	65.7	65.9	229.70	30.24	6946.13
2006/11/15	12:22:00	1217.3	914.6	237.2	275.8	236.8	222.7	515.8	1389.1	227.9	223.0	200.3	223.9	65.1	66.4	65.9	65.9	229.70	30.28	6955.32
2006/11/15	12:23:00	1218.3	916.4	237.0	275.3	236.9	222.5	515.2	1385.1	228.0	223.0	200.5	223.9	64.6	65.8	65.9	64.8	229.90	30.31	6968.27
2006/11/15	12:24:00	1217.6	915.2	237.2	275.7	236.5	222.5	515.2	1375.7	228.8	222.8	200.5	223.9	64.4	65.9	65.7	65.5	229.50	30.25	6942.38
2006/11/15	12:25:00	1218.1	916.4	237.2	275.7	236.8	222.6	515.7	1394.2	228.7	223.0	200.5	223.9	65.6	66.4	66.6	65.5	229.50	30.26	6944.67
2006/11/15	12:26:00	1217.3	917.1	237.2	276.7	236.0	222.5	516.3	1368.6	228.8	223.4	200.5	223.9	65.1	66.4	65.9	65.4	229.90	30.31	6972.87
2006/11/15	12:27:00	1217.0	919.1	237.2	275.8	236.7	222.5	516.2	1369.0	228.5	223.2	200.7	224.0	64.8	66.4	66.2	65.6	229.70	30.25	6948.43
2006/11/15	12:28:00	1217.7	920.0	237.2	276.3	237.0	222.7	516.2	1390.0	228.7	223.4	200.7	224.0	65.3	66.8	66.1	65.6	230.10	30.30	6974.33
2006/11/15	12:29:00	1217.0	916.4	237.3	276.0	237.2	222.8	515.8	1389.5	228.5	223.2	200.7	224.0	65.2	66.6	66.0	65.8	230.10	30.32	6978.93
2006/11/15	12:30:00	1216.6	917.6	237.2	276.7	236.7	222.7	516.5	1387.3	228.5	223.1	200.7	224.0	65.2	66.4	65.8	65.6	229.30	30.23	6931.74
2006/11/15	12:31:00	1217.6	915.8	237.3	276.5	236.7	222.8	515.7	1381.3	229.0	223.3	200.8	224.1	65.2	66.2	66.6	65.6	229.90	30.31	6968.27
2006/11/15	12:32:00	1216.6	917.4	237.5	276.6	236.7	223.0	516.7	1365.7	229.0	223.3	200.8	224.1	64.8	65.6	65.9	65.8	229.00	30.20	6915.80
2006/11/15	12:33:00	1217.6	917.7	237.4	276.9	237.3	223.0	517.3	1388.7	228.3	223.4	200.8	224.1	65.5	66.1	65.9	65.1	229.40	30.15	6927.88
2006/11/15	12:34:00	1217.0	917.1	237.4	277.9	237.2	222.8	516.5	1369.7	228.5	223.3	200.8	224.1	65.2	66.3	65.4	65.5	230.10	30.27	6968.15
2006/11/15	12:35:00	1217.0	914.6	237.3	276.7	236.5	223.1	515.5	1399.2	229.2	223.0	201.0	224.2	65.3	66.8	66.3	65.7	228.80	30.14	6896.03
2006/11/15	12:36:00	1217.0	915.7	237.6	276.7	236.2	222.7	515.4	1377.7	228.7	223.5	201.0	224.3	65.1	65.8	66.3	65.1	229.70	30.27	6953.02
2006/11/15	12:37:00	1217.6	916.1	237.6	276.9	236.9	222.8	516.6	1376.6	228.2	223.7	201.0	224.3	64.6	66.2	65.7	65.2	230.10	30.32	6978.93
2006/11/15	12:38:00	1216.9	915.2	237.6	276.7	237.2	222.7	516.2	1376.8	229.0	223.7	201.0	224.4	65.1	66.6	65.9	65.4	229.80	30.18	6935.36
2006/11/15	12:39:00	1217.3	915.2	237.8	277.0	237.3	223.3	516.2	1377.4	229.5	223.3	201.0	224.4	65.2	65.7	66.4	65.7	229.70	30.18	6935.36
2006/11/15	12:40:00	1216.6	917.1	237.7	276.8	237.2	223.5	515.5	1381.0	229.3	223.6	201.0	224.4	65.5	66.2	65.9	65.9	229.70	30.27	6953.02
2006/11/15	12:41:00	1217.9	918.6	237.7	276.3	236.5	222.7	517.9	1388.3	229.2	223.8	201.0	224.4	65.6	66.8	66.6	65.6	229.70	30.20	6936.94
2006/11/15	12:42:00	1217.9	915.8	237.8	276.3	237.3	223.4	516.3	1390.9	229.3	223.8	201.2	224.4	65.5	66.8	66.4	65.5	229.80	30.28	6960.64
2006/11/15	12:43:00	1217.7	919.1	237.9	276.9	237.2	223.0	516.2	1393.0	229.0	223.9	201.2	224.4	64.3	66.1	65.9	65.6	229.70	30.16	6948.86
2006/11/15	12:44:00	1216.5	918.6	237.9	276.2	237.2	223.1	516.9	1371.6	229.2	223.9	201.2	224.4	65.5	66.4	66.0	66.0	229.70	30.28	6955.32
2006/11/15	12:45:00	1217.6	920.4	237.7	276.0	237.4	223.4	515.8	1343.2	228.7	223.8	201.2	224.5	65.6	66.6	66.2	65.5	229.80	30.26	6958.34
2006/11/15	12:46:00	1217.4	916.3	238.0	275.9	236.7	223.4	516.0	1393.2	228.7	223.8	201.3	224.5	65.6	65.4	66.4	65.8	229.20	30.23	6928.72
2006/11/15	12:47:00	1217.7	912.6	237.8	276.0	237.3	223.2	516.2	1395.5	229.5	224.0	201.2	224.5	65.5	66.6	66.3	66.3	229.40	30.22	6932.47
2006/11/15	12:48:00	1217.4	915.9	238.0	276.7	237.5	223.0	514.7	1380.8	229.5	223.9	201.3	224.5	65.8	66.6	66.3	66.2	229.20	30.24	6931.01
2006/11/15	12:49:00	1217.9	916.6	238.1	276.7	236.9	223.5	516.9	1383.7	229.5	224.1	201.2	224.5	66.3	66.8	66.8	65.7	229.40	30.29	6968.27
2006/11/15	12:50:00	1217.9	918.1	238.1	276.9	237.0	223.5	517.3	1395.0	229.6	223.9	201.3	224.5	65.9	66.6	66.4	66.0	229.40	30.23	6934.76
2006/11/15	12:51:00	1218.2	917.9	238.2	277.6	237.5	223.6	516.5	1398.5	229.5	223.9	201.3	224.6	66.1	66.6	67.1	65.8	230.00	30.25	6957.50
2006/11/15	12:52:00	1217.5	916.6	238.1	277.4	236.9	223.5	516.2	1361.5	229.7	224.0	201.3	224.7	65.8	67.1	66.4	66.2	230.10	30.27	6976.63
2006/11/15	12:53:00	1217.9	916.1	238.2	276.2	237.6	223.8	516.5	1390.1	229.7	224.2	201.5	224.7	65.7	66.8	66.2	66.6	230.00	30.31	6976.63
2006/11/15	12:54:00	1216.6	919.3	238.3	277.3	237.4	223.6	517.1	1378.0	229.2	224.3	201.5	224.7	64.8	66.8	65.7	65.5	228.60	30.17	6896.86
2006/11/15	12:55:00	1216.5	918.3	238.4	277.5	237.2	223.5	517.0	1377.5	229.2	224.3	201.7	224.8	65.1	66.8	65.8	65.4	229.90	30.28	6961.37
2006/11/15	12:56:00	1216.6	916.1	238.4	276.2	237.2	223.8	517.9	1404.5	230.0	224.4	201.7	224.9	65.1	67.0	66.1	65.9	229.30	30.22	6929.45
2006/11/15	12:57:00	1216.6	917.6	238.4	277.3	237.5	223.0	518.3	1383.3	230.0	224.4	201.7	224.9	64.4	67.1	66.3	65.8	230.10	30.30	6976.63
2006/11/15	12:58:00	1217.3	918.0	238.5	277.7	237.3	223.6	517.2	1390.0	230.0	224.6	201.7	225.0	65.3	66.6	66.6	66.2	228.60	30.19	6901.43
2006/11/15	12:59:00	1216.9	919.0	238.3	277.6	237.4	223.9	516.8	1395.2	229.8	224.6	201.8	225.0	65.7	66.3	66.6	65.8	229.60	30.25	6945.40
2006/11/15	13:00:00	1216.8	914.1	238.6	278.1	237.8	223.7	516.6	1397.5	229.7	224.3	201.7	225.0	65.9	66.0	66.6	66.2	229.80	30.25	6951.45
2006/11/15	13:01:00	1217.2	919.3	238.6	277.2	237.9	224.0	515.8	1373.0	229.7	224.7	202.0	225.1	65.5	65.9	66.2	66.1	229.30	30.30	6947.79
2006/11/15	13:02:00	1216.9	913.4	238.6	277.4	237.6	223.8	516.5	1393.4	229.8	224.6	201.8	225.1	65.5	66.6	66.1	66.0	230.00	30.31	6974.33
2006/11/15	13:03:00	1217.7	919.0	238.7	277.4	237.7	223.8	517.5	1404.2	230.0	224.6	202.0	225.1	65.3	66.6	66.6	66.0	230.10	30.31	6974.33
2006/11/15	13:04:00	1218.0	917.7	238.6	276.6	237.2	223.5	516.7	1396.9	230.1	224.6	201.8	225.1	65.2	67.1	66.2	66.1	230.00	30.32	6973.60
2006/11/15	13:05:00	1217.3	918.0	238.6	277.1	237.5	223.4	517.6	1376.8	230.0	224.7	201.8	225.1	65.4	67.0	66.6	66.0	230.00	30.32	6978.93
2006/11/15	13:06:00	1216.9	915.2	238.8	277.3	237.7	223.7	516.7	1400.1	230.0	224.7	202.0	225.1	65.8	67.3	66.8	66.0	230.00	30.32	6976.63
2006/11/15	13:07:00	1218.1	917.4</																	

Heat Rise Test

1st Run

Date	Time	TC1	TC2	TC3	TC4	TC5	TC6	TC7	TC8	TC9	TC10	TC11	TC12	TC13	TC14	TC15	TC16	VDC	Amps	Watts
2006/11/15	13:09:00	1217.2	919.0	238.7	277.6	237.4	223.8	517.1	1407.4	229.8	224.8	202.0	225.2	65.3	66.6	66.0	66.3	230.20	30.33	6981.97
2006/11/15	13:10:00	1217.2	920.1	238.9	276.4	236.9	223.8	516.9	1404.9	229.8	224.5	202.0	225.2	65.8	66.8	66.8	66.1	230.20	30.33	6981.97
2006/11/15	13:11:00	1217.9	920.5	238.9	277.8	237.4	223.6	516.8	1398.0	230.0	224.8	202.2	225.2	65.1	66.2	66.2	66.2	230.20	30.33	6981.97
2006/11/15	13:12:00	1217.5	918.9	239.0	277.2	237.8	223.7	517.7	1394.5	230.1	224.9	202.2	225.2	64.3	66.2	66.3	66.3	230.20	30.33	6981.97
2006/11/15	13:13:00	1217.0	919.1	238.9	277.4	236.9	223.9	518.5	1390.7	229.5	224.5	202.2	225.2	64.8	65.9	66.0	65.4	230.20	30.33	6981.97
2006/11/15	13:14:00	1216.2	919.4	239.0	277.9	237.0	224.1	516.9	1385.7	229.8	224.4	202.2	225.2	65.1	65.3	66.8	65.3	230.20	30.32	6979.66
2006/11/15	13:15:00	1216.9	919.0	239.0	277.5	237.6	224.1	517.1	1405.9	230.2	224.5	202.2	225.2	64.8	65.7	65.9	65.1	230.20	30.33	6981.97
2006/11/15	13:16:00	1217.4	918.1	239.0	275.8	237.6	223.7	518.0	1396.0	230.2	224.5	202.2	225.2	64.6	65.9	65.9	65.5	230.20	30.33	6981.97
2006/11/15	13:17:00	1216.9	920.1	238.9	277.1	237.7	223.7	517.7	1400.0	230.2	224.7	202.2	225.2	64.4	65.7	65.2	65.2	230.20	30.33	6981.97
2006/11/15	13:18:00	1217.0	915.4	238.9	277.4	238.1	224.0	517.7	1383.6	229.7	224.9	202.2	225.2	64.8	64.8	65.2	64.6	230.20	30.33	6981.97
2006/11/15	13:19:00	1217.4	917.2	239.0	276.8	237.0	223.7	516.5	1401.2	230.3	224.7	202.2	225.2	64.3	65.7	65.5	64.3	230.20	30.33	6981.97
2006/11/15	13:20:00	1216.3	918.7	239.0	277.0	236.7	223.2	517.9	1399.4	230.4	224.6	202.0	225.2	64.1	66.3	65.2	65.6	230.20	30.32	6979.66
2006/11/15	13:21:00	1217.2	916.6	238.8	276.8	237.8	223.7	517.3	1396.6	229.3	224.5	202.0	225.2	64.0	64.8	65.0	65.0	230.20	30.33	6981.97
2006/11/15	13:22:00	1217.2	918.8	239.0	276.3	237.6	224.1	517.1	1397.2	230.4	224.9	202.2	225.2	64.0	64.2	65.2	65.1	230.10	30.31	6974.33
2006/11/15	13:23:00	1217.7	919.4	239.1	277.7	237.6	223.6	517.8	1409.9	230.0	224.9	202.2	225.2	64.0	65.1	65.4	64.8	230.10	30.32	6976.63
2006/11/15	13:24:00	1218.1	917.9	239.1	276.6	238.1	224.2	516.8	1407.3	230.1	224.7	202.2	225.2	63.4	65.1	65.7	64.8	230.20	30.32	6979.66
2006/11/15	13:25:00	1217.4	919.0	239.3	277.3	237.2	223.4	517.4	1410.9	229.2	224.5	202.3	225.4	65.0	64.3	65.0	64.6	230.10	30.33	6978.93
2006/11/15	13:26:00	1217.7	919.1	239.2	277.1	238.0	223.8	518.6	1410.7	229.5	224.5	202.3	225.4	64.4	64.6	65.6	64.0	230.20	30.33	6981.97
2006/11/15	13:27:00	1216.9	914.4	239.3	277.3	237.5	224.2	518.7	1417.7	230.0	224.9	202.2	225.4	64.2	64.8	65.6	65.2	230.20	30.33	6981.97
2006/11/15	13:28:00	1217.0	918.7	239.4	278.3	237.3	224.3	517.5	1398.3	230.1	225.2	202.3	225.4	63.4	64.3	64.6	65.2	230.20	30.33	6981.97
2006/11/15	13:29:00	1217.3	921.0	239.4	277.7	237.3	224.1	517.3	1402.0	230.2	225.1	202.5	225.5	63.5	64.6	64.4	64.6	230.20	30.33	6981.97
2006/11/15	13:30:00	1217.2	921.1	239.4	277.3	237.8	224.2	518.5	1396.2	230.0	225.1	202.7	225.6	65.0	64.8	64.6	64.6	230.20	30.33	6981.97
2006/11/15	13:31:00	1216.9	915.5	239.2	278.4	237.4	224.3	519.5	1398.5	230.3	225.1	202.7	225.6	65.2	64.3	64.6	65.3	230.20	30.33	6981.97
2006/11/15	13:32:00	1216.1	918.5	239.5	277.5	237.9	224.6	518.7	1392.5	229.8	225.2	202.5	225.6	65.9	64.8	64.3	65.0	230.20	30.33	6981.97
2006/11/15	13:33:00	1216.8	915.6	239.6	278.3	237.8	224.2	518.5	1384.7	229.7	224.8	202.5	225.6	65.2	64.3	64.6	63.8	230.20	30.33	6981.97
2006/11/15	13:34:00	1216.5	919.3	239.6	278.2	237.3	224.3	518.9	1390.4	230.5	224.9	202.5	225.6	63.2	64.6	64.6	64.4	230.20	30.33	6981.97
2006/11/15	13:35:00	1217.2	916.9	239.6	278.3	237.4	224.2	519.2	1406.0	230.2	225.2	202.5	225.6	63.2	64.6	64.8	65.4	230.20	30.33	6981.97
2006/11/15	13:36:00	1217.6	918.2	239.7	277.3	237.7	224.0	518.5	1410.7	230.2	225.1	202.7	225.7	63.2	63.9	65.2	64.6	230.20	30.33	6981.97
2006/11/15	13:37:00	1217.3	915.9	239.6	278.0	237.7	224.4	517.7	1392.8	230.7	225.2	202.7	225.7	63.9	64.4	65.4	64.6	230.20	30.33	6981.97
2006/11/15	13:38:00	1216.9	913.7	239.7	277.8	237.7	224.6	519.0	1386.6	230.1	224.6	202.2	225.7	64.1	64.6	64.8	65.2	230.20	30.33	6981.97
2006/11/15	13:39:00	1216.6	918.3	239.7	277.7	237.9	224.6	519.2	1383.9	230.4	225.2	202.5	225.7	64.0	64.6	65.4	65.4	230.20	30.32	6979.66
2006/11/15	13:40:00	1218.6	915.2	239.7	276.8	238.1	224.4	518.4	1423.7	230.2	225.2	202.7	225.7	65.5	64.4	66.1	65.0	230.10	30.33	6978.93
2006/11/15	13:41:00	1218.0	916.9	239.6	277.8	238.7	224.8	519.0	1412.9	230.6	225.2	202.7	225.7	64.8	64.8	65.6	65.2	230.20	30.32	6979.66
2006/11/15	13:42:00	1218.0	919.1	239.9	277.7	238.4	224.9	518.2	1409.3	230.3	225.2	202.7	225.7	65.0	64.8	65.6	65.1	230.00	30.31	6971.30
2006/11/15	13:43:00	1217.4	915.3	239.8	278.4	238.5	224.8	518.4	1412.7	230.9	225.4	202.7	225.7	64.6	65.7	66.3	65.5	230.00	30.31	6971.30
2006/11/15	13:44:00	1217.3	917.6	239.8	278.5	237.9	224.8	518.6	1407.1	230.8	225.2	202.7	225.7	64.6	64.8	66.8	65.7	229.30	30.27	6940.91
2006/11/15	13:45:00	1217.2	918.7	240.0	277.6	238.2	224.8	516.8	1415.4	230.9	225.2	202.7	225.9	65.5	65.0	66.4	65.9	230.10	30.32	6976.63
2006/11/15	13:46:00	1217.6	916.0	240.0	277.5	238.1	224.6	518.6	1413.6	230.7	225.4	202.7	225.7	64.4	66.6	66.3	66.1	223.10	29.55	6592.60
2006/11/15	13:47:00	1217.6	916.0	239.9	278.6	238.7	224.6	518.2	1416.7	230.9	225.6	202.7	225.9	66.1	66.3	66.6	66.0	229.70	30.26	6950.72
2006/11/15	13:48:00	1217.1	920.2	240.0	277.4	238.8	225.2	516.8	1427.0	230.3	225.7	202.7	225.9	65.9	66.6	67.0	66.0	229.90	30.29	6963.67
2006/11/15	13:49:00	1216.6	919.6	240.1	278.1	238.6	224.9	518.0	1415.2	230.8	225.9	202.7	225.9	64.6	65.8	66.3	66.1	230.10	30.30	6972.03
2006/11/15	13:50:00	1217.0	919.3	240.2	278.2	238.3	225.0	518.6	1394.1	230.5	226.0	203.0	226.0	65.0	66.1	66.8	66.1	229.10	30.21	6921.11
2006/11/15	13:51:00	1216.4	917.4	240.3	278.3	238.6	225.1	518.7	1391.9	230.9	226.0	203.0	226.1	65.9	66.8	66.6	66.3	229.80	30.29	6960.64
2006/11/15	13:52:00	1217.3	917.2	240.3	277.8	238.8	225.2	518.6	1397.9	231.3	226.2	203.0	226.1	65.9	66.1	67.0	66.3	229.70	30.28	6955.32
2006/11/15	13:53:00	1217.3	917.6	240.4	278.7	238.7	225.2	518.2	1388.3	231.3	226.2	203.0	226.1	66.4	66.1	67.3	66.8	230.10	30.30	6972.03
2006/11/15	13:54:00	1218.0	917.4	240.4	278.0	239.2	225.6	517.5	1410.2	231.5	226.2	203.0	226.2	66.6	66.8	67.7	67.0	229.40	30.23	6934.76
2006/11/15	13:55:00	1216.9	916.6	240.4	278.4	238.0	225.4	519.4	1411.2	231.6	226.4	203.0	226.2	64.6	66.4	66.6	66.6	229.90	30.32	6970.57
2006/11/15	13:56:00	1216.8	918.0	240.3	277.8	238.4	225.2	519.7	1419.1	231.0	226.4	203.0	226.2	64.6	66.4	66.4	65.7	230.00	30.18	6965.54
2006/11/15	13:57:00	1216.9	916.3	240.4	278.3	238.3	225.5	518.6	1414.4	230.7	226.1	203.2	226.2	65.8	65.9	66.8	65.7	229.90	30.29	6968.27
2006/11/15	13:58:00	1217.2	917.5	240.6	277.2	238.6	225.6	519.4	1407.2	231.6	226.4	203.1	226.2	66.2	66.8	66.6	66.8	229.70	30.29	6957.61
2006/11/15	13:59:00	1217.2	917.7	240.7	278.2	239.0	225.6	519.2	1410.7	231.5	226.5	203.0	226.2	66.1	66.8	66.8	66.8	229.30	30.19	6922.57
2006/11/15	14:00:00	1216.4	918.4	240.8	278.2	239.1	225.4	519.0	1410.6	231.8	226.7	203.1	226.2	65.9	67.0	66.8	66.6	230.10	30.33	6978.93
2006/11/15	14:01:00	1216.3	918.9	240.7	278.9	238.9	225.2	518.1	1409.3	231.6	226.7	203.2	226.4	65.3	66.6	66.6	66.8	229.40	30.26	6941.64
2006/11/15	14:02:00	1217.3	917.1	240.7	278.4	239.1	225.5	519.2	1411.4	230.8	226.5	203.3	226.4	66.0	66.2	66.3	66.4	229.30	30.25	6936.33
2006/11/15																				

Heat Rise Test 1st Run

Date	Time	TC1	TC2	TC3	TC4	TC5	TC6	TC7	TC8	TC9	TC10	TC11	TC12	TC13	TC14	TC15	TC16	VDC	Amps	Watts
2006/11/15	14:05:00	1217.4	918.6	240.9	278.2	239.1	225.5	517.6	1421.2	232.0	226.7	203.3	226.4	65.9	67.1	67.0	66.6	230.10	30.19	6949.74
2006/11/15	14:06:00	1216.8	919.4	240.8	278.6	239.1	225.4	517.8	1406.5	231.6	226.7	203.5	226.5	66.1	66.4	67.2	66.8	230.20	30.32	6979.66
2006/11/15	14:07:00	1217.3	919.3	240.8	278.7	238.8	225.9	519.4	1396.7	231.8	226.7	203.3	226.5	65.7	66.6	66.8	66.8	230.10	30.32	6976.63
2006/11/15	14:08:00	1217.2	917.9	240.9	278.5	238.9	225.7	518.9	1409.8	231.9	226.9	203.3	226.5	65.9	66.8	67.0	66.8	229.70	30.30	6959.91
2006/11/15	14:09:00	1216.9	917.4	241.1	278.6	239.1	225.9	518.2	1417.3	231.8	226.7	203.5	226.5	66.0	67.2	66.8	66.8	230.20	30.32	6981.97
2006/11/15	14:10:00	1216.6	916.7	241.1	278.6	238.5	225.6	519.4	1430.6	231.6	227.0	203.3	226.5	66.0	67.0	66.8	66.4	230.00	30.31	6971.30
2006/11/15	14:11:00	1215.9	918.0	241.1	278.0	239.3	225.4	518.9	1417.2	232.1	226.7	203.3	226.5	65.9	66.3	66.6	66.8	230.10	30.31	6977.36
2006/11/15	14:12:00	1217.1	918.4	240.9	277.7	238.7	225.6	519.5	1432.5	231.8	227.0	203.5	226.5	65.9	67.0	66.8	66.6	229.50	30.25	6942.38
2006/11/15	14:13:00	1216.9	916.1	241.2	278.4	238.9	225.7	518.7	1323.6	231.7	226.5	203.5	226.5	66.3	67.0	66.6	66.2	229.60	30.24	6943.10
2006/11/15	14:14:00	1217.0	919.3	241.3	278.9	239.3	225.7	517.8	1332.5	231.4	227.2	203.5	226.5	66.4	66.8	66.8	66.2	229.60	30.29	6957.61
2006/11/15	14:15:00	1217.2	918.2	241.3	278.8	239.4	225.4	519.0	1328.2	232.1	227.2	203.5	226.7	66.1	66.6	67.3	67.1	229.40	30.23	6934.76
2006/11/15	14:16:00	1217.3	919.4	241.3	278.6	237.8	225.7	519.0	1334.0	232.1	227.2	203.5	226.7	65.2	66.6	66.6	66.8	229.40	30.23	6934.76
2006/11/15	14:17:00	1217.9	918.5	241.3	278.9	238.5	225.7	520.2	1346.6	231.7	227.0	203.7	226.7	65.9	66.6	66.1	66.4	229.80	30.29	6960.64
2006/11/15	14:18:00	1216.6	917.8	241.3	278.8	239.6	226.2	518.9	1332.4	232.1	227.2	203.7	226.7	66.1	67.3	66.8	66.6	229.90	30.28	6961.37
2006/11/15	14:19:00	1216.4	918.1	241.4	278.9	239.0	226.2	519.2	1336.1	231.4	227.2	203.6	226.7	65.6	66.8	66.2	66.6	230.10	30.32	6976.63
2006/11/15	14:20:00	1217.5	919.6	241.4	279.4	239.2	226.2	518.3	1337.6	232.1	227.5	203.7	226.7	65.7	66.2	66.8	67.0	229.80	30.27	6956.05
2006/11/15	14:21:00	1218.0	916.7	241.4	278.8	238.8	226.2	519.7	1359.7	232.5	227.5	203.7	226.9	65.8	66.6	67.0	66.6	230.20	30.32	6981.97
2006/11/15	14:22:00	1217.9	918.7	241.6	278.8	239.0	226.2	519.2	1358.9	232.5	227.7	203.7	227.0	66.3	66.8	66.8	66.6	230.20	30.31	6979.66
2006/11/15	14:23:00	1217.7	920.8	241.6	278.6	239.2	225.9	519.7	1356.0	232.0	227.7	203.7	227.0	66.0	67.3	66.4	66.0	230.20	30.32	6979.66
2006/11/15	14:24:00	1217.9	916.6	241.6	278.4	239.5	226.2	519.0	1355.4	232.2	227.2	203.8	227.0	66.2	67.2	67.0	66.0	230.20	30.32	6979.66
2006/11/15	14:25:00	1218.8	919.1	241.7	279.1	239.2	226.2	520.6	1376.8	232.6	227.5	203.8	227.0	66.3	67.2	67.2	67.1	229.40	30.30	6950.82
2006/11/15	14:26:00	1217.9	917.7	241.7	278.4	238.9	226.1	517.3	1367.0	232.6	227.5	203.8	227.0	65.5	66.6	66.6	67.0	230.00	30.29	6973.60
2006/11/15	14:27:00	1218.0	917.8	241.6	278.5	238.5	226.1	519.8	1368.8	232.6	227.5	204.0	227.2	66.6	67.2	66.6	67.0	230.00	30.26	6959.80
2006/11/15	14:28:00	1217.6	918.7	241.7	278.3	239.1	226.2	518.2	1365.9	232.6	227.5	204.1	227.0	67.3	67.2	66.8	67.2	229.70	30.27	6957.61
2006/11/15	14:29:00	1217.6	918.9	241.7	278.4	239.3	226.1	519.5	1380.7	232.3	227.5	204.1	227.0	65.8	66.6	67.0	67.0	230.00	30.26	6966.70
2006/11/15	14:30:00	1217.9	920.1	241.7	278.1	240.0	225.7	517.9	1378.5	232.8	227.7	204.1	227.0	65.0	66.6	66.8	67.1	229.10	30.20	6918.82
2006/11/15	14:31:00	1217.6	915.3	241.7	278.9	238.9	226.2	520.0	1369.5	232.6	227.7	204.0	227.0	65.3	66.8	66.8	66.8	229.30	30.23	6931.74
2006/11/15	14:32:00	1218.0	920.4	241.7	278.3	239.3	225.9	520.5	1385.2	232.4	227.5	204.0	227.0	65.7	66.6	67.2	67.2	229.90	30.29	6963.67
2006/11/15	14:33:00	1218.0	918.1	241.7	278.7	239.3	226.2	519.8	1392.1	232.4	227.9	204.0	227.0	65.9	67.3	67.3	67.3	228.10	30.04	6852.12
2006/11/15	14:34:00	1217.4	918.1	241.7	278.7	239.3	226.5	519.5	1368.4	232.7	227.7	204.0	227.0	65.5	67.3	67.0	66.4	229.50	30.23	6937.79
2006/11/15	14:35:00	1217.3	917.5	241.9	278.5	238.9	226.2	519.2	1394.7	232.5	227.9	204.0	227.0	65.6	66.6	67.0	66.6	229.60	30.20	6933.92
2006/11/15	14:36:00	1216.6	919.3	241.7	279.4	239.1	226.4	520.5	1369.2	232.8	227.9	204.2	227.2	65.7	66.4	67.2	67.2	230.00	30.31	6971.30
2006/11/15	14:37:00	1217.2	918.2	241.9	279.4	238.6	226.4	519.2	1383.2	232.7	228.0	204.2	227.2	67.2	66.1	67.1	67.2	229.60	30.24	6943.10
2006/11/15	14:38:00	1218.0	921.0	241.9	278.2	238.6	226.4	520.2	1388.0	232.5	227.7	204.3	227.2	67.1	66.6	66.6	66.6	229.80	30.29	6960.64
2006/11/15	14:39:00	1217.1	919.1	241.9	279.3	239.2	226.4	519.0	1375.2	232.9	227.9	204.2	227.2	65.6	67.3	67.3	66.4	229.50	30.24	6940.08
2006/11/15	14:40:00	1217.6	918.4	241.9	278.5	239.2	226.5	519.0	1387.5	232.8	227.7	204.1	227.2	66.2	67.0	67.2	66.8	229.60	30.27	6949.99
2006/11/15	14:41:00	1217.6	916.6	241.9	278.6	239.8	226.5	520.5	1401.7	232.6	227.7	204.1	227.2	66.3	67.0	67.3	66.3	229.40	30.25	6943.94
2006/11/15	14:42:00	1217.6	921.8	242.1	278.4	239.3	226.2	518.4	1405.5	233.1	227.9	204.3	227.2	65.9	67.6	67.1	66.8	228.90	30.17	6905.91
2006/11/15	14:43:00	1217.2	918.0	242.1	278.9	239.3	226.7	519.2	1398.3	232.7	228.0	204.3	227.4	65.8	67.5	66.6	66.4	230.10	30.31	6976.63
2006/11/15	14:44:00	1217.1	920.0	241.9	278.7	239.2	226.4	519.2	1396.6	232.5	228.0	204.3	227.4	66.1	66.6	66.8	66.1	230.00	30.32	6973.60
2006/11/15	14:45:00	1217.4	918.4	242.1	278.9	239.5	226.4	519.7	1382.7	233.2	228.2	204.3	227.5	66.4	67.2	67.1	67.2	229.40	30.23	6934.76
2006/11/15	14:46:00	1218.1	919.9	241.9	277.9	240.3	226.7	519.7	1383.9	232.7	228.2	204.3	227.5	65.8	67.1	66.8	66.3	229.30	30.20	6924.86
2006/11/15	14:47:00	1217.9	918.2	242.1	279.7	239.4	226.5	520.5	1384.7	233.0	228.2	204.3	227.4	66.0	67.6	66.8	66.2	229.90	30.18	6941.40
2006/11/15	14:48:00	1217.6	917.6	242.2	279.7	239.6	226.7	520.3	1367.7	233.0	228.0	204.5	227.4	65.6	66.0	66.8	67.1	229.70	30.29	6957.61
2006/11/15	14:49:00	1217.3	918.6	242.2	279.7	238.8	226.5	519.7	1373.5	233.4	228.0	204.5	227.5	65.6	66.2	66.6	66.3	229.70	30.29	6957.61
2006/11/15	14:50:00	1217.1	919.9	242.2	278.1	240.0	226.4	521.0	1377.7	233.5	228.2	204.5	227.5	65.6	67.2	66.6	66.2	230.10	30.32	6976.63
2006/11/15	14:51:00	1217.5	919.1	242.2	278.6	239.6	226.2	520.0	1375.0	233.4	228.5	204.6	227.5	65.2	67.3	66.8	67.0	228.90	30.19	6910.49
2006/11/15	14:52:00	1217.6	921.1	242.4	278.9	240.0	227.0	520.0	1377.7	233.2	228.5	204.7	227.5	66.1	67.2	66.6	67.3	229.60	30.22	6938.51
2006/11/15	14:53:00	1217.6	917.6	242.4	278.1	240.6	226.9	519.7	1387.9	233.7	228.5	204.5	227.7	66.6	67.3	67.5	66.8	230.00	30.27	6971.18
2006/11/15	14:54:00	1217.9	919.3	242.4	278.5	240.1	226.7	519.4	1380.6	233.5	228.3	204.6	227.7	66.8	67.2	67.5	66.8	229.30	30.22	6929.45
2006/11/15	14:55:00	1217.0	918.7	242.5	278.8	238.9	226.2	520.1	1388.7	233.6	228.5	204.6	227.7	65.4	67.2	67.0	67.2	230.10	30.30	6972.03
2006/11/15	14:56:00	1216.8	918.9	242.4	279.4	239.1	226.2	519.5	1397.1	233.1	228.5	204.6	227.7	65.5	67.2	67.2	67.2	230.00	30.28	6970.46
2006/11/15	14:57:00	1216.6	918.2	242.7	279.9	238.8	226.5	519.0	1393.4	232.9	228.5	205.0	227.9	67.1	67.3	67.3	67.0	229.20	30.32	6953.93
2006/11/15	14:58:00	1218.0	918.9	242.7	279.2	239.1	226.7	519.8	1413.0	233.0	228.5	204.7	227.9	67.5	66.4	67.1	67.2	229.00	30.11	6901.21
2006/11/15	14:59:00	1216.6	917.5	24																

Heat Rise Test

1st Run

Date	Time	TC1	TC2	TC3	TC4	TC5	TC6	TC7	TC8	TC9	TC10	TC11	TC12	TC13	TC14	TC15	TC16	VDC	Amps	Watts
2006/11/15	15:01:00	1216.6	920.1	242.4	279.9	239.8	227.2	519.2	1400.2	233.8	228.7	204.7	227.7	66.4	67.2	67.5	67.2	230.00	30.30	6971.30
2006/11/15	15:02:00	1216.9	916.9	242.5	279.4	239.7	226.7	520.9	1407.8	233.5	228.7	204.8	227.7	67.0	67.3	67.5	67.2	229.50	30.25	6945.40
2006/11/15	15:03:00	1216.8	920.7	242.7	279.2	239.6	226.9	520.0	1389.7	233.6	228.7	204.7	227.9	66.0	67.6	67.0	67.3	229.00	30.20	6915.80
2006/11/15	15:04:00	1217.4	917.5	242.9	279.2	239.7	227.0	520.0	1414.9	233.3	228.5	204.8	227.9	65.8	67.3	66.8	67.0	229.70	30.24	6946.13
2006/11/15	15:05:00	1217.2	919.9	242.9	278.3	240.4	227.0	520.3	1424.3	233.5	228.7	205.0	227.9	66.8	67.3	67.3	66.6	230.00	30.26	6962.83
2006/11/15	15:06:00	1217.7	920.2	242.9	280.4	239.6	227.0	520.6	1410.2	233.7	228.7	205.0	227.9	65.9	67.3	67.3	67.2	229.30	30.24	6934.03
2006/11/15	15:07:00	1217.9	916.7	242.7	279.2	240.0	227.2	520.5	1417.4	233.7	228.7	205.0	228.0	66.3	67.3	67.2	66.8	229.80	30.27	6965.97
2006/11/15	15:08:00	1217.3	921.5	242.9	279.4	239.7	227.2	521.1	1413.3	233.6	229.0	205.0	228.0	66.6	67.1	67.5	66.8	229.60	30.26	6947.70
2006/11/15	15:09:00	1217.9	917.7	242.9	278.8	239.6	226.9	520.5	1417.4	233.0	228.8	205.1	228.0	67.5	66.6	67.8	67.3	229.40	30.25	6939.35
2006/11/15	15:10:00	1217.9	919.3	242.9	278.7	239.6	227.0	520.6	1408.7	233.3	229.0	205.1	228.0	66.3	67.3	67.3	66.8	229.10	30.17	6911.95
2006/11/15	15:11:00	1217.6	916.9	242.9	280.4	239.6	227.4	518.7	1423.3	233.3	228.7	205.0	228.0	66.8	67.5	67.3	67.0	229.80	30.30	6965.24
2006/11/15	15:12:00	1216.6	919.3	243.0	278.9	240.0	227.2	520.1	1432.3	233.4	228.8	205.0	228.0	66.8	67.3	67.7	66.6	229.30	30.24	6934.03
2006/11/15	15:13:00	1217.3	917.2	243.0	279.1	240.1	227.2	519.8	1412.5	233.2	229.0	205.1	228.0	66.6	67.5	67.5	66.4	229.10	30.31	6974.33
2006/11/15	15:14:00	1217.7	917.7	243.0	279.4	239.7	227.4	519.8	1413.3	233.2	229.0	205.1	228.0	66.2	67.3	67.6	66.2	230.10	30.31	6974.33
2006/11/15	15:15:00	1217.3	917.6	243.0	278.5	240.3	227.2	519.8	1429.7	233.5	228.7	205.2	228.0	66.8	67.1	67.7	66.4	229.90	30.31	6968.27
2006/11/15	15:16:00	1217.6	917.9	243.0	279.1	240.3	227.0	520.5	1428.9	233.4	228.8	205.1	228.0	66.4	66.4	67.3	66.8	230.10	30.31	6976.63
2006/11/15	15:17:00	1217.6	917.1	243.2	280.1	240.6	227.2	520.7	1422.9	233.2	228.7	205.1	228.2	67.0	66.8	67.5	67.1	229.40	30.21	6933.20
2006/11/15	15:18:00	1217.9	919.9	243.2	279.6	239.9	227.4	520.3	1401.5	233.7	229.0	205.2	228.2	66.3	67.0	67.0	67.2	229.10	30.21	6921.11
2006/11/15	15:19:00	1218.2	919.0	243.2	279.7	240.1	227.2	520.0	1418.4	233.1	229.0	205.2	228.2	66.6	66.8	67.6	66.6	229.30	30.23	6931.74
2006/11/15	15:20:00	1217.4	914.1	243.2	279.4	240.9	226.7	520.3	1429.2	234.0	229.0	205.2	228.2	66.8	67.3	67.9	67.2	230.10	30.31	6974.33
2006/11/15	15:21:00	1216.8	919.6	243.4	279.6	240.4	227.2	520.0	1423.0	234.2	229.2	205.3	228.2	67.0	67.2	67.8	67.3	229.20	30.21	6924.13
2006/11/15	15:22:00	1217.3	919.4	243.4	279.3	240.9	227.0	518.9	1416.2	234.1	229.2	205.5	228.3	66.8	67.3	67.7	67.0	229.90	30.31	6970.57
2006/11/15	15:23:00	1216.9	920.0	243.4	280.7	240.7	227.5	520.5	1415.8	234.1	229.5	205.5	228.5	66.8	67.2	67.8	67.6	229.40	30.24	6937.06
2006/11/15	15:24:00	1217.4	918.1	243.5	279.7	240.1	227.5	519.8	1439.7	234.2	229.5	205.5	228.5	66.4	67.5	67.3	67.3	229.50	30.28	6949.26
2006/11/15	15:25:00	1216.9	918.1	243.7	279.4	240.6	227.5	521.1	1423.2	233.9	229.3	205.5	228.5	67.1	67.2	67.1	67.5	230.10	30.31	6974.33
2006/11/15	15:26:00	1216.9	919.6	243.7	280.2	240.0	227.5	522.0	1412.4	234.4	229.3	205.6	228.5	66.1	67.2	67.2	67.5	229.90	30.30	6968.27
2006/11/15	15:27:00	1217.7	916.6	243.9	279.4	239.9	227.7	521.3	1437.0	234.2	229.5	205.6	228.5	65.8	67.6	67.1	67.5	230.10	30.32	6976.63
2006/11/15	15:28:00	1217.4	920.0	243.8	280.5	241.4	227.5	519.5	1417.7	234.7	229.6	205.6	228.5	67.2	67.1	67.2	67.8	229.80	30.29	6966.70
2006/11/15	15:29:00	1216.1	918.9	243.8	280.9	240.8	227.7	520.1	1427.2	234.7	229.6	205.6	228.5	66.2	67.0	67.6	67.3	230.10	30.28	6970.46
2006/11/15	15:30:00	1216.8	918.8	243.9	279.7	241.4	228.0	521.1	1457.0	234.6	229.6	205.5	228.5	66.8	67.5	67.5	67.6	229.80	30.29	6960.64
2006/11/15	15:31:00	1218.0	918.1	243.9	279.7	240.9	228.0	521.3	1455.2	234.4	230.0	205.8	228.7	66.4	67.0	68.0	67.3	229.90	30.28	6964.40
2006/11/15	15:32:00	1216.9	919.3	243.9	280.5	241.2	228.0	521.4	1431.7	234.2	230.1	205.8	228.7	66.4	67.3	67.9	67.1	230.10	30.31	6977.36
2006/11/15	15:33:00	1218.0	917.4	244.0	280.5	240.8	228.0	519.5	1412.7	234.2	230.0	205.6	228.7	67.1	67.5	68.1	67.1	230.10	30.31	6974.33
2006/11/15	15:34:00	1217.9	918.1	244.0	280.9	240.3	228.0	522.2	1436.4	234.5	230.0	205.7	228.7	67.3	67.7	68.0	66.8	230.10	30.32	6976.63
2006/11/15	15:35:00	1217.6	918.7	244.0	280.1	240.6	228.0	521.7	1439.3	234.6	230.0	205.7	228.7	66.6	66.8	67.9	67.5	229.90	30.27	6959.07
2006/11/15	15:36:00	1217.4	919.1	244.0	279.7	241.3	228.3	520.0	1444.7	234.7	230.0	206.0	228.7	66.8	67.0	68.2	67.6	229.90	30.28	6961.37
2006/11/15	15:37:00	1216.9	920.9	244.0	280.4	241.4	228.0	521.7	1430.9	234.9	230.0	206.0	228.8	67.1	67.3	67.7	67.6	229.90	30.30	6965.97
2006/11/15	15:38:00	1216.9	919.9	244.2	280.4	240.9	228.0	522.2	1402.5	235.0	230.1	205.8	228.8	66.3	67.8	67.6	67.5	229.90	30.30	6968.27
2006/11/15	15:39:00	1217.3	919.3	244.0	280.9	240.4	227.7	521.3	1428.9	234.6	230.1	206.0	228.8	66.3	67.7	66.8	67.0	229.40	30.28	6948.53
2006/11/15	15:40:00	1217.9	920.4	244.0	280.7	240.2	228.3	522.1	1442.2	234.6	230.0	206.0	228.7	66.8	67.8	67.8	66.6	230.10	30.30	6974.33
2006/11/15	15:41:00	1217.5	917.5	244.3	281.0	240.7	228.3	518.7	1429.7	235.2	230.1	206.0	228.8	66.8	68.0	67.6	67.7	229.80	30.29	6960.64
2006/11/15	15:42:00	1217.9	920.6	244.2	280.1	241.3	228.5	521.2	1447.9	235.1	229.8	206.0	228.8	67.1	68.3	67.6	67.3	230.20	30.25	6963.55
2006/11/15	15:43:00	1217.2	920.4	244.3	280.9	241.1	228.2	522.0	1443.5	234.7	230.2	206.0	229.0	67.1	67.6	68.1	67.2	230.10	30.31	6974.33
2006/11/15	15:44:00	1217.6	921.6	244.2	280.4	241.1	228.5	523.0	1440.3	234.2	230.5	206.0	229.0	66.6	67.7	67.9	66.6	230.10	30.32	6976.63
2006/11/15	15:45:00	1217.4	920.0	244.2	280.4	240.8	227.9	522.2	1419.5	233.8	230.3	206.0	228.8	65.7	67.3	67.6	66.6	230.10	30.33	6978.93
2006/11/15	15:46:00	1216.5	919.7	243.7	280.4	239.5	227.9	521.2	1425.4	233.9	229.8	206.0	228.7	65.5	66.6	67.1	66.6	229.90	30.29	6963.67
2006/11/15	15:47:00	1216.5	920.0	243.8	280.2	239.4	227.2	521.8	1453.0	233.6	229.2	206.0	228.7	66.6	64.6	66.4	65.5	230.20	30.32	6979.66
2006/11/15	15:48:00	1217.9	918.2	244.0	279.9	239.5	227.5	522.2	1437.4	234.0	229.0	206.0	228.7	65.2	64.8	66.6	65.6	230.00	30.31	6971.30
2006/11/15	15:49:00	1217.3	917.1	244.2	279.9	240.0	227.5	521.2	1432.9	233.5	229.3	205.8	228.7	65.1	64.6	66.6	65.2	230.10	30.32	6976.63
2006/11/15	15:50:00	1216.8	918.6	243.9	280.1	240.2	228.0	521.6	1449.7	234.5	229.3	205.8	228.7	66.0	65.3	66.8	65.5	230.00	30.30	6969.00
2006/11/15	15:51:00	1216.2	919.4	244.0	280.1	240.6	228.2	521.5	1444.4	234.7	229.5	206.0	228.7	66.0	66.0	67.3	66.0	230.00	30.29	6966.70
2006/11/15	15:52:00	1217.6	918.7	244.2	280.1	240.4	228.0	521.8	1431.7	234.6	229.7	206.0	228.7	66.0	65.9	66.3	66.6	230.10	30.32	6976.63
2006/11/15	15:53:00	1217.4	915.6	244.2	280.4	239.6	228.2	521.3	1459.2	234.1	229.7	206.1	228.7	67.1	66.0	66.4	66.6	230.00	30.28	6964.40
2006/11/15	15:54:00	1217.9	918.3	244.2	279.6	241.3	228.5	520.5	1451.5	234.4	230.0	206.0	228.7	67.1	67.2	67.5	66.6	230.00	30.32	6973.60
2006/11/15																				

Heat Rise Test 1st Run

Date	Time	TC1	TC2	TC3	TC4	TC5	TC6	TC7	TC8	TC9	TC10	TC11	TC12	TC13	TC14	TC15	TC16	VDC	Amps	Watts
2006/11/15	15:57:00	1217.6	916.9	244.5	280.2	240.8	228.5	520.5	1445.1	235.0	230.2	206.2	229.0	66.8	66.1	66.6	67.2	230.10	30.31	6974.33
2006/11/15	15:58:00	1217.6	918.8	244.6	279.6	241.2	228.5	522.0	1429.2	234.5	230.0	206.2	229.0	67.6	66.4	66.6	66.8	229.70	30.18	6932.35
2006/11/15	15:59:00	1217.1	919.4	244.6	279.9	241.3	228.5	522.6	1446.7	235.1	230.3	206.2	229.0	66.4	66.4	67.6	67.0	229.90	30.31	6968.27
2006/11/15	16:00:00	1216.9	916.0	244.6	280.9	240.9	228.8	521.0	1435.4	234.9	230.2	206.1	229.0	66.8	67.3	67.9	66.8	230.10	30.31	6978.93
2006/11/15	16:01:00	1216.9	916.9	244.4	280.7	241.7	228.5	522.2	1446.9	234.4	230.3	206.2	229.2	66.8	67.5	67.2	66.6	230.00	30.30	6969.00
2006/11/15	16:02:00	1216.9	919.9	244.7	280.4	241.7	228.7	523.7	1438.9	235.2	230.3	206.3	229.2	67.0	67.3	67.8	66.8	230.20	30.32	6979.66
2006/11/15	16:03:00	1217.2	919.6	244.8	280.7	239.9	228.5	522.4	1438.1	235.1	230.6	206.4	229.2	66.4	67.3	67.8	66.8	230.10	30.31	6974.33
2006/11/15	16:04:00	1216.5	917.5	244.9	280.9	241.2	228.5	521.8	1445.2	235.5	230.7	206.3	229.2	66.6	67.2	67.9	67.3	230.20	30.32	6981.97
2006/11/15	16:05:00	1217.6	917.4	244.9	280.9	241.4	228.7	522.0	1457.9	235.2	230.5	206.4	229.3	66.6	67.3	66.8	67.0	230.00	30.31	6971.30
2006/11/15	16:06:00	1216.9	919.0	245.0	281.7	241.2	229.0	521.5	1438.3	235.7	230.7	206.6	229.3	67.5	67.1	66.8	66.8	230.20	30.27	6968.15
2006/11/15	16:07:00	1216.6	917.4	245.0	280.9	241.7	229.2	522.7	1444.7	235.2	230.7	206.6	229.5	66.8	67.2	67.6	67.3	230.10	30.27	6968.15
2006/11/15	16:08:00	1217.3	920.4	245.1	281.2	241.6	229.2	522.6	1456.4	235.2	231.1	206.6	229.5	66.6	67.5	67.6	67.0	230.10	30.32	6978.93
2006/11/15	16:09:00	1216.6	920.6	245.2	279.7	240.6	228.7	521.9	1447.0	235.7	231.2	206.6	229.5	66.8	67.3	67.5	67.6	230.20	30.32	6979.66
2006/11/15	16:10:00	1215.9	918.5	245.0	281.2	241.3	228.7	522.2	1446.9	235.5	231.3	206.7	229.5	67.2	67.5	67.1	67.1	230.10	30.32	6976.63
2006/11/15	16:11:00	1216.5	920.1	245.3	281.3	241.4	229.3	523.5	1446.7	235.5	231.0	206.7	229.5	66.8	68.1	68.0	66.6	230.10	30.30	6972.03
2006/11/15	16:12:00	1216.9	918.5	245.2	279.9	241.3	229.0	522.0	1429.8	236.0	231.2	206.7	229.5	67.1	67.5	67.8	67.8	230.20	30.32	6979.66
2006/11/15	16:13:00	1216.9	916.9	245.4	280.5	241.4	229.2	523.0	1422.0	236.0	231.3	206.8	229.6	67.3	67.3	67.8	67.8	229.70	30.25	6948.43
2006/11/15	16:14:00	1216.4	919.6	245.4	280.4	241.4	229.3	522.6	1435.4	236.0	231.4	206.8	229.6	67.2	68.1	67.7	67.7	229.00	30.21	6918.09
2006/11/15	16:15:00	1216.8	920.0	245.4	280.9	240.4	229.0	523.5	1437.3	235.9	231.2	206.9	229.6	66.6	67.0	66.8	67.3	229.70	30.23	6953.02
2006/11/15	16:16:00	1216.9	921.0	245.4	280.2	241.4	229.2	523.5	1458.4	235.5	231.2	207.0	229.6	66.8	66.8	66.4	66.6	229.70	30.27	6953.02
2006/11/15	16:17:00	1216.8	918.8	245.2	280.5	241.7	228.8	522.6	1447.9	235.4	230.9	206.9	229.6	66.6	67.0	66.6	66.6	229.90	30.29	6963.67
2006/11/15	16:18:00	1217.6	916.7	245.5	280.7	240.8	229.3	521.6	1451.9	235.7	230.9	206.9	229.7	66.8	67.2	66.8	67.1	230.00	30.30	6969.00
2006/11/15	16:19:00	1216.2	917.4	245.3	280.7	241.1	229.5	521.8	1459.2	235.7	230.9	206.9	229.6	67.7	67.3	67.6	66.8	229.60	30.19	6931.62
2006/11/15	16:20:00	1216.1	922.0	245.5	282.0	241.7	229.2	522.1	1441.2	236.0	231.2	206.9	229.6	66.8	67.6	67.5	66.8	230.00	30.31	6973.60
2006/11/15	16:21:00	1216.9	920.2	245.6	281.4	241.6	229.3	523.8	1440.4	236.0	231.5	206.9	229.7	66.4	68.0	67.7	67.2	229.60	30.28	6952.29
2006/11/15	16:22:00	1217.9	920.1	245.3	280.9	241.4	229.5	520.5	1451.9	235.2	231.5	206.8	229.6	66.8	67.2	67.6	67.2	230.10	30.29	6969.73
2006/11/15	16:23:00	1217.6	920.4	245.6	281.2	241.3	229.3	521.2	1450.5	235.7	231.6	206.8	229.7	67.3	67.8	67.5	67.1	230.00	30.31	6971.30
2006/11/15	16:24:00	1216.9	919.1	245.5	280.5	241.7	229.5	520.1	1456.1	236.0	231.7	206.9	229.7	67.3	67.2	67.8	67.3	230.00	30.30	6969.00
2006/11/15	16:25:00	1216.9	921.7	245.6	281.8	240.4	229.0	523.2	1445.5	236.5	231.6	206.9	229.8	67.1	67.8	68.0	67.3	229.90	30.29	6963.67
2006/11/15	16:26:00	1217.3	919.7	245.7	280.4	241.3	229.5	521.9	1465.0	236.2	231.7	206.9	229.7	66.8	67.2	67.7	67.6	230.10	30.32	6976.63
2006/11/15	16:27:00	1216.9	915.6	245.9	281.7	241.7	229.5	522.7	1428.1	236.2	231.8	207.0	229.8	66.0	67.3	67.5	67.6	229.80	30.25	6951.45
2006/11/15	16:28:00	1217.1	919.4	245.7	280.7	241.3	229.3	523.7	1442.7	235.7	231.8	207.2	229.8	66.8	67.3	68.1	67.1	230.00	30.26	6962.83
2006/11/15	16:29:00	1217.0	922.1	245.6	280.9	241.3	229.2	523.7	1444.4	236.0	231.7	207.1	229.8	66.6	67.1	67.7	67.0	229.80	30.28	6958.34
2006/11/15	16:30:00	1217.7	919.9	245.9	280.5	241.9	229.2	523.8	1447.9	236.5	231.8	207.1	229.8	67.2	67.5	67.9	67.3	229.50	30.24	6940.08
2006/11/15	16:31:00	1217.6	919.9	246.0	281.0	241.7	229.7	522.9	1464.9	235.7	231.6	207.1	229.8	67.2	67.8	67.5	66.8	229.70	30.17	6930.05
2006/11/15	16:32:00	1217.9	920.4	246.0	281.2	241.6	229.6	523.3	1455.6	236.2	231.8	207.3	229.8	66.8	67.9	68.1	66.8	230.00	30.31	6975.90
2006/11/15	16:33:00	1217.5	916.1	246.1	281.7	241.4	229.2	521.9	1436.7	235.7	231.6	207.4	230.0	66.4	67.2	68.1	66.6	229.70	30.22	6953.02
2006/11/15	16:34:00	1218.1	916.1	246.1	281.0	241.7	229.7	521.9	1462.7	236.5	231.8	207.2	230.0	66.8	67.7	68.1	67.0	230.10	30.32	6976.63
2006/11/15	16:35:00	1217.5	920.8	246.1	281.0	241.4	229.7	523.0	1458.4	236.3	231.8	207.2	230.0	66.4	67.3	67.8	67.3	230.20	30.29	6975.79
2006/11/15	16:36:00	1217.0	917.8	246.1	281.8	241.3	229.5	523.5	1456.9	236.7	232.1	207.3	230.1	66.3	67.2	67.9	67.7	230.10	30.31	6974.33
2006/11/15	16:37:00	1217.3	917.8	246.2	281.5	241.9	229.6	521.7	1467.1	236.5	232.1	207.2	230.0	66.6	67.6	67.3	67.6	230.20	30.32	6979.66
2006/11/15	16:38:00	1217.5	919.9	246.2	280.4	241.4	228.8	522.2	1457.9	236.7	231.7	207.1	230.1	66.0	67.0	67.3	66.6	229.90	30.29	6963.67
2006/11/15	16:39:00	1217.3	920.4	246.3	281.5	240.9	229.6	522.9	1449.3	236.7	231.7	207.2	230.0	66.6	66.6	66.8	66.8	228.20	30.11	6871.10
2006/11/15	16:40:00	1216.9	920.6	246.2	280.9	241.9	230.0	523.2	1456.2	236.5	232.0	207.4	230.1	66.4	67.0	67.5	67.0	230.10	30.31	6974.33
2006/11/15	16:41:00	1217.0	920.9	246.2	281.3	242.1	229.6	523.0	1450.9	236.3	232.1	207.4	230.1	66.2	66.4	67.8	67.0	229.50	30.25	6942.38
2006/11/15	16:42:00	1217.4	919.1	246.2	282.5	242.1	230.0	523.2	1461.3	236.7	232.1	207.3	230.1	66.6	66.8	67.3	66.8	229.80	30.25	6951.45
2006/11/15	16:43:00	1217.3	919.4	246.3	281.2	242.2	229.8	522.0	1455.4	237.0	231.8	207.3	230.1	66.8	67.9	67.8	66.8	230.00	30.29	6969.00
2006/11/15	16:44:00	1217.5	917.6	246.2	281.3	241.1	229.8	523.8	1463.2	236.2	232.0	207.3	230.2	66.8	66.4	67.9	66.8	229.70	30.28	6955.32
2006/11/15	16:45:00	1216.5	920.1	246.2	281.7	242.4	230.1	521.6	1464.4	236.2	232.5	207.4	230.2	66.2	66.8	67.5	67.2	229.80	30.27	6963.67
2006/11/15	16:46:00	1216.8	920.4	246.3	281.5	242.2	229.7	520.9	1463.2	236.5	232.3	207.4	230.2	66.2	67.2	67.1	66.8	229.80	30.31	6965.24
2006/11/15	16:47:00	1216.4	917.6	246.4	281.2	241.9	230.3	523.5	1473.6	236.8	232.4	207.4	230.3	66.8	67.5	67.8	66.8	229.90	30.30	6965.97
2006/11/15	16:48:00	1216.6	920.8	246.4	281.7	242.2	230.0	522.2	1459.4	236.5	232.3	207.5	230.3	66.8	67.2	68.1	67.2	229.90	30.31	6968.27
2006/11/15	16:49:00	1216.9	920.1	246.4	280.9	242.4	230.1	523.7	1465.5	236.9	232.5	207.6	230.3	66.8	66.6	68.1	67.3	229.70	30.29	6957.61
2006/11/15	16:50:00	1217.0	917.6	246.5	282.2	241.1	229.6	524.0	1471.8	236.7	232.2	207.6	230.4	66.3	67.0	66.8	66.8	230.00	30.31	6975.90
2006/11/15	16:51:00	1217.1	922.4	24																

Heat Rise Test 1st Run

Date	Time	TC1	TC2	TC3	TC4	TC5	TC6	TC7	TC8	TC9	TC10	TC11	TC12	TC13	TC14	TC15	TC16	VDC	Amps	Watts
2006/11/15	16:53:00	1217.0	919.1	246.6	281.5	241.3	229.7	524.3	1453.4	237.0	231.8	207.7	230.4	65.5	66.8	67.0	66.8	230.20	30.32	6979.66
2006/11/15	16:54:00	1217.1	922.0	246.7	282.0	240.9	229.5	524.7	1451.9	236.9	231.8	207.6	230.5	65.1	66.0	66.8	66.6	229.50	30.26	6946.97
2006/11/15	16:55:00	1217.5	918.2	246.8	281.7	240.9	229.8	523.7	1468.8	237.2	231.9	207.7	230.5	66.8	66.2	67.3	66.8	229.70	30.18	6932.35
2006/11/15	16:56:00	1217.7	917.9	246.8	281.8	241.1	229.8	523.7	1472.6	237.2	232.2	207.8	230.5	67.6	67.6	67.1	67.1	229.90	30.28	6970.57
2006/11/15	16:57:00	1218.9	919.1	246.7	281.9	241.7	230.1	524.0	1463.5	237.2	232.2	207.9	230.5	65.2	66.8	67.1	67.1	229.30	30.20	6924.86
2006/11/15	16:58:00	1217.7	919.6	246.9	280.7	241.2	230.2	524.4	1453.6	237.0	232.1	208.0	230.5	65.4	67.2	66.8	67.3	229.70	30.30	6959.91
2006/11/15	16:59:00	1217.5	916.1	247.0	280.9	241.7	230.5	523.7	1457.9	237.2	232.4	207.8	230.5	67.6	67.6	67.8	67.2	229.60	30.26	6947.70
2006/11/15	17:00:00	1217.5	917.6	247.0	281.2	241.7	230.2	523.8	1474.4	237.0	232.2	207.8	230.5	67.3	67.5	67.2	67.6	229.60	30.24	6943.10
2006/11/15	17:01:00	1217.6	920.8	246.8	281.7	242.1	230.1	524.1	1458.5	237.0	232.3	208.0	230.5	66.8	67.2	66.8	67.0	229.70	30.27	6953.02
2006/11/15	17:02:00	1217.7	917.5	247.0	281.9	242.2	230.2	521.6	1455.3	237.6	232.4	207.9	230.5	67.2	67.2	67.7	67.3	229.80	30.32	6967.54
2006/11/15	17:03:00	1216.8	919.7	247.0	281.9	242.7	230.7	523.5	1461.8	237.3	232.7	207.9	230.5	67.2	67.3	67.9	67.3	230.00	30.31	6971.30
2006/11/15	17:04:00	1217.0	919.1	247.1	281.2	241.7	230.5	523.3	1456.2	236.5	232.5	207.8	230.6	66.2	67.6	67.7	66.6	229.70	30.28	6955.32
2006/11/15	17:05:00	1217.7	920.9	247.0	281.9	242.1	230.4	524.4	1469.8	237.2	232.6	208.0	230.6	66.8	66.8	67.8	66.6	229.40	30.23	6934.76
2006/11/15	17:06:00	1218.4	918.5	247.0	281.7	241.7	230.1	523.8	1472.1	236.9	232.7	208.0	230.6	66.6	67.1	67.5	67.5	230.10	30.31	6976.63
2006/11/15	17:07:00	1217.3	919.6	247.1	280.4	241.9	230.2	524.3	1467.0	237.6	232.7	208.0	230.6	66.8	67.2	67.0	67.6	229.30	30.27	6940.91
2006/11/15	17:08:00	1216.9	919.3	247.1	281.4	242.4	230.6	524.0	1464.1	237.0	232.4	207.9	230.6	66.3	67.3	67.2	67.3	229.10	30.25	6930.28
2006/11/15	17:09:00	1217.4	919.0	247.3	281.5	241.6	230.5	523.2	1465.0	237.4	232.6	208.1	230.7	66.6	67.6	67.3	67.7	229.10	30.18	6914.24
2006/11/15	17:10:00	1217.2	920.6	247.3	282.0	241.4	230.5	524.0	1469.4	237.5	232.7	208.2	230.8	67.2	65.7	67.9	67.9	229.70	30.21	6951.32
2006/11/15	17:11:00	1217.7	921.0	247.4	281.2	241.9	231.0	524.1	1475.9	237.2	232.8	208.3	230.8	66.8	65.5	67.6	67.6	229.70	30.26	6953.02
2006/11/15	17:12:00	1217.2	918.8	247.3	281.7	242.1	230.7	524.3	1460.3	237.2	232.9	208.1	230.7	66.8	66.6	67.7	67.3	229.50	30.24	6940.08
2006/11/15	17:13:00	1217.1	918.8	247.3	281.8	241.7	230.4	524.0	1457.1	237.6	233.0	208.2	230.7	66.6	67.2	67.6	66.8	229.70	30.28	6955.32
2006/11/15	17:14:00	1217.1	924.3	247.4	281.7	241.7	230.7	525.4	1451.4	236.7	232.9	208.2	230.8	67.2	67.3	67.7	66.8	229.90	30.26	6962.83
2006/11/15	17:15:00	1217.3	921.3	247.4	281.2	241.2	230.6	524.3	1456.4	237.7	233.0	208.2	230.8	66.8	67.7	67.8	67.6	229.70	30.29	6957.61
2006/11/15	17:16:00	1217.0	919.4	247.3	281.5	241.4	230.3	524.3	1447.1	237.2	232.7	208.2	230.8	65.8	67.1	66.6	67.0	230.00	30.29	6971.30
2006/11/15	17:17:00	1216.9	920.4	247.2	281.4	241.4	230.2	524.6	1446.4	237.7	232.7	208.2	230.8	65.6	67.3	66.6	66.8	230.10	30.31	6974.33
2006/11/15	17:18:00	1217.5	921.5	247.5	280.5	241.2	230.7	524.3	1464.0	237.4	232.6	208.3	230.8	66.6	67.3	66.3	67.1	230.00	30.29	6966.70
2006/11/15	17:19:00	1218.6	919.3	247.4	280.4	241.4	230.8	523.8	1463.5	237.6	232.7	208.3	230.8	66.6	66.1	67.3	66.8	229.80	30.26	6953.75
2006/11/15	17:20:00	1217.6	921.7	247.4	282.1	240.9	230.6	524.3	1455.6	237.7	232.9	208.4	230.9	66.1	67.0	66.8	66.8	229.30	30.21	6927.15
2006/11/15	17:21:00	1217.2	921.3	247.4	281.4	240.6	230.3	524.5	1456.2	237.2	232.8	208.3	230.9	66.0	66.6	66.6	66.6	230.00	30.29	6969.73
2006/11/15	17:22:00	1217.1	918.2	247.4	282.3	241.2	230.2	523.7	1485.3	237.3	232.6	208.3	230.9	65.6	66.6	66.6	66.6	229.90	30.25	6954.47
2006/11/15	17:23:00	1216.4	917.8	247.5	281.7	240.9	229.0	523.0	1468.9	237.3	232.6	208.3	230.9	64.8	66.4	66.8	66.6	229.80	30.29	6960.64
2006/11/15	17:24:00	1216.5	922.9	247.5	282.1	241.9	230.3	524.5	1469.9	237.8	232.4	208.5	230.9	65.3	66.3	66.4	66.2	230.00	30.30	6969.00
2006/11/15	17:25:00	1216.1	920.0	247.6	281.9	241.1	229.6	524.7	1459.9	237.3	232.4	208.5	230.9	64.8	66.3	66.6	66.6	229.90	30.29	6963.67
2006/11/15	17:26:00	1215.9	918.6	247.6	281.2	240.9	229.5	523.2	1469.5	237.6	232.5	208.4	231.0	65.3	66.1	66.6	66.6	230.00	30.26	6965.85
2006/11/15	17:27:00	1216.9	919.6	247.2	281.9	240.9	229.8	524.1	1467.4	237.5	232.5	208.4	231.0	65.8	66.1	66.8	66.6	230.00	30.29	6966.70
2006/11/15	17:28:00	1216.8	921.4	247.6	282.2	241.3	230.2	525.3	1447.1	237.7	232.5	208.4	231.0	65.5	66.8	66.6	66.8	229.60	30.29	6954.58
2006/11/15	17:29:00	1217.0	919.6	247.7	282.4	241.4	230.0	525.8	1465.9	237.4	232.5	208.6	231.0	65.9	66.6	66.6	66.6	230.00	30.16	6936.80
2006/11/15	17:30:00	1216.9	920.4	247.8	280.5	241.9	231.0	524.6	1453.7	237.5	232.8	208.7	231.1	66.8	67.3	67.7	66.8	230.00	30.29	6966.70
2006/11/15	17:31:00	1216.3	921.5	247.9	281.7	241.4	229.2	524.1	1450.9	238.0	233.2	208.6	231.1	65.3	67.1	67.2	67.6	229.80	30.28	6958.34
2006/11/15	17:32:00	1216.3	921.2	247.8	282.0	241.9	230.8	523.8	1462.7	237.8	232.8	208.6	231.1	66.0	67.5	67.0	67.3	230.00	30.31	6974.33
2006/11/15	17:33:00	1216.9	919.9	247.9	281.2	242.4	231.1	524.4	1450.9	237.5	233.3	208.7	231.1	66.1	66.6	67.3	66.8	229.50	30.27	6946.97
2006/11/15	17:34:00	1216.9	920.8	247.9	281.8	242.5	231.0	523.5	1470.1	238.4	233.2	208.7	231.1	66.1	67.3	67.5	67.6	230.10	30.32	6976.63
2006/11/15	17:35:00	1216.6	918.5	247.9	282.5	241.9	231.0	524.5	1469.9	237.9	233.5	208.7	231.1	67.0	67.1	67.3	66.8	229.90	30.29	6968.27
2006/11/15	17:36:00	1216.9	919.6	247.8	281.7	242.2	230.9	525.2	1463.9	237.8	233.5	208.7	231.1	66.8	66.6	67.2	66.8	229.60	30.26	6947.70
2006/11/15	17:37:00	1217.0	918.6	247.9	281.7	242.7	231.2	524.2	1467.5	237.9	233.3	208.7	231.1	66.6	67.5	67.5	66.8	230.00	30.30	6974.33
2006/11/15	17:38:00	1216.8	919.9	247.9	281.7	242.4	231.1	524.9	1449.7	237.7	233.7	208.8	231.1	66.0	67.1	67.3	67.0	229.90	30.27	6959.07
2006/11/15	17:39:00	1216.8	916.6	248.1	282.1	242.4	231.0	525.1	1469.1	237.9	233.6	208.9	231.2	66.3	67.6	67.1	67.2	229.80	30.30	6965.24
2006/11/15	17:40:00	1215.9	918.8	248.1	282.7	242.2	231.1	525.0	1449.0	238.0	233.8	208.9	231.2	66.6	66.8	67.3	67.3	230.00	30.29	6969.00
2006/11/15	17:41:00	1216.6	920.1	248.1	281.8	241.3	231.0	524.0	1469.4	238.5	233.8	208.9	231.3	66.0	66.1	67.3	67.5	229.30	30.20	6924.86
2006/11/15	17:42:00	1217.4	920.8	248.1	282.6	241.9	231.1	524.7	1475.4	238.1	233.8	208.9	231.3	65.9	65.7	67.3	67.5	229.30	30.22	6929.45
2006/11/15	17:43:00	1216.6	919.7	248.3	282.4	242.4	231.1	524.0	1457.0	238.1	233.9	209.0	231.3	66.6	66.1	67.3	67.5	229.20	30.21	6924.13
2006/11/15	17:44:00	1216.3	920.2	248.4	282.4	242.4	231.1	525.1	1465.2	238.1	233.8	208.9	231.4	66.0	66.3	67.0	67.2	228.20	30.13	6875.67
2006/11/15	17:45:00	1217.0	916.3	248.4	282.4	241.4	231.3	524.9	1463.6	237.8	233.8	209.0	231.4	66.6	66.2	67.3	67.1	230.20	30.32	6979.66
2006/11/15	17:46:00	1216.8	919.7	248.3	282.8	242.1	230.8	525.3	1468.1	238.1	233.7	208.9	231.4	66.6	67.2	67.3	67.5	230.00	30.29	6973.60
2006/11/15	17:47:00	1216.9	919.7	24																

Heat Rise Test 1st Run

Date	Time	TC1	TC2	TC3	TC4	TC5	TC6	TC7	TC8	TC9	TC10	TC11	TC12	TC13	TC14	TC15	TC16	VDC	Amps	Watts
2006/11/15	17:49:00	1216.3	918.7	248.4	283.0	243.2	231.2	525.6	1461.5	238.8	233.8	208.8	231.5	65.9	67.5	66.8	67.3	229.90	30.31	6968.27
2006/11/15	17:50:00	1216.8	921.5	248.4	281.4	242.2	231.5	524.9	1467.6	237.8	233.9	208.9	231.5	66.3	67.5	67.0	66.6	230.00	30.32	6973.60
2006/11/15	17:51:00	1216.4	921.4	248.4	281.7	242.9	231.3	524.9	1466.3	238.0	233.7	209.0	231.4	66.3	66.6	67.2	66.8	230.20	30.30	6975.06
2006/11/15	17:52:00	1217.3	921.2	248.2	282.0	242.4	231.5	523.5	1457.0	237.9	233.7	208.9	231.4	66.1	67.1	67.3	65.9	230.00	30.27	6969.00
2006/11/15	17:53:00	1216.8	919.6	248.4	281.9	242.2	231.1	524.4	1459.0	238.4	233.9	209.0	231.4	66.8	66.0	67.6	67.3	229.90	30.27	6963.67
2006/11/15	17:54:00	1217.2	921.5	248.4	282.0	242.9	231.6	524.1	1478.4	238.5	233.9	209.0	231.5	66.6	66.6	67.3	66.8	229.90	30.29	6963.67
2006/11/15	17:55:00	1216.8	920.2	248.4	282.1	242.2	231.6	525.5	1473.7	238.7	234.4	209.1	231.6	67.0	66.2	67.6	67.3	229.00	30.21	6918.09
2006/11/15	17:56:00	1216.6	918.1	248.4	281.3	242.1	231.4	524.0	1473.8	238.6	233.9	209.0	231.6	66.3	65.9	67.2	67.2	229.80	30.27	6956.05
2006/11/15	17:57:00	1217.1	920.8	248.6	281.2	242.2	231.5	524.4	1487.5	238.5	234.2	209.1	231.6	66.8	66.4	67.1	67.5	230.00	30.29	6966.70
2006/11/15	17:58:00	1217.3	920.2	248.7	282.4	242.2	231.6	525.5	1471.8	238.6	234.2	209.2	231.7	67.1	66.2	67.7	67.5	229.50	30.26	6944.67
2006/11/15	17:59:00	1216.6	919.9	248.7	282.0	242.1	232.1	525.3	1477.0	238.8	234.0	209.2	231.7	66.8	66.6	67.5	67.3	230.10	30.29	6969.73
2006/11/15	18:00:00	1216.5	920.9	248.4	282.6	243.0	231.9	524.0	1472.0	238.5	233.9	209.2	231.7	66.6	67.1	66.8	67.1	230.10	30.31	6976.63
2006/11/15	18:01:00	1216.9	920.7	248.7	281.9	241.9	231.5	525.7	1467.4	239.1	234.4	209.2	231.7	67.1	67.7	67.3	67.3	230.20	30.32	6979.66
2006/11/15	18:02:00	1217.0	921.3	248.7	281.9	242.4	231.7	524.2	1470.4	238.9	234.2	209.2	231.7	66.6	67.6	67.3	67.6	230.20	30.27	6968.15
2006/11/15	18:03:00	1217.1	918.8	248.7	281.9	242.5	231.9	524.6	1482.0	238.7	234.2	209.3	231.7	67.3	66.2	67.3	67.2	230.10	30.30	6972.03
2006/11/15	18:04:00	1216.6	921.3	248.7	282.9	242.9	231.9	525.3	1446.4	238.9	234.2	209.2	231.7	66.3	66.2	67.3	67.5	230.10	30.31	6976.63
2006/11/15	18:05:00	1216.9	918.2	248.9	282.5	243.4	231.8	525.6	1482.6	239.1	234.6	209.3	231.7	66.8	66.6	67.3	67.5	230.10	30.31	6974.33
2006/11/15	18:06:00	1216.4	918.4	248.7	282.7	242.9	231.7	524.3	1470.6	238.9	234.2	209.3	231.8	66.0	67.5	67.3	66.8	230.10	30.31	6974.33
2006/11/15	18:07:00	1216.5	922.4	248.9	282.9	242.7	231.7	524.3	1461.3	238.2	234.4	209.3	231.8	65.8	67.5	66.3	67.3	230.00	30.30	6969.00
2006/11/15	18:08:00	1216.3	920.6	248.9	282.9	243.0	232.0	526.1	1466.4	238.6	234.5	209.4	231.8	66.8	67.1	66.8	67.2	230.10	30.31	6974.33
2006/11/15	18:09:00	1216.6	921.8	248.9	282.8	242.9	232.0	525.5	1452.2	238.7	234.5	209.4	231.8	66.8	67.3	67.1	67.2	230.00	30.30	6969.00
2006/11/15	18:10:00	1216.6	921.1	248.9	282.8	242.4	232.2	525.2	1459.7	238.9	234.4	209.4	231.8	66.8	67.1	67.6	67.1	229.80	30.28	6958.34
2006/11/15	18:11:00	1216.9	919.9	248.9	283.4	243.0	232.1	524.4	1448.4	238.9	234.4	209.4	231.8	66.0	67.2	66.6	67.1	230.10	30.32	6976.63
2006/11/15	18:12:00	1215.9	920.6	248.9	283.0	242.7	231.8	526.1	1478.1	239.0	234.7	209.3	231.8	66.4	67.3	67.1	66.8	229.90	30.30	6965.97
2006/11/15	18:13:00	1215.9	922.6	249.1	282.8	243.2	232.1	525.6	1467.8	239.4	234.7	209.3	231.8	66.8	67.3	67.3	67.0	230.10	30.32	6976.63
2006/11/15	18:14:00	1216.6	920.9	249.1	282.9	242.9	232.0	526.4	1454.9	239.3	234.6	209.6	231.9	66.8	66.8	67.5	67.0	230.20	30.32	6979.66
2006/11/15	18:15:00	1216.9	919.7	249.2	283.0	241.7	231.8	524.7	1474.9	239.0	234.7	209.6	231.9	66.2	67.5	67.1	67.1	229.80	30.28	6958.34
2006/11/15	18:16:00	1216.6	919.4	249.2	283.6	242.7	232.0	525.3	1475.1	239.2	234.7	209.6	231.9	66.3	67.1	66.8	67.2	230.20	30.32	6979.66
2006/11/15	18:17:00	1216.2	920.4	249.2	281.7	242.1	231.9	525.1	1476.6	239.1	234.9	209.7	232.0	66.6	66.0	67.3	67.3	230.20	30.30	6975.06
2006/11/15	18:18:00	1216.2	921.5	249.4	282.8	242.1	232.2	525.1	1474.2	239.1	234.9	209.6	232.0	67.0	67.1	66.4	67.2	230.10	30.32	6976.63
2006/11/15	18:19:00	1216.5	919.9	249.4	282.6	242.9	232.4	526.4	1466.1	239.1	234.7	209.3	232.0	66.8	67.6	67.3	66.6	230.20	30.32	6979.66
2006/11/15	18:20:00	1217.4	918.9	249.4	282.1	243.0	232.4	524.8	1486.2	238.3	235.2	209.6	232.0	66.0	67.3	67.3	66.6	230.20	30.32	6979.66
2006/11/15	18:21:00	1216.1	918.8	249.4	282.8	242.9	232.3	524.8	1465.2	239.2	235.2	209.6	232.1	66.6	66.8	67.6	66.8	230.20	30.32	6979.66
2006/11/15	18:22:00	1216.6	920.9	249.4	282.1	243.0	232.4	526.2	1475.4	239.1	235.2	209.6	232.0	66.3	67.0	67.3	67.0	230.20	30.32	6979.66
2006/11/15	18:23:00	1216.8	921.2	249.4	282.9	242.2	232.5	526.1	1475.4	239.6	235.2	209.7	232.1	66.8	67.3	67.3	67.0	229.80	30.29	6960.64
2006/11/15	18:24:00	1216.9	918.2	249.6	282.4	242.7	232.5	525.2	1459.5	239.2	235.0	209.8	232.2	66.8	67.7	67.3	66.8	230.10	30.32	6976.63
2006/11/15	18:25:00	1217.0	919.1	249.6	282.9	242.2	232.1	525.6	1464.0	239.6	235.1	209.7	232.2	67.1	66.6	67.6	67.8	230.20	30.15	6940.53
2006/11/15	18:26:00	1216.4	922.1	249.6	283.2	241.6	232.1	526.1	1484.0	239.3	235.1	209.7	232.2	66.8	66.8	67.6	67.3	230.00	30.20	6946.00
2006/11/15	18:27:00	1216.8	918.4	249.6	283.3	243.0	232.6	525.5	1455.7	239.3	235.2	209.6	232.2	66.3	67.7	67.3	67.5	230.20	30.32	6979.66
2006/11/15	18:28:00	1217.3	920.4	249.6	283.1	243.2	232.1	525.6	1467.5	239.1	235.1	209.8	232.2	66.8	67.3	67.1	66.3	230.10	30.32	6976.63
2006/11/15	18:29:00	1216.8	919.3	249.6	283.5	243.5	232.5	527.5	1473.9	239.8	235.1	209.8	232.3	67.3	66.3	67.0	67.3	229.70	30.27	6959.91
2006/11/15	18:30:00	1217.9	920.1	249.7	282.9	243.0	232.3	525.5	1480.3	239.6	235.1	209.8	232.3	67.1	67.3	66.4	66.8	230.10	30.29	6969.73
2006/11/15	18:31:00	1216.8	920.1	249.7	283.4	242.5	232.1	526.2	1473.0	239.2	235.5	209.9	232.3	66.3	67.6	66.6	67.1	229.90	30.29	6963.67
2006/11/15	18:32:00	1216.6	919.9	249.7	282.7	242.9	232.4	526.1	1469.4	239.1	235.1	209.8	232.3	65.7	67.2	66.6	66.6	229.60	30.27	6949.99
2006/11/15	18:33:00	1215.8	917.2	249.6	281.9	242.9	232.1	525.2	1477.5	239.4	235.0	209.8	232.2	66.2	67.3	66.8	66.8	229.90	30.29	6965.97
2006/11/15	18:34:00	1216.1	918.7	249.7	282.7	243.2	232.5	525.2	1464.7	238.9	235.1	209.7	232.3	66.4	66.3	67.1	67.0	230.00	30.26	6965.85
2006/11/15	18:35:00	1216.1	919.9	249.7	282.6	243.2	232.4	526.5	1467.6	239.0	235.1	209.9	232.3	65.9	66.6	67.3	66.8	229.20	30.18	6917.26
2006/11/15	18:36:00	1216.5	918.6	249.7	282.9	243.5	232.6	525.7	1462.7	239.2	235.2	210.0	232.4	66.0	66.8	67.6	66.1	229.90	30.30	6965.97
2006/11/15	18:37:00	1216.6	918.4	249.7	283.9	242.9	232.7	525.6	1477.4	239.5	235.2	209.9	232.4	66.6	66.8	67.3	66.2	229.80	30.27	6956.05
2006/11/15	18:38:00	1216.1	920.1	249.9	282.8	242.5	232.0	526.1	1473.9	239.9	235.4	209.9	232.4	66.3	66.8	67.1	67.3	230.00	30.29	6966.70
2006/11/15	18:39:00	1216.6	921.3	249.9	283.1	243.0	232.3	526.2	1467.1	239.6	235.4	209.9	232.4	66.2	66.8	67.3	67.0	229.80	30.25	6960.53
2006/11/15	18:40:00	1216.3	921.7	249.9	282.7	241.6	231.5	526.1	1449.7	239.2	235.0	209.9	232.4	65.9	67.2	66.3	67.3	227.70	29.99	6828.72
2006/11/15	18:41:00	1216.1	921.1	249.7	282.3	242.9	232.3	526.2	1458.1	239.5	234.7	210.0	232.4	67.2	67.3	66.2	66.6	230.20	30.31	6977.36
2006/11/15	18:42:00	1216.8	919.4	249.9	283.0	242.9	232.8	525.5	1465.4	239.5	235.2	210.0	232.4	66.8	66.1	67.0	67.1	230.00	30.29	6969.00
2006/11/15	18:43:00	1215.9	920.4	24																

Heat Rise Test

1st Run

Date	Time	TC1	TC2	TC3	TC4	TC5	TC6	TC7	TC8	TC9	TC10	TC11	TC12	TC13	TC14	TC15	TC16	VDC	Amps	Watts
2006/11/15	18:45:00	1216.6	920.0	250.0	282.8	242.9	232.3	526.7	1485.7	239.4	235.2	210.0	232.4	66.1	66.8	66.8	66.6	229.60	30.23	6945.40
2006/11/15	18:46:00	1217.1	918.9	249.9	283.3	243.2	232.7	526.2	1474.9	239.5	235.2	209.9	232.5	66.4	66.8	67.3	66.6	229.80	30.30	6962.94
2006/11/15	18:47:00	1217.3	921.4	250.0	282.3	242.7	232.2	526.5	1462.9	239.6	235.9	210.0	232.5	65.6	66.8	66.8	66.8	230.00	30.30	6971.30
2006/11/15	18:48:00	1216.2	920.6	250.2	283.9	242.7	232.3	524.3	1467.6	239.6	235.4	210.1	232.5	66.2	67.3	66.8	66.8	229.40	30.27	6943.94
2006/11/15	18:49:00	1216.3	924.1	250.2	282.8	243.0	232.9	527.3	1459.2	240.3	235.5	210.0	232.5	65.5	66.8	66.8	66.8	229.90	30.28	6961.37
2006/11/15	18:50:00	1215.7	919.4	250.0	282.7	242.9	232.8	526.6	1469.4	239.3	235.9	210.2	232.6	66.1	65.9	66.8	66.1	229.80	30.28	6958.34
2006/11/15	18:51:00	1217.4	917.5	249.9	282.5	242.5	232.9	526.0	1477.6	240.0	235.7	210.2	232.6	66.1	65.8	66.8	66.4	229.60	30.28	6952.29
2006/11/15	18:52:00	1216.6	920.9	250.4	283.4	243.2	232.9	527.0	1471.3	239.4	235.5	210.1	232.7	65.7	66.8	66.8	66.4	229.80	30.22	6946.85
2006/11/15	18:53:00	1217.0	919.4	250.2	283.9	242.4	232.5	526.4	1462.2	239.4	235.4	210.3	232.7	65.7	66.8	66.8	65.9	229.20	30.18	6917.26
2006/11/15	18:54:00	1216.1	917.8	250.2	282.8	243.2	232.8	527.0	1458.4	239.7	235.7	210.2	232.7	66.8	66.8	67.1	66.4	229.80	30.27	6958.34
2006/11/15	18:55:00	1216.3	922.1	250.2	282.9	243.7	232.4	526.9	1453.4	239.9	235.7	210.3	232.7	66.2	67.2	67.1	66.6	229.90	30.29	6965.97
2006/11/15	18:56:00	1215.9	921.4	250.4	283.5	243.0	232.8	526.7	1461.6	240.0	235.7	210.3	232.7	66.6	67.0	66.8	67.0	229.90	30.28	6964.40
2006/11/15	18:57:00	1216.1	921.2	250.4	282.3	243.4	233.1	526.2	1480.1	239.8	235.9	210.5	232.7	66.4	66.4	67.3	66.6	229.20	30.10	6898.92
2006/11/15	18:58:00	1215.9	918.0	250.4	283.2	243.5	232.4	526.6	1468.1	240.1	235.9	210.2	232.7	65.8	67.3	67.2	66.6	230.00	30.29	6966.70
2006/11/15	18:59:00	1215.9	919.4	250.4	283.0	243.5	232.9	525.7	1475.8	239.9	235.9	210.2	232.7	65.5	67.3	67.1	66.8	229.70	30.27	6953.02
2006/11/15	19:00:00	1216.6	920.8	250.4	282.1	243.8	232.8	527.5	1482.9	240.8	236.0	210.3	232.8	66.1	67.2	67.5	66.6	229.70	30.30	6962.21
2006/11/15	19:01:00	1216.9	919.4	250.4	283.4	243.2	232.9	525.7	1471.9	240.1	235.9	210.3	232.8	65.2	67.2	67.0	66.4	229.90	30.26	6961.37
2006/11/15	19:02:00	1217.3	919.1	250.5	283.1	242.9	233.1	527.5	1472.2	240.4	235.9	210.4	232.8	66.2	66.6	67.3	67.1	229.50	30.26	6953.02
2006/11/15	19:03:00	1217.3	919.4	250.4	283.0	242.9	232.9	527.2	1483.8	240.2	235.9	210.5	232.8	66.3	66.8	66.8	66.8	230.20	30.32	6979.66
2006/11/15	19:04:00	1217.2	922.0	250.2	283.8	243.5	233.2	528.0	1479.5	239.8	236.0	210.6	232.9	66.3	66.8	66.8	66.0	229.00	30.24	6931.83
2006/11/15	19:05:00	1216.6	922.0	250.5	283.9	242.9	233.4	527.2	1474.5	240.3	236.2	210.5	232.9	65.8	67.0	66.8	66.6	229.50	30.26	6944.67
2006/11/15	19:06:00	1216.3	918.7	250.4	283.4	243.4	232.7	527.0	1481.9	239.7	236.0	210.5	232.9	65.8	66.6	66.6	65.7	230.00	30.29	6969.73
2006/11/15	19:07:00	1216.9	921.2	250.5	283.3	243.2	232.7	526.6	1485.4	239.6	236.0	210.6	233.0	65.8	66.8	67.0	65.8	229.40	30.26	6943.94
2006/11/15	19:08:00	1216.9	921.2	250.4	283.6	243.4	233.1	525.7	1486.4	240.2	236.0	210.5	232.9	66.1	67.3	66.6	66.1	229.80	30.26	6956.77
2006/11/15	19:09:00	1216.9	921.8	250.5	283.4	243.4	233.1	526.2	1482.4	240.4	236.2	210.5	232.9	65.7	67.6	67.2	65.8	229.80	30.28	6960.64
2006/11/15	19:10:00	1216.3	921.3	250.4	283.8	241.6	232.9	526.4	1475.7	240.2	235.9	210.6	232.9	66.6	66.6	67.1	66.6	230.00	30.27	6971.18
2006/11/15	19:11:00	1216.6	919.3	250.4	284.1	242.2	233.0	525.2	1463.4	239.7	236.0	210.6	232.9	66.4	66.6	67.6	66.1	229.90	30.31	6970.57
2006/11/15	19:12:00	1216.6	915.7	250.4	282.6	242.4	232.8	525.7	1449.1	239.9	235.7	210.4	232.9	64.6	65.1	66.3	66.3	229.60	30.23	6940.81
2006/11/15	19:13:00	1216.8	919.1	250.5	282.7	242.9	233.0	525.3	1477.4	239.9	235.5	210.9	232.9	66.1	64.8	66.8	65.6	229.60	30.23	6943.83
2006/11/15	19:14:00	1216.9	916.9	250.5	283.1	242.5	232.8	526.2	1489.6	239.5	235.2	210.9	232.9	66.8	64.8	66.8	65.3	229.60	30.18	6935.36
2006/11/15	19:15:00	1216.9	918.4	250.7	283.5	243.2	233.1	526.2	1478.5	239.7	235.1	211.0	233.0	66.6	64.6	67.1	65.2	230.20	30.31	6977.36
2006/11/15	19:16:00	1216.1	919.3	250.8	283.1	243.0	233.3	527.5	1466.1	240.2	235.5	210.9	233.0	65.2	65.4	66.2	65.3	229.80	30.31	6965.24
2006/11/15	19:17:00	1216.6	920.6	250.8	283.8	243.7	233.2	527.0	1476.8	240.6	236.0	210.8	233.1	66.8	66.6	66.2	66.6	230.10	30.32	6978.93
2006/11/15	19:18:00	1216.9	918.7	250.7	283.7	243.5	233.2	526.2	1480.4	239.9	235.7	210.8	233.1	66.2	65.7	67.1	66.8	230.20	30.32	6979.66
2006/11/15	19:19:00	1216.5	920.6	250.7	281.9	244.2	233.8	527.0	1484.6	240.3	235.7	210.8	233.1	65.7	66.4	67.3	66.4	230.20	30.32	6979.66
2006/11/15	19:20:00	1216.6	922.6	250.8	283.4	243.9	233.1	526.6	1474.4	240.4	236.0	210.8	233.1	65.4	65.5	66.4	66.6	230.20	30.32	6979.66
2006/11/15	19:21:00	1216.3	922.1	250.8	283.3	242.9	233.4	526.1	1489.1	240.1	236.0	211.0	233.1	66.6	65.2	66.6	66.1	229.80	30.27	6956.05
2006/11/15	19:22:00	1216.4	919.3	250.9	283.7	243.4	233.8	526.1	1480.7	240.1	235.7	211.0	233.1	67.1	65.6	67.5	65.2	229.80	30.29	6960.64
2006/11/15	19:23:00	1216.3	919.9	251.0	283.7	243.4	233.6	528.0	1466.9	240.4	236.2	211.0	233.2	65.4	66.2	67.1	66.6	229.90	30.28	6961.37
2006/11/15	19:24:00	1216.5	918.8	250.9	283.1	242.7	233.3	527.5	1477.4	240.3	236.2	211.0	233.2	65.6	66.3	65.9	65.8	229.80	30.28	6960.64
2006/11/15	19:25:00	1216.8	919.4	251.0	283.3	243.4	233.8	527.5	1478.8	240.1	236.2	211.0	233.2	66.2	65.8	66.4	66.6	229.70	30.25	6953.02
2006/11/15	19:26:00	1216.8	919.9	251.2	283.5	243.2	233.8	527.5	1483.4	240.4	236.2	210.9	233.2	66.0	67.0	67.1	66.6	229.80	30.26	6960.64
2006/11/15	19:27:00	1216.9	922.1	251.2	282.6	243.4	233.6	527.5	1456.3	240.8	236.2	210.8	233.2	66.3	66.3	67.1	66.6	229.90	30.29	6968.27
2006/11/15	19:28:00	1216.6	920.9	251.0	283.5	242.5	233.3	527.3	1475.7	240.2	236.3	211.0	233.3	66.8	65.7	67.7	66.3	229.70	30.28	6955.32
2006/11/15	19:29:00	1216.2	921.8	251.2	283.4	243.0	233.7	527.7	1481.4	240.1	236.2	211.1	233.3	66.3	64.8	67.0	65.4	229.70	30.23	6949.88
2006/11/15	19:30:00	1217.3	922.4	251.2	283.9	243.2	233.9	526.2	1478.4	240.4	236.7	211.0	233.4	65.6	67.1	67.0	66.2	229.60	30.23	6952.29
2006/11/15	19:31:00	1216.3	923.4	251.0	284.4	243.2	233.8	527.5	1469.4	240.4	236.3	211.0	233.3	66.8	66.0	67.3	65.9	229.50	30.26	6944.67
2006/11/15	19:32:00	1215.8	922.1	251.0	283.9	243.4	234.0	527.0	1475.8	240.4	236.3	211.2	233.3	66.3	65.4	67.2	66.0	230.00	30.27	6962.10
2006/11/15	19:33:00	1216.1	921.2	251.2	283.2	243.5	234.0	527.5	1484.2	240.6	236.2	211.0	233.3	67.1	65.5	67.0	66.4	229.90	30.30	6969.00
2006/11/15	19:34:00	1216.3	922.1	251.2	284.2	243.7	233.9	526.5	1469.6	239.9	236.2	211.2	233.3	66.6	65.4	67.3	66.1	229.70	30.27	6956.05
2006/11/15	19:35:00	1216.8	919.1	251.2	283.5	242.9	234.1	525.9	1475.3	240.6	236.0	211.0	233.3	66.6	65.2	67.3	66.6	229.80	30.26	6965.85
2006/11/15	19:36:00	1216.3	917.8	251.3	284.9	243.7	234.1	528.0	1485.1	240.7	236.5	211.0	233.3	66.1	65.9	66.8	66.8	230.00	30.30	6971.30
2006/11/15	19:37:00	1217.3	919.7	251.4	283.4	244.7	234.1	527.0	1486.4	240.6	236.5	211.1	233.3	66.0	65.4	67.3	66.8	229.80	30.30	6962.94
2006/11/15	19:38:00	1216.4	922.9	251.3	283.5	244.3	234.2	526.7	1467.9	240.6	236.0	211.3	233.4	65.9	66.3	67.6	66.3	229.90	30.26	6956.77
2006/11/15																				

Heat Rise Test

1st Run

Date	Time	TC1	TC2	TC3	TC4	TC5	TC6	TC7	TC8	TC9	TC10	TC11	TC12	TC13	TC14	TC15	TC16	VDC	Amps	Watts
2006/11/15	19:41:00	1215.7	918.6	251.4	283.4	243.7	234.1	526.5	1470.9	240.7	236.2	211.2	233.4	66.0	65.5	66.1	67.0	230.10	30.23	6955.92
2006/11/15	19:42:00	1215.7	920.0	251.5	283.9	244.0	234.1	526.6	1477.4	240.6	236.0	210.9	233.5	66.8	64.8	66.8	66.0	230.20	30.32	6979.66
2006/11/15	19:43:00	1217.1	918.8	251.3	283.4	243.5	234.0	527.3	1475.5	240.4	236.0	210.9	233.5	65.4	65.2	66.6	66.0	230.20	30.32	6979.66
2006/11/15	19:44:00	1216.4	918.7	251.2	283.3	243.0	234.0	526.2	1470.4	240.0	236.0	211.1	233.5	66.0	64.8	67.3	65.7	230.20	30.32	6979.66
2006/11/15	19:45:00	1215.6	921.6	251.3	283.7	243.2	234.0	526.7	1471.9	239.8	236.0	211.2	233.5	65.3	65.5	67.3	65.5	230.20	30.32	6979.66
2006/11/15	19:46:00	1216.6	921.2	251.2	283.5	243.4	234.1	528.0	1473.8	240.4	236.0	211.4	233.5	66.2	65.4	66.8	65.4	230.20	30.32	6979.66
2006/11/15	19:47:00	1216.2	920.4	251.4	283.1	244.0	234.0	527.7	1478.6	240.6	236.2	211.1	233.5	65.2	65.4	66.6	65.5	230.20	30.32	6979.66
2006/11/15	19:48:00	1217.1	920.2	251.3	283.2	243.7	234.2	526.7	1464.7	240.4	236.5	211.1	233.5	65.2	67.2	66.6	66.0	230.20	30.31	6977.36
2006/11/15	19:49:00	1217.1	921.9	251.4	283.6	243.5	234.1	527.2	1465.7	241.1	236.5	211.0	233.5	65.4	67.0	66.4	66.8	230.10	30.32	6976.63
2006/11/15	19:50:00	1217.5	917.4	251.5	282.7	243.7	233.9	526.9	1467.6	240.3	236.2	211.0	233.5	65.9	65.4	67.1	66.2	230.00	30.30	6972.03
2006/11/15	19:51:00	1216.5	916.9	251.5	283.2	243.2	234.0	526.4	1471.5	240.4	236.7	211.0	233.5	65.5	65.5	66.8	66.3	230.10	30.30	6974.33
2006/11/15	19:52:00	1216.4	920.8	251.6	284.1	242.9	233.8	525.8	1470.4	240.3	236.2	211.1	233.5	65.9	66.2	66.8	67.0	230.00	30.27	6962.10
2006/11/15	19:53:00	1216.4	918.5	251.5	283.6	243.2	233.9	525.5	1468.9	240.7	236.3	211.0	233.5	66.6	65.6	66.8	66.4	230.10	30.31	6974.33
2006/11/15	19:54:00	1217.1	919.0	251.5	283.6	243.5	234.0	525.7	1477.5	240.8	236.7	211.0	233.5	65.6	65.8	67.1	65.8	230.20	30.32	6979.66
2006/11/15	19:55:00	1217.9	918.1	251.5	283.5	242.9	234.0	525.7	1464.2	240.4	236.7	211.2	233.5	64.8	65.6	66.1	65.6	230.10	30.29	6969.73
2006/11/15	19:56:00	1215.7	919.4	251.5	282.9	242.4	233.6	526.7	1462.7	240.4	236.3	211.4	233.6	66.3	65.8	65.4	65.0	229.90	30.27	6962.10
2006/11/15	19:57:00	1215.7	921.2	251.5	283.9	243.7	233.8	527.3	1468.8	240.4	236.3	211.5	233.6	66.3	65.8	65.5	64.8	229.80	30.28	6958.34
2006/11/15	19:58:00	1216.5	922.6	251.6	283.0	244.2	233.9	527.2	1456.9	240.0	236.5	211.4	233.5	65.6	65.4	67.0	66.0	229.40	30.27	6943.94
2006/11/15	19:59:00	1216.9	921.6	251.7	282.9	242.9	233.7	527.5	1468.6	240.2	236.2	211.4	233.5	64.8	65.3	67.2	66.3	229.90	30.27	6959.07
2006/11/15	20:00:00	1216.2	920.9	251.7	283.7	243.2	233.7	526.4	1470.9	240.6	236.3	211.4	233.5	64.8	65.7	66.2	66.0	229.80	30.27	6956.05
2006/11/15	20:01:00	1216.3	920.6	251.8	283.5	242.7	234.0	527.7	1476.4	241.1	236.5	211.3	233.5	66.3	65.2	65.6	65.9	230.10	30.31	6976.63
2006/11/15	20:02:00	1216.2	921.4	251.9	283.6	243.5	234.4	526.2	1484.2	240.7	236.2	211.4	233.7	65.8	65.0	65.6	65.7	230.00	30.29	6966.70
2006/11/15	20:03:00	1216.2	918.7	251.8	284.1	242.9	234.2	528.0	1489.1	240.9	236.5	211.5	233.7	65.8	65.4	66.4	66.0	230.20	30.32	6979.66
2006/11/15	20:04:00	1216.4	920.1	252.0	283.4	243.9	234.2	528.6	1473.0	241.2	236.7	211.5	233.8	66.1	65.8	67.2	65.8	230.20	30.32	6979.66
2006/11/15	20:05:00	1215.9	922.7	252.0	284.4	243.2	234.2	526.4	1460.9	241.2	237.0	211.5	233.8	65.9	65.6	66.8	66.6	230.20	30.32	6979.66
2006/11/15	20:06:00	1216.1	919.4	252.0	284.9	243.2	234.2	528.0	1470.6	240.9	236.7	211.5	233.8	66.2	65.6	66.3	66.6	230.20	30.32	6979.66
2006/11/15	20:07:00	1215.7	918.5	251.9	284.1	244.0	234.2	526.0	1467.4	240.8	236.5	211.5	233.8	66.3	65.5	67.2	66.0	230.20	30.32	6979.66
2006/11/15	20:08:00	1217.2	918.0	252.1	283.7	243.7	234.2	526.6	1477.9	240.4	236.7	211.6	233.8	66.2	65.7	67.3	66.1	230.20	30.32	6979.66
2006/11/15	20:09:00	1216.9	920.4	252.1	283.3	244.2	234.0	528.1	1472.9	240.2	236.7	211.6	233.8	65.6	65.6	67.5	66.8	230.20	30.32	6979.66
2006/11/15	20:10:00	1215.5	918.7	251.9	283.5	242.9	234.2	528.1	1454.8	240.8	236.9	211.6	233.8	65.8	65.5	67.2	66.6	230.20	30.32	6979.66
2006/11/15	20:11:00	1215.8	920.1	251.9	284.4	243.4	234.4	527.5	1469.6	240.9	236.9	211.5	233.8	66.2	65.3	66.6	65.9	230.20	30.32	6979.66
2006/11/15	20:12:00	1215.4	921.0	252.0	283.8	243.0	234.2	527.5	1461.9	240.9	236.7	211.5	233.8	66.3	64.8	66.6	65.8	230.20	30.32	6979.66
2006/11/15	20:13:00	1217.4	918.6	251.8	282.8	242.9	234.1	527.0	1477.3	240.7	236.2	211.5	233.8	65.9	65.3	66.6	65.8	230.20	30.32	6981.97
2006/11/15	20:14:00	1216.6	919.4	252.0	283.2	242.9	234.0	527.0	1472.0	240.2	236.2	211.5	233.8	65.2	65.0	66.6	65.2	230.10	30.32	6976.63
2006/11/15	20:15:00	1215.8	920.7	251.9	283.9	243.0	233.6	527.2	1477.2	240.7	236.7	211.5	233.7	64.6	64.6	65.9	65.7	230.20	30.32	6979.66
2006/11/15	20:16:00	1215.9	922.6	251.8	284.1	243.7	233.9	528.5	1468.4	240.3	236.2	211.6	233.8	65.5	64.4	66.0	65.6	230.20	30.31	6977.36
2006/11/15	20:17:00	1216.4	920.4	251.8	284.2	244.0	234.4	527.8	1455.2	240.7	236.2	211.5	233.8	65.4	64.1	66.6	65.6	230.20	30.32	6979.66
2006/11/15	20:18:00	1215.4	922.4	251.9	284.4	243.4	234.1	526.7	1477.3	240.9	236.2	211.5	233.8	65.6	65.6	67.0	65.6	230.20	30.32	6979.66
2006/11/15	20:19:00	1215.1	921.2	252.0	283.5	243.8	234.2	527.7	1466.8	240.9	236.3	211.3	233.7	65.6	65.5	66.8	66.4	230.20	30.32	6979.66
2006/11/15	20:20:00	1216.3	920.8	252.0	284.1	243.8	234.4	528.0	1475.9	240.2	236.5	211.4	233.8	65.5	65.7	67.3	66.1	230.20	30.32	6979.66
2006/11/15	20:21:00	1214.2	921.8	252.0	283.9	243.4	234.2	526.7	1472.9	240.2	236.5	211.6	233.8	65.2	64.8	67.2	65.6	230.20	30.32	6979.66
2006/11/15	20:22:00	1214.6	920.0	252.1	282.9	243.2	234.4	527.5	1480.4	240.6	236.0	211.7	233.9	66.1	64.8	67.3	65.3	230.20	30.32	6979.66
2006/11/15	20:23:00	1217.0	918.8	252.2	283.7	242.7	234.2	526.0	1482.8	240.2	236.0	211.6	233.9	66.4	65.0	67.0	65.3	230.20	30.32	6979.66
2006/11/15	20:24:00	1216.6	919.0	252.1	283.0	243.5	234.2	525.5	1479.4	239.9	236.2	212.0	234.0	65.9	64.8	66.8	64.6	230.20	30.32	6979.66
2006/11/15	20:25:00	1216.6	922.1	252.1	283.8	244.0	234.7	527.2	1483.4	240.6	236.8	211.8	234.0	66.1	66.1	66.8	65.3	230.20	30.32	6979.66
2006/11/15	20:26:00	1216.9	919.6	252.1	283.7	244.3	234.9	527.2	1471.6	241.1	236.7	211.7	234.0	66.3	65.7	66.8	65.7	230.20	30.32	6979.66
2006/11/15	20:27:00	1216.5	922.9	252.2	283.6	244.4	234.4	527.8	1477.2	240.4	236.7	211.7	234.0	66.6	64.0	67.0	65.4	230.20	30.32	6979.66
2006/11/15	20:28:00	1214.9	923.2	252.3	284.3	242.7	234.6	528.0	1449.9	240.8	236.8	211.8	234.0	65.5	64.2	67.0	65.2	230.20	30.32	6979.66
2006/11/15	20:29:00	1215.1	920.2	252.3	283.4	243.2	234.7	527.2	1478.3	240.8	236.7	211.9	234.0	65.5	64.8	66.8	65.5	230.20	30.32	6979.66
2006/11/15	20:30:00	1215.9	921.2	252.4	283.0	243.0	234.6	526.9	1448.9	240.4	236.2	211.7	234.0	66.0	64.0	66.8	65.7	230.20	30.32	6981.97
2006/11/15	20:31:00	1215.8	920.9	252.3	283.8	243.5	234.6	526.9	1473.4	240.8	236.7	211.8	234.0	65.9	64.4	66.1	65.9	230.20	30.32	6979.66
2006/11/15	20:32:00	1215.9	920.5	252.3	284.4	243.7	234.7	527.2	1470.4	240.8	236.5	211.8	234.1	66.6	64.8	66.3	65.6	230.00	30.31	6971.30
2006/11/15	20:33:00	1216.4	918.4	252.5	283.3	243.4	234.7	527.5	1479.5	240.4	236.0	211.7	234.1	66.4	64.4	67.0	65.1	230.10	30.32	6976.63
2006/11/15	20:34:00	1217.5	921.8	252.4	283.5	243.9	234.5	528.0	1468.6	240.3	236.7	211.9	234.0	64.2	64.4	66.3	64.3	230.20	30.32	6979.66
2006/11/15																				

Heat Rise Test 1st Run

Date	Time	TC1	TC2	TC3	TC4	TC5	TC6	TC7	TC8	TC9	TC10	TC11	TC12	TC13	TC14	TC15	TC16	VDC	Amps	Watts
2006/11/15	20:37:00	1216.4	921.3	252.6	283.9	243.8	234.9	526.4	1480.1	241.1	236.9	211.9	234.1	66.1	65.7	66.6	65.7	230.20	30.32	6979.66
2006/11/15	20:38:00	1218.0	920.7	252.6	282.9	243.2	235.2	528.2	1483.7	240.9	236.7	212.0	234.2	65.2	65.8	66.6	65.0	230.20	30.32	6979.66
2006/11/15	20:39:00	1217.5	919.4	252.7	284.2	243.2	235.0	527.0	1481.3	241.4	237.3	211.8	234.2	64.8	65.8	66.4	65.8	230.10	30.31	6974.33
2006/11/15	20:40:00	1216.5	922.6	252.5	283.9	243.7	235.1	527.2	1460.2	240.7	236.9	212.0	234.2	65.1	64.4	66.3	65.1	228.80	30.23	6916.62
2006/11/15	20:41:00	1215.7	922.1	252.8	283.6	243.9	235.0	528.6	1467.8	240.9	236.7	212.2	234.2	66.3	64.6	66.8	65.6	230.10	30.31	6976.63
2006/11/15	20:42:00	1216.5	920.5	252.7	282.8	243.2	234.9	528.1	1475.0	241.1	236.9	212.1	234.2	65.5	64.3	66.0	65.5	230.00	30.31	6971.30
2006/11/15	20:43:00	1216.4	920.4	252.7	283.5	243.8	234.9	528.4	1470.5	240.8	236.7	212.1	234.2	66.2	64.3	66.3	64.8	229.70	30.18	6950.45
2006/11/15	20:44:00	1216.1	920.0	252.7	283.7	244.5	235.2	529.9	1447.4	240.9	237.0	212.0	234.2	66.3	65.8	66.8	65.5	230.00	30.30	6969.00
2006/11/15	20:45:00	1216.1	920.7	252.7	283.2	244.0	235.1	528.4	1476.9	240.9	236.8	212.0	234.2	65.8	65.4	67.0	65.3	230.10	30.31	6974.33
2006/11/15	20:46:00	1217.1	923.6	252.9	283.1	244.0	235.1	527.7	1473.6	240.8	236.7	212.1	234.2	66.1	64.8	66.3	65.0	230.20	30.22	6962.69
2006/11/15	20:47:00	1216.5	921.3	252.9	283.9	244.6	234.9	528.3	1461.0	241.1	236.7	212.0	234.2	65.4	65.4	66.3	65.0	230.10	30.31	6974.33
2006/11/15	20:48:00	1216.6	921.1	252.8	283.7	244.2	235.1	528.2	1460.0	241.3	236.7	212.0	234.2	64.8	64.6	66.8	65.4	230.00	30.30	6969.00
2006/11/15	20:49:00	1217.3	921.3	253.0	283.6	243.8	235.0	528.1	1463.9	240.9	236.3	212.0	234.1	66.0	64.0	66.6	65.0	230.10	30.29	6972.76
2006/11/15	20:50:00	1216.2	923.1	253.0	283.7	243.8	235.2	527.5	1464.5	240.7	236.5	212.0	234.2	66.2	64.6	66.6	65.2	229.90	30.27	6959.07
2006/11/15	20:51:00	1215.1	922.0	252.9	283.5	243.4	234.9	527.0	1455.4	240.6	236.2	212.0	234.2	65.4	64.3	66.4	64.4	229.10	30.19	6916.53
2006/11/15	20:52:00	1216.2	920.7	252.9	284.1	243.8	234.7	527.0	1461.2	241.1	236.5	212.0	234.2	65.9	65.4	66.2	64.8	229.90	30.28	6961.37
2006/11/15	20:53:00	1216.4	921.5	253.0	284.2	243.7	235.4	527.7	1482.0	240.9	236.5	212.1	234.2	65.7	64.6	66.6	65.2	230.20	30.29	6975.79
2006/11/15	20:54:00	1214.8	922.1	253.0	284.4	243.7	235.2	527.5	1459.4	240.6	236.5	212.2	234.2	66.1	65.1	66.8	65.4	230.20	30.32	6979.66
2006/11/15	20:55:00	1214.7	917.4	253.0	285.1	242.9	235.4	528.6	1468.4	240.4	236.5	212.2	234.2	65.4	65.2	67.0	64.3	230.20	30.32	6979.66
2006/11/15	20:56:00	1215.5	923.4	252.9	283.9	243.2	235.0	528.3	1475.9	240.8	236.3	212.1	234.2	65.8	64.3	66.6	64.6	229.70	30.24	6946.13
2006/11/15	20:57:00	1215.6	921.8	253.0	283.8	243.4	235.2	528.0	1467.1	240.4	236.5	212.2	234.2	65.7	64.8	66.6	64.3	230.20	30.32	6979.66
2006/11/15	20:58:00	1215.6	921.7	253.0	284.8	244.3	235.2	528.0	1465.7	240.9	236.5	212.1	234.2	65.2	65.5	66.3	64.4	229.70	30.24	6946.13
2006/11/15	20:59:00	1216.8	917.4	253.0	283.3	243.5	235.2	528.1	1467.6	240.9	236.7	212.0	234.2	66.2	64.2	66.3	65.0	229.70	30.26	6950.72
2006/11/15	21:00:00	1215.9	921.9	253.1	284.2	243.4	235.5	528.6	1463.7	240.1	236.5	212.1	234.2	65.9	63.7	66.6	64.0	230.00	30.29	6966.70
2006/11/15	21:01:00	1216.1	917.4	253.2	283.9	243.4	235.2	527.2	1462.1	240.4	236.3	212.2	234.2	65.4	65.0	66.2	63.9	230.20	30.32	6979.66
2006/11/15	21:02:00	1216.1	922.1	253.1	283.8	243.2	235.2	528.0	1465.2	240.7	236.5	212.2	234.2	65.2	64.2	66.1	64.4	229.60	30.26	6947.70
2006/11/15	21:03:00	1215.5	921.4	253.3	284.4	243.2	235.5	528.5	1458.8	240.4	236.2	212.2	234.2	65.8	63.7	66.3	64.0	230.10	30.32	6976.63
2006/11/15	21:04:00	1215.9	919.6	253.3	283.6	243.0	235.0	528.6	1466.4	240.0	236.2	212.2	234.2	64.8	63.4	66.0	63.5	230.10	30.32	6976.63
2006/11/15	21:05:00	1216.2	921.0	253.4	283.9	243.9	235.2	529.3	1471.4	240.4	236.2	212.2	234.2	64.8	64.2	65.9	63.7	229.80	30.29	6960.64
2006/11/15	21:06:00	1215.9	919.3	253.4	283.3	243.4	235.2	527.5	1456.2	240.1	236.2	212.1	234.2	65.0	63.6	65.5	63.6	230.20	30.31	6979.66
2006/11/15	21:07:00	1216.1	919.6	253.3	283.8	243.7	235.5	527.3	1472.1	240.4	236.0	212.1	234.2	65.5	63.5	65.8	64.1	230.10	30.32	6976.63
2006/11/15	21:08:00	1215.9	920.9	253.5	284.3	243.4	235.2	529.0	1474.5	240.4	236.2	212.1	234.2	64.4	64.6	66.0	64.0	230.20	30.32	6979.66
2006/11/15	21:09:00	1215.2	919.4	253.3	284.4	242.9	235.5	526.1	1475.1	240.2	236.2	212.1	234.4	64.4	63.7	66.1	64.2	230.20	30.31	6977.36
2006/11/15	21:10:00	1215.1	919.1	253.1	283.7	243.2	235.0	526.7	1461.7	240.0	236.0	212.1	234.2	65.2	64.0	66.0	63.5	230.10	30.29	6969.73
2006/11/15	21:11:00	1215.4	919.4	253.5	284.8	243.2	235.2	528.7	1458.7	239.9	235.9	212.2	234.2	65.4	63.8	65.6	63.5	229.90	30.27	6970.57
2006/11/15	21:12:00	1216.1	920.9	253.5	284.4	243.5	234.6	528.0	1468.0	239.8	236.0	212.0	234.2	65.3	63.7	66.1	63.4	230.00	30.24	6961.25
2006/11/15	21:13:00	1215.5	921.2	253.6	284.8	243.4	235.2	527.0	1463.7	240.4	236.2	212.2	234.4	65.3	64.3	65.8	63.5	229.90	30.28	6968.27
2006/11/15	21:14:00	1215.2	918.4	253.7	283.5	243.7	235.5	527.0	1489.4	240.1	236.2	212.2	234.4	64.8	64.6	66.0	63.6	229.40	30.23	6934.76
2006/11/15	21:15:00	1215.8	922.4	253.7	284.3	243.0	235.7	528.8	1453.9	240.9	236.5	212.2	234.4	64.8	63.1	66.1	64.1	230.00	30.29	6966.70
2006/11/15	21:16:00	1215.1	921.0	253.8	283.7	243.7	235.7	528.6	1449.0	240.3	236.0	212.0	234.4	65.4	64.3	66.6	63.8	230.20	30.31	6977.36
2006/11/15	21:17:00	1216.4	920.1	253.7	283.8	243.7	235.5	529.6	1471.1	240.4	236.3	212.1	234.4	65.1	65.1	66.1	63.8	229.90	30.29	6966.70
2006/11/15	21:18:00	1216.6	921.1	253.6	283.9	242.9	235.5	528.0	1478.8	240.4	236.2	212.2	234.4	65.6	63.9	66.2	63.8	230.20	30.32	6979.66
2006/11/15	21:19:00	1217.7	921.1	253.8	284.4	243.2	235.7	528.0	1471.9	240.3	236.3	212.2	234.4	65.7	63.5	66.2	64.0	229.50	30.17	6924.02
2006/11/15	21:20:00	1217.1	920.9	253.8	284.7	243.5	235.5	527.5	1469.6	240.9	236.3	212.3	234.4	65.7	63.8	66.2	64.1	230.10	30.21	6957.36
2006/11/15	21:21:00	1215.4	922.6	253.9	284.9	243.2	235.9	529.6	1469.6	240.3	236.5	212.3	234.4	64.4	63.4	65.8	63.8	230.10	30.20	6949.02
2006/11/15	21:22:00	1215.1	919.6	254.0	283.3	243.4	235.5	529.7	1470.9	240.8	236.5	212.2	234.5	64.8	63.1	65.7	64.6	229.60	30.20	6933.92
2006/11/15	21:23:00	1215.9	921.7	254.0	284.9	243.2	236.0	528.5	1462.1	240.4	236.5	212.1	234.5	65.5	63.0	66.0	64.0	230.20	30.30	6975.06
2006/11/15	21:24:00	1215.9	922.3	254.0	285.1	243.8	236.0	529.4	1484.7	240.7	236.5	212.1	234.4	65.5	63.9	66.2	64.4	229.80	30.30	6967.54
2006/11/15	21:25:00	1215.4	921.4	254.0	284.6	243.5	235.7	529.0	1467.9	240.7	236.5	212.3	234.5	65.4	63.5	66.1	64.0	230.20	30.31	6977.36
2006/11/15	21:26:00	1215.1	921.2	253.9	284.9	243.4	235.4	529.0	1468.4	240.7	236.2	212.4	234.5	65.5	63.3	65.8	64.3	230.00	30.31	6971.30
2006/11/15	21:27:00	1216.1	922.4	254.1	284.4	243.2	235.7	527.3	1475.7	240.6	236.5	212.2	234.5	65.3	63.7	66.0	64.2	229.70	30.30	6959.91
2006/11/15	21:28:00	1215.9	921.5	254.0	284.8	243.8	236.2	527.7	1467.1	240.4	236.5	212.1	234.5	65.9	64.6	66.4	64.1	230.20	30.12	6939.65
2006/11/15	21:29:00	1216.1	919.9	254.1	284.7	243.7	236.2	529.0	1479.4	241.3	236.5	212.3	234.7	64.8	63.5	66.3	64.3	230.00	30.19	6943.70
2006/11/15	21:30:00	1216.2	919.7	254.0	284.3	243.4	235.7	527.8	1478.2	240.9	236.5	212.2	234.7	64.8	63.5	66.1	64.4	229.40	30.26	6941.64
2006/11/15	21:31:00	1215.6	920.4	25																

Heat Rise Test

1st Run

Date	Time	TC1	TC2	TC3	TC4	TC5	TC6	TC7	TC8	TC9	TC10	TC11	TC12	TC13	TC14	TC15	TC16	VDC	Amps	Watts
2006/11/15	21:33:00	1215.9	917.2	254.1	284.4	243.4	236.0	526.2	1460.9	240.9	236.5	212.4	234.6	65.1	64.8	66.2	64.4	230.10	30.30	6974.33
2006/11/15	21:34:00	1216.9	918.6	254.2	284.1	243.7	236.0	528.5	1479.5	240.8	236.5	212.4	234.6	65.3	64.6	65.8	63.9	230.10	30.29	6969.73
2006/11/15	21:35:00	1215.6	923.0	254.0	285.2	243.4	235.9	529.4	1466.6	240.4	236.3	212.5	234.7	65.4	63.7	66.1	64.1	230.20	30.32	6979.66
2006/11/15	21:36:00	1215.7	922.0	254.2	285.2	243.4	236.2	529.1	1464.4	241.1	236.7	212.4	234.7	65.1	63.5	65.7	64.6	230.20	30.32	6979.66
2006/11/15	21:37:00	1216.1	920.4	254.1	284.6	242.9	236.0	528.8	1458.2	241.6	236.7	212.3	234.6	65.8	64.4	65.1	64.8	230.10	30.31	6976.63
2006/11/15	21:38:00	1215.5	924.9	254.1	284.2	245.1	236.5	529.0	1463.0	241.3	236.9	212.4	234.6	65.7	65.4	66.0	64.6	229.40	30.20	6946.23
2006/11/15	21:39:00	1215.4	923.3	253.9	283.9	244.2	235.5	530.1	1469.3	240.9	236.9	212.4	234.6	65.7	64.2	64.8	64.0	230.20	30.20	6958.08
2006/11/15	21:40:00	1215.4	920.4	254.3	284.6	243.7	236.0	528.2	1465.7	241.6	236.8	212.5	234.6	64.8	65.3	65.1	64.4	229.60	30.23	6940.81
2006/11/15	21:41:00	1215.0	920.7	254.1	285.4	243.7	236.5	528.9	1468.1	241.7	237.2	212.3	234.6	65.9	64.4	66.3	65.0	230.10	30.30	6976.63
2006/11/15	21:42:00	1215.2	920.4	254.4	284.4	244.2	236.7	529.4	1470.1	241.7	237.3	212.5	234.6	66.1	64.3	66.3	64.8	229.30	30.23	6931.74
2006/11/15	21:43:00	1215.4	922.1	254.3	284.7	244.8	236.8	529.6	1474.5	241.6	237.3	212.6	234.6	66.4	66.1	65.9	65.3	230.10	30.31	6974.33
2006/11/15	21:44:00	1215.6	921.8	254.4	284.8	244.7	236.8	529.6	1471.4	241.7	237.6	212.6	234.7	66.1	64.8	66.3	64.6	229.40	30.26	6941.64
2006/11/15	21:45:00	1215.9	920.6	254.5	284.1	244.8	236.5	529.2	1468.1	241.9	237.4	212.8	234.7	65.0	65.6	66.3	64.6	230.10	30.29	6974.33
2006/11/15	21:46:00	1216.6	920.0	254.4	284.1	244.2	236.5	528.6	1475.9	242.2	237.7	212.6	234.7	65.8	64.8	66.6	65.7	230.00	30.30	6975.06
2006/11/15	21:47:00	1216.9	920.8	254.5	284.9	243.5	236.8	529.0	1476.8	241.7	237.8	212.6	234.7	66.0	64.6	66.2	64.6	230.10	30.31	6976.63
2006/11/15	21:48:00	1215.0	920.0	254.5	284.4	244.0	236.7	529.3	1462.4	242.2	237.7	212.8	234.7	64.8	64.8	66.8	64.6	229.70	30.31	6964.50
2006/11/15	21:49:00	1215.4	920.6	254.4	284.3	243.9	236.8	528.9	1473.9	241.7	237.7	212.7	234.7	65.1	64.3	66.6	64.6	230.00	30.27	6964.40
2006/11/15	21:50:00	1215.9	921.0	254.4	285.2	244.2	236.5	529.9	1464.0	242.2	237.9	212.8	234.9	65.2	64.8	66.3	65.0	230.10	30.31	6974.33
2006/11/15	21:51:00	1214.3	923.1	254.2	285.7	244.4	236.7	528.6	1453.8	241.6	237.4	212.9	234.9	66.2	64.3	66.0	64.3	230.20	30.32	6979.66
2006/11/15	21:52:00	1214.5	920.7	254.6	285.2	244.9	237.0	529.3	1468.9	242.1	237.5	212.9	234.9	65.4	65.1	66.8	65.3	230.20	30.32	6979.66
2006/11/15	21:53:00	1215.5	921.8	254.6	284.6	245.7	237.0	529.3	1460.0	242.2	237.9	212.9	234.9	66.2	65.0	67.1	64.8	230.20	30.32	6979.66
2006/11/15	21:54:00	1215.5	921.8	254.7	285.2	244.4	236.9	528.5	1459.7	242.2	237.7	213.1	234.9	65.2	64.8	67.0	64.6	230.20	30.31	6977.36
2006/11/15	21:55:00	1214.3	921.5	254.5	285.2	244.8	236.8	529.1	1453.2	242.2	238.0	212.9	234.9	65.5	64.6	66.4	65.5	230.20	30.32	6979.66
2006/11/15	21:56:00	1214.3	920.5	254.6	284.8	243.7	236.8	529.3	1452.4	241.9	237.7	213.1	235.0	66.1	64.2	66.4	65.0	230.20	30.32	6979.66
2006/11/15	21:57:00	1214.9	920.1	254.7	285.4	244.7	236.8	529.4	1464.5	242.2	237.5	212.8	235.0	65.3	64.6	66.8	65.0	230.20	30.27	6971.18
2006/11/15	21:58:00	1214.9	923.6	254.4	285.6	243.9	237.0	528.7	1457.8	241.7	237.7	213.0	235.1	65.7	65.0	67.0	64.8	230.00	30.27	6962.10
2006/11/15	21:59:00	1215.2	922.7	254.5	285.1	243.8	236.8	528.6	1438.2	241.6	237.4	213.0	235.0	66.3	64.0	66.8	64.4	230.00	30.30	6969.00
2006/11/15	22:00:00	1215.2	920.7	254.8	285.4	244.8	236.9	529.6	1479.2	242.4	237.8	212.9	234.9	65.9	65.7	67.2	64.8	230.10	30.31	6977.36
2006/11/15	22:01:00	1215.4	919.9	254.7	284.3	244.4	236.8	529.1	1480.4	242.4	238.0	212.8	235.0	65.9	65.0	66.8	65.3	230.00	30.29	6966.70
2006/11/15	22:02:00	1215.5	921.6	254.8	285.7	244.8	236.5	529.6	1458.0	241.9	237.8	213.1	235.0	64.6	64.8	66.6	64.3	230.00	30.30	6969.00
2006/11/15	22:03:00	1215.6	922.1	254.7	284.7	244.8	236.7	529.7	1461.3	242.4	238.1	212.9	235.1	64.0	65.0	65.9	64.6	229.70	30.29	6957.61
2006/11/15	22:04:00	1216.1	920.4	254.7	284.9	244.2	237.0	528.4	1473.0	241.6	237.6	213.2	235.1	66.3	64.8	66.6	65.2	229.60	30.25	6957.61
2006/11/15	22:05:00	1215.6	922.7	254.9	285.6	245.0	237.3	529.4	1460.2	242.2	238.0	213.1	235.1	65.1	65.1	66.6	65.1	230.00	30.29	6966.70
2006/11/15	22:06:00	1215.9	920.2	254.9	284.9	244.7	237.3	529.9	1475.3	241.9	237.8	213.1	235.2	66.2	65.1	67.1	65.3	229.70	30.18	6953.47
2006/11/15	22:07:00	1214.9	919.6	254.9	284.7	244.3	237.4	529.6	1469.5	242.2	238.0	213.1	235.1	64.4	65.0	66.1	65.4	229.70	30.21	6939.24
2006/11/15	22:08:00	1215.2	921.9	254.9	284.9	244.0	237.0	530.2	1459.9	242.1	238.0	213.0	235.1	65.1	65.2	65.7	65.1	229.80	30.28	6958.34
2006/11/15	22:09:00	1215.8	920.9	255.1	284.9	244.9	236.2	530.7	1454.8	242.2	237.8	213.2	235.1	66.0	65.1	66.4	65.0	230.10	30.31	6974.33
2006/11/15	22:10:00	1215.0	920.5	255.1	284.4	244.7	236.9	530.2	1469.3	241.7	238.1	213.2	235.1	65.5	65.0	66.4	65.8	229.40	30.24	6937.06
2006/11/15	22:11:00	1215.1	920.0	254.9	284.9	244.9	237.4	530.1	1477.5	242.2	237.8	213.0	235.1	65.3	65.1	66.6	64.8	230.10	30.31	6974.33
2006/11/15	22:12:00	1216.5	920.7	254.8	284.6	245.1	237.2	529.6	1447.9	242.2	238.0	213.0	235.2	65.4	65.2	66.2	64.8	230.00	30.26	6959.80
2006/11/15	22:13:00	1216.6	921.1	254.9	284.8	245.4	237.2	528.6	1463.6	241.7	238.1	213.0	235.2	66.1	64.4	66.8	65.1	230.10	30.31	6976.63
2006/11/15	22:14:00	1216.1	920.8	254.9	284.8	245.4	237.4	529.6	1475.1	242.1	237.9	213.2	235.2	65.5	65.0	66.6	65.1	229.90	30.29	6972.76
2006/11/15	22:15:00	1215.5	921.5	254.9	285.2	244.6	237.2	529.8	1467.0	242.7	238.2	213.2	235.2	65.5	65.1	66.6	65.6	229.80	30.29	6965.24
2006/11/15	22:16:00	1215.1	922.9	254.9	284.9	244.9	237.0	530.2	1476.4	242.9	238.5	213.1	235.2	65.1	65.9	66.0	65.7	230.00	30.28	6964.40
2006/11/15	22:17:00	1215.9	919.6	254.9	284.9	244.9	237.0	529.4	1475.8	241.9	238.3	213.1	235.2	65.7	65.1	66.6	64.8	229.20	30.21	6924.13
2006/11/15	22:18:00	1217.2	921.6	255.2	284.3	244.9	237.2	529.8	1478.3	242.1	238.1	213.2	235.2	65.3	64.2	66.8	65.3	229.70	30.20	6936.94
2006/11/15	22:19:00	1215.8	920.7	255.2	285.1	244.2	237.0	529.7	1473.6	242.4	237.6	213.2	235.2	65.3	63.7	66.8	64.6	229.70	30.25	6948.43
2006/11/15	22:20:00	1215.9	920.0	255.3	285.2	244.3	237.4	529.9	1477.4	241.9	237.6	213.2	235.2	65.4	64.4	66.4	63.9	229.90	30.30	6965.97
2006/11/15	22:21:00	1216.9	921.6	255.2	285.6	243.5	237.2	528.8	1485.5	242.2	238.2	213.2	235.2	65.5	63.9	65.5	65.2	230.00	30.28	6964.40
2006/11/15	22:22:00	1216.6	922.6	255.2	285.4	244.2	236.9	531.2	1464.4	242.2	238.2	213.2	235.2	65.1	64.2	66.0	65.1	229.90	30.27	6965.97
2006/11/15	22:23:00	1215.5	919.9	255.3	285.2	243.7	237.5	529.9	1456.8	241.6	238.1	213.2	235.2	65.2	64.3	66.1	63.7	229.60	30.20	6942.98
2006/11/15	22:24:00	1215.8	921.1	255.1	285.9	243.9	237.2	529.9	1464.7	242.5	238.5	213.2	235.2	65.4	65.6	66.3	64.8	229.70	30.27	6953.02
2006/11/15	22:25:00	1215.9	920.8	255.2	284.4	244.2	236.9	530.1	1459.2	242.4	238.1	213.2	235.2	66.0	64.4	66.4	64.4	229.40	30.23	6934.76
2006/11/15	22:26:00	1216.2	921.9	255.4	284.7	244.4	236.7	529.9	1460.8	242.2	238.0	213.4	235.4	65.3	64.3	66.6	64.3	229.90	30.27	6963.67
2006/11/15																				

Heat Rise Test 1st Run

Date	Time	TC1	TC2	TC3	TC4	TC5	TC6	TC7	TC8	TC9	TC10	TC11	TC12	TC13	TC14	TC15	TC16	VDC	Amps	Watts
2006/11/15	22:29:00	1216.1	922.4	255.4	284.8	245.4	237.3	529.9	1461.2	242.2	238.2	213.4	235.4	65.6	64.2	66.6	65.1	229.70	30.29	6957.61
2006/11/15	22:30:00	1216.1	922.4	255.4	283.9	244.4	237.2	530.2	1463.2	242.1	238.1	213.4	235.2	65.2	64.2	66.1	64.0	230.10	30.31	6974.33
2006/11/15	22:31:00	1214.9	920.4	255.4	283.9	244.3	237.2	529.9	1471.0	242.5	238.2	213.2	235.2	64.1	64.1	65.4	64.1	230.10	30.31	6974.33
2006/11/15	22:32:00	1215.4	919.9	255.4	284.8	244.6	237.5	530.2	1463.7	242.2	237.7	213.2	235.2	65.4	63.4	66.0	64.4	230.00	30.27	6969.00
2006/11/15	22:33:00	1216.6	919.3	255.4	285.2	244.3	237.0	528.0	1474.3	241.9	237.5	213.2	235.2	65.7	63.4	66.1	63.5	230.10	30.31	6974.33
2006/11/15	22:34:00	1215.6	923.7	255.4	285.4	244.4	237.2	529.8	1480.0	241.6	237.6	213.4	235.2	65.3	63.7	65.2	62.8	230.10	30.30	6972.03
2006/11/15	22:35:00	1215.8	923.5	255.3	285.4	244.9	237.6	530.7	1454.4	242.4	238.2	213.4	235.4	65.9	64.3	64.8	63.9	230.10	30.32	6976.63
2006/11/15	22:36:00	1216.1	920.7	255.6	284.2	245.2	237.0	530.9	1470.4	242.7	238.1	213.6	235.5	66.0	64.3	66.1	64.3	230.20	30.32	6979.66
2006/11/15	22:37:00	1216.4	922.0	255.7	285.7	244.9	237.6	530.7	1476.4	242.7	238.1	213.5	235.5	65.6	64.6	65.0	64.3	229.30	30.22	6929.45
2006/11/15	22:38:00	1215.4	920.8	255.7	285.2	245.0	238.0	531.5	1458.2	242.4	238.6	213.7	235.7	65.0	64.4	65.4	64.0	229.80	30.27	6956.05
2006/11/15	22:39:00	1215.2	920.8	255.9	285.9	245.0	238.0	530.4	1461.2	242.7	238.5	213.6	235.7	65.5	64.6	65.8	64.2	230.10	30.30	6972.03
2006/11/15	22:40:00	1215.9	921.2	255.9	285.7	244.6	237.9	530.2	1457.6	243.4	238.9	213.5	235.7	65.5	65.6	66.0	65.5	229.40	30.26	6941.64
2006/11/15	22:41:00	1216.3	919.4	255.7	285.4	245.0	237.9	529.9	1469.3	242.5	238.5	213.7	235.7	65.6	63.8	66.2	65.3	230.10	30.31	6974.33
2006/11/15	22:42:00	1216.1	922.4	255.9	285.2	244.2	237.7	530.7	1461.5	242.4	238.6	213.9	235.7	65.4	63.6	66.0	63.8	229.90	30.28	6961.37
2006/11/15	22:43:00	1215.5	923.3	255.9	285.1	244.8	237.8	531.4	1476.9	242.7	238.2	213.7	235.7	64.8	63.9	65.8	63.8	229.60	30.25	6945.40
2006/11/15	22:44:00	1215.2	921.8	255.7	284.9	243.7	237.6	530.5	1447.2	242.4	238.2	213.7	235.7	65.5	63.6	65.7	63.3	229.80	30.27	6956.05
2006/11/15	22:45:00	1215.8	920.4	255.6	285.4	244.3	236.8	530.5	1466.5	241.7	238.1	213.9	235.7	65.3	64.4	65.6	63.2	230.10	30.31	6974.33
2006/11/15	22:46:00	1215.4	918.0	255.7	285.2	244.2	237.5	530.4	1456.2	241.9	237.9	213.7	235.5	65.2	63.3	65.6	63.3	230.10	30.30	6974.33
2006/11/15	22:47:00	1215.4	919.4	255.7	285.6	244.7	237.5	531.2	1451.0	241.7	237.8	213.7	235.5	65.0	63.1	65.5	63.3	229.90	30.28	6964.40
2006/11/15	22:48:00	1215.2	921.2	255.9	286.2	244.9	237.7	529.3	1467.5	241.9	238.0	213.7	235.5	65.6	63.0	65.7	63.3	230.20	30.32	6979.66
2006/11/15	22:49:00	1215.2	922.6	255.7	285.6	244.8	237.7	530.9	1457.7	241.7	237.7	213.7	235.5	65.5	62.8	65.5	63.3	230.20	30.32	6979.66
2006/11/15	22:50:00	1215.6	921.7	256.1	285.7	245.1	237.7	531.2	1472.0	242.4	238.0	213.6	235.5	65.3	64.0	65.9	63.8	230.10	30.27	6971.18
2006/11/15	22:51:00	1216.2	918.7	255.7	285.6	244.0	237.5	529.1	1466.9	241.9	237.7	213.6	235.5	64.4	64.1	64.8	63.0	230.00	30.32	6973.60
2006/11/15	22:52:00	1214.6	921.1	255.9	284.9	245.5	237.6	530.9	1469.4	242.7	238.4	213.5	235.5	64.8	63.9	64.6	63.2	230.20	30.31	6977.36
2006/11/15	22:53:00	1216.1	922.7	255.9	284.9	244.2	238.1	529.7	1468.3	242.5	238.8	213.4	235.5	65.4	63.3	66.3	64.6	230.00	30.27	6962.10
2006/11/15	22:54:00	1216.1	920.1	255.9	285.2	244.2	237.7	528.6	1471.7	242.9	238.6	213.6	235.5	64.6	63.8	65.4	64.1	230.20	30.31	6979.66
2006/11/15	22:55:00	1215.6	920.1	255.9	285.4	244.0	238.1	530.4	1482.8	243.2	238.7	213.6	235.5	65.2	65.5	65.5	64.6	229.90	30.27	6965.13
2006/11/15	22:56:00	1215.6	922.1	255.9	285.2	245.2	238.2	530.9	1458.9	242.4	238.4	213.7	235.7	65.9	64.8	65.8	64.2	229.80	30.28	6958.34
2006/11/15	22:57:00	1215.8	919.7	256.1	285.7	245.2	237.9	529.9	1461.3	242.7	238.7	213.9	235.7	65.9	65.6	65.5	64.0	229.10	30.27	6934.86
2006/11/15	22:58:00	1215.9	923.3	256.2	286.2	244.2	238.3	530.4	1457.1	242.9	238.8	213.7	235.7	65.4	64.8	65.1	64.6	230.00	30.26	6966.70
2006/11/15	22:59:00	1215.9	919.4	256.1	285.4	245.2	238.1	530.2	1463.5	242.7	238.6	214.0	235.7	66.0	64.8	65.5	64.4	230.00	30.24	6964.40
2006/11/15	23:00:00	1215.4	919.9	256.1	285.6	245.3	238.1	530.2	1460.6	242.9	239.0	213.9	235.7	65.7	64.6	65.2	64.8	229.90	30.27	6963.67
2006/11/15	23:01:00	1216.4	921.7	256.2	286.0	245.4	238.0	530.7	1466.0	241.9	238.6	214.0	235.7	65.6	64.8	65.8	63.4	230.00	30.17	6951.17
2006/11/15	23:02:00	1215.9	921.3	256.1	285.1	243.7	237.9	530.1	1481.8	241.9	238.5	213.9	235.7	64.6	64.6	65.1	63.3	229.80	30.30	6962.94
2006/11/15	23:03:00	1215.1	923.2	256.2	284.9	244.2	237.6	530.2	1468.4	241.7	238.3	213.7	235.7	65.1	64.2	65.8	63.3	229.60	30.23	6940.81
2006/11/15	23:04:00	1215.4	919.4	256.2	285.4	244.3	238.0	530.2	1447.4	242.4	238.3	213.7	235.7	64.6	64.6	65.8	63.7	229.90	30.23	6949.88
2006/11/15	23:05:00	1215.8	921.8	256.2	286.7	244.2	237.6	530.5	1447.4	241.9	238.2	214.0	235.7	65.2	64.8	65.8	63.3	230.20	30.31	6977.36
2006/11/15	23:06:00	1215.1	922.7	256.1	285.1	244.5	237.4	530.2	1455.6	242.1	238.1	214.0	235.7	65.0	65.0	65.7	63.6	230.20	30.32	6979.66
2006/11/15	23:07:00	1214.9	920.0	256.4	285.4	244.3	237.8	530.2	1475.7	242.2	238.1	213.9	235.7	65.6	64.0	65.8	63.7	230.20	30.32	6979.66
2006/11/15	23:08:00	1216.1	922.6	256.2	286.0	243.9	237.8	532.3	1463.9	242.2	238.0	214.0	235.7	65.3	63.9	65.9	63.4	230.20	30.32	6979.66
2006/11/15	23:09:00	1215.9	919.6	256.2	285.1	244.2	237.6	531.7	1472.2	242.1	238.0	214.0	235.7	65.8	62.8	65.6	63.5	230.20	30.32	6979.66
2006/11/15	23:10:00	1215.8	921.3	256.1	285.4	244.2	238.1	531.6	1456.9	242.1	238.2	214.1	235.7	65.4	64.3	65.8	63.3	230.20	30.31	6979.66
2006/11/15	23:11:00	1215.9	922.1	256.4	284.9	244.3	237.5	531.0	1459.1	242.2	238.2	214.0	235.7	65.0	64.6	65.8	63.6	230.20	30.32	6979.66
2006/11/15	23:12:00	1216.1	919.9	256.4	286.2	244.6	238.1	530.2	1480.9	242.1	238.1	213.9	235.7	64.8	64.6	66.1	63.5	230.20	30.32	6979.66
2006/11/15	23:13:00	1215.1	918.9	256.4	285.7	244.7	237.7	531.2	1458.7	242.2	238.1	214.0	235.7	65.0	64.1	65.6	63.4	230.20	30.32	6979.66
2006/11/15	23:14:00	1215.6	919.0	256.2	285.7	245.3	237.8	529.7	1459.2	242.4	237.9	214.1	235.7	65.4	63.9	65.5	63.7	230.20	30.31	6977.36
2006/11/15	23:15:00	1215.9	919.7	256.5	285.7	245.2	238.0	530.2	1482.3	242.2	238.0	214.1	235.7	65.2	63.8	65.4	63.3	230.20	30.32	6979.66
2006/11/15	23:16:00	1215.0	920.6	256.4	285.4	244.5	237.6	530.7	1468.6	242.2	238.4	214.1	235.7	64.8	63.9	65.4	63.4	230.20	30.32	6979.66
2006/11/15	23:17:00	1215.2	921.8	256.4	285.4	244.5	238.0	530.9	1455.9	242.2	238.1	214.1	235.7	65.1	63.5	65.7	63.3	230.20	30.32	6979.66
2006/11/15	23:18:00	1215.8	922.6	256.7	285.4	244.3	238.2	530.2	1480.4	242.4	238.1	214.1	235.9	65.0	64.1	66.0	63.5	230.20	30.32	6979.66
2006/11/15	23:19:00	1215.6	921.3	256.4	285.7	244.6	237.6	529.4	1480.9	242.1	237.9	214.1	235.9	65.2	63.2	65.5	63.0	230.20	30.32	6979.66
2006/11/15	23:20:00	1215.4	922.1	256.5	286.2	244.6	237.7	531.2	1482.1	242.1	237.9	214.1	235.9	65.1	63.3	65.5	63.2	230.20	30.31	6979.66
2006/11/15	23:21:00	1215.7	921.6	256.4	285.4	244.2	238.0	530.5	1473.4	242.2	237.8	214.1	235.9	65.0	65.6	65.6	63.3	230.20	30.32	6979.66
2006/11/15	23:22:00	1215.5	922.0	256.7	285.9	244.2	238.6	531.6	1470.9	241.9	237.9	214.2	235.9	65.4	65.3	65.6	63.3	230.20	30.32	6979.66
2006/11/15	23:23:00	1215.6	922.9	25																

Heat Rise Test

1st Run

Date	Time	TC1	TC2	TC3	TC4	TC5	TC6	TC7	TC8	TC9	TC10	TC11	TC12	TC13	TC14	TC15	TC16	VDC	Amps	Watts
2006/11/15	23:25:00	1215.1	921.0	256.7	285.7	244.2	238.3	532.2	1493.1	241.9	238.0	214.1	235.9	65.4	63.7	65.7	63.3	230.10	30.31	6974.33
2006/11/15	23:26:00	1215.4	920.0	256.7	285.4	245.0	238.4	531.6	1481.8	242.2	238.1	214.2	235.9	65.1	64.2	65.7	63.2	230.20	30.31	6977.36
2006/11/15	23:27:00	1215.4	918.7	256.7	285.6	244.4	238.1	530.9	1477.8	242.4	238.0	214.1	235.9	65.4	63.8	65.6	63.3	230.20	30.31	6977.36
2006/11/15	23:28:00	1215.6	921.6	256.7	285.9	244.7	238.8	530.7	1491.4	242.4	238.0	214.2	235.9	65.4	64.3	65.6	63.1	230.20	30.32	6979.66
2006/11/15	23:29:00	1215.1	922.1	256.9	286.2	244.4	238.6	529.6	1472.4	242.2	238.1	214.2	236.0	64.8	63.5	65.5	63.4	230.20	30.32	6979.66
2006/11/15	23:30:00	1215.7	920.2	256.9	285.4	244.8	238.5	531.7	1471.9	242.2	238.0	214.1	235.9	64.8	63.8	65.6	63.4	230.20	30.32	6979.66
2006/11/15	23:31:00	1215.6	922.4	256.9	285.7	245.5	237.9	529.4	1488.7	242.2	238.2	214.1	236.0	65.6	64.2	65.2	63.3	230.20	30.31	6977.36
2006/11/15	23:32:00	1216.6	921.5	256.9	286.2	244.4	239.1	529.9	1488.6	242.7	238.6	214.1	235.9	65.0	64.2	65.9	63.7	230.10	30.31	6976.63
2006/11/15	23:33:00	1217.1	923.2	256.9	285.2	245.3	238.9	529.9	1494.1	242.5	238.7	214.1	236.0	65.0	63.3	65.2	64.3	230.20	30.31	6977.36
2006/11/15	23:34:00	1216.3	922.1	256.9	286.2	245.2	238.0	531.2	1486.4	242.7	238.5	214.2	236.0	64.8	62.2	64.8	63.6	230.20	30.31	6977.36
2006/11/15	23:35:00	1216.1	919.4	256.7	285.4	244.3	238.3	531.2	1495.0	242.4	238.1	214.2	236.0	65.1	62.2	65.4	62.8	229.10	30.24	6927.98
2006/11/15	23:36:00	1216.1	921.9	256.9	285.4	244.3	238.3	529.7	1475.4	242.2	237.9	214.2	235.9	65.0	63.0	65.4	62.8	230.10	30.29	6972.76
2006/11/15	23:37:00	1215.9	921.5	256.9	285.4	244.0	238.7	531.6	1475.9	242.2	238.4	214.2	236.0	64.8	65.9	64.8	63.0	230.10	30.31	6974.33
2006/11/15	23:38:00	1216.1	921.5	256.4	286.0	245.0	238.7	531.5	1483.9	242.4	238.6	214.0	236.0	66.3	64.8	64.8	64.6	229.20	30.15	6910.38
2006/11/15	23:39:00	1215.9	920.0	256.9	285.2	245.0	239.0	531.5	1495.8	242.4	238.4	214.2	236.0	64.6	64.8	65.9	63.5	229.90	30.28	6961.37
2006/11/15	23:40:00	1215.9	922.6	257.0	286.2	244.9	239.0	531.7	1485.7	242.4	238.3	214.2	236.0	64.1	64.3	65.7	63.6	229.20	30.20	6921.84
2006/11/15	23:41:00	1215.9	921.5	257.0	286.3	245.0	238.7	532.1	1481.2	242.4	238.4	214.4	236.0	64.3	64.4	65.0	63.0	230.20	30.31	6977.36
2006/11/15	23:42:00	1215.6	924.0	256.7	285.9	244.6	239.1	530.9	1489.3	242.4	238.3	214.2	236.0	65.9	65.2	64.6	62.8	230.10	30.31	6976.63
2006/11/15	23:43:00	1215.7	921.1	256.9	284.4	245.0	238.9	530.2	1493.6	243.2	238.7	214.4	236.0	64.8	64.2	65.7	63.9	230.10	30.31	6974.33
2006/11/15	23:44:00	1216.1	920.8	257.0	287.1	245.2	239.4	530.7	1490.8	243.7	238.9	214.2	236.2	65.0	63.8	65.9	64.6	230.00	30.28	6964.40
2006/11/15	23:45:00	1215.7	920.4	257.0	286.5	245.0	238.9	530.9	1456.7	242.7	238.4	214.4	236.2	65.5	63.5	66.0	63.8	230.10	30.23	6955.92
2006/11/15	23:46:00	1215.4	922.4	257.0	285.9	244.5	238.4	530.9	1467.4	242.4	238.4	214.5	236.2	65.3	63.5	65.4	63.2	229.90	30.28	6961.37
2006/11/15	23:47:00	1215.1	922.1	257.0	285.6	245.0	238.9	530.9	1491.9	242.7	238.1	214.4	236.2	65.2	63.6	65.5	63.6	230.00	30.29	6969.73
2006/11/15	23:48:00	1215.8	921.0	257.0	285.9	245.1	238.6	532.3	1470.0	242.7	238.5	214.5	236.2	65.4	63.0	65.8	63.6	230.00	30.30	6969.00
2006/11/15	23:49:00	1216.2	922.4	257.2	285.2	245.0	238.4	531.9	1505.9	242.4	238.4	214.4	236.2	65.4	63.5	65.4	63.4	229.70	30.28	6955.32
2006/11/15	23:50:00	1216.2	922.1	257.2	285.4	244.9	239.1	531.8	1493.3	242.4	238.4	214.4	236.2	65.6	63.9	65.7	63.6	229.90	30.27	6961.37
2006/11/15	23:51:00	1215.8	922.4	257.2	285.2	244.5	239.0	530.5	1495.6	243.2	238.5	214.5	236.2	65.4	63.3	65.8	63.9	229.90	30.26	6956.77
2006/11/15	23:52:00	1215.1	922.9	257.2	286.0	244.6	239.2	532.0	1477.4	243.7	238.9	214.5	236.2	65.8	64.0	65.6	64.8	230.20	30.31	6979.66
2006/11/15	23:53:00	1215.1	919.9	257.4	285.7	245.3	239.2	532.8	1491.1	243.7	239.0	214.5	236.2	66.2	63.6	66.0	65.3	230.00	30.29	6972.03
2006/11/15	23:54:00	1216.1	923.4	257.4	284.9	245.2	239.3	530.7	1469.9	243.4	239.0	214.5	236.3	66.3	64.1	66.6	64.6	229.90	30.27	6959.07
2006/11/15	23:55:00	1216.2	922.1	257.4	286.2	245.1	239.1	532.4	1479.0	242.7	238.7	214.7	236.3	65.7	63.6	65.9	63.5	230.00	30.29	6966.70
2006/11/15	23:56:00	1216.1	920.4	257.5	286.4	245.1	239.2	532.5	1488.1	242.9	238.8	214.7	236.2	65.7	63.8	66.4	64.1	229.50	30.28	6958.44
2006/11/15	23:57:00	1216.1	922.3	257.4	285.9	245.4	238.9	531.6	1480.0	242.9	238.6	214.7	236.3	65.9	63.1	66.4	64.0	229.70	30.23	6948.43
2006/11/15	23:58:00	1216.1	923.8	257.4	286.7	245.3	239.3	532.7	1452.3	242.9	238.5	214.7	236.2	65.7	62.6	66.4	63.5	229.70	30.24	6946.13
2006/11/15	23:59:00	1215.4	923.0	257.4	286.5	245.3	239.1	531.7	1490.9	242.9	238.6	214.7	236.2	65.5	62.6	65.9	63.9	229.70	30.26	6950.72
2006/11/16	00:00:00	1215.0	922.0	257.5	286.7	245.7	239.6	530.4	1477.2	242.7	238.6	214.7	236.2	65.7	63.7	66.3	63.8	229.60	30.18	6929.33
2006/11/16	00:01:00	1215.8	922.7	257.5	285.4	245.0	239.9	532.9	1486.0	243.4	238.7	214.6	236.3	64.8	64.4	65.2	64.4	230.20	30.32	6979.66
2006/11/16	00:02:00	1216.6	922.7	257.7	286.3	245.5	239.5	531.6	1483.6	243.2	239.1	214.7	236.5	65.1	63.3	64.6	64.6	230.20	30.31	6977.36
2006/11/16	00:03:00	1215.9	923.2	257.7	286.5	245.1	239.4	532.7	1482.6	243.4	238.7	214.7	236.5	65.4	63.1	65.9	64.0	230.00	30.23	6955.92
2006/11/16	00:04:00	1215.9	922.0	257.5	286.9	245.4	239.5	531.4	1500.9	243.5	238.7	214.7	236.5	65.4	63.3	65.6	63.6	229.40	30.17	6921.00
2006/11/16	00:05:00	1215.9	918.6	257.4	285.7	245.3	238.9	531.4	1490.9	243.4	238.6	214.6	236.5	65.8	63.3	65.8	64.1	229.50	30.19	6928.61
2006/11/16	00:06:00	1215.9	922.1	257.7	286.4	245.6	239.6	532.2	1485.9	242.9	238.6	214.7	236.5	65.2	63.1	66.1	63.6	229.90	30.27	6959.07
2006/11/16	00:07:00	1215.9	922.0	257.7	287.1	245.6	239.2	532.7	1505.9	242.9	238.5	214.7	236.5	65.2	62.8	65.6	63.7	229.90	30.27	6959.07
2006/11/16	00:08:00	1216.6	920.9	257.7	286.2	245.8	239.7	532.4	1491.4	242.9	238.4	214.7	236.5	65.2	63.1	66.1	63.0	229.40	30.26	6941.64
2006/11/16	00:09:00	1215.9	922.4	257.7	286.3	244.8	239.3	532.5	1476.0	243.0	238.6	214.7	236.5	64.8	63.7	65.7	63.3	229.90	30.26	6965.97
2006/11/16	00:10:00	1214.7	924.2	257.5	286.7	245.3	239.2	532.2	1488.6	242.9	238.7	214.7	236.5	64.8	63.5	65.8	63.4	230.00	30.28	6964.40
2006/11/16	00:11:00	1214.6	923.3	257.5	286.9	245.3	239.6	530.7	1500.6	242.7	238.6	214.7	236.5	65.4	63.9	66.2	63.8	229.70	30.24	6946.13
2006/11/16	00:12:00	1214.7	921.7	257.7	284.9	245.3	239.7	532.3	1511.4	243.2	238.3	214.5	236.5	65.2	63.6	66.1	63.7	229.90	30.26	6963.67
2006/11/16	00:13:00	1216.5	921.9	257.7	285.4	245.3	239.3	530.9	1495.5	243.2	238.6	214.7	236.5	65.4	63.2	65.4	63.8	229.50	30.22	6935.49
2006/11/16	00:14:00	1215.7	921.9	257.8	285.9	245.3	239.3	532.3	1504.6	242.7	238.5	214.6	236.5	65.8	63.2	65.8	63.7	229.80	30.26	6956.77
2006/11/16	00:15:00	1216.6	919.4	257.7	285.9	244.9	239.0	531.7	1503.0	243.4	238.6	214.6	236.5	65.5	63.9	66.6	64.0	228.70	30.14	6902.06
2006/11/16	00:16:00	1216.1	923.0	257.7	286.8	245.6	239.7	532.1	1500.6	243.4	239.1	214.5	236.5	64.8	64.3	65.0	64.3	228.80	30.23	6916.62
2006/11/16	00:17:00	1215.2	920.4	257.8	287.0	245.1	239.8	531.3	1545.1	243.4	238.7	214.6	236.5	65.7	63.9	66.1	64.1	229.70	30.29	6957.61
2006/11/16	00:18:00	1216.5	921.8	257.8	286.2	245.4	239.8	532.3	1539.9	243.2	238.7	214.7	236.5	65.1	63.1	65.6	64.0	229.70	30.27	6953.02
2006/11/16	00:19:00	1215.5	919.4</																	

Heat Rise Test 1st Run

		TC1	TC2	TC3	TC4	TC5	TC6	TC7	TC8	TC9	TC10	TC11	TC12	TC13	TC14	TC15	TC16	VDC	Amps	Watts
Date	Time																			
2006/11/16	00:21:00	1215.5	921.8	257.8	286.5	244.8	239.7	533.2	1555.8	242.7	238.6	214.7	236.5	65.7	63.1	65.8	63.9	230.20	30.31	6979.66
2006/11/16	00:22:00	1216.9	920.0	257.9	286.0	245.5	239.7	531.7	1537.5	242.9	238.3	214.6	236.5	65.8	62.8	66.1	63.7	230.00	30.31	6971.30
2006/11/16	00:23:00	1216.3	921.9	257.7	286.4	245.6	239.4	531.5	1547.3	242.4	238.6	214.7	236.5	65.5	62.4	65.6	63.8	230.10	30.29	6972.03
2006/11/16	00:24:00	1216.2	917.7	257.8	286.4	245.3	239.5	531.8	1522.3	242.7	238.4	214.7	236.5	65.5	62.8	66.1	63.4	230.00	30.27	6971.30
2006/11/16	00:25:00	1215.1	918.9	257.7	285.6	245.4	239.5	531.2	1560.0	242.7	238.3	214.7	236.5	65.1	63.1	66.0	62.8	229.90	30.29	6963.67
2006/11/16	00:26:00	1216.2	916.9	258.0	285.4	245.9	240.0	530.4	1531.6	243.2	238.6	214.9	236.5	65.3	63.8	65.9	63.3	230.00	30.29	6969.00
2006/11/16	00:27:00	1215.6	921.1	258.2	284.9	245.8	239.8	532.2	1526.5	242.9	238.5	214.9	236.7	65.0	63.6	65.7	63.2	229.90	30.29	6965.97
2006/11/16	00:28:00	1213.6	923.1	257.7	287.0	246.1	239.9	529.2	1517.6	243.4	238.7	214.9	236.7	65.8	62.6	66.1	63.3	230.00	30.30	6971.30
2006/11/16	00:29:00	1213.6	923.1	258.2	285.9	245.5	239.7	531.5	1521.6	243.2	238.5	214.9	236.7	65.5	63.0	65.9	63.3	230.10	30.27	6965.13
2006/11/16	00:30:00	1215.9	920.0	258.2	286.5	245.5	240.1	532.7	1508.1	243.0	238.4	214.9	236.7	65.2	62.6	65.7	63.1	230.20	30.31	6977.36
2006/11/16	00:31:00	1215.2	921.6	258.2	286.0	245.5	239.7	533.4	1531.7	242.7	238.6	214.7	236.7	65.4	62.6	65.6	63.5	230.10	30.29	6969.73
2006/11/16	00:32:00	1215.9	921.8	258.0	286.7	245.2	239.8	532.6	1508.0	243.0	238.7	214.7	236.7	64.8	63.9	65.7	63.4	230.20	30.32	6979.66
2006/11/16	00:33:00	1216.3	923.4	258.2	285.9	245.0	239.8	533.2	1522.4	243.8	238.8	214.9	236.7	64.4	62.8	65.6	64.0	230.20	30.32	6979.66
2006/11/16	00:34:00	1215.1	923.9	258.0	286.0	245.3	239.5	533.0	1507.6	243.2	238.7	215.1	236.7	65.3	62.8	65.8	63.4	230.20	30.31	6979.66
2006/11/16	00:35:00	1214.9	921.2	258.0	286.5	245.1	239.9	533.3	1519.6	242.9	238.7	215.0	236.7	65.1	63.1	65.7	63.2	230.20	30.31	6979.66
2006/11/16	00:36:00	1215.1	922.6	258.2	286.4	245.4	240.0	532.0	1517.2	242.9	238.6	215.0	236.7	65.0	63.1	65.4	63.2	230.20	30.31	6977.36
2006/11/16	00:37:00	1215.9	923.3	258.3	286.5	244.7	239.9	533.2	1523.8	242.7	238.5	214.9	236.7	64.8	62.6	65.2	62.8	229.50	30.22	6937.79
2006/11/16	00:38:00	1215.1	922.6	258.3	287.7	245.5	240.1	532.5	1515.9	243.2	238.7	215.0	236.7	65.2	62.3	65.4	63.0	230.20	30.31	6977.36
2006/11/16	00:39:00	1215.1	921.3	258.2	287.1	245.4	239.9	533.2	1524.2	242.7	238.7	214.9	236.7	65.4	62.6	65.6	63.1	230.10	30.31	6974.33
2006/11/16	00:40:00	1215.2	918.5	258.3	285.7	245.5	240.2	531.8	1502.4	243.0	238.5	214.7	236.7	65.6	63.1	65.8	63.1	230.10	30.29	6972.03
2006/11/16	00:41:00	1216.5	920.6	258.4	284.4	245.2	240.3	530.9	1536.3	243.0	238.6	214.7	236.7	64.6	62.6	65.4	63.3	230.10	30.28	6969.73
2006/11/16	00:42:00	1216.1	922.3	258.4	285.4	245.9	239.8	532.5	1523.1	243.4	238.6	214.7	236.7	65.4	62.6	65.9	63.5	229.80	30.27	6956.05
2006/11/16	00:43:00	1215.9	921.6	258.3	285.9	245.6	239.7	533.1	1520.0	242.7	238.4	214.7	236.7	65.4	62.6	65.7	63.0	230.20	30.31	6977.36
2006/11/16	00:44:00	1215.1	923.0	258.2	286.9	245.6	239.8	532.8	1514.1	242.9	238.4	214.7	236.7	65.4	62.3	65.6	63.1	230.10	30.31	6974.33
2006/11/16	00:45:00	1215.4	921.4	258.4	285.4	245.0	240.4	533.9	1524.1	243.2	238.7	214.9	236.7	64.8	63.6	65.7	63.2	229.40	30.19	6925.59
2006/11/16	00:46:00	1215.6	921.9	258.3	286.4	245.3	239.8	532.5	1488.8	243.4	238.7	214.9	236.7	65.5	63.1	65.7	63.7	230.10	30.30	6974.33
2006/11/16	00:47:00	1215.4	920.9	258.3	286.7	245.4	239.8	532.2	1481.8	242.9	238.6	214.9	236.7	65.3	62.3	65.7	63.3	230.10	30.29	6969.73
2006/11/16	00:48:00	1215.2	923.4	258.4	287.3	244.8	240.0	532.8	1437.2	242.7	238.7	214.9	236.8	65.3	63.1	65.8	63.5	230.10	30.30	6972.03
2006/11/16	00:49:00	1215.0	921.8	258.4	287.0	245.4	240.3	532.8	1467.6	242.9	238.6	215.0	236.8	65.5	62.8	65.8	63.2	229.50	30.22	6935.49
2006/11/16	00:50:00	1215.8	921.1	258.5	286.2	245.5	240.3	532.4	1459.7	242.7	238.7	214.9	236.8	65.9	62.8	65.7	62.6	229.50	30.24	6940.08
2006/11/16	00:51:00	1215.2	921.1	258.2	286.4	245.1	240.1	533.3	1447.5	242.7	238.7	215.1	236.7	65.0	64.6	65.5	62.6	229.60	30.31	6974.33
2006/11/16	00:52:00	1215.4	920.9	258.3	285.4	246.0	240.0	532.1	1433.9	243.4	238.6	215.2	236.8	65.0	62.6	65.4	63.2	229.80	30.28	6958.34
2006/11/16	00:53:00	1216.6	920.4	258.6	285.2	245.4	240.4	533.1	1450.1	243.4	238.5	215.0	236.8	65.0	63.1	65.9	63.4	229.30	30.20	6924.86
2006/11/16	00:54:00	1215.9	921.5	258.6	286.3	245.7	240.3	533.0	1461.2	243.4	238.7	215.2	236.8	65.0	63.1	65.6	63.4	229.30	30.20	6924.86
2006/11/16	00:55:00	1216.5	921.3	258.6	286.7	245.3	240.2	532.8	1430.5	243.2	238.7	215.1	236.8	64.8	62.8	65.9	63.2	229.80	30.29	6960.64
2006/11/16	00:56:00	1216.4	921.1	258.6	286.2	245.9	240.2	533.3	1436.0	243.5	238.8	215.0	236.7	65.4	63.0	65.8	63.8	229.90	30.27	6959.07
2006/11/16	00:57:00	1215.7	920.9	258.5	286.2	245.4	240.4	532.6	1384.3	242.9	238.5	215.0	236.8	65.3	62.6	65.8	63.0	229.90	30.27	6965.97
2006/11/16	00:58:00	1216.4	920.8	258.4	286.3	245.6	240.0	533.1	1350.3	243.4	238.6	215.1	236.8	65.3	62.4	65.7	63.0	229.90	30.26	6959.07
2006/11/16	00:59:00	1216.6	921.2	258.5	286.3	245.1	240.3	533.7	1304.5	242.7	238.6	215.1	236.8	65.2	62.6	65.8	62.8	229.90	30.29	6963.67
2006/11/16	01:00:00	1215.7	922.4	258.6	286.5	245.3	240.3	531.8	1311.8	243.2	238.6	215.1	236.8	65.0	63.5	65.4	62.8	229.70	30.25	6957.61
2006/11/16	01:01:00	1214.7	919.4	258.6	286.7	245.6	240.0	534.1	1298.5	242.9	238.6	215.1	236.8	65.5	62.4	65.4	63.6	230.10	30.31	6974.33
2006/11/16	01:02:00	1215.4	922.4	258.7	286.9	245.2	240.9	533.1	1433.4	243.5	238.7	215.1	236.8	64.6	63.6	65.7	62.8	229.60	30.14	6941.24
2006/11/16	01:03:00	1215.4	922.9	258.7	286.7	245.8	240.0	532.6	1287.6	243.7	239.0	215.0	236.8	64.4	62.2	65.7	63.5	229.90	30.29	6965.97
2006/11/16	01:04:00	1214.5	922.6	258.7	287.5	245.2	240.3	533.3	1265.5	243.7	238.7	215.0	236.8	65.3	62.4	66.2	63.3	229.70	30.26	6950.72
2006/11/16	01:05:00	1214.3	920.4	258.6	287.0	245.5	240.4	533.4	1279.2	243.7	238.8	215.0	236.8	64.8	62.6	65.4	63.2	229.30	30.23	6931.74
2006/11/16	01:06:00	1214.4	923.1	258.5	286.2	245.4	239.9	533.7	1239.2	243.2	238.7	215.0	236.8	64.8	62.8	65.6	62.8	229.50	30.22	6935.49
2006/11/16	01:07:00	1215.7	922.9	258.7	287.1	245.6	240.4	533.4	1329.9	243.7	238.9	215.1	236.8	65.2	62.3	65.7	63.4	229.60	30.21	6936.22
2006/11/16	01:08:00	1215.5	921.2	258.7	286.2	245.6	240.6	531.3	1295.2	243.4	238.6	215.0	236.8	65.3	63.0	66.3	63.0	229.90	30.28	6961.37
2006/11/16	01:09:00	1216.5	920.6	258.6	285.2	245.5	240.8	533.0	1247.5	243.5	238.9	215.1	236.9	64.8	64.0	65.5	62.8	229.30	30.11	6904.22
2006/11/16	01:10:00	1216.6	922.0	258.9	286.8	245.6	241.1	533.2	1215.5	243.4	239.0	215.2	236.9	64.8	62.6	65.7	63.4	229.30	30.11	6904.22
2006/11/16	01:11:00	1215.6	920.5	258.8	287.6	245.7	240.2	533.4	1184.4	243.4	238.6	215.1	236.9	65.0	62.3	65.4	63.1	230.20	30.30	6975.06
2006/11/16	01:12:00	1215.4	921.9	258.7	286.5	245.0	240.9	531.9	1120.9	243.4	238.7	215.1	236.9	65.6	62.3	66.2	63.0	229.70	30.30	6962.21
2006/11/16	01:13:00	1215.4	921.6	258.9	286.7	245.5	240.4	531.8	1124.1	243.8	238.9	215.2	236.9	64.6	62.8	65.5	63.0	229.30	30.24	6934.03
2006/11/16	01:14:00	1216.2	921.4	258.7	287.1	245.4	239.9													

Heat Rise Test 1st Run

Date	Time	TC1	TC2	TC3	TC4	TC5	TC6	TC7	TC8	TC9	TC10	TC11	TC12	TC13	TC14	TC15	TC16	VDC	Amps	Watts
2006/11/16	01:17:00	1215.4	920.4	258.8	287.3	246.1	240.9	532.3	1234.8	243.5	238.5	215.0	237.0	64.8	62.3	65.5	63.2	230.00	30.31	6971.30
2006/11/16	01:18:00	1215.4	921.4	258.7	286.7	245.4	240.4	533.2	1255.3	243.2	238.6	215.1	237.0	64.6	62.6	65.5	63.1	230.10	30.31	6974.33
2006/11/16	01:19:00	1214.4	921.7	258.7	287.0	246.3	240.4	532.9	1254.6	243.4	238.8	215.2	237.0	65.2	62.8	65.8	62.8	230.20	30.31	6977.36
2006/11/16	01:20:00	1214.2	920.6	258.5	285.2	245.6	240.0	532.5	1270.6	243.0	238.7	215.1	237.0	65.1	62.8	65.5	62.4	230.20	30.30	6975.06
2006/11/16	01:21:00	1217.0	920.4	259.1	287.2	246.2	240.7	533.0	1297.5	243.5	239.0	215.2	237.2	65.0	63.6	65.6	63.0	229.90	30.24	6952.18
2006/11/16	01:22:00	1215.4	920.4	259.1	286.8	245.6	239.8	532.8	1301.9	243.2	239.1	215.2	237.2	65.3	63.4	65.5	62.8	229.50	30.23	6937.79
2006/11/16	01:23:00	1215.7	922.4	258.7	285.7	245.5	240.3	533.4	1146.1	243.4	238.9	215.2	237.2	65.1	63.4	65.2	62.6	230.20	30.31	6979.66
2006/11/16	01:24:00	1216.9	921.9	259.1	286.2	246.0	240.3	532.9	1189.4	243.7	239.0	215.2	237.2	65.5	63.0	65.6	63.1	229.80	30.27	6961.37
2006/11/16	01:25:00	1216.1	920.2	259.2	287.1	245.5	240.6	533.9	1113.0	243.2	238.8	215.2	237.2	65.0	63.5	66.0	63.1	230.00	30.29	6966.70
2006/11/16	01:26:00	1217.0	921.5	259.3	286.9	245.6	240.4	533.9	1249.6	243.7	239.0	215.2	237.2	65.3	63.2	65.5	63.0	229.40	30.21	6930.17
2006/11/16	01:27:00	1216.5	922.6	259.1	286.9	246.2	240.9	533.9	1230.9	243.7	239.1	215.2	237.2	65.0	63.0	65.5	63.1	230.00	30.30	6973.60
2006/11/16	01:28:00	1216.3	921.0	259.3	287.0	244.9	241.1	534.2	1262.1	243.2	239.2	215.2	237.2	65.5	62.8	66.2	63.6	230.10	30.27	6965.13
2006/11/16	01:29:00	1215.4	918.9	259.1	286.4	245.2	241.1	534.1	1181.5	243.5	238.8	215.1	237.2	65.4	62.6	65.9	63.0	229.90	30.28	6961.37
2006/11/16	01:30:00	1216.4	922.3	259.0	286.9	245.3	241.3	533.4	1190.9	243.4	238.9	215.1	237.2	65.6	62.6	65.8	63.2	229.80	30.23	6949.15
2006/11/16	01:31:00	1216.3	922.0	259.1	286.7	246.0	240.8	534.2	1180.4	243.5	239.1	215.2	237.2	65.6	63.2	66.0	63.5	230.00	30.23	6958.95
2006/11/16	01:32:00	1216.3	921.6	259.2	287.2	245.5	241.4	533.7	1185.4	243.7	238.9	215.2	237.2	65.1	63.6	65.8	63.4	230.10	30.28	6967.43
2006/11/16	01:33:00	1216.3	921.1	259.2	287.1	245.4	241.3	533.2	1190.4	243.5	239.2	215.2	237.2	65.1	63.5	65.5	63.5	229.90	30.28	6968.27
2006/11/16	01:34:00	1216.1	923.5	259.3	286.9	246.0	241.1	533.7	1127.6	243.9	239.3	215.2	237.2	65.3	62.8	65.9	63.6	229.60	30.23	6945.40
2006/11/16	01:35:00	1215.9	920.7	259.3	287.0	245.8	241.4	533.9	1202.0	243.8	239.0	215.2	237.2	65.3	62.6	66.0	63.0	229.50	30.25	6942.38
2006/11/16	01:36:00	1216.1	921.3	259.5	287.1	245.4	241.3	532.2	1202.9	243.4	239.1	215.2	237.2	64.8	63.0	65.5	63.0	230.00	30.31	6973.60
2006/11/16	01:37:00	1214.7	921.4	259.4	287.0	246.2	241.2	533.7	1163.7	244.2	239.3	215.2	237.2	64.6	63.0	65.8	63.1	229.80	30.19	6937.66
2006/11/16	01:38:00	1213.7	923.9	259.5	287.5	246.1	241.3	533.2	1112.1	243.7	239.1	215.4	237.2	65.1	63.5	65.9	63.4	230.10	30.27	6971.18
2006/11/16	01:39:00	1215.5	922.1	259.5	285.7	246.0	240.9	533.3	1143.9	243.7	239.2	215.4	237.3	64.8	63.0	65.6	63.2	229.90	30.28	6963.67
2006/11/16	01:40:00	1216.9	920.4	259.3	286.3	245.6	241.7	534.4	1164.8	243.7	239.3	215.5	237.2	65.3	63.0	65.7	63.9	229.90	30.29	6963.67
2006/11/16	01:41:00	1215.9	921.6	259.5	286.7	245.7	241.4	534.4	1155.4	244.2	239.2	215.4	237.2	65.7	62.4	65.9	63.4	230.00	30.18	6962.53
2006/11/16	01:42:00	1214.5	922.4	259.5	287.0	246.1	241.3	534.2	1132.7	245.0	239.4	215.2	237.2	65.2	63.4	65.2	64.3	229.40	30.23	6934.76
2006/11/16	01:43:00	1216.9	922.6	259.6	286.2	246.4	241.9	533.7	1191.3	244.2	239.7	215.2	237.2	64.8	64.1	66.0	64.3	230.00	30.29	6966.70
2006/11/16	01:44:00	1216.6	920.8	259.6	287.1	246.5	241.7	532.7	1190.1	244.5	239.4	215.2	237.2	65.5	63.6	66.1	64.6	230.20	30.31	6979.66
2006/11/16	01:45:00	1216.6	922.4	259.3	285.7	246.1	241.3	532.5	1164.9	244.4	239.9	215.4	237.2	64.6	63.6	65.6	64.8	230.20	30.31	6979.66
2006/11/16	01:46:00	1216.3	921.8	259.5	286.0	246.2	241.7	532.8	1146.4	244.3	239.6	215.5	237.4	66.1	63.4	66.0	64.6	230.00	30.30	6969.00
2006/11/16	01:47:00	1216.1	921.5	259.6	286.5	245.4	241.3	534.4	1146.2	244.6	239.6	215.5	237.4	65.1	63.3	65.8	63.7	229.70	30.26	6950.72
2006/11/16	01:48:00	1216.8	921.0	259.7	287.0	245.2	241.6	533.9	1089.6	244.0	239.3	215.5	237.4	65.1	63.3	66.1	63.1	229.80	30.28	6964.40
2006/11/16	01:49:00	1216.5	922.6	259.6	286.7	246.2	241.3	534.9	1098.3	244.0	239.5	215.5	237.4	64.8	62.8	65.5	63.1	229.60	30.30	6961.47
2006/11/16	01:50:00	1215.5	921.5	259.6	287.5	245.7	240.7	534.2	1099.0	243.7	239.5	215.5	237.4	65.6	62.6	66.2	63.6	230.00	30.27	6962.10
2006/11/16	01:51:00	1215.1	921.2	259.8	287.0	244.9	242.1	534.4	1104.2	244.3	239.7	215.5	237.4	65.2	63.6	66.3	63.6	229.90	30.27	6961.37
2006/11/16	01:52:00	1215.0	920.7	259.7	286.8	246.2	241.7	534.7	1108.9	244.5	239.6	215.5	237.5	65.7	64.0	66.2	63.6	229.90	30.26	6961.37
2006/11/16	01:53:00	1215.4	921.4	259.8	285.9	246.4	241.9	533.9	1117.4	244.9	239.5	215.5	237.5	65.4	63.6	65.9	63.8	229.80	30.24	6958.34
2006/11/16	01:54:00	1216.1	922.1	259.8	286.7	246.4	241.7	534.7	1115.0	244.4	239.5	215.4	237.5	64.6	63.2	65.5	64.0	229.40	30.27	6943.94
2006/11/16	01:55:00	1216.3	922.1	259.9	286.7	245.2	241.3	533.9	1114.9	243.8	239.8	215.5	237.5	65.5	63.2	65.5	63.3	230.20	30.31	6979.66
2006/11/16	01:56:00	1216.1	921.7	259.9	286.4	246.2	241.2	533.7	1099.6	244.2	239.2	215.5	237.5	65.5	63.2	65.6	62.8	230.20	30.31	6979.66
2006/11/16	01:57:00	1216.4	919.6	259.8	285.9	245.8	241.3	533.2	1138.7	243.7	239.6	215.7	237.5	64.8	63.7	65.6	63.2	230.20	30.32	6979.66
2006/11/16	01:58:00	1215.9	922.4	260.0	287.2	245.7	241.4	533.2	1129.0	244.3	239.7	215.9	237.6	64.6	63.6	65.5	63.1	230.20	30.31	6977.36
2006/11/16	01:59:00	1215.2	922.1	260.0	286.7	246.3	241.7	532.8	1131.2	243.7	239.8	215.5	237.5	65.4	62.3	65.3	63.3	230.20	30.30	6977.36
2006/11/16	02:00:00	1215.0	918.6	259.9	287.4	246.6	241.7	534.7	1129.7	243.9	239.2	215.5	237.6	65.3	63.0	65.6	62.8	230.00	30.29	6966.70
2006/11/16	02:01:00	1216.4	919.6	260.0	287.6	245.6	241.7	535.2	1067.3	245.0	239.9	215.5	237.6	65.4	64.4	65.9	63.8	230.20	30.32	6979.66
2006/11/16	02:02:00	1217.1	917.1	260.0	287.5	246.0	241.9	534.4	1032.4	244.5	239.9	215.5	237.6	65.6	63.2	65.8	63.6	230.20	30.31	6979.66
2006/11/16	02:03:00	1215.4	921.1	259.9	287.0	246.6	241.6	536.3	1003.7	244.4	239.8	215.7	237.6	65.4	62.6	66.0	63.3	230.20	30.31	6979.66
2006/11/16	02:04:00	1215.1	922.3	260.0	287.4	246.0	242.1	534.4	949.6	244.7	239.8	215.7	237.6	65.0	62.3	65.9	63.2	230.20	30.31	6977.36
2006/11/16	02:05:00	1215.8	921.4	259.9	287.6	246.1	241.6	534.4	1019.0	244.3	239.2	215.7	237.6	65.0	61.9	65.6	62.6	230.20	30.31	6979.66
2006/11/16	02:06:00	1216.1	920.7	259.7	286.8	245.3	242.2	533.7	1018.9	244.5	239.2	215.7	237.6	65.6	62.2	66.1	63.5	230.20	30.31	6979.66
2006/11/16	02:07:00	1215.9	922.9	260.1	287.1	245.2	241.7	534.7	1018.9	244.3	239.6	215.9	237.6	65.4	63.4	65.6	62.6	230.20	30.31	6977.36
2006/11/16	02:08:00	1216.1	923.0	259.5	286.9	246.9	241.3	534.7	1048.6	244.2	239.5	216.0	237.6	65.0	62.6	65.2	62.6	230.20	30.31	6977.36
2006/11/16	02:09:00	1216.1	922.3	259.8	286.7	246.0	241.4	534.8	1054.0	243.7	239.4	215.9	237.6	65.0	62.3	65.6	62.6	230.20	30.31	6979.66
2006/11/16	02:10:00	1215.5	921.4	259.8	287.7	245.7	240.7	533.4	1062.9	243.8	239.6	215.9	237.6	64.6	63.8	65.0	62.4	230.20	30.32	6979.66
2006/11/16	02:11:00	1215.6	924.2	259																

Heat Rise Test 1st Run

3-518
for Model AOS-025, AOS-050, and AOS-100 Transport Packages, Rev. G, July 27, 2012 (Docket No. 71-9316)

Date	Time	TC1	TC2	TC3	TC4	TC5	TC6	TC7	TC8	TC9	TC10	TC11	TC12	TC13	TC14	TC15	TC16	VDC	Amps	Watts
2006/11/16	02:13:00	1215.1	920.1	260.1	287.8	245.5	241.4	535.2	1068.5	243.5	239.6	216.0	237.6	64.8	64.1	65.5	62.8	230.20	30.28	6973.48
2006/11/16	02:14:00	1216.1	920.2	260.2	286.3	245.9	242.1	534.7	1055.9	244.6	239.7	215.7	237.7	64.6	63.7	65.6	63.5	230.20	30.31	6979.66
2006/11/16	02:15:00	1215.4	922.6	260.0	287.0	246.1	240.9	534.7	1042.1	243.7	239.6	216.0	237.7	65.2	62.3	65.4	62.6	230.20	30.32	6979.66
2006/11/16	02:16:00	1215.1	922.1	260.1	288.0	245.8	241.7	534.7	1056.8	244.0	239.8	215.9	237.7	64.6	63.4	65.5	62.6	230.20	30.31	6979.66
2006/11/16	02:17:00	1217.3	919.0	260.1	287.5	245.9	241.9	534.8	1143.2	244.4	239.7	215.7	237.7	65.1	63.0	65.6	63.2	230.20	30.32	6979.66
2006/11/16	02:18:00	1216.2	921.2	260.1	287.0	246.4	241.7	534.9	1127.4	244.3	239.7	215.7	237.7	65.0	62.4	65.6	63.3	230.10	30.30	6972.03
2006/11/16	02:19:00	1214.5	920.6	260.0	287.7	246.3	241.7	534.7	1127.9	244.5	239.6	216.0	237.7	65.5	63.2	65.8	63.4	230.10	30.31	6976.63
2006/11/16	02:20:00	1216.1	920.0	260.0	287.3	246.3	241.9	533.6	1161.9	244.5	239.7	216.0	237.8	65.3	63.4	65.7	63.6	230.20	30.31	6977.36
2006/11/16	02:21:00	1215.7	922.9	260.1	287.1	246.0	242.2	534.5	1141.9	244.3	239.8	216.0	237.8	65.5	63.6	65.9	63.4	230.20	30.31	6977.36
2006/11/16	02:22:00	1214.7	922.3	260.2	288.5	246.6	241.9	535.8	1157.7	244.2	239.7	216.0	237.9	65.1	63.5	65.7	63.3	230.20	30.31	6977.36
2006/11/16	02:23:00	1215.5	922.4	260.1	286.0	245.6	242.2	535.0	1163.2	244.2	239.6	216.0	237.8	65.4	63.0	65.6	63.3	230.20	30.31	6977.36
2006/11/16	02:24:00	1215.1	922.1	260.1	287.3	245.9	241.7	535.2	1151.2	244.2	239.7	216.0	237.8	65.2	63.4	65.4	63.1	230.20	30.31	6977.36
2006/11/16	02:25:00	1215.4	922.0	260.2	286.5	246.4	241.6	534.7	1152.4	244.0	239.4	216.0	237.9	65.2	64.6	65.6	63.3	230.20	30.31	6977.36
2006/11/16	02:26:00	1216.1	921.4	260.2	287.6	246.4	241.7	534.9	1204.5	244.0	239.3	215.9	237.9	65.3	66.4	66.0	63.4	230.20	30.31	6977.36
2006/11/16	02:27:00	1216.2	923.1	260.3	287.1	246.4	242.5	533.9	1201.1	244.7	239.6	216.0	237.9	65.0	64.8	66.1	64.1	230.00	30.31	6971.30
2006/11/16	02:28:00	1215.9	919.9	260.2	286.9	246.8	242.2	533.9	1185.1	244.5	240.0	216.0	238.0	65.4	63.7	66.0	63.7	230.20	30.31	6977.36
2006/11/16	02:29:00	1215.1	920.8	260.2	287.6	246.6	242.4	533.9	1174.5	244.0	239.9	216.0	238.0	65.4	62.8	66.0	63.4	230.20	30.31	6979.66
2006/11/16	02:30:00	1214.3	920.8	260.1	287.2	246.9	242.1	535.2	1172.9	244.2	239.8	216.0	238.0	65.7	62.8	65.7	63.7	230.20	30.31	6979.66
2006/11/16	02:31:00	1215.6	922.7	260.4	287.2	246.3	241.9	534.7	1178.8	244.0	240.0	216.0	238.0	65.0	64.0	65.4	63.7	230.20	30.31	6977.36
2006/11/16	02:32:00	1215.4	922.1	260.4	287.2	246.5	242.4	535.2	1140.3	244.8	240.1	216.0	238.0	66.1	63.7	66.3	63.9	230.20	30.31	6977.36
2006/11/16	02:33:00	1215.2	921.3	260.4	288.0	246.3	241.4	534.7	1184.5	244.4	239.9	216.0	238.0	65.6	64.0	65.7	63.3	230.20	30.31	6979.66
2006/11/16	02:34:00	1215.6	922.4	260.4	288.0	246.8	242.1	534.7	1207.6	244.5	240.0	216.2	238.0	65.6	64.2	65.9	63.3	230.20	30.31	6977.36
2006/11/16	02:35:00	1215.8	921.8	260.4	287.7	246.4	242.1	534.4	1247.7	244.7	240.0	216.2	238.0	65.3	63.3	65.6	63.7	230.20	30.31	6979.66
2006/11/16	02:36:00	1215.6	919.3	260.3	287.7	247.1	241.9	534.2	1242.8	244.9	240.0	216.0	238.0	65.7	62.8	65.6	63.6	230.00	30.28	6964.40
2006/11/16	02:37:00	1216.1	920.8	260.6	287.8	246.9	241.7	535.0	1238.5	244.8	239.9	216.0	238.0	66.0	63.0	66.4	63.9	230.20	30.31	6979.66
2006/11/16	02:38:00	1216.6	922.4	260.6	286.8	246.3	242.4	534.7	1238.8	244.7	240.0	216.0	238.0	65.5	63.1	65.9	63.8	230.20	30.31	6979.66
2006/11/16	02:39:00	1215.4	922.3	260.5	287.7	246.2	242.5	535.0	1234.1	244.4	240.1	216.2	238.0	65.6	63.3	66.2	63.4	230.20	30.31	6977.36
2006/11/16	02:40:00	1214.8	922.9	260.7	288.5	245.9	242.4	535.5	1225.6	245.0	240.3	216.2	238.1	65.4	64.3	66.0	63.7	230.20	30.31	6977.36
2006/11/16	02:41:00	1215.9	923.4	260.6	287.0	246.3	242.4	535.2	1237.2	244.8	239.9	216.2	238.1	65.1	63.3	65.9	63.4	230.20	30.31	6979.66
2006/11/16	02:42:00	1215.6	919.9	260.6	287.8	246.6	242.1	535.2	1280.6	244.3	239.9	216.0	238.1	65.6	63.3	66.0	63.4	230.20	30.31	6979.66
2006/11/16	02:43:00	1215.6	923.0	260.6	287.2	246.9	242.4	533.1	1260.5	244.6	239.9	216.2	238.1	65.6	63.0	66.0	63.6	230.20	30.31	6977.36
2006/11/16	02:44:00	1216.1	919.7	260.7	287.5	246.5	242.5	534.8	1389.1	244.3	240.0	216.2	238.1	65.2	63.3	65.7	63.3	230.20	30.31	6977.36
2006/11/16	02:45:00	1216.2	924.4	260.7	288.2	246.6	242.2	535.6	1274.6	244.2	240.1	216.0	238.1	65.5	62.8	66.0	63.2	230.10	30.30	6972.03
2006/11/16	02:46:00	1216.8	923.3	260.6	287.4	246.8	242.4	533.9	1293.6	244.5	240.1	216.2	238.2	65.2	64.1	65.6	63.2	230.20	30.31	6977.36
2006/11/16	02:47:00	1216.3	921.9	260.7	286.5	246.9	242.7	534.1	1384.0	245.3	240.2	216.2	238.2	65.6	63.4	66.3	63.7	230.20	30.31	6979.66
2006/11/16	02:48:00	1216.3	920.5	260.6	288.0	246.5	242.7	535.4	1383.5	244.2	239.8	216.2	238.2	65.0	63.4	65.6	63.4	230.20	30.31	6979.66
2006/11/16	02:49:00	1215.9	920.1	260.7	287.4	246.0	242.2	533.6	1366.1	244.7	240.2	216.2	238.2	65.3	64.1	65.7	63.8	230.20	30.31	6977.36
2006/11/16	02:50:00	1216.8	919.6	260.7	288.2	247.0	242.4	534.2	1378.5	244.7	240.2	216.2	238.2	65.5	63.1	65.8	63.8	230.20	30.31	6979.66
2006/11/16	02:51:00	1215.9	921.5	260.6	286.7	246.6	242.4	535.9	1369.3	244.8	240.1	216.4	238.2	65.7	63.6	66.2	63.7	230.10	30.32	6976.63
2006/11/16	02:52:00	1216.2	923.4	260.7	287.6	246.6	242.4	535.9	1369.3	244.8	239.8	216.0	238.2	65.3	62.8	65.7	63.7	230.20	30.31	6977.36
2006/11/16	02:53:00	1215.9	920.4	260.8	287.8	246.8	242.4	535.2	1375.9	244.5	240.1	216.2	238.2	65.7	63.0	65.9	63.6	230.20	30.31	6977.36
2006/11/16	02:54:00	1216.3	921.2	260.7	287.9	247.0	242.7	534.8	1383.2	244.4	239.8	216.2	238.2	65.6	63.2	66.1	63.4	230.20	30.31	6977.36
2006/11/16	02:55:00	1215.8	922.3	260.8	287.6	246.7	242.7	533.7	1380.5	244.2	240.0	216.2	238.2	65.6	63.4	65.8	63.5	230.30	30.31	6980.39
2006/11/16	02:56:00	1216.4	921.6	260.8	288.2	247.4	242.9	536.7	1376.4	245.0	240.1	216.2	238.2	65.7	63.6	66.3	63.4	230.20	30.31	6977.36
2006/11/16	02:57:00	1215.8	921.9	260.9	287.5	247.0	242.2	534.7	1394.5	244.5	239.9	216.2	238.2	65.6	63.3	65.7	63.1	230.20	30.31	6979.66
2006/11/16	02:58:00	1215.8	920.0	260.8	287.9	246.8	242.7	533.1	1385.7	244.5	240.0	216.2	238.2	65.4	64.1	65.5	63.3	230.20	30.32	6979.66
2006/11/16	02:59:00	1215.8	923.6	260.7	287.8	246.9	242.9	535.5	1389.2	244.5	239.5	216.4	238.3	65.7	62.6	65.7	63.3	230.20	30.31	6977.36
2006/11/16	03:00:00	1215.9	920.4	260.9	287.7	246.3	242.7	534.4	1398.7	244.0	240.1	216.4	238.2	65.5	62.6	65.9	63.5	230.10	30.30	6972.03
2006/11/16	03:01:00	1216.1	920.9	260.9	288.1	246.5	242.9	535.2	1387.7	244.9	240.1	216.4	238.3	65.7	64.0	65.9	63.8	230.20	30.31	6977.36
2006/11/16	03:02:00	1214.7	923.2	260.9	287.8	246.7	242.9	535.0	1415.9	244.2	240.1	216.5	238.4	65.8	63.4	65.9	63.5	230.10	30.31	6976.63
2006/11/16	03:03:00	1215.4	918.4	260.9	288.0	246.3	242.5	533.2	1426.6	244.5	240.0	216.5	238.4	64.8	63.4	65.8	63.4	230.20	30.31	6979.66
2006/11/16	03:04:00	1215.6	920.4	260.9	287.2	246.8	242.7	534.7	1420.2	245.0	240.2	216.5	238.4	66.0	63.5	66.4	64.0	230.20	30.31	6977.36
2006/11/16	03:05:00	1216.1	923.8	260.8	286.8	246.8	242.7	534.4	1425.0	245.0	240.2	216.5	238.4	65.4	63.3	66.2	63.5	230.20	30.30	6975.06
2006/11/16	03:06:00	1215.1	922.9	261.2	286.8	247.1	242.9	534.9	1439.7	245.1	240.2	216.5	238.4	65.7	62.8	65.9	63.			

Heat Rise Test 1st Run

Date	Time	TC1	TC2	TC3	TC4	TC5	TC6	TC7	TC8	TC9	TC10	TC11	TC12	TC13	TC14	TC15	TC16	VDC	Amps	Watts
2006/11/16	03:09:00	1215.6	921.4	261.1	288.5	246.9	242.1	534.8	1436.7	245.1	240.2	216.5	238.4	65.8	63.1	66.0	63.7	230.20	30.31	6977.36
2006/11/16	03:10:00	1215.6	922.0	261.1	288.2	246.8	242.7	535.7	1432.8	245.1	240.2	216.4	238.4	65.9	62.8	66.3	63.8	230.20	30.31	6977.36
2006/11/16	03:11:00	1215.1	922.6	260.9	288.1	247.2	241.9	535.6	1415.0	244.8	240.1	216.5	238.4	65.5	62.6	65.7	63.7	230.10	30.31	6974.33
2006/11/16	03:12:00	1215.1	924.0	261.3	287.5	246.4	242.9	534.4	1383.7	244.5	240.3	216.5	238.4	65.7	62.6	66.6	63.8	230.20	30.31	6977.36
2006/11/16	03:13:00	1215.2	922.1	261.3	287.5	246.9	242.9	536.1	1396.6	245.5	240.3	216.4	238.4	65.1	64.1	65.9	63.9	230.20	30.31	6977.36
2006/11/16	03:14:00	1216.1	919.7	261.2	288.1	247.0	243.2	535.7	1405.3	245.6	240.4	216.4	238.4	65.3	62.8	66.1	64.2	230.20	30.31	6977.36
2006/11/16	03:15:00	1215.5	922.7	261.1	288.6	246.4	243.2	535.6	1401.7	245.2	240.4	216.5	238.4	65.5	63.4	66.3	63.8	230.20	30.31	6977.36
2006/11/16	03:16:00	1215.4	922.9	261.1	287.8	247.2	242.5	536.5	1382.7	245.1	240.3	216.5	238.4	65.5	63.1	66.2	63.7	230.20	30.31	6977.36
2006/11/16	03:17:00	1215.4	921.0	261.3	287.4	246.7	243.2	536.1	1391.9	245.1	240.3	216.7	238.4	65.7	63.2	65.8	63.6	230.20	30.31	6977.36
2006/11/16	03:18:00	1215.0	921.2	261.2	288.6	247.2	243.2	534.9	1405.9	244.6	240.3	216.7	238.5	65.5	62.8	65.9	63.3	230.20	30.31	6977.36
2006/11/16	03:19:00	1216.1	920.5	261.2	288.2	247.6	243.4	535.9	1375.1	245.1	240.4	216.7	238.5	65.6	62.8	65.9	63.9	230.20	30.31	6977.36
2006/11/16	03:20:00	1215.0	924.3	261.3	287.7	246.8	243.5	536.1	1352.7	244.6	240.4	216.7	238.5	65.4	64.0	65.7	63.6	230.20	30.31	6977.36
2006/11/16	03:21:00	1215.0	922.6	261.3	288.4	247.1	243.0	535.5	1346.5	244.7	240.4	216.7	238.5	65.4	63.4	65.8	63.7	230.20	30.31	6977.36
2006/11/16	03:22:00	1215.5	919.6	261.2	288.1	247.1	243.0	534.8	1356.1	245.0	240.0	216.7	238.5	65.7	62.8	66.2	63.7	230.10	30.31	6976.63
2006/11/16	03:23:00	1215.6	921.2	261.1	288.4	246.9	243.0	535.2	1340.5	245.0	240.1	216.7	238.5	65.6	63.3	65.9	63.7	230.20	30.31	6977.36
2006/11/16	03:24:00	1216.8	920.4	261.4	287.5	246.9	243.4	535.0	1338.5	245.7	240.3	216.7	238.5	65.0	64.2	66.1	63.9	230.20	30.32	6979.66
2006/11/16	03:25:00	1215.6	920.6	261.3	288.1	247.2	243.5	534.9	1284.1	245.0	240.4	216.7	238.5	65.6	63.8	66.3	63.4	230.20	30.31	6977.36
2006/11/16	03:26:00	1215.8	922.9	261.3	287.6	246.9	242.9	536.8	1254.6	244.7	240.6	216.7	238.6	65.5	63.4	66.2	63.2	230.20	30.31	6977.36
2006/11/16	03:27:00	1214.8	922.4	261.2	287.6	247.1	243.2	535.2	1203.6	245.3	240.3	216.7	238.6	65.6	63.1	66.0	63.8	230.20	30.30	6975.06
2006/11/16	03:28:00	1215.8	920.8	261.4	287.4	246.5	243.2	535.8	1208.9	244.5	240.4	217.0	238.6	65.6	63.0	66.0	63.7	230.10	30.29	6969.73
2006/11/16	03:29:00	1215.8	920.8	261.4	286.8	246.9	243.4	534.4	1200.2	245.4	240.3	216.9	238.6	65.5	63.6	65.9	63.8	230.20	30.31	6977.36
2006/11/16	03:30:00	1216.3	919.6	261.3	288.1	247.1	243.4	533.2	1297.6	245.3	240.3	216.7	238.7	65.5	63.1	65.7	63.9	230.20	30.31	6977.36
2006/11/16	03:31:00	1215.8	922.3	261.4	288.3	246.6	242.9	536.3	1253.1	244.6	240.4	217.0	238.7	65.6	63.6	66.3	63.8	230.20	30.31	6977.36
2006/11/16	03:32:00	1215.7	921.2	261.4	287.4	247.6	243.2	535.4	1285.5	244.7	240.3	217.0	238.6	65.5	63.3	66.3	63.6	230.20	30.31	6977.36
2006/11/16	03:33:00	1215.6	918.7	261.4	287.8	246.6	243.2	535.4	1282.3	245.0	240.3	216.7	238.6	65.4	63.0	66.1	63.4	230.20	30.30	6975.06
2006/11/16	03:34:00	1216.5	921.5	261.3	287.7	247.0	243.0	535.2	1284.6	244.8	240.2	216.9	238.6	65.7	63.0	66.3	63.2	230.20	30.32	6979.66
2006/11/16	03:35:00	1215.7	922.6	261.3	287.7	247.0	242.9	536.9	1287.9	244.9	240.3	217.0	238.6	65.4	63.9	65.9	63.2	230.20	30.31	6979.66
2006/11/16	03:36:00	1215.2	922.1	261.4	287.3	246.9	242.9	535.3	1287.7	245.0	240.4	216.9	238.7	65.4	63.8	66.3	63.5	230.20	30.31	6977.36
2006/11/16	03:37:00	1215.5	922.1	261.6	288.6	247.3	243.9	536.7	1295.8	245.1	240.4	216.9	238.7	65.6	62.8	66.0	63.8	230.20	30.31	6979.66
2006/11/16	03:38:00	1215.4	919.6	261.6	288.1	247.2	243.5	534.5	1308.7	245.3	240.2	217.0	238.7	65.9	63.1	66.4	63.9	230.20	30.31	6977.36
2006/11/16	03:39:00	1215.9	920.8	261.6	288.0	246.5	243.8	537.1	1310.6	245.4	240.7	217.0	238.8	65.8	62.8	66.6	64.0	230.20	30.30	6975.06
2006/11/16	03:40:00	1215.7	920.6	261.6	287.7	247.0	243.5	536.0	1314.3	245.0	240.4	217.0	238.8	65.7	63.5	66.0	63.6	230.20	30.31	6977.36
2006/11/16	03:41:00	1215.7	919.0	261.6	287.5	247.2	243.4	535.3	1294.0	245.3	240.4	217.0	238.9	65.6	63.5	66.2	64.0	230.20	30.31	6977.36
2006/11/16	03:42:00	1215.6	921.3	261.4	288.5	247.6	243.7	535.9	1304.0	244.8	240.4	217.0	238.8	65.7	63.2	66.2	63.4	230.20	30.31	6979.66
2006/11/16	03:43:00	1215.1	922.4	260.9	288.1	247.2	243.7	535.4	1317.8	245.0	240.4	216.9	238.8	65.6	63.0	65.9	63.3	230.20	30.31	6979.66
2006/11/16	03:44:00	1216.1	922.6	261.6	288.5	246.5	243.2	535.2	1318.5	245.6	240.4	216.9	238.7	65.7	63.0	65.9	63.5	230.20	30.31	6977.36
2006/11/16	03:45:00	1215.9	924.0	261.4	288.0	246.7	243.4	537.0	1299.3	244.9	240.4	217.0	238.8	65.5	64.3	66.1	63.5	230.20	30.31	6977.36
2006/11/16	03:46:00	1215.2	923.0	261.4	289.1	247.0	243.5	536.5	1313.7	245.0	240.6	217.0	238.7	65.2	63.2	66.0	63.2	230.20	30.31	6979.66
2006/11/16	03:47:00	1214.9	920.1	261.6	287.4	247.7	243.7	536.8	1305.2	245.5	240.4	216.9	238.7	65.3	63.2	66.3	63.8	230.20	30.31	6977.36
2006/11/16	03:48:00	1215.2	919.4	261.7	287.8	247.1	243.4	535.6	1324.3	245.3	240.4	216.7	238.8	65.8	63.1	65.8	63.5	230.20	30.30	6978.09
2006/11/16	03:49:00	1215.0	921.4	261.4	288.4	247.6	243.7	535.2	1343.6	244.6	240.3	216.9	238.8	65.4	63.0	65.9	63.5	230.20	30.31	6979.66
2006/11/16	03:50:00	1214.9	924.6	261.7	288.6	246.7	243.7	535.2	1307.4	244.8	240.4	217.0	238.9	64.8	64.6	66.2	63.6	230.20	30.29	6975.79
2006/11/16	03:51:00	1215.0	921.0	261.4	288.1	247.8	243.7	534.7	1333.5	244.9	240.3	216.7	238.9	65.5	63.5	65.9	63.3	230.20	30.32	6979.66
2006/11/16	03:52:00	1215.9	924.5	261.8	288.2	247.3	243.8	536.2	1332.7	245.4	240.6	216.9	238.8	65.3	63.2	66.2	63.3	230.00	30.28	6964.40
2006/11/16	03:53:00	1215.5	924.6	261.8	288.4	247.7	243.5	536.2	1288.3	245.4	240.3	216.7	238.8	65.3	63.6	66.0	63.2	230.20	30.31	6979.66
2006/11/16	03:54:00	1215.2	920.4	261.4	287.6	247.2	244.2	536.1	1324.9	245.2	240.7	216.7	238.8	66.0	63.7	66.3	63.5	230.10	30.31	6974.33
2006/11/16	03:55:00	1216.4	918.4	261.6	287.8	247.4	243.8	536.0	1273.8	245.3	240.2	216.9	238.8	65.3	63.6	65.7	63.4	230.20	30.31	6977.36
2006/11/16	03:56:00	1215.1	921.5	261.7	288.5	246.9	243.7	536.7	1242.5	245.1	240.4	217.0	238.8	65.6	63.4	65.8	63.4	230.20	30.31	6977.36
2006/11/16	03:57:00	1215.1	924.4	261.7	288.4	247.0	243.9	537.3	1238.5	244.9	240.6	217.0	238.8	65.6	64.0	66.0	63.3	230.20	30.31	6979.66
2006/11/16	03:58:00	1215.0	923.5	261.7	288.3	247.2	243.7	534.4	1044.0	245.4	240.4	217.0	238.8	65.6	62.8	65.8	63.5	230.20	30.31	6977.36
2006/11/16	03:59:00	1214.4	921.5	261.7	288.1	247.1	243.8	535.6	1043.4	244.8	240.6	217.0	238.9	65.6	62.8	66.0	63.4	230.20	30.31	6977.36
2006/11/16	04:00:00	1215.4	923.9	261.6	288.2	246.7	243.7	536.3	1011.8	245.2	240.4	217.0	238.9	65.4	63.3	65.8	63.8	230.20	30.31	6977.36
2006/11/16	04:01:00	1215.6	920.9	261.4	288.4	247.4	243.7	536.6	1020.2	245.1	240.2	217.0	239.0	65.3	63.4	65.8	63.3	230.20	30.31	6979.66
2006/11/16	04:02:00	1215.6	920.8	261.7	288.7	246.8	244.0	535.7	707.3	245.1	240.7	217.0	239.0	65.4	63.6	66.2	63.5	230.20	30.31	6979.66
2006/11/16	04:03:00	1215.9	921.9	261																

Heat Rise Test

1st Run

		TC1	TC2	TC3	TC4	TC5	TC6	TC7	TC8	TC9	TC10	TC11	TC12	TC13	TC14	TC15	TC16	VDC	Amps	Watts
Date	Time																			
2006/11/16	04:05:00	1217.3	921.3	261.9	287.4	247.6	244.2	538.1	746.3	245.3	240.9	217.0	239.0	65.8	63.2	66.0	63.5	230.20	30.30	6977.36
2006/11/16	04:06:00	1215.6	922.4	261.6	288.7	247.0	243.7	535.0	717.5	245.3	240.3	217.0	239.0	65.5	62.4	66.1	63.5	230.20	30.31	6977.36
2006/11/16	04:07:00	1215.1	922.1	261.9	289.3	247.3	243.9	535.3	735.8	245.7	240.8	217.0	239.0	65.8	62.6	66.4	63.9	230.20	30.31	6979.66
2006/11/16	04:08:00	1213.8	920.6	261.9	289.0	247.6	244.3	536.3	755.3	246.1	240.7	217.0	239.1	65.4	63.5	65.8	63.7	230.20	30.32	6979.66
2006/11/16	04:09:00	1214.4	918.7	261.9	288.4	247.3	243.5	535.7	728.9	245.6	240.9	217.0	239.1	65.2	63.6	66.1	63.5	230.10	30.31	6974.33
2006/11/16	04:10:00	1215.5	922.6	261.9	288.1	246.8	243.5	535.3	705.2	245.1	240.7	217.0	239.1	65.3	63.3	65.8	63.5	230.20	30.31	6977.36
2006/11/16	04:11:00	1214.4	922.4	261.8	288.8	247.3	243.5	536.4	825.9	244.9	240.6	217.0	239.0	65.8	62.8	66.0	63.4	230.20	30.31	6977.36
2006/11/16	04:12:00	1214.6	923.8	261.8	289.1	247.5	244.0	536.5	809.2	245.1	240.4	217.0	239.1	65.9	62.6	66.1	63.7	230.20	30.31	6977.36
2006/11/16	04:13:00	1214.5	921.5	261.9	288.7	247.8	243.7	536.2	834.3	245.3	240.4	217.0	239.1	65.5	63.0	65.8	63.5	230.20	30.31	6977.36
2006/11/16	04:14:00	1216.3	923.5	262.1	288.5	247.6	243.7	537.0	719.1	245.6	240.9	217.2	239.1	65.7	63.0	65.9	63.8	230.20	30.31	6979.66
2006/11/16	04:15:00	1215.9	922.9	262.1	287.9	246.9	244.3	537.0	867.2	245.2	240.9	217.2	239.1	65.7	63.7	65.9	63.2	230.20	30.31	6977.36
2006/11/16	04:16:00	1216.8	923.3	261.9	288.7	247.7	244.2	538.2	880.9	245.3	240.7	217.0	239.1	65.8	63.1	66.2	63.2	230.20	30.31	6977.36
2006/11/16	04:17:00	1217.2	918.9	262.2	288.0	247.5	244.3	537.2	954.8	245.3	240.9	217.0	239.2	65.2	64.1	66.1	63.2	230.20	30.31	6977.36
2006/11/16	04:18:00	1217.3	921.8	262.2	288.5	247.9	244.3	537.7	963.8	245.3	240.8	217.0	239.1	65.3	63.5	66.0	63.1	230.20	30.31	6977.36
2006/11/16	04:19:00	1216.6	921.3	262.1	287.5	248.2	244.3	536.4	963.5	245.3	240.6	217.0	239.1	65.1	63.3	65.7	63.0	230.20	30.31	6977.36
2006/11/16	04:20:00	1216.9	921.1	262.1	287.4	247.6	244.0	537.7	956.8	245.5	240.4	217.2	239.1	65.7	62.8	66.1	63.3	230.20	30.31	6977.36
2006/11/16	04:21:00	1216.3	922.0	261.8	287.6	247.1	243.9	538.1	956.8	245.0	240.6	217.3	239.2	65.5	63.2	65.8	63.2	230.20	30.31	6977.36
2006/11/16	04:22:00	1215.4	924.1	262.2	288.9	248.1	244.3	535.8	954.3	245.5	240.8	217.0	239.2	65.4	63.6	66.1	63.6	230.20	30.31	6979.66
2006/11/16	04:23:00	1215.4	922.4	262.2	287.6	247.9	244.3	537.7	955.2	245.3	240.9	217.2	239.2	65.5	63.6	66.2	63.5	230.20	30.31	6977.36
2006/11/16	04:24:00	1215.7	922.1	262.2	288.2	247.5	244.2	536.9	956.1	245.7	240.9	217.2	239.2	65.3	63.2	66.0	63.2	230.20	30.31	6977.36
2006/11/16	04:25:00	1215.9	922.0	262.1	288.2	247.7	244.2	536.7	965.7	245.8	241.1	217.2	239.3	65.7	63.0	66.1	63.5	230.20	30.31	6977.36
2006/11/16	04:26:00	1216.2	921.0	262.2	287.7	247.4	244.3	536.7	959.9	245.6	240.4	217.0	239.3	65.6	63.8	66.0	63.9	230.20	30.31	6979.66
2006/11/16	04:27:00	1215.4	923.1	262.2	287.9	247.9	244.6	537.6	951.0	245.8	241.3	217.2	239.3	65.8	66.0	65.9	63.8	230.20	30.31	6977.36
2006/11/16	04:28:00	1214.9	922.1	262.4	289.1	247.8	244.2	537.9	947.2	245.8	241.2	217.3	239.3	65.3	64.6	66.1	63.7	230.20	30.30	6975.06
2006/11/16	04:29:00	1215.2	921.2	262.4	288.9	247.6	244.4	537.7	949.1	245.4	240.9	217.2	239.4	65.7	63.8	66.1	63.7	230.20	30.31	6977.36
2006/11/16	04:30:00	1215.4	922.9	262.4	289.3	247.8	244.3	538.2	945.7	245.4	240.9	217.2	239.3	65.3	63.6	66.4	63.6	230.20	30.31	6977.36
2006/11/16	04:31:00	1215.7	923.6	262.2	288.3	247.9	244.6	537.7	943.2	245.3	240.8	217.2	239.3	65.7	63.3	66.2	63.6	230.20	30.31	6979.66
2006/11/16	04:32:00	1215.0	921.2	262.1	289.3	247.2	244.3	538.1	938.8	245.5	240.9	217.2	239.4	65.7	64.4	66.0	63.5	230.20	30.31	6979.66
2006/11/16	04:33:00	1215.8	922.3	262.4	289.4	247.4	244.6	537.4	952.6	245.4	240.9	217.5	239.4	66.0	63.9	66.8	63.9	230.20	30.31	6977.36
2006/11/16	04:34:00	1216.1	918.6	262.2	288.3	247.2	244.7	536.4	1003.4	245.4	240.9	217.5	239.4	65.9	63.9	66.6	63.4	230.20	30.31	6979.66
2006/11/16	04:35:00	1216.6	919.4	262.4	287.8	247.1	244.4	535.9	1007.6	245.8	240.9	217.3	239.4	65.6	65.2	66.4	63.7	230.20	30.31	6979.66
2006/11/16	04:36:00	1217.1	919.4	262.4	289.0	248.2	244.4	536.9	997.5	246.0	240.9	217.5	239.4	65.4	63.3	66.2	63.6	230.20	30.31	6979.66
2006/11/16	04:37:00	1216.2	922.4	262.4	287.6	247.9	244.6	535.9	985.8	245.3	241.1	217.7	239.4	65.9	64.6	66.2	63.5	230.20	30.31	6979.66
2006/11/16	04:38:00	1215.2	921.2	262.4	289.0	247.4	245.0	537.7	986.8	245.9	241.2	217.5	239.4	64.8	64.1	66.1	64.2	230.20	30.32	6979.66
2006/11/16	04:39:00	1215.0	922.0	262.2	288.7	247.4	244.3	535.3	973.8	245.5	240.6	217.5	239.4	66.4	64.6	66.3	64.0	230.20	30.31	6979.66
2006/11/16	04:40:00	1216.6	918.2	262.4	288.3	247.7	244.7	535.6	978.7	245.6	240.9	217.7	239.4	65.7	64.8	66.2	63.6	230.20	30.31	6977.36
2006/11/16	04:41:00	1216.6	917.8	262.4	287.8	247.5	244.4	536.7	1004.0	245.5	240.9	217.3	239.4	65.6	64.2	66.2	63.7	230.20	30.31	6979.66
2006/11/16	04:42:00	1216.2	917.8	262.4	288.9	247.7	244.5	536.6	1013.0	245.1	240.9	217.5	239.4	65.4	63.3	66.0	63.5	230.20	30.31	6977.36
2006/11/16	04:43:00	1215.8	920.2	262.4	288.9	247.2	244.5	537.1	1017.8	245.8	240.9	217.5	239.4	65.7	63.6	66.2	63.4	230.20	30.31	6977.36
2006/11/16	04:44:00	1215.6	921.6	262.4	288.7	247.9	244.6	536.9	949.9	245.7	240.9	217.7	239.5	65.6	64.0	66.4	63.5	230.20	30.31	6979.66
2006/11/16	04:45:00	1215.7	921.8	262.4	288.2	247.1	244.5	537.2	958.3	245.5	240.9	217.5	239.5	65.6	63.6	66.1	63.2	230.20	30.31	6979.66
2006/11/16	04:46:00	1215.6	924.0	262.6	288.7	246.6	244.2	538.4	1002.8	246.0	240.8	217.7	239.5	65.7	63.2	66.3	63.8	230.20	30.31	6977.36
2006/11/16	04:47:00	1215.6	920.2	262.4	288.8	247.9	244.0	538.2	997.1	245.5	240.9	217.5	239.5	65.3	63.6	66.2	63.8	230.20	30.31	6977.36
2006/11/16	04:48:00	1215.2	920.7	262.4	287.9	247.9	244.6	536.2	978.1	245.6	240.9	217.5	239.5	66.0	63.9	66.6	63.8	230.20	30.31	6977.36
2006/11/16	04:49:00	1215.2	922.4	262.6	289.3	248.1	244.5	536.5	936.9	245.3	240.4	217.3	239.5	65.6	63.9	66.3	63.6	230.20	30.31	6977.36
2006/11/16	04:50:00	1215.4	921.2	262.4	288.1	247.9	244.4	537.0	927.4	245.4	240.8	217.5	239.5	65.3	63.4	66.0	63.2	230.20	30.31	6977.36
2006/11/16	04:51:00	1215.5	924.1	262.6	288.6	247.6	244.5	537.0	953.6	245.6	240.9	217.5	239.5	65.7	62.6	65.9	63.2	230.20	30.31	6979.66
2006/11/16	04:52:00	1214.9	923.2	262.7	289.3	248.4	245.0	536.4	922.3	245.5	240.9	217.5	239.6	65.5	63.8	66.4	63.3	230.20	30.31	6979.66
2006/11/16	04:53:00	1214.4	922.1	262.7	288.9	247.6	245.2	536.4	913.7	245.8	241.2	217.5	239.5	65.5	65.2	66.3	64.0	230.20	30.31	6977.36
2006/11/16	04:54:00	1214.5	924.6	262.2	288.7	247.9	244.6	537.0	922.1	245.8	241.1	217.5	239.5	65.9	63.7	65.9	64.1	230.20	30.30	6975.06
2006/11/16	04:55:00	1216.4	920.4	262.2	288.7	247.6	244.6	537.2	647.6	245.6	240.7	217.3	239.6	65.4	63.9	66.2	63.7	230.20	30.31	6979.66
2006/11/16	04:56:00	1215.7	917.9	262.7	288.9	247.5	245.0	536.9	526.2	245.7	241.1	217.5	239.6	65.9	66.6	66.6	63.9	230.20	30.31	6977.36
2006/11/16	04:57:00	1215.7	920.9	262.7	288.3	247.6	245.1	537.2	544.3	245.6	241.3	217.7	239.6	66.0	64.6	66.3	63.6	230.20	30.31	6977.36
2006/11/16	04:58:00	1215.1	921.7	262.7	288.4	247.1	245.1	536.8	548.3	246.3	241.3	2								

Heat Rise Test

1st Run

Date	Time	TC1	TC2	TC3	TC4	TC5	TC6	TC7	TC8	TC9	TC10	TC11	TC12	TC13	TC14	TC15	TC16	VDC	Amps	Watts
2006/11/16	05:01:00	1215.9	920.7	262.9	288.9	247.9	244.8	538.2	782.7	246.0	241.4	217.7	239.7	65.5	65.8	66.0	63.5	230.20	30.31	6977.36
2006/11/16	05:02:00	1215.9	925.3	263.0	288.7	247.6	245.2	537.4	809.0	246.1	241.4	217.7	239.7	65.6	66.6	66.2	64.0	230.20	30.31	6977.36
2006/11/16	05:03:00	1215.1	920.6	262.9	288.6	247.8	244.9	536.3	661.9	246.1	241.6	217.8	239.6	66.2	66.2	66.6	63.8	230.20	30.31	6977.36
2006/11/16	05:04:00	1215.8	919.7	262.9	288.9	247.8	244.8	537.1	891.9	246.0	241.2	217.8	239.8	66.2	65.8	66.4	63.9	230.20	30.31	6977.36
2006/11/16	05:05:00	1215.5	921.3	262.7	288.5	248.1	245.3	536.4	947.6	246.0	241.3	218.0	239.7	65.8	65.4	66.1	63.8	230.20	30.31	6977.36
2006/11/16	05:06:00	1215.1	922.7	262.7	288.8	248.1	245.3	537.3	973.6	245.9	241.4	218.0	239.7	65.8	63.7	66.1	63.7	230.20	30.31	6977.36
2006/11/16	05:07:00	1215.2	922.1	262.9	289.1	248.4	244.9	537.1	982.3	246.1	241.4	217.8	239.8	66.0	64.1	66.2	63.9	230.20	30.31	6977.36
2006/11/16	05:08:00	1215.5	919.9	262.9	289.2	247.3	245.4	538.1	917.5	245.5	241.4	218.0	239.8	65.7	64.6	66.4	63.4	230.20	30.32	6979.66
2006/11/16	05:09:00	1214.4	921.9	262.6	289.4	247.4	244.9	538.2	861.2	245.7	241.3	218.0	239.8	65.6	65.3	66.2	63.4	230.20	30.31	6979.66
2006/11/16	05:10:00	1215.1	921.1	262.9	288.3	247.9	245.3	537.9	805.2	246.1	241.4	217.8	239.8	65.8	67.2	66.4	63.9	230.20	30.31	6977.36
2006/11/16	05:11:00	1215.4	921.4	262.9	289.3	247.9	245.0	536.1	810.0	246.3	241.6	218.0	239.8	66.0	67.6	66.3	64.0	230.10	30.29	6969.73
2006/11/16	05:12:00	1215.9	920.5	263.2	289.1	247.7	245.2	536.6	828.9	246.2	241.9	218.0	239.8	65.7	65.6	66.4	63.9	230.20	30.31	6977.36
2006/11/16	05:13:00	1216.4	923.8	262.9	289.3	247.6	245.0	537.4	852.9	246.6	241.6	218.0	239.8	65.7	64.0	66.2	63.9	230.20	30.32	6979.66
2006/11/16	05:14:00	1216.3	922.1	262.9	288.9	246.9	245.5	537.7	798.4	246.8	242.1	217.8	239.9	64.8	65.8	66.0	64.2	230.20	30.31	6977.36
2006/11/16	05:15:00	1215.1	920.2	263.2	289.0	247.7	245.5	537.3	811.7	246.3	241.7	218.0	239.9	65.6	67.0	66.4	64.1	230.20	30.31	6977.36
2006/11/16	05:16:00	1216.1	919.6	263.2	288.9	247.9	245.7	536.9	954.8	246.3	241.9	218.0	239.9	65.5	65.9	66.4	64.1	230.20	30.31	6977.36
2006/11/16	05:17:00	1214.4	923.0	263.2	289.3	248.7	245.4	538.4	941.3	246.7	241.9	218.0	239.8	65.8	65.2	66.3	64.1	230.20	30.31	6977.36
2006/11/16	05:18:00	1214.8	923.2	263.2	289.4	247.5	244.9	537.0	948.0	246.3	241.9	218.0	239.8	66.2	66.4	66.2	64.3	230.20	30.30	6975.06
2006/11/16	05:19:00	1215.6	923.3	263.2	289.6	247.9	245.3	537.0	961.0	246.7	241.9	218.0	239.9	65.3	67.5	66.6	64.3	230.20	30.30	6975.06
2006/11/16	05:20:00	1216.2	920.5	263.2	288.1	247.6	245.3	537.7	951.9	246.5	241.9	217.8	239.9	65.5	65.0	66.3	64.1	230.20	30.32	6979.66
2006/11/16	05:21:00	1215.8	920.9	262.9	288.2	247.9	245.1	537.7	963.8	246.6	241.7	218.0	239.9	65.6	64.1	66.2	63.8	230.20	30.31	6977.36
2006/11/16	05:22:00	1215.1	923.9	263.0	289.8	247.7	245.5	538.7	948.5	246.1	241.6	218.0	239.9	65.7	65.5	66.3	63.7	230.20	30.31	6977.36
2006/11/16	05:23:00	1216.2	922.9	263.2	288.5	247.3	245.6	538.4	982.8	246.4	241.9	218.0	240.0	66.0	66.4	66.4	64.6	230.20	30.31	6977.36
2006/11/16	05:24:00	1215.8	924.1	263.2	289.2	247.9	245.6	538.4	940.0	246.8	241.9	218.0	239.9	65.3	65.5	66.6	64.4	230.20	30.31	6979.66
2006/11/16	05:25:00	1215.1	923.7	263.0	288.7	248.2	245.2	538.2	951.3	246.7	242.4	218.0	239.9	64.8	64.6	65.9	64.3	230.20	30.31	6977.36
2006/11/16	05:26:00	1215.5	919.0	263.2	289.9	247.8	245.2	536.9	899.0	246.5	241.9	218.2	239.9	65.3	67.0	66.4	64.0	230.20	30.31	6977.36
2006/11/16	05:27:00	1214.2	922.4	263.4	289.8	248.2	245.3	536.9	836.0	246.2	242.2	218.2	240.0	65.5	67.1	66.4	63.9	230.20	30.31	6977.36
2006/11/16	05:28:00	1214.6	920.6	263.4	289.4	247.8	245.0	537.2	830.5	246.9	241.7	218.0	239.9	65.8	64.6	66.3	63.8	230.20	30.31	6979.66
2006/11/16	05:29:00	1215.5	922.6	263.4	288.7	247.8	245.0	537.9	925.1	246.6	242.2	218.0	240.0	65.6	64.8	66.3	63.9	230.20	30.31	6977.36
2006/11/16	05:30:00	1215.7	920.2	263.2	288.4	248.2	244.9	537.0	854.2	246.8	242.1	218.0	240.0	65.6	64.1	66.2	63.8	230.20	30.31	6977.36
2006/11/16	05:31:00	1216.3	921.0	263.2	289.0	247.5	245.5	537.4	852.1	246.8	242.1	218.2	240.0	65.9	63.9	66.4	64.0	230.20	30.31	6979.66
2006/11/16	05:32:00	1216.8	923.0	263.2	288.2	247.6	245.5	537.6	906.2	246.5	242.2	218.2	240.1	65.5	64.8	66.6	63.8	230.20	30.31	6977.36
2006/11/16	05:33:00	1216.1	922.9	263.4	289.4	248.4	245.5	538.8	1067.2	246.6	242.2	218.2	240.1	66.0	65.7	66.4	63.9	230.20	30.32	6979.66
2006/11/16	05:34:00	1215.4	923.2	263.5	290.2	248.1	245.3	537.7	895.6	246.4	242.2	218.2	240.1	65.8	65.3	66.6	63.9	230.20	30.31	6977.36
2006/11/16	05:35:00	1215.5	921.1	263.4	289.8	248.4	245.2	537.3	881.1	246.3	242.1	218.2	240.1	65.5	64.8	66.1	64.0	230.20	30.31	6977.36
2006/11/16	05:36:00	1215.0	920.0	263.7	289.4	247.8	245.7	537.0	820.7	246.7	242.1	218.0	240.1	65.5	64.8	66.1	64.0	230.20	30.31	6979.66
2006/11/16	05:37:00	1216.9	920.9	263.4	289.6	248.1	245.5	538.8	909.3	246.7	242.2	218.2	240.1	65.3	64.8	66.3	64.1	230.20	30.31	6977.36
2006/11/16	05:38:00	1215.8	921.3	263.0	288.6	248.1	245.3	537.9	879.4	246.9	242.2	218.2	240.1	65.6	63.9	66.4	64.0	230.20	30.31	6977.36
2006/11/16	05:39:00	1215.9	919.9	263.0	289.9	248.3	245.4	536.9	969.5	246.7	242.2	218.2	240.1	65.8	64.3	66.4	63.7	230.20	30.31	6977.36
2006/11/16	05:40:00	1214.9	921.1	263.7	289.4	248.3	245.5	537.7	912.3	246.4	242.2	218.3	240.1	65.8	66.2	66.4	63.7	230.20	30.31	6977.36
2006/11/16	05:41:00	1215.0	922.4	263.5	289.4	247.6	245.8	538.2	893.9	246.2	242.2	218.3	240.1	65.7	66.6	66.4	63.7	230.20	30.31	6977.36
2006/11/16	05:42:00	1214.8	924.2	263.7	288.9	248.1	246.0	537.4	895.1	247.1	242.4	218.2	240.2	65.7	66.8	66.3	63.8	230.20	30.31	6977.36
2006/11/16	05:43:00	1215.9	917.9	263.7	288.6	248.1	245.2	538.9	947.6	246.6	242.2	218.2	240.2	65.8	64.4	66.6	63.9	230.20	30.31	6977.36
2006/11/16	05:44:00	1215.1	921.6	263.8	289.4	247.9	245.5	538.4	1033.8	246.4	242.4	218.5	240.3	66.2	66.3	66.4	64.1	230.10	30.30	6972.03
2006/11/16	05:45:00	1214.4	922.9	263.7	288.7	248.2	245.9	538.4	1020.7	246.8	242.4	218.5	240.3	66.4	66.0	66.3	64.1	230.20	30.31	6977.36
2006/11/16	05:46:00	1215.2	920.8	263.7	289.8	247.9	245.5	538.7	1029.0	246.7	242.2	218.5	240.2	66.1	65.2	66.3	63.8	230.20	30.31	6977.36
2006/11/16	05:47:00	1215.4	919.1	263.5	289.3	248.4	245.6	537.9	946.5	246.6	242.1	218.5	240.2	66.2	66.8	66.4	63.8	230.20	30.31	6977.36
2006/11/16	05:48:00	1215.4	921.4	263.7	290.1	248.2	245.6	539.4	853.2	246.7	241.9	218.3	240.2	66.0	65.6	66.2	64.0	230.20	30.31	6977.36
2006/11/16	05:49:00	1214.6	921.3	263.5	290.4	247.9	245.4	537.9	835.5	246.5	241.9	218.5	240.2	66.0	65.6	66.1	63.9	230.20	30.31	6979.66
2006/11/16	05:50:00	1214.7	923.4	263.7	290.2	247.8	245.6	539.9	820.2	246.5	242.2	218.5	240.3	66.0	67.6	66.6	64.1	230.20	30.31	6977.36
2006/11/16	05:51:00	1214.8	920.8	263.4	289.9	248.1	245.4	537.4	795.0	246.6	242.2	218.5	240.3	65.9	64.8	65.6	64.3	230.20	30.31	6977.36
2006/11/16	05:52:00	1213.8	924.1	263.7	289.9	248.3	246.1	537.4	797.3	246.8	242.5	218.5	240.2	66.3	64.1	65.9	63.9	230.20	30.31	6977.36
2006/11/16	05:53:00	1213.6	921.9	263.7	289.4	247.7	245.6	538.5	800.7	246.3	242.2	218.5	240.3	65.7	64.0	65.7	63.6	230.10	30.29	6969.73
2006/11/16	05:54:00	1214.5	921.8	263.4	289.4	248.1	246.0	537.7	809.0	246.8	242.2	218.7	240.3	66.0	63.9	66.1	63.8	230.20	30.31	6977.36
2006/11/16	05:55:00	1214.0	924.6	263.7	290															

Heat Rise Test 1st Run

Date	Time	TC1	TC2	TC3	TC4	TC5	TC6	TC7	TC8	TC9	TC10	TC11	TC12	TC13	TC14	TC15	TC16	VDC	Amps	Watts
2006/11/16	05:57:00	1215.1	922.6	263.5	289.8	248.7	245.4	537.7	758.7	246.6	242.1	218.5	240.3	65.5	63.7	66.4	63.6	230.10	30.30	6972.03
2006/11/16	05:58:00	1215.1	922.4	263.7	289.9	248.2	245.7	537.7	764.5	246.7	242.1	218.5	240.3	65.5	63.6	66.0	63.6	230.20	30.31	6977.36
2006/11/16	05:59:00	1215.1	921.3	263.5	289.1	248.3	246.0	537.1	761.1	246.8	242.2	218.3	240.4	65.9	65.7	66.1	64.0	229.90	30.28	6961.37
2006/11/16	06:00:00	1214.6	920.7	263.8	290.1	248.7	245.8	538.2	746.8	246.8	242.2	218.5	240.3	65.1	64.8	65.7	63.8	229.90	30.29	6963.67
2006/11/16	06:01:00	1214.2	920.8	263.8	289.2	248.1	246.1	537.4	712.6	247.1	242.1	218.5	240.3	65.2	64.4	66.3	64.0	230.20	30.31	6977.36
2006/11/16	06:02:00	1214.7	920.6	263.9	289.6	248.6	246.0	538.7	682.4	246.8	242.2	218.5	240.3	65.8	64.6	66.4	64.0	230.20	30.31	6977.36
2006/11/16	06:03:00	1214.5	922.1	263.8	289.0	248.6	245.9	537.2	694.7	246.7	242.2	218.5	240.3	66.1	65.7	66.4	64.0	230.20	30.31	6977.36
2006/11/16	06:04:00	1216.1	923.5	263.9	289.4	247.9	246.3	538.2	717.9	247.0	242.5	218.7	240.4	65.7	65.7	66.6	64.1	229.90	30.27	6959.07
2006/11/16	06:05:00	1216.6	924.3	264.0	289.2	247.9	245.6	538.2	651.3	247.2	242.4	218.5	240.3	65.7	66.0	66.6	64.1	230.00	30.28	6964.40
2006/11/16	06:06:00	1216.1	924.8	263.7	289.3	247.3	245.9	538.9	660.5	247.2	242.7	218.5	240.4	64.6	64.1	65.5	63.8	230.20	30.31	6977.36
2006/11/16	06:07:00	1215.1	921.7	263.7	289.7	248.9	246.1	537.7	698.6	247.4	242.7	218.2	240.3	64.8	65.6	65.3	63.6	230.20	30.31	6977.36
2006/11/16	06:08:00	1215.1	922.0	263.8	289.0	249.2	245.9	538.2	681.5	247.3	243.2	218.2	240.3	64.8	64.3	66.0	65.0	230.20	30.29	6975.79
2006/11/16	06:09:00	1214.7	922.6	263.7	288.8	248.3	245.8	536.8	672.3	247.5	242.7	218.5	240.4	65.5	63.9	66.3	65.0	230.20	30.31	6977.36
2006/11/16	06:10:00	1215.4	922.4	263.8	289.2	247.8	245.8	537.6	679.3	247.4	242.7	218.5	240.4	64.8	64.4	66.8	63.8	230.20	30.31	6977.36
2006/11/16	06:11:00	1216.2	923.3	264.0	289.9	248.4	245.8	537.4	664.3	246.7	242.9	218.7	240.4	65.3	65.1	66.8	63.9	230.20	30.31	6977.36
2006/11/16	06:12:00	1215.4	919.9	264.2	289.3	248.7	246.1	539.2	666.4	247.1	242.7	218.7	240.4	65.7	66.1	66.6	64.2	230.20	30.31	6977.36
2006/11/16	06:13:00	1214.2	923.7	263.9	289.9	248.1	246.3	539.2	684.7	247.0	242.9	218.7	240.4	65.8	66.3	66.6	64.0	230.20	30.31	6977.36
2006/11/16	06:14:00	1215.4	922.1	263.9	290.2	248.6	245.7	538.4	644.2	247.4	242.7	218.7	240.6	66.0	63.7	65.9	63.8	230.10	30.29	6969.73
2006/11/16	06:15:00	1215.0	921.7	264.2	289.6	248.4	246.1	539.0	638.1	247.1	242.9	218.7	240.6	65.5	66.8	66.4	64.0	230.20	30.31	6977.36
2006/11/16	06:16:00	1216.1	919.7	263.9	289.9	249.1	246.4	536.5	638.6	247.1	242.9	218.7	240.6	65.6	64.1	66.6	64.0	230.20	30.31	6977.36
2006/11/16	06:17:00	1215.2	921.6	264.2	290.2	247.8	245.6	537.7	672.3	247.1	242.9	218.8	240.6	65.9	65.1	66.1	63.9	230.20	30.31	6977.36
2006/11/16	06:18:00	1214.7	922.9	264.2	290.1	248.6	246.1	538.9	611.0	247.2	243.0	218.8	240.6	66.0	66.8	66.4	64.2	230.20	30.31	6977.36
2006/11/16	06:19:00	1214.6	923.3	264.2	289.9	248.9	246.1	539.5	627.6	247.3	243.0	219.0	240.6	66.1	65.1	66.6	64.0	230.10	30.30	6972.03
2006/11/16	06:20:00	1215.1	922.1	264.2	289.6	248.6	245.7	539.0	671.1	247.5	242.9	218.8	240.7	65.6	64.6	66.6	64.0	230.20	30.31	6977.36
2006/11/16	06:21:00	1215.2	919.9	264.2	288.7	248.4	246.4	536.8	662.5	247.5	243.0	219.0	240.7	66.0	65.9	66.6	64.1	230.20	30.31	6977.36
2006/11/16	06:22:00	1215.6	921.1	263.8	289.4	248.4	245.8	538.7	634.9	247.2	242.9	219.0	240.7	65.7	65.4	66.4	64.0	229.40	30.21	6930.17
2006/11/16	06:23:00	1215.8	922.6	264.2	289.9	248.9	245.7	537.7	705.0	247.2	242.7	219.0	240.7	65.9	66.4	66.1	64.0	230.20	30.31	6979.66
2006/11/16	06:24:00	1215.0	923.4	264.2	290.2	248.4	246.6	537.7	715.3	247.3	243.0	219.1	240.7	65.7	65.4	66.6	64.2	230.20	30.31	6977.36
2006/11/16	06:25:00	1214.5	922.7	264.3	290.2	248.3	246.5	539.3	710.5	247.0	242.7	218.8	240.7	66.0	67.3	66.8	64.2	230.20	30.30	6975.06
2006/11/16	06:26:00	1215.1	922.1	264.3	289.4	248.6	246.5	539.0	734.8	247.2	242.7	219.0	240.8	66.0	65.9	66.8	64.1	230.20	30.31	6979.66
2006/11/16	06:27:00	1215.1	922.3	264.3	289.2	248.1	246.6	539.2	652.1	247.6	242.7	219.0	240.7	65.9	67.1	66.8	64.6	230.20	30.31	6977.36
2006/11/16	06:28:00	1215.9	922.4	264.2	289.8	248.2	245.7	538.8	716.2	247.0	243.0	219.0	240.7	65.9	65.2	66.2	63.9	230.20	30.31	6977.36
2006/11/16	06:29:00	1214.5	924.0	264.2	289.9	248.4	246.0	538.2	690.3	247.2	243.0	219.1	240.7	65.9	65.7	66.4	64.0	230.20	30.31	6977.36
2006/11/16	06:30:00	1214.8	921.6	264.4	289.4	248.1	246.7	538.8	698.3	247.5	243.0	219.0	240.7	65.5	65.7	66.6	64.1	230.20	30.31	6977.36
2006/11/16	06:31:00	1215.1	924.3	264.0	289.7	248.7	246.3	539.4	699.8	247.3	242.9	219.1	240.8	66.2	66.4	66.6	64.1	230.20	30.31	6979.66
2006/11/16	06:32:00	1216.3	923.1	264.2	289.6	248.3	245.9	537.1	700.9	247.2	242.9	219.1	240.8	65.7	64.3	66.1	64.0	229.40	30.23	6934.76
2006/11/16	06:33:00	1215.7	922.7	264.2	289.0	249.1	245.7	538.7	672.0	246.9	242.5	219.0	240.8	65.9	64.6	66.1	64.1	230.20	30.31	6977.36
2006/11/16	06:34:00	1215.2	921.6	264.2	289.2	248.7	245.7	539.0	683.6	247.1	242.7	219.0	240.7	65.6	65.2	66.0	63.9	230.00	30.30	6969.00
2006/11/16	06:35:00	1215.9	923.4	264.2	289.2	248.3	246.3	538.4	746.1	246.9	242.7	219.1	240.7	65.9	66.6	66.2	64.0	230.20	30.31	6977.36
2006/11/16	06:36:00	1216.8	923.1	264.4	289.3	248.7	246.4	538.7	682.7	247.5	243.2	219.1	240.8	65.9	66.8	66.4	64.0	230.00	30.24	6964.27
2006/11/16	06:37:00	1215.1	924.2	264.2	290.1	248.7	246.4	540.1	733.1	247.0	242.9	219.2	240.7	66.0	65.6	66.6	63.7	230.20	30.31	6977.36
2006/11/16	06:38:00	1215.1	923.4	264.5	289.6	248.1	246.2	538.2	705.0	247.4	243.2	219.0	240.8	64.8	65.2	66.4	64.1	230.20	30.31	6977.36
2006/11/16	06:39:00	1214.4	921.9	264.5	290.6	248.4	246.5	537.9	725.7	247.2	243.2	219.1	240.8	65.0	66.8	66.6	64.0	230.20	30.31	6977.36
2006/11/16	06:40:00	1214.5	920.0	264.5	290.4	248.7	246.4	539.2	728.0	246.9	242.9	219.0	240.8	65.3	65.5	66.8	64.0	230.10	30.30	6972.03
2006/11/16	06:41:00	1216.9	923.2	264.2	289.9	248.9	245.9	537.9	755.2	247.3	243.2	219.1	240.8	65.9	65.1	66.4	63.7	230.20	30.30	6975.06
2006/11/16	06:42:00	1216.9	923.2	264.5	288.8	248.7	246.9	540.1	739.1	247.9	243.0	219.1	240.8	65.5	64.8	66.6	64.6	230.10	30.31	6974.33
2006/11/16	06:43:00	1215.5	920.1	264.5	290.1	248.1	246.9	538.1	751.0	247.9	243.0	219.1	240.8	65.5	63.4	66.8	64.8	230.20	30.28	6970.46
2006/11/16	06:44:00	1215.5	920.8	264.5	290.4	248.4	246.5	537.4	752.7	247.1	242.9	219.0	240.8	66.2	64.2	66.4	64.0	230.00	30.28	6964.40
2006/11/16	06:45:00	1216.3	919.9	264.3	290.2	249.2	246.2	538.1	763.7	247.4	242.9	219.0	240.7	66.1	63.8	66.4	64.0	230.20	30.31	6977.36
2006/11/16	06:46:00	1216.3	920.2	264.2	289.1	248.9	246.2	537.6	752.4	247.1	242.9	219.0	240.7	65.9	63.2	66.3	64.2	230.20	30.31	6979.66
2006/11/16	06:47:00	1216.9	920.5	264.0	289.1	248.3	246.0	538.2	753.3	247.2	242.7	219.0	240.7	65.9	63.3	66.6	64.3	229.40	30.21	6930.17
2006/11/16	06:48:00	1214.9	919.1	264.5	289.9	249.1	246.3	538.1	728.4	247.4	242.7	219.2	240.7	65.9	63.3	66.8	64.3	230.20	30.31	6977.36
2006/11/16	06:49:00	1214.9	920.1	264.5	289.2	248.9	246.0	539.7	745.5	247.1	242.7	219.1	240.8	65.8	63.6	66.8	63.9	230.20	30.31	6979.66
2006/11/16	06:50:00	1215.0	922.4	264.5	289.8	248.9	245.5	537.1	729.1	247.4	242.4	219.0	240.7	65.9	63.6	66.6	64.1	228.90	30.13	6896.76
2006/11/16	06:51:00	1215.8	921.8	264.6	289.7	248.7	246.3	537.7	734.7</											

Heat Rise Test 1st Run

Date	Time	TC1	TC2	TC3	TC4	TC5	TC6	TC7	TC8	TC9	TC10	TC11	TC12	TC13	TC14	TC15	TC16	VDC	Amps	Watts
2006/11/16	06:53:00	1215.4	922.4	264.3	289.9	248.9	245.6	537.9	762.2	247.0	242.7	219.0	240.6	65.6	63.8	66.1	63.9	230.20	30.31	6977.36
2006/11/16	06:54:00	1215.9	921.9	264.7	289.7	249.2	246.3	537.9	733.6	247.1	242.5	219.1	240.7	65.6	64.0	66.2	63.7	230.20	30.31	6979.66
2006/11/16	06:55:00	1214.9	922.7	264.4	290.7	248.9	246.3	539.0	737.9	247.4	242.7	219.1	240.7	66.0	63.5	66.4	63.7	230.20	30.31	6977.36
2006/11/16	06:56:00	1214.4	921.6	264.2	289.2	248.3	246.4	539.6	748.2	247.1	242.5	219.0	240.8	65.9	65.1	66.2	63.8	230.20	30.31	6977.36
2006/11/16	06:57:00	1216.1	920.9	264.6	289.3	248.9	246.2	538.9	733.0	247.5	242.7	219.0	240.8	65.8	63.6	66.3	64.1	230.20	30.31	6977.36
2006/11/16	06:58:00	1215.1	925.1	264.4	290.2	248.2	246.4	537.7	749.3	247.2	242.7	219.0	240.8	65.6	64.0	66.4	64.0	230.10	30.30	6972.03
2006/11/16	06:59:00	1215.8	921.0	264.4	289.4	248.4	246.3	538.2	747.4	247.0	242.7	219.0	240.9	65.9	64.1	66.3	64.2	230.10	30.31	6974.33
2006/11/16	07:00:00	1215.7	920.5	264.3	288.8	249.4	245.6	540.5	753.1	247.2	242.9	219.1	240.8	65.9	63.7	66.3	63.9	229.70	30.31	6962.21
2006/11/16	07:01:00	1215.9	919.1	264.7	289.9	249.2	245.7	539.2	737.6	247.4	242.5	219.1	240.8	66.3	63.7	66.6	64.2	229.30	30.23	6931.74
2006/11/16	07:02:00	1216.4	921.2	264.7	290.1	248.2	246.3	538.2	749.4	246.9	242.5	219.0	240.8	65.7	64.1	66.1	63.6	230.20	30.31	6977.36
2006/11/16	07:03:00	1215.9	920.5	264.5	289.8	248.4	246.3	537.7	734.7	246.9	242.4	219.0	240.8	65.7	65.1	65.8	63.6	229.60	30.31	6975.25
2006/11/16	07:04:00	1215.0	921.4	264.7	289.8	248.7	246.4	539.2	692.8	247.3	243.0	219.0	240.8	65.8	63.6	66.3	63.8	230.20	30.30	6975.06
2006/11/16	07:05:00	1214.5	924.4	264.7	290.4	247.9	246.1	539.4	703.9	247.4	242.9	219.0	240.8	65.7	64.2	66.0	63.9	230.00	30.31	6977.36
2006/11/16	07:06:00	1214.5	922.9	264.6	289.9	248.7	246.1	539.2	705.3	247.0	242.7	219.0	240.8	65.7	63.3	66.0	64.0	230.00	30.17	6945.13
2006/11/16	07:07:00	1216.1	923.0	264.3	289.9	248.7	246.0	536.0	729.3	247.1	242.7	219.1	240.8	66.1	63.1	66.3	63.9	229.70	30.26	6950.72
2006/11/16	07:08:00	1215.5	922.9	264.6	289.9	248.9	245.9	538.7	688.8	247.2	242.7	219.1	240.8	65.8	64.1	66.3	64.1	230.10	30.30	6972.03
2006/11/16	07:09:00	1214.1	922.0	264.6	289.4	248.7	246.3	538.4	694.1	247.0	242.5	219.1	240.9	65.6	65.8	66.2	63.9	230.20	30.31	6977.36
2006/11/16	07:10:00	1214.2	923.1	264.6	290.2	248.4	247.0	538.9	701.3	247.0	242.9	219.2	240.8	66.0	65.0	66.3	64.6	230.10	30.26	6962.83
2006/11/16	07:11:00	1214.7	921.4	264.6	291.2	248.3	246.1	539.4	639.0	246.9	242.7	219.1	240.9	65.7	63.3	66.3	64.2	227.80	30.07	6849.95
2006/11/16	07:12:00	1215.1	922.3	264.7	289.9	249.1	246.7	538.8	621.4	247.4	242.9	219.1	240.9	66.1	63.3	66.3	64.3	230.20	30.29	6975.79
2006/11/16	07:13:00	1214.5	924.0	264.6	289.3	249.1	246.2	539.2	596.7	246.5	242.7	219.5	240.9	66.1	63.5	66.3	63.7	230.20	30.29	6975.79
2006/11/16	07:14:00	1214.1	922.0	264.6	288.9	249.1	246.4	535.8	608.6	246.5	242.7	219.1	240.9	65.1	63.5	66.0	63.4	230.20	30.31	6977.36
2006/11/16	07:15:00	1214.1	920.7	264.4	290.6	248.2	245.9	538.1	610.0	247.1	242.7	219.2	240.9	65.6	63.0	66.1	63.5	230.20	30.31	6977.36
2006/11/16	07:16:00	1214.9	920.6	264.5	289.9	248.7	246.2	539.5	609.5	246.8	242.7	219.2	240.9	65.9	63.2	66.2	63.7	230.20	30.30	6975.06
2006/11/16	07:17:00	1214.1	919.9	264.6	290.1	248.4	246.7	538.4	592.4	246.7	242.4	219.2	240.9	65.8	64.4	66.3	63.8	230.20	30.31	6977.36
2006/11/16	07:18:00	1214.4	918.9	264.6	289.9	248.7	246.5	538.9	555.2	247.0	242.7	219.3	240.9	66.1	63.3	66.4	64.2	229.90	30.31	6972.87
2006/11/16	07:19:00	1214.4	918.1	264.7	290.2	248.9	246.3	539.4	591.1	247.2	242.2	219.0	240.9	66.1	63.3	66.1	63.9	229.80	30.28	6958.34
2006/11/16	07:20:00	1215.4	921.0	264.7	289.8	248.9	246.4	539.8	579.6	246.9	242.5	219.2	240.9	65.8	64.1	66.4	63.7	230.10	30.29	6969.73
2006/11/16	07:21:00	1216.9	922.3	264.7	288.7	248.2	246.1	539.3	574.4	247.1	242.7	219.1	240.9	64.6	63.6	66.2	63.4	229.60	30.27	6961.47
2006/11/16	07:22:00	1215.6	921.7	264.7	289.7	248.9	246.4	539.0	573.9	247.4	242.4	219.2	240.9	65.1	63.3	66.2	63.7	229.70	30.23	6949.88
2006/11/16	07:23:00	1216.1	920.4	264.6	289.7	248.7	246.3	538.7	561.5	247.0	242.7	219.2	240.9	65.9	63.3	66.1	63.6	230.20	30.29	6975.06
2006/11/16	07:24:00	1216.5	920.8	264.7	288.9	248.9	246.1	538.2	576.9	246.9	242.7	219.2	240.9	65.6	63.7	65.8	63.4	229.80	30.22	6950.60
2006/11/16	07:25:00	1215.1	921.9	264.7	289.4	248.7	246.1	538.2	560.9	247.2	242.5	219.3	240.9	65.4	64.0	65.7	63.4	230.00	30.27	6966.70
2006/11/16	07:26:00	1215.1	921.7	264.6	289.6	249.4	246.6	539.5	556.0	247.0	242.7	219.2	240.9	65.5	62.8	66.0	63.5	229.40	30.20	6927.88
2006/11/16	07:27:00	1216.1	920.7	264.7	289.9	249.7	246.4	539.5	521.5	247.5	242.9	219.2	240.9	66.6	63.0	66.2	64.2	230.10	30.16	6945.85
2006/11/16	07:28:00	1215.9	922.4	264.6	290.2	248.7	246.9	538.4	535.0	247.2	242.9	219.5	241.1	66.2	64.6	66.6	64.2	229.90	30.30	6965.97
2006/11/16	07:29:00	1215.2	923.2	264.9	289.8	248.7	246.8	539.2	541.9	247.2	242.9	219.2	241.1	65.7	63.4	66.2	63.9	229.20	30.21	6924.13
2006/11/16	07:30:00	1214.6	921.5	264.6	289.9	249.1	246.6	538.8	542.4	246.7	242.7	219.3	241.1	65.7	63.2	66.2	63.7	229.00	30.22	6922.67
2006/11/16	07:31:00	1215.6	921.9	264.8	289.2	248.9	246.4	539.9	556.0	247.3	242.4	219.1	241.1	66.2	63.2	66.6	64.2	230.10	30.19	6961.81
2006/11/16	07:32:00	1215.6	920.8	264.9	289.9	248.4	246.5	539.9	563.9	247.2	242.7	219.0	241.1	66.1	64.6	66.2	64.1	229.40	30.27	6953.11
2006/11/16	07:33:00	1215.4	921.2	264.9	289.9	249.2	247.2	539.5	536.1	247.7	242.9	219.1	241.1	66.2	64.6	66.6	64.3	230.10	30.29	6969.73
2006/11/16	07:34:00	1215.4	920.5	264.6	289.8	248.7	247.1	540.1	558.5	247.6	242.5	219.3	241.1	66.4	63.7	67.0	64.3	229.90	30.28	6961.37
2006/11/16	07:35:00	1216.2	922.0	265.0	290.7	249.2	246.9	540.4	515.2	247.3	242.9	219.3	241.1	65.8	64.3	66.4	64.2	229.70	30.22	6950.72
2006/11/16	07:36:00	1216.6	918.9	264.9	290.1	248.7	246.9	540.4	496.5	247.6	242.9	219.3	241.2	65.3	64.4	66.6	64.1	230.00	30.30	6971.30
2006/11/16	07:37:00	1215.9	924.5	264.7	290.1	249.7	247.2	539.4	518.2	247.4	243.2	219.5	241.2	65.7	64.0	66.6	64.2	230.20	30.31	6977.36
2006/11/16	07:38:00	1216.8	921.7	265.0	289.7	249.7	246.3	540.0	521.3	247.4	243.2	219.6	241.2	65.7	63.9	66.2	64.2	229.90	30.27	6968.15
2006/11/16	07:39:00	1215.5	924.4	264.9	290.6	249.1	246.8	539.8	537.3	246.8	243.2	219.5	241.2	66.1	63.2	66.6	64.2	230.10	30.29	6972.76
2006/11/16	07:40:00	1215.5	920.6	264.9	289.1	249.2	247.2	539.2	525.0	247.1	243.0	219.5	241.3	66.3	63.3	66.6	64.0	230.10	30.30	6972.03
2006/11/16	07:41:00	1216.5	920.0	264.8	290.2	249.1	246.9	538.9	502.7	247.2	242.9	219.5	241.3	66.4	63.5	66.6	64.1	229.90	30.28	6961.37
2006/11/16	07:42:00	1215.5	922.1	264.8	290.1	249.2	246.5	538.9	528.9	247.0	242.7	219.2	241.2	65.6	62.8	66.0	63.8	230.20	30.30	6977.36
2006/11/16	07:43:00	1214.4	921.7	265.1	289.9	249.2	246.6	539.3	503.1	247.6	242.7	219.2	241.2	65.7	63.6	66.2	64.0	229.90	30.29	6963.67
2006/11/16	07:44:00	1215.4	921.7	265.1	288.8	249.2	247.1	539.8	513.7	247.7	243.4	219.5	241.3	65.9	63.8	66.8	64.0	230.10	30.30	6972.03
2006/11/16	07:45:00	1214.3	923.5	264.9	291.4	249.7	247.2	540.7	511.2	247.9	243.2	219.3	241.3	65.7	63.4	66.4	64.0	230.20	30.30	6975.06
2006/11/16	07:46:00	1214.3	921.0	265.2	289.9	248.9	247.4	539.4	492.4	247.7	243.4	219.3	241.4	66.0	63.8	66.6	63.9	229.00	30.14	6902.06
2006/11/16	07:47:00	1214.1	921.7	265.2	290.2	249.2	247.1	538.7	502.4</											

Heat Rise Test 1st Run

		TC1	TC2	TC3	TC4	TC5	TC6	TC7	TC8	TC9	TC10	TC11	TC12	TC13	TC14	TC15	TC16	VDC	Amps	Watts
Date	Time																			
2006/11/16	07:49:00	1215.2	921.9	264.8	289.9	249.4	246.5	539.8	498.0	247.3	242.9	219.3	241.3	65.7	63.4	66.2	63.9	229.60	30.25	6945.40
2006/11/16	07:50:00	1214.4	918.7	265.0	290.7	248.7	246.8	539.2	473.2	247.8	243.0	219.5	241.3	66.3	63.4	66.6	64.4	230.00	30.28	6966.70
2006/11/16	07:51:00	1215.2	919.9	264.9	289.7	249.4	246.9	540.1	489.0	247.8	243.2	219.5	241.4	66.4	63.4	66.8	64.8	230.10	30.28	6970.46
2006/11/16	07:52:00	1216.2	922.1	264.9	290.2	249.7	246.5	540.0	505.1	247.8	243.2	219.6	241.4	66.2	63.6	66.6	64.2	229.70	30.23	6943.83
2006/11/16	07:53:00	1214.6	923.8	265.2	289.8	249.6	247.1	538.9	487.2	247.5	243.2	219.6	241.4	66.3	63.2	66.6	64.2	230.10	30.31	6974.33
2006/11/16	07:54:00	1214.4	922.6	265.1	289.9	250.0	247.3	538.9	492.0	247.9	243.2	219.5	241.4	66.3	63.5	66.4	64.4	230.20	30.31	6977.36
2006/11/16	07:55:00	1214.9	922.9	265.0	290.4	249.6	246.7	539.5	493.8	247.5	243.4	219.5	241.4	65.5	63.1	66.2	63.7	229.40	30.15	6916.41
2006/11/16	07:56:00	1214.9	922.1	265.3	289.9	249.4	247.2	540.7	494.7	247.5	243.4	219.5	241.4	66.0	63.5	66.4	63.9	230.10	30.30	6975.06
2006/11/16	07:57:00	1214.6	924.9	265.1	290.2	248.7	247.2	539.6	498.0	247.6	243.2	219.5	241.4	66.0	63.6	66.6	63.9	229.30	30.23	6934.03
2006/11/16	07:58:00	1214.5	922.3	265.1	291.0	248.9	246.9	539.0	459.9	248.1	243.4	219.6	241.4	66.3	63.6	66.6	65.1	229.90	30.29	6963.67
2006/11/16	07:59:00	1215.4	922.6	265.1	290.7	249.2	247.3	539.6	489.0	247.6	243.2	219.6	241.4	65.7	63.7	66.6	63.9	230.20	30.31	6977.36
2006/11/16	08:00:00	1215.4	922.4	265.4	289.2	249.7	247.2	538.4	460.3	247.9	243.4	219.5	241.4	65.8	63.7	66.4	63.8	229.90	30.28	6961.37
2006/11/16	08:01:00	1215.7	920.1	265.2	290.4	248.7	247.4	539.2	470.3	247.9	243.4	219.5	241.4	66.2	63.9	66.6	64.4	230.20	30.26	6968.88
2006/11/16	08:02:00	1215.1	924.2	265.1	290.4	249.2	246.8	539.5	479.4	247.7	243.2	219.3	241.3	66.1	63.4	66.8	64.3	230.10	30.30	6972.03
2006/11/16	08:03:00	1215.1	919.4	265.4	289.9	249.1	246.8	539.7	489.0	247.6	243.0	219.2	241.3	65.7	63.2	66.6	63.9	229.90	30.25	6954.47
2006/11/16	08:04:00	1214.7	921.0	265.3	289.9	249.2	247.3	540.1	468.9	247.8	243.2	219.3	241.3	65.7	63.9	66.4	63.9	229.60	30.23	6940.81
2006/11/16	08:05:00	1216.1	922.6	265.2	290.4	249.6	247.0	540.9	483.3	247.9	243.2	219.3	241.4	65.7	63.2	66.0	63.6	229.90	30.27	6966.70
2006/11/16	08:06:00	1215.9	921.6	265.1	290.7	249.4	247.3	539.3	469.4	247.6	242.9	219.3	241.4	66.1	63.4	66.3	64.0	229.40	30.23	6934.76
2006/11/16	08:07:00	1213.8	922.1	265.1	289.9	249.2	246.7	539.2	439.5	247.3	243.2	219.5	241.4	65.8	63.3	65.9	63.6	230.00	30.28	6964.40
2006/11/16	08:08:00	1213.5	924.8	265.3	291.0	249.2	246.8	539.4	480.3	247.2	243.2	219.5	241.3	65.7	63.6	65.6	63.5	230.10	30.29	6969.73
2006/11/16	08:09:00	1214.6	922.6	265.3	289.9	248.7	247.4	540.4	480.0	247.9	243.4	219.5	241.3	65.8	63.4	66.0	64.0	230.10	30.29	6972.03
2006/11/16	08:10:00	1215.2	921.8	265.4	290.1	248.2	247.3	539.4	483.0	247.8	243.0	219.6	241.3	65.9	63.2	66.2	64.0	229.50	30.22	6940.08
2006/11/16	08:11:00	1215.4	919.9	265.4	290.2	248.9	247.3	539.4	447.8	247.6	243.0	219.6	241.4	65.4	63.5	66.4	63.6	229.90	30.21	6957.36
2006/11/16	08:12:00	1215.2	922.6	265.6	290.2	248.9	246.7	539.7	457.9	247.7	243.2	219.5	241.3	65.4	63.9	65.8	63.3	230.10	30.29	6972.03
2006/11/16	08:13:00	1215.4	922.3	265.4	289.8	248.7	247.5	540.5	464.9	247.8	243.2	219.5	241.3	65.3	63.7	65.8	63.6	229.80	30.16	6930.77
2006/11/16	08:14:00	1215.8	921.6	265.4	289.6	249.7	247.4	539.3	440.9	247.5	243.2	219.5	241.3	65.7	63.4	66.1	63.6	230.10	30.26	6965.85
2006/11/16	08:15:00	1215.0	922.1	265.5	290.1	249.2	247.4	539.9	441.2	247.5	243.4	219.6	241.4	65.8	63.1	65.9	63.5	230.00	30.29	6969.73
2006/11/16	08:16:00	1214.8	922.4	265.6	290.7	249.6	247.6	539.7	469.9	247.8	243.2	219.5	241.3	65.8	62.8	66.3	63.6	229.90	30.29	6965.97
2006/11/16	08:17:00	1214.0	923.0	265.3	290.2	248.7	247.1	539.4	440.0	248.1	243.4	219.5	241.4	65.9	62.6	65.9	63.9	229.50	30.23	6937.79
2006/11/16	08:18:00	1214.7	924.3	265.6	290.9	248.9	247.3	539.3	437.5	247.7	243.4	219.6	241.4	66.2	62.4	66.1	64.0	230.00	30.28	6964.40
2006/11/16	08:19:00	1214.4	922.3	265.6	290.2	249.4	247.5	539.9	416.4	247.9	243.4	219.6	241.4	65.3	62.6	65.7	62.6	229.80	30.24	6949.15
2006/11/16	08:21:00	1214.1	920.6	265.6	291.2	249.6	247.9	540.5	427.7	248.3	243.5	219.5	241.3	65.6	63.0	65.5	63.1	230.20	30.30	6975.06
2006/11/16	08:22:00	1213.9	924.1	265.6	291.2	250.2	247.8	541.7	460.2	248.7	243.8	219.5	241.3	65.8	64.8	66.0	65.1	228.90	30.17	6905.91
2006/11/16	08:23:00	1214.6	919.7	265.6	289.9	249.9	248.2	538.5	459.7	248.4	243.4	219.5	241.3	66.0	64.8	66.1	65.1	229.00	30.19	6913.51
2006/11/16	08:24:00	1214.4	922.4	265.5	289.9	249.1	247.8	540.2	429.8	248.4	243.8	219.5	241.4	66.1	65.1	65.5	64.4	229.50	30.16	6924.74
2006/11/16	08:25:00	1214.4	923.9	265.5	289.8	249.2	247.9	539.9	437.5	248.9	243.7	219.7	241.4	65.5	65.1	66.3	64.4	230.10	30.29	6969.73
2006/11/16	08:26:00	1214.8	922.9	265.6	290.4	249.4	248.2	538.8	402.2	247.9	243.8	219.7	241.4	65.1	63.8	66.1	64.0	230.10	30.29	6969.73
2006/11/16	08:27:00	1214.4	923.4	265.7	289.8	248.3	247.6	538.2	373.2	247.9	243.8	219.6	241.4	65.6	63.0	65.9	63.6	228.60	30.08	6876.29
2006/11/16	08:28:00	1214.4	923.1	265.5	290.7	249.2	247.3	539.9	421.4	247.7	243.4	219.6	241.4	65.5	63.0	65.5	63.1	229.70	30.25	6951.45
2006/11/16	08:29:00	1214.4	921.5	265.7	290.6	249.9	247.3	541.3	408.1	248.1	243.7	219.6	241.4	65.5	62.8	66.4	63.4	229.20	30.16	6924.13
2006/11/16	08:30:00	1214.5	922.7	265.7	290.9	249.2	247.6	540.8	398.2	247.7	243.5	219.5	241.4	65.5	62.8	65.9	63.0	230.00	30.22	6950.60
2006/11/16	08:31:00	1215.2	920.4	265.5	289.2	249.4	247.1	539.0	409.6	247.6	243.4	219.6	241.4	65.6	63.0	65.8	63.2	230.20	30.29	6972.76
2006/11/16	08:32:00	1215.5	921.6	265.5	290.1	248.9	247.2	539.6	355.5	248.2	243.5	219.5	241.4	65.4	62.6	65.5	63.5	229.80	30.28	6958.34
2006/11/16	08:33:00	1216.6	920.7	265.5	290.7	248.7	247.3	539.0	378.2	247.9	243.5	219.5	241.4	65.5	63.1	65.6	63.4	229.50	30.20	6930.90
2006/11/16	08:34:00	1216.6	919.4	265.6	289.4	248.9	247.2	539.7	371.1	247.6	243.5	219.8	241.4	65.3	63.0	65.6	63.3	229.20	30.18	6917.26
2006/11/16	08:35:00	1216.3	923.9	265.5	289.3	249.2	247.1	539.5	387.7	248.4	243.7	219.7	241.4	65.3	63.3	65.6	63.5	229.90	30.27	6959.07
2006/11/16	08:36:00	1215.5	921.3	265.7	289.8	249.4	246.7	539.3	384.3	248.1	243.9	219.8	241.4	66.1	63.3	65.7	63.6	229.60	30.23	6943.83
2006/11/16	08:37:00	1216.3	920.5	265.4	290.2	248.9	246.7	540.1	390.4	247.1	243.2	219.6	241.4	65.7	63.6	65.5	63.1	229.40	30.19	6925.59
2006/11/16	08:38:00	1214.5	920.4	265.5	290.6	249.2	247.1	537.7	314.2	247.9	243.7	219.6	241.4	65.8	63.7	65.6	63.2	229.70	30.25	6948.43
2006/11/16	08:39:00	1214.1	917.8	265.5	290.7	249.4	248.2	540.7	314.2	247.9	243.7	219.7	241.6	65.6	64.2	66.4	63.4	229.60	30.26	6947.70
2006/11/16	08:40:00	1214.1	919.9	265.4	291.2	249.2	247.9	539.4	342.6	249.2	243.9	219.7	241.4	65.9	65.1	65.4	63.7	229.80	30.25	6954.47
2006/11/16	08:41:00	1215.2	921.0	265.6	290.7	250.0	247.9	540.3	328.9	249.6	244.2	219.6	241.6	65.6	64.6	65.9	64.1	230.00	30.29	6966.70
2006/11/16	08:42:00	1215.8	919.1	266.0	290.2	250.2	248.3	541.4	296.4	248.7	244.3	220.0	241.7	65.6	64.2	65.9	64.1	229.70	30.26	6950.72
2006/11/16	08:43:00	1215.4	923.3	266.0	290.7	250.4	248.2	540.8	329.3	249.4	244.3	220.3	241							

Heat Rise Test

1st Run

Date	Time	TC1	TC2	TC3	TC4	TC5	TC6	TC7	TC8	TC9	TC10	TC11	TC12	TC13	TC14	TC15	TC16	VDC	Amps	Watts
2006/11/16	08:46:00	1214.4	923.4	266.0	291.2	248.4	248.2	539.4	344.0	249.4	244.8	220.1	241.7	65.4	64.1	65.6	63.5	229.60	30.26	6947.70
2006/11/16	08:47:00	1215.4	922.1	265.9	289.9	249.6	248.1	540.5	344.3	247.9	244.2	220.0	241.7	65.5	63.4	66.1	62.3	229.90	30.21	6954.34
2006/11/16	08:48:00	1214.4	920.9	265.7	289.4	249.9	247.6	540.7	334.6	247.6	243.7	220.0	241.7	65.4	64.3	65.7	62.4	230.10	30.30	6972.03
2006/11/16	08:49:00	1215.9	923.4	265.4	289.8	249.4	247.4	540.5	334.6	247.9	244.0	220.0	241.7	65.1	63.6	65.3	62.6	229.60	30.23	6940.81
2006/11/16	08:50:00	1215.2	920.7	265.1	290.1	249.4	247.8	540.8	341.0	248.6	243.7	220.0	241.7	65.3	64.1	65.8	62.8	229.50	30.26	6944.67
2006/11/16	08:51:00	1214.3	920.9	265.4	289.9	249.2	247.3	538.8	319.9	247.7	243.7	220.0	241.7	65.3	63.9	65.7	62.8	230.10	30.29	6972.03
2006/11/16	08:52:00	1213.1	922.1	265.4	290.6	249.2	247.2	540.3	335.7	248.2	243.8	220.0	241.7	65.3	63.5	65.8	62.8	229.80	30.29	6965.24
2006/11/16	08:53:00	1213.1	921.0	265.5	290.4	249.2	246.9	541.2	331.5	248.4	243.7	220.0	241.7	65.5	63.1	65.5	63.1	230.10	30.29	6972.76
2006/11/16	08:54:00	1213.6	921.8	265.5	290.7	249.4	247.8	541.3	339.1	248.7	243.8	220.0	241.7	65.5	63.9	66.2	63.3	229.80	30.24	6958.34
2006/11/16	08:55:00	1214.4	920.9	265.8	290.6	250.2	247.8	540.2	331.4	249.2	244.2	220.0	241.7	65.9	64.1	66.8	63.8	229.20	30.17	6924.13
2006/11/16	08:56:00	1214.5	921.6	265.7	289.4	249.6	247.9	540.7	321.4	248.7	244.2	220.1	241.7	65.7	64.8	66.3	63.5	229.80	30.28	6960.64
2006/11/16	08:57:00	1213.9	925.7	265.9	291.0	249.2	247.9	541.2	311.5	248.4	244.2	220.0	241.7	65.6	65.4	66.2	63.4	230.00	30.27	6962.10
2006/11/16	08:58:00	1215.0	923.2	265.7	289.6	250.4	248.2	539.2	302.3	249.9	244.2	220.0	241.9	65.7	65.8	66.8	64.8	230.10	30.23	6958.95
2006/11/16	08:59:00	1214.7	921.5	266.1	290.9	250.5	248.3	540.9	278.1	249.2	244.6	220.2	241.9	65.9	64.8	67.2	64.0	229.40	30.21	6930.17
2006/11/16	09:00:00	1214.5	920.6	265.6	290.7	250.4	248.2	541.3	281.5	249.2	244.4	220.2	241.9	66.0	63.9	66.8	63.9	229.60	30.21	6949.99
2006/11/16	09:01:00	1213.6	923.1	265.8	291.2	250.2	247.6	540.2	288.1	248.7	244.2	220.2	241.9	65.5	63.8	66.0	62.8	229.70	30.29	6957.61
2006/11/16	09:02:00	1213.9	922.3	265.8	291.4	249.9	247.6	541.4	303.2	248.3	244.2	220.2	241.9	65.5	64.6	66.0	62.8	229.80	30.24	6951.45
2006/11/16	09:03:00	1215.2	919.4	265.5	290.7	249.9	247.4	541.1	198.2	248.7	244.2	220.2	241.9	65.4	65.4	65.7	63.0	229.90	30.29	6965.97
2006/11/16	09:04:00	1214.7	919.3	266.1	290.1	249.4	247.9	541.1	259.9	248.6	244.5	220.1	241.9	65.6	65.0	66.0	63.1	229.90	30.23	6949.88
2006/11/16	09:05:00	1214.0	919.6	266.1	291.0	249.9	248.2	540.8	282.8	249.7	244.5	220.0	241.9	65.8	64.8	66.6	64.0	230.10	30.29	6969.73
2006/11/16	09:06:00	1215.1	919.9	266.2	289.3	250.0	248.3	540.9	237.6	250.4	244.8	220.0	241.9	65.9	65.0	67.0	64.6	229.70	30.23	6948.43
2006/11/16	09:07:00	1215.1	920.4	266.0	289.4	249.7	248.1	540.0	218.8	250.2	244.7	220.3	241.9	65.7	64.8	66.6	64.6	229.30	30.17	6917.98
2006/11/16	09:08:00	1215.0	920.7	266.3	291.4	250.4	248.4	540.8	257.2	250.0	244.9	220.5	241.9	65.7	65.2	66.6	64.6	228.90	30.04	6876.16
2006/11/16	09:09:00	1214.8	919.4	266.3	290.7	250.8	248.6	541.9	263.4	250.4	244.9	220.5	241.9	65.9	65.2	66.6	65.0	229.20	30.20	6921.84
2006/11/16	09:10:00	1215.1	922.9	266.3	289.9	250.5	248.6	541.3	277.2	250.2	245.0	220.5	241.9	65.9	65.3	66.6	64.6	229.70	30.23	6948.43
2006/11/16	09:11:00	1214.7	923.9	266.2	291.2	250.8	248.7	540.7	278.1	250.2	245.3	220.5	241.9	66.2	65.6	67.0	64.8	229.60	30.23	6940.81
2006/11/16	09:12:00	1215.0	920.9	266.1	291.0	249.7	248.6	538.4	222.5	249.9	244.7	220.2	242.1	65.9	65.2	66.8	65.1	229.30	30.20	6924.86
2006/11/16	09:13:00	1214.7	921.1	266.0	291.5	249.7	248.4	541.7	273.0	250.2	245.0	220.5	242.1	65.7	65.3	65.9	65.1	229.60	30.24	6943.10
2006/11/16	09:14:00	1214.9	920.6	266.0	291.4	250.0	248.6	540.5	225.4	250.5	245.3	220.1	242.1	65.2	65.4	66.6	65.4	229.50	30.25	6942.38
2006/11/16	09:15:00	1213.6	921.3	266.1	290.4	250.4	248.4	540.7	249.2	250.2	245.5	220.3	242.1	65.1	65.5	66.6	64.6	228.90	30.18	6908.20
2006/11/16	09:16:00	1213.6	920.8	266.4	290.4	250.7	248.4	540.6	243.7	250.4	244.9	220.5	242.1	66.1	65.4	66.8	65.1	230.10	30.26	6962.83
2006/11/16	09:17:00	1214.0	921.5	266.4	290.7	250.2	248.6	540.9	242.4	250.4	245.1	220.6	242.2	66.2	65.5	66.6	64.8	229.20	30.22	6926.42
2006/11/16	09:18:00	1215.7	921.2	266.3	290.7	250.8	248.3	541.1	242.7	249.9	245.1	220.5	242.2	66.3	65.3	66.8	65.0	229.40	30.21	6930.17
2006/11/16	09:19:00	1215.4	922.0	266.4	289.4	250.9	248.7	541.1	233.3	249.9	245.1	220.7	242.2	66.1	65.6	67.2	64.8	229.00	30.18	6911.22
2006/11/16	09:20:00	1215.5	919.4	266.5	289.4	250.8	248.6	540.9	233.3	250.0	245.0	220.5	242.2	66.3	65.1	67.0	65.0	229.80	30.25	6951.45
2006/11/16	09:21:00	1214.4	922.1	266.3	289.9	249.9	248.6	540.7	246.7	250.2	245.1	220.8	242.2	66.4	65.5	67.0	65.5	230.00	30.23	6958.95
2006/11/16	09:22:00	1215.6	920.4	266.5	290.9	250.5	248.4	539.9	246.4	250.4	245.2	220.8	242.2	65.5	65.4	67.3	65.6	230.20	30.29	6975.79
2006/11/16	09:23:00	1214.9	921.8	266.4	290.9	250.7	248.3	540.3	252.0	250.9	245.5	220.7	242.2	65.5	65.5	66.4	65.6	228.80	30.06	6877.73
2006/11/16	09:24:00	1214.1	921.3	266.6	291.5	251.0	249.2	541.2	244.4	250.8	245.5	220.7	242.2	65.0	65.5	67.0	65.1	229.30	30.16	6915.69
2006/11/16	09:25:00	1215.1	923.1	266.6	290.9	250.5	249.2	541.2	254.5	250.4	245.6	220.9	242.4	65.4	64.8	66.6	65.1	228.90	30.17	6905.91
2006/11/16	09:26:00	1214.5	922.6	266.8	291.5	249.9	248.9	540.6	251.0	250.4	245.8	220.9	242.4	65.3	64.3	66.6	64.6	229.00	30.17	6908.93
2006/11/16	09:27:00	1213.5	921.8	266.7	291.2	250.4	248.9	541.4	253.1	250.8	246.0	220.7	242.4	65.7	65.3	66.2	64.8	229.90	30.27	6959.07
2006/11/16	09:28:00	1213.7	921.1	266.9	291.2	249.7	249.2	540.7	251.2	250.2	245.7	220.9	242.5	66.6	66.0	67.3	64.8	229.70	30.28	6955.32
2006/11/16	09:29:00	1214.4	921.0	266.8	290.9	250.7	248.9	541.9	246.0	250.5	245.8	220.8	242.5	65.2	65.5	67.6	66.1	229.10	30.21	6921.11
2006/11/16	09:30:00	1214.9	920.4	266.8	291.2	251.2	249.4	540.8	244.3	250.7	246.0	220.9	242.5	66.0	65.4	67.6	65.2	229.50	30.23	6937.79
2006/11/16	09:31:00	1214.1	921.7	266.7	291.2	250.2	248.9	538.7	246.6	251.2	246.1	220.9	242.5	66.1	65.7	67.0	65.4	229.50	30.23	6937.79
2006/11/16	09:32:00	1214.3	920.6	266.8	291.0	250.7	249.2	541.3	247.3	250.9	246.0	220.7	242.4	66.1	64.6	66.8	65.7	229.50	30.23	6937.79
2006/11/16	09:33:00	1213.9	923.5	266.8	291.0	250.5	249.2	541.7	251.2	250.8	246.1	220.9	242.5	66.2	64.6	66.4	65.1	229.70	30.26	6950.72
2006/11/16	09:34:00	1214.1	923.9	266.8	291.0	250.2	248.9	540.0	249.2	250.7	246.1	220.9	242.5	66.1	66.8	67.1	65.4	230.20	30.30	6975.06
2006/11/16	09:35:00	1215.4	917.4	266.7	291.8	250.4	249.2	539.9	244.6	250.7	246.1	220.9	242.5	66.2	64.8	67.1	65.0	229.70	30.20	6936.94
2006/11/16	09:36:00	1214.8	921.2	266.9	291.7	250.7	249.1	540.9	618.7	251.0	246.6	220.9	242.7	65.7	65.9	66.8	65.4	230.10	30.25	6966.58
2006/11/16	09:37:00	1215.9	917.4	267.0	290.4	250.4	249.2	540.6	613.9	250.5	246.3	221.2	242.7	66.8	64.8	67.0	65.0	229.80	30.25	6951.45
2006/11/16	09:38:00	1214.8	919.6	266.9	291.2	250.2	248.7	542.4	535.7	249.7	245.9	221.0	242.7	65.6	63.0	66.6	63.5	229.90	30.28	6963.67
2006/11/16	09:39:00	1214.7	921.1	266.8	290.7	249.4	248.7	540.7	579.0	249.9	245.6	220.9	242.5	65.8	63.0	66.1	63.6	230.10	30.26	6965.85
2006/11/16	09:40:00	1214.7	921.9	266.5	289.7															

Heat Rise Test 1st Run

Date	Time	TC1	TC2	TC3	TC4	TC5	TC6	TC7	TC8	TC9	TC10	TC11	TC12	TC13	TC14	TC15	TC16	VDC	Amps	Watts
2006/11/16	09:42:00	1214.2	919.4	266.2	290.2	249.9	247.3	540.3	609.4	249.6	245.1	220.5	242.2	64.6	63.1	65.0	63.4	230.10	30.28	6969.73
2006/11/16	09:43:00	1214.2	920.5	266.2	290.7	249.9	248.1	539.7	610.5	249.7	244.7	220.6	242.2	64.4	61.9	65.0	62.6	230.10	30.29	6969.73
2006/11/16	09:44:00	1214.5	916.9	266.3	290.7	250.0	247.7	542.2	608.9	249.6	244.8	220.7	242.2	64.1	61.1	64.8	61.8	229.90	30.28	6961.37
2006/11/16	09:45:00	1214.2	919.9	266.4	290.9	250.2	248.1	539.8	609.1	249.6	245.0	220.7	242.1	63.9	61.8	64.8	61.9	230.10	30.28	6967.43
2006/11/16	09:46:00	1214.3	919.0	266.4	290.7	249.4	248.2	540.0	643.1	249.6	244.8	220.5	242.1	64.8	62.8	65.5	63.1	229.80	30.26	6956.77
2006/11/16	09:47:00	1214.6	921.1	266.4	290.4	249.2	247.8	542.2	632.9	249.6	244.8	220.7	242.2	64.6	62.8	65.3	62.6	230.10	30.24	6961.25
2006/11/16	09:48:00	1213.3	921.4	266.2	291.4	249.2	247.8	541.9	648.2	249.6	244.7	220.7	242.2	63.6	62.0	64.2	62.6	230.00	30.28	6964.40
2006/11/16	09:49:00	1213.8	919.3	266.5	290.2	249.1	248.2	540.4	635.3	249.2	244.8	220.7	242.2	64.3	62.8	64.6	62.3	230.20	30.29	6972.76
2006/11/16	09:50:00	1214.3	919.4	266.4	290.2	249.2	247.6	542.2	640.1	249.2	244.7	220.5	242.2	64.2	61.3	64.4	61.7	230.10	30.29	6969.73
2006/11/16	09:51:00	1214.4	920.5	266.6	290.6	248.9	248.4	540.5	645.2	249.9	244.9	220.5	242.2	64.3	62.2	64.8	62.0	229.50	30.23	6937.79
2006/11/16	09:52:00	1214.6	918.6	266.6	289.6	248.6	248.3	540.5	617.5	249.6	244.5	220.5	242.2	64.3	62.1	65.1	61.9	230.10	30.27	6971.18
2006/11/16	09:53:00	1214.0	922.1	266.5	289.8	249.4	248.4	539.7	617.5	249.9	245.0	220.5	242.2	64.3	63.0	65.1	62.8	228.10	30.11	6868.09
2006/11/16	09:54:00	1214.9	921.6	266.6	290.2	250.4	248.6	540.6	624.3	249.9	244.8	220.5	242.2	64.6	63.6	65.6	63.7	229.50	30.18	6933.20
2006/11/16	09:55:00	1215.2	920.0	266.8	289.7	249.4	248.2	541.1	626.6	249.9	245.2	220.6	242.4	63.8	62.4	65.3	63.3	229.50	30.21	6933.20
2006/11/16	09:56:00	1214.0	917.1	266.8	290.7	250.2	248.4	538.7	651.0	249.7	245.3	220.6	242.4	63.8	64.1	64.8	63.4	229.30	30.17	6929.45
2006/11/16	09:57:00	1214.0	919.9	266.8	290.7	249.2	248.6	540.9	662.6	250.7	245.5	220.5	242.4	63.7	64.1	65.4	63.5	229.20	30.19	6921.84
2006/11/16	09:58:00	1215.1	921.0	266.7	290.7	248.9	248.6	541.2	656.3	250.4	246.0	220.5	242.4	64.0	64.8	64.8	63.9	228.90	30.17	6905.91
2006/11/16	09:59:00	1213.9	924.8	266.6	290.9	249.6	248.4	541.1	661.9	250.4	245.8	220.7	242.5	64.2	64.2	64.6	64.2	230.10	30.24	6961.25
2006/11/16	10:00:00	1214.2	922.6	266.8	290.9	248.9	248.2	542.4	663.7	250.7	245.9	220.6	242.5	64.6	65.3	65.1	64.8	229.00	30.16	6906.64
2006/11/16	10:01:00	1214.1	922.6	266.9	290.2	249.7	248.6	539.6	643.9	250.7	245.8	220.8	242.5	65.0	63.6	66.0	64.0	229.50	30.23	6940.08
2006/11/16	10:02:00	1213.7	923.5	266.7	291.2	248.9	249.1	541.4	670.6	250.8	246.0	220.8	242.5	63.9	65.0	65.4	63.6	228.80	30.05	6878.45
2006/11/16	10:03:00	1213.7	921.0	266.9	291.2	249.7	248.9	540.4	697.3	250.4	245.7	220.7	242.5	64.4	63.5	65.3	63.4	228.30	30.05	6866.43
2006/11/16	10:04:00	1214.4	921.7	266.9	290.6	249.4	248.7	541.6	668.8	250.5	245.8	221.0	242.7	64.6	63.3	65.5	62.6	228.80	30.08	6882.30
2006/11/16	10:05:00	1214.4	923.5	266.8	290.2	248.9	248.9	541.7	656.6	250.4	246.3	220.8	242.7	64.1	63.1	64.8	63.0	229.80	30.27	6956.05
2006/11/16	10:06:00	1215.0	921.3	267.0	290.7	249.7	248.2	540.5	658.6	250.2	245.8	220.8	242.7	63.6	63.7	65.1	62.4	230.10	30.25	6966.58
2006/11/16	10:07:00	1216.4	923.5	267.1	290.1	249.9	248.7	542.4	652.2	250.7	245.8	221.1	242.7	64.8	63.5	65.4	63.4	229.70	30.26	6950.72
2006/11/16	10:08:00	1214.7	924.0	267.0	290.2	250.2	248.4	541.2	657.4	250.4	245.8	221.2	242.7	64.8	62.6	65.0	62.4	230.00	30.29	6966.70
2006/11/16	10:09:00	1214.9	921.7	267.2	290.9	249.1	248.7	541.3	650.7	250.7	246.1	221.1	242.7	63.7	62.8	65.4	62.8	229.70	30.26	6950.72
2006/11/16	10:10:00	1214.1	921.0	267.0	291.0	248.9	248.4	540.7	652.6	250.2	245.9	221.0	242.7	63.8	61.6	64.8	62.6	228.90	30.16	6903.62
2006/11/16	10:11:00	1213.9	921.0	267.0	290.7	250.2	248.1	540.9	666.8	249.9	245.6	221.0	242.7	64.3	61.9	64.3	61.7	229.50	30.26	6944.67
2006/11/16	10:12:00	1214.3	919.7	266.9	290.2	249.2	248.7	541.4	652.9	250.7	245.5	220.8	242.5	62.3	63.3	64.6	61.7	228.60	30.10	6880.86
2006/11/16	10:13:00	1214.3	919.6	266.9	291.2	248.9	248.4	540.9	650.8	250.4	246.0	220.7	242.5	62.4	62.6	64.2	63.3	229.60	30.17	6930.05
2006/11/16	10:14:00	1215.0	921.3	266.7	289.9	249.7	248.3	540.8	661.1	249.9	245.9	220.9	242.5	63.9	62.6	63.7	62.0	229.30	30.19	6922.57
2006/11/16	10:15:00	1216.3	919.7	267.0	290.2	249.7	248.7	541.4	648.9	250.8	246.3	220.8	242.5	63.3	64.0	64.4	63.6	228.00	30.11	6865.08
2006/11/16	10:16:00	1215.1	921.2	266.9	290.2	250.2	248.9	540.9	675.4	250.7	246.2	220.9	242.7	64.1	64.0	65.6	63.4	229.10	30.14	6911.95
2006/11/16	10:17:00	1214.2	922.4	267.3	290.7	249.2	249.1	541.4	690.1	251.3	246.5	220.9	242.9	64.8	65.0	65.7	64.1	229.50	30.15	6924.02
2006/11/16	10:18:00	1214.4	920.7	267.3	290.9	248.7	248.9	537.9	697.1	250.4	246.8	220.9	242.9	65.5	64.6	65.8	64.6	229.40	30.08	6903.36
2006/11/16	10:19:00	1214.3	919.1	267.1	290.4	249.2	248.9	540.5	691.4	250.4	246.6	221.0	242.9	64.6	63.5	65.1	62.8	228.50	30.09	6875.57
2006/11/16	10:20:00	1215.6	921.5	267.2	290.6	249.4	248.4	541.1	691.5	249.7	246.1	221.3	242.9	64.0	62.6	64.6	62.1	229.50	30.22	6935.49
2006/11/16	10:21:00	1215.4	920.1	267.0	290.4	249.4	248.9	539.9	714.7	250.2	246.1	221.0	242.7	63.8	61.9	64.3	62.2	229.60	30.20	6938.51
2006/11/16	10:22:00	1214.6	921.5	267.4	289.4	249.2	249.1	542.2	684.6	251.2	246.5	221.0	242.9	64.1	64.6	65.8	63.6	229.40	30.22	6932.47
2006/11/16	10:23:00	1215.1	922.9	267.4	291.2	249.7	249.2	542.0	683.3	250.7	246.7	220.9	242.9	64.8	62.8	65.6	63.7	229.30	30.22	6938.62
2006/11/16	10:24:00	1215.4	921.0	267.4	290.9	249.7	249.4	541.2	650.8	250.9	246.7	221.2	242.9	64.4	64.1	66.0	63.6	229.80	30.14	6903.21
2006/11/16	10:25:00	1214.7	923.1	267.4	291.2	250.7	249.2	541.9	629.6	251.3	247.0	220.9	242.9	64.6	65.4	66.0	65.3	229.80	30.24	6949.15
2006/11/16	10:26:00	1214.4	921.8	267.4	290.4	249.7	249.4	541.2	670.7	251.0	246.6	221.1	242.9	65.6	64.4	66.8	64.6	229.30	30.20	6931.74
2006/11/16	10:27:00	1216.3	920.2	267.3	290.1	248.9	248.7	540.9	671.1	251.2	246.9	221.1	242.9	64.6	63.5	66.1	64.6	229.70	30.17	6930.05
2006/11/16	10:28:00	1215.2	920.6	267.3	290.2	250.0	249.2	541.3	683.8	250.8	246.4	221.1	242.7	65.3	64.0	66.2	64.0	229.40	30.23	6934.76
2006/11/16	10:29:00	1214.6	922.3	267.3	290.4	250.5	248.9	541.4	675.1	250.8	246.4	221.0	242.7	65.4	64.2	66.1	64.1	230.00	30.28	6969.00
2006/11/16	10:30:00	1214.5	922.9	267.4	290.9	249.7	248.6	542.4	612.9	250.4	246.2	221.4	242.7	65.2	63.0	65.1	63.4	229.70	30.25	6948.43
2006/11/16	10:31:00	1214.4	920.6	267.3	290.2	250.0	248.7	539.8	676.0	250.7	245.9	221.2	242.7	64.8	61.9	65.0	62.6	229.70	30.22	6947.58
2006/11/16	10:32:00	1214.0	923.8	267.3	291.4	250.2	248.7	541.4	702.0	249.9	246.0	221.2	242.7	64.3	62.6	65.5	61.7	229.70	30.26	6950.72
2006/11/16	10:33:00	1214.8	920.0	267.2	290.2	250.4	248.9	542.4	687.5	250.7	246.0	221.1	242.7	63.5	62.2	65.5	61.9	229.40	30.23	6934.76
2006/11/16	10:34:00	1215.4	918.4	267.3	290.2	249.7	248.6	541.9	676.0	250.4	245.8	221.0	242.7	64.0	63.2	65.2	63.2	229.80	30.26	6953.75
2006/11/16	10:35:00	1213.5	921.2	267.3	289.8	249.6	248.7	542.2	681.7	250.4	246.0	221.1	242.7	64.3	61.8	64.6	62.3	230.10	30.30	6972.03
2006/11/16	10:36:00	1213.1	924.4	267.3	291.4	249.6	248.6	541.7	681.0</											

Heat Rise Test

1st Run

Date	Time	TC1	TC2	TC3	TC4	TC5	TC6	TC7	TC8	TC9	TC10	TC11	TC12	TC13	TC14	TC15	TC16	VDC	Amps	Watts
2006/11/16	10:38:00	1214.2	922.1	267.2	290.2	249.4	248.4	540.7	703.1	250.4	245.9	220.9	242.7	64.1	63.2	64.8	62.4	230.00	30.28	6964.40
2006/11/16	10:39:00	1213.6	921.0	267.1	290.2	248.7	248.4	540.2	673.6	250.5	246.0	221.0	242.7	64.3	63.4	64.6	63.3	230.10	30.30	6972.03
2006/11/16	10:40:00	1213.6	918.2	267.2	290.1	248.7	248.4	541.9	606.1	250.0	245.9	221.1	242.7	64.3	62.2	65.0	62.8	230.00	30.29	6966.70
2006/11/16	10:41:00	1213.9	920.7	267.4	291.7	249.9	248.4	541.6	687.8	250.4	245.7	221.1	242.7	64.6	62.6	65.5	62.3	230.10	30.28	6972.03
2006/11/16	10:42:00	1214.2	920.0	267.2	290.7	249.9	247.9	541.3	701.1	250.4	246.1	221.1	242.7	64.0	63.3	64.3	62.6	230.20	30.29	6972.76
2006/11/16	10:43:00	1214.9	920.0	267.2	290.4	249.1	248.7	540.5	689.3	250.2	246.0	221.0	242.7	64.2	62.3	64.6	62.6	230.10	30.30	6972.03
2006/11/16	10:44:00	1213.8	922.4	267.3	291.4	248.7	248.3	541.9	662.8	250.4	245.8	221.1	242.7	64.6	61.7	65.4	62.4	230.00	30.28	6964.40
2006/11/16	10:45:00	1213.9	921.4	267.4	289.9	249.6	248.7	540.5	641.4	249.9	245.7	221.0	242.7	64.2	62.8	65.1	61.9	230.00	30.29	6969.00
2006/11/16	10:46:00	1214.9	919.4	267.4	289.1	249.9	249.1	539.8	679.0	250.7	246.0	221.2	242.7	64.4	63.0	65.0	63.5	230.20	30.30	6975.06
2006/11/16	10:47:00	1214.3	921.5	267.3	290.2	249.7	248.4	542.2	662.6	249.9	245.8	221.1	242.7	64.3	61.7	64.4	62.6	230.10	30.28	6967.43
2006/11/16	10:48:00	1215.1	921.9	267.3	291.0	248.4	248.7	542.2	658.3	250.7	245.8	221.2	242.7	64.4	61.5	65.0	62.6	230.20	30.30	6975.06
2006/11/16	10:49:00	1214.4	920.2	267.4	289.7	248.4	248.7	541.9	676.7	251.0	246.2	220.8	242.7	64.6	62.8	64.8	64.0	229.90	30.28	6961.37
2006/11/16	10:50:00	1215.1	921.0	267.4	289.9	248.7	248.7	540.1	662.4	250.4	245.8	221.0	242.7	64.8	63.2	64.2	63.1	230.10	30.23	6958.95
2006/11/16	10:51:00	1215.1	920.4	267.3	291.0	249.4	248.7	541.3	655.3	250.7	245.7	221.1	242.7	65.0	62.6	64.1	62.8	229.60	30.25	6945.40
2006/11/16	10:52:00	1214.3	920.8	267.4	291.4	248.6	248.6	542.0	644.2	250.8	246.1	221.0	242.7	62.6	63.0	64.6	63.1	229.70	30.26	6950.72
2006/11/16	10:53:00	1214.5	920.1	267.4	290.4	247.7	248.3	542.2	666.8	250.8	246.1	220.8	242.7	63.7	63.7	63.9	63.6	229.90	30.29	6966.70
2006/11/16	10:54:00	1214.8	918.9	267.4	289.6	249.4	248.6	541.2	647.9	250.7	246.0	221.1	242.7	64.6	62.4	64.1	62.3	230.10	30.27	6967.43
2006/11/16	10:55:00	1215.1	919.6	267.6	290.7	249.9	248.7	543.0	651.1	250.4	245.9	221.2	242.7	64.6	63.8	65.4	62.3	229.40	30.18	6923.29
2006/11/16	10:56:00	1214.7	921.3	267.6	290.4	249.7	248.9	541.1	562.6	250.7	246.3	221.2	242.9	64.8	63.8	65.1	63.3	229.90	30.25	6959.07
2006/11/16	10:57:00	1216.1	919.7	267.4	289.2	249.2	248.9	541.9	564.6	250.7	245.9	221.1	242.9	64.6	63.1	65.4	63.9	229.70	30.25	6948.43
2006/11/16	10:58:00	1215.4	921.2	267.4	290.2	249.2	249.2	542.2	562.2	250.8	246.4	221.3	242.9	64.4	63.1	64.8	63.6	229.70	30.21	6948.30
2006/11/16	10:59:00	1214.7	922.6	267.6	290.2	249.4	248.6	542.0	559.0	250.4	246.4	221.2	242.9	64.8	62.2	64.8	63.1	229.20	30.20	6921.84
2006/11/16	11:00:00	1215.2	923.1	267.8	291.2	249.6	249.7	541.1	555.4	251.2	246.4	221.4	242.9	65.1	62.4	65.6	62.8	229.20	30.17	6922.57
2006/11/16	11:01:00	1214.1	921.6	267.7	290.2	249.6	249.1	539.4	531.3	251.0	246.5	221.3	242.9	65.1	64.1	65.3	63.5	229.00	30.13	6899.77
2006/11/16	11:02:00	1215.2	921.1	267.8	290.1	249.7	248.9	542.2	583.3	251.4	246.7	221.5	243.0	64.6	62.8	65.6	63.7	229.60	30.25	6945.40
2006/11/16	11:03:00	1214.6	923.3	267.9	291.4	249.9	248.9	541.7	579.1	250.9	246.4	221.5	243.0	64.6	62.3	65.4	63.3	229.70	30.26	6950.72
2006/11/16	11:04:00	1214.7	921.7	267.9	290.2	249.7	249.2	540.9	570.5	251.0	246.3	221.3	243.0	64.6	63.3	65.5	63.4	229.90	30.25	6954.47
2006/11/16	11:05:00	1214.4	920.8	267.9	290.4	249.2	248.9	542.2	576.9	251.2	246.4	221.4	243.0	64.8	63.1	65.0	63.1	229.40	30.23	6934.76
2006/11/16	11:06:00	1214.6	920.1	267.7	290.6	249.4	249.1	542.4	557.2	250.8	246.5	221.3	243.0	64.0	60.4	64.4	62.6	228.80	30.15	6898.32
2006/11/16	11:07:00	1215.1	919.1	267.7	290.7	249.6	249.1	541.4	586.3	250.4	246.1	221.1	242.9	63.2	60.4	64.6	62.1	229.70	30.26	6950.72
2006/11/16	11:08:00	1214.5	922.7	267.8	289.7	249.2	248.9	541.9	567.0	250.8	246.3	221.1	242.9	63.4	61.8	65.4	62.1	229.20	30.20	6921.84
2006/11/16	11:09:00	1215.1	922.1	267.8	289.6	248.9	248.4	541.9	560.4	250.8	246.0	221.2	242.9	64.1	63.1	65.4	62.8	229.40	30.21	6930.17
2006/11/16	11:10:00	1215.4	918.8	267.8	290.2	248.9	248.6	540.9	577.9	250.8	246.0	221.3	242.9	64.3	62.6	64.3	62.0	227.60	29.92	6809.79
2006/11/16	11:11:00	1215.4	919.4	267.8	290.1	249.6	248.4	541.2	568.2	250.5	246.5	221.2	242.9	64.6	62.8	64.8	62.2	229.60	30.19	6931.62
2006/11/16	11:12:00	1214.4	924.2	267.9	289.6	249.1	249.1	541.9	588.1	250.9	246.5	221.3	242.9	63.5	61.9	64.6	62.2	229.60	30.05	6920.52
2006/11/16	11:13:00	1214.4	921.9	267.8	290.6	248.9	249.9	541.3	574.6	251.0	246.5	221.1	242.9	63.0	63.0	64.0	63.2	229.30	30.19	6922.57
2006/11/16	11:14:00	1215.1	922.9	267.8	290.2	249.4	249.1	542.2	564.4	250.7	246.3	221.3	242.9	64.4	62.8	65.0	63.0	230.00	30.22	6959.67
2006/11/16	11:15:00	1214.2	920.5	267.9	290.4	248.7	249.2	540.9	576.4	251.3	246.4	221.2	242.9	64.1	61.9	65.2	63.1	230.10	30.29	6969.73
2006/11/16	11:16:00	1213.7	921.4	267.9	289.6	249.6	248.7	540.8	547.9	250.5	246.2	221.2	242.9	64.0	61.8	65.5	62.8	229.50	30.21	6933.20
2006/11/16	11:17:00	1214.4	921.2	267.9	290.4	249.7	248.7	540.9	556.6	250.7	246.3	221.0	242.9	63.1	62.8	65.1	62.8	228.90	30.14	6899.05
2006/11/16	11:18:00	1213.2	924.0	267.8	290.6	249.7	249.1	542.2	551.2	250.7	246.5	221.2	242.9	64.1	62.4	64.8	63.2	229.40	30.13	6929.90
2006/11/16	11:19:00	1213.7	922.4	267.9	289.9	249.2	249.1	541.7	557.4	250.4	246.6	221.2	243.0	64.2	63.0	65.2	62.0	229.00	30.17	6908.93
2006/11/16	11:20:00	1213.6	921.1	267.9	290.1	250.0	248.9	542.4	566.1	250.2	246.2	221.2	242.9	64.2	62.6	65.3	61.2	229.50	30.20	6930.90
2006/11/16	11:21:00	1213.4	920.0	267.9	290.7	249.9	248.6	543.2	572.4	250.7	246.2	221.3	243.0	64.4	63.0	65.1	62.3	230.00	30.27	6962.10
2006/11/16	11:22:00	1214.1	920.9	268.1	289.6	249.6	248.7	542.4	550.2	250.7	246.4	221.2	243.0	64.1	63.0	64.8	63.1	230.00	30.28	6966.70
2006/11/16	11:23:00	1214.0	921.8	268.1	289.4	249.4	248.9	542.0	556.1	250.4	246.1	221.3	243.0	64.1	62.8	64.4	62.8	229.80	30.27	6956.05
2006/11/16	11:24:00	1214.4	919.9	268.2	289.9	249.4	249.1	542.4	569.8	250.8	246.2	221.4	243.0	63.8	61.8	64.8	62.2	229.10	30.14	6905.07
2006/11/16	11:25:00	1214.8	922.3	268.2	289.7	249.9	249.2	541.1	560.7	250.7	246.2	221.2	243.0	63.8	62.8	65.1	62.6	229.30	30.18	6920.27
2006/11/16	11:26:00	1215.1	921.4	268.2	290.4	248.9	249.4	542.4	576.9	250.8	246.5	221.4	243.2	63.7	63.2	65.7	62.0	228.90	30.11	6903.62
2006/11/16	11:27:00	1214.6	921.4	267.9	290.4	249.4	249.2	540.9	554.9	250.8	246.5	221.3	243.2	64.4	63.8	65.2	62.2	229.30	30.15	6913.40
2006/11/16	11:28:00	1214.4	921.6	268.1	289.4	250.2	249.2	541.9	562.7	250.7	246.3	221.4	243.0	65.3	63.0	65.1	63.1	229.80	30.25	6951.45
2006/11/16	11:29:00	1215.5	920.1	268.2	290.2	250.2	249.2	541.4	565.2	251.0	246.5	221.4	243.0	65.1	63.1	65.6	63.4	229.90	30.28	6961.37
2006/11/16	11:30:00	1215.5	920.1	268.2	289.8	250.4	249.6	540.8	561.4	251.2	246.3	221.1	243.0	64.8	64.0	65.7	63.2	229.70	30.15	6925.45
2006/11/16	11:31:00	1214.9	921.4	268.2	290.9	249.9	249.1	542.2	576.4	251.3	246.6	221.4	243.2	64.8	64.6	65.4	63.7	229.70	30.22	6941.53
2006/11/16	11:32:00	1214.8	921.8	268.2	290.9															

Heat Rise Test

1st Run

		TC1	TC2	TC3	TC4	TC5	TC6	TC7	TC8	TC9	TC10	TC11	TC12	TC13	TC14	TC15	TC16	VDC	Amps	Watts	
3-528	Date	Time																			
for Model AOS-025, AOS-050, and AOS-100 Transport Packages, Rev. G, July 27, 2012 (Docket No. 71-9316)	2006/11/16	11:34:00	1214.4	921.6	268.2	290.2	249.7	249.6	542.2	591.9	251.0	246.3	221.3	243.2	64.2	62.6	65.4	63.2	229.30	30.24	6934.03
	2006/11/16	11:35:00	1214.9	919.9	268.2	290.7	250.2	249.4	541.4	578.9	251.2	246.6	221.2	243.2	64.3	63.5	65.6	62.8	229.70	30.23	6943.83
	2006/11/16	11:36:00	1214.5	917.1	268.2	289.7	249.1	249.4	540.7	566.5	250.4	246.6	221.1	243.2	64.8	64.3	65.7	63.2	229.30	30.22	6929.45
	2006/11/16	11:37:00	1216.1	918.9	268.2	289.8	249.6	249.1	542.0	564.7	250.7	246.8	221.4	243.2	64.8	62.8	65.4	62.6	229.80	30.24	6952.18
	2006/11/16	11:38:00	1214.4	923.8	268.2	290.9	249.2	248.9	541.9	559.8	250.8	246.5	221.5	243.2	64.3	61.7	64.3	62.1	229.70	30.25	6948.43
	2006/11/16	11:39:00	1214.6	921.7	268.2	290.9	249.6	248.9	541.4	575.9	250.9	246.2	221.3	243.2	65.0	62.2	65.0	63.1	229.60	30.19	6931.62
	2006/11/16	11:40:00	1214.0	919.7	267.9	290.9	248.7	248.6	542.4	584.9	251.2	246.5	221.3	243.2	65.1	63.4	64.8	63.5	229.70	30.09	6911.67
	2006/11/16	11:41:00	1214.4	919.6	268.2	290.1	249.4	249.2	540.3	603.4	250.8	246.6	221.3	243.2	64.4	63.0	65.6	63.1	229.90	30.26	6956.77
	2006/11/16	11:42:00	1215.2	919.6	268.2	289.9	249.7	249.4	540.7	584.6	251.4	246.5	221.2	243.2	64.2	62.8	65.4	62.8	229.30	30.20	6924.86
	2006/11/16	11:43:00	1215.9	918.3	268.2	289.2	250.2	249.7	540.4	594.7	250.7	246.7	221.3	243.2	64.0	62.0	65.7	61.8	229.50	30.23	6937.79
	2006/11/16	11:44:00	1214.6	921.3	268.4	289.2	249.7	249.4	542.2	594.7	251.2	246.6	221.4	243.2	65.0	63.8	65.4	62.4	229.50	30.17	6924.02
	2006/11/16	11:45:00	1215.6	919.9	268.4	290.4	249.9	248.9	541.9	573.9	251.4	246.7	221.5	243.4	65.0	64.0	65.5	62.8	228.70	30.22	6911.31
	2006/11/16	11:46:00	1214.8	921.5	268.6	290.4	250.2	249.4	543.1	567.3	251.2	246.8	221.6	243.4	64.6	63.8	65.2	63.0	229.60	30.17	6938.51
	2006/11/16	11:47:00	1215.1	921.7	268.4	289.7	249.9	249.7	542.7	562.0	251.2	246.6	221.5	243.4	64.2	63.6	65.5	63.3	229.60	30.22	6938.51
	2006/11/16	11:48:00	1214.8	921.8	268.6	290.6	250.7	249.9	541.9	563.9	251.6	247.1	221.4	243.4	64.6	63.7	65.6	64.0	229.30	30.25	6936.33
	2006/11/16	11:49:00	1214.1	922.7	268.6	290.9	250.2	249.9	542.4	554.6	251.5	247.1	221.7	243.4	64.8	63.3	65.5	63.6	229.90	30.25	6959.07
	2006/11/16	11:50:00	1214.6	922.0	268.4	290.9	249.7	249.7	541.4	563.5	251.5	247.0	221.6	243.4	65.1	63.2	65.9	63.1	229.90	30.28	6961.37
	2006/11/16	11:51:00	1213.8	920.5	268.7	290.7	250.2	249.6	541.2	560.4	251.4	246.9	221.7	243.4	64.4	63.1	65.5	63.1	229.90	30.26	6959.07
	2006/11/16	11:52:00	1214.2	920.6	268.6	290.9	249.9	249.7	543.4	538.4	251.4	246.8	221.7	243.4	64.4	63.7	65.8	63.1	228.90	30.15	6912.78
	2006/11/16	11:53:00	1214.4	921.4	268.6	289.7	249.9	249.7	542.8	548.1	251.4	246.5	221.5	243.4	64.8	63.5	65.8	63.6	229.90	30.27	6959.07
	2006/11/16	11:54:00	1214.7	920.5	268.7	290.9	249.7	249.7	541.7	540.0	251.5	246.8	221.6	243.4	65.1	63.4	65.8	63.8	229.70	30.26	6953.02
	2006/11/16	11:55:00	1214.9	920.1	268.4	289.7	249.9	249.7	542.2	552.3	251.6	247.0	221.5	243.4	64.6	63.8	65.0	63.8	229.90	30.24	6956.77
	2006/11/16	11:56:00	1215.4	919.3	268.6	290.9	249.6	249.4	540.9	539.4	251.5	247.0	221.5	243.4	63.7	64.3	65.3	63.0	230.00	30.25	6957.50
	2006/11/16	11:57:00	1214.3	921.5	268.7	291.2	249.9	249.7	541.7	497.8	251.6	247.0	221.6	243.4	64.6	63.6	65.3	63.0	230.10	30.27	6965.13
	2006/11/16	11:58:00	1215.4	920.9	268.4	290.9	249.7	249.7	541.4	499.5	251.5	246.8	221.6	243.4	65.2	62.8	65.4	63.4	229.80	30.25	6951.45
	2006/11/16	11:59:00	1215.7	921.3	268.4	289.7	250.0	249.4	541.9	550.7	251.5	246.9	221.6	243.4	65.0	62.8	65.4	62.8	229.50	30.19	6928.61
	2006/11/16	12:00:00	1215.4	922.1	268.7	290.7	249.4	250.0	540.9	484.3	251.9	246.9	221.5	243.4	63.1	64.6	65.3	63.1	229.80	30.26	6953.75
	2006/11/16	12:01:00	1215.4	922.1	268.6	289.7	249.7	249.4	540.2	487.4	251.6	247.3	221.4	243.4	63.2	63.1	65.1	64.1	229.50	30.25	6942.38
	2006/11/16	12:02:00	1214.9	921.3	268.7	291.5	250.0	249.4	542.7	492.5	251.6	246.8	221.5	243.4	65.0	63.6	65.8	63.9	229.40	30.25	6939.35
	2006/11/16	12:03:00	1214.6	921.7	268.7	289.9	249.2	249.7	541.9	500.5	251.6	247.1	221.5	243.4	65.0	64.3	66.2	63.8	229.80	30.27	6956.05
	2006/11/16	12:04:00	1214.4	921.1	268.7	290.4	250.2	249.7	540.9	482.6	251.6	247.3	221.3	243.4	64.3	63.2	65.8	63.2	229.70	30.24	6946.13
	2006/11/16	12:05:00	1214.7	919.9	268.7	290.2	250.4	249.7	541.7	525.2	251.5	247.1	221.7	243.4	64.8	63.5	65.6	63.4	230.00	30.29	6966.70
	2006/11/16	12:06:00	1214.4	921.5	268.6	290.9	249.9	249.6	540.9	511.2	251.7	247.0	221.8	243.5	65.0	63.6	65.8	63.5	230.00	30.26	6962.83
	2006/11/16	12:07:00	1214.2	920.0	268.7	290.4	249.9	249.9	540.5	471.7	251.0	247.0	221.7	243.5	64.6	63.2	65.4	63.8	229.80	30.24	6949.15
	2006/11/16	12:08:00	1215.0	919.1	268.7	289.8	250.2	249.4	542.0	505.2	250.9	246.8	221.7	243.5	64.3	62.6	65.2	63.7	229.70	30.24	6953.02
	2006/11/16	12:09:00	1215.9	921.5	268.7	290.9	249.7	249.6	542.7	488.4	250.9	246.9	221.8	243.5	64.4	62.8	65.5	62.8	229.90	30.26	6959.07
	2006/11/16	12:10:00	1214.3	922.1	268.7	290.7	248.9	249.7	543.5	486.7	251.5	247.0	221.8	243.5	64.4	63.2	65.3	62.6	229.00	30.16	6906.64
	2006/11/16	12:11:00	1214.3	920.1	268.7	290.2	250.4	249.7	541.1	496.2	251.5	246.9	221.6	243.4	65.3	63.6	65.8	63.1	229.70	30.18	6947.44
	2006/11/16	12:12:00	1215.1	920.2	268.7	290.1	250.0	249.2	542.2	496.7	251.7	247.0	221.5	243.5	64.6	64.4	65.6	63.3	230.00	30.25	6966.70
	2006/11/16	12:13:00	1214.6	922.9	268.7	291.0	249.6	249.7	543.8	509.4	251.8	247.7	221.4	243.4	64.1	64.2	65.0	64.8	229.80	30.25	6951.45
	2006/11/16	12:14:00	1214.4	919.4	268.7	291.2	249.9	249.7	542.2	501.5	251.8	247.3	221.5	243.4	63.7	63.3	65.5	64.1	229.20	30.20	6921.84
	2006/11/16	12:15:00	1214.5	920.6	268.7	290.7	250.4	249.7	541.9	504.3	251.2	247.1	221.5	243.4	64.2	63.6	65.6	63.4	229.90	30.23	6949.88
	2006/11/16	12:16:00	1214.7	922.6	268.9	290.6	249.1	249.6	542.4	503.0	251.2	247.0	221.7	243.4	64.3	63.6	65.2	62.3	230.10	30.29	6969.73
	2006/11/16	12:17:00	1215.1	922.6	268.7	290.9	248.9	249.6	542.2	496.0	251.8	247.4	221.5	243.5	63.2	64.0	65.1	62.8	229.10	30.18	6914.24
	2006/11/16	12:18:00	1214.4	922.3	268.9	290.9	250.0	249.9	542.8	502.1	251.7	247.5	221.6	243.5	63.6	63.9	65.5	63.2	230.10	30.27	6968.15
	2006/11/16	12:19:00	1214.3	923.4	268.9	290.4	250.2	250.2	541.2	499.4	251.5	247.5	221.8	243.5	64.8	63.6	65.9	63.8	229.90	30.28	6961.37
	2006/11/16	12:20:00	1214.7	922.4	269.0	291.2	249.9	250.2	540.8	529.4	251.6	247.3	221.9	243.7	65.5	64.1	66.1	63.3	229.70	30.26	6950.72
	2006/11/16	12:21:00	1214.7	923.3	268.9	291.2	250.0	249.7	541.6	513.9	251.6	247.3	221.9	243.7	63.9	63.8	65.4	63.3	230.10	30.27	6965.13
	2006/11/16	12:22:00	1214.2	921.8	268.9	290.4	249.6	250.0	541.4	574.1	251.8	247.6	221.8	243.7	63.5	62.0	65.6	63.3	230.00	30.26	6959.80
	2006/11/16	12:23:00	1215.1	922.1	268.9	289.9	249.7	249.7	541.3	545.4	250.9	247.4	221.7	243.7	64.3	63.7	65.6	61.8	229.70	30.16	6927.75
	2006/11/16	12:24:00	1214.4	925.1	269.2	290.9	249.4	249.9	541.9	552.1	252.1	247.5	221.7	243.7	64.8	64.3	65.3	63.3	229.80	30.23	6946.85
	2006/11/16	12:25:00	1214.6	920.8	269.2	289.0	250.5	249.9	541.9	538.7	252.4	247.6	221.7	243.7	65.3	64.8	65.4	64.0	229.30	30.22	6929.45
	2006/11/16	12:26:00	1214.4	920.8	269.2	290.7	250.8	250.4	542.9												

Heat Rise Test

1st Run

Date	Time	TC1	TC2	TC3	TC4	TC5	TC6	TC7	TC8	TC9	TC10	TC11	TC12	TC13	TC14	TC15	TC16	VDC	Amps	Watts
2006/11/16	12:30:00	1213.5	921.6	269.0	290.4	249.4	249.9	543.4	526.7	251.9	247.6	221.7	243.7	64.2	63.4	65.5	62.6	229.60	30.27	6954.58
2006/11/16	12:31:00	1214.6	922.9	269.2	290.9	249.7	250.2	543.5	518.1	252.2	247.6	221.8	243.7	64.8	63.9	65.4	63.0	229.50	30.21	6933.20
2006/11/16	12:32:00	1214.8	921.5	269.0	290.2	249.7	249.7	542.9	536.0	251.8	247.6	221.8	243.7	64.6	63.0	65.1	62.8	229.90	30.26	6956.77
2006/11/16	12:33:00	1215.2	921.0	268.9	290.9	250.4	250.0	542.2	510.2	251.4	247.4	221.9	243.7	64.6	63.5	65.6	62.6	229.70	30.26	6950.72
2006/11/16	12:34:00	1214.7	919.1	269.2	290.9	250.7	250.0	542.0	530.2	252.1	247.2	221.9	243.7	64.6	63.2	65.5	63.3	229.90	30.26	6956.77
2006/11/16	12:35:00	1214.3	920.1	269.0	290.7	249.9	249.6	541.9	533.6	251.6	247.3	221.7	243.7	64.6	62.2	64.8	63.5	229.50	30.22	6937.79
2006/11/16	12:36:00	1213.6	918.8	269.0	290.9	249.7	249.9	541.4	515.4	251.4	247.3	221.6	243.7	65.2	63.1	65.2	63.6	229.90	30.23	6958.95
2006/11/16	12:37:00	1214.0	922.4	269.2	291.4	249.9	249.9	542.0	556.7	251.6	247.3	221.8	243.7	65.1	63.9	65.8	63.3	230.10	30.29	6969.73
2006/11/16	12:38:00	1215.1	918.7	269.2	290.7	250.2	250.2	542.2	534.9	252.0	247.2	221.8	243.7	64.8	64.1	65.5	63.9	229.30	30.19	6922.57
2006/11/16	12:39:00	1213.7	922.1	269.0	290.4	249.7	250.2	542.4	529.4	251.8	247.8	221.8	243.8	64.3	64.2	65.1	63.5	230.10	30.29	6969.73
2006/11/16	12:40:00	1213.6	925.3	269.0	290.9	249.7	250.2	543.9	1183.5	251.9	247.7	221.9	243.9	65.0	63.9	65.1	63.3	229.90	30.28	6966.70
2006/11/16	12:41:00	1213.5	922.7	269.4	291.7	250.4	250.4	542.2	1204.9	251.7	247.9	222.0	243.9	64.3	63.9	65.4	63.1	229.50	30.22	6935.49
2006/11/16	12:42:00	1213.3	922.1	269.2	290.7	250.0	250.2	541.7	1206.3	251.7	247.8	221.8	243.8	64.8	63.9	66.0	63.1	229.50	30.17	6924.02
2006/11/16	12:43:00	1215.0	923.3	269.2	290.4	250.7	250.4	542.2	1097.4	251.9	248.1	221.7	243.8	64.2	63.5	66.1	64.0	230.00	30.28	6964.40
2006/11/16	12:44:00	1215.1	921.2	269.2	289.7	250.9	250.4	542.4	1166.1	252.2	248.1	221.7	243.8	64.2	64.0	65.1	63.9	229.80	30.23	6965.24
2006/11/16	12:45:00	1214.4	922.6	269.2	290.4	250.0	250.2	543.1	1204.9	252.1	247.9	221.8	243.8	64.6	64.0	64.6	64.2	229.50	30.25	6942.38
2006/11/16	12:46:00	1214.1	921.3	269.4	290.9	250.2	250.4	541.1	1209.4	251.8	247.9	222.0	243.9	65.0	63.6	66.0	64.0	230.00	30.29	6966.70
2006/11/16	12:47:00	1214.4	919.0	269.2	290.6	250.2	250.4	541.2	1216.6	251.5	247.7	221.9	243.9	65.4	63.2	66.0	63.0	229.90	30.21	6952.18
2006/11/16	12:48:00	1214.2	920.7	269.4	290.7	249.9	250.2	542.5	1203.3	251.9	247.8	221.7	243.9	65.5	64.1	65.8	64.0	229.60	30.23	6945.40
2006/11/16	12:49:00	1213.8	924.0	269.4	291.7	250.0	250.4	542.0	1205.8	252.0	247.7	221.9	243.9	64.4	62.3	66.1	63.0	229.40	30.23	6934.76
2006/11/16	12:50:00	1213.6	922.4	269.4	290.6	250.4	250.2	543.3	1213.6	252.2	247.7	221.9	243.8	64.6	62.2	65.9	62.8	229.30	30.23	6936.33
2006/11/16	12:51:00	1214.7	920.4	269.2	289.8	250.0	250.4	542.0	1214.3	251.9	247.5	221.9	243.8	64.8	63.3	65.5	62.4	229.30	30.23	6940.81
2006/11/16	12:52:00	1215.1	921.9	269.2	290.7	249.7	249.9	542.9	1223.7	251.6	247.5	221.9	243.8	65.1	61.6	64.8	62.6	230.00	30.23	6966.70
2006/11/16	12:53:00	1214.7	922.0	269.4	290.4	250.0	249.7	542.4	1219.8	251.5	247.3	221.9	243.7	65.1	63.2	65.6	62.8	229.10	30.17	6911.95
2006/11/16	12:54:00	1213.7	923.1	269.4	291.2	250.2	250.2	542.4	1220.9	251.6	247.4	222.0	243.8	65.3	63.4	65.4	63.1	229.90	30.27	6959.07
2006/11/16	12:55:00	1214.1	923.9	269.4	290.7	249.7	250.0	543.9	1217.3	251.6	247.4	222.0	243.8	64.3	62.8	65.4	63.2	229.70	30.17	6936.08
2006/11/16	12:56:00	1213.7	922.6	269.4	290.4	250.2	250.0	542.4	1225.9	251.6	247.4	221.8	243.8	64.8	63.1	65.5	63.4	229.70	30.27	6964.40
2006/11/16	12:57:00	1213.6	921.1	269.4	290.6	249.9	250.2	543.3	1217.2	251.8	247.6	221.7	243.8	64.6	64.2	65.8	63.8	229.90	30.25	6954.47
2006/11/16	12:58:00	1213.5	925.1	269.7	290.9	249.9	250.5	542.7	1225.3	252.1	247.7	221.8	243.9	65.3	63.3	65.7	63.5	229.80	30.23	6946.85
2006/11/16	12:59:00	1213.8	919.9	269.7	290.4	250.7	250.2	543.4	1213.3	252.1	247.7	221.9	244.0	65.4	63.7	65.7	63.4	229.90	30.27	6959.07
2006/11/16	13:00:00	1213.9	923.2	269.7	291.9	250.2	250.5	542.2	1213.3	252.2	247.8	221.9	244.0	65.0	64.0	66.0	63.8	229.30	30.24	6938.62
2006/11/16	13:01:00	1214.8	920.2	269.7	290.4	250.5	250.4	542.4	1211.1	252.0	247.8	221.9	244.0	65.1	64.0	65.7	63.9	229.90	30.28	6961.37
2006/11/16	13:02:00	1214.3	924.6	269.4	291.0	250.4	250.4	542.4	1212.3	252.4	248.3	222.0	244.2	64.8	63.3	65.5	63.6	230.10	30.29	6969.73
2006/11/16	13:03:00	1215.1	920.6	269.4	291.7	249.7	250.5	540.8	1228.8	252.2	247.8	221.8	244.2	65.3	63.3	65.3	63.5	230.20	30.30	6975.06
2006/11/16	13:04:00	1214.5	921.6	269.7	291.8	251.2	250.4	542.2	1203.4	252.0	247.9	221.9	244.0	65.4	64.4	66.0	64.1	230.10	30.30	6972.03
2006/11/16	13:05:00	1214.4	918.8	269.8	291.2	251.2	250.7	542.4	1234.0	252.9	248.1	221.9	244.2	64.3	64.3	66.1	64.2	230.20	30.30	6975.06
2006/11/16	13:06:00	1214.4	921.7	269.7	291.4	249.7	250.7	542.2	1239.9	252.4	248.7	221.8	244.2	63.9	65.1	66.1	64.4	230.20	30.29	6972.76
2006/11/16	13:07:00	1213.3	923.0	269.7	291.4	249.9	250.7	542.2	1228.4	252.9	248.7	221.9	244.0	64.0	64.6	65.8	64.6	230.20	30.30	6975.06
2006/11/16	13:08:00	1213.3	924.1	269.7	290.7	249.2	250.4	542.4	1223.7	253.2	248.9	221.8	244.0	65.4	64.8	65.8	65.7	230.20	30.30	6975.06
2006/11/16	13:09:00	1215.2	921.4	269.5	290.9	250.4	249.9	540.9	1233.1	252.8	248.7	221.8	244.0	65.2	63.2	64.8	63.9	230.20	30.30	6975.06
2006/11/16	13:10:00	1215.0	921.6	269.7	290.4	250.5	250.0	541.6	1243.0	252.6	247.9	221.8	244.0	65.0	63.6	64.8	64.0	230.20	30.30	6975.06
2006/11/16	13:11:00	1214.6	922.6	269.8	291.2	250.2	249.9	543.1	1235.8	252.1	248.4	221.9	244.0	64.2	63.6	65.2	64.1	230.20	30.30	6975.06
2006/11/16	13:12:00	1214.4	920.2	269.8	290.6	249.9	250.4	540.9	1246.3	251.9	248.4	221.7	244.0	64.0	64.4	65.4	64.8	230.20	30.30	6975.06
2006/11/16	13:13:00	1215.4	922.1	269.8	290.9	249.6	250.2	541.7	1237.9	252.9	248.7	221.8	244.0	63.9	63.6	65.1	65.2	230.20	30.30	6975.06
2006/11/16	13:14:00	1215.1	919.6	269.9	290.9	250.7	250.5	540.6	1227.9	252.3	248.4	221.9	244.0	65.3	64.1	66.1	65.0	230.20	30.30	6975.06
2006/11/16	13:15:00	1215.0	923.3	269.9	290.6	250.0	250.7	543.3	1035.8	252.4	248.6	222.2	244.2	65.7	64.6	66.4	64.3	230.20	30.30	6975.06
2006/11/16	13:16:00	1214.2	920.9	270.0	291.0	249.7	250.9	542.9	1120.4	252.9	248.4	222.1	244.2	64.8	64.6	66.2	64.3	230.20	30.29	6972.76
2006/11/16	13:17:00	1214.6	922.1	269.9	291.2	249.9	250.4	541.7	1141.5	253.2	249.1	222.1	244.2	64.0	64.0	65.4	64.4	230.20	30.30	6975.06
2006/11/16	13:18:00	1215.0	920.8	269.8	290.6	250.7	250.5	542.8	1200.7	252.9	248.7	222.2	244.2	64.8	64.1	66.1	64.2	230.20	30.30	6975.06
2006/11/16	13:19:00	1214.3	922.0	269.9	291.7	250.9	250.8	542.7	1200.5	252.6	248.7	222.0	244.3	65.6	64.8	66.6	64.8	230.00	30.30	6971.30
2006/11/16	13:20:00	1214.8	922.6	270.0	291.0	250.2	250.5	543.2	1202.6	252.9	248.7	222.3	244.3	65.0	65.0	67.1	64.6	230.20	30.30	6975.06
2006/11/16	13:21:00	1214.4	922.1	269.8	291.5	249.9	250.4	541.4	1181.0	252.8	248.7	222.2	244.2	65.3	64.2	65.9	64.3	230.10	30.30	6972.03
2006/11/16	13:22:00	1215.2	921.8	270.2	291.4	250.8	250.4	542.2	1200.1	252.4	248.4	222.3	244.2	64.6	64.6	65.6	64.2	230.20	30.30	6975.06
2006/11/16	13:23:00	1215.0	922.9	270.0	290.9	249.4	250.2	541.3	1190.7	252.4	248.7	222.2	244.2	64.2	65.6	64.8	64.2	229.20	30.19	6919.55
2006/11/16	13:24:0																			

Heat Rise Test

1st Run

Date	Time	TC1	TC2	TC3	TC4	TC5	TC6	TC7	TC8	TC9	TC10	TC11	TC12	TC13	TC14	TC15	TC16	VDC	Amps	Watts
2006/11/16	13:26:00	1213.5	919.9	269.9	290.4	250.7	250.5	543.0	1199.8	252.6	248.7	222.2	244.2	64.6	63.8	65.9	64.6	230.20	30.30	6975.06
2006/11/16	13:27:00	1213.9	921.5	270.0	290.4	250.4	250.2	541.7	1126.7	252.8	248.9	222.2	244.2	65.1	63.8	65.2	63.9	230.10	30.29	6969.73
2006/11/16	13:28:00	1214.0	920.6	270.2	290.9	250.0	250.4	541.4	1193.9	252.6	248.9	222.3	244.2	64.8	64.6	65.2	64.4	230.20	30.29	6972.76
2006/11/16	13:29:00	1213.5	920.6	270.2	290.7	250.5	250.5	541.9	1192.1	253.2	249.2	222.2	244.3	64.8	64.0	65.8	65.7	230.20	30.29	6972.76
2006/11/16	13:30:00	1214.4	921.0	270.0	291.2	250.5	250.2	541.4	1188.6	252.9	249.4	222.1	244.3	65.3	65.4	66.0	65.3	230.20	30.30	6977.36
2006/11/16	13:31:00	1214.0	919.9	269.9	290.9	250.5	250.5	541.3	1186.8	252.6	249.2	222.2	244.3	65.3	66.8	66.0	65.1	230.20	30.30	6975.06
2006/11/16	13:32:00	1213.6	918.3	270.2	291.0	250.4	250.9	541.6	1208.2	253.1	249.4	222.3	244.3	64.6	66.2	65.9	65.7	230.20	30.30	6975.06
2006/11/16	13:33:00	1214.1	922.9	270.2	291.4	251.2	250.9	542.9	1195.5	253.5	249.4	222.2	244.4	65.4	67.1	66.4	65.8	230.20	30.30	6975.06
2006/11/16	13:34:00	1214.2	920.4	270.2	291.7	250.7	249.6	541.9	1206.9	253.2	249.7	222.3	244.4	65.9	67.3	66.0	65.1	230.10	30.29	6969.73
2006/11/16	13:35:00	1214.1	920.6	270.3	291.9	250.7	250.7	542.4	1202.6	253.6	249.6	222.4	244.4	66.6	66.3	66.2	65.7	230.20	30.30	6977.36
2006/11/16	13:36:00	1215.1	919.6	270.2	291.2	251.0	250.8	542.8	1211.0	253.8	249.7	222.5	244.5	66.6	65.7	67.6	66.3	230.20	30.30	6975.06
2006/11/16	13:37:00	1214.4	922.1	270.5	290.7	250.9	250.8	540.6	1115.6	253.8	249.9	222.6	244.7	66.8	66.3	65.8	66.8	230.20	30.30	6977.36
2006/11/16	13:38:00	1214.4	921.5	270.5	292.0	251.0	251.2	542.7	1175.7	253.7	250.0	222.8	244.7	67.3	66.3	66.3	66.6	230.20	30.29	6975.06
2006/11/16	13:39:00	1213.9	923.7	270.5	292.7	251.2	251.2	543.4	1168.6	253.9	250.0	222.6	244.7	66.1	66.3	66.6	66.4	230.10	30.29	6969.73
2006/11/16	13:40:00	1213.8	922.4	270.5	291.8	250.8	250.8	543.4	1183.5	254.2	250.2	222.7	244.7	66.4	66.8	66.6	66.6	230.10	30.29	6972.76
2006/11/16	13:41:00	1213.9	920.6	270.6	291.7	251.4	251.3	543.5	1181.9	253.9	250.4	222.6	244.7	66.6	66.2	66.6	66.3	230.20	30.29	6975.06
2006/11/16	13:42:00	1214.2	920.5	270.6	292.8	250.4	250.7	542.2	1195.4	253.6	250.4	222.8	244.7	66.2	65.9	66.8	65.8	230.10	30.28	6972.03
2006/11/16	13:43:00	1214.1	924.3	270.6	292.2	250.7	251.4	542.4	1177.9	254.1	250.7	222.6	244.8	66.0	66.4	67.6	66.4	230.00	30.28	6964.40
2006/11/16	13:44:00	1214.4	921.2	269.7	292.2	250.7	250.7	541.1	1191.4	253.6	250.4	222.7	244.8	66.2	66.6	66.8	65.7	229.40	30.23	6934.76
2006/11/16	13:45:00	1213.5	922.6	270.4	291.4	250.9	251.0	543.4	1180.1	254.0	250.5	222.7	244.8	65.2	67.3	66.3	66.0	230.00	30.27	6962.10
2006/11/16	13:46:00	1213.6	921.9	270.5	291.5	250.9	251.0	543.3	1181.1	254.1	250.4	222.7	244.8	64.8	65.9	66.3	66.1	229.50	30.23	6940.08
2006/11/16	13:47:00	1214.1	922.0	270.4	291.4	250.5	251.2	541.7	1188.2	253.3	250.2	222.8	244.8	65.5	64.8	66.6	65.7	230.00	30.23	6958.95
2006/11/16	13:48:00	1214.4	922.6	270.3	290.4	250.4	251.2	543.0	1196.3	253.6	249.7	222.7	244.7	65.1	65.8	66.6	65.4	228.90	30.17	6905.91
2006/11/16	13:49:00	1214.2	922.1	270.4	292.0	251.4	251.0	542.4	1188.9	254.4	250.5	222.6	244.8	65.6	65.5	66.8	65.9	229.20	30.20	6921.84
2006/11/16	13:50:00	1214.1	924.9	270.5	291.7	251.2	250.7	542.9	1222.4	254.0	250.5	222.6	244.8	65.3	66.1	67.1	66.1	229.90	30.23	6954.47
2006/11/16	13:51:00	1214.4	920.9	270.5	291.4	250.7	251.2	543.7	1214.7	253.8	250.7	222.6	244.9	66.3	66.2	67.3	66.1	229.30	30.14	6927.15
2006/11/16	13:52:00	1214.0	920.9	270.5	291.2	250.5	251.2	541.7	1203.8	253.9	250.8	222.9	244.9	66.6	66.0	67.1	66.4	229.70	30.26	6950.72
2006/11/16	13:53:00	1214.0	921.4	270.6	291.2	251.4	251.2	542.0	1210.1	254.2	250.5	222.8	244.9	66.8	67.2	67.5	67.3	229.80	30.26	6953.75
2006/11/16	13:54:00	1214.4	920.1	270.7	291.9	252.2	251.2	543.7	1204.6	254.9	250.9	222.7	245.0	67.0	67.3	67.6	67.6	229.10	30.18	6914.24
2006/11/16	13:55:00	1214.5	921.5	270.9	291.5	251.6	251.2	541.9	1206.4	254.5	251.4	222.8	245.1	67.3	67.2	67.2	67.7	229.70	30.20	6939.24
2006/11/16	13:56:00	1215.1	921.6	270.9	291.7	250.9	251.3	541.9	1214.6	254.8	251.3	222.9	245.1	67.6	66.8	67.7	67.6	229.40	30.20	6927.88
2006/11/16	13:57:00	1214.8	922.4	270.9	292.0	251.2	251.0	544.0	1224.4	254.4	251.5	222.9	245.1	66.4	67.1	67.5	67.1	229.40	30.22	6932.47
2006/11/16	13:58:00	1214.5	920.5	271.0	292.2	251.9	251.4	543.2	1198.0	254.7	251.2	222.9	245.1	66.3	67.8	67.7	67.1	230.00	30.21	6957.36
2006/11/16	13:59:00	1214.7	921.8	270.9	291.8	252.1	250.4	543.0	1173.8	254.4	251.2	222.9	245.1	66.2	67.3	66.6	66.6	229.20	30.19	6919.55
2006/11/16	14:00:00	1214.4	919.7	270.8	291.7	251.5	250.9	541.4	1231.3	254.7	251.2	222.9	245.2	66.2	68.1	66.8	67.6	229.80	30.25	6951.45
2006/11/16	14:01:00	1215.4	921.3	270.8	291.8	250.7	251.4	542.0	1195.6	255.3	251.0	222.9	245.2	66.6	66.6	67.1	67.6	229.50	30.23	6937.79
2006/11/16	14:02:00	1214.5	924.1	271.0	292.9	251.8	251.3	542.8	1214.6	254.9	251.4	222.9	245.2	65.5	67.5	67.3	67.5	229.50	30.22	6935.49
2006/11/16	14:03:00	1214.3	922.3	270.9	291.7	251.5	251.3	544.1	1212.0	255.3	251.4	222.9	245.2	66.8	68.0	67.6	67.3	229.70	30.24	6946.13
2006/11/16	14:04:00	1214.4	922.4	271.0	292.2	251.2	251.4	543.0	1203.0	254.3	251.4	223.0	245.2	66.2	67.3	67.2	65.9	228.60	30.15	6892.29
2006/11/16	14:05:00	1214.3	920.6	270.7	292.3	250.2	251.2	542.4	1196.2	255.1	251.3	223.0	245.2	65.9	67.2	67.0	66.1	228.50	30.14	6886.99
2006/11/16	14:06:00	1215.1	917.9	270.9	291.4	250.4	251.3	541.6	1219.1	255.2	251.3	222.8	245.2	66.3	66.3	67.3	66.6	229.80	30.24	6949.15
2006/11/16	14:07:00	1214.9	919.4	270.8	291.5	251.2	251.2	544.3	1204.1	254.9	251.6	223.0	245.2	66.3	66.8	67.3	67.2	230.00	30.24	6958.22
2006/11/16	14:08:00	1214.9	921.0	270.9	291.4	251.8	251.2	542.2	1213.8	254.7	251.3	222.9	245.2	65.6	67.3	67.0	67.1	229.50	30.23	6937.79
2006/11/16	14:09:00	1214.4	922.4	270.9	291.7	250.8	251.0	542.2	1213.2	254.5	251.2	222.9	245.2	66.4	67.3	67.3	66.4	229.50	30.22	6935.49
2006/11/16	14:10:00	1214.6	921.7	271.0	292.0	251.0	251.3	542.4	1230.0	255.2	251.5	223.1	245.2	65.7	67.3	67.2	67.0	228.80	30.16	6900.61
2006/11/16	14:11:00	1214.3	921.0	270.9	290.6	250.9	251.2	543.7	1217.3	254.3	251.5	223.1	245.2	66.8	67.3	66.8	67.3	230.00	30.29	6969.00
2006/11/16	14:12:00	1214.5	920.5	270.9	290.4	251.6	251.5	541.3	1246.0	254.3	251.2	223.1	245.2	66.2	65.5	68.0	66.4	229.50	30.23	6937.79
2006/11/16	14:13:00	1214.4	921.9	270.9	292.0	251.6	251.2	543.7	1214.6	253.9	250.9	223.3	245.2	66.1	64.8	66.8	65.9	228.30	30.11	6874.11
2006/11/16	14:14:00	1213.6	921.4	271.0	291.2	251.0	251.2	543.9	1224.1	254.2	251.0	223.2	245.2	66.4	65.5	66.3	65.9	229.70	30.23	6943.83
2006/11/16	14:15:00	1214.5	921.1	270.9	291.2	251.5	251.2	543.2	1228.1	253.9	250.7	223.2	245.2	66.8	65.9	67.3	65.7	229.70	30.23	6943.83
2006/11/16	14:16:00	1214.4	919.4	270.9	290.7	251.6	251.2	541.6	1240.6	254.5	250.4	223.0	245.0	66.8	65.7	67.1	65.5	229.20	30.18	6917.26
2006/11/16	14:17:00	1215.4	920.0	270.6	291.7	251.2	250.8	543.7	1239.6	253.9	250.2	223.1	244.9	66.0	65.7	67.3	65.2	228.60	29.96	6848.86
2006/11/16	14:18:00	1215.5	921.1	270.8	291.2	251.2	251.2	541.7	1224.1	253.4	250.2	223.2	245.0	66.2	64.8	67.3	65.3	229.40	30.16	6927.88
2006/11/16	14:19:00	1214.4	922.3	270.8	290.2	251.0	251.2	542.4	1245.2	254.5	250.2	223.1	245.0	66.4	65.4	67.1	65.6	228.80	30.14	6896.03
2006/11/16																				

Heat Rise Test 1st Run

Date	Time	TC1	TC2	TC3	TC4	TC5	TC6	TC7	TC8	TC9	TC10	TC11	TC12	TC13	TC14	TC15	TC16	VDC	Amps	Watts
2006/11/16	14:22:00	1213.4	924.0	270.7	291.8	251.2	251.3	542.8	1257.2	254.3	250.7	223.1	245.1	65.6	65.6	65.9	64.8	230.00	30.28	6964.40
2006/11/16	14:23:00	1214.5	918.3	270.7	291.5	250.4	251.2	541.6	1257.3	254.5	250.8	223.1	245.1	65.6	65.7	66.6	65.3	229.70	30.11	6916.27
2006/11/16	14:24:00	1214.8	918.2	271.0	291.7	250.5	251.2	542.9	1243.3	254.5	250.8	223.2	245.1	65.3	66.0	66.8	65.4	229.80	30.24	6951.45
2006/11/16	14:25:00	1214.4	920.4	271.0	291.5	251.0	251.4	542.0	1231.3	255.1	250.9	223.0	245.2	66.6	67.3	66.8	66.8	229.90	30.27	6961.37
2006/11/16	14:26:00	1214.8	920.9	271.1	291.4	251.8	251.4	544.1	1234.7	255.4	251.5	223.0	245.2	66.6	67.7	67.9	67.3	229.80	30.12	6924.59
2006/11/16	14:27:00	1214.7	921.5	271.0	291.7	251.3	251.2	543.5	1262.4	254.7	251.4	222.9	245.3	67.3	67.2	67.6	67.2	227.60	30.13	6857.59
2006/11/16	14:28:00	1215.0	919.9	271.2	291.9	250.5	251.5	541.7	1247.4	255.3	251.3	223.0	245.4	67.1	67.7	67.7	67.8	229.50	30.21	6936.22
2006/11/16	14:29:00	1214.8	922.1	271.3	291.2	251.4	251.5	542.2	1236.7	254.3	251.5	223.1	245.4	67.3	67.5	67.8	67.6	229.20	30.15	6910.38
2006/11/16	14:30:00	1216.5	923.4	271.3	291.7	251.9	251.7	541.9	1261.3	255.1	251.6	223.3	245.4	67.0	66.6	68.6	67.3	229.70	30.24	6946.13
2006/11/16	14:31:00	1215.8	921.7	271.4	291.9	251.2	251.8	541.9	1240.3	255.3	251.8	223.3	245.4	67.2	68.0	68.0	67.9	229.70	30.24	6946.13
2006/11/16	14:32:00	1214.8	922.7	271.2	291.7	251.3	251.9	542.9	1236.6	255.4	252.0	223.3	245.5	67.5	67.5	68.2	68.1	229.30	30.19	6922.57
2006/11/16	14:33:00	1214.4	923.1	271.3	292.2	251.0	251.6	542.5	1252.3	254.9	251.9	223.4	245.5	67.5	66.6	68.2	67.7	229.80	29.91	6891.26
2006/11/16	14:34:00	1214.2	921.4	271.4	292.2	251.7	251.5	543.6	1265.0	255.1	251.7	223.4	245.4	67.2	67.3	68.8	68.0	229.30	30.17	6925.59
2006/11/16	14:35:00	1214.7	920.8	271.4	291.4	251.6	252.0	544.2	1249.9	255.9	251.8	223.2	245.5	67.1	67.7	68.8	68.3	229.80	30.24	6951.45
2006/11/16	14:36:00	1213.9	920.8	271.5	292.0	252.1	251.4	543.5	1245.1	255.4	251.8	223.4	245.6	67.3	67.8	68.6	67.7	229.10	30.17	6911.95
2006/11/16	14:37:00	1214.6	922.4	271.4	291.9	251.5	252.0	543.2	1266.8	254.9	251.6	223.4	245.6	67.2	67.3	68.6	67.3	229.80	30.28	6958.34
2006/11/16	14:38:00	1214.2	921.5	271.5	292.4	251.7	251.8	541.7	1268.3	256.1	252.2	223.4	245.6	68.3	67.8	67.9	68.1	229.00	30.17	6908.93
2006/11/16	14:39:00	1214.5	921.8	271.5	292.0	252.2	251.9	543.4	1259.6	256.1	252.6	223.2	245.6	67.9	68.3	68.6	67.8	229.90	30.26	6956.77
2006/11/16	14:40:00	1214.4	921.8	271.6	293.0	252.7	252.1	542.0	1271.1	255.4	252.2	223.3	245.6	67.7	67.3	68.6	67.8	229.10	30.19	6916.53
2006/11/16	14:41:00	1214.2	922.9	271.5	292.2	252.3	252.1	544.1	1262.5	255.2	252.5	223.4	245.7	67.2	67.5	68.2	67.8	229.90	30.27	6959.07
2006/11/16	14:42:00	1213.9	921.1	271.5	292.6	251.7	251.7	544.7	1256.2	255.3	252.3	223.6	245.6	66.8	67.9	67.9	67.9	230.00	30.25	6966.70
2006/11/16	14:43:00	1214.0	921.5	271.6	291.7	252.1	251.9	542.7	1235.5	255.7	252.4	223.4	245.6	67.5	67.8	69.0	68.2	230.10	30.27	6965.13
2006/11/16	14:44:00	1214.6	920.1	271.6	292.3	252.0	252.2	544.3	1241.3	255.7	252.4	223.4	245.7	67.7	67.5	69.0	68.6	229.70	30.24	6948.43
2006/11/16	14:45:00	1214.6	920.9	271.7	291.9	251.8	251.7	543.3	1278.8	255.7	252.5	223.5	245.7	66.8	67.3	68.1	68.2	229.90	30.28	6961.37
2006/11/16	14:46:00	1214.9	920.6	271.6	293.0	251.7	252.1	543.0	1283.2	256.2	252.7	223.6	245.7	67.5	67.9	68.3	68.3	229.00	30.19	6913.51
2006/11/16	14:47:00	1215.0	919.4	271.5	292.6	252.5	251.8	543.7	1276.8	255.7	252.3	223.6	245.8	67.8	67.6	68.4	68.2	229.90	30.28	6964.40
2006/11/16	14:48:00	1214.7	918.9	271.7	292.6	252.4	251.8	542.5	1259.5	255.4	252.3	223.7	245.8	67.0	67.3	68.8	68.4	229.50	30.21	6933.20
2006/11/16	14:49:00	1214.6	921.9	271.7	292.0	252.6	251.9	543.4	1170.9	255.4	252.5	223.6	245.7	67.5	67.8	68.8	67.7	229.70	30.27	6953.02
2006/11/16	14:50:00	1215.6	923.1	271.7	292.0	251.9	252.1	544.3	1179.4	256.2	252.8	223.7	245.8	67.7	67.9	69.0	68.0	229.90	30.27	6959.07
2006/11/16	14:51:00	1215.1	922.1	271.8	292.0	252.9	252.4	543.9	1179.2	256.2	252.9	223.7	245.9	68.2	68.3	69.0	68.2	229.70	30.24	6948.43
2006/11/16	14:52:00	1215.1	917.8	271.8	292.6	252.0	252.4	542.8	1154.7	256.2	252.7	223.7	245.9	68.6	68.2	69.0	68.3	229.10	30.20	6918.82
2006/11/16	14:53:00	1214.2	922.1	271.7	292.8	252.0	252.2	544.3	1197.2	255.6	253.0	223.7	245.8	68.2	68.2	69.1	68.0	229.90	30.27	6962.10
2006/11/16	14:54:00	1214.2	918.6	271.9	293.2	252.4	252.3	543.1	1184.4	255.9	253.0	223.5	245.8	67.8	68.3	69.3	68.8	230.20	30.26	6968.88
2006/11/16	14:55:00	1214.8	917.8	271.7	291.9	252.9	252.0	544.1	1189.4	255.7	252.6	223.6	245.8	68.0	67.8	68.6	68.3	229.80	30.24	6958.22
2006/11/16	14:56:00	1215.4	921.4	271.6	292.3	252.5	251.5	544.4	1178.8	255.6	253.0	223.6	245.8	67.8	68.0	68.6	67.9	229.80	30.28	6958.34
2006/11/16	14:57:00	1214.6	922.6	271.8	292.3	251.8	252.0	543.4	1188.9	255.7	253.0	223.7	245.8	67.5	68.3	68.1	67.9	229.90	30.27	6963.67
2006/11/16	14:58:00	1214.6	920.0	271.9	292.3	251.7	252.1	543.4	1186.2	256.1	253.1	223.7	245.9	68.1	68.0	69.1	68.4	229.40	30.21	6930.17
2006/11/16	14:59:00	1214.4	919.7	271.9	293.3	252.0	252.1	545.4	1199.5	256.4	253.2	223.8	245.9	67.6	69.0	69.6	68.3	230.10	30.26	6965.85
2006/11/16	15:00:00	1213.1	922.4	272.0	292.4	252.2	252.1	544.9	1177.9	255.7	253.1	223.8	245.9	67.6	68.8	68.8	68.2	230.00	30.27	6964.40
2006/11/16	15:01:00	1215.2	920.2	271.9	292.0	252.2	251.5	542.5	1192.9	255.7	253.0	223.8	245.9	67.3	67.8	68.4	67.9	229.40	30.26	6941.64
2006/11/16	15:02:00	1214.3	921.1	271.6	292.3	252.8	252.1	545.2	1205.6	255.9	252.9	223.6	245.9	68.4	68.1	68.3	68.6	229.80	30.23	6949.88
2006/11/16	15:03:00	1215.4	920.1	271.7	292.0	252.1	251.8	542.5	1194.9	256.2	253.0	223.7	245.9	67.6	68.4	67.8	68.6	229.50	30.24	6940.08
2006/11/16	15:04:00	1215.0	920.9	271.9	292.6	252.3	252.1	543.8	1187.9	255.9	253.1	223.7	245.9	68.0	68.0	69.1	69.1	229.80	30.27	6965.24
2006/11/16	15:05:00	1214.4	922.1	271.7	292.3	252.3	252.0	543.3	1190.4	255.7	253.1	223.7	245.9	68.2	68.0	68.6	68.1	230.10	30.19	6949.74
2006/11/16	15:06:00	1215.4	920.2	271.8	292.0	253.0	252.1	543.0	1176.9	256.1	252.9	223.8	246.0	68.0	67.7	68.4	68.6	230.10	30.27	6969.73
2006/11/16	15:07:00	1215.0	918.8	271.8	291.9	252.5	252.1	542.4	1225.5	256.2	253.0	223.7	246.0	67.7	68.8	68.2	68.0	230.20	30.28	6970.46
2006/11/16	15:08:00	1215.1	920.7	271.9	292.2	252.2	251.5	542.7	1215.1	256.4	253.1	223.7	246.0	67.5	68.0	68.0	68.6	229.80	30.25	6951.45
2006/11/16	15:09:00	1215.0	922.9	271.9	291.0	252.6	251.9	544.9	1161.7	256.7	253.1	223.7	246.0	68.0	68.2	67.9	68.2	229.70	30.20	6936.94
2006/11/16	15:10:00	1213.7	922.4	271.9	292.5	252.6	251.9	543.2	1120.0	256.4	253.0	223.7	246.0	68.0	67.9	69.1	68.6	229.70	30.23	6957.61
2006/11/16	15:11:00	1214.7	920.2	271.9	292.0	251.8	252.2	544.8	1152.2	256.2	253.2	223.6	246.0	68.0	67.9	68.8	68.0	229.70	30.27	6959.91
2006/11/16	15:12:00	1214.7	922.6	271.8	292.3	252.1	252.2	543.6	1154.4	255.9	253.1	223.9	246.0	67.9	67.9	69.5	68.2	230.10	30.28	6967.43
2006/11/16	15:13:00	1213.6	922.0	271.9	292.7	251.8	252.4	543.6	1152.4	256.2	253.0	223.8	246.0	68.1	68.3	69.6	68.0	229.70	30.24	6946.13
2006/11/16	15:14:00	1213.2	921.8	272.0	292.6	252.9	252.3	543.6	1164.2	256.2	253.4	223.7	246.0	68.1	68.4	68.8	68.0	229.30	30.21	6927.15
2006/11/16	15:15:00	1212.3	922.1	271.8	293.1	252.5	252.2	543.2	1146.4	256.4	253.2	223.7	246.1	67.7	67.9	68.6	68.4	229.90	30.28	6963.67
2006/11/16	15:16:00	1213.0	921.2	27																

Heat Rise Test 1st Run

Date	Time	TC1	TC2	TC3	TC4	TC5	TC6	TC7	TC8	TC9	TC10	TC11	TC12	TC13	TC14	TC15	TC16	VDC	Amps	Watts
2006/11/16	15:18:00	1214.2	923.1	271.9	293.4	252.7	251.8	543.6	1106.7	256.2	253.2	223.9	246.1	68.4	69.0	69.1	67.8	228.60	30.14	6890.00
2006/11/16	15:19:00	1215.2	920.4	271.9	292.7	252.6	252.3	543.3	1137.9	256.5	253.5	223.8	246.1	67.6	68.6	69.0	67.8	229.70	30.06	6925.82
2006/11/16	15:20:00	1215.1	917.2	271.9	292.0	252.5	252.2	542.7	1127.9	255.9	253.4	223.9	246.2	69.0	68.4	69.3	68.1	229.00	30.16	6906.64
2006/11/16	15:21:00	1215.0	921.3	271.9	293.2	253.2	252.6	544.3	1155.2	255.9	253.4	223.9	246.2	68.6	68.8	68.6	67.9	229.10	30.18	6928.72
2006/11/16	15:22:00	1213.3	921.9	272.0	293.2	252.3	252.5	543.3	1083.2	256.4	253.8	223.9	246.2	68.8	68.4	70.0	68.3	229.90	30.25	6963.55
2006/11/16	15:23:00	1213.6	921.6	272.0	292.9	252.4	251.9	543.5	1090.3	256.7	253.6	224.0	246.2	67.0	67.7	69.1	68.6	223.40	29.71	6637.21
2006/11/16	15:24:00	1214.0	920.9	272.0	293.1	251.4	251.8	544.1	1081.0	256.7	253.3	223.9	246.2	66.0	67.6	68.8	68.1	229.50	30.23	6937.79
2006/11/16	15:25:00	1214.4	920.9	272.0	292.2	251.0	252.1	544.0	1086.4	256.4	253.3	223.8	246.2	66.8	68.3	68.4	67.3	229.40	30.23	6937.79
2006/11/16	15:26:00	1214.4	921.0	272.0	292.5	251.5	252.4	541.9	1099.0	256.4	253.1	223.8	246.2	67.3	68.4	68.4	67.6	229.70	30.27	6955.32
2006/11/16	15:27:00	1213.8	922.3	271.9	292.8	252.8	252.2	543.3	1146.2	256.4	253.7	223.9	246.2	67.3	68.4	68.6	68.4	229.70	30.24	6953.02
2006/11/16	15:28:00	1213.8	922.9	272.0	292.2	251.8	252.4	544.4	1121.6	256.9	253.7	223.9	246.2	67.7	67.3	69.6	68.6	229.90	30.24	6952.18
2006/11/16	15:29:00	1214.1	922.9	271.9	291.9	252.5	251.9	543.3	1141.4	256.7	253.5	223.9	246.2	68.1	67.7	69.3	68.6	229.60	30.27	6949.99
2006/11/16	15:30:00	1214.3	919.1	272.0	292.7	252.7	251.9	542.4	1133.7	256.7	253.5	223.9	246.2	67.9	67.9	69.5	68.8	229.80	30.25	6956.05
2006/11/16	15:31:00	1214.4	923.2	272.1	292.0	252.8	251.7	544.5	1180.5	256.2	253.7	223.9	246.3	66.8	68.3	68.8	68.0	229.50	30.22	6935.49
2006/11/16	15:32:00	1215.5	918.4	272.1	292.3	252.5	251.8	542.4	1162.1	256.5	253.8	223.8	246.2	67.8	68.8	68.8	68.6	229.90	30.25	6954.47
2006/11/16	15:33:00	1214.2	919.3	272.0	293.2	252.5	252.3	543.0	1170.4	255.9	253.8	223.9	246.2	68.6	68.4	68.8	68.2	230.10	30.28	6967.43
2006/11/16	15:34:00	1213.8	919.1	271.9	293.1	253.0	252.2	543.7	1158.2	256.7	253.4	223.9	246.2	67.7	68.6	68.8	68.0	230.00	30.28	6966.70
2006/11/16	15:35:00	1215.1	920.5	271.9	291.5	252.5	251.9	543.9	1185.9	257.2	253.7	223.7	246.3	68.3	68.8	69.3	68.8	229.60	30.11	6947.70
2006/11/16	15:36:00	1214.1	921.3	272.0	293.7	252.1	251.9	542.9	1111.5	256.2	253.8	223.9	246.3	68.4	68.2	69.5	68.3	228.70	29.82	6819.83
2006/11/16	15:37:00	1213.5	920.1	272.2	293.5	252.6	252.4	543.3	1099.5	256.5	253.6	224.1	246.3	67.6	68.3	69.8	68.4	229.50	30.18	6928.61
2006/11/16	15:38:00	1213.7	921.8	272.2	292.5	251.7	251.9	542.7	1104.0	256.4	253.6	224.2	246.4	67.1	68.2	68.3	68.4	229.50	30.19	6928.61
2006/11/16	15:39:00	1213.7	922.0	272.1	293.3	250.7	251.5	542.4	1130.2	256.2	253.1	224.1	246.4	67.0	68.2	68.1	68.1	229.50	30.21	6942.38
2006/11/16	15:40:00	1214.8	921.9	272.1	291.5	251.6	251.4	543.5	1116.3	256.4	253.3	224.1	246.4	66.2	67.7	67.8	68.1	229.70	29.42	6772.48
2006/11/16	15:41:00	1213.8	922.9	272.3	291.7	251.4	251.8	545.2	1087.8	257.2	253.2	224.2	246.4	67.0	68.1	67.7	68.2	229.20	30.16	6912.67
2006/11/16	15:42:00	1213.5	919.9	272.3	293.6	252.6	251.5	543.8	1092.0	256.9	253.4	224.1	246.5	66.6	68.3	67.9	68.2	230.00	30.22	6958.22
2006/11/16	15:43:00	1214.0	923.8	272.3	293.0	252.6	252.5	543.2	1093.4	256.4	253.2	224.2	246.5	68.1	67.8	68.3	68.3	229.20	30.21	6924.13
2006/11/16	15:44:00	1214.4	922.4	272.1	292.6	252.1	251.9	543.4	1102.0	255.9	253.5	224.2	246.4	67.8	67.7	68.3	67.8	229.20	30.21	6924.13
2006/11/16	15:45:00	1214.0	920.9	272.3	293.5	252.7	252.2	544.4	1094.4	256.9	253.7	224.2	246.4	67.8	68.8	68.2	67.8	230.00	30.29	6969.00
2006/11/16	15:46:00	1214.1	923.9	272.2	292.7	252.5	252.0	544.2	1088.1	256.4	253.4	224.3	246.4	68.2	68.6	68.6	68.6	229.30	30.17	6917.98
2006/11/16	15:47:00	1213.1	920.0	272.3	292.8	252.9	251.7	542.2	1079.9	256.7	253.6	224.1	246.4	68.8	67.9	68.6	68.2	229.80	30.23	6949.15
2006/11/16	15:48:00	1214.5	918.8	272.4	292.2	252.6	252.6	543.1	1174.9	256.9	253.7	224.2	246.4	68.8	68.2	69.3	68.2	229.30	30.20	6939.96
2006/11/16	15:49:00	1214.4	919.9	272.4	292.5	252.1	252.6	543.6	1167.8	256.9	253.7	224.3	246.4	68.3	67.2	68.6	69.0	229.60	30.19	6933.92
2006/11/16	15:50:00	1214.8	922.6	272.3	293.5	252.4	252.2	545.1	1136.9	256.5	253.7	224.2	246.4	68.6	67.0	68.1	68.6	229.70	30.26	6959.80
2006/11/16	15:51:00	1214.0	922.1	272.3	292.9	251.7	252.5	543.5	1058.0	256.1	253.9	224.3	246.5	70.2	66.8	68.3	67.7	229.60	30.23	6943.83
2006/11/16	15:52:00	1213.9	920.2	272.0	292.2	252.6	252.3	543.8	1051.1	256.4	253.7	224.5	246.5	69.3	67.9	68.8	67.8	229.40	30.19	6925.59
2006/11/16	15:53:00	1213.1	922.0	272.3	292.9	252.0	252.5	544.5	1098.0	257.2	253.7	224.3	246.4	70.0	67.7	68.6	68.6	229.90	30.26	6959.80
2006/11/16	15:54:00	1214.4	922.9	272.3	291.7	252.7	252.8	542.4	1094.8	257.4	254.0	224.1	246.4	68.8	67.8	68.6	68.4	229.60	30.23	6940.81
2006/11/16	15:55:00	1214.7	920.6	272.3	292.5	252.1	252.5	543.7	1158.7	257.4	254.1	224.2	246.4	67.5	68.3	69.1	68.6	229.30	30.20	6927.15
2006/11/16	15:56:00	1213.7	923.2	272.4	293.4	252.0	252.4	544.5	1140.5	256.9	254.1	224.4	246.4	67.9	68.0	69.3	68.8	229.50	30.23	6937.79
2006/11/16	15:57:00	1213.6	921.1	272.3	292.8	252.3	252.3	542.4	1140.2	256.5	253.8	224.4	246.5	68.4	67.9	69.3	68.8	229.40	30.28	6946.23
2006/11/16	15:58:00	1214.8	920.5	272.4	292.7	252.0	252.8	543.7	1191.7	255.9	253.8	224.2	246.4	69.5	67.2	69.6	68.2	230.10	30.30	6972.03
2006/11/16	15:59:00	1214.7	920.4	272.5	292.3	252.1	252.8	544.0	1207.3	256.4	253.5	224.3	246.4	68.4	67.2	69.5	68.1	229.70	30.23	6943.83
2006/11/16	16:00:00	1214.1	922.0	272.4	292.7	252.5	252.8	544.2	1170.5	256.9	253.7	224.2	246.4	67.6	67.8	69.6	68.2	229.60	30.25	6945.40
2006/11/16	16:01:00	1214.6	923.0	272.4	293.9	252.8	252.5	544.1	1096.5	257.2	254.2	224.2	246.4	67.5	69.1	68.8	68.2	230.10	30.29	6969.73
2006/11/16	16:02:00	1214.5	923.4	272.4	292.6	253.2	252.6	543.6	1099.2	256.7	254.0	224.3	246.4	68.1	68.1	68.8	68.2	230.20	30.29	6977.36
2006/11/16	16:03:00	1214.4	918.5	272.3	293.1	252.1	252.5	542.7	1221.9	256.4	253.8	224.3	246.5	68.0	67.3	69.6	68.3	230.20	30.29	6972.76
2006/11/16	16:04:00	1214.5	922.0	272.3	292.5	252.4	252.4	543.5	1248.9	257.2	254.0	224.1	246.5	67.0	67.3	68.6	68.6	230.20	30.28	6973.48
2006/11/16	16:05:00	1216.1	920.9	272.6	293.2	252.4	252.9	542.7	1023.0	256.9	253.8	224.2	246.6	67.3	68.3	68.8	68.0	230.10	30.28	6967.43
2006/11/16	16:06:00	1215.4	919.9	272.6	293.0	252.6	252.4	542.4	1257.7	257.2	254.5	224.3	246.5	67.6	67.8	69.5	68.8	229.60	30.23	6940.81
2006/11/16	16:07:00	1214.7	920.4	272.4	293.4	253.2	252.6	544.3	1261.3	256.7	254.2	224.4	246.5	67.8	67.8	69.3	67.9	230.10	30.28	6967.43
2006/11/16	16:08:00	1214.1	921.1	272.6	293.2	253.3	252.7	542.8	1258.4	257.4	254.3	224.3	246.5	68.0	68.2	69.9	68.3	230.20	30.30	6977.36
2006/11/16	16:09:00	1214.4	921.7	272.3	292.2	253.7	253.0	543.7	1261.3	257.4	254.2	224.3	246.5	68.3	68.2	69.7	68.4	230.10	30.27	6969.73
2006/11/16	16:10:00	1214.6	921.2	272.5	292.3	253.6	252.9	543.3	1109.0	257.4	254.5	224.5	246.5	67.8	68.8	70.1	69.1	230.10	30.29	6969.73
2006/11/16	16:11:00	1214.4	921.3	272.5	291.8	252.5	253.0	543.7	1106.5	256.4	254.1	224.4	246.5	67.9	68.3	69.8	68.1	230.20	30.29	6975.06
2006/11/16	16:12:00	1213.8	920.6	27																

Heat Rise Test 1st Run

Date	Time	TC1	TC2	TC3	TC4	TC5	TC6	TC7	TC8	TC9	TC10	TC11	TC12	TC13	TC14	TC15	TC16	VDC	Amps	Watts
2006/11/16	16:14:00	1214.4	920.5	272.5	292.4	253.0	252.6	543.7	1270.3	256.5	254.5	224.3	246.5	67.2	68.6	68.8	68.8	230.00	30.20	6949.02
2006/11/16	16:15:00	1216.6	918.8	272.5	292.5	252.5	253.0	543.7	1171.5	256.9	254.1	224.4	246.5	67.3	68.4	69.9	68.4	229.80	30.21	6942.26
2006/11/16	16:16:00	1215.1	920.5	272.4	293.3	251.8	252.8	543.9	1203.8	257.2	254.2	224.5	246.5	67.2	68.6	69.6	68.4	230.00	30.29	6966.70
2006/11/16	16:17:00	1215.2	920.1	272.4	291.2	252.4	252.9	543.6	1276.8	256.7	254.0	224.4	246.6	67.3	68.0	69.5	68.6	229.90	30.19	6952.76
2006/11/16	16:18:00	1215.9	920.0	272.6	291.9	252.9	252.8	542.5	1272.7	257.4	254.1	224.4	246.6	68.0	68.6	69.7	68.6	229.50	30.23	6940.08
2006/11/16	16:19:00	1215.5	921.4	272.7	292.9	251.4	252.5	544.4	1294.7	257.7	253.8	224.4	246.6	68.8	69.5	69.3	68.6	229.90	30.26	6959.80
2006/11/16	16:20:00	1213.8	922.0	272.5	292.8	251.8	252.5	544.9	1281.1	257.0	254.2	224.5	246.7	68.3	67.8	69.0	68.2	229.50	30.18	6926.31
2006/11/16	16:21:00	1213.8	918.7	272.7	293.1	252.0	252.7	544.7	1048.0	257.4	254.3	224.3	246.7	67.5	68.6	69.1	68.6	229.50	30.18	6935.36
2006/11/16	16:22:00	1215.1	922.1	272.6	292.8	252.0	253.0	543.5	1111.2	257.5	254.5	224.4	246.7	68.6	69.3	69.1	69.1	229.70	30.23	6943.83
2006/11/16	16:23:00	1215.8	919.3	272.6	293.4	253.6	252.7	543.6	1273.1	257.4	254.5	224.4	246.7	69.0	68.6	70.0	69.0	229.60	30.23	6940.81
2006/11/16	16:24:00	1215.2	922.7	272.6	292.7	253.0	252.0	543.8	1278.8	257.5	254.5	224.4	246.8	68.8	68.8	69.3	69.3	230.00	30.27	6962.10
2006/11/16	16:25:00	1214.6	923.1	272.9	292.7	254.1	252.6	544.3	1254.2	257.5	254.7	224.5	246.7	68.8	69.1	70.1	69.8	229.40	30.21	6930.17
2006/11/16	16:26:00	1214.5	919.4	272.8	292.7	253.7	252.7	543.1	1270.7	257.5	254.9	224.3	246.8	68.3	69.0	69.9	69.5	229.80	30.26	6953.75
2006/11/16	16:27:00	1213.9	919.7	272.7	293.5	253.5	253.0	544.3	1135.1	257.7	254.7	224.3	246.8	68.4	69.0	70.2	69.1	229.20	30.16	6912.67
2006/11/16	16:28:00	1214.9	923.0	272.9	291.9	252.8	252.8	542.7	1220.1	257.4	255.1	224.6	246.8	67.9	68.8	69.8	69.3	230.10	30.18	6944.42
2006/11/16	16:29:00	1215.4	921.0	272.8	292.6	253.1	252.8	542.9	1210.1	257.5	255.1	224.4	246.7	68.4	68.6	69.3	69.1	229.90	30.27	6961.37
2006/11/16	16:30:00	1215.9	921.9	272.6	292.7	253.0	252.1	543.5	1235.8	257.5	254.7	224.4	246.7	68.6	69.3	69.1	69.3	229.80	30.23	6958.95
2006/11/16	16:31:00	1213.9	920.4	272.5	293.4	252.9	253.0	544.3	1138.7	257.4	254.6	224.3	246.6	67.9	69.5	69.1	68.6	229.80	30.23	6952.90
2006/11/16	16:32:00	1213.7	920.0	272.6	293.4	252.5	252.7	544.8	1064.0	256.7	254.4	224.4	246.7	68.8	69.1	69.1	68.4	229.70	30.23	6943.83
2006/11/16	16:33:00	1214.2	920.4	272.5	293.0	253.0	252.7	543.7	1066.7	257.0	254.7	224.4	246.7	68.6	68.6	69.1	68.4	229.20	30.23	6928.72
2006/11/16	16:34:00	1214.0	920.9	272.5	293.1	253.1	252.5	545.4	1237.6	257.2	254.8	224.4	246.6	67.8	68.8	69.1	68.8	229.70	30.26	6953.02
2006/11/16	16:35:00	1214.0	921.7	272.7	292.4	253.2	252.7	543.7	1196.7	257.7	254.7	224.4	246.7	67.8	68.6	69.3	69.1	229.80	30.25	6953.75
2006/11/16	16:36:00	1213.9	921.5	272.8	292.9	253.0	252.8	544.7	1266.1	257.7	254.9	224.4	246.8	68.6	69.6	70.1	69.3	229.00	30.14	6902.06
2006/11/16	16:37:00	1214.5	920.1	272.7	293.2	253.5	253.1	543.7	1253.7	257.4	254.9	224.5	246.8	68.8	69.7	70.1	69.1	229.90	30.25	6957.50
2006/11/16	16:38:00	1214.0	922.9	273.0	292.5	253.3	253.2	544.5	1257.9	257.7	254.9	224.4	246.9	68.8	68.8	69.9	69.1	229.70	30.21	6950.72
2006/11/16	16:39:00	1213.8	920.1	272.8	292.8	253.8	253.4	543.4	1260.5	257.2	255.3	224.5	247.0	69.3	68.8	69.7	69.1	229.90	30.25	6954.47
2006/11/16	16:40:00	1215.4	920.0	272.8	293.0	253.8	253.2	543.2	1250.0	258.4	255.2	224.6	247.0	68.6	69.1	69.7	69.5	230.10	30.29	6969.73
2006/11/16	16:41:00	1214.9	920.8	273.0	293.4	253.7	252.5	542.7	1249.9	258.3	254.9	224.4	247.0	69.8	69.5	69.8	69.5	229.60	30.24	6943.10
2006/11/16	16:42:00	1214.4	920.6	273.1	292.8	253.6	253.0	544.0	1242.4	258.0	255.3	224.7	247.0	69.9	68.6	70.1	69.6	230.10	30.30	6974.33
2006/11/16	16:43:00	1213.9	922.9	273.1	293.5	253.1	253.0	542.4	1257.6	258.0	255.1	224.7	247.0	68.3	69.5	70.2	68.8	230.10	30.28	6967.43
2006/11/16	16:44:00	1215.0	923.7	273.0	292.8	253.0	253.3	544.1	1023.0	257.7	255.2	224.6	247.0	68.6	69.7	69.5	69.5	229.00	30.17	6908.93
2006/11/16	16:45:00	1215.0	923.5	273.0	292.5	254.2	253.6	545.4	1176.9	258.3	255.3	224.7	247.1	69.3	69.8	70.0	70.1	229.20	30.17	6914.96
2006/11/16	16:46:00	1214.0	921.8	272.9	294.0	252.9	253.3	544.3	1196.6	257.9	255.4	224.7	247.1	69.0	69.9	69.6	69.0	229.30	30.22	6929.45
2006/11/16	16:47:00	1213.8	921.6	273.1	293.3	253.4	253.1	544.9	1008.5	258.2	255.6	224.7	247.1	69.1	69.5	69.9	69.8	229.30	30.14	6926.17
2006/11/16	16:48:00	1213.6	923.2	273.1	293.4	253.6	253.1	543.5	1033.9	257.4	255.4	224.9	247.2	69.1	69.9	69.0	69.3	229.20	30.20	6921.84
2006/11/16	16:49:00	1214.4	922.1	273.1	293.2	253.6	252.9	543.3	1195.0	257.7	255.3	224.7	247.2	69.1	70.1	69.1	69.3	230.20	30.29	6975.79
2006/11/16	16:50:00	1214.6	919.9	273.0	292.7	254.4	253.0	543.0	1210.2	257.8	255.2	224.8	247.2	68.8	69.0	69.7	69.7	229.50	30.26	6944.67
2006/11/16	16:51:00	1215.6	920.9	273.2	293.5	254.0	253.4	542.7	1190.0	258.3	255.2	224.8	247.2	69.7	69.3	70.3	69.6	228.90	30.15	6901.34
2006/11/16	16:52:00	1214.3	921.6	273.1	292.7	253.5	253.5	542.7	1217.0	258.2	255.4	224.8	247.2	69.6	69.5	70.2	69.6	229.00	30.21	6918.09
2006/11/16	16:53:00	1213.8	918.4	273.2	294.3	253.7	253.4	544.1	1212.6	257.8	255.6	224.7	247.2	69.6	69.5	69.9	69.5	230.10	30.29	6969.73
2006/11/16	16:54:00	1214.5	919.7	273.3	293.5	253.3	252.5	544.3	1200.5	258.4	255.3	224.8	247.2	68.8	69.1	69.3	69.7	229.60	30.24	6943.10
2006/11/16	16:55:00	1215.2	920.4	273.2	293.1	253.3	253.1	545.1	1208.0	258.7	255.3	224.8	247.2	69.1	69.0	70.1	69.7	229.40	30.20	6941.64
2006/11/16	16:56:00	1215.4	922.3	273.2	293.8	253.7	253.5	543.3	1180.6	258.5	256.1	225.0	247.1	69.6	69.7	70.6	69.6	229.60	30.21	6957.36
2006/11/16	16:57:00	1214.4	920.2	273.0	293.6	253.7	253.3	543.8	1204.1	258.4	255.9	224.8	247.1	69.1	69.5	70.2	69.3	230.00	30.21	6948.30
2006/11/16	16:58:00	1214.0	918.6	273.3	293.8	253.1	253.5	545.2	997.1	258.5	255.9	224.6	247.1	69.3	69.1	70.9	69.9	230.10	30.28	6967.43
2006/11/16	16:59:00	1214.6	920.4	273.3	293.0	253.1	253.5	544.3	1002.2	258.4	255.7	224.6	247.1	69.1	70.1	70.1	70.1	230.00	30.28	6964.40
2006/11/16	17:00:00	1213.5	924.3	273.3	293.4	254.0	253.1	545.6	941.5	257.9	255.9	224.9	247.2	69.5	68.8	70.1	69.3	230.20	30.30	6975.06
2006/11/16	17:01:00	1213.7	920.5	273.4	292.8	254.3	253.7	543.5	937.1	257.7	255.4	224.9	247.1	69.3	69.0	70.1	69.3	230.20	30.30	6977.36
2006/11/16	17:02:00	1214.5	922.1	273.2	293.5	254.3	253.5	544.4	1244.6	258.4	255.9	224.8	247.2	68.8	68.8	70.3	69.7	229.80	30.26	6953.75
2006/11/16	17:03:00	1214.6	921.9	273.3	293.4	254.2	253.5	544.8	1249.7	258.5	255.4	224.8	247.2	68.8	70.0	70.1	70.0	230.00	30.25	6957.50
2006/11/16	17:04:00	1214.5	923.9	273.3	293.5	254.9	253.7	545.4	1147.4	258.2	255.7	224.8	247.3	69.7	70.1	70.6	69.9	230.10	30.27	6973.48
2006/11/16	17:05:00	1213.7	924.6	273.4	293.5	254.4	253.5	543.7	1169.5	258.4	255.9	224.9	247.3	69.3	70.1	70.6	69.5	230.10	30.30	6972.03
2006/11/16	17:06:00	1213.8	922.9	273.4	293.3	253.9	253.6	544.2	970.3	258.2	256.1	225.0	247.3	68.6	70.1	70.6	70.0	228.80	30.24	6934.93
2006/11/16	17:07:00	1214.7	921.6	273.3	293.5	253.9	252.9	544.7	1115.7	258.8	256.2	225.0	247.4	69.6	70.3	70.1	69.8	230.00	30.17	6939.10
2006/11/16	17:08:00	1213.8	922.1	273.4</																

Heat Rise Test 1st Run

		TC1	TC2	TC3	TC4	TC5	TC6	TC7	TC8	TC9	TC10	TC11	TC12	TC13	TC14	TC15	TC16	VDC	Amps	Watts
Date	Time																			
2006/11/16	17:10:00	1215.4	921.9	273.4	293.9	254.5	253.4	544.6	1219.1	259.0	256.2	225.0	247.5	69.5	70.6	70.3	69.6	229.00	30.18	6911.22
2006/11/16	17:11:00	1214.4	923.0	273.4	293.9	254.4	253.7	544.3	1213.6	258.8	256.2	225.1	247.5	69.1	70.6	70.9	69.7	229.40	30.23	6934.76
2006/11/16	17:12:00	1215.0	919.3	273.2	294.0	253.8	253.5	543.2	1232.1	258.5	256.2	225.0	247.5	69.3	70.0	70.0	69.9	229.30	30.23	6931.74
2006/11/16	17:13:00	1215.1	920.1	273.4	293.7	253.6	253.3	543.5	1219.5	258.8	255.9	224.9	247.5	68.1	69.3	70.0	69.1	229.90	30.18	6938.38
2006/11/16	17:14:00	1215.4	921.1	273.4	293.0	254.2	253.2	541.9	1251.6	258.6	256.2	224.9	247.4	68.3	68.8	69.7	69.1	229.80	30.22	6949.15
2006/11/16	17:15:00	1214.4	920.9	273.4	294.1	253.9	252.9	543.8	1257.6	258.5	256.1	225.0	247.4	68.8	69.1	69.7	68.8	229.40	30.26	6941.64
2006/11/16	17:16:00	1213.2	920.5	273.4	293.9	252.8	253.2	543.2	1256.4	258.7	256.1	225.0	247.4	69.5	70.0	70.0	69.3	230.00	30.25	6957.50
2006/11/16	17:17:00	1213.9	920.6	273.4	294.6	254.2	253.3	544.0	1269.1	258.5	256.2	225.0	247.4	69.0	69.3	69.9	69.3	230.10	30.30	6972.03
2006/11/16	17:18:00	1214.7	921.1	273.4	293.4	254.0	253.3	543.3	1268.3	257.9	256.4	225.1	247.5	69.1	70.0	70.3	69.0	229.80	30.26	6953.75
2006/11/16	17:19:00	1213.9	921.6	273.4	293.7	254.0	253.4	544.7	1258.0	258.8	256.2	225.1	247.5	69.5	70.2	70.1	69.6	229.70	30.23	6943.83
2006/11/16	17:20:00	1214.3	920.5	273.1	293.7	253.5	252.7	543.9	1262.6	258.9	256.2	225.1	247.5	69.1	70.3	70.0	69.1	229.70	30.10	6913.97
2006/11/16	17:21:00	1214.5	919.4	273.6	293.5	253.8	253.7	545.2	1193.6	258.4	256.2	225.1	247.4	69.1	69.9	70.1	69.8	230.00	30.29	6969.73
2006/11/16	17:22:00	1215.1	920.5	273.6	294.1	254.0	253.6	544.5	1250.6	258.8	256.7	225.2	247.6	69.1	69.8	70.1	69.7	229.90	30.26	6961.37
2006/11/16	17:23:00	1215.4	923.2	273.4	293.9	254.5	253.6	544.6	1231.8	259.0	256.5	225.2	247.5	69.7	70.0	69.8	69.3	230.20	30.30	6978.09
2006/11/16	17:24:00	1214.9	919.3	273.4	294.1	253.9	253.3	544.1	1315.5	258.3	256.2	225.2	247.6	69.0	69.8	69.8	69.6	229.70	30.22	6941.53
2006/11/16	17:25:00	1215.9	922.3	273.4	293.6	253.9	253.7	544.0	1284.3	258.9	255.9	225.2	247.6	68.6	70.3	69.9	69.1	230.20	30.23	6961.97
2006/11/16	17:26:00	1214.8	924.9	273.4	294.4	254.0	253.7	545.1	1289.9	258.7	256.4	225.2	247.5	68.8	69.9	69.5	69.6	229.90	30.26	6961.37
2006/11/16	17:27:00	1214.8	921.0	273.7	293.8	253.5	253.2	543.6	1295.9	258.5	256.4	225.2	247.5	69.1	69.9	70.2	70.0	229.70	30.24	6946.13
2006/11/16	17:28:00	1214.6	919.6	273.4	293.8	253.0	253.6	544.5	1285.2	258.5	256.4	225.0	247.5	69.0	70.0	69.9	69.5	229.70	30.23	6943.83
2006/11/16	17:29:00	1214.5	922.1	273.6	294.2	254.3	253.6	545.4	1277.0	258.4	256.2	225.1	247.5	69.1	69.1	70.2	69.9	229.70	30.23	6943.83
2006/11/16	17:30:00	1214.7	920.5	273.6	294.6	254.1	253.5	543.8	1296.4	258.8	256.2	225.1	247.5	68.6	69.7	70.3	69.7	230.00	30.27	6962.10
2006/11/16	17:31:00	1215.1	922.4	273.6	294.7	253.7	253.5	544.4	1128.1	258.8	256.7	225.2	247.6	68.6	69.6	69.7	69.3	229.70	30.22	6950.60
2006/11/16	17:32:00	1214.0	923.9	273.7	294.1	253.8	254.3	543.7	1254.2	259.3	256.5	225.2	247.6	69.1	69.6	70.0	69.8	229.80	30.28	6958.34
2006/11/16	17:33:00	1214.0	922.0	273.6	294.7	254.5	253.7	543.8	1274.1	259.0	256.7	225.1	247.6	68.8	70.3	69.6	69.6	229.70	30.20	6952.04
2006/11/16	17:34:00	1214.1	919.7	273.7	294.9	254.0	254.0	543.5	1266.8	259.0	256.7	225.2	247.5	69.3	69.7	70.1	70.6	230.00	30.24	6967.30
2006/11/16	17:35:00	1214.3	921.9	273.7	294.4	254.4	253.7	544.6	1145.9	259.4	256.7	225.2	247.6	68.8	70.1	70.6	69.6	229.10	30.16	6909.66
2006/11/16	17:36:00	1215.1	921.8	273.9	292.9	253.7	253.7	545.2	1280.8	259.1	256.9	225.2	247.6	69.3	70.6	70.4	69.7	229.40	30.22	6932.47
2006/11/16	17:37:00	1215.4	919.1	273.7	293.1	254.1	253.9	544.0	1238.7	258.9	256.7	225.2	247.6	70.0	70.2	70.1	70.1	230.00	30.28	6964.40
2006/11/16	17:38:00	1215.1	920.7	273.7	293.5	253.7	253.8	543.0	1288.7	259.3	256.7	225.1	247.6	68.8	70.1	70.4	70.3	230.10	30.30	6974.33
2006/11/16	17:39:00	1214.3	921.3	273.9	294.0	254.3	253.5	544.4	1276.0	259.3	256.5	225.2	247.6	69.3	70.8	70.6	70.0	229.10	30.17	6911.95
2006/11/16	17:40:00	1214.2	921.7	273.7	294.2	254.7	253.6	543.3	1273.5	258.9	256.9	225.4	247.6	69.5	68.8	70.3	70.0	230.20	30.30	6975.06
2006/11/16	17:41:00	1214.3	923.7	273.7	293.8	254.4	253.9	545.2	1269.6	259.3	256.9	225.2	247.6	68.8	69.7	70.6	69.8	230.10	30.28	6967.43
2006/11/16	17:42:00	1214.4	919.0	273.9	293.5	254.2	254.1	543.5	1280.6	259.0	256.7	225.4	247.6	69.1	69.8	70.0	69.7	230.10	30.25	6969.60
2006/11/16	17:43:00	1215.4	921.7	273.7	293.9	253.7	253.8	545.7	1254.3	259.0	257.0	225.5	247.7	69.3	69.7	70.4	69.3	229.80	30.25	6951.45
2006/11/16	17:44:00	1214.5	924.4	273.9	294.1	254.2	253.7	545.7	1278.1	259.3	256.9	225.4	247.7	69.5	69.7	70.2	69.9	229.90	30.24	6956.77
2006/11/16	17:45:00	1214.3	924.5	273.7	293.4	253.7	253.7	545.2	1242.6	258.9	256.9	225.6	247.7	68.8	68.8	70.4	70.0	230.10	30.24	6961.25
2006/11/16	17:46:00	1214.8	921.7	273.9	294.9	254.2	253.5	545.7	1249.1	259.8	256.9	225.6	247.7	68.8	69.9	69.6	69.1	229.00	30.16	6906.64
2006/11/16	17:47:00	1214.5	920.6	273.9	293.6	254.7	253.8	542.9	1264.4	259.1	256.9	225.4	247.7	68.4	69.8	70.0	69.9	229.70	30.23	6949.88
2006/11/16	17:48:00	1213.7	922.3	274.1	294.4	253.8	254.2	545.6	1280.3	259.4	257.2	225.6	247.7	68.8	69.5	70.1	69.5	229.80	30.26	6956.05
2006/11/16	17:49:00	1213.8	919.1	273.9	293.9	254.9	254.1	545.6	1274.8	259.3	256.9	225.6	247.8	69.5	69.7	70.1	70.1	229.70	30.21	6939.24
2006/11/16	17:50:00	1215.0	920.7	273.7	294.2	253.3	254.2	544.6	1282.7	259.0	256.9	225.6	247.8	69.7	69.6	70.4	70.0	229.00	30.15	6904.35
2006/11/16	17:51:00	1214.5	921.9	274.1	293.8	254.4	254.3	546.5	1215.0	259.2	256.9	225.6	247.8	69.3	69.3	70.6	70.1	229.10	30.15	6907.37
2006/11/16	17:52:00	1214.4	921.6	273.9	294.4	254.1	254.0	544.8	1273.6	258.5	256.9	225.6	247.8	68.6	69.3	69.9	69.7	229.40	30.21	6930.17
2006/11/16	17:53:00	1215.0	919.1	273.9	293.7	254.9	253.9	545.1	1288.5	258.9	256.9	225.7	247.9	68.8	69.1	69.8	70.0	229.60	30.24	6943.10
2006/11/16	17:54:00	1215.5	920.9	273.9	293.7	254.0	253.9	543.7	1290.8	259.0	257.0	225.7	247.8	68.8	69.8	69.8	69.3	229.20	30.19	6919.55
2006/11/16	17:55:00	1214.7	918.5	273.9	293.8	253.3	253.8	545.2	1255.9	259.3	256.5	225.6	247.8	69.1	69.7	69.1	69.5	228.70	30.13	6890.73
2006/11/16	17:56:00	1214.4	921.0	273.9	294.1	253.8	254.2	543.7	1228.1	259.2	256.7	225.9	247.9	68.4	68.8	69.3	69.3	229.20	30.23	6928.72
2006/11/16	17:57:00	1214.4	922.6	273.9	293.3	254.1	254.0	544.1	1288.3	259.8	256.4	225.7	247.9	68.8	68.8	70.2	69.7	229.40	30.20	6927.88
2006/11/16	17:58:00	1213.4	922.9	274.1	294.7	253.2	254.0	545.9	1249.5	258.9	256.9	225.7	247.9	69.5	70.1	70.0	70.0	229.60	30.28	6968.36
2006/11/16	17:59:00	1213.6	923.3	274.1	294.3	253.8	254.0	545.7	1064.1	259.1	256.7	225.7	247.9	69.5	69.9	69.9	69.0	230.00	30.19	6949.74
2006/11/16	18:00:00	1213.6	922.6	274.1	295.2	254.0	254.1	545.9	1260.8	259.2	256.9	226.0	247.9	69.5	69.5	69.9	69.3	229.60	30.25	6945.40
2006/11/16	18:01:00	1213.8	921.0	274.1	293.6	254.0	253.9	545.6	1234.6	259.2	256.5	225.7	247.9	68.8	68.8	70.1	69.5	229.70	30.22	6941.53
2006/11/16	18:02:00	1214.7	919.6	274.1	294.3	254.7	254.3	544.9	1255.4	259.3	257.0	225.7	247.9	69.1	69.1	70.2	69.9	230.20	30.24	6964.27
2006/11/16	18:03:00	1215.1	919.0	273.9	293.7	254.6	254.0	544.7	1169.7	259.4	256.9	225.7	248.1	69.3	69.3	70.8				

Heat Rise Test

1st Run

Date	Time	TC1	TC2	TC3	TC4	TC5	TC6	TC7	TC8	TC9	TC10	TC11	TC12	TC13	TC14	TC15	TC16	VDC	Amps	Watts
2006/11/16	18:06:00	1215.1	922.4	273.9	293.8	254.3	254.0	544.9	1241.3	259.3	256.7	226.1	248.1	69.7	69.5	70.2	69.6	230.20	30.30	6977.36
2006/11/16	18:07:00	1214.4	919.6	274.1	293.9	254.4	254.4	544.7	1240.2	259.2	256.4	226.2	248.1	69.1	69.1	70.6	69.3	230.10	30.29	6969.73
2006/11/16	18:08:00	1214.4	921.9	274.2	293.6	253.4	253.9	545.7	1080.5	258.5	256.4	226.2	248.1	69.0	69.7	69.3	68.6	229.30	30.24	6936.33
2006/11/16	18:09:00	1215.2	918.6	274.2	294.4	253.7	253.6	546.0	1149.8	259.1	256.7	225.9	248.1	69.5	69.9	70.1	68.6	229.40	30.24	6937.06
2006/11/16	18:10:00	1214.3	920.1	274.2	294.1	253.8	254.1	545.2	1108.0	258.8	256.7	226.0	248.1	69.1	69.3	69.6	69.1	230.00	30.28	6964.40
2006/11/16	18:11:00	1214.2	921.8	274.4	294.4	253.6	254.3	544.8	1171.6	259.3	256.7	226.2	248.1	70.0	69.3	69.7	69.1	229.60	30.23	6943.83
2006/11/16	18:12:00	1214.6	921.0	274.2	294.9	253.6	253.8	545.6	1034.9	259.5	256.5	226.0	248.1	68.1	69.5	69.1	69.3	229.70	30.22	6941.53
2006/11/16	18:13:00	1214.2	918.0	274.1	294.3	253.4	253.8	545.4	1165.1	259.2	256.4	226.0	248.1	68.1	69.0	69.0	69.3	229.80	30.30	6978.09
2006/11/16	18:14:00	1214.3	919.4	274.2	294.3	254.3	254.2	545.7	1042.1	259.2	256.5	226.2	248.1	68.1	68.6	69.0	68.8	229.70	30.23	6946.13
2006/11/16	18:15:00	1214.4	918.2	274.2	294.0	254.1	254.3	546.2	1180.7	259.1	256.5	226.2	248.1	69.6	67.9	69.9	68.6	229.80	30.26	6953.75
2006/11/16	18:16:00	1214.9	918.8	274.1	293.2	254.4	254.2	544.5	1124.4	259.2	256.4	226.0	248.2	68.8	68.2	70.3	68.6	229.70	30.22	6941.53
2006/11/16	18:17:00	1214.8	919.6	274.2	294.6	254.3	254.2	544.6	1120.7	259.1	256.7	226.0	248.1	68.8	69.5	69.3	69.1	229.60	30.24	6943.10
2006/11/16	18:18:00	1214.4	921.0	274.2	294.4	254.9	254.6	546.0	1193.6	259.3	256.9	226.1	248.2	69.1	69.9	69.5	69.1	228.50	30.20	6902.99
2006/11/16	18:19:00	1214.4	921.2	274.4	294.0	254.8	254.3	546.0	1190.3	259.7	256.9	226.2	248.2	69.1	69.3	70.4	69.6	228.90	30.02	6904.60
2006/11/16	18:20:00	1214.3	918.0	274.2	294.4	254.5	254.6	545.6	1125.1	259.7	256.7	226.1	248.3	69.1	69.5	70.2	69.7	229.50	30.22	6947.58
2006/11/16	18:21:00	1215.0	920.5	274.4	294.3	253.7	254.4	544.7	1201.9	258.9	256.7	226.2	248.2	69.3	69.3	70.3	69.3	228.90	30.14	6899.05
2006/11/16	18:22:00	1214.4	920.4	274.2	294.4	254.0	254.5	546.0	1200.9	259.5	256.9	226.2	248.2	67.9	68.4	69.5	69.1	229.40	30.20	6927.88
2006/11/16	18:23:00	1214.6	919.1	274.4	294.4	253.0	253.8	544.9	1138.0	259.5	256.9	226.1	248.2	68.4	68.4	68.8	69.3	229.40	30.09	6911.67
2006/11/16	18:24:00	1214.2	918.8	274.4	294.4	254.0	254.1	544.7	1123.7	258.9	256.7	226.1	248.1	69.7	69.3	69.1	68.6	228.20	30.22	6923.59
2006/11/16	18:25:00	1214.4	919.4	274.4	294.2	254.7	253.9	546.2	1029.8	259.8	257.0	225.9	247.9	69.3	67.8	69.9	69.1	229.90	30.26	6956.77
2006/11/16	18:26:00	1213.8	921.9	274.6	294.4	254.0	254.3	546.7	1181.0	259.2	256.5	226.1	247.9	69.1	68.2	70.2	68.6	229.80	30.27	6956.05
2006/11/16	18:27:00	1214.2	920.6	274.2	294.8	253.7	254.3	545.9	1176.9	259.1	256.4	226.2	247.9	69.1	68.6	69.3	67.8	228.70	30.13	6935.93
2006/11/16	18:28:00	1215.4	919.4	274.4	294.1	254.4	254.3	544.9	1146.9	259.4	256.7	226.1	247.9	69.1	68.4	69.9	68.4	230.00	30.30	6969.00
2006/11/16	18:29:00	1214.2	922.4	274.4	294.6	254.1	254.2	545.4	1156.4	259.3	256.5	226.1	247.9	68.6	69.0	69.7	68.1	229.60	30.01	6890.30
2006/11/16	18:30:00	1214.4	922.4	274.4	294.4	254.0	254.3	546.2	1058.6	259.2	256.7	226.1	248.1	69.6	69.1	69.3	68.1	229.20	30.22	6926.42
2006/11/16	18:31:00	1213.7	921.6	274.4	294.6	253.8	254.1	545.9	1120.4	259.2	256.7	226.1	248.2	69.1	70.4	69.1	69.1	229.40	30.20	6927.88
2006/11/16	18:32:00	1214.1	921.3	274.4	295.1	254.2	254.5	546.2	996.2	259.4	256.7	226.2	248.2	68.6	69.6	70.4	69.3	228.30	30.21	6915.21
2006/11/16	18:33:00	1213.6	921.4	274.4	294.7	254.9	254.5	545.4	1176.4	259.3	256.9	226.1	248.2	69.0	69.5	69.9	69.1	229.20	30.23	6935.59
2006/11/16	18:34:00	1213.9	922.3	274.6	294.9	254.6	254.2	546.2	1101.5	259.8	257.2	226.1	248.2	69.1	69.5	70.6	69.5	229.90	30.24	6959.07
2006/11/16	18:35:00	1214.4	919.4	274.4	295.2	254.4	254.3	546.5	1164.8	259.1	257.2	226.1	248.2	68.3	69.1	69.5	69.1	229.80	30.24	6960.64
2006/11/16	18:36:00	1214.5	920.2	274.6	294.9	254.3	254.6	545.9	1181.1	259.3	257.5	226.0	248.1	69.0	69.1	69.7	69.3	228.80	30.13	6893.74
2006/11/16	18:37:00	1214.4	921.5	274.4	294.4	254.2	254.4	545.7	1160.3	259.8	257.4	225.9	248.1	69.0	69.0	70.1	69.1	228.90	30.19	6910.49
2006/11/16	18:38:00	1215.4	922.1	274.6	294.7	253.3	254.0	546.7	990.8	259.1	256.9	225.9	248.1	69.1	67.6	69.9	68.0	229.50	30.23	6937.79
2006/11/16	18:39:00	1214.6	921.0	274.6	294.9	253.3	254.1	544.9	1140.6	259.9	256.9	226.2	248.2	68.2	69.1	69.5	68.8	228.90	30.20	6926.51
2006/11/16	18:40:00	1214.4	920.7	274.4	294.0	255.1	254.2	544.8	1083.1	259.7	256.9	226.2	248.3	68.4	68.8	69.1	68.1	229.50	30.20	6937.79
2006/11/16	18:41:00	1214.9	921.6	274.6	293.6	255.2	254.4	545.1	1073.8	259.6	257.4	226.2	248.4	69.0	68.8	69.8	68.8	229.70	30.25	6950.72
2006/11/16	18:42:00	1214.7	922.1	274.7	293.8	254.0	254.2	546.4	1133.6	259.8	257.2	226.4	248.4	68.8	70.2	69.3	69.1	227.70	30.21	6878.82
2006/11/16	18:43:00	1214.8	922.4	274.6	294.3	254.9	254.2	545.9	1131.8	259.3	257.2	226.5	248.4	69.1	69.3	69.8	69.1	228.30	30.13	6911.82
2006/11/16	18:44:00	1214.6	922.6	274.6	292.9	254.3	254.3	545.6	1058.5	259.7	257.0	226.4	248.3	67.8	69.3	70.6	69.3	229.60	30.22	6938.51
2006/11/16	18:45:00	1215.0	920.0	274.7	294.1	253.1	254.3	545.1	1058.5	259.3	256.9	226.4	248.3	67.8	68.2	69.6	68.6	229.60	30.24	6945.40
2006/11/16	18:46:00	1214.7	920.0	274.6	294.4	253.8	254.7	545.2	1069.2	259.7	256.7	226.2	248.3	68.8	69.1	70.1	68.8	228.10	30.19	6909.15
2006/11/16	18:47:00	1214.5	922.9	274.7	294.3	254.2	254.5	545.2	1101.0	260.2	257.5	226.2	248.2	68.8	69.3	69.7	68.8	229.50	30.26	6944.67
2006/11/16	18:48:00	1214.4	925.1	274.6	293.5	254.6	254.6	545.7	915.8	259.7	257.4	226.2	248.2	68.8	68.8	70.6	69.5	229.70	30.23	6946.13
2006/11/16	18:49:00	1214.5	923.6	274.7	294.0	254.7	254.4	545.9	947.7	259.2	257.0	226.2	248.3	68.3	69.3	70.6	69.5	229.70	30.07	6907.08
2006/11/16	18:50:00	1214.1	924.3	274.4	294.2	254.3	254.7	546.0	956.1	259.4	257.4	226.4	248.3	68.0	69.3	69.6	69.6	229.70	30.22	6943.83
2006/11/16	18:51:00	1214.4	922.4	274.6	295.1	254.8	254.0	545.7	953.0	259.7	257.2	226.2	248.3	68.6	69.3	69.0	69.3	229.40	30.18	6923.29
2006/11/16	18:52:00	1214.6	918.5	274.4	294.0	254.1	254.1	545.4	937.5	259.1	257.0	226.2	248.4	70.3	69.5	69.3	69.1	230.10	30.29	6974.33
2006/11/16	18:53:00	1214.2	919.4	274.4	293.8	253.9	254.0	545.1	1051.5	259.5	257.0	226.2	248.3	69.1	69.6	69.6	68.8	229.20	30.09	6905.66
2006/11/16	18:54:00	1215.2	920.9	274.4	294.3	253.9	253.9	544.2	826.7	259.6	256.9	226.0	248.2	69.1	69.1	70.1	69.9	230.10	30.29	6972.03
2006/11/16	18:55:00	1214.5	920.4	274.4	294.7	254.4	254.8	545.7	762.3	259.4	256.9	226.1	248.2	69.1	69.0	69.9	69.1	230.10	30.29	6972.03
2006/11/16	18:56:00	1214.1	923.6	274.7	294.2	254.1	254.4	545.7	860.9	260.0	257.2	226.2	248.2	68.6	68.6	69.6	69.5	230.00	30.29	6974.33
2006/11/16	18:57:00	1214.2	920.9	274.7	294.2	254.5	254.3	545.4	896.9	259.3	257.2	226.2	248.3	68.6	69.7	69.3	69.5	229.70	30.21	6954.34
2006/11/16	18:58:00	1213.7	920.7	274.4	294.2	254.3	253.9	545.6	1125.1	258.8	256.9	226.4	248.3	69.1	69.6	69.1	68.4	230.10	30.29	6972.03
2006/11/16	18:59:00	1213.8	921.4	274.7	294.2	254.5	254.2	545.2	1049.3	259.3	256.7	226.4	248.3	67.9	68.6	70.1	68.8	230.10	30.27	6968.15
2006/11/16	19:00:00																			

Heat Rise Test

1st Run

Date	Time	TC1	TC2	TC3	TC4	TC5	TC6	TC7	TC8	TC9	TC10	TC11	TC12	TC13	TC14	TC15	TC16	VDC	Amps	Watts
2006/11/16	19:02:00	1214.0	922.1	274.6	295.6	253.7	254.5	543.9	933.9	259.0	257.2	226.5	248.2	69.3	68.6	70.0	69.1	229.90	30.25	6957.50
2006/11/16	19:03:00	1214.1	920.9	274.7	295.1	254.3	254.3	545.6	1053.3	259.6	257.0	226.5	248.2	68.6	68.6	69.8	69.6	229.20	30.19	6919.55
2006/11/16	19:04:00	1214.3	922.1	274.7	294.1	254.1	254.1	544.7	1056.2	259.4	257.0	226.4	248.3	68.3	68.0	69.5	69.1	229.70	30.25	6948.43
2006/11/16	19:05:00	1215.6	921.2	274.6	295.1	254.1	254.1	545.7	1066.2	260.1	257.4	226.5	248.3	67.8	68.8	69.5	69.1	230.10	30.17	6945.13
2006/11/16	19:06:00	1214.4	920.7	274.7	294.4	254.7	254.1	544.8	1110.0	259.5	257.4	226.2	248.3	67.6	69.1	69.5	69.1	229.60	30.25	6945.40
2006/11/16	19:07:00	1214.9	921.2	274.7	294.3	254.2	254.3	544.3	1060.1	259.8	257.4	226.2	248.3	67.6	69.5	69.3	68.8	229.80	30.25	6951.45
2006/11/16	19:08:00	1215.2	918.7	274.9	294.2	254.5	254.3	543.6	1006.5	259.8	257.0	226.2	248.3	68.4	69.7	69.3	68.2	229.90	30.26	6959.07
2006/11/16	19:09:00	1214.5	922.1	274.7	295.6	254.5	254.1	545.4	802.9	259.3	257.2	226.5	248.3	68.6	68.3	69.8	69.1	229.80	30.19	6955.78
2006/11/16	19:10:00	1215.1	922.6	274.7	293.9	254.4	254.4	546.4	1048.8	259.6	256.9	226.5	248.3	69.3	67.8	69.0	69.0	229.40	30.17	6921.00
2006/11/16	19:11:00	1214.8	918.4	274.9	294.9	254.3	254.5	546.2	940.5	259.8	257.7	226.5	248.4	68.1	68.6	69.6	69.3	229.10	30.22	6923.40
2006/11/16	19:12:00	1214.5	921.6	274.9	295.1	253.9	254.4	545.4	999.9	259.8	257.7	226.5	248.4	68.0	69.3	68.8	69.5	229.40	30.24	6937.06
2006/11/16	19:13:00	1214.4	918.1	274.9	295.1	254.6	254.7	545.1	949.6	259.4	257.4	226.5	248.4	69.3	69.5	70.1	69.3	230.00	30.28	6964.40
2006/11/16	19:14:00	1213.6	923.1	274.9	294.8	253.8	254.6	546.9	982.8	260.1	257.7	226.7	248.4	68.6	69.1	70.1	68.8	230.10	30.29	6972.76
2006/11/16	19:15:00	1213.6	922.0	275.0	295.1	254.1	254.5	545.7	818.5	259.8	257.7	226.5	248.4	68.2	68.8	69.7	68.8	230.10	30.23	6967.43
2006/11/16	19:16:00	1213.7	922.1	275.0	295.2	254.3	254.6	546.9	863.9	259.8	257.5	226.7	248.6	69.0	68.8	70.0	68.8	229.40	30.21	6941.64
2006/11/16	19:17:00	1214.5	922.9	274.9	294.1	255.4	254.8	546.2	857.2	259.5	257.7	226.7	248.6	68.8	69.0	69.9	69.1	229.40	30.20	6927.88
2006/11/16	19:18:00	1213.3	920.5	274.9	294.4	254.9	254.9	546.0	927.3	259.5	257.4	226.7	248.6	69.1	69.1	69.9	69.3	230.00	30.25	6957.50
2006/11/16	19:19:00	1213.8	921.7	275.0	294.4	254.2	254.9	545.2	983.7	260.3	257.5	226.7	248.6	68.8	69.3	69.7	69.7	229.60	30.26	6947.70
2006/11/16	19:20:00	1215.0	922.1	275.2	294.9	254.0	254.7	545.4	1033.1	260.2	257.7	226.7	248.6	69.3	69.5	69.3	69.9	230.10	30.28	6972.03
2006/11/16	19:21:00	1214.3	919.9	274.9	294.2	255.2	254.8	545.4	1016.6	260.4	257.7	226.4	248.4	69.1	69.6	69.9	69.5	229.90	30.27	6961.37
2006/11/16	19:22:00	1215.4	920.7	274.9	294.7	254.9	254.6	545.4	1044.0	260.1	257.7	226.9	248.6	68.8	69.3	70.2	69.7	229.90	30.26	6956.77
2006/11/16	19:23:00	1215.6	921.2	275.0	293.7	254.8	254.7	545.7	1006.3	259.9	257.2	226.7	248.7	68.6	69.8	70.0	69.5	229.60	30.23	6940.81
2006/11/16	19:24:00	1213.9	920.4	274.9	294.4	254.5	254.6	544.9	965.6	259.5	258.0	226.9	248.7	69.0	69.5	70.3	69.3	229.60	30.23	6940.81
2006/11/16	19:25:00	1213.0	918.7	275.2	294.0	253.8	254.6	545.2	958.2	259.9	258.0	226.7	248.7	68.6	69.7	69.9	70.1	230.00	30.27	6968.15
2006/11/16	19:26:00	1213.2	920.4	275.2	294.9	254.6	254.5	546.2	986.1	260.0	257.9	226.9	248.7	69.9	68.4	70.1	70.0	229.80	30.26	6953.75
2006/11/16	19:27:00	1214.0	923.3	275.0	294.7	254.1	254.5	546.2	1036.5	260.1	257.7	226.7	248.7	68.8	69.1	70.0	69.7	229.10	30.24	6934.86
2006/11/16	19:28:00	1213.8	922.9	275.0	295.6	254.8	254.2	547.1	870.5	260.7	258.0	226.9	248.7	69.0	69.3	70.1	69.7	230.20	30.28	6972.76
2006/11/16	19:29:00	1213.9	921.3	275.2	294.9	254.3	254.6	544.9	866.8	260.1	257.9	226.7	248.7	69.3	69.3	69.7	69.8	228.20	30.09	6866.54
2006/11/16	19:30:00	1214.7	921.4	275.0	295.1	254.2	254.6	546.2	932.2	259.8	257.7	227.0	248.7	69.3	69.3	70.0	69.3	229.40	30.18	6923.29
2006/11/16	19:31:00	1214.1	921.1	275.2	294.9	254.9	254.4	545.7	971.9	260.1	257.8	227.0	248.7	69.1	69.3	70.2	69.5	230.20	30.30	6975.06
2006/11/16	19:32:00	1215.1	919.9	275.2	293.7	255.4	254.8	545.6	1006.8	260.1	257.9	227.0	248.7	69.7	69.3	70.8	69.3	230.20	30.30	6975.06
2006/11/16	19:33:00	1214.6	919.4	275.2	294.9	255.1	254.6	546.0	1038.1	260.1	258.2	227.0	248.7	68.8	69.6	69.3	69.3	230.20	30.29	6972.76
2006/11/16	19:34:00	1215.0	922.1	275.3	294.9	255.4	254.4	545.9	1042.0	260.1	257.9	227.0	248.7	69.3	69.3	70.8	69.3	229.60	30.25	6951.45
2006/11/16	19:35:00	1214.4	921.7	275.2	294.7	254.5	254.8	543.7	885.9	260.4	258.0	226.7	248.7	68.4	69.7	70.3	69.5	230.20	30.29	6972.76
2006/11/16	19:36:00	1214.4	920.8	275.3	295.6	254.5	254.9	546.7	939.1	259.9	258.2	227.0	248.7	68.6	69.0	69.5	69.5	229.90	30.22	6947.58
2006/11/16	19:37:00	1213.6	921.7	275.2	294.9	255.3	254.9	546.7	953.2	260.3	257.9	227.2	248.9	69.1	69.3	70.6	69.5	229.40	30.29	6955.41
2006/11/16	19:38:00	1214.9	918.0	275.2	294.9	255.4	254.9	545.4	964.6	260.5	257.7	227.0	248.9	69.7	69.6	70.8	69.5	229.90	30.24	6952.18
2006/11/16	19:39:00	1214.0	922.9	275.3	295.1	255.4	254.8	545.9	901.6	260.9	258.2	227.2	248.9	68.2	69.0	70.1	69.7	229.80	30.26	6953.75
2006/11/16	19:40:00	1213.8	922.1	275.2	295.2	254.7	254.8	546.2	947.3	259.4	258.2	227.0	248.9	69.3	69.5	70.3	68.6	229.70	30.26	6950.72
2006/11/16	19:41:00	1214.6	919.9	275.3	294.4	253.8	254.9	544.9	968.1	260.7	257.8	227.0	248.9	68.8	69.8	70.2	69.3	230.10	30.29	6969.73
2006/11/16	19:42:00	1215.0	922.1	275.2	294.7	254.2	254.5	545.9	903.4	260.6	258.3	227.0	248.9	69.1	69.7	70.2	69.7	230.20	30.29	6975.06
2006/11/16	19:43:00	1215.1	921.3	275.2	294.9	254.6	254.0	546.0	956.6	260.8	257.9	227.0	248.9	69.1	69.3	70.0	69.6	229.60	30.26	6956.77
2006/11/16	19:44:00	1215.4	918.7	275.2	294.8	254.3	254.8	544.4	911.2	259.8	257.9	227.0	248.9	68.1	69.3	70.2	69.3	229.80	30.15	6928.47
2006/11/16	19:45:00	1215.0	920.8	275.2	296.2	254.3	254.9	545.4	901.9	260.3	257.7	227.0	248.9	68.8	69.5	70.2	69.3	229.80	30.22	6949.15
2006/11/16	19:46:00	1214.5	921.4	275.3	294.4	254.5	254.8	546.2	935.6	260.0	258.0	227.2	248.9	69.1	69.5	69.8	69.3	229.90	30.17	6948.15
2006/11/16	19:47:00	1214.9	921.0	275.3	294.2	254.4	254.6	547.4	947.7	260.3	258.0	227.0	248.9	68.4	69.3	69.6	69.5	229.20	30.26	6953.93
2006/11/16	19:48:00	1214.7	919.4	275.3	294.8	254.3	254.5	546.2	997.2	260.0	257.9	227.0	248.9	69.7	68.8	70.1	69.6	229.70	30.24	6946.13
2006/11/16	19:49:00	1214.2	919.9	275.2	294.8	254.9	255.2	546.9	889.7	259.9	257.9	227.2	248.9	69.1	70.1	69.9	69.8	229.50	30.18	6933.20
2006/11/16	19:50:00	1214.0	921.9	275.3	294.4	254.5	254.6	546.7	941.6	260.2	257.7	227.2	248.9	69.1	68.8	69.7	69.3	229.60	30.23	6940.81
2006/11/16	19:51:00	1213.9	922.1	275.2	295.2	253.9	254.6	546.2	984.9	260.2	257.5	227.0	248.9	69.3	68.1	70.1	68.3	229.90	30.24	6952.18
2006/11/16	19:52:00	1214.6	923.3	275.2	294.9	254.2	254.8	546.7	872.2	260.3	258.0	227.0	248.9	69.0	69.3	70.2	69.5	229.50	30.20	6930.90
2006/11/16	19:53:00	1214.4	922.0	275.3	293.8	254.9	254.3	544.3	899.5	260.7	258.2	227.0	248.9	68.6	70.0	69.3	69.1	229.50	30.23	6937.79
2006/11/16	19:54:00	1214.3	921.2	275.2	294.9	255.7	254.9	546.7	952.6	260.3	258.2	227.0	248.9	69.5	70.6	70.2	69.3	229.90	30.24	6954.47
2006/11/16	19:55:00	1215.4	920.7	275.4	294.3	255.1	255.4	544.9	921.1	260.9	258.4	227.0	248.9	68.8	70.1	70.6	69.7	229.40	30.22	6932.47
2006/11/16	19:56:00	1215.4	918.4	27																

Heat Rise Test 1st Run

Date	Time	TC1	TC2	TC3	TC4	TC5	TC6	TC7	TC8	TC9	TC10	TC11	TC12	TC13	TC14	TC15	TC16	VDC	Amps	Watts
2006/11/16	19:58:00	1215.4	919.6	275.3	295.2	254.8	254.8	545.4	1022.1	261.1	258.2	227.2	248.9	68.6	69.5	70.3	70.1	230.00	30.25	6960.53
2006/11/16	19:59:00	1214.9	922.6	275.4	295.1	254.6	254.5	546.8	894.2	260.8	258.5	227.2	249.1	68.6	69.9	69.9	69.3	229.10	30.19	6934.64
2006/11/16	20:00:00	1213.8	924.9	275.3	295.2	254.3	254.9	545.9	914.5	260.8	258.2	227.2	248.9	68.3	69.5	69.8	68.8	229.80	30.18	6935.36
2006/11/16	20:01:00	1214.1	921.3	275.3	295.2	255.4	254.8	545.9	918.6	260.9	258.2	227.0	248.9	68.4	69.3	70.0	69.3	229.80	30.25	6953.75
2006/11/16	20:02:00	1213.6	922.9	275.3	294.9	255.1	254.9	545.6	950.9	260.1	258.4	227.2	248.9	69.3	70.0	69.5	69.9	229.60	30.20	6943.10
2006/11/16	20:03:00	1213.5	922.0	275.4	294.8	255.1	255.1	545.9	1006.8	260.0	257.9	227.0	248.9	69.3	68.8	69.9	69.8	230.20	30.29	6977.36
2006/11/16	20:04:00	1214.0	920.7	275.5	294.9	254.7	254.9	546.7	871.1	260.4	258.0	227.2	248.9	69.0	69.1	69.9	69.5	230.20	30.29	6978.09
2006/11/16	20:05:00	1215.5	921.9	275.4	294.3	255.1	254.6	545.4	948.1	260.7	258.2	227.0	249.1	68.6	69.5	69.3	69.6	230.20	30.30	6977.36
2006/11/16	20:06:00	1215.4	919.4	275.3	294.7	255.1	255.1	545.9	1052.7	260.4	258.0	227.2	249.1	69.0	69.8	69.7	69.5	230.20	30.29	6972.76
2006/11/16	20:07:00	1215.1	920.6	275.3	294.9	254.7	255.2	545.4	1045.3	260.2	258.3	227.2	249.1	69.3	70.0	70.0	69.3	230.20	30.29	6977.36
2006/11/16	20:08:00	1214.5	922.1	275.4	294.9	254.9	254.9	545.9	988.1	260.4	258.3	227.4	249.2	68.6	69.9	69.8	70.1	230.20	30.29	6975.06
2006/11/16	20:09:00	1214.8	918.8	275.7	294.4	254.6	254.7	546.5	996.3	260.9	258.2	227.2	249.1	68.3	69.9	69.9	69.1	230.20	30.29	6975.06
2006/11/16	20:10:00	1215.2	919.1	275.5	294.7	255.2	254.8	546.5	996.6	261.1	258.4	227.2	249.2	68.2	69.9	69.7	69.6	230.10	30.29	6974.33
2006/11/16	20:11:00	1214.3	923.2	275.4	295.4	255.2	254.8	545.9	1019.6	260.5	258.2	227.2	249.2	68.8	69.7	69.3	69.1	230.20	30.29	6977.36
2006/11/16	20:12:00	1215.1	920.5	275.7	295.1	255.1	254.9	547.0	1019.9	260.3	258.2	227.5	249.2	68.8	69.8	69.7	69.3	230.20	30.29	6975.06
2006/11/16	20:13:00	1214.7	921.7	275.7	295.1	255.1	255.4	545.6	1021.8	260.7	258.4	227.7	249.2	69.3	69.5	69.8	69.7	230.20	30.29	6975.06
2006/11/16	20:14:00	1214.2	918.5	275.7	294.1	255.3	255.2	547.0	1027.1	261.1	258.4	227.2	249.2	68.6	69.3	70.2	69.5	230.20	30.30	6975.06
2006/11/16	20:15:00	1214.7	922.0	275.7	293.5	255.9	255.3	546.0	926.3	260.7	258.3	227.5	249.4	69.3	69.8	70.0	69.6	230.10	30.29	6972.03
2006/11/16	20:16:00	1214.3	919.4	275.7	296.0	255.4	254.8	546.2	914.2	260.6	258.4	227.5	249.4	69.1	69.7	69.3	69.1	230.10	30.30	6972.03
2006/11/16	20:17:00	1214.4	922.6	275.7	294.6	254.4	255.2	546.8	941.8	261.3	258.4	227.7	249.4	70.0	70.1	70.3	69.7	230.20	30.29	6975.06
2006/11/16	20:18:00	1214.3	922.9	275.7	294.1	254.7	254.7	547.1	945.2	260.6	258.3	227.5	249.4	69.0	69.8	69.8	68.6	230.20	30.29	6975.79
2006/11/16	20:19:00	1214.4	924.1	275.7	295.4	254.6	255.1	545.9	965.7	260.7	258.5	227.7	249.4	69.3	69.5	69.8	68.8	230.20	30.30	6975.06
2006/11/16	20:20:00	1214.5	920.9	275.7	295.2	254.8	254.9	546.2	972.2	260.5	257.9	227.7	249.4	69.3	68.4	69.8	68.6	230.20	30.30	6975.06
2006/11/16	20:21:00	1215.1	920.4	275.7	294.7	254.9	254.8	546.7	1069.8	260.9	258.2	227.4	249.2	68.6	69.3	69.3	69.1	230.10	30.29	6972.03
2006/11/16	20:22:00	1215.8	917.7	275.7	294.1	254.3	254.9	546.5	1070.0	260.6	258.3	227.4	249.2	69.0	69.3	70.3	69.5	230.10	30.29	6972.03
2006/11/16	20:23:00	1214.4	918.4	275.7	294.6	254.5	255.3	545.9	969.8	260.1	258.5	227.5	249.2	68.8	69.8	69.1	68.6	230.20	30.29	6975.06
2006/11/16	20:24:00	1213.7	921.8	275.7	295.2	254.3	255.2	545.2	885.3	261.1	258.5	227.5	249.2	69.3	69.7	69.3	68.8	230.20	30.29	6972.76
2006/11/16	20:25:00	1214.1	920.0	275.8	294.6	254.3	255.3	547.5	1085.5	260.9	258.6	227.5	249.2	68.8	69.1	70.3	69.9	230.10	30.29	6974.33
2006/11/16	20:26:00	1213.4	921.2	275.8	295.4	254.0	255.1	546.3	1108.0	260.4	258.5	227.5	249.4	68.3	69.3	69.1	69.3	230.10	30.29	6974.33
2006/11/16	20:27:00	1212.9	921.9	275.8	295.4	256.2	255.4	546.2	958.2	261.3	258.5	227.5	249.4	69.3	69.1	69.3	69.6	230.10	30.29	6972.03
2006/11/16	20:28:00	1215.4	921.3	275.8	294.4	256.1	255.4	547.3	998.3	261.4	258.7	227.5	249.4	68.8	69.3	70.6	69.7	230.10	30.30	6974.33
2006/11/16	20:29:00	1214.4	922.6	275.9	294.4	255.4	254.9	547.3	986.6	260.6	258.8	227.5	249.4	69.1	69.3	69.6	69.3	230.20	30.30	6975.06
2006/11/16	20:30:00	1214.0	921.8	275.9	295.6	256.1	254.8	546.9	984.1	261.3	258.7	227.2	249.4	68.6	69.9	69.5	69.9	230.10	30.29	6972.03
2006/11/16	20:31:00	1214.0	921.7	275.9	294.9	254.0	254.8	546.7	1015.0	260.8	258.8	227.5	249.2	69.1	69.1	69.5	69.8	230.10	30.29	6972.03
2006/11/16	20:32:00	1214.4	921.9	275.8	294.1	254.8	254.6	546.4	1000.0	260.8	258.4	227.5	249.2	69.0	69.1	69.6	69.6	230.10	30.29	6974.33
2006/11/16	20:33:00	1214.7	918.3	275.8	294.8	254.8	255.1	546.4	976.1	260.9	258.6	227.5	249.2	69.1	69.3	69.1	69.6	230.10	30.30	6974.33
2006/11/16	20:34:00	1214.4	920.4	275.9	294.4	255.4	255.2	546.2	969.1	261.6	258.5	227.2	249.2	68.4	69.3	69.9	69.8	230.20	30.29	6972.76
2006/11/16	20:35:00	1214.5	918.3	275.7	294.9	254.9	254.9	546.5	979.2	260.9	258.7	227.2	249.2	69.0	70.0	69.7	69.3	230.20	30.29	6972.76
2006/11/16	20:36:00	1213.9	922.0	275.9	294.9	255.6	255.3	546.3	1000.3	260.7	258.8	227.7	249.4	69.3	69.0	70.1	69.3	230.20	30.29	6972.76
2006/11/16	20:37:00	1214.0	920.2	275.9	295.1	255.7	255.3	545.7	1009.3	261.4	258.9	227.4	249.4	68.2	69.1	70.2	69.0	230.20	30.29	6972.76
2006/11/16	20:38:00	1215.1	921.0	276.0	295.6	253.5	255.3	547.3	1031.0	261.4	259.2	227.5	249.4	69.1	69.3	69.7	69.6	230.20	30.29	6972.76
2006/11/16	20:39:00	1214.6	922.7	276.0	294.9	255.7	255.3	546.0	1033.8	261.6	258.8	227.7	249.4	68.6	69.0	69.6	69.9	230.00	30.27	6962.10
2006/11/16	20:40:00	1215.2	923.2	276.2	294.9	255.1	255.3	547.2	949.9	261.2	258.9	227.7	249.4	68.2	68.8	69.6	69.6	230.20	30.29	6972.76
2006/11/16	20:41:00	1214.4	920.2	276.0	295.2	255.3	255.1	547.6	995.2	261.7	258.7	227.5	249.4	68.6	69.0	69.3	69.8	230.20	30.29	6972.76
2006/11/16	20:42:00	1214.4	921.3	276.2	295.7	255.4	255.3	547.2	1010.9	261.8	259.0	227.5	249.4	68.8	69.5	70.0	69.3	230.20	30.29	6972.76
2006/11/16	20:43:00	1215.0	921.2	276.0	295.6	254.3	255.2	546.8	1009.3	261.3	258.9	227.5	249.4	68.1	69.7	70.2	69.6	230.20	30.29	6972.76
2006/11/16	20:44:00	1214.5	922.7	276.0	295.1	254.9	254.9	547.2	992.8	260.9	258.7	227.7	249.2	68.4	68.8	69.9	69.6	230.10	30.27	6967.43
2006/11/16	20:45:00	1214.8	922.1	276.2	295.1	254.6	255.3	547.4	994.3	260.7	259.1	227.4	249.4	68.8	68.8	69.8	69.3	229.80	30.23	6946.85
2006/11/16	20:46:00	1215.4	920.6	276.2	295.2	254.9	255.4	545.1	1017.8	260.9	259.2	227.7	249.4	68.8	69.3	70.3	69.3	229.60	30.25	6945.40
2006/11/16	20:47:00	1215.0	919.7	276.2	295.2	254.8	255.6	546.9	995.6	260.9	258.7	227.4	249.4	69.1	69.3	69.9	69.9	229.90	30.27	6959.07
2006/11/16	20:48:00	1214.0	920.7	276.2	296.4	255.7	255.3	547.2	1003.0	261.4	259.1	227.5	249.4	69.7	69.7	70.4	69.7	230.10	30.29	6972.03
2006/11/16	20:49:00	1214.3	922.4	276.3	295.2	255.6	255.3	547.8	998.0	260.5	258.8	227.5	249.4	69.1	69.8	69.5	69.1	230.10	30.29	6969.73
2006/11/16	20:50:00	1213.9	922.1	276.2	295.2	255.2	255.1	546.9	1069.7	260.9	259.0	227.7	249.4	69.0	69.3	68.8	68.4	230.10	30.29	6972.03
2006/11/16	20:51:00	1213.9	922.9	276.3	295.2	255.4	255.6	547.0	1081.0	261.8	259.1	227.7	249.4	68.6	69.3	70.1	69.5	230.10	30.29	6972.03
2006/11/16	20:52:00	1214.0	921.9	276.2	294.9	255.1	25													

Heat Rise Test 1st Run

		TC1	TC2	TC3	TC4	TC5	TC6	TC7	TC8	TC9	TC10	TC11	TC12	TC13	TC14	TC15	TC16	VDC	Amps	Watts
Date	Time																			
2006/11/16	20:54:00	1214.8	922.3	276.2	294.8	255.6	255.2	547.1	1017.0	261.6	259.0	227.7	249.4	69.3	69.8	69.3	69.9	229.60	30.20	6933.92
2006/11/16	20:55:00	1214.8	920.5	276.2	295.2	255.9	255.7	546.7	964.8	261.2	258.8	227.5	249.4	68.8	69.1	69.9	70.3	229.40	30.20	6927.88
2006/11/16	20:56:00	1214.0	919.1	276.3	295.7	254.9	255.4	547.6	928.7	260.6	258.7	227.7	249.4	70.6	68.2	70.0	68.8	230.10	30.29	6972.76
2006/11/16	20:57:00	1213.8	922.4	276.2	295.4	255.7	255.6	546.4	843.8	261.3	259.2	227.5	249.6	68.2	69.1	69.5	70.0	230.10	30.28	6967.43
2006/11/16	20:58:00	1215.0	921.8	276.2	294.8	254.7	255.2	547.1	851.9	260.7	259.1	227.7	249.7	68.6	68.8	69.1	69.0	230.10	30.27	6965.13
2006/11/16	20:59:00	1214.3	920.8	276.2	294.9	255.4	255.4	546.7	864.1	260.9	258.8	227.9	249.7	70.6	69.3	69.3	69.1	229.80	30.27	6956.05
2006/11/16	21:00:00	1215.1	920.4	276.3	294.4	255.6	255.4	546.9	785.3	261.7	258.8	227.7	249.7	70.0	69.5	69.3	69.3	229.90	30.22	6953.62
2006/11/16	21:01:00	1215.1	920.2	276.3	295.2	255.7	255.7	545.7	820.5	261.4	259.1	227.9	249.7	69.3	70.2	69.8	69.3	230.10	30.30	6972.03
2006/11/16	21:02:00	1214.5	919.3	276.4	294.9	255.7	255.7	547.1	756.3	261.8	259.1	227.7	249.7	69.0	69.3	70.1	69.9	229.70	30.24	6946.13
2006/11/16	21:03:00	1215.2	919.4	276.4	295.1	255.4	255.4	546.0	781.2	261.6	259.1	227.7	249.7	69.1	69.1	70.2	70.2	229.70	30.26	6950.72
2006/11/16	21:04:00	1214.2	921.7	276.4	294.8	254.9	255.9	547.4	787.0	261.8	259.3	227.7	249.7	69.6	69.6	70.1	70.4	230.10	30.23	6955.92
2006/11/16	21:05:00	1214.4	922.7	276.2	295.2	255.4	255.7	546.9	787.3	261.3	259.1	227.7	249.7	69.1	68.8	70.8	70.0	230.20	30.29	6972.76
2006/11/16	21:06:00	1214.6	920.6	276.3	295.6	255.4	255.7	547.9	810.7	261.9	259.2	228.0	249.7	68.2	69.3	69.3	69.3	230.20	30.30	6975.06
2006/11/16	21:07:00	1214.3	921.9	276.5	295.6	255.3	255.9	547.5	780.8	261.9	259.3	227.9	249.7	69.8	69.3	69.1	69.3	229.80	30.25	6951.45
2006/11/16	21:08:00	1213.7	922.9	276.5	296.6	255.3	256.2	545.9	947.1	261.9	259.2	227.9	249.7	69.8	69.7	69.9	69.3	230.10	30.29	6969.73
2006/11/16	21:09:00	1215.1	921.3	276.5	294.4	255.4	255.9	546.7	937.5	261.9	259.3	227.7	249.7	68.3	69.6	69.8	69.6	229.40	30.22	6932.47
2006/11/16	21:10:00	1215.4	921.0	276.5	295.2	255.2	255.6	548.3	869.2	261.4	259.3	228.0	249.9	69.1	70.1	70.3	69.8	230.00	30.28	6964.40
2006/11/16	21:11:00	1214.9	920.5	276.4	295.4	254.9	255.6	547.1	860.9	261.8	259.3	228.0	249.9	69.5	70.3	69.8	69.9	230.00	30.23	6961.97
2006/11/16	21:12:00	1214.4	921.3	276.3	296.1	255.2	255.7	546.3	865.4	261.7	258.8	228.0	249.7	69.0	69.8	70.6	69.3	230.20	30.29	6972.76
2006/11/16	21:13:00	1214.4	922.1	276.4	295.2	255.1	255.4	547.1	836.1	262.2	259.2	227.9	249.9	69.3	70.8	70.0	69.3	230.10	30.30	6974.33
2006/11/16	21:14:00	1214.4	919.6	276.4	294.4	255.4	255.3	547.1	949.8	261.3	259.1	227.7	249.7	68.8	69.6	69.5	69.3	230.10	30.29	6974.33
2006/11/16	21:15:00	1214.4	920.5	276.3	295.7	255.4	255.2	546.3	907.9	261.7	259.1	227.9	249.9	67.9	69.9	69.3	69.5	230.20	30.29	6975.06
2006/11/16	21:16:00	1214.5	918.5	276.5	295.6	254.7	256.1	547.1	987.3	262.1	259.2	227.9	249.9	69.0	69.6	70.6	70.0	230.10	30.27	6971.18
2006/11/16	21:17:00	1214.4	921.3	276.6	295.2	256.1	255.6	546.7	988.5	261.4	259.4	228.0	249.9	69.7	69.5	70.6	69.3	228.90	30.20	6912.78
2006/11/16	21:18:00	1214.3	923.9	276.6	295.2	255.9	255.6	546.7	889.1	262.1	259.5	227.9	249.7	69.0	70.6	69.3	69.5	230.20	30.29	6975.06
2006/11/16	21:19:00	1214.3	921.7	276.5	295.4	255.4	255.1	547.9	926.6	262.1	259.7	228.0	249.9	69.0	69.3	69.8	70.1	230.20	30.29	6975.06
2006/11/16	21:20:00	1213.9	919.4	276.4	295.4	255.7	255.9	547.2	881.8	261.9	259.7	227.9	249.9	69.1	69.3	69.8	69.1	230.20	30.29	6975.79
2006/11/16	21:21:00	1214.4	921.9	276.5	294.4	255.1	255.9	547.4	832.2	261.3	259.4	227.9	249.9	69.7	69.1	70.2	69.7	229.30	30.23	6931.74
2006/11/16	21:22:00	1214.6	920.8	276.4	294.9	255.7	256.2	548.7	859.1	261.8	259.4	227.7	249.9	68.8	69.5	69.5	69.3	230.10	30.28	6972.03
2006/11/16	21:23:00	1214.7	923.9	276.5	294.8	254.9	255.2	547.5	939.3	262.4	259.4	227.7	249.9	69.3	69.5	70.0	69.8	230.10	30.29	6975.06
2006/11/16	21:24:00	1215.1	919.7	276.4	294.3	255.4	255.4	547.1	844.9	261.3	259.9	228.0	249.9	68.8	69.5	69.9	69.3	230.20	30.28	6970.46
2006/11/16	21:25:00	1214.7	922.9	276.2	294.8	254.8	256.1	546.4	964.9	261.7	259.4	228.0	249.9	69.1	69.3	69.9	68.4	230.10	30.29	6969.73
2006/11/16	21:26:00	1214.4	920.4	276.6	295.4	254.9	255.9	547.9	976.1	262.2	259.6	228.0	249.9	68.2	69.7	69.5	69.8	229.90	30.23	6949.88
2006/11/16	21:27:00	1214.1	919.1	276.5	295.4	254.6	255.7	546.2	1019.3	261.1	259.0	228.0	249.9	69.1	69.3	69.6	69.3	230.20	30.25	6963.55
2006/11/16	21:28:00	1213.5	920.1	276.5	294.4	255.1	255.9	546.9	1033.3	260.9	259.6	228.2	249.9	69.3	69.7	70.0	68.8	230.00	30.26	6959.80
2006/11/16	21:29:00	1213.2	923.2	276.5	295.9	255.1	255.4	547.6	1031.1	261.4	259.1	228.2	249.9	69.7	69.7	69.6	69.0	229.10	30.12	6900.49
2006/11/16	21:30:00	1214.2	923.7	276.7	294.3	255.3	256.1	546.9	1035.8	261.7	259.3	228.2	249.9	69.1	69.7	70.4	70.6	230.10	30.29	6969.73
2006/11/16	21:31:00	1214.5	920.9	276.6	295.2	255.3	256.2	548.7	1041.5	262.2	259.3	227.9	249.9	69.5	69.9	70.6	70.0	230.10	30.29	6976.63
2006/11/16	21:32:00	1213.7	921.7	276.6	295.6	255.3	255.9	547.6	1032.7	261.9	259.6	228.2	249.9	69.0	69.3	70.2	69.8	230.10	30.29	6974.33
2006/11/16	21:33:00	1213.9	919.9	276.8	294.9	255.1	255.4	547.9	1067.4	261.9	259.4	228.0	249.9	69.0	69.9	70.6	69.8	230.20	30.30	6975.06
2006/11/16	21:34:00	1213.9	920.5	276.8	295.1	256.4	255.6	548.3	1053.6	261.8	259.8	227.9	249.7	69.1	70.0	70.6	70.0	229.70	30.25	6948.43
2006/11/16	21:35:00	1214.3	922.1	276.6	295.2	254.8	255.7	548.9	1088.5	261.7	259.9	228.0	249.9	68.3	69.9	69.9	69.6	230.10	30.24	6967.30
2006/11/16	21:36:00	1214.4	922.3	276.7	295.2	255.1	255.7	548.1	1096.5	261.8	259.9	227.7	249.7	68.4	69.7	69.3	69.9	230.10	30.29	6972.03
2006/11/16	21:37:00	1215.9	920.4	276.7	294.9	255.4	255.7	546.7	1100.2	261.9	259.8	227.7	249.7	68.8	70.0	69.6	69.8	230.20	30.29	6972.76
2006/11/16	21:38:00	1215.1	921.2	276.6	294.6	255.6	255.6	547.0	1072.5	261.4	259.4	227.9	249.7	68.4	69.6	69.5	69.3	230.20	30.29	6972.76
2006/11/16	21:39:00	1214.1	922.6	276.5	295.6	255.4	255.9	547.7	1049.5	261.7	259.3	227.7	249.9	68.6	70.0	69.7	69.1	230.10	30.30	6972.03
2006/11/16	21:40:00	1214.9	921.7	276.7	294.6	255.2	255.4	547.6	1077.7	261.4	259.4	227.7	249.9	68.6	70.3	69.3	69.5	230.20	30.29	6972.76
2006/11/16	21:41:00	1214.6	920.4	276.3	295.1	255.3	254.9	546.7	1086.6	261.4	259.3	228.0	249.9	68.8	69.3	69.8	69.1	229.90	30.27	6959.07
2006/11/16	21:42:00	1213.7	921.4	276.7	295.4	254.6	255.7	548.3	1100.2	261.9	259.4	228.2	249.9	68.6	70.4	70.4	70.0	230.00	30.29	6966.70
2006/11/16	21:43:00	1213.6	922.3	276.7	295.2	254.6	255.7	547.3	1093.7	261.9	259.5	228.2	250.0	68.6	70.2	69.7	69.7	230.10	30.29	6969.73
2006/11/16	21:44:00	1213.5	923.9	276.8	294.8	254.9	255.4	546.3	1099.0	261.4	259.7	228.0	250.0	69.0	70.1	69.7	69.6	230.10	30.29	6969.73
2006/11/16	21:45:00	1215.1	920.9	276.8	294.3	254.7	255.7	547.8	1088.7	261.4	259.5	228.0	249.9	70.0	70.1	70.8	70.0	230.10	30.29	6972.03
2006/11/16	21:46:00	1215.2	921.5	276.7	294.4	254.9	255.9	547.8	1097.8	262.2	259.6	228.0	249.9	69.5	70.1	70.0	70.1	230.10	30.29	6969.73
2006/11/16	21:47:00	1214.0	921.7	276.8	294.8	254.9	256.2	546.4	1070.7	262.2	2									

Heat Rise Test 1st Run

Date	Time	TC1	TC2	TC3	TC4	TC5	TC6	TC7	TC8	TC9	TC10	TC11	TC12	TC13	TC14	TC15	TC16	VDC	Amps	Watts
2006/11/16	21:50:00	1213.5	922.6	277.0	295.2	254.9	256.1	548.4	1055.1	262.2	259.8	227.9	249.9	69.7	69.5	70.3	69.8	230.10	30.29	6972.03
2006/11/16	21:51:00	1213.6	923.3	276.9	295.6	255.6	256.2	548.3	1042.4	262.6	259.8	228.0	250.0	68.3	70.0	69.6	69.9	230.00	30.22	6959.67
2006/11/16	21:52:00	1214.4	921.2	276.6	295.1	254.9	256.1	548.0	1054.8	262.4	260.0	228.2	250.2	69.1	70.1	69.1	69.7	229.80	30.27	6956.05
2006/11/16	21:53:00	1213.6	922.1	276.9	295.9	254.9	255.9	546.5	992.1	262.2	260.0	228.2	250.2	69.9	70.1	69.5	70.1	230.10	30.29	6972.03
2006/11/16	21:54:00	1213.9	922.4	276.7	294.8	254.9	255.9	548.0	1072.2	261.9	259.8	228.3	250.2	70.2	69.8	70.0	69.3	230.00	30.28	6964.40
2006/11/16	21:55:00	1214.0	922.1	276.9	295.4	256.1	256.2	548.8	1061.4	262.4	259.6	228.5	250.2	69.5	70.2	69.9	69.8	230.10	30.25	6969.60
2006/11/16	21:56:00	1214.7	920.4	276.9	295.1	255.7	256.2	547.4	1059.7	262.4	259.9	228.3	250.2	68.8	70.4	70.6	69.7	230.10	30.29	6972.03
2006/11/16	21:57:00	1215.1	920.8	277.2	295.7	254.9	255.9	547.7	1131.5	262.4	259.9	228.5	250.2	69.0	69.7	70.3	69.8	230.00	30.23	6964.99
2006/11/16	21:58:00	1214.2	921.1	277.2	296.0	255.1	256.4	548.9	1063.5	262.9	260.0	228.3	250.2	69.5	69.8	70.2	70.3	229.70	30.23	6949.88
2006/11/16	21:59:00	1213.7	922.1	277.1	296.4	255.1	256.2	547.4	1010.3	262.4	260.0	228.5	250.2	69.9	69.7	70.4	70.3	229.60	30.24	6943.10
2006/11/16	22:00:00	1214.0	922.6	277.3	295.2	255.7	256.4	547.1	988.6	262.7	260.2	228.5	250.4	69.7	70.6	70.1	70.8	230.10	30.30	6974.33
2006/11/16	22:01:00	1213.2	920.8	277.2	295.6	255.3	255.9	548.8	988.3	261.9	260.3	228.5	250.4	69.3	70.6	69.3	70.2	230.10	30.29	6969.73
2006/11/16	22:02:00	1213.2	919.9	277.0	296.4	254.8	256.2	547.9	1059.3	262.4	260.0	228.3	250.4	69.3	69.3	70.6	70.4	230.20	30.29	6975.79
2006/11/16	22:03:00	1213.9	924.0	277.0	295.7	255.4	255.9	548.3	1014.7	262.2	260.2	228.5	250.4	68.6	70.0	70.0	69.3	230.10	30.27	6969.73
2006/11/16	22:04:00	1213.9	922.1	277.2	295.9	254.6	256.2	547.3	1055.5	261.8	259.7	228.5	250.4	68.8	69.3	70.0	68.8	230.10	30.27	6969.73
2006/11/16	22:05:00	1213.5	921.9	277.1	294.9	256.1	255.9	547.6	1066.9	262.4	260.1	228.5	250.4	68.8	70.0	69.6	69.1	230.10	30.29	6969.73
2006/11/16	22:06:00	1213.6	921.9	277.2	294.6	255.4	255.9	547.3	1083.5	262.7	260.0	228.5	250.4	68.8	70.0	69.9	69.7	230.10	30.29	6974.33
2006/11/16	22:07:00	1214.4	919.6	277.0	294.9	254.9	256.1	547.1	1086.3	262.4	259.5	228.3	250.4	68.0	70.6	69.5	69.6	230.20	30.29	6975.06
2006/11/16	22:08:00	1215.1	922.9	277.0	296.0	255.2	256.2	547.9	1071.6	262.7	260.1	228.5	250.4	69.1	70.6	70.4	69.7	230.00	30.29	6966.70
2006/11/16	22:09:00	1214.4	922.4	277.1	294.9	256.2	256.2	546.7	1035.3	263.0	260.2	228.5	250.4	69.1	69.8	70.3	69.8	230.00	30.28	6964.40
2006/11/16	22:10:00	1214.5	922.1	277.0	294.9	255.7	256.1	547.0	1015.3	262.4	260.2	228.5	250.4	69.0	70.8	70.2	69.9	230.10	30.27	6965.13
2006/11/16	22:11:00	1215.4	920.6	277.0	295.1	255.2	255.9	548.4	1095.0	262.7	260.1	228.7	250.2	68.8	70.3	69.7	69.8	230.00	30.28	6966.70
2006/11/16	22:12:00	1214.6	921.6	277.3	295.4	254.6	256.1	548.2	874.9	262.6	260.2	228.5	250.4	69.6	69.8	70.8	70.2	230.00	30.26	6966.70
2006/11/16	22:13:00	1213.8	922.9	277.1	295.6	255.7	256.4	546.9	1079.2	261.9	260.2	228.5	250.4	69.8	69.7	70.1	69.8	230.00	30.29	6966.70
2006/11/16	22:14:00	1214.6	920.4	277.3	295.4	255.6	255.9	548.3	921.3	262.7	260.0	228.3	250.4	69.6	70.0	70.6	69.8	230.10	30.29	6972.76
2006/11/16	22:15:00	1215.5	923.9	277.2	295.2	255.6	256.2	548.8	922.4	262.6	260.0	228.7	250.4	69.5	70.1	69.1	69.1	230.10	30.28	6969.73
2006/11/16	22:16:00	1215.2	921.4	277.2	295.2	255.9	255.9	548.9	956.8	262.7	260.2	228.7	250.4	69.3	70.3	70.1	69.5	230.10	30.28	6967.43
2006/11/16	22:17:00	1214.6	921.1	277.4	295.4	256.2	256.2	549.7	1025.7	263.0	260.1	228.5	250.4	69.0	69.1	70.2	70.0	230.10	30.29	6969.73
2006/11/16	22:18:00	1215.6	921.0	277.4	295.4	255.7	255.9	547.0	1048.0	261.6	260.2	228.5	250.4	69.5	69.3	70.4	69.5	230.00	30.28	6969.00
2006/11/16	22:19:00	1215.5	919.4	277.3	295.9	255.4	256.4	548.1	928.9	261.7	260.1	228.7	250.4	69.1	69.6	70.3	69.1	229.90	30.28	6961.37
2006/11/16	22:20:00	1214.9	918.4	277.3	295.4	255.9	256.5	547.2	1100.5	262.7	260.3	228.7	250.4	69.1	70.2	70.3	70.1	229.50	30.23	6937.79
2006/11/16	22:21:00	1214.8	921.7	277.4	294.9	255.7	256.2	548.6	1194.9	262.7	260.3	228.7	250.4	69.9	69.9	70.4	69.9	230.10	30.29	6969.73
2006/11/16	22:22:00	1215.0	921.6	277.3	295.9	255.7	256.2	547.8	915.3	262.6	260.3	228.5	250.4	69.1	69.7	69.5	69.3	230.10	30.30	6974.33
2006/11/16	22:23:00	1214.8	921.2	277.4	295.2	255.7	256.5	548.3	1112.2	262.2	260.0	228.5	250.4	69.6	69.6	70.3	69.3	230.10	30.28	6969.73
2006/11/16	22:24:00	1213.9	923.2	277.1	295.4	256.2	256.2	548.4	974.1	262.9	260.1	228.7	250.4	69.5	70.6	69.8	69.7	229.90	30.26	6962.10
2006/11/16	22:25:00	1213.8	920.6	277.5	295.2	256.1	256.2	547.5	1098.7	263.2	260.5	228.7	250.4	69.0	70.6	70.6	69.9	228.80	30.16	6900.61
2006/11/16	22:26:00	1215.1	920.1	277.5	295.2	255.7	256.2	549.1	1048.8	262.9	260.4	228.8	250.5	69.7	69.8	70.6	69.9	230.10	30.26	6962.83
2006/11/16	22:27:00	1214.5	924.6	277.3	295.6	256.2	256.4	547.3	838.0	262.4	260.1	229.0	250.5	69.1	70.0	69.9	68.8	230.00	30.29	6966.70
2006/11/16	22:28:00	1213.6	923.9	277.2	295.4	256.1	256.2	547.9	838.0	262.4	260.4	229.0	250.7	68.8	69.1	69.8	69.5	230.20	30.28	6970.46
2006/11/16	22:29:00	1213.9	923.4	277.4	295.2	255.3	256.4	546.8	1025.0	261.9	260.4	229.0	250.7	70.2	69.3	70.0	69.5	230.20	30.29	6977.36
2006/11/16	22:30:00	1215.6	920.9	277.4	295.4	255.4	256.4	547.1	1067.5	262.7	260.4	228.7	250.5	69.3	70.4	70.6	70.0	230.10	30.30	6974.33
2006/11/16	22:31:00	1214.8	923.0	277.4	295.2	255.9	256.2	547.3	1053.8	261.9	260.6	228.7	250.5	69.3	69.9	70.6	70.0	230.10	30.30	6974.33
2006/11/16	22:32:00	1214.7	920.7	277.4	296.2	255.1	256.4	547.8	936.0	262.7	260.2	228.7	250.4	68.8	69.6	70.1	69.5	230.20	30.29	6975.06
2006/11/16	22:33:00	1214.3	924.6	277.4	295.7	254.9	256.1	547.8	988.6	262.2	260.2	228.8	250.4	69.3	69.1	70.0	69.5	230.20	30.29	6975.06
2006/11/16	22:34:00	1213.6	922.4	277.4	294.9	255.1	256.2	548.4	987.6	262.4	260.2	228.7	250.4	68.6	69.8	70.1	69.3	230.10	30.27	6972.03
2006/11/16	22:35:00	1214.8	923.2	277.4	294.8	255.4	256.2	549.2	1044.2	262.7	260.3	228.5	250.4	69.1	70.2	70.1	69.5	230.20	30.30	6975.06
2006/11/16	22:36:00	1214.9	922.7	277.4	294.6	255.6	256.7	546.8	1049.8	262.4	260.3	228.5	250.4	68.6	69.7	70.1	70.2	230.10	30.29	6972.03
2006/11/16	22:37:00	1215.1	920.1	277.4	295.2	255.1	256.2	547.3	1009.4	261.9	260.4	228.3	250.4	68.8	70.3	70.2	70.2	229.90	30.26	6956.77
2006/11/16	22:38:00	1213.9	924.4	277.5	296.2	255.4	256.7	548.7	1092.4	262.6	260.3	228.5	250.4	69.5	69.7	70.0	70.1	230.10	30.28	6970.46
2006/11/16	22:39:00	1213.6	921.3	277.5	296.1	256.2	256.7	547.4	1036.1	262.4	260.4	228.5	250.4	69.7	69.7	70.3	70.2	230.00	30.16	6936.80
2006/11/16	22:40:00	1213.9	919.4	277.5	295.9	256.2	256.2	547.5	945.3	262.4	260.5	228.5	250.4	70.0	69.9	70.3	70.3	229.20	30.17	6914.96
2006/11/16	22:41:00	1214.8	924.6	277.5	296.1	255.4	256.2	548.0	1042.6	262.7	260.8	228.7	250.4	69.8	70.2	70.3	69.7	229.80	30.28	6958.34
2006/11/16	22:42:00	1214.5	922.1	277.5	296.4	255.6	256.4	547.3	1013.7	262.9	260.4	228.7	250.4	69.7	70.2	69.0	69.5	230.10	30.29	6969.73
2006/11/16	22:43:00	1213.9	921.8	277.6	296.1	255.7	256.4	548.3	1083.4	262.7	260.5	228.7	250.5	68.8	69.7	69.1	69.7	230.10	30.28	6969.73
2006/11/16	22:44:00	1214.0	923.8	277.6	295.2															

Heat Rise Test 1st Run

3-540		TC1	TC2	TC3	TC4	TC5	TC6	TC7	TC8	TC9	TC10	TC11	TC12	TC13	TC14	TC15	TC16	VDC	Amps	Watts
Date	Time																			
2006/11/16	22:46:00	1213.8	922.0	277.7	294.7	255.2	256.5	549.1	1043.8	263.0	260.5	229.0	250.5	69.7	69.7	70.1	70.1	230.10	30.29	6969.73
2006/11/16	22:47:00	1213.7	921.7	277.7	296.2	255.4	255.9	548.3	1020.4	262.7	260.6	229.0	250.5	69.5	69.9	70.3	70.1	230.10	30.29	6969.73
2006/11/16	22:48:00	1214.5	919.7	277.6	295.2	255.3	256.5	548.4	1095.2	262.6	260.4	228.7	250.7	69.5	69.9	69.9	69.1	230.10	30.29	6972.03
2006/11/16	22:49:00	1213.8	920.2	277.6	294.9	255.6	256.1	546.5	1110.3	262.7	260.5	228.8	250.7	68.8	69.8	69.5	70.2	230.10	30.29	6969.73
2006/11/16	22:50:00	1214.8	919.1	277.6	295.9	254.9	256.4	548.8	1066.9	262.1	260.1	229.0	250.7	69.8	70.2	69.5	70.2	230.10	30.29	6969.73
2006/11/16	22:51:00	1214.7	920.1	277.6	294.9	255.7	256.2	547.7	1050.9	263.4	260.4	229.0	250.7	70.0	69.6	70.3	70.4	230.10	30.27	6965.13
2006/11/16	22:52:00	1214.4	923.1	277.6	295.9	255.6	256.4	548.7	969.4	262.7	260.4	229.0	250.7	69.5	70.1	70.4	70.1	230.10	30.27	6968.15
2006/11/16	22:53:00	1214.4	922.4	277.6	295.2	255.6	256.4	548.3	1115.9	262.7	260.4	228.8	250.7	69.3	69.3	70.4	70.1	230.00	30.26	6959.80
2006/11/16	22:54:00	1214.6	922.3	277.7	295.9	255.7	256.5	547.4	1126.9	262.2	260.4	229.0	250.7	69.5	69.5	70.2	69.1	230.10	30.29	6969.73
2006/11/16	22:55:00	1214.1	922.7	277.6	295.2	255.9	256.5	547.4	1134.7	263.2	260.6	229.0	250.7	69.1	70.2	70.2	70.4	229.80	30.22	6947.58
2006/11/16	22:56:00	1213.9	923.5	277.6	295.7	256.2	256.4	548.2	1000.6	262.4	260.4	229.0	250.7	69.1	70.1	69.9	69.8	230.00	30.29	6966.70
2006/11/16	22:57:00	1214.0	922.0	277.7	296.0	255.9	256.7	548.2	1006.2	262.9	260.5	229.0	250.7	68.6	70.0	69.8	70.0	230.10	30.29	6972.03
2006/11/16	22:58:00	1214.4	921.1	277.6	296.4	255.9	256.1	547.8	1160.2	263.2	260.3	229.0	250.7	69.1	69.3	69.9	70.1	230.00	30.27	6964.40
2006/11/16	22:59:00	1214.2	920.9	277.7	295.4	255.7	256.7	548.8	1163.7	263.2	260.5	229.0	250.7	68.8	70.3	69.1	69.8	230.00	30.29	6966.70
2006/11/16	23:00:00	1214.9	919.4	277.6	295.6	255.4	256.4	548.8	1159.7	263.0	260.5	228.8	250.7	69.1	69.6	69.1	69.6	230.10	30.29	6969.73
2006/11/16	23:01:00	1215.1	921.0	277.7	295.2	255.7	256.4	548.8	1162.4	262.6	260.4	228.7	250.7	69.3	69.1	70.6	70.1	230.20	30.29	6972.76
2006/11/16	23:02:00	1215.4	920.7	277.7	294.7	255.7	256.4	547.6	1179.2	262.4	260.3	228.7	250.5	69.1	67.7	69.8	69.3	229.50	30.19	6928.61
2006/11/16	23:03:00	1214.6	919.7	277.7	295.9	254.9	256.2	547.7	1085.7	261.2	259.7	229.0	250.5	68.8	67.0	69.9	67.6	230.10	30.26	6962.83
2006/11/16	23:04:00	1215.0	919.7	277.5	295.2	254.7	256.1	548.4	1142.0	261.7	259.6	229.0	250.5	68.8	66.6	69.5	67.3	230.10	30.29	6969.73
2006/11/16	23:05:00	1214.2	922.7	277.8	295.2	255.2	256.2	547.6	949.0	261.8	259.6	229.0	250.5	69.1	67.1	70.0	67.5	230.10	30.29	6972.03
2006/11/16	23:06:00	1214.2	921.5	277.8	295.9	255.1	256.2	547.6	1072.0	261.8	259.7	228.7	250.5	68.6	67.3	69.6	67.3	230.10	30.29	6969.73
2006/11/16	23:07:00	1215.1	922.0	277.8	294.7	254.7	256.2	548.7	1098.7	261.8	259.6	228.7	250.4	68.8	66.6	69.6	67.8	230.10	30.29	6972.03
2006/11/16	23:08:00	1214.2	924.6	277.7	295.4	254.7	256.4	550.2	951.9	261.7	259.5	228.8	250.5	68.8	67.2	69.8	67.9	230.10	30.28	6970.46
2006/11/16	23:09:00	1214.3	922.6	277.8	295.7	254.7	256.2	548.4	993.1	261.6	259.3	228.7	250.5	69.0	66.6	69.9	67.3	230.20	30.29	6972.76
2006/11/16	23:10:00	1214.4	922.6	277.8	295.9	255.1	255.7	547.9	1146.9	261.4	259.3	228.7	250.4	68.8	67.0	69.1	66.8	230.20	30.29	6975.06
2006/11/16	23:11:00	1213.8	918.9	277.7	296.1	254.9	256.1	547.2	1143.0	261.9	259.2	228.7	250.4	68.4	66.1	69.1	67.0	230.20	30.29	6972.76
2006/11/16	23:12:00	1213.6	921.6	277.8	295.6	255.1	256.4	548.6	1136.4	262.2	259.2	228.7	250.4	68.6	66.8	69.1	67.5	230.10	30.30	6972.03
2006/11/16	23:13:00	1214.0	923.5	277.7	295.1	255.7	256.1	548.7	1098.9	262.4	259.4	228.8	250.5	69.1	67.3	70.0	68.2	230.10	30.29	6972.76
2006/11/16	23:14:00	1213.2	922.6	277.9	295.7	256.1	256.1	548.4	998.0	262.1	259.4	228.8	250.4	69.3	67.2	69.6	67.9	230.20	30.29	6972.76
2006/11/16	23:15:00	1214.1	923.3	277.9	294.7	255.2	256.5	549.2	1007.8	261.9	259.1	228.7	250.5	69.3	68.1	70.4	67.8	230.20	30.29	6972.76
2006/11/16	23:16:00	1213.7	920.5	277.9	295.9	255.4	256.4	547.6	1022.3	261.6	259.4	228.7	250.5	69.1	68.3	70.0	68.8	230.10	30.29	6969.73
2006/11/16	23:17:00	1214.6	919.7	277.9	295.2	255.4	256.2	547.2	1094.7	261.6	259.2	228.8	250.5	69.7	67.1	70.0	68.6	230.10	30.29	6969.73
2006/11/16	23:18:00	1214.9	921.1	277.9	295.9	255.6	256.4	549.2	1103.4	261.6	258.9	228.8	250.7	69.0	67.3	69.9	67.3	230.10	30.29	6969.73
2006/11/16	23:19:00	1214.4	921.5	277.8	296.0	255.6	256.4	549.1	1094.0	261.6	259.0	228.7	250.5	68.8	68.6	69.9	67.9	230.10	30.29	6969.73
2006/11/16	23:20:00	1215.0	922.6	277.8	294.8	254.8	256.4	548.0	1103.1	261.9	258.8	228.7	250.5	69.1	67.8	69.5	68.6	230.10	30.29	6972.03
2006/11/16	23:21:00	1214.8	918.5	277.8	295.9	254.8	255.7	549.7	1000.8	261.4	259.0	228.7	250.4	68.6	66.8	69.6	68.2	230.10	30.29	6972.03
2006/11/16	23:22:00	1214.1	922.0	277.9	295.9	254.8	256.1	547.2	949.3	261.4	258.9	228.5	250.5	69.0	66.8	69.6	68.0	230.10	30.29	6972.03
2006/11/16	23:23:00	1214.3	920.8	277.6	296.0	255.6	256.2	548.8	1166.4	261.9	259.2	228.7	250.4	68.6	69.0	69.6	68.1	230.20	30.28	6970.46
2006/11/16	23:24:00	1214.1	923.2	277.8	295.6	255.4	256.7	548.9	971.6	261.7	259.4	228.7	250.4	69.0	68.2	69.9	69.0	230.10	30.29	6969.73
2006/11/16	23:25:00	1215.1	919.6	278.0	295.9	256.2	256.4	547.8	1078.1	261.9	259.2	228.7	250.4	69.3	68.2	70.2	68.2	230.20	30.29	6972.76
2006/11/16	23:26:00	1213.8	921.1	278.0	294.9	254.9	256.4	548.0	1184.5	262.6	259.1	228.7	250.4	69.0	67.8	69.9	68.6	230.10	30.29	6972.03
2006/11/16	23:27:00	1213.5	921.4	277.8	294.6	254.7	256.2	548.0	931.4	261.9	259.1	228.5	250.4	68.6	67.1	69.3	68.0	230.10	30.29	6969.73
2006/11/16	23:28:00	1213.6	922.9	277.9	296.1	255.4	255.9	549.4	992.8	261.4	259.0	228.7	250.4	69.0	66.8	69.3	67.8	230.10	30.29	6972.76
2006/11/16	23:29:00	1213.6	920.2	278.0	296.0	255.4	256.5	548.9	999.0	261.4	258.9	228.7	250.4	69.6	68.3	69.8	68.1	230.20	30.29	6972.76
2006/11/16	23:30:00	1215.4	919.7	277.8	295.2	255.7	257.0	548.0	1061.0	262.1	259.0	228.5	250.4	69.6	68.4	70.2	68.6	230.10	30.29	6969.73
2006/11/16	23:31:00	1214.8	921.4	278.1	294.7	254.9	256.5	548.4	998.5	261.6	259.0	228.5	250.4	69.6	68.3	70.0	68.8	230.10	30.29	6972.03
2006/11/16	23:32:00	1214.1	922.9	278.0	295.4	254.7	256.7	548.2	1124.2	261.4	259.1	228.7	250.4	69.6	68.0	69.6	68.4	230.10	30.29	6972.03
2006/11/16	23:33:00	1214.0	922.9	278.0	296.0	254.0	256.7	548.9	983.0	262.1	259.2	228.7	250.4	69.3	68.0	69.8	68.3	230.10	30.29	6969.73
2006/11/16	23:34:00	1214.4	922.0	278.2	294.9	255.7	257.2	548.9	1188.3	261.9	259.0	228.5	250.4	68.6	67.5	70.0	68.2	228.70	30.13	6890.73
2006/11/16	23:35:00	1214.8	921.2	278.0	295.9	255.9	256.7	548.4	1179.1	261.9	259.4	228.7	250.5	68.6	68.3	69.9	68.8	229.40	30.18	6926.31
2006/11/16	23:36:00	1215.0	922.6	278.2	295.9	254.9	256.9	548.9	1157.2	261.7	259.0	228.7	250.5	68.6	67.1	69.6	68.3	229.20	30.18	6917.26
2006/11/16	23:37:00	1214.8	922.9	278.1	295.9	254.7	257.0	548.8	1073.1	262.1	259.3	228.8	250.5	69.0	67.5	69.9	67.7	229.20	30.22	6926.42
2006/11/16	23:38:00	1214.7	921.6	278.1	295.6	255.9	257.2	547.4	1066.2	261.8	258.9	228.7	250.5	68.8	68.8	70.0	68.4	230.10	30.29	6972.03
2006/11/16	23:39:00	1214.3	923.6	278.2	295.2	255.9	256.9	548.9</												

Heat Rise Test 1st Run

Date	Time	TC1	TC2	TC3	TC4	TC5	TC6	TC7	TC8	TC9	TC10	TC11	TC12	TC13	TC14	TC15	TC16	VDC	Amps	Watts
2006/11/16	23:42:00	1213.7	919.9	278.2	296.5	255.4	256.7	547.9	993.8	262.2	259.2	228.7	250.7	68.8	67.3	69.7	67.9	230.10	30.26	6968.88
2006/11/16	23:43:00	1214.3	920.2	278.3	296.6	255.4	256.7	549.2	989.5	261.9	259.1	228.8	250.7	68.8	67.6	69.8	67.6	229.10	30.17	6916.53
2006/11/16	23:44:00	1214.2	923.2	278.0	295.7	254.7	256.9	548.8	1177.1	262.7	259.2	228.7	250.7	68.4	69.0	69.9	68.1	230.10	30.28	6970.46
2006/11/16	23:45:00	1213.9	922.1	278.1	296.4	255.9	257.2	548.2	1171.2	261.9	259.6	228.7	250.7	68.0	69.1	69.5	68.2	229.60	30.29	6954.58
2006/11/16	23:46:00	1214.3	920.1	278.0	296.1	255.3	256.4	549.2	1167.7	262.4	259.7	228.7	250.7	68.6	69.0	69.1	68.1	229.00	30.15	6908.93
2006/11/16	23:47:00	1214.3	924.0	278.0	296.2	255.9	256.7	548.2	1063.7	261.9	259.9	228.8	250.7	69.0	68.2	69.3	68.1	230.10	30.28	6967.43
2006/11/16	23:48:00	1214.9	919.1	278.2	295.7	255.6	256.5	547.7	1074.0	262.2	259.3	228.7	250.7	69.1	67.6	70.1	68.2	229.50	30.27	6965.13
2006/11/16	23:49:00	1214.6	921.5	278.1	294.9	255.3	256.9	549.5	998.5	261.9	259.4	229.0	250.7	68.8	68.4	70.0	68.2	230.10	30.29	6969.73
2006/11/16	23:50:00	1215.0	920.4	278.2	294.1	256.1	257.2	547.4	1084.5	262.2	259.7	228.8	250.7	69.8	69.8	70.3	69.1	230.00	30.27	6966.70
2006/11/16	23:51:00	1214.8	920.6	278.1	295.4	255.4	256.9	548.4	1057.1	262.4	260.1	228.7	250.5	69.0	69.8	69.6	69.0	230.20	30.29	6975.06
2006/11/16	23:52:00	1214.4	923.1	278.2	295.6	255.7	256.7	547.4	1004.5	262.9	260.0	228.5	250.7	68.3	69.6	69.8	68.8	230.00	30.26	6959.80
2006/11/16	23:53:00	1214.2	920.8	278.0	295.6	255.4	257.2	548.2	1001.3	261.9	259.6	228.7	250.5	68.8	68.6	70.1	68.6	229.90	30.26	6959.80
2006/11/16	23:54:00	1213.7	919.1	278.2	295.4	256.1	257.2	549.4	994.1	262.4	259.6	228.7	250.5	69.6	68.3	70.1	68.2	230.10	30.29	6972.76
2006/11/16	23:55:00	1213.6	919.6	278.0	295.4	255.4	257.2	548.2	1100.2	261.9	259.6	228.8	250.7	69.3	69.1	69.1	68.6	230.00	30.27	6964.40
2006/11/16	23:56:00	1214.2	919.4	278.1	294.9	255.4	257.4	548.4	1090.8	262.4	259.6	228.7	250.5	68.6	69.0	69.3	69.0	229.90	30.25	6965.97
2006/11/16	23:57:00	1214.6	921.3	278.2	295.1	255.4	257.0	548.4	1026.0	262.2	259.8	228.7	250.7	69.0	69.0	69.6	68.8	230.10	30.29	6969.73
2006/11/16	23:58:00	1214.0	921.3	278.2	295.9	255.7	257.2	548.0	1088.2	262.6	260.1	228.7	250.7	69.0	68.8	69.5	69.1	230.00	30.29	6966.70
2006/11/16	23:59:00	1214.4	921.2	278.2	295.9	256.7	257.4	548.7	1043.3	261.9	260.3	228.7	250.7	68.8	68.8	70.0	69.3	230.10	30.29	6969.73
2006/11/17	00:00:00	1213.8	919.7	278.2	295.9	256.4	257.0	547.3	1065.3	262.4	260.0	228.8	250.7	69.1	69.3	70.3	69.7	230.00	30.29	6971.30
2006/11/17	00:01:00	1214.3	919.1	278.2	294.9	255.4	257.4	548.6	1040.8	262.7	259.7	228.8	250.7	69.1	68.8	70.1	69.6	230.20	30.29	6972.76
2006/11/17	00:02:00	1214.9	921.1	278.2	295.6	255.1	257.2	548.4	1008.5	262.2	259.5	229.0	250.8	69.1	68.8	70.0	69.0	230.20	30.29	6975.06
2006/11/17	00:03:00	1214.9	918.1	278.2	294.6	255.6	257.2	546.2	1100.1	262.1	259.3	228.8	250.8	69.3	69.1	70.3	69.1	230.10	30.29	6974.33
2006/11/17	00:04:00	1214.0	922.6	278.3	295.2	256.7	257.0	547.3	995.7	262.4	259.3	229.2	250.9	69.8	69.1	70.4	69.1	230.10	30.28	6970.46
2006/11/17	00:05:00	1214.3	921.3	278.2	293.6	254.9	257.4	548.7	987.3	262.6	259.6	228.8	250.9	69.8	68.6	70.6	69.7	230.10	30.26	6962.83
2006/11/17	00:06:00	1214.6	921.3	278.4	295.6	254.4	257.2	549.2	1073.1	262.2	259.6	229.0	250.8	69.5	67.8	70.2	68.8	230.00	30.26	6962.83
2006/11/17	00:07:00	1213.9	919.6	278.3	296.0	254.9	256.9	548.7	962.7	262.4	259.5	228.8	250.8	69.3	68.8	69.5	68.8	230.10	30.28	6970.46
2006/11/17	00:08:00	1213.9	920.8	278.4	295.2	256.2	257.2	549.5	951.9	262.7	259.6	229.0	250.7	69.5	69.8	70.6	69.6	230.10	30.28	6967.43
2006/11/17	00:09:00	1215.1	918.6	278.4	294.8	256.4	257.4	548.4	1052.7	261.9	259.3	229.0	250.7	69.7	68.8	70.2	69.6	230.20	30.29	6972.76
2006/11/17	00:10:00	1214.2	923.5	278.3	295.6	256.2	257.2	549.7	938.8	262.6	259.4	229.0	250.7	69.3	68.8	69.9	69.1	230.10	30.24	6961.25
2006/11/17	00:11:00	1214.6	918.3	278.5	295.9	255.3	257.2	549.9	1005.2	261.8	259.6	229.0	250.7	69.3	67.3	69.9	68.6	229.80	30.28	6958.34
2006/11/17	00:12:00	1214.4	921.6	278.3	296.1	255.2	256.9	548.7	1000.0	262.4	259.4	229.0	250.7	68.8	68.3	69.3	68.8	230.20	30.29	6972.76
2006/11/17	00:13:00	1215.4	922.1	278.5	295.1	255.9	257.0	548.4	1063.2	262.2	259.5	229.0	250.7	69.6	67.9	70.2	67.9	230.20	30.30	6975.06
2006/11/17	00:14:00	1214.8	925.4	278.5	295.9	255.9	257.2	548.3	1045.5	261.9	259.6	229.0	250.7	69.8	69.0	70.4	68.6	230.20	30.29	6975.06
2006/11/17	00:15:00	1214.6	917.1	278.6	294.9	255.6	257.4	548.6	1068.0	262.4	259.5	229.0	250.8	69.3	69.1	70.4	69.3	230.20	30.29	6975.06
2006/11/17	00:16:00	1214.4	923.5	278.5	295.4	255.7	256.7	549.4	1024.5	262.1	259.7	229.2	250.9	69.5	68.4	70.8	69.1	230.00	30.23	6952.90
2006/11/17	00:17:00	1214.2	922.6	278.4	295.9	254.9	257.2	547.4	1014.5	261.9	259.8	228.8	250.8	69.0	69.3	70.1	69.3	230.10	30.28	6967.43
2006/11/17	00:18:00	1214.0	923.0	278.5	295.6	254.7	257.4	548.3	934.2	262.7	260.1	228.8	250.8	68.8	68.8	70.1	69.3	230.20	30.29	6972.76
2006/11/17	00:19:00	1213.7	922.9	278.4	296.4	255.3	257.7	549.2	1045.8	262.6	259.9	229.0	250.7	69.3	68.6	70.4	69.0	228.90	30.17	6905.91
2006/11/17	00:20:00	1214.3	922.4	278.6	295.9	255.2	257.2	548.9	902.1	262.2	259.7	229.0	250.7	69.1	68.8	70.4	69.0	230.00	30.28	6966.70
2006/11/17	00:21:00	1215.1	922.7	278.5	294.6	256.1	257.4	548.3	1026.3	262.2	259.5	229.0	250.8	69.5	69.0	70.3	69.3	229.80	30.26	6953.75
2006/11/17	00:22:00	1214.6	922.0	278.6	295.4	255.1	257.4	548.3	974.9	262.4	259.5	229.0	250.7	69.3	69.3	69.6	68.6	230.00	30.27	6962.10
2006/11/17	00:23:00	1213.6	923.3	278.4	295.2	255.9	257.5	549.5	1058.4	262.7	259.6	229.0	250.7	69.3	68.8	69.3	68.6	230.10	30.29	6969.73
2006/11/17	00:24:00	1213.7	921.3	278.5	295.2	256.2	257.4	548.7	1067.7	262.4	259.7	228.8	250.7	69.1	68.8	70.2	69.0	230.10	30.29	6969.73
2006/11/17	00:25:00	1214.4	920.4	278.6	295.4	256.5	257.7	547.8	1065.3	262.2	260.0	228.8	250.7	69.0	68.3	69.8	69.3	229.90	30.28	6963.67
2006/11/17	00:26:00	1214.5	921.0	278.4	295.2	255.2	257.0	548.7	984.3	262.2	259.9	229.0	250.7	69.1	68.4	69.5	69.1	230.10	30.28	6970.46
2006/11/17	00:27:00	1214.1	922.4	278.6	295.4	255.4	257.4	549.9	991.3	261.9	259.6	229.2	250.7	69.9	69.0	69.9	68.8	230.00	30.27	6962.10
2006/11/17	00:28:00	1215.4	923.0	278.7	295.2	255.9	257.2	549.1	1119.7	262.1	259.7	229.2	250.8	70.0	68.3	70.3	68.6	230.20	30.26	6965.85
2006/11/17	00:29:00	1214.4	922.9	278.8	296.2	255.6	257.2	549.4	1136.9	262.7	259.8	229.2	250.9	70.0	68.3	70.2	68.6	230.20	30.29	6975.06
2006/11/17	00:30:00	1214.1	923.8	278.7	295.9	255.4	257.4	549.7	968.6	262.7	259.8	229.3	251.0	69.6	68.6	70.4	68.8	230.10	30.29	6972.76
2006/11/17	00:31:00	1213.6	921.6	278.7	295.6	255.7	257.4	548.9	949.0	262.4	259.6	229.3	251.0	69.6	67.8	70.1	69.1	230.10	30.29	6972.76
2006/11/17	00:32:00	1213.9	921.4	278.6	296.4	255.3	257.5	547.7	1006.2	262.2	259.2	229.2	250.9	69.7	68.6	70.3	68.2	230.00	30.29	6966.70
2006/11/17	00:33:00	1214.8	923.0	278.7	295.1	255.9	257.4	548.6	940.2	262.4	259.5	229.2	250.9	69.8	68.4	70.6	69.3	230.10	30.29	6972.03
2006/11/17	00:34:00	1214.4	920.6	278.9	295.7	255.3	257.5	549.2	938.4	262.2	259.7	229.2	250.9	69.6	68.4	70.4	69.0	230.00	30.29	6966.70
2006/11/17	00:35:00	1214.5	920.5	278.6	294.4	255.4	256.9	547.5	1088.1	262.2	259.2	229.2	250.9	69.7	67.8	69.8	67.9	230.20	30.28	6975.06
2006/11/17	00:36:00	1214.7	922.6	278.6	295.9															

Heat Rise Test

1st Run

Date	Time	TC1	TC2	TC3	TC4	TC5	TC6	TC7	TC8	TC9	TC10	TC11	TC12	TC13	TC14	TC15	TC16	VDC	Amps	Watts
2006/11/17	00:38:00	1214.9	922.4	278.9	295.2	256.2	257.7	548.9	1143.2	262.7	259.6	229.2	251.0	70.0	69.1	70.8	69.7	230.00	30.26	6959.80
2006/11/17	00:39:00	1214.9	921.4	278.8	295.4	256.4	257.8	550.7	1142.2	262.4	260.0	229.0	251.2	69.3	69.5	70.4	69.9	230.00	30.28	6969.73
2006/11/17	00:40:00	1215.6	921.5	278.8	295.9	255.3	257.8	548.9	1143.0	262.2	259.6	229.5	251.2	69.7	69.0	69.8	69.5	229.90	30.28	6963.67
2006/11/17	00:41:00	1215.0	919.7	278.9	295.9	255.9	258.0	547.5	1214.1	262.2	259.7	229.2	251.2	69.6	69.0	70.4	69.6	230.10	30.28	6969.73
2006/11/17	00:42:00	1214.4	921.5	278.7	296.4	255.7	257.5	549.2	968.1	262.4	259.8	229.3	251.2	69.5	68.0	70.6	68.3	230.20	30.29	6975.06
2006/11/17	00:43:00	1214.7	924.4	278.9	296.1	255.4	257.8	548.9	976.8	262.9	259.8	229.5	251.0	69.5	68.0	70.3	68.8	230.10	30.29	6972.03
2006/11/17	00:44:00	1214.6	922.1	278.9	296.6	255.4	257.8	548.6	942.1	262.9	260.0	229.2	251.0	70.3	69.3	70.8	69.7	230.10	30.29	6969.73
2006/11/17	00:45:00	1213.9	923.1	278.9	296.0	255.6	257.8	549.7	945.9	262.6	259.9	229.3	251.2	69.6	68.8	70.6	69.3	230.10	30.28	6970.46
2006/11/17	00:46:00	1214.1	922.0	278.9	295.4	255.7	257.2	547.8	956.5	261.9	259.8	229.3	251.2	69.6	68.1	70.0	69.1	230.10	30.29	6969.73
2006/11/17	00:47:00	1215.2	920.0	278.9	296.4	255.7	257.2	549.2	1033.4	262.2	259.5	229.3	251.2	69.9	68.1	70.1	68.8	230.10	30.28	6967.43
2006/11/17	00:48:00	1214.4	924.1	278.9	295.6	255.4	256.9	549.7	926.2	261.9	259.4	229.5	251.2	69.9	68.0	70.3	68.6	230.20	30.29	6975.06
2006/11/17	00:49:00	1213.8	924.3	279.1	296.9	255.9	257.4	550.2	945.5	262.4	259.7	229.5	251.2	70.0	68.0	70.3	68.8	230.20	30.29	6972.76
2006/11/17	00:50:00	1214.4	922.6	278.9	296.9	255.6	257.5	549.2	1034.0	262.4	259.4	229.2	251.2	69.6	68.6	70.6	69.0	230.20	30.30	6975.06
2006/11/17	00:51:00	1214.0	920.4	278.9	295.9	255.7	257.8	549.7	1061.0	262.4	259.5	229.2	251.2	69.9	68.2	70.6	68.6	230.20	30.29	6972.76
2006/11/17	00:52:00	1214.2	923.6	278.9	295.7	255.7	258.2	550.0	1105.5	262.4	259.6	229.2	251.2	69.5	68.4	69.8	68.6	230.20	30.28	6970.46
2006/11/17	00:53:00	1214.4	922.3	278.9	296.0	256.9	257.8	550.3	1097.3	262.4	259.6	229.2	251.2	69.7	68.2	69.9	69.3	230.20	30.29	6975.06
2006/11/17	00:54:00	1215.5	922.9	278.9	295.4	256.9	258.2	549.9	975.2	262.7	259.8	229.2	251.2	69.8	69.1	70.4	69.3	230.20	30.27	6974.21
2006/11/17	00:55:00	1213.9	922.7	278.9	295.6	256.4	257.9	550.3	906.3	263.0	259.9	229.5	251.3	69.8	69.6	70.9	69.9	230.20	30.28	6970.46
2006/11/17	00:56:00	1214.6	921.4	279.1	296.4	257.0	257.8	549.7	982.7	262.4	259.9	229.5	251.2	70.0	69.0	71.1	69.6	230.20	30.29	6975.06
2006/11/17	00:57:00	1214.6	922.1	278.9	296.8	255.9	257.7	550.3	936.4	262.2	260.1	229.3	251.2	69.9	69.0	70.4	69.0	230.20	30.29	6975.06
2006/11/17	00:58:00	1214.4	920.7	279.1	295.6	255.7	257.7	549.9	1085.9	262.4	260.1	229.2	251.2	68.8	70.4	70.6	68.8	230.10	30.29	6974.33
2006/11/17	00:59:00	1213.9	923.7	278.9	296.5	255.7	257.7	549.5	970.8	262.4	259.8	229.5	251.2	70.2	68.6	70.1	69.5	230.20	30.29	6975.79
2006/11/17	01:00:00	1213.3	922.4	278.9	295.7	255.3	257.9	550.2	953.8	262.1	259.7	229.3	251.2	70.1	68.1	70.6	68.1	230.20	30.29	6972.76
2006/11/17	01:01:00	1214.5	922.6	278.9	295.7	254.9	257.7	548.3	1188.4	262.9	259.8	229.2	251.2	70.2	69.3	70.6	68.1	230.10	30.26	6971.90
2006/11/17	01:02:00	1214.0	921.1	278.9	295.7	256.4	257.8	550.2	1179.2	262.9	260.4	229.2	251.2	69.7	69.6	70.3	69.5	230.10	30.28	6967.43
2006/11/17	01:03:00	1215.2	920.1	279.1	295.6	256.2	257.7	549.7	1165.7	262.9	259.9	229.0	251.2	69.5	68.3	70.6	69.5	230.00	30.27	6962.10
2006/11/17	01:04:00	1215.2	919.9	279.1	295.2	256.5	257.9	549.4	1083.2	262.4	260.0	229.3	251.4	69.5	69.5	71.3	69.0	230.20	30.29	6972.76
2006/11/17	01:05:00	1214.7	919.7	279.2	295.4	256.2	257.9	547.9	932.4	262.9	260.0	229.3	251.4	69.6	69.3	70.8	69.6	230.20	30.29	6975.06
2006/11/17	01:06:00	1213.6	922.1	279.1	296.4	256.1	258.5	549.4	927.0	262.4	260.2	229.3	251.4	70.3	69.8	71.1	69.6	230.20	30.26	6965.85
2006/11/17	01:07:00	1214.1	923.1	279.3	295.4	256.4	257.7	550.2	927.6	262.9	260.4	229.5	251.4	70.0	69.1	70.6	69.9	230.00	30.28	6964.40
2006/11/17	01:08:00	1214.8	921.6	279.3	296.9	256.1	258.2	548.1	922.9	263.2	260.3	229.7	251.5	70.1	69.7	70.8	69.5	230.20	30.29	6975.06
2006/11/17	01:09:00	1214.3	923.5	279.2	296.2	256.2	258.2	549.7	1055.0	263.2	260.1	229.7	251.6	70.1	68.8	70.9	69.1	230.20	30.29	6975.06
2006/11/17	01:10:00	1214.5	924.1	279.3	296.4	255.1	258.2	549.9	925.3	263.4	260.4	229.7	251.6	69.8	69.3	70.0	70.0	230.20	30.29	6975.79
2006/11/17	01:11:00	1214.0	918.5	279.2	296.4	255.7	258.0	550.5	925.3	262.1	260.3	229.5	251.6	69.1	69.1	70.1	70.0	230.20	30.29	6972.76
2006/11/17	01:12:00	1214.7	922.0	279.4	296.4	255.9	257.7	550.0	1076.2	262.4	260.3	229.6	251.6	70.4	68.4	70.8	69.1	230.20	30.30	6975.06
2006/11/17	01:13:00	1214.9	921.1	279.4	295.9	256.2	258.2	549.5	934.4	263.2	260.0	229.5	251.5	70.0	68.8	71.3	69.3	230.10	30.27	6965.13
2006/11/17	01:14:00	1214.3	921.3	279.3	296.0	256.5	257.7	549.2	914.7	263.0	260.7	229.5	251.5	69.3	68.6	70.1	69.3	230.30	30.30	6978.09
2006/11/17	01:15:00	1213.7	921.1	279.4	295.9	255.9	257.7	550.8	940.3	262.9	260.4	229.7	251.5	69.9	69.8	70.8	69.5	230.20	30.29	6975.06
2006/11/17	01:16:00	1214.5	922.3	279.4	295.9	256.7	258.5	549.9	1062.3	263.4	260.3	229.7	251.6	70.1	69.7	70.8	70.0	230.20	30.26	6971.90
2006/11/17	01:17:00	1214.1	923.5	279.4	295.9	256.4	257.9	550.2	949.8	262.9	260.3	229.7	251.6	69.3	69.8	70.8	70.0	230.20	30.29	6972.76
2006/11/17	01:18:00	1214.0	924.0	279.2	296.1	256.9	258.2	549.2	895.6	263.5	260.2	229.7	251.5	69.3	70.2	71.5	69.7	230.10	30.28	6969.73
2006/11/17	01:19:00	1214.2	922.3	279.3	296.4	257.4	257.9	550.3	1122.0	262.7	260.4	229.6	251.5	69.5	70.2	70.8	69.8	230.20	30.29	6972.76
2006/11/17	01:20:00	1214.5	921.4	279.3	295.6	256.2	257.9	550.3	1046.0	262.6	260.8	229.6	251.5	69.3	69.3	70.2	70.4	229.70	30.09	6911.67
2006/11/17	01:21:00	1214.6	920.8	279.1	296.1	256.4	257.9	550.2	924.6	262.4	260.0	229.8	251.5	70.1	69.5	70.9	69.3	229.70	30.19	6934.64
2006/11/17	01:22:00	1213.6	920.4	279.2	296.7	256.4	258.2	549.7	946.6	263.2	260.4	229.7	251.4	70.1	69.6	71.1	69.8	230.00	30.27	6962.10
2006/11/17	01:23:00	1213.5	920.6	279.4	297.2	256.2	258.2	549.9	954.3	262.2	260.6	229.7	251.5	70.1	69.1	70.4	70.1	230.20	30.29	6972.76
2006/11/17	01:24:00	1214.2	920.6	279.2	297.0	255.7	258.2	550.5	1154.4	262.2	260.1	229.6	251.6	70.2	69.1	70.0	70.0	230.10	30.28	6970.46
2006/11/17	01:25:00	1214.0	918.5	279.4	295.9	256.4	258.4	547.1	1145.9	262.9	260.5	229.6	251.6	69.8	69.9	70.8	70.4	230.20	30.27	6974.21
2006/11/17	01:26:00	1214.9	923.8	279.4	297.4	255.7	258.4	550.2	1030.3	263.5	260.7	229.8	251.6	70.2	69.3	70.9	70.2	230.20	30.29	6975.06
2006/11/17	01:27:00	1213.8	923.6	279.4	296.5	256.4	258.4	549.7	1023.8	263.2	260.7	229.8	251.6	70.3	69.3	70.6	70.2	230.00	30.26	6959.80
2006/11/17	01:28:00	1213.8	921.0	279.4	296.2	256.7	257.9	549.9	1018.9	262.9	260.2	229.8	251.6	70.4	69.1	70.8	69.6	230.20	30.30	6975.06
2006/11/17	01:29:00	1215.9	921.4	279.4	296.1	256.2	258.2	549.7	938.3	263.0	260.2	229.8	251.5	70.6	69.0	71.1	70.0	230.20	30.29	6972.76
2006/11/17	01:30:00	1215.5	919.1	279.4	295.9	255.6	258.3	548.9	941.3	262.9	260.1	229.8	251.5	69.7	68.3	70.8	69.3	229.90	30.26	6956.77
2006/11/17	01:31:00	1215.2	921.5	279.4	296.0	256.4	258.4	549.9	916.7	262.9	260.3	229.6	251.5	69.9	68.6	70.6	69.1	230.10	30.29	6969.73
2006/11/17	01:32:00	1213.7	922																	

Heat Rise Test 1st Run

Date	Time	TC1	TC2	TC3	TC4	TC5	TC6	TC7	TC8	TC9	TC10	TC11	TC12	TC13	TC14	TC15	TC16	VDC	Amps	Watts
2006/11/17	01:34:00	1214.9	920.5	279.6	296.2	256.4	258.8	550.2	1149.6	263.0	260.4	229.7	251.6	70.0	68.3	70.6	69.1	230.20	30.29	6972.76
2006/11/17	01:35:00	1215.0	921.7	279.4	296.0	256.4	258.2	550.0	954.1	262.7	260.4	229.8	251.6	70.0	68.8	70.8	68.8	230.20	30.29	6977.36
2006/11/17	01:36:00	1213.6	920.6	279.4	296.6	256.9	258.4	550.4	964.1	262.7	260.3	229.8	251.6	70.3	69.3	70.8	69.7	230.20	30.30	6975.06
2006/11/17	01:37:00	1213.8	920.9	279.6	296.2	256.4	258.6	550.8	974.1	262.2	260.0	229.7	251.6	70.6	69.6	71.5	70.1	230.20	30.29	6977.36
2006/11/17	01:38:00	1213.1	921.1	279.4	296.1	256.4	258.8	551.1	1032.8	262.9	259.8	229.6	251.6	70.4	69.1	71.3	69.8	230.10	30.28	6967.43
2006/11/17	01:39:00	1214.7	920.4	279.4	296.1	256.1	258.2	549.9	1034.1	262.4	260.8	229.6	251.7	70.2	69.0	71.3	70.0	230.20	30.29	6975.06
2006/11/17	01:40:00	1213.7	920.2	279.4	296.8	256.1	258.5	550.0	933.6	262.6	260.5	229.6	251.6	70.1	69.0	70.3	69.9	230.30	30.29	6975.79
2006/11/17	01:41:00	1213.8	920.2	279.4	297.0	256.4	258.5	549.7	982.4	262.9	260.3	229.5	251.6	70.1	68.4	70.4	69.3	230.20	30.29	6975.06
2006/11/17	01:42:00	1214.2	920.2	279.4	296.8	256.1	258.7	548.7	1166.2	263.2	260.3	229.7	251.5	68.6	68.8	70.1	69.3	230.20	30.29	6975.06
2006/11/17	01:43:00	1214.3	924.3	279.4	296.4	256.9	258.4	550.4	1004.6	262.9	260.4	229.6	251.5	69.5	69.1	70.8	69.3	230.10	30.29	6972.03
2006/11/17	01:44:00	1214.4	921.8	279.7	296.1	256.4	258.6	549.9	1010.9	262.6	260.3	230.0	251.6	70.1	69.1	70.8	69.1	230.20	30.29	6975.06
2006/11/17	01:45:00	1215.0	922.1	279.6	295.9	256.7	258.4	548.4	1184.9	263.2	260.3	229.8	251.7	70.3	69.8	71.1	69.7	230.20	30.29	6972.76
2006/11/17	01:46:00	1214.8	921.8	279.4	296.8	256.5	258.8	549.1	1182.0	262.9	260.4	229.8	251.7	69.5	69.8	70.8	70.0	230.00	30.26	6966.70
2006/11/17	01:47:00	1216.1	921.4	279.6	295.9	256.2	258.9	549.7	1014.8	262.6	260.6	230.0	251.7	70.3	69.8	70.8	69.7	230.20	30.29	6972.76
2006/11/17	01:48:00	1214.9	923.0	279.7	296.2	256.9	258.5	549.2	1197.6	263.2	260.6	229.6	251.7	69.3	70.1	70.6	69.1	230.20	30.29	6975.79
2006/11/17	01:49:00	1215.2	923.0	279.7	296.4	256.4	258.7	549.7	1180.5	263.0	260.3	229.7	251.8	70.1	69.6	70.8	70.2	230.20	30.30	6975.06
2006/11/17	01:50:00	1213.8	922.4	279.6	295.7	255.9	258.6	548.4	1081.7	263.2	260.3	229.5	251.7	70.2	69.1	70.8	70.1	230.00	30.29	6966.70
2006/11/17	01:51:00	1213.6	922.9	279.6	296.5	256.9	258.6	550.4	989.4	263.5	260.7	229.7	251.7	69.9	69.3	70.8	69.7	230.20	30.28	6973.48
2006/11/17	01:52:00	1213.7	923.7	279.6	297.0	256.4	258.4	549.7	1081.0	263.2	260.5	229.5	251.6	70.4	69.0	70.6	69.7	230.20	30.29	6975.79
2006/11/17	01:53:00	1214.0	922.0	279.7	296.1	255.7	258.4	549.9	1041.2	262.4	260.4	229.6	251.7	69.3	68.3	70.6	68.8	230.20	30.29	6972.76
2006/11/17	01:54:00	1214.1	917.5	279.4	295.4	255.9	258.3	549.4	1155.9	262.7	260.0	229.5	251.6	68.6	67.7	70.4	68.6	230.20	30.29	6975.06
2006/11/17	01:55:00	1215.0	920.4	279.4	296.4	256.2	258.5	547.9	961.9	262.9	260.2	229.3	251.6	69.0	68.2	70.2	68.6	230.20	30.29	6972.76
2006/11/17	01:56:00	1214.5	922.3	279.6	294.7	256.2	258.2	549.2	1024.3	263.4	260.3	229.5	251.6	70.0	69.3	71.1	69.3	230.20	30.30	6975.06
2006/11/17	01:57:00	1214.5	921.1	279.4	296.2	255.7	258.7	548.4	1059.2	262.7	260.9	229.6	251.6	69.7	69.3	70.4	68.4	230.20	30.29	6972.76
2006/11/17	01:58:00	1215.2	920.0	279.6	296.4	255.9	258.7	550.7	1045.8	262.2	260.3	229.7	251.6	70.0	69.6	70.6	69.3	230.20	30.29	6972.76
2006/11/17	01:59:00	1213.9	919.9	279.7	296.1	256.4	258.4	549.7	962.7	262.9	260.4	229.7	251.6	69.8	69.0	70.9	70.1	230.20	30.29	6975.06
2006/11/17	02:00:00	1214.9	922.7	279.7	296.7	256.4	258.6	549.7	1106.7	263.5	260.9	229.6	251.6	69.1	69.1	70.4	69.5	230.20	30.30	6975.06
2006/11/17	02:01:00	1214.9	921.0	279.7	296.4	256.4	258.6	548.1	1301.7	263.5	260.9	229.7	251.7	69.8	68.6	70.6	69.1	230.20	30.29	6975.06
2006/11/17	02:02:00	1214.6	922.9	279.7	295.6	256.2	258.3	549.9	1006.3	262.7	260.4	230.0	251.7	70.3	67.8	70.8	68.6	230.20	30.29	6975.06
2006/11/17	02:03:00	1215.1	920.6	279.7	295.6	256.2	258.2	549.7	1200.8	262.1	260.0	229.7	251.8	70.0	69.1	70.8	68.0	230.20	30.30	6977.36
2006/11/17	02:04:00	1214.4	922.9	279.3	297.0	256.2	258.2	547.4	1038.5	262.9	260.2	230.0	251.8	70.3	70.0	70.8	68.4	230.20	30.29	6972.76
2006/11/17	02:05:00	1213.6	922.9	279.7	295.4	257.5	258.3	550.2	1010.9	263.4	260.6	230.0	251.8	70.6	70.3	71.1	69.7	230.20	30.29	6972.76
2006/11/17	02:06:00	1214.4	922.1	279.7	296.0	257.5	258.7	549.2	1120.9	263.8	260.6	229.8	251.8	70.9	70.0	71.3	69.6	230.20	30.29	6972.76
2006/11/17	02:07:00	1215.7	920.6	279.9	295.1	257.9	258.6	549.2	1257.9	263.8	260.6	230.0	251.8	70.6	70.4	71.5	69.6	230.10	30.30	6974.33
2006/11/17	02:08:00	1215.6	920.1	280.1	296.0	257.4	258.8	549.9	1091.2	264.2	260.7	230.0	251.9	70.9	70.4	71.6	70.1	230.20	30.29	6975.06
2006/11/17	02:09:00	1214.7	921.6	279.9	296.2	257.5	259.1	549.4	1072.1	264.2	260.9	230.0	251.9	70.8	70.8	71.6	70.4	230.20	30.30	6975.06
2006/11/17	02:10:00	1214.5	922.9	279.9	296.5	257.5	258.9	550.5	1281.5	263.4	260.7	230.0	251.9	70.9	70.6	71.8	70.4	230.10	30.29	6972.03
2006/11/17	02:11:00	1214.3	922.1	280.1	296.4	257.8	258.6	549.7	1141.0	264.0	260.7	229.8	251.9	70.9	70.6	71.6	70.2	230.20	30.29	6975.06
2006/11/17	02:12:00	1214.7	921.6	280.1	295.7	257.5	258.6	549.9	1171.5	263.8	260.6	230.0	251.9	70.8	70.2	71.3	70.0	230.10	30.29	6972.03
2006/11/17	02:13:00	1214.4	922.6	279.9	296.4	256.4	258.8	550.4	1146.6	263.2	260.6	230.0	251.9	70.6	70.3	71.3	70.3	230.10	30.29	6969.73
2006/11/17	02:14:00	1214.4	921.1	280.1	297.4	256.9	258.8	549.1	1080.7	263.2	260.8	230.2	251.9	70.6	70.2	71.1	69.6	230.20	30.29	6975.06
2006/11/17	02:15:00	1213.6	921.2	280.1	296.4	256.7	258.8	550.2	1215.6	263.4	260.6	230.1	251.9	70.8	70.4	71.5	70.2	230.20	30.29	6975.06
2006/11/17	02:16:00	1213.5	920.7	280.1	296.2	257.2	258.9	550.5	996.8	263.4	260.6	230.0	251.9	70.8	70.0	71.6	70.2	230.20	30.29	6972.76
2006/11/17	02:17:00	1215.4	923.8	280.1	296.1	256.7	258.5	549.5	1203.7	263.2	260.6	230.0	251.9	70.8	69.8	71.3	69.9	230.20	30.29	6975.06
2006/11/17	02:18:00	1215.4	918.5	279.9	295.2	257.8	258.6	550.2	1168.0	263.7	260.4	229.8	251.9	70.1	69.6	71.1	69.7	230.20	30.29	6972.76
2006/11/17	02:19:00	1215.0	919.3	280.1	297.2	257.2	258.7	549.7	1129.5	263.2	260.7	230.0	251.9	70.4	70.2	71.7	70.0	230.20	30.29	6972.76
2006/11/17	02:20:00	1215.1	920.4	280.1	296.2	257.5	258.9	550.2	1222.6	263.0	260.3	230.1	251.9	70.6	70.2	71.6	69.8	230.10	30.27	6965.13
2006/11/17	02:21:00	1214.8	921.9	279.9	296.5	257.0	258.5	550.2	1295.6	263.2	260.6	230.0	251.9	70.6	69.6	71.1	69.9	230.20	30.29	6975.79
2006/11/17	02:22:00	1214.4	921.1	279.9	295.9	257.7	258.8	549.9	1003.1	263.4	260.5	230.2	251.9	71.1	70.0	71.1	70.0	230.00	30.26	6959.80
2006/11/17	02:23:00	1213.9	923.0	280.1	296.9	256.9	258.8	550.5	1124.2	263.4	260.7	230.1	252.0	70.8	70.1	71.3	70.4	230.20	30.30	6977.36
2006/11/17	02:24:00	1213.6	922.3	280.1	296.5	257.4	258.8	550.3	1076.0	263.2	260.6	230.2	252.0	70.6	69.7	71.3	69.3	230.20	30.29	6975.06
2006/11/17	02:25:00	1213.8	919.1	280.1	296.6	256.7	258.7	549.9	935.6	263.2	260.5	230.2	252.1	70.8	70.3	71.5	69.7	230.20	30.30	6975.06
2006/11/17	02:26:00	1214.2	920.9	279.9	296.5	257.2	258.8	549.5	989.3	263.4	260.3	230.1	252.1	70.6	68.8	70.8	69.1	230.20	30.29	6975.79
2006/11/17	02:27:00	1214.1	922.4	279.9	296.6	256.9	258.4	551.6	838.7	262.7	260.6	230.1	252.1	70.1	68.6	70.9	68.6	230.20	30.29	6975.06
2006/11/17	02:28:00	1214.1	923.0	279.9	297.															

Heat Rise Test 1st Run

Date	Time	TC1	TC2	TC3	TC4	TC5	TC6	TC7	TC8	TC9	TC10	TC11	TC12	TC13	TC14	TC15	TC16	VDC	Amps	Watts
2006/11/17	02:30:00	1214.7	923.8	280.2	296.6	257.4	258.9	549.7	1194.1	263.7	260.8	230.2	252.1	70.6	70.2	71.1	70.0	230.20	30.30	6977.36
2006/11/17	02:31:00	1214.6	920.7	280.2	296.5	257.7	258.5	550.0	942.2	263.4	260.6	230.1	252.1	70.6	69.3	71.1	69.6	230.30	30.29	6978.09
2006/11/17	02:32:00	1214.1	922.6	280.2	297.4	256.9	258.6	550.7	1113.7	263.2	260.8	230.4	252.1	70.9	69.3	71.7	69.6	230.30	30.29	6975.79
2006/11/17	02:33:00	1214.0	921.6	280.1	296.8	256.4	258.8	550.3	1151.6	262.9	260.7	230.4	252.1	70.3	70.6	70.8	70.3	230.20	30.29	6972.76
2006/11/17	02:34:00	1213.6	921.3	280.4	297.1	257.2	258.9	550.2	933.7	263.4	260.0	230.1	252.1	70.6	69.3	71.1	69.3	230.20	30.29	6972.76
2006/11/17	02:35:00	1212.6	921.4	280.2	297.3	256.7	259.2	550.4	1178.9	263.9	260.5	230.3	252.1	70.4	69.9	71.8	70.2	230.30	30.30	6978.09
2006/11/17	02:36:00	1212.8	919.3	280.4	296.9	256.9	259.1	549.5	909.0	263.4	260.7	230.2	252.1	70.4	70.2	71.5	70.2	230.20	30.29	6977.36
2006/11/17	02:37:00	1214.0	923.8	280.2	297.5	257.2	259.1	549.2	893.4	262.9	260.5	230.4	252.1	70.0	69.6	71.3	69.8	230.20	30.29	6972.76
2006/11/17	02:38:00	1215.6	921.1	280.4	295.9	258.0	258.8	549.9	1221.6	263.7	260.6	230.4	252.2	71.1	69.8	71.3	69.7	230.20	30.29	6977.36
2006/11/17	02:39:00	1214.7	923.1	280.4	297.0	257.2	259.1	550.2	1145.9	264.0	260.8	230.4	252.2	70.4	69.3	71.1	70.2	230.30	30.29	6975.79
2006/11/17	02:40:00	1214.4	920.9	280.4	296.9	257.9	259.1	550.7	991.4	263.2	260.7	230.4	252.2	70.4	69.1	70.8	69.1	230.20	30.29	6975.79
2006/11/17	02:41:00	1213.8	922.0	280.4	295.4	257.8	259.1	549.9	1010.3	263.4	260.5	230.5	252.3	70.8	69.3	71.3	69.1	230.30	30.29	6978.09
2006/11/17	02:42:00	1213.8	921.2	280.4	296.4	256.1	258.8	549.7	1304.2	263.4	260.9	230.2	252.2	70.8	70.1	71.1	70.1	230.20	30.29	6977.36
2006/11/17	02:43:00	1214.6	923.1	280.4	295.7	256.9	258.9	549.7	1300.8	262.7	260.6	230.4	252.2	70.8	68.8	71.1	69.0	230.20	30.30	6975.06
2006/11/17	02:44:00	1215.2	924.4	280.4	296.4	256.7	259.2	549.9	902.7	263.2	260.4	230.5	252.2	70.4	69.1	70.6	69.0	230.30	30.30	6978.09
2006/11/17	02:45:00	1215.1	921.5	280.2	296.4	256.2	258.4	549.9	1042.9	263.8	260.4	230.1	252.2	70.8	68.8	70.9	69.5	230.20	30.30	6977.36
2006/11/17	02:46:00	1215.4	919.9	280.4	295.6	256.1	258.4	550.4	923.4	262.4	260.5	230.5	252.2	70.2	68.6	70.6	68.3	230.30	30.29	6975.79
2006/11/17	02:47:00	1214.9	920.6	280.2	296.4	256.2	258.6	549.9	1028.9	262.7	260.4	230.5	252.3	69.9	68.8	70.4	68.1	230.20	30.30	6977.36
2006/11/17	02:48:00	1214.6	923.3	280.2	296.6	256.9	258.6	550.0	1038.5	263.4	260.5	230.5	252.3	70.1	69.0	70.4	68.6	230.20	30.30	6975.06
2006/11/17	02:49:00	1214.5	921.5	280.4	295.6	256.9	259.2	549.9	961.2	263.2	260.7	230.3	252.2	70.6	70.1	71.3	69.8	230.20	30.30	6975.06
2006/11/17	02:50:00	1215.1	921.5	280.2	295.9	257.4	259.6	550.3	1243.1	263.2	260.7	230.3	252.2	69.8	69.7	71.1	70.3	230.20	30.30	6975.06
2006/11/17	02:51:00	1214.3	924.3	280.4	296.5	257.5	259.1	550.2	1145.9	264.0	260.8	230.4	252.2	70.1	69.3	71.1	69.5	230.20	30.30	6975.06
2006/11/17	02:52:00	1213.5	919.9	280.4	296.9	256.4	258.8	550.7	1111.8	262.9	260.7	230.3	252.2	70.4	68.6	70.6	68.4	230.20	30.29	6975.79
2006/11/17	02:53:00	1213.6	922.0	280.2	297.2	256.4	258.0	551.2	1160.4	262.9	260.4	230.6	252.3	70.3	68.4	70.4	68.4	230.20	30.29	6975.79
2006/11/17	02:54:00	1214.4	921.2	280.4	297.2	256.2	258.9	548.4	1253.8	262.6	260.5	230.5	252.3	70.3	68.0	70.9	68.8	230.20	30.29	6975.06
2006/11/17	02:55:00	1214.5	919.0	280.4	297.0	255.7	258.2	551.0	1016.0	262.7	260.4	230.7	252.3	69.8	68.0	70.4	68.3	230.20	30.29	6972.76
2006/11/17	02:56:00	1215.4	919.9	280.2	295.6	256.2	258.5	550.8	1040.2	262.9	260.1	230.5	252.3	69.8	67.9	70.3	68.4	230.20	30.30	6977.36
2006/11/17	02:57:00	1214.5	922.6	280.4	296.2	255.9	258.5	550.9	1069.2	263.0	260.4	230.4	252.2	70.4	68.0	70.6	68.6	230.20	30.29	6977.36
2006/11/17	02:58:00	1215.7	919.4	280.4	296.8	256.4	258.6	549.5	1155.7	262.9	260.4	230.6	252.2	70.3	68.2	70.6	68.4	230.20	30.29	6972.76
2006/11/17	02:59:00	1214.6	920.9	280.4	296.7	256.7	258.6	549.4	1057.2	262.7	260.1	230.4	252.2	70.1	68.6	70.4	68.1	230.20	30.29	6972.76
2006/11/17	03:00:00	1215.2	921.5	280.7	297.0	257.7	259.2	549.9	1065.7	263.5	260.4	230.4	252.2	69.9	68.3	70.3	68.8	230.20	30.29	6975.79
2006/11/17	03:01:00	1215.9	921.0	280.5	295.9	256.9	259.1	550.2	925.4	263.9	260.6	230.4	252.2	70.3	69.6	71.1	69.3	230.20	30.29	6975.79
2006/11/17	03:02:00	1215.0	922.6	280.5	296.4	256.4	259.3	549.2	943.8	263.2	260.7	230.5	252.2	70.6	68.8	71.3	69.5	230.20	30.29	6975.06
2006/11/17	03:03:00	1214.5	922.6	280.5	295.9	256.5	258.8	549.4	1115.2	262.9	260.2	230.5	252.2	70.4	69.0	70.6	68.6	230.20	30.29	6975.06
2006/11/17	03:04:00	1214.3	921.4	280.5	297.4	256.4	258.6	550.0	1014.5	263.4	260.6	230.5	252.2	70.8	69.6	70.6	69.1	230.20	30.29	6975.79
2006/11/17	03:05:00	1214.7	921.9	280.7	297.6	257.2	259.4	550.2	1026.2	264.0	260.6	230.4	252.3	70.6	70.0	70.8	69.5	230.20	30.30	6977.36
2006/11/17	03:06:00	1214.3	922.1	280.5	296.1	257.2	259.3	549.7	1122.5	263.5	260.7	230.5	252.2	70.8	69.1	70.8	68.8	230.20	30.29	6975.06
2006/11/17	03:07:00	1214.0	922.6	280.7	297.1	256.7	259.1	547.8	951.2	263.8	260.8	230.5	252.3	70.3	68.8	70.9	69.1	230.20	30.29	6975.06
2006/11/17	03:08:00	1213.6	921.7	280.4	296.7	256.4	259.0	549.9	1040.3	262.9	260.7	230.5	252.3	70.2	68.8	70.8	68.6	230.20	30.29	6972.76
2006/11/17	03:09:00	1214.4	922.1	280.4	296.1	256.4	258.5	550.2	1181.8	262.7	260.1	230.6	252.3	70.2	68.8	70.8	68.0	230.20	30.29	6972.76
2006/11/17	03:10:00	1215.1	918.6	280.5	296.5	256.2	259.0	550.8	1192.9	263.4	260.4	230.6	252.2	69.7	68.1	70.2	68.2	230.20	30.29	6975.06
2006/11/17	03:11:00	1214.6	918.6	280.7	296.5	256.5	258.9	549.9	1154.7	263.0	260.0	230.3	252.2	70.1	68.6	70.8	68.6	230.20	30.29	6975.06
2006/11/17	03:12:00	1215.4	920.0	280.7	297.4	256.4	258.8	550.0	924.6	263.0	260.5	230.6	252.3	69.8	69.0	70.6	68.6	230.20	30.29	6972.76
2006/11/17	03:13:00	1214.4	919.0	280.5	297.5	257.2	259.1	550.8	947.3	264.3	260.7	230.5	252.3	70.3	69.3	70.8	69.3	230.20	30.29	6972.76
2006/11/17	03:14:00	1214.8	921.2	280.4	296.5	256.7	258.6	550.3	1143.9	262.9	260.5	230.5	252.3	70.6	68.3	70.2	68.3	230.20	30.29	6975.06
2006/11/17	03:15:00	1213.6	922.1	280.7	297.0	256.4	258.8	550.7	1167.8	262.7	260.6	230.8	252.3	70.1	68.8	70.2	68.1	230.20	30.29	6975.06
2006/11/17	03:16:00	1214.9	921.4	280.7	297.6	257.2	259.0	549.9	1193.6	263.2	260.7	230.8	252.4	69.8	68.8	70.6	69.0	230.20	30.29	6975.06
2006/11/17	03:17:00	1214.5	922.9	280.7	297.2	257.0	259.1	550.8	1051.3	263.8	260.4	230.7	252.4	70.4	68.6	70.8	68.8	230.20	30.29	6975.06
2006/11/17	03:18:00	1213.6	921.3	280.4	298.1	256.5	259.0	550.7	1026.1	262.9	260.6	230.7	252.4	70.4	68.2	70.8	68.4	230.20	30.29	6972.76
2006/11/17	03:19:00	1214.6	919.0	280.7	297.0	256.4	258.4	550.5	1269.1	263.0	260.5	230.7	252.3	69.7	67.9	70.3	68.1	230.20	30.29	6972.76
2006/11/17	03:20:00	1214.8	923.9	280.7	297.5	256.9	259.1	550.8	954.1	263.0	260.4	230.6	252.3	69.9	68.2	70.8	68.6	230.20	30.28	6970.46
2006/11/17	03:21:00	1214.7	923.0	280.5	296.8	256.5	258.2	548.6	1267.8	262.9	260.3	230.7	252.3	69.9	68.3	70.3	68.3	230.10	30.27	6965.13
2006/11/17	03:22:00	1214.9	918.0	280.9	296.6	257.4	259.1	549.9	902.6	263.7	260.4	230.5	252.3	70.1	68.3	70.3	68.8	230.20	30.29	6975.06
2006/11/17	03:23:00	1215.2	920.7	280.9	296.8	256.7	259.0	549.2	1086.4	263.4	260.3	230.6	252.3	70.1	68.8	71.1	68.8	230.10	30.30	6972.03
2006/11/17	03:24:00	1216.1	918.2	280.9	296.4															

Heat Rise Test 1st Run

Date	Time	TC1	TC2	TC3	TC4	TC5	TC6	TC7	TC8	TC9	TC10	TC11	TC12	TC13	TC14	TC15	TC16	VDC	Amps	Watts
2006/11/17	03:26:00	1214.6	923.4	280.7	296.7	256.9	259.0	549.2	1032.5	263.7	260.6	230.7	252.4	70.0	67.9	70.8	68.8	230.20	30.29	6975.06
2006/11/17	03:27:00	1214.7	920.4	280.7	295.7	256.9	259.3	549.7	947.1	262.7	260.3	230.7	252.3	70.2	68.2	70.6	68.8	230.20	30.29	6975.79
2006/11/17	03:28:00	1214.9	920.7	280.7	296.8	257.2	259.3	550.5	1139.7	263.7	260.3	230.6	252.3	69.9	68.6	70.6	68.6	230.20	30.29	6975.06
2006/11/17	03:29:00	1214.0	923.4	280.7	297.6	256.7	259.6	550.2	1013.0	263.2	260.7	230.6	252.2	70.3	68.4	70.3	68.8	230.20	30.29	6975.06
2006/11/17	03:30:00	1214.4	922.0	280.7	296.7	256.7	259.6	548.9	1107.7	263.4	260.8	230.7	252.3	70.6	69.7	70.6	69.1	230.20	30.29	6975.06
2006/11/17	03:31:00	1214.0	921.6	280.7	296.9	257.2	259.4	551.4	962.9	263.2	260.4	230.6	252.2	70.8	68.4	70.8	69.6	230.20	30.29	6975.06
2006/11/17	03:32:00	1214.7	922.6	280.9	296.4	256.2	259.0	551.2	1015.8	263.2	260.5	230.6	252.4	69.7	67.8	70.2	68.4	230.20	30.29	6975.79
2006/11/17	03:33:00	1214.0	923.2	280.9	296.6	256.4	258.8	548.3	1188.3	262.9	260.6	230.7	252.3	69.7	67.8	70.0	68.4	230.00	30.26	6959.80
2006/11/17	03:34:00	1214.1	921.9	280.9	297.0	256.4	259.2	550.2	964.4	263.0	260.6	230.7	252.3	70.4	68.2	70.3	68.6	230.20	30.29	6975.06
2006/11/17	03:35:00	1213.7	922.1	280.7	297.4	256.5	259.0	549.9	1098.4	263.0	260.6	230.9	252.3	70.0	68.3	70.2	68.3	230.10	30.30	6972.03
2006/11/17	03:36:00	1214.4	921.1	280.7	296.9	256.4	259.1	550.5	1120.9	262.9	260.2	230.6	252.3	70.3	68.1	70.1	68.4	230.20	30.29	6977.36
2006/11/17	03:37:00	1215.2	919.4	280.9	296.5	256.5	259.0	551.4	1027.8	262.4	260.3	230.6	252.3	69.7	68.1	69.9	68.2	230.20	30.29	6975.06
2006/11/17	03:38:00	1215.1	922.1	280.9	297.1	256.4	258.8	551.2	998.8	263.0	260.4	230.7	252.3	69.8	68.6	70.4	68.6	230.20	30.29	6975.79
2006/11/17	03:39:00	1213.5	923.3	280.9	296.1	256.5	259.6	550.2	1123.4	263.4	260.4	230.5	252.3	70.3	68.8	70.8	68.8	230.20	30.29	6975.79
2006/11/17	03:40:00	1213.8	921.1	280.9	296.9	256.9	259.3	552.2	973.6	263.8	260.7	230.4	252.3	70.4	69.1	70.9	69.5	230.20	30.30	6977.36
2006/11/17	03:41:00	1214.3	920.6	280.9	297.1	257.5	259.6	551.2	998.8	263.0	260.5	230.6	252.3	70.1	68.4	70.8	69.0	230.20	30.29	6975.06
2006/11/17	03:42:00	1214.4	919.7	280.7	297.0	256.9	259.5	550.4	1152.8	263.4	260.5	230.5	252.3	70.2	68.8	70.6	69.7	230.20	30.29	6975.79
2006/11/17	03:43:00	1214.7	919.0	281.0	296.2	256.4	259.3	550.2	1309.3	263.2	260.5	230.8	252.4	70.2	67.8	70.4	68.6	230.20	30.29	6975.79
2006/11/17	03:44:00	1214.3	921.3	280.7	297.2	256.4	258.9	550.2	1014.9	262.9	260.4	230.9	252.4	69.7	67.5	70.3	68.4	230.20	30.29	6975.06
2006/11/17	03:45:00	1214.2	925.1	280.9	296.1	256.5	258.6	550.9	1018.9	262.9	260.3	230.9	252.4	70.0	67.8	70.6	68.2	230.20	30.29	6975.06
2006/11/17	03:46:00	1215.0	922.1	280.7	297.1	256.4	258.9	549.7	1023.1	262.7	260.5	231.0	252.4	69.9	68.2	70.6	67.9	230.20	30.29	6975.79
2006/11/17	03:47:00	1215.1	919.4	280.9	297.4	256.5	259.0	550.9	910.6	263.2	260.5	230.9	252.4	69.8	68.8	70.3	67.9	230.20	30.30	6977.36
2006/11/17	03:48:00	1214.1	921.2	280.9	296.8	257.2	259.9	549.7	970.8	263.4	260.5	230.5	252.3	70.2	68.2	70.8	68.8	230.20	30.30	6975.06
2006/11/17	03:49:00	1214.4	919.9	280.9	296.9	256.2	259.4	550.2	1160.7	263.2	260.2	230.6	252.3	70.2	68.0	70.2	68.3	230.20	30.29	6977.36
2006/11/17	03:50:00	1214.1	919.7	280.9	297.4	256.1	259.3	550.8	1218.2	263.4	260.3	230.7	252.4	69.8	68.6	70.2	68.4	230.20	30.30	6977.36
2006/11/17	03:51:00	1214.4	920.5	281.0	297.7	256.4	259.0	551.1	984.8	263.2	260.4	230.8	252.4	69.9	68.0	70.6	68.6	230.20	30.29	6975.79
2006/11/17	03:52:00	1214.4	920.7	280.4	297.4	256.9	259.8	550.5	1003.4	263.0	260.3	230.8	252.4	70.4	68.0	70.6	68.1	230.20	30.30	6975.06
2006/11/17	03:53:00	1214.4	921.2	281.2	297.1	257.4	259.8	548.7	1373.7	263.7	260.3	230.7	252.3	70.0	68.8	70.8	68.4	230.20	30.29	6975.79
2006/11/17	03:54:00	1214.6	922.0	280.7	297.7	256.5	259.8	550.7	1178.9	264.2	260.8	230.7	252.3	70.1	69.7	70.9	69.1	230.20	30.29	6975.79
2006/11/17	03:55:00	1214.1	921.5	281.0	296.7	256.5	259.8	550.8	946.3	263.2	260.4	230.7	252.3	70.1	68.8	70.8	69.3	230.20	30.29	6975.06
2006/11/17	03:56:00	1213.6	922.7	280.9	297.4	256.9	259.8	549.4	1196.3	264.0	260.7	230.7	252.3	70.2	69.0	69.9	69.1	230.20	30.29	6975.06
2006/11/17	03:57:00	1214.4	921.6	281.0	297.4	257.7	259.6	551.6	990.0	264.3	260.9	230.8	252.3	70.0	69.1	70.8	69.3	230.20	30.29	6975.06
2006/11/17	03:58:00	1214.4	921.2	281.2	297.4	257.5	259.7	551.8	1243.2	263.8	260.5	230.9	252.3	70.4	69.1	71.1	69.5	230.20	30.28	6970.46
2006/11/17	03:59:00	1214.2	920.9	281.2	297.1	257.5	259.6	551.2	1054.3	264.2	260.6	230.7	252.4	70.3	69.3	71.1	69.6	230.20	30.29	6975.06
2006/11/17	04:00:00	1213.3	923.1	281.2	297.5	256.5	259.5	548.9	1188.6	263.2	260.4	230.9	252.4	70.2	67.8	70.6	68.2	230.20	30.29	6975.79
2006/11/17	04:01:00	1214.5	922.1	281.2	296.9	257.0	259.0	550.9	1002.0	263.2	260.7	230.9	252.4	69.5	67.5	70.4	67.8	230.20	30.30	6975.06
2006/11/17	04:02:00	1213.6	919.7	281.2	296.7	256.7	259.0	551.4	1237.4	263.2	260.6	231.1	252.5	69.5	67.8	70.3	68.3	230.20	30.29	6975.79
2006/11/17	04:03:00	1213.6	922.9	281.0	297.3	256.7	259.4	551.7	989.9	262.9	260.3	231.0	252.5	69.9	68.0	70.4	68.0	230.20	30.30	6975.06
2006/11/17	04:04:00	1214.8	923.2	281.2	297.4	257.4	259.6	550.7	1129.9	263.4	260.6	230.9	252.4	69.7	68.8	70.3	68.3	230.20	30.29	6975.79
2006/11/17	04:05:00	1215.5	924.0	281.2	296.4	258.2	260.0	551.6	1057.5	264.3	260.7	230.9	252.4	70.4	69.3	71.1	69.3	230.20	30.29	6975.06
2006/11/17	04:06:00	1214.9	920.5	281.0	297.2	257.5	259.5	550.9	1042.0	264.2	260.9	231.0	252.4	70.6	69.3	71.1	69.3	230.20	30.29	6975.06
2006/11/17	04:07:00	1214.6	922.4	281.2	297.3	257.2	260.2	552.6	1152.2	263.7	260.9	231.0	252.4	70.2	69.1	70.8	69.6	230.20	30.29	6975.06
2006/11/17	04:08:00	1213.2	922.6	281.2	296.4	257.7	259.7	551.6	1358.2	264.4	260.8	230.8	252.4	70.1	69.1	70.8	69.3	230.20	30.29	6975.06
2006/11/17	04:09:00	1214.4	923.4	281.3	296.1	257.4	259.5	550.9	1060.7	264.2	260.7	230.9	252.4	70.1	68.4	70.6	69.3	230.20	30.29	6975.79
2006/11/17	04:10:00	1213.9	922.4	281.3	297.5	257.7	259.8	550.8	1215.4	263.9	261.1	231.2	252.4	70.2	68.8	71.1	68.8	230.20	30.29	6972.76
2006/11/17	04:11:00	1214.6	922.9	281.2	298.0	257.0	259.9	550.3	1113.3	263.2	260.9	231.2	252.5	70.1	68.6	70.8	69.3	230.20	30.29	6972.76
2006/11/17	04:12:00	1215.6	921.8	281.3	297.8	256.9	259.6	551.9	1054.5	264.2	260.9	231.2	252.5	70.2	67.7	70.4	68.8	230.20	30.29	6972.76
2006/11/17	04:13:00	1214.2	922.9	280.5	297.4	256.4	259.5	550.4	1042.0	263.2	260.8	231.2	252.5	70.1	67.5	70.6	68.2	230.10	30.28	6967.43
2006/11/17	04:14:00	1213.7	921.1	281.2	297.6	256.4	259.3	551.8	1115.6	263.2	260.6	231.2	252.6	69.7	67.7	70.0	68.0	230.20	30.29	6975.06
2006/11/17	04:15:00	1214.3	922.4	281.2	296.9	256.2	259.8	551.5	967.2	263.7	260.6	231.2	252.6	69.8	67.5	70.1	68.3	230.20	30.29	6975.06
2006/11/17	04:16:00	1214.4	923.1	281.2	298.3	256.7	259.4	551.7	1017.0	263.8	260.8	231.2	252.6	70.1	67.9	70.3	69.3	230.20	30.29	6972.76
2006/11/17	04:17:00	1214.3	923.2	281.3	296.0	256.5	259.4	549.2	1199.9	263.2	260.6	231.2	252.5	69.8	68.2	70.2	68.8	230.20	30.29	6975.06
2006/11/17	04:18:00	1214.8	920.4	281.2	297.0	257.0	259.5	549.2	1095.8	263.2	260.5	231.0	252.5	70.0	68.0	70.6	68.2	230.00	30.26	6959.80
2006/11/17	04:19:00	1215.6	920.5	281.2	297.2	256.7	258.9	551.5	1028.3	263.4	260.4	231.0	252.4	69.3	67.3	70.1	67.7	230.10	30.29	6969.73
2006/11/17	04:20:00	1214.4	921.0	281.4	297.6															

Heat Rise Test 1st Run

3-546		TC1	TC2	TC3	TC4	TC5	TC6	TC7	TC8	TC9	TC10	TC11	TC12	TC13	TC14	TC15	TC16	VDC	Amps	Watts
Date	Time																			
2006/11/17	04:22:00	1214.3	921.3	281.3	296.9	257.2	259.4	552.2	1034.3	262.9	260.7	230.9	252.4	69.9	68.1	70.2	68.2	230.20	30.27	6968.15
2006/11/17	04:23:00	1214.3	921.8	281.2	296.6	257.4	260.0	551.1	1027.8	263.2	260.6	230.8	252.4	70.1	67.8	70.4	67.9	230.20	30.29	6975.06
2006/11/17	04:24:00	1214.0	922.6	281.3	297.1	257.2	259.0	551.8	1239.3	262.9	260.5	231.0	252.4	69.6	68.0	69.9	67.7	230.20	30.29	6975.06
2006/11/17	04:25:00	1214.4	923.2	281.3	297.1	256.5	259.4	548.2	1165.4	263.8	260.5	230.9	252.4	69.8	67.8	70.1	68.0	230.20	30.29	6975.06
2006/11/17	04:26:00	1214.6	920.7	281.2	297.6	256.9	259.1	551.9	1139.7	262.9	260.7	231.2	252.4	69.8	67.8	70.1	68.0	230.20	30.29	6975.06
2006/11/17	04:27:00	1213.8	920.0	281.4	297.2	256.2	259.8	552.7	1081.0	263.2	260.6	231.1	252.4	69.8	67.6	70.2	68.1	230.20	30.30	6977.36
2006/11/17	04:28:00	1214.9	919.1	281.3	296.8	257.2	259.4	551.2	1042.3	263.0	260.7	231.2	252.5	69.9	67.9	70.4	68.1	230.20	30.29	6975.06
2006/11/17	04:29:00	1214.3	919.9	281.3	297.4	257.4	259.9	550.4	1087.7	263.4	260.2	231.0	252.4	70.0	67.9	70.4	67.9	230.20	30.29	6975.06
2006/11/17	04:30:00	1214.5	919.9	281.3	296.9	256.7	259.1	552.3	1087.7	263.2	260.7	231.0	252.4	69.8	68.1	70.2	67.5	230.20	30.29	6975.06
2006/11/17	04:31:00	1213.9	923.1	281.4	298.1	256.9	259.4	551.4	1151.4	263.4	260.8	231.1	252.4	69.9	67.5	70.2	67.7	230.20	30.29	6972.76
2006/11/17	04:32:00	1214.4	922.4	281.0	298.0	256.9	259.5	552.3	1111.6	262.9	260.5	230.9	252.4	70.1	67.6	70.6	67.9	230.20	30.29	6975.06
2006/11/17	04:33:00	1213.9	923.9	281.7	297.3	256.7	260.1	552.4	1183.4	263.7	260.7	231.2	252.4	70.1	68.4	70.4	68.0	230.20	30.29	6972.76
2006/11/17	04:34:00	1214.3	921.5	281.5	297.3	256.9	260.1	552.1	1180.7	263.4	260.8	231.0	252.5	70.2	67.5	70.3	68.2	230.20	30.29	6975.06
2006/11/17	04:35:00	1214.1	921.9	281.3	296.2	256.9	259.7	549.9	1227.0	262.9	260.3	231.0	252.5	70.0	67.7	70.1	67.9	230.20	30.30	6977.36
2006/11/17	04:36:00	1213.3	919.4	281.3	296.9	256.7	259.4	549.4	1138.6	263.4	260.5	231.2	252.4	69.8	67.5	69.9	68.0	230.20	30.30	6975.06
2006/11/17	04:37:00	1213.2	919.9	281.3	297.8	256.4	259.0	552.4	1089.6	263.4	260.5	231.2	252.4	69.7	67.3	70.1	67.9	230.20	30.29	6975.79
2006/11/17	04:38:00	1214.9	923.0	281.2	297.2	256.4	259.6	552.3	1326.4	263.5	260.7	231.2	252.4	70.1	67.5	70.1	68.3	230.20	30.30	6975.06
2006/11/17	04:39:00	1214.3	922.1	281.3	297.8	256.7	259.2	550.3	1075.0	263.2	260.3	231.1	252.4	69.5	67.5	70.2	67.9	230.20	30.29	6975.06
2006/11/17	04:40:00	1214.7	923.8	281.0	297.9	257.0	259.9	552.3	1300.8	263.2	260.1	231.1	252.4	69.7	67.3	70.1	68.1	230.20	30.29	6972.76
2006/11/17	04:41:00	1214.7	921.6	281.3	297.3	256.9	259.5	551.1	1150.7	262.9	260.1	231.0	252.4	69.9	68.3	70.2	67.9	230.20	30.29	6975.06
2006/11/17	04:42:00	1215.2	921.2	281.4	297.3	256.7	259.7	551.9	1274.2	263.7	260.8	231.1	252.5	69.9	68.4	70.3	68.0	230.20	30.29	6972.76
2006/11/17	04:43:00	1214.4	922.7	281.4	297.5	257.2	260.0	549.9	1194.3	263.8	260.7	231.0	252.4	70.2	68.6	70.8	69.5	230.20	30.29	6972.76
2006/11/17	04:44:00	1213.9	923.5	281.4	297.2	256.5	259.6	552.2	1131.2	263.2	260.6	231.0	252.4	70.0	68.1	70.8	67.8	230.20	30.29	6972.76
2006/11/17	04:45:00	1213.8	925.1	281.3	297.1	256.5	258.9	551.9	1391.2	263.2	260.6	231.2	252.4	69.6	68.0	70.1	67.9	230.20	30.29	6975.06
2006/11/17	04:46:00	1214.1	921.3	281.4	296.4	256.9	259.8	551.0	1315.5	262.9	260.8	231.2	252.4	69.6	67.8	70.0	67.9	230.20	30.29	6975.06
2006/11/17	04:47:00	1214.3	923.3	281.4	297.0	256.2	259.5	552.3	1176.0	263.7	260.7	231.1	252.5	70.2	67.8	70.1	68.4	230.20	30.29	6972.76
2006/11/17	04:48:00	1213.9	920.9	281.4	297.0	257.5	260.0	550.9	1275.3	263.7	260.6	231.2	252.5	69.9	67.8	70.6	67.9	230.20	30.29	6975.06
2006/11/17	04:49:00	1214.4	921.6	281.3	296.8	256.7	260.1	552.7	1295.8	263.2	260.1	230.8	252.5	70.6	67.6	70.6	68.0	230.20	30.29	6972.76
2006/11/17	04:50:00	1215.4	923.5	281.4	297.3	257.4	259.8	550.7	1179.9	263.7	260.6	231.1	252.4	69.7	68.0	70.6	68.1	230.20	30.29	6972.76
2006/11/17	04:51:00	1215.5	921.0	281.4	297.4	257.4	260.2	550.9	1234.3	264.2	260.5	231.0	252.4	70.6	68.6	70.8	68.8	230.20	30.29	6972.76
2006/11/17	04:52:00	1214.4	920.4	281.4	297.3	257.4	259.6	550.7	1235.1	263.9	260.8	231.1	252.4	70.2	68.6	70.1	68.6	230.20	30.29	6975.06
2006/11/17	04:53:00	1214.3	920.1	281.4	296.6	257.0	259.0	551.4	1178.0	263.4	260.5	231.2	252.4	69.9	67.8	70.6	68.1	230.20	30.29	6972.76
2006/11/17	04:54:00	1214.5	921.5	281.7	297.1	256.7	259.0	551.7	1298.8	263.4	260.4	231.2	252.5	69.5	67.6	70.6	67.9	230.20	30.29	6977.36
2006/11/17	04:55:00	1213.6	923.1	281.4	297.6	256.7	260.1	550.8	1122.9	263.2	260.6	231.3	252.5	70.1	67.8	70.1	67.6	230.20	30.29	6975.79
2006/11/17	04:56:00	1213.9	918.7	281.5	297.3	257.4	259.8	550.8	1182.9	263.7	260.5	231.2	252.5	69.6	67.9	70.3	67.8	230.20	30.29	6975.79
2006/11/17	04:57:00	1214.3	921.8	281.7	297.3	257.4	260.2	552.4	1086.2	264.2	260.3	230.8	252.5	70.1	67.8	70.4	68.3	230.20	30.29	6975.79
2006/11/17	04:58:00	1214.4	921.0	281.4	296.2	257.0	259.9	551.4	1151.6	263.7	260.3	230.9	252.5	69.6	67.6	70.3	67.9	230.20	30.29	6975.06
2006/11/17	04:59:00	1215.1	921.8	281.5	296.8	256.7	259.4	551.4	1149.2	263.2	260.3	231.0	252.5	69.9	67.7	70.6	68.1	230.20	30.29	6975.06
2006/11/17	05:00:00	1214.7	922.1	281.5	297.0	256.9	259.4	550.4	1288.2	263.7	260.6	231.1	252.5	69.7	67.8	70.3	68.2	230.20	30.29	6972.76
2006/11/17	05:01:00	1215.6	924.1	281.5	296.7	256.7	260.0	551.2	1231.8	263.2	260.6	231.2	252.5	69.7	67.3	70.1	68.0	230.20	30.29	6972.76
2006/11/17	05:02:00	1214.5	922.0	281.3	296.1	256.9	259.5	551.8	1250.3	263.4	260.2	231.2	252.5	69.7	67.3	70.1	67.9	230.20	30.29	6975.06
2006/11/17	05:03:00	1214.4	922.9	281.3	297.7	256.9	259.8	551.5	1152.5	263.5	260.5	231.1	252.5	69.9	67.5	70.3	68.0	230.20	30.29	6972.76
2006/11/17	05:04:00	1214.1	923.1	281.5	297.7	257.2	259.9	552.8	1331.4	263.2	260.5	231.2	252.5	69.3	67.7	70.3	68.0	230.20	30.29	6975.06
2006/11/17	05:05:00	1213.4	920.6	281.4	297.4	256.9	259.4	551.4	1195.9	263.9	260.5	231.0	252.5	69.3	67.6	70.2	68.2	230.20	30.29	6975.06
2006/11/17	05:06:00	1214.3	922.0	281.3	297.8	256.7	259.7	551.6	1064.6	263.2	260.4	231.0	252.5	69.3	67.3	70.1	67.6	230.20	30.29	6972.76
2006/11/17	05:07:00	1215.5	920.7	281.4	296.5	256.9	259.3	551.4	1290.4	263.4	260.3	231.2	252.5	69.3	67.3	70.1	67.9	230.20	30.29	6975.06
2006/11/17	05:08:00	1214.4	923.7	281.5	297.8	256.7	260.0	551.8	1015.4	263.4	260.6	231.3	252.5	69.9	67.9	70.1	68.0	230.20	30.29	6975.79
2006/11/17	05:09:00	1213.9	921.0	281.2	296.8	256.2	259.8	552.6	1018.2	263.2	260.2	231.0	252.5	69.3	67.3	69.8	68.1	230.30	30.30	6978.09
2006/11/17	05:10:00	1215.1	918.2	281.4	296.7	256.2	259.7	551.3	1014.5	263.7	260.6	231.2	252.5	69.9	67.7	70.1	68.2	230.20	30.29	6972.76
2006/11/17	05:11:00	1214.0	920.1	281.5	297.2	256.5	259.8	551.9	1214.4	263.4	260.5	231.3	252.5	69.6	67.7	69.9	67.8	230.20	30.30	6977.36
2006/11/17	05:12:00	1214.9	918.9	281.3	297.7	256.4	259.8	551.6	1291.1	263.5	260.4	231.2	252.4	69.9	67.7	69.9	68.4	230.20	30.29	6972.76
2006/11/17	05:13:00	1214.4	919.9	281.3	297.8	256.9	260.0	551.6	1252.0	263.4	260.3	231.0	252.4	69.7	67.7	70.6	68.0	230.20	30.29	6975.79
2006/11/17	05:14:00	1214.1	919.9	281.7	297.4	256.7	259.6	552.4	1256.2	263.2	260.3	231.1	252.4	69.3	67.3	70.0	67.6	230.20	30.29	6975.79
2006/11/17	05:15:00	1214.4	923.5	281.5	297.0	257.0	259.9	551.8	1019.6	263.8	260.3	231.3	252.4	70.0	67.5					

Heat Rise Test 1st Run

Date	Time	TC1	TC2	TC3	TC4	TC5	TC6	TC7	TC8	TC9	TC10	TC11	TC12	TC13	TC14	TC15	TC16	VDC	Amps	Watts
2006/11/17	05:18:00	1214.3	922.0	281.2	298.0	256.9	259.9	551.5	1092.1	263.4	260.3	231.3	252.5	70.0	67.6	70.0	68.1	230.20	30.30	6977.36
2006/11/17	05:19:00	1214.9	921.1	281.7	296.9	256.4	260.5	553.2	1117.7	263.8	260.7	231.5	252.5	69.5	67.7	69.9	67.7	230.20	30.30	6977.36
2006/11/17	05:20:00	1213.4	922.4	281.7	297.6	257.4	260.3	551.0	1126.2	263.4	260.6	231.2	252.5	69.9	67.6	70.4	68.1	230.20	30.30	6977.36
2006/11/17	05:21:00	1212.8	922.0	281.8	297.7	256.5	260.2	549.7	1166.2	263.8	260.5	231.3	252.5	69.1	67.9	70.0	67.9	230.20	30.29	6975.06
2006/11/17	05:22:00	1213.9	921.4	281.8	297.5	256.9	260.2	552.4	1103.5	263.7	260.5	231.4	252.5	69.7	67.6	70.1	67.9	230.20	30.30	6977.36
2006/11/17	05:23:00	1213.4	921.0	281.4	297.7	257.0	260.5	550.7	1087.4	263.5	260.6	231.4	252.5	69.7	67.5	70.3	67.8	230.30	30.30	6978.09
2006/11/17	05:24:00	1214.1	920.7	281.7	296.8	257.4	260.5	551.0	1144.2	263.5	260.7	231.4	252.5	70.0	67.6	70.1	68.0	230.20	30.30	6975.06
2006/11/17	05:25:00	1214.0	921.6	281.4	297.9	257.2	259.5	552.6	1178.4	263.7	260.6	231.5	252.5	69.5	67.5	70.1	67.6	230.20	30.29	6975.06
2006/11/17	05:26:00	1213.8	922.6	281.4	297.9	256.7	260.0	551.8	1145.9	263.7	260.5	231.3	252.4	70.1	67.5	70.6	68.3	230.20	30.29	6977.36
2006/11/17	05:27:00	1213.6	921.2	281.7	297.1	256.7	260.2	550.9	1200.5	263.4	260.4	231.4	252.4	69.6	67.9	70.6	67.7	230.30	30.29	6978.09
2006/11/17	05:28:00	1214.6	920.6	281.4	296.6	257.4	260.5	551.1	1161.9	263.7	260.4	231.2	252.4	69.8	67.9	70.4	67.9	230.20	30.29	6975.06
2006/11/17	05:29:00	1215.0	920.4	281.3	297.7	257.5	259.9	552.4	1153.1	263.5	260.3	231.2	252.4	69.9	67.7	70.2	67.9	230.20	30.30	6977.36
2006/11/17	05:30:00	1214.1	920.0	281.8	297.1	257.2	260.5	552.6	1233.7	264.0	260.3	230.8	252.3	69.5	68.0	70.2	68.4	230.20	30.29	6977.36
2006/11/17	05:31:00	1215.8	921.3	281.7	295.4	257.4	260.0	552.4	1281.7	263.4	260.5	231.1	252.4	69.3	67.8	69.8	67.6	230.20	30.30	6975.06
2006/11/17	05:32:00	1214.7	922.9	281.7	297.1	257.0	260.2	552.2	1181.8	263.2	260.5	231.1	252.4	69.3	68.0	69.9	67.6	230.20	30.29	6977.36
2006/11/17	05:33:00	1214.8	921.2	281.8	297.3	256.9	260.2	552.1	1162.5	263.7	260.8	231.4	252.4	69.5	67.3	69.9	67.8	230.20	30.29	6975.06
2006/11/17	05:34:00	1214.4	922.7	281.5	297.4	257.0	259.6	552.3	1195.7	263.7	260.7	231.4	252.5	69.3	67.7	70.4	67.7	230.20	30.29	6975.06
2006/11/17	05:35:00	1214.3	923.8	281.4	297.2	257.4	260.4	551.7	1145.4	263.8	260.9	231.4	252.5	69.3	67.7	70.3	67.7	230.20	30.29	6975.79
2006/11/17	05:36:00	1214.0	921.6	281.2	297.2	256.9	259.7	552.2	1126.7	263.4	260.6	231.4	252.5	69.8	67.3	70.0	67.5	230.20	30.29	6975.06
2006/11/17	05:37:00	1213.7	923.4	281.9	297.2	257.0	260.3	552.2	1320.5	263.7	260.8	231.3	252.5	69.3	67.2	69.9	67.8	230.20	30.29	6972.76
2006/11/17	05:38:00	1214.4	921.7	281.7	297.2	257.4	260.3	551.3	1085.5	263.4	260.9	231.3	252.5	69.6	67.8	69.9	67.6	230.20	30.30	6975.06
2006/11/17	05:39:00	1214.4	922.1	281.9	296.7	256.9	260.0	552.4	1072.0	263.4	260.2	231.4	252.5	69.7	67.3	70.1	67.8	230.20	30.30	6975.06
2006/11/17	05:40:00	1214.4	921.9	281.8	296.8	256.9	260.0	552.2	1127.7	263.4	260.2	231.2	252.5	69.7	67.3	70.1	67.6	230.20	30.29	6975.06
2006/11/17	05:41:00	1214.3	922.3	281.7	297.3	256.2	260.1	550.7	1017.8	264.0	260.7	231.2	252.5	69.7	67.3	70.0	67.8	230.10	30.28	6967.43
2006/11/17	05:42:00	1214.6	922.1	281.7	296.5	256.9	259.9	552.3	1100.6	263.4	260.4	231.3	252.4	69.6	67.3	69.9	67.5	230.20	30.29	6975.06
2006/11/17	05:43:00	1214.8	924.1	281.7	296.2	256.9	260.3	552.3	1308.5	263.8	260.7	231.4	252.4	70.0	67.6	70.2	68.2	230.20	30.29	6975.06
2006/11/17	05:44:00	1214.3	920.6	281.7	297.2	257.2	260.0	552.4	1233.1	263.5	260.7	231.4	252.4	69.9	69.3	70.2	67.9	230.20	30.29	6975.06
2006/11/17	05:45:00	1214.4	917.8	281.9	297.2	257.7	260.0	552.3	1156.0	264.0	260.4	231.4	252.4	69.7	67.8	70.2	67.9	230.20	30.30	6975.06
2006/11/17	05:46:00	1214.4	918.2	282.0	297.8	256.9	260.5	550.8	1117.1	263.7	260.2	231.1	252.4	69.9	67.2	70.1	67.5	230.20	30.29	6975.06
2006/11/17	05:47:00	1214.6	921.8	281.9	297.3	257.0	259.5	552.4	1155.5	263.7	260.6	231.4	252.5	69.3	67.3	69.9	67.8	230.20	30.30	6977.36
2006/11/17	05:48:00	1214.3	921.5	281.7	297.7	256.7	260.4	551.6	1165.5	264.0	260.5	231.4	252.5	69.9	67.3	70.4	68.1	227.50	29.84	6788.60
2006/11/17	05:49:00	1214.8	921.3	281.8	297.3	256.9	260.3	552.7	1045.9	263.4	260.4	231.3	252.5	69.8	67.5	69.9	67.8	230.20	30.30	6977.36
2006/11/17	05:50:00	1213.8	920.4	281.5	297.8	257.2	260.4	552.3	1025.9	263.7	260.8	231.4	252.5	70.1	67.6	69.9	68.0	230.20	30.30	6977.36
2006/11/17	05:51:00	1213.6	921.7	281.4	297.9	256.7	260.1	551.8	1103.7	263.5	260.6	231.4	252.5	69.7	67.6	69.9	67.6	230.20	30.29	6975.06
2006/11/17	05:52:00	1214.1	922.7	281.8	296.8	256.4	259.7	552.3	1177.0	263.4	260.4	231.4	252.5	69.3	67.3	69.8	67.5	230.20	30.29	6975.79
2006/11/17	05:53:00	1214.1	923.7	281.4	296.7	257.2	260.2	552.6	1160.4	263.7	260.4	231.5	252.5	69.6	67.3	69.7	67.8	230.20	30.30	6975.06
2006/11/17	05:54:00	1214.7	919.3	281.8	296.7	256.7	260.2	552.8	1091.9	263.7	260.4	231.4	252.5	69.3	67.3	69.9	67.9	230.20	30.30	6975.06
2006/11/17	05:55:00	1214.3	920.4	281.8	297.8	256.7	259.9	552.0	1091.9	263.9	260.2	231.5	252.5	69.6	67.3	69.9	68.1	230.20	30.30	6975.06
2006/11/17	05:56:00	1214.6	921.0	281.7	297.0	256.7	260.4	552.2	1306.0	263.5	260.1	231.4	252.5	69.7	67.3	69.8	67.3	230.20	30.30	6975.06
2006/11/17	05:57:00	1214.9	918.9	281.7	296.0	256.9	259.7	552.2	1081.2	263.4	260.6	231.4	252.5	69.7	69.0	69.7	67.1	230.20	30.30	6977.36
2006/11/17	05:58:00	1214.8	922.1	281.8	296.9	257.4	260.1	552.4	1015.8	263.7	260.8	231.3	252.4	69.8	67.9	70.0	67.8	230.20	30.30	6977.36
2006/11/17	05:59:00	1214.8	919.4	281.9	297.4	256.7	260.4	551.5	1020.2	263.7	260.5	231.3	252.5	69.5	67.7	69.8	67.6	230.20	30.29	6975.79
2006/11/17	06:00:00	1214.6	921.4	281.7	297.2	257.5	260.3	552.0	1020.2	263.7	260.4	231.3	252.5	69.5	68.4	69.8	67.7	230.20	30.30	6975.06
2006/11/17	06:01:00	1215.5	919.1	282.0	296.5	256.2	260.5	552.1	1052.4	264.2	260.7	231.3	252.5	69.9	68.1	70.8	68.8	230.20	30.30	6975.06
2006/11/17	06:02:00	1214.8	922.7	281.5	297.2	256.2	260.5	552.0	1053.3	263.2	260.5	231.4	252.5	69.8	67.6	69.9	67.3	230.30	30.29	6975.79
2006/11/17	06:03:00	1214.4	922.4	281.9	297.2	256.2	260.0	552.9	1185.1	263.4	260.5	231.4	252.5	69.3	68.2	69.8	67.5	230.20	30.30	6975.06
2006/11/17	06:04:00	1214.4	922.1	281.8	297.4	256.2	260.3	551.6	1093.2	263.4	260.6	231.6	252.5	69.5	67.6	69.9	67.8	230.30	30.30	6978.09
2006/11/17	06:05:00	1214.0	921.8	281.9	297.3	256.9	259.9	552.4	1163.2	263.2	260.8	231.7	252.5	69.7	67.7	69.7	67.8	230.20	30.30	6975.06
2006/11/17	06:06:00	1213.9	918.8	282.0	296.5	256.7	260.1	551.1	1047.3	264.0	260.5	231.5	252.5	69.6	67.5	69.8	68.0	230.20	30.29	6975.06
2006/11/17	06:07:00	1215.2	920.6	281.9	296.8	256.2	260.3	552.0	1062.7	263.7	260.7	231.5	252.5	69.8	67.2	70.1	67.9	230.20	30.30	6975.06
2006/11/17	06:08:00	1214.5	918.0	282.0	296.5	256.4	260.4	549.9	1071.5	263.8	260.6	231.6	252.6	69.6	67.6	70.1	67.8	230.20	30.30	6977.36
2006/11/17	06:09:00	1213.6	921.8	281.8	297.1	256.7	260.2	551.3	1154.7	263.8	260.5	231.6	252.6	69.3	67.5	69.9	67.7	230.30	30.30	6978.09
2006/11/17	06:10:00	1215.0	917.5	281.9	296.8	256.2	260.5	552.4	1156.5	263.9	260.4	231.4	252.5	69.1	67.6	69.8	67.8	230.20	30.30	6975.06
2006/11/17	06:11:00	1213.4	922.3	281.5	297.2	256.4	260.5	553.2	1042.9	263.7	261.1	231.6	252.5	69.3	67.3	70.0	67.8	230.10	30.28	6967.43
2006/11/17	06:12:00	1213.6	921.6	28																

Heat Rise Test 1st Run

3-548
for Model AOS-025, AOS-050, and AOS-100 Transport Packages, Rev. G, July 27, 2012 (Docket No. 71-9316)

Date	Time	TC1	TC2	TC3	TC4	TC5	TC6	TC7	TC8	TC9	TC10	TC11	TC12	TC13	TC14	TC15	TC16	VDC	Amps	Watts
2006/11/17	06:14:00	1214.3	922.1	282.1	296.4	256.9	260.5	552.1	1025.3	263.9	260.9	231.5	252.5	70.0	67.3	70.3	68.0	230.20	30.29	6975.06
2006/11/17	06:15:00	1213.9	922.1	282.0	297.5	257.4	261.1	552.8	1140.9	264.0	260.8	231.4	252.5	70.0	68.6	70.3	68.2	230.20	30.29	6975.79
2006/11/17	06:16:00	1214.1	921.3	281.9	297.2	257.0	260.9	551.8	1051.5	264.7	260.8	231.3	252.5	70.1	69.3	70.6	68.6	230.20	30.29	6975.79
2006/11/17	06:17:00	1214.3	921.7	282.0	297.1	257.2	260.6	552.6	1086.9	264.4	260.8	231.5	252.4	70.2	68.1	70.6	68.6	230.20	30.30	6975.06
2006/11/17	06:18:00	1213.7	924.5	281.9	297.0	256.7	260.4	551.6	1173.2	263.8	260.8	231.5	252.4	69.3	67.2	69.8	67.6	230.20	30.29	6975.06
2006/11/17	06:19:00	1213.9	922.1	281.8	296.1	257.0	260.4	551.3	1174.0	263.8	260.6	231.6	252.4	69.3	68.6	69.8	67.3	230.20	30.29	6972.76
2006/11/17	06:20:00	1213.2	919.1	282.1	296.5	257.4	260.9	553.4	1105.5	263.5	260.8	231.6	252.4	70.0	67.8	70.2	68.8	230.20	30.29	6975.06
2006/11/17	06:21:00	1215.0	922.6	282.0	297.8	257.2	260.9	553.5	1107.0	264.2	260.5	231.6	252.5	69.3	67.8	70.0	68.0	230.20	30.30	6975.06
2006/11/17	06:22:00	1214.2	920.6	282.2	296.4	256.9	260.8	552.9	1142.2	264.0	260.8	231.6	252.5	69.3	67.3	69.9	68.1	230.10	30.30	6974.33
2006/11/17	06:23:00	1214.6	920.5	282.1	297.1	256.9	260.4	553.7	1088.7	263.7	260.7	231.7	252.7	69.3	67.3	69.9	68.0	230.20	30.30	6975.06
2006/11/17	06:24:00	1215.4	922.3	282.3	297.4	256.7	260.9	552.9	1133.4	264.2	261.1	231.8	252.7	69.8	67.3	70.3	68.6	230.20	30.30	6975.06
2006/11/17	06:25:00	1214.2	922.3	282.1	297.8	256.7	261.3	553.5	1085.7	264.2	261.3	231.9	252.7	69.8	69.9	70.3	68.2	230.20	30.29	6975.06
2006/11/17	06:26:00	1213.9	922.6	282.1	297.5	257.7	261.4	552.7	1144.6	264.5	261.2	231.8	252.7	69.6	69.3	70.8	68.4	230.20	30.29	6975.06
2006/11/17	06:27:00	1214.0	919.9	282.2	297.3	257.7	261.6	551.4	1136.4	265.0	261.6	231.5	252.7	69.6	69.0	71.3	69.0	230.20	30.29	6975.06
2006/11/17	06:28:00	1213.8	920.1	282.1	297.7	257.0	260.9	552.9	1075.8	264.6	261.1	231.8	252.7	70.2	68.2	70.8	68.8	230.20	30.27	6971.18
2006/11/17	06:29:00	1215.1	921.5	282.3	297.5	256.9	261.2	552.8	1229.9	264.2	261.1	231.9	252.6	70.1	68.2	70.6	68.6	230.20	30.29	6972.76
2006/11/17	06:30:00	1214.9	921.3	282.1	297.7	256.9	260.6	551.2	1105.0	264.6	261.1	231.9	252.6	70.0	68.1	70.9	68.6	230.20	30.29	6975.06
2006/11/17	06:31:00	1214.4	921.1	282.0	298.0	257.4	260.9	553.7	1096.4	264.2	260.8	232.0	252.7	69.9	68.2	70.3	68.0	230.20	30.29	6975.06
2006/11/17	06:32:00	1214.4	922.4	282.3	297.6	257.7	261.2	553.1	1067.9	264.4	260.9	231.8	252.7	70.1	68.3	70.2	68.8	230.20	30.29	6975.06
2006/11/17	06:33:00	1214.5	923.3	282.2	296.5	256.4	260.8	554.3	1077.2	264.5	260.9	231.8	252.7	70.0	68.0	70.2	68.6	230.20	30.29	6975.79
2006/11/17	06:34:00	1213.3	920.9	282.1	298.1	257.0	261.4	552.9	1147.9	264.9	261.2	231.7	252.7	69.9	69.7	70.1	68.6	230.20	30.29	6972.76
2006/11/17	06:35:00	1214.5	922.4	282.0	297.3	257.9	261.3	553.4	1012.3	265.5	261.4	231.5	252.7	69.3	69.8	70.4	69.3	230.20	30.30	6977.36
2006/11/17	06:36:00	1214.9	920.7	282.1	296.9	256.4	261.2	551.6	1079.0	264.5	260.9	231.6	252.7	70.1	68.3	70.3	68.8	230.20	30.29	6975.79
2006/11/17	06:37:00	1214.1	919.0	282.2	297.8	256.4	261.1	552.9	1193.9	263.9	260.8	231.9	252.7	70.3	68.6	70.3	68.0	230.20	30.28	6973.48
2006/11/17	06:38:00	1214.3	920.6	282.1	297.4	257.2	261.6	550.8	1154.8	264.7	260.9	231.8	252.7	69.7	68.0	70.4	68.1	230.20	30.30	6975.06
2006/11/17	06:39:00	1214.5	921.1	282.1	297.4	257.7	261.3	552.4	1017.8	265.0	261.1	231.8	252.7	69.9	69.0	70.6	68.8	230.20	30.29	6975.06
2006/11/17	06:40:00	1213.8	921.3	282.3	297.3	257.4	261.4	552.2	1186.4	264.3	261.2	231.9	252.7	70.0	67.7	70.8	68.8	230.30	30.30	6978.09
2006/11/17	06:41:00	1214.5	923.2	282.4	296.9	256.9	260.9	553.1	1083.7	264.4	260.9	231.9	252.7	69.8	67.8	70.2	68.0	230.20	30.29	6975.79
2006/11/17	06:42:00	1214.4	922.4	282.4	297.5	256.9	260.5	551.7	1181.1	264.4	261.3	231.9	252.7	69.3	67.6	70.2	68.3	230.20	30.30	6975.06
2006/11/17	06:43:00	1214.4	921.8	282.1	296.6	256.9	261.6	552.7	1190.3	264.4	261.1	232.0	252.7	69.3	67.6	70.0	68.4	230.20	30.30	6975.06
2006/11/17	06:44:00	1214.6	922.4	282.0	297.2	256.2	261.1	552.2	1056.3	264.2	261.2	232.0	252.7	69.9	68.2	69.7	68.2	230.20	30.29	6975.06
2006/11/17	06:45:00	1213.5	921.9	282.0	298.5	257.2	261.4	552.7	1101.8	264.6	260.9	231.7	252.7	69.6	68.8	70.1	68.2	230.20	30.29	6975.06
2006/11/17	06:46:00	1213.2	919.1	282.0	297.5	256.4	260.8	552.0	1101.8	264.2	261.4	231.7	252.6	70.6	68.1	70.6	69.3	230.20	30.29	6975.06
2006/11/17	06:47:00	1214.4	921.7	282.2	297.7	256.5	260.7	552.7	1085.4	263.5	260.8	231.9	252.6	69.7	67.9	70.3	67.7	230.20	30.29	6975.06
2006/11/17	06:48:00	1213.4	918.2	282.3	297.2	256.5	260.2	553.2	1099.5	263.5	260.7	231.9	252.6	69.5	67.8	70.3	67.5	230.10	30.27	6965.13
2006/11/17	06:49:00	1214.1	921.0	282.0	296.9	257.2	260.8	552.7	1085.1	264.0	260.9	231.8	252.7	69.7	68.8	70.1	67.8	230.20	30.29	6975.06
2006/11/17	06:50:00	1214.1	922.4	282.2	298.0	256.7	260.2	553.4	1102.5	263.7	260.9	231.8	252.6	69.9	67.8	70.2	68.2	229.50	30.23	6937.79
2006/11/17	06:51:00	1213.6	920.4	282.3	297.5	256.9	260.6	552.9	1133.5	263.9	260.5	231.7	252.7	69.9	67.3	70.1	67.8	230.20	30.30	6975.06
2006/11/17	06:52:00	1214.5	920.8	282.1	296.6	256.9	260.8	552.4	1051.1	263.9	260.7	231.8	252.7	69.6	68.2	69.9	68.3	230.20	30.30	6977.36
2006/11/17	06:53:00	1215.5	919.7	282.1	296.7	256.9	260.7	552.8	1206.1	263.9	260.7	232.0	252.6	69.9	68.3	70.1	67.8	230.20	30.30	6975.06
2006/11/17	06:54:00	1215.6	915.8	282.2	296.6	256.9	260.7	552.3	1237.1	264.2	260.6	231.8	252.6	69.6	67.3	69.9	67.9	230.20	30.29	6975.79
2006/11/17	06:55:00	1214.4	921.1	282.3	296.9	256.7	261.3	550.2	1027.6	264.4	260.7	232.0	252.7	69.9	68.1	70.3	68.3	230.30	30.29	6975.79
2006/11/17	06:56:00	1214.5	921.0	282.3	297.3	257.0	260.9	553.2	1082.3	264.2	260.6	231.8	252.6	69.7	68.1	70.3	68.2	230.20	30.28	6970.46
2006/11/17	06:57:00	1214.4	919.0	282.4	297.0	256.4	260.9	552.3	1114.5	263.8	260.5	231.9	252.8	69.3	67.3	69.7	67.9	230.20	30.28	6970.46
2006/11/17	06:58:00	1214.6	920.8	282.3	298.4	257.4	260.5	554.0	1080.1	263.5	260.9	232.0	252.7	69.5	67.6	70.0	67.5	230.20	30.29	6975.06
2006/11/17	06:59:00	1215.1	919.3	282.5	297.3	257.7	261.3	553.7	1229.9	264.4	260.8	231.8	252.7	69.8	67.8	70.1	68.4	230.20	30.29	6975.06
2006/11/17	07:00:00	1214.4	922.1	282.4	297.3	257.5	261.3	551.5	1179.1	264.2	260.7	231.8	252.7	69.6	67.3	70.1	68.4	230.20	30.30	6975.06
2006/11/17	07:01:00	1214.2	921.6	282.3	297.1	256.2	261.1	554.4	1090.5	264.0	260.6	231.9	252.7	69.5	67.3	69.8	67.7	228.90	30.16	6903.62
2006/11/17	07:02:00	1214.3	920.4	282.3	297.2	256.7	261.3	552.7	1121.1	263.9	260.5	231.7	252.6	69.7	67.6	69.8	68.0	229.30	30.20	6924.86
2006/11/17	07:03:00	1213.8	922.6	282.2	296.8	257.4	260.9	552.4	1081.3	263.9	260.7	231.9	252.7	69.9	67.5	70.1	67.6	230.20	30.28	6973.48
2006/11/17	07:04:00	1212.6	923.2	282.4	296.9	257.2	260.9	552.1	997.7	263.7	260.7	231.7	252.7	69.6	67.7	69.8	67.3	230.20	30.29	6975.79
2006/11/17	07:05:00	1212.9	923.1	282.3	297.2	257.2	261.4	552.4	996.8	264.4	260.8	231.8	252.6	69.9	68.8	70.8	68.3	230.20	30.29	6975.06
2006/11/17	07:06:00	1212.6	922.1	282.4	297.1	257.4	261.6	552.8	932.7	263.5	260.7	231.7	252.7	69.5	68.1	70.6	68.4	229.20	30.16	6912.67
2006/11/17	07:07:00	1212.9	921.6	282.4	296.7	257.8	261.3	552.7	991.4	264.0	260.8	231.7	252.7	69.3	68.3	70.2	68.4			

Heat Rise Test 1st Run

Date	Time	TC1	TC2	TC3	TC4	TC5	TC6	TC7	TC8	TC9	TC10	TC11	TC12	TC13	TC14	TC15	TC16	VDC	Amps	Watts
2006/11/17	07:10:00	1212.9	921.8	282.2	298.1	257.2	261.3	552.6	972.5	263.8	260.8	231.6	252.6	69.8	67.3	69.8	68.6	230.20	30.26	6968.88
2006/11/17	07:11:00	1212.9	922.4	282.1	297.5	256.9	261.1	551.8	1024.5	263.7	260.4	231.7	252.6	69.5	67.1	69.7	67.7	230.20	30.29	6975.06
2006/11/17	07:12:00	1212.9	919.9	282.2	297.4	257.2	261.2	551.8	974.6	263.8	260.3	231.7	252.6	69.3	68.1	69.9	67.5	230.10	30.24	6967.30
2006/11/17	07:13:00	1214.0	920.6	282.3	297.5	257.0	260.9	553.5	986.6	263.7	260.8	231.8	252.6	69.6	68.1	70.1	68.2	230.20	30.28	6970.46
2006/11/17	07:14:00	1213.2	923.5	282.2	296.9	257.4	261.2	553.1	1085.0	263.5	260.6	231.9	252.7	69.5	67.7	69.9	67.7	230.20	30.28	6972.76
2006/11/17	07:15:00	1213.6	922.6	282.2	297.2	257.2	261.3	553.7	1126.0	263.4	260.7	232.1	252.7	69.5	67.9	69.7	67.5	230.20	30.29	6972.76
2006/11/17	07:16:00	1212.9	922.1	282.4	296.9	256.9	261.3	552.9	1057.5	264.3	261.2	231.9	252.7	69.3	67.8	69.8	67.9	230.20	30.25	6966.58
2006/11/17	07:17:00	1213.1	921.8	282.5	298.5	257.2	261.4	552.0	1136.9	264.2	261.2	231.9	252.7	69.7	68.3	70.2	67.5	229.10	30.21	6921.11
2006/11/17	07:18:00	1213.6	918.7	282.5	298.2	257.4	261.1	552.2	1155.7	264.4	260.9	231.8	252.7	69.8	68.1	70.0	67.3	229.10	30.19	6916.53
2006/11/17	07:19:00	1213.6	918.6	282.6	297.1	257.4	261.3	553.4	1122.9	264.2	260.9	231.9	252.7	69.7	68.2	70.0	67.8	230.10	30.29	6969.73
2006/11/17	07:20:00	1212.9	920.2	282.5	298.0	257.2	261.2	554.2	1130.2	264.9	261.2	231.8	252.7	69.9	68.8	70.4	68.6	230.20	30.29	6975.06
2006/11/17	07:21:00	1213.1	919.4	282.4	297.0	257.2	261.4	552.9	1133.2	264.3	261.1	231.7	252.7	68.8	68.6	69.5	68.2	230.20	30.29	6975.06
2006/11/17	07:22:00	1212.8	921.6	282.3	297.6	257.7	261.4	553.2	1230.8	263.9	260.9	231.9	252.6	69.3	67.9	69.1	67.9	230.10	30.24	6964.27
2006/11/17	07:23:00	1212.6	920.6	282.4	297.4	257.4	261.3	552.1	1224.2	264.5	260.9	231.8	252.7	69.1	68.0	69.1	68.1	230.00	30.27	6965.13
2006/11/17	07:24:00	1214.4	920.0	282.4	297.8	257.2	261.6	553.2	1199.8	263.7	260.9	231.9	252.7	69.3	67.8	70.0	67.9	230.10	30.29	6969.73
2006/11/17	07:25:00	1214.4	920.1	282.4	297.4	256.9	261.4	554.2	1116.1	264.2	260.9	231.9	252.7	69.6	68.2	69.9	68.4	229.40	30.17	6921.00
2006/11/17	07:26:00	1214.6	920.1	282.4	296.1	257.4	261.2	552.4	1127.9	263.9	260.9	231.8	252.6	69.3	67.3	69.6	68.0	230.10	30.28	6967.43
2006/11/17	07:27:00	1215.2	920.2	282.5	297.7	257.9	261.2	550.7	1102.1	264.0	260.7	231.9	252.6	69.3	67.5	70.2	67.8	230.10	30.29	6969.73
2006/11/17	07:28:00	1213.8	921.0	282.5	296.7	257.8	261.4	551.6	1126.2	264.4	260.9	231.8	252.7	69.3	68.3	70.4	68.4	230.20	30.29	6975.06
2006/11/17	07:29:00	1213.4	920.8	282.6	298.2	258.2	261.1	553.2	1118.4	264.4	260.9	232.0	252.8	69.6	68.8	70.2	68.1	230.00	30.26	6959.80
2006/11/17	07:30:00	1214.0	921.8	282.5	298.4	257.7	260.9	552.9	1001.2	263.9	260.7	232.0	252.7	69.3	66.8	69.7	67.5	230.20	30.29	6972.76
2006/11/17	07:31:00	1213.5	921.3	282.4	297.1	257.0	260.9	551.5	1143.6	264.2	260.6	231.7	252.6	68.6	66.2	69.3	67.2	229.60	30.25	6945.40
2006/11/17	07:32:00	1212.9	919.3	282.2	297.4	256.7	260.8	552.9	1044.3	263.9	260.2	231.8	252.7	68.2	65.7	69.0	66.0	230.20	30.29	6972.76
2006/11/17	07:33:00	1214.1	920.4	281.4	297.3	256.1	260.8	551.3	1151.9	263.4	260.4	231.8	252.7	68.6	67.0	69.1	66.0	230.00	30.28	6964.40
2006/11/17	07:34:00	1213.5	919.9	282.1	297.3	256.7	261.1	551.9	1113.8	263.4	260.4	231.6	252.7	68.8	66.8	68.8	66.4	230.20	30.29	6972.76
2006/11/17	07:35:00	1214.6	917.9	282.0	296.9	257.2	261.6	552.7	1051.4	264.4	260.9	231.7	252.7	68.8	68.4	68.6	67.7	230.10	30.29	6969.73
2006/11/17	07:36:00	1213.3	918.7	282.3	297.6	257.5	261.7	552.4	1067.3	264.8	261.1	231.7	252.7	68.8	68.4	69.1	68.4	230.20	30.29	6972.76
2006/11/17	07:37:00	1213.5	917.7	282.5	297.9	256.2	261.4	553.5	1074.0	264.0	260.7	231.8	252.9	69.0	67.3	69.3	67.2	230.20	30.29	6972.76
2006/11/17	07:38:00	1213.6	917.9	282.3	297.8	256.7	261.6	552.4	1144.6	264.7	261.1	231.8	252.8	68.8	67.7	69.3	67.6	229.50	30.22	6935.49
2006/11/17	07:39:00	1213.1	918.7	282.4	297.9	256.1	261.4	552.3	956.6	264.3	260.5	231.9	252.8	68.4	68.2	68.8	67.7	230.20	30.29	6975.06
2006/11/17	07:40:00	1212.5	917.5	282.3	296.9	257.2	261.3	551.3	956.6	263.8	260.5	231.7	252.8	68.8	67.0	68.6	67.6	230.20	30.29	6972.76
2006/11/17	07:41:00	1214.1	918.5	282.3	297.0	256.4	260.9	551.7	1103.6	264.2	260.6	231.9	252.7	68.6	67.3	68.4	66.8	230.00	30.22	6950.60
2006/11/17	07:42:00	1214.4	919.6	282.2	298.0	256.9	261.3	552.0	1075.2	264.6	260.9	231.8	252.7	68.0	68.3	68.3	67.3	229.60	30.19	6933.92
2006/11/17	07:43:00	1212.6	920.9	282.2	298.3	256.7	260.9	553.1	1099.7	263.8	260.8	231.9	252.7	68.3	67.3	68.3	67.5	229.40	30.19	6925.59
2006/11/17	07:44:00	1213.6	920.4	282.2	297.9	257.2	260.9	552.6	1152.0	264.2	260.6	231.8	252.6	68.3	67.0	69.0	66.6	230.20	30.29	6972.76
2006/11/17	07:45:00	1214.1	920.4	282.1	297.5	257.4	261.2	550.8	983.0	264.9	260.9	231.8	252.6	67.9	68.3	69.5	68.1	230.20	30.29	6972.76
2006/11/17	07:46:00	1213.6	922.4	282.4	297.4	256.7	261.3	552.8	1144.0	264.8	260.7	231.9	252.6	69.1	68.4	69.1	68.0	229.80	30.23	6949.88
2006/11/17	07:47:00	1213.5	919.7	282.4	296.2	257.2	261.3	553.2	1129.3	263.8	260.9	231.9	252.7	69.0	68.0	68.6	67.8	230.20	30.28	6970.46
2006/11/17	07:48:00	1214.8	916.9	282.3	296.9	257.2	261.2	553.2	1135.7	263.8	260.6	231.7	252.6	68.2	66.6	68.6	67.8	230.00	30.26	6959.80
2006/11/17	07:49:00	1213.5	919.4	282.2	297.6	256.7	260.9	552.8	1099.5	264.0	260.9	232.0	252.7	68.3	65.7	68.3	67.3	230.10	30.29	6972.03
2006/11/17	07:50:00	1212.8	918.7	282.2	297.3	256.4	261.1	553.2	1133.2	264.2	260.9	231.8	252.5	68.8	66.8	69.1	67.2	230.10	30.29	6972.03
2006/11/17	07:51:00	1213.6	918.5	282.2	297.7	256.7	260.5	552.1	1144.3	264.4	261.2	231.8	252.6	68.6	65.9	69.1	67.6	230.20	30.28	6972.76
2006/11/17	07:52:00	1212.6	919.6	282.3	297.4	257.2	261.2	552.6	1079.2	264.2	260.8	231.8	252.6	68.4	65.6	69.0	67.3	229.80	30.22	6958.34
2006/11/17	07:53:00	1212.9	920.5	282.2	297.5	256.9	260.7	553.7	1112.8	263.4	260.7	232.0	252.6	68.4	66.1	68.8	65.9	229.90	30.26	6956.77
2006/11/17	07:54:00	1213.4	916.7	282.2	297.5	256.4	260.6	553.1	1213.2	263.5	260.7	231.5	252.5	68.6	66.6	68.3	65.7	229.90	30.26	6956.77
2006/11/17	07:55:00	1214.5	916.4	282.5	297.4	257.8	261.3	552.7	1154.7	264.6	260.9	231.7	252.4	68.6	67.9	69.1	66.8	230.10	30.28	6967.43
2006/11/17	07:56:00	1214.5	918.5	282.7	298.3	258.4	261.4	553.7	1195.2	264.3	260.4	232.0	252.5	68.6	67.9	69.1	66.4	230.10	30.29	6969.73
2006/11/17	07:57:00	1213.7	917.2	282.5	297.7	258.2	261.3	552.0	994.3	264.7	261.1	231.9	252.6	68.4	67.8	69.6	67.0	230.20	30.28	6972.76
2006/11/17	07:58:00	1213.1	918.0	282.4	298.3	257.5	261.4	552.2	1119.8	264.3	260.8	231.8	252.6	68.4	66.8	68.6	67.0	230.10	30.29	6969.73
2006/11/17	07:59:00	1213.4	918.0	282.4	297.7	256.9	261.4	553.2	1106.1	264.2	260.9	231.8	252.5	68.4	66.0	68.6	66.8	230.00	30.27	6962.10
2006/11/17	08:00:00	1213.3	922.1	282.3	297.8	256.7	260.1	552.4	1146.8	263.7	260.9	231.9	252.6	68.2	66.3	68.8	66.0	230.10	30.29	6969.73
2006/11/17	08:01:00	1212.9	921.1	282.3	297.2	256.7	260.8	552.7	1130.2	264.0	260.6	231.9	252.6	68.1	65.1	68.6	66.6	229.90	30.26	6956.77
2006/11/17	08:02:00	1212.3	921.8	282.5	297.8	257.0	260.9	551.4	1147.4	263.4	260.9	231.8	252.5	68.2	65.1	68.8	65.5	229.80	30.25	6951.45
2006/11/17	08:03:00	1211.7	918.3	282.5	297.1	256.4	260.8	552.0	983.5	263.8	260.5	231.7	252.6	67.7	65.7	68.2	65.5	230.10	30.27	6965.13
2006/11/17	08:04:00	1213.2	919.7	282.5																

Heat Rise Test

1st Run

Date	Time	TC1	TC2	TC3	TC4	TC5	TC6	TC7	TC8	TC9	TC10	TC11	TC12	TC13	TC14	TC15	TC16	VDC	Amps	Watts
2006/11/17	08:06:00	1212.4	919.9	282.5	297.5	258.3	260.9	551.9	1089.4	263.8	260.9	231.8	252.6	68.0	67.3	68.8	65.9	230.20	30.29	6972.76
2006/11/17	08:07:00	1213.8	917.9	282.6	297.5	258.0	261.4	552.6	1155.4	264.6	261.2	231.9	252.5	68.0	66.8	68.4	65.8	229.90	30.26	6959.07
2006/11/17	08:08:00	1214.1	920.7	282.6	297.7	257.0	261.3	550.8	1120.9	264.8	261.1	231.8	252.6	68.1	66.6	68.8	67.2	230.20	30.27	6968.15
2006/11/17	08:09:00	1213.9	920.4	282.6	297.6	256.7	260.9	552.9	1116.9	263.8	260.9	232.2	252.8	68.0	65.9	68.3	66.3	229.90	30.25	6954.47
2006/11/17	08:10:00	1213.7	918.1	282.8	299.1	257.9	261.2	555.4	1292.6	264.8	261.3	232.5	253.0	69.6	68.4	69.3	67.1	230.30	30.30	6978.09
2006/11/17	08:11:00	1213.8	918.1	282.7	297.0	256.7	261.3	552.4	1184.9	264.0	260.9	232.0	252.9	69.1	67.7	69.1	66.8	230.10	30.27	6965.13
2006/11/17	08:12:00	1213.3	922.6	282.6	297.6	256.5	261.2	551.5	1071.3	264.0	261.1	232.0	252.9	67.8	67.9	68.4	66.8	230.10	30.27	6968.15
2006/11/17	08:13:00	1213.6	919.0	282.4	297.4	257.2	261.3	550.9	1046.3	264.5	261.2	232.1	252.9	67.9	66.3	67.9	67.8	230.00	30.26	6959.80
2006/11/17	08:14:00	1212.6	920.8	282.6	297.7	256.2	261.4	552.8	1049.4	264.5	261.2	232.2	253.0	68.0	66.6	69.3	67.3	230.20	30.29	6972.76
2006/11/17	08:15:00	1212.6	919.3	282.5	297.0	257.2	261.3	551.5	1020.5	264.8	261.4	232.1	253.0	68.0	67.0	68.6	67.7	229.90	30.27	6959.07
2006/11/17	08:16:00	1212.8	919.9	282.6	298.1	256.9	261.3	553.1	1042.9	264.0	261.4	232.3	253.1	68.6	66.6	68.8	67.3	230.20	30.29	6972.76
2006/11/17	08:17:00	1211.9	919.7	282.8	298.1	255.9	260.9	552.4	1046.2	265.4	261.4	232.1	253.1	68.4	68.0	69.9	67.5	230.20	30.28	6972.76
2006/11/17	08:18:00	1213.7	918.4	282.8	297.1	256.2	261.6	551.4	1074.4	264.7	261.7	232.2	253.1	68.6	66.6	68.6	67.7	230.20	30.27	6968.15
2006/11/17	08:19:00	1212.6	918.8	282.8	297.8	256.7	261.6	552.6	1061.9	264.4	261.4	232.4	253.1	69.0	65.9	69.0	67.2	229.00	30.13	6899.77
2006/11/17	08:20:00	1213.1	920.4	282.6	298.1	256.7	261.7	552.4	1107.8	265.2	261.7	232.3	253.1	68.1	66.6	69.1	67.6	230.00	30.27	6962.10
2006/11/17	08:21:00	1211.8	919.3	282.6	298.5	257.7	261.3	552.9	1039.7	264.5	261.4	232.2	253.1	67.7	67.0	68.8	67.5	230.20	30.29	6972.76
2006/11/17	08:22:00	1213.3	921.3	282.7	297.7	257.2	260.6	552.9	1073.4	265.3	261.8	232.2	253.1	66.8	68.2	68.6	67.7	229.70	30.25	6948.43
2006/11/17	08:23:00	1213.4	920.5	282.7	298.3	257.2	261.6	553.4	1058.1	264.8	262.2	232.1	253.1	67.5	68.3	69.1	68.1	230.10	30.27	6965.13
2006/11/17	08:24:00	1213.6	922.1	282.7	298.1	257.4	261.2	553.5	1022.5	264.6	262.2	232.0	253.1	66.6	67.9	68.3	68.3	230.10	30.28	6967.43
2006/11/17	08:25:00	1213.1	922.1	282.5	298.1	257.0	261.3	552.3	995.5	264.5	262.1	232.1	253.0	68.0	67.8	69.1	67.9	230.20	30.27	6971.18
2006/11/17	08:26:00	1212.3	919.9	282.5	298.3	256.1	261.4	551.9	1003.3	264.7	261.7	232.1	252.9	67.6	67.0	68.3	67.7	228.90	30.17	6905.91
2006/11/17	08:27:00	1213.6	919.6	282.3	297.1	256.9	260.9	552.4	978.6	263.9	261.6	232.1	252.9	67.6	66.4	67.7	66.1	229.80	30.22	6944.56
2006/11/17	08:28:00	1212.5	922.9	282.5	297.4	256.5	261.6	552.3	904.4	264.8	261.4	232.0	252.9	67.3	66.8	68.1	66.2	230.20	30.27	6972.76
2006/11/17	08:29:00	1212.9	919.3	282.5	296.8	256.7	261.2	553.2	967.8	264.3	261.4	231.7	252.9	66.8	67.2	68.3	67.1	230.10	30.29	6969.73
2006/11/17	08:30:00	1214.2	920.1	282.4	298.0	256.2	261.1	552.1	940.0	263.7	261.4	231.7	252.9	67.5	67.9	68.3	67.3	230.10	30.28	6967.43
2006/11/17	08:31:00	1214.1	919.6	282.6	297.0	256.2	261.1	552.4	881.1	265.3	262.2	232.1	252.9	68.1	67.8	67.8	68.1	230.20	30.27	6968.15
2006/11/17	08:32:00	1213.5	919.1	282.4	297.1	256.4	260.9	553.7	958.4	264.8	261.6	232.1	252.9	68.2	66.6	68.8	67.0	230.10	30.22	6956.64
2006/11/17	08:33:00	1213.4	920.2	282.6	296.6	255.9	261.1	553.1	804.1	263.9	261.6	232.2	252.9	68.8	66.3	68.6	67.2	230.10	30.26	6965.85
2006/11/17	08:34:00	1214.3	920.4	282.7	297.4	257.0	261.3	552.8	849.4	264.5	261.4	232.4	253.0	68.6	67.2	69.8	67.8	230.10	30.26	6968.88
2006/11/17	08:35:00	1213.5	919.7	282.7	297.2	256.5	261.1	553.5	767.4	264.4	261.6	232.3	253.1	68.8	67.1	69.1	67.3	230.10	30.27	6967.43
2006/11/17	08:36:00	1213.6	919.4	282.9	296.9	257.5	261.3	554.2	815.3	265.2	261.4	232.5	253.1	68.6	67.8	69.7	68.1	230.20	30.26	6970.46
2006/11/17	08:37:00	1213.0	922.9	282.7	298.3	257.2	261.6	553.5	769.2	264.2	261.4	232.6	253.2	69.1	67.2	69.8	67.9	229.50	30.21	6933.20
2006/11/17	08:38:00	1212.1	921.0	282.8	298.6	257.4	261.7	553.7	814.0	264.8	261.4	232.5	253.3	68.8	67.3	69.8	67.2	230.10	30.28	6967.43
2006/11/17	08:39:00	1212.5	921.8	282.9	298.2	257.5	261.6	552.4	824.3	265.1	261.8	232.7	253.3	68.8	67.2	69.6	67.3	230.20	30.29	6972.76
2006/11/17	08:40:00	1212.9	919.0	282.9	297.9	257.0	261.7	552.0	985.8	264.7	261.4	232.8	253.3	68.6	67.0	69.1	67.3	230.10	30.26	6968.88
2006/11/17	08:41:00	1214.1	919.6	282.8	297.5	257.0	261.4	553.2	975.1	264.9	261.7	232.6	253.3	68.8	67.3	68.8	67.3	229.20	30.21	6924.13
2006/11/17	08:42:00	1213.6	919.6	282.9	297.0	257.4	261.9	552.8	971.9	264.8	261.9	232.6	253.3	68.6	67.2	69.5	67.1	229.90	30.28	6963.67
2006/11/17	08:43:00	1214.1	919.7	283.0	297.6	258.0	261.7	553.9	942.3	264.9	261.4	232.6	253.3	68.8	67.6	69.6	67.7	230.00	30.17	6948.15
2006/11/17	08:44:00	1212.6	921.1	282.9	297.5	258.4	261.9	552.3	895.6	264.8	261.7	232.6	253.3	69.0	68.1	69.3	67.3	229.40	30.20	6927.88
2006/11/17	08:45:00	1212.4	918.7	282.9	297.1	257.2	261.7	553.2	894.0	265.0	261.9	232.6	253.3	68.8	67.3	68.8	67.3	229.90	30.26	6956.77
2006/11/17	08:46:00	1211.9	923.3	282.8	297.9	257.8	261.6	553.5	858.2	265.1	262.2	232.6	253.3	68.6	67.3	69.3	68.0	230.10	30.26	6962.83
2006/11/17	08:47:00	1211.9	918.7	282.9	298.1	257.4	261.8	553.9	912.7	265.1	261.7	232.6	253.3	69.0	67.5	69.6	67.7	230.00	30.27	6967.43
2006/11/17	08:48:00	1212.9	919.9	283.0	298.1	257.4	261.9	553.4	814.3	264.8	261.8	232.8	253.2	68.8	67.3	68.8	67.3	230.10	30.26	6965.85
2006/11/17	08:49:00	1212.8	922.1	283.0	298.2	257.4	261.7	551.5	940.5	265.2	261.6	232.7	253.3	68.2	67.3	69.5	67.3	229.80	30.21	6948.30
2006/11/17	08:50:00	1212.2	921.5	283.1	297.6	257.7	261.9	552.4	959.0	265.0	261.9	232.7	253.3	68.6	67.8	69.1	68.0	230.10	30.25	6969.60
2006/11/17	08:51:00	1212.6	919.1	283.1	298.4	257.7	261.7	553.1	963.3	264.7	261.8	232.3	253.3	68.8	67.3	69.3	68.3	230.10	30.28	6970.46
2006/11/17	08:52:00	1211.7	919.9	283.1	298.0	257.5	261.9	552.1	950.1	264.4	261.6	232.8	253.3	68.8	67.3	69.7	67.3	230.20	30.28	6970.46
2006/11/17	08:53:00	1211.9	921.9	283.1	298.0	257.4	262.1	552.2	907.9	265.1	261.8	232.6	253.3	68.8	67.3	69.1	67.5	230.10	30.23	6955.92
2006/11/17	08:54:00	1212.0	920.6	283.0	298.0	256.5	261.7	552.9	889.7	264.2	261.4	232.6	253.2	68.0	67.3	69.0	67.8	229.80	30.24	6949.15
2006/11/17	08:55:00	1213.6	919.7	283.0	297.7	257.0	262.2	552.0	818.2	264.9	261.6	232.7	253.2	68.2	67.1	69.3	67.3	230.00	30.28	6966.70
2006/11/17	08:56:00	1214.1	919.0	282.9	296.5	257.4	261.9	552.4	928.1	264.4	261.4	232.5	253.1	68.1	67.3	70.1	67.3	229.90	30.22	6955.92
2006/11/17	08:57:00	1214.3	919.9	283.0	296.9	257.2	261.9	551.0	828.4	264.7	261.6	232.6	253.2	69.0	67.5	69.7	67.2	229.70	30.25	6948.43
2006/11/17	08:58:00	1214.0	917.6	282.7	296.9	256.9	261.7	553.2	766.9	264.6	261.3	232.5	253.2	68.1	67.5	68.3	66.6	229.90	30.27	6959.07
2006/11/17	08:59:00	1213.6	921.8	282.9	297.7	257.2	261.8	552.1	694.7	264.7	261.3	232.6	253.2	67.9	67.1	68.3	66.6	230.20	30.26	6968.88
2006/11/17	09:00:00	1214.0	919.1	283.0	297.6	257.4														

Heat Rise Test

1st Run

Date	Time	TC1	TC2	TC3	TC4	TC5	TC6	TC7	TC8	TC9	TC10	TC11	TC12	TC13	TC14	TC15	TC16	VDC	Amps	Watts
2006/11/17	09:02:00	1213.8	918.2	283.0	297.7	257.7	261.8	551.2	793.0	264.8	261.4	232.6	253.3	68.6	67.5	68.6	67.0	230.00	30.27	6962.10
2006/11/17	09:03:00	1213.1	918.2	282.8	297.6	257.0	261.9	552.3	844.8	264.4	261.6	232.5	253.2	68.8	67.2	69.9	67.3	230.10	30.29	6969.73
2006/11/17	09:04:00	1212.8	920.4	283.1	297.9	257.5	262.2	551.0	800.4	264.4	261.4	232.5	253.2	68.1	66.6	69.1	66.8	229.80	30.25	6951.45
2006/11/17	09:05:00	1213.5	921.5	283.0	297.1	257.4	261.9	552.6	821.2	264.9	261.4	232.3	253.2	68.2	66.8	68.3	66.6	230.10	30.28	6969.73
2006/11/17	09:06:00	1213.6	919.3	282.9	297.5	256.5	261.8	551.5	859.7	264.6	261.3	232.3	253.2	67.3	66.1	68.6	66.6	230.20	30.29	6972.76
2006/11/17	09:07:00	1213.3	920.1	283.0	297.5	257.4	261.7	552.2	807.0	264.6	261.7	232.5	253.3	67.5	66.8	68.2	66.3	230.20	30.29	6972.76
2006/11/17	09:08:00	1213.5	921.1	282.9	296.9	257.4	262.2	551.6	844.5	264.7	261.7	232.5	253.2	68.0	66.4	68.3	66.4	230.00	30.27	6962.10
2006/11/17	09:09:00	1213.7	921.6	283.1	296.9	257.7	262.4	552.3	848.5	265.2	261.8	232.6	253.2	68.2	67.3	69.5	67.5	230.00	30.23	6955.92
2006/11/17	09:10:00	1213.3	921.7	282.7	298.0	257.0	262.2	552.1	901.1	264.7	261.8	232.6	253.4	68.8	67.1	69.3	67.3	229.70	30.21	6939.24
2006/11/17	09:11:00	1212.9	920.6	283.1	297.6	256.7	262.2	550.5	848.6	264.8	261.7	232.6	253.3	67.8	66.8	68.2	67.2	230.00	30.27	6966.70
2006/11/17	09:12:00	1212.4	921.0	283.0	297.4	257.2	262.2	551.4	752.8	265.0	262.1	232.7	253.4	68.0	66.8	68.2	67.0	229.40	30.20	6930.17
2006/11/17	09:13:00	1212.5	917.9	283.3	297.9	256.7	261.8	553.4	782.2	265.1	261.7	232.6	253.4	68.6	67.3	68.8	66.6	230.10	30.27	6965.13
2006/11/17	09:14:00	1213.4	919.3	283.1	296.8	256.9	262.2	552.7	1066.7	265.2	261.9	232.6	253.4	68.3	68.0	68.6	67.0	230.00	30.27	6962.10
2006/11/17	09:15:00	1213.3	919.9	283.3	297.4	257.4	262.2	551.6	809.5	264.6	261.4	232.4	253.4	68.3	67.3	69.0	67.1	230.20	30.29	6972.76
2006/11/17	09:16:00	1211.9	919.9	283.2	298.5	256.7	262.2	551.7	999.2	265.3	261.9	232.6	253.4	68.2	67.7	69.1	67.5	229.80	30.22	6946.85
2006/11/17	09:17:00	1212.9	920.4	283.2	297.4	256.2	262.1	552.0	902.7	265.2	261.9	232.5	253.4	67.7	68.1	69.8	68.1	230.20	30.27	6968.15
2006/11/17	09:18:00	1213.9	919.6	283.3	296.7	257.8	262.2	552.6	986.1	265.7	261.9	232.6	253.5	68.3	67.6	69.0	67.3	230.10	30.25	6963.55
2006/11/17	09:19:00	1212.6	920.8	283.4	297.9	256.4	262.2	552.6	928.6	265.3	262.2	232.6	253.5	67.0	67.6	69.8	66.8	230.20	30.29	6972.76
2006/11/17	09:20:00	1213.4	919.1	283.3	297.0	256.2	261.4	551.9	931.4	264.9	262.1	232.7	253.5	67.1	67.2	69.1	66.3	229.70	30.20	6942.98
2006/11/17	09:21:00	1213.2	921.9	283.5	297.7	256.9	261.8	551.3	913.1	265.4	262.1	232.7	253.6	68.4	67.3	69.3	67.1	230.20	30.28	6970.46
2006/11/17	09:22:00	1213.7	922.6	283.4	297.6	257.0	262.4	552.9	915.1	265.3	262.1	232.7	253.6	68.4	67.7	69.6	67.7	229.60	30.21	6936.22
2006/11/17	09:23:00	1213.1	921.1	283.4	297.5	257.7	262.2	552.9	924.9	265.7	262.7	232.8	253.6	68.4	67.3	69.3	67.9	230.00	30.26	6965.13
2006/11/17	09:24:00	1213.0	919.7	283.5	297.8	257.4	262.4	552.1	866.7	265.1	261.9	232.8	253.5	68.4	67.6	69.8	67.6	229.90	30.26	6956.77
2006/11/17	09:25:00	1212.6	920.5	283.5	298.0	256.4	262.4	551.2	917.9	265.2	261.9	232.6	253.5	68.4	67.7	68.8	67.9	230.10	30.28	6969.73
2006/11/17	09:26:00	1213.5	922.3	283.4	297.3	256.7	262.1	553.4	859.8	265.0	262.1	232.7	253.5	67.8	67.8	68.8	67.6	228.70	30.15	6895.31
2006/11/17	09:27:00	1212.8	921.1	283.4	296.6	257.4	261.9	552.6	949.3	265.5	262.1	232.7	253.4	68.3	67.5	69.3	67.3	229.70	30.23	6943.83
2006/11/17	09:28:00	1212.0	921.2	283.4	297.8	257.0	262.1	553.4	908.1	265.0	262.1	232.7	253.5	68.6	67.5	69.1	67.3	230.10	30.26	6962.83
2006/11/17	09:29:00	1213.0	921.1	283.5	297.0	256.9	262.2	552.9	896.9	265.0	262.2	232.6	253.5	67.7	67.6	69.0	67.0	229.30	30.14	6915.69
2006/11/17	09:30:00	1212.8	919.9	283.5	297.2	256.2	262.2	552.4	937.4	264.4	261.8	232.6	253.5	67.5	67.3	69.3	67.6	229.20	30.01	6878.29
2006/11/17	09:31:00	1213.9	918.5	283.4	297.2	257.4	261.9	553.4	893.1	265.8	262.2	232.6	253.5	68.6	67.1	68.3	67.7	229.50	30.23	6937.79
2006/11/17	09:32:00	1214.5	921.0	283.3	297.1	257.2	262.1	551.7	971.8	264.7	262.2	232.7	253.5	68.6	67.0	68.8	67.0	229.70	30.19	6934.64
2006/11/17	09:33:00	1213.1	920.8	283.4	297.7	257.4	262.2	552.1	944.9	265.3	262.4	232.5	253.5	68.6	67.3	69.3	67.5	229.80	30.20	6942.26
2006/11/17	09:34:00	1212.9	921.4	283.3	297.2	256.5	262.2	552.0	960.4	265.1	261.9	232.7	253.5	68.4	67.1	68.4	67.5	229.70	30.20	6939.96
2006/11/17	09:35:00	1213.3	920.6	283.2	297.1	256.9	262.2	552.0	847.4	265.3	261.9	232.5	253.5	68.3	67.9	68.3	67.1	229.70	30.25	6948.43
2006/11/17	09:36:00	1213.6	920.8	283.1	296.5	257.9	262.4	551.7	954.0	265.3	262.4	232.6	253.5	68.1	67.9	68.3	67.3	229.50	30.15	6925.45
2006/11/17	09:37:00	1213.3	921.0	283.4	297.2	257.7	262.2	552.4	888.6	265.3	262.4	232.8	253.6	67.6	67.3	68.8	67.1	229.70	30.24	6946.13
2006/11/17	09:38:00	1213.3	922.4	283.5	297.3	257.5	262.7	552.2	1008.6	265.7	262.9	232.8	253.6	67.6	67.2	68.4	67.3	229.70	30.21	6947.58
2006/11/17	09:39:00	1212.9	921.1	283.2	297.9	258.0	262.6	552.7	965.1	265.4	262.4	233.0	253.7	68.4	66.8	69.1	66.6	229.90	30.26	6956.77
2006/11/17	09:40:00	1212.4	921.8	283.6	296.7	257.8	262.7	551.5	879.7	265.6	262.9	232.9	253.7	67.9	67.3	69.9	67.1	229.90	30.21	6956.77
2006/11/17	09:41:00	1212.6	920.0	283.5	296.8	257.5	262.7	552.4	868.4	265.6	262.7	233.0	253.8	68.2	67.3	70.0	67.1	230.10	30.24	6964.27
2006/11/17	09:42:00	1212.6	921.1	283.7	297.5	257.0	262.4	552.1	890.1	265.4	262.6	232.9	253.7	68.6	67.3	69.5	67.5	229.80	30.21	6942.26
2006/11/17	09:43:00	1214.2	918.8	283.5	297.1	257.4	261.9	551.2	834.9	264.8	262.4	232.8	253.6	68.4	66.8	69.3	66.8	229.60	30.18	6929.33
2006/11/17	09:44:00	1212.9	916.9	283.3	297.4	256.4	262.2	551.0	986.3	265.2	262.1	232.6	253.5	67.8	66.8	68.1	65.9	229.60	30.22	6938.51
2006/11/17	09:45:00	1213.6	920.0	283.3	297.3	257.2	261.9	551.1	924.8	264.5	262.4	232.6	253.5	68.2	66.4	68.0	66.6	229.90	30.22	6947.58
2006/11/17	09:46:00	1213.2	918.8	283.3	297.6	257.4	262.2	551.1	889.9	264.6	261.8	232.7	253.5	68.0	67.0	68.8	66.3	229.70	30.24	6946.13
2006/11/17	09:47:00	1213.2	918.8	283.5	298.2	255.9	262.4	550.9	865.8	265.0	262.2	232.5	253.5	68.2	67.0	68.8	66.8	229.30	30.25	6954.67
2006/11/17	09:48:00	1213.4	921.3	283.4	297.0	256.4	261.9	550.9	865.8	265.4	262.2	232.5	253.4	68.3	66.8	68.6	67.2	229.10	30.17	6911.95
2006/11/17	09:49:00	1212.6	919.1	283.3	298.0	256.9	261.9	551.2	765.0	264.7	262.2	232.4	253.4	67.9	66.6	68.1	66.4	229.20	30.20	6921.84
2006/11/17	09:50:00	1213.1	920.5	283.3	297.9	257.0	261.9	551.1	832.8	265.5	262.4	232.5	253.3	67.8	67.3	67.9	66.4	229.30	30.21	6927.15
2006/11/17	09:51:00	1212.9	919.0	283.3	297.3	256.2	262.4	550.3	998.8	265.5	262.4	232.7	253.5	68.1	67.0	68.2	66.6	229.20	30.17	6914.96
2006/11/17	09:52:00	1213.4	920.5	283.4	295.9	256.7	262.4	552.2	924.8	265.3	262.4	232.6	253.5	68.0	66.8	67.2	66.6	229.50	30.26	6944.67
2006/11/17	09:53:00	1213.6	921.0	283.3	296.9	256.4	262.1	550.8	969.3	265.2	262.4	232.7	253.6	67.9	65.8	67.2	66.2	230.00	30.26	6959.80
2006/11/17	09:54:00	1213.7	918.6	283.6	297.5	257.7	261.8	550.7	1093.2	265.3	262.2	232.7	253.5	67.9	66.6	67.9	66.1	229.20	30.18	6917.26
2006/11/17	09:55:00	1213.8	918.9	283.2	297.3	256.5	262.1	551.8	886.5	265.6	262.4	232.6	253.5	66.8	66.6	67.8	66.4	229.40	30.17	6932.47
2006/11/17	09:56:00	1212.3	918.5	283.1	297.															

Heat Rise Test

1st Run

		TC1	TC2	TC3	TC4	TC5	TC6	TC7	TC8	TC9	TC10	TC11	TC12	TC13	TC14	TC15	TC16	VDC	Amps	Watts
Date	Time																			
2006/11/17	09:58:00	1212.6	920.8	283.4	296.7	257.5	262.2	548.9	824.1	265.5	262.1	232.7	253.4	68.0	66.8	67.9	66.6	229.60	30.26	6947.70
2006/11/17	09:59:00	1213.6	918.6	283.5	296.9	256.7	261.6	552.0	923.3	265.2	262.2	232.7	253.4	67.3	66.3	67.9	66.6	230.00	30.18	6941.40
2006/11/17	10:00:00	1212.8	917.9	283.2	297.3	256.9	261.9	549.9	933.9	265.4	261.9	232.7	253.4	67.7	66.3	68.0	66.6	229.70	30.25	6948.43
2006/11/17	10:01:00	1213.2	916.9	283.3	297.8	256.2	261.9	550.3	933.9	264.7	261.6	232.6	253.4	65.9	66.6	67.7	65.8	230.20	30.28	6970.46
2006/11/17	10:02:00	1212.6	920.0	283.1	297.4	256.5	261.6	552.3	946.8	265.0	262.2	232.5	253.4	65.9	65.5	67.6	66.6	230.10	30.23	6961.97
2006/11/17	10:03:00	1212.9	920.6	283.4	297.6	257.0	261.9	551.1	1037.8	264.5	261.9	232.5	253.4	67.3	66.2	68.2	66.2	230.00	30.20	6961.10
2006/11/17	10:04:00	1212.6	918.7	283.4	297.0	257.2	261.8	549.1	912.6	265.0	261.7	232.6	253.4	67.8	66.1	68.0	65.6	229.90	30.24	6952.18
2006/11/17	10:05:00	1213.5	918.7	283.2	297.0	256.7	262.2	550.2	921.1	264.7	261.6	232.5	253.4	67.7	66.2	68.0	66.8	229.60	30.22	6938.51
2006/11/17	10:06:00	1212.9	919.4	283.4	297.5	256.2	261.9	551.6	835.7	265.2	261.9	232.7	253.4	67.3	65.3	68.0	66.0	229.30	30.20	6924.86
2006/11/17	10:07:00	1212.8	919.9	283.1	297.8	256.2	261.9	550.7	811.4	265.3	261.9	232.5	253.4	67.3	65.3	67.2	65.3	229.60	30.21	6936.22
2006/11/17	10:08:00	1212.6	920.2	283.1	297.4	256.4	261.9	551.3	934.5	265.1	262.1	232.6	253.4	66.8	65.3	67.0	65.5	229.80	30.22	6958.34
2006/11/17	10:09:00	1212.0	919.9	283.3	297.7	256.2	261.9	551.6	835.5	264.8	261.9	232.8	253.5	67.3	65.5	67.8	64.8	229.90	30.24	6954.47
2006/11/17	10:10:00	1211.9	922.4	283.3	297.5	257.4	261.7	550.7	786.2	264.5	261.8	232.8	253.5	67.2	65.4	67.9	65.4	229.40	30.20	6927.88
2006/11/17	10:11:00	1212.3	919.1	283.5	297.2	255.9	261.8	551.2	782.8	264.4	261.8	232.7	253.4	66.0	66.4	67.8	65.5	230.10	30.23	6961.97
2006/11/17	10:12:00	1212.0	919.1	283.3	297.9	255.9	261.9	550.3	862.5	265.1	261.9	232.7	253.4	66.2	65.9	67.3	65.7	229.60	30.21	6936.22
2006/11/17	10:13:00	1211.9	917.2	283.4	297.4	256.4	262.1	551.6	907.0	264.8	261.9	232.6	253.4	67.0	65.2	67.3	66.0	230.20	30.28	6970.46
2006/11/17	10:14:00	1212.2	917.6	283.5	297.3	255.9	261.9	551.3	970.1	264.6	262.4	232.3	253.4	65.9	65.9	67.7	66.6	229.50	30.22	6935.49
2006/11/17	10:15:00	1213.2	919.4	283.7	296.8	256.9	261.7	551.4	913.7	264.7	261.9	232.8	253.4	67.7	66.4	68.3	66.0	230.10	30.21	6954.34
2006/11/17	10:16:00	1212.1	920.0	283.7	297.4	255.9	261.9	551.5	825.7	265.4	261.8	232.6	253.5	66.0	66.4	68.4	66.4	230.00	30.26	6962.10
2006/11/17	10:17:00	1212.4	919.3	283.7	296.9	256.4	262.2	551.2	741.0	264.6	261.9	232.7	253.5	66.0	65.6	68.3	64.6	229.60	30.19	6936.22
2006/11/17	10:18:00	1212.0	921.3	283.4	297.5	255.9	261.7	551.5	905.6	264.6	261.9	232.8	253.5	67.0	66.8	66.8	64.6	230.20	30.25	6966.58
2006/11/17	10:19:00	1212.9	919.3	283.6	297.2	256.9	261.6	551.4	842.5	265.5	262.1	232.6	253.5	66.4	66.4	67.3	66.0	229.50	30.21	6933.20
2006/11/17	10:20:00	1212.2	921.7	283.3	297.2	256.5	261.6	551.5	891.3	265.0	262.2	232.8	253.5	67.2	66.0	67.3	66.2	230.10	30.28	6969.73
2006/11/17	10:21:00	1212.2	921.2	283.5	297.2	256.7	261.9	550.8	866.7	265.2	261.8	232.8	253.5	67.2	64.8	67.7	65.9	229.90	30.25	6954.47
2006/11/17	10:22:00	1212.3	921.3	283.5	297.5	255.2	261.4	551.7	909.9	264.7	261.9	232.8	253.5	65.5	65.6	67.8	64.8	230.10	30.28	6967.43
2006/11/17	10:23:00	1212.1	919.9	283.6	297.4	256.2	262.1	551.6	916.0	265.0	261.6	232.8	253.5	66.3	65.7	67.8	65.5	230.10	30.28	6967.43
2006/11/17	10:24:00	1212.2	919.9	283.5	298.3	255.9	262.4	551.9	804.5	265.1	262.1	232.8	253.6	67.3	66.2	67.9	65.9	230.10	30.27	6969.73
2006/11/17	10:25:00	1211.5	920.5	283.5	298.6	256.7	262.1	551.7	821.7	264.9	262.2	233.0	253.6	67.1	65.5	67.5	65.4	229.70	30.25	6951.45
2006/11/17	10:26:00	1212.1	920.6	283.6	296.6	255.9	262.2	552.2	900.1	265.1	261.4	232.7	253.5	66.3	65.2	66.3	64.6	230.20	30.27	6968.15
2006/11/17	10:27:00	1213.4	921.2	283.4	297.0	256.2	261.9	551.4	894.5	264.4	262.2	233.0	253.5	66.8	65.6	66.3	65.5	229.90	30.23	6949.88
2006/11/17	10:28:00	1212.1	922.3	283.5	297.7	256.7	261.4	550.8	806.4	264.7	262.1	233.0	253.5	66.8	64.8	67.3	64.8	230.00	30.27	6965.13
2006/11/17	10:29:00	1212.1	922.0	283.3	298.0	256.4	261.6	552.2	940.5	264.7	262.1	232.6	253.4	66.2	64.0	66.4	64.6	230.10	30.25	6965.13
2006/11/17	10:30:00	1213.3	921.8	283.3	297.1	256.9	261.4	550.2	970.0	264.2	261.9	232.7	253.3	66.6	63.6	66.3	64.8	230.20	30.29	6972.76
2006/11/17	10:31:00	1212.9	917.1	283.3	297.2	257.0	261.4	551.7	851.8	264.9	261.9	232.7	253.4	67.3	65.0	67.3	65.7	229.80	30.27	6965.24
2006/11/17	10:32:00	1212.2	920.0	283.5	298.0	256.9	261.9	552.4	911.7	264.6	261.9	232.7	253.3	66.0	65.3	67.7	66.3	230.20	30.29	6975.06
2006/11/17	10:33:00	1211.9	920.0	283.5	297.6	256.4	261.7	552.1	839.5	264.5	262.1	232.4	253.3	66.0	65.2	67.3	65.4	230.20	30.28	6970.46
2006/11/17	10:34:00	1211.9	919.9	283.5	297.5	256.5	261.7	550.3	786.4	265.0	261.9	232.7	253.4	66.4	65.6	66.3	65.8	230.20	30.28	6970.46
2006/11/17	10:35:00	1212.8	918.8	283.5	297.5	256.4	262.4	550.8	899.6	264.7	262.1	232.4	253.3	66.2	66.0	67.1	65.8	230.20	30.29	6972.76
2006/11/17	10:36:00	1212.9	917.8	282.9	297.6	256.5	261.9	549.9	904.0	265.2	262.4	232.4	253.3	66.2	65.3	67.6	66.3	230.20	30.29	6972.76
2006/11/17	10:37:00	1212.0	923.1	283.4	297.9	255.6	261.9	550.9	817.7	265.1	262.2	232.6	253.3	66.8	64.2	67.8	65.2	230.20	30.29	6972.76
2006/11/17	10:38:00	1211.7	920.4	283.4	297.1	256.5	262.1	551.1	868.7	264.4	262.2	232.4	253.4	67.7	65.6	68.0	65.6	230.20	30.28	6973.48
2006/11/17	10:39:00	1212.5	918.1	283.5	297.8	256.4	262.1	551.2	903.6	265.3	262.4	232.3	253.4	66.8	65.7	67.6	66.3	230.00	30.29	6966.70
2006/11/17	10:40:00	1213.2	918.1	283.1	297.0	256.7	261.9	550.5	860.2	264.6	262.4	232.4	253.4	66.8	63.9	66.6	65.9	230.20	30.28	6970.46
2006/11/17	10:41:00	1212.2	918.1	283.4	297.8	256.1	262.1	551.9	819.7	264.8	261.9	232.5	253.5	67.1	63.8	66.8	65.9	230.20	30.29	6972.76
2006/11/17	10:42:00	1213.0	917.1	283.6	297.4	255.7	262.2	552.1	854.9	264.7	262.1	232.4	253.5	67.0	66.1	67.3	66.2	230.20	30.29	6972.76
2006/11/17	10:43:00	1212.9	920.5	283.5	297.3	257.2	262.1	551.7	915.7	264.2	262.1	232.2	253.4	67.5	65.3	67.7	65.1	230.20	30.29	6972.76
2006/11/17	10:44:00	1213.1	920.6	283.5	297.5	257.2	262.1	552.0	887.3	264.5	262.1	232.2	253.4	67.0	65.6	68.6	65.2	230.20	30.29	6972.76
2006/11/17	10:45:00	1211.9	922.6	283.6	297.2	256.7	261.8	551.1	819.9	265.4	262.2	232.6	253.4	67.6	65.4	68.4	66.1	230.20	30.29	6972.76
2006/11/17	10:46:00	1212.1	921.3	283.8	297.4	256.2	262.4	549.4	833.7	264.5	262.2	232.5	253.4	67.2	65.2	68.0	64.4	230.20	30.29	6972.76
2006/11/17	10:47:00	1213.1	920.4	283.5	297.5	256.2	261.6	551.0	846.4	264.3	261.9	232.5	253.4	67.2	64.8	68.2	64.6	230.20	30.29	6972.76
2006/11/17	10:48:00	1212.1	923.5	283.0	297.2	256.1	261.7	552.9	990.0	264.3	261.9	232.5	253.4	67.0	66.1	67.2	64.8	230.20	30.29	6972.76
2006/11/17	10:49:00	1212.4	919.4	283.4	297.6	255.9	261.4	551.7	881.3	264.7	261.9	232.5	253.3	65.9	65.0	67.0	65.5	230.10	30.26	6969.73
2006/11/17	10:50:00	1212.0	919.0	283.6	298.1	256.4	261.9	551.1	793.2	265.0	261.4	232.7	253.3	65.5	66.8	68.3	65.0	230.20	30.28	6970.46
2006/11/17	10:51:00	1211.9	921.5	283.7	297.6	256.9	262.2	551.3	850.5	265.0	261.7	232.6</								

Heat Rise Test 1st Run

Date	Time	TC1	TC2	TC3	TC4	TC5	TC6	TC7	TC8	TC9	TC10	TC11	TC12	TC13	TC14	TC15	TC16	VDC	Amps	Watts
2006/11/17	10:54:00	1211.7	920.1	283.6	298.0	256.4	261.9	551.7	914.7	264.8	262.6	232.4	253.3	65.2	66.0	67.0	66.0	230.20	30.28	6970.46
2006/11/17	10:55:00	1212.3	921.6	283.5	297.5	256.4	262.2	551.9	854.8	265.0	262.2	232.6	253.4	67.1	65.3	68.6	65.6	230.10	30.26	6962.83
2006/11/17	10:56:00	1212.4	920.6	283.6	297.3	257.0	261.9	551.6	922.9	265.4	262.4	232.6	253.4	67.7	66.4	68.4	65.7	230.20	30.27	6970.46
2006/11/17	10:57:00	1212.3	916.6	283.6	296.8	257.2	261.9	552.2	847.6	265.2	262.2	232.3	253.3	67.5	66.4	68.4	66.3	230.10	30.28	6967.43
2006/11/17	10:58:00	1212.3	922.6	283.5	297.4	256.1	262.1	549.5	786.5	265.2	262.2	232.3	253.3	66.3	66.6	68.2	65.7	230.00	30.27	6964.40
2006/11/17	10:59:00	1212.1	919.6	283.8	297.8	256.2	261.9	552.4	814.2	265.4	262.4	232.2	253.3	67.9	66.8	67.7	67.1	230.20	30.28	6970.46
2006/11/17	11:00:00	1212.2	920.0	283.7	297.0	255.7	262.2	550.9	859.3	264.9	262.4	232.4	253.3	67.7	66.6	67.6	66.1	230.10	30.27	6965.13
2006/11/17	11:01:00	1212.2	921.1	283.8	298.2	256.1	261.9	552.1	815.6	265.1	262.2	232.4	253.3	67.9	65.5	68.6	66.6	230.20	30.28	6972.76
2006/11/17	11:02:00	1211.1	921.0	283.6	298.1	256.2	262.4	551.6	875.4	264.5	262.2	232.5	253.4	67.7	66.1	68.2	66.4	230.10	30.24	6961.25
2006/11/17	11:03:00	1212.8	919.1	283.7	295.6	256.1	261.4	550.7	791.8	264.8	262.1	232.3	253.3	65.9	66.4	66.6	65.9	229.60	30.22	6940.81
2006/11/17	11:04:00	1213.2	919.3	283.7	295.6	255.9	261.3	551.0	765.8	265.1	262.2	232.3	253.3	66.2	66.3	66.6	66.4	230.00	30.27	6964.40
2006/11/17	11:05:00	1213.6	921.3	283.5	297.2	256.7	261.9	552.0	816.9	264.7	262.2	232.5	253.4	67.3	65.7	67.3	65.6	230.10	30.21	6957.36
2006/11/17	11:06:00	1212.3	922.7	283.7	297.8	256.1	261.6	551.3	677.9	265.2	262.4	232.5	253.4	67.5	66.4	68.6	67.1	229.10	30.14	6914.24
2006/11/17	11:07:00	1211.8	922.9	283.7	297.4	256.4	262.4	551.7	719.9	265.3	262.4	232.4	253.4	67.7	67.1	68.2	67.1	230.00	30.27	6962.10
2006/11/17	11:08:00	1211.9	919.4	283.8	297.5	256.7	262.6	551.9	890.9	265.4	262.4	232.5	253.4	66.2	65.7	68.1	65.7	230.00	30.26	6962.10
2006/11/17	11:09:00	1212.9	919.9	283.9	297.8	257.0	262.2	552.6	839.0	265.2	262.4	232.5	253.4	67.2	65.3	68.1	65.5	230.00	30.27	6965.13
2006/11/17	11:10:00	1212.3	919.4	283.9	297.8	256.2	262.4	550.8	933.1	265.3	262.6	232.5	253.4	66.8	65.9	68.6	65.4	229.60	30.23	6949.88
2006/11/17	11:11:00	1212.3	922.6	283.9	298.2	256.2	262.4	551.2	837.9	265.1	262.6	232.6	253.4	66.4	67.1	68.4	65.8	230.10	30.26	6967.43
2006/11/17	11:12:00	1213.3	918.2	283.9	298.0	255.7	261.8	551.3	810.8	265.5	262.7	232.2	253.4	66.8	67.5	67.8	67.1	229.90	30.25	6954.47
2006/11/17	11:13:00	1211.5	920.6	283.6	296.8	255.7	262.1	551.2	876.0	265.4	262.7	232.4	253.4	67.1	66.2	66.6	67.2	230.10	30.27	6965.13
2006/11/17	11:14:00	1213.5	920.1	283.5	296.9	256.4	262.1	552.0	845.1	265.3	262.9	232.5	253.4	65.3	65.9	66.3	67.0	229.80	30.23	6949.88
2006/11/17	11:15:00	1213.2	922.0	283.9	296.9	256.2	262.1	552.6	904.0	265.3	262.4	232.6	253.4	66.6	65.7	67.7	65.7	230.00	30.27	6964.40
2006/11/17	11:16:00	1213.1	919.1	283.7	295.7	256.7	262.1	551.3	862.9	265.2	262.4	232.7	253.4	66.2	66.4	68.1	65.6	230.10	30.27	6965.13
2006/11/17	11:17:00	1212.0	918.4	283.8	297.0	256.2	261.9	550.2	718.8	265.5	262.6	232.6	253.4	66.2	66.6	67.5	66.8	229.70	30.19	6934.64
2006/11/17	11:18:00	1211.4	918.0	283.8	297.9	256.1	262.4	550.0	746.8	265.1	262.1	232.6	253.4	67.5	65.0	68.4	65.5	229.60	30.23	6940.81
2006/11/17	11:19:00	1211.9	920.1	283.8	297.7	256.4	262.2	551.6	758.3	265.0	262.2	232.9	253.3	67.2	66.0	67.5	64.6	229.60	30.24	6959.80
2006/11/17	11:20:00	1212.0	919.6	283.8	297.0	255.9	261.9	551.6	854.9	265.0	262.6	232.7	253.4	67.0	66.4	66.8	66.4	230.00	30.27	6964.40
2006/11/17	11:21:00	1212.2	921.9	283.8	297.0	256.2	262.2	552.0	790.6	265.4	262.2	232.8	253.4	67.3	65.6	67.6	66.0	229.50	30.20	6930.90
2006/11/17	11:22:00	1211.0	917.2	283.9	297.5	255.6	262.1	551.7	787.3	264.2	262.2	232.7	253.3	66.6	65.0	67.5	64.2	229.90	30.27	6959.07
2006/11/17	11:23:00	1211.6	918.8	283.9	296.9	257.4	262.2	548.9	838.5	265.2	262.1	232.5	253.4	67.3	65.9	68.4	65.9	229.40	30.21	6930.17
2006/11/17	11:24:00	1212.2	919.9	283.9	296.2	256.7	262.1	551.0	795.4	265.1	262.4	232.5	253.4	65.7	65.8	68.1	66.0	229.90	30.19	6940.68
2006/11/17	11:25:00	1213.0	918.6	283.9	296.8	256.2	261.9	551.0	709.6	264.9	262.2	232.4	253.4	66.6	64.1	67.9	64.8	230.10	30.25	6960.53
2006/11/17	11:26:00	1211.9	920.4	283.9	296.6	256.2	262.2	551.8	727.8	265.5	262.7	232.6	253.4	66.2	65.6	66.8	65.7	229.90	30.27	6959.07
2006/11/17	11:27:00	1211.7	920.2	283.9	297.5	254.9	262.2	550.9	841.4	265.7	262.7	232.5	253.4	66.6	65.9	67.3	66.1	230.20	30.29	6972.76
2006/11/17	11:28:00	1211.8	920.4	283.8	297.2	255.9	262.1	551.3	720.1	265.5	262.4	232.3	253.4	66.2	66.2	66.4	65.9	229.80	30.27	6956.05
2006/11/17	11:29:00	1212.5	919.3	283.8	296.7	256.9	261.4	551.9	801.5	264.8	262.4	232.5	253.4	66.2	65.1	67.0	65.3	230.10	30.27	6968.15
2006/11/17	11:30:00	1212.8	918.8	283.9	297.4	255.6	262.1	550.3	776.6	265.6	262.6	232.3	253.4	65.7	65.8	66.6	65.5	230.00	30.25	6963.55
2006/11/17	11:31:00	1213.0	919.1	283.9	296.4	255.7	262.1	549.5	810.6	265.0	262.6	232.3	253.4	67.5	64.8	66.6	65.4	230.10	30.27	6967.43
2006/11/17	11:32:00	1211.9	921.2	283.9	298.1	256.1	262.2	551.9	810.6	265.7	262.7	232.8	253.4	65.7	66.1	67.2	65.9	229.90	30.25	6969.60
2006/11/17	11:33:00	1211.9	917.5	283.9	297.5	255.3	261.6	550.9	834.5	265.7	262.7	232.4	253.4	66.4	66.0	67.3	66.3	230.00	30.26	6959.80
2006/11/17	11:34:00	1212.0	918.2	283.9	296.9	256.9	261.9	550.9	808.5	265.3	262.7	232.5	253.4	67.0	65.3	68.2	66.1	230.10	30.27	6968.15
2006/11/17	11:35:00	1212.1	918.3	283.9	296.7	256.2	262.2	552.3	666.2	265.0	262.6	232.7	253.4	67.1	64.6	68.1	65.3	230.10	30.28	6969.73
2006/11/17	11:36:00	1212.2	918.6	283.8	296.6	255.4	261.9	551.5	759.3	264.8	262.4	232.6	253.4	66.8	65.5	67.6	65.6	230.00	30.26	6959.80
2006/11/17	11:37:00	1213.5	919.9	283.8	297.6	255.9	262.1	549.9	823.1	265.5	262.1	232.8	253.3	67.3	65.5	67.2	66.1	230.00	30.16	6936.80
2006/11/17	11:38:00	1213.6	920.0	283.8	297.1	257.0	262.1	550.3	833.4	265.3	262.4	232.9	253.4	66.8	65.6	67.6	65.6	229.00	30.14	6902.06
2006/11/17	11:39:00	1211.5	920.0	283.4	297.8	256.1	262.1	551.4	829.2	265.2	262.7	232.9	253.4	67.0	65.0	67.9	65.4	230.00	30.25	6962.10
2006/11/17	11:40:00	1211.6	921.0	283.8	297.4	256.1	261.9	551.4	830.8	264.8	262.4	232.9	253.4	66.8	65.1	67.6	65.2	229.80	30.25	6951.45
2006/11/17	11:41:00	1212.9	920.4	283.9	297.4	256.7	262.2	552.1	848.9	265.5	262.2	232.9	253.5	66.8	65.1	67.6	65.5	230.00	30.23	6952.90
2006/11/17	11:42:00	1213.1	920.4	283.8	297.4	256.9	262.6	551.5	687.1	265.2	262.6	232.6	253.4	66.6	66.1	68.6	66.4	229.60	30.24	6943.10
2006/11/17	11:43:00	1212.6	920.9	283.8	297.9	256.9	261.8	551.9	714.7	265.6	262.4	232.7	253.4	67.1	65.3	68.2	65.7	230.00	30.26	6959.80
2006/11/17	11:44:00	1211.6	922.1	283.9	298.1	257.0	262.2	549.2	817.4	265.1	262.4	232.9	253.4	67.1	65.7	68.6	65.8	229.90	30.25	6956.77
2006/11/17	11:45:00	1211.7	919.4	283.7	297.0	255.9	262.4	548.3	629.7	265.1	262.4	232.6	253.4	67.3	66.4	68.4	66.3	230.00	30.21	6952.90
2006/11/17	11:46:00	1212.9	919.9	283.7	297.3	256.2	262.2	550.7	755.0	265.3	262.2	232.8	253.4	67.0	66.2	67.8	66.0	230.20	30.28	6970.46
2006/11/17	11:47:00	1211.9	919.4	283.9	297.3	256.7	262.2	549.9	816.5	264.7	261.7	232.7	253.4	66.8	66.1	67.7	66.1	230.00	30.27	6964.40
2006/11/17	11:48:00	1213.3	919.3	283.9	297.0	256.7	262.2	550.8	831.3</											

Heat Rise Test

1st Run

Date	Time	TC1	TC2	TC3	TC4	TC5	TC6	TC7	TC8	TC9	TC10	TC11	TC12	TC13	TC14	TC15	TC16	VDC	Amps	Watts
2006/11/17	11:50:00	1212.8	919.4	283.9	297.1	255.9	261.7	550.7	752.5	265.4	262.4	232.7	253.4	66.3	64.6	68.3	66.4	229.20	30.17	6914.96
2006/11/17	11:51:00	1212.2	917.7	283.9	297.4	256.2	262.1	550.0	822.5	264.8	262.2	232.6	253.4	66.6	63.6	67.9	64.3	229.40	30.21	6930.17
2006/11/17	11:52:00	1211.3	917.7	283.9	296.6	255.9	262.2	550.7	656.6	265.3	262.2	232.4	253.3	66.8	65.4	67.5	64.6	229.30	30.22	6931.74
2006/11/17	11:53:00	1212.5	920.1	283.9	297.1	256.7	262.2	550.5	819.6	265.0	262.6	232.7	253.3	67.3	65.4	67.7	65.4	230.20	30.27	6968.15
2006/11/17	11:54:00	1211.1	923.0	283.9	297.6	257.2	262.6	550.0	845.4	265.3	262.6	232.7	253.4	67.5	66.2	67.9	66.4	229.80	30.24	6949.15
2006/11/17	11:55:00	1212.0	922.6	283.9	297.3	255.4	262.2	549.9	773.8	264.9	262.4	232.7	253.4	67.6	66.6	68.3	66.6	229.70	30.20	6936.94
2006/11/17	11:56:00	1212.3	923.2	284.1	297.7	256.4	262.7	549.9	791.4	265.5	262.6	232.7	253.4	67.5	65.8	68.6	66.8	229.10	30.17	6911.95
2006/11/17	11:57:00	1212.0	920.4	283.9	297.0	256.7	262.4	549.9	751.0	265.7	262.7	232.6	253.4	66.8	66.2	68.3	65.9	229.10	30.12	6900.49
2006/11/17	11:58:00	1212.3	919.0	283.9	297.9	256.7	262.7	549.9	811.7	265.4	262.7	232.8	253.4	67.5	66.4	68.2	65.6	229.00	30.13	6902.06
2006/11/17	11:59:00	1212.6	919.3	284.2	298.2	257.4	262.2	549.9	801.5	265.2	262.6	232.6	253.4	67.7	66.2	68.8	66.8	229.00	30.13	6907.37
2006/11/17	12:00:00	1211.6	920.8	283.9	297.9	257.2	262.1	550.9	682.5	265.0	261.9	232.7	253.4	67.7	65.7	67.7	66.8	229.10	30.14	6912.67
2006/11/17	12:01:00	1211.1	921.8	284.1	297.0	256.5	262.4	551.7	812.4	264.5	262.2	232.9	253.4	67.6	67.0	67.9	66.6	229.30	30.19	6922.57
2006/11/17	12:02:00	1211.4	920.4	283.9	298.3	257.4	262.4	549.2	752.9	265.3	262.4	232.8	253.4	67.3	66.6	67.3	66.4	229.50	30.22	6935.49
2006/11/17	12:03:00	1211.7	919.7	283.9	297.8	256.1	262.6	549.9	900.0	265.6	262.4	232.6	253.4	67.1	66.8	67.3	66.2	229.50	30.22	6935.49
2006/11/17	12:04:00	1212.4	919.3	284.1	297.7	256.2	262.4	549.9	779.5	265.6	262.7	232.6	253.5	68.1	66.8	67.8	66.6	229.20	30.07	6910.09
2006/11/17	12:05:00	1212.2	919.6	284.2	298.0	257.2	262.4	550.7	742.4	264.9	262.4	232.8	253.5	67.7	66.1	68.6	66.2	229.00	30.15	6904.35
2006/11/17	12:06:00	1211.9	919.9	284.2	297.3	256.9	262.1	551.1	685.2	265.0	262.2	232.7	253.5	67.2	65.7	68.8	66.6	229.00	30.15	6904.35
2006/11/17	12:07:00	1212.3	919.1	284.1	296.0	256.7	262.1	550.2	796.5	264.6	262.4	232.8	253.4	67.8	66.3	68.6	65.9	229.00	30.17	6908.93
2006/11/17	12:08:00	1212.4	920.6	284.2	297.0	257.2	262.4	550.5	832.9	265.1	262.1	232.8	253.5	68.0	66.6	68.6	66.8	229.00	30.17	6908.93
2006/11/17	12:09:00	1212.9	921.1	284.1	297.0	256.9	262.4	548.9	902.8	265.7	262.6	232.5	253.4	67.5	66.3	67.8	67.0	229.10	30.22	6941.53
2006/11/17	12:10:00	1212.5	920.0	284.1	297.4	256.7	261.9	550.4	826.6	265.2	262.4	232.8	253.5	67.7	66.0	67.9	66.1	229.50	30.20	6930.90
2006/11/17	12:11:00	1212.8	918.0	284.1	297.1	256.2	262.2	549.9	768.5	265.0	262.2	232.9	253.4	68.0	65.8	68.6	65.7	229.80	30.24	6949.15
2006/11/17	12:12:00	1212.1	922.9	283.8	296.2	257.7	262.1	550.4	815.1	265.0	262.4	232.8	253.4	67.8	66.8	68.2	65.5	229.40	30.11	6925.30
2006/11/17	12:13:00	1213.6	916.9	284.3	297.1	257.4	262.4	548.3	705.4	265.6	262.1	232.7	253.4	67.9	66.6	68.3	66.1	229.60	30.19	6937.66
2006/11/17	12:14:00	1212.4	918.3	284.3	297.8	257.0	262.7	548.7	818.6	265.6	262.4	232.5	253.5	68.0	66.6	68.1	66.1	229.60	30.22	6940.81
2006/11/17	12:15:00	1212.6	919.9	284.2	296.5	256.9	262.4	548.4	848.9	265.5	262.2	232.7	253.5	68.2	66.8	68.8	66.3	229.80	30.24	6949.15
2006/11/17	12:16:00	1212.6	921.4	284.3	297.4	256.9	262.7	549.2	814.0	265.4	262.7	232.8	253.5	68.0	66.8	68.5	66.3	230.20	30.10	6929.02
2006/11/17	12:17:00	1212.5	921.4	284.1	297.8	255.9	262.6	549.2	821.5	265.3	262.4	232.6	253.5	67.3	67.3	68.1	67.1	229.80	30.23	6946.85
2006/11/17	12:18:00	1211.1	921.0	283.9	297.3	256.2	262.9	548.8	682.1	265.6	262.9	232.5	253.5	66.0	67.6	67.6	68.0	229.90	30.22	6947.58
2006/11/17	12:19:00	1212.1	922.0	284.2	296.9	256.5	261.9	549.5	764.5	265.2	262.2	232.7	253.5	67.3	65.6	68.6	66.6	229.40	30.19	6925.59
2006/11/17	12:20:00	1211.6	918.5	284.3	297.2	256.5	262.4	549.9	796.0	265.6	262.2	232.6	253.5	66.8	66.4	68.0	67.0	228.50	30.09	6875.57
2006/11/17	12:21:00	1212.6	918.5	284.2	296.1	256.9	262.4	548.9	810.7	266.1	262.9	232.4	253.5	67.3	67.3	68.1	67.7	229.60	30.21	6936.22
2006/11/17	12:22:00	1212.9	921.1	284.2	296.4	256.7	262.6	549.1	805.6	265.9	263.0	232.6	253.5	66.4	67.3	67.5	67.3	230.20	30.27	6968.15
2006/11/17	12:23:00	1212.2	920.4	284.3	297.7	256.5	261.9	549.2	816.9	266.2	263.0	232.4	253.5	67.3	67.3	68.1	66.8	229.70	30.20	6943.83
2006/11/17	12:24:00	1211.1	922.6	284.2	297.7	256.4	262.4	549.1	800.2	265.8	262.9	232.7	253.6	66.6	66.1	68.0	67.1	229.80	30.18	6946.85
2006/11/17	12:25:00	1212.5	920.9	284.1	297.6	256.5	262.6	549.2	822.4	265.7	263.2	232.9	253.6	66.6	65.7	68.1	66.3	229.10	30.18	6914.24
2006/11/17	12:26:00	1212.4	918.3	284.2	297.9	256.2	262.4	551.4	773.8	265.8	263.0	232.9	253.6	67.7	65.8	67.5	66.4	229.20	30.19	6919.55
2006/11/17	12:27:00	1212.1	920.7	284.2	298.6	256.7	262.7	549.1	780.1	265.8	263.4	232.8	253.7	67.3	66.8	68.4	67.0	229.50	30.17	6930.90
2006/11/17	12:28:00	1211.1	920.0	283.9	297.9	256.1	262.6	549.2	693.8	265.2	263.2	233.2	253.7	67.9	66.8	67.6	65.5	229.60	30.21	6938.51
2006/11/17	12:29:00	1211.1	921.8	284.3	296.7	256.1	262.1	549.9	726.8	265.6	262.9	232.6	253.7	66.0	68.6	67.7	65.5	228.00	30.08	6886.16
2006/11/17	12:30:00	1211.6	919.4	284.2	297.6	256.4	262.2	550.2	693.0	265.6	263.2	232.7	253.6	67.7	66.4	67.8	67.0	229.60	30.15	6936.22
2006/11/17	12:31:00	1211.5	919.6	284.3	297.1	256.2	262.6	550.8	799.7	266.1	262.9	232.8	253.7	67.3	67.9	68.2	66.6	229.00	30.16	6906.64
2006/11/17	12:32:00	1211.7	920.7	284.4	297.8	256.2	262.2	551.0	662.9	265.7	263.4	232.8	253.8	66.8	66.8	68.0	67.9	229.90	30.25	6954.47
2006/11/17	12:33:00	1211.5	917.4	284.1	297.6	257.0	262.7	549.1	781.9	265.7	263.4	233.1	253.9	68.6	67.1	69.1	67.3	229.50	30.19	6928.61
2006/11/17	12:34:00	1210.2	919.6	284.4	296.9	256.4	262.6	550.9	753.2	266.0	263.2	232.9	253.8	67.7	67.8	69.6	67.3	230.10	30.27	6965.13
2006/11/17	12:35:00	1210.2	919.6	284.4	298.0	256.7	262.2	547.1	795.2	266.0	262.9	232.6	253.7	68.3	67.0	68.4	67.9	230.20	30.28	6970.46
2006/11/17	12:36:00	1212.2	920.2	283.9	296.5	256.7	262.4	549.9	833.7	265.8	263.4	232.6	253.6	66.8	67.1	68.1	67.6	230.00	30.26	6959.80
2006/11/17	12:37:00	1211.9	918.6	284.3	298.2	257.4	262.7	549.7	733.6	265.9	263.2	232.9	253.7	67.8	67.1	68.4	67.3	229.60	30.13	6941.95
2006/11/17	12:38:00	1211.9	919.1	284.3	296.6	256.2	262.7	550.2	709.9	265.8	263.2	233.0	253.7	67.7	67.5	69.1	66.4	229.60	30.20	6933.92
2006/11/17	12:39:00	1212.3	918.9	284.3	297.0	256.7	262.7	550.2	699.3	265.6	263.4	233.0	253.7	67.0	66.8	68.1	67.1	230.10	30.24	6958.22
2006/11/17	12:40:00	1211.9	921.0	284.3	297.0	255.9	262.4	549.9	715.9	265.5	263.5	232.8	253.7	65.8	65.4	67.6	67.2	229.50	30.23	6937.79
2006/11/17	12:41:00	1211.1	920.9	284.2	297.8	255.6	262.4	549.4	639.5	264.8	262.7	232.8	253.7	67.9	66.6	68.3	66.6	229.70	30.23	6948.43
2006/11/17	12:42:00	1211.9	920.2	284.2	296.7	255.6	262.1	550.2	721.3	266.0	262.9	232.8	253.8	67.1	66.8	67.9	66.4	229.20	30.18	6917.26
2006/11/17	12:43:00	1212.8	919.9	284.3	297.6	256.4	262.4	549.7	686.3	265.6	263.0	232.7	253.7	66.6	66.1	68.4	65.2	230.00	30.25	6957.50
2006/11/17	12:44:00	1211.9	919.9	284.2	297.5															

Heat Rise Test 1st Run

Date	Time	TC1	TC2	TC3	TC4	TC5	TC6	TC7	TC8	TC9	TC10	TC11	TC12	TC13	TC14	TC15	TC16	VDC	Amps	Watts
2006/11/17	12:46:00	1211.6	921.1	284.3	297.9	256.7	262.4	550.7	755.3	265.7	262.9	232.9	253.6	67.6	66.6	68.2	66.6	230.10	30.26	6962.83
2006/11/17	12:47:00	1211.3	923.2	284.1	296.6	256.7	262.2	549.4	692.1	265.7	262.7	232.7	253.5	66.6	65.0	67.9	66.8	229.90	30.26	6956.77
2006/11/17	12:48:00	1211.5	920.4	284.2	297.8	256.5	262.4	550.0	781.0	264.9	262.9	232.9	253.5	67.2	64.8	67.8	66.2	230.10	30.20	6949.02
2006/11/17	12:49:00	1212.1	919.6	284.2	297.0	256.4	262.1	550.8	781.7	265.2	262.9	232.7	253.5	67.3	66.6	67.9	66.0	230.00	30.21	6954.34
2006/11/17	12:50:00	1212.6	919.6	284.2	296.4	256.4	262.2	550.8	719.7	264.9	262.9	232.7	253.5	67.0	67.2	68.0	66.3	229.30	30.24	6940.91
2006/11/17	12:51:00	1212.8	920.2	284.1	296.4	255.3	261.9	550.7	792.8	265.6	262.9	232.6	253.5	66.0	65.9	67.9	66.2	230.10	30.23	6955.92
2006/11/17	12:52:00	1211.1	923.4	284.3	298.0	256.4	261.9	550.5	690.3	265.4	262.9	232.9	253.5	67.2	65.3	67.7	66.2	229.90	30.25	6956.77
2006/11/17	12:53:00	1211.3	920.4	284.3	297.4	256.1	262.1	549.9	744.5	265.5	263.0	233.0	253.5	67.3	65.4	68.0	66.0	230.10	30.25	6960.53
2006/11/17	12:54:00	1211.5	921.0	284.2	297.7	255.9	262.7	549.7	740.5	265.7	263.0	233.0	253.5	67.2	66.8	67.8	66.8	229.20	30.23	6933.30
2006/11/17	12:55:00	1211.9	918.6	284.3	297.7	256.7	262.7	550.7	755.3	266.3	263.2	232.9	253.7	66.3	66.1	67.5	66.2	229.00	30.01	6911.30
2006/11/17	12:56:00	1211.9	919.1	284.4	296.9	257.2	262.7	551.2	700.2	266.4	263.2	232.8	253.6	67.0	66.8	67.1	66.6	229.00	30.15	6925.45
2006/11/17	12:57:00	1211.4	922.1	284.4	296.8	256.4	261.9	551.8	757.5	266.3	263.5	232.7	253.6	67.3	67.6	67.3	67.5	229.60	30.10	6947.08
2006/11/17	12:58:00	1211.6	918.4	284.4	296.8	255.9	262.2	549.9	676.8	265.4	263.2	232.7	253.7	66.6	67.3	67.6	67.5	229.80	30.24	6953.75
2006/11/17	12:59:00	1211.8	919.9	284.4	297.4	255.9	262.2	550.0	680.6	265.8	263.2	232.8	253.7	66.4	66.2	67.3	66.8	229.90	30.13	6938.94
2006/11/17	13:00:00	1211.9	921.8	284.4	297.6	256.4	262.2	551.3	686.9	265.8	263.2	233.0	253.7	68.4	65.8	68.6	66.6	229.70	30.26	6950.72
2006/11/17	13:01:00	1211.9	920.1	284.4	297.9	256.1	262.6	550.3	654.6	265.6	262.9	233.0	253.7	68.3	67.3	68.0	67.5	229.50	30.08	6921.41
2006/11/17	13:02:00	1212.2	920.7	284.4	297.6	256.4	262.7	550.9	704.8	265.5	263.2	233.1	253.7	67.5	67.3	68.2	66.2	229.60	30.23	6943.83
2006/11/17	13:03:00	1212.9	919.3	284.4	297.0	257.2	262.6	551.6	719.2	265.5	263.2	233.1	253.7	67.3	67.2	68.6	65.7	230.10	30.28	6967.43
2006/11/17	13:04:00	1211.9	920.5	284.3	297.3	256.7	262.4	551.7	795.5	265.7	263.4	233.0	253.7	66.8	67.1	68.0	66.8	230.10	30.27	6965.13
2006/11/17	13:05:00	1212.6	918.1	284.4	297.8	256.5	262.4	550.5	683.6	265.6	263.2	232.9	253.8	67.1	66.6	68.2	66.3	230.20	30.29	6972.76
2006/11/17	13:06:00	1211.7	920.5	284.4	297.4	256.7	261.9	548.8	709.4	265.9	263.2	233.1	253.8	68.0	67.2	67.1	66.3	230.20	30.28	6970.46
2006/11/17	13:07:00	1211.9	920.4	284.4	296.9	257.0	262.9	550.8	721.2	266.1	263.4	233.0	253.8	66.3	67.3	68.1	67.6	230.30	30.29	6975.79
2006/11/17	13:08:00	1211.3	918.6	284.6	298.6	257.2	262.7	551.0	721.2	265.9	263.5	232.9	253.8	67.0	67.2	67.9	67.3	230.10	30.28	6967.43
2006/11/17	13:09:00	1211.6	919.0	284.6	297.2	257.4	262.7	550.9	693.3	265.6	263.5	233.1	253.8	67.6	67.2	69.1	66.8	230.20	30.28	6972.76
2006/11/17	13:10:00	1211.9	919.9	284.6	296.7	257.2	263.2	550.2	708.9	265.9	263.2	233.0	253.8	67.6	67.3	69.3	66.6	230.10	30.25	6960.53
2006/11/17	13:11:00	1211.8	919.6	284.4	297.9	257.7	262.4	550.5	672.9	265.8	263.4	233.0	253.7	67.7	67.3	69.3	67.2	230.10	30.25	6960.53
2006/11/17	13:12:00	1211.0	919.3	284.4	297.8	256.7	262.7	550.3	632.7	265.5	263.4	232.8	253.8	66.8	65.6	68.8	66.0	230.20	30.29	6972.76
2006/11/17	13:13:00	1210.9	921.2	284.4	297.2	256.7	262.1	551.2	694.3	265.0	262.4	233.1	253.8	67.8	65.2	68.8	65.6	230.20	30.28	6970.46
2006/11/17	13:14:00	1211.8	918.9	284.6	297.0	257.0	262.7	549.7	664.0	265.6	262.9	232.7	253.8	67.8	67.3	69.1	66.8	230.20	30.28	6970.46
2006/11/17	13:15:00	1212.6	919.4	284.6	297.3	257.0	262.9	548.6	710.8	265.4	262.7	232.9	253.8	68.6	67.3	69.1	66.8	230.20	30.29	6972.76
2006/11/17	13:16:00	1211.7	922.6	284.6	297.3	257.2	262.6	551.5	684.4	265.8	263.2	232.9	253.7	66.3	67.1	69.6	67.1	230.20	30.29	6972.76
2006/11/17	13:17:00	1210.7	921.5	284.4	298.4	256.9	262.1	549.9	691.2	265.1	262.9	233.0	253.8	67.0	66.4	68.1	65.8	230.20	30.29	6972.76
2006/11/17	13:18:00	1211.0	921.8	284.4	298.6	256.9	262.9	551.5	692.0	266.5	263.4	232.7	253.8	67.3	68.1	68.4	67.3	230.20	30.28	6972.76
2006/11/17	13:19:00	1210.8	919.0	284.8	296.7	257.0	262.4	550.3	651.4	266.5	263.8	232.6	253.9	67.5	69.0	67.5	68.2	230.10	30.28	6967.43
2006/11/17	13:20:00	1210.7	921.1	284.7	298.0	257.4	262.7	550.4	772.1	266.3	263.5	232.7	253.9	68.1	67.3	67.6	67.3	230.20	30.28	6970.46
2006/11/17	13:21:00	1211.7	918.7	284.7	296.1	257.9	262.6	551.0	710.1	266.4	263.9	232.8	253.9	67.6	67.7	68.1	67.5	230.20	30.29	6972.76
2006/11/17	13:22:00	1211.6	920.6	284.8	297.9	256.7	262.6	552.3	691.4	266.2	263.7	232.9	253.9	67.0	67.5	68.1	67.2	230.20	30.29	6972.76
2006/11/17	13:23:00	1211.6	921.4	284.8	298.0	257.0	262.9	552.7	756.8	266.4	263.9	233.0	254.0	67.2	68.2	67.9	67.5	230.20	30.29	6972.76
2006/11/17	13:24:00	1212.9	920.1	284.9	297.7	257.7	262.7	551.1	858.4	267.1	264.0	232.8	254.0	67.8	68.6	68.2	68.3	230.30	30.29	6975.79
2006/11/17	13:25:00	1211.5	920.6	284.8	298.5	257.4	262.9	551.5	720.2	266.1	264.0	233.0	254.0	67.6	67.5	67.5	66.2	230.20	30.29	6972.76
2006/11/17	13:26:00	1211.0	917.6	284.8	298.3	257.4	262.7	552.3	687.3	266.7	264.4	232.9	254.0	67.6	68.4	68.6	67.8	230.20	30.29	6972.76
2006/11/17	13:27:00	1211.4	920.4	284.9	297.9	256.7	262.9	552.3	684.8	266.4	264.0	233.1	254.0	67.6	67.9	69.3	67.7	230.20	30.29	6972.76
2006/11/17	13:28:00	1212.1	919.9	284.9	298.2	257.7	262.7	551.2	757.2	266.0	264.0	232.7	253.9	67.5	69.1	69.1	68.6	230.20	30.29	6972.76
2006/11/17	13:29:00	1211.9	920.0	284.9	297.7	257.7	263.0	551.5	803.1	266.0	263.9	233.0	254.0	68.2	67.8	68.6	67.5	230.20	30.29	6972.76
2006/11/17	13:30:00	1212.0	917.5	284.9	297.5	256.2	262.4	548.8	737.7	266.9	263.9	233.0	254.0	67.7	69.0	68.6	67.7	230.20	30.29	6972.76
2006/11/17	13:31:00	1211.9	917.5	284.9	298.1	256.2	262.7	550.9	748.8	266.9	264.2	232.9	254.0	68.2	68.4	68.2	68.3	230.20	30.28	6972.76
2006/11/17	13:32:00	1212.9	922.6	284.7	298.2	256.5	262.7	551.2	775.1	266.4	264.3	233.1	254.0	67.0	66.8	68.1	67.5	230.20	30.28	6972.76
2006/11/17	13:33:00	1213.6	916.4	284.8	297.3	256.4	262.7	550.7	792.5	266.3	263.9	233.2	254.0	67.5	67.0	67.9	67.2	230.30	30.28	6973.48
2006/11/17	13:34:00	1212.0	920.2	284.7	298.4	257.2	262.6	551.3	765.2	266.4	263.8	233.2	253.9	68.3	67.5	68.4	67.1	230.20	30.28	6970.46
2006/11/17	13:35:00	1211.9	917.4	284.8	297.8	256.7	262.6	550.0	711.8	265.7	263.8	233.2	253.9	68.3	66.3	68.6	67.1	230.30	30.29	6975.79
2006/11/17	13:36:00	1212.0	917.1	284.8	298.3	257.5	262.6	550.9	748.2	265.8	263.7	233.1	253.9	68.2	66.2	68.3	66.6	230.20	30.29	6972.76
2006/11/17	13:37:00	1211.9	921.7	284.6	297.5	256.9	262.7	551.5	713.7	266.3	263.7	233.1	253.9	68.3	67.5	67.9	67.1	230.20	30.29	6972.76
2006/11/17	13:38:00	1212.4	921.7	284.9	297.6	257.2	262.7	552.0	789.1	266.3	263.9	233.0	253.9	67.3	67.8	68.2	67.3	230.20	30.29	6972.76
2006/11/17	13:39:00	1211.4	920.4	284.4	298.3	256.9	262.9	552.3	682.5	266.4	264.2	233.0	253.8	67.5	67.5	67.8	67.3	230.20	30.28	6972.76
2006/11/17	13:40:00	1211.2	920.1	284.7	297.9	257.4	263.4	551.5	720.5</											

Heat Rise Test 1st Run

Date	Time	TC1	TC2	TC3	TC4	TC5	TC6	TC7	TC8	TC9	TC10	TC11	TC12	TC13	TC14	TC15	TC16	VDC	Amps	Watts
2006/11/17	13:42:00	1211.8	918.4	284.9	297.7	258.3	262.9	550.7	768.7	265.9	264.0	232.9	253.8	68.4	67.6	69.6	67.1	230.20	30.28	6972.76
2006/11/17	13:43:00	1213.5	917.5	284.9	297.5	256.7	262.9	550.8	794.1	266.6	263.9	233.1	253.8	68.8	67.2	69.3	67.3	229.90	30.27	6961.37
2006/11/17	13:44:00	1212.8	920.8	284.6	297.6	256.4	262.9	552.3	823.1	266.1	264.2	232.9	253.8	67.7	68.0	69.3	67.3	230.10	30.25	6966.58
2006/11/17	13:45:00	1212.5	920.8	284.9	297.9	256.9	263.0	553.7	788.5	266.5	264.0	232.9	253.8	68.0	67.8	68.6	67.0	230.10	30.28	6967.43
2006/11/17	13:46:00	1212.4	921.3	284.8	297.7	258.4	262.9	550.7	802.3	266.5	264.4	232.9	253.8	67.7	67.8	68.1	68.0	230.00	30.28	6964.40
2006/11/17	13:47:00	1211.3	920.2	284.9	298.4	257.5	262.7	550.0	775.5	266.3	264.4	233.1	253.9	67.8	66.8	68.3	67.1	230.00	30.27	6964.40
2006/11/17	13:48:00	1211.8	920.2	284.6	298.2	257.4	262.9	551.1	675.6	266.0	264.3	233.0	253.8	67.6	67.3	68.6	67.5	230.20	30.27	6970.46
2006/11/17	13:49:00	1211.4	920.4	284.8	297.5	257.2	262.9	553.9	724.3	266.2	264.2	233.2	253.8	67.5	66.6	68.8	67.1	229.50	30.23	6943.10
2006/11/17	13:50:00	1213.0	922.0	284.8	297.6	257.4	263.0	550.2	720.3	266.2	264.3	233.2	253.9	67.8	67.2	69.1	66.8	228.30	30.20	6928.91
2006/11/17	13:51:00	1210.9	921.8	284.8	298.9	257.0	262.7	551.9	655.3	266.6	264.2	233.4	253.9	68.4	67.3	69.5	67.6	230.00	30.25	6957.50
2006/11/17	13:52:00	1211.1	921.1	284.8	297.7	257.2	262.9	552.2	679.6	266.3	264.2	233.0	253.9	67.5	66.8	69.1	67.1	230.00	30.25	6957.50
2006/11/17	13:53:00	1211.4	921.0	284.9	297.3	257.5	262.9	551.9	701.4	265.4	263.9	233.1	254.0	68.0	67.6	68.3	67.1	228.80	30.22	6918.91
2006/11/17	13:54:00	1211.1	922.1	284.8	298.2	256.2	262.9	552.3	693.1	266.1	264.2	233.2	254.0	67.9	68.0	69.1	67.5	228.50	30.09	6902.65
2006/11/17	13:55:00	1210.4	920.1	284.9	297.8	257.4	262.9	550.2	727.0	266.4	264.2	233.1	254.0	68.0	67.8	68.6	67.5	229.90	30.20	6942.98
2006/11/17	13:56:00	1211.2	921.3	284.8	297.9	257.4	262.7	552.4	697.0	267.1	264.2	233.0	253.9	67.8	68.4	69.1	67.7	229.30	30.11	6917.98
2006/11/17	13:57:00	1211.4	917.6	284.7	298.3	256.2	262.9	552.4	743.5	266.9	264.3	233.1	253.9	67.3	68.2	68.6	68.0	229.20	30.05	6905.49
2006/11/17	13:58:00	1211.9	918.1	284.8	298.6	257.2	262.9	550.8	712.0	266.1	264.4	233.0	253.9	66.8	66.1	68.6	67.0	229.40	30.22	6932.47
2006/11/17	13:59:00	1211.9	919.6	284.8	298.1	257.8	262.7	552.0	790.4	267.1	264.4	233.0	253.9	67.0	67.1	68.4	67.1	227.50	29.98	6820.45
2006/11/17	14:00:00	1211.2	917.6	284.8	298.2	256.4	263.2	552.4	741.3	266.4	264.2	233.1	253.9	68.2	67.8	69.1	67.1	229.60	30.12	6927.03
2006/11/17	14:01:00	1211.4	921.0	284.4	297.9	257.2	262.9	552.7	702.8	266.5	264.0	233.2	253.9	67.3	66.8	68.6	67.1	229.40	30.12	6939.82
2006/11/17	14:02:00	1210.9	920.6	284.8	298.1	256.4	263.2	552.2	734.8	266.5	264.2	233.3	253.9	67.7	67.0	68.8	67.0	229.90	30.24	6952.18
2006/11/17	14:03:00	1212.2	920.0	284.8	297.4	257.2	262.9	552.6	733.8	266.8	264.3	233.1	253.9	67.6	67.8	68.8	67.3	229.30	30.17	6922.57
2006/11/17	14:04:00	1211.7	918.7	284.9	297.5	258.2	262.9	551.8	716.8	267.2	264.7	233.2	253.9	67.7	67.8	69.5	67.8	229.20	30.20	6936.94
2006/11/17	14:05:00	1211.2	921.1	284.9	297.9	256.9	262.7	552.6	716.8	266.6	264.7	233.2	254.0	67.1	67.1	67.9	67.3	228.50	30.05	6866.43
2006/11/17	14:06:00	1211.1	919.4	284.9	297.9	256.9	262.9	551.4	784.6	266.7	264.3	233.3	254.0	68.1	67.2	67.7	67.2	228.70	30.05	6878.45
2006/11/17	14:07:00	1211.3	921.6	284.9	297.9	257.4	262.7	551.8	688.6	266.5	264.4	233.5	254.1	67.7	65.7	68.2	66.6	227.50	29.97	6849.84
2006/11/17	14:08:00	1211.3	920.5	284.9	297.2	257.4	262.7	552.4	772.7	266.1	264.2	233.5	254.1	67.5	65.8	69.1	66.3	228.10	30.10	6892.90
2006/11/17	14:09:00	1210.4	922.6	284.8	298.6	257.7	262.9	550.0	774.8	266.8	264.3	233.4	254.0	67.8	66.2	69.3	66.3	229.00	30.07	6892.04
2006/11/17	14:10:00	1210.5	920.1	285.1	297.9	256.7	262.9	551.7	698.1	265.8	263.9	233.2	253.9	67.3	66.2	68.4	65.5	228.70	30.05	6886.16
2006/11/17	14:11:00	1210.6	921.3	284.9	298.0	257.2	262.7	551.4	720.1	266.0	263.9	233.1	253.9	66.6	67.0	68.0	67.0	228.10	30.00	6843.00
2006/11/17	14:12:00	1211.9	919.3	284.9	297.9	256.9	262.7	552.9	658.7	266.6	264.3	233.3	253.9	67.2	67.1	68.8	67.0	229.50	30.20	6933.20
2006/11/17	14:13:00	1211.8	919.6	284.9	298.3	256.2	262.4	551.1	738.7	265.9	264.3	233.2	253.9	67.6	65.7	67.9	66.8	230.00	30.26	6959.80
2006/11/17	14:14:00	1211.2	922.1	285.1	298.2	257.5	263.0	551.7	676.5	266.1	263.8	233.4	254.0	67.9	65.7	69.3	66.6	230.20	30.27	6971.18
2006/11/17	14:15:00	1211.9	920.4	284.9	297.3	257.2	263.2	552.3	703.8	266.0	264.0	233.6	254.0	67.7	65.4	68.8	66.0	229.70	30.26	6953.02
2006/11/17	14:16:00	1211.9	920.6	284.9	297.8	257.2	262.9	551.9	664.6	266.7	264.3	233.0	253.9	67.2	66.1	69.0	66.8	229.80	30.27	6958.34
2006/11/17	14:17:00	1210.7	918.9	284.8	298.4	257.0	262.9	551.5	642.4	266.8	264.3	233.1	253.9	66.6	66.8	67.5	67.3	229.50	30.03	6915.91
2006/11/17	14:18:00	1210.8	919.1	284.9	298.9	257.7	263.0	552.4	681.4	266.5	264.5	233.1	253.9	66.6	66.3	67.5	67.5	229.50	30.19	6928.61
2006/11/17	14:19:00	1210.6	921.8	284.9	298.5	257.2	262.7	550.7	661.8	266.1	263.9	233.2	253.9	67.3	65.6	68.6	66.4	230.00	30.23	6952.90
2006/11/17	14:20:00	1211.3	921.0	285.1	297.1	257.2	262.9	551.9	698.4	266.5	263.8	233.5	254.0	67.7	67.0	67.8	67.3	230.20	30.28	6970.46
2006/11/17	14:21:00	1212.5	918.1	284.8	298.6	255.9	263.0	550.9	673.3	266.5	264.2	233.2	254.0	68.3	67.3	67.8	67.0	229.10	30.15	6907.37
2006/11/17	14:22:00	1211.2	920.4	284.9	298.6	256.4	262.9	552.9	651.0	266.1	263.7	233.3	254.0	67.9	65.7	68.6	66.3	228.40	30.07	6867.99
2006/11/17	14:23:00	1211.1	917.4	285.1	297.8	256.2	262.9	551.8	758.3	266.4	264.0	233.2	254.0	67.0	67.5	67.6	67.0	228.50	30.09	6875.57
2006/11/17	14:24:00	1211.3	919.9	284.9	297.4	257.0	262.7	550.3	705.8	266.7	264.0	233.2	254.0	66.8	68.2	67.6	67.8	229.80	30.26	6958.34
2006/11/17	14:25:00	1211.3	919.9	284.8	298.0	257.2	262.7	551.4	772.5	266.4	264.3	233.0	254.0	67.8	67.3	67.9	67.0	230.00	30.23	6958.95
2006/11/17	14:26:00	1210.9	921.3	284.9	297.4	256.7	263.0	552.0	763.4	266.3	264.0	233.2	254.0	67.2	67.0	69.0	67.3	228.50	30.15	6900.70
2006/11/17	14:27:00	1211.4	917.9	285.1	297.8	257.5	262.6	552.4	737.9	266.6	264.0	232.8	254.0	67.7	67.0	69.1	68.1	228.50	30.07	6871.00
2006/11/17	14:28:00	1211.4	918.7	284.9	297.4	257.7	262.9	552.4	742.3	266.6	264.3	233.2	254.0	67.2	67.3	69.7	66.8	229.10	30.08	6900.49
2006/11/17	14:29:00	1211.1	922.4	285.1	298.1	257.5	262.7	551.5	712.8	266.7	264.3	233.2	254.0	66.6	68.3	68.4	66.4	228.70	30.13	6890.73
2006/11/17	14:30:00	1211.7	922.4	284.9	296.7	256.9	262.7	552.0	676.6	266.6	264.2	233.3	254.0	67.2	67.3	68.4	66.8	229.00	30.12	6897.48
2006/11/17	14:31:00	1211.5	922.0	284.9	297.4	256.9	263.2	553.4	724.5	266.6	264.0	233.3	253.9	68.4	66.2	67.6	67.3	229.70	30.06	6925.82
2006/11/17	14:32:00	1211.0	921.0	285.1	298.5	256.9	262.9	552.4	653.1	266.1	263.9	233.2	253.9	68.0	66.2	68.3	67.5	229.50	30.18	6929.33
2006/11/17	14:33:00	1211.7	921.0	284.9	297.3	256.9	262.9	551.7	740.4	266.7	263.8	233.0	253.9	67.6	66.6	68.6	67.6	229.00	30.17	6908.93
2006/11/17	14:34:00	1212.1	920.2	284.6	298.2	257.2	262.7	551.4	754.8	266.9	264.2	233.1	253.9	66.8	67.2	67.8	67.9	228.60	30.09	6878.57
2006/11/17	14:35:00	1211.6	920.6	285.1	298.8	256.9	262.9	552.0	697.6	266.4	264.4	233.1	253.9	67.1	67.9	67.7	67.6	230.10	30.27	6967.43
2006/11/17	14:36:00	1211.5	922.4	284.9	297.5	257.2	263.0	552.4	712.1</											

Heat Rise Test

1st Run

Date	Time	TC1	TC2	TC3	TC4	TC5	TC6	TC7	TC8	TC9	TC10	TC11	TC12	TC13	TC14	TC15	TC16	VDC	Amps	Watts
2006/11/17	14:38:00	1210.7	919.7	284.8	297.8	257.4	262.4	552.9	628.9	266.7	264.3	233.4	253.9	68.6	67.0	68.3	67.2	230.10	30.28	6967.43
2006/11/17	14:39:00	1210.7	920.2	284.9	298.5	257.2	263.4	552.3	682.5	266.9	264.2	233.2	254.0	68.6	67.5	69.3	67.3	230.00	30.26	6959.80
2006/11/17	14:40:00	1211.9	922.9	284.9	298.1	257.7	263.2	552.6	657.4	266.9	264.4	233.4	254.0	68.6	68.2	69.1	67.3	229.80	30.22	6951.45
2006/11/17	14:41:00	1211.2	919.1	285.1	297.8	257.4	263.2	552.6	709.5	266.5	264.4	233.2	253.9	67.9	66.8	69.3	67.2	228.70	30.12	6888.44
2006/11/17	14:42:00	1212.5	918.8	285.1	297.6	257.4	263.4	551.3	692.2	266.6	264.0	233.3	254.0	68.4	66.8	69.1	66.4	229.30	30.20	6924.86
2006/11/17	14:43:00	1212.9	919.0	285.1	298.1	256.5	263.4	552.9	718.7	266.8	264.3	233.4	254.0	68.6	66.8	69.9	66.8	229.80	30.25	6951.45
2006/11/17	14:44:00	1211.9	920.9	285.2	298.5	257.4	263.0	551.7	763.2	266.8	264.4	233.4	254.0	68.1	66.6	69.6	67.1	229.60	30.22	6938.51
2006/11/17	14:45:00	1211.9	919.3	285.1	296.8	257.7	263.2	551.1	729.1	266.6	263.8	233.4	253.9	68.4	66.6	69.0	66.4	229.50	30.21	6933.20
2006/11/17	14:46:00	1211.1	921.3	285.2	297.3	257.8	262.9	553.2	705.2	266.7	264.2	233.6	253.9	68.6	66.6	68.8	66.8	229.60	30.21	6936.22
2006/11/17	14:47:00	1211.1	921.5	285.2	297.2	258.0	263.0	552.0	668.8	266.1	264.0	233.4	253.9	68.4	66.8	69.1	67.3	229.50	30.19	6928.61
2006/11/17	14:48:00	1211.0	920.6	285.1	298.4	257.0	263.0	552.4	700.5	266.1	263.9	233.4	253.9	67.9	67.2	69.3	67.3	229.90	30.23	6949.88
2006/11/17	14:49:00	1211.5	919.4	284.9	297.9	257.0	262.9	552.9	719.2	266.1	263.9	233.3	253.9	67.9	67.1	69.0	67.2	228.60	30.07	6874.00
2006/11/17	14:50:00	1211.6	921.7	284.9	297.4	257.8	262.7	552.9	705.9	266.2	263.9	233.3	253.8	67.3	67.1	68.0	67.2	229.40	30.22	6932.47
2006/11/17	14:51:00	1211.9	921.8	285.2	297.0	257.7	263.2	552.4	688.9	266.4	263.8	233.4	254.0	68.3	67.3	69.1	67.1	229.70	30.24	6946.13
2006/11/17	14:52:00	1211.9	918.7	285.2	298.0	257.2	263.2	552.0	725.3	266.5	263.9	233.3	254.0	68.4	67.3	68.8	67.3	230.10	30.27	6965.13
2006/11/17	14:53:00	1211.9	919.6	285.1	298.1	257.2	263.2	551.8	720.3	266.5	263.8	233.2	254.0	67.1	66.4	69.1	67.8	229.80	30.23	6958.34
2006/11/17	14:54:00	1211.7	923.2	285.2	297.4	258.0	262.7	552.2	720.3	266.7	264.2	233.5	254.0	68.0	66.4	69.0	67.1	229.80	30.23	6946.85
2006/11/17	14:55:00	1211.4	921.1	285.1	297.1	257.2	262.9	552.2	729.4	266.1	263.9	233.4	253.9	68.0	67.0	68.0	67.2	229.90	30.23	6949.88
2006/11/17	14:56:00	1211.0	921.3	285.1	298.0	256.5	263.4	552.1	676.5	266.5	263.9	233.4	253.9	68.0	67.2	69.1	67.0	230.10	30.25	6963.55
2006/11/17	14:57:00	1211.0	921.4	285.1	297.6	257.4	262.9	552.4	675.4	267.0	264.2	233.2	253.9	67.3	67.0	68.3	67.7	229.50	30.23	6937.79
2006/11/17	14:58:00	1211.1	921.0	285.2	298.4	257.4	262.9	551.8	657.6	266.9	264.4	233.2	253.9	67.5	67.8	68.6	67.8	230.00	30.28	6966.70
2006/11/17	14:59:00	1210.9	920.9	285.1	298.9	257.9	262.7	551.6	643.5	266.3	264.4	232.9	253.9	67.7	66.8	67.8	67.0	230.10	30.25	6962.83
2006/11/17	15:00:00	1210.4	917.8	285.1	298.1	256.7	262.7	551.9	678.1	266.5	264.4	232.9	253.9	67.3	68.0	67.9	67.2	229.20	30.16	6912.67
2006/11/17	15:01:00	1211.9	920.7	285.1	298.0	257.0	263.2	552.0	679.3	266.3	264.2	233.1	253.8	68.4	67.8	68.8	67.6	230.10	30.27	6967.43
2006/11/17	15:02:00	1212.4	916.9	284.9	297.4	256.7	263.0	552.7	606.1	266.2	263.9	233.3	253.8	68.0	68.0	68.0	66.6	229.40	30.19	6925.59
2006/11/17	15:03:00	1211.9	918.9	285.1	298.5	257.4	263.2	552.9	686.5	267.0	264.2	233.1	253.9	68.0	67.2	68.4	68.0	229.50	30.23	6942.38
2006/11/17	15:04:00	1211.9	919.1	285.2	298.1	256.7	263.2	552.4	675.3	266.1	264.0	233.1	253.9	67.9	67.2	68.8	66.8	229.60	30.21	6940.81
2006/11/17	15:05:00	1211.6	921.1	285.2	297.3	257.2	262.4	551.4	625.4	266.2	264.2	233.3	253.9	68.1	67.5	69.1	67.1	230.00	30.26	6962.83
2006/11/17	15:06:00	1211.8	917.4	285.2	297.3	257.4	263.2	552.4	658.6	266.9	264.5	233.2	254.0	68.2	67.8	68.4	67.8	228.90	30.14	6899.05
2006/11/17	15:07:00	1212.1	920.4	285.2	296.8	257.4	263.2	552.2	668.2	266.7	264.6	233.2	254.0	68.6	67.2	69.0	68.4	230.10	30.23	6963.55
2006/11/17	15:08:00	1210.9	920.0	285.1	297.5	257.2	262.9	552.0	630.5	267.4	264.6	233.2	254.0	67.3	67.7	68.4	68.0	229.40	30.20	6927.88
2006/11/17	15:09:00	1211.1	918.3	285.2	297.9	257.8	262.7	551.1	596.9	266.6	264.2	233.3	254.0	67.3	66.8	68.6	67.7	229.00	30.20	6915.80
2006/11/17	15:10:00	1211.6	918.2	285.1	297.7	257.8	262.9	551.5	630.7	267.1	264.2	233.2	254.0	68.3	67.6	68.3	67.9	229.20	30.17	6914.96
2006/11/17	15:11:00	1211.7	920.4	285.2	298.5	257.4	263.2	552.2	657.3	266.8	264.2	233.3	253.9	68.4	67.5	68.6	67.7	230.00	30.27	6962.10
2006/11/17	15:12:00	1211.1	918.6	284.9	298.2	256.9	263.2	550.7	626.1	266.3	264.2	233.4	253.9	67.6	66.8	68.6	67.3	229.80	30.15	6937.52
2006/11/17	15:13:00	1211.3	920.2	285.1	298.3	256.9	263.0	551.9	649.5	266.7	264.2	233.3	253.9	67.2	67.5	67.8	68.3	229.90	30.25	6954.47
2006/11/17	15:14:00	1211.3	918.6	285.1	298.2	256.5	263.4	552.9	679.6	266.0	264.2	233.1	254.0	68.8	68.3	69.1	68.1	229.70	30.23	6943.83
2006/11/17	15:15:00	1210.9	918.4	285.2	298.6	257.4	263.2	553.1	672.2	266.7	264.4	233.4	254.0	68.4	68.3	68.2	67.9	228.90	30.16	6903.62
2006/11/17	15:16:00	1211.0	919.7	285.4	297.9	256.2	262.9	551.3	663.2	267.4	264.6	233.3	254.1	68.4	69.0	68.2	69.0	229.80	30.25	6951.45
2006/11/17	15:17:00	1210.5	921.7	285.4	298.5	256.2	263.0	552.1	638.6	266.4	264.6	233.3	254.0	69.1	68.6	69.0	68.4	229.70	30.25	6953.02
2006/11/17	15:18:00	1210.5	920.4	285.4	296.9	258.0	263.4	551.7	664.5	266.7	264.5	233.3	254.1	68.6	67.7	68.8	67.3	229.90	30.26	6961.37
2006/11/17	15:19:00	1211.3	919.7	285.4	298.5	257.4	263.4	553.2	634.9	267.2	264.8	233.4	254.1	67.1	68.2	69.3	68.8	229.70	30.22	6941.53
2006/11/17	15:20:00	1211.9	920.5	285.6	298.1	257.7	262.9	551.1	633.9	267.0	264.8	233.2	254.1	67.5	68.8	68.4	68.1	230.00	30.26	6959.80
2006/11/17	15:21:00	1212.2	919.4	285.4	298.4	258.0	263.0	550.3	667.2	267.4	265.1	233.4	254.1	68.1	68.8	69.1	68.8	229.80	30.25	6951.45
2006/11/17	15:22:00	1211.1	920.9	285.2	298.5	257.5	263.2	553.2	703.3	267.1	265.1	233.3	254.2	67.5	67.7	68.3	68.0	229.30	30.17	6917.98
2006/11/17	15:23:00	1211.4	917.5	285.4	298.6	257.0	263.0	551.8	642.3	267.3	264.9	233.4	254.2	67.7	67.1	68.3	67.5	229.80	30.26	6953.75
2006/11/17	15:24:00	1211.4	918.5	285.4	298.3	257.2	263.4	550.2	673.3	267.6	264.9	233.5	254.2	67.6	67.8	69.1	67.7	229.50	30.24	6942.38
2006/11/17	15:25:00	1211.0	918.7	285.4	298.0	257.4	263.2	552.6	624.9	266.9	264.9	233.5	254.2	67.6	67.8	68.4	67.3	229.90	30.23	6949.88
2006/11/17	15:26:00	1211.2	919.1	285.4	297.4	256.9	263.0	552.4	628.6	266.9	264.9	233.4	254.2	68.2	66.4	67.9	67.3	229.40	30.22	6937.06
2006/11/17	15:27:00	1211.1	921.7	285.4	298.6	257.0	263.2	552.6	651.6	266.9	265.2	233.4	254.1	67.9	68.3	69.1	68.3	228.80	30.12	6891.46
2006/11/17	15:28:00	1211.4	918.3	285.1	298.9	256.9	263.2	552.4	570.4	266.5	264.8	233.5	254.1	68.6	67.5	69.0	67.2	229.90	30.25	6954.47
2006/11/17	15:29:00	1212.5	917.4	285.4	297.3	258.2	263.7	552.9	656.9	267.0	264.4	233.4	254.1	68.0	67.7	68.8	67.6	228.80	30.13	6893.74
2006/11/17	15:30:00	1211.9	917.4	285.4	297.8	257.4	263.0	552.6	678.3	267.3	264.9	233.3	254.1	67.6	68.0	68.2	67.8	229.60	30.19	6931.62
2006/11/17	15:31:00	1211.4	919.6	285.6	298.1	257.5	263.2	551.4	639.4	267.0	265.0	233.5	254.2	68.0	68.0	68.0	67.9	227.80	29.98	6834.00
2006/11/17	15:32:00	1211.7	918.2	285.4	298.6															

Heat Rise Test 1st Run

Date	Time	TC1	TC2	TC3	TC4	TC5	TC6	TC7	TC8	TC9	TC10	TC11	TC12	TC13	TC14	TC15	TC16	VDC	Amps	Watts
2006/11/17	15:34:00	1210.8	920.8	285.4	298.6	257.4	263.2	551.7	689.7	267.4	265.2	233.5	254.3	68.4	68.1	69.1	68.2	229.40	30.21	6930.17
2006/11/17	15:35:00	1211.1	918.4	285.6	297.5	258.5	263.0	552.2	690.2	267.0	265.3	233.5	254.2	68.8	68.2	69.9	69.0	229.60	30.24	6943.10
2006/11/17	15:36:00	1210.6	922.6	285.4	298.0	257.9	263.2	553.4	682.0	267.3	264.9	233.5	254.2	68.3	69.0	69.7	68.1	229.60	30.21	6943.10
2006/11/17	15:37:00	1211.1	920.5	285.6	298.1	257.4	263.2	552.6	616.8	266.8	265.0	233.7	254.3	68.2	68.2	68.4	67.8	229.80	30.24	6949.15
2006/11/17	15:38:00	1210.8	922.7	285.4	298.4	258.5	262.6	551.8	632.2	266.9	265.2	234.0	254.3	69.1	67.0	69.5	67.8	230.10	30.27	6965.13
2006/11/17	15:39:00	1211.1	921.6	285.7	298.6	257.2	263.5	550.7	668.6	267.4	265.4	233.6	254.3	69.1	67.3	68.6	67.8	230.20	30.27	6968.15
2006/11/17	15:40:00	1212.4	919.4	285.7	296.7	257.0	263.2	553.2	698.6	267.1	265.3	233.5	254.3	68.8	68.8	69.1	68.0	229.70	30.23	6950.72
2006/11/17	15:41:00	1210.6	919.1	285.6	296.7	258.3	263.7	552.8	662.1	267.4	265.3	233.8	254.2	68.2	68.1	69.3	68.1	230.10	30.23	6955.92
2006/11/17	15:42:00	1210.7	920.6	285.4	298.0	258.7	263.4	552.8	596.6	267.4	265.4	233.5	254.2	68.3	67.6	69.7	68.3	230.20	30.27	6970.46
2006/11/17	15:43:00	1211.4	920.1	285.7	297.7	257.2	263.2	551.9	721.5	267.0	265.2	233.9	254.2	68.1	67.0	69.3	67.5	230.10	30.26	6965.85
2006/11/17	15:44:00	1211.8	920.4	285.4	298.1	257.0	263.2	551.9	700.6	267.9	265.2	233.7	254.2	68.2	67.5	68.2	68.3	229.60	30.21	6936.22
2006/11/17	15:45:00	1211.7	918.7	285.6	297.6	256.9	263.2	552.6	674.6	267.3	264.9	233.7	254.2	67.5	68.3	69.8	68.3	230.00	30.27	6962.10
2006/11/17	15:46:00	1211.9	918.9	285.7	298.3	256.7	263.4	552.6	624.4	266.6	265.1	233.6	254.2	67.2	66.8	68.4	67.9	229.40	30.21	6930.17
2006/11/17	15:47:00	1211.2	921.1	285.7	298.4	256.1	263.2	552.3	622.6	267.4	265.5	233.7	254.2	67.8	67.5	68.4	67.7	229.40	30.21	6930.17
2006/11/17	15:48:00	1211.0	916.9	285.6	298.0	257.7	263.4	551.7	584.4	267.4	264.9	233.5	254.2	67.7	67.7	68.8	67.6	229.80	30.21	6948.30
2006/11/17	15:49:00	1212.1	918.2	285.6	297.7	257.2	262.9	551.7	579.3	267.6	265.3	233.4	254.2	69.0	67.9	69.1	67.7	230.10	30.23	6958.95
2006/11/17	15:50:00	1211.9	920.6	285.6	298.3	256.7	263.4	552.6	628.5	267.3	265.1	233.6	254.2	68.8	67.8	68.3	67.6	230.10	30.14	6953.30
2006/11/17	15:51:00	1211.4	922.9	285.6	298.6	257.4	263.2	552.8	593.1	267.3	265.3	233.8	254.2	68.6	68.2	69.1	68.1	230.00	30.26	6959.80
2006/11/17	15:52:00	1211.0	920.4	284.9	297.9	257.0	263.2	552.4	657.8	267.0	264.8	233.8	254.2	68.8	68.1	68.4	67.1	229.80	30.23	6955.92
2006/11/17	15:53:00	1211.1	919.6	285.6	297.2	257.9	263.2	553.4	634.1	267.4	265.0	233.7	254.2	67.6	68.3	69.3	67.7	229.90	30.25	6956.77
2006/11/17	15:54:00	1210.1	920.9	285.4	298.0	257.2	263.2	552.1	630.5	267.3	265.4	233.6	254.2	67.0	67.3	68.6	68.8	229.20	30.17	6914.96
2006/11/17	15:55:00	1210.0	920.2	285.6	298.8	258.0	263.4	553.1	668.8	267.3	264.8	233.5	254.2	68.3	67.8	69.5	68.6	230.20	30.27	6970.46
2006/11/17	15:56:00	1211.2	918.5	285.4	298.2	256.5	263.2	552.4	676.4	267.4	265.1	233.7	254.1	68.1	66.4	69.1	67.6	229.40	30.21	6930.17
2006/11/17	15:57:00	1211.8	915.9	285.4	297.9	257.2	263.2	553.2	678.1	267.4	265.2	233.5	254.1	67.6	67.7	69.0	67.8	230.20	30.28	6970.46
2006/11/17	15:58:00	1212.5	918.8	285.4	297.1	258.0	262.9	552.2	643.6	267.4	265.1	233.7	254.1	68.3	67.5	68.8	67.7	230.00	30.27	6962.10
2006/11/17	15:59:00	1211.2	919.3	285.4	297.7	257.8	263.4	552.6	620.1	267.0	264.5	233.8	254.1	68.8	67.9	68.3	68.0	230.10	30.27	6967.43
2006/11/17	16:00:00	1210.7	920.4	285.2	297.8	257.4	263.2	552.1	624.6	267.3	264.8	233.7	254.1	69.3	68.1	68.6	68.8	229.70	30.27	6955.32
2006/11/17	16:01:00	1210.2	917.8	285.4	298.1	257.4	263.4	552.9	604.9	267.3	265.3	233.6	254.2	69.1	67.7	69.9	67.7	229.40	30.16	6927.88
2006/11/17	16:02:00	1210.1	920.5	285.2	298.5	258.2	263.2	553.2	613.7	266.9	265.4	233.7	254.2	67.8	67.7	69.5	68.0	229.50	30.21	6933.20
2006/11/17	16:03:00	1210.5	922.4	285.6	298.4	257.4	263.5	552.8	639.9	267.8	265.6	233.9	254.2	67.9	67.3	69.7	68.8	230.20	30.24	6961.25
2006/11/17	16:04:00	1210.4	919.9	285.6	298.2	258.5	263.5	552.0	641.4	267.9	265.4	233.7	254.2	68.6	68.1	70.6	68.6	230.10	30.24	6961.25
2006/11/17	16:05:00	1210.1	917.9	285.6	298.3	258.0	263.4	551.2	592.7	267.4	265.3	233.7	254.2	68.8	68.6	69.9	68.2	230.20	30.28	6970.46
2006/11/17	16:06:00	1209.9	919.6	285.6	297.9	258.0	263.4	552.9	627.4	267.7	265.6	233.5	254.3	68.3	68.2	69.7	69.3	229.50	30.25	6953.85
2006/11/17	16:07:00	1211.2	916.9	285.7	298.0	257.4	263.0	552.4	614.5	266.9	265.5	233.7	254.3	67.0	68.8	69.1	68.3	229.90	30.23	6949.88
2006/11/17	16:08:00	1211.7	921.2	285.4	298.1	257.2	263.4	552.1	612.3	267.7	265.4	233.8	254.3	67.9	68.8	68.8	67.9	230.20	30.28	6970.46
2006/11/17	16:09:00	1210.8	921.3	285.6	299.0	257.7	263.5	553.1	667.9	267.4	265.5	233.8	254.3	68.2	68.3	69.1	67.8	230.00	30.27	6962.10
2006/11/17	16:10:00	1210.6	916.7	285.6	299.0	257.4	263.2	552.4	630.1	267.6	265.4	233.8	254.3	68.0	68.4	69.5	67.9	230.10	30.27	6965.13
2006/11/17	16:11:00	1210.6	918.1	285.6	297.3	257.7	263.4	552.6	623.3	267.3	265.2	233.8	254.2	67.1	67.9	69.6	67.6	229.80	30.25	6951.45
2006/11/17	16:12:00	1211.7	919.7	285.4	297.6	258.2	263.2	552.2	591.8	267.0	265.1	234.0	254.1	68.0	67.2	68.6	67.1	230.00	30.28	6964.40
2006/11/17	16:13:00	1211.5	920.4	285.6	298.1	258.4	263.4	552.4	636.6	267.4	265.3	233.9	254.1	67.7	67.2	69.1	67.3	230.00	30.27	6962.10
2006/11/17	16:14:00	1211.2	918.3	285.4	297.8	258.2	263.2	553.4	603.8	267.1	265.1	233.9	254.1	67.8	67.5	69.5	67.3	230.20	30.26	6968.88
2006/11/17	16:15:00	1211.7	918.4	285.2	297.8	257.8	263.4	551.6	598.8	267.1	265.0	233.9	254.0	68.3	67.2	68.3	67.3	230.20	30.28	6970.46
2006/11/17	16:16:00	1210.9	920.9	285.2	298.2	257.8	263.4	553.9	599.9	267.3	265.0	233.8	254.0	68.3	67.7	69.5	68.3	230.10	30.26	6962.83
2006/11/17	16:17:00	1210.6	915.9	285.4	297.5	257.8	263.4	552.7	671.2	267.3	265.0	233.5	254.0	68.6	68.6	69.5	68.6	230.20	30.28	6970.46
2006/11/17	16:18:00	1211.1	917.5	285.4	297.9	258.0	263.4	551.9	620.4	267.6	265.7	233.6	254.1	68.1	66.8	69.3	68.1	229.50	30.23	6937.79
2006/11/17	16:19:00	1210.5	921.8	285.4	298.1	257.4	262.9	552.2	641.8	267.2	265.1	233.6	254.1	67.2	66.2	69.1	68.0	230.20	30.28	6970.46
2006/11/17	16:20:00	1210.2	919.4	285.4	297.8	258.2	263.2	551.0	710.3	267.3	265.0	233.5	254.0	67.5	67.1	68.3	67.6	230.10	30.27	6965.13
2006/11/17	16:21:00	1210.8	919.3	285.4	297.6	258.2	262.9	552.2	663.7	266.9	265.2	233.4	254.0	67.5	67.7	68.8	67.8	230.20	30.28	6970.46
2006/11/17	16:22:00	1209.7	920.2	285.6	299.3	257.7	263.2	552.3	692.3	266.8	264.8	233.7	254.1	68.1	68.6	69.3	66.6	230.10	30.28	6967.43
2006/11/17	16:23:00	1210.4	920.0	285.4	297.7	258.0	263.2	551.9	658.8	266.9	264.8	233.9	254.0	68.4	67.3	69.5	66.6	230.20	30.28	6970.46
2006/11/17	16:24:00	1210.6	919.9	285.4	297.9	257.7	263.2	551.2	670.4	266.5	264.3	233.5	254.1	67.3	67.7	69.1	67.0	229.00	30.14	6902.06
2006/11/17	16:25:00	1211.7	919.1	285.4	297.4	256.7	262.9	550.7	637.9	267.3	264.9	233.2	254.1	67.2	68.4	69.1	68.6	230.00	30.26	6959.80
2006/11/17	16:26:00	1211.9	918.6	285.4	297.8	257.0	263.2	551.5	655.3	267.3	264.6	233.5	254.1	68.4	68.8	68.8	68.0	230.10	30.22	6956.64
2006/11/17	16:27:00	1211.1	917.9	285.4	297.6	257.7	263.4	550.3	654.6	267.0	264.7	233.5	254.1	68.6	68.6	69.1	68.3	229.70	30.21	6943.83
2006/11/17	16:28:00	1210.5	919.4	285.4	298.2	258.2	262.9	551.1	641.1</											

Heat Rise Test

1st Run

Date	Time	TC1	TC2	TC3	TC4	TC5	TC6	TC7	TC8	TC9	TC10	TC11	TC12	TC13	TC14	TC15	TC16	VDC	Amps	Watts
2006/11/17	16:30:00	1212.4	916.0	285.4	297.2	257.9	263.4	551.2	606.4	267.2	264.8	233.6	254.1	67.8	67.6	69.1	68.0	230.00	30.22	6950.60
2006/11/17	16:31:00	1211.6	918.1	285.2	297.4	257.9	263.2	551.4	579.7	267.4	264.8	233.4	254.1	68.2	68.1	69.0	67.8	229.70	30.20	6936.94
2006/11/17	16:32:00	1212.0	919.4	285.4	297.8	258.0	263.2	551.7	544.4	267.0	265.3	233.6	254.1	68.3	67.6	68.8	67.5	230.00	30.26	6959.80
2006/11/17	16:33:00	1211.3	920.0	285.4	298.0	257.4	263.2	551.3	561.5	267.3	265.3	233.6	254.1	67.2	66.8	68.8	67.5	230.10	30.25	6960.53
2006/11/17	16:34:00	1211.2	921.4	285.4	298.2	256.9	263.2	552.6	633.3	267.7	265.0	233.4	254.1	67.3	67.2	69.1	67.6	230.20	30.27	6970.46
2006/11/17	16:35:00	1210.1	919.1	285.2	297.6	257.9	262.9	551.8	590.6	266.7	265.4	233.4	254.1	67.3	68.4	68.8	67.7	230.20	30.28	6970.46
2006/11/17	16:36:00	1210.4	920.5	285.4	298.6	257.7	262.9	551.8	592.4	267.3	265.3	233.5	254.1	67.2	68.0	69.3	67.7	230.20	30.25	6970.46
2006/11/17	16:37:00	1211.7	917.1	285.4	297.9	257.7	263.0	551.8	591.1	267.2	265.7	233.4	254.1	67.6	68.2	69.1	68.2	230.10	30.27	6969.73
2006/11/17	16:38:00	1209.8	917.6	285.2	297.9	257.4	263.4	549.1	625.3	266.8	265.2	233.8	254.2	68.6	67.9	69.8	67.3	230.00	30.28	6964.40
2006/11/17	16:39:00	1209.9	917.7	285.6	297.6	257.8	263.2	551.6	666.2	267.4	265.2	233.7	254.1	69.0	67.7	69.7	68.1	230.00	30.26	6962.10
2006/11/17	16:40:00	1210.6	918.5	285.6	298.1	258.2	263.2	551.1	650.3	267.3	265.1	233.6	254.1	68.6	67.7	69.6	68.1	229.80	30.24	6949.15
2006/11/17	16:41:00	1210.5	920.8	285.6	298.3	258.2	263.2	551.8	612.6	267.3	265.1	233.6	254.1	67.8	68.2	68.6	68.1	229.20	30.09	6896.63
2006/11/17	16:42:00	1210.2	920.5	285.7	298.2	257.4	262.9	551.9	621.6	266.9	265.5	233.5	254.1	67.1	67.8	68.8	68.6	229.30	30.25	6943.20
2006/11/17	16:43:00	1211.9	919.6	285.6	297.7	257.4	263.4	551.1	601.4	266.9	265.4	233.6	254.1	68.0	67.7	69.3	68.3	229.60	30.20	6938.51
2006/11/17	16:44:00	1210.4	918.9	285.4	298.3	257.5	263.2	552.4	546.3	267.3	265.1	233.6	254.2	67.7	68.1	68.4	67.5	229.20	30.19	6919.55
2006/11/17	16:45:00	1210.8	917.9	285.6	297.6	257.4	263.2	551.6	525.9	266.6	264.9	233.7	254.2	68.6	67.2	69.1	67.8	229.60	30.22	6940.81
2006/11/17	16:46:00	1210.1	920.0	285.6	297.9	256.5	263.4	551.4	528.8	267.3	264.9	233.8	254.2	67.3	67.8	69.6	67.7	229.40	30.20	6939.35
2006/11/17	16:47:00	1210.4	921.1	285.4	298.6	256.4	262.9	550.2	555.4	267.3	265.2	233.6	254.2	67.1	68.2	69.1	68.6	228.60	30.12	6885.43
2006/11/17	16:48:00	1210.4	917.2	285.4	298.6	257.4	263.4	550.2	536.3	267.4	265.1	233.7	254.2	68.1	67.9	69.6	67.7	228.90	30.18	6917.36
2006/11/17	16:49:00	1209.8	917.2	285.7	297.9	257.4	263.4	551.9	615.3	266.5	264.9	233.6	254.3	68.4	67.8	69.1	67.7	229.60	30.17	6927.03
2006/11/17	16:50:00	1209.7	918.1	285.6	297.9	257.0	263.2	550.2	600.3	267.2	265.7	233.7	254.3	67.9	68.6	69.7	68.6	229.20	30.19	6919.55
2006/11/17	16:51:00	1209.6	919.4	285.4	298.6	256.9	263.2	550.5	622.7	267.3	265.8	233.5	254.3	67.3	69.0	69.6	67.5	229.10	30.20	6934.86
2006/11/17	16:52:00	1210.1	919.3	285.4	298.8	257.5	263.4	551.6	589.8	267.4	265.2	233.6	254.2	67.2	68.1	68.8	67.5	230.20	30.28	6970.46
2006/11/17	16:53:00	1210.0	917.8	285.4	298.1	257.2	262.9	552.3	627.8	267.2	265.5	233.7	254.3	68.1	67.1	68.6	68.2	229.80	30.25	6951.45
2006/11/17	16:54:00	1210.8	917.1	285.6	297.5	257.7	262.9	551.9	615.5	267.7	265.6	233.6	254.3	67.6	66.3	69.1	67.3	229.20	30.19	6924.86
2006/11/17	16:55:00	1209.4	920.7	285.4	297.9	257.4	262.9	551.9	678.5	267.4	265.6	233.7	254.3	67.9	67.7	69.1	67.8	229.20	30.19	6919.55
2006/11/17	16:56:00	1209.4	919.6	285.7	298.9	257.7	262.9	552.9	607.3	267.4	265.1	233.7	254.2	67.8	67.7	69.1	67.6	229.30	30.20	6924.86
2006/11/17	16:57:00	1210.4	918.6	285.4	297.9	256.7	263.2	552.0	633.4	267.9	265.2	233.5	254.2	67.2	67.3	69.3	68.0	229.70	30.22	6944.56
2006/11/17	16:58:00	1211.8	918.8	285.7	298.6	257.8	263.4	552.8	606.1	267.2	264.9	233.8	254.2	68.8	66.8	69.9	67.7	229.60	30.22	6947.70
2006/11/17	16:59:00	1210.7	920.0	285.6	299.0	258.0	263.4	553.9	643.7	266.8	265.1	233.9	254.3	68.6	67.2	69.1	67.6	229.60	30.21	6939.24
2006/11/17	17:00:00	1210.0	919.4	285.4	298.4	256.4	262.4	551.1	595.6	267.8	265.4	233.6	254.2	67.6	67.6	68.8	67.6	229.70	30.19	6948.43
2006/11/17	17:01:00	1210.6	919.6	285.4	297.7	257.2	263.0	551.6	571.4	267.1	265.5	233.6	254.2	68.8	66.8	68.1	67.3	229.90	30.25	6954.47
2006/11/17	17:02:00	1209.6	920.5	285.4	297.9	257.7	263.0	551.4	551.5	266.7	265.4	233.6	254.2	68.4	67.3	68.0	67.7	229.50	30.19	6928.61
2006/11/17	17:03:00	1210.0	921.5	285.4	297.8	257.7	263.2	551.4	513.5	267.1	265.2	233.5	254.2	68.2	67.3	69.3	67.6	229.60	30.21	6938.51
2006/11/17	17:04:00	1210.0	917.9	285.4	297.7	257.9	262.7	551.7	493.2	267.2	265.0	233.5	254.2	67.6	67.1	68.3	67.2	229.70	30.17	6930.05
2006/11/17	17:05:00	1210.0	919.4	285.7	298.3	257.2	263.2	551.3	571.6	267.2	265.2	233.6	254.2	67.9	66.2	68.4	66.8	229.50	30.21	6933.20
2006/11/17	17:06:00	1209.1	919.1	285.6	298.1	257.2	262.9	551.6	596.7	267.2	265.3	233.7	254.2	67.7	67.7	68.6	66.8	230.10	30.26	6962.83
2006/11/17	17:07:00	1209.8	918.8	285.7	298.6	257.4	263.4	550.3	576.4	267.2	265.2	233.6	254.2	67.8	67.3	68.6	67.9	230.00	30.26	6959.80
2006/11/17	17:08:00	1210.8	918.9	285.2	297.5	257.2	263.2	550.7	617.9	267.4	265.4	233.6	254.2	67.1	67.1	67.9	67.6	229.70	30.14	6923.16
2006/11/17	17:09:00	1210.4	918.5	285.9	299.0	257.9	263.4	551.6	586.7	267.9	266.1	233.6	254.3	67.0	68.1	68.8	68.8	229.80	30.27	6956.05
2006/11/17	17:10:00	1210.5	918.1	285.7	299.0	257.4	263.4	550.4	538.4	267.9	266.2	233.6	254.4	66.6	68.1	68.6	67.8	229.20	30.25	6942.47
2006/11/17	17:11:00	1210.2	920.1	285.7	299.1	257.4	263.2	551.3	628.0	267.3	265.5	233.8	254.4	67.2	66.8	68.6	67.2	230.20	30.28	6970.46
2006/11/17	17:12:00	1210.9	920.0	285.7	298.2	257.5	263.0	550.9	510.1	267.0	265.6	233.8	254.5	67.5	67.1	68.6	66.6	229.50	30.22	6944.67
2006/11/17	17:13:00	1210.8	916.4	285.7	297.8	258.4	263.5	552.4	570.5	267.2	265.2	233.9	254.4	67.6	67.3	69.1	67.3	229.60	30.20	6933.92
2006/11/17	17:14:00	1210.9	920.5	285.7	298.0	257.4	263.2	551.4	605.6	267.4	265.6	233.8	254.4	68.0	67.5	68.3	67.6	229.10	30.18	6914.24
2006/11/17	17:15:00	1210.5	917.8	285.7	298.1	257.0	263.7	552.2	514.2	267.1	265.3	233.6	254.4	66.8	67.7	69.1	67.7	230.10	30.28	6969.73
2006/11/17	17:16:00	1211.3	920.2	285.7	298.3	258.3	263.4	552.0	569.5	266.6	265.5	233.8	254.4	67.5	67.3	68.8	67.3	229.80	30.28	6958.34
2006/11/17	17:17:00	1210.5	919.3	285.7	297.6	258.3	263.2	552.8	605.1	267.4	264.9	234.0	254.3	67.2	66.8	69.1	67.2	230.10	30.25	6965.13
2006/11/17	17:18:00	1210.4	921.3	285.7	298.5	257.2	263.4	551.4	542.2	267.4	265.0	234.1	254.3	67.6	67.0	67.8	67.0	230.10	30.27	6967.43
2006/11/17	17:19:00	1209.8	917.6	285.6	297.7	258.0	263.2	550.8	572.7	267.8	265.0	233.4	254.3	66.8	67.2	67.8	67.0	229.90	30.25	6954.47
2006/11/17	17:20:00	1211.0	916.3	285.6	297.6	257.7	263.2	550.9	624.3	267.7	265.4	233.7	254.3	67.0	67.2	67.3	67.0	229.90	30.24	6952.18
2006/11/17	17:21:00	1210.1	922.4	285.6	298.8	256.7	263.0	550.8	596.1	267.2	265.5	233.7	254.3	67.3	67.8	68.1	67.0	230.00	30.25	6963.55
2006/11/17	17:22:00	1210.7	920.2	285.7	298.3	257.5	263.0	552.4	603.3	266.4	265.1	233.9	254.3	67.0	67.0	68.2	67.1	230.20	30.26	6965.85
2006/11/17	17:23:00	1209.4	917.1	285.7	298.3	257.9	263.5	551.3	605.1	267.2	265.0	233.8	254.3	67.0	67.0	68.8	67.0	230.10	30.26	6967.43
2006/11/17	17:24:00	1209.6	917.6	285.7	298.6	256.7	263.0	550.7												

Heat Rise Test 1st Run

		TC1	TC2	TC3	TC4	TC5	TC6	TC7	TC8	TC9	TC10	TC11	TC12	TC13	TC14	TC15	TC16	VDC	Amps	Watts
Date	Time																			
2006/11/17	17:26:00	1209.1	918.4	285.9	299.0	256.9	263.0	552.4	504.8	267.4	265.4	233.8	254.4	67.3	65.2	68.6	66.0	230.20	30.27	6968.15
2006/11/17	17:27:00	1209.1	918.3	285.4	298.3	256.5	263.0	550.7	486.2	265.9	264.7	233.8	254.4	66.4	65.7	67.5	65.1	230.20	30.27	6972.76
2006/11/17	17:28:00	1209.6	918.3	285.4	298.0	257.0	263.0	552.4	550.0	267.8	265.2	233.7	254.3	66.6	67.0	67.8	66.8	230.10	30.28	6967.43
2006/11/17	17:29:00	1209.7	920.5	285.7	298.6	257.8	263.2	552.4	597.0	267.4	265.3	233.5	254.4	67.8	67.0	68.4	67.1	229.90	30.26	6956.77
2006/11/17	17:30:00	1211.2	918.8	285.6	297.2	257.8	263.4	550.3	613.4	267.8	265.6	233.6	254.4	66.3	66.6	68.6	66.6	229.70	30.24	6946.13
2006/11/17	17:31:00	1210.7	918.9	285.7	298.4	257.2	263.4	552.1	615.4	267.2	265.3	233.7	254.4	66.8	65.9	68.6	65.9	229.70	30.21	6939.24
2006/11/17	17:32:00	1210.1	916.6	285.6	298.4	258.0	262.9	552.6	552.3	267.4	265.6	233.7	254.5	67.2	66.0	67.2	66.0	230.20	30.28	6970.46
2006/11/17	17:33:00	1210.4	916.4	285.7	298.1	257.4	263.4	551.8	677.1	267.8	265.6	233.6	254.6	67.7	66.6	67.3	66.8	229.60	30.21	6936.22
2006/11/17	17:34:00	1210.1	917.1	285.9	299.1	258.4	263.4	551.7	648.7	268.2	265.8	234.0	254.6	67.7	66.2	67.8	66.8	230.20	30.28	6970.46
2006/11/17	17:35:00	1210.1	919.3	285.7	297.8	258.2	263.5	553.4	581.8	267.9	265.7	234.0	254.5	68.2	66.6	68.2	67.1	230.20	30.28	6970.46
2006/11/17	17:36:00	1210.6	919.1	285.4	298.6	257.8	263.0	553.2	656.3	267.9	265.8	234.0	254.4	66.0	66.6	68.1	66.3	230.20	30.28	6972.76
2006/11/17	17:37:00	1209.9	920.0	285.9	298.9	257.4	263.5	553.1	698.4	267.4	265.7	234.1	254.4	67.2	66.3	68.6	66.1	230.10	30.26	6965.13
2006/11/17	17:38:00	1209.8	918.9	285.9	298.5	257.8	263.2	552.9	671.1	267.8	265.5	233.9	254.4	66.8	67.7	68.2	66.1	230.10	30.27	6965.13
2006/11/17	17:39:00	1210.1	919.3	285.9	299.1	257.7	262.9	553.7	686.8	267.2	265.6	233.8	254.4	67.0	66.6	67.9	67.3	230.20	30.28	6970.46
2006/11/17	17:40:00	1210.2	920.8	285.9	297.7	256.7	263.7	553.9	646.8	267.9	266.0	233.9	254.5	66.4	66.6	69.1	66.6	230.10	30.26	6965.85
2006/11/17	17:41:00	1209.6	918.7	285.9	297.8	256.4	262.9	553.1	489.5	267.9	266.0	233.8	254.5	65.6	66.6	68.2	66.1	230.20	30.24	6967.30
2006/11/17	17:42:00	1210.4	918.8	285.9	298.6	257.4	263.4	552.6	645.2	267.4	266.0	233.8	254.5	65.5	66.3	67.8	66.8	230.10	30.23	6961.97
2006/11/17	17:43:00	1210.1	918.3	285.9	299.1	257.7	263.7	552.7	612.9	267.7	265.7	234.2	254.5	66.8	66.8	68.2	67.1	230.00	30.28	6964.40
2006/11/17	17:44:00	1210.9	917.7	286.0	297.9	257.7	263.7	553.2	605.1	267.9	265.6	233.9	254.5	67.7	67.2	68.4	67.0	230.20	30.28	6970.46
2006/11/17	17:45:00	1211.2	919.7	285.7	298.4	258.6	263.4	553.9	601.2	267.7	265.6	233.9	254.5	67.3	67.2	67.5	67.0	230.10	30.27	6965.13
2006/11/17	17:46:00	1209.7	920.0	285.9	298.4	257.8	263.2	552.9	545.7	267.9	265.6	233.9	254.4	67.1	66.8	67.8	67.1	230.10	30.28	6967.43
2006/11/17	17:47:00	1209.9	918.8	285.7	298.1	257.5	263.7	553.4	482.5	267.9	265.9	233.8	254.4	66.3	66.8	68.2	66.3	230.20	30.28	6972.76
2006/11/17	17:48:00	1209.9	921.3	285.7	298.8	258.4	263.4	552.9	606.9	267.9	265.6	234.0	254.4	66.8	66.8	67.7	66.4	230.20	30.28	6970.46
2006/11/17	17:49:00	1210.1	919.7	285.9	298.4	258.0	263.0	552.4	510.9	267.9	265.6	234.1	254.5	67.0	66.4	67.7	66.2	230.20	30.28	6970.46
2006/11/17	17:50:00	1209.3	919.3	285.7	298.9	257.9	263.7	553.5	630.7	267.8	265.7	233.9	254.4	66.4	66.6	67.9	67.7	230.20	30.28	6972.76
2006/11/17	17:51:00	1209.1	919.9	285.9	299.1	256.4	262.7	553.5	467.8	267.1	265.4	233.8	254.4	66.4	64.8	68.1	65.6	230.20	30.26	6968.88
2006/11/17	17:52:00	1209.1	920.0	285.9	298.4	257.7	262.9	553.7	509.2	267.1	265.3	233.9	254.4	67.3	65.1	68.0	65.7	229.70	30.23	6943.83
2006/11/17	17:53:00	1210.1	916.9	285.9	298.8	258.2	263.5	552.8	503.5	267.4	265.5	233.8	254.4	65.7	65.8	68.0	65.9	230.10	30.28	6970.46
2006/11/17	17:54:00	1209.6	919.9	285.9	299.3	257.4	263.2	554.0	477.2	267.9	265.7	233.9	254.6	65.8	66.8	67.5	67.0	230.10	30.27	6965.13
2006/11/17	17:55:00	1210.1	917.4	286.2	299.3	257.7	263.7	553.9	477.2	267.9	265.9	233.9	254.6	67.1	66.6	68.1	66.1	230.10	30.27	6967.43
2006/11/17	17:56:00	1209.6	918.1	286.0	299.4	257.2	263.0	554.0	512.0	268.1	266.1	234.1	254.6	66.8	66.8	67.8	66.8	230.10	30.27	6965.13
2006/11/17	17:57:00	1209.4	916.4	286.0	299.1	258.4	263.5	552.7	512.0	267.9	265.7	234.0	254.7	66.0	66.6	67.8	66.8	230.00	30.19	6946.72
2006/11/17	17:58:00	1210.2	919.6	286.2	298.6	258.6	263.5	552.9	598.0	267.9	265.9	234.2	254.7	67.3	65.7	68.0	66.6	230.10	30.27	6965.13
2006/11/17	17:59:00	1210.2	918.8	286.0	299.6	257.5	263.7	552.0	590.8	267.0	265.9	234.2	254.7	67.1	66.3	67.2	65.9	230.10	30.27	6965.13
2006/11/17	18:00:00	1209.6	918.9	285.9	298.3	257.7	263.2	553.1	654.2	267.8	265.9	234.0	254.6	65.9	66.4	67.2	66.0	230.10	30.26	6965.13
2006/11/17	18:01:00	1211.4	917.2	285.9	298.6	258.4	263.2	552.1	631.4	267.8	265.9	234.1	254.6	66.8	66.6	67.6	65.7	230.10	30.27	6965.13
2006/11/17	18:02:00	1211.9	917.4	285.9	299.3	258.4	263.4	552.6	595.1	267.7	265.7	234.2	254.6	67.1	65.9	68.3	65.5	230.00	30.25	6957.50
2006/11/17	18:03:00	1210.4	920.0	286.2	299.4	256.9	263.7	554.9	572.7	267.8	265.7	234.2	254.6	66.3	66.8	67.3	65.7	230.10	30.26	6965.85
2006/11/17	18:04:00	1210.8	918.9	285.9	298.9	257.9	263.4	552.3	563.7	268.4	266.1	234.1	254.6	66.1	66.8	67.7	66.8	230.20	30.27	6968.15
2006/11/17	18:05:00	1210.2	921.2	285.9	297.8	257.5	263.4	552.3	532.6	267.7	265.9	234.1	254.6	65.9	66.6	68.0	66.4	230.00	30.26	6962.10
2006/11/17	18:06:00	1210.0	917.5	285.9	298.4	258.0	263.8	553.4	504.7	267.2	265.8	233.9	254.6	65.7	65.9	67.1	65.9	230.10	30.24	6961.25
2006/11/17	18:07:00	1210.0	915.6	285.9	298.4	257.7	263.2	552.8	530.4	266.8	265.5	234.0	254.6	67.5	65.7	67.8	64.6	230.10	30.27	6965.13
2006/11/17	18:08:00	1210.7	915.6	286.0	298.4	258.3	263.2	552.4	566.5	267.2	265.3	233.9	254.5	67.2	65.6	67.7	65.4	230.10	30.27	6968.15
2006/11/17	18:09:00	1211.0	919.4	286.0	298.9	257.4	263.2	553.4	487.2	267.6	265.6	233.9	254.5	66.3	66.4	68.0	65.7	229.90	30.26	6956.77
2006/11/17	18:10:00	1209.4	920.2	286.0	298.8	256.9	263.4	554.5	459.0	267.9	265.7	233.8	254.5	66.8	66.6	67.3	65.8	230.10	30.27	6965.13
2006/11/17	18:11:00	1209.1	920.6	285.9	297.9	257.5	263.5	553.7	467.8	267.3	265.7	233.8	254.5	66.8	66.4	67.5	65.7	229.60	30.24	6943.10
2006/11/17	18:12:00	1209.8	917.9	285.9	297.8	257.4	263.5	554.2	519.4	267.3	265.5	233.9	254.5	67.3	66.6	68.3	65.7	230.20	30.26	6968.15
2006/11/17	18:13:00	1209.9	918.4	285.9	298.2	256.4	263.4	552.9	596.9	267.9	265.9	234.0	254.6	66.8	66.4	67.8	66.1	230.20	30.27	6970.46
2006/11/17	18:14:00	1209.7	918.1	285.9	298.5	258.3	263.4	552.7	515.1	267.6	265.8	233.9	254.6	66.3	65.9	67.8	66.6	229.80	30.23	6958.95
2006/11/17	18:15:00	1210.6	920.1	285.9	298.0	257.8	263.5	553.2	487.7	267.6	265.9	234.1	254.5	66.4	66.3	68.1	66.2	229.80	30.24	6949.15
2006/11/17	18:16:00	1209.8	917.5	286.0	297.8	258.0	263.4	553.2	453.3	267.3	265.4	233.9	254.5	67.3	67.1	68.3	65.9	230.20	30.28	6970.46
2006/11/17	18:17:00	1210.1	919.9	285.9	297.8	258.0	263.4	553.4	545.6	267.4	265.1	233.9	254.5	67.3	66.1	68.0	65.4	229.70	30.23	6950.72
2006/11/17	18:18:00	1209.0	920.2	285.6	298.3	257.8	263.2	551.2	563.6	267.2	265.4	234.1	254.5	67.3	66.0	67.8	66.3	230.10	30.26	6965.85
2006/11/17	18:19:00	1209.0	918.1	285.7	298.8	257.0	263.2	552.8	521.2	267.1	265.0	234.1	254							

Heat Rise Test 1st Run

Date	Time	TC1	TC2	TC3	TC4	TC5	TC6	TC7	TC8	TC9	TC10	TC11	TC12	TC13	TC14	TC15	TC16	VDC	Amps	Watts
2006/11/17	18:22:00	1210.4	911.1	285.9	298.8	255.9	262.9	550.2	507.0	266.9	264.9	233.9	254.4	65.6	63.9	66.8	65.6	229.80	30.26	6953.75
2006/11/17	18:23:00	1209.4	919.0	285.7	297.8	255.7	262.6	553.7	545.4	267.6	264.9	233.7	254.4	65.3	64.2	66.8	65.2	230.00	30.26	6959.80
2006/11/17	18:24:00	1210.2	916.1	285.6	297.5	256.9	262.4	553.2	505.8	266.9	264.3	233.7	254.4	66.6	65.8	67.3	64.3	230.10	30.24	6958.22
2006/11/17	18:25:00	1210.0	920.7	285.6	297.6	257.4	262.6	552.9	481.1	267.1	264.5	233.9	254.3	66.3	65.7	67.8	64.2	230.10	30.25	6962.83
2006/11/17	18:26:00	1210.1	917.4	285.7	298.4	256.9	263.0	553.7	507.0	267.1	264.9	233.7	254.4	66.8	65.5	67.2	65.7	229.70	30.26	6950.72
2006/11/17	18:27:00	1209.6	919.0	285.9	298.6	257.4	263.4	553.7	488.2	267.1	264.9	233.7	254.4	66.6	65.7	67.3	66.2	230.00	30.25	6957.50
2006/11/17	18:28:00	1209.9	920.4	285.9	298.5	256.2	263.2	553.2	466.7	267.9	265.3	233.6	254.4	65.7	65.5	67.3	65.7	230.00	30.26	6959.80
2006/11/17	18:29:00	1209.8	918.7	285.9	297.4	257.5	263.0	553.9	443.1	266.8	265.4	233.9	254.4	66.3	65.3	67.7	64.6	230.00	30.27	6962.10
2006/11/17	18:30:00	1210.0	920.4	285.7	298.5	257.2	262.9	553.5	491.2	267.1	265.2	233.8	254.5	65.9	65.6	67.6	64.6	230.20	30.27	6970.46
2006/11/17	18:31:00	1210.1	919.6	285.7	296.2	257.5	262.7	555.5	470.7	267.9	265.3	233.9	254.6	66.3	66.2	67.5	65.3	230.20	30.27	6970.46
2006/11/17	18:32:00	1209.3	919.4	286.0	298.9	256.4	262.9	554.3	517.2	267.9	265.5	234.0	254.6	65.5	65.6	67.0	64.6	230.20	30.28	6970.46
2006/11/17	18:33:00	1208.7	920.7	286.0	299.1	257.8	263.2	555.3	504.0	267.6	265.4	233.8	254.6	65.0	65.6	66.8	65.2	230.20	30.28	6970.46
2006/11/17	18:34:00	1208.6	918.2	285.9	298.1	257.0	263.2	552.4	444.5	267.6	265.3	233.7	254.5	65.9	65.7	67.6	65.8	230.10	30.26	6968.15
2006/11/17	18:35:00	1209.1	919.1	285.9	298.8	257.0	262.9	553.7	448.9	267.3	265.4	233.9	254.5	66.0	67.0	67.0	65.9	230.10	30.28	6969.73
2006/11/17	18:36:00	1209.6	919.1	286.2	298.2	257.4	263.2	554.3	423.7	267.7	265.4	233.7	254.4	64.8	64.4	66.8	65.7	229.70	30.23	6943.83
2006/11/17	18:37:00	1209.9	919.4	286.0	298.4	256.7	263.2	553.2	451.9	267.9	265.5	233.7	254.4	65.5	64.8	66.1	65.5	230.10	30.27	6965.13
2006/11/17	18:38:00	1209.9	919.6	286.2	298.5	256.5	262.9	553.2	472.0	267.9	266.0	233.6	254.4	65.7	66.8	67.2	66.2	229.30	30.19	6922.57
2006/11/17	18:39:00	1209.9	916.9	285.9	297.3	256.4	262.7	554.0	465.9	267.6	265.7	233.6	254.4	66.3	65.7	66.8	66.6	230.10	30.24	6962.83
2006/11/17	18:40:00	1210.0	920.9	286.2	298.4	257.7	262.9	552.4	513.1	267.0	265.5	233.9	254.4	66.2	65.2	67.3	64.1	229.80	30.26	6953.75
2006/11/17	18:41:00	1210.4	915.3	285.9	298.6	257.2	263.4	552.8	458.3	267.4	265.2	234.0	254.4	65.8	65.4	67.1	64.0	230.00	30.26	6959.80
2006/11/17	18:42:00	1209.4	916.9	285.9	298.1	257.7	262.9	553.1	462.0	267.7	265.5	234.0	254.4	66.0	65.3	67.1	65.1	229.80	30.23	6949.15
2006/11/17	18:43:00	1208.9	918.8	286.0	298.3	255.7	263.2	552.8	464.5	267.3	265.1	233.9	254.4	65.0	65.4	67.6	65.1	229.90	30.24	6952.18
2006/11/17	18:44:00	1209.8	917.4	286.2	299.0	255.7	262.9	553.7	523.5	268.2	265.6	233.7	254.5	65.5	66.4	67.1	65.4	230.00	30.19	6952.76
2006/11/17	18:45:00	1211.0	917.6	286.0	298.2	257.5	262.7	553.4	514.5	267.1	265.2	233.7	254.5	65.6	64.3	66.8	64.8	229.90	30.22	6956.64
2006/11/17	18:46:00	1208.9	920.6	286.0	298.6	257.2	263.4	552.7	447.9	267.6	265.6	234.1	254.5	65.3	65.9	66.8	65.4	230.20	30.28	6970.46
2006/11/17	18:47:00	1210.4	919.1	286.2	298.0	257.4	263.2	554.5	564.2	267.7	265.3	234.1	254.5	65.4	65.2	67.3	64.2	230.20	30.27	6970.46
2006/11/17	18:48:00	1209.7	917.8	286.2	298.3	257.9	263.4	552.7	566.4	267.1	265.6	234.1	254.6	65.4	65.4	67.3	63.9	230.20	30.27	6968.15
2006/11/17	18:49:00	1208.4	919.6	286.0	298.5	256.9	263.4	553.9	476.5	267.2	265.5	234.1	254.6	66.6	65.3	68.0	65.4	229.20	30.14	6908.09
2006/11/17	18:50:00	1208.6	919.7	286.2	298.9	257.0	263.4	553.5	488.2	267.2	265.4	234.1	254.5	65.3	65.3	67.3	65.4	230.20	30.28	6970.46
2006/11/17	18:51:00	1209.9	916.4	286.2	298.0	256.5	263.2	552.9	570.0	267.4	265.2	234.0	254.5	65.7	65.6	67.5	65.4	229.50	30.22	6935.49
2006/11/17	18:52:00	1211.0	917.7	286.2	297.9	257.8	263.2	554.4	579.0	267.0	264.8	233.9	254.5	66.6	65.5	67.3	64.8	229.90	30.20	6955.06
2006/11/17	18:53:00	1209.6	917.6	286.0	298.2	257.2	263.2	553.2	545.1	267.1	265.2	233.8	254.4	66.4	65.8	67.3	65.1	230.20	30.27	6970.46
2006/11/17	18:54:00	1209.1	919.6	286.0	298.6	257.7	263.2	553.5	520.0	267.0	264.9	233.7	254.4	66.2	65.2	67.2	64.8	229.70	30.20	6936.94
2006/11/17	18:55:00	1208.7	919.9	286.0	298.2	257.2	262.9	552.4	510.7	266.7	264.7	233.9	254.4	66.1	65.1	67.2	65.4	229.70	30.19	6934.64
2006/11/17	18:56:00	1209.6	917.8	285.9	297.9	257.0	262.9	552.9	477.6	266.4	264.7	233.8	254.3	65.7	64.6	66.0	64.3	230.10	30.22	6959.67
2006/11/17	18:57:00	1209.6	919.9	285.9	298.2	257.2	263.2	552.9	446.3	267.1	264.7	233.8	254.3	65.7	65.6	67.2	64.4	230.00	30.25	6957.50
2006/11/17	18:58:00	1210.1	919.1	285.7	298.1	256.9	262.7	552.4	469.1	266.9	264.8	233.8	254.3	65.5	65.2	66.3	64.4	229.00	30.22	6920.38
2006/11/17	18:59:00	1208.9	919.4	285.9	298.1	257.2	262.9	553.5	471.7	266.7	264.8	234.0	254.3	65.3	65.0	66.0	63.3	230.20	30.19	6955.78
2006/11/17	19:00:00	1208.9	919.6	286.0	298.3	256.9	262.6	553.7	421.4	267.1	264.8	233.9	254.3	66.0	65.2	65.8	63.7	230.00	30.26	6959.80
2006/11/17	19:01:00	1209.4	918.1	285.6	298.1	257.7	262.9	553.9	527.3	267.2	264.9	233.7	254.3	65.5	65.1	66.0	64.6	229.90	30.26	6963.67
2006/11/17	19:02:00	1207.6	919.0	285.9	298.2	257.9	262.9	553.7	485.2	267.2	265.0	233.9	254.3	66.0	65.2	66.6	64.6	229.30	30.21	6927.15
2006/11/17	19:03:00	1208.9	919.3	285.9	297.6	256.7	262.7	553.9	534.9	267.6	265.0	233.8	254.4	66.0	65.5	67.0	65.4	230.20	30.23	6958.95
2006/11/17	19:04:00	1208.2	921.2	286.2	299.1	257.4	263.4	554.5	534.7	267.4	264.8	234.0	254.4	66.3	65.0	67.1	64.8	229.60	30.23	6940.81
2006/11/17	19:05:00	1208.6	919.6	286.2	298.1	257.4	263.4	553.7	484.1	267.1	264.8	234.0	254.5	66.2	64.1	67.0	63.6	229.80	30.23	6946.85
2006/11/17	19:06:00	1208.9	919.3	286.0	298.0	257.2	263.4	552.4	461.9	267.1	264.7	234.0	254.5	65.8	64.4	67.0	64.8	229.60	30.21	6936.22
2006/11/17	19:07:00	1209.9	918.9	285.9	298.1	256.7	263.2	554.0	457.5	267.8	264.8	233.9	254.5	64.6	65.8	67.3	64.6	229.60	30.14	6920.14
2006/11/17	19:08:00	1209.6	916.6	285.9	297.7	256.4	263.4	553.7	533.7	267.1	264.7	233.7	254.5	65.6	65.3	67.3	64.4	230.10	30.26	6967.43
2006/11/17	19:09:00	1209.1	918.3	286.2	297.6	257.7	263.4	553.5	491.7	267.1	264.7	234.0	254.4	65.9	65.1	66.8	65.0	229.80	30.27	6956.05
2006/11/17	19:10:00	1209.8	918.7	285.9	297.6	257.2	263.2	552.2	586.8	266.3	264.6	234.1	254.4	65.9	65.0	67.1	64.8	230.20	30.28	6970.46
2006/11/17	19:11:00	1209.4	918.4	286.2	297.9	257.4	263.4	552.7	555.8	267.1	264.3	233.9	254.4	65.4	65.0	67.0	64.8	229.80	30.26	6953.75
2006/11/17	19:12:00	1209.1	917.1	285.9	298.2	257.2	262.9	553.9	548.0	266.8	264.5	233.9	254.4	65.9	65.0	66.6	65.1	230.20	30.27	6970.46
2006/11/17	19:13:00	1209.1	918.9	286.0	297.7	257.0	262.2	553.4	539.5	266.4	264.4	233.9	254.4	65.5	65.0	67.1	65.3	230.10	30.27	6965.13
2006/11/17	19:14:00	1209.7	918.9	285.9	298.4	257.2	263.2	554.8	505.2	266.8	264.4	234.2	254.4	66.4	64.6	67.0	64.3	230.10	30.27	6965.13
2006/11/17	19:15:00	1209.0	918.9	286.0	298.5	257.8	263.2	554.6	443.0	266.8	264.4	234.0	254.4	65.9	65.0	66.6	64.3	230.20	30.26	6970.46
2006/11/17	19:16:00	1210.1	921.0	286.2	297.4	256.7	263.2	554.2	488.2</											

Heat Rise Test 1st Run

Date	Time	TC1	TC2	TC3	TC4	TC5	TC6	TC7	TC8	TC9	TC10	TC11	TC12	TC13	TC14	TC15	TC16	VDC	Amps	Watts
2006/11/17	19:18:00	1208.6	919.9	286.2	298.5	256.4	263.2	552.2	434.7	266.3	264.6	233.8	254.4	65.6	63.5	65.9	64.0	229.90	30.25	6954.47
2006/11/17	19:19:00	1209.4	919.6	286.2	297.9	257.4	262.7	553.9	449.2	266.9	264.6	233.8	254.4	65.8	64.8	67.0	64.1	230.20	30.21	6957.36
2006/11/17	19:20:00	1210.1	916.9	286.0	297.1	256.7	262.9	553.1	479.7	266.7	264.4	233.8	254.3	65.7	65.0	66.6	64.6	230.20	30.28	6970.46
2006/11/17	19:21:00	1209.1	919.1	285.9	297.5	257.2	263.0	553.9	510.7	267.2	264.5	233.6	254.3	65.0	65.2	65.6	64.6	230.10	30.27	6967.43
2006/11/17	19:22:00	1208.9	918.9	285.9	297.5	256.9	263.0	553.7	491.5	266.5	264.2	233.7	254.2	67.0	64.8	66.0	65.0	230.10	30.27	6965.13
2006/11/17	19:23:00	1209.4	918.7	285.9	298.5	256.9	262.9	553.9	504.3	266.8	264.3	233.6	254.2	65.7	64.3	66.6	64.8	230.10	30.27	6967.43
2006/11/17	19:24:00	1209.4	919.9	285.9	297.6	256.9	262.9	553.4	443.4	267.1	264.4	233.5	254.2	65.7	64.8	66.4	64.8	230.20	30.28	6970.46
2006/11/17	19:25:00	1210.1	918.0	286.2	298.2	257.2	263.4	553.5	478.5	266.8	264.3	233.6	254.3	65.0	64.6	66.2	63.2	230.10	30.27	6965.13
2006/11/17	19:26:00	1210.4	917.9	286.2	297.6	257.5	263.4	554.2	548.9	267.1	264.4	233.7	254.3	64.8	65.3	66.2	63.5	230.20	30.27	6968.15
2006/11/17	19:27:00	1209.7	919.3	286.2	297.9	256.5	263.4	554.3	495.5	267.4	264.6	233.8	254.4	66.3	65.2	66.8	64.6	230.20	30.27	6968.15
2006/11/17	19:28:00	1209.3	918.8	286.2	297.7	257.0	263.0	553.9	443.5	267.4	264.7	233.4	254.3	65.5	66.2	66.6	64.6	229.60	30.19	6933.92
2006/11/17	19:29:00	1208.4	917.5	286.0	298.6	257.7	263.2	554.7	550.3	267.1	264.6	233.6	254.2	65.4	65.3	66.4	64.8	229.60	30.20	6933.92
2006/11/17	19:30:00	1209.4	919.0	286.0	298.4	257.5	263.0	555.0	446.3	267.0	264.3	233.7	254.3	66.0	64.2	66.8	64.3	230.20	30.27	6968.15
2006/11/17	19:31:00	1210.1	919.1	285.9	297.5	256.4	263.4	553.2	437.5	266.7	264.3	233.7	254.4	65.9	64.1	65.9	64.0	230.10	30.27	6965.13
2006/11/17	19:32:00	1209.1	917.7	286.2	298.2	257.5	263.2	554.3	432.2	267.3	264.8	233.8	254.3	65.7	63.9	66.2	63.6	229.60	30.21	6936.22
2006/11/17	19:33:00	1208.4	920.2	286.2	298.4	256.9	263.2	554.9	463.7	266.4	264.7	233.7	254.3	65.5	65.0	67.0	65.0	230.10	30.25	6960.53
2006/11/17	19:34:00	1209.8	918.1	286.2	298.1	256.2	263.4	554.2	490.5	267.4	264.6	233.7	254.4	65.9	64.6	66.8	64.4	229.80	30.23	6946.85
2006/11/17	19:35:00	1209.9	920.7	286.2	297.8	255.9	263.0	554.9	436.0	267.1	264.7	233.7	254.4	65.5	65.9	66.8	64.6	229.90	30.27	6959.07
2006/11/17	19:36:00	1209.8	919.6	285.9	297.6	257.7	262.9	554.6	427.1	266.9	264.8	233.9	254.3	65.4	64.6	66.4	64.4	230.10	30.25	6960.53
2006/11/17	19:37:00	1209.7	918.2	286.0	298.1	257.7	263.2	554.2	637.4	267.3	264.4	233.8	254.3	65.4	64.6	66.4	63.9	229.70	30.19	6937.66
2006/11/17	19:38:00	1210.1	919.1	285.9	298.8	256.5	263.7	554.3	636.3	267.1	264.5	233.9	254.3	65.3	64.8	66.2	64.3	230.20	30.21	6954.34
2006/11/17	19:39:00	1209.1	914.7	286.2	297.9	258.0	263.4	553.2	478.7	267.8	264.9	233.3	254.3	64.8	66.1	66.3	64.8	229.90	30.25	6954.47
2006/11/17	19:40:00	1210.2	919.1	285.9	297.3	256.7	263.4	553.7	602.3	267.7	264.9	233.4	254.3	65.9	65.3	66.6	65.6	230.10	30.19	6952.76
2006/11/17	19:41:00	1210.5	919.1	286.0	297.2	257.4	263.2	554.5	484.6	267.7	265.1	233.7	254.4	65.9	65.4	67.5	65.0	230.00	30.27	6962.10
2006/11/17	19:42:00	1209.8	918.1	286.4	297.0	257.2	263.4	552.6	523.0	267.8	264.9	233.8	254.3	67.0	66.6	67.3	65.7	229.90	30.27	6959.07
2006/11/17	19:43:00	1209.0	919.3	286.0	298.3	257.0	263.2	553.5	587.6	267.6	265.1	234.0	254.4	67.6	65.4	67.0	66.1	229.70	30.20	6936.94
2006/11/17	19:44:00	1209.6	919.0	286.4	298.1	256.9	263.4	554.0	569.4	266.7	264.9	233.8	254.4	67.0	64.6	67.3	64.8	229.60	30.20	6933.92
2006/11/17	19:45:00	1210.1	918.1	286.2	298.3	256.9	263.2	554.7	589.0	267.8	265.4	233.6	254.4	66.4	67.0	67.1	66.0	230.20	30.23	6961.97
2006/11/17	19:46:00	1209.8	918.3	286.2	297.1	256.2	263.4	553.4	518.1	267.4	264.8	233.6	254.4	66.4	66.2	67.6	66.4	230.10	30.26	6965.13
2006/11/17	19:47:00	1210.6	917.5	286.2	297.8	257.0	263.5	552.6	520.3	267.3	264.9	233.7	254.4	67.0	65.7	67.9	66.3	229.80	30.23	6949.88
2006/11/17	19:48:00	1210.2	917.4	286.2	298.1	257.4	263.4	554.5	553.5	267.3	264.9	233.8	254.3	66.6	66.1	67.9	65.3	230.10	30.26	6967.43
2006/11/17	19:49:00	1209.3	917.9	286.2	297.2	257.0	263.4	553.1	575.5	267.6	264.9	233.7	254.3	67.0	66.0	67.9	66.4	230.20	30.22	6956.64
2006/11/17	19:50:00	1208.4	920.4	285.9	297.8	255.7	262.9	553.2	605.1	266.4	264.8	233.8	254.3	67.0	66.6	67.3	64.8	229.70	30.23	6943.83
2006/11/17	19:51:00	1208.6	919.4	285.9	298.8	254.0	262.7	553.9	594.7	266.5	264.8	233.8	254.3	67.3	68.1	67.1	64.8	230.20	30.27	6968.15
2006/11/17	19:52:00	1208.9	919.1	286.2	297.3	256.7	263.4	553.5	509.9	267.3	264.8	233.9	254.3	67.0	66.8	67.3	65.3	230.00	30.20	6952.04
2006/11/17	19:53:00	1208.4	919.0	286.0	297.3	256.4	263.2	554.9	515.7	267.4	264.8	233.5	254.3	65.5	66.6	67.3	65.7	229.70	30.19	6934.64
2006/11/17	19:54:00	1209.0	919.9	286.2	297.3	256.7	263.2	554.6	544.2	267.4	264.9	233.7	254.3	66.3	65.7	67.6	66.0	229.90	30.22	6954.47
2006/11/17	19:55:00	1209.6	919.4	286.4	297.9	256.5	263.0	553.9	571.6	267.4	264.9	233.9	254.3	66.1	66.8	68.1	65.3	229.70	30.20	6939.24
2006/11/17	19:56:00	1209.8	916.6	286.0	296.9	257.7	263.4	554.0	575.9	267.2	264.8	233.8	254.3	66.6	67.3	68.1	64.6	230.10	30.22	6959.67
2006/11/17	19:57:00	1210.6	916.6	286.2	298.2	257.2	262.9	554.2	607.9	267.1	264.8	234.0	254.3	66.6	66.2	67.7	64.6	230.20	30.27	6970.46
2006/11/17	19:58:00	1209.7	920.4	286.3	297.5	257.2	263.4	553.9	561.2	267.3	264.6	233.9	254.3	67.1	66.8	67.8	65.1	229.90	30.26	6956.77
2006/11/17	19:59:00	1209.6	919.9	285.9	297.6	257.2	263.4	554.5	540.5	267.1	264.4	233.9	254.3	66.6	66.2	68.1	65.1	230.20	30.28	6970.46
2006/11/17	20:00:00	1209.4	919.1	286.2	298.1	257.8	263.4	554.0	551.8	267.4	264.8	233.9	254.3	66.8	66.8	68.3	65.7	230.20	30.28	6970.46
2006/11/17	20:01:00	1209.3	920.5	286.4	298.2	257.4	263.4	552.3	671.4	267.7	264.7	233.9	254.3	68.1	66.4	68.0	65.9	230.20	30.27	6968.15
2006/11/17	20:02:00	1209.4	920.1	286.4	297.1	257.4	263.2	553.7	577.3	266.5	264.8	233.9	254.4	67.0	64.8	67.3	64.6	230.10	30.28	6967.43
2006/11/17	20:03:00	1208.1	915.3	285.9	298.3	255.9	263.0	555.0	592.6	266.3	264.5	233.9	254.4	66.6	65.5	67.1	63.7	230.20	30.27	6968.15
2006/11/17	20:04:00	1208.9	915.9	286.3	298.9	257.2	263.0	554.4	589.2	266.9	264.7	233.8	254.4	67.3	67.0	67.7	64.8	230.20	30.27	6968.15
2006/11/17	20:05:00	1209.6	917.9	286.3	297.3	257.7	263.4	554.0	482.7	266.9	264.5	233.6	254.3	67.2	65.7	67.9	65.3	230.20	30.28	6970.46
2006/11/17	20:06:00	1210.2	919.1	286.3	297.0	256.7	262.7	553.2	540.7	266.2	264.5	233.6	254.4	66.8	65.6	67.6	64.1	230.10	30.27	6965.13
2006/11/17	20:07:00	1209.6	920.4	286.2	297.9	256.4	263.2	554.2	558.3	266.2	264.4	233.9	254.4	66.6	65.0	67.1	64.0	230.20	30.28	6970.46
2006/11/17	20:08:00	1210.1	919.9	286.4	297.5	257.4	263.2	554.5	570.7	267.1	264.5	233.8	254.3	66.6	65.3	67.8	65.2	230.20	30.28	6970.46
2006/11/17	20:09:00	1210.1	919.3	286.3	297.5	256.9	263.2	555.1	585.5	266.7	264.5	233.7	254.2	67.2	65.8	67.7	64.3	230.10	30.27	6965.13
2006/11/17	20:10:00	1208.7	921.0	286.2	297.8	257.4	263.0	554.8	568.4	266.5	264.6	233.9	254.3	66.4	64.8	67.3	64.8	230.20	30.27	6968.15
2006/11/17	20:11:00	1208.7	917.6	286.3	298.3	257.4	263.4	554.4	513.5	267.2	264.4	233.7	254.4	67.0	64.8	67.3	64.8	230.20	30.27	6968.15
2006/11/17	20:12:00	1209.4	918.1	286.0	297.0	256.2	263.2	555.0	519.7</											

Heat Rise Test

1st Run

Date	Time	TC1	TC2	TC3	TC4	TC5	TC6	TC7	TC8	TC9	TC10	TC11	TC12	TC13	TC14	TC15	TC16	VDC	Amps	Watts
2006/11/17	20:14:00	1209.7	917.4	286.0	297.9	255.7	263.4	553.2	563.1	267.3	264.4	233.6	254.3	65.9	65.6	67.6	64.6	230.20	30.28	6970.46
2006/11/17	20:15:00	1209.6	917.4	286.2	297.9	257.2	262.9	553.7	562.9	267.3	264.5	233.7	254.3	67.0	65.6	67.2	65.2	230.20	30.28	6970.46
2006/11/17	20:16:00	1209.1	918.3	286.3	296.7	257.4	263.4	554.4	555.0	266.2	264.4	233.5	254.3	67.0	64.1	67.6	64.1	230.20	30.28	6970.46
2006/11/17	20:17:00	1209.9	917.6	286.3	297.2	256.2	262.4	556.1	561.2	266.4	264.2	233.6	254.3	66.1	64.6	67.1	64.1	230.20	30.28	6972.76
2006/11/17	20:18:00	1208.9	918.7	285.9	298.1	256.5	263.0	554.9	592.9	266.4	263.9	233.7	254.3	66.2	64.2	67.3	64.4	230.20	30.28	6970.46
2006/11/17	20:19:00	1208.6	920.0	285.9	297.5	256.7	263.2	555.4	553.7	266.6	264.2	233.7	254.3	67.1	66.0	67.2	64.8	230.20	30.28	6972.76
2006/11/17	20:20:00	1210.4	918.0	286.2	297.1	256.4	263.0	554.2	528.5	266.6	264.3	233.6	254.3	67.1	66.0	67.5	64.3	230.20	30.28	6972.76
2006/11/17	20:21:00	1209.6	916.1	286.2	297.4	256.9	263.7	554.3	558.4	267.0	264.5	233.6	254.3	67.1	66.8	67.1	65.1	230.20	30.28	6970.46
2006/11/17	20:22:00	1209.6	916.6	286.3	298.2	257.2	263.4	555.1	642.3	267.2	264.8	233.6	254.3	67.3	65.3	67.7	65.6	230.20	30.28	6970.46
2006/11/17	20:23:00	1209.8	917.8	286.4	297.7	257.2	263.0	555.1	577.8	267.0	264.3	233.5	254.2	67.0	64.6	67.3	65.0	230.20	30.28	6972.76
2006/11/17	20:24:00	1210.1	916.4	286.4	297.8	256.9	263.4	554.7	512.6	266.3	264.2	233.5	254.2	66.8	65.7	67.5	64.2	230.20	30.28	6970.46
2006/11/17	20:25:00	1210.5	918.9	286.2	297.9	256.4	262.9	554.6	618.8	266.0	264.3	233.6	254.2	66.2	64.8	67.3	64.0	230.20	30.28	6970.46
2006/11/17	20:26:00	1209.3	918.1	286.2	297.9	256.1	262.9	555.9	567.4	265.6	264.2	233.6	254.2	66.1	65.5	66.3	63.6	230.20	30.28	6972.76
2006/11/17	20:27:00	1209.0	918.6	286.4	297.6	256.2	263.4	556.4	571.0	266.8	264.2	233.6	254.2	66.6	66.3	67.2	64.6	230.20	30.28	6970.46
2006/11/17	20:28:00	1209.0	920.5	286.4	298.0	256.4	263.5	553.5	579.9	266.7	264.6	233.6	254.3	66.8	65.7	67.7	64.8	230.20	30.28	6970.46
2006/11/17	20:29:00	1209.1	915.5	286.3	298.1	256.9	263.2	554.3	526.2	266.9	264.3	233.6	254.3	66.8	66.1	66.8	64.8	230.20	30.28	6970.46
2006/11/17	20:30:00	1208.6	918.2	286.4	297.3	256.1	263.2	553.7	578.9	267.6	264.3	233.4	254.3	67.0	67.3	67.3	65.5	230.20	30.27	6968.15
2006/11/17	20:31:00	1209.4	916.1	286.4	297.2	257.5	263.5	554.2	572.1	267.2	264.9	233.6	254.2	67.0	64.0	67.3	64.6	230.20	30.28	6970.46
2006/11/17	20:32:00	1208.2	920.4	286.2	298.3	256.1	263.2	555.6	543.0	267.2	264.7	233.5	254.3	65.5	64.0	67.0	64.4	230.10	30.26	6962.83
2006/11/17	20:33:00	1208.4	919.4	286.3	297.7	256.2	263.2	554.3	567.5	266.6	264.9	233.5	254.2	67.2	65.3	67.2	65.8	230.10	30.26	6962.83
2006/11/17	20:34:00	1208.6	917.8	286.3	298.3	256.4	263.5	554.0	520.0	267.1	264.6	233.5	254.2	67.1	65.6	68.1	65.2	230.20	30.28	6970.46
2006/11/17	20:35:00	1208.4	917.6	286.4	298.2	257.5	263.4	554.3	580.4	267.0	264.6	233.5	254.1	66.6	65.4	67.9	65.3	230.20	30.28	6970.46
2006/11/17	20:36:00	1207.3	915.3	286.4	297.5	257.0	263.2	554.9	528.1	267.1	264.2	233.7	254.1	66.0	64.6	66.6	64.8	230.20	30.28	6970.46
2006/11/17	20:37:00	1208.6	919.6	286.3	297.4	257.0	263.2	553.4	554.3	266.6	263.9	233.7	254.2	66.4	64.6	67.6	64.8	230.20	30.28	6970.46
2006/11/17	20:38:00	1208.4	916.7	286.2	298.1	256.9	263.2	553.9	564.3	266.6	264.3	233.7	254.2	66.8	66.8	67.6	64.6	230.20	30.28	6970.46
2006/11/17	20:39:00	1209.0	916.6	286.3	297.9	256.7	263.7	554.6	537.4	266.4	264.2	233.7	254.2	66.8	64.8	67.8	64.6	230.20	30.27	6970.46
2006/11/17	20:40:00	1209.0	918.2	286.3	297.3	255.6	262.9	552.8	564.4	266.9	264.4	233.7	254.2	66.6	65.6	67.8	64.6	230.20	30.27	6970.46
2006/11/17	20:41:00	1208.7	918.4	286.2	297.2	255.9	263.2	555.1	556.3	266.8	264.2	233.7	254.1	66.3	65.3	67.6	65.1	230.20	30.27	6970.46
2006/11/17	20:42:00	1209.7	917.1	286.2	297.5	257.2	263.2	553.4	531.4	267.0	264.5	233.7	254.1	66.1	65.4	67.3	65.4	230.20	30.27	6968.15
2006/11/17	20:43:00	1210.1	917.2	286.3	297.7	256.2	263.0	555.5	586.8	266.6	264.0	233.5	254.1	66.4	64.1	67.3	64.1	230.10	30.28	6967.43
2006/11/17	20:44:00	1208.9	918.0	286.4	298.3	256.4	263.2	554.9	541.2	267.2	264.2	233.5	254.2	66.8	66.3	67.1	65.1	230.20	30.28	6970.46
2006/11/17	20:45:00	1210.2	918.9	286.3	298.5	257.4	263.4	555.2	592.2	266.7	264.2	233.6	254.2	67.2	65.5	67.9	64.6	230.20	30.28	6972.76
2006/11/17	20:46:00	1208.9	916.9	286.2	297.4	256.7	263.5	554.2	542.7	266.9	264.6	233.5	254.2	66.6	66.6	67.2	65.2	230.20	30.28	6970.46
2006/11/17	20:47:00	1208.4	919.3	286.2	298.6	256.4	263.4	554.4	556.4	267.4	265.0	233.5	254.2	66.8	65.9	65.8	66.6	229.70	30.22	6941.53
2006/11/17	20:48:00	1208.4	918.0	286.4	298.2	256.2	263.7	554.8	599.5	266.8	264.3	233.6	254.2	66.6	65.6	67.2	65.7	230.20	30.20	6955.06
2006/11/17	20:49:00	1207.9	918.4	286.3	298.6	256.2	263.2	554.9	486.6	267.7	264.7	233.5	254.3	66.6	64.6	66.6	65.7	229.90	30.20	6942.98
2006/11/17	20:50:00	1209.0	917.8	286.4	298.3	256.5	263.4	554.9	579.1	266.5	264.3	233.8	254.3	66.6	65.0	67.5	64.3	230.10	30.27	6968.15
2006/11/17	20:51:00	1208.6	919.4	286.3	297.3	257.2	263.7	554.6	503.2	267.8	264.6	233.5	254.3	66.2	67.2	67.3	64.6	230.10	30.28	6969.73
2006/11/17	20:52:00	1208.9	919.9	286.5	298.3	256.9	263.2	554.4	492.2	267.1	264.9	233.5	254.3	66.4	64.3	67.1	66.0	229.60	30.18	6935.36
2006/11/17	20:53:00	1208.3	919.7	286.5	297.6	257.2	263.4	555.5	584.2	266.5	264.2	233.5	254.2	66.6	63.5	67.3	64.3	229.80	30.23	6946.85
2006/11/17	20:54:00	1208.7	919.4	286.3	298.2	256.4	263.7	556.0	506.4	267.4	264.5	233.4	254.3	66.2	65.4	67.9	65.0	230.20	30.27	6968.15
2006/11/17	20:55:00	1209.3	918.3	286.3	297.6	256.2	263.2	554.6	537.3	267.6	264.8	233.2	254.3	67.7	65.0	65.9	66.1	229.70	30.25	6948.43
2006/11/17	20:56:00	1210.1	918.7	286.7	297.4	257.0	263.4	555.1	521.1	267.0	264.7	233.7	254.3	66.6	65.2	67.1	64.6	230.10	30.28	6967.43
2006/11/17	20:57:00	1209.0	917.1	286.5	298.1	256.1	263.5	554.2	563.1	267.1	264.6	233.8	254.3	65.6	64.0	66.8	64.3	230.20	30.27	6968.15
2006/11/17	20:58:00	1209.8	916.9	286.2	298.2	256.4	263.2	553.7	571.1	266.8	264.7	233.7	254.3	65.5	65.4	66.3	64.8	230.20	30.28	6970.46
2006/11/17	20:59:00	1210.1	916.4	286.2	297.2	256.2	263.5	553.9	578.0	266.8	264.6	233.7	254.2	67.3	65.1	67.2	65.0	230.20	30.19	6958.80
2006/11/17	21:00:00	1208.7	919.1	286.5	297.8	257.5	263.7	553.7	517.0	267.0	264.4	233.7	254.2	66.8	64.8	67.3	64.6	230.20	30.27	6968.15
2006/11/17	21:01:00	1208.9	920.4	286.4	298.4	257.0	263.2	554.4	605.4	266.8	264.4	233.5	254.2	66.8	64.2	67.3	64.6	230.20	30.28	6970.46
2006/11/17	21:02:00	1208.6	919.3	286.4	297.9	256.9	262.9	553.9	540.9	266.0	264.4	233.6	254.2	66.6	65.1	66.8	63.8	230.10	30.27	6965.13
2006/11/17	21:03:00	1207.6	920.4	286.5	298.4	257.2	263.4	554.3	536.9	267.4	264.6	233.5	254.2	66.3	67.0	67.3	65.4	230.20	30.28	6970.46
2006/11/17	21:04:00	1209.4	919.0	286.4	298.1	256.9	263.7	554.7	557.2	267.1	264.3	233.6	254.1	66.6	65.9	68.2	65.8	229.70	30.27	6955.32
2006/11/17	21:05:00	1209.9	917.6	286.5	298.3	256.7	263.4	556.1	516.2	266.9	264.3	233.4	254.1	66.3	64.2	67.1	65.0	230.10	30.27	6970.46
2006/11/17	21:06:00	1209.4	917.1	286.4	297.6	256.9	263.8	553.4	511.7	266.4	264.2	233.5	254.1	66.4	64.1	67.0	64.3	230.20	30.25	6966.58
2006/11/17	21:07:00	1208.3	917.1	286.4	297.7	257.0	263.4	554.3	567.5	266.9	264.5	233.6	254.1	67.0	64.8	67.0	64.6	230.20	30.28	6970.46
2006/11/17	21:08:00	1207.6	917.5	286.5	298.3															

Heat Rise Test

1st Run

Date	Time	TC1	TC2	TC3	TC4	TC5	TC6	TC7	TC8	TC9	TC10	TC11	TC12	TC13	TC14	TC15	TC16	VDC	Amps	Watts
2006/11/17	21:10:00	1208.9	918.4	286.4	297.1	257.2	263.4	554.7	535.7	267.1	264.2	233.4	254.1	66.8	63.8	67.0	64.8	230.20	30.27	6968.15
2006/11/17	21:11:00	1209.1	918.0	286.4	297.8	257.0	263.4	554.6	566.9	266.4	264.2	233.5	254.2	65.5	65.4	66.6	65.3	230.00	30.24	6955.20
2006/11/17	21:12:00	1207.7	920.8	286.7	297.8	257.0	263.7	553.4	505.5	267.1	264.3	233.6	254.2	66.0	65.2	67.7	65.6	229.90	30.25	6957.50
2006/11/17	21:13:00	1207.9	917.2	286.4	298.5	257.0	263.5	553.4	517.2	266.4	264.2	233.6	254.2	66.1	65.0	66.3	64.4	229.80	30.25	6951.45
2006/11/17	21:14:00	1208.4	919.7	286.4	298.6	256.7	263.4	554.3	530.1	266.9	264.5	233.6	254.2	66.4	64.8	66.6	65.3	230.10	30.25	6960.53
2006/11/17	21:15:00	1208.9	917.7	286.4	297.9	257.4	263.4	553.2	481.5	267.0	264.2	233.5	254.2	66.6	64.8	67.6	65.2	230.10	30.27	6967.43
2006/11/17	21:16:00	1208.9	920.4	286.5	298.4	256.9	263.4	553.3	529.4	267.1	264.0	233.5	254.3	66.6	64.6	67.5	64.8	229.50	30.18	6926.31
2006/11/17	21:17:00	1208.9	916.7	286.5	298.5	257.4	263.7	555.4	501.0	267.2	264.2	233.6	254.3	66.3	65.0	67.3	64.8	230.10	30.27	6967.43
2006/11/17	21:18:00	1209.1	916.7	286.4	298.6	256.9	263.5	555.3	552.9	266.7	264.4	233.5	254.3	65.7	65.8	67.2	64.1	229.80	30.27	6956.05
2006/11/17	21:19:00	1208.9	920.0	286.3	298.0	257.9	263.2	555.0	490.9	267.3	264.6	233.4	254.2	65.5	65.4	67.1	65.7	229.80	30.24	6949.15
2006/11/17	21:20:00	1208.4	918.0	286.4	297.8	257.4	263.4	554.9	572.6	266.5	264.5	233.6	254.1	65.1	65.0	67.3	65.6	229.30	30.20	6924.86
2006/11/17	21:21:00	1208.2	919.1	286.5	298.4	256.9	263.4	555.6	627.5	266.9	264.4	233.6	254.2	66.2	65.6	66.6	65.6	229.70	30.22	6941.53
2006/11/17	21:22:00	1208.4	919.9	286.4	297.9	257.2	263.4	554.2	564.6	266.8	264.2	233.5	254.2	65.7	65.4	67.1	65.7	229.80	30.20	6939.96
2006/11/17	21:23:00	1208.7	917.5	286.3	297.9	256.9	263.0	555.1	469.5	266.7	264.0	233.5	254.2	65.6	65.2	67.6	64.0	230.00	30.24	6955.20
2006/11/17	21:24:00	1208.7	917.5	286.4	298.5	256.7	262.4	554.0	458.7	265.6	263.8	233.4	254.2	66.1	64.1	66.6	63.2	230.20	30.27	6968.15
2006/11/17	21:25:00	1209.3	919.3	286.2	297.8	255.9	261.9	554.5	586.2	265.3	263.7	233.4	254.1	66.2	64.3	66.6	62.8	229.60	30.20	6933.92
2006/11/17	21:26:00	1209.3	914.8	286.2	297.4	256.7	262.9	554.5	603.8	266.1	263.8	233.3	254.1	66.6	63.7	66.6	63.1	229.60	30.20	6933.92
2006/11/17	21:27:00	1211.0	913.4	286.4	298.1	258.2	263.2	554.5	579.6	266.5	263.7	233.2	254.1	66.2	64.8	66.8	64.6	230.10	30.26	6962.83
2006/11/17	21:28:00	1208.7	919.1	286.3	298.6	256.7	262.9	553.9	580.9	265.7	263.7	233.3	254.0	66.2	64.6	67.0	63.2	230.00	30.21	6957.36
2006/11/17	21:29:00	1209.0	920.4	286.0	297.5	257.0	262.6	554.2	562.7	265.3	263.7	233.3	254.0	65.5	64.3	66.2	62.8	230.00	30.24	6960.53
2006/11/17	21:30:00	1208.4	920.4	285.9	297.8	256.5	262.2	555.3	562.6	265.2	263.4	233.5	254.0	65.3	63.9	66.6	62.8	230.10	30.27	6967.43
2006/11/17	21:31:00	1208.4	917.7	285.9	297.3	256.7	262.6	553.7	544.6	265.8	263.2	233.2	254.0	66.0	65.1	66.3	62.6	230.10	30.27	6967.43
2006/11/17	21:32:00	1209.0	917.7	286.0	297.8	256.1	262.2	555.4	567.9	265.4	263.7	233.4	254.0	64.8	62.8	65.4	62.4	230.20	30.27	6970.46
2006/11/17	21:33:00	1209.4	917.4	286.2	296.9	256.4	262.9	554.6	594.5	265.2	263.5	233.2	254.1	65.3	63.0	65.6	63.1	230.00	30.19	6943.70
2006/11/17	21:34:00	1208.4	917.6	286.2	298.2	256.2	262.7	554.2	702.6	265.2	263.4	233.3	254.1	65.5	63.9	66.0	62.6	230.20	30.28	6970.46
2006/11/17	21:35:00	1208.4	915.1	285.9	298.6	257.0	263.0	554.2	736.9	265.5	263.7	233.2	254.0	65.7	64.8	66.0	63.0	230.10	30.20	6949.02
2006/11/17	21:36:00	1208.1	918.9	286.4	298.2	257.4	263.4	554.8	726.2	265.9	263.8	233.4	254.0	66.3	65.1	66.8	63.1	230.10	30.26	6965.13
2006/11/17	21:37:00	1208.6	918.0	286.4	298.2	257.5	263.4	554.6	611.6	267.3	264.0	233.2	254.0	66.4	65.1	66.8	64.8	230.00	30.25	6962.10
2006/11/17	21:38:00	1209.0	915.1	286.4	298.6	257.4	262.9	556.0	560.7	266.4	263.7	233.1	254.0	66.4	63.4	66.8	63.7	229.80	30.27	6960.64
2006/11/17	21:39:00	1208.9	917.2	285.7	297.1	256.9	262.7	554.4	567.9	265.8	263.7	233.2	254.0	66.3	63.8	66.4	63.1	230.10	30.26	6962.83
2006/11/17	21:40:00	1207.7	917.4	286.2	297.4	257.2	263.0	554.8	569.5	266.4	263.5	233.4	254.0	66.1	65.0	66.2	63.5	230.10	30.23	6961.97
2006/11/17	21:41:00	1208.0	918.9	286.3	298.6	257.0	262.9	553.9	552.6	267.1	263.9	233.3	254.0	66.6	64.8	67.2	65.1	229.20	30.17	6914.96
2006/11/17	21:42:00	1207.7	918.2	286.2	298.2	256.2	263.2	554.8	479.8	266.9	263.9	233.3	254.0	66.3	65.0	67.3	64.1	230.10	30.26	6967.43
2006/11/17	21:43:00	1208.2	922.6	286.4	297.9	257.2	263.5	555.2	509.6	266.7	264.2	233.3	254.0	66.4	64.6	67.3	65.0	229.90	30.24	6952.18
2006/11/17	21:44:00	1208.3	916.3	286.3	297.6	257.0	262.9	554.0	576.9	266.4	263.7	233.4	254.0	66.6	64.6	67.2	65.0	230.10	30.27	6967.43
2006/11/17	21:45:00	1208.4	919.1	285.9	297.6	257.0	263.4	554.8	560.6	266.2	263.7	233.5	254.0	66.4	64.8	66.8	63.4	229.70	30.21	6939.24
2006/11/17	21:46:00	1210.5	915.1	286.2	297.7	256.7	262.7	554.8	529.9	265.7	263.4	233.5	254.0	65.9	65.5	66.2	62.8	230.00	30.18	6941.40
2006/11/17	21:47:00	1209.4	918.1	286.4	297.8	257.7	263.0	555.7	758.7	266.6	264.0	233.6	254.0	67.3	65.5	66.6	63.7	230.10	30.27	6965.13
2006/11/17	21:48:00	1208.6	917.8	286.3	297.9	257.7	263.7	555.4	671.9	266.0	263.7	233.4	254.1	67.0	64.8	67.3	64.2	230.00	30.26	6959.80
2006/11/17	21:49:00	1208.6	919.4	286.5	297.6	258.2	263.4	555.6	523.2	266.6	263.9	233.5	254.0	66.6	64.8	67.5	64.1	230.20	30.28	6970.46
2006/11/17	21:50:00	1208.3	918.8	286.3	298.1	257.7	263.5	556.1	631.8	267.0	264.2	233.4	254.0	66.3	64.8	67.3	64.8	230.00	30.27	6962.10
2006/11/17	21:51:00	1207.9	918.7	285.9	297.0	257.7	263.2	554.9	599.5	266.1	263.7	233.4	254.1	66.3	64.0	67.0	63.3	230.00	30.27	6962.10
2006/11/17	21:52:00	1208.6	915.5	286.0	297.3	255.7	263.2	555.8	601.1	265.8	263.7	233.5	254.1	65.5	64.4	66.6	63.1	230.20	30.21	6957.36
2006/11/17	21:53:00	1208.4	917.5	286.2	298.3	257.2	263.2	554.9	569.4	265.7	263.7	233.5	254.1	66.0	64.4	66.2	62.6	230.00	30.26	6959.80
2006/11/17	21:54:00	1207.6	916.3	286.2	298.2	256.7	263.4	554.2	601.4	266.0	263.4	233.1	254.1	65.8	64.3	66.2	62.3	230.00	30.26	6959.80
2006/11/17	21:55:00	1208.7	919.6	285.9	297.6	256.5	262.4	554.6	705.3	265.3	263.5	233.4	254.1	65.5	65.8	66.3	62.1	230.10	30.25	6966.58
2006/11/17	21:56:00	1209.0	915.5	286.3	297.6	256.5	262.4	555.3	698.4	265.5	263.4	233.4	254.0	65.4	65.5	65.9	62.2	230.20	30.27	6968.15
2006/11/17	21:57:00	1209.6	917.4	286.2	297.3	256.9	262.9	555.4	650.8	265.5	263.5	233.3	254.0	66.0	63.7	66.6	63.2	230.10	30.27	6965.13
2006/11/17	21:58:00	1208.4	918.5	286.2	297.8	257.0	263.2	555.6	662.1	265.9	263.7	233.2	254.0	65.6	63.3	65.9	62.8	230.20	30.28	6970.46
2006/11/17	21:59:00	1208.0	919.0	285.9	296.6	256.9	262.9	555.6	630.4	265.1	263.4	233.4	254.0	66.2	63.1	65.9	63.3	230.10	30.25	6963.55
2006/11/17	22:00:00	1208.3	920.8	286.2	297.8	256.4	263.2	555.3	678.3	265.4	263.4	233.4	254.1	65.6	64.0	66.8	62.8	230.10	30.27	6965.13
2006/11/17	22:01:00	1208.3	919.6	286.3	298.3	257.4	263.2	553.9	693.3	265.8	263.7	233.5	254.1	65.5	64.1	66.6	62.6	230.00	30.26	6959.80
2006/11/17	22:02:00	1208.2	918.9	285.9	297.8	256.5	263.2	554.2	623.7	265.9	263.7	233.4	254.0	66.0	64.8	66.6	63.4	229.70	30.22	6941.53
2006/11/17	22:03:00	1208.7	918.4	286.5	298.0	257.4	263.4	554.8	662.7	267.0	263.8	233.3	254.0	65.9	65.8	66.6	64.3	230.10	30.20	6952.04
2006/11/17	22:04:00	1208.3	918.1	286.2	298.0															

Heat Rise Test 1st Run

Date	Time	TC1	TC2	TC3	TC4	TC5	TC6	TC7	TC8	TC9	TC10	TC11	TC12	TC13	TC14	TC15	TC16	VDC	Amps	Watts
2006/11/17	22:06:00	1208.4	915.0	285.9	297.6	257.2	262.9	553.4	616.9	265.5	263.4	233.4	254.1	65.7	64.8	66.4	62.2	229.90	30.26	6956.77
2006/11/17	22:07:00	1207.7	919.4	286.0	297.8	256.9	262.4	552.3	606.1	265.1	263.4	233.5	254.0	65.2	64.6	66.0	62.1	230.10	30.25	6963.55
2006/11/17	22:08:00	1208.7	918.3	286.3	297.7	256.9	263.0	553.5	691.1	266.9	263.2	233.2	254.0	65.5	63.6	66.3	63.0	230.20	30.28	6970.46
2006/11/17	22:09:00	1208.3	915.3	286.5	298.2	257.9	263.4	551.6	609.1	267.1	263.9	233.4	254.0	66.1	64.6	67.2	64.1	230.10	30.27	6967.43
2006/11/17	22:10:00	1209.1	918.1	286.0	297.8	256.2	262.7	553.2	689.1	265.8	263.7	233.5	254.0	65.6	64.3	66.8	63.2	230.20	30.27	6968.15
2006/11/17	22:11:00	1209.0	915.0	285.6	298.3	257.7	262.7	551.1	671.4	265.9	263.7	233.4	254.0	65.5	66.0	66.6	62.0	229.90	30.19	6940.68
2006/11/17	22:12:00	1209.1	917.5	286.4	297.4	256.9	263.4	552.9	617.9	266.8	263.8	233.2	254.0	65.6	64.0	66.6	63.0	229.70	30.24	6946.13
2006/11/17	22:13:00	1208.9	915.8	286.3	298.4	257.4	263.4	551.2	584.6	266.9	264.2	233.3	254.0	65.5	64.3	66.6	64.8	229.90	30.23	6954.47
2006/11/17	22:14:00	1208.9	919.1	286.4	298.3	257.4	263.4	551.2	596.4	266.9	263.8	233.4	254.0	66.0	63.8	66.8	64.1	230.20	30.27	6970.46
2006/11/17	22:15:00	1208.6	918.5	286.5	298.6	257.5	263.4	549.9	612.1	266.2	263.7	233.5	254.0	66.0	64.4	66.8	63.4	230.00	30.25	6957.50
2006/11/17	22:16:00	1208.7	917.4	286.4	297.7	257.7	263.7	550.4	674.1	267.1	264.2	233.4	254.0	66.1	65.2	66.1	63.5	229.90	30.24	6952.18
2006/11/17	22:17:00	1208.4	916.1	286.5	297.9	257.5	263.5	549.7	616.3	266.6	263.9	233.4	254.0	66.2	63.1	66.8	64.0	229.70	30.23	6948.43
2006/11/17	22:18:00	1208.6	918.7	286.4	297.9	256.7	263.8	550.5	617.1	266.8	263.9	233.5	254.1	66.4	63.1	66.4	63.8	230.00	30.24	6959.80
2006/11/17	22:19:00	1208.4	918.5	286.7	297.9	257.7	263.4	549.5	636.6	266.6	263.9	233.4	254.1	66.4	65.5	67.0	63.9	229.40	30.18	6923.29
2006/11/17	22:20:00	1208.4	917.1	286.3	298.6	256.7	263.4	551.2	617.2	265.9	263.5	233.6	254.1	66.0	64.6	66.6	62.8	229.90	30.26	6956.77
2006/11/17	22:21:00	1208.1	918.3	286.4	297.7	257.4	263.4	549.4	577.8	266.9	264.0	233.5	254.1	65.6	65.1	66.3	64.2	229.70	30.16	6930.77
2006/11/17	22:22:00	1208.7	917.1	286.4	296.9	256.5	263.5	550.7	608.3	266.4	264.0	233.4	254.1	65.4	63.0	66.4	64.4	229.60	30.23	6943.10
2006/11/17	22:23:00	1208.6	919.3	286.0	298.8	256.5	263.4	550.8	571.0	266.3	263.8	233.7	254.1	65.5	62.6	66.6	63.4	230.00	30.20	6955.06
2006/11/17	22:24:00	1209.3	920.2	286.5	298.6	256.9	263.7	549.9	570.9	267.4	264.2	233.6	254.2	66.0	65.8	66.6	64.0	229.70	30.18	6932.35
2006/11/17	22:25:00	1208.6	918.0	286.5	298.6	257.8	263.8	550.2	553.9	266.2	264.2	233.5	254.1	65.9	64.4	66.6	65.2	230.10	30.21	6957.36
2006/11/17	22:26:00	1207.6	918.7	286.4	297.8	257.7	263.8	550.2	547.7	266.4	264.2	233.4	254.1	65.5	63.4	66.4	64.6	229.60	30.24	6943.10
2006/11/17	22:27:00	1208.1	918.8	286.7	298.3	256.9	263.7	550.5	584.6	266.8	264.0	233.2	254.1	65.3	63.8	65.8	64.8	229.30	30.17	6917.98
2006/11/17	22:28:00	1208.6	919.3	286.4	298.0	257.2	263.7	548.8	590.5	266.7	264.2	233.4	254.1	65.8	65.0	66.3	65.1	230.10	30.26	6962.83
2006/11/17	22:29:00	1207.9	918.8	286.7	298.6	257.8	263.7	551.1	569.2	266.9	264.2	233.4	254.0	66.4	65.2	67.0	64.0	229.80	30.25	6951.45
2006/11/17	22:30:00	1207.9	919.1	286.4	298.8	257.4	263.2	549.9	554.8	267.1	264.2	233.3	254.0	66.3	65.3	66.8	64.8	230.10	30.23	6961.97
2006/11/17	22:31:00	1209.4	914.9	286.2	298.1	257.4	263.8	549.5	581.3	266.3	264.2	233.3	254.1	66.1	64.6	66.8	63.7	229.90	30.24	6952.18
2006/11/17	22:32:00	1208.9	917.1	286.3	298.1	256.2	263.2	550.3	687.8	267.0	264.2	233.6	254.1	65.6	63.2	65.8	64.2	230.00	30.26	6959.80
2006/11/17	22:33:00	1207.9	915.6	286.4	297.7	256.9	263.7	550.7	624.9	267.0	263.8	233.5	254.0	66.3	63.6	66.3	64.0	230.20	30.27	6970.46
2006/11/17	22:34:00	1207.7	920.0	286.4	298.6	256.5	263.7	551.0	574.9	266.7	263.5	233.4	254.0	65.3	63.4	66.2	64.2	230.10	30.26	6962.83
2006/11/17	22:35:00	1208.6	916.1	286.5	298.3	257.8	263.4	550.4	654.3	267.1	263.7	233.6	254.0	66.0	64.2	67.1	64.2	229.90	30.24	6952.18
2006/11/17	22:36:00	1207.9	918.7	286.7	298.2	257.9	263.5	551.5	668.8	266.8	263.8	233.5	254.0	65.6	64.4	67.0	64.8	230.20	30.27	6968.15
2006/11/17	22:37:00	1208.4	918.6	286.5	298.6	256.9	263.9	551.6	639.5	266.5	263.7	233.7	254.1	65.3	65.0	66.8	64.8	230.10	30.27	6965.13
2006/11/17	22:38:00	1208.3	920.8	286.7	297.6	258.2	263.7	552.1	628.6	266.8	263.7	233.6	254.1	65.6	64.0	66.3	64.2	230.20	30.27	6968.15
2006/11/17	22:39:00	1207.7	917.2	286.7	297.5	257.7	263.7	551.0	581.8	266.8	263.8	233.5	254.1	66.0	64.0	66.6	64.2	229.70	30.21	6939.24
2006/11/17	22:40:00	1208.4	915.9	286.7	299.0	258.2	263.5	551.3	600.1	266.8	263.8	233.5	254.1	65.6	64.8	66.8	63.7	230.10	30.25	6962.83
2006/11/17	22:41:00	1208.2	918.8	286.7	298.8	257.9	263.8	550.2	556.7	267.2	263.7	233.5	254.1	65.6	65.1	66.4	64.4	230.10	30.22	6962.69
2006/11/17	22:42:00	1207.6	915.5	286.5	298.6	257.8	263.8	550.2	577.8	266.6	263.7	233.6	254.1	66.1	64.6	66.6	64.1	230.20	30.27	6968.15
2006/11/17	22:43:00	1208.2	917.8	286.5	299.0	257.4	263.2	551.3	519.5	266.7	263.7	233.6	254.1	65.5	64.2	66.6	63.8	230.20	30.27	6970.46
2006/11/17	22:44:00	1208.1	919.4	286.5	297.9	257.4	263.4	550.4	568.7	267.1	264.2	233.4	254.1	64.6	63.7	67.0	64.4	230.10	30.26	6965.13
2006/11/17	22:45:00	1208.4	918.9	286.7	298.2	256.7	263.5	551.2	561.7	266.4	263.8	233.6	254.1	65.5	63.5	66.6	62.8	229.90	30.25	6954.47
2006/11/17	22:46:00	1208.0	918.8	286.7	298.6	257.4	263.4	551.8	524.3	267.0	263.9	233.5	254.1	65.2	64.2	66.6	63.3	230.10	30.27	6965.13
2006/11/17	22:47:00	1208.0	917.1	286.2	297.6	257.4	263.7	550.0	574.9	266.9	263.9	233.4	254.1	65.8	65.4	66.1	64.0	230.20	30.27	6968.15
2006/11/17	22:48:00	1208.2	917.7	286.5	297.4	256.9	263.7	551.1	627.9	267.1	263.7	233.1	254.1	66.1	65.4	66.0	63.9	230.10	30.27	6967.43
2006/11/17	22:49:00	1208.7	918.3	286.3	297.7	257.2	263.0	551.5	584.6	266.6	263.9	233.4	254.1	65.0	64.8	66.4	63.2	230.20	30.26	6970.46
2006/11/17	22:50:00	1207.6	919.0	286.5	297.9	257.5	263.2	550.7	582.3	267.4	263.9	233.3	254.1	65.2	65.9	67.0	64.0	230.20	30.26	6965.85
2006/11/17	22:51:00	1207.4	916.4	286.4	298.9	257.4	263.7	551.2	596.6	266.8	264.5	233.3	254.1	65.3	64.2	66.6	64.3	230.20	30.27	6968.15
2006/11/17	22:52:00	1208.4	917.1	286.7	298.1	257.4	263.4	552.4	576.1	267.1	264.0	233.4	254.1	66.1	63.8	66.3	64.1	230.20	30.27	6968.15
2006/11/17	22:53:00	1208.7	915.3	286.5	297.0	256.1	263.7	549.9	582.7	266.7	264.2	233.2	254.1	65.7	65.0	66.3	65.1	230.20	30.27	6970.46
2006/11/17	22:54:00	1209.6	915.7	286.7	297.9	257.5	263.4	551.1	638.9	267.1	264.0	233.4	254.1	65.8	64.6	67.5	64.1	230.10	30.27	6965.13
2006/11/17	22:55:00	1208.3	917.2	286.7	297.5	257.4	263.7	550.8	602.1	266.6	263.9	233.5	254.1	65.9	64.1	66.6	64.4	230.00	30.26	6962.10
2006/11/17	22:56:00	1207.9	919.6	286.7	298.4	257.2	262.7	551.6	614.6	266.9	263.9	233.7	254.1	66.1	64.2	66.8	63.8	229.80	30.26	6956.05
2006/11/17	22:57:00	1208.4	916.7	286.7	298.6	257.4	262.7	551.2	603.1	267.1	263.9	233.8	254.2	65.8	63.6	66.8	63.9	230.10	30.24	6958.22
2006/11/17	22:58:00	1209.3	916.7	286.5	298.1	256.1	263.5	552.4	593.9	266.8	264.0	233.6	254.2	65.7	63.5	66.4	63.3	229.90	30.26	6959.07
2006/11/17	22:59:00	1208.0	918.9	286.5	298.6	256.9	262.6	552.4	619.9	265.8	263.7	233.6	254.1	65.3	63.5	66.2	62.6	230.20	30.27	6968.15
2006/11/17	23:00:00	1208.0	918.7	286.4	298.1	257.0	263.4	552.4	617.9</											

Heat Rise Test 1st Run

Date	Time	TC1	TC2	TC3	TC4	TC5	TC6	TC7	TC8	TC9	TC10	TC11	TC12	TC13	TC14	TC15	TC16	VDC	Amps	Watts
2006/11/17	23:02:00	1207.6	919.9	286.7	298.9	257.7	263.7	554.0	606.6	267.2	264.4	233.5	254.1	65.1	64.6	66.6	64.6	230.10	30.26	6962.83
2006/11/17	23:03:00	1207.6	915.9	286.5	298.6	257.0	263.4	551.4	561.4	266.6	263.9	233.3	254.1	65.3	64.0	66.6	64.0	229.20	30.19	6919.55
2006/11/17	23:04:00	1207.2	918.4	286.7	298.6	257.4	263.7	551.9	637.1	266.5	263.7	233.5	254.1	65.5	63.5	66.2	62.8	230.00	30.26	6964.40
2006/11/17	23:05:00	1207.6	918.2	286.4	298.6	256.7	263.7	552.1	547.7	266.6	264.0	233.4	254.1	65.7	64.0	66.2	64.3	229.40	30.18	6923.29
2006/11/17	23:06:00	1208.0	917.1	286.7	298.9	256.9	264.0	551.4	519.4	266.3	264.0	233.4	254.1	66.2	64.2	66.3	65.0	230.10	30.26	6965.13
2006/11/17	23:07:00	1208.1	918.4	286.7	298.0	257.5	263.4	552.7	614.1	266.8	263.8	233.7	254.1	65.8	63.8	65.9	64.4	230.20	30.27	6968.15
2006/11/17	23:08:00	1208.3	917.2	286.7	298.6	257.5	263.4	551.6	596.9	267.0	264.0	233.6	254.2	65.8	64.8	66.1	63.9	230.20	30.28	6970.46
2006/11/17	23:09:00	1208.1	917.7	286.7	298.5	257.0	263.2	551.6	592.1	266.7	263.7	233.5	254.2	65.4	63.4	66.3	63.9	230.20	30.27	6968.15
2006/11/17	23:10:00	1207.9	918.9	286.7	297.6	257.7	263.5	553.4	523.0	266.9	263.5	233.6	254.2	65.8	63.2	66.6	63.9	230.20	30.28	6970.46
2006/11/17	23:11:00	1208.4	915.1	286.5	298.3	256.9	263.4	551.9	567.6	266.9	263.5	233.6	254.1	65.9	64.0	67.0	63.9	230.10	30.26	6962.83
2006/11/17	23:12:00	1207.9	917.4	286.7	297.1	257.4	263.7	553.2	537.3	267.0	263.7	233.3	254.1	65.2	64.1	66.8	64.3	230.10	30.26	6962.83
2006/11/17	23:13:00	1208.0	916.9	286.7	298.2	257.0	263.4	552.7	594.9	266.3	263.8	233.7	254.2	65.3	64.0	66.2	63.0	230.20	30.27	6968.15
2006/11/17	23:14:00	1207.6	916.9	286.7	297.7	256.9	263.4	552.1	586.6	266.3	263.5	233.6	254.2	65.3	64.0	66.2	62.8	230.20	30.27	6968.15
2006/11/17	23:15:00	1208.2	917.4	286.3	298.4	257.7	263.7	551.0	578.2	267.2	263.4	233.5	254.1	65.8	63.7	66.3	63.8	230.20	30.28	6970.46
2006/11/17	23:16:00	1208.2	917.1	286.7	298.6	257.0	263.7	553.1	620.9	267.3	263.7	233.4	254.1	65.6	64.4	66.3	64.4	230.20	30.28	6970.46
2006/11/17	23:17:00	1207.7	917.1	286.5	298.2	257.2	263.2	554.3	610.7	266.5	263.5	233.4	254.1	65.7	64.1	66.2	63.7	230.20	30.28	6970.46
2006/11/17	23:18:00	1207.0	917.1	286.7	298.5	257.7	263.5	552.2	587.1	266.9	263.5	233.5	254.2	65.6	64.0	66.2	63.7	230.20	30.27	6968.15
2006/11/17	23:19:00	1208.6	916.9	286.7	298.4	257.0	263.7	553.4	626.4	266.9	263.8	233.4	254.1	65.0	63.7	66.6	64.2	230.20	30.27	6970.46
2006/11/17	23:20:00	1208.6	915.9	286.8	297.5	256.5	263.7	553.2	682.0	266.4	263.4	233.2	254.2	65.1	63.7	65.6	64.2	230.20	30.27	6970.46
2006/11/17	23:21:00	1209.4	916.0	286.8	297.4	257.0	263.2	553.4	623.5	266.5	263.7	233.6	254.2	65.1	63.8	65.8	63.9	230.20	30.27	6968.15
2006/11/17	23:22:00	1208.4	916.6	286.7	298.0	257.2	263.7	552.4	647.1	266.9	263.9	233.4	254.2	65.1	64.4	65.9	64.8	230.20	30.27	6968.15
2006/11/17	23:23:00	1207.5	915.8	286.8	297.6	257.4	263.7	552.7	590.5	266.4	263.7	233.4	254.2	64.8	63.1	66.1	64.0	230.20	30.27	6968.15
2006/11/17	23:24:00	1208.9	915.8	286.7	298.1	257.7	264.0	552.4	608.1	266.9	263.7	233.5	254.2	64.6	63.4	66.8	63.2	230.20	30.27	6968.15
2006/11/17	23:25:00	1208.4	916.9	286.7	297.0	257.4	263.5	552.4	693.3	266.4	263.5	233.3	254.2	65.5	62.6	66.3	63.4	229.90	30.26	6956.77
2006/11/17	23:26:00	1209.1	917.6	286.5	298.0	256.9	263.7	552.3	624.2	266.8	263.5	233.6	254.2	65.5	62.8	66.6	63.7	230.10	30.28	6967.43
2006/11/17	23:27:00	1208.9	917.4	286.7	298.6	256.5	263.5	552.4	600.3	266.5	263.7	233.5	254.2	66.0	62.8	66.8	64.0	230.20	30.28	6970.46
2006/11/17	23:28:00	1208.9	917.9	286.7	297.8	256.5	263.5	552.4	657.2	266.2	263.4	233.4	254.2	66.0	63.6	66.6	63.3	230.20	30.26	6965.85
2006/11/17	23:29:00	1208.9	917.6	286.8	298.1	256.2	263.4	553.2	649.6	266.8	263.5	233.4	254.2	65.1	63.7	67.1	63.2	230.20	30.27	6968.15
2006/11/17	23:30:00	1209.0	915.9	286.7	298.3	257.0	263.4	553.1	626.8	266.7	263.7	233.4	254.2	65.5	63.7	66.6	63.9	230.20	30.28	6970.46
2006/11/17	23:31:00	1208.2	913.3	286.7	298.3	256.9	263.7	553.4	665.8	266.3	263.2	233.2	254.1	65.0	63.4	65.7	63.3	230.20	30.26	6965.85
2006/11/17	23:32:00	1208.2	916.0	286.7	298.2	256.7	263.5	552.8	652.8	266.5	263.8	233.2	254.1	65.3	63.3	66.1	64.1	230.10	30.27	6967.43
2006/11/17	23:33:00	1207.7	917.4	286.7	297.6	256.5	263.8	552.8	570.4	266.6	263.7	233.5	254.1	65.4	63.6	66.2	63.6	230.20	30.26	6965.85
2006/11/17	23:34:00	1208.2	917.8	286.7	298.0	256.5	263.4	553.7	675.3	266.4	263.2	233.3	254.1	65.9	64.3	66.4	64.0	230.20	30.27	6970.46
2006/11/17	23:35:00	1207.6	914.4	286.8	298.4	256.2	263.4	553.7	659.8	266.2	263.4	233.3	254.1	65.3	65.0	66.1	64.4	229.90	30.23	6949.88
2006/11/17	23:36:00	1208.7	916.0	286.8	296.8	256.9	263.5	551.5	626.4	266.7	263.5	233.3	254.2	64.6	64.3	66.4	64.6	230.20	30.27	6970.46
2006/11/17	23:37:00	1208.4	916.6	286.8	298.4	256.4	263.8	552.4	603.2	266.5	263.4	233.5	254.3	65.0	63.1	66.0	64.1	230.20	30.27	6968.15
2006/11/17	23:38:00	1206.6	917.6	286.8	298.4	256.7	263.7	553.4	561.4	266.8	263.7	233.5	254.3	65.2	63.2	66.0	63.7	229.50	30.20	6930.90
2006/11/17	23:39:00	1207.3	918.4	286.9	298.0	257.9	263.7	553.4	563.4	266.4	263.4	233.4	254.3	65.8	63.7	67.0	63.5	229.80	30.26	6953.75
2006/11/17	23:40:00	1208.0	915.4	287.0	298.3	257.2	263.7	553.4	691.5	267.1	263.5	233.5	254.3	65.5	64.0	66.4	63.8	230.00	30.27	6964.40
2006/11/17	23:41:00	1208.0	917.4	286.9	298.6	256.9	263.7	553.9	591.8	266.3	263.8	233.4	254.3	65.6	64.2	66.8	64.3	230.00	30.27	6962.10
2006/11/17	23:42:00	1207.9	919.4	286.7	298.9	257.7	263.5	553.4	624.1	266.8	263.5	233.4	254.3	65.2	62.4	66.6	63.5	229.80	30.23	6946.85
2006/11/17	23:43:00	1208.6	915.4	286.9	299.1	256.9	263.7	552.3	604.6	266.3	263.4	233.3	254.3	65.6	62.4	66.4	63.5	230.00	30.24	6955.20
2006/11/17	23:44:00	1208.1	918.7	286.9	297.7	257.2	263.7	552.6	622.4	266.5	263.7	233.4	254.3	65.7	63.5	66.4	64.2	229.70	30.22	6946.13
2006/11/17	23:45:00	1208.0	916.6	286.8	297.8	257.7	263.7	552.7	571.9	266.4	263.7	233.2	254.3	65.5	62.6	66.3	63.8	229.90	30.24	6955.20
2006/11/17	23:46:00	1208.3	918.9	286.8	298.3	257.2	263.7	553.7	631.9	266.0	263.4	233.4	254.3	65.0	63.7	65.8	63.5	229.70	30.23	6943.83
2006/11/17	23:47:00	1208.0	917.4	286.9	297.7	257.4	263.7	553.4	555.8	266.7	263.4	233.4	254.2	65.4	63.9	66.3	63.5	229.30	30.18	6922.57
2006/11/17	23:48:00	1209.7	917.2	286.9	298.4	256.7	263.4	553.9	602.0	266.3	263.5	233.4	254.2	65.4	63.1	66.3	62.8	229.60	30.19	6933.92
2006/11/17	23:49:00	1208.1	918.7	286.9	297.5	258.0	263.7	552.0	674.6	266.4	263.4	233.2	254.2	65.2	64.0	66.3	63.1	229.60	30.19	6931.62
2006/11/17	23:50:00	1207.4	918.9	286.8	297.9	257.2	263.5	553.7	589.1	266.8	263.7	233.4	254.3	64.6	63.5	66.0	63.7	229.50	30.18	6926.31
2006/11/17	23:51:00	1207.5	913.7	286.9	297.2	257.2	263.4	552.9	576.6	266.1	263.2	233.2	254.3	64.8	63.2	66.8	64.0	230.00	30.24	6958.22
2006/11/17	23:52:00	1208.4	914.8	286.9	297.6	257.5	263.2	552.0	711.2	266.8	263.7	233.3	254.3	65.0	63.4	66.4	64.1	229.40	30.23	6934.76
2006/11/17	23:53:00	1208.2	917.9	286.9	298.6	257.7	263.7	553.9	588.9	266.3	263.5	233.4	254.3	65.3	63.5	66.3	63.0	230.00	30.25	6959.80
2006/11/17	23:54:00	1207.7	917.6	286.7	298.0	256.5	263.7	552.9	609.1	266.3	263.4	233.5	254.3	64.6	64.8	66.2	62.6	229.90	30.25	6959.07
2006/11/17	23:55:00	1208.0	917.1	286.9	298.3	256.9	263.4	553.7	604.7	266.0	263.2	233.4	254.3	65.0	63.1	66.1	63.0	230.20	30.27	6968.15
2006/11/17	23:56:00	1208.6	917.1	286.9	298.0	257.4	263.7	552.4	656.1</											

Heat Rise Test

1st Run

Date	Time	TC1	TC2	TC3	TC4	TC5	TC6	TC7	TC8	TC9	TC10	TC11	TC12	TC13	TC14	TC15	TC16	VDC	Amps	Watts
2006/11/17	23:58:00	1207.0	916.4	286.9	297.3	256.9	264.0	553.4	591.3	266.5	263.4	233.2	254.3	65.3	63.3	66.0	63.4	229.50	30.18	6926.31
2006/11/17	23:59:00	1207.2	919.1	286.8	297.6	256.4	263.7	553.9	590.2	265.9	263.4	233.5	254.3	65.4	63.3	66.4	63.9	230.00	30.26	6959.80
2006/11/18	00:00:00	1208.1	918.2	286.9	298.0	256.7	263.5	552.8	636.0	266.0	263.2	233.3	254.3	64.4	62.6	66.2	63.7	230.20	30.24	6961.25
2006/11/18	00:01:00	1208.0	918.6	286.9	297.5	257.2	263.2	552.4	616.9	266.0	263.2	233.4	254.2	65.4	62.6	66.1	62.4	230.20	30.27	6968.15
2006/11/18	00:02:00	1208.4	918.4	286.8	298.3	256.5	263.4	554.3	589.0	266.1	263.2	233.3	254.2	65.1	62.8	66.0	63.3	229.80	30.18	6935.36
2006/11/18	00:03:00	1207.7	918.7	286.9	297.5	256.5	263.4	554.2	562.0	266.3	263.0	233.2	254.3	65.2	63.1	65.8	63.3	229.70	30.21	6939.24
2006/11/18	00:04:00	1208.6	918.1	286.7	297.7	256.4	263.7	553.5	571.2	266.2	263.2	233.2	254.3	64.8	63.0	66.0	62.6	230.00	30.24	6959.80
2006/11/18	00:05:00	1208.2	916.7	286.8	298.3	256.4	263.8	553.4	640.8	265.7	263.4	233.1	254.3	65.6	63.5	66.1	63.5	230.00	30.25	6957.50
2006/11/18	00:06:00	1207.5	919.6	286.8	298.6	256.4	263.7	553.7	627.8	266.6	263.4	233.2	254.2	65.8	63.2	66.3	63.2	230.20	30.27	6968.15
2006/11/18	00:07:00	1207.5	919.1	286.8	298.6	256.5	263.7	554.2	686.1	266.1	263.4	233.1	254.2	65.4	63.0	66.4	63.6	229.50	30.20	6930.90
2006/11/18	00:08:00	1207.5	917.5	286.9	297.4	256.4	263.7	553.7	672.3	266.6	263.2	233.0	254.2	65.1	62.6	66.1	63.6	229.20	30.17	6914.96
2006/11/18	00:09:00	1207.2	919.0	286.7	298.0	256.4	263.2	553.4	642.1	265.7	262.9	233.1	254.2	64.6	63.1	66.2	62.8	229.90	30.22	6950.60
2006/11/18	00:10:00	1206.8	917.7	286.7	298.2	257.4	263.2	554.8	595.1	266.0	262.9	233.1	254.2	65.3	63.3	66.0	62.8	229.50	30.18	6930.90
2006/11/18	00:11:00	1207.6	917.7	286.8	297.4	256.5	263.5	553.5	697.3	266.1	263.0	233.0	254.2	65.0	64.0	65.7	62.1	229.70	30.22	6941.53
2006/11/18	00:12:00	1207.9	917.6	286.4	298.5	256.4	262.9	554.4	566.0	264.6	262.4	233.2	254.2	64.0	62.0	64.8	59.9	230.10	30.25	6963.55
2006/11/18	00:13:00	1208.0	919.0	286.5	298.0	255.7	262.9	553.5	634.4	265.8	262.9	232.9	254.1	63.8	61.1	63.9	61.0	229.60	30.24	6943.10
2006/11/18	00:14:00	1208.3	915.8	286.4	297.8	255.7	262.9	553.4	632.6	265.9	262.9	232.8	254.0	63.5	61.9	64.4	61.3	230.00	30.25	6957.50
2006/11/18	00:15:00	1208.1	915.3	286.2	297.5	256.5	262.9	553.2	590.1	265.5	262.7	232.9	254.0	64.0	62.1	64.8	61.2	230.00	30.26	6959.80
2006/11/18	00:16:00	1207.3	916.1	286.5	297.6	256.4	263.2	553.9	605.4	265.9	262.9	232.9	254.0	64.1	62.4	65.1	62.6	229.00	30.15	6904.35
2006/11/18	00:17:00	1207.4	917.7	286.7	298.0	256.1	263.2	554.3	596.7	265.1	262.7	232.7	254.0	64.3	62.8	65.3	61.7	230.10	30.26	6962.83
2006/11/18	00:18:00	1206.9	918.5	286.7	297.7	256.4	263.2	553.4	521.4	266.0	263.2	232.9	254.0	64.8	62.8	65.0	62.4	230.10	30.26	6965.13
2006/11/18	00:19:00	1207.5	918.7	286.7	296.9	256.4	263.2	554.9	678.8	265.9	262.9	232.9	254.0	65.0	62.6	65.5	62.6	230.10	30.25	6965.13
2006/11/18	00:20:00	1207.9	918.9	286.7	298.3	255.9	263.2	553.9	665.4	266.3	263.4	232.9	254.1	62.8	62.4	64.4	61.8	230.20	30.27	6968.15
2006/11/18	00:21:00	1208.0	913.9	286.7	297.6	256.2	262.7	554.9	655.6	265.4	262.9	233.0	254.2	62.4	61.6	63.9	59.8	230.20	30.26	6968.15
2006/11/18	00:22:00	1207.6	919.6	286.7	297.7	256.4	263.4	555.5	689.4	265.4	263.2	233.1	254.2	62.6	62.4	63.9	60.1	230.20	30.27	6968.15
2006/11/18	00:23:00	1208.1	918.5	286.7	298.2	257.2	263.4	554.9	749.2	266.5	263.4	232.9	254.1	63.8	62.6	64.8	62.0	229.50	30.26	6953.85
2006/11/18	00:24:00	1208.6	919.0	286.7	297.5	255.9	263.5	555.1	744.6	266.1	263.2	232.9	254.2	63.2	62.6	65.0	62.4	229.90	30.24	6952.18
2006/11/18	00:25:00	1207.5	918.8	286.8	298.4	257.0	263.4	555.2	613.5	266.3	263.5	233.1	254.2	64.3	63.3	65.3	62.6	230.10	30.27	6967.43
2006/11/18	00:26:00	1207.3	919.4	286.8	297.3	255.9	263.7	555.1	608.6	266.0	263.4	233.0	254.2	64.8	62.4	65.2	62.4	230.00	30.26	6962.83
2006/11/18	00:27:00	1206.9	918.8	286.8	297.3	257.2	263.7	553.2	587.9	266.3	263.4	233.1	254.2	64.3	62.1	65.0	62.4	230.10	30.22	6959.67
2006/11/18	00:28:00	1207.2	918.0	286.7	297.4	256.4	263.7	555.1	631.6	266.1	263.2	233.2	254.2	64.2	63.9	65.6	62.3	230.10	30.26	6965.13
2006/11/18	00:29:00	1207.0	919.6	286.8	297.2	256.4	263.7	553.4	582.9	266.4	263.2	233.2	254.2	65.0	63.3	65.6	62.6	230.00	30.23	6958.95
2006/11/18	00:30:00	1208.6	916.9	286.7	298.0	256.7	263.4	553.9	649.7	266.3	263.0	232.9	254.1	64.0	62.8	65.6	62.8	230.10	30.26	6962.83
2006/11/18	00:31:00	1207.9	920.9	286.8	297.0	257.2	263.5	555.1	724.6	266.1	263.2	233.0	254.1	64.1	62.2	65.5	62.8	230.10	30.26	6962.83
2006/11/18	00:32:00	1207.5	915.2	286.8	297.9	256.5	263.2	552.7	604.9	266.5	263.2	233.0	254.1	64.8	62.6	65.5	62.6	230.20	30.27	6968.15
2006/11/18	00:33:00	1209.6	914.5	286.8	297.2	256.9	263.4	554.2	741.0	265.9	263.2	233.0	254.1	64.6	62.6	65.5	62.6	230.10	30.26	6962.83
2006/11/18	00:34:00	1207.9	915.9	286.7	297.8	256.9	263.7	554.5	683.5	266.5	263.2	232.8	254.1	65.0	63.0	65.4	64.0	230.20	30.26	6968.15
2006/11/18	00:35:00	1206.6	920.1	286.8	298.2	257.2	263.4	554.7	578.1	266.1	263.2	233.0	254.1	64.1	63.2	65.4	62.8	230.20	30.26	6965.85
2006/11/18	00:36:00	1207.3	917.4	286.7	298.6	255.7	263.4	554.3	657.3	266.3	263.2	233.0	254.1	64.0	63.7	65.7	62.6	230.10	30.26	6967.43
2006/11/18	00:37:00	1207.6	917.5	286.8	297.1	256.9	263.5	553.7	569.0	266.2	263.2	233.1	254.2	64.3	63.7	66.0	62.8	230.20	30.27	6968.15
2006/11/18	00:38:00	1207.6	917.7	286.8	298.1	256.1	263.4	554.8	542.2	266.4	263.4	232.9	254.1	64.8	64.0	66.1	63.3	230.20	30.27	6968.15
2006/11/18	00:39:00	1207.4	919.6	286.8	297.6	257.4	263.8	552.8	564.1	266.0	263.7	233.0	254.2	64.6	62.8	65.9	62.6	230.00	30.25	6960.53
2006/11/18	00:40:00	1207.0	916.4	286.8	297.8	256.5	263.8	553.5	640.7	265.2	263.0	233.0	254.2	64.8	62.8	65.8	62.0	230.20	30.27	6970.46
2006/11/18	00:41:00	1207.9	915.6	286.7	298.4	257.4	263.8	553.2	585.7	265.8	263.4	232.9	254.1	65.3	65.1	65.7	62.8	229.60	30.22	6938.51
2006/11/18	00:42:00	1207.2	918.2	286.7	297.8	257.2	263.7	553.4	629.9	266.2	263.4	233.0	254.1	65.4	63.3	66.2	63.8	229.40	30.20	6927.88
2006/11/18	00:43:00	1208.0	917.1	286.9	297.5	257.0	263.7	554.7	650.5	265.7	263.0	233.0	254.1	65.3	63.7	66.2	62.3	230.20	30.27	6968.15
2006/11/18	00:44:00	1208.1	919.1	286.7	297.0	257.2	263.4	553.4	655.3	265.9	263.4	233.1	254.2	65.2	63.8	65.7	61.7	230.10	30.27	6965.13
2006/11/18	00:45:00	1208.0	918.2	286.7	298.2	256.4	263.4	553.5	615.8	266.2	262.9	232.9	254.1	65.4	62.2	65.9	62.6	230.00	30.26	6959.80
2006/11/18	00:46:00	1208.3	917.6	286.8	297.8	256.5	264.0	555.2	572.2	266.1	263.2	232.9	254.2	65.4	62.2	65.4	62.2	229.90	30.26	6956.77
2006/11/18	00:47:00	1207.3	918.9	286.7	298.2	256.4	263.7	554.9	588.7	266.3	263.5	232.9	254.1	64.2	63.3	65.5	63.3	230.00	30.25	6959.80
2006/11/18	00:48:00	1208.2	918.4	286.8	297.8	257.2	263.7	554.8	628.4	266.4	263.4	232.9	254.1	64.4	63.6	66.1	63.0	230.20	30.27	6968.15
2006/11/18	00:49:00	1207.1	918.8	286.5	297.4	257.0	263.5	554.4	570.5	266.6	263.7	232.9	254.1	65.4	63.8	66.4	63.8	230.20	30.27	6968.15
2006/11/18	00:50:00	1206.6	919.3	286.7	297.4	257.0	263.4	555.1	618.7	265.7	263.0	232.9	254.1	65.4	62.3	66.6	62.6	230.20	30.27	6968.15
2006/11/18	00:51:00	1207.7	916.9	286.7	297.9	257.0	263.7	553.4	615.5	265.3	263.2	232.8	254.2	65.4	64.0	66.1	62.3	230.20	30.27	6968.15
2006/11/18	00:52:00	1207.1	918.8	286.8	298.1	257.8	263.7	554.7												

Heat Rise Test

1st Run

Date	Time	TC1	TC2	TC3	TC4	TC5	TC6	TC7	TC8	TC9	TC10	TC11	TC12	TC13	TC14	TC15	TC16	VDC	Amps	Watts
2006/11/18	00:54:00	1207.1	915.1	286.8	298.2	257.4	263.7	555.2	655.0	265.9	263.4	232.8	254.2	64.8	62.0	65.5	62.8	230.20	30.27	6968.15
2006/11/18	00:55:00	1207.3	914.2	286.8	297.5	257.2	263.7	555.3	581.4	266.3	263.5	232.9	254.2	63.9	63.4	65.9	63.8	230.10	30.27	6965.13
2006/11/18	00:56:00	1206.8	914.9	286.9	298.4	256.7	263.8	554.5	548.9	266.5	263.7	232.9	254.2	65.1	63.5	65.7	63.7	230.20	30.27	6968.15
2006/11/18	00:57:00	1207.2	917.9	286.9	298.1	257.0	263.4	554.3	628.6	266.9	263.7	232.9	254.2	65.4	63.7	66.0	64.2	230.20	30.27	6968.15
2006/11/18	00:58:00	1207.2	917.7	286.8	297.7	256.7	263.4	553.9	576.2	266.6	263.7	233.0	254.2	64.6	63.0	65.9	63.9	230.20	30.26	6968.15
2006/11/18	00:59:00	1207.6	918.3	286.7	297.5	256.1	264.0	554.2	666.9	266.2	263.7	232.9	254.2	64.2	62.4	65.8	63.0	230.10	30.25	6960.53
2006/11/18	01:00:00	1206.6	919.4	286.9	298.3	256.2	263.9	552.9	581.7	265.5	263.7	232.9	254.1	64.6	62.6	65.6	62.4	229.90	30.24	6952.18
2006/11/18	01:01:00	1206.4	919.1	286.8	297.6	256.9	263.7	554.8	646.3	265.5	263.7	232.9	254.2	65.1	63.2	65.7	62.1	230.10	30.26	6965.13
2006/11/18	01:02:00	1207.6	919.0	286.8	297.2	257.2	262.9	555.5	699.4	265.7	263.4	233.0	254.2	64.8	63.3	65.5	61.9	230.00	30.26	6959.80
2006/11/18	01:03:00	1207.6	918.7	286.8	297.8	257.0	263.7	554.2	598.3	266.1	263.4	232.9	254.2	64.8	63.6	65.9	62.1	230.00	30.25	6959.80
2006/11/18	01:04:00	1206.9	918.0	287.0	298.0	257.2	263.7	555.6	596.9	266.3	263.7	232.8	254.1	65.1	64.0	65.8	62.3	229.80	30.19	6943.70
2006/11/18	01:05:00	1206.9	919.4	286.9	297.4	256.5	263.7	553.9	602.0	266.3	263.4	232.9	254.1	65.1	64.2	66.1	63.2	229.50	30.23	6937.79
2006/11/18	01:06:00	1207.3	916.4	286.9	297.1	256.4	263.7	554.5	653.0	266.0	263.5	233.0	254.1	65.2	63.6	65.5	62.3	229.90	30.24	6952.18
2006/11/18	01:07:00	1207.5	916.7	286.8	298.5	256.7	263.7	554.8	560.9	266.2	263.7	232.8	254.1	64.8	63.9	65.5	63.2	230.00	30.25	6962.10
2006/11/18	01:08:00	1207.2	915.6	286.8	298.5	256.4	263.7	554.2	543.0	266.4	263.5	232.8	254.1	64.6	63.8	66.0	63.8	230.10	30.22	6956.64
2006/11/18	01:09:00	1207.1	914.1	286.7	297.1	256.4	263.7	554.4	568.9	266.4	263.5	232.7	254.1	63.3	64.2	65.4	62.6	230.00	30.21	6957.36
2006/11/18	01:10:00	1206.9	914.1	286.8	297.1	256.7	263.7	554.9	549.4	266.5	263.7	232.7	254.1	63.9	63.9	66.2	63.3	229.60	30.25	6945.40
2006/11/18	01:11:00	1206.6	918.2	286.9	297.9	257.0	263.7	554.7	545.4	266.1	263.4	233.0	254.2	65.8	63.9	66.1	62.6	230.00	30.26	6959.80
2006/11/18	01:12:00	1206.6	916.1	287.1	298.3	256.7	263.7	553.2	588.7	266.1	263.4	233.0	254.2	65.5	64.6	65.8	62.6	230.20	30.27	6968.15
2006/11/18	01:13:00	1207.9	914.5	286.7	297.2	257.2	263.0	553.2	546.0	265.7	263.2	233.0	254.2	64.8	64.4	65.8	62.3	229.60	30.26	6947.70
2006/11/18	01:14:00	1208.3	917.4	286.7	297.8	257.2	263.8	555.9	585.2	265.4	263.4	233.0	254.2	65.4	64.0	65.9	63.1	229.50	30.20	6930.90
2006/11/18	01:15:00	1208.6	917.1	286.7	297.4	256.7	263.7	554.6	633.6	265.0	263.2	233.3	254.2	65.2	63.5	65.3	61.6	229.90	30.25	6956.77
2006/11/18	01:16:00	1207.3	918.9	286.5	297.6	257.7	263.4	555.5	595.4	265.9	263.4	233.2	254.1	65.5	63.3	65.6	62.8	230.10	30.25	6960.53
2006/11/18	01:17:00	1207.5	913.9	286.8	298.1	256.4	263.5	555.5	612.4	266.0	263.4	232.8	254.1	65.3	63.0	66.1	62.8	229.00	30.20	6915.80
2006/11/18	01:18:00	1208.2	913.9	286.8	296.8	256.4	263.9	555.3	568.4	265.3	263.4	232.8	254.2	65.2	63.6	65.8	62.0	230.10	30.26	6962.83
2006/11/18	01:19:00	1208.0	916.7	286.9	297.0	256.5	263.4	555.0	585.3	266.3	263.5	233.0	254.1	65.1	64.1	66.0	62.8	230.10	30.26	6962.83
2006/11/18	01:20:00	1207.9	917.1	286.7	298.6	257.2	264.0	555.1	535.3	265.6	263.5	232.9	254.1	64.3	63.9	65.5	63.1	229.30	30.21	6927.15
2006/11/18	01:21:00	1207.6	920.7	286.8	297.5	256.9	263.7	554.6	531.5	265.9	263.4	232.9	254.1	64.6	62.4	65.8	63.4	230.00	30.26	6959.80
2006/11/18	01:22:00	1208.2	916.1	286.7	297.7	256.7	263.2	555.4	523.7	265.0	262.7	232.8	254.1	65.2	62.6	65.8	62.0	230.00	30.23	6952.90
2006/11/18	01:23:00	1207.9	914.8	286.5	298.6	257.0	262.9	555.1	566.3	265.1	263.4	232.8	254.1	64.8	63.0	65.5	61.8	230.00	30.26	6959.80
2006/11/18	01:24:00	1207.7	921.2	286.7	297.8	256.7	263.4	555.5	612.3	265.5	263.4	232.9	254.0	65.1	61.4	65.6	62.4	230.20	30.27	6968.15
2006/11/18	01:25:00	1207.9	915.1	286.2	296.4	256.2	263.4	554.5	613.9	265.8	263.4	233.0	254.2	65.0	63.7	66.3	62.4	230.00	30.26	6959.80
2006/11/18	01:26:00	1207.5	918.9	286.7	299.4	255.9	264.0	554.5	555.7	266.2	263.5	233.1	254.1	64.8	64.8	66.3	62.8	230.00	30.22	6959.67
2006/11/18	01:27:00	1206.9	917.5	286.8	297.2	256.4	264.0	555.3	554.5	266.2	263.2	233.0	254.1	65.6	64.2	66.3	62.8	230.10	30.26	6962.83
2006/11/18	01:28:00	1206.5	918.0	286.9	298.0	256.9	264.2	554.9	570.4	266.6	263.4	233.0	254.1	65.4	64.6	65.9	63.0	230.10	30.26	6962.83
2006/11/18	01:29:00	1206.2	915.6	286.8	298.5	256.7	263.7	553.9	576.1	266.1	263.0	232.7	254.1	64.8	63.9	65.7	63.4	229.80	30.21	6942.26
2006/11/18	01:30:00	1206.2	916.3	286.7	297.5	256.4	263.9	553.4	579.8	265.9	263.4	232.7	254.0	64.6	63.2	64.8	64.0	229.90	30.20	6946.00
2006/11/18	01:31:00	1206.6	916.1	286.8	298.6	256.9	263.9	552.9	540.8	265.8	263.8	232.7	254.0	64.8	62.8	65.6	63.0	229.80	30.23	6946.85
2006/11/18	01:32:00	1206.1	917.9	286.5	297.4	256.9	263.2	555.0	568.1	265.4	263.2	232.9	254.1	65.4	63.4	65.7	62.4	230.10	30.25	6962.83
2006/11/18	01:33:00	1208.4	915.5	286.7	297.5	256.4	263.4	554.3	654.0	265.4	263.2	232.8	254.1	65.0	64.6	65.7	61.9	230.10	30.27	6968.15
2006/11/18	01:34:00	1206.1	918.7	286.9	299.1	257.2	263.4	553.7	614.8	266.2	263.4	232.9	254.1	65.3	64.1	65.7	62.4	230.10	30.26	6965.85
2006/11/18	01:35:00	1207.7	915.7	286.9	297.7	257.0	263.4	554.2	590.7	266.4	263.4	232.9	254.1	65.6	64.1	66.2	63.6	229.90	30.22	6947.58
2006/11/18	01:36:00	1207.6	915.4	286.8	298.2	257.4	263.5	554.4	809.0	266.6	263.5	232.7	254.0	65.5	64.4	65.9	63.8	230.10	30.26	6962.83
2006/11/18	01:37:00	1207.3	918.7	286.8	298.2	257.2	263.4	555.2	584.9	266.2	263.4	232.8	254.0	64.6	63.7	66.2	63.0	229.50	30.16	6930.77
2006/11/18	01:38:00	1207.3	917.9	286.2	297.3	256.1	262.9	554.6	554.2	264.8	263.2	232.9	254.0	64.8	62.8	65.6	61.3	230.20	30.27	6968.15
2006/11/18	01:39:00	1207.3	919.1	286.0	298.0	256.2	263.2	555.5	553.9	265.0	263.0	233.0	254.0	64.4	62.6	65.6	61.3	230.20	30.27	6968.15
2006/11/18	01:40:00	1207.1	917.1	286.7	298.0	256.7	263.7	556.3	561.4	265.8	262.9	232.9	254.0	64.8	65.3	65.3	61.9	230.20	30.27	6968.15
2006/11/18	01:41:00	1207.4	916.3	286.7	297.7	257.0	263.7	555.2	539.7	265.9	263.2	232.8	254.0	65.2	62.6	65.9	62.4	230.20	30.27	6968.15
2006/11/18	01:42:00	1206.9	919.1	286.4	298.4	255.9	263.4	555.2	556.7	264.7	262.9	232.9	254.0	64.4	61.7	65.7	61.3	230.20	30.27	6968.15
2006/11/18	01:43:00	1207.1	917.5	286.4	297.7	256.2	263.4	555.2	572.2	265.3	262.9	232.8	254.0	64.2	62.2	65.0	61.2	230.00	30.26	6962.10
2006/11/18	01:44:00	1207.3	917.7	286.0	298.6	255.9	262.6	554.2	534.2	265.0	262.9	232.9	254.0	64.2	62.6	64.6	61.1	230.20	30.27	6968.15
2006/11/18	01:45:00	1207.1	917.4	286.5	297.3	256.7	263.4	555.1	598.6	265.0	263.4	232.7	253.9	65.3	63.5	65.4	61.9	230.20	30.26	6965.85
2006/11/18	01:46:00	1207.2	917.7	286.7	297.7	256.9	263.9	555.8	614.8	266.4	263.5	232.8	254.0	65.8	63.7	65.9	63.4	230.20	30.27	6968.15
2006/11/18	01:47:00	1205.8	919.3	286.5	297.9	257.5	263.5	554.4	605.6	265.5	262.9	232.8	254.0	65.0	63.7	66.0	61.8	229.60	30.16	6924.74
2006/11/18	01:48:00	1205.9	917.4	286.7	297.1															

Heat Rise Test 1st Run

Date	Time	TC1	TC2	TC3	TC4	TC5	TC6	TC7	TC8	TC9	TC10	TC11	TC12	TC13	TC14	TC15	TC16	VDC	Amps	Watts
2006/11/18	01:50:00	1206.6	916.6	286.7	296.9	256.9	263.7	555.7	550.7	265.9	263.4	232.7	253.9	65.1	63.3	66.0	62.6	230.10	30.25	6960.53
2006/11/18	01:51:00	1206.5	916.1	286.7	297.4	256.7	263.7	554.2	559.9	266.0	262.9	232.8	254.0	65.3	63.3	65.9	62.4	228.90	30.17	6905.91
2006/11/18	01:52:00	1208.2	915.1	286.7	297.2	256.7	263.8	554.9	595.5	266.3	263.2	232.7	253.8	65.1	64.3	65.6	62.8	230.10	30.26	6965.85
2006/11/18	01:53:00	1206.1	917.7	286.3	298.3	256.7	263.4	554.2	596.9	265.2	263.2	232.8	253.9	64.8	63.5	65.6	61.6	230.10	30.26	6962.83
2006/11/18	01:54:00	1206.8	917.4	286.3	298.2	256.7	262.9	556.0	560.1	265.1	262.9	232.8	253.9	64.4	63.8	65.2	61.5	230.20	30.25	6963.55
2006/11/18	01:55:00	1206.6	915.1	286.3	297.4	256.2	263.4	555.8	510.7	265.0	262.9	232.7	253.9	64.8	62.4	65.4	61.8	229.90	30.25	6954.47
2006/11/18	01:56:00	1207.3	916.4	286.0	296.8	256.2	263.4	556.0	560.1	264.8	262.9	232.8	254.0	64.8	63.4	65.4	61.4	230.10	30.10	6932.03
2006/11/18	01:57:00	1209.0	916.6	286.4	297.9	255.2	263.4	553.5	557.9	265.8	263.4	232.8	253.9	65.0	62.8	65.2	62.4	230.00	30.23	6952.90
2006/11/18	01:58:00	1208.9	916.1	286.7	297.8	256.4	263.7	553.9	591.8	265.6	263.2	232.7	254.0	65.0	62.8	65.2	62.8	230.10	30.27	6965.13
2006/11/18	01:59:00	1207.6	918.3	286.7	298.1	257.2	262.7	554.6	543.3	265.8	263.0	232.8	254.0	65.3	62.4	66.2	62.0	230.20	30.27	6968.15
2006/11/18	02:00:00	1206.6	919.1	286.2	298.2	256.7	263.2	555.2	537.3	265.1	263.0	232.8	254.0	64.6	63.3	65.3	61.1	230.20	30.27	6968.15
2006/11/18	02:01:00	1206.5	917.1	286.4	297.0	256.5	263.5	555.6	526.9	266.1	263.5	232.9	253.9	65.1	63.8	65.3	62.4	230.00	30.23	6952.90
2006/11/18	02:02:00	1207.0	915.5	286.7	298.1	257.2	263.8	556.1	545.1	266.5	263.7	232.7	253.9	65.0	64.6	66.1	63.1	230.00	30.25	6960.53
2006/11/18	02:03:00	1207.0	913.3	286.7	297.7	257.4	263.9	555.4	516.0	266.3	263.4	232.7	253.9	65.0	64.3	65.7	64.2	230.10	30.23	6961.97
2006/11/18	02:04:00	1207.1	914.1	286.7	298.0	257.7	263.7	554.2	583.0	266.4	263.7	232.8	253.9	65.3	63.7	66.2	63.0	230.10	30.26	6962.83
2006/11/18	02:05:00	1206.6	916.9	286.7	298.3	257.5	264.0	554.3	538.8	266.8	263.4	232.6	253.9	65.3	64.3	65.8	63.3	230.10	30.25	6962.83
2006/11/18	02:06:00	1207.7	918.4	286.7	297.9	257.2	263.8	554.0	515.2	266.0	263.7	232.8	253.9	64.8	62.6	65.5	62.8	230.00	30.26	6959.80
2006/11/18	02:07:00	1207.5	917.1	286.5	297.4	257.4	263.7	555.2	517.9	266.1	263.4	232.8	254.0	65.6	62.6	66.2	62.6	230.00	30.20	6952.04
2006/11/18	02:08:00	1207.2	917.6	286.7	297.8	256.7	263.7	554.2	523.2	266.0	263.4	232.9	254.0	65.4	63.6	65.8	62.6	230.10	30.27	6965.13
2006/11/18	02:09:00	1207.6	918.2	286.5	297.0	256.2	263.5	554.5	519.2	265.3	263.0	232.7	254.0	65.3	62.4	65.3	62.4	230.00	30.26	6959.80
2006/11/18	02:10:00	1207.4	917.1	286.5	296.9	256.1	263.4	555.4	479.0	265.2	263.2	232.8	254.0	64.8	61.8	65.9	62.0	229.80	30.25	6959.07
2006/11/18	02:11:00	1206.6	914.5	286.5	298.3	256.4	263.2	556.2	490.3	265.4	263.2	233.0	254.0	64.8	62.1	65.5	61.6	229.80	30.23	6949.15
2006/11/18	02:12:00	1206.3	917.1	286.3	297.3	256.5	263.2	554.8	502.9	265.2	263.4	233.0	254.1	64.3	63.3	65.6	61.6	229.70	30.24	6946.13
2006/11/18	02:13:00	1206.8	917.4	286.7	298.0	256.9	262.9	555.2	497.5	264.9	263.2	233.1	254.0	64.6	63.0	65.4	61.6	229.90	30.16	6933.78
2006/11/18	02:14:00	1207.6	915.8	286.7	297.3	257.4	263.2	554.0	527.8	265.6	263.0	232.8	254.1	64.8	63.1	65.3	63.1	229.50	30.21	6933.20
2006/11/18	02:15:00	1207.0	916.1	286.5	298.4	257.2	263.4	556.1	487.8	266.1	263.2	232.9	254.0	65.5	63.7	66.4	63.1	230.20	30.27	6968.15
2006/11/18	02:16:00	1206.6	917.9	286.8	298.9	257.7	263.5	554.8	471.0	266.7	263.0	232.5	254.0	65.5	64.2	66.2	63.7	230.20	30.27	6968.15
2006/11/18	02:17:00	1206.4	919.6	286.4	297.2	256.5	263.5	556.4	472.2	265.2	263.4	232.9	254.0	65.2	63.8	66.1	61.9	230.20	30.27	6968.15
2006/11/18	02:18:00	1206.2	918.0	285.9	297.4	256.5	263.0	554.3	507.9	265.1	263.2	232.8	254.0	65.2	63.7	65.4	61.9	230.20	30.27	6968.15
2006/11/18	02:19:00	1206.1	918.8	286.2	297.8	256.4	263.7	554.3	465.8	265.2	263.4	232.9	254.0	65.1	63.3	65.4	61.3	230.20	30.27	6968.15
2006/11/18	02:20:00	1206.3	917.1	286.3	298.1	256.9	264.0	555.0	507.9	265.7	263.2	232.9	254.0	65.0	65.1	65.4	61.7	230.20	30.27	6968.15
2006/11/18	02:21:00	1206.1	917.5	286.5	298.6	257.2	263.9	554.4	505.0	266.6	263.2	232.6	253.9	65.5	64.6	66.4	64.0	230.20	30.27	6968.15
2006/11/18	02:22:00	1206.1	916.1	286.7	297.6	257.2	263.4	554.0	486.5	265.9	263.4	232.6	254.0	65.5	62.1	65.6	62.8	230.20	30.27	6968.15
2006/11/18	02:23:00	1206.8	917.4	286.4	298.1	256.9	263.7	554.7	483.0	265.2	263.4	232.9	254.0	65.1	62.1	65.8	61.6	230.20	30.27	6968.15
2006/11/18	02:24:00	1206.5	917.8	286.5	297.2	257.2	263.7	554.4	499.7	266.3	263.4	232.8	254.0	65.0	64.6	65.5	62.3	230.20	30.27	6968.15
2006/11/18	02:25:00	1206.1	917.7	286.5	297.8	257.2	263.9	554.9	448.0	266.5	263.4	232.9	254.0	65.5	64.3	65.7	63.5	230.20	30.27	6970.46
2006/11/18	02:26:00	1206.3	917.2	286.5	297.3	257.2	263.9	557.2	449.5	266.3	263.2	232.7	254.0	65.4	64.2	66.3	62.8	230.20	30.27	6968.15
2006/11/18	02:27:00	1207.3	915.6	286.7	297.5	257.4	263.9	555.5	483.4	266.4	263.7	232.9	254.0	65.6	63.5	66.4	63.4	230.20	30.27	6968.15
2006/11/18	02:28:00	1206.9	917.6	286.5	298.6	256.9	263.7	555.8	443.0	265.2	263.2	233.0	254.0	65.1	62.8	65.4	62.0	230.20	30.26	6965.85
2006/11/18	02:29:00	1206.3	915.8	286.4	297.5	256.4	263.7	553.7	463.4	265.1	263.0	232.9	254.0	65.0	63.4	65.5	62.0	230.20	30.27	6968.15
2006/11/18	02:30:00	1206.1	918.6	286.5	298.1	257.2	263.7	555.3	459.1	265.9	263.0	232.7	254.0	65.5	64.0	65.8	62.6	230.20	30.27	6968.15
2006/11/18	02:31:00	1206.8	913.9	286.5	298.4	256.4	263.9	553.9	450.6	266.4	263.2	232.7	254.0	65.4	64.1	65.9	63.2	230.20	30.27	6968.15
2006/11/18	02:32:00	1206.8	915.0	286.5	297.8	256.4	263.5	555.5	469.6	264.9	263.2	232.8	254.0	65.3	63.6	65.7	62.2	230.20	30.27	6968.15
2006/11/18	02:33:00	1205.9	920.4	286.3	298.1	255.2	263.7	555.1	452.5	265.5	263.2	232.7	254.0	65.2	64.3	65.7	62.1	230.20	30.27	6968.15
2006/11/18	02:34:00	1206.2	915.7	286.5	298.4	255.9	263.7	555.0	451.0	266.1	263.2	232.7	253.9	65.3	63.7	65.5	62.6	230.20	30.27	6968.15
2006/11/18	02:35:00	1206.9	915.4	286.5	298.0	256.9	263.4	555.0	446.3	265.2	263.2	232.7	254.0	65.0	62.4	65.6	61.4	230.20	30.27	6968.15
2006/11/18	02:36:00	1205.9	916.4	286.4	298.1	256.2	263.0	554.9	466.1	265.2	262.9	232.8	254.0	65.0	61.9	65.2	61.2	230.20	30.27	6968.15
2006/11/18	02:37:00	1206.4	918.3	285.9	298.1	256.2	263.2	556.3	461.8	265.0	262.9	232.8	254.0	64.8	63.2	65.4	62.0	230.20	30.27	6968.15
2006/11/18	02:38:00	1206.1	917.4	286.2	297.3	256.4	262.7	554.8	424.7	265.3	262.9	232.8	254.0	65.0	63.0	64.6	61.7	230.20	30.27	6968.15
2006/11/18	02:39:00	1206.6	919.1	286.4	297.8	256.4	263.4	555.7	446.8	265.2	263.0	232.8	253.9	64.8	62.0	65.1	61.7	230.20	30.27	6968.15
2006/11/18	02:40:00	1206.2	916.4	286.4	297.2	256.4	263.2	555.0	449.8	265.0	263.0	232.9	253.9	64.6	61.4	65.2	61.5	230.20	30.27	6968.15
2006/11/18	02:41:00	1206.1	916.6	286.2	297.9	256.4	263.5	552.9	457.0	264.6	262.9	232.6	253.9	64.8	61.3	65.2	61.7	230.20	30.27	6968.15
2006/11/18	02:42:00	1207.0	916.6	285.7	296.7	256.4	263.5	555.9	489.0	264.6	262.9	232.7	253.9	64.6	62.2	65.7	61.6	230.20	30.27	6968.15
2006/11/18	02:43:00	1207.5	915.7	285.7	297.1	257.5	263.2	553.2	458.4	266.2	263.4	232.8	253.9	65.2	63.3	65.9	63.0	230.20	30.27	6968.15
2006/11/18	02:44:00	1206.9	916.4	286.7	297.2	256.9	263.9	555.3	453.8</											

Heat Rise Test 1st Run

Date	Time	TC1	TC2	TC3	TC4	TC5	TC6	TC7	TC8	TC9	TC10	TC11	TC12	TC13	TC14	TC15	TC16	VDC	Amps	Watts
2006/11/18	02:46:00	1206.8	915.7	286.2	298.8	255.9	263.9	554.5	473.4	265.2	262.9	232.7	253.9	65.5	63.3	65.5	61.9	230.20	30.27	6968.15
2006/11/18	02:47:00	1207.3	912.5	286.2	297.9	256.2	263.2	555.4	473.4	265.1	262.9	232.7	253.9	64.4	62.3	64.8	61.4	230.20	30.27	6968.15
2006/11/18	02:48:00	1207.9	913.0	286.2	297.1	256.7	263.0	555.1	465.5	265.2	262.9	232.7	253.9	64.0	62.2	65.4	61.7	230.20	30.27	6968.15
2006/11/18	02:49:00	1207.6	917.1	286.0	297.7	256.2	263.4	556.4	537.9	265.5	262.9	232.6	253.9	64.4	62.8	65.5	61.8	230.20	30.27	6968.15
2006/11/18	02:50:00	1207.1	919.1	286.5	296.8	257.2	263.7	553.7	544.1	266.4	262.9	232.7	253.9	65.4	63.6	65.4	63.1	230.20	30.27	6968.15
2006/11/18	02:51:00	1207.1	917.5	286.5	297.3	257.0	263.7	555.2	522.2	265.9	263.2	232.6	253.9	65.5	62.6	66.1	63.2	230.20	30.27	6968.15
2006/11/18	02:52:00	1206.4	918.4	286.5	297.9	257.2	263.7	553.7	447.1	265.9	263.2	232.7	253.9	65.5	63.9	66.2	62.8	229.60	30.21	6936.22
2006/11/18	02:53:00	1207.2	917.1	286.4	298.0	257.2	263.7	554.2	470.2	266.1	262.7	232.7	253.9	65.3	63.4	65.9	63.5	230.20	30.27	6968.15
2006/11/18	02:54:00	1206.6	916.4	286.4	298.5	255.7	262.9	553.9	457.8	264.8	262.6	232.8	253.9	64.2	60.9	65.7	61.1	230.20	30.27	6968.15
2006/11/18	02:55:00	1206.6	916.7	285.9	297.1	255.9	262.6	555.4	464.8	264.8	262.4	232.7	253.9	64.1	61.3	64.8	61.1	230.20	30.27	6968.15
2006/11/18	02:56:00	1207.1	917.5	286.3	297.2	255.6	263.2	554.6	465.3	265.3	262.9	232.9	253.9	65.0	63.4	65.1	61.5	230.10	30.27	6965.13
2006/11/18	02:57:00	1207.3	917.1	286.5	297.7	257.2	264.0	554.3	490.6	266.0	263.0	232.8	253.9	65.4	63.8	65.2	62.6	230.20	30.27	6968.15
2006/11/18	02:58:00	1208.2	914.4	286.2	296.5	256.4	263.5	554.5	474.7	265.1	262.7	232.7	253.8	65.5	64.0	65.7	62.2	230.20	30.27	6968.15
2006/11/18	02:59:00	1206.1	916.9	286.2	297.5	257.2	263.7	555.8	467.5	265.6	262.7	232.8	253.8	65.6	64.2	65.6	61.8	230.20	30.27	6968.15
2006/11/18	03:00:00	1206.1	917.1	286.0	296.7	255.7	262.9	555.2	471.8	265.1	262.7	232.7	253.9	65.8	61.8	65.5	61.6	230.20	30.27	6968.15
2006/11/18	03:01:00	1206.9	914.8	286.2	297.1	256.2	262.9	556.1	463.5	265.4	262.4	232.7	253.8	65.3	62.6	65.3	61.7	230.20	30.27	6968.15
2006/11/18	03:02:00	1206.9	916.3	286.2	297.7	256.4	263.2	555.4	487.1	265.5	262.7	232.8	253.9	64.6	61.7	65.5	62.0	230.20	30.27	6968.15
2006/11/18	03:03:00	1206.6	918.2	286.3	297.6	256.7	262.9	556.1	451.4	265.2	262.7	232.6	253.9	64.6	62.6	65.5	61.2	230.20	30.27	6968.15
2006/11/18	03:04:00	1206.9	917.7	286.4	297.0	257.2	263.2	556.2	479.0	266.5	262.9	232.6	253.8	65.0	64.4	65.6	62.8	230.20	30.27	6968.15
2006/11/18	03:05:00	1206.6	917.4	286.4	297.7	256.7	263.2	554.4	471.2	265.5	263.2	232.5	253.7	64.8	62.3	65.7	62.8	230.20	30.27	6968.15
2006/11/18	03:06:00	1205.9	915.9	286.2	298.2	256.5	263.7	555.6	502.8	264.9	262.7	232.7	253.8	65.2	62.6	65.6	61.8	230.20	30.27	6968.15
2006/11/18	03:07:00	1205.7	916.6	286.2	297.6	256.7	263.8	554.7	449.8	266.1	262.7	232.5	253.7	65.5	64.1	65.5	62.2	230.20	30.27	6968.15
2006/11/18	03:08:00	1207.2	913.6	286.4	297.0	256.9	263.8	555.0	496.1	265.5	262.9	232.6	253.8	65.2	62.6	65.9	62.8	230.20	30.27	6968.15
2006/11/18	03:09:00	1206.8	913.6	285.7	297.8	255.9	262.9	553.7	475.0	264.8	262.6	232.8	253.8	64.1	62.2	65.1	61.2	230.20	30.26	6965.85
2006/11/18	03:10:00	1206.9	913.7	286.2	297.7	255.9	262.7	553.7	514.1	265.0	262.7	232.8	253.8	64.1	63.4	65.1	61.2	230.20	30.27	6968.15
2006/11/18	03:11:00	1206.9	917.2	285.7	297.8	256.2	263.5	554.7	473.3	265.2	262.9	232.9	253.8	65.1	62.8	66.0	62.1	230.20	30.27	6968.15
2006/11/18	03:12:00	1206.2	918.6	285.7	297.9	256.2	262.4	555.8	540.8	265.1	262.7	232.9	253.7	64.6	63.1	65.0	61.3	230.20	30.26	6965.85
2006/11/18	03:13:00	1207.1	916.4	286.0	296.2	255.3	262.9	555.2	489.7	265.0	262.7	232.7	253.7	64.8	61.9	65.3	61.4	230.20	30.27	6968.15
2006/11/18	03:14:00	1206.9	915.8	285.9	298.4	256.2	263.2	555.2	458.5	265.1	262.6	232.7	253.7	64.2	61.9	65.1	61.4	230.20	30.27	6968.15
2006/11/18	03:15:00	1206.2	919.7	286.2	297.5	255.7	263.0	554.9	479.2	265.0	262.7	232.8	253.7	64.6	61.9	65.0	61.3	230.20	30.27	6968.15
2006/11/18	03:16:00	1205.8	918.3	286.2	297.6	256.2	262.4	556.2	473.0	264.9	262.4	232.5	253.7	64.6	61.3	64.8	61.2	230.20	30.27	6968.15
2006/11/18	03:17:00	1205.6	918.1	285.7	297.0	255.7	262.7	555.0	445.7	264.9	262.4	232.5	253.7	64.4	63.7	65.1	61.2	230.20	30.27	6968.15
2006/11/18	03:18:00	1206.8	918.2	286.4	297.2	255.7	264.0	554.3	435.3	264.9	262.7	232.6	253.7	65.3	63.3	65.4	62.1	230.10	30.26	6962.83
2006/11/18	03:19:00	1206.3	917.1	286.2	298.1	255.9	263.7	555.5	452.5	265.0	262.7	232.8	253.7	65.4	62.6	65.7	61.6	230.10	30.26	6962.83
2006/11/18	03:20:00	1206.4	916.6	285.9	297.6	256.2	262.7	556.1	460.0	264.5	262.4	232.7	253.7	63.9	61.2	65.4	61.0	230.10	30.25	6960.53
2006/11/18	03:21:00	1206.3	916.9	286.0	297.3	255.9	262.2	554.9	469.2	264.8	262.4	232.5	253.7	63.9	63.3	64.4	60.6	230.20	30.27	6968.15
2006/11/18	03:22:00	1207.5	913.7	286.2	297.1	255.7	262.6	555.0	470.5	265.1	262.4	232.5	253.6	64.1	62.1	64.8	60.8	230.20	30.27	6968.15
2006/11/18	03:23:00	1206.4	918.7	286.3	296.9	256.5	263.4	555.4	479.1	265.9	262.7	232.4	253.6	64.8	63.2	66.1	62.2	230.20	30.27	6968.15
2006/11/18	03:24:00	1206.3	916.9	286.2	297.6	256.7	263.4	556.2	451.9	265.6	262.7	232.6	253.7	65.0	63.6	65.5	61.9	230.20	30.27	6968.15
2006/11/18	03:25:00	1206.1	916.9	286.3	298.3	256.7	263.5	555.2	446.8	265.2	262.9	232.8	253.6	65.0	62.6	65.3	61.7	230.20	30.27	6968.15
2006/11/18	03:26:00	1205.5	915.0	285.7	297.3	255.7	262.7	555.4	456.5	264.7	262.4	232.7	253.6	63.9	62.1	65.0	60.8	230.20	30.27	6968.15
2006/11/18	03:27:00	1205.5	915.4	285.9	298.1	256.4	262.9	555.3	453.0	264.9	262.4	232.6	253.6	64.6	61.5	65.4	61.1	230.10	30.27	6965.13
2006/11/18	03:28:00	1206.4	917.9	286.2	298.1	256.9	263.4	555.8	468.5	265.2	262.6	232.7	253.6	64.3	62.6	64.2	61.3	230.10	30.26	6962.83
2006/11/18	03:29:00	1206.9	916.4	286.2	297.3	256.5	263.5	554.9	474.7	265.2	262.7	232.6	253.6	65.1	62.4	65.1	62.1	230.20	30.27	6968.15
2006/11/18	03:30:00	1206.6	916.7	286.2	297.9	256.2	263.7	555.6	457.3	265.2	262.4	232.6	253.5	64.8	64.4	65.6	61.6	230.20	30.27	6968.15
2006/11/18	03:31:00	1205.8	915.8	286.2	297.5	256.1	263.5	553.9	485.5	266.1	262.7	232.5	253.5	65.2	63.7	65.4	62.2	230.20	30.27	6968.15
2006/11/18	03:32:00	1205.9	916.6	286.4	297.5	257.0	263.8	554.5	492.0	265.8	262.7	232.5	253.5	64.4	62.6	64.8	62.3	230.20	30.27	6968.15
2006/11/18	03:33:00	1207.6	916.3	285.9	298.0	255.9	263.2	554.5	486.5	265.1	262.4	232.6	253.5	64.4	62.6	64.8	61.8	230.20	30.27	6968.15
2006/11/18	03:34:00	1207.7	918.0	286.2	297.7	256.2	263.4	554.6	468.5	265.4	262.7	232.6	253.6	64.6	63.8	65.3	61.6	230.10	30.26	6962.83
2006/11/18	03:35:00	1207.0	914.7	286.0	297.3	255.7	263.7	554.0	509.3	264.9	262.7	232.7	253.5	63.9	61.0	64.6	61.0	230.00	30.25	6957.50
2006/11/18	03:36:00	1206.1	919.7	286.2	297.3	255.9	263.4	553.9	428.8	265.1	262.4	232.8	253.5	64.0	60.6	64.0	61.0	230.10	30.26	6962.83
2006/11/18	03:37:00	1206.8	916.6	285.9	297.8	256.2	263.4	555.1	477.2	265.1	262.4	232.6	253.5	64.2	61.0	65.0	61.0	230.20	30.27	6968.15
2006/11/18	03:38:00	1207.1	916.4	286.2	297.6	255.9	262.6	555.1	474.8	265.1	262.4	232.5	253.5	63.9	62.1	65.1	60.6	230.10	30.26	6965.13
2006/11/18	03:39:00	1205.9	918.7	285.9	297.9	255.9	263.7	555.2	440.0	265.0	262.6	232.5	253.5	64.0	61.5	65.3	60.8	230.20	30.27	6968.15
2006/11/18	03:40:00	1206.1	918.1	285.7	297.7	256.5	263.2	555.5	449.8</											

Heat Rise Test

1st Run

Date	Time	TC1	TC2	TC3	TC4	TC5	TC6	TC7	TC8	TC9	TC10	TC11	TC12	TC13	TC14	TC15	TC16	VDC	Amps	Watts
2006/11/18	03:42:00	1206.9	915.5	285.4	297.4	255.7	262.9	554.8	468.0	264.8	262.4	232.7	253.5	64.6	63.4	64.0	60.6	230.10	30.26	6962.83
2006/11/18	03:43:00	1206.2	912.3	286.2	297.7	256.5	263.7	554.2	444.5	266.0	262.7	232.5	253.5	65.0	63.4	64.8	62.6	230.20	30.26	6965.85
2006/11/18	03:44:00	1205.7	916.4	285.9	297.6	256.2	262.9	555.4	474.1	264.4	262.4	232.6	253.5	64.6	62.4	64.8	61.0	230.10	30.26	6962.83
2006/11/18	03:45:00	1205.9	916.1	285.9	296.9	255.7	262.4	555.0	444.7	265.0	262.4	232.8	253.5	63.3	61.3	64.1	60.6	230.20	30.27	6968.15
2006/11/18	03:46:00	1206.5	915.9	285.6	297.9	256.2	263.4	553.7	453.5	265.3	262.4	232.8	253.6	63.9	61.3	65.3	61.7	230.20	30.27	6968.15
2006/11/18	03:47:00	1206.5	919.1	286.0	297.6	256.4	263.7	554.3	495.5	264.9	262.4	232.6	253.6	64.3	61.8	65.5	61.0	230.20	30.27	6968.15
2006/11/18	03:48:00	1207.1	918.0	285.9	297.7	256.5	263.4	555.4	447.8	265.1	262.4	232.6	253.6	64.0	61.2	65.5	61.1	230.20	30.27	6968.15
2006/11/18	03:49:00	1207.5	917.1	286.0	297.6	256.4	263.4	554.4	466.7	265.0	262.6	232.5	253.6	64.2	63.4	65.4	61.1	230.20	30.27	6968.15
2006/11/18	03:50:00	1206.9	917.6	286.2	296.6	257.2	263.5	554.3	463.5	266.5	262.9	232.5	253.5	65.1	63.5	65.4	62.6	230.20	30.27	6968.15
2006/11/18	03:51:00	1206.6	919.0	286.2	297.4	256.7	262.7	553.7	436.3	265.0	262.7	232.6	253.5	64.6	61.6	65.6	60.9	230.20	30.27	6968.15
2006/11/18	03:52:00	1206.1	914.4	285.4	297.4	255.9	262.4	553.7	443.0	264.9	262.2	232.6	253.5	63.9	61.6	65.0	60.6	230.20	30.26	6965.85
2006/11/18	03:53:00	1205.8	914.4	285.9	297.5	255.7	262.9	553.2	460.3	265.1	262.4	232.5	253.5	64.0	62.6	64.6	61.6	230.20	30.27	6968.15
2006/11/18	03:54:00	1206.8	916.7	286.0	298.2	257.2	263.4	554.6	436.8	266.0	262.7	232.4	253.5	64.6	63.1	64.4	62.4	230.20	30.27	6968.15
2006/11/18	03:55:00	1206.5	916.1	285.7	298.2	256.2	263.2	554.2	444.3	264.6	262.4	232.6	253.5	64.2	62.0	65.2	60.8	230.20	30.27	6968.15
2006/11/18	03:56:00	1206.8	913.1	285.7	297.2	255.6	263.2	555.8	450.3	264.8	262.2	232.6	253.4	64.2	62.4	64.2	60.9	230.20	30.27	6968.15
2006/11/18	03:57:00	1206.1	916.4	285.7	297.7	255.9	263.2	554.8	434.8	265.1	262.6	232.6	253.5	63.9	61.5	64.8	61.3	230.20	30.27	6968.15
2006/11/18	03:58:00	1205.1	916.1	285.7	298.0	256.4	262.9	554.9	439.6	265.4	262.4	232.7	253.5	64.1	63.1	64.6	61.1	230.20	30.27	6968.15
2006/11/18	03:59:00	1205.4	916.6	285.9	298.1	256.1	263.0	554.2	423.5	264.5	262.2	232.5	253.4	64.2	61.2	64.6	61.0	230.20	30.27	6968.15
2006/11/18	04:00:00	1205.7	917.4	285.4	298.1	255.4	262.7	554.4	473.3	265.0	262.4	232.6	253.4	63.9	61.6	64.4	60.8	230.20	30.27	6968.15
2006/11/18	04:01:00	1205.6	916.3	285.4	297.4	256.2	263.2	554.8	472.0	264.5	262.2	232.4	253.4	63.9	62.6	64.8	60.6	230.20	30.27	6968.15
2006/11/18	04:02:00	1206.4	917.6	285.7	298.0	255.7	263.2	554.5	424.8	265.0	262.4	232.5	253.4	63.7	61.9	64.8	60.8	230.20	30.27	6968.15
2006/11/18	04:03:00	1206.4	915.2	285.2	297.7	256.7	263.7	555.0	447.3	266.0	262.7	232.4	253.4	63.8	63.3	65.0	61.4	230.20	30.27	6968.15
2006/11/18	04:04:00	1207.7	912.7	286.2	297.8	256.7	263.4	553.9	454.8	265.6	262.6	232.4	253.4	64.8	62.4	65.2	61.9	230.20	30.27	6968.15
2006/11/18	04:05:00	1206.2	915.0	285.9	297.9	256.7	263.2	553.4	487.6	265.7	262.6	232.6	253.4	64.1	62.8	65.5	61.7	230.20	30.27	6968.15
2006/11/18	04:06:00	1206.1	915.9	285.4	298.1	256.2	263.2	553.9	442.3	264.9	262.6	232.6	253.4	64.0	63.1	65.3	60.9	230.20	30.27	6968.15
2006/11/18	04:07:00	1206.1	915.1	285.9	297.6	256.2	262.9	555.5	452.4	265.0	262.2	232.4	253.3	63.7	63.4	64.4	60.8	230.20	30.27	6968.15
2006/11/18	04:08:00	1206.4	916.7	284.9	297.9	255.7	263.7	553.7	409.3	265.3	262.4	232.4	253.4	63.8	63.5	64.3	61.0	230.20	30.27	6968.15
2006/11/18	04:09:00	1206.9	916.1	286.0	297.4	256.7	262.9	554.2	497.6	265.8	262.7	232.5	253.3	64.6	62.4	65.0	61.8	230.20	30.27	6968.15
2006/11/18	04:10:00	1205.9	916.6	285.9	298.4	255.7	263.4	555.7	503.5	265.1	262.2	232.5	253.3	63.9	62.6	65.1	60.9	230.10	30.26	6962.83
2006/11/18	04:11:00	1205.9	913.3	285.9	298.2	255.6	263.2	552.9	469.6	264.8	261.9	232.3	253.3	63.6	62.4	65.3	60.9	230.20	30.27	6968.15
2006/11/18	04:12:00	1205.8	917.1	285.4	298.0	256.2	262.7	554.7	448.1	265.0	262.2	232.5	253.3	63.7	61.9	64.6	60.1	230.20	30.27	6968.15
2006/11/18	04:13:00	1206.6	916.0	285.9	297.6	255.7	262.7	554.6	413.2	265.3	262.2	232.4	253.3	63.8	61.2	64.3	60.6	230.20	30.27	6968.15
2006/11/18	04:14:00	1207.1	917.7	285.9	297.4	256.4	263.2	555.1	439.9	264.9	262.2	232.3	253.3	63.8	61.6	64.8	61.0	230.20	30.27	6968.15
2006/11/18	04:15:00	1207.1	914.6	285.6	298.5	256.2	262.7	555.0	445.5	264.9	262.4	232.5	253.3	63.6	61.7	64.3	60.4	230.20	30.27	6968.15
2006/11/18	04:16:00	1206.6	917.9	285.9	297.4	256.5	263.2	555.3	457.6	265.7	262.4	232.7	253.3	63.9	62.6	65.0	61.0	230.20	30.27	6968.15
2006/11/18	04:17:00	1206.9	917.5	285.4	297.3	255.9	262.9	554.8	443.8	264.9	262.4	232.7	253.4	63.9	61.9	65.1	61.1	230.20	30.27	6968.15
2006/11/18	04:18:00	1206.6	913.9	285.7	298.1	256.4	263.4	554.7	449.2	265.3	262.7	232.5	253.4	64.2	64.1	64.4	61.3	230.20	30.27	6968.15
2006/11/18	04:19:00	1206.6	916.4	285.7	297.6	256.2	263.7	554.2	445.5	265.3	262.7	232.5	253.4	63.8	61.2	65.1	62.0	230.20	30.27	6968.15
2006/11/18	04:20:00	1206.4	916.6	285.9	296.0	256.1	263.5	553.4	425.5	265.4	262.4	232.4	253.4	64.3	61.0	64.4	61.3	230.20	30.27	6968.15
2006/11/18	04:21:00	1207.1	916.0	285.9	297.4	255.6	263.0	554.9	469.7	264.9	262.6	232.7	253.4	63.5	60.4	64.0	60.8	230.20	30.27	6968.15
2006/11/18	04:22:00	1206.9	915.2	285.4	297.3	256.5	262.9	554.7	431.8	265.0	262.2	232.7	253.4	63.5	61.0	63.9	60.6	230.20	30.27	6968.15
2006/11/18	04:23:00	1206.6	915.0	285.4	297.0	255.4	263.0	552.9	445.8	264.8	262.4	232.6	253.4	63.9	62.0	64.6	60.8	230.20	30.27	6968.15
2006/11/18	04:24:00	1205.8	918.3	285.7	297.6	255.6	263.4	553.2	470.2	264.8	262.2	232.6	253.3	63.5	61.0	64.1	60.8	230.20	30.27	6968.15
2006/11/18	04:25:00	1206.2	915.7	285.1	297.2	256.1	263.0	553.5	438.5	264.9	262.2	232.3	253.3	63.7	60.6	64.2	60.9	230.20	30.27	6968.15
2006/11/18	04:26:00	1206.6	916.0	285.7	297.9	256.4	262.9	555.7	481.2	264.8	262.4	232.6	253.3	63.8	61.7	64.1	60.8	230.20	30.27	6968.15
2006/11/18	04:27:00	1206.4	916.1	285.2	296.7	255.6	262.2	554.2	434.7	264.8	262.2	232.6	253.3	63.5	63.0	64.3	60.4	230.20	30.27	6968.15
2006/11/18	04:28:00	1206.1	917.1	285.9	296.7	256.7	264.0	554.6	440.1	265.7	262.6	232.4	253.3	64.4	63.5	64.8	61.7	230.20	30.27	6968.15
2006/11/18	04:29:00	1206.2	916.4	285.9	297.5	255.3	263.5	554.5	450.5	265.3	262.4	232.3	253.3	64.0	61.3	64.8	61.8	230.20	30.27	6968.15
2006/11/18	04:30:00	1207.5	916.3	285.6	297.3	256.2	262.9	556.1	433.6	264.7	262.4	232.3	253.3	63.6	62.0	64.6	60.6	230.20	30.27	6968.15
2006/11/18	04:31:00	1205.9	916.4	285.9	297.5	256.2	263.2	554.9	428.5	264.9	262.4	232.6	253.3	63.8	62.6	64.6	60.9	230.20	30.27	6968.15
2006/11/18	04:32:00	1205.5	914.9	286.0	298.0	256.7	263.5	552.9	428.5	265.2	262.6	232.6	253.3	63.9	61.9	65.0	60.6	230.20	30.27	6968.15
2006/11/18	04:33:00	1205.5	915.1	286.0	298.0	257.0	263.7	555.4	439.0	265.4	262.4	232.5	253.3	63.7	62.8	64.6	60.6	230.20	30.27	6968.15
2006/11/18	04:34:00	1205.2	918.4	285.9	297.7	255.7	263.4	554.6	443.0	265.2	262.4	232.6	253.3	64.3	62.1	64.8	60.8	230.20	30.27	6968.15
2006/11/18	04:35:00	1205.2	914.9	285.7	297.4	255.9	263.0	554.4	452.5	264.8	262.2	232.5	253.3	63.6	61.8	64.1	60.6	230.20	30.27	6968.15
2006/11/18	04:36:00	1206.6	917.1	285.9	297.4	255.6	263.2	553.2												

Heat Rise Test

1st Run

Date	Time	TC1	TC2	TC3	TC4	TC5	TC6	TC7	TC8	TC9	TC10	TC11	TC12	TC13	TC14	TC15	TC16	VDC	Amps	Watts
2006/11/18	04:38:00	1205.5	914.9	285.6	297.7	255.7	262.7	555.1	510.4	264.2	262.1	232.5	253.2	63.4	60.4	64.0	60.1	230.20	30.27	6968.15
2006/11/18	04:39:00	1205.9	915.4	285.4	297.4	255.4	261.7	553.9	495.1	264.5	262.2	232.5	253.3	63.3	59.8	63.7	59.4	230.20	30.27	6968.15
2006/11/18	04:40:00	1206.2	916.4	285.6	297.5	255.7	262.4	556.1	507.7	265.1	262.2	232.6	253.3	63.5	60.2	63.8	60.0	230.20	30.27	6968.15
2006/11/18	04:41:00	1206.3	914.8	285.2	297.0	255.9	263.4	554.8	527.3	265.2	262.2	232.4	253.3	64.0	61.6	65.1	60.8	230.20	30.27	6968.15
2006/11/18	04:42:00	1205.9	916.6	285.6	297.9	254.9	263.7	554.7	485.4	264.8	262.2	232.6	253.3	64.4	61.6	64.4	60.6	230.10	30.26	6962.83
2006/11/18	04:43:00	1206.4	916.9	285.7	297.1	255.4	263.7	554.9	457.0	265.3	262.2	232.4	253.2	64.0	61.7	64.4	61.3	230.20	30.26	6968.15
2006/11/18	04:44:00	1206.4	912.8	285.4	297.3	255.7	262.4	554.8	501.8	264.8	261.9	232.2	253.2	63.7	60.4	64.2	60.6	230.20	30.27	6968.15
2006/11/18	04:45:00	1207.6	915.2	285.9	297.3	255.7	263.2	555.0	499.9	265.0	262.2	232.4	253.2	63.5	60.6	64.4	60.4	230.20	30.26	6965.85
2006/11/18	04:46:00	1206.1	917.9	285.6	297.9	256.1	262.9	555.6	464.6	265.0	262.2	232.4	253.2	63.6	61.0	64.2	60.4	230.20	30.27	6968.15
2006/11/18	04:47:00	1206.2	916.4	285.6	296.8	255.7	262.9	555.0	461.0	264.8	261.8	232.3	253.1	63.6	61.4	64.6	60.2	230.20	30.27	6968.15
2006/11/18	04:48:00	1207.9	913.4	284.9	296.7	255.9	262.9	555.5	433.6	264.6	261.7	232.2	253.1	63.3	61.4	63.5	60.0	230.20	30.27	6968.15
2006/11/18	04:49:00	1206.6	917.1	285.6	297.0	256.2	262.9	553.7	520.9	265.7	262.4	232.4	253.1	63.2	61.6	64.6	60.6	230.10	30.27	6965.13
2006/11/18	04:50:00	1205.9	915.7	284.9	297.6	256.1	263.2	555.5	504.7	265.1	262.1	232.3	253.1	63.5	62.0	64.6	60.4	230.20	30.27	6968.15
2006/11/18	04:51:00	1206.5	917.9	285.4	296.9	256.5	263.4	555.0	513.0	265.2	262.2	232.3	253.1	63.9	62.6	64.4	60.9	230.20	30.27	6968.15
2006/11/18	04:52:00	1206.1	915.2	285.7	298.0	256.9	263.4	554.5	494.9	265.3	262.4	232.4	253.1	64.0	62.6	64.8	61.9	230.20	30.27	6968.15
2006/11/18	04:53:00	1206.6	913.9	285.9	296.7	256.7	263.2	553.4	504.8	265.3	262.2	232.3	253.1	64.4	62.6	64.8	61.5	230.20	30.27	6968.15
2006/11/18	04:54:00	1207.3	918.3	284.9	296.9	255.4	262.7	554.8	520.0	264.3	262.1	232.5	253.1	63.9	61.9	64.0	60.4	230.20	30.27	6968.15
2006/11/18	04:55:00	1206.6	916.3	285.7	297.5	256.7	263.4	553.7	426.3	265.0	262.2	232.4	253.1	64.1	61.9	64.2	61.0	230.20	30.27	6968.15
2006/11/18	04:56:00	1205.1	914.7	285.4	297.8	256.4	263.4	554.4	419.8	265.5	262.1	232.3	253.1	64.0	62.8	64.8	61.1	230.20	30.27	6968.15
2006/11/18	04:57:00	1205.4	915.2	285.9	297.4	255.9	263.2	554.3	433.1	265.1	262.2	232.3	253.1	64.3	62.4	64.8	61.4	230.20	30.26	6968.15
2006/11/18	04:58:00	1206.1	915.2	285.7	297.6	256.4	263.4	555.7	459.0	265.3	262.1	232.4	253.2	64.0	61.9	64.8	61.1	230.20	30.27	6968.15
2006/11/18	04:59:00	1206.2	918.4	285.7	296.5	256.5	262.7	555.1	449.3	264.5	261.9	232.4	253.1	64.3	62.2	63.9	60.4	230.20	30.27	6968.15
2006/11/18	05:00:00	1205.9	915.9	285.6	297.6	255.1	263.7	555.0	446.0	265.0	262.1	232.5	253.1	64.0	60.6	64.2	60.2	230.20	30.27	6968.15
2006/11/18	05:01:00	1206.2	915.7	285.4	297.6	255.1	262.4	554.5	522.1	264.4	261.9	232.5	253.1	63.2	60.4	63.2	59.8	230.20	30.27	6968.15
2006/11/18	05:02:00	1207.6	916.9	285.4	296.8	255.9	262.9	555.8	510.9	264.4	261.7	232.2	253.0	63.3	60.6	63.8	60.4	230.20	30.27	6968.15
2006/11/18	05:03:00	1207.0	919.6	285.7	297.4	255.9	263.5	554.2	530.9	265.0	262.2	232.4	253.1	64.0	61.0	63.8	60.6	230.20	30.27	6968.15
2006/11/18	05:04:00	1206.2	915.9	285.2	297.4	255.9	262.9	553.2	502.5	264.6	261.9	232.4	253.1	63.7	60.8	64.3	59.9	230.10	30.27	6965.13
2006/11/18	05:05:00	1206.2	915.6	285.2	297.3	255.3	262.2	554.7	425.5	264.0	261.3	232.3	253.1	62.8	61.2	63.7	59.8	230.10	30.26	6962.83
2006/11/18	05:06:00	1206.2	917.5	284.9	296.9	255.7	262.4	554.0	426.7	264.4	261.9	232.5	253.1	63.2	61.6	63.6	59.8	230.20	30.27	6968.15
2006/11/18	05:07:00	1206.4	915.9	285.4	296.6	255.9	262.9	555.1	515.1	264.3	261.9	232.4	253.1	63.2	61.0	63.7	60.0	230.20	30.27	6968.15
2006/11/18	05:08:00	1206.5	915.7	285.7	296.8	256.2	263.4	555.1	533.7	265.3	261.9	232.2	253.1	63.6	62.3	64.2	61.7	230.20	30.27	6968.15
2006/11/18	05:09:00	1205.9	915.6	285.6	297.6	256.4	263.4	553.2	509.1	264.7	262.1	232.3	253.1	64.2	62.3	64.8	61.0	230.20	30.27	6968.15
2006/11/18	05:10:00	1205.8	915.3	285.2	298.0	255.9	263.2	554.0	474.0	264.7	261.9	232.4	253.1	63.8	62.3	64.1	60.6	230.20	30.27	6968.15
2006/11/18	05:11:00	1206.2	914.6	285.2	296.8	256.4	263.4	554.2	407.5	265.3	261.9	232.2	253.0	63.9	62.4	64.1	60.8	230.20	30.27	6968.15
2006/11/18	05:12:00	1205.9	916.6	285.2	297.2	256.9	263.7	553.9	426.3	265.2	261.9	232.3	253.1	64.1	62.8	64.6	61.6	230.20	30.27	6968.15
2006/11/18	05:13:00	1205.9	917.4	284.9	297.1	256.7	263.2	555.6	510.1	265.2	262.1	232.2	253.1	64.2	63.1	64.6	61.2	230.20	30.27	6968.15
2006/11/18	05:14:00	1205.6	914.8	285.7	297.0	256.7	263.2	554.7	439.5	265.5	262.2	232.2	253.1	63.9	61.6	64.8	61.2	230.20	30.27	6968.15
2006/11/18	05:15:00	1206.4	916.6	285.4	297.1	255.9	263.2	555.1	417.1	264.8	261.9	232.2	253.1	64.0	62.8	64.6	60.4	230.20	30.27	6968.15
2006/11/18	05:16:00	1207.2	917.5	285.1	297.3	256.4	263.4	555.3	450.3	265.2	262.1	232.2	253.0	63.3	63.3	63.8	60.4	230.20	30.27	6968.15
2006/11/18	05:17:00	1205.9	917.5	285.4	297.5	255.6	263.4	552.9	425.6	264.7	262.4	232.3	253.0	63.8	61.2	64.4	60.8	230.20	30.27	6968.15
2006/11/18	05:18:00	1205.8	915.9	285.4	297.0	254.9	263.0	553.7	516.3	264.7	262.1	232.5	253.1	63.5	62.0	63.6	60.1	230.20	30.27	6968.15
2006/11/18	05:19:00	1205.4	917.5	285.6	296.4	255.3	262.7	553.9	482.2	265.5	262.2	232.2	253.0	63.7	60.4	64.0	61.5	230.20	30.27	6968.15
2006/11/18	05:20:00	1205.9	917.4	285.2	297.3	255.6	263.2	553.2	478.2	265.3	262.4	232.1	253.0	63.8	60.4	64.0	61.1	230.20	30.27	6968.15
2006/11/18	05:21:00	1204.8	917.5	285.2	296.2	256.9	263.7	553.7	482.0	265.8	262.2	232.2	253.0	63.9	62.4	64.4	60.9	230.20	30.27	6968.15
2006/11/18	05:22:00	1204.8	916.7	285.7	297.1	255.7	263.4	553.9	439.3	264.7	262.2	232.2	253.0	63.7	61.6	64.4	60.1	230.20	30.27	6968.15
2006/11/18	05:23:00	1205.6	913.4	285.4	297.6	255.7	262.7	554.9	425.2	264.4	262.1	232.3	253.0	63.7	61.3	64.0	60.0	230.10	30.26	6962.83
2006/11/18	05:24:00	1206.2	914.2	285.6	296.9	256.2	263.4	554.5	501.8	265.9	262.2	232.1	253.0	64.2	62.8	64.3	61.5	230.20	30.26	6965.85
2006/11/18	05:25:00	1205.4	914.1	285.7	297.9	256.5	263.4	554.2	410.0	265.9	262.2	232.1	253.1	64.1	62.0	64.4	61.8	230.20	30.27	6968.15
2006/11/18	05:26:00	1205.2	916.3	285.6	297.1	256.2	262.7	554.0	525.1	264.9	262.2	232.5	253.0	64.2	62.0	63.9	60.6	230.20	30.27	6968.15
2006/11/18	05:27:00	1205.5	916.3	285.7	297.6	256.2	263.2	555.1	484.6	265.0	262.1	232.2	253.0	64.0	61.5	64.0	61.3	230.20	30.26	6965.85
2006/11/18	05:28:00	1205.9	916.6	284.9	296.2	256.1	263.0	554.8	446.6	264.7	261.9	232.2	253.0	63.3	60.8	63.8	60.0	230.10	30.27	6965.13
2006/11/18	05:29:00	1204.8	918.4	285.4	297.6	255.4	262.7	556.1	421.0	264.6	261.9	232.6	253.0	63.3	61.2	63.4	60.0	230.20	30.27	6968.15
2006/11/18	05:30:00	1204.8	918.8	285.2	297.8	255.4	262.4	555.2	423.0	264.5	261.6	232.4	253.0	63.1	61.1	63.6	60.0	230.20	30.27	6968.15
2006/11/18	05:31:00	1205.1	916.3	285.4	297.3	255.7	262.2	555.5	417.5	264.5	262.2	232.2	253.1	63.7	63.2	63.5	60.0	230.20	30.27	6968.15
2006/11/18	05:32:00	1204.8	915.5	285.6	297.6															

Heat Rise Test

1st Run

Date	Time	TC1	TC2	TC3	TC4	TC5	TC6	TC7	TC8	TC9	TC10	TC11	TC12	TC13	TC14	TC15	TC16	VDC	Amps	Watts
2006/11/18	05:34:00	1205.5	918.1	285.4	297.1	256.2	262.9	556.0	453.3	264.8	261.9	232.2	253.1	63.0	60.8	64.3	59.8	230.20	30.27	6968.15
2006/11/18	05:35:00	1205.6	915.5	285.4	297.8	256.7	263.7	555.3	414.5	265.6	261.9	232.0	253.0	63.6	62.4	64.3	61.2	230.20	30.27	6968.15
2006/11/18	05:36:00	1207.6	913.9	285.6	297.6	256.2	263.4	554.8	532.6	265.6	262.4	232.0	253.0	64.3	62.2	64.6	61.3	230.20	30.27	6968.15
2006/11/18	05:37:00	1206.2	917.7	285.1	295.7	256.4	263.0	555.5	469.1	264.9	262.1	232.4	253.1	63.5	61.6	63.8	59.8	230.20	30.27	6968.15
2006/11/18	05:38:00	1205.4	914.5	285.4	297.2	255.9	263.0	554.6	424.4	265.3	262.1	232.2	253.0	63.4	62.0	63.7	60.6	230.20	30.27	6968.15
2006/11/18	05:39:00	1205.8	916.6	285.2	297.3	256.5	263.0	552.9	466.5	265.3	262.1	232.1	253.0	64.0	60.6	64.3	61.2	230.10	30.27	6965.13
2006/11/18	05:40:00	1206.6	915.2	285.2	296.8	255.3	261.7	555.3	503.2	264.4	261.9	232.3	253.0	63.0	61.4	63.6	59.7	230.20	30.27	6968.15
2006/11/18	05:41:00	1205.9	913.0	285.6	297.6	256.2	262.9	554.7	476.6	265.3	262.1	232.3	253.0	63.5	61.4	64.0	60.2	230.20	30.27	6968.15
2006/11/18	05:42:00	1206.5	913.1	285.4	297.6	255.7	263.0	555.9	483.6	264.2	261.8	232.2	252.9	63.0	60.4	63.9	59.3	230.20	30.27	6968.15
2006/11/18	05:43:00	1206.1	914.6	284.7	296.6	255.7	262.7	555.5	478.5	264.4	261.8	232.2	253.0	62.6	61.1	63.9	59.6	230.20	30.26	6965.85
2006/11/18	05:44:00	1205.0	918.5	285.7	296.5	254.9	263.4	554.7	445.0	265.1	261.9	232.3	253.0	63.7	61.3	63.7	59.9	230.20	30.27	6968.15
2006/11/18	05:45:00	1205.2	916.6	285.2	296.6	255.4	262.9	555.6	490.3	264.9	261.9	232.3	253.0	63.4	61.3	63.6	59.5	230.20	30.27	6968.15
2006/11/18	05:46:00	1205.1	917.1	285.1	297.6	255.3	262.7	555.9	422.3	264.5	261.8	232.2	253.0	62.8	61.6	63.6	59.9	230.20	30.27	6968.15
2006/11/18	05:47:00	1204.8	916.7	285.7	297.6	255.9	263.5	555.7	414.3	265.0	262.2	232.2	253.0	63.7	62.3	64.0	60.4	230.20	30.27	6968.15
2006/11/18	05:48:00	1205.5	915.6	285.2	296.8	255.9	262.4	554.8	432.0	264.5	261.7	232.2	253.0	63.2	62.3	63.8	59.9	230.20	30.27	6968.15
2006/11/18	05:49:00	1205.9	915.1	285.7	297.2	256.4	263.2	554.2	502.0	265.2	262.2	232.3	253.0	63.3	62.3	63.9	60.6	230.20	30.27	6968.15
2006/11/18	05:50:00	1205.1	917.2	285.2	297.4	255.6	263.0	553.5	452.0	264.9	261.9	232.2	253.0	63.5	62.8	64.4	59.9	230.20	30.27	6968.15
2006/11/18	05:51:00	1205.1	914.1	285.2	297.5	254.9	262.4	554.6	411.5	263.9	261.9	232.1	252.9	63.5	63.2	63.6	59.8	230.20	30.27	6968.15
2006/11/18	05:52:00	1205.7	916.4	285.4	297.9	256.2	263.2	554.2	442.3	266.1	262.4	232.1	252.9	62.8	62.4	64.3	61.7	230.20	30.26	6965.85
2006/11/18	05:53:00	1205.8	914.1	285.4	297.2	255.7	263.2	554.2	434.5	264.6	262.2	232.2	252.9	63.5	60.9	63.9	59.8	230.20	30.27	6968.15
2006/11/18	05:54:00	1205.7	915.4	284.9	297.9	255.1	262.6	554.9	443.3	264.2	261.9	232.3	252.9	62.4	60.0	63.3	58.8	230.20	30.27	6968.15
2006/11/18	05:55:00	1205.9	916.6	284.8	297.0	254.8	262.4	554.6	481.7	264.4	261.6	232.4	253.0	62.8	61.1	62.6	59.0	230.10	30.27	6965.13
2006/11/18	05:56:00	1205.4	912.5	284.9	297.0	255.4	262.4	554.8	406.9	264.5	261.7	232.2	252.9	63.1	62.6	63.8	59.9	230.10	30.27	6965.13
2006/11/18	05:57:00	1205.6	912.9	285.4	296.9	256.2	263.7	555.0	456.5	265.4	261.9	232.0	252.9	63.5	62.4	64.6	61.3	230.20	30.27	6968.15
2006/11/18	05:58:00	1205.4	916.4	285.4	297.8	256.1	263.4	555.2	452.4	264.9	261.7	232.1	252.9	63.6	61.3	65.0	60.4	230.20	30.27	6968.15
2006/11/18	05:59:00	1205.4	914.4	285.4	297.1	255.6	263.2	556.2	488.1	264.5	261.4	231.9	252.9	63.2	62.0	64.4	59.9	230.10	30.27	6967.43
2006/11/18	06:00:00	1206.3	912.1	285.4	296.7	256.1	262.9	552.8	504.2	265.4	262.1	231.8	252.9	63.3	61.1	64.0	61.4	230.20	30.27	6968.15
2006/11/18	06:01:00	1205.8	916.0	284.9	297.3	255.6	263.0	555.2	464.2	264.8	261.9	232.2	252.9	63.4	60.6	63.7	59.8	230.20	30.26	6965.85
2006/11/18	06:02:00	1205.9	913.1	285.6	297.1	256.5	263.2	556.2	466.8	264.7	262.1	232.3	252.9	63.4	62.6	63.5	59.8	230.20	30.27	6968.15
2006/11/18	06:03:00	1206.1	918.7	284.9	297.3	254.8	263.2	555.2	442.2	264.5	261.4	232.1	252.9	63.4	60.6	64.1	59.8	230.10	30.27	6965.13
2006/11/18	06:04:00	1206.6	916.1	284.8	297.8	255.7	263.2	555.8	446.8	264.4	261.7	232.3	252.9	63.1	60.4	64.1	59.5	230.10	30.26	6965.13
2006/11/18	06:05:00	1205.9	915.0	284.9	298.1	255.4	261.2	554.8	470.2	264.3	261.1	231.9	253.0	62.8	60.0	63.3	59.3	230.10	30.27	6965.13
2006/11/18	06:06:00	1206.9	916.6	284.7	298.3	255.7	262.9	555.9	428.0	264.2	261.4	232.2	252.9	62.6	60.2	64.2	59.2	230.10	30.27	6965.13
2006/11/18	06:07:00	1206.3	914.1	285.2	297.7	255.6	262.2	554.9	426.3	264.3	261.4	232.1	252.9	63.5	62.8	64.2	59.5	230.10	30.27	6965.13
2006/11/18	06:08:00	1205.1	917.1	284.9	298.2	255.6	262.9	554.2	405.3	264.5	261.8	232.1	252.9	63.4	60.0	64.1	60.0	230.10	30.26	6965.85
2006/11/18	06:09:00	1206.2	915.1	284.9	297.2	255.4	262.4	554.4	491.8	264.2	261.3	232.2	252.9	62.8	59.9	63.7	59.7	230.20	30.27	6968.15
2006/11/18	06:10:00	1205.7	916.7	285.2	297.2	256.2	262.6	554.6	459.9	264.2	261.4	232.2	252.9	63.0	61.7	63.9	59.8	230.10	30.26	6965.85
2006/11/18	06:11:00	1205.5	914.1	285.4	297.3	256.7	262.9	555.4	434.0	266.0	262.1	232.0	252.9	63.8	62.3	64.0	61.2	230.20	30.26	6965.85
2006/11/18	06:12:00	1205.5	916.1	285.4	297.3	257.0	263.4	556.1	438.1	265.3	261.9	232.1	252.9	63.7	62.1	64.8	61.4	230.10	30.27	6965.13
2006/11/18	06:13:00	1205.2	918.7	284.9	297.2	256.2	263.2	555.2	422.0	265.3	261.6	232.0	252.9	63.8	60.6	63.7	60.6	230.20	30.26	6965.85
2006/11/18	06:14:00	1205.2	915.4	284.9	297.4	256.4	263.4	554.2	482.7	265.0	261.7	232.1	252.8	63.6	61.0	64.3	60.0	230.20	30.27	6968.15
2006/11/18	06:15:00	1205.9	917.2	285.4	297.5	256.1	263.7	555.3	475.8	265.7	261.9	232.2	252.8	63.9	62.4	64.3	61.3	230.20	30.27	6968.15
2006/11/18	06:16:00	1205.9	916.4	285.2	296.7	256.2	263.4	554.5	425.5	264.0	261.8	232.1	252.9	63.7	61.6	64.1	60.1	230.20	30.27	6968.15
2006/11/18	06:17:00	1205.9	915.4	285.4	297.1	255.3	263.4	554.8	458.4	263.9	261.8	232.0	252.9	63.4	62.3	64.1	60.1	230.10	30.26	6965.13
2006/11/18	06:18:00	1206.4	914.4	285.4	296.7	255.3	262.9	554.2	427.2	265.2	262.1	231.9	252.9	64.1	61.3	64.1	61.8	230.20	30.26	6965.85
2006/11/18	06:19:00	1205.6	916.9	284.9	296.5	255.4	262.4	554.3	459.4	264.4	261.7	232.2	252.9	63.2	61.6	63.8	60.2	230.10	30.26	6965.13
2006/11/18	06:20:00	1205.8	917.1	285.4	297.7	255.7	262.9	553.9	474.8	265.2	261.9	232.3	252.9	63.5	61.1	63.5	60.4	230.20	30.27	6968.15
2006/11/18	06:21:00	1205.5	915.7	285.2	297.2	255.7	263.4	554.8	433.0	264.3	261.8	232.2	252.8	63.1	61.0	64.3	59.8	230.20	30.27	6968.15
2006/11/18	06:22:00	1204.9	914.1	285.4	297.8	256.1	263.4	555.7	442.8	265.3	261.8	232.2	252.8	63.3	62.1	64.2	60.6	230.20	30.27	6968.15
2006/11/18	06:23:00	1204.6	913.4	285.2	296.9	256.2	263.4	555.0	414.0	265.6	261.8	232.0	252.9	63.8	61.0	64.8	61.1	230.20	30.27	6968.15
2006/11/18	06:24:00	1205.1	914.6	284.8	297.1	255.4	263.2	555.9	424.8	264.3	261.7	232.0	252.9	63.6	61.3	64.3	60.0	230.20	30.27	6968.15
2006/11/18	06:25:00	1205.5	915.9	284.8	297.4	255.2	263.2	555.4	415.5	264.4	261.4	232.2	252.9	63.4	61.2	64.0	59.7	230.20	30.27	6968.15
2006/11/18	06:26:00	1205.4	916.6	284.9	296.4	255.7	262.4	554.4	418.9	264.4	261.8	232.1	252.9	63.4	61.3	64.6	60.0	230.20	30.27	6968.15
2006/11/18	06:27:00	1205.8	913.4	284.7	296.4	254.8	262.7	555.2	445.0	264.6	261.7	232.2	252.9	63.7	60.9	64.1	60.1	230.20	30.27	6968.15
2006/11/18	06:28:00	1205.4	917.4	285.2	297.5															

Heat Rise Test

1st Run

Date	Time	TC1	TC2	TC3	TC4	TC5	TC6	TC7	TC8	TC9	TC10	TC11	TC12	TC13	TC14	TC15	TC16	VDC	Amps	Watts
2006/11/18	06:30:00	1205.4	914.1	285.4	296.2	255.2	262.9	554.5	415.8	264.5	261.7	232.0	252.8	63.7	62.1	63.5	60.0	230.20	30.27	6968.15
2006/11/18	06:31:00	1205.1	915.5	284.8	296.5	255.4	262.9	553.9	406.6	264.2	261.7	232.0	252.8	63.7	60.0	63.6	59.9	230.20	30.27	6968.15
2006/11/18	06:32:00	1204.8	916.6	285.2	297.1	254.9	262.4	554.7	473.4	264.9	261.4	232.0	252.8	63.3	63.3	63.9	60.0	230.20	30.26	6965.85
2006/11/18	06:33:00	1205.6	917.1	284.9	296.2	254.9	263.4	551.7	439.6	265.0	261.9	232.0	252.8	63.1	63.1	64.2	60.9	230.20	30.27	6968.15
2006/11/18	06:34:00	1205.9	916.9	285.2	296.9	254.7	263.0	555.0	405.3	265.4	261.8	231.9	252.8	63.6	62.3	64.0	61.4	230.10	30.26	6962.83
2006/11/18	06:35:00	1205.1	913.6	285.2	296.9	255.6	263.4	554.0	407.7	265.5	261.9	232.0	252.8	64.1	62.6	63.7	60.9	230.20	30.27	6968.15
2006/11/18	06:36:00	1205.8	915.3	285.2	296.4	255.9	263.0	554.8	417.7	265.4	262.4	232.0	252.8	63.5	61.2	64.4	61.6	230.20	30.27	6968.15
2006/11/18	06:37:00	1207.1	914.5	285.2	297.0	255.6	263.2	553.9	459.4	265.0	261.9	232.2	252.8	63.1	61.4	64.6	60.6	230.20	30.27	6968.15
2006/11/18	06:38:00	1208.3	914.8	285.1	296.7	256.2	263.5	554.2	471.6	264.6	261.9	232.3	252.8	63.7	62.8	64.0	60.2	230.10	30.26	6962.83
2006/11/18	06:39:00	1206.1	916.7	285.2	296.4	256.4	263.2	554.0	458.5	265.3	261.9	232.3	252.8	63.8	61.8	64.2	61.1	230.10	30.26	6962.83
2006/11/18	06:40:00	1206.1	915.0	285.2	296.5	255.6	263.4	554.5	508.2	265.5	261.9	232.0	252.8	62.8	61.5	64.8	61.4	230.20	30.27	6968.15
2006/11/18	06:41:00	1205.9	916.1	285.2	296.9	255.9	263.0	554.9	453.3	265.9	262.1	232.0	252.8	64.1	62.8	63.3	61.3	230.20	30.26	6965.85
2006/11/18	06:42:00	1205.7	916.9	284.9	296.7	256.4	263.4	554.4	480.5	266.0	262.2	232.0	252.8	63.3	63.1	64.6	62.0	230.20	30.27	6968.15
2006/11/18	06:43:00	1205.1	913.9	285.2	297.8	255.7	263.4	554.4	444.0	265.7	262.2	232.0	252.7	63.3	62.0	64.4	61.9	230.20	30.27	6968.15
2006/11/18	06:44:00	1205.2	916.3	285.2	296.2	255.9	262.7	554.2	452.8	264.4	261.7	232.2	252.7	63.4	61.7	64.6	59.8	230.20	30.27	6968.15
2006/11/18	06:45:00	1204.9	917.5	285.1	296.9	254.9	262.9	553.2	404.6	264.4	261.7	232.1	252.7	63.1	60.4	63.2	59.8	230.20	30.26	6965.85
2006/11/18	06:46:00	1205.1	915.5	285.1	296.0	255.3	263.2	554.8	413.2	265.6	261.9	232.1	252.7	63.2	62.3	64.6	60.8	230.10	30.27	6965.13
2006/11/18	06:47:00	1204.9	915.0	285.4	296.7	256.4	262.7	554.7	400.1	265.4	261.9	232.1	252.7	63.3	61.6	64.3	61.2	230.20	30.27	6968.15
2006/11/18	06:48:00	1205.1	913.4	284.9	296.8	255.9	262.9	554.4	406.1	264.6	261.4	231.9	252.7	63.6	61.1	64.6	60.1	230.10	30.27	6965.13
2006/11/18	06:49:00	1205.7	914.2	285.1	296.4	254.7	262.9	551.9	451.0	264.5	261.8	232.1	252.7	63.2	64.2	64.4	60.2	230.10	30.11	6931.32
2006/11/18	06:50:00	1205.0	916.6	285.2	295.7	254.8	263.2	554.4	460.0	266.2	262.1	231.9	252.7	63.5	63.6	64.4	62.4	230.20	30.24	6961.25
2006/11/18	06:51:00	1204.1	911.4	285.2	296.7	256.7	262.6	553.1	407.1	266.2	262.2	231.9	252.6	63.3	63.1	65.2	62.6	230.10	30.27	6965.13
2006/11/18	06:52:00	1204.6	917.9	285.4	297.9	254.5	263.4	554.5	430.2	265.1	262.2	231.9	252.7	63.6	62.2	64.6	61.1	229.90	30.23	6949.88
2006/11/18	06:53:00	1205.1	917.6	285.2	297.4	254.0	262.9	554.9	426.3	264.8	261.9	232.1	252.7	63.2	62.6	63.6	60.6	230.20	30.27	6968.15
2006/11/18	06:54:00	1205.0	915.9	285.2	296.4	255.7	263.4	554.9	442.8	265.9	262.2	232.0	252.7	63.0	63.0	64.2	61.7	230.20	30.26	6965.85
2006/11/18	06:55:00	1205.4	914.9	285.4	296.9	256.9	263.4	553.7	454.8	265.8	262.4	232.0	252.8	62.2	61.3	64.1	62.4	230.20	30.27	6968.15
2006/11/18	06:56:00	1205.1	916.1	285.2	297.1	254.8	263.7	553.9	468.9	265.6	262.4	232.0	252.7	62.2	60.9	64.4	61.1	230.20	30.26	6965.85
2006/11/18	06:57:00	1205.0	915.9	285.4	296.7	256.4	263.4	554.7	485.0	265.7	262.1	232.1	252.7	63.6	62.4	64.1	61.1	230.20	30.26	6965.85
2006/11/18	06:58:00	1206.3	915.7	285.4	296.9	255.4	263.4	553.9	460.5	265.5	262.2	232.1	252.7	63.1	62.4	64.6	60.9	230.00	30.26	6959.80
2006/11/18	06:59:00	1206.3	915.8	285.2	296.8	255.4	263.0	553.9	466.5	266.2	262.2	232.0	252.7	63.1	63.3	64.6	61.7	230.00	30.15	6943.55
2006/11/18	07:00:00	1205.9	914.9	285.2	296.7	255.4	263.5	553.4	474.5	265.0	262.4	232.0	252.7	62.6	63.1	64.0	63.1	230.10	30.26	6962.83
2006/11/18	07:01:00	1204.9	915.3	285.2	297.6	254.4	263.4	554.0	519.4	265.3	262.2	232.1	252.6	62.6	61.9	63.8	61.2	230.00	30.25	6957.50
2006/11/18	07:02:00	1204.1	916.1	285.2	297.4	253.6	263.2	554.5	471.5	265.5	262.2	232.1	252.7	62.2	61.5	63.8	61.1	230.10	30.26	6962.83
2006/11/18	07:03:00	1204.1	916.3	285.4	297.5	256.4	263.4	554.3	406.2	265.8	262.1	231.9	252.7	63.8	60.8	64.1	61.9	230.10	30.26	6962.83
2006/11/18	07:04:00	1206.1	916.1	285.2	296.5	254.4	263.4	554.0	400.6	265.6	262.2	232.0	252.7	63.3	62.0	64.2	60.9	230.20	30.26	6965.85
2006/11/18	07:05:00	1205.1	917.7	285.4	297.4	253.4	263.4	552.9	404.9	265.3	261.9	232.2	252.7	63.1	61.9	63.7	60.6	229.80	30.25	6957.50
2006/11/18	07:06:00	1206.5	913.6	285.2	296.8	255.1	263.7	553.7	408.9	265.6	261.9	232.1	252.6	63.1	62.1	63.6	61.7	229.70	30.24	6946.13
2006/11/18	07:07:00	1204.9	918.0	285.4	296.8	255.4	263.5	553.7	458.2	264.4	261.7	232.1	252.6	63.7	61.4	64.0	61.7	230.10	30.26	6962.83
2006/11/18	07:08:00	1206.1	915.3	285.6	296.4	256.1	263.4	554.4	441.5	265.5	261.7	232.0	252.6	63.7	61.7	64.4	61.8	230.20	30.26	6965.85
2006/11/18	07:09:00	1205.4	914.7	285.4	297.7	255.4	263.4	554.3	418.5	265.6	262.1	232.1	252.7	63.2	62.0	64.2	61.8	230.10	30.26	6962.83
2006/11/18	07:10:00	1205.6	915.6	285.4	296.6	254.2	263.4	554.7	420.4	265.9	262.2	231.8	252.7	63.9	62.6	64.8	62.1	230.10	30.26	6962.83
2006/11/18	07:11:00	1206.9	911.7	285.4	296.6	254.3	262.9	552.4	470.0	265.5	262.2	232.0	252.8	63.3	62.6	64.6	62.8	230.10	30.26	6965.13
2006/11/18	07:12:00	1205.9	915.0	285.2	297.4	254.3	263.4	553.5	429.8	265.7	262.6	231.8	252.7	62.6	63.8	63.3	63.6	230.10	30.25	6962.83
2006/11/18	07:13:00	1206.6	915.1	285.4	296.5	254.2	263.4	552.6	446.3	266.3	262.9	231.8	252.7	62.0	64.2	64.3	63.8	230.10	30.25	6960.53
2006/11/18	07:14:00	1204.6	914.4	285.4	296.9	254.7	263.0	553.9	443.3	266.2	263.2	231.8	252.8	63.4	63.5	64.0	63.9	230.10	30.26	6962.83
2006/11/18	07:15:00	1204.5	916.9	285.4	297.3	254.4	263.4	555.5	466.1	265.6	262.7	232.1	252.8	63.9	63.6	64.8	63.1	230.00	30.25	6957.50
2006/11/18	07:16:00	1205.1	916.0	285.4	296.0	254.0	263.2	553.4	449.8	266.4	262.7	231.9	252.8	64.3	62.6	63.9	62.8	230.00	30.25	6959.80
2006/11/18	07:17:00	1206.6	915.4	285.2	296.8	254.5	262.9	553.9	444.3	266.4	262.9	232.1	252.8	62.0	63.0	62.6	62.6	230.00	30.23	6957.50
2006/11/18	07:18:00	1205.1	917.7	285.2	296.9	254.4	263.2	554.3	444.3	266.0	262.6	232.1	252.8	62.6	62.6	64.2	62.0	230.10	30.26	6962.83
2006/11/18	07:19:00	1205.4	914.7	285.4	296.5	254.9	263.2	553.7	448.5	266.7	262.9	231.8	252.7	62.2	63.6	64.8	62.8	230.00	30.24	6961.25
2006/11/18	07:20:00	1206.1	914.8	285.4	296.1	254.7	263.2	553.7	421.2	266.1	263.2	231.9	252.7	62.6	63.0	64.8	61.2	230.00	30.25	6957.50
2006/11/18	07:21:00	1205.4	914.9	285.4	296.4	254.9	262.9	553.9	456.2	266.8	263.4	231.8	252.7	62.8	63.7	64.1	63.6	230.10	30.26	6962.83
2006/11/18	07:22:00	1205.4	916.0	285.2	296.9	255.7	262.9	553.4	421.7	265.1	262.7	231.9	252.8	63.5	61.9	64.1	61.0	230.10	30.25	6962.83
2006/11/18	07:23:00	1204.1	916.1	285.2	297.3	254.1	262.7	553.4	454.5	265.2	262.7	232.4	252.8	63.7	63.7	64.1	60.4	230.00	30.26	6959.80
2006/11/18	07:24:00	1204.0	916.7	285.4	296.5															

Heat Rise Test 1st Run

Radioactive Material Transport Packaging System Safety Analysis Report
for Model AOS-025, AOS-050, and AOS-100 Transport Packages, Rev. G, July 27, 2012 (Docket No. 71-9316)

Date	Time	TC1	TC2	TC3	TC4	TC5	TC6	TC7	TC8	TC9	TC10	TC11	TC12	TC13	TC14	TC15	TC16	VDC	Amps	Watts
2006/11/18	07:26:00	1205.4	914.4	285.2	297.2	254.3	262.7	554.9	440.6	265.5	262.7	232.3	252.8	63.3	61.7	64.6	61.5	229.90	30.25	6954.47
2006/11/18	07:27:00	1204.5	916.9	285.2	297.8	254.9	262.7	554.3	428.3	264.9	262.6	232.2	252.8	63.7	61.8	64.6	61.5	230.10	30.26	6962.83
2006/11/18	07:28:00	1205.4	915.6	285.1	296.4	255.2	262.9	555.0	454.4	266.0	262.6	232.2	252.8	63.9	61.1	65.0	61.1	230.00	30.23	6952.90
2006/11/18	07:29:00	1205.5	914.5	285.2	296.7	255.1	263.2	554.3	432.6	265.9	262.4	232.1	252.9	63.7	61.9	64.6	61.6	230.10	30.25	6962.83
2006/11/18	07:30:00	1204.9	913.6	285.4	296.8	254.6	263.2	553.4	418.3	266.6	263.2	231.9	252.8	62.8	63.0	64.6	63.6	229.90	30.23	6949.88
2006/11/18	07:31:00	1205.1	912.7	285.6	296.9	255.7	263.4	553.2	452.5	266.3	263.4	232.1	252.9	63.2	62.6	64.6	62.6	229.90	30.23	6949.88
2006/11/18	07:32:00	1205.1	917.4	285.7	297.3	255.1	262.9	555.9	430.1	266.1	262.9	232.4	252.9	63.6	61.9	64.2	62.3	230.00	30.24	6955.20
2006/11/18	07:33:00	1206.2	915.7	285.6	296.5	254.7	263.5	555.0	420.6	265.8	262.7	232.1	252.9	63.8	63.4	64.2	61.5	230.00	30.25	6959.80
2006/11/18	07:34:00	1204.9	914.4	285.2	297.1	254.5	263.4	553.5	465.0	266.3	262.6	232.2	252.9	63.9	63.6	65.1	62.2	229.90	30.25	6957.50
2006/11/18	07:35:00	1205.1	912.0	285.1	296.6	255.9	262.7	554.7	434.6	266.4	262.6	232.2	252.8	64.0	62.3	63.7	62.0	230.00	30.25	6957.50
2006/11/18	07:36:00	1204.9	914.4	285.4	296.9	254.9	263.4	551.9	439.3	265.5	262.4	232.4	252.8	63.9	62.4	64.6	61.2	230.00	30.25	6959.80
2006/11/18	07:37:00	1204.7	913.6	285.4	296.0	254.9	262.7	554.8	448.5	264.6	262.2	232.5	252.7	63.2	62.8	64.0	59.4	229.90	30.23	6952.18
2006/11/18	07:38:00	1205.4	912.4	284.4	296.5	254.1	262.9	553.2	476.9	265.5	261.9	232.4	252.6	62.3	63.0	63.9	59.8	229.90	30.22	6947.58
2006/11/18	07:39:00	1205.0	913.4	285.4	296.7	253.8	262.7	553.2	478.7	265.5	262.2	232.3	252.6	63.3	61.9	63.9	60.9	229.70	30.21	6939.24
2006/11/18	07:40:00	1206.1	913.7	285.2	296.6	254.0	262.7	554.6	464.5	265.2	262.2	232.2	252.5	61.9	62.6	64.2	60.4	230.10	30.22	6953.62
2006/11/18	07:41:00	1205.7	915.4	285.2	296.8	253.6	262.4	554.2	464.5	265.4	262.4	232.3	252.5	62.6	62.6	63.9	60.9	230.20	30.25	6963.55
2006/11/18	07:42:00	1205.2	912.6	285.1	295.9	254.3	262.9	554.5	448.9	266.0	262.4	232.1	252.5	62.6	62.1	64.0	61.6	230.10	30.26	6962.83
2006/11/18	07:43:00	1205.1	912.6	285.4	296.5	254.6	262.7	553.1	417.0	265.8	262.2	232.2	252.5	63.2	61.0	63.6	60.6	229.90	30.24	6955.20
2006/11/18	07:44:00	1205.8	916.1	285.4	295.6	255.4	262.9	555.2	432.2	265.5	262.6	232.3	252.5	63.5	61.9	63.6	61.8	230.00	30.24	6955.20
2006/11/18	07:45:00	1205.1	913.1	285.2	296.0	255.4	263.0	553.7	433.0	265.7	262.4	232.3	252.5	62.6	61.8	64.3	61.2	229.80	30.23	6953.75
2006/11/18	07:46:00	1205.2	913.1	285.1	296.4	254.9	262.7	554.5	408.8	265.2	262.1	232.2	252.5	63.1	61.1	63.6	60.0	230.00	30.22	6959.67
2006/11/18	07:47:00	1205.8	915.4	285.2	296.4	254.1	262.7	554.8	438.8	265.6	262.6	232.2	252.5	62.4	63.1	63.1	61.2	229.50	30.25	6944.67
2006/11/18	07:48:00	1205.1	915.0	285.4	296.1	254.5	262.9	555.8	429.3	265.6	262.4	232.2	252.5	61.9	60.4	63.7	61.7	230.00	30.24	6955.20
2006/11/18	07:49:00	1205.0	913.4	285.2	295.9	254.3	262.4	556.9	430.2	265.7	262.4	232.0	252.5	62.8	62.1	63.9	61.8	229.90	30.21	6945.28
2006/11/18	07:50:00	1205.0	915.0	284.8	295.9	254.5	262.2	556.7	446.3	265.2	262.2	232.1	252.4	63.1	62.4	64.1	60.4	229.90	30.24	6952.18
2006/11/18	07:51:00	1204.6	917.5	285.1	296.5	253.8	262.4	556.6	429.3	265.0	261.9	232.3	252.4	63.0	62.6	63.7	60.2	230.10	30.26	6962.83
2006/11/18	07:52:00	1204.9	915.7	285.1	295.7	254.4	262.2	557.2	442.3	265.9	261.8	232.1	252.4	63.0	62.8	62.6	61.1	230.20	30.23	6961.97
2006/11/18	07:53:00	1204.9	912.7	285.2	296.0	255.1	262.2	557.4	433.4	265.6	261.9	232.1	252.4	63.5	62.1	63.9	61.4	230.10	30.26	6965.13
2006/11/18	07:54:00	1205.5	915.6	285.2	296.7	254.7	263.0	557.9	488.4	265.1	262.1	232.3	252.5	63.6	62.0	63.9	60.6	230.10	30.26	6962.83
2006/11/18	07:55:00	1205.9	916.0	285.4	296.7	255.2	262.7	557.4	443.5	266.0	262.4	232.3	252.6	63.7	61.8	64.6	61.5	229.90	30.23	6952.18
2006/11/18	07:56:00	1205.4	916.0	285.6	296.7	254.9	262.9	557.4	461.7	265.8	262.7	232.5	252.7	63.3	61.9	64.3	61.7	229.80	30.17	6936.08
2006/11/18	07:57:00	1204.8	915.1	285.6	297.5	254.5	262.9	558.2	451.3	266.4	262.7	232.3	252.8	62.8	63.2	63.5	62.8	229.60	30.20	6936.22
2006/11/18	07:58:00	1204.3	915.0	285.7	296.4	255.4	262.9	557.9	425.0	266.2	263.0	232.5	252.9	63.6	60.6	62.6	61.1	230.10	30.25	6962.83
2006/11/18	07:59:00	1205.1	916.6	285.4	295.7	253.6	262.2	559.5	452.0	265.1	261.9	232.4	252.8	60.6	57.7	61.5	57.8	229.70	30.20	6936.94
2006/11/18	08:00:00	1204.4	914.7	285.2	296.4	254.0	261.9	558.4	392.9	264.6	261.9	232.2	252.5	57.4	56.8	59.5	57.4	230.00	30.21	6951.32
2006/11/18	08:01:00	1203.6	916.1	284.4	296.0	253.2	261.3	558.8	402.4	263.4	261.6	232.0	252.2	58.6	53.4	59.2	54.9	229.80	30.23	6946.85
2006/11/18	08:02:00	1204.4	914.6	284.6	295.6	252.7	261.4	556.9	422.9	263.7	260.8	231.8	252.0	58.8	57.1	59.6	56.6	229.60	30.22	6940.81
2006/11/18	08:03:00	1204.1	913.1	284.4	295.2	252.5	261.4	557.1	418.3	264.0	261.2	231.7	251.8	59.3	56.8	59.4	57.1	229.60	30.22	6940.81
2006/11/18	08:04:00	1204.9	914.9	284.4	295.4	252.6	261.6	558.4	447.0	264.7	261.2	231.7	251.8	59.1	59.4	57.7	57.7	229.90	30.23	6952.90
2006/11/18	08:05:00	1204.8	913.7	284.4	295.2	253.9	261.7	557.5	433.8	265.0	261.8	231.8	251.9	60.2	58.9	60.6	58.6	230.00	30.23	6955.92
2006/11/18	08:06:00	1203.8	913.6	284.9	295.6	253.7	261.4	558.8	414.2	264.4	261.3	231.8	252.1	61.1	58.9	61.6	59.1	230.10	30.25	6960.53
2006/11/18	08:07:00	1203.7	914.2	284.6	295.9	253.7	261.6	559.0	432.9	264.6	261.4	232.2	252.2	61.8	59.2	62.8	59.1	230.00	30.24	6955.20

Test Report TR63001-07N

Appendix A

Page 111 of 111



APPENDIX B

Heat Rise Rerun Tabulated Data

Test Report No. TR63001-07N
Revision 0
Appendix B
Page No. 1 of 99

Heat Rise Run Rerun

Date	Time	TC1	TC2	TC3	TC4	TC5	TC6	TC7	TC8	TC9	TC10	TC11	TC12	TC13	TC14	TC15	TC16	VDC	Amps	Watts
2006/11/20	10:33:00	128.2	127.0	121.5	104.8	100.7	114.7	127.0	-0.8	115.2	116.5	104.0	109.5	59.8	59.1	59.7	58.6	-0.30	-0.04	0.00
2006/11/20	10:34:00	135.6	148.2	121.7	106.2	100.8	114.5	132.3	7.4	115.2	117.2	104.3	109.5	59.4	58.6	59.4	58.0	229.90	30.35	6983.54
2006/11/20	10:35:00	185.0	204.0	121.7	108.3	100.9	114.7	142.9	14.2	115.1	116.8	104.3	109.5	59.6	59.3	59.4	58.1	230.00	30.25	6969.73
2006/11/20	10:36:00	270.5	272.8	121.5	111.7	101.1	114.7	152.9	27.8	115.2	116.8	104.4	109.5	59.7	59.3	59.4	58.0	230.70	30.10	6944.07
2006/11/20	10:37:00	386.1	342.4	121.5	114.0	100.8	114.8	166.8	27.7	115.2	116.8	104.4	109.7	59.8	59.3	59.6	58.4	230.70	29.95	6909.47
2006/11/20	10:38:00	512.5	404.0	121.5	116.6	101.1	114.7	176.8	25.4	115.4	116.6	104.4	109.8	59.9	59.6	59.7	58.6	230.70	29.91	6900.24
2006/11/20	10:39:00	628.5	460.8	121.5	118.3	101.3	114.6	188.7	38.4	115.2	116.6	104.4	110.0	60.0	59.4	59.7	58.9	230.70	29.94	6909.47
2006/11/20	10:40:00	728.3	520.5	121.5	120.8	101.6	114.7	198.0	44.3	115.4	116.6	104.4	110.1	59.9	59.5	59.9	58.8	230.70	30.11	6948.68
2006/11/20	10:41:00	807.0	560.9	121.5	122.7	102.0	114.6	206.9	59.1	115.3	116.6	104.4	110.1	60.0	59.1	59.9	58.6	230.70	30.21	6972.47
2006/11/20	10:42:00	866.3	593.5	121.5	125.0	102.6	114.7	216.4	66.6	115.3	116.6	104.4	110.4	59.8	59.6	59.6	58.8	230.70	30.26	6983.29
2006/11/20	10:43:00	912.8	616.8	121.5	127.7	102.7	114.8	225.1	75.3	115.3	116.6	104.4	110.6	59.8	59.6	59.6	58.8	230.70	30.29	6987.90
2006/11/20	10:44:00	949.6	640.1	121.5	129.0	103.1	114.9	233.1	76.9	115.6	116.8	104.4	110.9	59.6	59.4	59.5	58.8	230.70	30.31	6994.82
2006/11/20	10:45:00	977.3	653.8	121.5	132.3	104.3	114.9	240.4	88.4	115.6	116.6	104.4	111.1	59.9	59.3	59.9	59.1	230.70	30.32	6994.82
2006/11/20	10:46:00	1000.5	669.5	121.5	133.5	104.8	115.0	244.2	106.8	115.6	116.8	104.4	111.4	60.1	59.5	59.9	58.9	230.70	30.33	6997.13
2006/11/20	10:47:00	1019.3	682.5	121.5	134.7	105.3	114.9	251.3	109.0	115.6	116.8	104.6	111.7	60.1	59.5	60.0	59.1	230.70	30.33	7000.16
2006/11/20	10:48:00	1033.8	692.2	121.5	136.8	106.1	114.9	257.2	116.1	115.8	116.8	104.4	111.9	59.9	59.5	60.0	58.9	230.70	30.34	6999.44
2006/11/20	10:49:00	1045.8	701.5	121.5	139.0	106.6	115.0	263.5	119.3	115.6	116.8	104.4	112.1	60.1	59.3	60.1	59.1	230.70	30.34	6999.44
2006/11/20	10:50:00	1054.8	712.0	121.5	139.8	107.5	114.9	267.0	122.3	115.6	116.8	104.3	112.3	60.2	59.5	60.1	59.4	230.40	30.31	6983.42
2006/11/20	10:51:00	1062.5	717.3	121.5	141.3	108.1	114.9	272.2	125.3	115.6	116.8	104.4	112.6	60.0	59.5	59.6	59.1	230.60	30.33	6996.40
2006/11/20	10:52:00	1069.5	721.5	121.5	142.1	109.0	114.9	276.8	134.8	115.8	116.6	104.2	112.8	60.0	59.2	59.6	58.9	230.40	30.33	6988.03
2006/11/20	10:53:00	1075.0	725.3	121.1	142.0	109.8	114.8	279.7	140.5	115.6	116.5	104.2	113.0	60.1	59.5	59.9	59.0	229.60	30.22	6938.51
2006/11/20	10:54:00	1081.0	725.8	121.1	144.0	110.3	114.6	282.5	140.2	115.4	116.3	104.1	113.1	60.1	59.5	59.6	59.0	228.80	30.09	6884.59
2006/11/20	10:55:00	1085.0	733.5	121.1	145.0	110.7	114.5	285.1	144.5	115.3	116.1	104.0	113.3	59.9	59.4	59.7	59.0	229.50	30.20	6933.20
2006/11/20	10:56:00	1087.8	737.5	120.8	145.6	111.3	114.5	287.1	157.8	115.1	116.3	104.1	113.3	59.8	59.2	59.7	58.4	230.10	30.25	6960.53
2006/11/20	10:57:00	1090.7	741.8	120.8	147.0	112.3	114.5	290.4	158.3	115.3	116.3	104.0	113.5	59.4	59.2	59.4	59.1	229.90	30.21	6945.28
2006/11/20	10:58:00	1093.7	744.6	121.0	147.5	112.8	114.4	292.8	158.3	115.1	116.1	103.9	113.7	59.4	59.5	59.2	59.0	229.70	30.23	6943.83
2006/11/20	10:59:00	1095.8	746.9	121.0	148.5	113.3	114.6	296.5	160.3	115.3	116.1	103.9	113.8	59.7	59.1	59.2	59.1	230.10	30.27	6965.13
2006/11/20	11:00:00	1099.0	750.2	121.1	149.0	114.2	114.5	298.4	152.7	115.3	116.3	104.0	114.2	59.6	59.8	59.7	59.4	229.50	30.22	6935.49
2006/11/20	11:01:00	1100.2	753.5	121.1	150.4	115.1	114.5	301.2	155.9	115.3	116.3	103.9	114.4	59.6	59.7	59.6	59.1	229.60	30.17	6927.03
2006/11/20	11:02:00	1102.2	752.4	121.1	151.8	116.1	114.5	301.1	152.0	115.2	116.3	104.0	114.7	60.1	59.6	60.0	59.4	229.80	30.20	6939.96
2006/11/20	11:03:00	1104.2	753.5	121.3	152.8	117.0	114.6	302.5	154.3	115.3	116.5	104.0	114.9	59.8	60.1	60.0	59.5	230.00	30.27	6962.10
2006/11/20	11:04:00	1105.1	756.0	121.0	153.6	117.3	114.2	304.1	151.7	114.8	116.1	104.0	115.0	59.0	57.9	58.9	57.8	229.90	30.24	6952.18
2006/11/20	11:05:00	1106.2	753.0	120.8	154.0	117.9	113.6	305.4	164.0	114.4	115.4	104.1	115.2	57.4	55.9	56.9	55.5	230.60	30.32	6991.79
2006/11/20	11:06:00	1107.7	756.4	120.5	154.5	118.0	113.7	306.8	158.3	114.4	115.4	103.8	115.2	56.2	56.4	56.2	55.6	229.80	30.23	6946.85
2006/11/20	11:07:00	1108.7	761.1	120.5	155.0	118.3	113.6	308.4	161.3	114.5	115.3	103.8	115.2	56.2	57.4	56.4	57.1	230.00	30.33	6994.30
2006/11/20	11:08:00	1109.6	761.7	120.5	156.0	119.6	113.8	308.1	167.8	114.7	115.6	103.7	115.3	58.1	58.1	57.8	57.3	229.60	30.15	6943.10
2006/11/20	11:09:00	1112.2	761.4	120.6	156.3	120.0	114.0	309.1	167.9	114.7	115.8	103.7	115.6	59.2	58.4	58.6	58.6	228.70	30.11	6886.16
2006/11/20	11:10:00	1111.8	763.4	120.6	158.3	121.3	114.1	312.4	165.2	114.6	115.8	103.6	115.8	59.4	59.0	59.5	58.6	230.00	30.14	6956.31
2006/11/20	11:11:00	1112.7	762.1	120.6	157.8	121.8	114.1	313.6	164.2	114.6	115.6	103.7	116.1	59.8	58.6	59.6	58.8	230.20	30.29	6972.76
2006/11/20	11:12:00	1112.5	765.5	120.8	159.3	122.5	114.0	312.1	175.3	114.7	115.6	103.7	116.5	59.8	59.0	59.3	58.6	229.00	30.07	6886.03
2006/11/20	11:13:00	1114.6	763.6	120.6	160.0	123.2	114.0	313.8	169.0	114.7	115.6	103.6	116.6	59.8	59.1	59.7	58.6	228.90	30.09	6887.60
2006/11/20	11:14:00	1115.2	767.4	120.6	160.9	123.8	114.1	315.3	167.3	114.8	115.6	103.6	116.8	59.7	59.1	59.8	58.9	228.70	30.02	6865.58
2006/11/20	11:15:00	1115.2	768.5	120.8	161.2	124.7	114.1	316.0	161.4	114.5	115.6	103.6	117.1	60.0	59.2	59.6	59.0	229.60	30.21	6936.22
2006/11/20	11:16:00	1115.5	768.5	120.8	162.2	125.3	114.0	316.0	172.1	114.7	115.4	103.6	117.2	59.6	59.2	59.6	59.0	230.60	30.33	6994.10
2006/11/20	11:17:00	1116.5	769.7	120.6	162.5	125.5	113.9	316.5	175.0	114.4	115.4	103.5	117.3	59.6	59.6	59.6	59.1	230.50	30.31	6986.46
2006/11/20	11:18:00	1116.7	765.9	120.6	164.3	126.1	113.9	317.1	167.4	114.4	115.3	103.5	117.5	60.0	59.5	59.6	59.1	230.40	30.32	6985.73
2006/11/20	11:19:00	1116.9	770.3	120.6	164.6	127.0	113.8	318.3	175.0	114.2	115.3	103.5	117.7	60.0	59.7	59.9	59.0	230.50	30.31	6989.49
2006/11/20	11:20:00	1117.5	769.5	120.5	164.3	127.8	114.0	318.7	172.3	114.4	115.3	103.4	117.9	60.2	60.1	60.2	59.0	228.80	30.14	6896.03
2006/11/20	11:21:00	1118.5	768.7	120.5	165.0	128.0	113.9	318.9	171.1	114.4	115.3	103.4	118.1	60.4	60.0	60.1	59.4	229.40	30.17	6921.00
2006/11/20	11:22:00	1118.7	769.6	120.5	165.4	128.7	113.8	318.9	168.1	114.5	115.4	103.4	118.3	60.4	60.0	60.1	59.3	230.30	30.28	6973.48
2006/11/20	11:23:00	1118.7	772.3	120.4	167.2	129.3	114.0	320.8	172.3	114.4	115.4	103.5	118.4	60.6	59.8	60.4	59.4	228.40	30.08	6870.27
2006/11/20	11:24:00	1119.8	774.2	120.4	167.1	129.9	113.8	323.1	176.0	114.5	115.4	103.5	118.7	60.2	59.8	59.4	59.4	230.10	30.23	6967.43
2006/11/20	11:25:00	1119.9	770.0	120.5	168.3	130.2	114.0	320.6	164.9	114.7	115.6	103.5	118.9	60.1	60.0	59.5	59.5	229.90	30.24	6952.18
2006/11/20	11:26:00	1120.7	775.0	120.5	168.8	130.8	113.9	322.7	170.1	114.5	115.3	103.5	119.0	59.9	59.4	59.9	59.1	230.50	30.26	6977.96
2006/11/20	11:27:00	1121.2	773.2	120.5	168.3	131.3	113.7	322.9	169.4	114.4	115.3	103.4	1							

Heat Rise Run Rerun

3-578
for Model AOS-025, AOS-050, and AOS-100 Transport Packages, Rev. G, July 27, 2012 (Docket No. 71-9316)

Radioactive Material Transport Packaging System Safety Analysis Report

Date	Time	TC1	TC2	TC3	TC4	TC5	TC6	TC7	TC8	TC9	TC10	TC11	TC12	TC13	TC14	TC15	TC16	VDC	Amps	Watts
2006/11/20	11:31:00	1121.7	771.9	120.3	171.1	133.5	113.5	325.9	172.1	114.4	115.3	103.3	119.8	59.2	59.7	59.2	59.2	229.90	30.17	6956.77
2006/11/20	11:32:00	1121.7	774.5	120.4	171.5	134.0	113.6	324.7	173.3	114.3	115.2	103.3	119.9	59.7	59.6	59.6	59.2	229.40	30.18	6923.29
2006/11/20	11:33:00	1121.7	777.5	120.4	171.3	134.5	113.8	326.3	169.8	114.4	115.2	103.3	120.1	60.2	60.0	60.0	59.6	230.60	30.32	6994.10
2006/11/20	11:34:00	1122.4	775.6	120.5	171.5	134.5	113.7	327.5	167.2	114.3	115.2	103.3	120.3	60.2	59.9	60.4	59.6	230.60	30.22	6971.75
2006/11/20	11:35:00	1122.9	776.0	120.5	173.5	135.5	113.8	326.9	166.4	114.4	115.2	103.3	120.5	60.6	60.2	60.2	59.7	230.20	30.26	6965.85
2006/11/20	11:36:00	1123.3	777.7	120.5	174.1	136.2	113.7	328.1	170.1	114.4	115.3	103.3	120.8	60.6	60.2	60.2	59.7	230.50	30.26	6981.85
2006/11/20	11:37:00	1123.2	773.7	120.6	174.8	137.0	113.8	328.6	161.8	114.3	115.3	103.3	120.8	60.6	59.9	60.2	59.8	230.30	30.10	6947.08
2006/11/20	11:38:00	1123.4	777.1	120.6	174.1	137.0	113.8	329.3	168.5	114.4	115.2	103.3	121.0	60.4	59.9	60.4	59.5	228.80	30.12	6891.46
2006/11/20	11:39:00	1123.6	777.1	120.6	175.0	137.9	113.7	330.3	180.7	114.4	115.0	103.3	121.3	59.9	59.9	60.2	59.6	229.60	30.21	6936.22
2006/11/20	11:40:00	1124.4	779.1	120.5	176.3	138.1	113.8	329.5	172.3	114.4	115.2	103.2	121.3	60.0	60.4	60.1	59.5	230.50	30.25	6981.70
2006/11/20	11:41:00	1123.9	780.3	120.5	176.2	138.5	113.8	330.8	172.8	114.3	115.1	103.2	121.5	60.1	60.4	60.4	59.7	230.40	30.28	6985.60
2006/11/20	11:42:00	1124.1	779.1	120.6	176.0	139.3	113.8	331.6	169.1	114.4	115.1	103.2	121.7	60.4	60.2	60.6	59.8	230.50	30.30	6984.15
2006/11/20	11:43:00	1125.0	780.4	120.6	177.5	139.3	113.8	330.8	166.3	114.3	115.1	103.2	121.8	60.4	59.9	60.0	59.3	230.60	30.33	6996.40
2006/11/20	11:44:00	1124.2	779.5	120.6	177.5	139.7	113.6	331.4	172.8	114.2	115.0	103.1	122.0	60.0	60.2	59.9	59.1	230.60	30.29	6993.96
2006/11/20	11:45:00	1124.9	778.2	120.6	177.8	140.3	113.7	332.7	170.3	114.2	115.0	103.1	122.3	60.4	59.6	60.0	59.4	230.60	30.26	6984.01
2006/11/20	11:46:00	1124.8	781.6	120.6	178.0	140.9	113.5	334.1	174.8	114.2	115.0	103.1	122.3	60.2	60.0	60.4	59.6	230.30	30.21	6957.36
2006/11/20	11:47:00	1124.7	781.7	120.6	178.8	141.0	113.5	332.8	178.2	114.0	114.9	103.1	122.5	59.7	60.0	60.0	59.3	230.10	30.29	6969.73
2006/11/20	11:48:00	1125.0	785.5	120.5	178.3	141.7	113.5	331.7	182.4	114.1	114.9	103.1	122.7	60.1	59.6	59.8	60.0	230.60	30.32	6991.79
2006/11/20	11:49:00	1126.1	784.2	120.6	178.2	142.3	113.7	332.8	184.2	114.3	115.0	103.1	122.9	60.0	59.9	59.6	59.6	230.60	30.32	6991.79
2006/11/20	11:50:00	1126.7	782.0	120.5	179.7	142.3	113.3	332.4	173.3	113.9	114.7	103.1	123.0	60.0	59.9	60.0	59.2	230.60	30.30	6987.18
2006/11/20	11:51:00	1126.9	784.0	120.5	180.0	142.8	113.5	334.8	166.8	114.0	114.7	103.0	123.1	60.4	60.0	60.0	59.5	229.90	30.27	6959.07
2006/11/20	11:52:00	1126.5	782.2	120.5	180.2	143.0	113.5	335.9	179.5	113.9	114.7	103.0	123.3	60.2	59.9	60.2	59.1	230.10	30.26	6962.83
2006/11/20	11:53:00	1126.7	782.0	120.5	181.0	143.7	113.3	335.9	168.6	113.9	114.6	103.0	123.4	60.1	59.7	60.0	59.2	230.60	30.32	6991.79
2006/11/20	11:54:00	1126.7	783.3	120.5	180.7	143.8	113.3	337.4	176.8	113.8	114.6	103.1	123.5	59.9	59.9	60.0	59.1	230.70	30.29	6990.93
2006/11/20	11:55:00	1126.8	783.6	120.5	181.4	143.9	113.3	338.0	176.8	113.9	114.7	103.1	123.6	60.1	59.7	59.7	59.0	230.60	30.31	6989.49
2006/11/20	11:56:00	1127.2	786.7	120.5	181.7	144.7	113.3	337.3	174.8	114.0	114.7	103.1	123.8	60.1	60.2	59.9	59.2	230.70	30.33	6997.13
2006/11/20	11:57:00	1127.3	782.5	120.8	182.2	145.1	113.5	337.9	181.7	113.9	114.7	103.0	124.0	60.4	60.2	59.6	59.6	230.70	30.33	6997.13
2006/11/20	11:58:00	1127.4	786.4	120.8	182.9	145.5	113.7	336.4	183.4	114.3	114.9	103.0	124.3	60.4	60.4	60.1	59.9	230.60	30.33	6994.10
2006/11/20	11:59:00	1127.9	783.5	120.8	182.7	145.8	113.8	338.1	183.2	114.2	114.9	103.0	124.4	60.6	60.4	60.1	59.7	230.70	30.33	6997.13
2006/11/20	12:00:00	1127.4	783.5	121.0	184.5	146.3	113.7	339.1	176.7	114.0	114.9	103.0	124.5	60.4	60.4	60.1	59.4	230.60	30.33	6994.10
2006/11/20	12:01:00	1127.7	784.1	120.8	184.2	146.5	113.7	338.6	174.8	113.9	114.8	103.0	124.7	60.4	60.1	60.0	59.3	230.40	30.32	6985.73
2006/11/20	12:02:00	1127.8	784.5	120.8	183.7	146.8	113.8	336.4	178.3	114.2	114.8	103.0	124.8	60.4	60.2	60.2	59.6	230.60	30.31	6991.79
2006/11/20	12:03:00	1128.6	783.6	121.0	183.7	147.3	113.6	339.4	177.0	114.0	114.9	103.0	125.0	60.4	60.1	60.2	59.7	230.60	30.33	6997.13
2006/11/20	12:04:00	1128.6	784.6	121.0	183.7	147.5	113.7	338.6	171.8	114.0	114.9	103.0	125.1	60.4	60.0	60.1	59.2	230.70	30.32	6997.13
2006/11/20	12:05:00	1129.1	785.4	121.0	186.0	147.8	113.3	340.2	172.1	113.9	114.8	103.1	125.3	60.0	59.8	59.9	59.3	230.50	30.30	6984.15
2006/11/20	12:06:00	1129.2	785.6	121.0	185.0	148.3	113.6	341.5	173.5	114.2	114.8	103.1	125.4	60.2	60.0	59.8	59.5	230.60	30.32	6991.79
2006/11/20	12:07:00	1129.2	786.7	121.0	186.4	148.3	113.7	341.6	170.8	114.1	114.9	103.1	125.6	60.4	60.2	60.2	59.6	230.60	30.24	6979.39
2006/11/20	12:08:00	1129.5	786.1	121.0	186.4	148.5	113.7	342.6	184.2	113.9	114.9	103.0	125.8	60.4	59.9	60.2	59.1	230.40	30.30	6981.12
2006/11/20	12:09:00	1129.4	786.0	121.0	186.4	149.0	113.6	342.6	170.3	114.1	114.7	103.1	125.8	60.4	59.9	60.0	59.3	230.60	30.32	6991.79
2006/11/20	12:10:00	1128.7	786.7	121.1	186.7	149.4	113.6	342.1	173.0	113.9	114.9	103.0	126.0	60.2	60.0	59.9	59.5	230.60	30.32	6994.10
2006/11/20	12:11:00	1128.9	786.1	121.0	186.9	149.7	113.7	343.4	174.6	114.2	114.8	103.0	126.3	60.4	59.7	60.2	59.4	230.50	30.32	6988.76
2006/11/20	12:12:00	1129.9	788.9	121.3	187.7	150.0	113.9	343.4	175.3	114.3	114.9	103.1	126.5	60.4	60.1	60.1	59.2	230.40	30.31	6983.42
2006/11/20	12:13:00	1129.9	788.3	121.3	187.5	150.6	113.7	343.1	180.5	114.2	115.1	103.2	126.7	60.1	60.1	60.2	59.3	230.60	30.31	6994.10
2006/11/20	12:14:00	1129.7	785.5	121.5	187.9	150.6	113.8	342.9	174.0	114.3	115.0	103.1	126.8	60.1	60.0	59.8	59.4	230.60	30.32	6991.79
2006/11/20	12:15:00	1130.3	786.0	121.5	188.5	150.6	113.7	345.1	172.0	114.5	115.2	103.1	127.0	59.0	59.9	59.4	59.4	230.60	30.32	6994.10
2006/11/20	12:16:00	1129.9	790.2	121.7	189.0	151.3	114.0	344.7	176.0	114.5	115.4	103.3	127.2	59.3	59.9	59.7	59.1	230.10	30.28	6967.43
2006/11/20	12:17:00	1130.2	788.7	121.8	188.9	151.7	114.1	345.3	178.5	114.7	115.4	103.3	127.4	60.0	59.7	60.4	59.4	230.60	30.32	6991.79
2006/11/20	12:18:00	1130.8	789.8	121.7	189.2	152.3	113.9	344.4	166.8	114.4	115.4	103.3	127.5	60.2	59.9	60.0	59.0	230.60	30.32	6997.13
2006/11/20	12:19:00	1130.7	789.9	121.7	190.2	152.4	113.9	346.9	166.8	114.5	115.3	103.2	127.5	60.1	58.6	60.2	58.4	230.60	30.32	6994.10
2006/11/20	12:20:00	1130.9	792.0	121.7	190.0	152.1	113.8	346.4	169.5	114.6	115.3	103.3	127.7	59.4	58.6	59.3	58.4	230.60	30.30	6989.49
2006/11/20	12:21:00	1131.3	789.5	121.5	190.9	152.7	113.8	346.9	171.0	114.4	115.2	103.2	127.9	59.5	58.6	59.5	58.4	230.00	30.30	6975.90
2006/11/20	12:22:00	1130.9	788.5	121.5	190.4	153.2	113.8	346.6	161.5	114.4	115.2	103.2	127.9	59.9	59.9	59.5	58.6	230.10	30.25	6960.53
2006/11/20	12:23:00	1131.4	788.1	121.5	190.5	153.6	113.8	346.9	182.9	114.5	115.2	103.1	127.9	60.2	59.9	59.7	59.5	228.40	30.08	6870.27
2006/11/20	12:24:00	1131.6	791.0	121.5	190.7	153.6	113.9	346.9	176.0	114.4	115.0	103.1	128.1	60.1	59.6	59.8	59.4	230.		

Heat Rise Run

Rerun

Date	Time	TC1	TC2	TC3	TC4	TC5	TC6	TC7	TC8	TC9	TC10	TC11	TC12	TC13	TC14	TC15	TC16	VDC	Amps	Watts
2006/11/20	12:29:00	1131.7	792.5	121.8	192.2	154.9	113.8	347.8	175.2	114.4	115.1	103.1	128.7	60.1	59.7	59.7	59.0	230.60	30.31	6989.49
2006/11/20	12:30:00	1132.2	789.6	121.5	192.5	154.9	113.2	349.9	188.7	114.3	115.3	103.3	129.0	59.5	57.1	59.0	57.3	229.50	30.25	6942.38
2006/11/20	12:31:00	1132.5	790.7	121.5	192.7	155.0	113.3	350.9	180.0	114.4	115.2	103.6	129.0	58.1	57.3	57.9	56.6	230.60	30.33	6996.40
2006/11/20	12:32:00	1132.7	791.5	122.2	193.5	155.5	114.2	350.1	173.8	114.7	115.6	103.5	129.3	58.0	57.8	58.1	58.0	229.20	30.17	6914.96
2006/11/20	12:33:00	1132.8	792.7	122.3	193.9	156.1	114.2	351.6	170.5	114.8	115.6	103.6	129.5	59.2	58.4	59.0	58.2	229.80	30.21	6942.26
2006/11/20	12:34:00	1133.4	788.0	122.5	193.7	156.6	114.4	352.9	183.4	115.1	115.8	103.5	129.7	59.9	59.7	59.9	59.2	230.70	30.33	6997.13
2006/11/20	12:35:00	1133.2	794.3	122.5	194.5	156.8	114.5	351.7	186.7	115.1	115.9	103.6	129.8	60.2	59.8	60.4	59.2	230.60	30.26	6984.01
2006/11/20	12:36:00	1132.9	791.4	122.5	194.7	156.8	114.4	352.2	177.5	115.2	115.8	103.6	130.0	60.4	59.9	60.6	59.7	230.50	30.30	6984.15
2006/11/20	12:37:00	1133.2	793.2	122.5	195.0	157.0	114.4	353.0	181.2	115.1	115.9	103.6	130.1	60.6	60.0	60.4	59.6	230.00	30.25	6957.50
2006/11/20	12:38:00	1133.5	793.8	122.5	194.7	157.3	114.6	352.4	191.2	115.1	115.9	103.5	130.2	60.6	60.0	60.6	59.9	230.10	30.27	6965.13
2006/11/20	12:39:00	1133.4	794.9	122.4	195.4	157.3	114.4	354.1	188.2	115.0	115.8	103.4	130.2	60.4	59.9	60.4	59.4	230.20	30.25	6965.85
2006/11/20	12:40:00	1133.6	791.2	122.3	195.0	158.0	114.3	353.0	184.2	115.2	115.8	103.4	130.2	60.4	59.9	60.4	59.4	230.60	30.31	6997.13
2006/11/20	12:41:00	1133.7	795.5	122.4	195.2	157.6	114.4	354.4	189.9	115.0	115.6	103.3	130.4	60.4	59.6	60.4	59.6	230.40	30.29	6984.87
2006/11/20	12:42:00	1133.8	793.9	122.4	195.7	158.0	114.2	354.3	181.0	114.9	115.6	103.3	130.4	60.2	59.3	60.0	59.4	230.00	30.26	6980.98
2006/11/20	12:43:00	1134.0	793.2	122.4	196.5	158.3	114.2	352.2	192.7	114.7	115.3	103.3	130.5	60.2	59.4	59.9	59.3	230.00	30.29	6966.70
2006/11/20	12:44:00	1134.1	796.3	122.4	195.9	158.3	114.2	354.8	180.4	114.7	115.4	103.3	130.8	60.6	59.8	60.2	59.5	230.40	30.30	6984.15
2006/11/20	12:45:00	1133.7	796.0	122.5	195.7	158.3	114.0	354.6	183.4	114.7	115.4	103.3	130.8	60.6	59.4	60.2	59.3	230.50	30.23	6968.02
2006/11/20	12:46:00	1133.8	797.3	122.5	196.0	158.3	114.2	354.4	187.0	114.3	115.4	103.3	130.9	60.6	58.1	60.4	58.1	230.70	30.32	6997.13
2006/11/20	12:47:00	1134.0	794.6	122.5	197.0	158.2	113.9	352.9	182.5	114.2	115.3	103.4	131.1	59.0	58.0	59.0	57.7	230.40	30.29	6978.82
2006/11/20	12:48:00	1134.7	793.7	122.7	196.7	158.2	114.3	355.7	196.4	114.9	115.6	103.5	131.3	58.4	58.9	59.0	58.4	230.40	30.30	6983.42
2006/11/20	12:49:00	1134.7	795.7	122.7	197.0	159.2	114.4	354.7	188.7	114.9	115.6	103.4	131.3	59.4	58.9	59.4	58.2	230.60	30.31	6992.52
2006/11/20	12:50:00	1135.2	793.4	122.8	196.7	159.5	114.3	355.8	182.2	115.0	115.6	103.4	131.5	59.8	59.5	59.6	58.8	230.10	30.27	6965.13
2006/11/20	12:51:00	1134.7	795.5	122.7	197.0	159.2	114.3	356.0	178.2	114.9	115.6	103.4	131.5	59.8	59.5	59.9	58.8	229.50	30.16	6926.31
2006/11/20	12:52:00	1134.9	793.5	122.8	197.2	159.7	114.3	355.1	189.7	115.0	115.6	103.4	131.5	59.8	59.5	59.9	58.9	229.70	30.20	6936.94
2006/11/20	12:53:00	1134.9	793.3	122.8	197.4	160.4	114.3	356.2	194.4	115.1	115.4	103.4	131.6	60.0	59.2	60.0	59.0	229.70	30.17	6930.05
2006/11/20	12:54:00	1134.8	795.5	122.9	198.2	160.5	114.4	355.6	187.5	115.1	115.6	103.4	131.8	60.1	59.4	59.9	58.6	229.80	30.17	6939.10
2006/11/20	12:55:00	1135.1	797.5	122.9	197.9	160.7	114.5	354.3	179.5	115.0	115.6	103.4	131.8	60.1	59.7	59.7	58.9	229.60	30.20	6936.22
2006/11/20	12:56:00	1135.1	795.2	122.8	197.5	160.8	114.6	358.1	178.7	115.1	115.6	103.4	132.0	60.1	59.8	59.7	59.0	229.70	30.19	6937.66
2006/11/20	12:57:00	1135.2	796.5	123.0	198.0	161.0	114.5	357.8	176.8	115.1	115.8	103.4	132.2	59.9	59.8	59.7	58.8	230.10	30.21	6962.83
2006/11/20	12:58:00	1135.7	793.0	123.1	198.8	161.4	114.6	356.3	180.0	115.4	115.8	103.4	132.3	60.1	59.9	59.9	59.3	230.70	30.25	6981.70
2006/11/20	12:59:00	1135.9	793.6	123.1	198.8	161.7	114.7	356.6	183.2	115.4	115.8	103.3	132.3	60.4	59.7	60.0	59.4	230.40	30.28	6981.12
2006/11/20	13:00:00	1135.7	797.2	123.2	199.2	161.5	114.7	356.8	183.9	115.3	115.8	103.3	132.5	60.0	59.6	59.9	59.2	230.40	30.15	6952.59
2006/11/20	13:01:00	1135.8	794.4	123.2	199.0	162.1	114.7	356.6	183.9	115.3	115.9	103.4	132.5	59.9	59.4	59.9	59.1	229.90	30.27	6959.07
2006/11/20	13:02:00	1136.3	795.2	123.3	199.5	161.6	114.7	358.3	182.5	115.2	115.9	103.4	132.8	59.7	59.6	59.9	59.2	230.70	30.33	6997.13
2006/11/20	13:03:00	1136.3	797.0	123.4	199.8	162.1	114.8	359.5	184.7	115.4	115.9	103.4	132.8	59.7	59.9	59.8	59.3	230.70	30.33	6997.13
2006/11/20	13:04:00	1135.8	795.7	123.3	200.3	162.5	114.6	359.6	182.0	115.3	115.9	103.6	133.0	60.2	59.9	59.9	58.9	230.70	30.33	6997.13
2006/11/20	13:05:00	1135.8	795.7	123.5	199.8	162.6	115.0	357.4	180.5	115.6	116.1	103.6	133.0	60.1	60.4	59.8	59.6	230.50	30.32	6988.76
2006/11/20	13:06:00	1136.4	798.7	123.7	200.2	162.5	114.9	360.1	190.2	115.6	116.1	103.6	133.2	60.2	59.7	59.8	58.9	230.60	30.33	6994.10
2006/11/20	13:07:00	1136.1	798.9	123.7	201.2	162.8	115.1	361.1	193.5	115.6	116.1	103.7	133.4	60.4	60.0	59.9	59.1	230.70	30.33	6997.13
2006/11/20	13:08:00	1136.5	800.2	123.8	201.0	163.3	115.2	359.8	195.0	115.8	116.1	103.6	133.5	60.4	60.4	60.2	59.7	230.70	30.33	6997.13
2006/11/20	13:09:00	1136.4	799.1	123.8	201.2	163.4	115.2	361.9	192.4	115.6	116.1	103.7	133.5	60.4	60.1	60.4	59.4	230.60	30.32	6994.10
2006/11/20	13:10:00	1137.1	796.5	123.9	201.2	163.6	115.2	361.4	194.7	115.8	116.3	103.7	133.5	60.0	60.0	60.0	59.5	230.60	30.33	6994.10
2006/11/20	13:11:00	1136.7	799.7	124.1	200.7	163.5	115.4	362.8	185.5	115.6	116.3	103.7	133.7	60.2	59.9	60.2	59.6	230.70	30.33	6997.13
2006/11/20	13:12:00	1137.4	798.2	124.0	201.5	163.8	115.3	363.4	191.9	115.8	116.3	103.7	133.9	60.6	59.9	60.2	59.6	230.70	30.33	6999.44
2006/11/20	13:13:00	1137.4	798.3	124.2	200.7	163.9	115.3	362.1	183.5	115.9	116.5	103.8	134.0	60.4	60.0	60.1	59.6	230.70	30.33	6997.13
2006/11/20	13:14:00	1137.0	797.2	124.2	201.5	164.0	115.1	362.1	182.0	115.9	116.3	103.8	134.1	60.8	59.9	60.1	59.2	230.70	30.33	6997.13
2006/11/20	13:15:00	1137.3	797.7	124.2	201.5	164.5	115.2	363.5	182.2	115.8	116.5	103.8	134.2	60.6	60.4	60.0	59.5	230.70	30.33	6997.13
2006/11/20	13:16:00	1137.8	800.5	124.2	201.7	164.6	115.4	363.3	197.2	116.1	116.5	103.8	134.3	60.4	60.0	60.4	59.5	230.60	30.32	6991.79
2006/11/20	13:17:00	1137.6	800.8	124.3	202.7	165.2	115.6	362.8	179.5	116.1	116.6	103.9	134.5	60.1	60.1	60.0	59.3	230.70	30.33	6997.13
2006/11/20	13:18:00	1137.6	798.5	124.4	202.2	165.0	115.4	363.3	180.4	116.1	116.6	103.8	134.6	60.1	60.0	60.2	59.7	230.60	30.33	6994.10
2006/11/20	13:19:00	1137.7	798.7	124.5	202.0	165.0	115.6	362.6	184.7	116.1	116.6	103.8	134.7	60.1	59.6	60.0	59.6	230.70	30.33	6997.13
2006/11/20	13:20:00	1137.9	802.0	124.5	203.2	165.4	115.6	363.7	188.5	116.1	116.6	103.9	134.8	60.4	59.9	60.4	59.6	230.70	30.33	6997.13
2006/11/20	13:21:00	1137.6	796.2	124.5	202.7	165.4	115.8	363.7	186.9	116.1	116.6	103.8	134.8	60.4	60.2	60.4	59.6	230.70	30.33	6997.13
2006/11/20	13:22:00	1137.7	797.4	124.6	203.0	165.3	115.6	364.8	179.5	116.1	116.8	103.8	134.8	60.4	60.1	60.1	59.4	230.70	30.33	6999.44
2006/11/20	13:23:00	1137.6	801.0	124.6	203.1	1														

Heat Rise Run

Rerun

Date	Time	TC1	TC2	TC3	TC4	TC5	TC6	TC7	TC8	TC9	TC10	TC11	TC12	TC13	TC14	TC15	TC16	VDC	Amps	Watts
2006/11/20	13:27:00	1138.6	800.2	124.8	204.0	165.7	115.8	364.5	185.7	116.3	116.8	104.0	135.3	60.4	60.0	59.7	59.7	230.70	30.33	6999.44
2006/11/20	13:28:00	1138.7	799.2	124.9	203.6	166.1	115.8	364.8	185.7	116.3	116.8	104.0	135.5	59.8	60.1	60.0	59.3	230.70	30.33	6999.44
2006/11/20	13:29:00	1138.3	800.7	124.9	204.0	166.5	115.9	366.5	191.0	116.5	117.0	104.0	135.6	60.1	60.0	60.2	59.4	230.70	30.33	6997.13
2006/11/20	13:30:00	1138.7	800.4	124.9	204.5	166.3	115.9	365.4	190.7	116.3	117.0	104.1	135.7	60.4	60.2	60.2	59.3	230.70	30.33	6997.13
2006/11/20	13:31:00	1138.0	797.1	125.1	204.5	166.9	115.9	366.6	190.2	116.3	117.1	104.1	135.8	60.4	60.0	60.1	59.6	230.70	30.33	6999.44
2006/11/20	13:32:00	1137.9	799.0	125.3	204.8	166.7	116.1	366.5	190.5	116.6	117.1	104.1	135.9	60.4	60.1	60.1	59.4	230.70	30.33	6999.44
2006/11/20	13:33:00	1138.4	800.4	125.3	204.5	167.1	116.1	367.6	187.9	116.6	117.2	104.1	136.0	60.6	60.4	60.1	59.5	230.70	30.33	6997.13
2006/11/20	13:34:00	1139.1	803.7	125.4	204.0	167.3	116.1	368.3	177.7	116.8	117.3	104.2	136.1	60.6	60.4	60.2	59.7	230.70	30.33	6997.13
2006/11/20	13:35:00	1138.8	802.9	125.5	205.0	167.4	116.3	368.1	182.2	117.0	117.3	104.1	136.2	60.8	60.4	60.4	60.0	230.70	30.33	6997.13
2006/11/20	13:36:00	1138.7	800.2	125.5	206.0	167.7	116.3	368.6	189.2	116.8	117.3	104.1	136.2	60.6	60.2	60.4	59.3	230.70	30.33	6997.13
2006/11/20	13:37:00	1138.7	803.7	125.6	206.0	168.3	116.5	368.1	187.4	117.1	117.3	104.3	136.4	60.4	60.4	60.1	59.0	230.60	30.30	6987.18
2006/11/20	13:38:00	1138.4	802.0	125.8	205.8	167.8	116.6	367.2	183.5	117.3	117.6	104.2	136.5	60.4	60.4	60.4	59.6	230.70	30.33	6999.44
2006/11/20	13:39:00	1139.0	799.7	126.0	205.0	168.2	116.6	367.3	186.5	117.3	117.7	104.2	136.5	60.8	60.4	60.6	60.0	230.30	30.26	6984.87
2006/11/20	13:40:00	1139.0	804.2	126.0	205.7	168.3	116.6	368.3	176.0	117.3	117.8	104.3	136.7	61.0	60.4	60.8	60.1	230.20	30.25	6963.55
2006/11/20	13:41:00	1139.4	801.5	126.0	204.7	168.1	116.6	367.5	173.8	117.3	117.8	104.4	136.7	60.4	60.6	60.2	60.0	230.10	30.24	6958.22
2006/11/20	13:42:00	1139.2	800.0	126.0	205.2	168.5	116.8	369.3	173.5	117.3	117.8	104.3	136.8	60.4	60.4	60.1	59.6	230.50	30.31	6988.76
2006/11/20	13:43:00	1139.3	802.3	126.1	205.7	168.6	116.6	368.5	176.5	117.3	117.9	104.3	136.9	60.6	60.4	60.2	59.7	229.70	30.26	6950.72
2006/11/20	13:44:00	1140.2	802.8	126.3	206.4	168.9	116.8	367.0	181.9	117.3	117.8	104.3	137.0	60.6	60.4	60.4	59.8	230.00	30.23	6952.90
2006/11/20	13:45:00	1139.7	802.0	126.3	206.7	169.1	116.8	369.6	180.9	117.3	117.9	104.4	137.0	60.6	60.4	60.4	59.7	229.90	30.27	6965.97
2006/11/20	13:46:00	1139.6	802.7	126.3	206.9	168.4	117.0	369.6	180.5	117.3	117.9	104.3	137.1	60.6	60.4	60.2	59.7	229.50	30.17	6924.02
2006/11/20	13:47:00	1139.1	804.5	126.3	207.1	168.4	116.8	369.6	185.9	117.1	118.0	104.4	137.3	59.8	58.9	59.6	58.4	229.70	30.21	6962.21
2006/11/20	13:48:00	1140.2	802.5	126.7	207.4	169.8	117.2	370.6	178.8	117.8	118.2	104.6	137.5	59.7	59.7	59.4	58.6	229.80	30.17	6939.96
2006/11/20	13:49:00	1140.2	802.9	126.7	206.5	169.8	117.3	371.0	179.7	117.9	118.2	104.6	137.6	59.8	59.5	60.1	59.1	230.00	30.30	6975.90
2006/11/20	13:50:00	1140.2	805.5	126.5	207.0	168.9	117.1	372.3	172.8	117.9	118.2	104.8	137.8	58.6	58.6	59.3	58.0	229.70	30.20	6949.88
2006/11/20	13:51:00	1140.4	802.2	126.8	206.4	168.9	117.3	370.5	184.4	117.9	118.4	104.6	137.8	58.9	59.1	59.4	58.2	230.10	30.27	6974.21
2006/11/20	13:52:00	1140.9	802.7	126.8	207.5	169.8	117.3	369.6	191.5	117.9	118.3	104.8	137.8	60.0	59.6	59.6	58.9	229.80	30.24	6951.45
2006/11/20	13:53:00	1140.7	803.9	126.8	207.3	169.9	117.3	372.1	192.2	117.8	118.4	104.6	137.8	60.2	59.8	60.2	59.2	229.70	30.19	6940.68
2006/11/20	13:54:00	1140.3	800.4	126.8	207.3	170.0	117.3	369.4	181.0	117.8	118.3	104.6	137.8	60.2	60.2	60.0	59.5	230.00	30.18	6968.02
2006/11/20	13:55:00	1139.9	802.3	126.8	207.7	169.9	117.3	371.1	203.8	118.1	118.5	104.6	137.9	60.4	60.6	60.0	60.2	230.10	30.25	6960.53
2006/11/20	13:56:00	1140.1	805.0	127.2	207.7	169.3	117.6	372.6	207.1	118.3	118.7	104.6	138.1	60.6	60.9	60.4	60.4	230.00	30.09	6938.75
2006/11/20	13:57:00	1140.3	805.8	127.2	207.8	169.5	117.8	372.7	183.4	118.5	118.9	104.8	138.3	60.6	61.0	60.6	60.2	230.10	30.25	6960.53
2006/11/20	13:58:00	1140.5	802.6	127.4	207.9	170.5	118.1	372.3	187.7	118.4	119.0	104.8	138.3	60.6	60.8	60.6	59.4	230.60	30.32	6991.79
2006/11/20	13:59:00	1140.6	807.4	127.5	208.9	170.5	118.0	373.3	215.1	118.6	119.0	104.8	138.5	60.9	60.9	60.4	59.8	229.90	30.26	6956.77
2006/11/20	14:00:00	1141.0	806.3	127.5	209.4	170.6	117.9	373.8	196.7	118.8	119.1	105.1	138.6	60.9	60.8	60.0	60.2	229.90	30.25	6954.47
2006/11/20	14:01:00	1140.9	802.6	127.7	208.6	171.1	118.0	374.1	183.9	118.6	119.2	105.1	138.8	60.6	60.4	60.6	59.9	230.00	30.27	6962.10
2006/11/20	14:02:00	1140.9	804.7	127.7	208.5	171.1	118.1	373.9	193.0	118.8	119.3	105.1	138.8	60.4	60.2	60.6	60.0	229.80	30.25	6951.45
2006/11/20	14:03:00	1140.7	803.6	127.8	208.0	170.9	118.3	373.5	200.8	118.9	119.3	105.1	138.8	60.4	60.2	60.4	59.9	230.00	30.25	6957.50
2006/11/20	14:04:00	1140.7	804.8	127.8	208.4	171.3	118.3	375.3	205.8	118.8	119.3	105.1	138.8	60.8	60.2	60.2	59.8	230.50	30.29	6984.15
2006/11/20	14:05:00	1141.0	805.8	127.9	208.5	171.5	118.2	372.6	196.0	118.8	119.3	105.1	139.0	60.8	60.1	60.6	59.7	230.50	30.31	6988.76
2006/11/20	14:06:00	1141.0	804.2	127.9	209.2	171.8	118.3	372.8	193.0	119.0	119.3	105.1	139.0	60.6	60.2	60.4	59.6	230.50	30.28	6979.54
2006/11/20	14:07:00	1140.7	804.8	127.9	209.2	171.8	118.2	374.4	193.0	118.8	119.3	105.1	139.2	60.6	60.1	60.1	59.6	230.60	30.32	6994.10
2006/11/20	14:08:00	1141.2	804.7	128.1	209.8	171.3	118.4	373.8	203.8	118.9	119.6	105.1	139.3	60.8	60.1	60.4	59.8	230.60	30.32	6991.79
2006/11/20	14:09:00	1141.2	801.9	128.1	209.8	172.0	118.4	373.7	205.3	118.8	119.2	105.1	139.3	60.6	60.2	60.6	59.7	230.60	30.32	6991.79
2006/11/20	14:10:00	1141.2	801.2	128.2	210.0	171.8	118.5	374.8	191.0	118.9	119.6	105.3	139.3	60.6	60.2	60.6	59.4	230.60	30.32	6991.79
2006/11/20	14:11:00	1141.2	805.2	128.3	210.5	172.0	118.5	373.6	203.1	119.1	119.4	105.3	139.5	60.4	60.4	60.6	59.8	230.60	30.30	6993.24
2006/11/20	14:12:00	1141.3	805.3	128.3	210.0	171.5	118.4	374.6	205.1	119.1	119.6	105.5	139.5	60.0	60.4	60.4	59.6	230.50	30.31	6988.76
2006/11/20	14:13:00	1141.2	805.2	128.3	209.3	171.5	118.5	377.1	190.5	119.6	119.6	105.3	139.7	59.8	60.6	60.1	59.7	230.10	30.23	6964.99
2006/11/20	14:14:00	1141.3	805.7	128.5	210.3	171.8	118.8	376.1	204.0	119.6	119.8	105.3	139.8	60.4	60.9	59.9	60.2	230.60	30.29	6984.87
2006/11/20	14:15:00	1141.7	804.8	128.8	209.0	172.5	119.1	375.6	201.2	119.8	120.1	105.6	139.8	60.6	60.8	60.6	60.4	229.70	30.27	6953.02
2006/11/20	14:16:00	1142.4	805.2	129.0	210.8	172.5	119.2	377.1	206.6	119.9	120.3	105.6	140.0	60.4	60.8	59.9	59.8	230.40	30.29	6981.85
2006/11/20	14:17:00	1142.3	807.6	129.0	210.4	172.8	119.1	375.8	202.5	120.0	120.3	105.8	140.2	60.6	61.0	59.8	59.9	229.90	30.21	6945.28
2006/11/20	14:18:00	1142.7	806.3	129.1	211.2	173.3	119.3	376.8	218.8	120.0	120.3	105.8	140.3	61.0	60.9	60.2	60.4	230.50	30.31	6986.46
2006/11/20	14:19:00	1142.3	806.9	129.2	210.0	173.0	119.3	376.6	208.2	120.1	120.3	105.8	140.3	60.6	61.1	60.6	60.4	230.60	30.20	6970.16
2006/11/20	14:20:00	1142.9	805.0	129.3	211.3	173.3	119.4	375.1	188.5	120.0	120.3	105.8	140.4	60.6	60.1	60.4	59.9	230.30	30.25	6966.58
2006/11/20	14:21:00	1142.9	806.7	129.3	211.4															

Heat Rise Run

Rerun

Date	Time	TC1	TC2	TC3	TC4	TC5	TC6	TC7	TC8	TC9	TC10	TC11	TC12	TC13	TC14	TC15	TC16	VDC	Amps	Watts
2006/11/20	14:25:00	1142.7	806.0	129.6	211.3	173.5	119.6	377.4	211.6	120.3	120.5	106.1	140.8	60.8	60.6	60.8	59.8	230.30	30.22	6959.67
2006/11/20	14:26:00	1142.3	809.5	129.6	211.8	174.0	119.6	376.9	205.0	119.9	120.4	106.2	140.8	60.6	60.4	60.6	59.8	229.40	30.20	6927.88
2006/11/20	14:27:00	1142.9	808.0	129.8	211.4	173.5	119.6	378.8	203.0	119.9	120.4	106.2	140.9	60.6	59.8	60.4	59.6	230.20	30.25	6970.46
2006/11/20	14:28:00	1142.9	806.2	129.8	210.9	173.0	119.6	376.6	202.7	120.1	120.4	106.2	140.9	60.2	59.2	60.1	59.4	230.40	30.31	6985.73
2006/11/20	14:29:00	1143.0	806.9	129.8	211.6	173.3	119.6	377.3	193.0	120.3	120.4	106.1	141.0	60.0	59.3	59.8	59.3	230.10	30.24	6958.22
2006/11/20	14:30:00	1142.9	808.9	129.9	211.6	173.3	119.6	378.0	201.8	120.4	120.8	106.3	141.0	60.2	60.4	59.9	59.3	227.80	30.11	6859.06
2006/11/20	14:31:00	1143.0	807.9	130.0	212.2	173.8	119.8	377.2	181.9	120.5	120.5	106.3	141.0	59.8	59.9	59.9	59.3	229.40	30.12	6909.53
2006/11/20	14:32:00	1143.0	806.0	130.1	212.5	174.3	120.1	375.6	212.5	120.6	120.8	106.4	141.2	60.2	59.9	60.4	59.4	229.20	30.16	6912.67
2006/11/20	14:33:00	1143.2	809.2	130.3	211.9	174.1	120.0	378.7	205.2	120.4	120.8	106.4	141.3	60.2	60.0	60.4	59.3	230.30	30.23	6968.02
2006/11/20	14:34:00	1143.2	808.7	130.3	212.8	174.5	120.0	377.8	207.8	120.5	120.8	106.5	141.4	60.4	60.1	60.2	59.3	230.50	30.32	6988.76
2006/11/20	14:35:00	1143.3	808.4	130.5	212.8	174.8	120.3	379.9	184.9	120.8	121.0	106.5	141.5	60.6	60.4	60.4	59.6	229.00	30.13	6899.77
2006/11/20	14:36:00	1143.2	808.2	130.5	212.4	174.8	120.3	377.8	206.3	120.8	121.0	106.6	141.6	60.8	60.1	60.2	59.6	230.20	30.28	6970.46
2006/11/20	14:37:00	1142.8	809.0	130.6	212.5	174.5	120.3	378.5	211.1	120.8	121.1	106.6	141.7	60.6	60.4	60.2	59.4	230.00	30.26	6959.80
2006/11/20	14:38:00	1142.7	806.5	130.6	211.9	175.0	120.5	379.1	203.6	120.8	121.0	106.6	141.8	60.6	60.4	60.4	59.8	230.30	30.24	6964.27
2006/11/20	14:39:00	1142.4	810.5	130.8	212.3	175.0	120.5	378.3	189.0	121.0	121.3	106.7	141.8	60.6	60.1	60.4	59.6	230.10	30.17	6942.12
2006/11/20	14:40:00	1142.9	807.9	130.8	213.1	175.0	120.3	378.7	206.0	120.8	121.3	106.8	141.9	60.4	59.9	60.4	59.7	230.10	30.26	6974.33
2006/11/20	14:41:00	1142.9	807.9	130.8	213.1	175.0	120.3	379.8	207.2	121.0	121.1	106.8	142.0	60.4	60.6	60.2	59.6	230.00	30.23	6962.10
2006/11/20	14:42:00	1143.2	807.0	130.8	213.4	174.0	120.3	379.1	205.1	121.0	121.3	106.8	142.1	60.6	59.1	60.2	59.2	230.20	30.16	6942.83
2006/11/20	14:43:00	1143.0	809.5	130.4	213.4	174.0	120.1	379.3	109.3	120.8	121.0	106.9	142.0	58.9	57.7	58.0	57.4	230.40	30.31	6985.73
2006/11/20	14:44:00	1142.9	811.2	130.9	213.9	174.6	120.5	379.8	197.4	121.0	121.3	106.7	141.9	58.8	58.6	58.4	58.2	230.10	30.31	6976.63
2006/11/20	14:45:00	1143.5	808.0	131.0	212.5	175.0	120.5	380.5	188.0	121.0	121.3	106.7	141.9	59.3	59.0	59.1	58.4	230.40	30.29	6978.82
2006/11/20	14:46:00	1144.3	808.7	130.9	212.5	174.6	120.4	381.6	195.2	121.0	121.0	106.7	142.0	59.6	59.0	59.4	58.4	230.00	30.28	6964.40
2006/11/20	14:47:00	1144.2	807.1	130.6	213.0	173.8	119.4	381.1	202.2	120.5	120.6	106.6	142.1	55.5	55.8	55.1	55.5	230.40	30.30	6981.12
2006/11/20	14:48:00	1143.9	806.6	130.9	213.0	174.0	120.0	381.2	204.3	120.3	120.6	106.8	141.9	55.9	55.8	55.1	55.1	230.20	30.29	6972.76
2006/11/20	14:49:00	1143.9	806.5	130.8	213.7	174.5	119.8	379.9	185.2	120.5	120.6	106.8	141.9	57.3	56.6	57.0	56.1	229.80	30.24	6949.15
2006/11/20	14:50:00	1144.5	808.5	130.8	213.4	174.5	119.8	380.6	187.4	120.3	120.8	106.8	142.1	56.9	55.5	56.2	55.3	229.70	30.19	6934.64
2006/11/20	14:51:00	1144.3	808.2	131.3	213.2	175.0	120.8	381.8	188.0	121.0	121.0	106.7	142.2	57.1	56.4	57.0	56.6	230.60	30.32	6991.79
2006/11/20	14:52:00	1144.6	810.1	131.5	213.5	175.8	120.8	381.9	185.7	121.3	121.3	106.9	142.3	57.9	57.7	57.8	57.3	230.50	30.31	6988.76
2006/11/20	14:53:00	1143.7	811.0	131.6	213.9	175.7	121.1	381.3	194.9	121.5	121.7	107.2	142.4	58.6	58.1	58.6	57.8	230.20	30.28	6972.76
2006/11/20	14:54:00	1144.0	811.5	131.8	214.2	175.8	121.3	379.6	216.7	121.8	121.8	107.2	142.7	59.1	58.6	59.0	58.4	230.10	30.30	6972.03
2006/11/20	14:55:00	1144.0	809.0	132.0	214.7	175.8	121.5	381.0	211.3	121.8	122.0	107.3	142.9	59.7	58.8	59.4	58.6	230.20	30.26	6965.85
2006/11/20	14:56:00	1144.2	808.1	132.0	215.1	176.3	121.7	383.0	202.2	121.8	122.0	107.4	143.0	59.8	59.3	59.4	58.8	230.30	30.26	6968.88
2006/11/20	14:57:00	1143.9	812.5	132.3	214.6	176.2	122.0	381.8	190.4	122.3	122.4	107.4	143.1	60.2	60.0	59.8	59.4	230.50	30.31	6991.79
2006/11/20	14:58:00	1143.8	810.8	132.5	214.7	176.3	122.0	381.1	189.7	122.5	122.5	107.5	143.3	60.4	60.4	60.0	59.5	230.50	30.30	6986.46
2006/11/20	14:59:00	1144.0	811.1	132.5	215.2	177.0	122.2	381.9	202.3	122.8	122.8	107.6	143.4	60.4	60.2	60.4	59.8	230.20	30.24	6970.32
2006/11/20	15:00:00	1144.5	810.4	132.8	214.9	177.0	122.5	383.8	198.5	123.1	123.0	107.7	143.6	60.6	60.4	60.6	60.0	230.50	30.32	6988.76
2006/11/20	15:01:00	1144.9	812.0	133.0	214.9	177.3	122.5	383.9	191.2	123.3	123.3	107.8	143.7	60.6	60.4	60.6	60.4	230.60	30.32	6994.10
2006/11/20	15:02:00	1145.3	809.0	133.0	213.7	177.2	122.7	381.7	191.2	123.3	123.5	107.9	143.8	60.6	60.6	60.4	60.6	230.30	30.29	6975.79
2006/11/20	15:03:00	1144.9	811.1	133.2	215.7	177.3	122.8	382.5	211.0	123.4	123.5	107.9	143.9	60.4	60.6	60.1	60.4	230.50	30.30	6986.46
2006/11/20	15:04:00	1145.2	812.4	133.3	214.7	177.2	122.9	383.0	185.9	123.7	123.8	108.1	144.0	60.1	60.6	60.6	60.4	230.60	30.28	6988.62
2006/11/20	15:05:00	1145.5	810.0	133.4	216.0	177.8	123.0	383.4	206.0	123.8	123.9	108.1	144.0	60.1	60.6	60.6	60.4	230.60	30.32	6994.10
2006/11/20	15:06:00	1145.5	812.9	133.5	214.9	177.5	123.3	385.5	201.5	123.8	123.9	108.1	144.0	60.9	60.4	60.8	60.2	230.40	30.31	6983.42
2006/11/20	15:07:00	1145.2	811.5	133.5	215.0	177.8	123.2	384.6	206.4	123.9	123.9	108.1	144.1	60.8	60.4	60.8	59.9	230.60	30.31	6994.10
2006/11/20	15:08:00	1144.8	810.5	133.7	216.0	177.8	123.0	385.6	202.7	123.8	123.9	108.3	144.2	60.9	60.4	60.8	59.9	230.40	30.29	6978.82
2006/11/20	15:09:00	1145.3	812.9	133.5	214.9	177.5	123.3	384.9	206.9	123.6	123.8	108.3	144.2	60.8	60.4	60.9	59.9	229.90	30.22	6947.58
2006/11/20	15:10:00	1145.3	812.7	133.7	215.7	177.8	123.3	386.3	209.1	123.7	123.8	108.3	144.3	60.9	60.4	60.4	59.8	230.60	30.32	6991.79
2006/11/20	15:11:00	1145.6	810.0	133.7	215.7	177.5	123.5	383.7	196.7	123.7	123.7	108.1	144.3	61.2	60.0	60.4	59.9	230.20	30.24	6961.25
2006/11/20	15:12:00	1145.6	811.2	133.7	215.2	177.5	123.4	384.9	205.1	123.5	123.8	108.1	144.3	60.9	60.0	60.6	59.8	229.90	30.23	6949.88
2006/11/20	15:13:00	1145.5	809.8	133.8	216.4	177.5	123.5	385.1	200.5	124.0	123.9	108.3	144.4	59.9	59.6	59.8	58.8	230.30	30.28	6978.09
2006/11/20	15:14:00	1146.1	810.6	133.9	216.0	177.3	123.4	386.1	199.0	124.1	124.1	108.3	144.4	59.8	60.0	59.8	59.3	229.90	30.23	6948.88
2006/11/20	15:15:00	1145.5	811.9	134.0	215.7	178.3	123.8	385.4	204.3	124.1	124.2	108.3	144.4	60.0	60.1	60.0	60.0	230.60	30.29	6984.87
2006/11/20	15:16:00	1145.9	811.9	134.2	216.5	178.2	123.8	385.8	206.0	124.3	124.3	108.4	144.6	60.8	60.4	60.6	60.0	229.80	30.25	6951.45
2006/11/20	15:17:00	1145.9	812.9	134.3	216.4	178.5	123.8	384.7	205.3	124.3	124.3	108.4	144.6	60.9	60.8	60.9	60.1	230.00	30.28	6964.40
2006/11/20	15:18:00	1145.2	812.6	134.3	217.2	178.2	123.9	387.1	197.7	124.4	124.4	108.6	144.7	60.8	60.4	60.6	59.9	230.50	30.31	6988.76
2006/11/20	15:19:00	1145.8	811.8	134.5	216.2	178.5	123.9													

Heat Rise Run

Rerun

Date	Time	TC1	TC2	TC3	TC4	TC5	TC6	TC7	TC8	TC9	TC10	TC11	TC12	TC13	TC14	TC15	TC16	VDC	Amps	Watts
2006/11/20	15:23:00	1145.6	813.5	134.9	216.2	179.0	124.5	386.1	205.5	124.9	124.8	108.8	145.1	61.1	61.1	60.9	60.6	230.50	30.27	6977.24
2006/11/20	15:24:00	1146.1	814.2	135.0	216.4	178.7	124.6	387.6	191.7	125.1	125.0	108.8	145.3	61.1	61.3	61.2	60.9	230.00	30.19	6949.74
2006/11/20	15:25:00	1146.1	814.6	135.1	217.0	178.7	124.6	388.4	205.0	124.8	125.0	108.8	145.3	61.2	60.9	61.1	60.4	230.20	30.31	6977.36
2006/11/20	15:26:00	1146.1	812.7	135.0	218.0	179.5	124.3	386.6	194.0	125.0	124.9	109.1	145.3	61.4	60.6	61.0	60.4	230.00	30.25	6957.50
2006/11/20	15:27:00	1146.2	813.5	135.3	216.9	179.2	124.7	385.8	193.5	125.3	125.1	109.0	145.4	61.0	60.6	61.1	60.4	230.40	30.26	6971.90
2006/11/20	15:28:00	1146.2	811.0	135.3	217.2	179.2	124.8	386.3	203.1	125.3	125.3	109.1	145.5	60.8	60.9	60.8	60.4	228.80	30.11	6889.17
2006/11/20	15:29:00	1146.9	811.2	135.4	217.2	179.5	124.8	386.6	201.7	125.5	125.4	109.1	145.6	61.3	60.9	61.2	60.4	230.60	30.31	6991.79
2006/11/20	15:30:00	1146.6	813.4	135.5	217.2	179.5	125.0	387.1	198.4	125.6	125.5	109.1	145.8	61.4	61.4	60.6	60.6	229.90	30.26	6977.47
2006/11/20	15:31:00	1146.2	814.3	135.8	217.7	178.7	125.1	388.5	206.6	126.1	126.0	109.1	145.8	61.3	61.6	61.0	61.1	230.40	30.30	6987.18
2006/11/20	15:32:00	1146.3	816.0	135.8	218.0	179.2	125.3	388.7	210.7	126.3	126.0	109.3	145.8	61.8	62.0	61.3	61.1	230.60	30.31	6989.49
2006/11/20	15:33:00	1146.4	815.5	136.0	218.5	179.9	125.4	388.1	206.6	126.5	126.3	109.3	145.9	61.8	61.7	61.2	61.3	230.50	30.27	6977.24
2006/11/20	15:34:00	1146.3	817.7	136.0	218.2	179.4	125.8	389.8	212.2	126.5	126.3	109.5	146.0	60.9	61.5	60.9	61.1	230.40	30.30	6983.42
2006/11/20	15:35:00	1146.8	817.0	136.2	217.3	180.0	125.8	389.0	205.8	126.5	126.5	109.7	146.1	61.4	61.2	61.1	60.6	230.00	30.27	6962.10
2006/11/20	15:36:00	1146.8	815.7	136.3	217.5	179.7	125.8	388.3	208.5	126.5	126.3	109.7	146.1	61.3	61.1	61.1	60.6	230.40	30.27	6980.26
2006/11/20	15:37:00	1146.8	815.7	136.3	217.7	180.2	125.8	388.6	214.1	126.3	126.3	109.7	146.1	61.1	61.2	61.1	60.6	230.40	30.26	6980.98
2006/11/20	15:38:00	1147.4	814.2	136.3	218.5	180.4	125.8	389.3	212.1	126.5	126.3	109.7	146.3	61.1	60.9	61.1	60.6	230.10	30.30	6976.63
2006/11/20	15:39:00	1147.1	814.2	136.4	218.0	180.5	125.8	388.1	208.0	126.5	126.3	109.8	146.3	61.4	61.1	61.1	60.6	230.40	30.25	6975.65
2006/11/20	15:40:00	1146.9	811.3	136.4	217.0	180.2	126.0	387.4	196.2	126.5	126.5	109.8	146.5	61.5	61.2	61.3	60.9	230.30	30.29	6978.82
2006/11/20	15:41:00	1147.5	810.9	136.5	217.5	180.2	126.0	388.5	196.2	126.7	126.5	109.9	146.5	61.4	61.1	61.2	60.2	230.30	30.29	6975.79
2006/11/20	15:42:00	1147.5	817.5	136.6	217.5	180.4	126.3	388.5	212.9	126.8	126.8	109.9	146.5	61.3	61.1	61.0	60.6	230.00	30.25	6957.50
2006/11/20	15:43:00	1147.8	813.4	136.7	218.0	180.4	126.3	389.8	205.8	126.8	126.8	110.0	146.5	61.2	60.9	61.2	60.6	230.50	30.29	6984.87
2006/11/20	15:44:00	1147.7	814.7	136.7	218.0	180.5	126.0	389.0	199.2	126.8	126.5	110.1	146.6	61.2	60.9	61.1	60.4	230.50	30.29	6989.49
2006/11/20	15:45:00	1147.9	816.9	136.9	218.7	180.5	126.5	391.1	224.8	127.0	126.8	110.1	146.8	61.0	60.9	61.1	60.6	230.50	30.29	6988.76
2006/11/20	15:46:00	1147.7	813.8	137.1	218.7	180.9	126.7	392.1	225.6	127.2	127.0	110.2	146.8	61.3	61.2	61.3	60.8	230.50	30.31	6986.46
2006/11/20	15:47:00	1147.6	814.1	137.3	218.7	180.7	126.8	389.8	216.2	127.2	126.8	110.2	146.8	61.4	60.6	61.5	60.9	230.20	30.27	6971.18
2006/11/20	15:48:00	1147.4	814.5	137.3	218.7	181.0	126.8	391.8	205.6	127.3	127.0	110.3	147.0	61.5	61.2	61.3	60.9	230.60	30.32	6991.79
2006/11/20	15:49:00	1147.4	813.7	137.4	219.2	181.0	126.8	389.8	207.0	127.4	127.2	110.4	147.0	61.4	61.3	61.3	61.1	230.60	30.32	6991.79
2006/11/20	15:50:00	1147.1	812.4	137.5	219.8	181.0	127.0	390.1	207.0	127.5	127.3	110.5	147.0	61.3	61.3	61.3	60.2	230.60	30.32	6994.10
2006/11/20	15:51:00	1147.5	815.4	137.6	218.8	180.9	126.8	391.2	215.5	127.5	127.3	110.5	147.1	61.3	61.5	61.3	60.6	230.10	30.27	6965.13
2006/11/20	15:52:00	1147.2	818.2	137.8	219.3	181.2	127.0	391.8	209.6	127.5	127.5	110.6	147.3	61.5	61.3	61.3	60.6	230.50	30.32	6988.76
2006/11/20	15:53:00	1147.5	814.7	137.9	219.5	181.0	127.3	392.2	213.5	127.9	127.7	110.7	147.3	61.3	61.1	61.3	60.6	230.50	30.28	6982.57
2006/11/20	15:54:00	1147.5	815.3	137.9	219.2	181.2	127.2	391.2	213.0	127.9	127.8	110.7	147.3	61.3	61.2	61.1	60.4	230.50	30.27	6977.24
2006/11/20	15:55:00	1147.6	818.0	138.0	219.0	181.7	127.5	391.2	213.7	127.9	127.9	110.8	147.5	61.5	61.2	61.1	60.8	230.50	30.30	6984.15
2006/11/20	15:56:00	1148.2	815.6	138.1	220.0	181.7	127.5	391.6	214.7	127.8	127.9	110.8	147.5	61.6	61.3	61.4	60.8	230.50	30.28	6984.15
2006/11/20	15:57:00	1148.1	814.8	138.1	220.1	181.5	127.5	391.1	217.0	128.1	128.1	110.9	147.5	61.5	61.9	61.7	61.3	230.30	30.28	6975.79
2006/11/20	15:58:00	1147.9	816.7	138.3	219.3	181.5	127.8	392.2	224.4	128.4	128.1	110.9	147.7	61.6	61.9	61.5	61.3	230.60	30.30	6987.18
2006/11/20	15:59:00	1147.9	816.4	138.3	219.3	182.0	127.5	392.8	216.2	128.3	128.1	111.0	147.8	61.6	61.6	61.5	60.8	230.50	30.29	6981.85
2006/11/20	16:00:00	1147.9	813.2	138.3	219.1	182.0	127.9	390.6	210.9	128.3	128.1	111.0	147.8	61.4	61.4	61.4	61.0	230.50	30.31	6986.46
2006/11/20	16:01:00	1148.2	812.7	138.5	219.0	182.2	127.8	391.2	208.6	128.4	128.3	111.0	147.8	61.4	61.6	61.4	61.2	230.20	30.30	6975.06
2006/11/20	16:02:00	1148.9	816.6	138.5	219.3	181.2	128.0	392.0	210.7	128.5	128.4	111.1	147.8	61.6	61.9	61.5	61.5	230.60	30.32	6991.79
2006/11/20	16:03:00	1147.8	819.0	138.6	220.0	182.0	128.0	392.6	214.7	128.7	128.4	111.1	148.0	61.5	62.0	61.6	61.5	230.50	30.30	6987.18
2006/11/20	16:04:00	1147.8	818.8	138.6	219.2	181.9	128.0	393.8	208.9	128.6	128.4	111.2	148.0	61.5	61.3	61.3	61.0	230.40	30.29	6983.42
2006/11/20	16:05:00	1148.7	816.3	138.8	219.2	182.2	128.1	393.3	217.2	128.7	128.5	111.2	148.2	61.5	61.6	61.5	60.9	230.50	30.31	6986.46
2006/11/20	16:06:00	1148.4	816.3	139.0	219.2	182.0	128.3	393.2	218.3	128.6	128.6	111.3	148.2	61.5	61.4	61.7	60.9	230.50	30.30	6986.46
2006/11/20	16:07:00	1148.2	816.7	139.2	219.5	182.5	128.5	393.3	211.4	129.0	128.8	111.4	148.3	61.6	61.7	61.4	61.1	230.40	30.30	6981.12
2006/11/20	16:08:00	1148.1	816.4	139.2	219.6	182.2	128.6	392.4	222.9	129.1	128.9	111.4	148.3	61.8	61.6	61.4	61.1	230.40	30.29	6978.82
2006/11/20	16:09:00	1148.6	813.5	139.3	220.0	182.0	128.6	393.8	213.1	129.1	128.7	111.6	148.5	61.7	61.4	61.4	60.6	230.60	30.32	6991.79
2006/11/20	16:10:00	1148.4	817.2	139.3	220.5	182.0	128.7	393.0	216.7	129.3	128.9	111.6	148.5	61.4	61.4	61.3	60.6	230.50	30.25	6978.68
2006/11/20	16:11:00	1148.1	818.2	139.0	219.8	181.4	128.2	392.6	220.2	129.3	128.7	111.4	148.5	59.4	61.4	60.0	60.6	230.70	30.33	6997.13
2006/11/20	16:12:00	1147.9	817.0	138.8	219.1	181.0	127.7	393.8	214.9	128.1	128.2	111.6	148.3	59.2	57.5	58.1	57.1	230.60	30.32	6994.10
2006/11/20	16:13:00	1148.6	813.7	138.5	218.8	181.0	127.3	391.9	226.7	127.8	127.8	111.6	148.2	56.9	56.0	56.2	55.7	230.70	30.32	6994.82
2006/11/20	16:14:00	1148.4	815.9	138.0	219.5	180.7	127.0	393.2	223.6	126.8	127.4	111.6	148.0	56.0	55.6	54.4	54.4	230.60	30.32	6991.79
2006/11/20	16:15:00	1148.2	816.5	138.3	219.5	180.0	126.5	393.3	216.7	127.0	127.0	111.4	147.8	55.4	53.9	54.0	53.6	230.60	30.32	6991.79
2006/11/20	16:16:00	1148.1	817.7	138.0	218.7	179.7	126.3	391.1	225.5	126.8	126.7	111.2	147.7	54.9	53.3	53.5	53.7	230.60	30.33	6994.10
2006/11/20	16:17:00	1148.1	818.3	138.3	219.3	179.2	126.5													

Heat Rise Run

Rerun

Date	Time	TC1	TC2	TC3	TC4	TC5	TC6	TC7	TC8	TC9	TC10	TC11	TC12	TC13	TC14	TC15	TC16	VDC	Amps	Watts
2006/11/20	16:21:00	1148.6	818.0	139.3	221.0	181.5	127.9	394.1	208.7	128.4	127.9	111.8	148.2	57.7	57.1	57.9	57.0	230.50	30.29	6984.87
2006/11/20	16:22:00	1149.1	815.3	139.5	219.5	181.5	128.2	394.0	226.1	128.8	128.2	111.9	148.3	58.4	58.0	58.6	57.5	230.60	30.32	6991.79
2006/11/20	16:23:00	1148.4	816.4	139.8	219.3	181.9	128.5	393.6	236.9	129.1	128.6	112.1	148.5	59.0	58.8	59.1	58.4	230.60	30.31	6991.79
2006/11/20	16:24:00	1148.9	818.9	140.0	219.2	182.2	128.9	394.3	212.5	129.4	128.8	112.3	148.8	59.6	59.2	59.4	59.1	230.60	30.31	6989.49
2006/11/20	16:25:00	1148.6	815.1	140.2	220.3	182.5	129.0	395.1	241.4	129.5	129.1	112.3	148.9	59.9	59.5	59.4	59.2	230.40	30.29	6978.82
2006/11/20	16:26:00	1148.7	818.6	140.5	220.2	182.4	129.3	395.5	226.5	129.8	129.4	112.5	149.0	60.1	59.8	60.2	59.6	230.60	30.29	6989.49
2006/11/20	16:27:00	1148.9	817.0	140.5	221.1	182.5	129.6	395.7	218.7	129.9	129.5	112.5	149.2	60.1	59.4	60.4	59.4	230.70	30.32	6994.82
2006/11/20	16:28:00	1148.8	816.6	140.8	221.3	182.5	129.8	395.8	220.0	130.2	129.8	112.6	149.4	60.6	60.4	60.4	59.6	230.60	30.32	6991.79
2006/11/20	16:29:00	1149.2	818.5	140.8	221.8	183.0	129.8	396.0	240.9	130.2	129.8	112.6	149.5	60.8	60.4	60.8	60.0	230.60	30.31	6989.49
2006/11/20	16:30:00	1149.1	819.9	140.9	221.8	182.5	129.9	396.2	236.7	130.3	129.9	112.8	149.5	60.6	60.4	60.4	59.8	230.60	30.31	6989.49
2006/11/20	16:31:00	1148.7	819.3	141.0	220.9	183.2	129.8	395.4	219.1	130.6	130.0	112.8	149.7	60.6	60.6	60.4	60.2	230.70	30.31	6994.82
2006/11/20	16:32:00	1148.4	818.8	141.0	221.6	182.5	130.1	395.1	227.5	130.5	130.1	112.8	149.8	61.0	60.6	60.9	60.1	230.60	30.32	6991.79
2006/11/20	16:33:00	1148.4	819.6	141.2	221.1	182.7	130.2	396.5	220.5	130.8	130.1	112.8	149.8	60.8	60.6	61.0	60.0	230.60	30.32	6991.79
2006/11/20	16:34:00	1148.5	821.4	141.3	221.1	182.7	130.4	396.1	227.0	130.8	130.3	113.0	149.9	60.8	60.9	61.0	60.0	230.60	30.27	6986.32
2006/11/20	16:35:00	1148.2	817.5	141.0	221.3	183.7	130.4	396.8	227.7	130.9	130.2	113.0	150.0	60.9	60.6	60.9	60.1	230.50	30.31	6986.46
2006/11/20	16:36:00	1149.1	818.5	141.4	221.6	183.4	130.5	396.1	233.3	131.0	130.4	113.1	150.0	60.8	60.2	60.8	59.8	230.60	30.32	6991.79
2006/11/20	16:37:00	1149.6	817.7	141.7	221.8	183.4	130.8	396.8	234.2	131.3	130.6	113.2	150.1	61.0	60.6	60.6	60.2	230.60	30.31	6989.49
2006/11/20	16:38:00	1149.2	821.0	141.7	221.8	183.4	130.8	396.5	224.8	131.3	130.8	113.2	150.2	61.0	60.6	60.8	60.2	230.60	30.32	6991.79
2006/11/20	16:39:00	1149.7	821.2	141.7	221.0	183.5	130.8	396.7	263.2	131.1	130.8	113.2	150.3	61.2	61.0	60.8	60.2	230.30	30.30	6980.39
2006/11/20	16:40:00	1149.5	822.0	141.8	221.6	183.9	130.9	395.4	249.9	131.3	130.8	113.3	150.2	60.9	60.9	60.8	60.0	230.50	30.28	6984.15
2006/11/20	16:41:00	1149.4	822.7	141.8	220.9	183.7	130.8	397.3	216.0	131.3	130.9	113.5	150.3	61.0	60.6	60.6	60.1	230.60	30.31	6989.49
2006/11/20	16:42:00	1149.4	821.7	141.9	221.1	183.5	131.0	397.1	235.4	131.5	130.8	113.3	150.3	61.1	60.4	60.8	59.9	230.60	30.31	6992.52
2006/11/20	16:43:00	1150.2	819.1	142.0	221.8	183.4	131.0	396.4	240.3	131.5	131.0	113.3	150.3	60.9	60.4	60.8	59.7	230.60	30.32	6991.79
2006/11/20	16:44:00	1150.2	821.2	142.1	221.6	183.5	131.0	397.9	212.9	131.5	131.0	113.6	150.4	60.9	60.6	60.6	59.6	230.60	30.31	6989.49
2006/11/20	16:45:00	1149.5	821.0	142.1	221.6	183.4	131.1	395.2	214.5	131.5	130.9	113.5	150.5	60.4	60.2	60.6	60.1	230.60	30.31	6989.49
2006/11/20	16:46:00	1149.4	819.2	142.2	221.9	183.5	131.3	395.5	218.8	131.5	130.9	113.5	150.5	60.6	59.9	60.8	59.7	230.50	30.31	6986.46
2006/11/20	16:47:00	1149.8	820.5	142.3	221.3	183.9	131.5	397.3	239.9	131.8	131.1	113.6	150.5	60.8	60.6	60.9	60.0	230.60	30.32	6991.79
2006/11/20	16:48:00	1149.8	820.2	142.4	221.5	183.9	131.5	397.5	229.3	132.0	131.3	113.7	150.6	61.0	60.0	60.9	60.0	230.70	30.32	6994.82
2006/11/20	16:49:00	1150.2	818.2	142.5	222.3	183.7	131.3	398.1	224.7	131.8	131.3	113.8	150.8	61.4	60.2	60.6	60.1	230.30	30.29	6975.79
2006/11/20	16:50:00	1149.8	817.0	142.5	221.4	183.7	131.6	397.3	225.4	132.0	131.3	113.8	150.8	60.9	61.0	60.8	59.8	230.40	30.29	6978.82
2006/11/20	16:51:00	1150.5	818.7	142.7	223.1	183.7	131.8	397.8	213.6	131.8	131.5	113.9	150.8	61.0	60.8	60.8	59.9	230.00	30.22	6959.80
2006/11/20	16:52:00	1150.4	818.5	142.8	222.7	184.0	131.8	399.3	228.0	132.3	131.5	113.8	150.9	60.4	60.6	60.8	59.8	230.60	30.31	6989.49
2006/11/20	16:53:00	1150.5	821.9	142.9	221.0	183.9	132.0	398.2	216.0	132.5	131.6	114.0	151.0	60.6	60.9	60.9	60.1	230.60	30.32	6994.10
2006/11/20	16:54:00	1150.4	820.6	143.0	222.5	184.2	131.8	398.1	232.8	132.5	131.8	114.1	151.0	61.1	60.4	61.1	60.4	230.40	30.30	6981.12
2006/11/20	16:55:00	1150.6	818.0	143.1	222.6	184.0	132.2	397.5	239.5	132.5	132.0	114.1	151.1	61.0	60.8	61.1	60.4	230.00	30.25	6957.50
2006/11/20	16:56:00	1150.2	815.9	143.2	222.6	184.5	132.3	396.7	235.7	133.0	132.3	114.1	151.1	60.9	60.8	61.0	60.1	230.20	30.23	6958.95
2006/11/20	16:57:00	1149.9	818.9	143.3	222.8	183.5	132.5	398.1	221.0	132.7	132.3	114.3	151.2	60.2	60.2	61.0	59.4	229.40	30.09	6902.65
2006/11/20	16:58:00	1149.9	821.2	143.4	222.9	183.5	132.3	398.6	228.7	133.0	132.3	114.4	151.2	60.6	61.5	60.4	59.8	229.80	30.23	6946.85
2006/11/20	16:59:00	1150.6	817.5	143.5	221.4	184.2	132.7	398.2	216.7	133.3	132.5	114.5	151.3	60.6	60.9	60.6	60.6	230.60	30.30	6987.18
2006/11/20	17:00:00	1150.6	817.0	143.6	221.8	184.2	132.8	400.1	240.0	133.0	132.5	114.5	151.4	61.0	60.6	60.8	60.4	230.60	30.31	6991.79
2006/11/20	17:01:00	1150.6	820.1	143.6	222.1	184.5	132.7	398.6	220.9	133.4	132.5	114.5	151.3	61.3	61.0	60.8	60.4	230.40	30.31	6985.73
2006/11/20	17:02:00	1150.4	822.2	143.6	222.0	184.5	132.7	399.5	236.0	133.3	132.5	114.6	151.3	61.1	60.9	60.8	60.1	230.60	30.31	6991.79
2006/11/20	17:03:00	1150.2	822.7	143.5	222.4	183.7	132.2	399.8	221.6	132.0	132.0	114.6	151.4	59.4	58.6	59.1	58.4	230.40	30.26	6974.93
2006/11/20	17:04:00	1150.4	821.5	143.6	222.6	183.7	132.3	399.3	221.3	132.8	132.2	114.6	151.4	58.9	58.4	59.2	58.8	230.10	30.24	6960.53
2006/11/20	17:05:00	1150.2	820.0	143.7	222.1	183.5	132.5	399.6	226.7	133.2	132.3	114.5	151.3	59.2	59.6	59.3	59.3	230.10	30.27	6971.18
2006/11/20	17:06:00	1150.2	821.2	143.7	222.9	184.0	132.7	398.6	221.7	133.0	132.5	114.6	151.3	60.0	59.5	59.7	59.3	230.30	30.28	6973.48
2006/11/20	17:07:00	1150.5	820.0	143.9	222.7	183.5	132.9	400.1	226.4	133.5	132.7	114.6	151.5	60.0	60.8	60.1	59.8	230.60	30.31	6989.49
2006/11/20	17:08:00	1150.8	820.4	144.0	221.6	184.0	132.9	398.6	221.5	133.7	132.8	114.7	151.6	59.9	60.8	60.0	59.8	229.50	30.19	6928.61
2006/11/20	17:09:00	1151.4	820.2	144.0	223.0	183.7	132.8	399.9	221.9	133.8	133.0	114.8	151.7	60.0	60.6	60.2	59.6	230.40	30.30	6981.12
2006/11/20	17:10:00	1151.1	821.7	144.2	223.3	184.2	133.3	398.6	240.0	133.8	133.0	115.1	151.8	60.4	59.7	60.4	59.6	230.60	30.32	6994.10
2006/11/20	17:11:00	1150.8	820.7	144.3	223.4	184.2	133.3	400.3	236.0	134.0	133.3	115.1	151.9	60.4	60.4	60.4	59.9	230.60	30.32	6991.79
2006/11/20	17:12:00	1150.9	820.7	144.5	222.9	184.5	133.5	400.3	225.7	134.1	133.4	115.3	152.0	60.6	61.1	60.8	59.7	230.60	30.31	6989.49
2006/11/20	17:13:00	1150.5	822.4	144.6	222.9	184.0	133.5	399.4	226.4	134.4	133.4	115.3	152.0	60.4	60.6	60.8	60.4	230.70	30.31	6992.52
2006/11/20	17:14:00	1150.7	821.4	144.7	222.9	184.0	133.5	401.1	232.1	134.4	133.5	115.3	152.1	59.9	61.0	60.4	59.8	230.60	30.32	6991.79
2006/11/20	17:15:00	1151.4	822.2	144.7	222.5	185.0	133.5													

Heat Rise Run Rerun

Date	Time	TC1	TC2	TC3	TC4	TC5	TC6	TC7	TC8	TC9	TC10	TC11	TC12	TC13	TC14	TC15	TC16	VDC	Amps	Watts
2006/11/20	17:19:00	1150.9	821.0	145.1	223.0	185.0	133.8	401.3	236.0	134.5	133.9	115.6	152.3	60.9	60.4	60.6	60.2	230.60	30.31	6989.49
2006/11/20	17:20:00	1150.7	822.5	145.1	223.6	185.4	134.0	401.6	232.9	134.5	133.9	115.8	152.3	60.9	60.6	60.6	59.9	230.60	30.31	6989.49
2006/11/20	17:21:00	1150.2	818.8	145.3	223.5	184.5	134.3	399.4	232.4	134.5	133.8	115.8	152.4	60.6	60.9	60.6	59.7	230.60	30.31	6989.49
2006/11/20	17:22:00	1150.9	818.8	145.3	223.8	184.5	134.0	401.1	236.7	134.7	134.0	115.8	152.4	60.1	60.4	60.6	59.7	230.60	30.31	6989.49
2006/11/20	17:23:00	1151.4	821.7	145.4	224.2	184.7	134.5	399.8	241.7	134.9	134.1	115.8	152.5	60.6	60.6	60.9	60.0	230.70	30.32	6994.82
2006/11/20	17:24:00	1151.0	823.7	145.5	222.7	185.0	134.3	402.5	242.1	134.9	134.2	116.1	152.6	61.0	61.0	61.0	60.4	230.60	30.31	6989.49
2006/11/20	17:25:00	1150.9	821.7	145.6	222.7	184.2	134.3	400.5	234.4	134.8	134.2	116.1	152.7	60.9	60.4	60.6	59.4	230.60	30.31	6989.49
2006/11/20	17:26:00	1151.2	824.4	145.6	224.3	185.0	134.5	402.1	232.8	134.8	134.2	116.1	152.7	60.6	61.0	60.6	59.3	230.60	30.32	6991.79
2006/11/20	17:27:00	1151.4	823.2	145.8	223.9	185.0	134.6	401.4	250.7	135.1	134.4	116.1	152.7	60.4	60.8	60.0	59.3	230.60	30.31	6992.52
2006/11/20	17:28:00	1151.7	821.2	145.8	223.6	184.7	134.7	401.1	234.9	135.3	134.4	116.1	152.7	60.6	60.6	60.4	59.5	230.50	30.26	6974.93
2006/11/20	17:29:00	1151.9	820.7	145.8	223.9	185.2	134.8	401.6	236.0	135.2	134.5	116.1	152.8	60.6	60.9	60.4	59.5	230.40	30.29	6978.82
2006/11/20	17:30:00	1151.7	823.3	145.9	223.6	185.2	134.7	400.6	239.0	135.3	134.5	116.3	152.9	60.2	60.9	60.1	59.4	230.60	30.29	6987.90
2006/11/20	17:31:00	1151.8	822.6	146.0	223.8	185.2	134.8	402.4	239.1	135.7	134.7	116.3	152.9	60.4	61.1	60.2	60.1	230.60	30.30	6987.18
2006/11/20	17:32:00	1151.4	821.7	146.1	223.0	185.2	134.8	401.8	233.0	135.8	134.8	116.3	152.9	60.4	61.1	60.6	59.8	230.40	30.24	6970.32
2006/11/20	17:33:00	1151.4	823.6	146.3	223.2	185.0	135.0	403.8	238.2	136.0	135.0	116.3	153.0	61.0	61.0	60.6	60.4	230.50	30.31	6986.46
2006/11/20	17:34:00	1151.4	821.1	146.5	224.4	185.2	135.1	401.1	241.7	136.3	135.2	116.5	153.1	60.8	61.3	60.9	60.8	230.60	30.31	6989.49
2006/11/20	17:35:00	1150.7	821.5	146.5	224.6	185.2	135.3	402.1	233.7	136.4	135.3	116.6	153.2	60.8	61.2	60.6	60.4	230.60	30.31	6989.49
2006/11/20	17:36:00	1150.6	818.6	146.5	224.6	186.0	135.3	401.1	244.6	136.5	135.3	116.6	153.4	60.6	61.6	60.9	60.6	230.30	30.21	6957.36
2006/11/20	17:37:00	1151.5	824.4	146.6	223.9	185.0	135.4	403.4	251.6	136.5	135.5	116.6	153.4	60.6	61.6	60.8	60.6	230.50	30.29	6981.85
2006/11/20	17:38:00	1152.2	823.3	146.8	224.6	185.5	135.3	404.1	235.2	136.5	135.4	116.8	153.4	60.9	61.6	60.6	60.6	230.60	30.31	6991.79
2006/11/20	17:39:00	1151.4	823.0	146.8	223.3	185.7	135.6	403.3	234.5	136.6	135.5	116.8	153.5	61.3	61.2	61.3	60.8	229.90	30.23	6949.88
2006/11/20	17:40:00	1151.5	820.7	147.0	224.8	185.2	135.7	402.2	242.7	136.7	135.8	117.0	153.6	60.4	61.5	61.2	61.1	230.60	30.31	6989.49
2006/11/20	17:41:00	1151.7	823.8	147.0	224.6	185.2	135.7	402.4	232.1	136.8	135.8	117.0	153.6	60.6	61.4	60.8	60.6	230.60	30.32	6994.10
2006/11/20	17:42:00	1151.9	823.2	147.1	224.0	185.2	135.6	405.1	228.5	137.0	136.0	117.2	153.7	60.8	61.7	60.8	60.6	230.70	30.32	6994.82
2006/11/20	17:43:00	1151.8	825.4	147.3	225.0	185.5	135.8	403.1	246.2	136.9	136.3	117.3	153.8	60.8	61.7	61.1	60.9	230.70	30.32	6994.82
2006/11/20	17:44:00	1151.7	823.2	147.5	224.4	186.4	135.9	402.8	243.9	137.4	136.4	117.3	154.0	61.5	61.7	61.4	61.0	230.50	30.32	6988.76
2006/11/20	17:45:00	1151.9	821.5	147.7	224.6	186.0	136.4	404.2	231.8	137.6	136.6	117.3	154.0	61.1	61.9	61.2	61.1	230.40	30.25	6969.60
2006/11/20	17:46:00	1152.2	824.1	147.7	225.2	186.7	136.3	403.4	246.6	137.8	136.6	117.3	154.0	61.0	61.9	61.2	60.9	230.10	30.23	6955.92
2006/11/20	17:47:00	1152.1	823.4	147.8	225.1	186.0	136.4	403.8	235.7	137.8	136.7	117.5	154.1	61.3	61.9	61.0	60.8	230.60	30.29	6984.87
2006/11/20	17:48:00	1151.6	824.3	147.8	225.2	186.5	136.3	404.6	233.1	137.6	136.8	117.6	154.1	61.0	61.9	60.6	60.8	230.30	30.25	6978.09
2006/11/20	17:49:00	1151.7	821.2	147.8	225.1	187.0	136.5	404.6	229.8	137.8	136.7	117.6	154.1	61.2	61.7	61.2	61.1	229.90	30.29	6975.17
2006/11/20	17:50:00	1152.1	825.2	148.0	225.6	186.0	136.7	404.8	239.8	137.6	136.9	117.7	154.2	61.1	61.9	61.2	61.1	230.60	30.26	6993.09
2006/11/20	17:51:00	1152.2	819.7	148.0	224.8	186.0	136.0	403.8	239.4	137.8	136.9	117.7	154.3	60.1	62.0	60.4	61.1	230.50	30.32	6991.07
2006/11/20	17:52:00	1152.2	823.6	148.0	224.9	186.7	136.5	404.8	231.6	138.0	137.0	117.8	154.3	61.2	62.1	60.9	61.1	230.60	30.31	6989.49
2006/11/20	17:53:00	1151.6	825.2	148.2	225.7	186.0	136.8	406.5	228.2	138.1	137.1	117.9	154.4	61.0	61.8	61.1	61.0	230.50	30.29	6981.85
2006/11/20	17:54:00	1151.4	824.6	148.3	225.7	186.0	136.9	405.1	233.2	138.3	137.1	117.9	154.4	61.4	61.8	61.3	60.9	230.60	30.31	6991.79
2006/11/20	17:55:00	1152.4	822.0	148.3	225.2	186.5	137.1	403.8	240.1	138.3	137.3	118.0	154.6	61.2	62.1	61.4	61.3	230.30	30.27	6974.21
2006/11/20	17:56:00	1152.7	823.4	148.7	224.9	187.0	137.3	405.3	241.9	138.5	137.6	118.1	154.6	61.5	62.2	61.8	61.2	230.50	30.29	6981.85
2006/11/20	17:57:00	1152.4	827.2	148.8	225.7	186.7	137.3	404.3	237.2	138.8	137.8	118.3	154.8	60.4	61.8	61.1	60.8	230.60	30.32	6994.10
2006/11/20	17:58:00	1152.0	822.7	148.8	226.1	186.2	137.3	404.9	245.9	138.8	137.9	118.3	154.8	60.4	61.6	60.8	61.0	230.40	30.31	6985.73
2006/11/20	17:59:00	1152.5	821.8	148.9	226.5	186.7	137.4	404.3	247.9	138.8	137.8	118.4	154.8	61.7	61.4	61.1	61.2	230.60	30.32	6991.79
2006/11/20	18:00:00	1152.5	824.2	149.0	225.7	186.7	137.6	404.9	245.4	139.0	137.9	118.4	154.9	60.8	61.6	61.0	61.1	230.30	30.29	6975.79
2006/11/20	18:01:00	1152.4	826.3	149.0	225.7	186.7	137.4	405.8	247.8	139.0	137.9	118.5	154.8	60.8	61.3	60.9	60.9	230.50	30.30	6984.15
2006/11/20	18:02:00	1152.7	822.8	149.0	225.6	187.5	137.8	406.1	244.9	139.0	137.9	118.6	154.9	60.6	61.5	61.1	60.8	230.70	30.32	6994.82
2006/11/20	18:03:00	1152.9	823.1	149.2	224.6	187.0	137.6	405.9	242.4	139.2	138.0	118.7	154.9	60.8	61.8	61.1	60.8	230.40	30.26	6971.90
2006/11/20	18:04:00	1152.7	828.8	149.3	226.4	186.9	137.4	406.8	248.2	139.3	138.3	118.7	155.0	60.9	61.9	61.0	60.9	230.50	30.30	6984.15
2006/11/20	18:05:00	1152.9	827.4	149.3	225.6	186.5	137.8	406.6	244.2	139.3	138.1	118.8	155.0	60.4	61.5	60.6	60.8	230.60	30.31	6991.79
2006/11/20	18:06:00	1152.7	826.5	149.3	225.9	187.2	137.9	407.3	250.7	139.0	138.1	118.8	155.1	61.1	61.4	61.3	60.6	230.50	30.30	6984.15
2006/11/20	18:07:00	1152.2	827.4	149.4	225.7	186.9	137.8	406.1	253.2	139.3	138.5	118.8	155.1	60.6	61.5	60.6	60.6	230.10	30.27	6965.13
2006/11/20	18:08:00	1152.8	824.4	149.5	225.9	187.0	137.9	405.1	247.9	139.5	138.5	118.8	155.3	60.6	61.7	60.8	60.9	230.50	30.30	6984.15
2006/11/20	18:09:00	1152.9	825.7	149.5	225.9	187.5	138.1	407.6	249.4	139.7	138.5	119.0	155.3	61.0	61.8	60.9	61.0	230.60	30.32	6991.79
2006/11/20	18:10:00	1153.4	822.4	149.5	225.9	187.7	138.5	404.9	287.8	139.8	138.6	119.0	155.3	61.2	61.8	61.4	61.0	230.60	30.25	6957.50
2006/11/20	18:11:00	1153.7	823.0	149.7	225.7	187.4	138.5	406.2	247.4	139.8	138.5	119.2	155.4	61.1	61.7	61.0	60.8	230.20	30.28	6970.46
2006/11/20	18:12:00	1153.5	822.3	149.9	226.5	186.9	138.5	405.6	246.1	140.0	138.8	119.2	155.4	61.0	61.6	60.9	60.9	230.10	30.26	6967.43
2006/11/20	18:13:00	1153.5	827.0	150.1	226.2	187.5	138.5	407.3	244.9</											

Heat Rise Run

Rerun

Date	Time	TC1	TC2	TC3	TC4	TC5	TC6	TC7	TC8	TC9	TC10	TC11	TC12	TC13	TC14	TC15	TC16	VDC	Amps	Watts
2006/11/20	18:17:00	1153.8	824.9	150.3	225.6	187.7	139.0	407.2	252.7	140.3	139.3	119.6	155.8	61.4	61.7	61.2	60.9	230.10	30.31	6974.33
2006/11/20	18:18:00	1154.0	829.9	150.5	226.2	187.2	139.0	407.3	251.6	140.4	139.3	119.7	155.8	61.4	61.4	61.3	60.4	229.80	30.25	6951.45
2006/11/20	18:19:00	1154.0	828.4	150.6	225.9	187.4	139.2	406.8	257.8	140.5	139.5	119.8	155.9	61.2	61.8	61.1	60.9	230.10	30.26	6972.03
2006/11/20	18:20:00	1153.4	829.9	150.6	226.5	187.2	139.0	407.3	248.9	140.4	139.7	119.8	155.9	61.2	61.6	60.8	61.3	230.20	30.22	6956.64
2006/11/20	18:21:00	1153.4	824.7	150.7	226.5	187.2	139.3	408.6	239.2	141.0	139.8	119.9	156.0	61.0	61.7	61.0	60.8	230.40	30.25	6972.63
2006/11/20	18:22:00	1153.0	823.6	150.8	227.4	188.0	139.5	407.6	242.4	141.2	139.8	119.9	156.1	61.0	61.5	61.0	60.6	230.50	30.18	6959.51
2006/11/20	18:23:00	1153.9	822.8	151.1	227.5	188.7	139.8	409.4	258.0	141.2	140.2	120.0	156.3	61.0	61.5	61.3	61.0	230.30	30.26	6977.96
2006/11/20	18:24:00	1153.8	828.9	151.1	226.7	188.5	139.7	405.9	271.6	141.2	140.3	120.0	156.3	60.9	61.6	61.3	61.2	230.30	30.29	6978.09
2006/11/20	18:25:00	1154.4	824.9	151.2	226.7	188.5	139.7	407.6	258.4	141.3	140.3	120.3	156.3	61.1	61.4	61.1	61.3	230.70	30.32	6997.13
2006/11/20	18:26:00	1153.8	820.3	151.4	226.5	188.2	139.8	408.1	274.9	141.6	140.4	120.3	156.5	61.3	61.6	61.2	61.2	230.60	30.32	6991.79
2006/11/20	18:27:00	1154.2	821.5	151.4	226.4	188.7	140.0	406.7	253.4	141.7	140.5	120.4	156.5	61.5	61.7	61.6	61.0	230.50	30.17	6960.22
2006/11/20	18:28:00	1154.2	828.0	151.6	227.0	188.2	140.2	409.1	249.9	141.7	140.5	120.5	156.6	61.2	61.8	60.9	61.0	230.60	30.32	6991.79
2006/11/20	18:29:00	1154.2	828.8	151.7	227.0	188.0	140.0	408.3	257.9	141.6	140.7	120.5	156.5	61.3	61.9	60.9	61.0	229.70	30.20	6939.24
2006/11/20	18:30:00	1154.0	828.2	151.7	227.2	188.2	140.2	408.0	250.4	141.8	140.8	120.5	156.6	61.3	61.6	60.9	61.1	230.40	30.32	6985.73
2006/11/20	18:31:00	1153.4	827.2	151.8	226.5	188.2	140.5	409.2	256.7	141.9	141.0	120.6	156.6	61.1	61.7	61.1	60.6	230.40	30.26	6976.51
2006/11/20	18:32:00	1154.0	828.4	151.9	227.0	188.2	140.4	408.8	258.8	142.0	141.0	120.8	156.8	61.5	61.8	60.9	60.9	230.20	30.25	6963.55
2006/11/20	18:33:00	1153.7	827.5	152.0	226.7	188.0	140.5	408.6	250.2	141.9	141.0	120.6	156.8	60.8	61.6	60.6	60.8	230.50	30.30	6984.15
2006/11/20	18:34:00	1153.7	826.3	152.0	227.7	189.4	140.7	408.6	252.7	142.2	141.0	120.8	156.8	60.6	61.5	60.9	60.4	230.50	30.29	6981.85
2006/11/20	18:35:00	1153.7	826.3	152.0	226.1	188.5	140.8	408.3	270.7	142.3	141.2	121.0	157.0	60.6	61.5	60.8	60.8	230.60	30.32	6991.79
2006/11/20	18:36:00	1153.8	828.7	152.2	227.5	188.5	140.7	409.9	254.1	142.3	141.3	121.0	157.0	60.8	61.6	60.9	60.2	230.20	30.27	6968.15
2006/11/20	18:37:00	1154.1	826.7	152.3	227.4	188.5	140.8	409.5	241.9	142.5	141.4	121.0	157.0	61.0	61.5	61.1	60.4	230.60	30.32	6991.79
2006/11/20	18:38:00	1153.9	828.4	152.5	227.2	189.0	140.9	409.7	261.9	142.7	141.5	121.1	157.1	60.4	61.5	60.8	61.0	230.10	30.26	6962.83
2006/11/20	18:39:00	1153.9	828.4	152.6	227.9	188.7	141.2	410.7	264.8	142.9	141.6	121.3	157.1	60.6	61.2	60.6	60.6	230.40	30.31	6983.42
2006/11/20	18:40:00	1154.2	825.9	152.6	227.2	188.5	141.2	408.1	258.6	143.0	141.8	121.3	157.3	60.6	61.4	60.6	60.6	230.50	30.30	6984.15
2006/11/20	18:41:00	1154.5	827.3	152.7	228.2	188.5	141.2	409.4	263.0	143.0	141.8	121.3	157.3	60.4	61.5	60.8	60.4	229.20	30.15	6910.38
2006/11/20	18:42:00	1154.0	829.9	152.7	227.2	188.0	141.0	410.4	255.7	142.8	141.7	121.5	157.3	60.4	61.1	60.6	60.6	230.60	30.24	6988.46
2006/11/20	18:43:00	1153.7	830.6	152.8	228.2	187.9	141.0	410.1	253.9	143.1	141.7	121.5	157.3	60.6	61.3	61.0	60.6	230.10	30.30	6978.93
2006/11/20	18:44:00	1154.4	826.9	152.8	228.5	188.4	141.3	410.2	266.1	143.1	141.9	121.7	157.5	61.1	61.5	60.9	61.1	230.50	30.22	6974.78
2006/11/20	18:45:00	1154.5	830.5	153.0	228.8	189.0	141.6	411.3	261.4	143.0	142.1	121.8	157.5	60.6	61.0	61.0	61.2	229.90	30.27	6970.57
2006/11/20	18:46:00	1154.8	827.2	153.1	227.9	189.0	141.6	410.2	259.1	143.2	142.1	121.7	157.5	60.6	60.9	61.0	60.4	230.50	30.29	6981.85
2006/11/20	18:47:00	1154.4	825.9	153.1	228.0	189.4	141.5	410.3	248.2	143.4	142.2	121.8	157.5	60.6	61.3	60.9	60.4	230.50	30.31	6986.46
2006/11/20	18:48:00	1154.2	827.2	153.2	227.5	189.0	141.7	411.6	252.0	143.1	142.4	121.8	157.6	60.0	61.4	60.4	60.9	229.20	30.13	6905.80
2006/11/20	18:49:00	1154.2	830.0	153.4	228.2	188.5	141.8	410.7	255.7	143.6	142.4	122.0	157.8	60.0	61.3	60.6	61.0	230.60	30.27	6987.18
2006/11/20	18:50:00	1154.4	827.4	153.6	227.7	189.5	141.8	411.6	164.4	144.0	142.5	122.0	157.8	61.4	61.4	61.2	60.6	229.30	30.16	6915.69
2006/11/20	18:51:00	1154.8	827.0	153.6	228.2	188.5	142.0	410.8	246.3	143.8	142.8	122.0	158.0	61.2	61.0	60.8	60.9	229.90	30.23	6949.88
2006/11/20	18:52:00	1154.4	830.5	153.6	228.7	189.0	142.1	412.1	249.7	144.1	142.8	122.0	158.0	61.2	61.2	61.2	61.0	230.00	30.25	6957.50
2006/11/20	18:53:00	1154.7	825.1	153.7	228.2	189.4	142.1	411.1	262.7	144.0	142.8	122.0	158.0	60.6	61.3	61.1	60.4	230.20	30.17	6952.04
2006/11/20	18:54:00	1154.5	828.9	153.8	228.3	189.2	142.3	411.3	259.5	144.0	142.9	122.2	158.0	60.1	61.5	60.6	60.4	229.80	30.21	6963.41
2006/11/20	18:55:00	1154.9	826.5	153.8	228.0	189.0	142.5	411.3	250.7	144.0	142.9	122.3	158.0	59.4	61.1	60.4	60.4	230.00	30.26	6959.80
2006/11/20	18:56:00	1154.4	826.7	154.0	229.0	189.2	142.4	412.1	246.6	144.3	143.0	122.5	158.0	59.9	61.0	60.4	60.1	230.60	30.31	6989.49
2006/11/20	18:57:00	1155.2	824.4	154.0	228.3	188.9	142.4	411.5	254.5	144.2	143.1	122.5	158.0	60.4	61.2	60.4	60.6	230.20	30.24	6965.85
2006/11/20	18:58:00	1154.7	827.0	154.2	228.5	189.7	142.5	411.8	262.7	144.5	143.2	122.5	158.2	61.0	61.5	60.1	60.8	230.30	30.29	6982.70
2006/11/20	18:59:00	1154.7	831.1	154.2	228.5	189.7	142.7	413.6	252.1	144.5	143.3	122.5	158.3	60.8	61.1	60.9	60.4	230.40	30.27	6976.51
2006/11/20	19:00:00	1154.8	827.4	154.3	228.3	189.2	142.6	412.4	249.9	144.5	143.3	122.7	158.3	60.6	61.3	60.8	60.1	230.40	30.25	6969.60
2006/11/20	19:01:00	1155.4	829.7	154.4	228.7	188.9	142.6	411.8	248.4	144.5	143.3	122.7	158.3	60.8	61.0	60.4	59.8	230.10	30.28	6967.43
2006/11/20	19:02:00	1155.4	829.1	154.6	228.3	190.2	142.9	410.8	256.4	144.7	143.5	122.8	158.3	59.9	61.0	60.8	60.0	230.50	30.28	6988.62
2006/11/20	19:03:00	1155.2	829.2	154.8	229.0	189.2	142.9	411.1	261.2	144.7	143.8	122.9	158.5	60.0	61.3	60.8	60.6	229.80	30.29	6960.64
2006/11/20	19:04:00	1155.2	824.7	154.6	228.5	189.4	142.9	410.8	250.4	145.1	143.7	122.9	158.5	61.0	61.4	60.9	60.9	230.60	30.27	6980.26
2006/11/20	19:05:00	1155.9	823.2	154.8	228.2	189.7	143.1	412.1	273.1	144.7	143.7	122.8	158.5	60.6	61.1	60.6	60.8	230.50	30.22	6974.06
2006/11/20	19:06:00	1155.0	830.5	154.8	228.0	189.4	142.7	412.6	272.5	144.8	143.9	123.0	158.5	60.4	61.1	60.4	60.6	230.40	30.28	6976.51
2006/11/20	19:07:00	1155.1	826.8	154.8	228.7	190.4	143.3	412.1	276.9	145.3	143.8	123.0	158.5	61.1	60.9	60.4	60.8	230.60	30.32	6991.79
2006/11/20	19:08:00	1155.2	832.1	155.0	228.7	190.2	143.4	412.9	244.3	145.3	144.1	123.2	158.7	60.6	60.9	60.9	60.9	230.60	30.29	6994.10
2006/11/20	19:09:00	1155.8	828.4	155.0	228.0	190.5	143.4	412.9	243.2	145.4	144.1	123.2	158.7	61.1	61.2	61.1	61.0	230.20	30.28	6970.46
2006/11/20	19:10:00	1155.4	828.9	155.3	228.8	190.5	143.7	415.0	242.7	145.3	144.2	123.3	158.8	61.2	60.9	61.3	60.4	230.60	30.31	6989.49
2006/11/20	19:11:00	1155.5	827.0	155.3	228.8	1														

Heat Rise Run Rerun

3-586
for Model AOS-025, AOS-050, and AOS-100 Transport Packages, Rev. G, July 27, 2012 (Docket No. 71-9316)

Date	Time	TC1	TC2	TC3	TC4	TC5	TC6	TC7	TC8	TC9	TC10	TC11	TC12	TC13	TC14	TC15	TC16	VDC	Amps	Watts
2006/11/20	19:15:00	1154.9	830.9	155.4	229.2	190.0	143.9	412.7	252.6	145.8	144.6	123.6	159.2	60.1	61.6	60.6	60.9	230.60	30.31	6991.79
2006/11/20	19:16:00	1155.0	831.4	155.6	229.6	190.5	144.1	414.8	257.4	146.0	144.6	123.6	159.2	61.5	61.2	61.2	61.2	225.80	30.27	6834.97
2006/11/20	19:17:00	1155.1	827.5	155.6	229.6	190.9	144.3	413.7	249.9	145.8	144.8	123.7	159.3	61.3	61.1	61.3	61.1	230.60	30.30	6987.18
2006/11/20	19:18:00	1155.7	830.3	155.8	229.5	190.5	144.4	414.0	257.7	145.8	144.7	123.9	159.3	61.3	60.9	61.4	60.6	229.80	30.30	6965.24
2006/11/20	19:19:00	1155.9	831.5	155.8	229.3	190.5	144.4	413.3	257.0	146.1	144.9	124.0	159.5	60.6	61.3	61.3	60.8	230.60	30.31	6991.79
2006/11/20	19:20:00	1155.2	830.2	156.0	229.6	190.4	144.4	414.2	251.2	146.3	145.1	124.0	159.5	61.3	61.7	61.3	61.0	230.20	30.27	6968.15
2006/11/20	19:21:00	1155.4	829.9	156.1	228.5	190.0	144.4	415.6	255.7	146.5	145.4	124.1	159.5	60.8	61.4	61.1	60.4	230.60	30.32	6991.79
2006/11/20	19:22:00	1155.7	829.4	156.3	229.6	190.4	144.5	412.4	253.9	146.6	145.3	124.1	159.5	60.6	61.4	61.1	60.6	230.30	30.29	6975.79
2006/11/20	19:23:00	1155.8	832.4	156.3	229.2	190.9	144.4	415.3	252.5	146.5	145.4	124.2	159.5	61.1	61.2	61.4	60.8	230.40	30.29	6978.82
2006/11/20	19:24:00	1156.0	828.8	156.3	229.3	191.0	144.8	415.1	253.7	146.5	145.3	124.3	159.7	60.6	61.0	61.4	60.8	230.60	30.25	6984.73
2006/11/20	19:25:00	1155.7	830.4	156.5	230.0	190.5	144.8	414.0	255.7	146.6	145.3	124.5	159.7	60.9	61.6	60.9	60.6	230.60	30.29	6984.87
2006/11/20	19:26:00	1156.2	831.3	156.5	228.7	190.5	144.8	414.3	248.9	146.5	145.3	124.4	159.7	60.6	61.0	60.8	60.6	230.60	30.29	6991.79
2006/11/20	19:27:00	1155.1	831.0	156.5	229.6	191.5	144.8	415.3	241.9	146.3	145.3	124.6	159.8	61.2	61.1	61.0	60.4	230.70	30.27	6986.32
2006/11/20	19:28:00	1155.4	830.2	156.5	229.5	191.4	144.6	414.3	248.2	146.6	145.5	124.6	159.8	61.1	60.8	60.6	60.4	230.50	30.32	6988.76
2006/11/20	19:29:00	1155.2	831.4	156.6	229.5	190.2	145.0	415.4	255.9	146.8	145.6	124.6	159.9	60.8	61.3	61.0	61.0	230.60	30.32	6991.79
2006/11/20	19:30:00	1155.5	829.1	156.6	228.8	190.5	145.0	415.3	248.1	146.8	145.8	124.6	159.9	61.4	61.3	61.0	60.8	230.60	30.31	6991.79
2006/11/20	19:31:00	1155.5	830.0	156.8	229.5	190.7	145.1	414.0	250.7	147.0	145.8	124.8	160.0	60.6	61.6	60.6	60.4	230.60	30.31	6989.49
2006/11/20	19:32:00	1155.7	831.0	156.8	229.6	191.0	145.3	415.0	255.6	147.0	145.8	124.8	160.0	60.6	61.4	61.0	60.6	230.30	30.23	6961.97
2006/11/20	19:33:00	1156.0	827.1	157.0	229.6	190.7	145.3	415.8	254.9	147.1	146.0	124.8	160.0	61.2	61.6	61.1	60.6	230.10	30.21	6962.83
2006/11/20	19:34:00	1156.0	827.7	157.0	229.2	190.2	145.3	414.8	254.1	147.0	145.9	124.8	160.0	60.4	61.1	61.1	60.6	230.10	30.27	6965.13
2006/11/20	19:35:00	1155.8	828.4	157.0	230.2	190.2	145.3	415.0	253.3	147.3	146.0	124.9	160.3	61.1	61.0	61.1	60.6	230.40	30.23	6980.11
2006/11/20	19:36:00	1156.1	832.7	157.1	229.6	190.0	145.4	415.0	264.3	147.5	146.0	124.9	160.3	60.4	61.2	60.9	60.6	230.40	30.31	6990.34
2006/11/20	19:37:00	1156.3	829.7	157.1	229.3	189.9	145.4	415.3	254.9	147.5	146.1	125.0	160.3	60.2	61.1	60.4	60.4	230.60	30.29	6987.90
2006/11/20	19:38:00	1155.5	827.6	157.3	230.0	191.5	145.6	415.8	258.2	147.5	146.3	125.1	160.3	61.1	60.6	60.6	59.9	230.60	30.31	6991.79
2006/11/20	19:39:00	1155.7	832.1	157.5	230.2	191.2	145.9	415.9	257.2	147.5	146.5	125.3	160.5	61.2	61.0	61.2	60.4	230.40	30.32	6985.73
2006/11/20	19:40:00	1155.8	830.4	157.5	230.4	191.2	145.9	415.3	254.9	147.7	146.3	125.3	160.5	61.5	60.6	61.1	60.6	230.40	30.29	6978.82
2006/11/20	19:41:00	1156.5	828.8	157.5	229.6	191.0	145.8	416.2	261.8	147.5	146.3	125.3	160.5	61.1	60.4	61.0	60.0	230.00	30.23	6952.90
2006/11/20	19:42:00	1156.3	831.9	157.6	229.6	191.2	146.0	415.9	252.5	147.5	146.5	125.4	160.5	61.2	60.6	60.9	60.1	230.00	30.23	6952.90
2006/11/20	19:43:00	1156.3	831.1	157.8	229.5	191.7	146.0	416.4	255.7	147.7	146.3	125.5	160.5	61.2	61.0	60.6	60.4	229.90	30.23	6949.88
2006/11/20	19:44:00	1156.5	834.8	158.0	229.5	191.0	146.1	417.3	249.9	147.8	146.5	125.6	160.7	61.2	60.9	60.8	60.1	230.60	30.31	6989.49
2006/11/20	19:45:00	1156.7	832.0	158.0	230.4	191.2	146.3	417.3	251.2	147.5	146.5	125.6	160.7	60.9	60.6	61.0	59.9	230.60	30.30	6990.21
2006/11/20	19:46:00	1156.7	831.8	158.0	230.1	191.9	146.3	416.9	254.9	148.0	146.6	125.8	160.8	61.1	60.4	61.1	59.9	230.50	30.28	6985.60
2006/11/20	19:47:00	1156.7	830.4	158.2	230.6	192.2	146.5	416.5	250.4	148.3	146.8	125.8	160.9	61.3	61.0	61.3	61.0	230.30	30.26	6968.88
2006/11/20	19:48:00	1156.2	833.2	158.2	230.3	191.4	146.5	416.6	254.8	148.3	146.8	125.8	160.9	60.9	61.0	61.3	60.4	230.40	30.29	6981.12
2006/11/20	19:49:00	1155.7	832.1	158.3	230.2	192.2	146.5	416.9	250.2	148.3	147.0	126.0	160.9	61.0	60.8	61.3	59.9	230.50	30.30	6984.15
2006/11/20	19:50:00	1156.4	830.7	158.3	230.1	191.5	146.8	417.3	250.7	148.0	147.0	126.0	161.0	60.9	61.3	61.2	60.1	230.50	30.29	6981.85
2006/11/20	19:51:00	1156.8	828.6	158.5	229.7	191.7	147.0	417.2	255.4	148.7	147.1	126.0	161.0	60.8	60.9	61.3	60.8	230.60	30.29	6984.87
2006/11/20	19:52:00	1156.7	829.7	158.5	230.6	191.7	147.3	417.1	260.2	148.9	147.1	126.3	161.0	60.9	61.1	61.1	60.6	230.40	30.27	6974.21
2006/11/20	19:53:00	1156.5	832.7	158.7	229.7	192.4	147.3	416.3	254.5	148.5	147.3	126.3	161.2	61.4	61.0	60.9	60.6	226.50	29.83	6758.76
2006/11/20	19:54:00	1156.7	832.7	158.8	230.6	191.7	147.0	417.0	250.4	148.5	147.5	126.3	161.2	61.3	60.4	61.2	60.0	230.10	30.29	6974.33
2006/11/20	19:55:00	1157.2	835.2	158.8	231.0	191.4	147.3	416.5	251.6	149.0	147.5	126.5	161.3	61.2	61.3	61.4	60.2	229.70	30.19	6936.94
2006/11/20	19:56:00	1157.3	833.7	159.0	230.2	191.7	147.3	417.3	268.2	148.8	147.5	126.5	161.3	61.3	60.4	61.3	60.4	230.10	30.22	6953.62
2006/11/20	19:57:00	1157.4	830.7	159.0	229.8	191.7	147.5	417.5	263.8	148.8	147.5	126.5	161.4	60.9	60.8	61.2	60.2	229.70	30.23	6943.83
2006/11/20	19:58:00	1157.2	829.4	159.0	229.8	192.0	147.5	417.9	258.2	148.9	147.5	126.5	161.5	61.4	61.5	61.2	60.4	228.60	30.09	6878.57
2006/11/20	19:59:00	1157.0	832.2	159.0	230.6	191.7	147.7	417.0	263.5	149.0	147.8	126.5	161.5	61.6	60.6	61.3	60.0	227.10	29.95	6801.65
2006/11/20	20:00:00	1157.4	831.6	159.3	231.5	192.2	147.8	417.1	263.2	149.5	148.0	126.8	161.7	60.9	61.1	61.2	60.4	230.30	30.31	6980.39
2006/11/20	20:01:00	1157.0	830.2	159.5	231.4	192.0	147.8	415.8	259.8	149.5	148.0	126.8	161.8	60.6	61.1	61.2	60.9	230.60	30.32	6994.10
2006/11/20	20:02:00	1156.9	831.1	159.5	231.1	191.0	147.7	418.3	258.7	149.5	148.2	126.8	161.8	60.4	61.5	60.9	60.4	230.60	30.31	6989.49
2006/11/20	20:03:00	1156.9	831.1	159.5	230.8	191.7	147.8	418.8	255.4	149.3	148.2	127.0	161.8	61.2	60.4	60.9	59.9	230.60	30.32	6991.79
2006/11/20	20:04:00	1156.9	833.6	159.7	231.5	191.4	147.7	418.3	260.1	149.5	148.2	127.0	161.9	61.2	60.6	60.8	60.2	230.70	30.32	6994.82
2006/11/20	20:05:00	1156.7	833.4	159.5	231.2	191.9	148.0	418.8	283.2	149.7	148.3	126.8	161.9	61.0	61.1	61.2	60.8	230.70	30.32	6994.82
2006/11/20	20:06:00	1156.7	830.7	159.8	230.3	192.5	147.8	418.3	257.7	149.5	148.2	127.0	161.9	60.9	60.4	61.3	59.7	230.70	30.32	6994.82
2006/11/20	20:07:00	1157.3	832.3	159.8	230.8	192.5	147.8	418.3	257.8	149.4	148.0	127.2	162.0	60.6	61.0	61.1	59.8	230.70	30.32	6994.82
2006/11/20	20:08:00	1156.9	832.9	159.9	230.5	192.5	148.2	418.3	255.4	149.8	148.3	127.2	162.0	61.0	61.2	61.1	60.0	230.70	30.32	6994.82
2006/11/20																				

Heat Rise Run

Rerun

Date	Time	TC1	TC2	TC3	TC4	TC5	TC6	TC7	TC8	TC9	TC10	TC11	TC12	TC13	TC14	TC15	TC16	VDC	Amps	Watts
2006/11/20	20:13:00	1156.8	835.2	160.4	231.1	191.7	148.9	419.7	257.9	150.7	149.0	127.7	162.3	61.0	61.4	60.6	60.8	230.70	30.32	6997.13
2006/11/20	20:14:00	1157.2	832.4	160.5	231.2	192.0	148.8	419.6	255.4	150.8	149.3	127.7	162.3	60.8	61.3	60.6	60.4	230.70	30.32	6994.82
2006/11/20	20:15:00	1157.1	834.4	160.5	232.2	192.0	148.8	420.3	260.8	150.7	149.2	127.7	162.4	60.2	61.2	60.6	59.9	230.70	30.32	6994.82
2006/11/20	20:16:00	1157.4	834.4	160.5	231.7	191.7	148.8	420.8	260.8	150.7	149.3	127.7	162.5	60.4	61.3	60.6	60.1	230.70	30.32	6997.13
2006/11/20	20:17:00	1157.4	830.9	160.5	232.1	191.9	148.9	418.5	254.3	150.7	149.4	127.8	162.5	60.6	61.2	60.2	59.8	230.70	30.32	6994.82
2006/11/20	20:18:00	1157.0	832.4	160.8	231.9	192.0	148.9	419.6	253.5	150.8	149.4	127.8	162.6	60.2	61.4	60.4	60.6	230.70	30.32	6994.82
2006/11/20	20:19:00	1157.2	831.7	160.9	231.9	192.7	149.0	419.5	268.2	150.9	149.7	127.9	162.7	61.1	61.1	60.4	60.8	230.70	30.32	6994.82
2006/11/20	20:20:00	1157.4	831.8	160.9	232.2	192.4	149.2	419.3	261.7	151.1	149.8	127.9	162.7	60.4	61.0	60.9	60.8	230.70	30.32	6994.82
2006/11/20	20:21:00	1157.5	837.4	161.0	231.7	191.9	149.2	419.8	256.7	151.2	149.7	128.0	162.7	60.2	61.1	60.4	60.4	230.70	30.32	6994.82
2006/11/20	20:22:00	1157.7	832.9	161.0	232.2	192.2	149.0	419.9	258.9	151.4	149.8	128.2	162.8	59.7	61.1	60.2	60.4	230.60	30.32	6991.79
2006/11/20	20:23:00	1157.5	834.5	161.2	232.1	192.7	149.0	419.4	271.5	151.3	149.9	128.2	162.9	61.1	61.1	60.4	60.4	230.70	30.32	6994.82
2006/11/20	20:24:00	1157.5	834.3	161.3	232.2	192.2	149.4	420.3	256.4	151.6	149.9	128.2	162.9	60.2	61.2	60.6	60.4	230.60	30.32	6994.10
2006/11/20	20:25:00	1157.0	832.4	161.4	231.8	192.0	149.4	419.3	256.4	151.3	150.0	128.2	162.9	59.8	60.6	60.1	60.1	230.70	30.32	6994.82
2006/11/20	20:26:00	1157.1	832.8	161.5	231.6	192.4	149.5	420.0	254.2	151.5	150.1	128.3	163.0	61.3	61.2	60.4	60.6	230.60	30.29	6987.90
2006/11/20	20:27:00	1157.1	833.6	161.7	231.7	193.2	149.8	421.3	251.9	151.9	150.4	128.5	163.2	61.0	61.1	61.1	60.4	230.60	30.32	6994.10
2006/11/20	20:28:00	1157.0	832.2	161.8	232.4	193.4	150.0	419.4	256.4	151.7	150.7	128.7	163.3	61.1	60.4	61.1	59.8	230.60	30.32	6994.10
2006/11/20	20:29:00	1157.7	831.8	161.8	231.2	192.2	150.0	420.3	251.0	152.2	150.7	128.7	163.3	60.8	60.6	61.0	60.6	230.60	30.32	6994.82
2006/11/20	20:30:00	1157.5	831.8	161.9	232.1	192.2	150.0	420.1	260.8	151.8	150.6	128.8	163.4	60.1	60.9	60.4	60.1	230.60	30.32	6991.79
2006/11/20	20:31:00	1157.8	834.3	162.0	231.4	192.7	150.0	419.9	258.5	151.7	150.7	128.7	163.3	60.1	61.5	60.4	60.4	230.70	30.32	6994.82
2006/11/20	20:32:00	1157.7	834.5	161.9	232.4	192.9	149.7	421.3	250.0	152.1	150.7	128.7	163.3	59.9	61.2	60.0	60.6	230.70	30.32	6994.82
2006/11/20	20:33:00	1157.4	835.0	162.0	232.7	193.0	150.3	422.5	264.6	152.2	150.7	128.9	163.4	60.4	60.4	60.2	60.2	230.60	30.32	6994.82
2006/11/20	20:34:00	1157.7	833.6	162.2	231.7	192.7	150.3	420.2	264.3	152.5	150.9	128.9	163.5	60.4	60.8	60.6	60.1	230.70	30.31	6994.82
2006/11/20	20:35:00	1157.8	832.9	162.2	232.4	193.0	150.4	421.8	258.2	152.3	150.8	129.0	163.5	61.0	61.1	60.4	59.9	230.60	30.32	6994.10
2006/11/20	20:36:00	1158.0	835.3	162.4	232.0	193.0	150.5	421.8	251.6	152.5	151.0	129.2	163.6	60.6	61.3	60.8	60.2	230.60	30.32	6991.79
2006/11/20	20:37:00	1158.2	834.4	162.4	232.2	192.7	150.2	421.7	252.2	152.7	151.0	129.1	163.6	60.6	61.2	60.6	60.2	230.50	30.32	6988.76
2006/11/20	20:38:00	1158.7	833.4	162.5	232.1	192.5	150.6	420.7	251.9	152.8	151.2	129.2	163.7	61.0	60.8	60.4	60.2	230.70	30.32	6994.82
2006/11/20	20:39:00	1158.2	833.7	162.7	232.7	192.9	150.8	422.5	266.2	152.8	151.2	129.3	163.7	60.8	61.2	60.6	60.1	230.60	30.29	6984.87
2006/11/20	20:40:00	1158.4	832.8	162.8	232.5	192.7	150.7	421.5	253.5	153.2	151.3	129.3	163.8	60.6	61.1	60.4	60.6	230.60	30.31	6989.49
2006/11/20	20:41:00	1157.7	833.6	162.8	232.2	194.0	150.9	422.0	253.9	152.9	151.5	129.4	163.8	61.4	61.2	60.6	60.8	230.60	30.32	6991.79
2006/11/20	20:42:00	1158.1	833.7	162.9	232.6	193.7	151.0	422.0	252.9	153.0	151.5	129.5	164.0	61.2	61.6	61.1	60.4	230.60	30.31	6991.79
2006/11/20	20:43:00	1158.3	835.6	163.0	232.3	193.7	150.8	421.3	265.0	153.2	151.6	129.7	164.0	60.4	61.5	60.8	60.4	230.60	30.32	6991.79
2006/11/20	20:44:00	1158.3	831.1	163.0	232.7	193.5	151.0	421.5	254.4	152.9	151.6	129.7	164.1	60.2	61.4	60.6	60.1	230.70	30.31	6992.52
2006/11/20	20:45:00	1157.9	832.0	163.0	232.4	192.7	150.7	423.3	256.7	152.9	151.8	129.7	164.0	60.6	61.4	60.4	60.0	230.60	30.27	6986.32
2006/11/20	20:46:00	1157.9	835.2	163.2	232.0	192.9	150.9	422.0	254.9	153.2	151.9	129.8	164.1	60.2	61.2	60.1	60.4	230.00	30.24	6955.20
2006/11/20	20:47:00	1158.0	833.4	163.3	232.6	193.5	151.2	423.1	249.4	153.4	152.1	129.8	164.2	61.4	60.2	60.4	60.4	230.20	30.26	6965.85
2006/11/20	20:48:00	1158.0	832.9	162.9	232.3	192.7	150.2	423.1	259.8	152.5	151.8	129.8	164.2	57.7	59.8	58.4	58.2	229.50	30.20	6930.90
2006/11/20	20:49:00	1157.8	835.1	162.9	232.9	192.5	150.4	423.1	258.4	152.3	151.6	129.9	164.2	58.6	58.9	58.4	57.5	230.50	30.30	6984.15
2006/11/20	20:50:00	1157.5	833.9	163.3	232.7	192.7	151.3	421.2	259.8	153.5	151.7	129.9	164.0	59.1	59.3	58.8	58.8	230.20	30.25	6963.55
2006/11/20	20:51:00	1157.7	835.4	163.3	232.1	193.4	151.3	422.0	252.9	153.3	151.8	130.0	164.1	59.7	59.1	58.8	58.6	230.60	30.29	6984.87
2006/11/20	20:52:00	1158.0	833.9	163.4	233.2	192.7	151.3	420.8	262.1	153.6	151.9	129.9	164.1	59.8	59.9	59.7	58.9	230.40	30.30	6987.18
2006/11/20	20:53:00	1158.3	838.7	163.5	232.8	193.2	151.6	421.5	266.9	153.5	152.1	130.1	164.2	60.0	59.4	59.7	59.1	230.50	30.30	6984.15
2006/11/20	20:54:00	1158.4	835.2	163.8	233.3	194.2	151.7	421.5	259.5	154.0	152.1	130.2	164.4	60.1	60.2	59.9	59.7	230.50	30.21	6984.55
2006/11/20	20:55:00	1158.4	836.4	163.9	232.4	193.4	151.7	422.9	267.4	154.2	152.5	130.4	164.5	60.1	60.9	60.4	59.8	230.50	30.30	6986.46
2006/11/20	20:56:00	1158.2	834.0	163.9	233.1	194.0	151.9	421.8	258.0	154.2	152.3	130.3	164.6	60.4	60.1	60.4	60.2	230.60	30.31	6991.79
2006/11/20	20:57:00	1159.4	834.2	163.7	233.0	193.4	151.5	423.0	260.6	153.2	152.3	130.3	164.6	58.9	56.6	59.1	57.9	230.60	30.32	6991.79
2006/11/20	20:58:00	1159.9	831.9	163.9	231.7	193.4	151.8	422.5	251.9	153.7	152.4	130.6	164.7	58.4	58.4	58.4	57.6	230.40	30.29	6978.82
2006/11/20	20:59:00	1158.8	837.2	164.0	233.0	193.2	151.8	423.9	257.4	154.4	152.7	130.6	164.7	58.2	59.6	58.6	58.8	230.40	30.29	6983.42
2006/11/20	21:00:00	1158.5	837.7	164.1	232.8	193.7	151.8	422.6	258.4	154.4	152.9	130.6	164.7	60.1	60.6	59.9	59.2	230.50	30.28	6979.54
2006/11/20	21:01:00	1158.7	835.9	164.2	232.8	193.7	151.9	423.2	261.3	154.3	153.0	130.8	164.7	60.0	59.4	60.1	59.1	230.10	30.25	6962.83
2006/11/20	21:02:00	1158.4	835.8	164.4	232.9	193.2	152.2	422.8	254.7	154.6	153.1	130.8	164.9	60.0	59.9	60.2	59.4	229.60	30.18	6929.33
2006/11/20	21:03:00	1159.3	833.2	164.3	232.4	193.4	151.8	421.2	259.4	154.3	152.9	130.8	165.0	57.6	59.5	58.4	58.1	230.30	30.26	6973.48
2006/11/20	21:04:00	1159.2	833.9	164.4	233.0	193.5	151.9	423.6	261.4	154.4	152.8	130.9	164.9	57.4	59.1	58.4	58.4	229.60	30.23	6949.88
2006/11/20	21:05:00	1158.5	837.2	164.4	232.5	193.7	152.2	422.8	258.8	154.3	152.9	131.0	164.9	59.5	59.4	58.8	58.6	230.20	30.23	6958.95
2006/11/20	21:06:00	1158.5	836.1	164.5	232.6	194.2	152.2	423.5	263.9	154.3	152.9	130.8	164.9	59.6	58.9	59.4	58.4	229.10	30.23	6925.69
2006/11/20	21:07:00	1158.7	835.5	164.6	233.0	194.0	152.7													

Heat Rise Run

Rerun

		TC1	TC2	TC3	TC4	TC5	TC6	TC7	TC8	TC9	TC10	TC11	TC12	TC13	TC14	TC15	TC16	VDC	Amps	Watts
Date	Time																			
2006/11/20	21:11:00	1158.7	836.1	165.2	234.2	195.2	153.2	423.2	261.2	155.5	154.1	131.3	165.3	60.9	61.0	61.0	60.4	230.30	30.27	6971.18
2006/11/20	21:12:00	1159.0	839.1	165.2	234.2	194.0	152.6	423.8	256.4	154.3	153.7	131.5	165.4	58.1	59.2	57.9	57.3	230.30	30.18	6965.54
2006/11/20	21:13:00	1158.8	834.7	164.3	232.7	193.0	152.1	425.2	253.8	154.2	153.0	131.6	165.4	57.4	56.4	57.5	55.5	229.70	30.23	6943.83
2006/11/20	21:14:00	1159.0	837.1	164.9	232.9	193.5	152.3	424.8	255.4	154.3	152.9	131.8	165.2	57.1	55.1	57.1	55.3	229.80	30.23	6946.85
2006/11/20	21:15:00	1159.0	837.9	164.8	232.7	192.9	152.4	425.3	251.3	154.6	152.8	131.3	165.1	56.6	56.8	57.3	55.8	230.20	30.26	6965.85
2006/11/20	21:16:00	1158.4	837.1	164.7	233.4	193.2	152.9	424.5	245.3	154.5	153.2	131.3	165.1	57.5	57.1	57.6	57.1	230.30	30.25	6969.60
2006/11/20	21:17:00	1158.8	833.7	165.2	233.4	193.5	153.0	424.5	257.0	155.3	153.6	131.5	165.3	58.6	58.4	57.6	57.6	230.30	30.27	6971.18
2006/11/20	21:18:00	1158.8	833.7	165.5	234.0	194.2	153.3	425.3	256.5	155.1	153.8	131.6	165.4	59.0	59.2	59.5	58.4	229.90	30.24	6964.27
2006/11/20	21:19:00	1158.8	837.7	165.8	233.0	194.5	153.5	426.0	261.8	155.9	154.3	131.8	165.6	59.0	59.6	59.4	59.7	230.30	30.27	6971.18
2006/11/20	21:20:00	1159.1	837.7	165.9	233.0	194.9	153.7	426.0	256.5	156.3	154.5	132.0	165.8	59.6	60.1	59.7	60.1	230.30	30.28	6975.79
2006/11/20	21:21:00	1159.1	835.8	166.2	234.2	195.0	154.2	425.3	270.9	156.3	154.8	132.0	166.0	60.2	59.7	60.6	59.7	230.30	30.26	6968.88
2006/11/20	21:22:00	1159.5	837.4	166.3	234.2	195.0	154.2	425.3	256.5	156.1	154.8	132.3	166.2	60.2	59.9	61.2	59.6	230.20	30.27	6971.18
2006/11/20	21:23:00	1159.2	836.9	166.4	234.5	195.0	154.2	426.0	268.1	156.3	154.8	132.3	166.2	59.9	59.9	60.6	59.5	229.50	30.23	6937.79
2006/11/20	21:24:00	1160.0	834.2	166.3	234.7	194.7	154.2	425.0	264.7	156.3	154.8	132.3	166.2	60.4	60.0	60.4	59.5	230.40	30.25	6969.60
2006/11/20	21:25:00	1159.1	836.5	166.3	234.1	195.0	154.1	425.9	266.8	156.3	154.9	132.3	166.3	60.6	59.4	60.4	59.7	230.40	30.29	6978.82
2006/11/20	21:26:00	1159.3	837.2	166.4	234.7	195.0	154.4	426.8	270.4	156.5	154.9	132.5	166.3	60.6	59.4	60.4	59.6	230.30	30.26	6971.18
2006/11/20	21:27:00	1159.3	835.6	166.5	234.1	195.0	154.5	425.9	273.2	157.0	155.3	132.5	166.4	60.4	59.8	60.4	60.2	230.60	30.31	6989.49
2006/11/20	21:28:00	1159.7	838.2	166.6	234.1	194.7	154.5	426.3	273.4	157.0	155.3	132.5	166.4	60.1	59.4	60.6	59.8	230.10	30.24	6958.22
2006/11/20	21:29:00	1159.5	833.2	166.6	233.6	195.0	154.4	427.0	277.3	156.5	155.1	132.8	166.5	60.8	59.4	60.0	59.0	230.20	30.26	6968.15
2006/11/20	21:30:00	1159.7	837.7	166.7	234.4	195.2	154.5	427.5	274.7	157.0	155.3	132.7	166.6	59.7	60.4	60.4	59.4	230.20	30.26	6965.85
2006/11/20	21:31:00	1159.8	834.7	166.6	234.7	195.0	154.6	424.8	272.5	156.8	155.3	132.7	166.5	60.2	60.2	60.6	59.6	230.20	30.20	6975.06
2006/11/20	21:32:00	1159.8	836.9	166.9	233.9	195.0	154.3	425.8	279.4	157.1	155.5	132.9	166.7	60.4	59.9	60.4	59.7	230.50	30.29	6981.85
2006/11/20	21:33:00	1159.4	838.7	167.0	234.6	195.4	154.8	426.6	277.4	157.0	155.3	133.0	166.7	60.1	60.1	60.1	59.4	228.80	30.22	6914.34
2006/11/20	21:34:00	1159.0	834.8	167.0	234.4	195.5	154.8	426.3	285.7	157.3	155.5	132.9	166.7	60.1	61.0	60.4	59.4	230.20	30.23	6966.58
2006/11/20	21:35:00	1159.0	836.7	167.0	234.4	195.2	154.8	426.6	280.4	157.0	155.8	133.0	166.8	59.9	59.8	60.2	59.7	230.40	30.27	6977.24
2006/11/20	21:36:00	1158.9	838.0	167.2	234.1	195.2	155.0	427.4	274.9	157.1	155.5	133.2	166.8	60.6	59.7	60.4	59.5	229.30	30.06	6892.76
2006/11/20	21:37:00	1160.4	836.7	167.2	234.2	194.5	155.3	425.9	276.8	157.3	155.8	133.2	166.9	60.4	60.6	60.9	59.6	229.90	30.07	6913.09
2006/11/20	21:38:00	1160.0	837.4	167.2	234.6	195.4	155.1	424.0	291.5	157.5	155.8	133.2	167.0	60.6	60.6	60.6	59.7	230.40	30.25	6972.63
2006/11/20	21:39:00	1159.8	838.4	167.3	235.0	195.4	155.0	428.0	277.3	157.5	155.9	133.3	167.0	60.4	60.6	60.9	59.6	230.30	30.28	6973.48
2006/11/20	21:40:00	1159.9	836.2	167.3	233.2	195.7	155.4	426.0	279.7	157.8	156.0	133.4	167.1	60.6	60.8	60.9	59.7	230.50	30.26	6977.96
2006/11/20	21:41:00	1160.4	836.5	167.6	234.2	195.5	155.4	427.3	278.7	157.8	156.5	133.3	167.2	59.9	60.6	60.8	59.7	230.40	30.25	6969.60
2006/11/20	21:42:00	1159.4	838.5	167.6	234.9	195.4	155.3	427.2	243.0	157.8	156.3	133.5	167.2	59.8	60.0	60.6	59.6	230.30	30.26	6968.88
2006/11/20	21:43:00	1159.8	837.2	167.8	235.2	196.0	155.4	427.5	273.2	158.0	156.5	133.7	167.3	60.0	60.4	61.0	59.7	230.40	30.27	6978.82
2006/11/20	21:44:00	1160.1	838.2	167.8	235.2	195.2	155.8	427.6	271.9	158.0	156.5	133.5	167.3	60.6	60.9	60.6	59.7	229.80	30.07	6910.09
2006/11/20	21:45:00	1160.4	834.7	167.9	234.5	195.2	155.6	426.3	277.0	158.0	156.5	133.7	167.3	61.0	59.8	60.4	59.8	230.50	30.27	6980.26
2006/11/20	21:46:00	1159.9	837.6	168.0	234.0	195.5	155.5	427.2	269.9	158.0	156.1	133.7	167.2	60.8	59.5	60.8	59.5	230.20	30.26	6965.85
2006/11/20	21:47:00	1160.3	837.4	167.9	234.6	195.2	155.8	428.8	278.4	158.0	156.3	133.7	167.2	60.6	60.6	60.6	59.6	230.40	30.28	6976.51
2006/11/20	21:48:00	1160.3	837.4	168.0	234.5	195.5	156.0	427.9	265.9	157.8	156.1	133.7	167.2	60.6	60.2	60.6	59.7	230.20	30.22	6956.64
2006/11/20	21:49:00	1160.4	835.5	168.1	234.5	195.7	155.6	426.3	269.0	157.6	156.1	133.7	167.2	60.6	60.8	61.1	59.8	230.30	30.28	6973.48
2006/11/20	21:50:00	1160.3	834.7	168.1	234.4	196.4	155.9	427.3	266.4	157.8	156.1	133.8	167.3	60.8	60.6	60.8	59.6	229.90	30.20	6942.98
2006/11/20	21:51:00	1160.4	836.7	168.2	234.9	196.5	155.8	429.0	265.3	157.8	156.1	133.9	167.3	60.6	59.8	60.8	59.3	230.40	30.31	6983.42
2006/11/20	21:52:00	1160.5	837.1	168.2	234.4	195.7	155.9	428.3	265.1	157.8	156.3	133.9	167.3	60.6	60.4	60.6	59.3	230.40	30.26	6977.96
2006/11/20	21:53:00	1160.0	837.6	168.4	235.5	195.7	156.1	427.4	268.4	158.0	156.3	133.9	167.5	61.2	59.8	61.0	59.9	230.50	30.28	6979.54
2006/11/20	21:54:00	1159.8	834.5	168.4	234.9	196.4	156.3	428.3	268.7	158.0	156.3	134.1	167.5	61.0	59.5	60.9	59.3	230.40	30.27	6974.21
2006/11/20	21:55:00	1160.1	838.0	168.5	233.4	196.7	156.3	427.2	275.8	158.0	156.3	134.1	167.5	60.4	60.9	60.9	59.7	230.50	30.28	6981.85
2006/11/20	21:56:00	1160.7	831.9	168.5	234.7	196.7	156.5	428.3	270.6	158.3	156.5	134.2	167.6	60.2	60.8	60.9	59.7	230.20	30.28	6970.46
2006/11/20	21:57:00	1160.4	839.7	168.8	235.1	196.5	156.6	428.0	271.0	158.2	156.8	134.3	167.7	60.2	60.4	60.8	59.8	229.90	30.26	6956.77
2006/11/20	21:58:00	1160.2	832.7	168.8	235.4	197.0	156.6	427.2	275.8	158.3	156.8	134.3	167.8	61.0	60.6	60.8	59.6	230.10	30.29	6969.73
2006/11/20	21:59:00	1160.4	836.3	169.0	235.9	196.7	156.8	430.1	265.8	158.5	156.8	134.5	167.9	61.0	60.6	61.1	59.6	230.60	30.32	6991.79
2006/11/20	22:00:00	1161.2	834.8	169.0	235.5	196.2	157.0	428.7	275.7	158.8	157.0	134.6	168.0	60.6	61.0	61.0	59.8	230.50	30.30	6986.46
2006/11/20	22:01:00	1160.3	836.2	169.3	235.5	196.5	157.0	428.7	273.4	159.0	157.1	134.7	168.1	60.6	60.4	60.6	60.1	230.50	30.29	6981.85
2006/11/20	22:02:00	1160.7	841.2	169.3	234.9	197.0	157.3	427.1	266.8	158.8	157.1	134.7	168.2	61.2	60.2	61.0	59.7	230.60	30.31	6991.79
2006/11/20	22:03:00	1160.0	840.5	169.4	235.5	196.2	157.1	431.4	278.9	159.3	157.3	134.8	168.2	61.1	60.9	61.1	59.8	229.80	30.26	6960.64
2006/11/20	22:04:00	1159.8	839.8	169.4	236.0	196.7	157.3	430.4	277.5	159.3	157.5	134.8	168.3	60.8	60.9	60.9	60.4	230.		

Heat Rise Run Rerun

Radioactive Material Transport Packaging System Safety Analysis Report
for Model AOS-025, AOS-050, and AOS-100 Transport Packages, Rev. G, July 27, 2012 (Docket No. 71-9316)

3-559

Date	Time	TC1	TC2	TC3	TC4	TC5	TC6	TC7	TC8	TC9	TC10	TC11	TC12	TC13	TC14	TC15	TC16	VDC	Amps	Watts
2006/11/20	22:09:00	1160.5	836.9	169.9	235.4	197.2	157.8	429.0	282.5	159.5	158.2	135.1	168.5	61.1	60.6	61.5	60.4	230.40	30.30	6986.46
2006/11/20	22:10:00	1160.5	840.1	170.1	236.7	197.2	158.0	429.6	274.9	160.0	158.3	135.1	168.8	60.4	61.4	61.2	60.8	229.70	30.23	6946.85
2006/11/20	22:11:00	1160.7	840.3	170.1	236.5	196.5	157.8	430.1	272.6	159.7	158.3	135.2	168.8	60.4	60.9	61.0	60.2	230.50	30.29	6981.85
2006/11/20	22:12:00	1161.2	840.8	170.1	236.5	196.7	158.0	431.3	278.6	159.8	158.3	135.5	168.8	60.9	61.0	61.2	60.2	230.40	30.17	6954.19
2006/11/20	22:13:00	1160.9	839.2	170.3	236.0	196.9	158.3	431.0	281.8	159.9	158.5	135.4	168.8	61.3	60.9	61.3	60.0	230.40	30.30	6989.49
2006/11/20	22:14:00	1160.7	839.0	170.3	236.0	196.5	158.0	431.5	275.2	160.2	158.5	135.6	168.9	60.9	60.9	61.2	59.9	230.60	30.23	6974.06
2006/11/20	22:15:00	1161.4	836.0	170.4	235.2	197.5	158.0	430.5	271.2	159.8	158.3	135.6	168.9	61.2	60.4	60.8	59.7	230.10	30.18	6944.42
2006/11/20	22:16:00	1161.2	839.1	170.4	236.5	196.7	158.2	431.5	284.3	160.2	158.5	135.7	169.0	60.6	60.9	60.9	59.8	230.10	30.24	6958.22
2006/11/20	22:17:00	1161.2	840.0	170.5	237.2	196.7	158.3	431.0	273.7	160.5	158.8	135.7	169.0	60.8	61.3	60.9	60.8	230.40	30.26	6971.90
2006/11/20	22:18:00	1161.2	841.9	170.5	236.2	197.4	158.2	431.0	280.7	160.4	158.8	135.7	169.0	61.6	61.2	61.4	60.1	230.10	30.15	6955.61
2006/11/20	22:19:00	1160.8	839.6	170.4	235.7	197.2	158.2	431.3	268.9	160.3	158.7	135.9	169.0	60.6	61.2	61.0	60.1	230.00	30.26	6959.80
2006/11/20	22:20:00	1160.7	840.1	170.5	237.2	196.7	158.3	430.0	282.9	160.7	158.7	135.7	169.0	60.9	60.9	61.0	60.1	230.60	30.30	6987.18
2006/11/20	22:21:00	1161.3	840.4	170.8	236.2	196.7	158.2	431.5	279.7	160.5	158.8	135.7	169.0	60.0	60.1	60.9	60.2	230.60	30.32	6991.79
2006/11/20	22:22:00	1161.3	842.5	170.8	236.3	196.9	158.3	430.2	282.7	160.5	159.0	136.0	169.0	60.2	60.1	60.6	59.8	230.60	30.31	6989.49
2006/11/20	22:23:00	1161.0	842.2	170.9	236.3	197.4	158.3	430.3	282.6	160.5	158.8	136.0	169.3	61.0	60.6	61.0	60.2	230.60	30.31	6989.49
2006/11/20	22:24:00	1161.4	840.5	171.0	235.7	197.2	158.8	431.8	270.7	160.8	158.8	136.0	169.1	60.9	60.9	60.9	60.4	230.00	30.23	6957.50
2006/11/20	22:25:00	1161.4	840.0	171.1	236.2	197.5	158.8	432.3	277.7	160.8	159.0	136.1	169.3	60.6	60.8	60.4	60.2	230.60	30.31	6989.49
2006/11/20	22:26:00	1161.0	840.1	171.3	236.7	196.5	158.8	431.4	286.7	160.8	159.0	136.3	169.3	60.9	60.6	60.2	59.7	230.30	30.24	6973.34
2006/11/20	22:27:00	1161.4	839.8	171.3	236.7	197.2	158.7	431.5	285.6	160.5	159.0	136.3	169.4	60.9	59.8	60.2	59.3	230.60	30.31	6989.49
2006/11/20	22:28:00	1160.8	841.2	171.3	236.5	197.9	158.7	431.5	285.2	160.7	159.0	136.4	169.4	60.8	60.0	60.9	59.4	230.10	30.25	6967.43
2006/11/20	22:29:00	1161.0	842.0	171.5	236.7	197.7	158.8	432.5	290.2	160.9	159.2	136.5	169.5	60.9	59.8	60.9	59.8	230.10	30.28	6967.43
2006/11/20	22:30:00	1161.1	840.1	171.5	236.7	196.7	159.0	430.2	281.4	160.7	159.0	136.3	169.6	60.9	60.4	60.9	59.9	230.50	30.31	6986.46
2006/11/20	22:31:00	1160.8	840.1	171.5	236.8	196.2	159.3	431.8	263.7	160.8	159.3	136.4	169.6	60.9	61.5	61.1	59.8	230.50	30.29	6981.85
2006/11/20	22:32:00	1160.5	840.1	171.6	237.0	197.7	159.5	432.0	295.4	160.9	159.5	136.5	169.8	60.9	61.1	61.3	59.9	230.20	30.29	6972.76
2006/11/20	22:33:00	1160.7	841.6	171.8	236.2	197.7	159.3	429.3	270.5	161.0	159.5	136.6	169.8	61.0	60.4	61.2	60.4	230.40	30.29	6978.82
2006/11/20	22:34:00	1161.3	841.2	171.8	235.9	197.7	159.7	432.8	276.6	161.2	159.7	136.8	169.8	61.0	60.6	61.1	59.9	230.30	30.28	6973.48
2006/11/20	22:35:00	1161.3	841.4	171.8	237.4	197.2	159.8	430.9	292.6	161.3	159.8	136.8	170.0	61.2	60.9	61.2	59.8	230.60	30.29	6984.87
2006/11/20	22:36:00	1161.3	839.9	172.0	236.2	197.4	159.9	432.0	293.6	161.7	159.9	136.9	170.0	60.9	60.1	61.1	60.0	230.60	30.31	6991.79
2006/11/20	22:37:00	1161.0	837.9	172.1	236.2	198.2	159.8	431.7	281.2	161.4	159.8	136.9	170.1	61.4	60.0	61.4	59.8	229.80	30.29	6978.82
2006/11/20	22:38:00	1161.7	833.7	172.3	237.2	198.5	160.0	431.1	290.2	161.6	159.8	137.0	170.1	61.3	60.6	61.5	59.8	229.80	30.22	6944.56
2006/11/20	22:39:00	1161.8	842.9	172.3	237.2	198.7	159.5	432.0	275.3	161.5	160.0	137.1	170.1	61.1	60.6	61.0	59.7	230.30	30.24	6964.27
2006/11/20	22:40:00	1161.4	841.6	172.5	237.0	198.4	160.3	432.3	288.6	162.0	160.0	137.1	170.1	60.6	60.8	61.1	60.0	230.50	30.21	6969.45
2006/11/20	22:41:00	1161.7	841.4	172.5	237.4	197.7	160.0	434.3	287.0	161.8	160.0	137.1	170.3	61.1	60.8	61.3	59.8	230.60	30.30	6987.18
2006/11/20	22:42:00	1161.4	837.9	172.6	236.9	197.9	160.2	431.7	279.7	161.9	160.0	137.1	170.3	60.8	60.8	61.1	59.9	230.60	30.31	6989.49
2006/11/20	22:43:00	1161.7	841.1	172.1	237.3	197.0	158.5	432.0	282.9	160.9	159.5	137.3	170.4	57.6	57.9	57.4	56.6	230.60	30.30	6989.49
2006/11/20	22:44:00	1162.8	836.7	172.3	236.7	197.2	158.5	431.7	282.4	161.0	159.5	137.3	170.3	58.0	57.1	57.1	56.4	229.10	30.11	6898.20
2006/11/20	22:45:00	1161.7	840.1	172.3	236.3	196.5	159.7	433.0	288.7	161.7	159.7	137.1	170.1	57.6	57.1	57.8	56.9	230.60	30.28	6985.60
2006/11/20	22:46:00	1161.4	840.8	172.3	237.2	197.2	159.7	432.8	285.4	161.2	160.0	137.0	170.0	57.6	58.1	58.4	57.1	230.60	30.29	6987.90
2006/11/20	22:47:00	1161.5	842.0	172.5	236.9	197.0	159.8	432.3	280.2	161.6	160.0	137.1	170.1	58.8	58.6	59.1	57.6	230.40	30.31	6983.42
2006/11/20	22:48:00	1161.7	840.7	172.6	237.6	197.9	159.8	433.1	287.7	161.8	160.2	137.1	170.3	59.0	59.4	59.2	58.6	229.30	30.17	6917.98
2006/11/20	22:49:00	1161.5	842.2	172.6	236.7	197.9	159.9	434.1	292.3	161.9	160.3	137.3	170.3	59.3	58.9	59.8	58.6	230.20	30.27	6968.15
2006/11/20	22:50:00	1161.7	840.9	172.8	237.3	198.5	160.5	433.3	280.4	162.0	160.3	137.4	170.4	60.4	59.6	60.4	58.6	230.20	30.15	6952.59
2006/11/20	22:51:00	1161.9	840.3	173.0	237.0	198.2	160.5	432.8	288.3	162.1	160.3	137.5	170.4	60.4	59.8	60.6	59.0	230.60	30.18	6959.51
2006/11/20	22:52:00	1161.9	838.8	173.0	237.2	197.7	160.4	434.1	276.7	162.6	160.5	137.5	170.5	60.9	60.2	60.4	59.1	230.60	30.26	6980.98
2006/11/20	22:53:00	1162.2	843.4	173.3	237.2	197.7	160.7	434.6	291.2	162.9	161.0	137.5	170.8	60.6	61.4	60.6	60.4	230.40	30.29	6978.82
2006/11/20	22:54:00	1162.2	839.3	173.3	237.6	198.5	160.8	432.6	294.4	162.8	161.0	137.8	170.8	60.9	60.9	60.8	60.4	230.20	30.27	6968.15
2006/11/20	22:55:00	1162.4	839.5	173.5	236.7	198.5	161.0	433.7	293.3	162.5	161.0	137.8	170.8	60.8	60.1	61.1	59.5	230.30	30.28	6973.48
2006/11/20	22:56:00	1162.4	845.1	173.5	237.6	197.4	161.0	435.8	302.0	162.8	161.0	137.8	170.9	60.9	60.6	61.0	59.7	230.60	30.31	6989.49
2006/11/20	22:57:00	1162.0	844.5	173.6	238.0	198.2	160.9	434.5	289.2	162.9	161.0	137.9	171.0	61.1	60.8	61.1	59.6	230.60	30.31	6989.49
2006/11/20	22:58:00	1162.1	841.4	173.8	238.3	198.5	161.2	434.2	287.5	163.2	161.4	138.0	171.1	60.9	60.2	61.0	60.2	230.60	30.31	6989.49
2006/11/20	22:59:00	1162.2	840.9	173.8	237.3	198.2	161.5	434.8	271.6	163.1	161.6	138.1	171.1	60.6	60.4	60.9	59.7	230.40	30.30	6984.15
2006/11/20	23:00:00	1161.9	840.9	173.8	237.2	198.2	161.3	433.9	290.4	163.3	161.5	138.3	171.3	60.9	60.6	61.0	59.9	230.00	30.29	6978.82
2006/11/20	23:01:00	1162.0	842.4	173.8	237.0	198.5	161.4	435.3	286.0	163.3	161.4	138.3	171.3	61.2	60.4	60.9	60.1	230.60	30.31	6991.79
2006/11/20	23:02:00	1162.2	841.7	174.0	237.4	198.7	161.5	432.9	277.8	163.4	161.6	138.3	171.3	61.2	60.1	60.8	59.7	230.		

Heat Rise Run

Rerun

		TC1	TC2	TC3	TC4	TC5	TC6	TC7	TC8	TC9	TC10	TC11	TC12	TC13	TC14	TC15	TC16	VDC	Amps	Watts
Date	Time																			
2006/11/20	23:07:00	1162.0	843.9	174.6	238.5	200.0	162.4	436.0	283.5	164.8	163.0	138.8	171.8	59.6	60.6	60.1	60.2	230.60	30.31	6992.52
2006/11/20	23:08:00	1162.2	842.4	174.8	238.3	200.0	162.4	436.6	290.7	164.8	163.1	138.8	171.8	60.6	60.6	60.8	60.0	230.70	30.30	6990.21
2006/11/20	23:09:00	1162.8	846.5	174.8	238.8	199.0	162.5	435.7	291.7	164.6	163.1	139.0	171.8	60.6	60.1	61.2	59.9	230.60	30.32	6994.10
2006/11/20	23:10:00	1162.8	840.3	175.0	237.7	199.0	162.6	437.1	292.8	165.0	163.0	139.0	172.0	61.1	61.4	61.2	60.0	230.70	30.31	6994.82
2006/11/20	23:11:00	1162.2	839.8	175.0	238.9	198.8	162.6	435.8	293.6	164.6	163.2	139.2	172.0	61.0	60.8	61.2	59.9	230.70	30.32	6994.82
2006/11/20	23:12:00	1162.7	840.7	175.0	238.7	198.5	162.6	436.4	289.4	164.7	163.0	139.0	172.0	61.3	61.4	61.4	60.0	230.60	30.32	6994.10
2006/11/20	23:13:00	1162.9	841.7	175.2	238.4	199.7	163.0	435.8	293.5	165.2	163.3	139.0	172.0	61.3	61.0	61.4	61.0	230.70	30.32	6994.82
2006/11/20	23:14:00	1162.9	844.4	175.3	238.5	200.2	162.9	436.3	290.1	165.1	163.4	139.2	172.0	61.4	60.8	61.3	60.4	230.60	30.32	6991.79
2006/11/20	23:15:00	1162.7	843.2	175.2	238.3	200.0	163.0	435.5	277.5	165.2	163.6	139.3	172.1	61.3	61.4	61.3	60.4	230.60	30.32	6994.10
2006/11/20	23:16:00	1162.2	841.2	175.2	238.7	199.2	163.0	436.1	289.9	165.2	163.4	139.3	172.1	61.2	60.8	61.3	60.6	230.70	30.32	6994.82
2006/11/20	23:17:00	1162.7	841.7	175.2	238.8	198.8	162.9	436.8	292.9	165.1	163.5	139.3	172.1	60.6	61.2	60.6	60.4	230.70	30.30	6990.21
2006/11/20	23:18:00	1162.9	844.0	175.3	238.8	199.0	162.8	436.9	283.8	165.1	163.6	139.3	172.3	60.6	61.2	60.4	60.0	230.70	30.31	6992.52
2006/11/20	23:19:00	1162.9	842.8	175.3	238.0	198.7	162.9	436.4	285.9	165.1	163.7	139.3	172.3	60.9	60.9	61.0	60.6	230.50	30.30	6986.46
2006/11/20	23:20:00	1163.0	842.2	175.5	239.0	198.7	163.2	435.8	290.4	165.4	163.7	139.5	172.3	60.4	61.4	61.0	60.8	230.70	30.31	6992.52
2006/11/20	23:21:00	1162.9	840.4	175.5	238.7	199.8	162.9	437.5	283.1	165.5	163.7	139.5	172.3	60.8	61.3	61.3	60.2	230.60	30.32	6991.79
2006/11/20	23:22:00	1162.9	840.4	175.7	238.3	199.8	163.3	436.0	283.4	165.6	163.8	139.7	172.5	60.9	60.8	61.0	60.8	230.60	30.31	6989.49
2006/11/20	23:23:00	1162.9	842.8	175.8	238.7	199.3	163.6	436.0	277.3	165.5	163.8	139.7	172.5	60.9	59.8	61.2	60.4	230.60	30.31	6991.79
2006/11/20	23:24:00	1163.2	841.4	175.8	239.7	199.3	163.4	435.7	266.1	165.1	163.8	139.8	172.5	61.2	59.9	61.6	60.0	230.60	30.31	6991.79
2006/11/20	23:25:00	1162.9	843.9	175.8	239.2	199.8	163.6	436.5	258.8	165.1	163.8	139.8	172.5	61.2	61.2	61.2	60.1	230.60	30.31	6991.79
2006/11/20	23:26:00	1162.8	844.4	176.0	239.3	200.3	163.6	436.9	267.9	166.0	164.1	139.8	172.6	61.0	61.3	61.1	60.8	230.20	30.27	6968.15
2006/11/20	23:27:00	1163.0	843.3	176.2	239.3	199.8	163.8	436.6	290.9	165.8	164.3	140.0	172.8	60.8	60.8	61.4	60.0	230.60	30.31	6991.79
2006/11/20	23:28:00	1163.2	841.7	176.2	239.1	199.5	164.0	436.8	278.2	166.0	164.2	140.0	172.8	61.0	61.2	61.3	60.1	230.60	30.31	6989.49
2006/11/20	23:29:00	1162.9	845.9	176.3	239.2	200.0	164.2	437.1	276.0	166.3	164.5	139.8	173.0	61.4	60.4	61.3	60.9	230.50	30.25	6972.63
2006/11/20	23:30:00	1162.5	844.4	176.5	239.7	200.0	164.3	437.8	289.9	166.2	164.7	140.3	173.0	61.0	60.2	61.4	60.9	230.60	30.32	6991.79
2006/11/20	23:31:00	1162.9	843.8	176.5	238.6	200.5	164.4	436.8	285.7	166.4	164.8	140.4	173.1	60.9	60.6	61.3	60.6	230.50	30.29	6981.85
2006/11/20	23:32:00	1163.4	843.6	176.7	239.7	200.2	164.3	437.9	285.4	166.7	164.9	140.5	173.1	60.6	60.4	61.7	60.4	230.60	30.31	6991.79
2006/11/20	23:33:00	1163.1	845.7	176.7	239.8	200.8	164.3	437.9	284.1	166.6	164.8	140.5	173.3	61.1	60.4	61.6	60.2	230.40	30.30	6981.12
2006/11/20	23:34:00	1163.4	844.9	176.8	240.0	200.5	164.5	436.8	274.9	166.6	164.9	140.7	173.3	61.4	60.8	61.1	60.0	230.50	30.29	6981.85
2006/11/20	23:35:00	1163.2	841.9	176.8	239.1	200.5	164.6	437.8	289.7	166.9	165.1	140.5	173.3	61.2	61.5	61.5	60.6	230.70	30.31	6992.52
2006/11/20	23:36:00	1163.2	842.7	176.8	239.8	199.7	164.7	437.6	286.9	166.6	165.1	140.5	173.3	61.0	60.4	61.2	60.0	230.70	30.32	6994.82
2006/11/20	23:37:00	1163.2	843.0	177.0	240.0	199.7	164.7	437.2	297.9	167.1	165.4	140.7	173.3	60.6	61.3	61.5	60.6	230.60	30.31	6989.49
2006/11/20	23:38:00	1163.2	844.9	177.0	240.0	200.7	164.7	438.8	289.7	166.8	165.5	140.8	173.5	60.6	60.4	61.6	60.4	230.60	30.31	6991.79
2006/11/20	23:39:00	1163.1	842.9	177.0	239.8	200.7	164.8	437.5	290.4	166.8	165.4	140.9	173.5	61.0	61.0	61.9	60.4	230.60	30.32	6991.79
2006/11/20	23:40:00	1163.1	843.0	177.3	239.8	200.2	165.0	438.8	299.9	167.3	165.4	140.9	173.5	60.9	61.7	61.9	60.9	230.60	30.32	6991.79
2006/11/20	23:41:00	1163.5	847.2	177.3	240.8	200.0	165.0	439.2	301.7	167.2	165.5	140.9	173.6	60.4	61.5	61.5	60.8	230.60	30.31	6991.79
2006/11/20	23:42:00	1163.4	843.1	177.3	239.1	200.2	164.9	437.6	288.6	167.1	165.5	140.9	173.8	60.6	61.6	61.2	60.4	230.60	30.30	6987.18
2006/11/20	23:43:00	1163.2	844.8	177.5	239.8	200.2	164.9	439.2	295.2	167.5	165.7	140.9	173.8	61.0	61.4	61.3	60.9	230.60	30.30	6989.49
2006/11/20	23:44:00	1163.5	845.1	177.7	239.9	200.5	165.0	438.7	294.4	167.6	165.9	141.0	173.8	61.0	61.3	61.3	60.6	230.60	30.32	6991.79
2006/11/20	23:45:00	1163.2	843.5	177.5	240.4	200.5	165.2	438.5	286.5	167.6	166.0	141.2	173.8	61.0	60.8	61.6	61.0	230.50	30.31	6986.46
2006/11/20	23:46:00	1164.1	843.7	177.5	240.4	200.5	165.3	438.4	283.7	167.6	166.1	141.3	173.8	61.0	60.6	61.5	60.4	230.60	30.32	6991.79
2006/11/20	23:47:00	1163.9	844.6	177.8	240.4	200.7	165.4	438.4	300.2	167.7	166.1	141.4	174.0	60.4	60.4	61.3	60.6	230.60	30.32	6991.79
2006/11/20	23:48:00	1163.7	845.9	178.0	239.9	201.0	165.5	440.0	311.3	167.6	166.1	141.3	174.0	61.1	60.2	61.4	60.0	230.60	30.30	6987.18
2006/11/20	23:49:00	1163.7	844.4	178.0	240.4	200.7	165.8	441.3	296.5	167.7	166.2	141.5	174.0	61.5	60.6	61.6	60.2	230.60	30.30	6987.18
2006/11/20	23:50:00	1163.7	844.3	178.0	240.6	200.2	166.0	440.7	308.9	167.7	166.4	141.6	174.0	61.4	61.2	61.6	60.6	230.50	30.24	6979.39
2006/11/20	23:51:00	1163.7	843.0	178.3	239.1	200.2	165.9	439.8	304.1	167.7	166.3	141.6	174.1	60.9	60.8	60.9	60.0	230.10	30.28	6967.43
2006/11/20	23:52:00	1164.2	845.9	178.3	240.4	200.5	165.9	440.9	300.6	168.2	166.5	141.5	174.1	61.0	61.8	60.9	61.2	229.50	30.29	6951.56
2006/11/20	23:53:00	1163.9	845.6	178.3	240.9	200.5	165.9	441.3	309.9	168.3	166.7	141.7	174.1	61.1	61.4	61.0	60.6	230.60	30.31	6989.49
2006/11/20	23:54:00	1163.5	845.9	178.3	239.9	201.2	166.1	439.5	321.1	168.1	166.6	141.7	174.1	61.1	61.1	61.7	59.9	230.10	30.30	6976.63
2006/11/20	23:55:00	1163.9	845.7	178.5	240.1	201.2	166.2	440.6	315.3	168.2	166.5	141.8	174.3	61.3	60.6	61.5	59.8	230.20	30.30	6975.06
2006/11/20	23:56:00	1164.7	844.5	178.5	240.7	201.0	166.3	439.3	310.6	168.5	166.9	141.8	174.3	61.0	61.1	61.7	60.6	230.10	30.26	6965.85
2006/11/20	23:57:00	1163.8	846.0	178.5	240.0	200.5	164.4	439.0	309.6	167.8	166.8	141.9	174.3	59.0	59.1	59.8	59.0	230.30	30.27	6971.18
2006/11/20	23:58:00	1163.4	844.8	177.0	239.7	199.5	164.7	441.0	304.7	166.7	165.4	142.1	174.3	58.1	55.3	56.8	55.3	230.10	30.24	6958.22
2006/11/20	23:59:00	1163.2	842.4	177.0	239.6	199.3	164.0	438.8	309.6	166.2	164.9	142.1	173.8	54.4	52.7	54.4	52.9	230.50	30.27	6980.26
2006/11/21	00:00:00	1163.4	843.7	177.8	239.1	199.3	164.1	437.9	312.6	166.8	164.9	141.5	173.5	54.5	53.3	54.5	53.1	230.		

Heat Rise Run Rerun

Radioactive Material Transport Packaging System Safety Analysis Report
for Model AOS-025, AOS-050, and AOS-100 Transport Packages, Rev. G, July 27, 2012 (Pocket No. 71-9316)

Date	Time	TC1	TC2	TC3	TC4	TC5	TC6	TC7	TC8	TC9	TC10	TC11	TC12	TC13	TC14	TC15	TC16	VDC	Amps	Watts
2006/11/21	00:05:00	1164.5	843.9	178.7	240.4	201.2	166.4	440.3	315.6	168.2	166.7	141.9	174.3	59.4	60.1	60.0	58.6	230.60	30.31	6991.79
2006/11/21	00:06:00	1164.0	847.5	179.0	241.3	199.7	166.3	441.4	298.4	168.3	166.9	142.1	174.5	59.4	60.6	60.0	58.6	230.60	30.30	6987.18
2006/11/21	00:07:00	1164.1	844.9	179.4	240.8	200.8	166.7	440.6	303.6	169.3	167.4	142.2	174.6	59.9	60.9	60.4	60.0	230.60	30.31	6989.49
2006/11/21	00:08:00	1164.4	843.9	179.5	240.8	201.3	167.0	441.4	305.7	169.1	167.5	142.4	174.8	59.6	60.1	60.4	59.8	229.10	30.24	6949.15
2006/11/21	00:09:00	1164.7	843.7	179.5	241.2	201.2	167.0	441.4	310.7	169.4	167.6	142.5	175.0	60.2	60.6	60.6	59.8	230.50	30.28	6979.54
2006/11/21	00:10:00	1164.9	845.9	179.7	240.8	200.8	167.1	441.7	312.4	169.5	167.7	142.5	175.0	61.0	60.9	60.6	60.4	229.20	30.09	6899.64
2006/11/21	00:11:00	1164.8	844.2	179.9	240.8	201.5	167.5	440.4	310.6	169.4	167.8	142.7	175.0	61.0	60.8	60.9	60.2	229.30	30.09	6899.64
2006/11/21	00:12:00	1164.4	844.6	180.0	240.9	200.7	167.5	442.3	308.6	169.6	167.9	142.7	175.2	60.9	61.6	61.9	60.8	230.50	30.27	6988.76
2006/11/21	00:13:00	1164.2	848.6	180.0	241.9	201.7	167.8	441.0	307.5	170.0	168.3	142.8	175.3	61.5	61.9	61.4	61.3	230.30	30.29	6978.82
2006/11/21	00:14:00	1164.0	844.6	180.2	241.4	202.5	167.8	439.5	304.0	170.0	168.3	142.9	175.3	61.3	61.8	61.5	61.3	230.60	30.29	6989.49
2006/11/21	00:15:00	1164.4	846.5	180.2	241.7	201.7	167.8	443.0	313.6	169.9	168.4	142.9	175.3	60.9	62.0	61.7	60.9	230.40	30.29	6978.82
2006/11/21	00:16:00	1164.2	845.4	180.2	241.2	201.3	167.8	442.6	309.4	169.9	168.4	142.9	175.5	61.4	61.5	61.4	61.1	230.60	30.30	6989.49
2006/11/21	00:17:00	1164.5	844.5	180.4	240.8	202.3	167.6	442.0	315.5	170.5	168.6	142.9	175.5	61.3	61.9	61.4	61.0	229.60	30.09	6914.68
2006/11/21	00:18:00	1164.8	847.3	180.4	241.1	202.3	167.9	441.2	322.9	170.5	168.9	143.1	175.5	60.8	61.3	61.2	61.2	230.10	30.23	6955.92
2006/11/21	00:19:00	1164.5	846.9	180.5	241.2	202.8	168.1	443.3	305.5	170.8	168.9	143.1	175.5	61.2	61.5	61.6	61.1	230.40	30.27	6974.21
2006/11/21	00:20:00	1164.2	845.4	180.5	241.2	202.2	168.4	441.7	311.7	170.5	168.9	143.2	175.7	60.6	62.0	61.6	60.6	228.50	30.08	6873.28
2006/11/21	00:21:00	1164.7	845.9	180.7	242.4	201.7	168.2	443.0	299.4	170.8	169.1	143.3	175.7	60.8	61.9	61.5	60.6	229.90	30.21	6945.28
2006/11/21	00:22:00	1164.7	845.7	180.7	241.7	202.5	168.2	442.5	321.4	171.1	169.1	143.3	175.8	61.5	61.9	61.9	60.9	230.60	30.30	6987.18
2006/11/21	00:23:00	1165.0	845.2	180.9	240.4	203.0	168.8	441.7	321.5	171.0	169.4	143.4	175.8	61.4	61.3	62.2	61.4	227.00	29.79	6762.33
2006/11/21	00:24:00	1164.7	842.8	181.0	241.4	201.8	168.8	443.0	318.1	170.8	169.3	143.5	175.8	61.2	61.7	62.0	60.8	230.40	30.11	6952.40
2006/11/21	00:25:00	1164.7	844.6	181.0	242.5	202.7	168.8	442.2	317.0	171.3	169.5	143.6	176.0	61.5	62.0	61.9	61.1	230.40	30.20	6958.08
2006/11/21	00:26:00	1165.2	846.3	181.0	241.9	202.7	168.8	444.4	322.6	171.5	169.6	143.7	176.0	61.3	61.7	61.9	61.5	229.80	30.20	6951.45
2006/11/21	00:27:00	1165.1	847.9	181.2	241.9	202.5	168.9	443.1	322.9	171.1	169.6	143.7	176.0	61.1	60.9	61.9	60.4	229.40	30.17	6921.00
2006/11/21	00:28:00	1165.1	846.4	181.2	242.9	201.8	168.8	443.9	314.1	170.8	169.6	143.8	176.0	61.3	60.4	61.3	59.9	230.20	30.26	6965.85
2006/11/21	00:29:00	1164.9	846.0	181.4	241.9	201.7	168.8	442.8	318.3	170.8	169.5	143.8	176.2	61.5	61.1	61.3	60.1	230.20	30.20	6952.04
2006/11/21	00:30:00	1165.1	847.5	181.0	242.1	201.7	168.8	442.3	321.5	171.0	169.6	144.0	176.3	61.2	60.6	61.3	60.6	230.20	30.28	6975.06
2006/11/21	00:31:00	1165.0	847.7	181.5	242.5	202.3	168.8	443.3	319.4	171.8	170.0	143.9	176.3	60.8	61.7	61.5	61.1	230.40	30.26	6974.93
2006/11/21	00:32:00	1165.6	845.7	181.7	243.0	202.5	169.0	443.6	317.1	172.0	170.0	144.0	176.3	61.0	61.4	61.5	60.6	230.40	30.29	6978.82
2006/11/21	00:33:00	1165.5	848.1	181.7	241.7	202.7	169.0	443.9	319.4	171.8	170.3	144.1	176.3	60.9	61.7	61.4	60.8	230.50	30.29	6986.46
2006/11/21	00:34:00	1165.1	844.0	181.7	242.9	203.7	169.3	443.5	326.3	171.8	170.3	144.2	176.5	61.7	61.8	61.7	61.7	230.40	30.02	6934.62
2006/11/21	00:35:00	1164.9	843.7	181.9	242.2	203.0	169.5	443.3	326.7	171.8	170.3	144.2	176.5	61.3	61.8	61.7	61.7	230.50	30.02	6934.62
2006/11/21	00:36:00	1165.2	843.4	181.5	242.7	202.7	169.3	444.3	313.4	172.0	170.3	144.3	176.5	61.3	61.7	61.4	61.6	230.00	30.19	6943.70
2006/11/21	00:37:00	1165.0	846.7	182.0	242.7	202.5	169.6	444.5	310.2	172.1	170.3	144.4	176.7	61.7	61.6	61.5	61.4	229.80	30.22	6944.56
2006/11/21	00:38:00	1164.7	846.7	182.0	241.9	202.8	169.3	443.3	325.9	171.5	170.3	144.4	176.7	61.5	61.8	61.4	61.3	230.60	30.29	6984.87
2006/11/21	00:39:00	1165.4	846.5	181.7	241.4	202.3	169.3	443.8	312.2	171.6	170.3	144.5	176.8	61.2	61.9	61.5	60.9	230.00	30.25	6957.50
2006/11/21	00:40:00	1165.7	844.9	182.0	241.7	202.5	169.4	442.3	320.3	171.6	170.3	144.6	176.7	61.6	61.7	61.5	60.9	229.90	30.26	6956.77
2006/11/21	00:41:00	1165.1	844.0	182.0	241.7	203.5	169.4	443.9	312.1	171.6	170.1	144.8	176.8	61.7	61.2	62.0	60.9	230.00	30.27	6962.10
2006/11/21	00:42:00	1165.4	846.2	182.2	241.9	203.0	169.4	443.9	314.4	172.0	170.1	144.8	176.8	61.6	61.3	62.0	60.8	230.30	30.30	6987.30
2006/11/21	00:43:00	1164.8	847.8	182.2	241.4	202.8	169.3	444.4	305.4	171.5	170.0	144.7	176.7	61.3	61.3	61.8	60.6	230.40	30.24	6973.34
2006/11/21	00:44:00	1164.7	848.7	182.0	242.5	203.0	169.3	443.3	311.5	171.6	170.0	144.7	176.5	61.6	60.6	61.4	60.4	229.90	30.24	6952.18
2006/11/21	00:45:00	1164.8	846.3	182.0	242.1	202.7	169.3	443.0	320.8	171.5	169.8	144.7	176.5	61.6	60.4	61.4	60.1	230.40	30.29	6981.12
2006/11/21	00:46:00	1164.5	844.6	182.0	242.4	203.0	169.4	442.6	305.9	171.3	169.8	144.8	176.7	61.5	60.6	61.5	60.0	230.60	30.30	6990.21
2006/11/21	00:47:00	1165.4	842.2	182.2	242.4	203.5	169.6	444.0	314.9	171.8	170.1	144.7	176.7	61.3	61.4	61.6	60.8	230.20	30.20	6955.06
2006/11/21	00:48:00	1165.5	847.5	182.2	242.7	202.7	169.4	443.0	321.2	172.0	170.3	144.7	176.8	61.6	61.5	60.9	60.4	230.40	30.29	6978.82
2006/11/21	00:49:00	1165.7	847.0	182.4	242.2	202.2	170.0	444.6	305.6	172.0	170.4	144.8	176.8	60.9	61.6	61.5	61.1	230.30	30.27	6975.79
2006/11/21	00:50:00	1165.8	844.1	182.5	241.9	202.3	169.8	443.7	315.6	172.6	170.8	145.0	176.8	60.8	61.4	60.8	61.1	230.10	30.21	6972.03
2006/11/21	00:51:00	1165.4	844.9	182.7	242.7	203.0	170.1	443.0	315.6	172.5	170.9	145.1	177.0	61.7	60.8	61.1	61.0	229.90	30.23	6949.88
2006/11/21	00:52:00	1164.7	849.4	182.9	242.7	203.5	169.8	444.9	316.7	172.3	170.8	145.3	177.2	61.4	60.6	61.6	59.9	230.60	30.30	6989.49
2006/11/21	00:53:00	1165.7	845.4	182.9	242.7	203.1	170.0	443.9	320.8	172.6	170.9	145.3	177.2	61.3	61.1	61.6	60.4	230.20	30.30	6975.06
2006/11/21	00:54:00	1165.9	847.5	182.7	242.7	203.0	170.0	444.9	308.9	172.3	170.9	145.3	177.3	61.4	61.7	61.1	60.8	230.60	30.31	6991.79
2006/11/21	00:55:00	1166.2	847.6	182.7	241.9	203.1	169.9	444.7	316.9	172.5	170.9	145.3	177.3	61.6	61.4	61.5	61.1	230.60	30.30	6987.18
2006/11/21	00:56:00	1166.2	846.0	183.0	241.7	202.8	170.3	445.1	315.8	172.5	170.9	145.3	177.2	61.9	61.1	61.5	60.6	230.60	30.31	6991.79
2006/11/21	00:57:00	1166.4	849.6	182.9	242.2	202.2	170.3	444.0	312.2	172.5	171.0	145.4	177.3	61.3	61.7	60.9	60.4	230.60	30.31	6989.49
2006/11/21	00:58:00	1165.7	847.4	183.0	242.2	202.5	170.1	444.3	312.0	172.8	171.3	145.4	177.3	61.2	61.6	61.5	61.1	230.60	30.28	6988.62
2006/11																				

Heat Rise Run

Rerun

		TC1	TC2	TC3	TC4	TC5	TC6	TC7	TC8	TC9	TC10	TC11	TC12	TC13	TC14	TC15	TC16	VDC	Amps	Watts
Date	Time																			
2006/11/21	01:03:00	1166.4	843.6	183.2	241.9	202.7	170.3	445.0	313.0	172.8	171.1	145.5	177.5	61.1	61.6	61.1	60.6	228.40	30.01	6854.28
2006/11/21	01:04:00	1166.0	849.9	183.4	242.5	203.5	170.6	445.7	309.1	173.0	171.3	145.8	177.5	61.0	61.1	60.9	61.2	228.90	30.09	6887.60
2006/11/21	01:05:00	1165.9	848.7	183.4	242.2	204.2	170.5	444.5	320.9	173.1	171.3	145.8	177.7	61.3	61.5	61.4	60.9	230.30	30.29	6975.79
2006/11/21	01:06:00	1165.7	848.8	183.5	241.9	203.2	170.8	445.5	320.8	172.6	171.3	145.8	177.8	61.5	61.3	61.4	60.9	228.70	30.05	6872.44
2006/11/21	01:07:00	1165.4	845.7	183.4	242.2	203.2	170.5	444.6	308.8	172.8	170.9	145.8	177.7	61.2	60.6	61.3	60.2	229.90	30.26	6956.77
2006/11/21	01:08:00	1166.2	846.2	183.5	242.7	203.0	170.8	443.7	314.4	172.5	171.0	146.0	177.8	61.7	61.0	61.0	60.4	230.60	30.31	6991.79
2006/11/21	01:09:00	1166.0	846.7	183.5	242.2	203.1	170.6	445.1	309.4	172.6	171.0	146.0	177.8	61.0	60.6	61.4	60.6	227.80	29.98	6829.44
2006/11/21	01:10:00	1166.0	847.1	183.5	243.0	203.0	170.4	444.2	303.9	172.8	171.0	146.0	177.8	61.2	60.6	60.9	59.8	230.30	30.29	6981.85
2006/11/21	01:11:00	1166.0	848.1	183.7	242.9	202.7	170.5	446.2	302.3	173.3	171.3	146.0	177.8	61.2	60.4	61.1	60.0	230.20	30.28	6981.12
2006/11/21	01:12:00	1166.2	849.1	183.4	242.4	201.5	170.3	445.8	308.9	171.8	170.5	145.9	177.8	57.4	57.0	58.0	56.4	230.60	30.31	6989.49
2006/11/21	01:13:00	1165.9	849.2	183.5	242.4	203.0	170.3	444.5	298.9	172.0	170.6	146.1	177.7	58.0	57.5	57.8	56.2	230.50	30.29	6981.85
2006/11/21	01:14:00	1166.5	848.0	183.5	241.9	202.5	170.3	443.8	298.6	172.5	170.8	145.9	177.7	58.6	58.1	57.7	58.0	229.90	30.20	6942.98
2006/11/21	01:15:00	1166.7	845.2	183.5	241.6	201.5	170.3	445.5	316.7	172.8	171.1	145.8	177.5	58.8	59.6	59.0	59.0	229.40	30.08	6900.35
2006/11/21	01:16:00	1166.0	848.2	183.7	241.7	202.7	170.8	445.5	303.6	172.8	171.3	146.1	177.7	59.7	59.4	59.8	58.8	230.50	30.30	6984.15
2006/11/21	01:17:00	1165.7	846.9	183.7	242.7	202.7	171.1	446.2	267.8	173.1	171.5	146.3	177.8	59.7	60.6	60.4	59.0	230.10	30.26	6962.83
2006/11/21	01:18:00	1166.4	847.9	184.2	242.4	203.6	171.1	447.8	278.5	173.5	171.8	146.3	178.0	60.2	60.8	60.1	60.6	230.60	30.29	6984.87
2006/11/21	01:19:00	1166.4	847.2	184.2	241.9	203.3	171.3	445.7	281.5	173.5	172.0	146.5	178.2	60.8	60.8	60.4	60.2	230.60	30.30	6987.18
2006/11/21	01:20:00	1166.1	848.1	184.5	242.4	204.3	171.6	445.3	299.4	173.6	172.1	146.8	178.3	61.3	60.9	61.4	60.2	230.60	30.31	6989.49
2006/11/21	01:21:00	1165.7	850.7	184.5	242.7	203.7	171.8	447.1	284.4	173.6	172.1	147.0	178.5	61.3	60.4	61.1	59.9	230.60	30.31	6991.79
2006/11/21	01:22:00	1166.2	850.2	184.7	243.7	204.1	171.8	446.6	309.4	173.8	172.3	147.0	178.5	61.5	60.1	61.2	60.0	230.40	30.24	6973.34
2006/11/21	01:23:00	1166.0	848.8	184.9	243.2	203.8	172.1	446.3	307.0	174.0	172.1	147.0	178.5	61.1	60.4	61.3	59.9	230.60	30.30	6990.21
2006/11/21	01:24:00	1166.2	847.8	184.7	243.2	203.0	171.8	446.5	288.4	174.0	172.1	147.0	178.5	61.2	59.4	60.6	59.7	230.00	30.24	6955.20
2006/11/21	01:25:00	1165.9	848.9	183.9	243.4	202.7	170.4	447.8	303.0	172.3	171.3	147.0	178.5	57.8	57.9	57.1	56.2	230.30	30.30	6980.39
2006/11/21	01:26:00	1166.2	847.1	183.5	242.2	201.5	169.8	445.5	296.8	172.0	170.6	147.0	178.3	54.9	55.4	55.8	54.8	230.30	30.30	6980.39
2006/11/21	01:27:00	1166.2	846.5	184.2	241.6	201.7	170.4	444.2	304.6	172.0	170.8	146.8	177.8	56.4	54.4	56.1	53.8	230.00	30.26	6959.80
2006/11/21	01:28:00	1165.4	846.5	184.2	242.4	201.7	170.6	445.4	322.7	172.5	171.0	146.3	177.8	57.3	56.8	57.3	55.6	230.40	30.26	6974.93
2006/11/21	01:29:00	1165.5	848.7	184.2	241.9	203.0	171.0	446.3	309.6	172.8	171.3	146.5	177.8	57.3	56.6	58.2	56.4	230.30	30.18	6962.53
2006/11/21	01:30:00	1165.4	850.2	184.5	242.9	204.0	171.1	447.3	311.9	173.6	171.8	146.5	178.0	58.8	58.9	58.9	58.2	230.60	30.29	6984.87
2006/11/21	01:31:00	1166.2	847.5	184.9	243.0	203.2	171.6	447.3	291.7	173.5	172.0	146.8	178.3	59.4	58.4	59.4	58.4	230.40	30.28	6976.51
2006/11/21	01:32:00	1166.0	852.2	185.0	242.9	204.0	172.0	447.1	303.4	174.0	172.3	147.1	178.5	59.7	59.4	60.4	58.8	230.50	30.29	6984.87
2006/11/21	01:33:00	1166.0	849.2	185.2	243.0	203.0	172.0	446.2	327.9	174.0	172.5	147.1	178.7	59.6	59.4	60.6	59.5	230.50	30.29	6981.85
2006/11/21	01:34:00	1166.1	848.7	185.4	243.2	202.7	172.1	446.3	314.9	174.5	172.6	147.0	178.7	61.0	61.0	60.1	60.2	230.40	30.29	6978.82
2006/11/21	01:35:00	1166.4	847.9	185.4	244.0	203.8	172.1	446.6	317.5	174.5	172.8	147.1	178.8	60.6	60.4	60.6	59.5	230.60	30.28	6984.87
2006/11/21	01:36:00	1166.9	849.4	185.5	244.0	204.0	172.1	448.1	305.7	174.3	172.8	147.3	179.0	60.9	61.2	60.4	59.5	230.00	30.23	6952.90
2006/11/21	01:37:00	1166.4	850.5	185.5	243.5	203.6	172.5	447.3	292.3	174.6	173.0	147.3	179.0	60.9	60.4	60.4	61.0	230.50	30.28	6984.15
2006/11/21	01:38:00	1166.7	850.7	185.5	243.0	204.0	172.6	449.3	306.3	174.6	173.0	147.3	179.0	60.2	60.2	61.1	59.9	230.00	30.23	6958.95
2006/11/21	01:39:00	1166.8	846.3	185.7	243.8	204.0	172.6	447.9	303.0	174.5	173.0	147.5	179.0	60.9	60.8	60.9	59.8	230.40	30.29	6983.42
2006/11/21	01:40:00	1166.7	851.2	185.9	243.7	204.6	172.5	448.1	301.7	174.5	173.0	147.8	179.0	61.2	60.4	60.6	59.5	230.50	30.28	6979.54
2006/11/21	01:41:00	1166.7	850.0	186.0	243.5	205.0	172.8	447.3	286.9	175.2	173.3	147.8	179.2	61.0	60.2	61.0	59.6	229.80	30.19	6946.85
2006/11/21	01:42:00	1166.8	849.9	186.0	243.7	204.6	173.0	448.9	319.2	175.2	173.5	147.8	179.2	60.8	60.9	61.0	59.8	230.30	30.23	6961.97
2006/11/21	01:43:00	1166.5	851.3	186.2	244.2	205.5	173.1	448.0	307.1	175.5	173.8	147.8	179.4	60.6	61.6	61.3	60.4	230.60	30.30	6987.18
2006/11/21	01:44:00	1167.0	849.4	186.4	244.0	205.2	173.5	448.6	319.1	175.7	174.0	148.0	179.5	61.5	61.0	61.2	60.4	230.60	30.29	6984.87
2006/11/21	01:45:00	1167.0	851.2	186.5	244.5	205.3	173.8	449.8	302.3	176.0	174.3	148.0	179.5	61.7	61.7	61.1	61.2	230.50	30.30	6986.46
2006/11/21	01:46:00	1167.1	847.0	186.7	245.0	205.1	173.8	448.7	305.6	175.8	174.5	148.0	179.7	61.7	61.6	60.8	60.9	230.30	30.29	6975.79
2006/11/21	01:47:00	1166.7	847.0	186.9	244.2	204.6	174.1	448.4	292.2	176.0	174.5	148.2	179.9	61.4	61.5	61.2	61.0	230.50	30.28	6979.54
2006/11/21	01:48:00	1167.4	851.7	186.9	245.0	205.0	174.1	449.8	310.5	176.3	174.5	148.3	179.9	62.4	61.7	61.4	61.1	230.20	30.27	6968.15
2006/11/21	01:49:00	1167.2	851.8	187.0	243.7	205.3	174.3	450.1	316.4	176.2	174.8	148.3	180.0	61.6	61.7	61.8	60.9	229.80	30.23	6946.85
2006/11/21	01:50:00	1167.9	847.5	187.0	243.9	205.2	174.3	450.3	295.1	176.5	174.8	148.3	180.0	61.6	62.2	61.6	61.6	229.80	30.18	6935.36
2006/11/21	01:51:00	1166.9	850.2	186.9	244.7	205.0	174.1	450.1	299.0	176.3	174.6	148.3	180.0	60.8	61.7	61.3	61.3	230.00	30.26	6959.80
2006/11/21	01:52:00	1167.2	849.7	186.9	244.3	205.0	174.3	450.1	312.6	176.2	174.5	148.3	180.0	61.2	61.3	61.3	60.4	230.20	30.29	6972.76
2006/11/21	01:53:00	1167.5	849.9	186.9	244.2	204.8	174.1	448.9	306.9	176.3	174.5	148.3	179.9	61.2	61.0	61.1	61.1	230.40	30.29	6978.82
2006/11/21	01:54:00	1167.2	850.9	187.0	244.2	204.8	174.0	450.0	301.7	175.8	174.3	148.5	179.9	61.3	60.4	61.7	60.2	230.10	30.27	6965.13
2006/11/21	01:55:00	1167.1	851.5	186.9	244.0	204.2	174.0	449.8	295.4	175.5	174.3	148.5	180.0	61.1	60.0	61.4	59.7	229.70	30.21	6939.24
2006/11/21	01:56:00	1166.9	852.8	187.0	244.4	204.1	174.0	449.0	305.9	175.8	174.3	148.5	180.0	61.2	61.2	61.2	59.7	229.40	30.25	

Heat Rise Run

Rerun

Radioactive Material Transport Packaging System Safety Analysis Report
for Model AOS-025, AOS-050, and AOS-100 Transport Packages, Rev. G, July 27, 2012 (Docket No. 71-9316)

3-533

Date	Time	TC1	TC2	TC3	TC4	TC5	TC6	TC7	TC8	TC9	TC10	TC11	TC12	TC13	TC14	TC15	TC16	VDC	Amps	Watts
2006/11/21	02:01:00	1167.0	850.7	187.2	243.4	205.0	174.0	450.1	309.1	175.7	174.1	148.8	180.0	60.8	60.0	60.8	59.4	230.60	30.31	6989.49
2006/11/21	02:02:00	1167.2	848.3	187.2	244.6	205.1	173.5	449.8	308.4	175.7	174.0	148.9	180.0	61.0	60.2	60.9	59.4	230.60	30.31	6991.79
2006/11/21	02:03:00	1167.2	851.8	187.2	244.0	204.6	174.0	449.5	296.4	175.7	174.0	148.8	180.2	60.6	60.6	60.8	59.3	230.60	30.31	6991.79
2006/11/21	02:04:00	1167.1	848.4	187.4	243.9	204.5	174.1	449.8	317.3	175.8	174.0	149.0	180.2	61.2	60.0	60.9	59.5	230.60	30.15	6967.67
2006/11/21	02:05:00	1167.2	850.4	187.5	244.5	205.2	174.3	449.5	295.9	176.2	174.3	148.9	180.4	61.4	60.6	61.3	60.4	230.60	30.31	6992.52
2006/11/21	02:06:00	1166.9	849.1	187.7	244.4	205.3	174.3	449.0	300.7	176.2	174.3	149.0	180.4	61.3	60.8	61.2	59.7	230.60	30.31	6991.79
2006/11/21	02:07:00	1166.9	850.0	187.7	244.3	205.3	174.1	448.6	298.6	176.2	174.1	149.0	180.4	61.0	60.8	61.2	59.7	230.60	30.31	6989.49
2006/11/21	02:08:00	1167.0	851.1	187.7	244.6	204.7	174.3	450.6	299.0	176.2	174.3	149.0	180.5	61.1	60.4	61.2	59.9	230.60	30.30	6987.18
2006/11/21	02:09:00	1167.0	851.9	187.7	243.8	204.8	174.3	450.4	292.7	176.0	174.5	149.2	180.5	60.8	60.1	60.8	59.4	230.70	30.31	6992.52
2006/11/21	02:10:00	1167.1	849.2	187.9	244.6	204.5	174.6	448.3	311.4	176.2	174.3	149.2	180.7	61.0	60.9	61.3	60.1	230.50	30.27	6977.24
2006/11/21	02:11:00	1167.2	849.2	188.0	244.9	205.3	174.3	450.8	296.5	176.5	174.3	149.4	180.7	61.3	60.6	61.2	59.7	230.60	30.31	6991.79
2006/11/21	02:12:00	1167.2	849.4	188.0	244.5	205.5	174.5	450.3	303.6	176.5	174.5	149.4	180.7	61.3	60.4	61.3	60.1	230.60	30.31	6991.79
2006/11/21	02:13:00	1167.4	852.1	188.2	244.2	205.3	174.5	448.2	293.1	176.0	174.5	149.5	180.7	61.4	60.0	61.2	59.6	230.60	30.32	6994.10
2006/11/21	02:14:00	1167.5	849.4	188.2	243.8	205.2	174.6	449.8	290.9	176.3	174.5	149.5	180.7	61.4	60.9	60.9	60.0	230.60	30.29	6987.18
2006/11/21	02:15:00	1167.5	851.3	188.2	245.0	205.2	174.6	450.3	296.7	176.3	174.5	149.3	180.9	61.3	59.6	61.1	60.0	230.40	30.29	6978.82
2006/11/21	02:16:00	1167.4	849.4	188.2	245.1	204.5	175.0	449.8	308.6	176.2	174.5	149.5	180.9	60.9	59.6	61.0	59.5	230.30	30.27	6971.18
2006/11/21	02:17:00	1168.2	851.0	188.4	244.5	205.5	174.8	450.3	299.0	176.5	174.6	149.5	181.0	61.0	59.4	60.9	59.7	230.60	30.31	6992.52
2006/11/21	02:18:00	1166.6	846.9	188.5	245.1	205.8	175.0	450.6	253.2	176.5	174.6	149.5	181.0	61.4	59.8	61.2	60.2	230.60	30.30	6987.18
2006/11/21	02:19:00	1166.4	850.0	188.7	244.9	206.0	175.3	451.0	253.2	176.7	174.8	149.5	181.0	61.2	61.0	61.3	59.9	230.50	30.30	6984.15
2006/11/21	02:20:00	1168.2	850.2	188.7	244.5	205.3	175.2	450.5	302.1	177.0	175.0	149.7	181.0	61.5	59.6	61.0	60.1	230.20	30.27	6968.15
2006/11/21	02:21:00	1167.5	852.5	188.7	245.3	205.2	175.3	451.0	295.6	176.8	175.0	149.8	181.0	61.5	59.5	60.9	60.0	230.00	30.21	6948.30
2006/11/21	02:22:00	1167.5	847.5	188.9	244.6	205.5	175.5	452.8	290.7	176.8	175.0	149.7	181.0	61.5	59.6	61.2	59.8	230.40	30.30	6981.12
2006/11/21	02:23:00	1167.2	853.6	189.0	244.9	205.6	175.2	451.1	296.0	176.8	175.2	149.9	181.2	61.3	60.9	61.3	59.7	230.50	30.29	6981.85
2006/11/21	02:24:00	1167.7	853.2	189.0	244.8	206.0	175.5	451.5	285.7	177.0	175.2	149.9	181.2	61.6	60.6	61.2	59.9	230.60	30.30	6987.18
2006/11/21	02:25:00	1167.2	852.9	189.0	246.3	205.8	175.7	451.9	316.9	177.2	175.3	149.9	181.2	61.4	60.6	61.5	60.1	229.50	30.18	6926.31
2006/11/21	02:26:00	1167.2	849.4	189.0	244.9	205.3	175.7	450.4	304.3	177.0	175.5	150.1	181.4	61.6	59.8	61.1	59.3	230.50	30.29	6987.18
2006/11/21	02:27:00	1168.0	851.2	189.2	244.9	205.5	175.7	449.8	312.4	177.0	175.5	150.2	181.5	61.1	60.1	61.1	59.7	230.50	30.29	6981.85
2006/11/21	02:28:00	1168.1	851.0	189.2	245.1	205.5	175.5	450.9	294.0	177.3	175.5	150.2	181.4	61.2	60.2	61.0	60.2	230.60	30.30	6989.49
2006/11/21	02:29:00	1167.7	852.5	189.2	245.2	205.1	175.8	452.0	288.0	177.3	175.5	150.2	181.5	61.8	59.8	61.0	60.0	230.60	30.30	6989.49
2006/11/21	02:30:00	1167.6	852.0	189.5	244.8	205.7	175.8	453.3	282.9	177.3	175.5	150.2	181.5	61.2	60.4	61.3	59.5	229.50	30.18	6926.31
2006/11/21	02:31:00	1168.0	852.4	189.5	246.2	206.0	176.0	451.4	275.7	177.5	175.5	150.3	181.5	61.2	60.8	60.6	59.7	230.50	30.30	6984.15
2006/11/21	02:32:00	1168.0	851.4	189.5	245.3	205.6	176.0	451.8	298.3	177.5	175.8	150.2	181.7	61.1	59.8	61.2	59.8	230.30	30.28	6973.48
2006/11/21	02:33:00	1167.7	851.8	189.7	245.1	206.0	176.0	452.2	296.9	177.5	175.8	150.5	181.7	61.1	60.2	60.6	59.2	230.10	30.23	6960.53
2006/11/21	02:34:00	1167.9	851.3	189.7	246.0	205.2	176.2	450.9	299.1	177.8	176.0	150.4	181.7	60.6	60.9	60.4	59.5	230.40	30.29	6978.82
2006/11/21	02:35:00	1167.9	853.2	189.7	245.4	205.2	176.3	451.7	299.8	178.0	176.0	150.5	181.9	61.6	60.4	60.2	60.1	229.10	30.14	6905.07
2006/11/21	02:36:00	1168.1	854.2	189.9	245.2	205.8	176.5	452.5	297.3	177.5	175.8	150.7	181.9	61.5	59.3	61.2	59.5	230.40	30.23	6964.99
2006/11/21	02:37:00	1168.4	850.0	190.0	245.6	205.2	176.3	452.8	295.4	177.3	176.0	150.6	181.9	61.0	60.0	61.1	59.3	230.50	30.29	6981.85
2006/11/21	02:38:00	1168.4	849.7	190.0	245.7	205.8	176.0	451.9	296.7	177.5	175.8	150.7	182.0	61.1	60.4	61.1	59.4	229.90	30.27	6959.07
2006/11/21	02:39:00	1168.4	851.7	190.2	245.3	206.2	176.3	452.7	305.9	178.0	176.0	150.8	182.0	61.3	59.8	61.2	59.6	228.80	30.12	6891.46
2006/11/21	02:40:00	1168.5	854.0	190.2	246.4	206.3	176.7	452.5	301.4	178.3	176.5	150.8	182.0	61.7	59.8	61.1	60.2	230.30	30.27	6971.18
2006/11/21	02:41:00	1167.8	853.2	190.2	246.3	206.2	176.7	452.9	295.4	178.3	176.5	150.9	182.2	61.3	59.8	61.2	59.9	228.80	30.11	6889.17
2006/11/21	02:42:00	1168.5	851.2	190.4	245.3	206.0	176.3	452.7	292.2	178.0	176.3	150.8	182.0	61.3	59.9	60.9	59.9	230.00	30.21	6948.30
2006/11/21	02:43:00	1168.8	853.2	190.4	245.1	206.2	176.8	451.1	324.0	178.3	176.5	150.9	182.0	61.5	59.7	60.9	59.6	230.60	30.31	6989.49
2006/11/21	02:44:00	1168.9	849.7	190.5	245.3	206.4	177.0	451.2	321.8	178.3	176.3	151.0	182.2	61.0	59.6	61.3	59.2	230.60	30.31	6989.49
2006/11/21	02:45:00	1168.9	854.4	190.5	246.3	206.0	176.8	453.2	313.0	177.8	176.5	151.1	182.2	61.2	60.4	61.2	59.1	230.60	30.31	6991.79
2006/11/21	02:46:00	1168.4	853.1	190.5	245.8	206.0	176.8	453.0	310.2	178.2	176.5	151.1	182.2	61.1	60.4	60.6	59.2	230.60	30.31	6991.79
2006/11/21	02:47:00	1168.4	854.8	190.7	246.2	206.4	177.0	454.1	281.9	178.8	176.8	151.0	182.2	61.9	60.9	60.6	60.4	230.60	30.31	6991.79
2006/11/21	02:48:00	1169.4	854.3	190.7	246.2	206.5	177.2	454.0	308.9	178.5	176.8	151.0	182.4	61.6	59.9	60.8	60.1	230.70	30.31	6992.52
2006/11/21	02:49:00	1169.2	846.7	190.9	246.1	207.1	177.2	453.8	337.4	178.3	176.8	151.2	182.4	61.7	59.7	61.2	59.7	230.60	30.31	6989.49
2006/11/21	02:50:00	1168.6	851.2	191.0	246.4	206.8	177.0	453.3	345.6	178.7	176.8	151.4	182.5	61.7	60.9	61.1	60.0	230.60	30.31	6991.79
2006/11/21	02:51:00	1168.9	851.3	191.0	246.4	206.5	177.5	454.0	345.3	178.5	177.0	151.4	182.5	61.3	60.2	61.0	60.2	230.70	30.30	6990.21
2006/11/21	02:52:00	1168.9	855.7	191.0	246.3	206.6	177.3	454.5	298.4	178.3	176.8	151.5	182.7	61.4	59.2	61.4	60.0	230.40	30.29	6978.82
2006/11/21	02:53:00	1168.2	851.7	191.2	246.8	206.4	177.0	453.0	337.6	178.7	177.0	151.5	182.7	61.2	59.2	61.4	59.5	230.70	30.31	6992.52
2006/11/21	02:54:00	1167.7	857.1	191.2	247.2	206.4	177.3	453.8	329.4	178.5	177.0	151.6	182.7	60.8						

Heat Rise Run

Rerun

		TC1	TC2	TC3	TC4	TC5	TC6	TC7	TC8	TC9	TC10	TC11	TC12	TC13	TC14	TC15	TC16	VDC	Amps	Watts	
3-594	Date	Time																			
for Model AOS-025, AOS-050, and AOS-100 Transport Packages, Rev. G, July 27, 2012 (Docket No. 71-9316)	2006/11/21	02:59:00	1168.2	853.1	191.5	246.8	206.2	178.0	454.7	300.9	179.5	177.7	151.8	183.0	61.4	61.2	61.4	60.2	230.70	30.31	6992.52
	2006/11/21	03:00:00	1168.4	853.6	191.7	246.7	207.3	178.0	454.0	326.6	179.7	177.8	151.9	183.0	61.0	60.6	61.5	60.6	230.60	30.31	6989.49
	2006/11/21	03:01:00	1168.2	855.5	191.7	246.4	207.5	178.0	453.2	332.1	179.5	177.8	151.9	183.0	60.9	59.7	60.8	60.2	230.60	30.31	6989.49
	2006/11/21	03:02:00	1167.7	853.1	191.7	246.8	207.8	178.2	455.1	320.0	179.7	177.8	151.9	183.0	61.3	59.6	61.4	59.6	230.60	30.31	6989.49
	2006/11/21	03:03:00	1168.9	856.9	191.7	246.8	207.4	178.2	455.2	301.8	179.5	177.8	152.1	183.0	61.3	60.6	61.0	59.7	230.60	30.31	6989.49
	2006/11/21	03:04:00	1168.4	855.3	191.9	247.0	207.6	178.2	454.4	315.5	179.5	178.0	152.1	183.2	61.3	60.6	61.3	59.9	230.60	30.31	6991.79
	2006/11/21	03:05:00	1168.4	854.5	192.0	246.2	207.2	178.3	455.2	320.9	179.7	177.8	152.2	183.2	61.4	60.6	61.4	59.8	230.70	30.31	6992.52
	2006/11/21	03:06:00	1168.6	855.7	192.0	246.4	207.6	178.3	454.8	310.0	179.9	178.0	152.2	183.2	61.2	61.1	61.2	59.5	230.60	30.31	6991.79
	2006/11/21	03:07:00	1168.7	852.9	192.0	246.6	207.0	178.5	455.9	311.3	179.7	178.0	152.2	183.2	61.6	60.4	61.4	60.1	230.60	30.29	6987.90
	2006/11/21	03:08:00	1168.2	852.9	192.0	246.5	207.4	178.3	455.1	319.6	180.0	178.3	152.3	183.4	61.6	60.4	61.3	60.1	230.20	30.25	6963.55
	2006/11/21	03:09:00	1168.1	856.3	192.2	245.9	206.6	178.3	455.9	326.4	179.7	178.2	152.3	183.4	61.0	59.7	61.0	59.6	230.60	30.30	6987.18
	2006/11/21	03:10:00	1168.4	854.3	192.2	247.3	207.2	178.3	455.5	333.0	179.7	177.8	152.3	183.5	60.9	60.2	61.1	59.6	230.60	30.31	6991.79
	2006/11/21	03:11:00	1169.4	852.9	192.4	246.4	206.3	178.3	454.3	299.1	179.7	178.0	152.3	183.5	60.6	59.5	61.7	59.5	230.40	30.30	6981.12
	2006/11/21	03:12:00	1169.1	857.2	192.5	245.7	207.0	178.5	454.0	321.9	179.9	178.2	152.5	183.5	61.1	60.2	61.4	59.3	230.60	30.30	6987.18
	2006/11/21	03:13:00	1169.1	853.2	192.4	246.4	206.9	178.7	456.5	314.6	179.7	178.0	152.6	183.5	61.0	60.4	61.4	59.0	230.10	30.26	6962.83
	2006/11/21	03:14:00	1168.4	853.4	192.5	247.2	206.8	178.8	455.2	312.6	179.7	178.3	152.6	183.5	61.1	60.4	61.3	59.2	228.10	29.87	6849.84
	2006/11/21	03:15:00	1168.7	848.3	192.7	245.3	207.2	178.7	453.2	318.3	180.2	178.3	152.5	183.5	61.2	60.2	61.5	59.6	230.30	30.30	6978.09
	2006/11/21	03:16:00	1169.4	852.9	192.7	246.1	207.0	179.0	454.3	312.1	180.0	178.3	152.7	183.7	61.2	60.6	61.4	59.3	228.30	29.88	6867.26
	2006/11/21	03:17:00	1169.2	856.3	192.7	246.9	207.0	179.0	455.0	315.7	180.2	178.5	152.8	183.7	61.6	60.4	61.0	59.3	230.50	30.30	6986.46
	2006/11/21	03:18:00	1169.1	855.7	192.7	247.1	207.7	179.0	455.4	317.3	180.7	178.7	152.7	183.7	61.2	60.4	60.8	59.8	230.00	30.19	6943.70
	2006/11/21	03:19:00	1169.2	852.0	192.9	247.0	206.6	179.0	455.5	322.6	180.9	179.0	152.7	183.7	60.9	60.9	61.5	60.6	229.70	30.25	6948.43
	2006/11/21	03:20:00	1168.5	856.1	192.9	247.5	207.3	179.0	457.0	313.4	180.9	179.0	152.8	183.9	60.1	60.2	60.8	60.6	230.60	30.29	6984.87
	2006/11/21	03:21:00	1168.9	855.6	193.0	247.8	207.8	179.2	454.4	323.7	180.9	179.0	152.9	183.9	61.4	60.6	61.0	60.6	230.40	30.24	6967.30
	2006/11/21	03:22:00	1168.6	854.4	192.9	246.6	207.4	179.2	457.0	318.1	181.0	179.2	153.0	184.0	61.0	60.4	60.9	60.4	229.90	30.20	6942.98
	2006/11/21	03:23:00	1169.1	856.1	193.0	247.9	207.7	179.5	456.4	317.9	180.9	179.4	153.0	184.0	61.2	59.7	61.4	59.9	230.20	30.27	6968.15
	2006/11/21	03:24:00	1168.7	854.2	193.2	247.1	207.0	179.4	456.3	326.4	181.0	179.2	153.1	184.0	60.9	60.6	61.2	59.9	230.20	30.10	6938.05
	2006/11/21	03:25:00	1169.6	849.2	193.2	246.6	207.4	179.4	456.0	331.2	181.2	179.2	153.1	184.2	61.4	60.1	61.2	60.0	230.50	30.26	6974.93
	2006/11/21	03:26:00	1169.5	854.0	193.4	247.6	207.7	179.4	457.1	321.5	181.4	179.5	153.1	184.2	60.9	60.4	61.1	60.2	229.00	30.25	6957.02
	2006/11/21	03:27:00	1169.9	853.9	193.4	247.4	207.7	179.7	456.4	335.9	181.4	179.5	153.2	184.2	61.0	60.4	61.2	59.9	228.60	30.10	6880.86
	2006/11/21	03:28:00	1169.6	857.2	193.5	247.4	207.7	179.7	457.5	322.6	180.7	179.4	153.3	184.2	61.1	59.4	61.4	59.4	230.60	30.31	6989.49
	2006/11/21	03:29:00	1168.5	856.8	193.5	247.1	207.4	179.5	457.0	333.9	181.0	179.4	153.3	184.2	61.2	61.1	61.2	59.3	230.00	30.27	6969.00
	2006/11/21	03:30:00	1169.2	854.0	193.7	247.9	207.9	179.5	455.6	349.5	181.0	179.5	153.3	184.4	61.0	60.6	61.3	60.1	228.50	30.05	6866.43
	2006/11/21	03:31:00	1169.2	857.2	193.7	247.7	207.3	179.2	457.1	336.8	181.4	179.4	153.4	184.4	60.9	59.7	61.6	59.7	229.20	30.06	6924.02
	2006/11/21	03:32:00	1169.2	854.7	193.7	247.9	207.3	179.4	457.5	337.2	181.4	179.5	153.4	184.5	60.4	59.8	61.3	60.0	229.90	30.24	6952.18
	2006/11/21	03:33:00	1169.1	855.3	193.9	248.1	207.4	179.7	456.0	330.6	181.7	179.9	153.6	184.5	60.9	59.8	61.1	59.9	230.50	30.23	6971.04
	2006/11/21	03:34:00	1169.4	856.8	194.0	247.3	207.6	180.0	457.5	345.9	181.4	179.7	153.5	184.5	61.0	59.5	61.2	59.4	230.50	30.30	6984.15
	2006/11/21	03:35:00	1169.2	853.4	194.0	246.9	207.6	180.0	457.3	327.5	181.4	179.7	153.6	184.5	61.3	60.4	61.4	59.6	230.50	30.26	6980.98
	2006/11/21	03:36:00	1169.2	857.5	194.0	247.9	208.5	180.0	457.5	339.9	181.5	179.7	153.7	184.5	61.2	60.9	61.3	59.4	230.50	30.29	6981.85
	2006/11/21	03:37:00	1169.1	853.4	194.2	247.6	207.3	180.5	454.5	331.1	181.7	180.0	153.6	184.7	60.4	61.0	61.0	59.4	230.30	30.25	6975.79
	2006/11/21	03:38:00	1168.4	857.4	194.2	248.4	207.5	180.0	458.8	328.4	181.7	180.4	153.6	184.7	61.0	60.6	60.9	60.9	230.10	30.25	6960.53
	2006/11/21	03:39:00	1168.1	857.2	194.2	248.2	207.7	180.2	457.9	340.7	181.7	180.2	153.7	184.7	61.4	60.4	61.2	60.4	230.10	30.23	6961.97
	2006/11/21	03:40:00	1169.4	853.2	194.4	247.5	207.8	180.4	457.0	348.6	181.7	180.0	153.9	184.7	61.5	59.1	61.4	59.5	230.30	30.27	6977.24
	2006/11/21	03:41:00	1168.9	850.7	194.4	248.7	207.8	180.2	456.0	348.6	181.5	180.0	153.9	184.7	61.0	59.8	61.3	59.1	230.40	30.23	6974.06
	2006/11/21	03:42:00	1169.4	857.7	194.5	248.1	207.8	180.4	456.8	341.2	181.7	180.2	154.0	184.7	61.1	60.6	61.3	59.2	230.30	30.25	6975.79
	2006/11/21	03:43:00	1169.2	855.2	194.5	246.8	208.0	180.5	458.7	349.1	182.2	180.2	153.9	184.9	60.6	61.4	60.6	59.3	230.60	30.31	6989.49
	2006/11/21	03:44:00	1169.5	854.7	194.5	248.1	208.6	180.7	457.0	321.3	181.7	180.5	154.0	184.9	61.0	61.0	61.3	60.4	230.40	30.31	6985.73
	2006/11/21	03:45:00	1170.2	857.4	194.7	247.9	208.0	180.5	456.2	338.3	181.7	180.4	154.1	185.0	60.9	60.0	61.2	59.0	230.20	30.27	6968.15
	2006/11/21	03:46:00	1170.1	855.6	194.7	247.7	208.4	180.4	456.8	342.6	181.7	180.4	154.2	185.0	60.6	59.5	61.0	59.0	230.60	30.27	6980.26
	2006/11/21	03:47:00	1169.9	855.9	194.7	247.6	208.4	180.7	457.5	336.3	181.7	180.4	154.2	185.0	61.4	59.3	61.0	59.3	230.50	30.30	6984.15
	2006/11/21	03:48:00	1169.8	853.7	195.0	248.4	208.3	180.7	456.5	342.1	182.2	180.5	154.3	185.0	61.2	59.6	60.9	59.3	230.20	30.21	6960.38
	2006/11/21	03:49:00	1169.7	855.2	194.9	248.3	208.8	181.0	457.1	323.9	182.5	180.7	154.3	185.2	61.0	60.6	60.9	59.4	230.50	30.30	6984.15
	2006/11/21	03:50:00	1169.8	856.6	195.0	248.6	208.3	181.0	458.6	328.0	182.4	181.0	154.4	185.2	60.8	60.4	61.1	60.8	229.80	30.15	6944.56
	2006/11/21	03:51:00	1169.1	853.7	195.0	247.7	208.5	181.2	457.6	33											

Heat Rise Run

Rerun

Date	Time	TC1	TC2	TC3	TC4	TC5	TC6	TC7	TC8	TC9	TC10	TC11	TC12	TC13	TC14	TC15	TC16	VDC	Amps	Watts
2006/11/21	03:57:00	1170.2	857.2	195.5	248.6	208.6	181.2	460.3	321.2	182.5	181.0	154.8	185.5	61.0	59.6	61.5	59.5	230.00	30.23	6952.90
2006/11/21	03:58:00	1169.8	858.5	195.5	249.2	208.6	181.2	459.4	327.4	182.7	181.0	154.9	185.7	61.0	59.4	61.1	59.5	230.40	30.23	6977.08
2006/11/21	03:59:00	1169.7	850.7	195.5	249.1	208.5	181.5	458.7	318.6	183.0	181.2	154.8	185.7	61.6	60.0	61.6	59.6	230.40	30.23	6964.99
2006/11/21	04:00:00	1170.4	855.0	195.7	248.3	209.1	181.7	459.3	323.7	182.7	181.0	154.9	185.7	61.2	59.7	61.5	59.2	230.10	30.25	6960.53
2006/11/21	04:01:00	1169.9	852.6	195.7	248.2	208.6	181.7	458.1	334.9	182.5	181.2	154.9	185.7	61.1	59.7	61.1	58.9	230.10	30.23	6955.92
2006/11/21	04:02:00	1169.9	857.1	195.7	249.4	208.8	181.7	460.3	319.7	183.4	181.2	154.9	185.9	61.1	59.9	61.1	59.6	229.70	30.27	6953.02
2006/11/21	04:03:00	1169.8	855.3	195.9	249.1	209.1	181.5	458.8	332.8	183.5	181.4	155.0	185.9	60.9	59.1	61.1	59.7	230.60	30.30	6987.18
2006/11/21	04:04:00	1170.5	857.4	195.9	248.6	209.1	182.0	460.0	311.5	183.4	181.5	155.1	185.9	61.1	59.2	61.6	58.9	230.60	30.30	6987.18
2006/11/21	04:05:00	1170.2	857.4	196.0	248.7	208.4	181.5	459.2	324.2	183.2	181.4	155.3	186.0	60.9	59.6	61.3	59.0	230.60	30.31	6991.79
2006/11/21	04:06:00	1170.4	856.3	196.0	249.2	208.2	181.9	457.8	327.7	183.2	181.5	155.3	186.0	61.2	61.7	60.8	59.3	230.60	30.30	6987.18
2006/11/21	04:07:00	1170.6	852.7	196.0	249.2	208.5	182.0	458.0	311.7	183.7	181.9	155.0	186.0	61.4	61.1	61.1	60.0	230.40	30.31	6983.42
2006/11/21	04:08:00	1169.9	855.7	196.2	249.4	209.7	182.2	460.5	315.9	183.7	181.7	155.4	186.0	61.3	60.8	61.1	59.9	230.70	30.29	6987.90
2006/11/21	04:09:00	1169.9	859.0	196.4	248.3	209.5	182.2	459.1	319.5	183.9	181.7	155.4	186.2	61.5	60.6	61.0	60.4	230.70	30.31	6992.52
2006/11/21	04:10:00	1170.4	859.1	196.4	249.2	208.6	182.2	459.9	317.4	183.7	181.9	155.5	186.2	61.5	60.6	61.6	60.0	230.60	30.31	6991.79
2006/11/21	04:11:00	1170.2	856.7	196.5	249.4	209.0	182.2	460.5	316.1	183.7	182.0	155.5	186.2	61.8	60.4	61.6	60.8	230.70	30.31	6992.52
2006/11/21	04:12:00	1170.1	854.0	196.5	249.4	209.0	182.5	459.4	324.8	183.4	182.0	155.4	186.2	61.6	60.2	61.5	60.6	230.60	30.30	6989.49
2006/11/21	04:13:00	1170.1	857.1	196.7	248.4	209.7	182.5	457.9	318.1	184.2	182.0	155.4	186.4	61.8	60.1	61.4	60.0	230.60	30.31	6991.79
2006/11/21	04:14:00	1169.9	856.0	196.7	248.9	209.4	182.5	460.3	331.4	183.7	182.0	155.8	186.4	61.6	60.4	61.8	60.0	230.60	30.31	6991.79
2006/11/21	04:15:00	1170.1	856.0	196.9	249.6	209.7	182.9	459.5	349.1	184.4	182.5	155.8	186.5	61.9	60.6	61.9	60.6	230.70	30.32	6994.82
2006/11/21	04:16:00	1170.7	856.7	197.2	249.7	209.9	183.5	460.8	340.2	185.0	182.9	155.8	186.7	61.6	61.3	62.0	60.9	230.60	30.31	6989.49
2006/11/21	04:17:00	1171.1	856.1	197.4	250.2	210.6	183.5	460.8	330.1	185.2	183.2	155.9	186.9	61.8	61.8	62.0	61.1	230.60	30.31	6989.49
2006/11/21	04:18:00	1170.8	854.4	197.5	250.2	210.8	183.7	461.4	333.1	185.7	183.4	156.0	187.0	62.1	61.5	62.4	61.3	230.60	30.32	6994.10
2006/11/21	04:19:00	1170.7	859.7	197.5	250.4	209.0	183.7	460.5	329.1	185.5	183.5	156.3	187.0	61.7	61.7	62.2	60.9	230.60	30.32	6991.79
2006/11/21	04:20:00	1170.8	855.3	197.7	250.7	210.1	184.0	462.0	322.6	185.7	184.0	156.3	187.2	62.1	61.7	62.8	61.7	230.60	30.31	6989.49
2006/11/21	04:21:00	1171.3	856.8	197.7	250.4	210.5	184.0	461.3	338.8	185.5	184.0	156.3	187.2	62.0	61.6	62.3	61.8	230.60	30.31	6989.49
2006/11/21	04:22:00	1170.9	857.1	197.7	250.4	210.1	184.0	461.6	339.6	185.7	184.2	156.3	187.2	62.1	61.9	62.4	61.9	230.60	30.31	6991.79
2006/11/21	04:23:00	1171.2	851.1	197.7	250.7	210.3	184.2	461.1	338.9	185.7	183.7	156.3	187.4	61.8	61.9	62.1	61.6	230.60	30.31	6989.49
2006/11/21	04:24:00	1170.9	854.7	197.9	250.4	210.1	184.0	461.1	350.6	186.0	184.2	156.3	187.2	61.8	62.2	62.2	62.0	230.50	30.31	6986.46
2006/11/21	04:25:00	1170.8	853.9	197.9	250.2	210.2	183.7	461.5	341.6	186.2	184.0	156.5	187.4	61.6	62.1	62.3	61.8	230.70	30.31	6992.52
2006/11/21	04:26:00	1171.2	857.9	197.7	250.2	210.8	184.0	461.6	354.8	186.0	184.4	156.5	187.4	61.8	61.8	62.3	61.8	230.70	30.32	6994.82
2006/11/21	04:27:00	1171.3	856.2	198.0	250.5	211.0	183.9	461.1	352.6	186.0	184.4	156.5	187.2	61.8	61.3	63.0	61.6	230.60	30.32	6991.79
2006/11/21	04:28:00	1171.2	853.6	198.2	250.4	209.9	184.2	461.1	359.1	186.0	184.5	156.8	187.5	62.2	61.6	62.1	61.1	230.70	30.31	6992.52
2006/11/21	04:29:00	1170.6	858.4	198.0	249.9	209.9	184.2	460.2	342.1	186.2	184.5	156.5	187.5	62.0	61.6	62.0	61.7	230.70	30.32	6994.82
2006/11/21	04:30:00	1171.2	859.6	198.4	250.7	210.1	184.2	461.8	340.5	186.2	184.5	156.8	187.5	61.1	61.9	61.8	61.7	230.70	30.31	6992.52
2006/11/21	04:31:00	1170.5	857.2	198.2	249.4	210.3	184.2	461.6	320.6	186.4	184.7	157.0	187.7	61.3	61.9	62.2	61.7	230.60	30.31	6991.79
2006/11/21	04:32:00	1170.7	860.6	198.4	249.9	211.0	184.4	462.8	332.8	186.7	184.9	157.0	187.7	61.0	61.6	61.8	61.3	230.60	30.32	6991.79
2006/11/21	04:33:00	1170.2	859.5	198.4	250.4	211.4	184.4	461.1	327.2	186.5	185.0	157.0	187.7	61.3	62.0	62.1	61.2	230.70	30.31	6992.52
2006/11/21	04:34:00	1170.9	859.0	198.5	250.4	210.6	184.4	461.5	358.1	186.7	185.0	157.0	187.7	61.7	62.4	62.4	61.8	230.70	30.31	6992.52
2006/11/21	04:35:00	1170.4	858.8	198.5	250.4	210.5	184.5	462.2	331.4	186.9	185.2	157.0	187.7	62.1	62.2	62.3	62.1	230.70	30.31	6992.52
2006/11/21	04:36:00	1170.4	856.4	198.5	249.9	210.8	184.5	462.7	322.9	186.7	185.0	157.0	187.7	61.5	61.9	62.3	62.0	230.60	30.31	6989.49
2006/11/21	04:37:00	1170.2	853.1	198.5	249.4	210.6	184.5	459.5	326.1	186.7	185.0	157.0	187.7	61.9	61.9	62.2	61.3	230.70	30.31	6992.52
2006/11/21	04:38:00	1171.5	857.2	198.5	250.7	211.5	184.7	463.4	328.2	186.7	185.2	157.0	187.7	61.8	61.9	62.3	61.5	230.70	30.32	6994.82
2006/11/21	04:39:00	1170.8	856.3	198.7	251.5	211.4	184.4	460.8	325.6	186.7	185.2	157.3	187.7	61.6	61.9	62.6	62.2	230.70	30.31	6992.52
2006/11/21	04:40:00	1170.9	858.4	198.7	250.5	211.5	185.0	462.6	368.5	186.7	185.2	157.3	187.7	61.7	62.3	62.3	61.4	230.70	30.31	6992.52
2006/11/21	04:41:00	1171.5	856.4	198.7	250.2	210.6	184.9	463.0	316.9	186.4	185.2	157.3	187.9	61.8	61.7	62.6	61.3	230.70	30.31	6992.52
2006/11/21	04:42:00	1171.9	855.9	198.7	249.7	210.7	184.7	461.6	315.0	187.0	185.2	157.3	187.9	61.8	61.9	62.0	61.3	230.70	30.31	6992.52
2006/11/21	04:43:00	1171.7	857.5	199.0	250.8	211.4	185.0	463.2	312.8	187.5	185.7	157.5	188.0	62.3	62.8	62.6	61.9	230.60	30.31	6991.79
2006/11/21	04:44:00	1171.2	854.7	199.0	250.7	210.8	185.0	463.5	328.9	187.4	186.0	157.3	188.0	61.6	63.0	62.1	61.8	230.60	30.29	6984.87
2006/11/21	04:45:00	1171.2	859.0	199.2	251.7	210.8	185.2	462.3	324.3	187.5	185.9	157.5	188.2	61.3	63.2	62.0	61.8	230.70	30.31	6992.52
2006/11/21	04:46:00	1171.1	857.4	199.2	251.8	211.8	185.5	463.8	348.0	187.2	186.0	157.6	188.2	62.6	62.6	62.8	62.2	230.70	30.31	6992.52
2006/11/21	04:47:00	1170.7	858.5	199.2	250.9	210.7	185.5	462.0	332.6	187.5	186.2	157.6	188.2	62.6	62.6	62.8	62.6	230.70	30.32	6994.82
2006/11/21	04:48:00	1171.6	856.0	199.5	251.3	212.3	185.4	462.7	352.8	187.5	186.0	157.8	188.2	62.6	62.4	62.8	62.2	230.60	30.31	6989.49
2006/11/21	04:49:00	1171.5	860.4	199.5	251.0	211.7	185.4	463.0	337.6	187.5	186.0	158.0	188.4	62.4	62.0	62.8	61.6	230.60	30.31	6989.49
2006/11/21	04:50:00	1170.7	856.7	199.5	251.2	211.9	185.7	462.1	361.0	187.5	186.0	158.0	188.4	62.4	61.9	62.8	61.6	230.70	30.31	6992.52
2006/11/21	04:51:00	1171.1	860.0	199.5	250.9	2														

Heat Rise Run

Rerun

Date	Time	TC1	TC2	TC3	TC4	TC5	TC6	TC7	TC8	TC9	TC10	TC11	TC12	TC13	TC14	TC15	TC16	VDC	Amps	Watts
2006/11/21	04:55:00	1172.2	856.1	200.0	250.8	212.2	186.0	462.9	330.3	188.4	186.4	158.2	188.7	62.3	62.4	63.0	62.2	230.40	30.27	6974.21
2006/11/21	04:56:00	1172.2	857.9	200.2	251.2	212.0	186.0	464.6	347.4	188.0	186.5	158.3	188.7	62.2	63.1	62.8	62.3	230.60	30.31	6989.49
2006/11/21	04:57:00	1171.3	858.7	200.2	251.3	212.3	186.4	465.3	292.3	187.9	186.5	158.3	188.7	62.4	62.6	62.6	61.8	230.70	30.31	6992.52
2006/11/21	04:58:00	1170.9	860.2	200.3	251.4	212.1	186.2	464.3	289.3	188.2	186.5	158.3	188.9	62.1	62.6	62.8	61.8	230.70	30.31	6992.52
2006/11/21	04:59:00	1171.4	856.9	200.3	252.1	211.9	186.5	464.6	285.2	188.4	186.7	158.3	188.9	62.8	62.3	63.2	62.3	230.60	30.32	6991.79
2006/11/21	05:00:00	1171.1	861.4	200.5	252.0	212.2	186.5	464.8	296.9	188.4	186.7	158.5	189.0	62.8	62.4	62.8	62.0	230.70	30.32	6994.82
2006/11/21	05:01:00	1171.4	857.1	200.3	251.7	212.5	186.5	465.3	304.3	188.5	186.7	158.5	189.0	62.8	62.6	62.8	61.9	230.70	30.31	6992.52
2006/11/21	05:02:00	1170.9	860.3	200.5	251.8	212.0	186.5	466.0	305.6	188.2	186.9	158.5	189.0	62.3	62.8	62.8	61.9	230.70	30.32	6994.82
2006/11/21	05:03:00	1171.2	855.2	200.5	250.9	212.3	186.4	463.5	300.4	188.7	187.0	158.5	189.2	62.1	62.4	62.8	62.0	230.70	30.31	6992.52
2006/11/21	05:04:00	1171.9	860.9	200.7	251.6	212.1	186.5	464.8	295.1	188.7	187.0	158.7	189.2	61.6	62.3	62.3	61.8	230.70	30.31	6992.52
2006/11/21	05:05:00	1171.9	860.3	200.7	250.8	211.9	186.5	464.0	302.0	189.0	187.2	158.5	189.2	61.1	62.8	62.2	62.2	230.70	30.31	6992.52
2006/11/21	05:06:00	1171.5	860.3	200.7	251.9	212.0	186.7	464.5	297.8	188.9	187.4	158.8	189.2	62.2	62.3	62.1	61.4	230.70	30.32	6994.82
2006/11/21	05:07:00	1171.8	860.2	200.8	251.8	211.2	186.9	465.6	305.4	189.0	187.2	159.0	189.4	62.4	62.4	62.8	61.9	230.70	30.31	6992.52
2006/11/21	05:08:00	1171.4	859.0	201.0	251.5	212.4	186.9	462.5	318.6	188.9	187.2	158.8	189.5	62.6	62.6	62.8	61.9	230.70	30.32	6994.82
2006/11/21	05:09:00	1172.1	859.8	200.8	251.2	212.1	186.9	465.3	312.2	188.7	187.5	159.0	189.5	62.8	62.6	63.0	61.8	230.70	30.32	6994.82
2006/11/21	05:10:00	1171.6	860.0	201.0	251.3	212.3	186.7	465.9	322.6	188.7	187.4	159.0	189.5	62.6	63.0	63.0	62.2	230.60	30.31	6991.79
2006/11/21	05:11:00	1171.9	860.0	201.0	251.8	211.2	187.0	464.9	322.1	189.0	187.5	159.0	189.5	62.6	63.1	63.4	62.8	230.70	30.31	6994.82
2006/11/21	05:12:00	1172.7	856.4	201.2	252.3	211.8	187.0	464.8	317.3	189.0	187.7	159.0	189.5	62.6	63.2	63.0	62.2	230.70	30.31	6992.52
2006/11/21	05:13:00	1172.2	859.1	201.3	252.2	212.6	187.0	464.8	330.6	189.2	187.7	159.0	189.7	62.4	62.8	62.8	62.6	230.70	30.31	6992.52
2006/11/21	05:14:00	1171.9	857.4	201.5	252.6	212.5	187.2	466.1	320.4	189.4	187.9	159.2	189.7	61.4	62.4	63.3	61.9	230.70	30.31	6992.52
2006/11/21	05:15:00	1172.2	859.3	201.5	252.4	211.9	187.5	465.3	329.9	189.7	188.2	159.3	189.7	62.3	61.7	62.8	62.0	230.70	30.31	6992.52
2006/11/21	05:16:00	1172.1	853.7	201.3	252.7	212.0	187.2	465.3	350.4	189.4	188.2	159.3	189.7	62.8	62.8	62.4	62.8	230.60	30.32	6991.79
2006/11/21	05:17:00	1171.9	855.0	201.5	252.2	211.9	187.2	464.5	334.1	189.7	188.0	159.3	189.9	62.1	62.8	62.4	62.3	230.70	30.31	6992.52
2006/11/21	05:18:00	1172.5	856.7	201.5	252.2	212.3	187.4	466.4	331.9	189.5	188.4	159.3	189.9	61.6	62.8	62.8	62.2	230.70	30.31	6992.52
2006/11/21	05:19:00	1172.6	858.8	201.7	252.4	213.0	187.7	466.7	347.2	189.7	188.4	159.5	190.0	61.7	62.8	63.0	62.2	230.60	30.31	6991.79
2006/11/21	05:20:00	1172.6	861.2	201.7	252.7	212.6	187.5	466.0	348.7	189.7	188.4	159.5	190.0	62.1	63.1	63.2	62.2	230.70	30.31	6992.52
2006/11/21	05:21:00	1173.2	859.9	201.8	252.8	212.8	187.7	466.3	350.6	189.9	188.4	159.5	190.0	62.8	62.8	63.2	62.4	230.70	30.31	6992.52
2006/11/21	05:22:00	1172.2	860.7	202.0	252.7	213.0	188.0	467.5	340.9	189.7	188.4	159.7	190.0	62.6	62.4	63.0	62.6	230.70	30.31	6992.52
2006/11/21	05:23:00	1172.4	858.2	202.0	252.4	212.7	187.9	465.0	327.1	189.7	188.4	159.8	190.2	62.8	62.8	61.9	62.8	230.60	30.32	6991.79
2006/11/21	05:24:00	1171.8	858.9	202.0	252.3	212.2	187.7	463.8	326.9	189.7	188.5	159.9	190.2	62.4	62.6	62.8	61.6	230.60	30.31	6991.79
2006/11/21	05:25:00	1172.1	861.2	202.0	252.1	213.2	188.0	466.8	327.6	190.2	188.5	159.8	190.2	62.3	62.6	63.1	61.8	230.60	30.31	6991.79
2006/11/21	05:26:00	1172.6	860.4	202.0	253.1	213.2	188.0	466.0	320.5	190.0	188.7	159.8	190.2	61.9	62.8	62.4	62.1	230.60	30.32	6991.79
2006/11/21	05:27:00	1172.1	859.3	202.2	252.8	213.5	188.0	466.7	321.4	190.0	188.7	159.9	190.2	62.8	62.6	62.8	62.2	230.70	30.31	6992.52
2006/11/21	05:28:00	1171.9	860.0	202.3	252.5	213.7	188.0	466.1	343.4	190.2	188.7	159.9	190.4	62.6	62.2	63.1	62.3	230.70	30.32	6994.82
2006/11/21	05:29:00	1172.1	859.7	202.3	251.5	213.7	188.5	466.8	324.4	190.2	188.7	160.0	190.5	62.0	62.8	62.8	62.0	230.70	30.31	6992.52
2006/11/21	05:30:00	1172.1	860.2	202.3	252.7	212.9	188.2	466.9	315.9	190.2	188.7	160.0	190.4	62.3	62.0	62.8	61.6	230.70	30.31	6992.52
2006/11/21	05:31:00	1171.9	860.9	202.5	252.8	213.1	188.2	467.2	315.5	190.4	188.9	160.2	190.5	61.8	61.9	62.8	61.2	230.60	30.31	6989.49
2006/11/21	05:32:00	1171.9	861.4	202.5	252.9	212.3	188.2	465.6	360.1	190.5	189.0	160.3	190.5	62.1	62.2	62.8	61.4	230.70	30.31	6992.52
2006/11/21	05:33:00	1172.5	859.2	202.7	252.6	212.9	188.5	466.5	317.3	190.7	189.0	160.0	190.5	61.6	62.2	62.6	62.4	230.60	30.31	6989.49
2006/11/21	05:34:00	1172.3	860.7	202.7	254.0	213.2	188.4	467.0	324.9	190.5	189.2	160.4	190.7	62.3	62.2	62.0	62.0	230.60	30.32	6991.79
2006/11/21	05:35:00	1172.2	860.3	202.7	251.8	213.4	188.2	467.0	350.7	190.7	189.5	160.3	190.7	62.4	62.8	62.6	62.3	230.70	30.31	6992.52
2006/11/21	05:36:00	1171.8	860.6	202.7	253.4	213.2	188.5	465.6	314.9	190.5	189.2	160.4	190.9	62.8	63.1	63.0	62.1	230.70	30.32	6994.82
2006/11/21	05:37:00	1172.2	861.7	202.8	252.4	213.4	188.5	466.5	359.0	190.9	189.4	160.5	190.9	62.3	62.6	62.8	62.6	230.70	30.31	6992.52
2006/11/21	05:38:00	1172.1	858.0	202.8	252.9	212.8	188.5	466.1	320.2	191.0	189.2	160.5	190.9	62.8	62.2	63.3	62.3	230.70	30.32	6994.82
2006/11/21	05:39:00	1172.3	858.6	202.7	253.9	213.0	188.7	464.8	332.6	190.7	189.4	160.5	190.9	62.3	63.1	63.0	62.2	230.70	30.31	6992.52
2006/11/21	05:40:00	1172.7	861.9	203.0	253.2	213.7	188.7	466.5	334.8	191.0	189.7	160.5	190.9	62.4	62.8	63.2	62.3	230.70	30.31	6992.52
2006/11/21	05:41:00	1172.9	858.7	203.0	253.1	212.6	188.7	467.4	337.5	191.0	189.5	160.7	191.0	61.9	62.6	62.8	61.7	230.70	30.31	6994.82
2006/11/21	05:42:00	1172.8	860.3	203.0	253.6	212.7	188.5	466.2	332.4	191.0	189.5	160.7	191.0	62.3	62.3	63.0	61.3	230.70	30.31	6992.52
2006/11/21	05:43:00	1172.9	862.7	203.1	253.2	214.1	188.7	466.1	339.1	191.0	189.5	160.8	191.0	61.6	62.4	63.0	61.5	230.70	30.31	6992.52
2006/11/21	05:44:00	1172.9	860.3	203.2	253.7	214.4	188.7	467.2	328.2	191.0	189.7	160.7	191.0	61.6	62.6	63.1	61.8	230.60	30.31	6991.79
2006/11/21	05:45:00	1172.5	858.4	203.2	252.7	213.2	188.7	467.8	315.4	191.2	189.9	160.9	191.0	61.6	62.3	62.6	61.7	230.70	30.31	6992.52
2006/11/21	05:46:00	1172.2	859.9	203.3	253.6	213.2	189.2	467.8	329.0	191.2	190.0	161.0	191.0	62.3	62.3	62.6	62.0	230.70	30.31	6992.52
2006/11/21	05:47:00	1172.4	860.9	203.5	254.0	214.0	189.5	465.7	322.4	191.5	190.0	161.0	191.2	62.6	62.8	63.0	62.0	230.70	30.31	6992.52
2006/11/21	05:48:00	1172.6	861.1	203.6	253.8	214.5	189.5	469.0	325.6	191.2	190.2	161.0	191.2	62.6	62.4	62.8	62.2	230.70	30.31	6992.52
2006/11/21	05:49:00	1172.2	860.7	203.5	252.9	214.0	189.4													

Heat Rise Run

Rerun

Date	Time	TC1	TC2	TC3	TC4	TC5	TC6	TC7	TC8	TC9	TC10	TC11	TC12	TC13	TC14	TC15	TC16	VDC	Amps	Watts
2006/11/21	05:53:00	1172.9	859.8	203.8	253.0	214.6	189.2	465.6	325.6	191.7	190.0	161.2	191.5	63.0	62.8	63.1	62.1	228.30	30.06	6862.70
2006/11/21	05:54:00	1172.9	862.2	203.8	253.2	214.0	189.5	467.8	324.1	191.5	190.2	161.3	191.5	62.6	62.6	62.6	62.2	230.70	30.31	6992.52
2006/11/21	05:55:00	1173.3	860.3	204.0	253.6	213.2	189.4	468.5	331.7	191.5	190.2	161.4	191.5	62.6	62.3	62.8	62.0	230.70	30.32	6994.82
2006/11/21	05:56:00	1172.8	859.9	203.8	252.8	214.1	189.5	469.6	346.7	191.5	189.9	161.5	191.5	62.6	63.0	63.0	61.6	230.60	30.31	6989.49
2006/11/21	05:57:00	1172.8	862.3	203.7	252.8	213.4	189.2	467.8	332.9	191.4	190.0	161.2	191.5	62.2	62.6	62.6	61.9	230.60	30.31	6989.49
2006/11/21	05:58:00	1172.8	856.8	203.7	252.9	213.4	189.2	467.8	339.4	191.5	190.0	161.2	191.4	62.2	62.6	61.8	61.9	230.70	30.31	6992.52
2006/11/21	05:59:00	1172.9	859.9	203.7	252.8	213.2	189.2	466.8	349.1	191.2	190.0	161.0	191.4	62.2	62.6	62.2	61.6	230.60	30.32	6991.79
2006/11/21	06:00:00	1172.3	861.8	203.6	253.1	212.5	189.0	469.6	331.4	191.0	189.9	161.2	191.4	60.6	62.0	62.0	61.6	230.70	30.31	6992.52
2006/11/21	06:01:00	1172.4	859.8	203.6	253.5	212.4	188.7	468.3	332.5	191.4	189.7	161.0	191.4	61.3	61.8	61.1	61.5	230.70	30.31	6992.52
2006/11/21	06:02:00	1172.9	860.7	203.7	252.5	212.4	188.7	467.8	338.9	191.0	189.7	161.2	191.2	61.4	61.8	61.3	61.4	230.70	30.31	6992.52
2006/11/21	06:03:00	1172.4	862.2	203.7	252.9	213.4	189.0	467.5	331.1	191.5	190.0	161.2	191.4	61.9	62.1	62.0	61.6	230.60	30.32	6991.79
2006/11/21	06:04:00	1172.4	860.4	203.8	252.6	212.5	189.0	468.0	330.4	191.5	190.0	161.2	191.5	60.4	62.2	62.0	61.6	230.60	30.31	6991.79
2006/11/21	06:05:00	1172.1	860.7	204.0	252.8	212.8	188.9	468.5	346.9	191.4	190.0	161.3	191.5	60.4	62.1	61.3	61.3	230.70	30.31	6992.52
2006/11/21	06:06:00	1172.6	860.1	204.0	253.0	213.7	189.2	469.3	348.5	191.5	190.0	161.3	191.5	62.2	62.1	61.6	61.8	230.60	30.31	6991.79
2006/11/21	06:07:00	1172.6	858.9	204.0	252.8	213.6	189.0	467.8	333.4	191.4	190.0	161.4	191.5	61.9	62.3	62.0	61.7	230.50	30.30	6984.15
2006/11/21	06:08:00	1173.1	859.9	204.1	252.6	212.9	188.9	468.1	331.6	191.5	190.2	161.4	191.5	61.7	62.4	61.7	61.3	230.70	30.32	6994.82
2006/11/21	06:09:00	1173.1	861.7	204.2	253.2	212.8	188.9	468.6	362.8	191.7	190.4	161.4	191.5	62.3	62.0	62.0	61.2	230.60	30.31	6989.49
2006/11/21	06:10:00	1173.1	860.7	204.2	252.6	213.2	189.2	468.5	336.3	191.7	190.2	161.5	191.7	61.6	61.7	61.8	61.2	230.70	30.31	6992.52
2006/11/21	06:11:00	1172.9	861.5	204.3	253.1	213.9	189.2	468.0	319.7	191.5	190.2	161.5	191.7	61.6	62.2	61.8	61.6	230.70	30.32	6994.82
2006/11/21	06:12:00	1173.5	860.7	204.2	253.0	212.4	189.0	469.4	338.3	191.2	190.0	161.6	191.7	61.6	62.0	61.3	60.9	230.70	30.31	6992.52
2006/11/21	06:13:00	1173.4	860.0	204.5	252.0	213.5	189.0	468.1	321.9	191.5	190.5	161.6	191.7	62.2	61.9	61.5	61.2	230.70	30.31	6992.52
2006/11/21	06:14:00	1173.2	862.8	204.5	252.9	212.9	189.4	468.5	327.4	191.5	190.5	161.8	191.7	62.0	61.8	61.4	61.7	230.70	30.32	6994.82
2006/11/21	06:15:00	1173.3	862.5	204.5	253.5	213.9	189.5	468.8	341.2	191.9	190.5	161.7	191.7	61.4	61.6	62.2	61.5	230.70	30.31	6992.52
2006/11/21	06:16:00	1172.4	858.7	204.5	253.2	214.4	189.7	469.6	337.4	192.0	190.5	161.8	191.9	61.4	61.5	61.7	61.1	230.70	30.31	6992.52
2006/11/21	06:17:00	1172.4	861.2	204.6	252.9	213.1	189.7	468.0	336.0	191.7	190.5	161.8	191.9	61.4	61.7	61.5	61.4	230.70	30.32	6994.82
2006/11/21	06:18:00	1173.1	860.9	204.7	253.0	212.8	189.5	469.4	373.8	192.2	190.5	161.8	192.0	61.5	62.2	61.4	61.3	230.70	30.31	6992.52
2006/11/21	06:19:00	1172.9	858.0	204.8	252.6	212.9	189.5	468.0	347.8	191.7	190.7	162.0	192.0	61.3	62.2	61.7	60.9	230.70	30.32	6994.82
2006/11/21	06:20:00	1173.4	861.9	204.7	252.6	212.9	189.7	470.2	366.8	192.0	190.9	162.0	192.0	61.0	62.3	61.3	60.6	230.70	30.32	6994.82
2006/11/21	06:21:00	1172.9	864.6	205.0	253.6	214.1	189.7	469.9	338.4	192.0	191.0	162.1	192.0	61.4	62.1	62.0	60.9	230.60	30.31	6989.49
2006/11/21	06:22:00	1172.8	861.4	205.0	253.8	213.5	189.5	469.4	358.8	191.9	190.9	162.2	192.2	61.1	61.7	61.5	61.1	230.70	30.31	6992.52
2006/11/21	06:23:00	1172.9	861.7	205.0	253.5	212.7	189.7	469.7	344.0	192.2	191.0	162.2	192.2	61.3	61.8	61.5	61.5	230.70	30.31	6992.52
2006/11/21	06:24:00	1173.1	863.9	205.1	253.4	212.9	189.5	467.4	327.6	192.2	191.0	162.2	192.2	60.2	61.8	61.1	61.2	230.70	30.32	6994.82
2006/11/21	06:25:00	1173.2	860.2	205.2	253.2	212.9	190.0	468.5	323.8	192.2	191.0	162.2	192.2	61.6	61.2	61.3	61.3	230.60	30.31	6989.49
2006/11/21	06:26:00	1173.3	856.3	205.2	254.0	212.7	189.5	468.9	351.3	192.7	191.2	162.3	192.2	61.6	61.2	61.4	61.2	230.70	30.31	6992.52
2006/11/21	06:27:00	1173.2	860.4	205.3	253.3	213.7	190.0	468.8	357.8	193.0	191.5	162.3	192.2	61.2	62.4	61.4	61.2	230.70	30.31	6992.52
2006/11/21	06:28:00	1173.4	860.4	205.3	252.8	213.7	190.2	468.3	327.6	192.7	191.5	162.3	192.4	61.3	62.3	61.8	61.2	230.70	30.31	6992.52
2006/11/21	06:29:00	1173.1	861.4	205.3	254.0	213.2	190.0	468.9	327.6	192.5	191.4	162.5	192.5	61.2	62.6	61.8	61.3	230.60	30.31	6991.79
2006/11/21	06:30:00	1173.1	862.5	205.5	253.5	212.8	190.2	469.4	335.7	192.7	191.5	162.5	192.5	61.5	62.6	61.7	61.5	230.70	30.32	6994.82
2006/11/21	06:31:00	1172.7	860.9	205.5	253.9	213.5	190.0	469.7	334.1	192.5	191.5	162.7	192.5	61.7	62.1	61.7	61.4	230.60	30.31	6991.79
2006/11/21	06:32:00	1172.6	861.7	205.5	253.1	213.6	190.2	470.5	357.6	192.7	191.5	162.6	192.5	61.6	62.1	62.2	61.1	230.70	30.32	6994.82
2006/11/21	06:33:00	1173.8	862.6	205.6	252.8	213.2	190.5	469.9	332.6	193.2	191.5	162.7	192.5	61.6	62.2	62.2	61.5	230.70	30.31	6992.52
2006/11/21	06:34:00	1173.6	861.7	205.6	253.2	213.2	190.4	469.3	323.2	192.7	191.9	162.6	192.5	61.3	62.3	61.9	61.3	230.60	30.31	6991.79
2006/11/21	06:35:00	1173.6	861.5	205.7	254.5	212.8	190.0	471.3	355.2	192.9	192.0	162.7	192.5	61.0	62.2	61.5	61.3	230.70	30.31	6992.52
2006/11/21	06:36:00	1173.5	858.7	205.8	253.6	213.2	190.2	470.4	336.9	193.2	191.9	162.7	192.7	61.1	62.4	61.4	61.2	230.70	30.31	6992.52
2006/11/21	06:37:00	1174.0	858.4	205.8	253.7	213.7	190.2	470.0	342.4	193.4	192.0	162.8	192.7	61.4	62.4	61.0	61.7	230.60	30.31	6991.79
2006/11/21	06:38:00	1173.9	859.7	205.8	252.7	213.4	190.7	471.2	338.9	193.5	192.0	162.9	192.9	61.9	62.8	62.6	62.0	230.70	30.31	6992.52
2006/11/21	06:39:00	1172.9	860.1	206.0	253.7	213.5	190.4	470.9	328.5	193.2	192.2	162.9	192.9	61.6	62.8	62.3	61.4	230.60	30.31	6991.79
2006/11/21	06:40:00	1173.5	864.7	206.0	254.7	214.6	190.7	471.5	338.9	193.2	192.2	163.1	192.9	61.9	62.2	62.3	61.7	230.60	30.31	6991.79
2006/11/21	06:41:00	1173.9	860.9	206.1	254.3	215.0	190.9	470.8	346.7	193.4	192.2	163.0	192.9	62.4	62.6	62.8	61.4	230.70	30.31	6992.52
2006/11/21	06:42:00	1173.4	861.7	206.2	253.6	214.1	191.0	470.7	343.2	193.2	191.9	163.3	193.0	62.3	62.0	62.4	61.5	230.60	30.31	6991.79
2006/11/21	06:43:00	1173.9	860.3	206.0	253.9	214.0	190.7	470.5	332.1	193.7	192.0	163.2	193.0	62.3	62.0	62.1	61.5	230.60	30.31	6989.49
2006/11/21	06:44:00	1173.6	858.7	206.2	252.8	215.0	191.0	468.8	340.2	193.2	192.0	163.3	193.2	62.2	61.9	62.6	61.4	230.70	30.31	6992.52
2006/11/21	06:45:00	1173.5	860.3	206.3	253.6	215.2	191.0	470.1	345.8	193.4	192.0	163.5	193.0	62.3	62.1	62.4	61.3	230.70	30.31	6992.52
2006/11/21	06:46:00	1173.6	863.9	206.4	254.8	214.6	191.0	470.2	367.3	193.5	192.2	163.5	193.2	62.8	62.4	62.3	61.8	230.70	30.31	6992.52
2006/11/21	06:47:00	1174.0	863.0	206.5	253.5	214.2	191.2													

Heat Rise Run

Rerun

		TC1	TC2	TC3	TC4	TC5	TC6	TC7	TC8	TC9	TC10	TC11	TC12	TC13	TC14	TC15	TC16	VDC	Amps	Watts	
3-598	Date	Time																			
	2006/11/21	06:51:00	1175.2	861.4	206.7	254.1	215.1	191.4	469.9	374.7	193.7	192.4	163.7	193.5	62.8	62.2	63.2	61.8	230.70	30.31	6992.52
	2006/11/21	06:52:00	1174.1	866.4	206.8	254.6	214.7	191.7	471.5	352.8	193.5	192.5	164.0	193.5	63.0	62.0	62.6	61.6	229.90	30.19	6954.47
	2006/11/21	06:53:00	1174.0	862.4	206.9	254.4	214.2	191.7	469.9	362.5	193.5	192.5	163.8	193.7	62.8	61.9	62.8	62.0	230.70	30.31	6992.52
	2006/11/21	06:54:00	1173.9	862.8	206.9	254.4	215.2	191.7	470.4	351.5	194.0	192.7	163.7	193.7	61.7	61.9	63.1	62.1	230.60	30.31	6992.52
	2006/11/21	06:55:00	1173.9	861.9	207.0	255.3	214.4	191.9	470.3	344.9	193.9	192.7	163.9	193.7	62.0	61.9	62.6	61.4	230.60	30.31	6989.49
	2006/11/21	06:56:00	1174.4	857.5	207.0	254.5	214.4	191.5	470.8	335.1	194.0	192.9	163.8	193.7	62.6	63.3	62.1	61.7	230.10	30.24	6958.22
	2006/11/21	06:57:00	1174.1	863.4	207.1	253.8	214.7	191.7	470.2	328.5	193.5	192.7	164.1	193.7	62.6	62.6	63.0	61.7	230.70	30.31	6992.52
	2006/11/21	06:58:00	1174.3	863.3	207.1	253.9	214.7	192.2	471.3	335.1	193.7	192.7	164.2	193.9	62.8	62.8	63.3	61.4	230.70	30.31	6992.52
	2006/11/21	06:59:00	1174.2	861.8	207.1	254.1	214.2	192.0	471.8	356.6	193.7	192.9	164.1	193.9	63.0	62.1	62.8	61.7	230.70	30.31	6994.82
	2006/11/21	07:00:00	1174.2	860.4	207.3	254.0	214.7	191.9	471.0	347.1	193.7	192.7	164.0	193.9	62.8	61.3	62.3	61.2	230.70	30.31	6992.52
	2006/11/21	07:01:00	1174.4	864.2	207.3	254.6	214.7	192.0	470.3	341.2	194.5	193.2	164.0	193.9	62.8	62.8	62.3	62.3	230.70	30.31	6992.52
	2006/11/21	07:02:00	1174.2	861.1	207.3	255.1	214.7	192.2	473.0	382.1	194.5	193.2	164.3	193.9	63.0	62.0	62.4	61.6	230.70	30.31	6992.52
	2006/11/21	07:03:00	1174.5	860.4	207.6	254.5	214.6	192.5	471.5	361.1	194.5	193.2	164.3	194.0	62.8	61.8	63.0	61.5	230.60	30.32	6991.79
	2006/11/21	07:04:00	1174.6	865.4	207.7	254.8	215.2	192.5	472.0	352.7	194.5	193.2	164.4	194.0	62.6	61.2	62.8	61.3	230.60	30.30	6987.18
	2006/11/21	07:05:00	1174.8	863.2	207.7	254.1	215.2	192.5	471.7	346.7	194.7	193.0	164.5	194.2	62.6	61.9	63.5	61.4	230.70	30.31	6992.52
	2006/11/21	07:06:00	1174.9	861.8	207.7	254.8	215.2	192.5	472.3	341.5	194.7	193.4	164.6	194.2	63.0	63.1	63.5	61.4	230.70	30.31	6992.52
	2006/11/21	07:07:00	1174.4	863.0	207.9	254.9	214.6	192.7	472.1	346.4	194.9	193.5	164.5	194.2	63.1	63.3	62.6	61.4	230.70	30.32	6994.82
	2006/11/21	07:08:00	1174.6	866.6	207.9	255.1	215.7	192.7	471.5	352.8	195.0	193.7	164.5	194.4	63.4	62.6	62.6	61.5	230.60	30.31	6991.79
	2006/11/21	07:09:00	1175.0	864.2	207.9	255.2	214.7	192.9	471.8	342.9	194.9	193.7	164.7	194.4	61.8	62.6	63.1	61.5	230.70	30.31	6992.52
	2006/11/21	07:10:00	1174.0	864.3	208.0	255.4	214.4	192.9	471.8	366.1	194.7	193.9	164.8	194.5	62.6	62.6	62.8	61.2	230.70	30.31	6992.52
	2006/11/21	07:11:00	1174.3	863.1	208.0	254.5	215.0	193.2	473.6	336.9	194.9	193.7	164.7	194.5	62.8	62.8	63.5	61.4	230.70	30.31	6992.52
	2006/11/21	07:12:00	1174.9	863.9	208.0	255.1	213.2	192.5	471.8	364.8	194.7	193.7	164.8	194.5	61.5	61.9	61.4	61.2	230.70	30.31	6992.52
	2006/11/21	07:13:00	1174.4	865.2	207.4	254.1	213.0	191.2	472.3	348.1	193.4	192.7	164.9	194.2	60.1	59.0	58.8	57.3	230.60	30.30	6987.18
	2006/11/21	07:14:00	1174.1	862.6	207.4	253.0	213.1	191.0	471.2	350.9	192.7	192.0	165.0	193.9	58.6	55.5	58.4	55.4	230.70	30.31	6992.52
	2006/11/21	07:15:00	1173.6	865.2	207.4	253.3	213.4	191.5	472.4	330.9	193.7	192.2	164.4	193.5	57.6	57.1	58.4	56.1	230.30	30.27	6973.48
	2006/11/21	07:16:00	1173.8	860.7	207.3	253.7	214.4	191.0	470.3	341.1	194.0	192.5	164.1	193.5	58.2	58.6	58.8	58.4	230.70	30.31	6992.52
	2006/11/21	07:17:00	1174.9	862.5	207.5	254.6	213.1	191.7	471.2	360.3	194.0	192.7	164.4	193.5	59.5	58.4	60.4	58.4	230.60	30.28	6982.57
	2006/11/21	07:18:00	1174.2	864.4	207.7	253.6	213.9	192.2	472.3	352.1	194.5	193.2	164.4	193.7	60.4	61.1	60.6	59.5	230.50	30.28	6979.54
	2006/11/21	07:19:00	1173.6	862.4	207.8	254.7	215.1	192.0	472.5	338.6	194.7	193.5	164.5	194.0	60.9	61.4	61.2	60.9	230.60	30.29	6984.87
	2006/11/21	07:20:00	1174.6	863.0	208.0	253.6	215.2	192.5	471.6	325.6	194.9	193.7	164.7	194.2	61.3	61.3	61.9	61.1	230.60	30.29	6984.87
	2006/11/21	07:21:00	1174.2	862.8	208.2	255.4	214.7	192.7	471.7	380.8	195.0	193.7	164.9	194.4	61.9	60.8	61.9	61.2	230.50	30.29	6981.85
	2006/11/21	07:22:00	1174.3	861.4	208.4	254.9	215.2	193.0	472.3	375.0	195.0	193.7	165.0	194.5	62.1	61.5	62.3	61.2	230.40	30.28	6976.51
	2006/11/21	07:23:00	1174.6	862.5	208.5	255.4	215.2	192.7	473.5	359.4	195.2	193.7	165.1	194.7	62.3	61.8	62.6	60.9	230.60	30.31	6991.79
	2006/11/21	07:24:00	1174.3	861.4	208.6	254.7	215.2	192.9	472.0	356.1	195.5	194.0	165.2	194.7	61.9	61.2	62.6	60.8	230.60	30.31	6989.49
	2006/11/21	07:25:00	1174.6	863.8	208.7	254.9	215.2	193.2	472.8	341.2	195.0	193.9	165.3	194.7	62.2	61.1	62.4	60.2	230.60	30.31	6991.79
	2006/11/21	07:26:00	1175.1	862.7	208.8	255.1	214.7	193.5	473.1	356.0	195.2	194.0	165.3	194.9	62.2	62.6	61.4	60.1	230.40	30.30	6981.12
	2006/11/21	07:27:00	1175.1	863.9	208.7	255.2	215.2	193.5	473.2	355.1	195.5	194.5	165.3	194.9	62.0	61.9	62.1	61.1	230.60	30.31	6991.79
	2006/11/21	07:28:00	1174.6	866.0	209.0	255.7	215.5	193.4	474.5	314.9	195.5	194.2	165.5	195.0	62.2	61.2	62.0	60.6	230.40	30.29	6978.82
	2006/11/21	07:29:00	1174.9	863.1	209.1	254.6	215.7	193.7	473.9	369.1	195.9	194.2	165.4	195.0	62.3	60.8	62.0	61.0	230.70	30.31	6992.52
	2006/11/21	07:30:00	1174.9	865.2	209.1	255.6	215.5	193.4	473.2	361.6	195.5	194.5	165.7	195.0	62.0	60.6	62.0	60.4	230.40	30.30	6981.12
	2006/11/21	07:31:00	1174.9	863.9	209.0	255.9	215.2	193.5	473.7	341.5	195.4	194.2	165.6	195.0	62.0	60.6	62.0	60.1	230.60	30.31	6991.79
	2006/11/21	07:32:00	1174.8	862.4	209.0	255.4	216.2	193.7	473.5	330.6	196.0	194.5	165.6	195.2	61.8	61.8	62.1	61.0	230.70	30.31	6992.52
	2006/11/21	07:33:00	1175.3	860.4	209.2	255.2	215.9	194.0	471.0	330.6	196.0	194.5	165.7	195.2	61.6	61.8	62.0	61.0	230.70	30.31	6992.52
	2006/11/21	07:34:00	1175.1	864.3	209.3	255.3	215.5	193.7	474.4	351.1	196.0	194.7	165.9	195.2	61.9	61.5	62.2	61.2	230.60	30.31	6992.52
	2006/11/21	07:35:00	1174.8	864.2	209.5	255.6	216.2	194.2	474.8	353.0	196.0	194.7	166.0	195.4	62.2	61.3	61.9	60.6	230.60	30.31	6991.79
	2006/11/21	07:36:00	1174.6	863.9	209.6	255.6	215.5	194.0	475.5	377.0	196.0	194.7	166.0	195.5	61.9	60.6	62.2	61.2	230.60	30.31	6991.79
	2006/11/21	07:37:00	1174.9	862.3	209.6	254.9	215.7	194.0	474.8	342.4	196.2	194.9	165.9	195.5	61.9	60.4	62.1	61.2	230.60	30.31	6992.52
	2006/11/21	07:38:00	1174.6	864.4	209.6	255.4	215.4	194.2	473.4	328.7	196.2	195.0	166.0	195.5	61.8	60.4	62.0	60.4	230.60	30.31	6991.79
	2006/11/21	07:39:00	1174.5	864.9	209.7	256.1	215.5	194.0	474.5	325.6	196.2	195.0	166.1	195.5	61.8	61.0	61.8	60.4	230.60	30.31	6989.49
	2006/11/21	07:40:00	1174.8	864.7	209.7	256.1	215.2	194.0	472.7	329.9	196.2	195.0	166.0	195.5	61.7	61.1	61.5	60.6	230.60	30.31	6991.79
	2006/11/21	07:41:00	1174.9	864.1	209.7	255.4	215.4	194.0	474.8	333.2	196.5	195.0	166.0	195.5	61.8	61.0	62.1	60.8	229.90	30.27	6959.07
	2006/11/21	07:42:00	1174.9	863.1	209.9	255.1	216.2	194.4	474.8	351.2	196.4	194.9	166.1	195.5	61.7	61.0	61.7	60.4	230.60	30.29	6984.87
	2006/11/21	07:43:00	1175.1	866.9	209.9	255.1	215.9	193.9	474.8	338.8	196.2	194.9	166.3	195.5	61.8</						

Heat Rise Run Rerun

Radioactive Material Transport Packaging System Safety Analysis Report
for Model AOS-025, AOS-050, and AOS-100 Transport Packages, Rev. G, July 27, 2012 (Docket No. 71-9316)

Date	Time	TC1	TC2	TC3	TC4	TC5	TC6	TC7	TC8	TC9	TC10	TC11	TC12	TC13	TC14	TC15	TC16	VDC	Amps	Watts
2006/11/21	07:49:00	1174.9	867.1	210.1	255.4	215.5	194.7	475.0	364.0	196.5	195.2	166.5	195.7	62.0	60.9	62.1	60.6	230.70	30.31	6992.52
2006/11/21	07:50:00	1174.9	861.1	210.2	255.7	215.7	194.5	474.4	346.6	196.4	195.0	166.5	195.7	62.0	61.3	62.2	60.4	230.60	30.31	6991.79
2006/11/21	07:51:00	1175.6	861.8	210.2	256.4	216.2	194.5	475.5	344.8	196.5	195.4	166.5	195.9	62.3	61.0	62.1	61.2	230.60	30.30	6991.79
2006/11/21	07:52:00	1175.9	863.7	210.3	255.7	216.2	194.7	475.0	371.5	196.5	195.4	166.6	195.9	62.3	61.1	62.1	60.8	230.60	30.30	6987.18
2006/11/21	07:53:00	1174.9	864.7	210.4	256.2	215.7	195.0	474.8	338.4	196.7	195.4	166.6	195.9	61.7	61.5	62.0	61.2	230.70	30.29	6990.93
2006/11/21	07:54:00	1174.8	863.7	210.5	255.9	216.2	194.7	474.0	374.4	197.4	195.7	166.4	196.0	61.7	62.2	62.2	62.0	230.40	30.28	6976.51
2006/11/21	07:55:00	1175.0	866.7	210.5	255.9	216.7	195.0	474.5	363.6	197.4	196.0	166.5	196.0	62.6	62.0	62.6	61.9	230.60	30.31	6989.49
2006/11/21	07:56:00	1175.0	867.9	210.7	255.6	216.7	195.2	475.0	338.6	197.2	196.0	166.6	196.2	62.6	62.2	63.0	61.5	230.60	30.31	6992.52
2006/11/21	07:57:00	1175.0	866.7	210.9	256.7	217.2	195.5	475.8	387.1	196.9	196.0	166.7	196.2	62.8	62.0	63.3	61.7	230.60	30.30	6987.18
2006/11/21	07:58:00	1174.9	865.8	211.0	256.4	216.4	195.5	476.3	353.4	197.4	196.2	166.7	196.2	62.6	61.3	63.2	61.8	230.60	30.30	6990.21
2006/11/21	07:59:00	1174.5	864.3	211.1	256.2	216.4	195.4	475.5	339.5	197.2	196.2	166.8	196.2	62.8	61.2	63.1	61.8	230.70	30.31	6992.52
2006/11/21	08:00:00	1174.6	864.9	210.7	256.7	216.5	195.7	474.8	333.8	197.7	196.4	166.8	196.4	61.9	62.8	63.1	62.1	230.70	30.31	6992.52
2006/11/21	08:01:00	1174.8	862.6	211.1	255.6	216.0	195.7	477.1	351.0	197.5	196.5	166.9	196.5	62.6	62.3	62.6	61.9	230.60	30.31	6991.79
2006/11/21	08:02:00	1175.1	863.8	211.3	256.2	216.2	195.7	475.2	358.7	197.9	196.4	167.1	196.5	62.4	61.1	62.8	61.7	230.60	30.31	6992.52
2006/11/21	08:03:00	1175.4	865.0	211.3	255.7	217.5	195.7	476.1	364.1	197.5	196.4	167.1	196.5	62.6	62.6	62.8	61.6	230.70	30.31	6992.52
2006/11/21	08:04:00	1175.9	863.9	211.4	256.4	217.0	196.0	476.7	357.8	198.4	196.7	167.2	196.5	62.3	62.3	62.8	61.5	230.60	30.31	6989.49
2006/11/21	08:05:00	1175.1	865.9	211.4	256.7	217.0	195.9	476.1	347.4	197.9	196.5	167.3	196.5	62.0	61.9	62.8	61.4	230.60	30.29	6984.87
2006/11/21	08:06:00	1175.0	865.4	211.4	256.9	216.7	195.9	475.7	338.4	198.0	196.7	167.3	196.5	62.2	61.3	62.6	61.5	230.60	30.29	6987.90
2006/11/21	08:07:00	1174.8	866.8	211.4	256.5	216.4	195.9	476.5	341.3	197.9	196.5	167.3	196.5	62.6	62.0	62.6	61.3	230.60	30.30	6987.18
2006/11/21	08:08:00	1174.8	863.7	211.5	256.7	216.2	195.9	476.8	340.6	198.0	196.5	167.2	196.5	62.3	61.1	62.8	60.9	229.90	30.18	6938.38
2006/11/21	08:09:00	1174.8	862.3	211.5	256.9	216.5	196.0	474.5	338.1	198.2	196.2	167.2	196.5	62.3	61.9	62.1	61.1	230.50	30.30	6984.15
2006/11/21	08:10:00	1175.4	864.2	211.5	256.7	216.5	195.9	476.0	344.6	198.0	196.5	167.3	196.5	62.4	62.0	62.8	61.7	230.10	30.23	6960.53
2006/11/21	08:11:00	1175.1	866.2	211.6	256.7	216.0	195.7	477.2	328.2	197.7	196.4	167.3	196.5	62.0	61.0	62.4	61.2	230.50	30.26	6974.93
2006/11/21	08:12:00	1175.3	864.7	211.6	256.4	217.0	196.0	475.9	343.1	197.5	196.5	167.4	196.7	61.9	61.0	62.3	61.5	230.50	30.31	6986.46
2006/11/21	08:13:00	1175.4	865.5	211.6	256.2	217.2	196.0	476.1	343.1	197.9	196.5	167.4	196.7	62.2	61.6	62.3	61.0	230.60	30.29	6984.87
2006/11/21	08:14:00	1174.8	865.8	211.7	256.9	216.9	195.7	475.2	358.4	197.9	196.5	167.5	196.7	62.1	61.3	62.4	60.9	230.60	30.29	6984.87
2006/11/21	08:15:00	1174.8	863.9	211.7	256.2	217.2	196.0	476.2	354.3	198.0	196.2	167.4	196.7	62.2	60.8	62.2	61.0	230.30	30.29	6989.49
2006/11/21	08:16:00	1176.1	864.7	211.7	256.2	216.5	195.9	475.3	362.7	197.9	196.5	167.3	196.7	61.5	60.8	61.4	60.8	230.60	30.30	6990.21
2006/11/21	08:17:00	1175.9	863.2	211.7	256.2	216.2	195.7	477.0	341.3	197.7	196.2	167.4	196.7	61.8	60.8	61.7	60.2	227.50	29.94	6811.35
2006/11/21	08:18:00	1175.4	861.2	211.7	256.4	216.2	195.5	476.1	352.2	197.2	196.0	167.5	196.7	61.7	60.4	61.7	60.2	230.60	30.30	6987.18
2006/11/21	08:19:00	1176.1	863.6	211.6	255.7	216.0	195.7	475.0	334.8	197.5	196.2	167.4	196.7	61.7	59.6	61.7	60.1	230.00	30.25	6957.50
2006/11/21	08:20:00	1174.9	866.3	211.7	255.4	216.7	195.7	476.1	344.4	197.5	196.0	167.6	196.9	61.6	60.2	61.6	60.0	230.20	30.26	6968.15
2006/11/21	08:21:00	1175.1	866.6	211.7	255.9	216.2	196.0	476.5	341.9	197.2	196.0	167.6	196.9	61.5	59.8	61.8	60.0	230.60	30.29	6987.90
2006/11/21	08:22:00	1175.2	863.4	211.6	256.2	216.2	195.7	476.8	342.7	197.2	196.0	167.7	196.7	61.2	59.8	60.1	59.2	230.30	30.26	6968.88
2006/11/21	08:23:00	1175.4	863.6	211.6	256.2	216.0	195.7	474.7	375.9	197.5	196.2	167.7	196.9	60.2	59.7	59.9	59.3	230.60	30.30	6987.18
2006/11/21	08:24:00	1175.4	859.9	211.8	255.4	216.4	196.0	476.7	334.9	197.9	196.2	167.6	196.7	60.6	60.2	60.6	60.1	230.60	30.29	6984.87
2006/11/21	08:25:00	1175.6	866.0	212.0	256.9	216.7	196.2	477.2	349.5	197.7	196.5	167.7	196.9	61.2	59.5	61.4	59.7	229.80	30.19	6937.66
2006/11/21	08:26:00	1176.0	863.1	211.9	256.4	216.5	196.2	476.8	370.3	197.7	196.5	167.9	197.0	61.5	60.2	61.6	59.1	230.00	30.24	6955.20
2006/11/21	08:27:00	1175.9	865.7	212.2	256.4	216.7	196.2	474.5	365.6	197.7	196.4	167.8	197.0	61.5	61.2	61.6	59.1	229.70	30.14	6923.16
2006/11/21	08:28:00	1175.2	867.4	212.2	256.2	217.0	196.2	476.3	337.8	197.7	196.5	167.9	197.0	61.5	60.6	61.6	59.8	227.90	30.03	6843.84
2006/11/21	08:29:00	1175.6	866.7	212.4	257.0	216.4	196.2	477.0	355.9	197.7	196.5	167.9	197.0	61.7	60.6	61.6	59.9	228.30	30.09	6869.55
2006/11/21	08:30:00	1175.5	862.9	212.3	256.9	216.5	196.4	477.7	346.4	198.0	196.5	167.9	197.2	61.5	59.4	61.5	60.0	229.50	30.19	6928.21
2006/11/21	08:31:00	1175.9	865.2	212.3	256.9	216.4	195.9	476.9	344.6	197.7	196.2	167.9	197.2	61.5	59.3	61.5	59.2	226.90	29.93	6791.12
2006/11/21	08:32:00	1175.9	866.7	212.4	256.1	216.7	196.2	476.3	354.6	198.0	196.5	168.0	197.2	61.4	59.9	61.5	60.2	230.30	30.13	6957.02
2006/11/21	08:33:00	1175.6	864.7	212.3	256.9	216.0	196.4	477.1	356.6	198.0	196.5	168.1	197.2	61.5	59.8	61.3	60.2	226.60	29.93	6782.14
2006/11/21	08:34:00	1176.0	863.4	212.3	256.7	216.2	196.2	474.4	329.3	198.0	196.4	168.0	197.2	61.5	59.5	61.5	59.9	230.00	30.25	6957.50
2006/11/21	08:35:00	1175.9	864.9	212.6	257.0	216.7	196.2	475.2	340.8	197.5	196.5	168.1	197.2	61.1	60.0	61.3	59.1	230.20	30.26	6965.85
2006/11/21	08:36:00	1175.6	863.4	212.7	257.2	216.9	196.7	477.6	344.0	197.9	196.5	168.2	197.4	61.1	60.4	61.5	59.9	230.10	30.26	6962.83
2006/11/21	08:37:00	1175.5	868.5	212.6	257.2	216.7	196.5	476.3	326.3	198.2	196.7	168.2	197.5	60.6	59.5	61.2	60.0	230.40	30.28	6976.51
2006/11/21	08:38:00	1175.2	866.2	212.8	256.9	216.2	196.7	475.8	334.1	198.2	196.7	168.3	197.5	61.3	59.4	61.7	59.4	230.60	30.29	6987.90
2006/11/21	08:39:00	1174.9	865.2	212.8	257.4	216.7	196.2	478.0	391.3	198.2	196.9	168.2	197.5	61.1	60.1	61.5	60.1	230.60	30.30	6989.49
2006/11/21	08:40:00	1175.2	862.8	212.8	256.4	215.9	196.7	479.2	352.6	197.5	196.5	168.2	197.5	61.1	59.1	61.6	59.5	230.60	30.29	6984.87
2006/11/21	08:41:00	1175.6	863.9	213.1	257.7	216.4	196.7	478.0	356.3	198.0	196.7	168.3	197.5	61.0	59.3	61.3	59.3	230.60	30.29	6984.87
2006/11/21	08:42:00	1175.7	861.7	213.1	257.4	215.9	197.2	477.6	336.3	198.5	196.9	168.1	197.7	61.0	59.7	61.0	59.8	230.50	30.28	6981.85
2006/1																				

Heat Rise Run

Rerun

		TC1	TC2	TC3	TC4	TC5	TC6	TC7	TC8	TC9	TC10	TC11	TC12	TC13	TC14	TC15	TC16	VDC	Amps	Watts
Date Time																				
2006/11/21	08:47:00	1176.6	865.7	213.7	258.3	217.5	198.0	479.5	417.5	199.2	197.9	168.8	198.2	61.8	61.8	61.9	60.4	227.80	30.17	6872.73
2006/11/21	08:48:00	1176.2	867.3	214.0	257.4	217.7	198.2	478.7	399.5	199.3	198.2	168.9	198.2	61.9	61.9	62.2	60.6	229.20	30.17	6919.55
2006/11/21	08:49:00	1176.0	867.0	214.1	257.7	218.2	198.2	479.1	398.3	199.5	198.2	169.0	198.2	61.5	60.9	62.1	60.6	230.40	30.25	6976.51
2006/11/21	08:50:00	1175.9	865.2	214.0	257.9	217.8	198.2	478.0	337.9	199.3	198.2	169.1	198.4	61.8	60.9	61.9	60.6	230.30	30.26	6968.88
2006/11/21	08:51:00	1176.3	866.7	214.0	257.5	218.0	198.2	478.5	381.1	199.8	198.5	169.1	198.4	61.6	61.5	62.8	61.1	230.70	30.31	6992.52
2006/11/21	08:52:00	1176.3	869.2	214.2	258.5	217.8	198.2	477.9	330.4	199.7	198.5	169.1	198.5	61.7	60.6	62.3	61.0	230.60	30.28	6984.87
2006/11/21	08:53:00	1176.0	866.8	214.2	258.3	218.2	198.5	477.5	359.8	200.2	198.7	169.3	198.5	62.0	62.2	62.1	60.6	229.70	30.19	6934.64
2006/11/21	08:54:00	1175.9	866.2	214.2	257.4	218.2	198.5	479.5	388.8	199.8	198.5	169.3	198.5	61.5	61.4	62.2	60.1	230.50	30.29	6984.15
2006/11/21	08:55:00	1176.6	866.3	214.2	257.9	218.5	198.5	479.7	335.9	200.0	198.5	169.4	198.5	61.5	61.0	62.2	60.1	230.60	30.30	6990.21
2006/11/21	08:56:00	1176.5	863.6	214.5	257.9	218.5	198.7	480.7	354.6	200.3	198.8	169.3	198.7	61.4	61.2	62.2	61.0	230.00	30.15	6955.61
2006/11/21	08:57:00	1176.5	867.4	214.6	258.2	217.2	198.7	480.4	371.1	200.8	199.2	169.3	198.5	60.4	61.3	61.1	61.2	230.60	30.31	6989.49
2006/11/21	08:58:00	1176.0	864.2	214.5	258.6	217.7	198.7	480.0	334.3	201.0	199.3	169.3	198.7	61.4	61.4	61.3	61.0	230.30	30.29	6975.79
2006/11/21	08:59:00	1176.2	868.4	214.7	258.2	218.2	198.8	479.3	347.1	200.8	199.5	169.3	198.7	61.3	61.5	62.8	61.3	230.60	30.29	6984.87
2006/11/21	09:00:00	1177.2	864.9	214.7	258.9	217.7	198.7	479.7	321.8	200.5	199.2	169.5	198.7	61.8	61.5	62.2	60.4	229.30	30.06	6892.76
2006/11/21	09:01:00	1176.6	866.2	214.6	258.5	218.0	198.7	478.7	356.3	200.5	199.0	169.5	198.7	61.8	61.2	62.2	61.0	230.30	30.27	6971.18
2006/11/21	09:02:00	1176.1	868.4	214.7	257.4	218.7	198.4	479.1	331.1	200.5	199.2	169.8	198.7	61.8	61.1	62.6	60.6	230.00	30.25	6957.50
2006/11/21	09:03:00	1176.2	868.4	214.7	258.2	218.3	198.4	480.1	402.1	200.3	199.2	169.8	198.7	62.0	61.3	62.4	61.4	230.60	30.29	6984.87
2006/11/21	09:04:00	1176.7	864.9	214.9	257.2	218.8	198.8	480.9	312.4	200.8	199.2	169.8	198.7	62.1	61.6	62.4	61.5	230.20	30.20	6961.25
2006/11/21	09:05:00	1177.1	866.9	215.0	258.2	218.0	199.0	479.7	321.8	200.2	199.5	169.8	198.8	62.3	61.1	62.6	60.9	230.00	30.22	6950.60
2006/11/21	09:06:00	1176.7	870.7	215.1	258.4	219.0	199.0	481.4	359.1	201.0	199.7	169.8	199.0	62.6	62.3	63.0	61.6	229.80	30.20	6956.05
2006/11/21	09:07:00	1177.0	869.0	215.2	258.4	218.0	199.2	481.2	326.4	200.5	199.7	169.9	199.0	62.2	62.2	63.2	60.9	230.50	30.25	6977.24
2006/11/21	09:08:00	1176.3	867.9	215.2	258.5	218.2	199.5	481.2	425.5	201.2	199.7	169.8	199.0	61.8	61.9	62.8	61.7	229.90	30.25	6961.37
2006/11/21	09:09:00	1176.0	865.7	215.1	258.4	218.2	199.3	479.6	393.2	200.7	199.5	169.8	199.0	62.3	61.3	62.6	60.9	230.50	30.24	6979.39
2006/11/21	09:10:00	1176.3	866.9	215.4	258.5	219.0	199.5	481.0	327.4	201.5	199.7	170.0	199.0	62.6	62.1	63.0	61.5	230.60	30.28	6984.87
2006/11/21	09:11:00	1176.5	867.7	215.5	258.2	218.7	199.7	480.9	382.6	201.3	199.8	170.0	199.0	62.4	62.0	63.1	61.9	230.40	30.27	6974.21
2006/11/21	09:12:00	1176.3	867.3	215.4	259.3	218.2	199.7	480.3	355.4	201.5	199.8	170.0	199.2	61.8	62.4	63.3	61.8	230.60	30.30	6987.18
2006/11/21	09:13:00	1176.7	868.9	215.2	258.7	219.2	199.7	480.5	355.9	201.3	199.8	170.3	199.2	62.1	62.3	62.8	60.6	230.50	30.30	6984.15
2006/11/21	09:14:00	1176.7	870.0	215.5	258.6	219.6	199.8	481.4	335.4	201.0	200.0	170.3	199.2	62.1	61.7	63.0	61.5	230.60	30.23	6974.06
2006/11/21	09:15:00	1176.1	867.8	215.7	259.2	219.0	199.7	480.8	335.4	201.3	200.2	170.3	199.2	62.1	62.0	62.8	61.6	230.50	30.27	6983.29
2006/11/21	09:16:00	1176.2	870.6	215.7	258.7	219.2	200.0	480.4	350.6	201.0	200.2	170.3	199.2	62.2	62.3	62.8	61.0	230.40	30.28	6976.51
2006/11/21	09:17:00	1176.2	869.4	215.7	259.4	218.7	200.0	480.9	339.6	201.5	200.2	170.3	199.3	62.3	61.9	63.0	61.1	230.30	30.24	6971.18
2006/11/21	09:18:00	1176.5	868.7	215.9	258.8	218.7	199.7	481.2	345.8	201.7	200.2	170.4	199.5	62.2	61.7	62.8	61.4	230.00	30.24	6955.20
2006/11/21	09:19:00	1176.9	870.2	215.9	259.7	219.1	199.7	480.4	339.6	201.7	200.2	170.4	199.5	62.6	61.5	63.3	61.2	230.40	30.28	6976.51
2006/11/21	09:20:00	1176.5	867.4	215.9	258.8	219.1	199.7	481.2	305.5	201.5	200.0	170.3	199.5	62.8	62.6	63.3	61.3	230.40	30.27	6974.21
2006/11/21	09:21:00	1176.6	870.1	215.9	259.0	218.5	200.0	479.4	366.0	201.7	200.2	170.3	199.5	62.3	61.7	63.1	61.5	230.50	30.29	6981.85
2006/11/21	09:22:00	1176.9	866.3	216.0	258.8	218.7	199.8	481.0	328.9	201.5	200.2	170.3	199.5	62.8	62.0	63.2	61.5	230.60	30.29	6987.90
2006/11/21	09:23:00	1177.9	864.9	216.0	258.2	219.1	199.8	479.5	316.7	201.7	200.0	170.3	199.5	62.4	61.8	62.8	61.5	230.60	30.21	6966.43
2006/11/21	09:24:00	1177.1	866.4	216.0	259.2	218.7	200.2	481.7	329.4	201.5	200.2	170.5	199.5	62.2	61.7	62.8	61.2	230.60	30.28	6985.60
2006/11/21	09:25:00	1177.0	869.9	216.0	258.7	218.8	200.0	481.5	438.1	201.3	200.0	170.5	199.5	62.6	61.2	62.3	61.1	230.30	30.28	6973.48
2006/11/21	09:26:00	1176.9	867.9	216.0	258.4	218.7	200.0	480.7	410.7	201.5	200.2	170.4	199.5	62.8	61.7	62.6	61.0	230.60	30.26	6984.01
2006/11/21	09:27:00	1176.9	864.9	216.2	258.2	219.3	200.0	480.1	322.9	201.7	200.2	170.6	199.7	62.8	62.3	62.8	62.0	230.20	30.25	6963.55
2006/11/21	09:28:00	1178.0	865.7	216.2	258.0	219.5	200.2	480.5	323.6	201.7	200.2	170.6	199.7	62.8	62.2	62.8	61.7	230.50	30.27	6977.24
2006/11/21	09:29:00	1177.7	867.9	216.2	258.4	218.5	200.2	482.5	341.3	201.7	200.2	170.6	199.7	62.8	61.5	62.6	61.3	228.90	30.12	6894.47
2006/11/21	09:30:00	1177.6	864.9	216.2	259.2	219.0	200.2	482.3	339.9	201.7	200.2	170.8	199.7	62.8	61.5	62.6	61.3	229.20	30.13	6905.80
2006/11/21	09:31:00	1177.0	867.4	216.2	258.7	218.8	200.2	480.0	318.1	201.7	200.2	170.8	199.7	62.6	61.8	62.6	60.8	230.60	29.93	6907.84
2006/11/21	09:32:00	1177.5	867.9	216.4	258.8	219.1	200.3	481.7	327.6	202.0	200.5	170.8	199.7	62.8	62.4	62.8	61.7	229.60	30.21	6936.22
2006/11/21	09:33:00	1177.7	866.2	216.5	258.3	219.6	200.2	480.9	314.7	201.8	200.3	170.6	199.8	62.6	62.1	62.8	61.7	227.90	30.05	6848.40
2006/11/21	09:34:00	1177.4	865.8	216.5	259.0	218.8	199.2	481.5	321.6	201.2	200.5	170.8	199.8	61.4	59.4	62.8	59.5	230.40	30.29	6983.42
2006/11/21	09:35:00	1177.5	861.9	216.5	258.9	218.7	200.2	482.0	320.5	201.2	200.5	171.1	200.0	59.9	59.2	60.1	58.8	230.20	30.29	6977.36
2006/11/21	09:36:00	1177.9	866.8	216.7	259.2	219.3	200.5	482.0	329.2	201.7	200.5	171.3	200.0	61.0	60.4	59.9	59.8	230.20	30.29	6972.76
2006/11/21	09:37:00	1177.6	867.9	216.7	259.7	219.8	200.5	482.5	322.1	202.0	200.5	171.1	200.0	61.3	61.2	61.9	60.6	229.90	30.26	6965.85
2006/11/21	09:38:00	1177.6	867.9	216.5	259.6	219.5	200.5	482.8	322.1	201.3	200.2	171.1	200.0	61.5	61.1	61.8	60.8	230.50	30.29	6981.85
2006/11/21	09:39:00	1176.9	865.4	216.2	258.9	218.8	199.7	481.5	338.4	201.2	200.2	171.0	200.0	59.3	58.4	60.0	58.4	229.90	30.21	6945.28
2006/11/21	09:40:00	1177.2	866.9	216.7	259.3	218.5	200.7	48												

Heat Rise Run

Rerun

Date	Time	TC1	TC2	TC3	TC4	TC5	TC6	TC7	TC8	TC9	TC10	TC11	TC12	TC13	TC14	TC15	TC16	VDC	Amps	Watts
2006/11/21	09:45:00	1177.7	866.8	217.0	259.2	219.3	201.0	481.7	347.4	202.7	201.2	171.3	200.2	61.8	61.6	62.6	61.6	229.90	30.15	6931.49
2006/11/21	09:46:00	1178.4	864.9	217.2	259.3	219.6	201.0	481.2	319.4	202.0	201.0	171.3	200.2	62.2	61.3	62.2	61.5	229.90	30.21	6945.28
2006/11/21	09:47:00	1178.0	867.2	217.2	259.2	219.5	201.2	483.7	337.3	202.5	201.0	171.3	200.2	62.2	61.5	62.2	61.6	230.00	30.21	6948.30
2006/11/21	09:48:00	1177.5	869.2	217.2	259.8	220.1	201.2	482.3	303.2	202.5	201.3	171.5	200.3	62.4	61.5	62.6	61.8	229.80	30.23	6946.85
2006/11/21	09:49:00	1177.9	868.2	217.5	259.9	219.6	201.0	482.6	322.4	202.5	201.3	171.5	200.5	62.4	61.1	62.6	61.5	229.80	30.15	6928.47
2006/11/21	09:50:00	1177.9	868.2	217.5	260.0	219.5	201.0	483.9	332.1	202.5	201.3	171.5	200.5	62.6	61.2	62.6	61.2	230.20	30.21	6954.34
2006/11/21	09:51:00	1177.5	868.4	217.5	259.7	219.0	201.3	483.1	326.4	202.5	201.3	171.5	200.5	62.4	62.1	62.4	61.1	230.00	30.23	6952.90
2006/11/21	09:52:00	1177.7	866.4	217.3	259.2	219.6	201.3	482.5	350.9	203.0	201.7	171.5	200.5	63.1	61.4	62.6	61.8	229.90	30.14	6938.23
2006/11/21	09:53:00	1177.5	868.9	217.5	259.8	220.0	201.5	483.8	355.3	202.7	201.5	171.5	200.5	62.8	61.2	62.8	61.3	230.30	30.27	6971.18
2006/11/21	09:54:00	1177.6	866.2	217.5	259.3	219.5	201.5	484.0	352.7	203.2	201.5	171.5	200.5	62.6	61.8	63.2	61.8	229.70	30.18	6932.35
2006/11/21	09:55:00	1178.2	866.2	217.7	259.5	219.6	201.5	482.7	354.2	202.7	201.5	171.8	200.5	62.8	63.0	63.0	61.5	230.40	30.28	6984.87
2006/11/21	09:56:00	1177.6	869.5	217.7	260.1	220.2	201.5	483.0	369.5	203.1	201.7	171.8	200.7	62.4	62.6	62.8	61.5	230.50	30.25	6975.65
2006/11/21	09:57:00	1178.1	871.4	217.8	258.9	220.5	201.7	482.8	343.4	203.2	201.7	171.8	200.7	62.6	62.2	63.0	61.9	230.60	30.21	6966.43
2006/11/21	09:58:00	1178.3	868.1	217.7	260.3	219.5	201.5	482.7	351.6	203.3	201.7	171.8	200.7	62.6	61.8	62.2	61.7	230.50	30.24	6973.34
2006/11/21	09:59:00	1178.3	866.5	217.8	260.4	219.5	201.8	481.5	340.7	203.2	201.7	171.8	200.7	62.4	61.9	62.6	61.7	230.10	30.26	6965.13
2006/11/21	10:00:00	1177.9	867.7	217.8	259.7	219.2	201.5	482.8	344.7	203.6	202.0	171.8	200.7	62.4	62.6	62.8	61.8	230.00	30.21	6948.30
2006/11/21	10:01:00	1177.6	869.3	218.0	259.9	219.7	201.8	482.2	360.3	203.0	202.3	171.8	200.8	63.2	62.6	62.3	62.6	230.60	30.29	6984.87
2006/11/21	10:02:00	1178.0	867.9	217.8	259.4	219.5	201.7	485.5	338.1	202.5	201.7	172.0	200.8	62.8	61.7	63.1	61.2	230.40	30.29	6978.82
2006/11/21	10:03:00	1178.1	864.7	217.8	260.3	220.0	202.0	483.7	331.1	203.2	201.7	171.8	200.8	62.8	62.8	62.6	61.2	229.90	30.27	6961.37
2006/11/21	10:04:00	1178.4	869.6	218.0	260.3	219.6	201.8	483.7	365.9	203.3	202.2	172.0	201.0	63.0	62.1	63.0	61.6	230.40	30.25	6971.90
2006/11/21	10:05:00	1178.2	869.2	218.0	259.3	219.8	201.7	483.9	341.3	203.1	202.0	172.0	201.0	63.5	62.3	63.0	62.2	230.60	30.25	6981.70
2006/11/21	10:06:00	1178.3	869.2	218.2	260.7	219.6	202.0	483.0	360.2	203.7	202.2	172.0	201.0	63.3	62.6	63.4	62.3	230.60	30.30	6987.18
2006/11/21	10:07:00	1178.7	868.9	218.2	259.3	219.7	201.8	483.7	355.8	203.2	202.0	172.1	201.0	63.3	62.1	63.5	61.8	230.50	30.29	6984.87
2006/11/21	10:08:00	1177.9	868.5	218.2	260.4	220.2	201.7	484.1	355.4	203.2	202.0	172.3	201.0	63.4	62.1	63.0	61.5	230.30	30.28	6973.48
2006/11/21	10:09:00	1177.6	868.5	218.3	260.5	220.2	202.0	484.4	365.9	203.2	202.0	172.3	201.0	63.3	61.5	63.3	61.8	230.40	30.29	6983.42
2006/11/21	10:10:00	1177.5	870.5	218.5	259.8	220.3	202.0	483.8	343.8	203.0	202.0	172.3	201.0	63.2	61.3	62.8	61.6	230.60	30.30	6987.18
2006/11/21	10:11:00	1177.3	867.9	218.3	259.9	219.5	201.8	484.6	349.6	203.3	202.0	172.5	201.2	62.6	61.7	62.6	61.1	230.40	30.29	6978.82
2006/11/21	10:12:00	1177.3	867.6	218.5	260.1	219.5	201.8	485.4	353.1	203.5	202.2	172.5	201.0	62.8	62.0	62.6	61.1	230.50	30.28	6986.46
2006/11/21	10:13:00	1177.4	869.5	218.5	259.3	219.6	202.2	481.9	373.1	203.6	202.0	172.5	201.2	62.6	61.8	62.8	61.6	230.30	30.26	6971.90
2006/11/21	10:14:00	1177.4	867.9	218.5	260.5	220.2	202.2	482.8	427.0	203.5	202.2	172.5	201.2	62.6	62.1	62.6	61.6	230.60	30.30	6987.18
2006/11/21	10:15:00	1177.2	868.9	218.5	259.7	220.0	202.2	483.1	343.2	203.5	202.0	172.6	201.2	62.6	61.3	62.6	61.4	229.60	30.27	6953.02
2006/11/21	10:16:00	1178.4	866.4	218.7	260.5	220.1	202.2	483.2	332.4	203.5	202.2	172.5	201.2	62.2	61.1	62.6	61.1	229.90	30.22	6959.07
2006/11/21	10:17:00	1178.2	868.9	218.7	260.1	220.0	202.2	482.8	349.4	203.5	202.2	172.5	201.2	62.3	61.2	62.4	60.9	229.40	30.26	6955.41
2006/11/21	10:18:00	1178.6	869.7	218.5	259.5	220.1	201.8	484.0	333.1	203.5	202.2	172.6	201.2	62.4	61.8	62.3	60.9	227.40	29.84	6785.62
2006/11/21	10:19:00	1177.9	867.8	218.7	260.8	220.0	202.5	483.3	333.0	203.3	202.2	172.6	201.2	62.6	61.3	62.4	60.9	227.40	29.84	6785.62
2006/11/21	10:20:00	1178.6	868.2	218.7	260.3	220.2	202.2	484.4	344.0	203.7	202.2	172.6	201.3	62.6	61.6	62.2	60.8	229.60	30.19	6931.62
2006/11/21	10:21:00	1178.6	868.9	218.7	259.6	220.3	202.3	486.2	342.4	203.5	202.3	172.6	201.3	62.6	61.9	62.4	60.8	230.30	30.22	6959.67
2006/11/21	10:22:00	1178.6	870.2	218.8	259.1	220.5	202.3	484.2	381.7	203.5	202.3	172.8	201.3	62.3	62.0	62.4	60.8	228.50	30.11	6895.19
2006/11/21	10:23:00	1177.9	869.4	219.0	261.1	220.0	202.5	484.9	351.8	203.6	202.3	172.8	201.3	62.6	61.5	62.6	61.3	229.50	30.17	6924.02
2006/11/21	10:24:00	1178.1	867.9	218.8	261.2	220.3	202.7	485.2	322.0	203.6	202.5	172.8	201.5	62.2	61.6	62.6	61.0	229.50	30.15	6919.43
2006/11/21	10:25:00	1178.3	872.9	219.0	260.4	219.6	202.5	486.0	310.4	204.0	202.5	172.8	201.5	61.9	61.3	62.6	61.6	230.60	30.30	6987.18
2006/11/21	10:26:00	1177.9	869.2	219.0	258.8	220.0	202.5	486.3	352.0	203.8	202.5	172.8	201.5	62.1	61.3	62.6	61.4	230.40	30.24	6973.34
2006/11/21	10:27:00	1177.4	869.9	219.0	260.0	220.2	202.5	485.2	314.2	203.7	202.5	172.8	201.5	62.6	61.5	62.6	61.3	229.90	30.17	6936.08
2006/11/21	10:28:00	1177.6	870.7	219.0	259.0	220.0	202.5	485.0	325.3	203.5	202.2	172.8	201.3	62.3	61.4	62.3	60.9	229.70	30.19	6934.64
2006/11/21	10:29:00	1178.3	866.1	219.0	259.6	219.8	202.7	484.2	358.1	203.5	202.2	173.0	201.3	62.4	61.5	62.4	61.3	228.60	30.27	6928.87
2006/11/21	10:30:00	1177.9	866.9	219.0	260.2	219.7	202.3	483.5	356.2	203.8	202.2	172.8	201.5	61.8	61.4	62.6	61.0	230.40	30.27	6974.21
2006/11/21	10:31:00	1178.3	869.2	219.1	259.8	220.5	202.3	483.2	356.3	203.8	202.3	173.0	201.5	62.1	61.3	62.3	60.6	230.40	30.26	6971.90
2006/11/21	10:32:00	1178.1	869.2	219.2	260.7	220.5	202.7	484.5	352.8	204.0	202.3	172.8	201.5	63.0	61.5	62.6	61.0	230.60	30.30	6987.18
2006/11/21	10:33:00	1177.6	868.1	219.2	259.4	220.0	202.7	484.3	356.8	203.3	202.3	173.1	201.7	63.3	61.5	61.8	60.2	230.60	30.30	6987.18
2006/11/21	10:34:00	1178.4	871.0	219.5	260.4	220.1	202.7	485.7	369.9	204.1	202.7	173.0	201.7	62.6	61.5	62.1	61.2	230.60	30.29	6984.87
2006/11/21	10:35:00	1178.3	869.0	219.5	260.3	220.6	203.1	484.5	361.6	204.0	202.8	173.1	201.7	62.6	61.6	62.8	60.6	230.50	30.31	6986.46
2006/11/21	10:36:00	1178.8	869.5	219.6	260.1	219.8	203.0	484.5	399.5	204.3	202.7	173.1	201.7	62.6	62.3	62.6	60.8	230.60	30.31	6989.49
2006/11/21	10:37:00	1178.7	867.2	219.7	259.2	219.6	203.3	484.5	343.2	204.5	203.0	173.3	201.8	62.8	61.6	63.0	61.1	230.60	30.31	6989.49
2006/11/21	10:38:00	1178.0	870.0	219.6	260.8	219.8	202.7	486.0	339.9	204.3	203.0	173.5	202.0	62.1	61.0	61.4	60.6	230.60	30.29	6984.87
2006/11/21	10:39:00	1178.0	870.0	219.7	260.4	2														

Heat Rise Run

Rerun

		TC1	TC2	TC3	TC4	TC5	TC6	TC7	TC8	TC9	TC10	TC11	TC12	TC13	TC14	TC15	TC16	VDC	Amps	Watts	
3-602	Date	Time																			
for Model AOS-025, AOS-050, and AOS-100 Transport Packages, Rev. G, July 27, 2012 (Docket No. 71-9316)	2006/11/21	10:43:00	1178.3	870.2	220.0	260.5	220.3	203.6	485.0	313.0	204.6	203.1	173.5	202.0	62.4	61.6	62.6	60.9	230.60	30.30	6989.49
	2006/11/21	10:44:00	1178.6	865.4	220.0	260.6	220.5	203.3	484.5	325.0	204.8	203.2	173.6	202.2	62.8	61.9	62.6	60.9	230.70	30.31	6992.52
	2006/11/21	10:45:00	1179.3	865.7	220.1	260.1	221.1	203.5	485.4	327.6	204.8	203.2	173.6	202.2	62.6	62.1	62.8	61.4	230.70	30.31	6992.52
	2006/11/21	10:46:00	1178.6	872.7	220.0	260.3	220.5	203.3	485.2	341.9	205.1	203.2	173.8	202.2	62.8	62.0	62.6	61.3	230.60	30.31	6989.49
	2006/11/21	10:47:00	1178.6	871.4	220.1	260.7	220.2	203.5	486.2	351.0	204.5	203.2	173.8	202.2	62.8	61.6	62.6	60.9	230.70	30.31	6992.52
	2006/11/21	10:48:00	1178.6	871.0	220.2	261.1	220.9	203.5	487.4	357.6	204.7	203.3	173.8	202.3	62.4	61.5	62.6	60.9	230.50	30.29	6984.15
	2006/11/21	10:49:00	1178.4	869.0	220.3	261.2	221.0	203.7	485.5	355.6	205.0	203.5	173.8	202.3	62.4	61.7	62.6	61.1	230.70	30.31	6992.52
	2006/11/21	10:50:00	1178.4	869.9	220.3	260.4	221.3	204.0	486.8	338.1	205.0	203.6	174.0	202.5	62.4	62.0	62.6	61.5	230.20	30.28	6970.46
	2006/11/21	10:51:00	1178.3	870.3	220.5	260.4	221.0	204.0	487.1	343.4	204.6	203.5	174.0	202.5	62.8	61.2	62.8	60.9	230.00	30.23	6952.90
	2006/11/21	10:52:00	1178.9	871.0	220.5	260.7	221.0	204.0	486.5	356.3	204.6	203.6	174.0	202.5	62.6	61.9	62.8	61.1	229.90	30.24	6952.18
	2006/11/21	10:53:00	1178.3	868.7	220.3	261.4	221.0	204.1	486.5	344.5	205.0	203.6	174.0	202.5	62.8	61.8	63.1	61.2	230.50	30.29	6984.15
	2006/11/21	10:54:00	1178.4	869.2	220.6	260.9	220.6	204.0	485.2	322.1	205.1	203.5	174.0	202.5	62.6	61.5	62.6	61.4	229.10	30.03	6925.69
	2006/11/21	10:55:00	1179.0	869.9	220.6	260.5	220.9	204.0	486.3	323.4	205.2	203.5	174.0	202.7	62.2	61.8	62.8	61.5	229.80	30.21	6946.85
	2006/11/21	10:56:00	1179.6	872.5	220.7	259.8	220.3	204.2	486.6	365.8	205.3	204.0	174.0	202.7	62.4	61.4	62.8	61.8	229.60	30.20	6936.22
	2006/11/21	10:57:00	1179.3	871.3	220.9	260.6	221.3	204.2	487.1	309.1	205.5	204.0	174.0	202.7	62.8	61.5	62.8	61.2	230.10	30.23	6955.92
	2006/11/21	10:58:00	1178.8	869.4	220.9	260.6	221.3	204.2	486.5	322.9	205.2	204.2	174.0	202.7	63.0	61.6	62.4	61.2	230.50	30.28	6985.60
	2006/11/21	10:59:00	1178.6	871.2	220.9	260.5	221.2	204.5	484.7	321.9	205.5	204.1	174.0	202.7	63.0	61.8	62.6	61.0	230.20	30.26	6965.85
	2006/11/21	11:00:00	1178.6	872.8	221.0	261.4	221.6	204.6	486.2	343.1	205.7	204.2	174.3	202.7	62.8	62.1	62.8	61.2	230.60	30.30	6989.49
	2006/11/21	11:01:00	1178.3	870.3	221.0	260.7	221.2	204.6	486.8	341.6	205.6	204.1	174.5	202.8	62.8	61.8	62.8	61.6	230.60	30.25	6981.70
	2006/11/21	11:02:00	1178.8	869.5	221.0	261.6	220.9	204.5	485.7	332.1	205.5	204.2	174.5	202.8	63.0	62.0	62.8	61.8	230.40	30.24	6967.30
	2006/11/21	11:03:00	1179.0	869.4	221.2	260.1	221.7	204.7	486.2	319.4	205.5	204.3	174.3	203.0	63.2	62.0	63.0	61.6	230.60	30.30	6987.18
	2006/11/21	11:04:00	1179.4	866.8	221.3	260.1	221.4	204.5	486.5	312.2	205.3	204.3	174.5	203.0	63.5	62.4	63.0	61.3	230.30	30.24	6964.27
	2006/11/21	11:05:00	1178.8	868.9	221.4	260.8	221.2	204.7	487.4	338.9	205.7	204.5	174.3	203.0	63.2	62.8	62.2	61.3	230.10	30.25	6965.13
	2006/11/21	11:06:00	1179.0	868.2	221.2	261.2	221.1	205.0	486.0	342.1	205.8	204.6	174.3	203.0	63.2	62.8	62.2	61.7	230.40	30.28	6979.54
	2006/11/21	11:07:00	1179.0	869.4	221.6	261.1	221.5	205.0	487.8	323.6	206.0	204.7	174.6	203.1	63.5	62.8	63.3	62.1	230.40	30.27	6974.21
	2006/11/21	11:08:00	1179.4	872.8	221.6	261.9	221.9	205.2	488.2	334.8	206.3	204.7	174.5	203.1	63.2	62.8	63.3	61.8	230.30	30.26	6968.88
	2006/11/21	11:09:00	1179.4	872.4	221.6	261.3	221.7	205.0	488.3	342.1	206.3	204.8	174.5	203.1	63.4	62.6	63.1	62.1	230.10	30.24	6958.22
	2006/11/21	11:10:00	1179.3	869.5	221.5	262.4	221.8	205.0	486.8	331.4	206.2	204.8	174.5	203.1	63.4	62.8	63.4	62.0	229.80	30.21	6942.26
	2006/11/21	11:11:00	1179.2	872.7	221.6	261.2	221.5	205.2	487.6	380.5	206.7	205.0	174.5	203.2	64.4	63.3	63.6	62.8	230.50	30.29	6984.15
	2006/11/21	11:12:00	1179.3	871.0	221.7	262.2	221.7	205.2	488.5	321.4	206.7	205.3	174.5	203.3	64.4	63.5	63.2	63.2	230.20	30.23	6958.95
	2006/11/21	11:13:00	1179.6	870.4	221.9	262.6	221.7	205.2	488.4	350.6	206.8	205.3	174.5	203.3	63.7	63.6	63.5	63.2	230.50	30.29	6981.85
	2006/11/21	11:14:00	1179.6	869.2	221.9	261.7	222.1	205.3	487.6	319.9	206.2	205.2	174.5	203.3	63.5	63.2	64.0	62.8	230.30	30.29	6978.09
	2006/11/21	11:15:00	1179.6	867.2	222.0	261.6	222.6	205.2	488.1	338.1	206.3	205.2	174.8	203.5	63.5	63.3	63.7	62.1	230.50	30.30	6984.15
	2006/11/21	11:16:00	1179.4	872.2	222.0	261.4	222.5	205.5	488.3	358.3	206.4	205.2	174.8	203.5	63.4	63.1	63.5	61.8	230.60	30.31	6989.49
	2006/11/21	11:17:00	1179.2	870.9	222.1	261.8	222.7	205.6	486.2	329.1	206.8	205.5	174.8	203.5	63.2	63.3	63.7	62.0	230.00	30.23	6952.90
	2006/11/21	11:18:00	1179.2	868.5	222.3	262.1	222.3	205.7	487.9	413.4	207.0	205.5	174.8	203.6	63.5	62.8	63.9	62.6	230.10	30.18	6944.42
	2006/11/21	11:19:00	1179.4	871.9	222.3	262.7	221.9	205.8	488.0	345.3	206.4	205.5	175.0	203.6	63.6	62.2	63.9	61.9	230.10	30.23	6955.92
	2006/11/21	11:20:00	1179.4	870.6	222.3	262.4	222.3	205.5	487.1	345.1	206.9	205.3	175.2	203.7	63.7	62.6	64.0	62.4	230.10	30.24	6958.22
	2006/11/21	11:21:00	1179.6	872.4	222.3	262.4	222.0	205.6	488.0	361.6	206.5	205.5	175.3	203.7	63.8	62.8	63.5	62.0	230.20	30.23	6958.95
	2006/11/21	11:22:00	1179.4	871.9	222.4	262.7	222.5	206.0	489.0	369.7	206.9	205.5	175.3	203.7	63.5	62.6	63.5	62.0	230.20	30.29	6972.76
	2006/11/21	11:23:00	1179.1	870.2	222.4	262.1	222.3	206.0	489.8	418.2	207.1	205.7	175.0	203.7	63.5	62.6	64.1	62.6	230.40	30.29	6981.12
	2006/11/21	11:24:00	1179.4	869.2	222.5	261.9	221.3	205.8	489.5	424.5	207.1	205.6	175.2	203.7	63.5	63.2	63.9	62.6	230.40	30.16	6957.20
	2006/11/21	11:25:00	1178.7	872.2	222.4	262.2	221.2	205.8	488.5	328.4	207.1	205.8	175.0	203.7	63.1	63.7	63.6	62.4	230.40	30.29	6981.12
	2006/11/21	11:26:00	1180.0	868.7	222.5	261.4	222.2	205.8	486.2	324.9	206.8	205.8	175.2	203.7	63.4	63.1	63.3	62.0	230.60	30.30	6987.18
	2006/11/21	11:27:00	1179.8	872.8	222.4	261.9	222.5	205.8	487.7	316.5	207.2	205.6	175.2	203.7	63.4	63.3	63.2	62.0	230.50	30.25	6972.63
	2006/11/21	11:28:00	1179.2	869.3	222.5	261.9	222.3	206.1	489.2	334.6	207.0	205.6	175.2	203.7	63.2	63.4	63.6	62.8	230.60	30.30	6990.21
	2006/11/21	11:29:00	1179.4	873.2	222.5	261.4	222.4	206.0	489.0	313.4	207.1	205.7	175.3	203.8	63.4	62.6	63.5	62.2	230.40	30.30	6983.42
	2006/11/21	11:30:00	1179.1	870.3	222.5	262.1	221.9	205.8	487.7	317.1	207.3	205.5	175.2	203.8	63.5	63.1	63.4	62.8	230.60	30.31	6989.49
	2006/11/21	11:31:00	1179.4	867.6	222.7	262.2	222.3	205.7	488.9	325.1	207.3	206.0	175.3	203.8	63.5	63.3	63.4	62.6	230.20	30.25	6963.55
	2006/11/21	11:32:00	1179.4	872.8	222.6	262.7	222.0	206.0	487.9	336.5	207.6	206.1	175.3	204.0	63.7	63.2	63.5	63.2	230.40	30.29	6978.82
	2006/11/21	11:33:00	1179.6	867.4	222.8	262.2	223.3	206.1	488.0	318.9	207.6	206.0	175.3	204.0	63.2	63.1	64.1	62.4	230.60	30.30	6989.49
	2006/11/21	11:34:00	1180.1	869.7	222.9	261.4	223.2	206.0	488.5	316.7	207.5	206.0	175.3	204.0	63.1	63.4	63.9	62.8	230.60	30.30	6989.49
	2006/11/21	11:35:00	1179.6	873.7	223.0	261.8	222.9	206.1	488.2	3											

Heat Rise Run Rerun

Date	Time	TC1	TC2	TC3	TC4	TC5	TC6	TC7	TC8	TC9	TC10	TC11	TC12	TC13	TC14	TC15	TC16	VDC	Amps	Watts
2006/11/21	11:41:00	1179.9	871.9	223.4	262.9	222.9	206.8	489.0	335.6	208.2	206.7	175.8	204.2	63.6	63.3	63.8	63.3	230.60	30.29	6984.87
2006/11/21	11:42:00	1180.1	872.7	223.5	262.6	222.8	206.8	488.3	334.8	208.2	206.7	175.8	204.3	63.8	63.5	63.7	62.8	230.50	30.29	6981.85
2006/11/21	11:43:00	1179.9	872.7	223.5	262.9	222.9	206.9	490.5	336.6	208.3	206.7	175.8	204.3	64.0	62.8	64.2	62.8	230.20	30.23	6958.95
2006/11/21	11:44:00	1180.4	873.2	223.6	262.6	223.0	207.0	489.2	344.1	208.2	206.8	175.8	204.3	63.7	62.8	64.1	62.8	230.00	30.22	6950.60
2006/11/21	11:45:00	1181.4	871.9	223.7	262.4	223.0	206.7	490.0	339.1	208.5	206.9	175.8	204.3	63.9	63.4	63.9	63.3	230.10	30.26	6962.83
2006/11/21	11:46:00	1180.4	870.6	223.6	262.2	223.7	206.9	490.7	335.6	208.2	206.9	175.8	204.5	63.7	63.5	63.8	63.6	228.50	30.06	6873.28
2006/11/21	11:47:00	1179.8	873.6	223.5	262.7	223.3	207.0	488.9	326.9	208.3	206.9	175.8	204.5	63.9	63.4	63.6	63.7	230.30	30.20	6966.58
2006/11/21	11:48:00	1179.8	872.9	223.7	262.4	222.9	206.9	488.6	344.1	208.6	207.3	175.8	204.5	64.0	64.0	63.8	63.8	230.40	30.24	6967.30
2006/11/21	11:49:00	1180.3	872.8	223.8	262.2	223.0	207.0	490.3	340.8	208.5	207.6	175.8	204.5	64.4	64.0	64.1	64.0	230.50	30.28	6979.54
2006/11/21	11:50:00	1180.0	872.9	223.9	262.9	223.2	207.2	489.5	339.1	208.7	207.3	176.0	204.6	64.0	63.8	64.6	63.4	230.40	30.28	6978.82
2006/11/21	11:51:00	1180.6	872.4	223.8	263.2	223.4	207.2	490.8	394.1	208.2	207.2	176.3	204.7	63.6	63.8	64.3	62.8	230.60	30.28	6982.57
2006/11/21	11:52:00	1179.6	872.2	223.9	263.7	223.2	207.2	490.1	417.4	208.8	207.2	176.0	204.6	64.3	63.4	64.2	63.1	230.60	30.27	6986.32
2006/11/21	11:53:00	1180.1	869.2	224.1	263.2	223.5	207.5	489.7	358.9	208.2	207.1	176.2	204.7	63.9	63.2	64.0	62.6	230.20	30.25	6963.55
2006/11/21	11:54:00	1180.4	870.8	223.9	263.4	223.3	207.3	489.5	347.8	208.4	207.3	176.3	204.7	63.7	63.4	63.6	62.2	230.50	30.29	6981.85
2006/11/21	11:55:00	1180.1	874.4	224.0	262.7	223.1	207.1	491.3	434.3	208.5	207.3	176.5	204.7	63.7	62.8	63.9	62.1	230.20	30.26	6965.85
2006/11/21	11:56:00	1179.9	872.1	224.2	262.4	223.6	207.1	490.2	330.4	208.7	207.3	176.5	204.8	63.8	63.5	63.8	62.4	230.30	30.26	6968.88
2006/11/21	11:57:00	1180.1	872.9	224.3	263.5	223.2	207.4	490.1	338.1	208.5	207.4	176.5	204.8	64.0	63.2	63.9	62.8	230.40	30.28	6981.12
2006/11/21	11:58:00	1180.1	874.7	224.3	263.2	223.3	207.7	489.8	337.1	208.6	207.5	176.3	204.8	64.0	63.1	64.0	63.4	230.20	30.26	6965.85
2006/11/21	11:59:00	1180.1	873.2	224.4	262.7	223.6	207.7	489.5	381.1	208.6	207.4	176.5	204.8	64.0	63.2	63.9	63.1	230.10	30.23	6964.99
2006/11/21	12:00:00	1180.5	872.1	224.5	263.2	223.9	207.7	491.2	380.4	209.0	207.6	176.5	205.0	64.1	63.6	64.2	63.0	230.10	30.12	6948.68
2006/11/21	12:01:00	1180.0	874.0	224.5	262.9	223.2	207.3	490.5	471.6	208.6	207.5	176.7	205.0	64.1	63.1	64.0	62.8	230.70	30.31	6992.52
2006/11/21	12:02:00	1179.6	873.0	224.4	263.4	222.9	207.6	489.7	457.1	209.1	207.5	176.5	205.0	63.5	63.6	64.0	63.0	230.30	30.28	6973.48
2006/11/21	12:03:00	1179.8	873.1	224.5	262.9	223.2	207.6	490.0	406.8	208.9	207.8	176.5	205.0	63.5	63.4	63.5	62.8	230.30	30.26	6968.88
2006/11/21	12:04:00	1180.3	871.4	224.5	262.9	223.9	207.6	490.5	421.0	208.9	207.8	176.5	205.0	63.9	63.5	64.2	62.8	230.00	30.20	6952.04
2006/11/21	12:05:00	1180.3	874.3	224.5	263.9	223.2	207.4	490.2	421.2	208.6	207.6	176.7	205.1	63.7	63.7	63.9	62.8	230.60	30.29	6989.49
2006/11/21	12:06:00	1180.1	872.5	224.6	263.4	223.2	207.7	488.9	356.1	208.9	207.9	176.8	205.1	63.5	63.3	63.7	62.8	230.50	30.30	6984.15
2006/11/21	12:07:00	1180.5	870.9	224.6	262.4	223.7	208.0	489.5	350.1	209.1	207.8	176.8	205.2	63.6	63.3	63.7	62.8	230.40	30.29	6978.82
2006/11/21	12:08:00	1180.0	870.9	224.7	263.2	223.3	207.9	490.3	347.5	209.0	207.8	176.8	205.3	63.9	63.6	64.2	62.8	230.60	30.29	6987.90
2006/11/21	12:09:00	1180.4	874.0	224.8	262.1	224.2	208.0	489.7	347.9	209.2	207.5	176.8	205.2	64.2	63.9	64.4	63.3	230.20	30.28	6972.76
2006/11/21	12:10:00	1181.7	873.6	224.7	262.1	223.8	207.9	491.2	346.4	209.4	207.9	176.8	205.2	63.8	64.0	63.9	63.3	230.10	30.25	6960.53
2006/11/21	12:11:00	1180.4	873.2	224.8	262.4	223.5	208.3	491.8	450.3	209.4	207.8	176.8	205.3	64.1	63.5	64.2	63.3	230.20	30.23	6963.55
2006/11/21	12:12:00	1180.0	869.6	224.8	263.4	223.1	208.1	491.0	335.6	208.9	208.0	176.7	205.3	64.1	63.2	64.4	62.8	230.10	30.23	6965.13
2006/11/21	12:13:00	1180.4	875.4	224.9	263.4	223.5	208.0	491.7	420.8	209.4	207.9	176.8	205.5	63.8	62.8	64.1	62.8	230.20	30.28	6970.46
2006/11/21	12:14:00	1180.3	872.2	224.9	263.0	223.4	208.3	491.9	325.8	209.4	208.1	177.0	205.5	64.1	63.4	63.8	63.2	229.70	30.12	6936.94
2006/11/21	12:15:00	1179.9	872.5	225.0	263.4	223.7	208.0	491.5	321.5	209.2	208.0	177.0	205.5	64.3	63.4	63.7	63.1	230.20	30.24	6964.27
2006/11/21	12:16:00	1180.3	870.5	225.0	263.7	223.9	208.2	491.7	321.2	209.1	207.9	177.0	205.5	63.9	63.6	64.4	63.5	229.80	30.20	6939.96
2006/11/21	12:17:00	1180.4	870.7	225.0	263.8	223.5	208.3	490.5	325.8	209.5	208.1	177.0	205.6	64.1	63.7	64.4	63.1	229.50	30.19	6928.61
2006/11/21	12:18:00	1180.8	870.9	225.1	263.0	223.6	208.2	490.0	336.7	209.7	208.0	177.0	205.5	63.9	63.5	64.2	63.1	228.80	30.27	6944.08
2006/11/21	12:19:00	1180.3	869.3	224.9	262.6	223.4	208.1	490.0	331.6	209.9	208.1	176.8	205.5	64.2	63.9	63.3	63.8	230.10	30.23	6969.73
2006/11/21	12:20:00	1181.0	870.0	224.9	262.1	222.7	208.1	491.3	313.4	209.8	208.2	176.8	205.5	65.1	64.0	63.4	63.5	229.50	30.17	6924.02
2006/11/21	12:21:00	1180.3	871.7	225.0	263.2	223.3	208.1	490.8	319.8	209.3	208.1	176.8	205.5	63.1	64.6	64.0	63.5	228.60	30.29	6924.29
2006/11/21	12:22:00	1179.9	870.5	225.0	263.5	222.9	207.7	490.5	333.1	209.8	208.2	176.7	205.5	63.1	63.5	64.0	63.6	230.00	30.18	6947.44
2006/11/21	12:23:00	1180.3	871.3	225.0	262.9	222.9	208.0	491.1	325.9	209.5	208.5	176.8	205.3	65.3	64.8	64.1	63.9	230.10	30.28	6967.43
2006/11/21	12:24:00	1180.0	872.5	225.0	262.7	224.3	207.8	490.7	339.7	210.0	208.5	176.8	205.5	64.6	64.8	64.8	64.6	230.60	30.30	6987.18
2006/11/21	12:25:00	1180.6	872.7	225.1	263.2	223.7	207.8	489.8	339.6	209.3	208.5	176.7	205.5	64.2	64.8	64.4	64.2	230.50	30.30	6986.46
2006/11/21	12:26:00	1179.6	876.3	225.1	263.7	224.0	207.9	492.0	330.1	209.8	208.5	176.8	205.5	63.5	64.8	64.4	64.3	230.20	30.27	6981.85
2006/11/21	12:27:00	1179.9	872.5	225.2	262.1	223.0	207.9	491.8	330.1	209.6	208.6	176.8	205.5	63.1	65.0	64.6	63.9	230.20	30.31	6986.57
2006/11/21	12:28:00	1180.4	873.4	225.2	263.0	224.3	208.0	491.4	335.5	209.9	208.8	177.0	205.6	63.6	64.2	64.6	64.3	228.90	30.25	6953.98
2006/11/21	12:29:00	1180.1	870.3	225.5	263.8	223.0	208.0	490.8	315.0	210.5	209.0	177.0	205.6	63.7	64.6	64.2	64.1	230.20	30.22	6970.46
2006/11/21	12:30:00	1180.7	874.1	225.5	263.0	223.8	208.6	492.2	321.3	209.8	209.0	177.3	205.7	65.0	64.2	64.2	64.2	229.10	30.25	6930.28
2006/11/21	12:31:00	1180.1	871.1	225.6	264.5	224.3	208.2	492.7	470.5	210.5	209.3	177.2	205.8	64.2	65.1	65.1	64.6	230.50	30.26	6981.85
2006/11/21	12:32:00	1180.4	870.6	225.9	263.5	224.2	208.4	491.4	312.3	210.8	209.5	177.3	206.0	64.3	65.2	64.8	64.6	229.90	30.23	6949.88
2006/11/21	12:33:00	1180.1	873.9	225.9	264.5	224.7	208.6	492.2	322.3	211.0	209.7	177.3	206.0	65.0	65.7	64.6	64.6	230.20	30.21	6954.34
2006/11/21	12:34:00	1180.1	873.9	225.9	264.2	224.8	209.0	492.0	327.2	210.9	209.8	177.3	206.0	64.8	64.8	65.6	64.8	230.40	30.27	6974.21
2006/11/21	12:35:00	1180.8	873.4	225.6	264.4	223.5	208.5	491.9	325.8	210.2	209.3	177.5	206.0	61.9	65.0					

Heat Rise Run

Rerun

	Date	Time	TC1	TC2	TC3	TC4	TC5	TC6	TC7	TC8	TC9	TC10	TC11	TC12	TC13	TC14	TC15	TC16	VDC	Amps	Watts
3-604 for Model AOS-025, AOS-050, and AOS-100 Transport Packages, Rev. G, July 27, 2012 (Docket No. 71-9316)	2006/11/21	12:39:00	1180.1	874.9	224.4	262.6	221.3	206.0	491.0	319.5	207.7	207.5	177.0	205.1	60.4	60.6	59.8	59.2	230.30	30.27	6971.18
	2006/11/21	12:40:00	1179.6	872.9	224.6	262.4	221.4	206.9	490.0	330.9	208.5	207.6	176.8	205.0	59.7	60.1	60.1	60.0	230.00	30.25	6957.50
	2006/11/21	12:41:00	1179.9	872.1	224.7	262.7	222.8	207.1	490.5	333.7	209.0	207.9	177.0	205.0	60.6	60.4	60.4	60.4	229.90	30.19	6947.58
	2006/11/21	12:42:00	1180.7	870.5	224.9	262.4	222.8	207.3	490.1	331.1	209.2	208.2	177.0	205.1	61.5	61.6	60.8	61.1	230.60	30.28	6984.87
	2006/11/21	12:43:00	1181.4	872.9	225.2	262.7	223.4	207.2	490.6	322.0	209.3	208.8	177.0	205.3	62.6	62.4	61.7	61.7	230.50	30.29	6984.87
	2006/11/21	12:44:00	1180.5	871.4	225.5	263.4	223.6	207.9	492.1	334.4	209.7	209.1	177.3	205.5	63.3	63.5	62.6	62.6	229.90	30.22	6947.58
	2006/11/21	12:45:00	1180.8	871.4	225.7	263.5	223.9	208.3	491.0	321.4	210.0	209.2	177.3	205.7	63.7	63.7	63.2	63.1	230.60	30.27	6982.57
	2006/11/21	12:46:00	1180.3	874.0	225.9	263.4	223.5	208.6	493.5	315.5	210.1	209.5	177.5	206.0	64.6	63.9	63.3	63.1	230.10	30.25	6960.53
	2006/11/21	12:47:00	1180.9	871.2	226.1	263.5	223.3	208.9	491.9	338.6	210.6	209.8	177.8	206.1	64.1	64.6	63.4	63.4	230.10	30.19	6955.92
	2006/11/21	12:48:00	1180.8	871.7	226.2	264.0	223.2	208.7	491.9	338.6	210.8	210.0	177.8	206.3	63.6	64.4	63.7	63.7	230.50	30.30	6986.46
	2006/11/21	12:49:00	1181.4	874.0	226.4	263.9	222.9	209.0	491.9	323.2	211.3	210.3	178.0	206.4	63.1	64.2	63.8	63.9	230.60	30.29	6987.18
	2006/11/21	12:50:00	1180.8	876.7	224.9	262.9	222.3	207.6	491.6	434.5	209.2	209.0	178.0	206.3	60.9	59.0	60.4	59.8	230.20	30.27	6968.15
	2006/11/21	12:51:00	1181.3	872.7	225.6	262.9	222.1	207.6	491.4	325.3	208.9	208.6	177.8	206.0	60.1	58.6	59.7	58.8	230.30	30.23	6961.97
	2006/11/21	12:52:00	1180.1	873.2	225.6	262.7	221.7	207.3	491.9	336.1	208.8	208.7	177.8	205.7	60.9	59.1	60.9	57.8	230.00	30.24	6955.20
	2006/11/21	12:53:00	1180.1	873.5	225.7	262.4	222.2	207.7	492.9	327.7	209.9	209.3	177.8	205.7	60.6	61.2	61.2	60.0	230.00	30.20	6946.00
	2006/11/21	12:54:00	1181.1	871.2	225.9	263.4	223.2	208.1	489.5	343.4	209.9	209.4	177.8	205.8	61.9	61.6	62.1	61.1	230.60	30.30	6987.18
	2006/11/21	12:55:00	1180.6	874.6	226.0	263.5	224.3	208.5	493.0	340.3	210.5	209.8	177.8	206.0	63.1	62.8	62.8	61.9	229.60	30.19	6933.92
	2006/11/21	12:56:00	1180.5	871.4	226.2	263.4	224.6	208.9	492.2	354.7	211.1	209.9	178.0	206.1	63.0	63.8	63.4	62.8	229.80	30.18	6935.36
	2006/11/21	12:57:00	1181.0	873.5	226.5	264.6	223.6	209.0	492.1	337.9	211.0	210.6	178.0	206.3	62.6	63.6	63.3	63.1	230.00	30.23	6955.20
	2006/11/21	12:58:00	1181.4	873.8	226.7	264.2	224.2	209.0	493.2	349.1	211.4	210.6	178.2	206.5	63.2	64.1	63.4	63.4	230.50	30.26	6979.54
	2006/11/21	12:59:00	1181.1	874.7	226.7	263.2	224.0	209.6	492.0	349.6	211.3	210.8	178.3	206.7	63.7	63.8	64.2	63.5	230.40	30.26	6971.90
	2006/11/21	13:00:00	1182.4	872.8	227.0	263.8	224.4	209.5	494.3	342.6	211.8	210.7	178.3	206.8	64.3	64.4	64.4	63.9	229.80	30.22	6944.56
	2006/11/21	13:01:00	1181.9	872.8	227.0	264.6	225.4	209.8	493.5	361.3	212.1	210.9	178.5	206.9	64.1	64.4	64.6	63.9	230.20	30.18	6960.38
	2006/11/21	13:02:00	1181.0	873.6	227.2	264.7	225.2	210.1	494.0	341.6	211.5	211.0	178.7	207.0	64.3	64.6	64.6	63.7	230.10	30.25	6960.53
	2006/11/21	13:03:00	1181.4	871.9	227.4	264.6	225.9	210.2	494.2	346.9	212.1	210.9	178.7	207.1	64.6	64.4	64.6	63.9	230.30	30.27	6971.18
	2006/11/21	13:04:00	1181.5	878.3	227.4	264.7	225.2	210.2	493.8	355.6	212.3	211.1	178.7	207.2	64.6	65.2	64.6	64.1	230.70	30.31	6992.52
	2006/11/21	13:05:00	1181.6	875.9	227.5	265.0	224.3	210.3	494.5	351.0	212.4	211.3	178.7	207.2	64.4	64.6	64.6	64.4	230.70	30.31	6992.52
	2006/11/21	13:06:00	1181.1	873.8	227.5	265.2	224.4	209.8	493.7	359.3	212.1	211.5	178.7	207.3	63.7	64.4	64.3	64.0	230.60	30.31	6989.49
	2006/11/21	13:07:00	1181.1	874.1	227.5	264.5	225.2	209.9	493.2	372.3	212.5	211.2	178.8	207.3	63.6	64.8	64.3	64.3	230.70	30.31	6992.52
	2006/11/21	13:08:00	1181.9	873.6	227.5	264.6	224.5	210.2	493.3	352.1	212.1	211.5	178.8	207.3	64.3	64.6	64.8	64.3	230.70	30.31	6992.52
	2006/11/21	13:09:00	1181.6	876.4	227.7	265.7	223.9	210.3	494.3	352.9	212.3	211.6	178.8	207.3	63.7	64.8	64.6	64.1	230.70	30.31	6992.52
	2006/11/21	13:10:00	1181.7	875.2	227.7	264.4	225.2	210.4	494.4	355.7	212.2	211.7	178.8	207.4	63.8	65.2	64.6	64.2	230.70	30.31	6992.52
	2006/11/21	13:11:00	1181.3	873.4	227.7	265.1	226.0	210.4	493.5	400.8	212.6	211.8	179.0	207.4	64.6	65.1	64.8	64.0	230.70	30.31	6992.52
	2006/11/21	13:12:00	1181.5	875.4	227.9	265.1	225.5	210.5	493.2	417.5	212.9	211.8	179.0	207.4	64.6	64.8	65.0	63.7	230.70	30.32	6994.82
	2006/11/21	13:13:00	1181.0	873.5	227.9	265.6	224.9	210.2	494.0	349.0	212.4	211.9	179.2	207.5	63.5	64.6	64.6	64.1	230.60	30.31	6989.49
	2006/11/21	13:14:00	1181.0	877.9	228.0	265.0	225.2	210.6	494.0	341.0	213.1	212.1	179.2	207.6	64.0	64.2	64.6	64.3	230.70	30.31	6992.52
	2006/11/21	13:15:00	1181.4	871.3	228.0	265.0	226.1	210.6	494.4	335.1	213.2	212.4	179.2	207.6	64.8	64.6	64.8	64.6	230.70	30.31	6992.52
	2006/11/21	13:16:00	1182.0	871.6	228.0	265.1	225.6	210.8	494.0	332.7	213.0	212.2	179.2	207.7	64.3	65.1	65.1	64.6	230.60	30.31	6991.79
	2006/11/21	13:17:00	1181.7	876.4	228.2	265.6	225.7	210.9	494.1	355.9	213.2	212.4	179.4	207.7	64.6	64.8	65.3	64.6	230.70	30.30	6992.52
	2006/11/21	13:18:00	1181.6	874.7	228.2	264.8	226.2	210.8	494.0	367.8	213.4	212.6	179.2	207.7	64.6	65.4	64.8	64.8	230.70	30.31	6992.52
2006/11/21	13:19:00	1181.5	874.4	228.3	264.8	226.0	210.9	494.2	332.8	213.4	212.7	179.4	207.8	64.1	65.7	65.4	64.8	230.70	30.31	6994.82	
2006/11/21	13:20:00	1181.5	873.8	228.3	265.2	226.4	210.7	493.2	355.5	213.5	212.6	179.2	207.8	64.4	65.7	65.5	65.0	230.70	30.31	6992.52	
2006/11/21	13:21:00	1182.8	871.9	228.3	265.9	226.2	210.9	492.1	339.9	213.7	212.8	179.4	207.8	64.6	65.0	65.1	65.1	230.70	30.31	6992.52	
2006/11/21	13:22:00	1181.9	874.9	228.5	265.9	225.0	210.7	495.9	378.8	213.5	212.7	179.5	207.8	64.0	65.0	64.6	64.8	230.50	30.31	6986.46	
2006/11/21	13:23:00	1181.9	875.6	228.5	265.2	225.9	210.8	494.4	345.4	213.7	212.9	179.5	207.9	63.8	65.1	64.8	64.2	230.70	30.30	6992.52	
2006/11/21	13:24:00	1181.8	872.1	228.5	264.6	226.2	211.0	492.9	325.6	213.5	212.5	179.5	207.9	63.8	64.8						

Heat Rise Run

Rerun

Date	Time	TC1	TC2	TC3	TC4	TC5	TC6	TC7	TC8	TC9	TC10	TC11	TC12	TC13	TC14	TC15	TC16	VDC	Amps	Watts
2006/11/21	13:37:00	1182.0	874.9	229.0	265.8	225.7	211.3	493.7	338.9	213.7	213.7	180.2	208.4	63.9	64.6	64.8	64.3	230.50	30.30	6984.15
2006/11/21	13:38:00	1181.6	873.5	229.2	265.9	225.6	211.6	495.8	357.3	214.2	213.9	180.2	208.4	64.0	64.8	64.8	65.0	230.60	30.28	6982.57
2006/11/21	13:39:00	1181.7	877.1	229.3	266.3	226.7	211.5	495.7	348.9	214.4	214.0	180.2	208.4	64.6	65.3	64.6	64.4	230.70	30.31	6992.52
2006/11/21	13:40:00	1182.1	876.2	229.2	266.9	224.9	211.7	495.4	351.5	214.5	213.9	180.4	208.4	63.3	65.2	64.8	64.3	230.30	30.28	6973.48
2006/11/21	13:41:00	1182.5	875.4	229.3	265.3	226.1	211.4	495.4	416.9	214.4	214.1	180.2	208.4	63.9	64.8	64.6	64.6	230.10	30.26	6962.83
2006/11/21	13:42:00	1182.2	877.7	229.3	265.5	226.5	211.6	495.8	366.6	214.7	214.0	180.4	208.5	64.6	65.0	64.8	64.8	230.50	30.28	6979.54
2006/11/21	13:43:00	1182.2	876.5	229.5	265.8	227.0	211.3	495.7	398.3	215.1	214.2	180.5	208.6	64.6	65.4	65.4	65.4	229.80	30.24	6949.15
2006/11/21	13:44:00	1182.4	876.4	229.5	266.1	226.4	211.8	496.5	377.9	214.9	214.2	180.5	208.6	63.9	65.7	65.6	65.3	229.80	30.26	6953.75
2006/11/21	13:45:00	1182.4	878.4	229.6	265.6	226.1	211.6	496.4	378.5	215.0	214.1	180.5	208.6	64.2	65.6	65.7	65.2	230.10	30.27	6967.43
2006/11/21	13:46:00	1181.5	876.6	229.7	266.5	226.4	212.0	496.5	360.5	215.0	214.2	180.7	208.7	64.6	65.6	65.7	65.2	230.20	30.27	6968.15
2006/11/21	13:47:00	1181.0	875.9	229.8	266.3	226.4	211.9	497.2	346.6	215.2	214.4	180.7	208.8	64.4	65.5	65.2	65.1	230.20	30.26	6965.85
2006/11/21	13:48:00	1182.0	875.1	229.8	265.7	226.2	211.9	496.4	370.1	215.0	214.4	180.7	208.8	64.6	65.2	65.0	64.6	230.30	30.18	6968.56
2006/11/21	13:49:00	1182.1	877.6	229.8	266.3	225.6	211.8	496.9	374.1	214.7	214.5	180.9	208.8	64.1	65.6	65.0	64.6	230.20	30.24	6961.25
2006/11/21	13:50:00	1182.4	871.3	229.8	265.8	227.4	211.8	496.9	351.8	214.7	214.4	180.9	208.8	65.1	65.2	65.3	64.6	230.40	30.28	6983.42
2006/11/21	13:51:00	1181.9	874.4	229.8	265.1	225.9	211.6	496.2	390.6	214.6	214.6	181.0	208.9	63.8	65.2	65.2	64.2	230.50	30.28	6981.85
2006/11/21	13:52:00	1181.6	874.9	230.0	266.4	226.5	212.2	497.2	377.6	214.7	214.7	181.0	209.0	64.2	65.3	65.1	64.2	230.70	30.29	6990.93
2006/11/21	13:53:00	1182.2	877.8	230.0	266.5	226.0	212.0	496.5	364.8	215.1	214.7	181.0	209.0	64.4	65.1	64.8	64.6	230.20	30.27	6968.15
2006/11/21	13:54:00	1182.2	875.6	230.0	266.2	226.4	212.1	495.0	385.4	215.2	214.7	180.9	209.0	64.4	65.5	65.0	64.8	230.60	30.29	6984.87
2006/11/21	13:55:00	1182.5	878.1	230.1	266.5	225.9	212.3	498.1	391.8	215.0	214.6	181.0	209.0	64.1	65.7	65.1	64.4	230.60	30.30	6990.21
2006/11/21	13:56:00	1182.1	876.7	230.1	265.2	225.9	212.2	496.0	345.6	215.1	214.6	181.0	209.0	64.2	65.2	65.1	64.6	230.30	30.25	6966.58
2006/11/21	13:57:00	1182.4	873.8	230.1	266.9	226.2	212.3	496.7	343.4	215.2	214.9	181.0	209.1	64.3	65.0	65.1	64.6	230.10	30.25	6962.83
2006/11/21	13:58:00	1182.1	874.4	230.2	266.7	226.0	212.5	496.7	347.1	215.2	215.1	181.0	209.2	64.2	65.5	65.5	64.6	230.10	30.25	6960.53
2006/11/21	13:59:00	1181.9	876.0	230.3	267.0	226.4	212.2	496.2	359.3	215.2	215.2	181.0	209.2	64.2	65.3	65.3	64.2	230.30	30.22	6968.73
2006/11/21	14:00:00	1182.9	878.6	230.3	266.3	226.7	212.6	497.5	357.3	214.9	215.2	181.2	209.3	65.2	65.4	65.6	64.6	230.60	30.30	6989.49
2006/11/21	14:01:00	1182.4	876.2	230.3	266.4	225.9	212.6	497.2	354.1	215.5	215.1	181.2	209.3	64.2	65.4	65.5	65.0	229.60	30.17	6927.03
2006/11/21	14:02:00	1182.4	878.7	230.4	266.4	226.2	212.4	497.2	363.8	215.7	215.2	181.2	209.4	64.3	65.3	65.1	64.8	230.60	30.29	6987.18
2006/11/21	14:03:00	1181.7	875.9	230.4	266.1	226.5	212.5	498.3	351.0	215.2	215.2	181.2	209.3	64.6	65.4	65.2	64.8	230.10	30.23	6955.92
2006/11/21	14:04:00	1182.4	875.2	230.3	266.7	226.1	212.6	497.3	363.1	215.7	215.2	181.4	209.4	64.3	65.1	65.4	64.8	230.50	30.25	6975.65
2006/11/21	14:05:00	1181.7	877.9	230.4	266.2	226.7	212.5	497.7	406.0	215.2	215.4	181.4	209.4	64.0	65.4	65.2	64.6	230.10	30.25	6975.65
2006/11/21	14:06:00	1182.1	876.3	230.6	266.8	227.2	212.4	497.3	338.8	215.4	215.2	181.4	209.4	64.2	65.5	65.1	65.2	230.30	30.23	6961.97
2006/11/21	14:07:00	1182.0	879.2	230.4	265.9	225.4	212.1	498.2	351.5	215.5	215.2	181.2	209.3	64.2	65.0	64.6	64.8	230.40	30.27	6974.21
2006/11/21	14:08:00	1183.1	879.0	230.3	266.4	226.9	212.2	497.8	392.1	215.5	214.9	181.5	209.3	64.0	64.8	64.3	64.4	230.30	30.22	6965.71
2006/11/21	14:09:00	1183.0	877.4	230.4	265.5	226.5	212.2	495.9	360.8	215.4	214.7	181.5	209.3	65.2	65.0	65.3	64.2	230.00	30.27	6964.40
2006/11/21	14:10:00	1182.4	876.8	230.4	266.1	226.9	212.2	496.9	371.0	215.2	214.9	181.4	209.3	64.0	64.6	64.3	64.2	230.50	30.28	6984.15
2006/11/21	14:11:00	1182.1	875.9	230.7	265.8	226.5	212.4	498.4	380.3	215.4	215.5	181.5	209.4	63.9	65.4	64.4	64.8	230.20	30.20	6967.14
2006/11/21	14:12:00	1182.5	874.2	230.7	266.2	226.9	212.5	497.5	352.2	215.7	215.2	181.4	209.5	64.1	65.1	64.8	64.4	230.40	30.21	6960.38
2006/11/21	14:13:00	1181.9	874.1	230.8	266.8	226.4	212.2	497.5	368.6	215.5	215.2	181.5	209.6	64.2	64.6	65.0	65.0	229.60	30.15	6922.44
2006/11/21	14:14:00	1182.2	875.9	230.9	265.7	226.7	212.5	497.7	385.4	215.7	215.5	181.5	209.6	64.2	64.4	65.2	64.6	230.40	30.23	6971.90
2006/11/21	14:15:00	1183.2	874.3	230.9	267.2	227.2	212.4	497.3	348.4	215.9	215.5	181.7	209.6	64.0	65.3	64.8	64.3	230.10	30.23	6955.92
2006/11/21	14:16:00	1182.1	875.4	231.0	265.9	226.2	212.6	496.5	345.0	215.7	215.5	181.5	209.6	64.4	65.2	65.2	64.3	230.60	30.30	6987.18
2006/11/21	14:17:00	1182.4	877.8	230.9	265.9	226.7	212.6	495.8	396.6	215.5	215.5	181.7	209.7	64.8	65.3	65.0	64.3	230.10	30.25	6960.53
2006/11/21	14:18:00	1183.0	876.9	231.1	266.5	226.7	212.7	497.5	345.8	216.2	215.7	181.7	209.8	64.4	64.8	65.0	64.6	230.10	30.19	6946.72
2006/11/21	14:19:00	1182.7	875.7	231.2	266.3	226.7	212.6	497.7	366.0	216.2	215.7	181.7	209.8	64.2	65.6	65.2	64.8	230.20	30.27	6968.15
2006/11/21	14:20:00	1183.6	876.2	231.1	267.4	227.0	212.7	497.9	353.1	216.4	216.0	181.9	209.8	64.8	65.6	65.4	65.1	230.20	30.28	6972.76
2006/11/21	14:21:00	1182.7	877.0	231.1	267.6	226.7	213.0	497.5	347.9	216.4	216.2	182.0	209.8	64.2	65.5	65.4	65.0	230.60	30.17	6963.24
2006/11/21	14:22:00	1183.1	879.5	231.3	267.3	226.2	213.0	497.9	382.8	216.4	216.0	181.9	209.8	64.2	65.6	65.3	65.1	230.50	30.30	6987.18
2006/11/21	14:23:00	1183.4	877.2	231.3	266.4	228.0	212.9	498.2	360.2	216.2	216.0	182.2	209.8	64.6	65.7	64.8	65.0	230.20	30.26	6968.88
2006/11/21	14:24:00	1183.5	874.9	231.3	267.4	227.9	212.9	497.5	359.2	216.7	216.2	182.0	209.8	64.4	65.6	64.8	65.1	229.90	30.22	6954.47
2006/11/21	14:25:00	1182.4	879.4	231.5	266.9	228.2	212.9	497.7	358.1	216.5	216.4	182.2	209.9	65.0	65.5	65.5	65.1	230.50	30.27	6980.26
2006/11/21	14:26:00	1183.0	878.0	231.5	266.8	227.5	212.7	497.9	378.5	216.4	216.4	182.2	209.9	65.2	65.8	65.4	64.8	230.40	30.29	6981.12
2006/11/21	14:27:00	1182.9	877.7	231.6	267.4	226.4	213.2	498.5	367.3	216.5	216.5	182.2	209.9	63.8	65.2	65.4	64.8	230.20	30.22	6956.64
2006/11/21	14:28:00	1183.2	875.4	231.6	267.1	226.7	212.9	496.2	373.3	216.7	216.4	182.2	210.0	63.9	65.4	65.2	64.8	229.40	30.17	6921.00
2006/11/21	14:29:00	1182.5	878.6	231.7	267.9	227.0	213.5	498.6	368.6	216.9	216.7	182.4	210.1	64.8	65.7	65.8	65.1	230.30	30.27	6973.48
2006/11/21	14:30:00	1182.4	875.4	231.7	267.4	227.0	212.9	498.0	358.9	217.0	216.5	182.2	210.1	64.1	65.6	65.5	65.2	230.10	30.26	6967.43
2006/11/21	14:31:00	1183.6	878.6	231.7	266.9	2														

Heat Rise Run

Rerun

	Date	Time	TC1	TC2	TC3	TC4	TC5	TC6	TC7	TC8	TC9	TC10	TC11	TC12	TC13	TC14	TC15	TC16	VDC	Amps	Watts
3-006 for Model AOS-025, AOS-050, and AOS-100 Transport Packages, Rev. G, July 27, 2012 (Docket No. 71-9316) Radioactive Material Transport Packaging System Safety Analysis Report	2006/11/21	14:35:00	1183.8	878.6	231.9	267.3	226.4	213.6	498.6	360.6	217.0	216.7	182.4	210.3	64.1	65.0	65.5	65.5	230.20	30.23	6958.95
	2006/11/21	14:36:00	1184.1	877.9	231.9	266.2	227.4	213.4	498.8	362.5	217.0	216.7	182.5	210.3	65.4	65.0	65.2	65.4	230.30	30.27	6973.48
	2006/11/21	14:37:00	1183.4	877.8	232.1	266.2	227.7	213.7	497.8	379.8	217.0	216.9	182.5	210.4	65.2	65.8	65.3	65.1	230.20	30.16	6942.83
	2006/11/21	14:38:00	1182.9	879.7	232.1	267.2	227.4	213.7	498.1	338.6	217.5	216.9	182.5	210.4	65.1	66.0	65.1	65.1	229.40	30.12	6909.53
	2006/11/21	14:39:00	1182.9	878.7	232.2	267.1	228.7	213.7	498.1	346.3	217.2	217.0	182.5	210.4	65.5	65.9	65.9	65.4	230.40	30.29	6978.82
	2006/11/21	14:40:00	1183.0	878.7	232.1	267.8	227.0	213.7	499.0	349.1	217.2	217.2	182.7	210.5	65.2	66.6	65.6	65.5	230.60	30.17	6969.27
	2006/11/21	14:41:00	1182.4	878.7	232.2	267.3	228.0	213.7	497.7	353.1	217.3	217.0	182.7	210.6	64.4	65.9	65.7	65.3	230.30	30.28	6978.09
	2006/11/21	14:42:00	1183.4	877.7	232.3	268.1	227.9	213.7	498.3	377.9	217.2	217.2	182.7	210.6	64.6	65.3	65.8	65.6	230.50	30.30	6984.15
	2006/11/21	14:43:00	1183.1	877.2	232.3	267.1	227.2	213.7	498.7	349.4	217.2	217.0	182.7	210.6	64.4	66.0	65.7	65.2	230.60	30.30	6987.18
	2006/11/21	14:44:00	1183.1	878.6	232.3	267.6	228.3	213.7	499.0	376.1	217.0	217.2	182.9	210.8	64.6	66.1	65.7	65.5	229.90	30.25	6963.55
	2006/11/21	14:45:00	1182.8	879.5	232.4	267.2	228.3	213.7	499.6	409.1	217.2	217.3	182.9	210.8	65.1	66.2	66.1	65.7	230.40	30.24	6967.30
	2006/11/21	14:46:00	1182.4	876.9	232.4	268.4	228.7	214.0	498.2	354.6	217.7	217.5	182.9	210.7	66.0	65.8	66.4	65.7	230.20	30.25	6965.85
	2006/11/21	14:47:00	1182.8	873.6	232.4	267.9	227.9	213.7	499.0	362.2	217.7	217.5	182.9	210.8	65.7	66.6	66.6	65.7	230.20	30.24	6961.25
	2006/11/21	14:48:00	1183.4	874.9	232.4	267.2	228.3	213.9	498.8	355.5	217.5	217.3	182.7	210.8	65.0	66.2	66.1	65.8	230.10	30.25	6960.53
	2006/11/21	14:49:00	1183.2	877.2	232.5	268.1	228.5	213.9	497.5	368.9	217.5	217.3	183.0	210.8	65.1	66.0	66.0	65.7	230.60	30.29	6987.18
	2006/11/21	14:50:00	1183.6	878.3	232.6	267.8	228.5	213.7	498.8	363.2	217.5	217.7	183.0	210.9	65.1	65.7	65.8	65.3	230.50	30.29	6981.85
	2006/11/21	14:51:00	1183.2	879.0	232.7	267.6	227.7	214.0	500.0	373.5	218.0	217.8	183.0	210.9	65.0	65.7	65.3	65.6	229.60	30.17	6936.22
	2006/11/21	14:52:00	1182.9	879.4	232.8	268.1	227.5	214.1	499.2	375.6	217.5	217.7	183.2	210.9	65.1	65.8	65.0	65.0	230.20	30.26	6965.85
	2006/11/21	14:53:00	1182.7	877.1	232.7	267.3	228.5	214.1	499.2	352.2	217.7	217.5	183.2	211.0	64.8	65.4	65.5	65.1	230.60	30.29	6984.87
	2006/11/21	14:54:00	1183.2	877.2	232.8	266.9	227.9	213.9	499.1	352.4	217.7	217.7	183.2	211.0	64.6	65.5	64.8	64.6	230.60	30.29	6984.87
	2006/11/21	14:55:00	1183.4	877.4	232.7	266.9	227.2	213.9	499.5	357.1	217.3	217.7	183.2	210.9	64.4	65.3	65.3	64.8	230.50	30.25	6972.63
	2006/11/21	14:56:00	1183.4	878.2	232.6	267.8	227.7	214.2	499.3	381.9	217.3	217.5	183.2	211.0	64.2	65.3	65.0	64.6	230.40	30.28	6978.82
	2006/11/21	14:57:00	1183.8	877.3	232.7	267.4	228.7	214.0	499.5	345.6	217.8	217.3	183.2	210.9	65.0	65.9	65.6	64.8	230.10	30.26	6962.83
	2006/11/21	14:58:00	1184.1	878.9	232.8	266.9	228.0	213.7	499.9	369.8	217.7	217.7	183.2	211.0	63.8	65.5	65.0	64.6	230.30	30.27	6975.79
	2006/11/21	14:59:00	1183.6	878.7	232.7	267.3	228.3	214.1	499.0	349.9	217.5	217.7	183.2	210.9	64.6	65.4	65.2	64.6	230.20	30.27	6968.15
	2006/11/21	15:00:00	1183.5	876.4	232.8	267.4	228.0	214.1	498.9	335.4	217.7	218.0	183.4	211.0	64.2	65.3	65.0	64.6	230.00	30.25	6957.50
	2006/11/21	15:01:00	1183.8	877.3	233.0	267.7	228.2	214.2	498.3	325.3	217.7	217.7	183.2	211.0	64.3	65.6	64.8	64.6	230.10	30.22	6956.64
	2006/11/21	15:02:00	1183.4	875.9	232.9	267.3	228.2	214.0	498.3	356.8	217.7	217.7	183.5	211.1	64.8	65.2	65.4	64.8	229.90	30.23	6954.47
	2006/11/21	15:03:00	1183.2	876.7	233.0	267.2	228.7	214.2	499.0	385.5	217.8	217.7	183.5	211.2	65.1	65.4	65.3	64.4	230.10	30.24	6958.22
	2006/11/21	15:04:00	1184.4	875.1	233.1	266.7	228.2	214.5	499.7	368.8	218.0	217.7	183.5	211.2	64.3	64.6	65.6	64.3	229.80	30.23	6946.85
	2006/11/21	15:05:00	1183.7	877.3	233.1	267.8	227.7	214.2	497.9	370.0	217.7	218.0	183.5	211.2	64.6	65.3	65.5	64.4	230.70	30.27	6983.29
	2006/11/21	15:06:00	1183.5	877.6	233.1	267.9	228.5	214.5	500.5	361.3	218.3	218.2	183.7	211.2	64.6	64.8	65.3	64.4	230.60	30.29	6984.87
	2006/11/21	15:07:00	1183.5	875.2	233.2	267.4	228.0	214.2	500.4	367.3	218.0	218.0	183.7	211.2	64.4	65.1	65.1	64.8	230.50	29.82	6879.47
	2006/11/21	15:08:00	1183.5	878.1	233.1	266.9	226.5	213.2	499.3	425.3	217.7	217.5	183.5	211.2	63.2	64.4	63.1	63.3	230.40	30.30	6981.12
	2006/11/21	15:09:00	1183.6	875.4	233.0	267.4	226.0	213.9	498.4	353.5	217.3	217.5	183.5	211.2	63.2	64.4	63.7	63.6	230.40	30.27	6974.21
	2006/11/21	15:10:00	1183.6	877.1	232.8	266.5	226.5	213.5	499.9	353.4	216.4	216.9	183.5	211.1	63.4	62.8	63.9	62.3	230.20	30.24	6961.25
	2006/11/21	15:11:00	1183.5	878.4	232.8	266.5	226.1	213.6	500.2	367.7	217.2	216.7	183.7	211.0	62.3	62.4	63.2	61.9	229.70	30.19	6934.64
	2006/11/21	15:12:00	1183.8	880.2	232.8	267.3	227.7	213.5	500.7	358.2	217.5	217.2	183.5	210.9	63.0	62.8	62.8	62.6	230.30	30.27	6971.18
	2006/11/21	15:13:00	1183.5	877.1	232.9	266.4	227.7	213.7	500.2	382.1	217.3	217.2	183.7	211.1	64.0	63.8	63.7	63.1	230.50	30.29	6984.15
	2006/11/21	15:14:00	1183.6	877.7	233.0	267.1	228.0	214.0	498.7	352.9	217.0	217.5	183.7	211.2	63.8	64.2	64.2	63.5	230.00	30.23	6973.60
2006/11/21	15:15:00	1183.7	878.9	233.2	267.1	228.0	214.2	500.0	394.6	217.3	217.5	183.9	211.3	64.2	64.1	64.2	63.3	230.60	30.30	6990.21	
2006/11/21	15:16:00	1183.4	879.2	233.4	267.1	228.5	214.5	500.2	395.2	218.0	217.5	184.0	211.4	64.4	64.1	65.0	64.2	230.50	30.29	6981.85	
2006/11/21	15:17:00	1183.6	877.7	233.5	267.2	228.2	214.5	499.2	359.2	218.0	217.8	184.0	211.5	64.3	64.8	65.0	64.6	230.40	30.29	6978.82	
2006/11/21	15:18:00	1183.2	875.4	233.6	266.8	227.7	214.5	498.9	361.6	217.8	218.0	184.0	211.5	63.7	64.6	64.8	64.4	230.60	30.29	6984.87	
2006/11/21	15:19:00	1183.8	877.4	233.4	267.2	228.5	214.7	499.7	372.7	218.2	218.2	184.2	211.6	63.7	64.8	65.1	65.0	230.50	30.30	6986.46	
2006/11/21	15:20:00	1183.6	876.0	233.8	268.6	229.2	214.7	501.2	346.6	218.3	218.0	184.0	211.7								

Heat Rise Run

Rerun

Date	Time	TC1	TC2	TC3	TC4	TC5	TC6	TC7	TC8	TC9	TC10	TC11	TC12	TC13	TC14	TC15	TC16	VDC	Amps	Watts
2006/11/21	15:33:00	1183.1	878.7	234.6	268.4	228.8	215.5	501.0	340.5	219.3	219.5	184.7	212.3	66.0	66.1	65.9	65.7	230.50	30.29	6981.85
2006/11/21	15:34:00	1183.7	879.4	234.6	268.7	228.2	215.1	502.1	352.0	219.2	219.5	184.7	212.4	65.8	66.1	65.9	65.6	230.20	30.26	6965.85
2006/11/21	15:35:00	1184.4	880.3	234.7	269.0	229.2	215.9	501.0	364.8	219.7	219.6	184.9	212.4	65.9	65.4	65.8	65.6	230.30	30.27	6971.18
2006/11/21	15:36:00	1184.2	877.1	234.7	268.9	228.2	215.7	501.8	325.2	219.5	219.7	184.9	212.4	65.2	65.6	66.6	65.6	230.30	30.26	6971.18
2006/11/21	15:37:00	1184.2	878.4	234.7	269.0	229.2	215.7	501.6	378.8	219.5	219.7	185.0	212.4	65.4	65.7	66.3	65.4	229.80	30.20	6939.96
2006/11/21	15:38:00	1183.9	879.2	234.7	268.9	229.5	215.7	501.6	347.8	219.7	219.7	185.0	212.5	65.1	66.0	66.1	65.4	229.90	30.23	6949.88
2006/11/21	15:39:00	1183.5	881.6	234.9	269.5	229.5	215.7	501.8	325.3	219.6	219.7	185.0	212.5	65.0	66.1	66.0	65.5	230.20	30.25	6963.55
2006/11/21	15:40:00	1184.1	878.4	234.7	268.2	229.2	215.9	501.3	345.6	219.5	219.8	185.2	212.6	64.6	65.4	65.9	65.5	230.50	30.24	6982.42
2006/11/21	15:41:00	1184.1	877.8	234.9	268.7	229.0	215.9	500.0	357.8	219.5	219.8	185.2	212.6	64.6	65.4	65.9	65.5	230.50	30.29	6981.85
2006/11/21	15:42:00	1184.9	879.4	234.9	268.2	229.3	215.5	501.9	343.7	219.8	220.0	185.2	212.6	64.3	65.8	65.5	65.4	229.80	30.22	6944.56
2006/11/21	15:43:00	1184.8	877.2	234.7	268.4	229.2	215.5	501.0	348.3	220.0	219.8	185.2	212.6	65.0	65.6	65.5	65.4	230.40	30.29	6983.42
2006/11/21	15:44:00	1184.9	879.2	234.7	268.4	228.5	215.9	502.1	377.0	220.0	219.8	185.2	212.6	65.0	65.6	65.6	65.1	230.30	30.25	6973.48
2006/11/21	15:45:00	1184.4	878.3	234.9	268.1	229.2	215.7	500.7	370.9	219.2	219.6	185.2	212.6	64.3	65.8	65.3	64.8	229.80	30.18	6935.36
2006/11/21	15:46:00	1184.5	877.4	234.9	267.8	228.7	215.7	501.8	363.4	219.5	220.0	185.2	212.6	64.8	65.4	65.3	64.8	230.10	30.23	6955.92
2006/11/21	15:47:00	1183.7	878.6	234.9	269.0	228.7	215.9	502.0	340.5	220.0	220.0	185.2	212.7	64.3	65.4	65.3	64.8	230.20	30.21	6959.67
2006/11/21	15:48:00	1184.2	875.4	234.9	268.9	228.3	215.9	502.5	353.3	219.5	220.0	185.2	212.7	64.3	65.8	65.4	64.6	230.10	30.16	6960.53
2006/11/21	15:49:00	1184.1	876.8	235.1	269.2	228.5	216.0	502.4	366.1	220.0	220.0	185.4	212.7	65.3	65.8	65.7	65.3	230.40	30.28	6979.54
2006/11/21	15:50:00	1184.1	879.7	235.1	268.7	228.2	215.7	501.5	362.9	219.6	220.0	185.4	212.7	65.0	65.9	65.3	65.3	230.60	30.29	6987.90
2006/11/21	15:51:00	1183.9	880.9	235.1	267.6	228.0	216.0	501.5	471.2	220.2	220.0	185.4	212.8	65.4	66.0	65.8	65.3	230.30	30.28	6973.48
2006/11/21	15:52:00	1184.9	876.3	235.2	268.4	228.8	215.9	502.5	319.9	220.0	220.0	185.4	212.8	65.5	65.7	65.9	65.4	230.70	30.29	6987.90
2006/11/21	15:53:00	1183.8	878.2	235.2	269.2	229.3	216.0	501.7	338.6	219.5	220.0	185.4	212.8	64.6	66.1	65.9	64.8	230.60	30.30	6990.21
2006/11/21	15:54:00	1184.4	879.8	235.2	269.0	229.6	216.0	501.9	331.7	220.0	220.0	185.4	212.9	65.2	66.1	66.2	65.3	230.30	30.30	6982.70
2006/11/21	15:55:00	1184.5	878.7	235.2	269.4	229.5	216.0	502.5	357.4	220.0	220.0	185.5	212.9	65.4	65.7	65.9	65.4	230.40	30.30	6983.42
2006/11/21	15:56:00	1185.4	879.2	235.4	268.6	229.7	216.2	500.2	347.8	220.5	220.2	185.5	212.9	65.4	65.5	65.7	65.3	229.80	30.25	6951.45
2006/11/21	15:57:00	1184.7	881.0	235.5	268.9	229.5	215.7	502.1	340.5	220.5	220.3	185.7	213.0	63.9	65.4	65.4	65.4	230.60	30.29	6987.18
2006/11/21	15:58:00	1185.2	879.5	235.7	268.6	229.5	216.2	501.1	355.5	220.5	220.2	185.7	213.1	65.5	65.5	66.0	65.6	230.00	30.28	6969.00
2006/11/21	15:59:00	1184.8	877.8	235.7	269.2	230.3	216.4	503.4	331.4	220.1	220.6	185.7	213.1	65.3	65.3	66.0	65.4	230.00	30.24	6955.20
2006/11/21	16:00:00	1184.7	879.7	235.7	270.2	230.0	216.5	502.0	327.4	220.7	220.7	185.7	213.1	65.1	65.1	65.7	65.4	230.40	30.29	6978.82
2006/11/21	16:01:00	1184.6	877.3	235.9	268.7	229.0	216.5	502.9	392.6	220.6	220.7	185.7	213.2	65.3	65.1	65.9	65.6	230.10	30.25	6960.53
2006/11/21	16:02:00	1184.4	878.4	235.7	268.7	229.5	216.0	501.5	346.6	220.2	220.6	185.7	213.2	64.6	65.7	65.7	65.3	230.70	30.31	6992.52
2006/11/21	16:03:00	1183.9	878.3	235.7	268.7	229.7	216.0	501.7	337.4	220.8	220.5	185.9	213.2	64.3	65.4	65.8	65.2	230.40	30.29	6981.12
2006/11/21	16:04:00	1184.8	877.0	235.7	268.9	229.3	216.4	502.8	340.1	220.7	220.5	185.9	213.2	65.1	65.2	65.6	64.6	230.70	30.30	6990.21
2006/11/21	16:05:00	1184.8	877.8	235.7	267.4	229.0	216.0	501.9	348.6	220.8	220.7	185.7	213.2	64.3	65.6	65.3	65.0	230.60	30.30	6987.18
2006/11/21	16:06:00	1185.1	878.0	235.9	269.4	228.8	216.5	501.8	343.7	220.5	220.5	185.9	213.2	64.1	65.6	65.3	64.6	230.70	30.31	6992.52
2006/11/21	16:07:00	1185.4	876.8	235.9	269.2	228.5	216.0	501.8	350.7	220.6	220.7	185.7	213.2	63.7	65.8	65.1	65.1	230.70	30.31	6992.52
2006/11/21	16:08:00	1185.1	877.9	235.7	268.7	228.7	216.0	502.8	349.9	220.7	220.6	186.0	213.4	64.6	65.4	65.1	64.8	230.70	30.29	6990.93
2006/11/21	16:09:00	1184.2	881.4	236.0	267.9	229.3	216.5	501.0	337.9	220.3	220.8	186.0	213.4	64.4	65.4	65.2	64.8	230.30	30.29	6980.39
2006/11/21	16:10:00	1184.6	879.9	235.9	268.7	229.5	216.5	502.5	365.3	221.0	220.9	186.0	213.4	64.8	65.3	65.6	65.0	230.70	30.30	6990.21
2006/11/21	16:11:00	1184.5	877.2	235.9	269.0	229.2	215.7	502.9	351.0	220.9	220.8	186.0	213.4	64.4	65.2	65.1	64.8	230.60	30.30	6989.49
2006/11/21	16:12:00	1184.8	878.2	235.9	268.2	228.5	216.4	501.1	364.1	220.8	220.7	186.0	213.4	64.8	65.3	65.4	65.1	230.60	30.30	6991.79
2006/11/21	16:13:00	1184.5	882.1	236.0	269.0	228.0	216.2	502.5	343.5	220.6	220.9	186.2	213.4	65.4	65.5	65.5	64.8	230.60	30.31	6989.49
2006/11/21	16:14:00	1184.4	878.1	236.0	269.2	229.2	216.5	502.3	345.0	220.5	220.7	186.2	213.4	65.2	65.7	65.1	64.6	230.70	30.31	6992.52
2006/11/21	16:15:00	1184.6	881.8	235.9	268.9	229.2	216.2	503.2	384.6	220.5	220.7	186.2	213.5	64.6	65.5	65.3	64.6	230.70	30.29	6990.21
2006/11/21	16:16:00	1183.9	878.7	235.9	269.0	228.7	216.4	502.3	346.6	220.7	220.7	186.2	213.5	65.1	65.2	65.3	64.8	230.70	30.30	6992.52
2006/11/21	16:17:00	1184.2	877.5	236.0	268.7	228.7	216.4	502.0	352.0	220.9	220.6	186.2	213.5	64.8	65.7	65.1	64.6	230.60	30.30	6990.21
2006/11/21	16:18:00	1184.4	881.6	236.0	268.2	229.3	216.2	502.0	355.8	220.5	220.8	186.2	213.5	65.0	65.4	65.3	65.1	230.60	30.31	6989.49
2006/11/21	16:19:00	1184.8	879.2	236.0	269.7	229.5	216.7	502.3	374.8	220.3	220.9	186.2	213.5	64.8	65.3	65.5	65.2	230.20	30.23	6958.95
2006/11/21	16:20:00	1184.9	878.9	236.2	270.0	229.0	216.0	500.7	330.0	220.8	221.0	186.2	213.5	63.4	65.5	64.8	65.0	230.50	30.21	6966.43
2006/11/21	16:21:00	1184.9	876.2	236.2	268.9	230.0	216.7	503.0	325.6	220.7	220.9	186.4	213.5	65.1	65.6	65.2	64.6	230.70	30.31	6992.52
2006/11/21	16:22:00	1184.4	875.9	236.2	268.7	230.0	216.9	503.6	349.5	220.9	220.8	186.4	213.5	64.6	65.5	65.3	64.2	229.80	30.17	6933.07
2006/11/21	16:23:00	1184.4	878.6	236.0	269.4	229.0	216.5	503.7	336.2	220.9	220.7	186.5	213.5	63.8	65.7	65.6	63.9	230.70	30.22	6971.75
2006/11/21	16:24:00	1184.8	878.0	236.2	270.5	227.7	216.7	502.7	333.0	221.0	220.8	186.4	213.6	64.2	64.8	64.8	63.6	230.70	30.30	6990.21
2006/11/21	16:25:00	1184.9	881.4	236.2	269.2	228.2	216.7	503.0	345.5	220.7	221.2	186.5	213.6	63.6	64.6	64.0	63.9	230.50	30.28	6979.54
2006/11/21	16:26:00	1184.9	878.9	236.5	268.9	228.5	216.7	502.8	351.3	220.7	221.0	186.4	213.6	63.9	65.1	64.8	64.6	230.40	30.27	6974.21
2006/11/21	16:27:00	1184.4	882.4	236.3	269.7	229.3	216.9													

Heat Rise Run

Rerun

		TC1	TC2	TC3	TC4	TC5	TC6	TC7	TC8	TC9	TC10	TC11	TC12	TC13	TC14	TC15	TC16	VDC	Amps	Watts
Date	Time																			
2006/11/21	16:31:00	1184.2	879.0	236.5	268.7	228.7	216.7	503.0	344.2	221.4	221.0	186.5	213.6	62.8	64.8	64.4	64.1	230.70	30.30	6990.21
2006/11/21	16:32:00	1184.1	880.9	236.5	268.7	227.7	216.7	503.0	325.8	220.9	220.9	186.5	213.6	64.0	64.4	64.3	63.5	230.60	30.30	6987.18
2006/11/21	16:33:00	1183.9	880.9	236.5	269.2	228.0	216.5	503.2	336.1	221.3	220.9	186.7	213.6	63.7	64.6	64.4	63.5	230.00	30.25	6957.50
2006/11/21	16:34:00	1184.2	879.4	236.5	269.2	228.3	216.7	503.0	356.3	221.0	220.9	186.7	213.6	63.5	64.4	63.9	63.8	229.90	30.25	6954.47
2006/11/21	16:35:00	1184.5	881.6	236.5	268.6	229.0	216.2	503.0	364.0	221.3	220.8	186.7	213.7	64.1	64.8	63.5	63.7	230.10	30.24	6958.22
2006/11/21	16:36:00	1185.2	879.4	236.5	268.4	228.8	216.5	502.5	352.0	220.7	221.0	186.7	213.7	63.8	64.6	64.0	63.6	230.50	30.25	6972.63
2006/11/21	16:37:00	1183.9	880.2	236.5	269.8	227.9	216.4	503.2	333.9	220.8	220.7	186.9	213.7	63.1	64.6	63.9	64.2	230.20	30.24	6961.25
2006/11/21	16:38:00	1184.1	881.8	236.5	269.2	228.2	216.5	503.6	338.6	221.2	220.6	186.9	213.7	63.1	64.4	64.1	63.8	230.60	30.29	6987.18
2006/11/21	16:39:00	1184.5	878.4	236.7	269.2	227.9	216.7	503.5	354.4	220.9	220.8	186.7	213.7	62.6	63.8	63.3	63.1	230.20	30.26	6968.88
2006/11/21	16:40:00	1184.4	881.1	236.7	267.9	228.2	216.5	502.9	346.7	221.3	221.1	186.9	213.9	63.5	64.2	63.7	63.3	230.50	30.29	6981.85
2006/11/21	16:41:00	1184.4	884.2	236.8	269.7	229.2	216.7	503.7	351.4	221.2	221.0	187.0	213.9	64.0	64.4	64.1	63.7	229.90	30.23	6949.88
2006/11/21	16:42:00	1184.9	880.5	236.9	269.4	229.0	216.7	503.5	349.6	221.2	221.1	187.0	213.9	63.5	64.2	64.0	62.6	229.70	30.17	6939.24
2006/11/21	16:43:00	1185.1	878.4	236.9	268.7	228.2	217.2	503.5	353.0	221.5	221.1	187.0	214.0	63.5	64.4	63.8	62.8	230.70	30.30	6992.52
2006/11/21	16:44:00	1184.5	882.1	237.0	269.7	229.8	217.0	503.6	335.5	221.4	221.2	187.0	214.0	64.1	64.3	64.4	63.0	230.60	30.25	6984.73
2006/11/21	16:45:00	1183.8	881.6	237.2	269.5	228.7	217.2	503.4	335.5	221.7	221.2	187.2	214.1	63.1	64.3	63.7	63.1	230.60	30.29	6984.87
2006/11/21	16:46:00	1183.9	881.3	237.2	270.2	228.0	217.2	503.9	340.5	221.7	221.4	187.2	214.2	63.0	64.3	63.9	63.2	230.60	30.30	6989.49
2006/11/21	16:47:00	1184.5	878.2	237.2	269.2	229.8	217.2	503.4	352.7	221.9	221.3	187.4	214.2	63.5	64.6	63.9	63.1	230.00	30.23	6959.80
2006/11/21	16:48:00	1184.1	882.1	237.3	269.8	228.7	217.2	504.0	329.2	221.8	221.2	187.4	214.2	63.1	64.8	64.2	63.0	229.80	30.25	6951.45
2006/11/21	16:49:00	1185.3	881.6	237.4	270.3	228.5	217.5	505.0	326.4	221.5	221.6	187.4	214.2	63.0	64.4	64.2	63.0	230.60	30.28	6982.57
2006/11/21	16:50:00	1185.2	881.9	237.4	269.4	229.6	217.3	503.4	336.8	221.8	221.5	187.4	214.2	63.9	64.1	64.4	63.4	230.40	30.29	6978.82
2006/11/21	16:51:00	1185.2	881.5	237.4	270.5	228.8	217.2	503.4	366.5	221.9	221.8	187.7	214.4	63.1	64.2	64.2	62.8	230.10	30.23	6965.13
2006/11/21	16:52:00	1184.9	881.0	237.6	269.5	229.0	217.5	504.2	336.6	221.7	221.8	187.7	214.4	64.0	64.6	64.4	63.7	230.40	30.27	6974.21
2006/11/21	16:53:00	1185.8	881.1	237.5	270.4	229.3	217.7	505.1	351.6	221.6	221.9	187.5	214.4	64.0	63.7	63.7	62.6	230.40	30.27	6974.21
2006/11/21	16:54:00	1185.6	880.4	236.7	269.2	229.3	216.5	503.5	358.7	221.3	221.1	187.7	214.4	61.8	59.9	62.4	59.7	230.70	30.30	6990.21
2006/11/21	16:55:00	1185.1	881.1	236.7	269.8	229.0	216.7	503.4	359.4	220.9	220.9	188.4	214.4	60.2	57.9	60.8	58.4	230.60	30.31	6989.49
2006/11/21	16:56:00	1185.2	882.6	237.6	269.7	228.5	216.4	503.4	326.9	220.2	220.8	188.5	214.4	58.8	56.4	59.6	57.4	230.70	30.28	6988.62
2006/11/21	16:57:00	1184.9	880.4	237.3	269.8	227.9	217.2	505.0	341.5	220.3	220.8	188.2	214.2	58.6	57.7	59.9	57.5	230.20	30.26	6965.85
2006/11/21	16:58:00	1184.7	881.8	236.9	269.4	227.7	217.0	504.5	349.0	220.9	220.9	188.0	214.2	59.4	57.4	60.4	58.1	230.60	30.28	6982.57
2006/11/21	16:59:00	1184.7	881.4	236.3	269.9	228.5	216.5	504.7	327.1	220.5	220.5	188.5	214.2	59.1	57.4	59.7	57.4	230.60	30.29	6987.18
2006/11/21	17:00:00	1185.2	878.4	237.2	269.9	228.0	216.5	503.1	338.4	220.5	220.5	188.4	214.1	58.4	56.6	59.2	56.9	230.40	30.22	6968.73
2006/11/21	17:01:00	1185.3	880.8	237.2	269.4	228.7	216.0	504.2	338.4	219.1	220.0	188.2	214.0	57.9	55.8	58.4	56.4	230.30	30.23	6968.02
2006/11/21	17:02:00	1185.9	875.2	237.2	269.8	228.0	216.2	502.9	355.9	220.1	220.0	188.2	214.0	58.1	56.0	58.6	56.2	230.10	30.23	6955.92
2006/11/21	17:03:00	1185.4	875.4	237.3	269.7	228.5	217.0	504.0	363.8	220.0	220.1	188.2	214.1	58.6	56.4	59.3	56.2	230.30	30.29	6975.79
2006/11/21	17:04:00	1185.1	880.3	237.3	269.4	228.7	216.9	503.7	342.1	220.8	220.3	187.9	214.1	59.4	58.8	60.2	58.6	230.00	30.23	6952.90
2006/11/21	17:05:00	1185.1	877.1	237.3	269.0	229.2	217.2	503.9	334.9	220.9	220.6	187.7	214.1	60.1	59.4	61.2	59.9	230.00	30.23	6952.90
2006/11/21	17:06:00	1185.1	879.5	237.2	269.0	229.5	217.2	503.1	359.7	221.2	220.5	187.7	214.1	61.3	61.1	61.7	60.1	230.00	30.26	6959.80
2006/11/21	17:07:00	1184.6	881.1	237.5	269.8	228.5	217.5	503.6	373.7	221.7	221.0	187.7	214.2	62.2	62.6	62.8	61.7	230.30	30.25	6969.60
2006/11/21	17:08:00	1185.1	881.9	237.7	269.0	229.3	217.8	505.3	360.8	221.8	221.2	187.7	214.5	63.3	63.1	63.5	62.3	230.50	30.29	6981.85
2006/11/21	17:09:00	1185.9	879.9	237.8	269.0	229.0	217.8	505.0	357.3	221.8	221.3	187.7	214.5	62.8	63.2	63.5	61.8	230.70	30.28	6988.62
2006/11/21	17:10:00	1185.4	878.1	238.1	270.2	228.8	217.7	503.7	356.5	221.7	221.6	187.7	214.7	62.8	63.5	63.5	62.6	230.50	30.23	6981.85
2006/11/21	17:11:00	1185.1	881.5	238.1	270.6	229.2	217.7	505.3	328.3	221.9	221.6	187.9	214.7	63.0	63.0	63.8	63.1	230.50	30.26	6974.93
2006/11/21	17:12:00	1185.1	879.2	238.0	269.7	228.8	218.2	505.1	339.5	221.8	221.5	188.0	214.7	63.4	62.8	63.7	62.1	229.80	30.23	6951.45
2006/11/21	17:13:00	1185.3	878.2	238.0	269.4	228.2	218.0	504.0	344.1	222.0	221.5	187.9	214.7	62.6	63.6	63.4	62.1	230.20	30.23	6965.85
2006/11/21	17:14:00	1185.1	882.7	238.1	269.4	228.3	218.0	504.5	347.4	222.1	221.7	187.9	214.7	62.8	63.6	63.3	62.4	230.60	30.28	6982.57
2006/11/21	17:15:00	1185.1	881.9	238.1	269.5	228.5	218.0	504.2	384.9	222.0	221.7	188.0	214.7	62.6	63.6	63.3	62.1	230.10	30.23	6955.92
2006/11/21	17:16:00	1184.9	882.2	238.2	270.3	229.2	218.2	504.3	365.1	222.7	222.0	188.0	214.7	62.1	63.2	63.5	62.6	230.50	30.24	6973.34
2006/11/21	17:17:00	1184.7	877.9	238.3	269.9	229.2	218.0	502.6	348.6	222.0	222.0	188.0	214.7	62.2	63.6	63.1	62.8	230.50	30.29	6981.85
2006/11/21	17:18:00	1185.9	878.7	238.3	269.0	230.5	218.2	506.3	371.0	222.9	222.0	188.0	214.7	63.1	63.6	63.9	63.1	230.60	30.23	6977.08
2006/11/21	17:19:00	1185.9	879.9	238.3	269.0	228.3	218.0	505.1	350.9	222.6	222.0	188.0	214.7	62.8	63.1	63.6	62.1	230.20	30.23	6964.99
2006/11/21	17:20:00	1185.1	880.2	238.4	269.4	229.2	218.5	506.1	336.0	222.9	222.2	188.0	214.7	62.8	63.3	63.5	62.8	230.20	30.24	6963.55
2006/11/21	17:21:00	1186.5	878.3	238.5	270.0	229.6	218.3	505.5	336.0	223.0	222.3	188.0	214.9	62.2	63.5	63.5	63.0	230.50	30.30	6986.46
2006/11/21	17:22:00	1185.1	880.3	238.5	270.2	229.2	218.5	505.7	346.6	223.1	222.5	188.2	215.0	63.4	63.1	64.0	63.4	230.60	30.29	6987.18
2006/11/21	17:23:00	1185.1	880.7	238.6	270.9	229.5	218.5	506.6	346.6	222.9	222.6	188.4	215.0	63.1	63.2	64.2	63.5	230.40	30.24	6970.32
2006/11/21	17:24:00	1185.4	881.0	238.7	269.8	229.2	218.0	504.5	424.4</											

Heat Rise Run Rerun

		TC1	TC2	TC3	TC4	TC5	TC6	TC7	TC8	TC9	TC10	TC11	TC12	TC13	TC14	TC15	TC16	VDC	Amps	Watts
Date	Time																			
2006/11/21	17:29:00	1186.2	880.2	238.7	269.2	229.3	218.8	507.4	322.0	222.7	222.7	188.4	215.1	63.4	64.1	64.1	63.3	230.60	30.29	6984.87
2006/11/21	17:30:00	1185.5	881.9	238.8	270.0	229.3	219.1	506.8	337.9	223.2	222.7	188.4	215.1	63.9	64.2	64.6	63.1	229.80	30.18	6935.36
2006/11/21	17:31:00	1185.3	880.8	239.0	270.4	229.7	218.7	506.0	344.4	223.6	222.8	188.2	215.0	63.5	64.4	64.6	63.5	230.60	30.29	6984.87
2006/11/21	17:32:00	1185.9	881.5	238.9	271.1	230.8	219.0	506.5	344.8	223.1	223.1	188.2	215.0	63.7	63.7	64.4	64.1	230.60	30.29	6984.87
2006/11/21	17:33:00	1185.6	879.4	239.0	269.2	230.3	219.0	506.0	349.6	223.2	222.9	188.4	215.1	64.6	63.2	64.8	63.0	230.20	30.29	6979.66
2006/11/21	17:34:00	1185.2	878.7	239.0	270.4	229.0	218.8	506.2	344.3	223.3	222.9	188.4	215.1	63.5	64.6	63.9	63.2	230.60	30.29	6984.87
2006/11/21	17:35:00	1186.0	879.7	239.2	269.4	230.5	218.8	505.8	365.1	223.4	223.1	188.4	215.1	63.6	64.6	64.1	63.8	230.60	30.30	6987.18
2006/11/21	17:36:00	1185.8	882.1	239.0	269.7	229.3	219.0	506.6	349.4	223.5	223.3	188.4	215.1	63.5	63.9	64.6	63.8	230.50	30.30	6986.46
2006/11/21	17:37:00	1185.9	880.0	239.0	269.4	230.1	219.0	506.0	341.6	223.5	222.9	188.5	215.2	63.5	64.1	64.4	63.0	230.60	30.29	6984.87
2006/11/21	17:38:00	1185.4	880.9	239.1	270.4	230.6	219.2	505.0	347.8	223.5	223.0	188.5	215.2	63.9	65.0	64.4	63.3	230.50	30.30	6984.15
2006/11/21	17:39:00	1185.9	879.2	239.2	269.8	230.0	219.0	506.3	371.8	223.3	222.8	188.5	215.2	63.0	65.0	64.1	63.4	230.40	30.29	6978.82
2006/11/21	17:40:00	1185.9	881.5	239.2	270.2	229.3	219.1	506.7	331.6	223.2	223.0	188.5	215.1	63.9	64.6	63.9	63.3	230.60	30.27	6986.32
2006/11/21	17:41:00	1185.6	880.8	239.2	269.9	229.5	219.2	506.3	346.1	223.4	222.9	188.5	215.1	63.7	64.3	64.8	63.3	230.40	30.29	6978.82
2006/11/21	17:42:00	1185.5	880.2	239.2	270.3	229.7	219.2	505.0	345.5	223.5	223.0	188.5	215.1	64.1	64.4	65.0	63.3	230.30	30.28	6973.48
2006/11/21	17:43:00	1185.4	882.7	239.1	270.3	230.3	219.1	507.5	332.1	223.6	223.0	188.7	215.2	63.7	64.0	65.2	63.6	230.50	30.29	6981.85
2006/11/21	17:44:00	1185.3	881.0	239.3	270.6	230.0	219.3	507.6	339.9	223.5	222.5	188.5	215.2	63.6	63.5	64.6	62.8	230.10	30.25	6960.53
2006/11/21	17:45:00	1185.8	882.2	239.4	270.2	229.6	219.2	506.8	338.0	223.5	223.1	188.7	215.2	63.4	64.3	64.4	63.6	230.60	30.29	6987.90
2006/11/21	17:46:00	1185.6	883.4	239.4	269.9	229.7	219.2	504.7	347.2	223.4	223.2	188.7	215.2	64.3	63.9	64.2	63.5	230.60	30.29	6984.87
2006/11/21	17:47:00	1185.4	884.4	239.4	269.4	229.8	219.2	506.5	346.9	223.7	223.2	188.9	215.4	63.8	63.6	64.3	63.3	230.40	30.25	6969.60
2006/11/21	17:48:00	1185.5	883.8	239.5	270.2	228.8	219.5	506.5	341.6	223.6	223.4	188.7	215.2	63.4	64.1	63.8	63.7	230.40	30.28	6976.51
2006/11/21	17:49:00	1185.6	883.0	239.5	269.2	230.0	219.7	505.1	336.7	223.6	223.2	188.9	215.4	63.9	63.7	64.2	63.1	230.60	30.28	6982.57
2006/11/21	17:50:00	1185.6	877.7	239.5	269.4	229.0	219.5	506.9	366.9	223.8	223.3	188.9	215.4	63.7	63.3	64.6	63.0	230.60	30.28	6984.87
2006/11/21	17:51:00	1185.4	883.5	239.6	269.9	229.2	219.5	506.1	346.7	223.8	223.2	189.0	215.4	63.3	63.3	64.8	63.0	230.60	30.29	6989.49
2006/11/21	17:52:00	1185.1	882.9	239.5	270.2	228.5	219.7	505.2	358.8	223.6	223.2	189.0	215.5	63.1	63.6	64.1	63.4	230.40	30.23	6964.99
2006/11/21	17:53:00	1185.5	880.1	239.8	269.8	229.2	219.3	504.8	361.9	224.0	223.2	188.9	215.5	63.1	64.1	63.6	64.1	230.50	30.13	6944.97
2006/11/21	17:54:00	1186.0	881.9	239.9	270.2	229.6	219.5	506.5	348.7	223.8	223.3	189.0	215.4	63.3	64.1	64.0	63.7	230.50	30.27	6977.24
2006/11/21	17:55:00	1185.1	881.6	239.8	270.3	229.8	219.2	507.9	345.3	223.5	223.4	189.2	215.4	63.4	62.1	63.8	63.1	230.50	30.28	6984.15
2006/11/21	17:56:00	1185.9	879.4	239.9	269.8	229.6	219.5	505.5	333.8	223.2	223.0	189.0	215.5	63.6	61.9	64.1	61.5	230.60	30.29	6987.90
2006/11/21	17:57:00	1186.1	879.0	239.9	269.9	230.3	219.7	507.2	330.6	223.2	223.0	189.2	215.5	63.4	63.1	64.2	61.5	230.60	30.24	6982.42
2006/11/21	17:58:00	1185.4	883.0	239.9	270.7	230.4	219.7	506.0	337.9	223.6	223.6	189.2	215.5	63.0	63.6	63.6	62.8	230.60	30.30	6987.18
2006/11/21	17:59:00	1185.1	881.9	239.8	271.2	230.1	219.7	505.2	345.3	224.0	223.5	189.4	215.5	63.0	62.8	64.1	62.6	230.60	30.30	6987.18
2006/11/21	18:00:00	1186.4	882.4	239.9	270.3	228.5	219.8	508.0	327.2	223.6	223.3	189.5	215.5	63.1	62.8	63.8	62.2	230.30	30.28	6973.48
2006/11/21	18:01:00	1186.3	881.9	240.0	268.9	230.5	220.0	506.1	371.6	223.9	223.7	189.5	215.5	64.1	63.7	63.6	63.2	229.70	30.20	6936.94
2006/11/21	18:02:00	1185.9	883.0	240.2	270.4	230.0	220.0	506.3	349.9	224.2	223.7	189.5	215.7	63.7	63.2	64.6	63.0	230.10	30.21	6951.32
2006/11/21	18:03:00	1185.9	882.1	240.2	270.4	230.0	219.8	507.0	357.6	224.0	224.0	189.5	215.7	63.4	64.0	64.3	63.6	230.50	30.28	6979.54
2006/11/21	18:04:00	1185.8	881.9	240.2	270.7	230.1	220.1	506.8	340.1	224.0	223.9	189.7	215.7	64.0	63.1	64.3	63.5	230.60	30.29	6987.18
2006/11/21	18:05:00	1185.9	881.9	240.3	271.0	230.1	219.7	506.5	372.6	224.2	223.9	189.7	215.9	63.9	62.2	64.4	62.6	230.70	30.31	6992.52
2006/11/21	18:06:00	1186.8	880.5	240.3	270.9	230.9	219.8	506.2	341.0	224.3	223.7	189.7	216.0	63.0	62.8	63.6	62.6	230.40	30.29	6978.82
2006/11/21	18:07:00	1186.9	879.9	240.4	270.5	230.0	220.2	505.3	345.9	224.3	224.0	189.7	216.0	63.0	64.4	63.6	63.9	230.60	30.25	6975.65
2006/11/21	18:08:00	1186.8	879.4	240.3	271.0	231.1	220.2	507.2	360.8	224.2	223.8	189.7	215.9	64.1	63.6	64.6	62.8	230.60	30.29	6984.87
2006/11/21	18:09:00	1187.0	878.1	240.4	270.3	229.5	220.0	506.5	362.9	224.6	223.7	189.5	215.9	62.8	63.5	64.3	62.8	230.60	30.29	6987.90
2006/11/21	18:10:00	1185.6	882.4	240.4	270.9	228.7	220.0	508.0	348.7	223.8	224.1	189.5	215.7	63.7	63.6	63.3	63.3	230.40	30.29	6978.82
2006/11/21	18:11:00	1185.3	880.5	240.4	270.5	229.8	220.1	507.7	340.1	223.8	224.0	189.7	215.9	63.8	63.0	63.6	62.8	230.60	30.00	6924.00
2006/11/21	18:12:00	1185.3	879.7	240.4	270.9	228.7	219.5	507.7	330.0	223.7	223.8	189.5	215.9	63.1	62.8	63.0	63.0	230.60	30.29	6984.87
2006/11/21	18:13:00	1185.5	879.4	240.4	270.8	228.5	220.1	507.0	341.6	224.0	224.2	189.7	215.9	64.4	63.2	63.6	63.7	230.60	30.29	6984.87
2006/11/21	18:14:00	1186.8	881.3	240.4	270.8	230.1	220.0	507.5	333.8	224.3	224.2	189.5	215.9	64.0	63.6	63.9	63.5	230.70	30.31	6992.52
2006/11/21	18:15:00	1186.2	883.3	240.4	271.2	229.5	220.0	509.0	326.1	223.9	224.2	189.7	215.9	61.8	63.6	63.6	63.7	230.10	30.25	6960.53
2006/11/21	18:16:00	1186.2	882.2	240.6	271.1	230.2	219.8	506.6	351.2	224.2	224.1	189.7	216.0	63.2	63.0	63.6	63.4	230.70	30.30	6990.21
2006/11/21	18:17:00	1186.8	881.9	240.6	270.0	229.3	219.7	507.7	366.3	224.3	224.3	189.7	216.0	62.2	63.1	63.7	63.9	230.60	30.30	6987.18
2006/11/21	18:18:00	1186.9	882.9	240.4	269.9	230.2	219.7	508.7	347.9	224.2	224.0	189.7	216.0	62.6	63.6	63.4	63.1	230.60	30.29	6987.90
2006/11/21	18:19:00	1186.4	884.4	240.8	270.6	230.1	220.0	507.9	326.6	224.6	224.4	189.7	216.0	63.2	64.0	64.1	63.7	230.70	30.31	6992.52
2006/11/21	18:20:00	1186.3	882.2	240.7	271.2	229.7	220.5	508.5	349.9	224.4	224.2	189.7	216.0	64.1	63.2	63.9	63.5	230.60	30.30	6987.18
2006/11/21	18:21:00	1186.6	883.9	240.7	270.5	229.3	220.2	508.5	344.3	224.8	224.3	189.9	216.0	63.9	64.0	63.3	63.1	230.70	30.30	6992.52
2006/11/21	18:22:00	1186.6	884.9	240.9	270.7	230.2	220.1	507.2	348.7	224.2	224.7	190.0	216							

Heat Rise Run

Rerun

		TC1	TC2	TC3	TC4	TC5	TC6	TC7	TC8	TC9	TC10	TC11	TC12	TC13	TC14	TC15	TC16	VDC	Amps	Watts	
3-610	Date	Time																			
for Model AOS-025, AOS-050, and AOS-100 Transport Packages, Rev. G, July 27, 2012 (Docket No. 71-9316)	2006/11/21	18:27:00	1186.1	878.4	240.9	270.2	231.7	220.2	506.4	373.5	224.8	224.4	189.9	216.2	62.4	63.7	64.2	62.8	230.60	30.28	6982.57
	2006/11/21	18:28:00	1185.9	880.8	240.9	270.6	229.3	220.2	507.6	346.7	224.6	224.6	190.0	216.2	62.1	63.5	63.4	63.3	230.60	30.31	6989.49
	2006/11/21	18:29:00	1186.3	882.7	241.1	270.3	230.1	220.3	507.7	363.8	224.7	224.0	189.9	216.2	62.8	62.6	63.3	63.1	230.50	30.29	6981.85
	2006/11/21	18:30:00	1186.0	881.6	241.1	271.6	229.0	220.3	507.9	349.0	223.9	224.6	190.0	216.2	62.6	62.8	63.1	62.8	230.60	30.30	6989.49
	2006/11/21	18:31:00	1186.5	880.0	241.1	271.4	229.5	220.5	508.0	349.6	224.4	224.5	190.2	216.2	63.2	62.3	63.7	62.6	230.70	30.30	6990.21
	2006/11/21	18:32:00	1186.6	879.7	241.2	270.0	230.0	220.5	506.7	383.7	224.8	224.9	190.0	216.2	63.0	64.2	63.0	63.6	230.70	30.30	6990.21
	2006/11/21	18:33:00	1187.2	879.8	241.3	271.2	230.8	220.7	506.0	367.1	225.1	225.0	190.0	216.2	62.4	63.9	63.0	63.3	230.60	30.30	6987.18
	2006/11/21	18:34:00	1186.9	882.5	241.2	270.9	230.0	220.6	507.7	327.5	225.0	224.8	190.2	216.4	63.8	63.4	63.7	62.8	230.60	30.29	6984.87
	2006/11/21	18:35:00	1186.0	884.3	241.3	270.7	230.8	220.5	508.0	338.0	224.9	224.5	190.5	216.4	63.2	63.1	64.0	62.1	230.20	30.25	6963.55
	2006/11/21	18:36:00	1186.2	883.6	241.3	270.8	230.9	220.5	508.5	332.9	225.1	224.7	190.5	216.4	63.0	63.5	63.8	61.8	230.60	30.28	6982.57
	2006/11/21	18:37:00	1186.4	883.3	241.2	271.6	231.2	220.8	507.2	331.1	225.0	224.7	190.4	216.4	63.4	62.4	63.5	63.0	230.60	30.30	6987.18
	2006/11/21	18:38:00	1186.6	881.1	241.2	270.2	230.8	220.9	509.0	370.7	225.2	224.8	190.2	216.5	64.0	63.5	63.8	62.6	230.10	30.23	6958.22
	2006/11/21	18:39:00	1186.2	885.6	241.4	271.8	230.0	220.6	508.7	344.6	225.2	224.8	190.5	216.5	63.1	63.5	63.5	62.6	230.30	30.29	6985.00
	2006/11/21	18:40:00	1186.2	884.8	241.4	271.1	230.8	220.8	506.7	325.8	225.2	225.0	190.5	216.5	63.2	63.5	63.4	63.5	230.10	30.25	6978.93
	2006/11/21	18:41:00	1185.9	882.4	241.4	270.7	229.8	220.9	508.7	336.4	224.1	224.7	190.5	216.5	62.6	62.8	63.8	61.7	230.60	30.22	6968.73
	2006/11/21	18:42:00	1186.2	883.5	240.7	270.5	228.2	219.5	508.0	335.7	224.2	224.5	190.5	216.5	58.8	61.7	59.8	60.4	230.10	30.22	6953.62
	2006/11/21	18:43:00	1185.8	881.3	241.2	270.7	229.0	220.0	507.7	349.5	224.3	224.3	190.5	216.2	57.7	60.6	59.6	60.0	230.30	30.27	6971.18
	2006/11/21	18:44:00	1185.8	882.6	241.1	270.9	230.2	220.0	507.1	331.7	224.3	224.0	190.4	216.0	60.6	61.0	61.2	59.3	230.10	30.30	6976.63
	2006/11/21	18:45:00	1186.4	880.2	241.2	269.9	229.2	219.7	508.7	350.1	224.5	224.1	190.2	216.0	61.2	62.0	61.7	59.8	230.40	30.30	6983.42
	2006/11/21	18:46:00	1185.6	884.2	241.1	270.4	229.0	220.0	507.6	342.6	224.5	224.1	190.2	216.0	62.2	60.9	61.6	61.3	230.40	30.28	6983.42
	2006/11/21	18:47:00	1185.6	882.2	241.3	270.2	229.6	220.2	509.5	317.6	224.5	224.0	190.5	216.0	62.4	61.1	62.6	60.6	230.60	30.29	6989.49
	2006/11/21	18:48:00	1186.2	881.4	241.4	270.7	230.0	220.5	507.7	328.0	224.1	224.1	190.5	216.2	62.6	61.7	62.6	60.6	230.60	30.30	6990.21
	2006/11/21	18:49:00	1187.1	879.8	241.6	271.2	229.5	220.5	509.0	346.1	224.9	224.3	190.5	216.4	62.8	62.8	62.8	61.6	230.50	30.30	6984.15
	2006/11/21	18:50:00	1186.6	883.4	241.6	270.7	229.8	220.5	508.8	340.3	225.2	224.9	190.5	216.5	62.8	62.6	63.1	62.8	230.60	30.30	6987.18
	2006/11/21	18:51:00	1186.8	879.2	241.7	270.4	230.0	221.1	508.5	333.5	225.7	224.8	190.5	216.5	63.4	63.2	62.8	62.6	230.70	30.29	6990.21
	2006/11/21	18:52:00	1187.7	879.4	241.7	270.4	229.7	220.7	509.7	354.3	225.2	225.0	190.7	216.5	61.4	63.4	63.0	63.0	230.50	30.29	6981.85
	2006/11/21	18:53:00	1186.8	883.0	241.7	271.4	229.5	220.9	509.5	329.1	224.9	225.0	190.9	216.5	63.2	62.0	63.3	62.1	230.60	30.28	6987.90
	2006/11/21	18:54:00	1186.6	880.3	241.9	270.7	229.5	221.1	507.2	320.2	224.7	224.7	191.0	216.7	63.0	61.8	63.3	61.7	230.60	30.30	6987.18
	2006/11/21	18:55:00	1188.1	883.2	241.9	270.2	230.5	221.4	508.7	332.8	225.7	225.0	190.7	216.7	62.2	62.6	62.8	62.2	230.10	30.23	6955.92
	2006/11/21	18:56:00	1187.3	883.3	241.9	271.0	230.2	221.2	507.2	337.6	225.5	225.6	190.7	216.7	62.6	63.2	63.2	63.2	230.20	30.22	6958.95
	2006/11/21	18:57:00	1187.2	881.9	241.9	270.7	230.0	220.8	507.2	322.7	225.5	225.6	190.9	216.7	62.8	62.1	64.1	62.4	229.60	30.15	6922.44
	2006/11/21	18:58:00	1187.0	882.2	242.1	271.5	230.1	220.9	509.0	329.4	225.0	225.1	191.0	216.9	63.3	61.3	63.4	61.6	230.60	30.30	6987.18
	2006/11/21	18:59:00	1186.6	884.3	242.1	270.8	230.4	221.2	509.3	324.8	224.8	224.7	191.2	216.9	63.0	61.3	63.4	61.2	230.60	30.29	6984.87
	2006/11/21	19:00:00	1186.5	881.3	242.1	270.6	230.1	221.3	508.5	332.8	225.1	224.8	191.0	216.9	63.3	61.3	63.9	61.7	230.00	30.23	6952.90
	2006/11/21	19:01:00	1187.3	879.9	242.1	270.8	230.4	221.2	507.9	363.1	224.6	224.7	191.0	216.9	63.5	61.9	63.4	61.2	230.70	30.23	6977.08
	2006/11/21	19:02:00	1187.4	880.0	242.2	270.5	230.9	221.1	508.3	345.1	225.2	224.7	191.0	216.9	63.1	62.8	63.2	61.9	230.70	30.24	6988.46
	2006/11/21	19:03:00	1186.6	883.9	242.2	270.9	229.0	221.4	509.4	325.6	225.7	225.2	191.0	216.9	62.8	62.8	63.1	62.4	230.20	30.23	6963.55
	2006/11/21	19:04:00	1186.6	882.4	242.1	270.6	229.2	221.5	509.5	326.6	225.6	225.2	191.0	217.0	61.6	62.0	63.7	62.0	230.20	30.23	6961.25
	2006/11/21	19:05:00	1186.5	883.1	242.2	271.1	230.4	221.5	509.0	336.1	225.7	225.4	191.2	217.0	62.6	61.9	63.5	62.6	230.50	30.27	6977.24
	2006/11/21	19:06:00	1186.0	881.9	242.2	271.7	230.3	221.3	510.7	341.1	225.6	225.2	191.2	217.0	63.3	62.0	63.6	62.2	230.50	30.29	6981.85
2006/11/21	19:07:00	1185.9	884.0	242.4	271.4	229.7	221.2	509.3	329.8	225.9	225.6	191.2	217.0	62.6	63.6	63.4	62.6	230.20	30.18	6947.44	
2006/11/21	19:08:00	1186.6	883.6	242.5	270.5	229.2	221.5	509.3	343.1	225.6	225.7	191.2	217.0	62.2	63.8	63.2	62.8	230.40	30.28	6978.82	
2006/11/21	19:09:00	1187.0	881.6	242.2	270.5	230.4	221.4	509.8	331.9	225.2	225.6	191.2	217.0	63.4	61.7	63.3	62.6	230.60	30.28	6982.57	
2006/11/21	19:10:00	1186.8	884.6	242.4	270.7	230.6	221.6	510.1	329.6	225.7	225.6	191.2	217.0	63.7	61.6	63.0	62.6	230.60	30.29	6987.18	
2006/11/21	19:11:00	1186.8	883.4	242.4	271.5	230.4	221.4	510.0	330.8	226.1	225.4	191.2	217.0	63.7	63.5	63.6	62.8	230.70	30.27	6986.32	
2006/11/21	19:12:00	1187.6	881.9	242.5	271.5	229.7	221.8	508.7	336.0	225.7	225.7	191.2	217.0								

Heat Rise Run

Rerun

Date	Time	TC1	TC2	TC3	TC4	TC5	TC6	TC7	TC8	TC9	TC10	TC11	TC12	TC13	TC14	TC15	TC16	VDC	Amps	Watts
2006/11/21	19:25:00	1187.0	882.7	242.9	271.3	230.3	221.7	509.9	333.1	226.1	225.9	191.7	217.2	62.8	62.1	63.8	62.6	229.80	30.20	6939.96
2006/11/21	19:26:00	1187.0	881.6	242.9	271.7	230.4	222.1	510.6	331.4	225.7	225.7	191.7	217.3	63.1	61.4	63.7	62.4	229.90	30.23	6960.53
2006/11/21	19:27:00	1187.3	882.7	243.0	271.1	230.9	222.3	510.3	338.0	226.1	225.7	191.5	217.3	63.8	62.3	63.4	62.6	230.20	30.24	6961.25
2006/11/21	19:28:00	1187.1	884.3	242.9	270.8	230.0	221.7	509.3	326.4	226.2	225.6	191.7	217.3	62.8	62.2	63.3	61.9	230.00	30.26	6959.80
2006/11/21	19:29:00	1187.3	881.9	243.0	271.3	229.5	221.5	509.1	336.1	226.4	225.9	191.5	217.3	63.2	62.8	63.5	63.2	230.10	30.25	6960.53
2006/11/21	19:30:00	1186.5	885.7	243.0	271.6	230.0	222.0	510.7	332.4	226.2	226.1	191.7	217.3	62.8	62.3	63.9	63.2	230.40	30.24	6974.21
2006/11/21	19:31:00	1186.6	884.3	243.2	271.7	229.7	222.0	510.1	344.0	226.0	226.1	191.7	217.5	62.1	62.8	62.8	62.8	230.30	30.23	6971.18
2006/11/21	19:32:00	1186.9	883.5	243.2	271.0	230.1	222.2	511.0	335.2	225.9	226.0	191.7	217.5	63.1	61.5	63.8	61.4	230.60	30.30	6987.18
2006/11/21	19:33:00	1186.6	881.9	243.2	272.4	230.2	222.2	510.5	335.2	226.0	225.7	191.7	217.5	62.6	61.4	63.2	61.2	230.50	30.30	6987.18
2006/11/21	19:34:00	1186.9	883.9	243.2	271.2	229.8	222.4	511.5	360.3	226.7	226.2	191.7	217.5	63.1	63.1	63.7	62.6	230.50	30.25	6979.54
2006/11/21	19:35:00	1187.3	883.3	243.4	271.4	230.7	222.3	510.9	335.1	226.1	226.2	191.7	217.5	63.8	62.8	63.8	62.6	230.60	30.29	6984.87
2006/11/21	19:36:00	1186.9	882.4	243.4	271.7	231.0	222.6	509.2	320.0	227.0	226.2	191.5	217.5	63.2	63.0	64.2	63.1	230.30	30.30	6982.70
2006/11/21	19:37:00	1186.8	885.1	243.2	271.3	230.9	222.3	508.5	326.9	226.4	226.2	191.9	217.5	63.0	61.8	63.8	61.8	230.60	30.30	6989.49
2006/11/21	19:38:00	1186.8	887.0	243.4	271.2	231.5	222.6	509.8	329.3	226.4	225.9	192.0	217.5	63.5	62.6	63.9	61.7	230.40	30.28	6979.54
2006/11/21	19:39:00	1186.5	884.1	243.4	271.8	231.1	222.7	508.5	319.9	226.2	226.1	192.0	217.5	63.0	63.3	63.9	61.8	229.90	30.21	6945.28
2006/11/21	19:40:00	1186.8	882.9	243.4	271.8	230.0	222.0	510.1	331.4	226.5	226.4	192.0	217.7	62.1	63.0	62.8	63.1	230.60	30.30	6987.18
2006/11/21	19:41:00	1186.9	885.7	243.4	271.4	231.1	222.7	510.6	327.9	226.2	226.1	192.2	217.7	62.2	62.8	63.1	61.8	230.60	30.28	6982.57
2006/11/21	19:42:00	1186.9	886.6	243.5	272.4	230.6	222.8	510.6	333.9	226.5	226.2	192.2	217.7	62.8	63.5	63.7	61.8	230.40	30.29	6978.82
2006/11/21	19:43:00	1186.9	883.7	243.5	271.3	230.8	222.7	510.6	331.5	226.9	226.7	192.2	217.8	63.1	63.9	63.6	63.4	230.60	30.22	6974.78
2006/11/21	19:44:00	1186.9	882.4	243.4	271.6	231.0	222.8	511.5	325.5	226.5	226.7	192.0	217.8	63.0	63.9	64.0	62.4	230.50	30.28	6979.54
2006/11/21	19:45:00	1187.5	884.9	243.8	272.0	230.0	222.7	511.4	327.9	226.7	226.7	192.2	217.8	62.6	63.6	63.4	62.8	230.40	30.26	6971.90
2006/11/21	19:46:00	1187.0	882.4	243.7	271.4	230.9	222.5	510.0	328.0	226.5	226.7	192.2	217.7	63.7	62.2	63.2	63.1	230.60	30.24	6976.37
2006/11/21	19:47:00	1187.1	883.9	243.8	271.9	231.2	222.7	510.2	331.4	226.7	226.1	192.0	217.8	63.3	61.8	63.8	62.8	230.40	30.28	6978.82
2006/11/21	19:48:00	1187.3	879.4	243.7	271.2	230.3	223.0	511.2	318.4	226.7	226.2	192.2	217.8	63.4	62.6	63.4	61.9	230.10	30.25	6960.53
2006/11/21	19:49:00	1186.6	885.3	243.8	271.8	231.2	222.9	510.6	319.9	227.0	226.5	192.4	217.8	62.8	62.0	63.5	61.7	230.20	30.24	6961.25
2006/11/21	19:50:00	1186.8	884.0	243.7	271.3	231.2	222.5	510.7	344.0	226.7	226.2	192.2	217.8	62.6	62.3	62.8	62.2	230.50	30.27	6977.24
2006/11/21	19:51:00	1187.2	883.8	243.7	271.6	230.7	222.9	510.3	336.0	227.0	226.5	192.4	218.0	63.1	62.0	63.2	62.2	230.10	30.25	6960.53
2006/11/21	19:52:00	1187.2	885.1	243.9	272.1	230.6	222.9	510.2	329.8	226.5	226.7	192.2	218.0	63.3	63.2	63.1	62.8	230.10	30.23	6955.92
2006/11/21	19:53:00	1187.4	882.9	243.8	271.6	231.4	222.9	510.5	338.9	227.4	226.7	192.4	218.0	63.1	63.4	63.7	62.8	230.30	30.27	6971.18
2006/11/21	19:54:00	1188.5	880.6	244.0	271.3	229.8	222.9	511.1	367.8	227.2	226.5	192.0	218.0	63.0	63.1	63.4	62.6	230.60	30.29	6987.18
2006/11/21	19:55:00	1187.7	881.4	243.9	272.2	230.8	222.8	511.5	318.1	227.2	226.9	192.2	218.0	62.6	62.4	63.1	62.6	230.60	30.29	6987.18
2006/11/21	19:56:00	1186.9	886.3	243.9	272.6	230.0	222.7	511.1	319.0	226.9	226.7	192.4	218.0	62.2	61.8	63.0	61.8	230.60	30.27	6980.26
2006/11/21	19:57:00	1187.5	882.5	244.0	271.8	230.0	222.7	510.9	340.2	226.7	226.5	192.2	218.0	62.6	62.1	62.6	62.6	230.30	30.28	6973.48
2006/11/21	19:58:00	1187.7	883.0	244.2	271.1	229.5	222.8	510.6	364.9	226.9	226.7	192.2	218.0	62.4	62.1	63.0	62.6	230.60	30.21	6972.47
2006/11/21	19:59:00	1187.7	881.9	244.2	271.1	231.4	222.9	510.5	333.5	227.2	227.0	192.5	218.0	63.3	62.6	63.2	62.8	230.60	30.30	6989.49
2006/11/21	20:00:00	1187.9	881.9	244.2	271.6	230.9	223.2	511.5	344.5	227.2	226.9	192.5	218.0	63.1	62.6	63.5	62.6	230.70	30.31	6992.52
2006/11/21	20:01:00	1188.2	882.2	244.3	271.9	231.4	222.9	511.5	320.1	227.2	227.4	192.5	218.2	62.6	63.5	63.5	62.8	230.50	30.29	6981.85
2006/11/21	20:02:00	1187.6	884.4	244.3	271.6	231.1	223.4	512.5	328.3	227.2	227.2	192.7	218.2	62.6	62.6	63.6	62.6	230.60	30.30	6989.49
2006/11/21	20:03:00	1187.3	884.6	244.3	272.0	230.0	223.3	512.2	327.1	227.5	227.4	192.7	218.2	62.4	62.6	63.3	62.4	230.70	30.30	6992.52
2006/11/21	20:04:00	1188.2	882.9	244.2	271.7	231.1	223.0	511.0	328.8	227.9	227.2	192.7	218.2	61.1	63.3	62.6	62.8	230.70	30.30	6990.21
2006/11/21	20:05:00	1187.4	883.8	244.3	271.9	231.1	223.3	512.3	334.0	227.4	227.4	192.7	218.2	63.2	61.9	63.2	62.4	230.70	30.31	6992.52
2006/11/21	20:06:00	1187.3	884.6	244.4	272.4	230.7	223.0	511.2	341.9	227.2	227.2	192.7	218.2	63.2	61.7	63.2	62.0	230.70	30.30	6992.52
2006/11/21	20:07:00	1186.9	884.1	244.5	272.1	230.4	223.3	512.5	327.1	227.2	227.2	192.7	218.2	62.4	62.0	63.5	62.2	230.70	30.31	6992.52
2006/11/21	20:08:00	1188.0	884.1	244.6	271.9	230.6	223.0	512.0	339.4	227.5	227.7	192.7	218.2	62.0	63.8	63.1	62.8	230.70	30.30	6990.21
2006/11/21	20:09:00	1187.5	884.1	244.7	272.9	231.0	222.9	511.4	327.1	227.5	227.5	192.9	218.2	63.1	61.5	63.2	62.4	230.70	30.30	6990.21
2006/11/21	20:10:00	1187.9	885.1	244.7	272.4	230.8	223.5	512.3	338.0	227.5	227.4	192.9	218.3	63.0	60.8	63.2	62.0	230.70	30.30	6992.52
2006/11/21	20:11:00	1187.7	884.9	244.9	271.5	230.9	223.6	512.3	364.3	227.9	227.7	192.7	218.3	62.3	62.3	63.1	62.6	230.60	30.30	6989.49
2006/11/21	20:12:00	1188.0	883.1	244.8	272.2	231.1	223.2	511.2	370.0	227.0	227.2	193.0	218.3	62.6	61.9	63.3	61.8	230.70	30.30	6990.21
2006/11/21	20:13:00	1188.0	883.0	244.8	272.3	231.1	223.7	511.8	349.3	227.4	227.5	192.7	218.3	62.2	62.8	63.1	61.8	230.70	30.31	6992.52
2006/11/21	20:14:00	1188.2	885.1	244.8	271.5	230.4	223.7	510.4	341.1	227.4	227.7	192.9	218.3	61.6	63.4	62.6	62.4	230.70	30.30	6992.52
2006/11/21	20:15:00	1187.1	884.6	244.9	273.0	231.2	223.6	511.0	330.3	227.9	228.0	192.7	218.3	62.3	63.4	62.4	62.8	230.60	30.31	6989.49
2006/11/21	20:16:00	1186.9	884.3	245.0	272.9	230.6	223.6	512.8	329.8	228.3	227.7	192.7	218.3	62.4	63.8	63.2	63.0	230.70	30.30	6990.21
2006/11/21	20:17:00	1187.7	883.5	245.0	270.8	230.7	223.6	511.2	360.3	227.2	227.7	192.7	218.3	62.3	62.6	62.8	62.1	230.60	30.30	6987.18
2006/11/21	20:18:00	1189.0	885.1	244.9	271.7	231.2	223.5	512.2	336.7	228.0	227.7	193.0	218.5	62.2	61.8	63.0	62.4	230.70	30.30	6992.52
2006/11/21	20:19:00	1188.3	884.9	244.8	271.2	2														

Heat Rise Run

Rerun

Date	Time	TC1	TC2	TC3	TC4	TC5	TC6	TC7	TC8	TC9	TC10	TC11	TC12	TC13	TC14	TC15	TC16	VDC	Amps	Watts
2006/11/21	20:23:00	1187.4	882.2	244.9	271.3	230.9	223.1	510.7	326.9	228.2	227.7	193.0	218.3	63.0	63.7	63.4	63.2	230.70	30.30	6990.21
2006/11/21	20:24:00	1187.3	887.3	245.0	272.9	230.4	223.4	511.8	334.4	227.9	228.0	193.0	218.5	62.8	62.8	63.7	62.4	230.70	30.30	6990.21
2006/11/21	20:25:00	1187.2	884.8	244.9	272.4	231.0	223.3	512.0	344.1	227.7	227.7	193.0	218.5	62.6	62.6	63.5	61.6	230.70	30.30	6990.21
2006/11/21	20:26:00	1187.0	886.3	245.1	271.6	231.4	223.8	512.6	324.7	227.5	227.5	193.4	218.5	62.8	62.6	63.6	61.9	230.70	30.31	6992.52
2006/11/21	20:27:00	1187.0	884.4	245.1	272.3	230.6	223.5	513.0	331.2	228.0	227.5	193.0	218.5	62.3	62.4	63.4	61.9	230.60	30.30	6987.18
2006/11/21	20:28:00	1188.1	881.9	245.1	272.2	231.1	223.8	512.0	338.9	228.0	227.7	193.2	218.5	63.1	62.0	63.1	61.8	230.70	30.30	6990.21
2006/11/21	20:29:00	1187.6	884.8	245.2	271.6	230.7	223.8	513.0	333.5	228.2	227.9	193.2	218.5	62.0	62.6	63.3	62.4	230.70	30.30	6990.21
2006/11/21	20:30:00	1188.1	884.9	245.2	271.8	231.3	224.0	512.5	332.3	227.7	227.7	193.2	218.7	63.1	61.7	63.4	61.8	230.70	30.30	6990.21
2006/11/21	20:31:00	1188.0	884.9	245.3	273.2	230.6	223.8	511.5	332.1	228.0	227.7	193.4	218.7	63.0	62.4	62.8	61.9	230.60	30.30	6987.18
2006/11/21	20:32:00	1187.3	881.6	245.3	272.4	230.4	223.4	512.6	348.8	228.2	227.9	193.2	218.7	63.5	63.2	62.4	62.4	230.60	30.30	6987.18
2006/11/21	20:33:00	1188.2	885.4	245.3	272.4	231.1	223.9	512.8	335.6	227.2	227.7	193.4	218.7	63.2	60.8	63.6	61.7	230.70	30.30	6990.21
2006/11/21	20:34:00	1187.9	883.4	245.3	272.4	231.6	223.7	511.5	346.7	227.5	227.5	193.5	218.7	63.0	60.4	63.3	60.9	230.70	30.30	6990.21
2006/11/21	20:35:00	1187.7	883.8	245.4	272.1	232.1	224.1	513.5	329.3	228.3	227.7	193.4	218.7	63.2	61.7	63.6	61.9	230.60	30.30	6987.18
2006/11/21	20:36:00	1187.4	885.6	245.4	272.6	231.7	224.2	513.2	329.2	228.0	227.9	193.4	218.7	63.0	62.8	63.6	62.6	230.70	30.29	6990.21
2006/11/21	20:37:00	1187.0	887.2	245.4	272.6	231.8	224.0	510.7	328.6	228.0	228.0	193.4	218.7	63.7	62.4	63.7	62.6	230.70	30.30	6990.21
2006/11/21	20:38:00	1187.9	884.1	245.5	272.4	232.6	224.2	512.6	331.9	228.2	228.2	193.5	218.8	63.1	62.3	63.6	63.0	230.70	30.29	6987.90
2006/11/21	20:39:00	1188.7	881.9	245.5	271.9	230.6	224.0	513.2	333.5	228.5	228.3	193.5	218.8	62.6	63.0	63.5	62.8	230.70	30.30	6990.21
2006/11/21	20:40:00	1187.3	885.6	245.5	272.7	231.2	224.1	512.2	331.9	228.2	228.5	193.5	219.0	63.7	62.6	63.9	62.8	230.70	30.30	6990.21
2006/11/21	20:41:00	1187.2	886.1	245.5	273.0	232.3	224.4	513.0	336.7	228.2	228.2	193.5	219.0	63.3	61.5	63.7	62.2	230.60	30.31	6989.49
2006/11/21	20:42:00	1187.3	884.8	245.7	272.8	231.5	224.3	512.6	337.4	228.2	228.2	193.7	219.0	62.8	61.8	63.9	62.0	230.70	30.29	6987.90
2006/11/21	20:43:00	1187.6	881.8	245.6	272.4	230.7	224.1	512.7	339.7	228.7	228.2	193.5	218.8	62.3	61.9	63.4	61.8	230.70	30.30	6990.21
2006/11/21	20:44:00	1188.3	882.5	245.6	271.2	231.4	224.1	512.2	334.3	227.9	228.2	193.4	218.8	62.8	61.8	63.2	62.4	230.70	30.30	6990.21
2006/11/21	20:45:00	1187.6	883.1	245.5	271.8	231.4	224.1	513.6	349.1	228.5	228.2	193.5	218.8	62.6	61.5	63.2	61.8	230.70	30.30	6990.21
2006/11/21	20:46:00	1187.6	884.3	245.7	272.6	231.0	224.3	513.3	352.8	228.7	228.5	193.5	218.8	62.2	62.8	63.6	62.6	230.70	30.30	6990.21
2006/11/21	20:47:00	1187.6	886.5	245.4	271.2	231.0	224.1	514.0	328.9	228.5	228.5	193.5	219.0	62.8	62.8	63.7	62.6	230.70	30.30	6990.21
2006/11/21	20:48:00	1187.6	884.3	245.7	272.3	230.7	224.4	513.7	342.4	228.7	228.7	193.7	219.0	62.8	64.6	63.5	63.7	230.60	30.28	6984.87
2006/11/21	20:49:00	1187.4	886.8	246.0	273.1	231.6	224.3	514.1	328.3	228.7	229.2	193.7	219.1	63.6	63.9	63.6	63.5	230.60	30.26	6984.01
2006/11/21	20:50:00	1187.6	888.1	245.9	271.8	231.4	224.2	513.1	329.4	228.5	229.0	193.7	219.1	62.8	63.4	63.5	63.6	229.20	30.23	6952.90
2006/11/21	20:51:00	1187.9	884.6	246.0	272.4	231.5	224.6	514.1	333.6	228.5	228.7	193.9	219.1	63.5	63.0	63.8	63.4	229.50	30.17	6924.02
2006/11/21	20:52:00	1187.3	882.9	246.1	272.6	231.1	224.7	513.4	330.8	229.0	228.7	193.9	219.1	63.5	63.4	64.4	63.1	229.70	30.20	6936.94
2006/11/21	20:53:00	1187.7	885.3	246.1	272.4	232.2	224.7	514.3	337.8	229.0	229.0	193.9	219.2	63.4	63.2	63.8	63.7	230.50	30.25	6972.63
2006/11/21	20:54:00	1187.6	886.7	246.0	272.9	231.3	224.6	514.1	348.2	229.0	229.0	194.0	219.3	63.2	63.4	63.1	63.0	230.50	30.27	6984.15
2006/11/21	20:55:00	1187.7	887.3	246.2	273.1	231.6	224.8	513.3	327.9	228.8	229.0	193.9	219.3	63.2	63.2	63.9	63.4	230.50	30.28	6982.57
2006/11/21	20:56:00	1187.5	886.1	246.3	272.8	231.5	224.9	513.9	348.7	229.3	229.2	194.0	219.3	63.2	63.6	63.9	63.2	230.60	30.26	6984.87
2006/11/21	20:57:00	1188.0	885.1	246.4	272.9	232.4	225.0	511.7	343.5	229.0	229.5	194.0	219.5	63.1	64.6	64.0	63.7	230.60	30.25	6978.68
2006/11/21	20:58:00	1187.9	888.1	246.4	272.8	231.9	225.0	513.0	337.9	229.0	229.2	194.0	219.5	63.7	63.0	64.2	63.0	230.60	30.30	6990.21
2006/11/21	20:59:00	1188.3	884.2	246.4	272.9	232.0	225.2	513.2	324.0	229.0	229.2	194.2	219.5	63.8	64.2	63.7	62.8	230.10	30.26	6969.73
2006/11/21	21:00:00	1188.3	885.1	246.7	272.8	231.6	225.1	512.8	348.5	229.7	229.7	194.2	219.5	63.1	63.9	64.0	64.1	230.50	30.28	6979.54
2006/11/21	21:01:00	1188.1	886.0	246.7	273.2	231.5	225.4	513.6	338.4	230.0	229.8	194.2	219.6	64.8	63.9	64.0	64.3	230.50	30.28	6982.57
2006/11/21	21:02:00	1188.0	886.5	246.7	273.4	232.5	225.2	515.4	329.3	229.5	229.8	194.4	219.7	64.8	63.9	64.6	64.4	230.60	30.26	6984.01
2006/11/21	21:03:00	1187.7	886.3	246.9	272.3	233.4	225.7	512.0	349.1	229.6	229.5	194.4	219.7	64.2	63.8	65.0	64.2	230.50	30.27	6980.26
2006/11/21	21:04:00	1188.7	885.1	246.9	272.7	233.0	225.7	513.2	323.8	229.6	229.5	194.4	219.7	64.0	64.4	65.0	64.6	230.00	30.25	6957.50
2006/11/21	21:05:00	1188.4	883.6	247.1	272.8	232.9	225.7	514.0	341.9	230.1	230.2	194.4	219.7	63.5	65.0	65.1	64.8	229.80	30.20	6939.96
2006/11/21	21:06:00	1187.7	887.1	246.8	273.2	232.4	225.9	514.5	340.2	229.8	230.1	194.4	219.8	64.0	64.8	64.4	64.4	230.30	30.25	6971.18
2006/11/21	21:07:00	1188.4	887.0	246.9	272.8	232.8	225.5	514.7	349.6	229.5	230.1	194.2	219.6	64.0	64.3	64.4	64.0	230.40	30.27	6978.82
2006/11/21	21:08:00	1188.3	883.9	247.0	272.3	232.3	225.6	513.3	341.3	229.6	230.4	194.4	219.7	63.2	64.3	64.3	64.0	230.00	30.23	6952.90
2006/11/21	21:09:00	1188.2	885.1	246.9	272.8	233.2	225.4	513.8	377.2	230.1	230.0	194.2	219.7	63.5	64.8	64.6	63.8	230.50	30.26	6974.93
2006/11/21	21:10:00	1187.7	887.6	246.9	273.0	231.9	225.4	514.4	341.2	229.7	229.8	194.5	219.7	63.2	64.8	63.9	64.2	229.60	30.22	6938.51
2006/11/21	21:11:00	1188.1	888.9	246.9	273.7	232.4	225.4	515.0	339.1	229.7	229.8	194.5	219.8	63.7	63.9	63.9	63.8	230.30	30.23	6961.97
2006/11/21	21:12:00	1187.7	886.3	246.9	273.0	231.6	225.5	514.4	337.1	230.0	229.8	194.5	219.8	63.6	64.2	65.1	64.0	230.10	30.26	6962.83
2006/11/21	21:13:00	1188.3	884.3	247.0	271.9	232.2	225.5	513.8	347.5	230.4	230.1	194.5	220.0	63.6	64.2	64.6	64.0	230.20	30.26	6965.85
2006/11/21	21:14:00	1188.0	886.6	246.9	272.1	231.9	225.5	513.7	341.0	230.1	230.0	194.5	220.0	63.7	63.7	64.1	63.7	230.40	30.27	6974.21
2006/11/21	21:15:00	1188.6	882.4	246.9	273.7	230.9	225.6	513.1	330.3	230.3	230.0	194.5	219.8	63.0	63.6	64.2	64.4	229.90	30.27	6963.67
2006/11/21	21:16:00	1188.6	886.9	247.1	272.8	231.2	225.6	513.0	319.7	229.5	230.0	194.5	219.7	64.2	63.7	64.0	64.1	230.60	30.29	6984.87
2006/11/21	21:17:00	1188.5	882.2	247.0	273.4															

Heat Rise Run

Rerun

Date	Time	TC1	TC2	TC3	TC4	TC5	TC6	TC7	TC8	TC9	TC10	TC11	TC12	TC13	TC14	TC15	TC16	VDC	Amps	Watts
2006/11/21	21:21:00	1188.9	886.4	247.3	273.0	231.7	225.5	514.7	335.4	230.1	230.1	194.7	219.8	63.9	64.4	63.9	63.5	230.50	30.29	6981.85
2006/11/21	21:22:00	1188.1	886.0	247.2	273.0	232.2	225.6	515.5	328.8	230.0	230.4	194.7	220.0	63.5	64.6	63.6	63.4	230.30	30.27	6971.18
2006/11/21	21:23:00	1188.1	885.6	247.4	272.6	232.3	225.4	514.7	387.8	230.4	230.2	194.5	220.0	63.5	63.8	64.4	64.0	230.60	30.29	6987.18
2006/11/21	21:24:00	1188.9	886.4	247.3	272.7	232.0	225.7	515.0	338.6	230.4	230.3	194.7	220.0	64.1	63.4	64.8	63.6	230.30	30.27	6974.21
2006/11/21	21:25:00	1188.7	886.8	247.2	273.4	233.3	226.0	514.1	338.4	230.2	230.2	194.9	220.0	63.6	63.5	64.4	62.6	230.60	30.28	6987.18
2006/11/21	21:26:00	1188.9	886.2	247.5	273.2	233.4	225.2	513.5	324.7	230.5	230.2	195.0	220.0	62.8	64.6	64.2	62.6	230.20	30.24	6961.25
2006/11/21	21:27:00	1188.0	884.8	247.6	274.1	231.8	226.0	515.2	320.9	230.0	230.5	194.9	220.0	62.6	64.4	64.1	63.6	230.30	30.30	6982.70
2006/11/21	21:28:00	1188.2	888.6	247.5	273.9	233.0	225.7	515.8	320.9	230.5	230.7	194.9	220.0	63.4	64.4	64.8	63.5	230.60	30.29	6987.90
2006/11/21	21:29:00	1188.2	885.9	247.5	273.4	232.6	225.4	514.0	329.8	230.8	230.6	194.7	220.0	63.8	64.4	64.6	63.5	229.70	30.18	6932.35
2006/11/21	21:30:00	1188.7	885.4	247.6	272.5	231.9	225.2	514.9	351.0	230.5	230.4	194.7	220.0	63.4	64.3	64.0	63.7	230.40	30.27	6977.24
2006/11/21	21:31:00	1188.6	885.4	247.6	272.5	232.3	225.6	515.1	332.9	230.2	230.5	194.7	220.0	63.0	63.9	63.6	63.5	230.60	30.29	6984.87
2006/11/21	21:32:00	1188.9	889.1	247.6	272.1	233.0	225.7	515.1	350.4	230.5	230.5	194.7	220.0	64.1	63.9	64.4	64.2	230.60	30.27	6984.87
2006/11/21	21:33:00	1189.0	886.7	247.6	272.8	233.0	225.6	513.8	352.5	230.4	230.6	194.9	220.1	63.3	64.8	63.2	64.0	230.50	30.28	6981.85
2006/11/21	21:34:00	1189.0	885.9	247.5	272.0	233.1	226.1	513.7	321.9	230.2	230.6	194.9	220.1	63.7	63.7	63.6	63.2	230.30	30.26	6973.48
2006/11/21	21:35:00	1189.0	882.9	247.5	273.4	232.5	225.7	514.3	343.9	230.6	230.6	194.9	220.1	63.3	63.8	63.4	63.4	230.20	30.23	6958.95
2006/11/21	21:36:00	1188.5	881.5	247.7	274.2	232.5	226.1	514.7	335.7	230.3	230.8	194.9	220.1	63.7	63.6	64.0	63.8	229.90	30.21	6945.28
2006/11/21	21:37:00	1188.4	887.5	247.8	272.9	231.6	226.0	514.9	370.5	230.9	230.5	195.0	220.2	64.6	63.6	64.1	63.6	230.20	30.23	6958.95
2006/11/21	21:38:00	1189.0	885.3	247.8	273.1	232.6	226.0	514.6	349.6	230.6	230.7	195.0	220.2	63.0	63.7	64.0	63.6	230.40	30.28	6976.51
2006/11/21	21:39:00	1188.6	880.5	247.8	273.4	232.8	226.2	514.7	335.1	231.2	230.9	195.2	220.2	63.8	63.4	64.0	63.8	230.50	30.29	6986.46
2006/11/21	21:40:00	1188.7	883.0	247.8	273.0	233.8	226.1	515.7	325.5	231.0	230.8	195.0	220.3	63.7	64.0	64.6	63.1	230.60	30.27	6987.90
2006/11/21	21:41:00	1188.6	886.5	247.8	273.4	233.2	226.1	515.1	321.4	231.2	230.8	195.2	220.3	63.6	64.1	64.3	63.1	230.70	30.30	6990.21
2006/11/21	21:42:00	1188.5	888.7	247.9	273.3	233.8	226.5	515.0	331.9	230.9	231.0	195.2	220.3	63.5	63.0	64.4	63.1	230.40	30.28	6976.51
2006/11/21	21:43:00	1188.5	883.9	247.9	273.7	232.7	226.2	513.8	331.4	230.6	230.7	195.5	220.3	63.9	62.8	64.3	62.6	229.80	29.96	6893.80
2006/11/21	21:44:00	1188.7	887.2	248.1	273.4	232.4	226.2	514.5	331.1	230.6	230.9	195.4	220.2	63.4	64.0	63.8	63.7	230.30	30.27	6975.79
2006/11/21	21:45:00	1188.7	885.3	247.9	273.3	232.5	226.2	515.0	335.6	230.8	231.2	195.2	220.3	63.6	63.4	63.3	63.7	230.30	30.24	6964.27
2006/11/21	21:46:00	1188.7	885.4	247.9	274.4	233.6	226.5	515.8	324.9	230.6	230.9	195.2	220.2	63.6	63.2	64.6	63.1	230.60	30.26	6977.96
2006/11/21	21:47:00	1188.6	886.0	247.9	274.2	230.5	225.9	515.7	378.8	230.8	230.6	195.2	220.2	63.6	63.8	63.2	63.0	230.50	30.28	6979.54
2006/11/21	21:48:00	1188.3	885.6	247.4	272.8	228.8	225.1	515.8	333.6	229.2	229.5	195.5	220.2	58.1	59.1	58.0	57.9	229.80	30.28	6960.64
2006/11/21	21:49:00	1188.1	886.3	247.0	272.5	231.3	225.0	514.7	333.6	229.5	229.5	195.5	219.6	57.7	57.7	58.0	56.8	230.60	30.29	6984.87
2006/11/21	21:50:00	1188.3	883.2	247.1	272.7	231.0	224.7	514.9	330.9	229.6	229.3	195.0	219.5	59.0	58.9	59.3	57.5	230.60	30.22	6971.75
2006/11/21	21:51:00	1188.3	883.1	247.0	272.6	231.0	224.8	513.9	332.9	229.5	229.5	195.0	219.5	60.6	59.3	59.7	58.6	230.30	30.26	6968.88
2006/11/21	21:52:00	1188.6	886.0	247.3	271.4	231.1	225.1	515.7	322.4	230.1	229.6	195.0	219.5	61.5	59.1	61.0	60.0	230.40	30.27	6974.21
2006/11/21	21:53:00	1188.4	882.1	247.6	272.9	231.9	224.5	515.4	327.5	230.1	229.7	195.0	219.7	61.0	61.5	61.8	61.2	230.60	30.26	6977.96
2006/11/21	21:54:00	1188.6	882.1	247.8	273.1	232.0	225.7	514.3	326.9	230.0	230.3	195.0	219.8	62.0	62.2	62.8	61.9	230.40	30.28	6979.54
2006/11/21	21:55:00	1188.0	885.7	247.9	271.9	231.6	225.7	514.9	345.3	230.2	230.6	195.2	220.0	61.3	62.6	62.3	62.3	230.40	30.26	6971.90
2006/11/21	21:56:00	1187.5	886.7	248.1	273.0	232.1	225.9	515.1	328.9	230.5	230.7	195.2	220.2	62.6	62.3	62.3	62.0	229.50	30.12	6912.54
2006/11/21	21:57:00	1187.6	884.5	248.1	273.7	232.7	226.2	516.2	339.5	230.2	230.6	195.4	220.3	61.8	62.6	62.6	62.0	230.50	30.25	6980.26
2006/11/21	21:58:00	1188.9	884.4	248.2	272.9	233.1	225.9	514.4	346.6	230.4	230.8	195.4	220.3	62.8	62.8	63.7	61.9	230.50	30.29	6981.85
2006/11/21	21:59:00	1188.9	887.1	248.2	272.3	233.0	226.2	515.4	326.9	230.6	230.9	195.7	220.5	62.6	61.3	63.7	62.2	230.60	30.27	6986.32
2006/11/21	22:00:00	1188.0	885.1	248.4	273.6	232.6	226.2	517.0	332.6	230.7	230.7	195.7	220.5	63.1	61.8	63.4	61.6	230.50	30.29	6981.85
2006/11/21	22:01:00	1188.5	887.1	248.4	273.9	231.3	226.4	516.0	357.6	230.4	230.9	195.7	220.6	62.6	62.3	63.2	61.7	230.20	30.29	6977.36
2006/11/21	22:02:00	1189.4	884.4	248.3	273.9	231.6	226.4	514.9	323.2	230.2	230.9	195.7	220.6	62.3	63.0	63.2	62.8	230.60	30.27	6982.57
2006/11/21	22:03:00	1189.4	884.9	248.4	273.2	232.3	226.2	514.7	381.5	231.4	231.0	195.5	220.6	61.7	63.0	63.2	62.8	229.60	30.20	6933.92
2006/11/21	22:04:00	1189.0	884.1	248.4	273.7	232.8	226.5	514.4	329.1	230.8	231.1	195.5	220.6	61.9	63.4	63.2	62.8	229.80	30.21	6942.26
2006/11/21	22:05:00	1190.0	886.0	248.4	272.6	232.2	226.1	516.2	346.3	231.0	231.0	195.7	220.6	61.9	62.6	63.1	62.4	230.60	30.29	6987.18
2006/11/21	22:06:00	1189.2	887.1	248.6	273.7	231.3	226.2	516.2	345.6	231.3	231.2	195.7	220.6	61.9	62.8	62.3	63.1	230.00	30.24	6957.50
2006/11/21	22:07:00	1188.9	885.6	248.6	273.9	232.2	226.4	515.7	346.6	230.6	231.1	195.7	220.6	62.6	61.9	63.4	61.9	230.50	30.29	6984.87
2006/11/21	22:08:00	1189.0	887.0	248.6	273.4	232.5	226.2	516.2	344.0	230.8	231.0	195.9	220.6	62.6	61.1	62.4	61.7	230.30	30.25	6966.58
2006/11/21	22:09:00	1189.6	885.9	248.7	271.7	232.7	226.2	516.2	379.9	230.9	231.0	195.7	220.6	61.7	62.6	62.8	61.9	228.40	30.01	6854.28
2006/11/21	22:10:00	1190.1	886.0	248.6	273.4	231.1	226.4	514.6	328.9	231.0	231.4	195.5	220.6	61.8	63.4	62.6	63.0	230.50	30.25	6972.63
2006/11/21	22:11:00	1189.1	888.0	248.6	273.7	231.7	226.4	515.5	333.6	231.2	231.4	195.7	220.6	63.0	62.4	62.0	63.0	230.00	30.22	6950.60
2006/11/21	22:12:00	1189.4	886.0	248.7	273.4	232.5	226.4	516.0	342.0	230.5	231.1	195.9	220.6	63.8	61.6	63.1	61.9	229.90	30.20	6949.88
2006/11/21	22:13:00	1188.5	885.6	248.6	273.6	232.4	226.7	517.2	349.9	231.1	231.2	195.7	220.6	62.8	61.8	63.3	62.8	229.70	30.29	6966.80
2006/11/21	22:14:00	1189.0	884.9	248.6	273.6	232.6	226.7	516.5	350.9	231.1	231.0	195.7	220.7	62.6	62.4	63.6	62.8	230.50	30.27	6981.85
2006/11/21	22:15:00	1189.6	885.4	248.7	273.4	2														

Heat Rise Run

Rerun

Date	Time	TC1	TC2	TC3	TC4	TC5	TC6	TC7	TC8	TC9	TC10	TC11	TC12	TC13	TC14	TC15	TC16	VDC	Amps	Watts
2006/11/21	22:19:00	1188.2	888.9	248.6	274.1	232.5	226.5	515.8	348.7	230.8	231.0	196.2	220.8	62.8	61.5	63.1	61.0	230.30	30.27	6971.18
2006/11/21	22:20:00	1188.4	885.4	248.9	273.2	233.1	226.7	516.5	375.3	230.9	231.0	196.2	220.7	62.8	60.6	63.1	61.1	230.70	30.30	6990.21
2006/11/21	22:21:00	1188.9	887.9	248.9	274.1	232.1	227.0	515.0	348.7	230.9	230.9	196.0	220.8	62.8	61.7	63.1	61.6	230.60	30.26	6980.98
2006/11/21	22:22:00	1188.6	888.0	249.1	272.8	232.2	227.0	516.7	352.5	230.5	231.0	196.0	220.9	62.6	61.8	62.6	61.5	230.60	30.30	6987.18
2006/11/21	22:23:00	1188.7	885.4	248.9	273.7	232.3	226.9	518.0	327.4	230.9	231.0	195.9	220.9	62.8	63.5	62.8	62.6	230.40	30.23	6964.99
2006/11/21	22:24:00	1188.6	884.9	248.9	273.6	231.7	226.9	516.5	349.4	230.5	231.2	196.0	220.9	61.1	63.0	62.4	62.3	229.80	30.20	6939.96
2006/11/21	22:25:00	1188.6	886.1	249.2	273.7	232.6	227.0	515.2	350.6	230.7	231.1	196.0	220.9	61.8	62.2	63.6	62.4	230.60	30.29	6987.18
2006/11/21	22:26:00	1189.6	888.3	248.9	273.4	232.5	226.7	515.2	331.9	231.4	231.2	196.0	221.0	61.9	61.3	63.3	62.6	230.50	30.29	6981.85
2006/11/21	22:27:00	1189.4	887.7	249.1	273.6	232.8	226.4	516.5	349.5	230.6	231.1	196.2	221.0	63.4	60.9	63.2	61.8	229.80	30.20	6939.96
2006/11/21	22:28:00	1189.4	886.3	249.1	273.6	231.8	226.5	515.2	371.6	230.5	230.7	196.2	221.0	63.3	61.9	63.6	61.7	229.90	30.17	6945.28
2006/11/21	22:29:00	1189.0	886.0	249.1	273.4	231.8	227.2	517.4	340.3	231.1	231.3	196.2	221.0	63.4	62.8	63.4	62.8	230.60	30.30	6990.21
2006/11/21	22:30:00	1189.1	886.3	249.2	274.2	232.7	227.0	516.5	332.3	230.9	231.3	196.0	221.0	62.6	63.0	63.5	62.8	230.60	30.28	6982.57
2006/11/21	22:31:00	1188.0	889.2	249.4	274.2	233.1	227.2	516.5	332.4	231.3	231.8	196.0	221.1	61.3	62.8	62.8	63.2	230.60	30.29	6987.18
2006/11/21	22:32:00	1188.7	886.3	249.4	274.2	232.2	227.4	516.0	341.6	231.9	232.0	196.0	221.0	61.1	63.8	62.4	63.5	230.50	30.25	6977.24
2006/11/21	22:33:00	1188.9	886.8	249.4	274.4	233.0	227.2	516.5	340.6	231.6	231.9	196.0	221.1	63.3	63.6	63.8	63.2	230.00	30.09	6941.76
2006/11/21	22:34:00	1188.7	886.2	249.4	274.2	232.4	227.2	515.5	330.3	231.8	231.9	196.0	221.1	62.6	63.4	62.8	63.1	230.30	30.26	6968.88
2006/11/21	22:35:00	1188.5	886.6	249.2	273.7	233.2	226.9	516.3	347.1	231.8	231.8	196.2	221.2	62.8	62.3	63.4	62.3	230.20	30.25	6963.55
2006/11/21	22:36:00	1188.0	885.9	249.4	273.4	232.4	226.9	517.0	330.1	230.9	231.4	196.2	221.2	62.6	60.9	63.3	61.3	230.30	30.27	6971.18
2006/11/21	22:37:00	1188.5	887.4	249.1	273.9	232.4	227.4	516.7	338.9	230.8	231.4	196.2	221.2	63.1	62.8	63.1	61.2	230.50	30.28	6979.54
2006/11/21	22:38:00	1189.2	886.8	249.2	273.1	232.3	227.2	517.4	328.8	231.6	231.9	196.2	221.2	63.5	62.1	62.6	62.6	230.50	30.28	6979.54
2006/11/21	22:39:00	1189.1	888.6	249.4	272.5	232.7	227.0	516.2	405.7	231.3	231.5	196.4	221.2	63.4	62.6	62.8	62.2	230.20	30.26	6965.85
2006/11/21	22:40:00	1189.1	886.8	249.2	273.7	233.5	227.4	516.8	331.9	231.2	231.6	196.2	221.2	64.0	63.8	62.6	62.4	230.10	30.20	6949.02
2006/11/21	22:41:00	1189.2	887.7	249.4	273.7	232.6	227.5	517.4	332.6	230.8	231.9	196.2	221.3	63.9	62.6	63.3	63.2	230.60	30.29	6984.87
2006/11/21	22:42:00	1189.4	886.6	249.4	274.7	232.7	227.4	517.5	343.5	230.8	231.7	196.5	221.3	63.8	62.8	63.5	62.4	230.60	30.29	6984.87
2006/11/21	22:43:00	1189.1	888.9	249.6	274.4	233.2	227.0	518.1	373.4	231.3	231.6	196.5	221.4	63.0	61.7	63.7	61.3	230.30	30.29	6975.79
2006/11/21	22:44:00	1189.3	885.6	249.7	273.4	232.9	227.2	517.1	338.6	231.1	231.1	196.5	221.4	63.0	62.0	63.7	61.5	230.20	30.23	6958.95
2006/11/21	22:45:00	1188.2	887.1	249.6	273.4	233.0	227.4	517.2	353.3	231.7	231.6	196.5	221.3	63.4	62.3	63.7	62.1	230.20	30.26	6965.85
2006/11/21	22:46:00	1188.4	889.4	249.6	274.2	232.3	227.4	517.4	346.1	231.0	231.4	196.5	221.3	63.0	61.1	63.5	61.1	229.80	30.07	6922.11
2006/11/21	22:47:00	1189.2	885.9	249.4	274.2	232.0	227.2	515.5	347.8	231.4	231.1	196.5	221.3	63.0	62.1	63.4	61.2	228.60	30.02	6871.72
2006/11/21	22:48:00	1188.7	888.4	249.6	273.4	232.7	227.0	517.0	342.3	231.5	231.9	196.4	221.3	61.9	62.8	62.6	62.8	230.10	30.29	6976.63
2006/11/21	22:49:00	1189.1	884.0	249.6	273.3	232.6	227.5	517.5	339.1	231.7	232.1	196.5	221.3	63.4	62.6	63.4	62.8	230.50	30.29	6984.87
2006/11/21	22:50:00	1189.0	885.6	249.6	273.7	232.6	227.4	518.1	350.4	231.5	232.0	196.5	221.4	63.4	62.8	63.0	62.1	230.40	30.29	6978.82
2006/11/21	22:51:00	1189.9	884.1	249.7	273.0	233.5	227.7	517.9	346.9	231.5	232.0	196.5	221.4	63.9	62.8	63.0	62.0	230.70	30.26	6980.98
2006/11/21	22:52:00	1188.9	885.6	249.7	274.2	232.8	227.5	517.0	350.1	231.7	231.9	196.7	221.5	63.4	62.0	63.5	61.8	228.70	30.08	6879.30
2006/11/21	22:53:00	1189.3	886.2	249.7	273.3	233.7	228.0	517.3	368.9	231.3	231.7	196.5	221.5	63.4	62.0	63.7	61.9	230.10	30.25	6960.53
2006/11/21	22:54:00	1189.8	886.9	249.7	274.2	232.7	227.7	516.2	369.1	231.2	231.8	196.7	221.5	63.6	63.1	63.6	61.1	229.20	30.05	6887.46
2006/11/21	22:55:00	1189.4	890.4	249.7	273.7	232.8	227.7	517.2	357.1	231.1	231.6	196.9	221.5	63.0	63.1	63.4	60.6	230.60	30.29	6984.87
2006/11/21	22:56:00	1188.9	888.1	249.9	274.1	233.1	227.7	517.7	363.1	231.2	231.7	196.9	221.5	62.8	61.2	63.3	61.1	230.60	30.29	6984.87
2006/11/21	22:57:00	1188.9	888.1	249.7	273.4	233.2	227.7	518.6	351.2	231.8	231.8	196.7	221.5	63.1	61.2	63.4	61.2	230.50	30.27	6979.54
2006/11/21	22:58:00	1188.9	887.4	250.0	273.9	234.1	227.5	518.3	360.3	231.9	231.8	196.7	221.5	63.1	61.1	63.3	61.3	230.60	30.29	6984.87
2006/11/21	22:59:00	1189.7	886.7	249.9	273.7	231.7	227.5	518.1	346.4	231.5	231.6	196.9	221.5	63.2	61.2	63.7	60.8	229.10	30.12	6900.49
2006/11/21	23:00:00	1189.9	884.3	249.9	273.9	232.3	227.7	516.6	347.5	231.8	232.1	196.7	221.5	63.0	63.8	63.6	62.6	230.30	30.26	6968.88
2006/11/21	23:01:00	1190.1	884.3	249.9	273.7	233.8	228.0	518.3	370.6	231.8	231.9	196.7	221.6	63.5	61.9	63.7	62.1	230.60	30.28	6982.57
2006/11/21	23:02:00	1189.0	887.4	249.9	273.7	233.1	227.5	517.7	375.3	231.1	231.6	196.9	221.6	63.5	61.7	63.1	61.1	230.60	30.29	6987.18
2006/11/21	23:03:00	1188.7	886.1	249.9	274.1	232.5	227.7	518.1	358.6	231.4	231.7	196.5	221.6	63.2	62.8	63.2	61.3	230.70	30.30	6990.21
2006/11/21	23:04:00	1189.3	886.8	250.2	272.6	233.5	227.7	517.8	337.2	232.4	232.2	196.7	221.6	63.1	63.9	63.1	63.2	230.70	30.30	6992.52
2006/11/21	23:05:00	1188.6	887.5	250.2	273.7	232.9	227.0	519.4	320.5	232.3	232.6	196.7	221.7	62.2	63.2	63.4	62.6	230.60	30.29	6984.87
2006/11/21	23:06:00	1188.6	884.6	250.2	274.1	233.1	228.0	519.2	406.2	231.8	232.0	196.9	221.7	62.6	62.6	63.4	61.5	230.60	30.29	6984.87
2006/11/21	23:07:00	1189.3	886.6	250.2	274.6	233.6	228.0	517.9	340.1	232.7	232.4	196.7	221.7	62.8	63.4	63.2	62.8	230.70	30.30	6990.21
2006/11/21	23:08:00	1189.6	887.2	250.2	273.9	233.3	227.7	517.7	353.3	232.1	232.7	196.9	221.8	62.6	62.8	63.1	63.3	230.60	30.30	6989.49
2006/11/21	23:09:00	1188.4	886.9	250.4	274.2	234.0	227.7	517.3	341.9	232.4	232.5	197.0	221.8	63.1	62.6	63.6	63.0	230.70	30.30	6990.21
2006/11/21	23:10:00	1189.0	888.4	250.4	273.2	234.5	227.7	517.4	331.5	232.5	232.3	197.0	221.8	63.0	61.8	63.6	62.0	230.70	30.30	6990.21
2006/11/21	23:11:00	1189.9	887.4	250.4	273.1	234.2	228.2	516.7	365.8	232.4	232.3	197.2	221.9	62.8	61.0	63.4	61.7	230.60	30.30	6989.49
2006/11/21	23:12:00	1190.0	884.0	250.4	273.7	233.5	228.2	517.2	334.9	232.6	232.6	197.0	221.9	62.8	63.0	63.6	62.8	230.70	30.30	6990.21
2006/11/21	23:13:00	1189.8	887.3	250.5	274.4															

Heat Rise Run

Rerun

Date	Time	TC1	TC2	TC3	TC4	TC5	TC6	TC7	TC8	TC9	TC10	TC11	TC12	TC13	TC14	TC15	TC16	VDC	Amps	Watts
2006/11/21	23:17:00	1189.7	887.5	250.5	274.6	234.1	228.7	519.0	370.9	232.5	232.6	197.2	222.0	62.2	61.7	63.3	61.7	230.70	30.29	6987.90
2006/11/21	23:18:00	1190.0	889.2	250.5	273.9	233.8	228.5	517.2	357.6	232.1	232.7	197.4	222.0	63.2	63.1	63.9	61.5	230.70	30.30	6990.21
2006/11/21	23:19:00	1189.0	889.7	250.5	273.9	234.0	228.5	517.2	355.3	232.8	232.7	197.2	222.0	62.6	62.3	64.2	62.8	230.60	30.28	6982.57
2006/11/21	23:20:00	1189.0	889.4	250.7	274.7	233.4	228.3	517.9	357.4	232.6	232.7	197.4	222.2	62.1	63.2	63.0	63.0	230.70	30.29	6990.21
2006/11/21	23:21:00	1190.4	886.7	250.7	273.9	234.0	228.0	518.9	364.9	232.2	232.5	197.5	222.1	63.5	62.6	64.2	62.1	230.70	30.30	6990.21
2006/11/21	23:22:00	1189.7	888.1	250.7	274.4	232.7	228.5	519.0	350.1	232.0	232.6	197.5	222.2	63.5	62.6	64.2	62.0	230.70	30.30	6990.21
2006/11/21	23:23:00	1189.9	887.7	250.7	273.9	232.1	227.7	519.5	363.7	231.7	232.8	197.4	222.2	62.2	63.4	63.6	62.0	230.70	30.30	6990.21
2006/11/21	23:24:00	1189.6	887.4	250.7	273.7	232.7	228.3	517.3	356.0	231.7	232.6	197.5	222.1	63.3	61.5	63.2	62.0	230.70	30.30	6992.52
2006/11/21	23:25:00	1189.4	888.3	250.7	273.7	233.8	228.5	518.6	375.8	232.2	232.3	197.7	222.1	63.2	61.3	63.3	61.2	230.70	30.29	6987.90
2006/11/21	23:26:00	1189.0	887.5	250.7	274.7	233.3	228.5	518.0	347.2	232.4	232.5	197.5	222.1	62.6	62.8	63.5	62.0	230.70	30.30	6990.21
2006/11/21	23:27:00	1189.0	890.5	250.8	274.2	234.1	228.5	518.4	369.4	232.4	232.8	197.5	222.0	61.9	63.6	63.1	62.4	230.70	30.30	6990.21
2006/11/21	23:28:00	1189.3	890.1	251.0	273.9	234.7	228.3	520.0	369.9	232.9	233.1	197.5	222.1	62.1	63.5	62.6	62.8	230.70	30.30	6990.21
2006/11/21	23:29:00	1189.3	887.3	250.8	273.9	232.2	228.7	518.4	356.8	232.8	233.1	197.5	222.2	61.6	63.9	62.6	63.1	230.60	30.30	6987.18
2006/11/21	23:30:00	1189.0	885.7	250.8	274.4	232.2	228.0	519.2	374.8	233.0	232.9	197.4	222.2	61.6	64.4	62.2	62.6	230.70	30.30	6990.21
2006/11/21	23:31:00	1189.1	887.9	251.0	274.7	233.2	228.5	518.6	364.6	232.8	233.2	197.5	222.3	62.1	63.9	63.4	63.3	230.50	30.29	6981.85
2006/11/21	23:32:00	1189.3	889.6	251.0	273.7	233.8	228.2	519.2	334.9	232.4	233.2	197.5	222.3	62.3	63.8	63.8	62.3	230.70	30.30	6990.21
2006/11/21	23:33:00	1189.4	885.4	250.9	274.2	232.8	228.3	518.1	356.6	233.3	233.0	197.5	222.3	61.9	63.8	63.3	62.6	230.60	30.29	6984.87
2006/11/21	23:34:00	1189.4	887.1	251.2	274.9	232.8	228.2	518.2	351.0	233.1	233.5	197.5	222.3	62.8	63.5	63.6	63.0	230.70	30.30	6990.21
2006/11/21	23:35:00	1189.0	888.6	251.2	275.2	233.1	229.0	517.5	343.7	233.4	233.4	197.7	222.4	63.0	62.6	63.2	63.3	230.60	30.30	6987.18
2006/11/21	23:36:00	1189.1	888.7	251.3	274.4	234.2	228.8	517.5	353.4	233.4	233.5	197.7	222.4	62.8	63.2	63.2	63.4	230.70	30.30	6990.21
2006/11/21	23:37:00	1189.9	890.5	251.2	274.7	233.2	228.7	518.7	337.6	233.2	233.7	197.7	222.4	61.3	63.5	62.8	63.3	230.60	30.30	6987.18
2006/11/21	23:38:00	1189.9	886.2	251.3	274.9	232.2	228.5	518.7	356.8	233.0	233.3	197.5	222.4	61.4	62.8	62.6	62.6	230.60	30.27	6980.26
2006/11/21	23:39:00	1189.4	886.2	251.3	275.2	234.4	228.5	519.2	402.2	233.2	233.3	197.7	222.4	63.1	62.6	63.0	62.1	230.60	30.30	6987.18
2006/11/21	23:40:00	1189.4	888.9	251.3	274.4	233.8	228.7	519.0	323.6	233.0	233.6	197.7	222.4	61.9	62.4	63.2	62.6	230.70	30.30	6990.21
2006/11/21	23:41:00	1189.7	889.1	251.4	274.6	232.6	228.0	519.5	377.2	232.5	233.4	197.7	222.4	60.9	62.8	62.3	62.1	230.60	30.30	6987.18
2006/11/21	23:42:00	1190.1	887.2	251.5	275.4	234.4	228.8	518.5	341.3	233.2	233.5	197.5	222.5	62.1	62.6	62.8	63.3	229.20	30.18	6926.31
2006/11/21	23:43:00	1189.6	889.9	251.7	274.9	233.1	228.8	517.9	334.1	233.5	233.7	197.7	222.5	62.6	63.0	62.4	63.4	228.50	30.07	6871.00
2006/11/21	23:44:00	1189.7	887.4	251.6	274.9	234.0	228.7	519.4	360.3	232.3	233.3	197.9	222.5	62.8	60.6	63.5	60.8	230.40	30.28	6976.51
2006/11/21	23:45:00	1190.5	888.6	251.6	274.4	233.3	228.7	520.0	367.7	232.1	233.1	198.0	222.6	62.6	61.2	63.0	60.2	230.10	30.25	6960.53
2006/11/21	23:46:00	1190.5	887.7	251.6	274.7	234.2	228.7	520.0	352.5	232.9	233.2	198.0	222.6	62.6	61.7	63.0	60.9	230.60	30.28	6984.87
2006/11/21	23:47:00	1189.6	889.4	251.6	274.2	233.4	229.0	520.3	352.1	232.8	233.2	198.2	222.6	62.4	61.4	62.6	61.8	229.50	30.15	6919.43
2006/11/21	23:48:00	1189.4	888.9	251.6	274.9	233.2	229.0	518.7	356.0	233.1	233.5	198.2	222.6	63.0	61.5	62.8	61.8	230.60	30.30	6987.18
2006/11/21	23:49:00	1189.4	887.1	251.5	274.9	233.9	229.0	518.7	358.4	233.5	233.2	198.2	222.6	62.8	61.6	63.3	61.9	230.60	30.29	6987.18
2006/11/21	23:50:00	1189.3	884.3	251.8	274.9	234.7	229.2	520.1	355.1	233.2	233.2	198.2	222.6	63.1	62.0	63.0	61.7	230.60	30.29	6984.87
2006/11/21	23:51:00	1190.1	886.9	251.7	274.7	234.1	228.8	519.0	357.8	233.0	233.3	198.2	222.7	62.6	62.1	63.0	61.0	228.20	29.99	6843.72
2006/11/21	23:52:00	1190.0	887.1	251.8	274.7	232.8	229.0	519.2	436.6	233.0	233.2	198.2	222.6	61.8	62.8	63.2	60.6	230.50	30.29	6981.85
2006/11/21	23:53:00	1189.9	887.4	251.7	275.7	234.5	229.0	519.7	434.2	233.6	233.4	198.2	222.6	61.8	62.8	62.4	61.4	230.10	30.24	6962.83
2006/11/21	23:54:00	1191.0	886.9	251.7	274.2	232.5	228.8	519.7	370.3	233.5	233.5	198.2	222.6	62.6	61.7	62.1	61.7	229.10	30.11	6898.20
2006/11/21	23:55:00	1190.9	886.1	251.8	274.7	233.9	229.0	519.5	364.5	233.5	233.7	198.0	222.5	62.4	61.5	62.6	61.6	230.10	30.26	6962.83
2006/11/21	23:56:00	1190.4	886.2	251.7	274.9	233.1	229.2	519.8	376.3	233.3	233.5	198.0	222.5	62.0	61.3	62.8	61.6	230.60	30.29	6987.18
2006/11/21	23:57:00	1190.6	888.4	251.7	273.9	233.4	229.2	519.0	413.5	233.4	233.5	198.0	222.5	61.6	62.6	62.3	62.0	230.60	30.29	6987.18
2006/11/21	23:58:00	1190.3	886.5	251.9	274.2	233.4	228.5	518.3	365.6	233.6	233.3	198.0	222.5	61.3	63.0	61.7	62.1	230.40	30.27	6978.82
2006/11/21	23:59:00	1191.0	885.6	251.9	274.4	233.9	229.2	518.3	375.2	233.5	233.3	198.0	222.5	63.0	63.0	62.2	62.6	229.90	30.26	6956.77
2006/11/22	00:00:00	1190.1	887.8	251.9	275.0	234.2	228.8	519.0	395.7	233.9	233.8	198.0	222.5	62.8	62.0	62.0	62.2	230.60	30.29	6984.87
2006/11/22	00:01:00	1190.4	889.5	251.9	275.0	233.8	229.0	519.5	376.3	233.4	233.7	198.2	222.5	61.9	60.9	62.4	61.8	230.60	30.29	6984.87
2006/11/22	00:02:00	1190.6	890.2	252.0	275.2	234.0	229.0	519.7	424.5	233.3	233.3	198.2	222.6	62.8	60.8	63.3	61.3	230.60	30.28	6984.87
2006/11/22	00:03:00	1190.5	886.5	252.0	274.4	234.2	229.5	519.2	370.2	233.4	233.3	198.2	222.7	63.3	61.0	63.3	61.2	230.60	30.28	6984.87
2006/11/22	00:04:00	1190.4	887.3	252.0	274.4	234.2	229.0	519.2	376.7	233.3	233.6	198.2	222.7	63.1	61.6	63.3	60.9	230.50	30.28	6979.54
2006/11/22	00:05:00	1189.9	887.8	252.0	275.3	234.0	230.0	520.0	366.7	233.4	233.5	198.2	222.8	63.4	61.4	63.4	61.2	230.60	30.27	6982.57
2006/11/22	00:06:00	1189.9	890.6	252.0	274.2	234.0	229.6	519.7	370.0	233.7	233.6	198.2	222.8	62.1	60.4	63.5	62.1	230.30	30.29	6978.09
2006/11/22	00:07:00	1189.7	888.6	252.1	274.9	233.6	229.5	520.9	360.8	232.8	233.3	198.2	222.7	62.2	59.7	63.4	61.2	230.60	30.29	6984.87
2006/11/22	00:08:00	1190.4	888.4	252.1	274.6	233.3	229.0	519.0	405.4	233.0	233.2	198.2	222.8	62.8	62.6	63.2	60.8	230.50	30.29	6986.46
2006/11/22	00:09:00	1190.1	889.5	252.2	274.4	232.7	229.5	520.1	382.8	233.5	234.0	198.2	222.9	62.4	63.0	63.7	61.8	230.60	30.29	6984.87
2006/11/22	00:10:00	1190.3	887.2	252.2	273.7	233.8	229.5	520.5	457.6	233.7	233.8	198.4	222.8	62.8	62.8	62.8	62.6	230.10	30.25	6960.53
2006/11/22	00:11:00	1189.8	888.3	252.3	274.4	2														

Heat Rise Run Rerun

3-616
for Model AOS-025, AOS-050, and AOS-100 Transport Packages, Rev. G, July 27, 2012 (Docket No. 71-9316)

Date	Time	TC1	TC2	TC3	TC4	TC5	TC6	TC7	TC8	TC9	TC10	TC11	TC12	TC13	TC14	TC15	TC16	VDC	Amps	Watts
2006/11/22	00:15:00	1190.5	887.6	252.3	275.5	234.6	229.8	520.5	385.6	233.4	233.8	198.4	222.9	62.8	61.9	63.3	61.4	230.60	30.29	6984.87
2006/11/22	00:16:00	1189.4	890.4	252.5	274.2	233.2	229.3	519.5	355.2	233.6	233.5	198.5	222.9	62.6	61.2	63.0	61.1	230.30	30.25	6966.58
2006/11/22	00:17:00	1189.7	888.3	252.4	274.9	234.2	229.3	520.1	347.7	233.1	233.5	198.5	222.9	62.8	61.0	63.3	60.6	229.60	30.20	6933.92
2006/11/22	00:18:00	1190.8	888.1	252.5	275.2	234.5	229.5	520.1	422.0	233.3	233.6	198.5	222.9	62.6	61.9	63.4	60.6	230.50	30.28	6981.85
2006/11/22	00:19:00	1190.3	892.9	252.3	274.9	234.1	230.1	518.9	394.4	233.6	233.7	198.5	223.0	62.8	62.6	63.1	60.6	229.80	30.14	6926.17
2006/11/22	00:20:00	1190.7	887.9	252.5	274.6	233.7	229.8	520.0	358.1	233.6	233.9	198.5	223.0	63.3	61.9	63.3	61.1	230.60	30.27	6987.90
2006/11/22	00:21:00	1190.7	888.1	252.5	274.6	233.3	229.7	520.5	405.3	234.1	234.0	198.5	223.0	63.0	63.1	63.6	62.1	226.90	29.93	6791.12
2006/11/22	00:22:00	1190.1	888.6	252.5	274.9	234.2	229.6	519.0	357.1	234.1	234.1	198.5	223.0	63.5	62.1	62.3	62.1	228.90	30.15	6901.34
2006/11/22	00:23:00	1189.9	885.4	252.4	275.2	233.5	230.1	520.6	375.5	234.2	234.0	198.5	223.1	62.8	62.1	62.4	62.1	230.20	30.14	6956.64
2006/11/22	00:24:00	1190.3	888.9	252.5	274.9	234.2	230.0	520.0	366.0	234.2	234.1	198.7	223.1	62.2	61.0	63.1	60.9	230.50	30.29	6984.87
2006/11/22	00:25:00	1190.0	888.9	252.6	275.2	234.2	229.5	521.8	368.9	233.9	233.9	198.7	223.1	62.1	61.3	63.1	60.8	230.60	30.28	6982.57
2006/11/22	00:26:00	1189.6	888.9	252.6	274.9	233.8	229.5	521.6	345.0	233.8	233.8	198.8	223.1	62.2	62.2	62.3	60.9	230.40	30.26	6971.90
2006/11/22	00:27:00	1190.0	889.5	252.6	275.3	234.2	230.0	521.0	364.1	233.9	234.1	198.7	223.1	62.1	62.3	62.6	60.9	230.40	30.27	6974.21
2006/11/22	00:28:00	1190.1	890.3	252.7	275.2	234.1	230.0	521.3	403.2	234.2	234.4	198.7	223.1	63.0	61.7	63.2	62.0	230.40	30.14	6944.26
2006/11/22	00:29:00	1189.6	889.4	252.5	275.3	234.0	229.8	522.0	400.0	233.7	234.0	198.7	223.1	63.4	62.8	63.4	61.0	229.70	30.18	6932.35
2006/11/22	00:30:00	1190.0	889.5	252.7	274.9	234.5	230.1	521.2	412.6	234.1	234.1	198.8	223.2	63.4	61.6	62.8	61.7	228.10	30.02	6847.56
2006/11/22	00:31:00	1190.7	890.6	252.8	274.7	234.7	230.2	521.3	454.8	234.1	234.2	198.8	223.2	62.8	61.6	63.5	61.6	230.60	30.29	6987.18
2006/11/22	00:32:00	1189.9	891.0	252.9	275.8	234.5	230.6	521.2	414.3	234.0	234.0	199.0	223.3	63.0	61.1	63.7	61.5	230.60	30.29	6984.87
2006/11/22	00:33:00	1189.9	888.1	252.7	275.3	234.7	230.1	520.3	377.7	233.6	234.1	199.0	223.4	62.8	61.1	63.5	61.2	230.60	30.30	6987.18
2006/11/22	00:34:00	1190.4	887.9	252.8	275.7	234.5	230.2	521.3	378.1	234.4	234.2	199.0	223.4	62.8	62.4	64.0	61.6	230.60	30.29	6987.18
2006/11/22	00:35:00	1190.1	885.7	252.8	275.2	234.2	230.3	520.8	377.1	234.2	234.2	198.8	223.4	61.3	63.1	63.7	62.2	230.60	30.30	6989.49
2006/11/22	00:36:00	1190.4	890.2	252.9	275.9	234.5	230.4	521.4	341.3	234.2	234.5	199.2	223.5	62.6	62.1	63.7	61.7	230.60	30.27	6980.26
2006/11/22	00:37:00	1190.3	890.7	252.8	275.2	234.6	230.1	521.5	397.6	234.6	234.6	199.2	223.5	62.6	63.2	63.2	61.7	230.10	30.21	6951.32
2006/11/22	00:38:00	1189.9	890.0	252.8	275.4	234.5	230.5	521.4	394.4	234.6	234.4	199.2	223.5	63.6	62.4	63.1	62.3	230.30	30.26	6968.88
2006/11/22	00:39:00	1190.4	887.1	252.9	274.7	234.9	230.5	520.5	451.4	233.8	234.1	199.2	223.5	64.2	62.2	63.0	61.3	230.60	30.29	6984.87
2006/11/22	00:40:00	1190.5	887.3	253.0	275.2	234.6	230.5	521.3	411.8	233.7	234.0	199.2	223.5	63.3	63.2	63.2	61.3	230.20	30.27	6968.15
2006/11/22	00:41:00	1190.8	887.8	253.1	275.2	233.9	230.3	519.2	395.1	234.5	234.4	199.0	223.5	62.8	62.1	63.2	62.6	230.60	30.29	6984.87
2006/11/22	00:42:00	1190.6	888.1	253.2	275.7	234.7	230.9	521.2	419.4	234.6	234.7	199.0	223.5	63.3	62.1	62.8	62.8	230.60	30.29	6987.18
2006/11/22	00:43:00	1190.3	889.1	253.1	275.4	233.9	230.8	522.2	376.3	234.4	234.6	199.2	223.5	62.8	61.6	64.0	62.3	230.60	30.29	6987.90
2006/11/22	00:44:00	1190.4	891.0	253.2	275.5	234.1	230.5	521.4	381.1	234.5	234.7	199.2	223.6	62.4	61.6	63.4	61.6	230.20	30.22	6956.64
2006/11/22	00:45:00	1189.9	890.3	253.1	275.2	234.7	230.6	522.7	379.1	234.9	234.9	199.2	223.6	62.3	62.8	62.0	61.6	230.70	30.30	6990.21
2006/11/22	00:46:00	1190.1	888.7	253.2	275.9	234.6	230.8	520.2	372.6	235.2	235.1	199.2	223.8	63.1	63.0	62.8	62.4	230.60	30.29	6984.87
2006/11/22	00:47:00	1190.1	888.3	253.2	275.2	235.2	230.4	520.7	408.1	234.7	235.2	199.2	223.7	63.7	62.8	63.7	63.0	230.60	30.28	6982.57
2006/11/22	00:48:00	1191.0	889.4	253.1	275.4	234.4	230.6	522.1	378.7	234.4	234.7	199.3	223.7	63.6	62.6	62.6	61.8	230.50	30.29	6984.15
2006/11/22	00:49:00	1191.8	887.1	253.0	275.7	234.4	230.6	522.1	366.8	234.4	234.4	199.2	223.6	62.0	63.5	62.2	62.2	230.60	30.29	6984.87
2006/11/22	00:50:00	1191.1	887.2	253.2	275.3	234.4	230.3	521.6	459.2	234.4	234.7	199.0	223.6	62.0	62.8	63.4	62.2	230.30	30.21	6971.18
2006/11/22	00:51:00	1190.4	889.5	253.1	275.4	234.7	230.2	521.9	362.5	234.7	234.7	199.2	223.6	62.8	62.2	63.7	62.3	229.90	30.22	6954.47
2006/11/22	00:52:00	1189.3	889.1	253.3	276.2	234.9	230.3	520.2	353.8	234.1	234.7	199.2	223.6	63.1	62.6	63.0	62.0	229.90	30.08	6936.08
2006/11/22	00:53:00	1189.6	888.6	253.2	275.5	234.2	230.3	521.0	413.4	234.2	234.5	199.2	223.7	63.7	63.3	63.6	62.1	229.90	30.22	6947.58
2006/11/22	00:54:00	1190.5	890.0	253.2	275.3	234.1	230.4	521.1	380.8	233.7	234.6	199.5	223.7	63.6	62.8	63.1	61.3	229.80	30.17	6933.07
2006/11/22	00:55:00	1190.0	890.0	253.1	274.9	234.2	230.6	521.5	368.8	234.1	234.5	199.3	223.7	63.5	63.0	63.4	61.6	230.50	30.27	6977.24
2006/11/22	00:56:00	1190.1	890.2	253.2	275.3	234.4	230.4	521.8	390.1	234.6	234.9	199.3	223.8	63.9	62.8	63.1	62.3	230.50	30.25	6980.26
2006/11/22	00:57:00	1190.3	886.8	253.4	275.4	234.2	230.3	521.2	381.3	235.2	235.4	199.2	223.8	63.7	63.6	63.1	63.4	230.40	30.26	6971.90
2006/11/22	00:58:00	1190.5	887.4	253.4	275.7	235.2	230.9	521.1	383.3	234.4	235.2	199.2	223.9	62.8	62.6	64.2	61.6	228.30	29.96	6867.26
2006/11/22	00:59:00	1190.0	889.5	253.4	276.2	235.5	230.8	521.9	387.1	234.6	235.0	199.5	224.0	63.9	62.1	64.3	61.5	228.30	30.08	6867.26
2006/11/22	01:00:00	1189.8	890.4	253.5	275.9	235.5	230.7	522.1	421.5	235.2	235.5	199.5	224.0	63.6	61.8	63.9	62.4	229.80	30.19	6937.66
2006/11/22	01:01:00	1190.4	891.1	253.8	275.5	234.6	231.1	522.1	379.8	235.0	235.4	199.5	224.0	63.4	61.7	63.9	62.2	230.50	30.29	6981.85
2006/11/22	01:02:00	1190.0	889.6	253.9	275.9	235.5	230.9	521.7	360.6	234.5	235.1	199.7	224.1	63.1	61.5	63.8	62.6	230.10	30.25	6960.53
2006/11/22	01:03:00	1189.6	892.4	254.0	276.9	235.7	231.3	522.2	376.9	234.7	235.0	199.7	224.1	63.3	61.9	63.7	62.0	230.50	30.26	6974.93
2006/11/22	01:04:00	1190.5	890.8	253.9	276.2	234.5	231.6	521.2	383.6	235.1	235.1	199.7	224.1	63.3	63.2	64.1	61.8	230.20	30.26	6965.85
2006/11/22	01:05:00	1190.9	888.1	254.0	276.0	235.2	231.1	520.2	351.8	235.4	235.5	199.5	224.1	63.3	63.2	63.4	63.3	230.30	30.23	6961.97
2006/11/22	01:06:00	1190.4	890.1	253.8	275.9	235.0	231.2	521.6	422.6	235.2	235.2	199.7	224.0	63.4	62.2	63.8	62.8	230.60	30.29	6984.87
2006/11/22	01:07:00	1190.5	888.6	253.9	276.0	235.0	231.4	521.6	381.9	235.5	235.2	199.3	224.1	63.2	64.0	64.0	63.2	230.00	29.57	6809.97
2006/11/22	01:08:00	1190.4	884.3	254.0	275.3	234.7	230.7	520.5	385.6	235.2	235.5	199.3	224.0	63.5	62.8	64.2	63.2	230.30	30.26	6968.88
2006/11/22																				

Heat Rise Run

Rerun

Date	Time	TC1	TC2	TC3	TC4	TC5	TC6	TC7	TC8	TC9	TC10	TC11	TC12	TC13	TC14	TC15	TC16	VDC	Amps	Watts
2006/11/22	01:13:00	1190.5	889.5	254.2	276.0	235.0	231.5	521.0	365.1	234.9	235.1	199.7	224.1	63.5	61.6	64.3	61.7	228.20	30.04	6855.13
2006/11/22	01:14:00	1190.4	888.1	254.2	275.8	235.4	231.2	521.3	379.8	234.4	235.1	199.8	224.2	63.0	61.5	64.0	61.3	230.40	30.26	6971.90
2006/11/22	01:15:00	1191.4	890.5	254.1	275.7	234.4	231.4	522.7	365.7	235.0	234.9	199.7	224.2	62.8	61.4	63.3	61.2	230.60	30.28	6982.57
2006/11/22	01:16:00	1190.7	887.7	254.2	276.2	233.8	231.9	521.3	369.1	235.5	235.5	199.8	224.2	62.8	63.1	63.7	61.9	230.60	30.29	6987.18
2006/11/22	01:17:00	1190.1	891.6	254.2	275.7	235.5	231.5	520.9	356.6	235.2	235.7	200.0	224.3	63.0	61.9	63.5	62.6	230.40	30.28	6976.51
2006/11/22	01:18:00	1190.3	888.9	254.2	275.8	235.0	231.6	522.1	378.3	235.2	235.5	199.8	224.3	62.8	61.2	63.6	62.2	230.60	30.29	6987.18
2006/11/22	01:19:00	1191.1	890.6	254.5	275.9	235.0	231.8	522.9	388.0	235.2	235.5	199.8	224.3	63.5	61.8	64.8	62.1	230.70	30.28	6985.60
2006/11/22	01:20:00	1190.7	888.9	254.6	275.7	235.5	232.0	521.7	399.3	235.4	235.5	200.0	224.4	63.8	62.4	64.6	61.9	230.60	30.30	6989.49
2006/11/22	01:21:00	1191.3	887.3	254.4	275.4	234.9	231.7	521.2	390.3	235.2	235.5	199.8	224.4	63.5	62.6	63.7	62.1	230.60	30.29	6989.49
2006/11/22	01:22:00	1191.9	889.5	254.4	276.2	234.7	231.8	521.9	444.6	235.5	235.4	199.7	224.4	63.6	61.1	63.7	62.6	230.70	30.28	6988.62
2006/11/22	01:23:00	1190.1	888.9	254.5	276.6	234.7	231.5	522.9	371.2	235.1	235.4	199.8	224.4	63.5	61.4	64.4	61.6	228.30	30.05	6860.42
2006/11/22	01:24:00	1190.1	890.0	254.6	276.7	235.4	231.8	521.6	371.0	235.1	235.5	199.7	224.5	63.4	61.4	63.5	61.8	230.20	30.25	6963.55
2006/11/22	01:25:00	1191.1	887.8	254.7	277.0	235.4	231.7	522.7	389.8	235.2	235.7	200.0	224.5	63.3	61.8	63.5	61.9	230.60	30.23	6971.04
2006/11/22	01:26:00	1190.7	890.1	254.7	276.9	235.5	231.9	522.1	369.8	235.4	235.2	200.0	224.6	63.4	60.6	64.0	61.6	230.70	30.30	6990.21
2006/11/22	01:27:00	1190.7	890.0	254.7	276.0	235.2	231.7	522.7	356.8	235.2	235.2	200.0	224.6	63.1	61.1	63.7	61.4	230.60	30.29	6984.87
2006/11/22	01:28:00	1190.7	886.8	254.8	277.0	235.7	232.3	523.2	369.1	235.2	235.2	199.8	224.6	63.5	61.4	63.9	61.9	230.70	30.30	6990.21
2006/11/22	01:29:00	1191.1	888.6	254.7	276.2	235.7	232.0	524.4	378.3	235.5	235.5	200.0	224.6	63.1	61.2	63.7	61.7	229.90	30.21	6945.28
2006/11/22	01:30:00	1189.8	891.1	254.7	276.3	234.7	231.7	523.3	375.6	235.2	235.2	200.0	224.6	63.1	61.3	64.0	62.3	230.50	30.23	6974.93
2006/11/22	01:31:00	1191.7	888.1	254.7	277.1	235.4	232.1	523.3	399.8	235.5	235.4	200.2	224.6	62.8	60.9	63.6	61.3	229.30	30.23	6931.74
2006/11/22	01:32:00	1190.9	890.7	254.8	275.9	236.2	232.0	523.7	399.8	235.5	235.5	200.2	224.6	62.1	61.1	63.6	61.8	230.60	30.28	6984.87
2006/11/22	01:33:00	1191.1	889.9	254.8	276.2	235.4	232.1	523.8	356.8	235.0	235.2	200.3	224.6	63.3	61.1	64.4	61.0	230.60	30.29	6987.18
2006/11/22	01:34:00	1191.3	886.4	254.7	276.2	235.5	231.8	523.0	356.6	235.1	235.4	200.5	224.6	63.3	62.6	63.2	61.1	230.60	30.29	6987.18
2006/11/22	01:35:00	1190.9	890.8	254.7	276.4	235.5	231.9	522.4	384.8	235.2	235.4	200.2	224.5	63.2	62.1	63.2	62.3	230.70	30.29	6987.90
2006/11/22	01:36:00	1190.6	891.9	254.8	276.8	235.2	232.0	523.7	366.3	235.0	235.2	200.2	224.5	63.1	61.1	63.3	61.3	230.50	30.28	6979.54
2006/11/22	01:37:00	1190.8	892.9	254.9	276.4	235.2	231.8	522.2	367.2	235.2	235.2	200.2	224.5	63.4	61.1	63.6	60.9	227.10	29.90	6790.29
2006/11/22	01:38:00	1191.1	891.3	254.5	276.0	235.2	231.8	522.2	361.0	235.2	235.2	200.3	224.5	62.8	62.3	63.8	60.6	230.20	30.26	6965.85
2006/11/22	01:39:00	1190.6	889.5	254.8	275.7	235.7	232.2	522.1	395.5	235.0	235.2	200.2	224.6	63.0	62.2	63.4	61.4	230.30	30.23	6961.97
2006/11/22	01:40:00	1190.4	890.2	254.7	276.4	234.6	231.9	523.0	382.8	235.5	235.4	200.0	224.5	63.1	62.1	63.1	62.0	230.10	30.27	6978.93
2006/11/22	01:41:00	1190.0	888.7	254.8	276.8	235.5	232.2	522.2	375.6	235.7	235.2	200.0	224.5	62.8	61.9	63.3	62.6	230.30	29.64	6840.91
2006/11/22	01:42:00	1190.1	887.8	254.7	276.2	234.5	232.0	522.1	385.5	234.4	235.1	200.0	224.5	62.8	62.1	63.2	60.4	230.40	30.27	6974.21
2006/11/22	01:43:00	1190.5	890.1	254.7	276.8	235.1	231.9	523.0	392.7	234.7	235.1	200.2	224.6	63.5	62.3	63.2	60.9	230.20	30.28	6970.46
2006/11/22	01:44:00	1190.4	887.7	254.6	276.4	235.4	232.1	522.1	381.9	235.5	235.0	200.0	224.5	63.4	63.0	63.1	60.8	230.50	30.26	6974.93
2006/11/22	01:45:00	1190.8	887.7	254.7	275.9	235.2	232.0	520.8	380.5	235.4	235.2	200.2	224.5	63.3	62.8	62.6	62.3	230.60	30.28	6982.57
2006/11/22	01:46:00	1190.5	889.4	254.8	276.2	235.4	232.0	522.5	371.1	235.4	235.2	200.0	224.6	62.6	61.8	62.6	62.0	230.50	30.29	6981.85
2006/11/22	01:47:00	1191.5	888.4	254.9	275.0	236.0	231.9	523.0	370.5	235.7	235.4	200.0	224.6	63.2	61.9	63.2	62.6	230.50	30.23	6968.02
2006/11/22	01:48:00	1191.5	890.4	254.8	276.0	235.0	232.1	521.5	418.0	235.5	235.5	200.3	224.6	62.6	62.1	62.6	61.8	230.30	30.25	6971.18
2006/11/22	01:49:00	1190.5	890.1	254.9	277.0	236.2	232.0	522.2	412.6	235.7	235.4	200.2	224.6	62.4	62.2	63.3	61.2	229.70	30.28	6957.61
2006/11/22	01:50:00	1191.1	891.8	254.9	276.7	236.2	231.9	522.1	373.7	234.9	235.1	200.3	224.5	62.8	62.0	63.0	60.2	230.50	30.29	6984.15
2006/11/22	01:51:00	1191.4	890.7	254.9	276.2	236.2	231.9	521.5	360.6	235.2	235.5	200.2	224.6	63.4	61.6	62.4	61.9	230.60	30.28	6982.57
2006/11/22	01:52:00	1192.1	889.8	254.9	274.2	235.4	232.3	524.2	427.1	234.9	235.2	200.2	224.6	63.3	61.1	63.0	61.4	230.60	30.29	6984.87
2006/11/22	01:53:00	1191.1	891.1	254.9	276.5	235.5	232.3	521.9	374.8	234.7	235.2	200.5	224.6	63.2	61.5	63.6	60.6	230.40	30.26	6971.90
2006/11/22	01:54:00	1190.9	889.9	255.2	275.9	235.5	232.3	522.2	390.8	234.9	235.0	200.2	224.7	63.0	61.7	63.7	60.4	230.50	30.25	6975.65
2006/11/22	01:55:00	1191.1	891.6	255.1	276.2	235.9	232.0	522.4	410.3	234.6	235.2	200.3	224.7	62.4	61.1	63.0	60.0	230.60	30.27	6980.26
2006/11/22	01:56:00	1191.1	891.4	255.1	276.4	235.5	232.0	522.4	391.9	235.4	235.1	200.5	224.8	62.6	62.1	62.8	60.4	230.50	30.29	6984.87
2006/11/22	01:57:00	1190.6	891.3	255.2	276.2	235.5	232.4	523.7	372.3	235.2	235.2	200.3	224.8	62.8	61.3	63.2	61.2	230.50	30.26	6977.24
2006/11/22	01:58:00	1191.3	892.7	255.1	276.8	235.1	232.2	524.3	363.2	235.2	235.1	200.5	224.8	62.8	61.6	63.4	61.2	230.60	30.29	6984.87
2006/11/22	01:59:00	1190.9	888.7	255.2	276.7	235.4	232.2	520.5	427.9	234.6	235.0	200.5	224.8	62.6	63.3	63.4	60.1	229.50	29.83	6884.76
2006/11/22	02:00:00	1191.1	885.6	255.2	275.7	236.2	232.2	522.5	426.7	235.2	235.2	200.7	224.8	63.3	62.3	63.3	61.0	230.20	30.25	6963.55
2006/11/22	02:01:00	1191.1	890.1	255.3	276.2	235.5	232.0	523.3	333.7	235.5	235.1	200.5	224.9	62.8	61.2	63.3	61.6	230.50	30.29	6981.85
2006/11/22	02:02:00	1191.0	888.9	255.4	276.6	234.2	232.3	522.7	428.3	235.2	235.2	200.5	224.9	63.3	61.1	63.5	61.4	230.50	30.28	6982.57
2006/11/22	02:03:00	1191.7	890.4	255.3	277.0	235.5	232.5	523.5	367.8	235.2	235.2	200.3	224.9	63.2	61.1	63.6	61.7	230.50	30.27	6977.24
2006/11/22	02:04:00	1191.3	890.5	255.4	276.6	236.0	232.1	524.0	420.0	235.7	235.4	200.5	224.9	63.7	61.6	64.1	61.8	230.50	30.27	6977.24
2006/11/22	02:05:00	1190.8	890.4	255.6	276.5	236.0	232.7	524.0	449.8	235.5	235.5	200.7	225.0	63.2	61.0	63.8	61.6	230.30	30.08	6942.46
2006/11/22	02:06:00	1190.8	891.1	255.6	277.6	236.7	233.1	523.5	444.4	235.7	235.5	200.5	225.1	63.7	61.8	64.6	61.8	230.60	30.29	6984.87
2006/11/22	02:07:00	1191.4	888.4	255.4	276.5	2														

Heat Rise Run

Rerun

Date	Time	TC1	TC2	TC3	TC4	TC5	TC6	TC7	TC8	TC9	TC10	TC11	TC12	TC13	TC14	TC15	TC16	VDC	Amps	Watts
2006/11/22	02:11:00	1190.9	893.0	255.9	276.7	237.0	233.0	522.1	393.2	236.8	236.2	200.5	225.2	63.8	63.7	64.6	62.1	230.30	30.29	6975.79
2006/11/22	02:12:00	1191.4	890.5	255.9	276.7	237.2	233.2	523.7	386.0	236.2	236.2	200.5	225.4	63.7	64.1	64.6	62.6	230.70	30.26	6980.98
2006/11/22	02:13:00	1191.1	890.5	255.9	276.6	235.9	233.3	524.3	410.8	236.2	236.7	200.7	225.4	63.3	62.4	64.8	62.0	229.50	29.94	6895.18
2006/11/22	02:14:00	1191.4	889.4	255.9	277.2	235.2	233.1	524.9	373.7	236.0	236.5	201.0	225.6	63.3	63.5	64.2	61.1	230.20	30.23	6958.95
2006/11/22	02:15:00	1190.9	889.7	256.1	276.8	236.7	233.5	524.8	469.2	237.2	236.9	200.7	225.5	63.1	63.5	63.9	62.6	230.40	30.28	6976.51
2006/11/22	02:16:00	1190.7	887.3	256.1	277.7	236.7	233.4	524.3	438.2	237.0	237.0	200.7	225.6	63.7	63.4	64.0	63.2	230.60	30.23	6974.06
2006/11/22	02:17:00	1190.7	891.9	255.9	276.4	236.5	233.3	524.4	463.7	237.3	236.8	201.0	225.5	62.8	63.9	64.6	63.4	230.60	30.29	6984.87
2006/11/22	02:18:00	1190.9	891.8	255.9	277.8	236.7	233.0	522.7	418.3	237.2	237.0	200.8	225.5	62.8	63.9	64.3	63.7	230.50	29.58	6824.11
2006/11/22	02:19:00	1191.8	890.2	256.1	277.1	236.9	233.3	523.0	368.6	237.2	237.2	200.8	225.6	62.6	63.4	64.6	63.1	230.40	30.28	6976.51
2006/11/22	02:20:00	1191.5	891.1	256.2	277.2	236.7	233.3	524.2	370.3	236.9	237.2	201.0	225.7	62.3	63.8	63.7	63.0	230.60	30.28	6984.87
2006/11/22	02:21:00	1191.4	891.4	255.9	277.4	236.0	233.4	524.6	360.8	236.9	236.9	201.0	225.6	63.0	63.0	63.6	62.8	230.60	30.28	6984.87
2006/11/22	02:22:00	1191.1	889.1	255.9	276.9	237.5	233.6	525.5	366.9	237.3	237.0	201.0	225.6	63.7	63.9	64.8	62.8	230.60	30.27	6986.32
2006/11/22	02:23:00	1191.5	891.3	256.2	277.2	236.7	233.3	524.8	382.8	237.2	236.8	201.2	225.6	64.1	63.2	64.8	62.8	230.60	30.29	6987.18
2006/11/22	02:24:00	1191.8	890.2	256.1	276.9	236.2	233.4	524.5	467.2	236.7	236.9	201.2	225.6	63.0	64.1	63.9	62.2	230.40	30.23	6964.99
2006/11/22	02:25:00	1191.7	890.3	256.2	277.0	235.1	233.6	523.8	361.6	237.3	237.5	201.0	225.7	63.5	64.1	63.9	63.2	230.40	30.26	6971.90
2006/11/22	02:26:00	1191.7	892.1	256.2	276.2	235.5	233.6	526.0	363.6	237.4	237.5	200.7	225.7	62.6	64.4	63.3	63.6	230.10	30.27	6965.13
2006/11/22	02:27:00	1191.6	889.9	255.9	276.8	236.2	233.7	524.6	375.8	236.5	237.2	201.0	225.7	63.9	63.7	63.6	62.4	230.60	30.27	6980.26
2006/11/22	02:28:00	1191.9	890.6	256.2	277.0	237.3	233.7	523.3	530.1	237.2	237.0	201.0	225.7	64.1	64.3	64.8	63.3	229.50	30.12	6930.90
2006/11/22	02:29:00	1191.1	892.1	256.2	277.6	236.7	233.8	524.9	416.7	237.5	237.2	201.0	225.7	63.6	64.3	64.8	63.3	230.40	30.29	6978.82
2006/11/22	02:30:00	1191.1	891.8	256.2	277.3	236.2	233.6	525.0	463.5	237.8	237.5	201.2	225.7	63.4	64.6	65.0	63.3	230.60	30.29	6987.18
2006/11/22	02:31:00	1191.6	890.1	256.4	277.3	236.0	233.9	524.3	432.6	237.6	237.6	201.0	225.7	62.8	64.3	64.0	63.7	230.60	30.29	6984.87
2006/11/22	02:32:00	1192.4	891.4	256.2	277.6	237.2	233.6	522.9	492.0	237.9	237.7	201.3	225.9	63.5	64.1	64.0	63.6	230.40	30.18	6953.47
2006/11/22	02:33:00	1192.1	892.1	256.2	276.9	237.5	234.0	523.5	390.6	237.7	237.6	201.3	225.9	63.8	64.1	64.6	63.3	230.60	30.26	6984.01
2006/11/22	02:34:00	1192.0	891.4	256.7	277.8	237.5	233.7	526.0	366.7	237.8	237.7	201.5	225.9	64.0	64.6	65.2	63.3	230.60	30.30	6989.49
2006/11/22	02:35:00	1192.0	887.7	256.7	277.6	237.3	234.1	525.2	355.1	237.9	237.7	201.5	226.0	64.0	64.3	65.4	63.6	230.50	30.28	6979.54
2006/11/22	02:36:00	1191.8	890.3	256.7	277.7	235.7	234.1	524.3	367.3	237.6	237.7	201.7	226.0	63.8	64.1	65.2	63.0	230.60	30.29	6987.18
2006/11/22	02:37:00	1191.8	893.5	256.7	277.8	236.0	234.0	524.6	376.7	237.5	237.6	201.5	226.0	63.7	64.3	64.8	63.1	230.60	30.29	6984.87
2006/11/22	02:38:00	1191.8	893.4	256.7	277.0	236.0	233.8	524.7	398.6	237.7	237.8	201.3	226.0	64.3	64.4	64.6	63.8	230.60	30.29	6984.87
2006/11/22	02:39:00	1191.1	894.1	256.7	277.9	236.0	234.2	525.7	358.3	237.9	237.9	201.5	226.0	64.4	64.3	65.1	64.1	230.60	30.30	6987.18
2006/11/22	02:40:00	1191.0	891.8	256.7	277.4	236.7	233.8	524.5	380.6	237.4	237.7	201.7	226.0	64.0	63.9	64.6	63.1	230.70	30.30	6990.21
2006/11/22	02:41:00	1192.4	889.6	256.7	277.5	236.0	233.9	524.0	518.3	238.0	237.7	201.5	226.0	63.9	64.4	65.0	63.9	230.60	30.30	6987.18
2006/11/22	02:42:00	1192.4	891.9	256.5	277.7	236.9	234.2	524.2	415.0	237.9	237.8	201.5	226.0	64.1	64.6	65.1	63.9	230.60	30.30	6987.18
2006/11/22	02:43:00	1191.3	892.1	256.7	277.3	236.7	234.2	525.9	376.6	237.8	237.9	201.5	226.0	63.8	63.4	64.4	63.4	230.60	30.30	6987.18
2006/11/22	02:44:00	1191.1	890.5	256.7	276.3	236.9	234.0	525.3	426.7	237.8	237.8	201.5	226.1	63.7	63.1	64.8	63.4	230.60	30.30	6987.18
2006/11/22	02:45:00	1192.1	890.7	256.7	276.4	235.9	233.9	525.4	488.4	237.8	238.0	201.5	226.1	64.1	63.5	64.4	62.8	230.60	30.30	6987.18
2006/11/22	02:46:00	1191.6	893.6	256.9	277.0	236.0	234.2	525.5	376.4	238.0	238.0	201.5	226.0	63.7	63.9	64.6	62.8	230.70	30.30	6990.21
2006/11/22	02:47:00	1191.6	891.6	256.9	277.5	236.3	234.2	525.9	408.0	237.8	237.6	201.3	226.0	64.2	64.4	64.2	63.6	230.60	30.29	6987.18
2006/11/22	02:48:00	1191.9	889.8	256.9	278.4	236.5	234.2	522.4	381.1	238.0	237.8	201.5	226.1	63.9	64.3	64.8	63.5	230.60	30.30	6987.18
2006/11/22	02:49:00	1192.6	886.5	256.9	276.4	237.2	234.1	524.0	397.6	237.3	237.8	201.5	226.1	64.2	64.1	64.6	62.8	230.60	30.30	6987.18
2006/11/22	02:50:00	1192.4	886.2	256.9	277.1	235.9	234.5	523.8	418.8	237.3	237.7	201.5	226.1	64.1	64.4	64.6	62.8	230.70	30.30	6990.21
2006/11/22	02:51:00	1192.6	884.9	256.9	277.0	236.2	234.2	524.5	374.2	237.4	237.8	201.5	226.2	63.9	63.3	65.3	63.0	230.60	30.30	6987.18
2006/11/22	02:52:00	1192.1	888.3	256.9	277.6	236.8	234.2	524.7	424.3	237.4	237.7	201.7	226.2	64.0	63.4	64.6	62.8	230.70	30.30	6990.21
2006/11/22	02:53:00	1191.9	888.4	256.9	277.3	236.8	234.6	524.5	385.4	237.6	237.7	201.7	226.2	64.6	63.5	64.8	63.8	230.60	30.30	6989.49
2006/11/22	02:54:00	1191.7	888.6	256.9	278.2	237.6	234.2	525.7	486.8	237.7	237.3	201.5	226.2	64.4	64.1	65.0	63.4	230.60	30.30	6989.49
2006/11/22	02:55:00	1192.0	892.7	257.2	277.4	237.5	234.5	523.0	397.1	237.9	237.6	201.7	226.2	64.3	64.1	64.8	63.1	230.60	30.29	6984.87
2006/11/22	02:56:00	1192.1	892.7	256.9	277.6	236.3	234.5	525.8	387.6	237.6	237.7	201.7	226.2	63.8	63.5	64.6	63.0	230.60	30.30	6987.18
2006/11/22	02:57:00	1191.7	892.9	257.0	277.6	236.2	234.2	525.1	421.8	237.9	237.9	201.7	226.2	63.6	63.0	63.9	63.6	230.60	30.30	6987.18
2006/11/22	02:58:00	1191.9	889.7	257.2	277.7	235.5	234.7	525.0	474.2	238.1	238.0	201.7	226.2	63.6	63.5	64.2	63.1	230.70	30.30	6990.21
2006/11/22	02:59:00	1193.7	888.7	257.2	277.3	236.2	234.6	525.9	408.8	238.3	238.0	201.5	226.4	62.3	64.1	63.7	63.0	230.70	30.29	6987.90
2006/11/22	03:00:00	1192.8	892.4	257.4	277.8	237.6	234.7	525.7	369.6	238.7	238.2	202.0	226.4	63.1	62.8	64.0	63.2	230.70	30.30	6990.21
2006/11/22	03:01:00	1191.3	888.6	257.4	277.3	236.5	234.7	526.7	370.3	238.4	238.4	201.8	226.4	62.6	62.8	63.8	62.1	230.70	30.30	6990.21
2006/11/22	03:02:00	1191.5	891.9	257.2	278.8	236.2	234.5	526.4	404.2	238.5	238.3	202.0	226.4	63.3	63.6	64.2	62.2	230.70	30.30	6990.21
2006/11/22	03:03:00	1191.1	889.2	257.4	278.5	236.2	234.9	524.1	384.5	238.2	238.5	202.0	226.4	63.4	63.7	64.3	62.6	230.70	30.30	6990.21
2006/11/22	03:04:00	1191.8	890.9	257.4	277.9	236.2	234.6	525.7	373.4	238.0	238.5	202.2	226.5	62.8	63.6	64.6	62.6	230.60	30.30	6987.18
2006/11/22	03:05:00	1191.4	890.3	257.5	277.9	236.7	234.7	527.2	361.0	238.4	238.6	202.2	226.5</							

Heat Rise Run

Rerun

Date	Time	TC1	TC2	TC3	TC4	TC5	TC6	TC7	TC8	TC9	TC10	TC11	TC12	TC13	TC14	TC15	TC16	VDC	Amps	Watts
2006/11/22	03:09:00	1192.9	895.4	257.7	278.1	236.8	235.0	526.6	370.4	238.7	239.2	202.2	226.7	62.8	63.8	64.1	63.2	230.60	30.30	6987.18
2006/11/22	03:10:00	1192.6	892.2	257.8	278.3	237.8	235.4	525.5	406.8	238.7	239.1	202.0	226.7	63.1	62.4	64.8	63.8	230.70	30.30	6990.21
2006/11/22	03:11:00	1192.4	892.9	257.9	278.0	235.7	235.2	526.2	433.8	239.4	239.1	202.2	226.7	63.6	64.3	64.4	63.9	230.60	30.30	6987.18
2006/11/22	03:12:00	1192.5	892.4	257.8	278.8	236.9	235.2	526.5	396.1	238.5	239.1	202.3	226.7	64.0	63.0	64.4	63.0	230.60	30.30	6989.49
2006/11/22	03:13:00	1192.4	891.1	258.0	277.4	236.9	235.1	526.4	400.5	238.8	239.0	202.3	226.7	64.1	62.8	65.1	63.5	230.60	30.30	6989.49
2006/11/22	03:14:00	1192.4	893.6	258.2	277.3	236.5	235.4	525.8	502.6	239.1	239.2	202.5	226.9	62.8	63.4	64.6	63.3	230.60	30.27	6984.87
2006/11/22	03:15:00	1192.4	893.2	258.2	277.5	236.7	235.0	526.2	354.9	239.4	239.1	202.5	226.9	62.8	63.9	63.9	63.3	230.60	30.29	6984.87
2006/11/22	03:16:00	1192.2	892.2	257.4	278.7	237.4	235.2	525.3	460.0	239.2	239.2	202.3	226.7	64.2	64.0	63.7	63.5	230.70	30.30	6990.21
2006/11/22	03:17:00	1192.1	892.4	257.8	277.8	237.7	235.2	526.1	441.7	239.2	239.2	202.3	226.7	63.3	63.9	63.9	63.1	230.60	30.30	6987.18
2006/11/22	03:18:00	1192.4	892.5	257.8	277.8	237.5	235.0	526.6	408.0	239.2	239.4	202.3	226.7	63.3	63.9	64.3	63.3	230.50	30.27	6977.24
2006/11/22	03:19:00	1192.6	891.4	257.9	278.1	236.9	235.1	526.9	384.8	238.9	239.4	202.3	226.7	62.6	64.0	64.3	62.8	230.60	30.30	6987.18
2006/11/22	03:20:00	1191.9	892.9	258.0	277.8	236.7	234.9	526.9	472.1	238.7	239.4	202.3	226.7	62.6	63.8	64.2	63.1	230.60	30.27	6982.57
2006/11/22	03:21:00	1192.4	890.7	258.2	278.2	236.9	235.1	526.4	513.1	239.0	239.5	202.3	226.9	63.1	63.9	64.6	63.2	230.20	30.25	6963.55
2006/11/22	03:22:00	1192.4	890.5	258.2	278.1	236.0	235.0	527.2	513.0	239.4	239.7	202.5	226.9	63.2	64.4	64.4	63.8	230.20	30.24	6961.25
2006/11/22	03:23:00	1192.5	888.9	258.2	278.2	237.6	235.0	525.9	386.3	238.9	239.8	202.3	226.9	63.1	64.0	64.4	63.6	227.40	29.94	6808.36
2006/11/22	03:24:00	1192.4	890.1	257.7	278.0	236.7	234.9	526.2	437.4	239.0	239.8	202.3	226.9	63.5	64.3	64.1	63.9	230.50	30.29	6981.85
2006/11/22	03:25:00	1192.1	892.1	258.2	278.6	237.6	235.2	525.5	426.6	239.2	239.8	202.5	226.9	63.3	63.6	64.3	63.7	230.60	30.29	6984.87
2006/11/22	03:26:00	1192.1	890.1	258.2	278.0	236.8	235.1	525.9	485.4	239.5	239.9	202.3	226.9	62.4	63.9	64.0	63.5	229.20	30.11	6901.21
2006/11/22	03:27:00	1192.7	891.1	258.2	278.8	236.8	235.1	526.9	401.6	239.5	239.8	202.5	226.9	62.8	63.3	63.9	63.3	230.60	30.29	6987.18
2006/11/22	03:28:00	1192.5	891.1	258.2	278.4	237.4	235.0	526.7	529.9	239.3	239.2	202.5	226.9	63.3	63.4	64.2	62.8	229.90	30.20	6952.04
2006/11/22	03:29:00	1192.8	893.7	258.0	277.5	238.3	235.1	525.6	410.3	239.0	239.2	202.7	226.9	63.6	63.4	64.4	62.6	225.10	29.69	6683.22
2006/11/22	03:30:00	1192.9	890.6	258.4	278.5	237.3	235.5	526.2	409.7	239.1	239.2	202.7	226.9	63.7	63.5	64.6	62.4	227.70	29.96	6821.89
2006/11/22	03:31:00	1191.6	891.6	258.2	279.1	237.3	235.4	527.0	386.8	239.4	239.3	202.7	226.9	63.6	64.3	64.3	62.6	225.60	29.85	6734.16
2006/11/22	03:32:00	1192.1	890.3	258.3	278.3	237.8	235.2	527.0	391.1	238.8	239.3	202.8	227.0	63.6	63.4	64.4	62.2	229.60	30.14	6923.16
2006/11/22	03:33:00	1191.5	894.4	258.5	278.1	238.0	235.2	526.2	397.8	239.3	239.3	203.0	227.0	63.9	63.4	64.6	62.8	230.50	30.29	6981.85
2006/11/22	03:34:00	1191.4	892.9	258.6	278.1	238.9	235.7	526.6	388.1	239.4	239.1	202.8	227.2	64.0	63.7	64.8	63.2	230.60	30.26	6977.96
2006/11/22	03:35:00	1192.9	892.6	258.6	277.9	238.7	235.5	526.7	380.2	239.5	239.2	202.8	227.2	64.6	64.6	64.8	63.4	230.10	30.24	6958.22
2006/11/22	03:36:00	1193.4	894.2	258.3	277.8	238.3	235.2	527.7	369.8	239.7	239.5	202.7	227.2	64.2	64.1	63.8	63.6	230.60	30.27	6986.32
2006/11/22	03:37:00	1192.1	893.2	258.4	279.2	237.5	235.5	525.8	388.5	239.3	239.6	202.7	227.2	63.7	63.7	64.6	63.1	230.50	30.28	6979.54
2006/11/22	03:38:00	1192.5	891.0	258.5	278.2	237.5	235.7	526.2	459.7	239.8	239.5	202.7	227.0	63.2	63.6	64.2	63.0	230.30	30.28	6980.39
2006/11/22	03:39:00	1192.5	889.6	258.4	278.1	236.2	235.1	527.5	524.0	239.5	239.3	202.5	227.2	63.1	63.5	63.7	62.4	230.00	30.20	6946.00
2006/11/22	03:40:00	1192.1	891.0	258.2	277.9	236.9	235.4	525.5	461.8	238.0	238.9	202.7	227.0	63.9	63.6	63.7	62.6	230.60	30.29	6989.49
2006/11/22	03:41:00	1192.1	890.6	258.4	277.2	237.9	235.5	526.7	388.9	239.0	238.9	202.7	227.0	63.4	63.5	64.6	62.8	230.60	30.30	6989.49
2006/11/22	03:42:00	1192.8	891.6	258.3	278.7	237.7	235.2	527.2	404.8	238.8	238.8	202.7	227.0	64.0	63.2	64.4	63.0	230.60	30.28	6982.57
2006/11/22	03:43:00	1192.1	891.9	258.2	278.0	237.4	235.2	526.0	394.6	238.8	238.9	202.7	227.0	63.6	63.9	64.6	63.1	230.50	30.24	6979.39
2006/11/22	03:44:00	1193.1	893.5	258.2	277.9	237.2	235.2	525.2	366.9	238.8	238.6	202.7	227.0	64.0	63.6	64.1	62.3	230.50	30.28	6982.57
2006/11/22	03:45:00	1192.0	890.6	258.3	278.3	237.8	234.7	524.7	399.6	238.7	238.7	202.7	227.0	64.3	63.5	64.1	62.8	230.50	30.27	6977.24
2006/11/22	03:46:00	1192.6	889.7	258.2	277.7	237.5	234.9	526.0	370.7	238.5	238.7	202.7	226.9	63.4	63.6	64.8	62.8	230.70	30.29	6987.90
2006/11/22	03:47:00	1192.1	891.0	258.3	278.2	236.9	235.1	526.5	372.6	238.0	238.5	202.7	226.9	63.6	63.5	64.6	62.1	230.50	30.29	6984.15
2006/11/22	03:48:00	1192.1	893.3	258.3	277.4	237.0	235.2	527.8	372.9	238.4	238.5	202.5	227.0	63.6	64.1	64.3	62.6	230.50	30.29	6984.15
2006/11/22	03:49:00	1191.6	893.0	258.3	278.0	238.1	235.2	527.2	372.6	238.9	238.8	202.7	227.0	63.6	64.3	64.3	62.8	228.90	30.17	6908.20
2006/11/22	03:50:00	1191.8	891.6	258.3	278.4	237.5	235.5	525.9	378.8	238.9	238.7	202.5	226.9	63.6	64.4	64.8	63.2	230.00	30.16	6952.90
2006/11/22	03:51:00	1192.4	891.9	258.4	277.2	237.2	234.9	526.2	561.9	238.8	238.6	202.7	227.0	63.8	63.7	65.0	63.6	230.40	30.16	6948.86
2006/11/22	03:52:00	1192.5	891.0	258.5	276.9	237.3	235.5	527.5	390.0	238.8	238.8	202.7	227.0	63.8	63.4	64.4	63.2	230.40	30.29	6981.85
2006/11/22	03:53:00	1192.5	891.6	258.3	277.6	237.2	235.4	526.7	401.7	238.9	238.9	202.7	227.0	63.7	64.0	64.8	63.1	230.50	30.27	6980.26
2006/11/22	03:54:00	1193.1	887.9	258.6	277.7	237.5	235.5	526.5	453.8	239.2	238.7	202.7	227.0	64.1	63.6	64.2	63.6	230.50	30.25	6972.63
2006/11/22	03:55:00	1192.9	891.4	258.4	278.2	236.8	235.7	527.3	404.8	239.0	238.7	202.5	227.0	63.0	63.7	63.6	62.8	230.50	30.27	6979.54
2006/11/22	03:56:00	1192.6	892.1	258.3	278.8	236.0	235.0	527.2	387.9	239.1	239.2	202.7	227.0	62.6	63.8	63.1	62.8	230.60	30.28	6982.57
2006/11/22	03:57:00	1192.2	891.1	258.4	278.2	237.3	235.2	526.5	402.3	239.1	239.0	202.5	227.0	63.6	64.3	63.5	62.6	230.20	30.24	6961.25
2006/11/22	03:58:00	1193.1	890.8	258.3	276.7	237.3	235.1	525.9	571.9	238.6	239.2	202.7	227.0	63.9	63.8	63.6	62.8	230.70	30.30	6990.21
2006/11/22	03:59:00	1193.1	890.3	258.2	277.7	237.5	235.5	526.2	422.8	238.8	239.3	202.5	227.0	64.0	63.6	64.6	63.5	230.60	30.29	6987.18
2006/11/22	04:00:00	1191.6	895.6	258.4	278.4	236.8	235.7	527.2	378.7	239.8	239.3	202.7	227.0	63.4	64.4	64.1	62.8	230.70	30.30	6990.21
2006/11/22	04:01:00	1191.5	894.6	258.3	277.8	236.7	235.2	527.5	377.8	238.9	239.3	202.7	227.0	63.1	63.8	63.3	63.2	230.70	30.30	6990.21
2006/11/22	04:02:00	1191.8	892.1	258.5	278.1	238.3	235.5	526.2	371.6	239.7	239.5	202.7	227.0	63.1	63.7	63.3	63.8	230.70	30.30	6990.21
2006/11/22	04:03:00	1192.1	891.8	258.6	278.2	2														

Heat Rise Run

Rerun

		TC1	TC2	TC3	TC4	TC5	TC6	TC7	TC8	TC9	TC10	TC11	TC12	TC13	TC14	TC15	TC16	VDC	Amps	Watts	
3-620	Date	Time																			
for Model AOS-025, AOS-050, and AOS-100 Transport Packages, Rev. G, July 27, 2012 (Docket No. 71-9316)	2006/11/22	04:07:00	1192.4	892.4	258.9	278.3	238.0	235.9	527.3	398.6	239.5	239.8	202.8	227.4	64.1	64.1	64.8	63.3	230.70	30.30	6990.21
	2006/11/22	04:08:00	1192.4	891.4	258.9	278.7	237.6	235.9	527.2	430.0	239.8	239.7	202.8	227.4	64.0	64.2	64.8	63.2	230.70	30.30	6990.21
	2006/11/22	04:09:00	1192.7	893.3	259.0	277.8	237.7	236.0	526.9	437.5	239.7	239.8	202.8	227.2	64.1	64.2	65.0	63.7	230.70	30.30	6990.21
	2006/11/22	04:10:00	1191.5	892.1	259.0	278.7	237.7	235.9	527.3	388.7	239.9	239.7	203.0	227.4	64.3	64.4	64.3	64.1	230.60	30.29	6984.87
	2006/11/22	04:11:00	1191.5	889.8	259.0	278.9	237.2	235.7	527.7	368.6	239.7	240.1	203.0	227.5	63.7	64.6	64.3	63.9	230.70	30.30	6990.21
	2006/11/22	04:12:00	1192.5	891.9	259.1	277.7	237.0	236.0	528.1	375.0	239.6	240.4	203.0	227.5	63.9	65.0	65.0	64.0	230.70	30.30	6990.21
	2006/11/22	04:13:00	1192.0	891.1	259.2	278.0	236.7	236.0	527.8	372.7	239.8	240.6	203.0	227.5	63.3	65.2	64.2	64.4	230.60	30.30	6987.18
	2006/11/22	04:14:00	1192.1	893.2	259.1	278.5	238.3	236.0	526.9	410.1	239.7	240.4	203.0	227.5	64.4	64.6	64.4	64.1	230.70	30.30	6990.21
	2006/11/22	04:15:00	1192.1	893.7	259.2	279.3	236.5	236.2	528.8	398.1	239.5	240.6	203.0	227.7	63.9	64.2	64.6	63.9	230.70	30.30	6990.21
	2006/11/22	04:16:00	1192.4	891.1	259.3	278.5	238.1	235.7	528.0	424.7	239.5	240.4	203.2	227.7	63.3	64.8	64.4	63.7	230.70	30.30	6990.21
	2006/11/22	04:17:00	1193.5	892.9	259.2	279.3	237.7	236.2	526.2	397.9	240.2	240.4	203.2	227.7	63.8	64.6	64.8	63.4	230.70	30.30	6990.21
	2006/11/22	04:18:00	1192.6	894.0	259.4	279.4	236.7	236.3	528.7	379.6	240.2	240.6	203.2	227.7	63.9	64.3	65.0	64.0	230.70	30.30	6990.21
	2006/11/22	04:19:00	1192.6	891.8	259.4	278.9	236.7	236.3	528.6	402.7	239.8	240.4	203.3	227.7	63.6	64.6	64.6	64.2	230.70	30.30	6990.21
	2006/11/22	04:20:00	1192.6	892.5	259.5	279.1	237.2	236.2	528.5	474.1	240.2	240.9	203.5	227.9	63.3	64.2	64.3	63.6	230.70	30.29	6987.90
	2006/11/22	04:21:00	1192.9	891.4	259.5	279.2	237.0	236.3	527.5	364.1	240.4	240.7	203.5	227.9	63.8	65.0	64.2	64.2	230.70	30.30	6990.21
	2006/11/22	04:22:00	1192.9	892.1	259.5	278.7	237.8	236.7	529.4	383.7	239.8	240.4	203.5	227.9	65.0	64.0	64.6	63.5	230.60	30.29	6987.18
	2006/11/22	04:23:00	1192.7	894.6	259.5	278.6	237.8	236.5	527.7	348.0	239.6	240.9	203.5	227.9	64.6	64.4	64.6	63.4	230.70	30.30	6990.21
	2006/11/22	04:24:00	1193.4	891.9	259.5	279.2	238.6	236.3	528.3	541.9	240.2	240.9	203.5	228.0	64.6	64.3	64.8	63.6	230.70	30.30	6990.21
	2006/11/22	04:25:00	1193.1	892.6	259.5	279.2	239.5	236.7	528.0	473.0	240.4	240.9	203.5	228.0	64.6	64.3	64.8	64.0	230.70	30.30	6990.21
	2006/11/22	04:26:00	1193.6	891.4	259.7	278.5	238.9	236.7	529.4	411.5	240.7	240.9	203.6	228.0	63.7	64.6	65.3	63.9	230.70	30.30	6990.21
	2006/11/22	04:27:00	1193.1	892.1	259.5	279.1	238.4	236.7	527.2	371.6	240.6	241.2	203.6	228.0	63.8	64.6	64.6	64.6	230.70	30.30	6990.21
	2006/11/22	04:28:00	1192.8	893.3	259.7	278.7	237.9	236.8	528.1	474.4	240.1	240.9	203.6	228.0	63.6	63.5	64.3	63.7	230.70	30.30	6990.21
	2006/11/22	04:29:00	1193.9	893.2	259.8	278.5	238.7	236.5	527.3	446.5	240.3	241.3	203.7	228.0	63.6	64.1	64.4	64.4	230.70	30.30	6990.21
	2006/11/22	04:30:00	1192.8	895.1	259.8	278.4	237.3	236.5	527.2	493.2	240.3	241.2	203.6	228.0	64.0	63.7	64.8	63.7	230.70	30.30	6990.21
	2006/11/22	04:31:00	1192.4	893.9	259.7	279.3	237.3	236.7	528.6	451.9	240.8	241.3	203.7	228.0	64.3	64.2	64.3	64.2	230.70	30.30	6990.21
	2006/11/22	04:32:00	1193.4	891.6	259.9	278.0	238.7	236.7	528.0	421.3	240.9	241.3	203.7	228.0	64.4	64.6	64.6	64.0	230.70	30.30	6990.21
	2006/11/22	04:33:00	1192.8	893.9	260.0	279.6	239.2	236.7	529.2	403.4	240.6	241.3	203.7	228.0	64.3	64.6	64.6	64.0	230.70	30.30	6990.21
	2006/11/22	04:34:00	1192.9	894.6	259.9	278.6	237.4	236.7	529.0	414.8	241.1	241.4	203.6	228.0	64.3	63.3	64.3	64.1	230.70	30.30	6990.21
	2006/11/22	04:35:00	1192.8	892.2	259.8	279.7	237.0	237.0	529.2	443.0	240.9	241.4	203.6	228.2	63.7	63.9	64.6	64.1	230.70	30.30	6990.21
	2006/11/22	04:36:00	1193.7	892.9	260.0	278.8	238.1	237.0	528.8	443.1	240.3	241.3	203.8	228.2	63.9	63.7	64.2	63.6	230.70	30.30	6990.21
	2006/11/22	04:37:00	1193.3	892.2	260.1	278.6	238.9	236.7	528.7	395.9	241.2	241.4	203.8	228.2	64.3	64.1	64.8	63.8	230.70	30.30	6990.21
	2006/11/22	04:38:00	1193.1	891.8	259.7	278.8	238.4	236.8	528.9	383.7	240.9	241.4	204.0	228.2	65.0	63.9	64.1	63.8	230.70	30.30	6990.21
	2006/11/22	04:39:00	1193.6	895.1	260.0	278.3	238.7	237.3	527.2	383.7	240.7	241.6	203.8	228.2	64.4	64.6	64.6	63.5	230.60	30.29	6987.18
	2006/11/22	04:40:00	1193.9	889.2	260.1	279.6	239.0	236.7	529.1	354.6	241.2	241.4	203.8	228.2	64.1	63.6	64.4	63.8	230.70	30.30	6990.21
	2006/11/22	04:41:00	1193.7	891.4	260.0	278.9	239.1	237.2	530.2	382.8	241.1	241.3	204.0	228.2	64.0	63.9	65.2	63.6	230.70	30.30	6990.21
	2006/11/22	04:42:00	1192.7	894.1	260.3	279.4	238.5	237.3	528.1	395.1	240.8	241.1	204.1	228.2	64.1	63.7	65.6	64.0	230.70	30.30	6990.21
	2006/11/22	04:43:00	1193.4	893.0	260.4	278.9	237.2	237.0	527.2	400.3	241.2	241.4	204.0	228.5	63.6	65.0	64.8	64.3	230.70	30.30	6990.21
	2006/11/22	04:44:00	1193.7	891.9	260.3	279.7	237.8	236.8	528.0	408.1	240.8	241.6	203.8	228.5	63.7	63.9	64.8	64.1	230.60	30.29	6984.87
	2006/11/22	04:45:00	1193.7	892.4	260.4	278.8	238.1	236.8	528.0	429.3	241.1	241.9	204.0	228.3	63.3	64.2	63.9	64.1	230.70	30.30	6990.21
	2006/11/22	04:46:00	1193.1	893.7	260.5	279.9	238.1	236.9	528.9	379.6	241.3	241.9	204.1	228.3	64.1	64.8	63.5	64.2	230.70	30.30	6990.21
	2006/11/22	04:47:00	1193.2	891.6	260.2	279.4	238.2	237.2	528.9	404.9	240.9	241.7	204.1	228.3	64.1	64.3	65.3	63.9	230.70	30.30	6990.21
	2006/11/22	04:48:00	1192.9	895.6	260.2	279.3	237.6	237.3	528.6	356.6	240.7	241.9	204.0	228.5	64.0	64.1	64.4	63.5	230.70	30.30	6990.21
	2006/11/22	04:49:00	1192.9	894.2	260.3	280.4	238.1	237.2	528.5	363.5	241.3	241.6	204.2	228.5	64.6	63.9	63.9	63.9	230.60	30.30	6987.18
	2006/11/22	04:50:00	1192.8	894.6	260.3	279.3	238.9	236.7	529.3	414.0	241.2	241.9	204.1	228.5	64.1	63.9	64.3	64.3	230.70	30.30	6990.21
	2006/11/22	04:51:00	1192.9	891.4	260.5	279.4	238.2	237.2	529.3	386.2	241.7	241.9	204.1	228.5	63.0	64.3	64.1	64.4	230.70	30.29	6987.90
	2006/11/22	04:52:00	1193.9	893.0	260.6	279.3	238.1	236.7	529.4	377.7	241.4	242.1	204.2	228.5	62.4	64.2	63.9	64.4	230.70	30.30	6990.21
	2006/11/22	04:53:00	1193.9	892.1	260.5	278.9	238.8	236.7	528.4	386.1	241.7	241.9	204.2	228.5	63.3	63.9	64.6	64.4	230.70	30.30	6990.21
	2006/11/22	04:54:00	1194.2	890.9	260.6	279.4	237.7	237.0	527.5	378.3	241.6	241.9	204.3	228.5	63.8	64.4	64.4	64.4	230.70	30.30	6990.21
	2006/11/22	04:55:00	1193.4	893.1	260.6	280.4	238.4	237.2	529.2	378.3	241.7	241.9	204.3	228.5	63.0	63.8	64.4	64.3	230.60	30.30	6987.18
	2006/11/22	04:56:00	1193.5	893.1	260.6	278.9	239.2	237.2	528.9	431.5	241.4	242.2	204.3	228.5	63.9	64.3	64.6	64.0	230.70	30.30	6990.21
	2006/11/22	04:57:00	1193.2	894.0	260.6	278.9	239.1	237.2	529.1	368.5	241.7	242.2	204.5	228.7	64.2	64.1	65.1	64.3	230.70	30.30	6990.21
	2006/11/22	04:58:00	1192.4	895.2	260.6	279.3	238.4	237.0	529.2	373.3	241.2	241.9	204.3	228.7	64.0	63.3	64.0	64.0	230.70	30.30	6990.21
	2006/11/22	04:59:00	1193.9	891.9	260.6	279.7	238.9	237.2	528.4	5											

Heat Rise Run

Rerun

Date	Time	TC1	TC2	TC3	TC4	TC5	TC6	TC7	TC8	TC9	TC10	TC11	TC12	TC13	TC14	TC15	TC16	VDC	Amps	Watts
2006/11/22	05:05:00	1193.7	894.2	260.8	279.2	238.1	237.3	528.3	416.6	240.8	242.2	204.5	228.7	63.3	63.5	64.2	63.4	230.70	30.30	6990.21
2006/11/22	05:06:00	1194.1	893.2	260.8	279.4	238.1	237.2	529.6	463.3	241.7	242.4	204.5	228.7	62.3	64.2	63.9	63.2	230.70	30.30	6990.21
2006/11/22	05:07:00	1193.2	892.1	260.7	279.3	238.1	237.5	530.2	372.7	241.2	242.2	204.5	228.7	62.8	63.3	63.9	63.1	230.70	30.30	6990.21
2006/11/22	05:08:00	1192.6	895.1	260.9	279.7	238.7	237.6	531.2	366.5	241.9	242.2	204.6	228.7	64.0	64.1	65.3	63.7	230.70	30.29	6987.90
2006/11/22	05:09:00	1193.1	894.2	260.8	278.9	238.2	237.2	529.8	384.3	241.6	241.9	204.5	228.7	63.9	64.1	64.6	63.7	230.70	30.29	6987.90
2006/11/22	05:10:00	1193.6	891.8	260.6	279.6	238.8	237.3	529.9	480.0	241.2	241.9	204.5	228.7	64.8	63.6	63.8	63.5	230.70	30.30	6990.21
2006/11/22	05:11:00	1193.9	892.1	260.9	278.8	239.3	237.5	529.8	510.5	241.7	242.1	204.5	228.7	64.1	64.0	63.9	64.0	230.70	30.30	6990.21
2006/11/22	05:12:00	1193.1	893.4	260.8	279.2	237.7	237.5	529.7	467.8	241.7	242.4	204.5	228.8	63.4	63.2	64.0	63.2	230.70	30.30	6990.21
2006/11/22	05:13:00	1193.6	892.9	260.9	279.4	238.5	237.4	528.1	499.4	241.4	242.4	204.5	228.8	64.3	63.6	64.3	63.5	230.70	30.30	6990.21
2006/11/22	05:14:00	1193.1	894.6	260.9	280.1	238.6	237.6	528.2	350.7	241.4	242.2	204.5	228.8	62.8	64.6	64.3	63.6	230.70	30.29	6987.90
2006/11/22	05:15:00	1192.7	893.5	260.9	279.1	239.1	237.5	529.6	350.7	241.7	242.4	204.5	228.8	64.4	63.9	64.6	63.7	230.70	30.30	6990.21
2006/11/22	05:16:00	1193.4	895.9	260.9	279.9	238.2	237.7	529.9	448.2	241.4	242.7	204.5	229.0	63.2	64.1	64.4	63.8	230.70	30.30	6990.21
2006/11/22	05:17:00	1193.8	896.2	261.2	279.7	237.6	237.4	530.1	410.1	242.1	242.4	204.5	229.0	62.8	64.3	64.0	63.7	230.70	30.30	6990.21
2006/11/22	05:18:00	1193.3	894.6	261.1	280.1	239.1	237.7	530.2	371.6	241.7	242.7	204.6	229.0	64.1	64.0	64.2	63.6	230.70	30.30	6990.21
2006/11/22	05:19:00	1193.2	894.2	261.1	280.1	237.3	237.6	529.3	382.6	241.7	242.4	204.5	229.0	63.7	64.4	64.6	64.1	230.70	30.30	6990.21
2006/11/22	05:20:00	1193.6	894.2	261.1	278.9	237.7	237.6	530.5	385.8	241.9	242.4	204.5	229.0	63.2	63.8	64.6	63.0	230.70	30.29	6987.90
2006/11/22	05:21:00	1193.4	894.2	261.1	279.3	237.7	237.8	528.7	562.4	241.7	242.4	204.6	228.8	63.0	63.8	63.7	63.1	230.70	30.30	6990.21
2006/11/22	05:22:00	1193.5	895.4	260.9	279.9	238.4	237.7	530.2	371.6	241.9	242.4	204.6	228.8	64.0	63.1	64.3	63.5	230.70	30.29	6987.90
2006/11/22	05:23:00	1192.8	891.8	261.2	279.1	238.6	237.6	529.9	420.4	241.7	242.4	204.6	228.8	62.4	64.4	64.8	63.3	230.70	30.30	6990.21
2006/11/22	05:24:00	1194.2	894.1	261.2	278.9	238.4	237.4	529.9	393.8	241.6	242.4	204.6	228.8	63.2	64.0	64.8	63.5	230.70	30.30	6990.21
2006/11/22	05:25:00	1193.3	892.4	261.2	280.2	238.2	237.2	530.5	393.8	242.2	242.4	204.6	228.8	62.8	63.8	64.0	63.6	230.70	30.30	6990.21
2006/11/22	05:26:00	1193.2	894.6	261.2	280.2	239.0	237.7	530.9	426.4	242.2	242.5	204.6	229.0	62.8	64.6	64.1	64.1	230.70	30.29	6990.21
2006/11/22	05:27:00	1193.6	891.9	261.4	279.9	239.2	237.8	529.6	532.7	241.9	242.7	204.6	229.0	62.4	64.4	64.2	63.8	230.70	30.30	6990.21
2006/11/22	05:28:00	1193.7	893.2	261.2	279.7	238.1	237.7	530.4	465.0	242.2	242.9	204.7	229.0	62.3	64.6	64.2	64.1	230.70	30.30	6990.21
2006/11/22	05:29:00	1193.4	894.1	261.2	279.9	238.9	237.5	531.3	404.8	241.9	242.9	204.7	229.0	64.0	64.0	64.2	63.8	230.60	30.30	6987.18
2006/11/22	05:30:00	1193.4	892.2	261.4	279.4	239.2	237.7	530.7	451.6	242.4	242.7	204.6	229.0	63.7	64.2	64.2	63.0	230.70	30.30	6990.21
2006/11/22	05:31:00	1193.2	894.6	261.4	279.9	238.5	237.9	529.9	467.5	242.2	242.4	204.8	229.0	62.8	64.1	64.2	63.0	230.70	30.30	6990.21
2006/11/22	05:32:00	1193.1	895.4	261.4	279.6	239.4	237.9	529.7	416.3	242.2	242.5	204.8	229.0	64.0	64.6	65.1	63.9	230.70	30.30	6990.21
2006/11/22	05:33:00	1192.9	894.6	261.4	280.2	239.6	237.5	529.1	407.6	242.2	242.7	204.8	229.0	64.0	64.0	65.2	64.0	230.70	30.30	6990.21
2006/11/22	05:34:00	1192.9	892.4	261.3	279.9	239.0	237.9	530.4	446.8	242.4	242.7	204.7	229.0	64.4	64.8	65.3	63.7	230.70	30.30	6990.21
2006/11/22	05:35:00	1193.1	890.9	261.2	279.7	238.2	238.0	529.6	499.6	242.2	242.4	204.7	229.0	64.3	64.8	64.3	64.0	230.70	30.30	6990.21
2006/11/22	05:36:00	1193.2	893.2	261.3	280.2	239.4	237.9	529.4	428.5	242.1	242.5	204.8	229.0	65.2	64.6	64.2	63.7	230.70	30.30	6990.21
2006/11/22	05:37:00	1192.8	891.6	261.3	279.9	239.4	237.6	529.9	373.7	241.9	242.7	204.8	229.2	64.6	64.0	64.3	63.9	230.70	30.29	6987.90
2006/11/22	05:38:00	1192.2	893.2	261.4	279.7	239.5	238.3	530.9	479.1	242.1	242.5	205.0	229.2	64.8	63.7	64.8	64.0	230.70	30.30	6990.21
2006/11/22	05:39:00	1193.1	893.7	261.3	279.7	238.9	238.1	530.7	466.8	241.9	242.7	204.8	229.2	64.3	63.7	64.8	63.4	230.70	30.30	6990.21
2006/11/22	05:40:00	1193.1	893.7	261.4	279.7	238.9	237.8	530.2	355.3	241.6	242.7	205.0	229.2	63.2	63.8	64.6	63.8	230.70	30.30	6990.21
2006/11/22	05:41:00	1193.2	895.4	261.4	279.4	238.5	238.1	528.2	407.8	242.7	242.9	204.8	229.2	63.2	63.8	64.3	64.6	230.70	30.29	6990.21
2006/11/22	05:42:00	1194.2	891.6	261.6	279.6	238.5	237.7	528.8	404.8	242.4	242.9	204.8	229.2	63.0	64.6	64.0	64.4	230.60	30.30	6987.18
2006/11/22	05:43:00	1193.8	894.1	261.4	280.2	240.1	238.2	528.9	372.3	242.4	242.9	204.8	229.2	64.0	65.0	63.9	64.6	230.70	30.30	6990.21
2006/11/22	05:44:00	1193.1	894.6	261.4	279.4	237.8	237.8	530.4	366.2	242.5	243.2	204.7	229.2	62.6	64.2	64.2	64.0	230.70	30.30	6990.21
2006/11/22	05:45:00	1193.9	893.7	261.4	279.4	238.1	237.5	528.1	401.1	242.2	242.5	204.8	229.2	62.6	63.9	63.7	63.5	230.70	30.30	6990.21
2006/11/22	05:46:00	1194.6	892.9	261.7	279.3	238.6	237.9	530.1	388.8	242.2	242.7	204.7	229.2	62.8	63.7	64.8	63.8	230.70	30.30	6990.21
2006/11/22	05:47:00	1194.4	893.1	261.6	279.4	237.5	237.5	529.4	465.0	242.7	242.5	204.7	229.2	62.8	63.7	63.8	63.9	230.70	30.30	6990.21
2006/11/22	05:48:00	1193.3	892.1	261.6	279.6	238.8	237.9	530.5	394.0	242.1	242.9	204.8	229.2	64.3	64.3	63.9	63.2	230.70	30.29	6987.90
2006/11/22	05:49:00	1193.9	894.6	261.7	279.3	238.9	237.9	530.9	371.6	242.2	242.9	204.8	229.2	63.7	63.9	65.4	64.0	230.70	30.30	6990.21
2006/11/22	05:50:00	1193.2	894.9	261.6	279.4	238.8	237.8	530.4	415.3	242.7	243.0	205.0	229.2	63.2	63.1	64.8	63.4	230.70	30.30	6990.21
2006/11/22	05:51:00	1194.1	891.3	261.8	278.9	239.0	237.3	529.2	447.6	242.9	243.2	205.0	229.2	63.5	64.4	64.4	63.7	230.70	30.30	6990.21
2006/11/22	05:52:00	1193.6	893.5	261.6	280.2	239.0	238.0	530.2	381.3	242.9	243.0	204.8	229.2	64.4	65.0	64.6	64.3	230.70	30.30	6990.21
2006/11/22	05:53:00	1193.9	893.5	261.7	279.7	238.7	238.0	530.7	395.9	242.7	243.2	205.0	229.2	64.4	64.6	64.6	63.8	230.70	30.30	6990.21
2006/11/22	05:54:00	1193.7	892.9	261.9	280.7	238.5	238.0	530.1	396.2	242.4	243.4	205.0	229.2	63.8	64.3	64.4	64.4	230.70	30.30	6990.21
2006/11/22	05:55:00	1193.2	895.4	261.4	280.7	238.6	237.7	531.8	364.6	241.9	243.2	205.0	229.3	63.2	65.0	64.2	62.4	230.70	30.30	6990.21
2006/11/22	05:56:00	1193.1	893.3	261.9	278.7	239.1	238.2	529.3	411.1	242.4	243.0	205.2	229.3	64.1	64.6	64.4	63.8	230.70	30.29	6987.90
2006/11/22	05:57:00	1193.1	893.6	261.8	278.1	239.6	238.2	530.7	396.4	242.4	243.4	205.2	229.3	63.9	64.6	64.8	64.3	230.70	30.30	6990.21
2006/11/22	05:58:00	1192.6	892.4	261.9	279.9	238.5	238.1	530.4	391.3	242.5	243.4	205.0	229.2	63.5	63.7	64.6	63.9	230.70	30.30	6990.21
2006/11/22	05:59:00	1193.8	894.0	261.9	280.7	2														

Heat Rise Run

Rerun

		TC1	TC2	TC3	TC4	TC5	TC6	TC7	TC8	TC9	TC10	TC11	TC12	TC13	TC14	TC15	TC16	VDC	Amps	Watts
Date Time																				
2006/11/22	06:03:00	1193.6	892.9	261.9	280.5	238.9	237.7	530.2	391.1	242.4	243.4	205.2	229.3	62.8	64.6	64.0	63.4	230.70	30.30	6990.21
2006/11/22	06:04:00	1192.7	894.6	262.2	280.1	238.6	237.9	530.7	458.8	242.2	243.4	205.5	229.5	63.2	64.6	64.4	63.6	230.70	30.29	6987.90
2006/11/22	06:05:00	1192.8	894.0	262.1	279.7	239.8	238.2	529.7	441.0	242.1	243.0	205.3	229.3	63.2	63.8	64.0	63.3	230.70	30.29	6987.90
2006/11/22	06:06:00	1193.4	892.9	262.1	279.7	239.7	238.4	529.9	509.7	242.7	243.4	205.5	229.5	63.4	63.8	64.6	63.3	230.70	30.29	6990.21
2006/11/22	06:07:00	1193.2	894.2	262.2	280.2	239.5	238.2	530.7	385.2	242.7	243.0	205.6	229.5	63.7	63.7	64.2	62.8	230.70	30.29	6987.90
2006/11/22	06:08:00	1194.1	893.8	261.9	279.9	239.6	237.9	531.6	467.5	242.2	243.0	205.5	229.5	63.2	63.7	64.2	62.8	230.70	30.29	6987.90
2006/11/22	06:09:00	1193.5	893.6	261.9	280.2	238.5	238.1	531.4	397.6	242.2	242.7	205.6	229.5	63.3	63.7	64.8	63.2	230.70	30.29	6987.90
2006/11/22	06:10:00	1193.4	894.9	261.7	279.9	239.6	238.1	529.9	372.0	242.7	242.7	205.6	229.3	63.0	63.9	64.3	62.8	230.60	30.30	6987.18
2006/11/22	06:11:00	1193.3	894.6	261.7	280.2	239.0	237.8	530.4	372.0	242.1	242.4	205.5	229.3	63.1	63.2	63.4	62.8	230.70	30.29	6987.90
2006/11/22	06:12:00	1193.4	894.4	261.6	280.2	239.0	237.6	529.8	340.5	242.4	242.2	205.5	229.2	62.8	62.0	63.4	62.4	230.70	30.29	6987.90
2006/11/22	06:13:00	1192.5	891.6	261.6	278.8	238.8	237.7	530.9	391.7	242.4	242.2	205.5	229.2	62.8	62.1	63.9	62.2	230.70	30.30	6990.21
2006/11/22	06:14:00	1193.7	894.4	261.7	277.9	239.0	238.2	529.3	446.6	241.9	242.2	205.5	229.2	62.8	62.8	63.9	62.2	230.70	30.30	6990.21
2006/11/22	06:15:00	1193.6	892.9	261.7	279.1	237.2	237.9	530.4	515.7	242.2	242.5	205.3	229.2	62.2	63.0	63.8	62.6	230.70	30.30	6990.21
2006/11/22	06:16:00	1193.6	893.2	261.7	279.7	238.0	237.8	530.4	409.9	242.2	242.5	205.5	229.3	62.0	62.6	63.8	62.6	230.70	30.30	6990.21
2006/11/22	06:17:00	1193.9	894.6	261.8	280.1	238.8	237.4	530.2	494.4	242.1	242.9	205.5	229.3	61.8	63.7	63.6	62.1	230.70	30.30	6990.21
2006/11/22	06:18:00	1194.6	891.4	261.8	279.1	237.6	237.7	529.8	397.1	242.2	242.9	205.2	229.3	62.6	63.3	63.5	62.2	230.70	30.30	6990.21
2006/11/22	06:19:00	1193.7	892.1	261.8	278.8	238.0	237.6	529.9	383.6	242.2	242.7	205.5	229.2	63.4	63.7	63.7	62.4	230.70	30.30	6990.21
2006/11/22	06:20:00	1193.2	895.7	261.8	279.4	239.2	237.9	529.4	418.8	242.2	242.7	205.3	229.2	63.0	62.0	63.7	62.6	230.70	30.29	6987.90
2006/11/22	06:21:00	1193.9	895.6	261.7	279.4	238.9	237.4	529.4	363.0	242.4	242.7	205.3	229.2	63.0	62.0	63.8	62.1	230.60	30.30	6987.18
2006/11/22	06:22:00	1194.3	891.3	261.9	278.9	238.5	237.9	531.4	476.3	242.5	242.7	205.5	229.2	62.2	63.5	63.3	62.0	230.70	30.30	6990.21
2006/11/22	06:23:00	1193.6	892.9	261.8	279.3	238.2	237.3	530.1	495.4	242.5	242.5	205.5	229.2	62.1	63.0	63.3	61.7	230.70	30.30	6990.21
2006/11/22	06:24:00	1193.6	891.0	261.7	279.1	239.0	237.3	529.6	486.8	242.4	242.5	205.5	229.2	62.0	62.6	63.6	62.1	230.50	30.26	6974.93
2006/11/22	06:25:00	1192.9	894.9	261.7	279.2	238.7	237.9	530.7	361.7	242.4	242.7	205.5	229.2	62.4	62.8	63.6	62.1	230.60	30.29	6984.87
2006/11/22	06:26:00	1193.1	893.4	261.6	279.9	238.9	237.8	530.4	524.7	242.4	242.7	205.5	229.2	62.8	62.2	63.0	62.1	230.70	30.29	6987.90
2006/11/22	06:27:00	1193.5	894.1	261.8	278.2	238.4	237.7	529.3	476.1	241.6	242.2	205.5	229.2	62.8	62.1	63.0	62.3	230.70	30.30	6990.21
2006/11/22	06:28:00	1193.4	894.9	261.9	279.3	238.4	237.8	529.8	382.5	241.4	242.2	205.5	229.2	62.8	61.6	63.5	61.9	230.70	30.30	6990.21
2006/11/22	06:29:00	1193.2	894.4	261.9	279.4	239.1	237.3	530.1	470.7	241.9	241.9	205.7	229.2	62.8	61.4	63.9	61.8	230.70	30.29	6987.90
2006/11/22	06:30:00	1193.8	886.8	261.8	278.6	238.8	237.6	529.9	533.3	241.6	241.7	205.2	229.2	63.2	62.1	63.6	61.8	230.70	30.30	6990.21
2006/11/22	06:31:00	1193.2	892.2	261.9	278.2	238.1	237.7	529.4	380.6	241.4	241.7	205.2	229.2	62.3	61.8	63.5	61.3	230.70	30.29	6987.90
2006/11/22	06:32:00	1193.1	894.1	261.9	279.4	239.0	237.7	529.2	386.0	241.7	241.9	205.5	229.3	62.6	62.3	63.5	62.0	230.70	30.30	6990.21
2006/11/22	06:33:00	1193.1	891.6	261.9	278.7	238.5	237.8	529.2	492.1	241.7	241.7	205.5	229.3	63.3	61.5	63.7	61.7	230.70	30.30	6990.21
2006/11/22	06:34:00	1194.1	891.6	262.2	279.7	239.4	237.8	528.5	382.0	241.4	242.1	205.8	229.3	63.1	61.3	63.8	61.0	230.70	30.29	6987.90
2006/11/22	06:35:00	1194.1	894.2	261.9	279.2	238.6	237.8	530.4	437.3	241.2	241.9	206.0	229.3	62.6	61.9	63.8	61.2	230.70	30.29	6987.90
2006/11/22	06:36:00	1194.2	894.6	261.9	279.6	239.1	238.1	530.5	529.1	241.2	241.9	205.7	229.5	63.0	62.4	63.8	61.6	230.60	30.29	6984.87
2006/11/22	06:37:00	1194.6	889.7	262.2	278.4	239.6	237.4	529.2	425.0	241.9	242.1	205.7	229.5	62.8	62.2	64.3	61.7	230.70	30.30	6990.21
2006/11/22	06:38:00	1194.9	891.6	262.2	278.4	239.2	237.7	529.2	514.9	241.7	241.9	205.7	229.5	63.2	61.9	63.3	61.5	230.70	30.29	6987.90
2006/11/22	06:39:00	1193.8	893.2	262.2	279.6	239.1	237.8	529.2	368.6	241.7	241.7	205.6	229.5	63.0	61.6	63.9	61.6	230.60	30.27	6980.26
2006/11/22	06:40:00	1193.9	892.1	262.1	279.2	239.1	237.9	530.2	382.5	241.7	241.7	205.6	229.3	62.6	61.2	64.1	61.9	230.70	30.30	6990.21
2006/11/22	06:41:00	1193.9	894.6	261.9	280.2	238.7	237.7	530.1	397.0	241.7	241.7	205.6	229.3	62.4	61.7	63.3	61.5	230.70	30.30	6990.21
2006/11/22	06:42:00	1193.5	893.2	261.9	278.5	238.9	237.8	531.2	383.8	241.7	241.9	205.5	229.3	63.1	62.2	63.3	62.1	230.60	30.30	6987.18
2006/11/22	06:43:00	1193.1	893.1	262.1	279.7	238.7	237.6	529.3	388.5	241.6	241.7	205.5	229.3	63.2	61.4	63.7	61.2	230.60	30.29	6984.87
2006/11/22	06:44:00	1193.8	891.1	262.2	278.8	238.3	237.8	530.4	370.3	241.6	241.9	205.7	229.3	63.1	61.9	63.6	61.3	230.60	30.30	6987.18
2006/11/22	06:45:00	1193.5	891.8	262.1	279.7	237.7	237.7	531.6	398.3	240.9	241.9	205.8	229.5	63.2	62.0	63.6	60.8	230.70	30.30	6990.21
2006/11/22	06:46:00	1192.4	893.2	262.2	279.9	238.7	237.8	531.5	377.3	241.9	242.1	205.7	229.5	63.6	61.8	63.8	61.7	230.70	30.30	6990.21
2006/11/22	06:47:00	1192.4	894.6	262.4	279.6	239.1	237.8	531.3	383.3	241.9	241.7	205.7	229.5	62.4	62.4	63.9	61.2	230.70	30.30	6990.21
2006/11/22	06:48:00	1193.5	891.9	262.4	278.6	239.1	238.2	531.7	357.6	241.6	241.7	205.8	229.5	63.0	62.0	63.2	61.3	230.70	30.28	6985.60
2006/11/22	06:49:00	1192.9	893.8	262.4	279.3	238.0	238.2	530.2	384.5	241.4	241.7	205.7	229.5	63.1	61.7	63.1	61.2	230.60	30.30	6987.18
2006/11/22	06:50:00	1193.4	892.1	262.2	279.9	238.3	238.4	530.4	400.3	241.7	241.7	205.6	229.5	63.3	61.8	63.7	61.3	230.70	30.29	6987.90
2006/11/22	06:51:00	1193.4	891.3	262.4	278.9	238.6	238.4	529.0	467.3	241.7	241.9	205.6	229.5	63.3	61.9	63.6	61.5	230.70	30.30	6990.21
2006/11/22	06:52:00	1193.9	888.6	262.2	279.2	238.3	238.1	530.7	459.0	241.4	241.9	205.5	229.5	62.8	62.3	63.3	62.2	230.70	30.30	6990.21
2006/11/22	06:53:00	1193.7	891.4	262.4	278.4	237.9	238.2	530.4	376.3	241.4	241.9	205.6	229.5	62.6	62.0	63.3	61.4	230.70	30.29	6990.21
2006/11/22	06:54:00	1193.2	895.6	262.4	278.8	238.8	238.2	530.7	381.5	241.6	241.7	205.7	229.5	63.0	62.0	63.5	62.0	230.70	30.30	6990.21
2006/11/22	06:55:00	1193.2	895.1	262.4	279.1	238.9	238.0	531.0	508.2	241.4	241.4	205.7	229.5	63.1	61.6	63.4	61.1	230.70	30.29	6987.90
2006/11/22	06:56:00	1193.8	894.2	262.4	278.2	238.7	237.8	530												

Heat Rise Run

Rerun

Date	Time	TC1	TC2	TC3	TC4	TC5	TC6	TC7	TC8	TC9	TC10	TC11	TC12	TC13	TC14	TC15	TC16	VDC	Amps	Watts
2006/11/22	07:01:00	1192.8	894.1	262.4	279.4	238.1	237.8	530.2	382.6	241.1	241.4	205.7	229.5	63.0	60.8	63.7	60.6	230.70	30.29	6987.90
2006/11/22	07:02:00	1192.8	894.0	262.6	279.9	238.3	238.3	529.2	452.9	240.9	241.4	205.7	229.5	63.1	61.6	64.1	61.5	230.40	30.29	6983.42
2006/11/22	07:03:00	1193.4	894.3	262.4	279.3	238.0	238.1	530.2	454.8	241.7	241.4	205.5	229.5	62.8	62.4	63.3	62.4	230.70	30.30	6990.21
2006/11/22	07:04:00	1194.1	893.9	262.4	279.2	237.8	238.2	530.7	519.5	241.2	241.7	205.6	229.6	62.8	62.1	63.5	61.8	230.40	30.29	6978.82
2006/11/22	07:05:00	1194.6	892.5	262.7	278.9	238.4	237.9	530.2	477.7	241.2	241.7	205.6	229.6	63.0	62.1	63.6	61.8	230.60	30.29	6987.90
2006/11/22	07:06:00	1193.5	890.4	262.6	278.9	238.9	238.0	531.5	412.5	241.9	241.7	205.6	229.6	63.2	62.1	63.4	61.7	230.60	30.29	6987.18
2006/11/22	07:07:00	1193.8	894.6	262.7	279.2	238.9	238.2	531.0	452.5	241.7	241.7	205.7	229.6	62.8	61.6	63.6	61.1	230.50	30.27	6977.24
2006/11/22	07:08:00	1194.1	895.4	262.7	279.1	238.8	238.0	531.7	352.2	241.9	241.7	205.6	229.6	62.8	61.9	63.8	61.4	230.60	30.29	6987.90
2006/11/22	07:09:00	1194.1	894.3	262.7	279.9	238.7	238.0	531.6	405.4	241.7	241.7	205.8	229.7	63.4	61.9	64.2	62.0	230.10	30.23	6955.92
2006/11/22	07:10:00	1193.2	894.2	262.6	279.7	238.9	238.2	531.6	392.0	241.6	241.4	205.7	229.7	63.3	62.0	64.0	61.9	230.70	30.28	6987.90
2006/11/22	07:11:00	1194.1	892.5	262.7	278.8	239.3	238.5	530.9	378.6	241.6	241.6	205.8	229.7	63.4	61.5	64.1	61.0	230.70	30.30	6990.21
2006/11/22	07:12:00	1194.1	893.1	262.7	279.9	238.6	238.2	531.0	377.8	241.9	241.7	205.8	229.7	62.8	62.4	64.1	61.0	230.70	30.27	6983.29
2006/11/22	07:13:00	1193.8	892.4	262.7	279.1	238.0	238.1	529.9	432.3	241.9	241.9	205.7	229.8	63.5	62.4	63.9	62.4	230.60	30.28	6984.87
2006/11/22	07:14:00	1193.9	893.6	262.9	279.4	238.6	238.6	530.7	492.7	241.9	241.9	205.7	229.8	63.0	61.6	63.6	61.6	230.60	30.28	6982.57
2006/11/22	07:15:00	1194.1	895.2	262.9	280.1	239.2	238.3	531.3	397.3	242.1	241.9	205.8	229.8	63.3	62.2	64.0	61.7	230.70	30.29	6987.90
2006/11/22	07:16:00	1194.3	890.2	262.9	278.9	239.1	238.9	531.6	468.6	242.1	242.1	205.8	230.0	63.0	62.2	64.4	62.0	230.60	30.29	6984.87
2006/11/22	07:17:00	1194.3	894.2	263.2	280.4	239.8	239.1	530.4	477.9	242.5	242.2	206.0	230.0	63.3	63.5	64.6	63.0	230.60	30.29	6987.18
2006/11/22	07:18:00	1193.6	889.1	262.9	280.4	239.2	239.4	531.2	478.2	242.1	241.9	205.8	230.0	63.8	62.8	64.6	62.6	230.60	30.29	6987.18
2006/11/22	07:19:00	1194.3	890.3	263.2	278.2	239.6	239.1	531.2	478.2	242.2	242.2	206.0	230.0	63.0	62.1	64.2	62.2	230.60	30.29	6984.87
2006/11/22	07:20:00	1194.9	895.1	262.9	278.9	239.3	238.6	532.0	431.8	241.9	242.4	206.0	230.0	63.9	62.6	63.5	62.0	230.60	30.28	6985.60
2006/11/22	07:21:00	1193.6	894.2	263.0	278.8	238.6	238.9	531.5	398.8	242.2	242.1	206.0	230.0	62.4	61.6	63.8	61.7	230.70	30.30	6990.21
2006/11/22	07:22:00	1193.6	891.6	263.0	279.3	238.9	238.9	528.8	412.3	241.9	241.9	206.0	230.0	63.0	61.8	63.8	61.8	230.60	30.27	6980.26
2006/11/22	07:23:00	1193.8	893.9	263.0	279.4	238.4	238.8	530.5	483.2	241.9	241.7	205.8	230.0	63.4	62.1	63.7	62.0	230.60	30.29	6987.18
2006/11/22	07:24:00	1194.3	894.9	262.9	279.3	239.1	238.3	530.7	378.0	241.9	241.9	205.6	229.8	63.0	61.7	63.6	61.5	230.70	30.30	6990.21
2006/11/22	07:25:00	1194.3	892.4	262.9	279.4	238.9	238.3	531.0	423.6	241.9	241.9	206.0	229.8	63.2	62.3	63.7	61.5	230.40	30.27	6974.21
2006/11/22	07:26:00	1193.7	891.1	262.9	279.3	238.3	238.7	531.4	399.2	241.6	241.9	205.8	230.0	63.7	62.1	63.9	61.4	230.60	30.29	6987.90
2006/11/22	07:27:00	1193.5	892.1	262.9	279.3	238.9	238.7	531.6	460.3	241.9	241.7	206.0	230.0	63.6	62.0	63.5	61.2	230.70	30.29	6987.90
2006/11/22	07:28:00	1194.6	893.5	262.9	279.1	238.6	238.9	530.9	470.1	241.4	241.9	205.8	230.0	63.3	61.8	63.0	61.5	230.70	30.29	6987.90
2006/11/22	07:29:00	1194.5	896.3	263.0	279.4	238.9	238.8	530.2	390.0	240.9	241.6	206.0	230.0	63.5	61.3	63.7	61.8	230.60	30.28	6982.57
2006/11/22	07:30:00	1193.9	896.8	263.0	279.3	239.2	238.5	531.3	483.6	241.3	241.7	206.1	230.0	63.2	62.0	63.5	61.4	229.70	30.15	6925.45
2006/11/22	07:31:00	1193.5	894.9	263.0	278.4	239.1	238.7	532.5	439.0	241.9	241.9	206.0	230.0	62.8	61.7	63.4	61.8	230.60	30.28	6982.57
2006/11/22	07:32:00	1193.8	894.3	263.2	279.9	238.5	238.8	532.3	477.7	241.3	241.9	206.0	230.0	63.3	61.4	63.9	61.2	230.60	30.27	6984.87
2006/11/22	07:33:00	1192.9	894.5	263.2	279.4	239.2	238.6	531.5	350.9	241.4	241.7	206.0	230.0	63.4	61.9	63.7	60.8	230.50	30.21	6969.45
2006/11/22	07:34:00	1193.2	895.2	263.2	279.4	238.7	238.7	531.2	433.1	241.6	241.7	206.0	230.0	63.6	62.1	63.8	62.2	230.00	30.22	6950.60
2006/11/22	07:35:00	1194.4	893.4	263.2	279.1	238.6	238.8	532.0	350.4	241.4	241.7	206.0	230.0	63.3	62.2	63.7	61.5	230.60	30.29	6984.87
2006/11/22	07:36:00	1193.4	895.6	263.0	279.3	238.8	238.9	531.4	434.4	241.6	241.4	206.0	230.0	63.5	62.0	63.9	61.4	230.60	30.29	6984.87
2006/11/22	07:37:00	1193.4	889.5	263.2	278.4	238.5	238.9	532.3	469.8	241.4	241.4	206.0	230.0	63.0	61.4	64.1	61.5	230.50	30.25	6975.65
2006/11/22	07:38:00	1194.5	891.6	263.0	279.1	238.6	239.0	531.5	393.8	241.4	241.7	205.6	230.0	63.3	63.0	63.6	61.1	230.40	30.26	6971.90
2006/11/22	07:39:00	1193.3	891.1	263.4	280.1	238.6	239.1	531.5	494.4	241.7	241.7	206.0	230.1	63.5	62.3	64.0	61.7	230.10	30.27	6976.63
2006/11/22	07:40:00	1192.7	893.8	263.2	280.4	238.2	239.0	532.0	398.8	241.4	241.4	206.0	230.0	63.5	62.1	63.5	62.0	230.50	30.28	6979.54
2006/11/22	07:41:00	1193.9	893.4	263.4	279.6	238.6	238.8	530.5	448.7	241.4	241.4	206.0	230.1	63.6	61.9	63.9	61.5	230.60	30.29	6984.87
2006/11/22	07:42:00	1193.2	898.1	263.4	280.4	239.1	239.0	532.7	375.2	241.7	241.6	206.1	230.1	63.2	62.2	63.7	61.3	230.60	30.26	6977.96
2006/11/22	07:43:00	1193.2	892.7	263.2	279.9	238.5	238.7	531.2	444.8	241.6	241.4	206.0	230.1	63.0	62.0	63.9	61.6	230.50	30.27	6979.54
2006/11/22	07:44:00	1193.1	891.6	263.4	280.2	238.9	238.9	532.3	391.2	241.7	241.6	206.0	230.1	63.6	62.4	64.0	61.9	230.60	30.29	6984.87
2006/11/22	07:45:00	1193.2	891.6	263.4	279.7	238.4	238.3	531.3	404.6	240.9	241.6	206.0	230.1	63.8	62.0	63.9	61.4	230.60	30.30	6987.18
2006/11/22	07:46:00	1193.4	894.6	263.2	279.7	239.0	239.0	532.1	408.8	241.6	241.6	206.0	230.1	63.4	62.2	63.8	61.6	230.50	30.26	6980.98
2006/11/22	07:47:00	1193.9	894.6	263.4	279.3	239.5	238.7	532.8	402.7	241.9	241.7	205.7	230.1	63.7	62.8	63.8	62.1	229.60	30.17	6927.03
2006/11/22	07:48:00	1193.2	895.1	263.4	279.4	239.1	239.1	532.6	373.6	241.9	241.6	206.0	230.1	63.3	62.6	64.0	61.9	230.60	30.29	6984.87
2006/11/22	07:49:00	1193.8	893.8	263.4	280.2	238.3	239.4	530.2	461.1	241.7	241.4	205.8	230.1	63.7	61.9	64.0	61.9	230.60	30.28	6982.57
2006/11/22	07:50:00	1193.1	897.1	263.4	279.4	238.5	239.1	530.7	461.3	241.3	241.7	206.1	230.2	63.1	62.1	63.9	62.0	230.40	30.27	6974.21
2006/11/22	07:51:00	1193.1	894.8	263.5	279.6	238.7	239.0	532.5	394.1	241.6	241.9	206.1	230.2	62.8	61.4	63.3	61.8	230.30	30.24	6964.27
2006/11/22	07:52:00	1193.2	894.2	263.7	280.2	238.5	239.1	530.9	400.0	241.7	241.7	206.0	230.2	63.5	61.8	63.9	61.4	230.40	30.24	6967.30
2006/11/22	07:53:00	1193.4	895.4	263.7	280.4	238.8	239.2	532.1	395.1	242.2	241.9	206.0	230.3	63.3	62.6	64.1	62.6	230.00	30.27	6962.10
2006/11/22	07:54:00	1194.1	894.3	263.7	279.2	238.8	239.3	532.1	449.8	241.6	241.4	206.0	230.3	63.3	61.9	63.4	62.1	230.60	30.29	6984.87
2006/11/22	07:55:00	1193.7	894.4	263.7	279.7	2														

Heat Rise Run

Rerun

		TC1	TC2	TC3	TC4	TC5	TC6	TC7	TC8	TC9	TC10	TC11	TC12	TC13	TC14	TC15	TC16	VDC	Amps	Watts
Date	Time																			
2006/11/22	07:59:00	1194.2	893.1	263.7	280.1	238.5	239.4	532.4	363.2	241.7	241.9	206.0	230.3	62.8	61.8	63.1	62.0	230.60	30.29	6987.18
2006/11/22	08:00:00	1193.9	894.1	263.7	279.4	239.5	239.3	532.4	440.7	242.2	241.9	206.2	230.3	63.4	62.4	63.8	62.1	230.20	30.23	6958.95
2006/11/22	08:01:00	1194.5	894.8	263.7	279.4	239.1	239.0	532.0	400.8	241.7	241.7	206.1	230.4	63.3	60.6	63.5	61.3	230.60	30.29	6987.18
2006/11/22	08:02:00	1193.7	893.3	263.7	280.4	239.7	239.3	532.4	399.5	241.9	241.7	206.1	230.4	63.7	61.2	64.0	61.3	230.40	30.28	6976.51
2006/11/22	08:03:00	1193.9	894.3	263.7	279.7	238.9	239.7	532.1	428.7	241.9	241.7	206.0	230.4	62.8	61.4	63.9	62.1	230.60	30.29	6984.87
2006/11/22	08:04:00	1193.6	895.6	263.7	280.2	239.7	239.3	531.7	413.1	242.1	241.7	206.2	230.5	62.6	61.5	63.9	61.7	230.50	30.28	6979.54
2006/11/22	08:05:00	1193.9	894.8	263.7	280.1	239.5	239.4	531.4	407.1	241.7	241.7	206.1	230.4	63.2	62.4	63.9	61.8	230.60	30.29	6984.87
2006/11/22	08:06:00	1194.2	895.4	263.8	279.9	238.7	239.5	532.6	373.9	242.2	241.7	206.1	230.5	63.2	61.6	63.7	61.3	230.60	30.28	6982.57
2006/11/22	08:07:00	1194.2	896.4	263.7	279.7	239.0	239.7	532.5	389.2	241.9	242.1	206.1	230.5	63.6	62.8	63.9	62.8	230.10	30.22	6953.62
2006/11/22	08:08:00	1194.1	895.6	263.9	280.9	239.8	239.8	529.2	391.5	242.2	242.4	206.1	230.5	63.8	61.5	64.4	61.5	230.60	30.28	6987.18
2006/11/22	08:09:00	1193.3	898.4	263.8	280.4	239.0	239.5	532.7	365.3	242.1	241.9	206.3	230.6	63.7	61.9	63.8	61.3	230.50	30.18	6959.51
2006/11/22	08:10:00	1193.5	894.5	263.9	280.4	239.3	239.8	531.3	386.0	242.1	242.2	206.1	230.7	64.0	61.7	63.9	61.1	230.60	30.28	6987.90
2006/11/22	08:11:00	1193.8	894.0	264.0	280.1	239.7	239.5	531.0	395.8	242.5	242.2	206.1	230.6	63.0	62.2	63.8	62.1	230.20	30.27	6968.15
2006/11/22	08:12:00	1194.1	894.3	263.7	280.5	237.3	239.6	533.0	398.6	241.4	242.2	206.1	230.7	62.6	62.2	63.1	62.2	229.90	30.22	6947.58
2006/11/22	08:13:00	1193.4	894.0	263.7	278.9	237.8	238.2	531.5	479.2	240.7	241.9	206.2	230.6	61.1	62.2	61.1	60.1	230.50	30.29	6984.15
2006/11/22	08:14:00	1193.4	894.9	263.9	280.5	238.9	239.6	531.9	404.8	242.7	242.4	206.1	230.5	62.1	60.9	62.2	61.8	230.60	30.28	6985.60
2006/11/22	08:15:00	1194.2	894.8	263.9	280.1	239.1	239.6	531.9	435.0	242.1	242.5	206.0	230.5	62.0	62.1	62.6	61.5	230.40	30.27	6974.21
2006/11/22	08:16:00	1194.6	892.4	263.9	279.9	238.8	239.6	531.8	377.8	242.2	242.5	206.2	230.5	62.8	61.3	63.5	61.3	230.50	30.28	6979.54
2006/11/22	08:17:00	1194.2	892.9	264.0	279.7	239.8	239.7	532.0	404.1	242.7	242.2	206.0	230.5	62.8	61.0	63.5	61.2	230.20	30.27	6968.15
2006/11/22	08:18:00	1193.5	893.8	264.2	280.7	239.5	239.9	531.2	453.5	241.9	242.4	206.3	230.5	63.1	61.1	63.8	60.9	230.20	30.23	6961.97
2006/11/22	08:19:00	1194.1	894.6	264.2	280.5	239.4	239.8	532.0	404.5	242.2	242.4	206.3	230.6	63.4	61.7	63.7	61.7	230.30	30.23	6966.58
2006/11/22	08:20:00	1194.3	895.9	264.2	280.7	238.9	239.4	532.0	395.7	242.1	242.4	206.3	230.6	63.9	61.7	63.4	61.9	230.30	30.25	6968.88
2006/11/22	08:21:00	1194.1	895.7	264.2	280.4	239.2	239.6	532.9	395.9	241.7	242.4	206.2	230.6	63.5	61.9	63.5	61.9	230.30	30.25	6973.48
2006/11/22	08:22:00	1193.3	895.2	264.2	280.5	240.0	239.9	532.2	370.8	242.2	242.1	206.2	230.6	63.4	62.2	64.1	61.6	230.30	30.26	6968.88
2006/11/22	08:23:00	1194.1	897.3	264.2	280.2	238.9	239.9	532.0	385.0	242.2	242.2	206.6	230.6	63.5	62.1	63.0	61.4	230.60	30.27	6984.87
2006/11/22	08:24:00	1194.2	894.0	264.2	279.3	239.6	239.8	532.8	383.6	242.4	242.1	206.3	230.7	63.3	61.9	63.8	62.2	230.30	30.26	6968.88
2006/11/22	08:25:00	1194.2	895.9	264.2	280.2	239.1	239.5	533.9	411.6	242.4	242.4	206.4	230.7	63.3	62.2	63.7	62.6	230.60	30.29	6984.87
2006/11/22	08:26:00	1193.2	891.9	264.2	280.7	239.6	239.9	531.4	407.1	242.1	242.2	206.1	230.6	62.8	62.6	64.2	61.9	230.10	30.19	6955.92
2006/11/22	08:27:00	1193.7	896.2	264.2	279.9	240.0	239.8	533.0	406.4	242.5	242.4	206.4	230.7	63.2	62.8	63.9	62.4	229.80	30.19	6937.66
2006/11/22	08:28:00	1193.7	895.4	264.0	280.1	239.7	239.4	532.9	397.6	242.4	242.4	206.2	230.7	63.1	63.6	63.4	62.6	230.60	30.17	6957.20
2006/11/22	08:29:00	1194.3	895.9	264.2	280.1	239.2	240.0	530.7	435.8	242.2	242.4	206.3	230.7	63.3	61.7	63.9	62.0	230.00	30.24	6955.20
2006/11/22	08:30:00	1193.5	896.6	264.2	280.7	239.5	240.2	532.5	377.8	242.2	242.4	206.5	230.8	63.9	62.1	64.0	61.8	230.50	30.28	6981.85
2006/11/22	08:31:00	1193.5	893.2	264.3	280.2	239.3	239.7	532.8	481.4	241.9	242.2	206.5	230.9	63.5	62.0	63.9	61.9	230.00	30.21	6948.30
2006/11/22	08:32:00	1194.4	897.0	264.4	279.3	239.4	240.2	531.6	404.3	242.2	242.2	206.7	230.9	63.5	62.6	64.0	61.5	230.40	30.21	6969.45
2006/11/22	08:33:00	1195.6	894.6	264.5	278.8	239.4	240.3	530.7	455.2	242.4	241.9	206.3	230.9	63.7	62.8	64.6	62.4	230.00	30.22	6950.60
2006/11/22	08:34:00	1194.4	894.0	264.4	280.9	238.9	240.3	532.2	460.5	242.2	242.2	206.7	230.9	63.3	62.2	64.1	61.6	230.10	30.22	6953.62
2006/11/22	08:35:00	1194.3	894.9	264.5	280.9	239.0	240.2	531.4	392.3	242.4	242.2	206.6	230.9	63.4	62.2	64.6	62.2	230.50	30.27	6979.54
2006/11/22	08:36:00	1194.1	897.8	264.5	280.9	239.4	239.9	531.8	348.1	242.4	242.2	206.6	230.9	63.2	62.8	64.0	62.3	230.50	30.29	6981.85
2006/11/22	08:37:00	1193.7	896.5	264.4	279.9	238.8	240.2	533.0	410.4	242.7	242.2	206.6	231.0	63.1	61.8	64.0	61.3	230.60	30.29	6984.87
2006/11/22	08:38:00	1193.9	895.1	264.5	280.1	238.9	239.9	532.4	384.9	242.5	242.2	206.6	231.0	62.8	62.4	64.1	61.5	230.40	30.23	6964.99
2006/11/22	08:39:00	1193.9	896.4	264.3	279.7	239.1	240.1	534.2	394.8	242.7	242.5	206.5	231.0	62.6	62.6	64.2	61.6	230.00	30.25	6957.50
2006/11/22	08:40:00	1194.1	897.4	264.4	279.7	239.3	240.2	532.4	475.6	242.4	242.2	206.4	230.9	63.2	62.3	63.9	61.4	230.60	30.28	6982.57
2006/11/22	08:41:00	1193.6	894.9	264.2	280.1	238.0	239.7	531.7	393.8	240.9	242.1	206.4	230.9	61.2	61.5	61.7	60.6	230.30	30.25	6966.58
2006/11/22	08:42:00	1193.8	895.9	263.5	279.4	238.0	238.3	532.5	386.3	240.6	241.3	206.6	230.8	61.3	57.6	59.2	56.4	230.50	30.29	6981.85
2006/11/22	08:43:00	1193.9	891.4	263.9	279.4	238.5	238.9	532.0	395.5	240.9	240.9	206.5	230.5	56.9	56.9	58.0	55.6	230.30	30.28	6973.48
2006/11/22	08:44:00	1194.5	893.8	263.8	280.4	238.5	239.1	532.5	474.7	241.4	241.3	206.5	230.4	58.8	57.9	59.3	57.1	230.10	30.21	6955.92
2006/11/22	08:45:00	1193.8	897.2	263.8	279.6	239.0	239.3	532.6	422.5	241.7	241.7	206.4	230.4	59.9	59.4	60.4	58.6	229.90	30.19	6940.68
2006/11/22	08:46:00	1194.5	891.6	264.3	279.9	238.6	239.9	532.5	428.3	242.1	241.9	206.4	230.5	61.5	60.6	61.8	59.4	230.40	30.27	6978.82
2006/11/22	08:47:00	1194.4	895.1	264.2	279.4	239.1	240.4	533.3	439.3	242.7	242.2	206.3	230.7	61.3	62.1	62.6	60.4	230.60	30.24	6976.37
2006/11/22	08:48:00	1194.9	893.5	264.4	279.7	239.5	240.4	530.4	391.8	243.5	242.5	206.2	230.8	61.0	62.0	62.4	61.9	230.60	30.29	6984.87
2006/11/22	08:49:00	1195.5	895.9	264.6	280.2	239.4	240.4	532.8	391.4	243.2	243.0	206.8	231.0	61.8	61.1	61.9	60.8	230.50	30.27	6981.85
2006/11/22	08:50:00	1194.3	898.1	264.7	280.5	239.2	240.4	534.5	351.7	242.5	242.7	207.0	231.1	62.8	60.6	62.8	61.1	230.60	30.26	6977.96
2006/11/22	08:51:00	1194.5	896.3	264.8	279.9	239.8	240.4	531.9	391.3	242.9	242.9	207.0	231.1	63.0	61.2	63.5	61.0	230.60	30.29	6984.87
2006/11/22	08:52:00	1194.4	894.9	264.8	280.4	239.7	240.4	533.6	411.3</											

Heat Rise Run

Rerun

Date	Time	TC1	TC2	TC3	TC4	TC5	TC6	TC7	TC8	TC9	TC10	TC11	TC12	TC13	TC14	TC15	TC16	VDC	Amps	Watts
2006/11/22	08:57:00	1194.1	893.2	264.9	279.9	239.3	240.6	533.3	382.3	243.4	242.9	206.8	231.3	62.8	61.5	63.7	61.9	230.00	30.22	6961.97
2006/11/22	08:58:00	1193.9	892.1	264.8	280.9	239.4	240.8	534.1	406.8	243.2	242.9	206.8	231.3	62.4	62.3	63.5	61.8	230.30	30.25	6978.09
2006/11/22	08:59:00	1194.9	895.1	264.8	280.2	239.8	240.6	531.9	419.0	243.0	242.9	206.8	231.3	62.8	62.0	63.7	61.9	230.00	30.23	6952.90
2006/11/22	09:00:00	1194.4	894.2	264.8	280.1	240.4	240.4	533.7	405.8	242.4	242.7	206.6	231.2	62.4	62.6	63.3	61.3	229.80	30.20	6939.96
2006/11/22	09:01:00	1195.1	896.0	264.7	280.9	239.0	240.4	533.0	375.8	241.9	242.4	206.8	231.2	62.0	62.1	63.3	61.5	230.20	30.26	6968.15
2006/11/22	09:02:00	1195.3	892.7	264.8	280.7	239.1	240.6	533.4	385.8	242.1	242.4	206.8	231.2	62.4	61.6	63.6	61.1	230.40	30.26	6971.90
2006/11/22	09:03:00	1195.1	894.1	264.9	279.4	239.8	240.2	533.7	402.1	242.4	242.5	206.9	231.1	62.4	61.6	63.6	60.8	230.30	30.20	6955.06
2006/11/22	09:04:00	1192.9	894.9	264.9	280.5	239.9	240.6	533.1	347.4	242.7	242.7	206.9	231.2	63.0	61.5	63.6	60.6	230.50	30.28	6984.15
2006/11/22	09:05:00	1192.9	894.6	264.8	280.2	239.3	240.6	533.9	355.1	243.0	242.5	206.7	231.2	62.6	62.3	63.4	61.5	230.30	30.26	6975.79
2006/11/22	09:06:00	1194.3	894.6	264.8	279.6	239.2	240.4	532.3	395.9	242.7	242.7	206.8	231.2	63.0	61.2	63.6	61.4	230.40	30.23	6974.21
2006/11/22	09:07:00	1193.9	894.9	264.9	280.7	239.4	240.7	534.5	382.2	243.2	242.7	206.8	231.2	62.8	61.5	63.9	61.5	230.20	30.23	6964.27
2006/11/22	09:08:00	1194.1	895.4	264.4	280.4	239.5	240.3	532.6	395.2	242.9	242.7	206.7	231.2	61.1	60.1	61.8	59.3	230.60	30.27	6980.26
2006/11/22	09:09:00	1193.6	896.2	265.0	280.7	239.8	240.2	534.5	386.0	243.0	243.0	206.8	231.3	60.9	60.8	61.4	59.7	230.40	30.17	6960.22
2006/11/22	09:10:00	1194.4	892.9	264.8	280.2	239.9	240.4	533.9	387.4	242.9	243.2	206.9	231.3	61.9	60.9	61.5	60.0	230.40	30.28	6976.51
2006/11/22	09:11:00	1194.5	893.0	264.8	280.9	240.0	240.8	531.9	387.4	242.7	242.9	207.1	231.3	62.3	61.2	62.8	60.4	230.50	30.27	6977.24
2006/11/22	09:12:00	1193.9	895.4	265.1	280.2	240.3	240.4	534.4	382.6	243.4	243.0	207.1	231.3	62.8	62.3	63.1	61.3	230.60	30.28	6984.87
2006/11/22	09:13:00	1193.9	895.6	265.0	280.4	239.3	240.3	534.1	383.3	243.2	243.0	207.1	231.4	62.3	61.6	63.2	61.5	230.50	30.27	6979.54
2006/11/22	09:14:00	1193.9	892.5	265.1	279.6	239.4	240.8	533.4	430.1	243.0	242.9	206.9	231.4	62.6	62.0	63.4	61.3	230.40	30.16	6954.90
2006/11/22	09:15:00	1195.4	894.6	265.0	279.7	240.0	240.4	532.9	415.3	243.0	243.0	206.9	231.4	63.2	62.2	63.8	61.5	230.40	30.23	6964.99
2006/11/22	09:16:00	1194.6	897.6	265.0	280.2	239.3	240.8	534.2	387.6	242.9	242.9	207.1	231.4	63.2	62.0	63.2	61.2	230.50	30.28	6979.54
2006/11/22	09:17:00	1194.6	896.0	264.5	279.7	239.4	240.4	534.4	403.2	242.4	242.5	207.2	231.4	62.4	60.6	62.3	60.2	230.60	30.29	6984.87
2006/11/22	09:18:00	1194.6	895.9	265.0	280.2	239.2	240.6	534.2	397.6	242.5	243.2	207.0	231.4	61.9	60.2	62.0	60.8	230.20	30.22	6968.73
2006/11/22	09:19:00	1194.9	897.3	265.2	280.7	239.2	240.6	532.3	403.8	243.2	242.9	207.1	231.4	62.1	60.4	62.6	60.6	230.00	30.24	6959.80
2006/11/22	09:20:00	1195.1	894.0	265.1	279.1	239.7	240.8	533.9	369.1	243.4	242.9	206.9	231.4	62.2	61.5	62.6	60.6	230.40	30.28	6978.82
2006/11/22	09:21:00	1194.6	896.1	265.1	280.7	239.3	240.1	534.5	362.8	242.9	243.0	206.9	231.4	62.6	61.6	62.6	61.7	230.10	30.23	6955.92
2006/11/22	09:22:00	1193.5	894.8	265.2	279.4	238.9	240.7	534.5	374.5	242.7	242.9	207.2	231.4	62.4	61.2	63.0	61.6	230.00	30.21	6948.30
2006/11/22	09:23:00	1194.2	894.0	265.3	278.9	239.3	240.4	532.8	432.5	242.5	242.7	207.0	231.4	62.6	61.2	62.8	60.2	230.60	30.27	6980.26
2006/11/22	09:24:00	1194.9	895.6	265.4	281.5	240.1	240.8	533.7	387.7	242.9	243.2	207.3	231.4	62.4	61.6	62.6	60.6	230.10	30.21	6957.36
2006/11/22	09:25:00	1195.3	897.6	265.4	281.0	239.7	241.2	534.4	417.9	243.4	243.2	207.1	231.6	62.8	62.1	62.6	61.2	230.60	30.27	6980.26
2006/11/22	09:26:00	1195.4	897.2	265.5	280.9	239.0	241.1	533.9	397.3	243.2	243.4	207.2	231.6	61.3	59.4	62.4	59.8	230.30	30.26	6968.88
2006/11/22	09:27:00	1195.2	892.9	265.2	281.0	239.1	240.8	534.2	395.6	243.4	243.2	207.2	231.6	61.1	59.3	61.7	59.7	230.60	30.27	6980.26
2006/11/22	09:28:00	1193.5	897.2	265.6	280.7	239.5	240.9	532.5	387.7	243.2	243.4	207.3	231.6	62.2	60.9	62.1	60.6	229.90	30.25	6954.47
2006/11/22	09:29:00	1194.2	892.4	265.6	279.9	240.0	240.9	534.2	410.0	243.2	243.2	207.3	231.6	62.4	61.3	62.8	60.4	230.40	30.25	6969.60
2006/11/22	09:30:00	1193.5	893.7	265.6	281.8	239.6	241.3	535.2	394.6	243.7	243.4	207.2	231.6	62.8	61.4	63.3	61.3	230.50	30.27	6977.24
2006/11/22	09:31:00	1193.5	897.4	265.5	280.9	240.0	240.7	534.2	400.5	243.5	243.0	207.3	231.6	62.8	61.5	63.4	61.0	230.60	30.29	6984.87
2006/11/22	09:32:00	1194.6	894.4	265.6	280.9	239.6	240.9	533.6	385.7	243.7	243.4	207.4	231.6	62.8	61.6	63.4	61.3	230.60	30.29	6984.87
2006/11/22	09:33:00	1194.8	896.9	265.6	281.5	240.1	241.3	533.9	408.3	243.5	243.4	207.4	231.6	63.0	61.4	63.2	60.9	230.40	30.22	6967.30
2006/11/22	09:34:00	1195.0	896.3	265.5	280.9	239.9	240.9	533.6	462.9	243.0	243.4	207.4	231.7	62.6	61.4	63.5	61.0	230.50	30.22	6968.73
2006/11/22	09:35:00	1194.1	894.0	265.6	281.2	239.9	240.8	534.4	391.8	242.7	243.2	207.4	231.7	62.4	61.7	63.4	60.1	229.80	30.20	6942.26
2006/11/22	09:36:00	1194.9	893.7	265.7	281.5	240.1	240.9	533.6	424.2	243.2	243.2	207.2	231.6	62.8	61.6	63.1	60.6	230.40	30.29	6983.42
2006/11/22	09:37:00	1195.2	896.0	265.7	281.3	240.3	240.9	534.2	385.3	243.2	243.4	207.2	231.6	63.0	61.9	63.0	61.0	230.40	30.15	6961.64
2006/11/22	09:38:00	1195.0	893.4	265.7	280.4	239.0	241.3	534.4	392.7	243.4	243.0	207.3	231.6	61.6	61.7	63.3	61.2	230.60	30.29	6984.87
2006/11/22	09:39:00	1195.0	899.1	265.5	280.7	239.7	241.1	532.5	404.6	243.2	243.2	207.2	231.6	63.1	61.6	63.3	61.4	230.50	30.20	6964.12
2006/11/22	09:40:00	1194.5	896.9	265.8	280.1	239.9	241.1	533.2	386.1	243.5	243.2	207.2	231.6	62.6	61.6	63.2	61.3	230.30	30.23	6961.97
2006/11/22	09:41:00	1193.6	896.4	265.7	281.0	240.1	241.4	534.4	385.6	243.0	243.4	207.3	231.6	62.6	61.5	63.0	60.1	230.40	30.14	6956.31
2006/11/22	09:42:00	1193.5	894.8	265.7	280.2	239.5	240.8	533.4	396.8	243.4	243.2	207.0	231.6	63.0	60.8	62.6	60.9	230.50	30.14	6956.31
2006/11/22	09:43:00	1194.6	895.1	265.8	280.7	239.3	240.9	535.3	360.0	243.7	243.4	207.2	231.6	63.0	60.9	62.8	61.3	230.40	30.17	6969.27
2006/11/22	09:44:00	1194.4	894.6	265.7	280.4	239.4	241.4	534.1	393.1	243.4	243.4	207.0	231.7	61.7	62.3	62.6	61.3	230.40	30.26	6971.90
2006/11/22	09:45:00	1194.5	896.4	265.5	281.5	239.4	240.9	534.2	420.9	243.4	243.4	207.3	231.7	62.8	61.2	62.3	61.2	230.40	30.27	6976.51
2006/11/22	09:46:00	1194.6	895.6	265.8	281.2	239.9	241.2	533.7	386.2	243.4	243.4	207.2	231.7	63.2	61.6	63.7	61.6	230.00	30.22	6950.60
2006/11/22	09:47:00	1193.8	896.2	265.7	281.0	239.7	241.4	534.4	382.3	243.2	243.2	207.4	231.7	63.2	61.2	63.2	60.8	229.40	30.17	6921.00
2006/11/22	09:48:00	1193.9	896.3	266.0	280.2	239.3	241.4	532.4	408.9	243.2	243.4	207.3	231.7	62.0	61.1	63.6	60.6	230.30	30.21	6957.36
2006/11/22	09:49:00	1195.1	896.6	265.9	281.2	239.7	241.6	535.0	390.1	243.2	243.4	207.3	231.7	62.8	61.7	63.6	60.9	230.40	30.26	6971.90
2006/11/22	09:50:00	1194.8	893.2	265.9	280.4	239.7	241.4	534.5	409.6	243.4	243.4	207.4	231.8	63.1	61.8	63.5	61.5	229.20	30.09	6919.55
2006/11/22	09:51:00	1195.0	894.1	265.9	281.3	2														

Heat Rise Run Rerun

3-626
for Model AOS-025, AOS-050, and AOS-100 Transport Packages, Rev. G, July 27, 2012 (Docket No. 71-9316)

Date	Time	TC1	TC2	TC3	TC4	TC5	TC6	TC7	TC8	TC9	TC10	TC11	TC12	TC13	TC14	TC15	TC16	VDC	Amps	Watts
2006/11/22	09:55:00	1194.9	895.6	266.0	281.4	239.9	241.4	532.5	367.8	243.2	243.4	207.6	231.9	62.4	61.6	62.8	60.6	230.40	30.24	6971.90
2006/11/22	09:56:00	1194.6	896.0	266.0	281.5	239.0	241.7	534.4	375.6	243.7	243.5	207.5	232.0	62.6	61.1	63.1	60.9	230.20	30.22	6956.64
2006/11/22	09:57:00	1194.1	897.1	266.0	281.4	239.4	241.9	534.2	353.1	243.9	243.7	207.5	232.0	62.8	61.6	63.3	61.3	230.40	30.21	6966.43
2006/11/22	09:58:00	1194.8	895.7	266.1	280.9	240.2	241.9	534.7	408.3	243.8	243.7	207.6	232.0	63.0	60.8	63.4	60.6	230.10	30.19	6955.92
2006/11/22	09:59:00	1195.0	895.1	266.2	281.5	240.4	241.6	535.4	373.2	244.2	243.8	207.6	232.1	63.0	61.8	63.3	61.3	230.30	30.26	6968.88
2006/11/22	10:00:00	1195.3	894.6	266.3	280.9	240.3	242.2	535.7	375.5	244.2	244.2	207.8	232.2	63.4	62.0	63.3	62.3	230.30	30.21	6957.36
2006/11/22	10:01:00	1194.9	895.9	266.3	281.7	240.6	242.2	536.3	388.1	243.9	243.8	207.7	232.2	63.2	61.9	63.5	61.3	230.40	30.27	6974.21
2006/11/22	10:02:00	1195.2	895.6	266.5	280.7	241.4	241.7	534.9	402.8	244.2	243.8	207.8	232.2	63.0	61.9	63.6	61.1	230.30	30.26	6968.88
2006/11/22	10:03:00	1195.5	896.7	266.5	280.5	241.2	242.4	536.3	404.9	244.2	244.3	207.8	232.3	63.3	62.1	63.9	61.6	229.60	30.19	6943.10
2006/11/22	10:04:00	1194.6	897.5	266.5	281.8	240.6	242.5	533.7	378.6	244.2	244.2	207.9	232.3	63.4	61.6	64.1	62.0	230.20	30.24	6965.85
2006/11/22	10:05:00	1194.8	896.5	266.5	281.3	240.7	242.2	533.9	402.3	244.3	244.2	207.8	232.3	62.8	62.2	63.5	61.3	228.40	30.13	6908.09
2006/11/22	10:06:00	1194.9	894.3	266.5	279.7	240.6	242.1	534.9	388.8	244.2	244.3	207.8	232.3	62.6	61.9	63.7	61.5	229.60	30.14	6923.16
2006/11/22	10:07:00	1194.9	896.3	266.5	281.2	240.4	242.1	535.0	388.9	244.4	244.2	207.8	232.3	63.8	61.5	63.2	61.7	229.70	30.21	6944.56
2006/11/22	10:08:00	1195.3	894.8	266.7	280.4	239.3	242.1	534.4	422.6	244.2	243.9	207.7	232.3	63.5	61.3	63.9	61.7	230.20	30.24	6964.27
2006/11/22	10:09:00	1195.9	897.6	266.5	280.9	239.8	242.2	534.2	407.8	244.2	244.2	207.9	232.3	63.1	62.2	63.4	61.7	227.30	30.05	6841.73
2006/11/22	10:10:00	1194.9	894.0	266.6	281.3	240.6	241.9	534.9	433.3	244.3	244.2	207.8	232.2	62.6	61.6	63.5	61.7	229.20	30.14	6908.09
2006/11/22	10:11:00	1193.9	895.6	266.5	281.5	240.1	241.9	536.1	392.6	244.0	244.0	207.8	232.2	62.8	61.8	63.3	61.6	230.20	30.25	6963.55
2006/11/22	10:12:00	1194.8	897.6	266.4	281.0	240.4	241.9	534.9	400.5	244.2	244.0	207.6	232.1	63.3	62.4	63.3	61.7	228.80	30.13	6893.74
2006/11/22	10:13:00	1195.2	896.4	266.3	280.1	240.8	242.1	533.9	422.1	244.3	244.3	207.7	232.1	63.4	61.7	63.4	61.9	230.50	30.24	6973.34
2006/11/22	10:14:00	1195.0	894.2	266.3	281.8	240.3	242.4	536.0	417.5	243.9	244.2	207.6	232.2	63.6	61.6	63.3	61.5	230.30	30.28	6975.79
2006/11/22	10:15:00	1194.9	892.5	266.6	282.0	240.6	242.2	535.9	385.7	243.7	244.2	207.8	232.2	63.4	62.3	63.9	60.6	230.00	30.22	6950.60
2006/11/22	10:16:00	1194.9	895.7	266.6	281.9	240.4	241.9	535.6	399.5	244.4	243.7	207.8	232.2	63.3	62.4	63.5	61.2	230.10	30.18	6947.44
2006/11/22	10:17:00	1194.3	897.3	266.6	280.7	240.0	241.9	535.4	415.6	243.9	244.0	207.9	232.2	63.2	62.4	63.3	61.5	230.20	30.23	6958.95
2006/11/22	10:18:00	1194.3	897.9	266.5	282.0	240.9	242.4	534.4	392.3	243.7	244.2	207.8	232.2	63.1	61.9	63.3	61.4	230.40	30.27	6976.51
2006/11/22	10:19:00	1194.6	896.6	266.6	279.7	240.4	242.4	534.4	445.3	243.9	244.3	207.7	232.3	63.1	61.9	63.5	62.1	229.90	30.19	6945.28
2006/11/22	10:20:00	1194.9	896.2	266.7	281.2	241.2	242.5	534.2	390.8	244.2	244.5	207.7	232.3	63.1	62.1	63.5	61.8	229.60	30.20	6933.92
2006/11/22	10:21:00	1194.6	896.9	266.5	280.9	240.7	241.9	534.4	383.8	244.2	244.4	207.9	232.3	63.5	61.5	63.5	61.6	230.30	30.26	6968.88
2006/11/22	10:22:00	1195.1	896.1	266.6	281.5	240.7	242.4	533.1	525.7	244.5	244.5	207.7	232.3	63.0	62.0	63.8	61.9	229.80	30.15	6928.47
2006/11/22	10:23:00	1195.7	894.3	266.7	281.4	241.1	242.5	534.4	398.6	244.2	244.6	208.0	232.4	63.7	62.3	64.3	61.6	230.20	30.26	6965.85
2006/11/22	10:24:00	1194.5	896.4	266.8	281.4	239.9	242.7	535.7	360.5	244.4	244.7	207.8	232.4	64.0	62.1	64.6	62.6	230.10	30.23	6962.83
2006/11/22	10:25:00	1194.4	894.3	266.8	281.2	240.0	242.7	535.7	396.8	244.6	244.4	208.0	232.4	63.5	62.2	64.0	61.7	230.50	30.26	6977.96
2006/11/22	10:26:00	1194.9	895.2	266.8	281.7	239.8	242.4	535.5	366.6	244.4	244.5	207.9	232.4	63.2	61.6	62.8	61.0	230.40	30.25	6974.21
2006/11/22	10:27:00	1195.6	891.1	266.8	281.2	240.9	242.7	534.2	391.3	244.4	244.5	207.8	232.4	63.1	61.8	63.6	61.2	230.50	30.28	6984.15
2006/11/22	10:28:00	1194.4	896.1	266.7	281.7	241.4	242.7	536.7	388.1	244.4	244.7	207.9	232.5	63.3	62.6	63.7	61.6	230.30	30.25	6966.58
2006/11/22	10:29:00	1194.1	897.2	267.0	280.5	241.2	242.7	537.1	394.1	244.6	244.5	208.1	232.5	63.3	62.2	63.7	61.8	230.10	30.24	6958.22
2006/11/22	10:30:00	1196.0	893.7	267.1	281.2	239.8	242.7	536.0	404.9	244.6	244.5	208.0	232.5	63.2	62.0	63.7	61.4	230.50	30.26	6974.93
2006/11/22	10:31:00	1195.9	893.9	266.9	281.7	240.9	242.7	535.5	388.9	244.7	244.9	208.0	232.5	63.2	61.4	63.6	62.3	230.30	30.26	6968.88
2006/11/22	10:32:00	1195.6	893.6	267.2	281.4	240.1	243.0	535.0	384.9	244.5	244.6	208.1	232.6	63.7	61.8	64.2	62.3	230.50	30.28	6981.85
2006/11/22	10:33:00	1195.1	898.6	267.3	282.4	239.5	243.2	536.9	381.2	244.9	244.8	208.2	232.6	62.4	62.3	64.0	61.7	230.40	30.25	6969.60
2006/11/22	10:34:00	1195.4	894.1	267.3	281.8	241.2	243.4	535.6	409.7	245.4	245.0	208.1	232.7	62.4	63.2	64.2	62.4	230.50	30.28	6981.85
2006/11/22	10:35:00	1194.9	895.1	267.2	283.0	240.4	243.4	536.5	400.6	245.0	245.0	208.4	232.7	63.4	61.4	63.9	61.6	230.60	30.29	6984.87
2006/11/22	10:36:00	1195.5	897.2	267.1	281.7	240.9	243.7	536.7	392.1	245.0	245.1	208.2	232.8	63.8	61.9	64.0	61.9	230.60	30.28	6982.57
2006/11/22	10:37:00	1194.9	897.9	267.1	281.7	241.3	243.2	536.3	372.1	244.8	244.9	208.0	232.7	63.7	62.4	64.4	61.8	230.60	30.29	6987.18
2006/11/22	10:38:00	1194.4	894.2	267.2	281.0	240.8	243.4	535.3	392.5	244.9	244.6	207.9	232.6	63.2	62.2	64.2	62.4	230.60	30.29	6984.87
2006/11/22	10:39:00	1195.7	894.2	267.2	281.2	240.9	242.9	535.2	385.3	244.7	244.3	208.0	232.6	63.3	62.4	64.6	62.0	230.50	30.28	6979.54
2006/11/22	10:40:00	1195.4	895.6	267.1	281.7	240.4	242.7	535.2	382.2	244.4	244.8	208.1	232.6	63.3	62.3	64.0	61.4	230.70	30.29	6987.90
2006/11/22	10:41:00	1194.5	895.2	266.9	281.8	240.8	242.7	535.4	386.5	244.2	244.7	208.2	232.5	63.3	62.4	64.0	61.4	230.60	30.29	6984.87
2006/11/22	10:42:00	1194.6	895.9	267.1	281.4	240.9	242.7	534.8	425.8	244.3	244.6	208.1	232.6	62.6	62.0	63.1	61.0	230.60	30.29	6987.18
2006/11/22	10:43:00	1195.6	895.9	266.9	282.1	240.9	242.7	536.8	405.3	244.5	244.8	208.2	232.6	62.3	62.3	63.7	61.1	230.60	30.29	6987.18
2006/11/22	10:44:00	1195.6	894.1	267.2	282.0	240.6	243.2	535.6	427.5	244.7	244.5	208.1	232.6	63.2	62.0	63.6	61.8	230.70	30.29	6990.21
2006/11/22	10:45:00	1195.2	895.6	267.1	280.9	241.1	242.9	537.9	388.7	245.1	245.2	207.9	232.6	63.1	62.0	63.5	61.5	230.70	30.29	6987.90
2006/11/22	10:46:00	1194.6	896.5	267.3	281.8	240.9	243.0	536.6	393.6	244.7	245.0	208.2	232.6	63.1	61.6	64.0	61.1	230.70	30.29	6987.90
2006/11/22	10:47:00	1194.8	895.9	267.3	281.4	241.3	243.2	535.6	390.1	244.3	244.9	208.3	232.6	63.8	61.1	63.9	61.5	230.60	30.29	6987.18
2006/11/22	10:48:00	1195.9	894.9	267.2	281.3	240.8	242.9	535.3	397.0	244.4	244.7	208.0	232.6	63.5	62.1	63.8	61.6	230.60	30.29	6984.87
2006/11/22																				

Heat Rise Run

Rerun

Date	Time	TC1	TC2	TC3	TC4	TC5	TC6	TC7	TC8	TC9	TC10	TC11	TC12	TC13	TC14	TC15	TC16	VDC	Amps	Watts
2006/11/22	10:53:00	1195.4	896.9	267.4	282.5	240.7	243.2	535.5	431.8	245.2	245.3	208.2	232.8	63.6	62.6	63.7	62.3	229.70	30.15	6930.05
2006/11/22	10:54:00	1195.2	895.9	267.6	281.5	240.8	243.0	536.5	392.4	245.3	245.4	208.3	232.8	63.4	61.8	63.7	62.0	229.90	30.19	6940.68
2006/11/22	10:55:00	1195.4	896.2	267.7	281.9	241.2	242.9	537.7	379.3	245.5	245.4	208.3	232.8	63.3	62.6	64.3	62.6	229.70	30.00	6912.00
2006/11/22	10:56:00	1195.6	895.2	267.6	282.4	241.2	243.2	536.9	380.2	245.5	245.4	208.4	232.9	63.5	62.6	64.2	62.6	230.20	30.15	6952.59
2006/11/22	10:57:00	1196.2	896.9	267.8	282.7	240.9	243.4	537.2	397.1	245.4	245.4	208.4	232.9	63.5	62.6	64.3	61.8	230.40	30.17	6951.17
2006/11/22	10:58:00	1196.3	895.2	267.8	281.9	241.7	243.4	536.4	402.4	245.4	245.4	208.3	232.9	63.4	62.6	64.2	62.0	229.10	30.16	6927.75
2006/11/22	10:59:00	1196.4	897.2	267.7	282.0	241.4	243.7	536.8	427.7	245.2	245.5	208.5	232.9	63.6	62.6	63.9	62.0	229.10	29.97	6904.22
2006/11/22	11:00:00	1195.9	895.9	267.8	281.9	241.4	244.2	537.2	354.4	245.2	245.6	208.6	233.0	63.5	62.8	64.2	62.3	228.70	30.04	6895.31
2006/11/22	11:01:00	1195.4	897.4	267.8	282.8	241.7	243.4	536.7	370.9	245.5	245.3	208.5	232.9	63.3	62.2	64.2	61.9	229.60	30.16	6924.74
2006/11/22	11:02:00	1195.6	897.4	267.7	282.1	240.9	243.7	536.8	423.4	245.2	245.4	208.4	232.9	63.8	62.2	64.2	61.6	229.80	30.23	6946.85
2006/11/22	11:03:00	1195.7	897.2	267.8	282.1	240.9	243.5	536.7	390.0	245.3	245.8	208.4	232.9	63.3	62.0	64.1	61.9	230.10	30.23	6955.92
2006/11/22	11:04:00	1194.6	899.1	267.8	282.2	240.8	243.8	536.6	370.1	245.1	245.5	208.6	233.0	63.5	62.4	64.2	61.9	230.30	30.21	6968.88
2006/11/22	11:05:00	1194.8	898.3	267.7	282.2	240.9	243.4	536.8	411.5	245.2	245.3	208.4	232.9	63.6	62.6	64.6	61.9	229.80	30.21	6942.26
2006/11/22	11:06:00	1195.4	897.9	267.9	281.7	240.9	243.4	535.9	385.6	245.6	245.4	208.5	232.9	63.7	62.8	64.2	62.6	228.60	30.09	6878.57
2006/11/22	11:07:00	1194.9	897.6	267.7	282.0	240.4	243.5	536.7	410.3	245.1	245.2	208.5	232.9	63.6	62.2	64.3	62.4	228.50	30.05	6878.57
2006/11/22	11:08:00	1195.1	897.5	267.7	281.8	240.9	243.4	537.4	386.3	245.1	245.4	208.4	232.9	63.1	62.3	64.0	62.6	230.20	30.24	6961.25
2006/11/22	11:09:00	1195.6	896.5	267.7	282.6	241.2	243.7	537.1	454.0	244.9	245.5	208.3	232.9	62.6	62.8	64.3	62.0	228.60	30.18	6901.43
2006/11/22	11:10:00	1195.2	898.7	267.8	282.3	241.9	243.2	536.1	425.8	245.2	245.4	208.3	232.8	63.8	63.6	64.6	62.8	228.50	30.11	6880.14
2006/11/22	11:11:00	1195.6	895.1	267.6	281.7	241.7	243.2	536.0	374.4	245.3	245.0	207.9	232.8	64.1	63.6	64.6	63.3	228.40	30.19	6920.52
2006/11/22	11:12:00	1195.7	895.4	267.7	281.4	241.7	243.2	535.8	531.2	245.0	244.9	208.2	232.8	64.2	63.5	64.0	63.2	229.70	30.14	6962.34
2006/11/22	11:13:00	1195.2	895.1	267.6	281.2	240.9	243.4	535.4	391.1	245.0	245.2	207.9	232.8	64.0	63.4	64.2	63.5	229.90	30.21	6945.28
2006/11/22	11:14:00	1194.9	897.0	267.6	281.8	240.9	243.2	536.8	382.0	245.4	245.6	208.1	232.9	63.8	63.1	64.8	62.6	230.60	30.23	6977.08
2006/11/22	11:15:00	1194.9	897.6	267.7	281.8	241.3	243.4	537.7	366.8	245.3	245.2	208.2	232.8	64.1	63.0	64.8	63.1	230.60	30.27	6983.29
2006/11/22	11:16:00	1194.9	897.4	267.7	282.0	241.4	243.5	536.7	352.7	245.1	244.8	208.2	232.8	63.7	62.8	64.8	62.1	230.30	30.23	6966.58
2006/11/22	11:17:00	1195.1	897.9	267.4	282.1	239.8	242.4	536.3	380.1	243.8	244.6	208.2	232.8	62.8	62.8	64.8	59.9	230.30	30.24	6966.58
2006/11/22	11:18:00	1195.2	895.7	267.4	280.4	240.4	243.2	537.2	373.1	244.9	244.9	208.1	232.7	62.8	61.6	63.4	60.6	229.90	30.22	6947.58
2006/11/22	11:19:00	1195.0	895.9	267.4	281.3	241.2	243.0	536.3	407.7	244.6	245.0	208.1	232.7	63.2	61.8	63.7	61.2	230.10	30.25	6969.60
2006/11/22	11:20:00	1194.4	896.3	267.0	282.0	239.9	242.4	536.2	430.4	243.7	244.8	208.4	232.7	61.5	60.1	62.0	59.4	230.30	30.23	6971.18
2006/11/22	11:21:00	1194.4	898.9	267.1	281.7	240.0	242.4	535.8	383.7	243.7	244.6	208.5	232.8	60.6	58.6	60.9	58.4	230.00	30.19	6943.70
2006/11/22	11:22:00	1195.3	896.7	267.4	281.0	239.4	242.4	535.8	358.7	243.7	244.3	208.3	232.6	59.7	56.9	60.2	55.7	230.30	30.23	6961.97
2006/11/22	11:23:00	1194.6	897.1	267.4	282.1	239.3	242.4	534.9	395.6	244.5	244.6	208.4	232.6	59.7	59.4	60.6	58.0	230.10	30.23	6963.55
2006/11/22	11:24:00	1194.9	896.2	267.3	281.0	240.2	242.4	536.9	384.1	244.3	244.3	208.5	232.5	61.5	60.2	61.9	59.5	230.60	30.25	6978.68
2006/11/22	11:25:00	1195.4	897.4	267.4	281.4	240.0	242.7	536.3	378.5	244.2	244.4	208.4	232.6	61.7	60.6	62.4	60.0	230.20	30.26	6968.15
2006/11/22	11:26:00	1194.8	896.3	267.4	281.7	240.3	242.9	535.2	380.1	243.9	244.4	208.1	232.6	62.8	61.3	62.6	60.4	230.20	30.25	6965.85
2006/11/22	11:27:00	1194.9	896.9	267.4	281.7	241.3	242.9	536.8	381.1	244.7	244.5	208.2	232.6	63.2	62.2	63.5	61.0	230.40	30.28	6978.82
2006/11/22	11:28:00	1195.4	893.7	267.6	281.2	241.4	242.7	535.8	384.3	244.8	244.6	207.9	232.6	63.1	62.6	63.3	61.5	229.60	30.20	6933.92
2006/11/22	11:29:00	1195.0	894.5	267.7	281.5	241.2	242.9	535.6	481.7	244.7	244.8	208.0	232.7	63.6	62.4	63.4	61.9	229.90	30.27	6972.87
2006/11/22	11:30:00	1195.5	895.7	267.7	281.9	241.2	243.4	536.9	408.6	245.1	244.7	208.0	232.6	63.4	62.8	63.6	62.1	230.50	30.26	6974.93
2006/11/22	11:31:00	1196.2	894.9	267.7	281.8	240.7	243.5	536.3	434.8	245.2	245.0	208.0	232.7	63.5	63.5	64.0	62.8	229.90	30.20	6942.98
2006/11/22	11:32:00	1195.1	896.9	267.8	281.9	241.3	243.2	536.9	432.0	245.1	245.1	208.3	232.8	63.4	63.3	64.0	62.4	230.00	30.21	6952.90
2006/11/22	11:33:00	1195.0	896.1	267.8	282.0	241.1	243.4	534.8	481.2	245.2	245.0	208.4	232.8	63.8	63.1	63.9	62.3	230.60	30.27	6980.26
2006/11/22	11:34:00	1195.1	897.3	267.7	282.1	240.9	243.7	537.4	382.3	245.2	245.2	208.1	232.8	63.1	63.5	63.5	62.6	229.60	30.19	6931.62
2006/11/22	11:35:00	1195.1	898.1	267.8	282.4	241.3	243.4	535.7	369.3	245.4	245.1	208.1	232.8	63.5	63.5	63.5	63.3	229.40	30.17	6921.00
2006/11/22	11:36:00	1195.3	895.9	267.9	281.8	241.3	243.5	536.7	382.8	245.3	245.2	208.2	232.8	63.6	62.4	63.8	63.0	229.90	30.20	6945.28
2006/11/22	11:37:00	1195.4	899.2	267.9	281.0	240.6	243.5	536.6	414.3	245.2	244.9	208.4	232.9	63.8	63.1	64.4	62.2	229.70	30.24	6952.18
2006/11/22	11:38:00	1195.7	896.6	268.1	280.7	240.7	243.7	536.9	383.3	245.1	245.2	208.2	232.9	63.9	62.6	64.6	62.8	229.60	30.18	6929.33
2006/11/22	11:39:00	1194.4	896.8	267.9	281.0	241.4	243.7	536.9	383.3	245.1	245.1	208.4	232.9	63.8	63.1	63.9	62.6	230.20	30.23	6961.97
2006/11/22	11:40:00	1195.0	897.1	268.1	280.9	241.4	243.9	537.7	378.1	245.5	245.2	208.4	232.9	63.8	63.1	63.9	62.6	229.80	30.21	6942.26
2006/11/22	11:41:00	1195.6	893.4	268.1	281.4	240.9	243.7	536.1	437.8	245.4	245.2	208.4	233.0	63.8	63.1	64.8	63.3	230.20	30.26	6973.48
2006/11/22	11:42:00	1195.3	898.3	268.1	281.8	240.9	243.7	536.4	418.9	245.3	245.3	208.5	233.0	64.0	63.2	64.6	62.6	229.80	30.22	6946.85
2006/11/22	11:43:00	1195.1	897.3	268.2	281.7	240.7	243.4	535.3	378.3	244.9	245.2	208.5	233.0	63.4	62.3	63.8	62.1	230.50	30.26	6977.24
2006/11/22	11:44:00	1195.3	897.6	268.4	281.9	241.7	243.7	537.1	380.1	245.1	245.3	208.8	233.1	63.1	61.9	63.2	62.0	230.40	30.24	6967.30
2006/11/22	11:45:00	1194.8	897.6	268.4	282.4	241.4	244.3	536.5	387.1	245.4	245.4	208.6	233.1	63.5	61.8	63.8	61.7	230.30	30.24	6971.18
2006/11/22	11:46:00	1195.1	896.5	268.4	281.0	241.9	244.5	537.7	446.3	245.6	245.4	208.6	233.2	63.2	62.6	64.1	62.1	230.50	30.27	6980.26
2006/11/22	11:47:00	1195.1	897.6	268.4	282.2	241.3	244.2													

Heat Rise Run

Rerun

Date	Time	TC1	TC2	TC3	TC4	TC5	TC6	TC7	TC8	TC9	TC10	TC11	TC12	TC13	TC14	TC15	TC16	VDC	Amps	Watts
2006/11/22	11:51:00	1195.6	897.3	268.4	282.8	241.2	244.0	537.3	386.1	246.2	245.7	208.8	233.2	64.0	63.9	65.1	62.6	230.10	30.24	6960.53
2006/11/22	11:52:00	1195.3	897.9	268.4	281.3	240.4	243.9	536.6	435.3	245.8	245.5	208.7	233.2	62.3	62.8	64.0	62.6	230.40	30.27	6977.24
2006/11/22	11:53:00	1195.2	898.4	268.2	282.1	240.1	243.9	537.9	388.1	246.1	245.7	208.6	233.1	62.8	63.2	63.6	62.6	230.20	30.26	6965.85
2006/11/22	11:54:00	1195.3	897.9	268.4	282.2	241.4	244.0	536.4	391.1	245.9	245.9	208.6	233.1	64.2	64.0	64.4	63.2	230.00	30.21	6948.30
2006/11/22	11:55:00	1195.3	894.8	268.4	282.4	241.9	244.2	537.6	370.4	245.7	245.6	208.6	233.1	64.3	63.9	64.2	62.8	230.20	30.26	6965.85
2006/11/22	11:56:00	1195.0	896.2	268.4	281.7	241.9	244.3	537.0	388.9	245.9	245.5	208.6	233.1	64.2	63.6	65.0	63.1	230.60	30.27	6980.26
2006/11/22	11:57:00	1196.4	895.1	268.4	282.4	241.6	244.4	537.0	402.9	246.0	245.7	208.7	233.2	64.6	63.6	65.1	63.5	230.10	30.22	6953.62
2006/11/22	11:58:00	1195.7	896.5	268.4	282.1	241.4	243.9	537.0	413.7	245.3	245.5	208.7	233.2	64.1	63.2	64.3	63.3	230.50	30.22	6968.73
2006/11/22	11:59:00	1195.6	894.9	268.4	282.1	240.1	244.0	537.9	367.3	245.8	245.8	208.8	233.3	63.1	63.3	64.1	63.2	230.30	30.23	6966.58
2006/11/22	12:00:00	1195.6	895.7	268.2	283.2	240.9	243.5	537.6	475.5	245.7	246.0	208.8	233.3	63.0	62.6	63.4	62.2	229.90	30.21	6945.28
2006/11/22	12:01:00	1194.9	897.1	268.4	282.0	241.4	244.3	537.4	477.7	245.6	245.6	209.0	233.3	64.2	63.3	64.6	62.3	230.50	30.27	6977.24
2006/11/22	12:02:00	1195.6	897.4	268.6	282.2	242.2	243.8	538.4	469.0	245.9	245.8	208.9	233.4	65.0	63.6	65.0	63.2	230.20	30.20	6958.08
2006/11/22	12:03:00	1195.5	894.8	268.7	282.4	241.7	244.3	536.7	425.0	245.8	245.9	209.1	233.4	64.2	63.0	64.2	62.2	230.30	30.22	6959.67
2006/11/22	12:04:00	1195.2	898.9	268.7	282.1	241.7	244.7	538.7	408.1	246.0	246.2	209.0	233.4	64.1	63.5	64.6	62.6	230.10	30.20	6952.04
2006/11/22	12:05:00	1195.0	896.9	268.7	282.5	242.2	244.5	536.1	404.3	246.3	246.0	209.2	233.5	64.4	63.7	64.8	63.0	230.00	30.23	6955.20
2006/11/22	12:06:00	1195.3	895.6	268.9	282.5	242.2	244.9	537.7	479.0	246.3	246.2	209.1	233.6	63.8	64.0	64.6	63.5	230.50	30.26	6977.24
2006/11/22	12:07:00	1196.2	897.4	268.9	282.0	241.4	244.6	538.8	444.8	246.2	246.5	209.0	233.6	63.7	64.0	64.4	63.1	230.00	30.20	6946.00
2006/11/22	12:08:00	1195.6	896.6	268.9	282.1	241.7	244.8	538.1	451.7	246.7	246.5	209.0	233.6	64.8	64.3	65.1	63.7	230.40	30.25	6969.60
2006/11/22	12:09:00	1196.0	897.6	268.9	282.5	242.1	244.6	537.1	500.2	246.3	246.2	209.0	233.6	64.6	64.3	65.3	63.3	230.60	30.29	6987.18
2006/11/22	12:10:00	1195.9	896.2	268.9	283.1	241.4	244.6	537.6	374.0	245.8	246.0	209.0	233.5	64.6	64.3	65.3	63.6	229.70	30.21	6939.24
2006/11/22	12:11:00	1195.9	898.7	268.9	282.4	240.9	244.3	538.8	386.3	246.2	246.2	208.8	233.5	65.1	64.6	65.2	63.6	229.90	30.21	6945.28
2006/11/22	12:12:00	1195.4	897.3	268.9	283.2	241.6	244.8	537.7	407.6	246.0	246.2	208.9	233.5	65.1	64.4	65.2	63.6	230.40	30.26	6971.90
2006/11/22	12:13:00	1195.6	897.0	268.9	282.5	242.4	244.6	537.9	467.4	246.6	246.1	208.8	233.5	64.8	64.2	65.1	63.5	229.80	30.24	6951.45
2006/11/22	12:14:00	1195.4	897.3	268.9	282.8	241.9	244.7	538.9	481.2	246.3	246.2	208.9	233.6	64.6	63.9	64.8	63.2	230.10	30.23	6955.92
2006/11/22	12:15:00	1195.3	897.2	268.9	282.2	241.7	244.7	538.7	388.6	246.2	246.1	209.1	233.5	64.6	63.9	64.8	63.6	229.70	30.20	6936.94
2006/11/22	12:16:00	1195.2	898.7	269.0	282.4	241.7	245.0	536.9	400.1	246.4	246.1	209.0	233.6	64.8	64.6	65.2	63.7	230.40	30.25	6974.21
2006/11/22	12:17:00	1195.2	896.9	269.0	282.5	241.9	244.9	538.7	404.8	246.3	246.3	209.0	233.6	64.6	64.4	65.3	63.4	229.70	30.24	6946.13
2006/11/22	12:18:00	1195.6	897.8	268.9	281.8	242.1	245.0	537.9	447.8	246.5	246.2	209.0	233.6	64.6	64.3	65.4	63.4	230.10	30.23	6955.92
2006/11/22	12:19:00	1195.1	900.6	269.2	282.2	242.5	244.8	537.7	394.4	247.1	246.3	209.0	233.7	64.6	64.3	65.2	64.1	230.40	30.26	6971.90
2006/11/22	12:20:00	1195.3	898.1	269.2	282.5	242.4	244.7	538.7	390.1	246.6	246.7	209.0	233.6	65.4	64.8	65.5	64.6	229.60	30.26	6947.70
2006/11/22	12:21:00	1195.2	893.9	269.2	282.6	242.2	244.7	538.5	397.9	247.0	246.2	209.0	233.7	65.5	64.3	65.2	64.0	230.10	30.21	6951.32
2006/11/22	12:22:00	1195.6	894.8	269.2	282.5	242.2	245.0	537.6	489.8	246.5	246.5	209.1	233.7	65.6	64.1	65.4	64.2	230.40	30.24	6970.32
2006/11/22	12:23:00	1196.0	896.1	269.2	282.3	241.9	244.8	538.1	413.5	246.0	246.4	209.1	233.7	64.8	64.0	65.6	63.7	229.70	30.21	6949.88
2006/11/22	12:24:00	1195.6	897.0	269.2	282.3	241.9	244.9	538.8	408.3	246.4	246.5	209.2	233.6	64.1	64.2	65.1	63.0	230.40	30.27	6974.21
2006/11/22	12:25:00	1196.1	896.4	269.0	282.8	242.4	244.8	537.4	473.3	246.5	246.6	209.0	233.7	65.1	64.6	65.2	63.4	230.40	30.19	6967.85
2006/11/22	12:26:00	1196.0	897.0	269.2	282.7	242.2	244.9	538.4	358.8	246.4	246.6	209.1	233.7	64.8	64.8	65.0	63.8	230.20	30.22	6956.64
2006/11/22	12:27:00	1196.0	896.5	269.2	282.6	241.7	244.8	538.4	372.1	246.7	246.5	209.1	233.7	64.6	64.4	65.3	63.8	230.40	30.25	6975.65
2006/11/22	12:28:00	1195.6	893.6	269.2	282.7	241.7	244.9	537.2	453.8	246.6	246.5	209.1	233.7	64.6	64.4	64.8	63.4	229.90	30.21	6951.32
2006/11/22	12:29:00	1194.9	896.7	269.2	283.1	242.1	245.2	538.5	355.0	246.4	246.5	209.3	233.7	64.6	64.3	65.4	63.5	229.80	30.23	6946.85
2006/11/22	12:30:00	1194.9	895.4	269.2	282.5	242.1	244.7	537.9	449.5	246.5	246.4	209.2	233.7	64.6	64.4	65.8	63.1	229.90	30.21	6945.28
2006/11/22	12:31:00	1195.0	896.3	269.0	282.5	242.2	244.8	539.2	386.5	246.2	246.8	209.2	233.7	64.4	64.6	65.4	64.2	230.30	30.23	6961.97
2006/11/22	12:32:00	1195.4	899.4	269.2	282.8	242.4	244.9	537.7	381.4	246.2	246.7	209.4	233.8	65.0	64.3	65.9	63.8	230.40	30.28	6978.82
2006/11/22	12:33:00	1196.0	895.4	269.2	283.7	241.3	244.9	538.8	402.1	247.0	246.5	209.4	233.8	64.6	64.8	65.6	64.1	230.20	30.23	6958.95
2006/11/22	12:34:00	1195.3	900.4	269.4	282.2	242.2	245.2	539.4	359.7	246.5	246.8	209.3	233.9	64.6	64.3	65.9	64.1	230.10	30.23	6955.92
2006/11/22	12:35:00	1196.2	897.3	269.0	282.7	242.4	245.0	538.5	366.6	247.0	246.9	209.3	233.9	65.3	65.2	65.6	63.8	229.60	30.20	6933.92
2006/11/22	12:36:00	1196.6	900.6	269.4	282.3	241.6	245.1	539.9	447.1	247.2	247.3	209.2	233.9	64.6	65.3	65.3	64.1	230.40	30.26	6971.90
2006/11/22	12:37:00	1195.9	897.4	269.4	282.3	241.6	245.0	539.0	382.0	247.1	247.3	209.3	233.9	63.4	64.6	66.0	63.7	230.00	30.22	6956.64
2006/11/22	12:38:00	1195.6	898.1	269.4	283.6	241.9	245.1	537.9	366.6	246.5	247.0	209.4	233.9	64.0	64.8	65.9	63.3	230.50	30.19	6961.81
2006/11/22	12:39:00	1195.9	897.6	269.5	283.3	242.2	245.0	538.2	383.3	247.0	247.0	209.5	234.0	64.8	64.6	65.5	63.2	230.00	30.23	6964.99
2006/11/22	12:40:00	1196.4	898.1	269.7	281.7	242.4	245.1	538.9	386.3	246.8	246.8	209.9	234.1	64.4	62.1	64.4	61.6	230.50	30.22	6974.78
2006/11/22	12:41:00	1194.9	898.1	269.7	283.9	242.2	245.6	538.2	370.2	247.0	247.4	209.9	234.2	64.3	62.8	64.8	62.6	230.60	30.27	6980.26
2006/11/22	12:42:00	1195.2	897.3	269.8	282.3	242.7	245.7	539.8	466.9	247.3	247.2	209.8	234.2	64.4	63.1	64.8	63.1	230.60	30.27	6983.29
2006/11/22	12:43:00	1195.6	898.3	269.8	283.6	242.5	245.5	538.4	432.9	247.3	247.3	209.8	234.2	65.2	62.8	65.0	62.8	230.60	30.24	6979.39
2006/11/22	12:44:00	1195.6	895.6	269.5	282.8	243.0	245.6	537.2	397.6	247.1	246.8	209.5	234.2	65.0	62.8	65.3	62.8	230.40	29.94	6898.18
2006/11/22	12:45:00	1195.9	897.6	269.7	282.9															

Heat Rise Run

Rerun

Date	Time	TC1	TC2	TC3	TC4	TC5	TC6	TC7	TC8	TC9	TC10	TC11	TC12	TC13	TC14	TC15	TC16	VDC	Amps	Watts
2006/11/22	12:49:00	1196.2	896.8	269.7	283.9	242.1	245.5	539.3	357.8	247.1	247.0	209.7	234.1	65.0	63.9	65.8	63.5	230.40	30.23	6977.08
2006/11/22	12:50:00	1196.2	898.4	269.7	283.5	242.1	245.0	537.9	404.8	246.8	247.0	209.6	234.1	64.4	63.8	65.1	63.3	230.40	30.26	6981.12
2006/11/22	12:51:00	1196.6	897.9	269.5	282.5	242.4	245.4	538.1	425.2	246.6	247.1	209.7	234.1	64.1	63.9	64.8	63.9	230.10	30.19	6953.62
2006/11/22	12:52:00	1195.6	899.0	269.4	282.8	242.9	245.0	539.2	397.0	246.8	246.8	209.7	234.0	64.6	64.0	65.4	63.8	229.70	30.18	6932.35
2006/11/22	12:53:00	1195.7	897.9	269.4	283.0	242.5	245.2	538.4	425.6	246.8	246.5	209.7	234.1	64.6	63.9	65.8	63.5	229.30	30.09	6899.64
2006/11/22	12:54:00	1195.6	900.5	269.4	282.1	242.4	244.9	538.8	352.6	246.2	246.6	209.8	234.0	65.5	64.1	65.7	63.7	229.50	30.16	6928.61
2006/11/22	12:55:00	1196.2	895.2	269.4	283.2	241.7	244.9	537.7	523.8	246.7	246.5	209.5	233.9	64.6	62.4	65.2	62.6	229.10	30.12	6900.49
2006/11/22	12:56:00	1195.9	896.0	269.2	282.5	241.3	244.9	538.1	406.8	246.6	246.6	209.5	233.9	64.4	63.0	64.6	62.3	228.90	30.10	6889.89
2006/11/22	12:57:00	1196.0	896.1	269.4	282.5	242.2	244.8	537.7	402.7	246.6	246.6	209.5	234.0	64.2	63.9	64.6	62.8	229.90	30.19	6940.68
2006/11/22	12:58:00	1195.2	896.8	269.4	282.1	242.1	245.3	538.9	434.5	246.9	246.7	209.6	234.0	63.7	63.9	65.0	62.8	230.20	30.24	6965.85
2006/11/22	12:59:00	1195.4	898.1	269.5	282.6	242.7	245.2	538.5	416.9	246.8	246.8	209.5	234.0	64.1	63.8	65.2	63.7	229.20	30.11	6901.21
2006/11/22	13:00:00	1196.2	897.5	269.4	283.2	241.4	245.1	537.9	431.4	246.5	246.8	209.6	234.0	63.6	61.8	64.8	63.1	230.50	30.27	6977.24
2006/11/22	13:01:00	1196.1	899.5	269.0	282.6	241.1	244.8	539.4	414.3	245.1	246.4	209.6	234.0	63.5	61.0	63.9	61.2	230.30	30.28	6975.79
2006/11/22	13:02:00	1195.6	900.0	269.5	282.2	240.1	245.0	538.2	375.6	246.1	246.6	209.6	234.0	64.3	61.4	64.0	62.6	230.20	30.25	6963.55
2006/11/22	13:03:00	1195.5	894.8	269.2	283.3	242.2	244.5	537.4	415.9	246.3	246.4	209.6	233.9	64.4	63.6	64.6	62.0	230.70	30.28	6987.90
2006/11/22	13:04:00	1195.5	898.6	269.0	283.5	241.4	244.7	538.5	462.1	245.8	246.4	209.5	234.0	62.8	61.5	63.3	61.0	230.70	30.30	6990.21
2006/11/22	13:05:00	1195.5	895.9	269.4	283.0	241.9	245.1	538.8	385.5	246.3	246.7	209.7	234.0	62.4	61.9	63.8	61.5	230.70	30.30	6990.21
2006/11/22	13:06:00	1195.7	895.9	269.7	283.7	242.4	244.8	538.8	414.3	246.5	246.4	209.8	234.0	63.3	62.3	63.8	61.3	230.70	30.29	6987.90
2006/11/22	13:07:00	1195.4	896.0	269.8	283.2	241.9	245.0	537.4	472.9	246.8	246.8	209.9	234.1	64.0	63.1	64.2	62.0	230.70	30.29	6987.90
2006/11/22	13:08:00	1196.0	896.5	269.9	283.1	241.9	245.4	537.9	474.7	246.8	246.7	209.8	234.1	64.2	63.3	64.3	62.3	230.60	30.29	6984.87
2006/11/22	13:09:00	1195.7	900.6	269.9	283.4	242.7	245.4	539.4	398.8	247.1	247.0	209.9	234.2	64.8	63.8	64.6	62.8	230.70	30.29	6987.90
2006/11/22	13:10:00	1196.0	899.1	269.7	282.4	242.2	245.5	540.4	419.3	246.8	246.9	209.7	234.2	64.3	63.4	64.8	63.0	230.70	30.29	6987.90
2006/11/22	13:11:00	1196.0	893.7	269.9	282.4	241.6	245.2	538.7	400.8	247.4	247.6	209.4	234.2	63.1	64.1	64.1	63.6	230.60	30.29	6984.87
2006/11/22	13:12:00	1196.4	897.6	269.9	283.2	241.1	245.4	538.1	509.1	247.2	247.8	209.7	234.4	63.5	64.6	64.4	63.4	230.70	30.29	6987.90
2006/11/22	13:13:00	1195.6	900.6	269.9	283.4	241.7	245.5	538.8	423.2	247.8	247.8	209.8	234.5	63.6	64.2	64.4	63.0	230.70	30.29	6987.90
2006/11/22	13:14:00	1195.6	897.4	270.2	283.1	241.6	245.5	537.2	405.6	247.8	247.9	209.7	234.4	63.2	64.3	64.8	63.7	230.70	30.29	6987.90
2006/11/22	13:15:00	1195.4	899.2	269.9	283.8	241.6	245.1	538.7	374.3	247.7	248.1	209.8	234.4	63.1	64.8	64.2	63.8	230.70	30.29	6987.90
2006/11/22	13:16:00	1195.6	900.4	269.8	283.1	241.6	245.4	539.2	358.2	247.7	248.1	209.8	234.4	63.6	64.6	64.8	63.6	230.70	30.29	6987.90
2006/11/22	13:17:00	1195.6	898.6	270.0	282.1	242.4	245.8	539.2	367.1	247.7	248.1	209.8	234.4	64.3	65.0	64.4	63.8	230.70	30.29	6987.90
2006/11/22	13:18:00	1196.0	896.9	269.9	283.4	242.7	245.2	538.5	441.9	247.7	248.1	209.8	234.4	64.1	64.1	64.8	63.6	230.70	30.29	6987.90
2006/11/22	13:19:00	1196.3	897.9	270.0	282.9	242.2	245.6	537.3	423.6	247.5	247.9	209.8	234.2	63.6	63.7	64.6	64.2	230.70	30.29	6987.90
2006/11/22	13:20:00	1196.4	897.9	270.0	282.3	240.9	245.3	539.2	533.4	247.6	248.1	209.8	234.2	63.7	63.7	64.6	63.7	230.70	30.29	6987.90
2006/11/22	13:21:00	1197.0	898.6	270.2	283.3	241.3	245.0	538.7	438.1	247.8	248.4	209.9	234.4	62.6	64.1	63.9	63.6	230.70	30.30	6990.21
2006/11/22	13:22:00	1197.0	897.6	270.0	283.7	242.7	245.1	537.4	397.6	248.1	248.2	209.8	234.4	63.4	63.2	64.2	63.5	230.70	30.29	6990.21
2006/11/22	13:23:00	1196.6	896.8	269.9	282.3	241.9	245.1	539.3	403.5	247.8	248.4	209.8	234.4	64.3	64.8	65.2	63.7	230.70	30.29	6987.90
2006/11/22	13:24:00	1196.3	897.9	270.0	283.5	242.2	245.7	538.1	552.1	247.8	248.3	210.1	234.5	65.0	64.6	65.3	63.3	230.70	30.29	6987.90
2006/11/22	13:25:00	1197.9	897.3	270.2	283.4	243.5	245.8	537.9	377.2	247.9	248.2	210.1	234.5	64.6	64.3	65.3	63.8	230.70	30.29	6987.90
2006/11/22	13:26:00	1195.9	897.3	270.3	283.1	242.2	246.2	540.6	352.9	248.3	248.4	210.0	234.5	63.9	65.2	64.8	64.3	230.70	30.29	6987.90
2006/11/22	13:27:00	1197.0	897.6	270.3	282.6	242.7	246.1	540.1	466.4	247.9	248.4	210.0	234.5	64.8	64.1	64.8	63.9	230.70	30.29	6987.90
2006/11/22	13:28:00	1197.0	898.1	270.3	283.9	243.4	246.1	540.7	364.0	247.9	248.4	210.1	234.5	64.8	64.3	65.4	64.0	230.70	30.29	6987.90
2006/11/22	13:29:00	1196.6	899.2	270.3	284.1	243.2	245.9	537.6	402.6	247.9	248.4	210.3	234.6	64.1	64.8	65.5	63.8	230.70	30.29	6987.90
2006/11/22	13:30:00	1196.9	897.8	270.4	283.0	243.0	246.0	539.9	495.7	248.4	248.2	210.3	234.6	64.8	64.8	65.1	63.5	230.70	30.29	6987.90
2006/11/22	13:31:00	1196.7	899.4	270.4	283.1	242.7	246.2	540.0	394.4	248.2	248.6	210.1	234.6	64.4	63.9	64.6	64.3	230.60	30.29	6984.87
2006/11/22	13:32:00	1196.1	898.4	270.3	283.4	242.5	246.1	540.9	374.7	248.4	248.7	210.1	234.6	64.0	64.8	64.6	64.6	230.70	30.29	6990.21
2006/11/22	13:33:00	1195.5	897.3	270.2	283.2	242.9	245.7	538.9	497.5	248.4	248.4	210.0	234.6	63.6	64.6	64.8	63.7	230.60	30.27	6982.57
2006/11/22	13:34:00	1195.6	897.6	270.3	283.6	243.0	246.1	539.9	392.3	248.1	248.4	210.2	234.6	65.0	64.4	64.8	63.7	230.70	30.29	6987.90
2006/11/22	13:35:00	1195.9	897.9	270.2	284.1	242.7	246.0	540.7	354.8	248.2	248.4	210.2	234.6	64.2	64.4	65.8	63.2	230.60	30.29	6987.90
2006/11/22	13:36:00	1196.4	898.1	270.2	282.5	241.9	246.1	538.9	373.2	247.8	248.4	210.3	234.6	64.6	64.4	65.3	64.1	230.40	30.26	6971.90
2006/11/22	13:37:00	1197.0	895.9	270.4	283.3	243.7	246.0	539.9	385.3	248.7	248.9	210.2	234.6	64.3	64.8	65.0	64.6	230.70	30.29	6987.90
2006/11/22	13:38:00	1196.9	894.9	270.4	282.7	242.7	245.9	538.1	357.8	248.7	248.4	210.3	234.6	64.6	64.3	64.3	63.9	230.60	30.28	6982.57
2006/11/22	13:39:00	1196.9	900.2	270.3	283.3	242.9	246.1	540.5	508.5	247.9	248.7	210.3	234.6	64.8	63.6	64.4	63.2	230.70	30.29	6987.90
2006/11/22	13:40:00	1196.3	899.6	270.2	283.0	242.7	245.9	540.4	433.5	248.4	248.9	210.4	234.6	64.6	64.4	64.8	63.6	230.50	30.28	6982.57
2006/11/22	13:41:00	1196.3	897.9	270.5	283.9	241.9	246.3	539.2	498.6	248.7	248.9	210.3	234.6	64.1	64.2	65.0	64.2	230.50	30.28	6979.54
2006/11/22	13:42:00	1196.0	900.1	270.4	283.0	241.9	246.0	540.8	375.3	248.6	249.2	210.3	234.6	64.4	65.2	65.5	64.2	230.60	30.29	6984.87
2006/11/22	13:43:00	1196.2	899.1	270.5	284.3	242.5	246.0													

Heat Rise Run

Rerun

Date	Time	TC1	TC2	TC3	TC4	TC5	TC6	TC7	TC8	TC9	TC10	TC11	TC12	TC13	TC14	TC15	TC16	VDC	Amps	Watts
2006/11/22	13:47:00	1196.4	897.4	270.6	283.3	242.5	245.9	539.7	398.7	248.2	248.6	210.6	234.7	65.2	64.2	65.6	63.9	230.10	30.22	6953.62
2006/11/22	13:48:00	1196.6	897.6	270.4	283.0	242.5	245.9	539.9	440.6	247.7	248.2	210.7	234.7	64.3	63.2	65.3	61.3	230.40	30.28	6978.82
2006/11/22	13:49:00	1196.9	897.9	270.3	283.0	242.9	245.8	539.2	452.2	248.2	248.4	210.6	234.6	64.2	62.8	64.3	63.1	230.40	30.26	6974.21
2006/11/22	13:50:00	1196.7	900.0	270.4	284.1	242.7	246.0	540.1	403.7	248.1	248.2	210.4	234.5	64.1	62.6	64.8	62.6	230.30	30.23	6961.97
2006/11/22	13:51:00	1196.0	896.4	270.4	283.5	242.9	245.4	540.4	387.6	247.7	247.9	210.3	234.5	64.6	63.3	64.8	62.6	229.90	30.24	6970.32
2006/11/22	13:52:00	1197.4	892.7	270.4	283.0	242.7	245.9	540.2	461.4	247.6	247.9	210.3	234.5	64.4	63.9	64.8	63.2	229.90	30.23	6949.88
2006/11/22	13:53:00	1196.6	896.1	270.4	283.5	243.0	246.2	539.0	472.5	247.7	248.3	210.4	234.5	64.1	63.9	65.6	63.7	230.10	30.25	6966.58
2006/11/22	13:54:00	1196.4	896.5	270.4	282.9	243.2	245.9	539.3	437.5	248.6	248.6	210.4	234.6	64.0	64.8	65.5	64.1	229.60	30.17	6927.03
2006/11/22	13:55:00	1196.4	895.4	270.5	283.0	242.5	246.2	539.7	382.8	248.4	248.6	210.2	234.6	65.4	65.4	65.5	64.2	228.60	30.07	6874.00
2006/11/22	13:56:00	1196.3	895.6	270.6	283.2	242.9	245.7	538.5	379.1	248.1	248.9	210.4	234.7	65.4	65.2	65.3	64.8	229.50	30.26	6944.67
2006/11/22	13:57:00	1196.6	897.0	270.7	284.2	242.9	246.0	539.7	450.3	248.1	248.7	210.4	234.7	65.1	64.6	65.5	64.1	230.20	30.26	6965.85
2006/11/22	13:58:00	1195.6	899.2	270.7	283.0	243.2	246.1	540.2	378.8	248.2	248.4	210.5	234.7	64.8	64.1	65.2	63.9	230.40	30.26	6974.21
2006/11/22	13:59:00	1196.0	897.8	270.6	283.2	243.2	246.3	540.8	377.3	247.7	248.6	210.5	234.7	64.8	64.4	65.2	63.7	230.00	30.18	6946.00
2006/11/22	14:00:00	1195.6	900.3	270.7	283.6	243.4	246.3	539.9	411.8	248.3	248.7	210.8	234.7	65.2	64.1	65.6	63.8	230.40	30.21	6963.41
2006/11/22	14:01:00	1195.6	900.6	270.5	283.7	243.5	246.3	540.0	388.1	248.4	248.4	210.4	234.7	64.8	65.2	65.4	63.6	229.70	30.19	6934.64
2006/11/22	14:02:00	1196.7	899.7	270.4	283.6	243.4	245.6	539.2	400.3	248.1	248.3	210.5	234.7	64.4	64.2	65.2	63.3	230.40	30.27	6976.51
2006/11/22	14:03:00	1196.6	898.4	270.5	283.3	243.2	246.3	539.2	378.4	247.4	248.3	210.7	234.7	64.4	64.2	65.5	63.0	230.40	30.21	6960.38
2006/11/22	14:04:00	1196.4	898.6	270.4	283.7	243.2	245.9	540.2	393.6	248.4	248.4	210.6	234.7	64.3	64.8	65.6	63.5	230.60	30.27	6980.26
2006/11/22	14:05:00	1196.6	899.7	270.5	282.7	242.9	246.1	539.7	393.6	248.4	248.2	210.6	234.7	64.3	64.3	65.9	63.8	230.40	30.26	6971.90
2006/11/22	14:06:00	1196.6	899.0	270.2	283.2	242.5	245.9	539.7	401.0	248.3	248.6	210.7	234.7	65.3	64.3	64.6	64.1	230.20	30.22	6956.64
2006/11/22	14:07:00	1196.2	897.3	270.4	282.8	242.2	245.5	539.4	402.9	247.6	248.7	210.5	234.7	65.1	64.3	64.1	63.8	229.80	30.15	6942.26
2006/11/22	14:08:00	1196.0	899.3	270.4	282.9	242.4	246.3	540.5	355.3	248.1	248.7	210.6	234.7	65.0	64.6	65.6	64.4	229.70	30.19	6943.83
2006/11/22	14:09:00	1196.0	898.1	270.7	283.5	242.9	246.2	540.8	400.1	248.4	248.3	210.4	234.7	64.4	64.8	65.6	63.8	230.10	30.23	6955.92
2006/11/22	14:10:00	1195.9	898.7	270.5	283.8	242.7	246.2	539.2	418.3	248.4	248.4	210.6	234.7	64.3	64.1	65.3	64.1	230.30	30.25	6966.58
2006/11/22	14:11:00	1195.7	900.4	270.4	283.1	243.0	246.4	540.4	480.9	248.2	248.7	210.7	234.7	64.1	64.6	64.6	63.4	228.60	30.08	6876.29
2006/11/22	14:12:00	1196.3	899.3	270.6	283.9	243.2	246.0	540.6	461.5	247.8	248.4	210.7	234.9	64.6	64.1	65.3	64.1	230.40	30.26	6971.90
2006/11/22	14:13:00	1196.7	900.9	270.8	283.6	242.7	246.3	539.6	362.2	248.2	248.6	210.8	234.9	64.8	64.1	65.0	63.8	230.70	30.26	6980.98
2006/11/22	14:14:00	1195.9	898.9	270.7	284.4	242.9	246.7	539.6	426.5	248.4	248.7	210.8	234.9	64.6	64.2	65.0	63.7	230.30	30.27	6971.18
2006/11/22	14:15:00	1195.9	896.3	270.8	283.7	242.4	246.3	539.5	408.0	248.6	248.6	210.5	235.0	64.4	64.3	65.5	63.8	230.50	30.27	6977.24
2006/11/22	14:16:00	1197.1	899.4	270.8	284.2	242.4	246.4	540.0	472.0	248.1	248.9	210.8	235.0	64.8	64.8	65.0	64.1	230.60	30.29	6984.87
2006/11/22	14:17:00	1197.4	897.6	270.9	283.3	243.4	246.5	540.7	436.3	247.9	248.7	210.8	234.9	65.3	64.4	65.5	64.3	230.40	30.23	6964.99
2006/11/22	14:18:00	1196.9	896.4	270.8	284.1	243.2	246.8	539.8	387.4	248.4	248.7	210.8	234.9	64.8	64.4	65.6	64.4	230.10	30.23	6955.92
2006/11/22	14:19:00	1196.9	897.6	270.8	284.1	243.2	246.3	540.2	446.5	248.3	248.6	211.1	235.0	64.4	64.2	65.3	63.4	230.60	30.29	6984.87
2006/11/22	14:20:00	1196.9	897.9	270.9	283.1	243.2	246.2	540.0	393.5	248.4	248.6	210.9	235.0	64.1	64.4	65.3	63.6	230.70	30.29	6987.90
2006/11/22	14:21:00	1196.4	897.3	270.9	283.7	243.2	246.2	540.0	482.8	248.1	248.4	211.0	235.0	64.8	64.6	65.4	63.9	230.40	30.23	6976.51
2006/11/22	14:22:00	1196.1	898.6	270.7	283.8	243.2	246.4	539.4	416.2	248.3	248.7	210.8	235.0	63.8	64.4	65.0	64.1	230.40	30.27	6976.51
2006/11/22	14:23:00	1195.9	897.6	271.0	284.6	243.4	246.7	539.9	502.8	248.6	248.7	210.8	235.0	63.9	64.6	65.5	64.4	230.10	30.24	6958.22
2006/11/22	14:24:00	1195.9	895.1	270.9	283.4	243.5	246.8	539.6	487.1	248.4	248.4	210.8	235.0	65.0	64.8	65.4	64.2	230.50	30.28	6979.54
2006/11/22	14:25:00	1196.4	898.4	271.1	283.1	243.7	246.7	540.9	372.1	248.7	248.9	210.7	235.1	65.2	65.4	65.3	64.3	230.40	30.28	6976.51
2006/11/22	14:26:00	1196.9	899.3	271.1	283.9	243.4	246.8	540.6	362.9	249.1	249.4	210.8	235.2	65.4	65.7	65.9	65.4	230.60	30.27	6980.26
2006/11/22	14:27:00	1196.1	899.0	271.0	283.3	243.8	246.5	540.0	385.4	248.7	249.2	210.6	235.2	65.8	65.2	65.8	64.8	230.40	30.26	6971.90
2006/11/22	14:28:00	1196.0	899.2	271.0	283.9	243.4	246.9	540.5	486.0	248.7	248.9	210.7	235.2	65.1	65.1	65.9	63.7	230.40	30.25	6971.90
2006/11/22	14:29:00	1196.4	899.2	271.0	284.1	244.0	246.8	539.7	374.4	248.9	249.4	210.9	235.1	64.8	65.3	66.1	63.7	230.50	30.15	6961.64
2006/11/22	14:30:00	1196.0	897.0	270.9	284.4	243.2	246.8	538.7	390.1	248.9	249.2	210.9	235.2	64.8	65.1	64.8	63.9	230.20	30.26	6972.76
2006/11/22	14:31:00	1196.2	900.3	271.0	284.4	243.4	246.7	539.6	410.8	248.9	249.2	211.0	235.2	64.8	64.8	65.5	64.8	229.80	30.17	6933.07
2006/11/22	14:32:00	1196.6	894.4	271.1	283.9	243.4	246.6	540.4	394.3	248.6	248.9	210.9	235.2	65.3	64.8	65.9	64.3	230.20	30.22	6956.64
2006/11/22	14:33:00	1196.4	896.7	271.0	283.3	243.2	246.2	540.9	363.1	248.4	248.9	210.9	235.1	65.1	64.8	65.8	64.2	230.20	30.16	6942.83
2006/11/22	14:34:00	1195.6	897.0	270.9	283.9	242.9	246.7	541.2	457.1	248.6	248.9	210.9	235.1	64.4	64.3	65.5	64.6	230.10	30.24	6958.22
2006/11/22	14:35:00	1196.1	898.1	271.0	283.0	243.2	246.8	541.2	411.3	248.7	249.1	210.8	235.1	64.2	64.6	65.3	63.9	230.00	30.21	6959.80
2006/11/22	14:36:00	1195.7	897.1	271.0	283.0	242.9	246.4	539.2	396.3	248.9	248.7	210.8	235.1	64.8	64.3	65.1	63.7	230.40	30.26	6971.90
2006/11/22	14:37:00	1196.1	899.1	271.1	284.1	243.7	246.4	539.9	432.2	248.9	248.7	211.0	235.2	64.8	64.6	65.6	63.8	230.60	30.28	6987.18
2006/11/22	14:38:00	1196.3	900.1	271.1	283.3	243.2	246.6	538.7	389.3	248.7	248.7	210.8	235.2	64.4	64.8	65.2	64.1	230.70	30.29	6987.90
2006/11/22	14:39:00	1197.1	900.3	270.9	283.7	242.7	246.3	540.1	412.3	248.7	248.9	211.0	235.2	63.9	64.8	65.4	64.1	230.30	30.25	6966.58
2006/11/22	14:40:00	1196.9	895.7	271.0	284.4	242.4	246.7	540.1	361.4	248.7	249.1	210.8	235.1	63.6	64.8	65.3	63.3	230.60	30.27	6982.57
2006/11/22	14:41:00	1197.1	897.9	271.0	283.1	242.7	246.2													

Heat Rise Run

Rerun

Date	Time	TC1	TC2	TC3	TC4	TC5	TC6	TC7	TC8	TC9	TC10	TC11	TC12	TC13	TC14	TC15	TC16	VDC	Amps	Watts
2006/11/22	14:45:00	1196.1	896.5	270.8	283.3	241.9	246.2	539.2	447.3	248.7	248.6	210.8	234.9	61.7	61.9	62.3	61.4	230.50	30.26	6980.26
2006/11/22	14:46:00	1196.7	895.4	270.9	283.1	242.2	246.2	538.5	448.6	248.4	248.6	210.8	234.7	62.6	62.0	63.4	62.2	230.20	30.25	6963.55
2006/11/22	14:47:00	1195.6	898.4	270.9	283.6	243.2	246.0	540.4	399.3	248.6	248.6	211.0	234.9	63.2	62.4	64.0	62.3	230.60	30.29	6987.18
2006/11/22	14:48:00	1196.0	897.9	271.1	283.5	242.7	246.4	540.4	368.1	248.2	248.7	211.1	235.0	63.2	62.4	64.4	62.4	230.30	30.26	6968.88
2006/11/22	14:49:00	1196.7	896.3	271.1	283.1	243.2	246.0	540.2	448.7	248.6	248.7	211.1	235.1	64.3	63.2	64.6	63.1	229.80	30.18	6935.36
2006/11/22	14:50:00	1196.4	897.0	271.2	283.2	243.2	246.2	540.5	504.2	248.3	248.7	211.2	235.1	64.1	64.2	65.0	63.0	230.20	30.27	6968.15
2006/11/22	14:51:00	1196.6	897.2	270.8	282.9	243.2	246.3	539.7	391.7	248.4	248.7	211.1	235.1	63.7	63.4	64.4	62.8	230.20	30.25	6963.55
2006/11/22	14:52:00	1196.9	896.3	271.2	283.9	243.5	246.6	540.3	461.9	248.4	248.7	211.1	235.1	63.9	63.3	64.2	62.6	230.40	30.27	6974.21
2006/11/22	14:53:00	1196.1	896.3	270.9	284.2	242.7	246.2	539.0	418.5	248.7	248.7	211.1	235.1	64.3	63.8	63.8	62.6	230.40	30.27	6978.82
2006/11/22	14:54:00	1195.6	899.8	271.0	284.2	242.1	246.5	540.6	517.6	248.4	248.9	211.2	235.2	64.3	63.7	63.9	63.2	230.30	30.28	6978.09
2006/11/22	14:55:00	1196.2	899.6	271.2	283.9	242.9	246.3	540.9	447.4	248.4	248.9	211.0	235.2	64.0	64.0	64.6	63.4	230.40	30.27	6974.21
2006/11/22	14:56:00	1196.6	899.8	271.0	284.1	242.1	246.4	539.9	469.9	248.9	248.9	210.9	235.2	63.1	63.6	64.6	63.3	230.30	30.26	6968.88
2006/11/22	14:57:00	1196.4	897.8	271.1	282.9	240.9	246.5	541.1	496.2	248.7	248.9	211.0	235.2	63.9	63.9	64.8	64.0	230.60	30.27	6983.29
2006/11/22	14:58:00	1196.6	899.1	271.1	284.2	242.2	246.6	539.4	480.4	248.7	249.2	211.1	235.2	62.8	62.8	64.6	62.8	230.40	30.26	6974.21
2006/11/22	14:59:00	1196.4	901.0	271.1	284.4	242.4	246.7	541.7	389.6	248.7	249.4	211.1	235.2	63.1	62.6	64.3	62.6	230.20	30.26	6974.93
2006/11/22	15:00:00	1196.2	898.3	271.3	283.3	242.7	246.6	541.4	357.1	248.6	249.1	211.4	235.2	63.6	62.8	64.2	63.0	229.90	30.23	6949.88
2006/11/22	15:01:00	1194.9	898.1	271.2	283.6	243.4	246.2	540.2	407.3	248.4	248.7	211.3	235.2	64.1	63.2	64.6	62.4	230.40	30.27	6974.21
2006/11/22	15:02:00	1195.6	898.6	271.2	283.9	243.0	246.7	540.8	444.3	248.7	248.6	211.3	235.2	64.3	63.2	64.6	62.8	230.40	30.21	6974.06
2006/11/22	15:03:00	1196.0	901.0	271.3	283.9	243.2	246.4	540.5	376.7	248.4	248.7	211.2	235.2	64.8	63.2	65.0	63.0	230.30	30.26	6971.90
2006/11/22	15:04:00	1196.0	899.3	271.2	284.2	242.4	246.7	540.7	449.5	248.4	248.7	211.4	235.2	64.3	63.4	65.3	63.0	230.50	30.25	6972.63
2006/11/22	15:05:00	1196.9	898.6	271.0	283.9	243.2	246.7	540.1	432.0	248.7	249.1	211.3	235.4	64.8	63.4	64.4	63.1	230.50	30.18	6962.53
2006/11/22	15:06:00	1196.2	900.9	271.3	284.3	242.5	247.2	540.9	354.6	248.3	248.7	211.5	235.4	64.0	61.5	64.3	61.2	230.20	30.24	6961.25
2006/11/22	15:07:00	1196.2	898.6	271.1	283.1	242.2	246.2	541.4	468.8	248.1	248.4	211.0	235.2	63.1	60.2	62.1	60.6	230.20	30.22	6956.64
2006/11/22	15:08:00	1196.6	897.1	271.0	283.0	242.7	246.2	540.8	475.0	248.7	248.9	211.2	235.2	63.2	61.1	62.2	61.8	230.20	30.19	6963.55
2006/11/22	15:09:00	1196.1	897.3	271.3	283.8	242.7	246.5	540.2	362.1	248.4	248.9	211.2	235.1	63.2	63.8	64.2	62.2	230.40	30.27	6974.21
2006/11/22	15:10:00	1196.4	897.3	271.3	283.1	243.7	246.6	539.4	472.6	248.1	248.7	211.0	235.1	64.1	63.1	64.4	62.4	229.80	30.22	6946.85
2006/11/22	15:11:00	1196.6	898.9	271.1	283.2	241.9	246.7	540.3	360.6	248.9	248.7	211.1	235.2	63.2	63.4	63.1	62.8	230.10	30.23	6955.92
2006/11/22	15:12:00	1196.9	898.7	271.2	283.3	241.4	246.5	540.6	346.7	248.7	249.1	210.9	235.2	63.1	63.7	63.7	63.2	230.10	30.23	6955.92
2006/11/22	15:13:00	1196.6	897.6	271.2	283.1	242.9	246.3	541.4	443.6	248.3	248.6	211.4	235.2	64.2	62.6	64.6	62.2	230.40	30.27	6974.21
2006/11/22	15:14:00	1196.9	897.6	271.3	283.9	242.7	246.4	541.1	469.2	248.4	248.7	211.2	235.2	63.8	63.7	63.9	62.3	230.40	30.29	6978.82
2006/11/22	15:15:00	1196.2	897.8	271.1	283.5	243.0	246.6	540.7	362.5	248.4	249.2	211.2	235.2	64.4	63.6	64.6	62.8	229.40	30.16	6918.70
2006/11/22	15:16:00	1198.0	897.9	271.5	282.8	242.9	246.9	540.9	505.7	248.4	248.9	211.4	235.2	64.1	63.2	64.6	63.0	230.40	30.25	6978.68
2006/11/22	15:17:00	1198.1	896.5	271.4	283.1	242.9	246.4	541.7	494.8	248.4	249.1	211.2	235.4	63.7	63.3	64.6	63.7	230.60	30.26	6977.96
2006/11/22	15:18:00	1197.9	901.3	271.4	283.3	242.9	246.8	540.9	395.1	248.6	248.4	211.5	235.4	64.6	63.3	64.8	63.1	230.00	30.17	6945.13
2006/11/22	15:19:00	1197.6	899.9	271.5	283.8	242.9	246.2	541.3	330.6	248.7	248.7	211.5	235.4	64.2	63.9	64.6	62.8	230.60	30.29	6984.87
2006/11/22	15:20:00	1197.8	897.4	271.5	282.7	242.5	246.7	539.8	432.8	248.7	248.9	211.3	235.5	64.2	63.0	64.6	63.2	230.30	30.23	6961.97
2006/11/22	15:21:00	1197.4	897.8	271.5	283.5	243.4	246.8	540.8	504.0	248.9	249.1	211.2	235.5	64.6	63.3	65.5	63.0	230.60	30.27	6980.26
2006/11/22	15:22:00	1196.4	900.3	271.6	283.6	242.7	246.8	540.1	366.9	248.9	249.1	211.5	235.5	64.8	63.3	65.0	63.1	229.90	30.20	6942.98
2006/11/22	15:23:00	1196.0	898.1	271.6	283.9	243.4	247.0	541.4	464.5	248.7	248.9	211.5	235.5	64.8	63.9	65.5	63.6	230.70	30.27	6987.90
2006/11/22	15:24:00	1196.7	899.1	271.6	283.4	242.9	247.0	540.7	559.9	248.6	248.7	211.5	235.5	65.2	63.8	65.1	63.2	230.70	30.29	6987.90
2006/11/22	15:25:00	1197.2	897.0	271.7	283.2	242.5	246.7	540.9	459.4	248.9	248.9	211.4	235.5	64.8	63.3	65.0	63.0	230.70	30.28	6985.60
2006/11/22	15:26:00	1197.4	897.0	271.8	283.8	243.7	247.1	541.3	484.6	248.7	248.9	211.4	235.5	64.8	64.1	65.4	63.1	230.50	30.27	6977.24
2006/11/22	15:27:00	1196.6	895.9	271.6	283.7	243.5	246.6	541.1	446.0	248.7	248.9	211.5	235.5	65.2	64.3	64.8	63.2	230.50	30.25	6977.24
2006/11/22	15:28:00	1196.0	900.0	271.6	284.2	242.4	246.6	541.1	365.8	248.6	249.1	211.2	235.5	63.8	64.3	64.6	63.9	229.80	30.19	6937.66
2006/11/22	15:29:00	1196.4	900.1	271.7	282.4	243.2	246.6	539.7	374.1	248.4	248.9	211.3	235.5	64.6	63.7	65.2	63.7	230.00	30.19	6948.30
2006/11/22	15:30:00	1197.2	897.6	271.6	283.9	242.9	246.8	540.5	439.2	248.7	248.7	211.5	235.5	64.6	63.5	65.3	63.5	230.50	30.27	6977.24
2006/11/22	15:31:00	1196.9	898.3	271.5	283.9	242.4	246.3	540.5	480.3	248.7	248.7	211.3	235.5	64.6	63.5	64.6	63.6	230.40	30.22	6964.99
2006/11/22	15:32:00	1196.9	897.8	271.5	282.4	242.4	246.8	541.3	488.7	248.4	249.2	211.1	235.5	64.4	64.1	65.2	64.0	230.50	30.19	6958.80
2006/11/22	15:33:00	1197.1	897.5	271.7	283.8	242.2	246.9	540.9	440.2	248.4	248.9	211.2	235.5	64.8	63.7	65.5	63.3	230.20	30.29	6972.76
2006/11/22	15:34:00	1196.4	898.7	271.6	283.4	242.9	247.1	541.4	458.6	248.4	248.9	211.4	235.5	64.8	64.0	65.5	63.3	229.10	30.27	6934.86
2006/11/22	15:35:00	1196.2	898.1	271.7	284.6	242.9	247.3	541.4	396.4	248.7	249.2	211.4	235.5	64.6	63.8	65.6	64.0	230.00	30.22	6952.90
2006/11/22	15:36:00	1196.2	900.1	271.8	283.4	243.4	247.1	540.4	399.9	248.6	249.2	211.5	235.7	65.0	64.4	65.7	63.6	229.30	30.26	6943.20
2006/11/22	15:37:00	1196.0	897.6	271.8	283.9	243.2	247.2	542.4	495.4	248.7	249.4	211.3	235.7	64.6	64.2	65.5	63.6	230.60	30.29	6984.87
2006/11/22	15:38:00	1197.8	895.2	271.8	283.5	243.5	247.2	539.3	364.0	248.9	249.4	211.4	235.7	65.0	64.3	64.6	64.6	230.60	30.27	6984.87
2006/11/22	15:39:00	1196.6	897.6	271.9	283.8	2														

Heat Rise Run

Rerun

Date	Time	TC1	TC2	TC3	TC4	TC5	TC6	TC7	TC8	TC9	TC10	TC11	TC12	TC13	TC14	TC15	TC16	VDC	Amps	Watts
2006/11/22	15:43:00	1196.9	900.8	272.3	284.9	243.4	247.7	540.8	419.3	249.2	249.7	211.8	235.9	65.5	63.4	65.5	63.2	230.70	30.26	6984.01
2006/11/22	15:44:00	1196.6	899.6	272.0	284.2	244.3	247.8	540.8	360.1	249.6	250.0	211.6	235.9	65.4	65.6	65.6	63.7	230.70	30.29	6987.90
2006/11/22	15:45:00	1196.9	900.4	272.2	282.8	243.4	247.7	540.4	442.6	249.6	249.7	211.8	235.9	65.1	64.8	65.6	63.7	230.60	30.29	6987.18
2006/11/22	15:46:00	1197.4	894.6	272.2	284.1	243.4	247.5	539.2	452.8	249.2	249.6	211.8	235.9	65.6	64.2	65.8	63.8	230.70	30.29	6987.90
2006/11/22	15:47:00	1197.0	895.4	272.1	284.9	242.7	247.5	541.9	337.9	249.1	249.9	211.3	235.9	65.4	65.4	65.4	64.6	230.30	30.26	6968.88
2006/11/22	15:48:00	1197.4	898.6	272.0	283.9	242.7	247.4	541.6	430.0	249.4	249.9	211.3	235.9	64.8	64.8	65.0	64.6	230.30	30.28	6973.48
2006/11/22	15:49:00	1197.2	902.0	272.1	284.3	242.1	247.2	540.9	397.6	249.7	249.7	211.5	235.9	64.6	63.6	65.5	63.4	230.40	30.26	6971.90
2006/11/22	15:50:00	1197.3	900.8	272.1	283.9	241.7	247.3	541.4	398.8	249.2	250.2	211.6	235.7	65.0	64.6	64.8	64.0	230.50	30.25	6977.24
2006/11/22	15:51:00	1196.3	898.6	272.3	285.4	243.7	247.7	541.9	337.2	248.4	249.7	211.5	235.9	64.6	63.9	65.0	64.1	230.30	30.22	6959.67
2006/11/22	15:52:00	1197.1	895.6	272.4	284.1	243.9	247.5	541.7	380.4	249.9	250.0	211.7	235.9	65.0	64.2	65.5	64.2	230.50	30.23	6977.08
2006/11/22	15:53:00	1196.4	900.2	272.4	283.5	244.4	247.5	542.8	421.3	249.9	250.4	211.8	236.0	65.3	65.0	65.7	64.4	230.40	30.26	6974.21
2006/11/22	15:54:00	1196.3	897.2	272.4	284.7	244.2	247.5	540.7	432.5	249.9	250.0	211.7	235.9	65.3	65.1	65.5	64.1	230.30	30.24	6964.27
2006/11/22	15:55:00	1197.0	899.2	272.3	283.9	243.2	247.9	540.8	448.5	249.7	250.0	211.8	236.0	64.6	64.6	65.6	64.4	230.70	30.29	6987.90
2006/11/22	15:56:00	1196.6	900.1	272.4	285.2	242.9	247.2	541.4	469.4	249.9	250.7	211.6	236.0	65.1	64.6	65.8	65.0	230.70	30.29	6987.90
2006/11/22	15:57:00	1197.0	900.1	272.4	284.7	244.6	248.1	541.4	468.5	250.4	250.7	211.7	236.0	65.2	65.8	66.3	65.3	230.60	30.28	6984.87
2006/11/22	15:58:00	1197.2	896.7	272.5	284.8	243.8	248.1	542.4	425.5	249.9	250.7	211.8	236.0	65.8	65.1	66.3	64.0	230.40	30.25	6969.60
2006/11/22	15:59:00	1196.6	895.4	272.6	284.4	244.3	247.8	541.6	370.5	250.2	250.4	211.7	236.0	64.6	65.5	65.5	64.2	230.20	30.25	6963.55
2006/11/22	16:00:00	1197.1	897.2	272.6	284.1	243.4	247.7	541.4	479.3	250.0	250.9	211.8	236.0	64.6	65.4	65.1	64.8	230.40	30.27	6974.21
2006/11/22	16:01:00	1196.4	897.6	272.5	284.9	243.9	247.8	542.5	453.8	250.5	250.8	211.8	236.0	64.8	64.8	65.9	63.8	230.40	30.25	6981.12
2006/11/22	16:02:00	1196.4	896.5	272.5	284.6	244.2	247.7	541.9	342.0	250.2	250.7	212.0	236.0	64.3	65.7	66.0	64.2	230.50	30.28	6979.54
2006/11/22	16:03:00	1196.2	896.5	272.5	284.8	244.2	248.3	541.9	434.5	250.4	251.2	211.9	236.0	64.2	65.4	65.7	65.0	230.70	30.29	6987.90
2006/11/22	16:04:00	1196.0	901.1	272.7	284.6	244.3	247.9	541.9	456.3	250.8	251.4	211.8	236.2	65.3	66.2	65.5	65.7	230.70	30.29	6987.90
2006/11/22	16:05:00	1196.4	896.3	272.7	284.9	243.2	248.1	539.9	476.4	250.5	251.2	212.0	236.2	66.0	66.2	65.2	64.8	230.70	30.29	6987.90
2006/11/22	16:06:00	1197.3	899.0	272.7	284.8	243.4	248.1	543.0	426.3	250.7	251.6	212.0	236.2	66.2	66.3	66.4	65.7	230.70	30.29	6990.21
2006/11/22	16:07:00	1197.2	899.1	273.0	284.6	244.4	248.4	541.6	357.1	250.5	251.9	212.1	236.3	64.8	66.4	66.1	65.5	230.70	30.29	6987.90
2006/11/22	16:08:00	1197.4	897.9	272.9	284.3	244.5	248.2	540.3	398.9	250.5	251.9	212.0	236.5	65.1	65.4	66.2	66.0	230.70	30.29	6987.90
2006/11/22	16:09:00	1197.3	902.1	273.0	285.2	244.0	248.4	540.8	493.7	251.2	251.8	212.1	236.5	65.5	65.2	66.2	65.4	230.70	30.29	6987.90
2006/11/22	16:10:00	1196.4	900.4	272.9	285.4	243.7	247.9	541.7	399.2	251.2	252.0	212.2	236.5	64.8	65.4	66.6	65.8	230.70	30.29	6987.90
2006/11/22	16:11:00	1196.6	901.3	273.1	283.9	244.3	247.8	543.0	427.3	251.3	252.0	212.1	236.5	65.2	65.4	66.6	66.4	230.60	30.29	6987.18
2006/11/22	16:12:00	1197.4	900.3	273.1	284.4	244.9	247.8	543.0	471.2	251.0	251.7	212.1	236.5	65.2	65.2	65.8	65.9	230.60	30.29	6987.90
2006/11/22	16:13:00	1197.4	902.4	273.1	284.6	245.0	248.1	542.4	351.2	251.4	252.0	212.3	236.5	66.3	65.9	66.2	65.8	230.60	30.27	6980.26
2006/11/22	16:14:00	1198.0	897.9	272.9	284.4	244.2	248.3	541.7	521.5	250.9	251.6	212.2	236.5	66.4	66.8	66.8	66.1	230.70	30.29	6987.90
2006/11/22	16:15:00	1197.6	897.4	273.2	284.6	244.6	248.6	543.3	457.9	251.0	252.2	212.2	236.5	65.7	67.1	66.6	66.3	230.60	30.29	6984.87
2006/11/22	16:16:00	1197.6	897.4	273.1	284.6	244.0	248.4	541.7	524.1	250.9	251.8	212.2	236.5	65.8	66.1	66.8	65.3	230.70	30.29	6987.90
2006/11/22	16:17:00	1197.7	896.8	273.0	285.4	244.7	248.1	542.0	486.6	251.2	251.5	212.3	236.5	66.8	66.3	66.3	65.3	230.70	30.30	6990.21
2006/11/22	16:18:00	1197.1	895.1	272.9	283.6	245.2	248.4	541.7	406.9	251.0	251.2	212.0	236.3	66.4	65.7	66.8	65.7	230.70	30.29	6987.90
2006/11/22	16:19:00	1198.4	896.9	273.0	283.9	244.0	248.4	540.7	494.1	251.2	251.4	212.1	236.3	65.0	66.6	66.4	66.0	230.70	30.29	6990.21
2006/11/22	16:20:00	1197.1	901.1	272.9	285.9	243.4	248.1	541.9	403.2	251.3	251.8	212.2	236.3	65.9	66.2	66.4	65.6	230.70	30.29	6990.21
2006/11/22	16:21:00	1197.1	898.4	273.1	284.3	243.0	248.2	542.5	411.8	251.4	252.1	212.2	236.3	66.1	66.1	66.0	65.5	230.70	30.29	6987.90
2006/11/22	16:22:00	1196.9	900.6	273.1	285.7	244.9	248.6	541.7	394.1	250.8	252.1	212.3	236.5	65.2	66.1	66.8	65.9	230.70	30.29	6987.90
2006/11/22	16:23:00	1197.0	898.4	273.0	284.8	244.5	248.4	542.4	412.1	251.2	252.1	212.3	236.5	65.7	65.2	67.1	65.7	230.60	30.29	6984.87
2006/11/22	16:24:00	1196.4	901.1	273.1	284.4	244.5	248.4	542.2	501.3	251.2	252.2	212.4	236.5	66.2	65.9	67.2	66.0	230.70	30.29	6987.90
2006/11/22	16:25:00	1196.4	898.9	273.1	284.4	244.5	248.6	541.9	429.6	251.4	252.0	212.2	236.5	66.2	66.4	67.2	66.4	230.70	30.29	6987.90
2006/11/22	16:26:00	1197.6	898.1	273.2	284.4	244.7	248.7	542.7	468.6	250.9	252.4	212.4	236.5	65.7	67.0	67.2	66.1	230.70	30.30	6990.21
2006/11/22	16:27:00	1197.8	899.0	273.1	284.9	245.0	248.9	542.8	419.8	251.8	252.5	212.0	236.5	65.5	66.2	67.1	66.1	228.40	30.06	6865.70
2006/11/22	16:28:00	1197.4	900.9	273.3	284.7	244.8	248.7	542.7	371.2	251.2	252.1	212.2	236.5	65.3	66.6	66.6	66.1	230.70	30.29	6987.90
2006/11/22	16:29:00	1197.7	900.0	273.2	284.6	245.9	248.4	541.7	478.0	251.5	252.5	212.5	236.5	66.6	66.1	67.2	65.8	230.70	30.29	6987.90
2006/11/22	16:30:00	1197.4	901.7	273.3	284.9	244.3	248.6	542.7	419.6	251.2	252.4	212.6	236.7	66.8	66.1	66.2	66.2	230.70	30.29	6990.21
2006/11/22	16:31:00	1197.4	902.6	273.3	285.4	243.8	248.4	543.4	371.0	251.3	252.6	212.5	236.7	66.6	66.0	66.6	66.4	230.60	30.29	6984.87
2006/11/22	16:32:00	1198.3	894.6	273.3	284.3	244.4	248.7	541.7	453.0	251.5	252.2	212.4	236.7	66.4	65.9	67.3	65.7	230.70	30.29	6987.90
2006/11/22	16:33:00	1197.4	897.1	273.3	284.8	244.8	248.7	541.9	470.7	251.2	252.5	212.3	236.5	65.3	67.1	67.7	66.8	230.60	30.27	6980.26
2006/11/22	16:34:00	1196.9	899.3	273.2	284.8	244.8	248.3	542.4	469.4	251.2	252.2	212.5	236.5	66.1	66.1	66.2	65.9	230.70	30.29	6987.90
2006/11/22	16:35:00	1196.9	899.9	273.3	286.2	245.5	248.9	543.3	443.1	251.5	252.3	212.4	236.5	66.3	66.3	66.3	66.2	230.70	30.29	6987.90
2006/11/22	16:36:00	1196.9	896.6	273.2	285.1	245.4	248.7	542.5	498.1	251.6	252.4	212.4	236.5	65.9	66.4	67.2	66.2	230.70	30.30	6990.21
2006/11/22	16:37:00	1197.0	900.2	273.1	284.6															

Heat Rise Run

Rerun

Date	Time	TC1	TC2	TC3	TC4	TC5	TC6	TC7	TC8	TC9	TC10	TC11	TC12	TC13	TC14	TC15	TC16	VDC	Amps	Watts
2006/11/22	16:41:00	1197.4	900.1	273.4	285.2	244.5	248.7	543.3	435.0	251.8	252.5	212.3	236.7	65.8	66.6	66.8	66.8	230.70	30.29	6990.21
2006/11/22	16:42:00	1196.1	898.4	273.3	285.7	244.7	248.4	542.7	412.4	251.5	252.5	212.3	236.7	65.7	65.6	66.8	66.0	230.70	30.29	6987.90
2006/11/22	16:43:00	1196.1	900.1	273.4	285.2	244.9	248.7	542.0	349.1	251.4	252.1	212.8	236.7	65.7	65.5	67.6	66.0	230.70	30.29	6987.90
2006/11/22	16:44:00	1197.6	897.9	273.2	285.1	245.5	248.7	543.7	435.5	251.7	252.4	212.8	236.7	66.6	67.0	66.8	66.0	230.70	30.29	6987.90
2006/11/22	16:45:00	1196.7	900.0	273.3	285.2	244.8	248.4	541.7	473.7	251.7	252.3	212.8	236.7	66.4	66.8	67.2	65.8	230.70	30.29	6987.90
2006/11/22	16:46:00	1197.4	899.6	273.4	285.9	245.0	248.7	544.4	478.2	251.3	252.6	212.6	236.7	66.2	65.6	66.8	65.7	230.70	30.29	6987.90
2006/11/22	16:47:00	1197.4	897.9	273.4	285.1	245.2	248.7	543.0	454.6	251.7	252.9	212.6	236.7	66.2	65.8	66.8	66.3	230.70	30.29	6987.90
2006/11/22	16:48:00	1197.4	901.0	273.4	286.2	245.0	249.1	543.1	374.0	251.7	252.6	212.9	236.8	66.2	65.9	66.6	65.8	230.70	30.29	6987.90
2006/11/22	16:49:00	1197.3	902.1	273.4	285.7	245.0	249.1	543.3	391.2	251.9	252.7	212.9	236.8	66.3	65.5	66.3	65.6	230.70	30.29	6987.90
2006/11/22	16:50:00	1196.7	898.6	273.7	285.1	244.6	248.9	542.8	427.6	251.8	252.7	212.5	236.8	66.8	65.7	66.3	66.0	230.70	30.29	6987.90
2006/11/22	16:51:00	1197.4	902.0	273.6	285.9	244.9	248.9	542.0	369.1	251.4	252.5	212.7	236.8	66.3	65.4	66.6	66.1	230.70	30.30	6990.21
2006/11/22	16:52:00	1197.4	900.1	273.6	284.9	245.2	248.4	543.7	386.6	251.6	252.3	212.7	236.8	66.3	65.3	66.6	65.6	230.70	30.30	6990.21
2006/11/22	16:53:00	1196.4	897.6	273.3	285.4	245.1	248.7	543.4	394.3	251.7	252.7	212.6	236.8	66.2	66.3	66.4	65.9	230.80	30.29	6990.93
2006/11/22	16:54:00	1197.3	896.2	273.3	286.3	244.3	248.9	542.4	427.5	251.2	252.6	212.7	236.8	66.3	66.6	67.8	66.4	230.60	30.29	6984.87
2006/11/22	16:55:00	1196.7	896.2	273.4	285.6	244.3	248.9	542.7	480.9	251.0	252.6	212.5	236.7	65.8	66.3	66.6	66.0	230.60	30.29	6987.18
2006/11/22	16:56:00	1198.0	900.0	273.4	285.4	244.3	248.7	542.7	511.5	251.6	252.8	212.6	236.7	65.9	65.8	67.3	66.2	230.70	30.29	6987.90
2006/11/22	16:57:00	1197.4	898.9	273.6	284.4	244.0	248.9	543.2	352.7	251.6	252.7	212.6	236.8	66.1	65.6	67.7	65.5	230.70	30.29	6990.21
2006/11/22	16:58:00	1196.9	900.3	273.4	286.2	244.3	248.9	542.7	404.6	252.0	252.7	212.7	236.8	66.2	66.6	67.5	65.6	230.70	30.29	6987.90
2006/11/22	16:59:00	1197.4	900.8	273.7	285.1	243.7	248.7	544.0	446.3	252.0	253.0	212.5	236.8	65.1	66.4	66.6	66.2	230.70	30.29	6990.21
2006/11/22	17:00:00	1197.3	900.3	273.7	286.0	244.4	248.9	543.8	419.0	251.3	252.7	212.9	236.9	67.3	66.6	66.3	65.5	230.70	30.29	6987.90
2006/11/22	17:01:00	1197.2	899.9	273.7	286.0	244.3	248.9	542.9	503.7	252.0	253.0	212.7	236.9	65.4	66.6	66.6	65.9	230.70	30.28	6987.90
2006/11/22	17:02:00	1198.0	899.0	273.7	285.9	244.9	248.9	543.6	422.6	252.0	253.1	213.0	236.9	66.4	66.6	65.8	65.7	230.70	30.30	6992.52
2006/11/22	17:03:00	1197.1	901.6	273.9	286.2	245.2	248.9	543.6	453.6	251.7	253.1	212.9	236.9	67.3	66.2	66.0	66.0	230.70	30.29	6990.21
2006/11/22	17:04:00	1197.0	898.9	273.6	285.7	244.6	248.9	543.0	436.3	251.9	253.0	212.7	237.0	66.1	66.4	66.6	66.8	230.70	30.29	6990.21
2006/11/22	17:05:00	1198.3	898.6	273.4	285.9	244.5	249.1	543.4	448.0	251.6	253.1	212.9	237.0	65.7	66.3	67.2	65.9	230.70	30.30	6990.21
2006/11/22	17:06:00	1197.9	900.1	273.9	286.2	244.7	248.9	542.7	349.5	251.7	253.2	212.8	237.0	65.4	66.0	66.8	65.9	230.60	30.29	6987.18
2006/11/22	17:07:00	1196.9	901.9	273.9	286.0	243.9	249.2	543.9	412.9	251.9	253.1	213.1	237.0	65.6	65.9	67.5	65.5	230.70	30.29	6987.90
2006/11/22	17:08:00	1197.6	901.6	273.7	286.2	244.2	248.9	542.7	446.2	252.7	253.3	212.9	237.0	65.5	66.1	66.8	66.0	230.70	30.29	6990.21
2006/11/22	17:09:00	1196.6	901.0	273.9	286.4	245.4	248.9	540.9	358.9	252.3	253.2	213.0	237.0	65.4	65.9	67.0	66.4	230.70	30.29	6990.21
2006/11/22	17:10:00	1197.0	898.4	273.9	285.4	245.0	248.9	543.8	421.5	252.0	253.1	212.9	237.0	66.0	64.8	65.9	66.0	230.70	30.29	6990.21
2006/11/22	17:11:00	1198.4	900.5	273.9	285.1	244.7	249.1	543.8	475.2	251.8	252.8	213.1	237.0	66.3	65.1	66.6	65.8	230.70	30.29	6990.21
2006/11/22	17:12:00	1197.4	898.7	274.1	285.1	244.5	248.9	542.7	479.5	252.4	253.2	213.0	237.2	66.4	67.3	66.8	66.6	230.70	30.29	6990.21
2006/11/22	17:13:00	1197.7	897.9	274.1	285.7	244.2	248.9	543.6	521.9	252.1	253.5	212.9	237.2	66.2	67.5	67.0	66.6	230.70	30.29	6992.52
2006/11/22	17:14:00	1197.3	899.2	274.2	285.7	243.9	248.7	542.5	391.3	251.7	253.7	213.1	237.2	65.7	66.6	66.1	66.2	230.70	30.29	6990.21
2006/11/22	17:15:00	1196.6	898.9	273.7	286.3	244.2	248.9	543.8	427.4	251.9	253.2	213.2	237.2	66.6	66.6	66.2	65.4	230.70	30.29	6990.21
2006/11/22	17:16:00	1197.4	900.9	274.1	284.3	244.3	249.1	544.4	416.5	252.3	253.1	213.1	237.2	65.8	66.4	66.8	66.3	230.70	30.29	6990.21
2006/11/22	17:17:00	1197.4	900.1	273.9	285.9	244.0	248.9	543.6	475.6	252.4	253.7	213.2	237.2	65.1	66.2	66.2	66.0	230.70	30.29	6990.21
2006/11/22	17:18:00	1197.6	900.0	274.2	286.3	244.7	249.2	544.4	456.0	252.3	253.2	213.2	237.2	66.8	66.8	66.6	66.1	230.70	30.30	6990.21
2006/11/22	17:19:00	1197.8	898.9	274.2	286.0	244.7	248.9	543.9	511.1	252.7	253.4	213.2	237.2	65.3	66.2	66.3	66.4	230.70	30.29	6990.21
2006/11/22	17:20:00	1198.1	899.5	274.2	285.9	244.7	248.7	544.3	436.9	252.2	253.5	213.2	237.2	66.6	66.8	66.2	66.6	230.70	30.29	6990.21
2006/11/22	17:21:00	1197.7	900.6	274.2	285.6	244.7	249.2	543.8	456.7	252.2	253.5	213.2	237.3	66.3	67.1	67.3	66.6	230.70	30.29	6990.21
2006/11/22	17:22:00	1197.6	900.2	274.2	285.7	245.3	249.2	543.0	478.7	252.9	253.5	213.2	237.3	66.2	65.8	67.1	66.6	230.70	30.29	6990.21
2006/11/22	17:23:00	1198.3	902.6	274.4	285.6	244.6	249.2	544.9	395.9	252.4	253.8	213.1	237.3	65.5	66.6	66.2	66.2	230.70	30.29	6987.90
2006/11/22	17:24:00	1197.4	901.4	274.2	285.7	244.7	249.1	542.9	414.7	252.2	253.7	213.2	237.3	66.4	66.6	66.3	65.3	230.70	30.29	6990.21
2006/11/22	17:25:00	1197.2	900.4	274.2	285.2	244.8	249.2	542.2	363.7	252.5	253.6	213.2	237.4	67.0	65.9	66.3	65.5	230.70	30.29	6990.21
2006/11/22	17:26:00	1197.2	899.2	274.2	285.9	244.7	249.4	544.5	409.1	252.7	253.3	213.2	237.3	66.0	66.6	67.2	66.2	230.70	30.29	6990.21
2006/11/22	17:27:00	1197.0	900.8	274.2	286.2	244.6	249.2	543.1	423.9	252.0	253.6	213.2	237.3	65.8	66.3	66.2	66.6	230.70	30.29	6990.93
2006/11/22	17:28:00	1196.9	901.9	274.2	285.7	244.4	249.1	544.8	383.7	252.3	252.9	213.2	237.2	66.4	65.1	67.2	65.2	230.70	30.29	6990.21
2006/11/22	17:29:00	1197.7	898.1	273.9	284.9	243.7	249.1	542.2	481.5	252.1	253.0	213.2	237.2	66.2	65.7	67.1	64.6	230.70	30.29	6987.90
2006/11/22	17:30:00	1197.0	901.1	273.9	285.7	245.8	249.2	543.6	430.1	252.2	252.9	213.2	237.2	66.2	65.5	66.8	65.2	230.70	30.29	6990.21
2006/11/22	17:31:00	1197.2	898.4	273.9	284.2	245.4	249.4	543.6	459.1	252.7	253.3	213.2	237.2	66.0	66.0	67.3	66.1	230.70	30.29	6990.21
2006/11/22	17:32:00	1197.1	900.6	274.1	286.3	244.8	249.1	543.2	411.6	252.3	253.2	213.2	237.2	65.9	65.6	66.6	64.8	230.70	30.29	6990.21
2006/11/22	17:33:00	1197.2	902.0	274.1	285.2	243.5	249.4	543.7	400.8	252.5	253.6	213.1	237.2	66.6	66.1	66.4	65.1	230.70	30.29	6990.21
2006/11/22	17:34:00	1197.6	899.9	274.2	286.2	244.7	249.1	543.8	544.2	252.4	253.6	213.5	237.3	66.8	65.4	66.2	66.1	230.70	30.29	6987.90
2006/11/22	17:35:00	1197.6	900.8	274.2	285.9	244.2	249.2													

Heat Rise Run Rerun

Date	Time	TC1	TC2	TC3	TC4	TC5	TC6	TC7	TC8	TC9	TC10	TC11	TC12	TC13	TC14	TC15	TC16	VDC	Amps	Watts
2006/11/22	17:39:00	1197.3	899.5	274.2	285.4	245.3	248.9	543.6	558.3	252.6	253.6	213.2	237.2	65.9	66.0	67.5	65.5	230.70	30.29	6990.21
2006/11/22	17:40:00	1197.0	900.3	274.1	285.6	244.5	248.7	543.4	461.0	252.6	253.6	213.1	237.2	65.7	67.2	67.1	65.4	230.70	30.30	6990.21
2006/11/22	17:41:00	1197.4	896.8	273.9	285.2	244.4	248.4	543.4	469.1	252.3	253.4	213.0	237.2	66.3	66.8	67.2	66.6	230.80	30.30	6993.24
2006/11/22	17:42:00	1197.3	899.7	273.9	285.2	244.4	248.9	543.7	471.8	252.1	253.7	213.2	237.2	65.7	66.8	66.3	66.6	230.70	30.29	6987.90
2006/11/22	17:43:00	1196.9	900.2	273.9	284.6	244.7	248.7	543.8	373.4	252.0	253.5	213.1	237.2	65.1	66.3	66.3	66.1	230.70	30.28	6985.60
2006/11/22	17:44:00	1197.1	901.9	273.7	284.4	244.2	248.2	543.0	425.9	251.9	253.3	213.2	237.2	65.1	65.4	66.1	65.7	230.70	30.29	6987.90
2006/11/22	17:45:00	1197.7	900.5	273.9	285.1	244.2	248.4	543.5	375.3	251.9	253.1	213.2	237.2	65.7	65.2	66.4	65.5	230.70	30.29	6987.90
2006/11/22	17:46:00	1197.6	898.7	273.9	284.3	244.6	248.4	543.3	535.3	251.8	253.2	213.1	237.2	65.5	66.8	66.4	66.0	230.70	30.29	6987.90
2006/11/22	17:47:00	1197.7	900.8	273.7	284.9	244.3	248.6	542.9	502.0	251.8	253.3	213.2	237.2	64.8	66.8	66.1	65.6	230.70	30.29	6987.90
2006/11/22	17:48:00	1197.4	900.4	274.1	285.4	244.0	248.6	543.7	417.1	251.9	252.9	213.2	237.2	66.0	65.0	66.6	65.5	230.60	30.29	6987.18
2006/11/22	17:49:00	1197.1	901.7	273.9	285.6	244.0	248.4	544.3	336.2	251.3	252.7	213.2	237.2	65.2	64.3	66.0	64.2	230.70	30.29	6990.21
2006/11/22	17:50:00	1196.9	902.0	273.9	284.9	244.3	248.7	543.3	475.6	251.2	252.8	213.2	237.2	65.5	64.6	65.8	63.7	230.70	30.30	6990.21
2006/11/22	17:51:00	1197.7	900.2	273.9	284.4	243.9	248.9	543.3	504.5	251.8	252.7	213.2	237.2	65.4	66.8	66.4	65.1	230.70	30.28	6985.60
2006/11/22	17:52:00	1197.1	894.8	273.9	285.1	243.8	248.7	543.4	427.5	252.2	253.0	213.1	237.2	65.7	66.0	65.7	66.0	230.70	30.29	6990.21
2006/11/22	17:53:00	1197.4	894.3	273.9	285.4	244.8	248.9	543.1	373.9	251.2	253.0	213.4	237.2	66.0	65.6	65.9	65.5	230.70	30.29	6990.21
2006/11/22	17:54:00	1197.3	900.4	273.7	283.9	245.1	248.6	542.5	508.2	252.0	252.9	213.2	237.0	66.3	66.1	65.6	65.5	230.70	30.29	6987.90
2006/11/22	17:55:00	1197.0	899.3	273.9	285.7	245.1	248.6	543.6	386.5	251.6	253.0	213.4	237.0	65.9	64.8	66.6	65.3	230.60	30.29	6987.18
2006/11/22	17:56:00	1196.6	899.6	273.9	285.4	244.6	248.7	541.9	357.6	251.6	252.7	213.2	237.2	65.7	64.6	66.2	64.6	230.70	30.29	6987.90
2006/11/22	17:57:00	1197.4	898.1	274.1	284.9	243.9	248.6	543.0	412.5	252.1	252.8	213.2	237.2	66.2	65.9	66.1	65.8	230.70	30.29	6990.21
2006/11/22	17:58:00	1197.9	900.3	274.1	285.2	244.9	248.4	543.0	524.9	252.2	253.0	213.2	237.2	66.1	64.2	66.6	64.6	230.70	30.29	6987.90
2006/11/22	17:59:00	1197.4	898.6	274.1	286.0	245.3	248.4	543.6	491.1	251.6	252.8	213.2	237.2	65.5	64.6	66.1	64.3	230.70	30.29	6987.90
2006/11/22	18:00:00	1197.3	901.1	273.9	285.9	244.7	248.4	542.9	449.3	251.9	253.2	213.4	237.2	65.8	65.5	66.1	65.2	230.70	30.29	6987.90
2006/11/22	18:01:00	1196.9	901.7	274.1	285.6	244.4	248.7	544.5	347.2	252.1	253.1	213.2	237.2	65.6	65.7	65.8	65.2	230.70	30.29	6990.21
2006/11/22	18:02:00	1196.6	899.1	274.2	285.2	244.3	248.6	542.4	487.8	251.5	253.0	213.5	237.2	66.3	65.8	66.0	64.6	230.70	30.29	6987.90
2006/11/22	18:03:00	1197.4	897.9	274.1	285.9	243.9	248.4	542.2	462.4	252.1	253.0	213.5	237.2	66.2	65.5	66.3	65.4	230.70	30.29	6990.21
2006/11/22	18:04:00	1196.9	897.4	274.2	284.9	244.8	248.7	542.7	481.1	252.6	253.1	213.4	237.2	65.4	65.9	65.8	66.0	230.70	30.29	6987.90
2006/11/22	18:05:00	1197.1	899.8	274.2	285.6	244.7	248.9	542.5	524.7	252.4	253.5	213.4	237.2	65.7	66.1	66.0	65.9	230.70	30.30	6992.52
2006/11/22	18:06:00	1198.4	899.5	274.1	284.7	245.3	248.4	542.7	515.0	252.0	253.5	213.4	237.2	65.4	66.0	66.2	65.9	230.70	30.29	6987.90
2006/11/22	18:07:00	1199.0	898.4	274.2	284.1	243.9	248.7	543.7	460.3	251.5	253.2	213.2	237.3	65.3	65.2	66.6	65.7	230.70	30.29	6990.21
2006/11/22	18:08:00	1198.5	896.7	274.2	284.2	245.0	248.6	543.2	539.7	252.1	253.3	213.4	237.2	65.5	64.6	66.0	65.4	230.80	30.29	6990.93
2006/11/22	18:09:00	1198.1	896.2	274.2	285.2	244.2	248.6	542.2	363.7	251.5	253.0	213.5	237.2	66.2	64.3	66.6	64.0	230.70	30.30	6990.21
2006/11/22	18:10:00	1198.4	897.6	274.2	285.2	243.4	248.3	542.4	379.0	251.3	252.5	213.5	237.3	65.7	65.4	66.6	63.9	230.70	30.29	6987.90
2006/11/22	18:11:00	1198.1	897.5	274.2	285.2	244.3	248.9	543.4	419.4	252.1	253.2	213.5	237.3	65.8	66.0	66.1	65.2	230.70	30.29	6990.21
2006/11/22	18:12:00	1197.4	897.9	274.2	285.2	244.8	248.7	543.7	409.1	252.5	253.4	213.5	237.3	65.9	65.6	66.2	65.6	230.70	30.30	6990.21
2006/11/22	18:13:00	1197.3	899.8	274.4	285.2	244.3	248.9	544.0	356.0	252.1	253.2	213.6	237.4	65.4	65.5	65.5	64.6	230.70	30.30	6990.21
2006/11/22	18:14:00	1197.8	898.9	274.4	285.6	244.4	248.6	543.6	484.4	252.5	253.3	213.5	237.3	65.0	66.3	65.5	65.6	230.70	30.30	6990.21
2006/11/22	18:15:00	1197.9	899.3	274.2	284.2	244.3	248.2	544.0	424.8	252.1	253.4	213.5	237.3	65.4	65.5	65.6	65.3	230.60	30.29	6984.87
2006/11/22	18:16:00	1197.6	898.9	274.4	285.7	243.8	248.7	543.6	454.8	251.6	253.1	213.7	237.4	66.3	64.1	66.6	64.4	230.70	30.29	6990.21
2006/11/22	18:17:00	1197.6	900.9	274.4	285.2	244.3	248.3	543.7	435.5	251.4	252.9	213.9	237.4	65.7	64.1	66.6	64.1	230.80	30.30	6993.24
2006/11/22	18:18:00	1198.4	899.3	274.4	285.2	243.9	248.7	544.9	470.5	252.7	253.4	213.6	237.4	65.7	65.4	66.3	64.6	230.70	30.29	6987.90
2006/11/22	18:19:00	1198.6	899.1	274.4	284.7	244.9	248.4	542.4	391.9	252.6	253.8	213.6	237.5	65.9	66.6	67.1	66.1	230.70	30.29	6987.90
2006/11/22	18:20:00	1197.4	899.0	274.4	285.2	244.0	248.7	544.1	423.4	252.9	253.6	213.6	237.4	65.1	65.9	66.3	66.1	230.70	30.29	6987.90
2006/11/22	18:21:00	1198.0	898.1	274.4	285.1	244.8	249.1	542.8	369.9	252.4	253.6	213.6	237.4	65.2	65.5	66.4	65.9	230.60	30.29	6984.87
2006/11/22	18:22:00	1197.6	900.1	274.6	285.6	244.8	248.6	544.4	544.4	252.4	253.6	213.7	237.5	65.6	66.1	66.4	65.8	230.70	30.29	6987.90
2006/11/22	18:23:00	1197.6	897.4	274.4	285.4	244.7	248.7	541.7	528.4	252.2	253.3	213.9	237.5	65.0	66.1	66.1	65.7	230.70	30.29	6987.90
2006/11/22	18:24:00	1197.4	899.1	274.4	285.4	244.7	249.1	544.1	466.4	252.2	253.5	213.9	237.5	66.2	65.2	66.2	65.5	230.70	30.29	6987.90
2006/11/22	18:25:00	1197.1	899.5	274.6	285.7	244.4	248.9	544.0	464.2	252.2	253.7	213.9	237.5	65.8	66.8	67.0	65.7	230.70	30.29	6987.90
2006/11/22	18:26:00	1197.3	898.6	274.6	285.4	244.2	248.7	543.8	432.9	252.2	253.8	213.7	237.5	65.1	65.6	66.3	66.3	230.70	30.29	6987.90
2006/11/22	18:27:00	1197.0	902.2	274.4	285.6	244.2	248.7	544.3	440.5	252.2	253.8	214.0	237.5	65.8	65.1	65.8	65.7	230.70	30.29	6987.90
2006/11/22	18:28:00	1197.6	900.1	274.4	285.9	244.0	249.4	544.3	380.5	252.3	253.5	213.9	237.5	66.0	65.3	65.8	65.7	230.70	30.29	6987.90
2006/11/22	18:29:00	1197.4	896.1	274.6	286.7	244.5	248.9	542.7	378.8	252.3	253.4	213.7	237.5	66.8	65.2	65.7	65.1	230.70	30.29	6987.90
2006/11/22	18:30:00	1197.1	900.4	274.6	285.4	245.4	249.2	543.5	404.2	252.0	253.6	214.0	237.5	65.7	65.7	65.7	65.4	230.70	30.29	6990.21
2006/11/22	18:31:00	1196.9	899.4	274.7	285.7	244.0	249.2	545.2	517.8	252.8	253.9	213.9	237.6	65.4	65.5	66.6	65.8	230.70	30.29	6990.21
2006/11/22	18:32:00	1198.0	899.3	274.7	286.2	244.5	249.1	544.4	430.5	252.3	253.8	214.0	237.6	65.8	65.1	66.3	65.4	230.70	30.29	6987.90
2006/11/22	18:33:00	1197.6	900.8	274.7	286.2	244.5	249.2	544.9	406.1</											

Heat Rise Run Rerun

Date	Time	TC1	TC2	TC3	TC4	TC5	TC6	TC7	TC8	TC9	TC10	TC11	TC12	TC13	TC14	TC15	TC16	VDC	Amps	Watts
2006/11/22	18:37:00	1197.2	902.0	274.7	286.2	244.2	248.6	544.8	487.7	252.8	254.0	214.2	237.8	65.8	67.3	65.5	65.9	230.70	30.29	6987.90
2006/11/22	18:38:00	1196.7	902.8	274.9	285.7	244.2	249.2	544.2	407.8	253.0	254.3	214.1	237.8	65.8	66.3	66.4	66.3	230.70	30.29	6987.90
2006/11/22	18:39:00	1196.7	903.1	274.9	286.8	244.4	249.2	545.6	405.7	252.5	254.1	214.2	237.8	66.1	65.7	66.6	65.8	230.70	30.29	6990.21
2006/11/22	18:40:00	1197.3	900.5	274.9	285.7	245.3	249.4	544.0	442.3	253.0	254.1	214.1	237.8	65.0	66.3	66.6	66.0	230.70	30.29	6990.21
2006/11/22	18:41:00	1198.7	898.1	274.9	285.4	244.4	249.4	544.5	385.5	253.2	254.3	214.1	237.8	65.1	65.3	66.6	66.1	230.60	30.29	6989.49
2006/11/22	18:42:00	1198.0	899.5	274.7	286.2	244.5	248.9	544.3	467.3	253.0	254.1	214.2	237.9	67.3	65.5	66.3	65.5	230.70	30.29	6990.21
2006/11/22	18:43:00	1197.6	898.4	274.9	284.7	245.0	249.2	544.7	421.5	252.7	254.2	214.0	237.8	65.4	65.5	67.0	65.8	230.70	30.29	6987.90
2006/11/22	18:44:00	1198.4	897.5	274.7	285.6	244.5	248.9	544.4	392.1	253.3	254.7	214.1	237.9	67.0	65.5	66.0	66.1	230.70	30.29	6987.90
2006/11/22	18:45:00	1198.1	899.7	275.2	285.9	244.5	248.9	545.4	392.3	253.3	254.5	214.1	237.9	67.9	65.8	65.7	65.2	230.70	30.29	6987.90
2006/11/22	18:46:00	1197.8	899.8	275.2	285.7	245.5	249.4	544.5	410.8	253.1	254.5	214.4	237.9	66.6	65.9	66.2	65.2	230.70	30.30	6990.21
2006/11/22	18:47:00	1197.9	897.2	275.2	286.2	244.8	249.7	543.9	449.8	253.3	254.7	214.2	238.0	65.5	66.4	65.9	66.1	230.70	30.29	6990.21
2006/11/22	18:48:00	1198.3	899.1	275.0	285.4	244.3	249.4	543.7	382.6	253.4	254.8	214.2	237.9	66.1	65.5	66.1	66.0	230.70	30.29	6990.21
2006/11/22	18:49:00	1198.0	898.1	275.0	286.9	244.3	248.9	543.5	397.1	253.6	254.8	214.2	237.9	64.6	66.1	65.3	66.6	230.70	30.29	6990.21
2006/11/22	18:50:00	1197.4	901.4	274.9	285.9	243.9	249.2	542.5	440.3	253.0	254.3	214.2	238.0	64.6	66.8	65.2	66.3	230.70	30.29	6990.21
2006/11/22	18:51:00	1197.2	900.9	275.3	286.9	244.9	248.9	544.7	487.3	253.7	254.8	214.2	238.1	64.8	66.8	66.1	66.4	230.70	30.29	6987.90
2006/11/22	18:52:00	1197.3	900.1	275.2	286.5	245.0	249.7	545.2	399.4	253.5	254.8	214.5	238.1	67.5	66.8	66.2	66.3	230.70	30.29	6987.90
2006/11/22	18:53:00	1197.6	901.4	275.4	286.2	245.2	250.0	544.8	440.5	253.8	254.9	214.4	238.1	65.9	67.3	66.8	66.6	230.70	30.29	6987.90
2006/11/22	18:54:00	1197.6	899.6	275.3	285.9	245.3	249.7	544.9	418.8	254.4	254.9	214.4	238.2	65.9	67.6	66.3	66.8	230.70	30.29	6990.21
2006/11/22	18:55:00	1198.4	899.5	275.3	286.0	245.3	249.4	544.4	518.0	253.3	254.6	214.6	238.1	66.8	66.8	65.8	67.0	230.70	30.29	6990.21
2006/11/22	18:56:00	1198.3	895.9	275.4	286.2	245.6	250.0	544.2	502.8	254.0	254.9	214.5	238.1	65.8	67.1	66.1	66.4	230.60	30.29	6984.87
2006/11/22	18:57:00	1198.3	899.7	275.4	285.9	244.9	249.9	544.9	441.1	253.3	254.8	214.6	238.1	65.4	67.0	66.1	66.6	230.70	30.29	6990.21
2006/11/22	18:58:00	1197.7	902.0	275.5	286.7	244.2	249.7	545.2	418.9	253.7	254.9	214.6	238.1	64.2	66.6	66.2	66.6	230.70	30.29	6990.21
2006/11/22	18:59:00	1196.6	902.9	275.4	286.2	244.2	249.7	545.2	352.9	253.7	255.1	214.5	238.1	65.3	66.8	66.0	66.4	230.70	30.30	6992.52
2006/11/22	19:00:00	1197.1	899.7	275.3	287.0	244.4	249.4	545.7	418.3	253.5	254.9	214.2	238.1	64.6	66.3	65.9	66.4	230.70	30.29	6990.21
2006/11/22	19:01:00	1197.8	899.4	275.4	285.9	244.5	249.2	543.4	467.3	253.6	254.8	214.4	238.1	65.3	66.4	66.0	66.8	230.70	30.29	6990.21
2006/11/22	19:02:00	1197.8	899.3	275.5	286.7	244.4	249.1	545.9	481.5	253.8	255.1	214.2	238.1	65.2	66.3	66.6	66.6	230.70	30.29	6990.21
2006/11/22	19:03:00	1198.4	900.8	275.7	286.3	244.6	249.7	544.5	396.4	253.9	255.2	214.4	238.1	65.5	66.8	66.8	66.3	230.60	30.29	6987.90
2006/11/22	19:04:00	1198.1	900.6	275.5	285.9	244.3	249.9	546.0	440.8	254.0	255.3	214.4	238.2	65.0	67.0	66.1	66.6	230.70	30.29	6990.21
2006/11/22	19:05:00	1197.4	900.6	275.7	286.7	244.0	249.2	544.8	420.5	254.3	255.4	214.5	238.2	65.4	66.1	66.6	66.2	230.70	30.29	6987.90
2006/11/22	19:06:00	1198.0	899.5	275.3	286.2	244.8	249.4	544.9	523.7	253.6	255.2	214.6	238.2	65.6	66.6	66.3	66.4	230.70	30.29	6990.21
2006/11/22	19:07:00	1197.9	898.3	275.5	285.7	244.5	249.7	545.2	512.0	253.9	255.1	214.5	238.2	67.0	66.6	67.3	66.1	230.70	30.29	6990.21
2006/11/22	19:08:00	1198.1	898.4	275.5	285.4	243.9	248.7	544.2	410.1	254.2	255.1	214.5	238.2	65.0	66.4	66.4	66.0	230.70	30.30	6990.21
2006/11/22	19:09:00	1197.7	900.2	275.4	285.9	244.2	249.2	546.0	455.2	253.3	255.1	214.7	238.2	65.4	66.0	66.1	65.5	230.70	30.29	6990.21
2006/11/22	19:10:00	1197.3	900.9	275.5	286.2	244.4	249.1	544.3	413.2	254.0	255.1	214.7	238.2	65.5	65.9	66.4	65.9	230.70	30.29	6990.21
2006/11/22	19:11:00	1197.7	900.9	275.5	285.7	244.4	248.7	544.7	509.6	253.8	255.2	214.7	238.1	64.1	65.8	65.8	66.0	230.70	30.29	6987.90
2006/11/22	19:12:00	1197.4	903.2	275.4	286.8	244.3	249.7	544.2	463.2	253.7	255.1	214.9	238.2	65.3	65.3	66.6	65.8	230.70	30.29	6987.90
2006/11/22	19:13:00	1197.4	901.6	275.3	286.2	243.8	249.4	544.4	564.7	253.2	255.1	214.6	238.2	65.1	65.7	66.4	66.4	230.70	30.29	6987.90
2006/11/22	19:14:00	1197.2	899.0	275.3	286.0	244.4	249.2	545.4	386.2	253.8	255.2	214.6	238.1	65.5	65.7	66.2	65.9	230.70	30.29	6990.21
2006/11/22	19:15:00	1196.9	901.6	275.4	286.4	245.7	249.2	544.1	429.8	254.0	255.1	214.7	238.2	65.9	65.7	66.8	65.9	230.70	30.29	6990.21
2006/11/22	19:16:00	1198.1	901.1	275.3	286.0	245.0	249.2	544.3	487.8	253.7	255.3	214.7	238.2	65.0	66.3	66.3	66.3	230.70	30.29	6987.90
2006/11/22	19:17:00	1197.4	902.4	275.4	285.7	245.1	248.7	546.0	457.5	253.7	255.1	214.7	238.2	65.9	65.1	66.4	65.4	230.70	30.29	6990.21
2006/11/22	19:18:00	1196.7	901.6	275.4	286.2	244.3	248.9	545.4	366.9	253.8	255.1	214.7	238.1	66.3	65.1	67.0	65.7	230.70	30.29	6987.90
2006/11/22	19:19:00	1196.9	899.0	275.4	286.7	244.4	249.4	545.2	411.2	253.7	254.7	215.0	238.3	66.2	64.1	66.6	64.8	230.70	30.29	6990.21
2006/11/22	19:20:00	1197.4	898.9	275.5	286.4	245.2	249.4	545.1	429.0	252.9	254.6	215.0	238.2	65.8	64.1	66.4	64.6	230.70	30.29	6987.90
2006/11/22	19:21:00	1197.6	902.1	275.4	285.2	244.5	248.9	544.8	509.0	254.0	254.6	214.7	238.2	65.9	64.6	66.4	65.4	230.70	30.29	6990.21
2006/11/22	19:22:00	1197.3	901.9	275.3	285.9	245.4	249.4	544.2	452.9	253.8	254.8	214.6	238.1	65.8	66.6	66.6	66.4	230.70	30.29	6990.21
2006/11/22	19:23:00	1197.8	901.9	275.2	285.2	244.6	249.4	544.6	485.7	253.4	254.8	214.6	238.1	65.4	67.0	66.6	66.6	230.70	30.29	6987.90
2006/11/22	19:24:00	1197.4	901.4	275.2	286.2	245.0	248.7	544.9	483.9	252.9	254.7	214.5	238.1	65.0	66.2	66.2	65.9	230.70	30.29	6990.21
2006/11/22	19:25:00	1197.4	900.2	275.4	286.7	244.9	248.9	544.7	457.0	253.4	254.7	214.6	238.0	64.8	66.4	66.2	66.6	230.70	30.29	6987.90
2006/11/22	19:26:00	1197.2	901.9	275.3	286.7	244.8	249.1	544.9	399.5	253.3	254.9	214.7	238.1	65.2	65.7	66.1	66.1	230.70	30.29	6987.90
2006/11/22	19:27:00	1196.6	899.5	275.2	286.0	245.0	249.2	544.3	411.0	253.0	254.7	214.7	238.1	65.4	65.5	66.4	66.0	230.70	30.29	6990.21
2006/11/22	19:28:00	1196.7	900.6	275.3	286.0	243.7	248.7	544.7	455.7	252.9	254.6	214.6	238.1	65.4	65.8	66.2	66.3	230.70	30.29	6987.90
2006/11/22	19:29:00	1197.2	899.6	275.3	286.4	244.3	248.7	545.1	547.8	253.0	254.6	214.7	238.0	65.5	65.9	65.4	65.4	230.70	30.29	6987.90
2006/11/22	19:30:00	1197.6	901.9	275.4	285.6	244.8	248.9	545.1	465.5	253.2	254.7	214.7	238.0	66.6	65.3	65.7	66.1	230.70	30.29	6990.21
2006/11/22	19:31:00	1197.8	900.9	275.4	285.2	244.7	249.2	544.3	468.0											

Heat Rise Run

Rerun

		TC1	TC2	TC3	TC4	TC5	TC6	TC7	TC8	TC9	TC10	TC11	TC12	TC13	TC14	TC15	TC16	VDC	Amps	Watts
Date	Time																			
2006/11/22	19:35:00	1197.4	899.4	275.3	285.9	244.7	249.2	544.6	382.6	252.9	254.5	214.7	238.1	65.5	65.1	66.6	65.5	230.70	30.29	6990.21
2006/11/22	19:36:00	1198.1	898.9	275.3	285.9	244.5	249.2	545.1	499.9	253.1	254.6	214.7	238.1	65.5	66.2	65.9	65.4	230.70	30.29	6990.21
2006/11/22	19:37:00	1198.1	897.4	275.5	286.0	244.3	249.4	543.5	433.3	253.1	254.5	214.9	238.1	65.5	66.5	66.8	64.8	230.70	30.29	6990.21
2006/11/22	19:38:00	1199.0	896.5	275.5	286.9	244.5	248.9	544.4	504.7	253.1	254.9	214.7	238.1	66.1	65.9	66.6	65.8	230.70	30.29	6990.21
2006/11/22	19:39:00	1198.3	897.3	275.4	285.7	244.5	249.2	544.9	524.6	253.2	254.8	214.7	238.1	66.6	66.0	66.1	65.8	230.70	30.29	6990.21
2006/11/22	19:40:00	1198.4	899.8	275.5	285.9	244.8	249.2	544.1	483.7	253.5	254.9	214.6	238.1	65.8	67.0	65.7	65.8	230.70	30.29	6990.21
2006/11/22	19:41:00	1197.7	902.2	275.5	286.2	244.7	248.9	545.2	479.8	253.4	254.9	214.7	238.2	65.0	65.5	65.7	65.5	230.70	30.29	6987.90
2006/11/22	19:42:00	1197.3	901.9	275.5	285.7	244.2	248.9	543.6	409.2	253.0	254.7	214.7	238.1	65.1	65.0	65.6	65.1	230.70	30.26	6984.01
2006/11/22	19:43:00	1198.0	901.0	275.5	286.2	245.0	249.1	545.2	412.3	253.1	254.6	214.7	238.1	66.2	65.2	66.8	65.1	230.70	30.29	6990.21
2006/11/22	19:44:00	1197.6	900.9	275.4	285.9	245.8	249.1	545.4	396.4	253.6	254.6	214.9	238.1	66.2	65.9	66.6	65.5	230.70	30.29	6987.90
2006/11/22	19:45:00	1197.7	899.3	275.4	285.6	245.0	248.9	543.5	577.3	252.9	254.6	214.7	238.1	65.9	65.0	65.9	65.4	230.70	30.29	6990.21
2006/11/22	19:46:00	1197.6	897.8	275.4	285.9	244.8	249.1	543.6	453.2	253.0	254.8	214.9	238.2	64.8	65.1	65.8	65.8	230.70	30.29	6990.21
2006/11/22	19:47:00	1197.6	896.8	275.5	286.7	243.7	249.6	544.6	455.8	253.5	255.1	214.7	238.2	65.1	65.9	66.6	66.0	230.70	30.29	6987.90
2006/11/22	19:48:00	1198.5	899.1	275.7	286.4	243.9	249.4	544.4	561.4	252.8	254.9	214.7	238.2	65.2	65.9	65.4	65.2	230.70	30.29	6987.90
2006/11/22	19:49:00	1198.7	898.7	275.7	286.2	245.1	248.7	544.2	439.3	253.9	254.8	214.7	238.2	65.4	66.8	65.3	66.3	230.70	30.29	6987.90
2006/11/22	19:50:00	1198.3	901.4	275.7	285.9	244.7	249.1	544.2	405.4	253.5	255.2	214.7	238.2	65.6	66.6	66.6	65.7	230.70	30.29	6987.90
2006/11/22	19:51:00	1198.1	900.8	275.5	286.0	244.2	249.4	543.7	476.6	253.3	255.1	214.7	238.2	65.0	65.9	65.9	65.1	230.70	30.29	6990.21
2006/11/22	19:52:00	1197.8	902.0	275.7	286.2	244.9	249.2	544.9	423.9	253.4	255.1	214.9	238.2	65.2	66.6	66.0	66.0	230.70	30.28	6985.60
2006/11/22	19:53:00	1197.6	900.5	275.3	284.6	243.9	248.9	545.4	417.8	253.1	254.8	214.9	238.2	64.8	66.3	65.9	64.4	230.70	30.29	6990.21
2006/11/22	19:54:00	1197.6	903.7	275.4	285.7	244.2	248.9	545.1	428.8	253.0	254.9	215.0	238.3	65.3	64.2	66.0	65.5	230.70	30.29	6990.21
2006/11/22	19:55:00	1197.6	902.5	275.7	285.7	243.8	249.2	545.1	402.9	253.4	254.9	215.0	238.3	65.8	64.2	66.6	65.5	230.70	30.29	6990.21
2006/11/22	19:56:00	1197.9	900.1	275.7	285.4	243.8	249.2	545.2	445.2	253.7	255.1	215.0	238.3	64.6	65.3	65.9	65.9	230.70	30.29	6990.21
2006/11/22	19:57:00	1197.4	901.9	275.7	286.2	244.8	249.9	544.4	457.9	253.2	255.1	214.9	238.4	65.2	65.3	66.1	65.8	230.70	30.29	6990.21
2006/11/22	19:58:00	1197.3	899.4	275.5	284.9	245.1	249.4	545.4	422.0	253.1	254.9	214.9	238.4	66.0	65.2	65.7	65.5	230.70	30.29	6990.21
2006/11/22	19:59:00	1198.4	900.3	275.7	286.4	244.2	249.1	544.0	408.8	253.5	255.3	215.0	238.4	66.6	65.1	65.3	65.8	230.70	30.29	6987.90
2006/11/22	20:00:00	1198.8	899.7	275.7	284.1	244.2	249.4	543.9	490.5	253.4	255.1	215.0	238.4	65.4	65.1	66.8	65.1	230.70	30.29	6987.90
2006/11/22	20:01:00	1197.6	898.3	275.7	284.9	244.9	249.4	544.4	431.0	253.3	255.2	215.0	238.4	65.0	65.8	65.8	65.6	230.60	30.29	6987.18
2006/11/22	20:02:00	1197.4	900.8	275.7	286.3	244.8	249.4	544.4	433.0	253.0	254.3	214.9	238.4	66.4	65.1	66.1	65.2	230.70	30.29	6990.21
2006/11/22	20:03:00	1198.1	900.4	275.7	286.2	244.7	249.4	544.3	435.5	253.5	254.4	215.0	238.4	65.9	65.1	66.4	64.8	230.70	30.29	6990.21
2006/11/22	20:04:00	1197.2	901.4	275.7	286.3	244.5	249.6	544.3	456.3	254.2	254.9	215.0	238.4	65.4	65.4	66.4	64.8	230.70	30.29	6990.21
2006/11/22	20:05:00	1197.3	902.1	275.7	286.2	245.0	249.4	545.7	417.1	253.9	255.4	215.0	238.4	65.0	66.4	66.6	65.7	230.70	30.29	6990.21
2006/11/22	20:06:00	1197.6	901.4	275.7	286.2	244.4	249.6	545.4	422.4	253.7	255.2	214.9	238.4	65.1	66.6	66.6	65.5	230.70	30.29	6990.21
2006/11/22	20:07:00	1197.7	902.2	275.8	286.0	245.1	249.1	545.7	450.8	253.6	255.4	214.9	238.4	65.4	66.6	66.6	66.3	230.70	30.29	6990.21
2006/11/22	20:08:00	1197.8	902.4	275.7	286.2	245.1	249.2	544.8	444.5	253.7	255.3	215.0	238.4	66.3	64.4	66.6	65.1	230.60	30.29	6987.18
2006/11/22	20:09:00	1197.8	903.2	275.9	286.5	244.9	249.2	544.2	351.7	253.2	254.8	215.2	238.4	65.8	63.4	66.4	64.6	230.70	30.29	6990.21
2006/11/22	20:10:00	1197.8	903.0	275.9	286.9	244.6	249.2	546.2	521.5	253.6	254.8	215.2	238.4	65.6	64.4	66.1	64.6	230.70	30.29	6987.90
2006/11/22	20:11:00	1197.9	901.1	275.8	286.7	245.3	249.9	544.4	641.0	253.4	255.1	214.9	238.4	66.8	66.1	66.6	65.5	230.70	30.29	6990.21
2006/11/22	20:12:00	1198.5	898.9	275.7	285.9	244.2	249.7	544.9	533.1	253.5	255.2	215.1	238.5	65.6	65.1	66.1	64.6	230.70	30.29	6987.90
2006/11/22	20:13:00	1198.4	900.1	275.9	286.2	244.7	249.4	546.2	415.0	253.9	255.3	215.2	238.5	65.4	66.6	66.6	65.5	230.70	30.29	6990.21
2006/11/22	20:14:00	1197.9	901.3	275.9	286.3	244.0	249.4	545.2	450.8	253.6	254.9	215.1	238.5	64.8	65.6	65.6	65.8	230.50	30.27	6977.24
2006/11/22	20:15:00	1198.5	901.3	275.9	286.2	245.4	249.7	544.8	433.9	253.6	254.9	215.2	238.5	66.1	65.2	66.3	65.2	230.70	30.29	6990.21
2006/11/22	20:16:00	1197.9	899.2	275.9	285.4	245.1	249.2	545.9	421.7	253.0	255.4	215.2	238.5	65.6	64.6	66.4	65.2	230.70	30.29	6987.90
2006/11/22	20:17:00	1197.4	900.5	275.9	286.2	245.2	249.9	545.2	412.9	254.0	255.3	215.1	238.5	66.4	65.4	66.6	65.4	230.70	30.29	6990.21
2006/11/22	20:18:00	1197.6	901.3	275.9	286.7	243.5	249.6	544.5	410.8	254.2	254.9	214.9	238.5	66.4	65.7	66.8	66.2	230.70	30.29	6987.90
2006/11/22	20:19:00	1198.1	899.3	276.0	286.2	244.6	249.7	544.9	468.5	254.1	255.1	215.2	238.5	66.2	64.8	66.6	65.5	230.70	30.29	6987.90
2006/11/22	20:20:00	1197.4	901.0	276.0	286.4	245.2	249.4	544.8	428.8	253.9	255.1	215.2	238.6	66.3	65.4	67.1	65.4	230.70	30.29	6987.90
2006/11/22	20:21:00	1198.1	900.5	275.9	285.4	245.0	249.7	545.7	426.9	253.8	255.4	215.0	238.6	66.0	66.3	65.9	65.7	230.70	30.29	6987.90
2006/11/22	20:22:00	1198.3	901.7	275.9	285.7	244.6	249.4	545.7	401.3	253.7	255.3	215.0	238.6	66.3	66.1	66.0	66.4	230.70	30.29	6987.90
2006/11/22	20:23:00	1198.5	898.6	275.9	285.4	244.2	249.4	545.7	479.0	253.7	255.4	215.1	238.6	65.4	66.2	66.0	65.4	230.70	30.29	6987.90
2006/11/22	20:24:00	1198.1	900.3	275.9	286.8	244.4	249.7	545.7	403.2	253.9	255.3	215.4	238.7	66.6	65.2	66.0	65.0	230.70	30.29	6987.90
2006/11/22	20:25:00	1198.6	899.5	276.0	286.0	244.8	249.4	545.9	397.6	254.1	255.3	215.2	238.7	66.1	66.1	66.3	66.0	230.70	30.29	6987.90
2006/11/22	20:26:00	1198.3	900.1	276.0	286.3	244.6	249.7	545.1	535.2	254.0	255.4	215.2	238.7	65.6	64.8	65.2	65.4	230.70	30.29	6987.90
2006/11/22	20:27:00	1197.2	901.3	276.2	286.4	244.0	250.0	546.3	446.3	254.0	255.3	215.5	238.7	66.2	64.2	65.5	65.1	230.70	30.29	6987.90
2006/11/22	20:28:00	1197.7	904.9	276.2	285.7	244.2	249.7	544.9	449.7											

Heat Rise Run Rerun

Radioactive Material Transport Packaging System Safety Analysis Report
for Model AOS-025, AOS-050, and AOS-100 Transport Packages, Rev. G, July 27, 2012 (Docket No. 71-9316)

Date	Time	TC1	TC2	TC3	TC4	TC5	TC6	TC7	TC8	TC9	TC10	TC11	TC12	TC13	TC14	TC15	TC16	VDC	Amps	Watts
2006/11/22	20:33:00	1198.1	901.1	276.4	285.7	244.8	249.2	545.2	588.6	254.4	255.7	215.7	238.8	64.3	65.4	66.4	65.6	230.70	30.29	6990.21
2006/11/22	20:34:00	1198.1	900.2	276.3	286.7	244.8	249.2	546.7	552.0	254.5	255.9	215.7	238.9	65.7	65.0	66.3	65.1	230.70	30.30	6990.21
2006/11/22	20:35:00	1197.8	901.1	276.3	286.5	245.1	249.7	546.9	469.2	254.4	255.9	215.5	238.9	65.8	64.6	65.5	65.0	230.70	30.29	6987.90
2006/11/22	20:36:00	1198.4	900.3	276.5	287.0	245.2	249.9	546.5	472.0	254.9	256.1	215.5	239.0	64.4	66.3	65.9	66.0	230.70	30.29	6987.90
2006/11/22	20:37:00	1197.4	900.1	276.5	286.3	245.0	249.9	546.7	453.8	255.2	255.9	215.5	239.0	65.0	66.4	65.9	66.0	230.80	30.30	6993.24
2006/11/22	20:38:00	1197.4	899.9	276.3	287.1	245.3	249.6	546.4	485.7	254.7	255.9	215.5	239.0	65.5	66.1	65.6	65.7	230.80	30.30	6993.24
2006/11/22	20:39:00	1198.1	904.1	276.4	286.7	245.1	249.4	546.3	444.7	254.2	256.1	215.7	239.0	64.4	66.4	65.6	65.8	230.70	30.29	6987.90
2006/11/22	20:40:00	1198.7	899.2	276.7	285.9	244.7	249.9	544.6	650.3	254.4	255.9	215.5	239.1	64.0	66.1	66.1	65.6	230.70	30.29	6987.90
2006/11/22	20:41:00	1198.1	901.1	276.6	286.7	245.4	249.9	545.2	504.3	254.9	256.1	215.7	239.1	65.3	66.3	65.6	65.7	230.60	30.29	6984.87
2006/11/22	20:42:00	1198.1	901.4	276.8	286.0	245.0	249.9	545.9	414.8	254.8	256.2	215.7	239.1	64.8	66.3	65.8	65.8	230.70	30.29	6987.90
2006/11/22	20:43:00	1197.6	900.6	276.4	286.7	244.4	249.9	543.1	511.7	254.7	256.1	215.5	239.0	66.0	65.9	66.1	66.0	230.70	30.29	6987.90
2006/11/22	20:44:00	1198.1	898.9	276.7	286.8	244.3	249.9	544.9	451.7	254.9	256.2	215.7	239.0	65.0	67.1	66.2	66.1	230.70	30.29	6987.90
2006/11/22	20:45:00	1198.1	899.7	276.8	286.4	244.7	249.6	544.7	557.7	255.2	256.1	215.7	239.0	65.3	66.3	66.0	65.9	230.60	30.29	6987.18
2006/11/22	20:46:00	1198.4	900.6	276.8	286.5	244.8	249.7	545.4	479.5	254.9	256.1	215.5	239.1	65.6	66.8	66.4	66.1	230.70	30.29	6987.90
2006/11/22	20:47:00	1198.1	899.7	276.9	286.5	244.4	249.9	546.5	417.0	255.2	255.9	215.7	239.1	64.4	66.8	65.6	66.8	230.70	30.29	6987.90
2006/11/22	20:48:00	1198.5	898.3	276.8	286.0	244.9	249.9	546.0	511.7	255.2	256.2	215.7	239.1	65.6	65.7	65.6	65.6	230.70	30.29	6987.90
2006/11/22	20:49:00	1198.6	901.7	276.8	286.2	244.7	249.4	546.3	459.3	254.9	256.2	215.7	239.0	64.3	65.8	66.0	66.1	230.60	30.29	6984.87
2006/11/22	20:50:00	1198.0	899.6	276.4	286.4	244.8	249.9	546.9	459.3	254.9	256.1	215.7	239.1	67.0	65.5	65.7	65.5	230.70	30.29	6990.21
2006/11/22	20:51:00	1198.1	899.7	276.5	286.8	245.2	250.0	545.7	456.0	254.6	256.2	215.9	239.0	64.8	65.5	66.2	65.3	230.60	30.29	6984.87
2006/11/22	20:52:00	1197.8	901.4	276.5	286.3	245.1	248.9	545.4	412.5	255.3	256.4	215.7	239.0	64.0	65.8	66.3	66.3	230.60	30.29	6984.87
2006/11/22	20:53:00	1197.8	896.3	276.7	286.7	243.8	249.1	546.4	467.5	254.6	255.9	215.5	239.0	64.1	65.2	65.8	65.9	230.70	30.29	6987.90
2006/11/22	20:54:00	1199.4	897.5	276.5	286.2	244.8	249.6	546.5	472.4	254.9	256.2	216.0	239.1	65.6	64.4	65.7	65.5	230.70	30.29	6987.90
2006/11/22	20:55:00	1198.3	903.4	276.6	286.0	245.5	249.9	546.3	372.8	254.5	256.4	215.7	239.0	64.3	65.3	66.2	66.0	230.80	30.30	6993.24
2006/11/22	20:56:00	1198.6	900.6	276.5	285.4	245.5	249.4	546.0	536.8	254.5	255.9	215.9	238.9	65.0	65.5	66.0	65.1	230.80	30.30	6993.24
2006/11/22	20:57:00	1199.0	901.1	276.5	286.2	245.1	249.7	547.2	529.8	254.1	255.7	216.0	238.9	65.3	64.8	66.1	64.8	230.70	30.29	6987.90
2006/11/22	20:58:00	1198.1	899.0	276.5	286.2	244.2	249.7	546.3	506.9	254.6	255.7	215.7	238.9	65.5	66.0	66.4	66.0	230.70	30.30	6990.21
2006/11/22	20:59:00	1198.5	901.4	276.6	286.9	245.5	249.7	545.9	431.5	254.4	255.7	215.7	238.8	65.9	65.6	66.4	65.3	230.70	30.29	6987.90
2006/11/22	21:00:00	1197.6	900.0	276.6	287.1	244.7	249.7	546.9	407.3	254.4	255.9	215.7	238.9	65.9	65.2	66.6	65.5	230.70	30.29	6987.90
2006/11/22	21:01:00	1197.8	900.1	276.5	286.3	244.8	249.4	545.2	523.7	254.0	255.6	215.7	238.8	64.2	65.1	65.4	64.8	230.60	30.29	6984.87
2006/11/22	21:02:00	1197.4	897.9	276.5	285.9	244.5	249.4	545.9	452.8	254.1	255.7	215.7	238.8	64.6	65.9	65.4	64.8	230.70	30.29	6990.21
2006/11/22	21:03:00	1197.4	900.9	276.3	286.0	244.7	249.4	546.2	513.9	254.5	255.7	215.7	238.9	64.6	64.6	66.4	64.8	230.60	30.29	6984.87
2006/11/22	21:04:00	1197.8	899.7	276.5	286.4	244.6	249.2	546.2	547.8	254.2	255.6	215.9	238.9	64.6	64.4	65.7	64.6	230.70	30.29	6987.90
2006/11/22	21:05:00	1198.8	898.6	276.7	285.7	244.8	249.4	545.6	583.8	254.2	255.7	215.7	238.9	65.1	65.9	66.4	65.6	230.70	30.29	6987.90
2006/11/22	21:06:00	1199.2	899.7	276.4	285.2	245.2	249.9	545.7	476.8	254.3	255.9	215.7	238.9	65.4	65.9	66.3	66.0	230.60	30.29	6984.87
2006/11/22	21:07:00	1198.4	900.1	276.5	286.2	244.3	249.4	546.3	430.1	254.3	255.7	215.7	238.9	65.2	65.0	66.2	65.2	230.70	30.29	6987.90
2006/11/22	21:08:00	1197.8	899.9	276.7	286.7	244.3	249.7	545.2	426.4	254.9	255.9	216.0	238.9	67.0	65.9	66.6	65.6	230.70	30.28	6985.60
2006/11/22	21:09:00	1197.6	898.9	276.7	287.0	245.5	249.9	546.7	377.5	254.3	256.2	215.9	238.9	66.8	66.8	67.5	66.3	230.70	30.29	6987.90
2006/11/22	21:10:00	1197.3	902.7	276.3	286.5	244.9	249.7	545.6	419.3	254.8	256.1	215.9	238.9	67.1	66.6	66.4	65.3	230.70	30.29	6987.90
2006/11/22	21:11:00	1198.1	901.7	276.7	286.9	245.1	250.0	546.2	555.2	254.9	256.2	215.7	239.0	66.6	66.6	66.8	65.2	230.70	30.29	6987.90
2006/11/22	21:12:00	1198.8	898.6	276.8	287.2	245.4	250.2	546.2	414.0	254.4	256.2	215.7	239.0	66.6	65.5	66.6	65.6	230.70	30.29	6990.93
2006/11/22	21:13:00	1198.4	901.4	276.7	286.2	245.4	250.4	546.8	475.5	254.2	256.2	216.0	239.1	66.3	64.8	66.4	65.7	230.70	30.27	6983.29
2006/11/22	21:14:00	1198.1	900.3	276.8	286.9	244.8	250.0	546.4	449.8	255.4	256.4	216.0	239.1	66.3	66.2	67.0	65.9	230.70	30.29	6990.21
2006/11/22	21:15:00	1198.8	898.9	276.9	286.7	244.7	250.2	545.7	550.2	255.6	256.4	215.7	239.1	65.8	66.6	66.8	66.0	230.70	30.29	6987.90
2006/11/22	21:16:00	1199.2	901.3	276.9	286.3	245.3	250.2	545.9	455.2	255.6	256.5	216.0	239.1	65.6	66.0	66.8	66.4	230.70	30.29	6987.90
2006/11/22	21:17:00	1199.1	898.1	277.1	285.4	245.7	249.9	545.4	470.0	255.3	256.4	215.9	239.1	65.9	66.2	65.5	65.9	230.70	30.29	6987.90
2006/11/22	21:18:00	1199.1	899.9	277.1	286.3	246.0	250.4	547.2	412.9	255.1	256.5	216.0	239.2	66.3	67.2	66.2	66.1	230.80	30.29	6990.93
2006/11/22	21:19:00	1198.7	899.9	277.2	286.5	245.2	250.2	545.1	421.0	255.2	256.7	216.0	239.2	67.2	66.1	66.8	66.1	230.80	30.30	6993.24
2006/11/22	21:20:00	1198.6	897.2	277.2	287.4	246.2	250.7	547.0	516.2	255.7	256.5	216.0	239.3	66.2	67.0	67.8	66.2	230.70	30.30	6990.21
2006/11/22	21:21:00	1199.0	899.9	277.3	287.3	245.4	250.7	546.8	513.4	256.1	256.9	216.0	239.3	66.1	66.4	67.7	66.8	230.70	30.29	6987.90
2006/11/22	21:22:00	1198.5	900.6	277.2	285.9	245.5	250.8	547.8	449.2	255.2	256.9	216.2	239.3	66.6	66.6	66.3	66.6	230.70	30.29	6987.90
2006/11/22	21:23:00	1197.6	901.7	277.2	287.1	245.6	250.4	546.8	495.2	254.9	256.7	216.2	239.2	66.6	65.8	67.1	65.6	230.70	30.29	6987.90
2006/11/22	21:24:00	1197.6	899.0	277.2	287.0	246.0	250.4	545.1	448.6	255.6	256.9	215.7	239.2	65.8	66.0	67.0	65.7	230.70	30.29	6987.90
2006/11/22	21:25:00	1197.9	900.0	277.2	286.4	245.9	250.2	545.6	401.4	255.6	256.9	215.9	239.2	66.6	65.9	66.4	66.8	230.50	30.27	6977.24
2006/11/22	21:26:00	1197.7	902.4	277.0	286.0	246.3	250.4	546.2	461.3	255.4	256.7	216.0	239.2	66.6	66.1	67.3	66.6	230.70	30.29	6987.90
2006/1																				

Heat Rise Run

Rerun

Date	Time	TC1	TC2	TC3	TC4	TC5	TC6	TC7	TC8	TC9	TC10	TC11	TC12	TC13	TC14	TC15	TC16	VDC	Amps	Watts
2006/11/22	21:31:00	1198.1	902.1	277.1	286.2	246.7	250.4	547.2	431.1	255.7	256.9	216.0	239.1	65.7	67.3	66.8	66.6	230.70	30.29	6987.90
2006/11/22	21:32:00	1198.4	902.7	277.2	286.7	246.2	250.2	545.4	450.6	255.4	256.9	216.2	239.2	65.9	66.6	67.1	66.4	230.60	30.29	6987.18
2006/11/22	21:33:00	1198.0	899.8	277.1	286.7	245.2	250.2	546.9	434.4	255.6	256.9	215.9	239.2	66.0	66.0	67.5	66.8	230.70	30.29	6987.90
2006/11/22	21:34:00	1198.4	899.1	277.2	286.4	246.1	250.4	545.9	411.3	255.6	257.2	216.0	239.2	65.9	67.1	66.8	66.8	230.70	30.29	6987.90
2006/11/22	21:35:00	1198.1	899.2	277.2	287.6	246.3	250.2	546.7	395.9	255.4	257.2	216.0	239.1	66.2	67.0	66.8	66.6	230.70	30.29	6990.21
2006/11/22	21:36:00	1198.4	900.6	277.0	287.0	246.3	250.4	547.3	409.2	255.3	257.0	216.0	239.2	66.6	66.0	66.3	66.6	230.70	30.29	6987.90
2006/11/22	21:37:00	1198.4	901.3	277.1	286.4	244.7	250.4	546.3	401.3	255.3	256.7	216.0	239.2	65.2	66.1	66.6	66.8	230.70	30.29	6990.21
2006/11/22	21:38:00	1198.1	900.6	277.0	286.4	244.6	250.7	545.7	462.8	255.1	256.7	216.0	239.1	67.7	66.3	66.6	66.6	230.60	30.28	6982.57
2006/11/22	21:39:00	1198.3	899.0	277.1	286.5	246.3	250.7	546.9	430.1	255.6	256.5	215.9	239.2	67.0	65.5	66.8	65.8	230.70	30.29	6987.90
2006/11/22	21:40:00	1198.9	900.6	276.9	287.0	245.3	250.4	545.9	430.1	255.6	256.4	216.4	239.1	65.6	65.9	66.4	65.6	230.70	30.29	6987.90
2006/11/22	21:41:00	1199.0	901.6	277.0	286.7	245.2	250.5	546.2	411.8	255.3	256.4	216.2	239.1	65.2	65.7	66.6	65.9	230.70	30.29	6990.21
2006/11/22	21:42:00	1198.6	902.4	277.0	286.2	244.9	250.0	545.6	398.9	255.4	256.7	216.2	239.2	65.9	65.1	66.2	65.9	230.70	30.29	6987.90
2006/11/22	21:43:00	1198.5	899.1	277.0	285.7	244.9	250.2	546.3	508.2	255.7	256.5	216.2	239.3	66.0	65.7	66.6	65.9	230.70	30.29	6987.90
2006/11/22	21:44:00	1199.1	901.4	277.2	286.7	244.9	249.9	546.2	405.1	255.2	256.9	216.2	239.3	67.2	65.9	67.2	66.1	230.70	30.29	6990.21
2006/11/22	21:45:00	1199.1	902.1	277.2	285.2	244.7	250.4	544.3	532.9	254.9	256.7	216.2	239.3	66.6	65.6	67.3	65.4	230.70	30.29	6990.21
2006/11/22	21:46:00	1198.8	902.4	277.2	286.2	244.7	250.7	546.8	515.0	255.4	256.7	216.4	239.3	66.6	66.0	65.8	65.4	230.70	30.29	6987.90
2006/11/22	21:47:00	1198.1	896.4	277.2	285.6	244.4	249.9	546.2	560.4	255.2	256.7	216.0	239.2	66.3	66.3	66.4	66.6	230.70	30.29	6990.21
2006/11/22	21:48:00	1198.8	897.6	277.1	286.2	245.1	250.4	546.7	435.8	254.6	256.7	216.4	239.3	65.9	66.2	66.8	66.0	230.70	30.29	6990.21
2006/11/22	21:49:00	1199.0	902.5	277.2	286.4	246.0	249.7	546.2	435.8	255.6	256.7	216.4	239.2	66.0	66.1	67.1	65.6	230.70	30.29	6987.90
2006/11/22	21:50:00	1198.5	901.1	277.2	286.3	245.3	250.5	544.9	440.8	254.9	256.4	216.5	239.3	66.1	66.0	66.4	64.8	230.70	30.29	6987.90
2006/11/22	21:51:00	1198.1	900.3	276.6	286.2	245.1	250.2	545.9	413.5	254.9	256.4	216.2	239.2	65.8	66.8	66.0	65.0	230.70	30.29	6987.90
2006/11/22	21:52:00	1198.9	898.7	277.2	286.2	245.6	250.4	547.3	391.4	255.4	256.9	216.2	239.2	66.0	67.2	67.1	66.4	230.70	30.29	6987.90
2006/11/22	21:53:00	1197.8	900.6	277.2	286.7	244.2	250.4	544.6	418.3	254.9	256.9	216.2	239.2	65.6	67.0	66.8	66.6	230.70	30.29	6987.90
2006/11/22	21:54:00	1198.4	901.6	277.2	287.3	244.7	250.4	547.0	480.5	255.1	256.7	216.2	239.2	66.4	65.0	66.4	65.7	230.70	30.28	6987.90
2006/11/22	21:55:00	1198.1	901.1	277.2	287.0	244.7	250.2	547.2	419.3	255.2	256.9	216.4	239.3	65.8	65.4	65.8	65.8	230.70	30.28	6987.90
2006/11/22	21:56:00	1197.8	899.3	277.1	287.0	244.4	250.2	545.6	400.2	255.3	256.7	216.4	239.3	65.8	66.0	65.9	66.1	230.70	30.29	6987.90
2006/11/22	21:57:00	1197.8	899.8	277.3	286.5	245.2	250.0	546.7	447.6	254.9	256.1	216.4	239.4	66.6	65.1	67.0	65.4	230.50	30.29	6981.85
2006/11/22	21:58:00	1197.7	900.5	277.2	286.7	245.5	249.9	545.2	505.5	255.3	256.2	216.5	239.3	65.9	64.6	66.6	65.0	230.60	30.29	6984.87
2006/11/22	21:59:00	1198.4	902.7	277.1	286.4	245.1	250.2	545.6	542.7	255.1	256.4	216.5	239.3	66.0	64.3	66.3	65.2	230.70	30.29	6987.90
2006/11/22	22:00:00	1198.1	900.3	277.3	285.9	246.2	250.4	545.4	437.0	255.3	256.4	216.5	239.3	66.3	65.1	66.3	65.5	230.70	30.29	6987.90
2006/11/22	22:01:00	1197.6	902.2	277.1	287.3	245.1	250.4	545.2	448.3	254.9	256.5	216.5	239.3	66.4	65.9	66.6	65.1	230.70	30.29	6990.21
2006/11/22	22:02:00	1197.2	900.1	277.1	287.1	245.1	250.5	546.8	425.0	254.9	256.4	216.5	239.3	65.5	66.2	66.4	64.6	230.70	30.29	6987.90
2006/11/22	22:03:00	1196.9	902.6	277.3	286.9	245.5	250.5	546.2	604.6	255.2	256.9	216.5	239.3	64.6	66.6	66.4	66.0	230.70	30.29	6990.21
2006/11/22	22:04:00	1198.4	901.4	277.3	286.5	246.3	250.4	546.5	470.0	255.3	256.9	216.4	239.3	65.9	65.6	66.4	65.9	230.70	30.29	6987.90
2006/11/22	22:05:00	1197.6	901.4	277.2	286.9	245.0	250.5	546.8	425.5	255.3	256.9	216.4	239.3	65.2	65.5	66.8	66.0	230.70	30.29	6987.90
2006/11/22	22:06:00	1197.6	899.7	277.4	287.2	245.5	250.4	546.0	428.7	254.7	256.4	216.5	239.3	65.9	64.0	66.6	64.4	230.70	30.29	6987.90
2006/11/22	22:07:00	1198.0	902.0	277.3	287.4	245.0	250.4	546.2	432.3	255.7	256.5	216.4	239.3	66.3	65.4	66.4	64.6	230.70	30.28	6987.90
2006/11/22	22:08:00	1198.5	901.9	277.2	285.9	244.8	250.7	545.9	568.7	255.4	256.4	216.5	239.3	66.6	64.6	66.6	65.1	230.70	30.29	6987.90
2006/11/22	22:09:00	1198.5	898.9	277.3	285.2	243.9	250.2	546.8	497.8	255.3	256.2	216.4	239.3	66.3	64.6	66.3	64.8	230.70	30.29	6990.21
2006/11/22	22:10:00	1199.1	900.3	277.3	285.9	244.8	250.4	546.7	553.2	255.2	256.5	216.7	239.3	66.6	65.9	66.2	65.0	230.70	30.29	6990.21
2006/11/22	22:11:00	1198.1	901.4	277.4	287.2	245.1	250.7	545.9	446.8	255.9	256.7	216.4	239.4	66.4	66.0	67.1	65.5	230.70	30.29	6990.21
2006/11/22	22:12:00	1198.1	900.3	277.4	286.7	245.0	250.7	547.1	452.5	255.4	257.2	216.5	239.3	65.2	65.3	67.2	66.1	230.70	30.27	6983.29
2006/11/22	22:13:00	1198.4	899.9	277.4	285.9	244.9	250.4	545.9	408.6	255.6	256.9	216.2	239.4	66.2	65.9	66.4	65.7	230.70	30.29	6990.21
2006/11/22	22:14:00	1198.6	900.4	277.4	286.0	244.2	250.7	546.3	561.4	254.9	256.4	216.7	239.4	66.2	63.8	66.6	64.6	230.70	30.29	6990.21
2006/11/22	22:15:00	1198.3	900.9	277.5	287.4	244.9	250.7	546.7	373.6	254.6	256.4	217.0	239.5	65.7	63.7	67.2	63.7	230.60	30.29	6984.87
2006/11/22	22:16:00	1198.1	901.6	277.7	287.1	245.3	250.4	546.9	410.3	255.1	256.4	217.0	239.5	65.1	64.3	66.6	64.0	230.70	30.29	6987.90
2006/11/22	22:17:00	1198.8	899.1	277.5	286.3	245.2	250.7	547.9	495.8	255.1	256.4	216.7	239.4	65.7	63.7	66.0	64.6	230.70	30.29	6990.21
2006/11/22	22:18:00	1198.7	899.1	277.6	286.4	246.1	250.7	547.7	351.5	255.4	256.5	216.5	239.4	65.4	64.8	66.4	65.1	230.70	30.29	6987.90
2006/11/22	22:19:00	1198.1	902.1	277.6	287.3	245.9	250.5	546.7	445.5	255.4	256.7	216.5	239.5	65.1	65.1	66.6	65.6	230.70	30.29	6987.90
2006/11/22	22:20:00	1198.0	901.1	277.6	286.4	245.6	250.4	545.7	441.3	255.6	256.9	216.7	239.5	65.6	65.5	66.8	65.7	230.70	30.29	6987.90
2006/11/22	22:21:00	1198.3	897.4	277.7	285.7	245.4	250.7	546.4	381.4	255.1	256.2	216.7	239.5	66.3	65.0	66.4	64.8	230.70	30.29	6987.90
2006/11/22	22:22:00	1198.5	901.4	277.5	287.4	245.7	251.0	546.8	435.5	254.7	256.4	217.0	239.5	66.2	65.0	66.4	64.2	230.70	30.29	6990.21
2006/11/22	22:23:00	1197.8	901.6	277.7	286.9	245.1	251.0	546.9	442.3	255.6	256.7	216.5	239.5	66.2	66.4	66.6	65.9	230.70	30.29	6987.90
2006/11/22	22:24:00	1198.6	902.2	277.4	286.9	245.1	250.9	546.8	440.4	254.9	256.4	216.5	239.5	65.8	64.3	66.4	65.0	230.70	30.29	6990.21
2006/11/22	22:25:00	1197.6	901.4	277.6	287.5															

Heat Rise Run

Rerun

Date	Time	TC1	TC2	TC3	TC4	TC5	TC6	TC7	TC8	TC9	TC10	TC11	TC12	TC13	TC14	TC15	TC16	VDC	Amps	Watts
2006/11/22	22:29:00	1199.1	898.4	277.6	286.2	245.3	250.8	546.7	478.5	255.3	256.4	216.9	239.5	66.6	64.3	67.0	64.3	230.70	30.29	6987.90
2006/11/22	22:30:00	1198.5	901.1	277.7	285.6	244.8	250.7	547.9	451.9	255.4	256.9	216.5	239.5	65.0	65.7	66.4	65.4	230.70	30.29	6987.90
2006/11/22	22:31:00	1197.9	899.7	277.5	287.6	245.3	250.9	547.0	395.3	255.4	256.7	216.7	239.5	67.5	65.5	66.0	65.0	230.60	30.29	6984.87
2006/11/22	22:32:00	1198.1	901.1	277.6	286.9	245.3	250.4	547.6	537.6	255.3	256.7	216.7	239.5	64.3	65.5	66.1	65.5	230.70	30.29	6987.90
2006/11/22	22:33:00	1198.1	901.1	277.6	286.0	246.1	250.4	546.9	424.3	255.4	256.9	216.5	239.5	65.1	65.7	66.3	65.8	230.70	30.29	6987.90
2006/11/22	22:34:00	1197.3	901.7	277.8	287.0	245.6	250.8	546.7	337.6	255.4	256.5	216.5	239.5	64.8	64.6	66.3	65.8	230.70	30.29	6987.90
2006/11/22	22:35:00	1197.2	904.1	277.6	286.5	245.4	250.7	546.7	426.3	255.6	256.9	216.7	239.5	64.4	64.6	65.9	65.4	230.70	30.29	6990.21
2006/11/22	22:36:00	1197.2	903.5	277.6	287.5	245.0	250.4	546.3	407.1	254.9	256.7	217.0	239.5	64.4	64.2	66.0	64.2	230.70	30.29	6990.21
2006/11/22	22:37:00	1197.7	897.9	277.5	287.0	245.5	250.7	547.7	543.8	254.9	256.2	216.9	239.5	65.1	64.0	65.4	63.9	230.70	30.29	6987.90
2006/11/22	22:38:00	1198.5	905.0	277.7	286.7	245.3	250.8	547.4	455.4	255.3	256.7	216.7	239.5	65.0	65.5	65.7	64.8	230.70	30.29	6987.90
2006/11/22	22:39:00	1198.6	901.7	277.8	287.1	245.2	250.9	547.0	400.0	255.9	256.7	216.5	239.5	66.3	65.5	66.2	66.3	230.80	30.29	6990.93
2006/11/22	22:40:00	1197.4	902.0	277.8	287.5	245.4	250.7	547.4	402.5	255.7	256.9	216.7	239.6	65.7	64.8	66.6	66.3	230.60	30.29	6984.87
2006/11/22	22:41:00	1197.7	901.6	277.6	286.2	246.2	250.7	548.0	458.1	255.7	256.9	216.9	239.6	65.5	64.6	65.2	65.2	230.70	30.29	6987.90
2006/11/22	22:42:00	1197.6	901.3	277.6	286.5	245.8	251.0	546.0	464.5	255.4	256.7	216.9	239.6	64.8	64.0	66.6	65.5	230.70	30.29	6987.90
2006/11/22	22:43:00	1197.9	900.9	277.8	286.3	246.3	250.7	547.2	572.1	255.7	256.7	216.7	239.5	64.3	64.4	66.4	65.9	230.80	30.29	6990.93
2006/11/22	22:44:00	1198.5	902.8	277.8	286.7	245.9	250.7	549.4	475.3	255.4	257.0	216.4	239.5	64.4	66.2	65.2	65.1	230.70	30.29	6987.90
2006/11/22	22:45:00	1199.4	897.9	277.8	287.0	245.7	250.9	547.9	539.3	254.9	256.4	216.4	239.5	65.3	65.0	65.8	65.3	230.70	30.29	6987.90
2006/11/22	22:46:00	1199.4	900.0	277.6	287.0	245.4	250.7	547.4	543.9	255.4	256.9	216.7	239.6	65.6	64.2	65.3	64.2	230.70	30.29	6987.90
2006/11/22	22:47:00	1198.5	901.7	277.8	286.8	246.4	250.7	547.0	403.8	254.7	256.7	216.7	239.6	65.5	64.6	65.0	64.3	230.70	30.29	6987.90
2006/11/22	22:48:00	1198.4	901.4	277.7	287.2	246.2	251.2	547.6	529.1	255.3	256.7	216.7	239.6	64.6	66.3	66.2	64.8	230.70	30.29	6987.90
2006/11/22	22:49:00	1198.4	904.4	277.7	287.0	246.1	251.3	547.8	420.7	255.6	256.9	216.7	239.6	64.6	65.7	65.7	66.0	230.70	30.29	6987.90
2006/11/22	22:50:00	1198.4	901.6	277.6	287.0	245.8	251.3	546.2	416.7	255.3	256.7	216.7	239.6	65.3	66.1	66.1	64.8	230.70	30.29	6987.90
2006/11/22	22:51:00	1198.8	896.4	277.8	287.3	246.0	250.9	546.5	454.3	255.4	256.7	216.5	239.6	64.6	65.1	66.0	65.4	230.70	30.29	6987.90
2006/11/22	22:52:00	1199.1	900.6	277.8	285.2	245.6	250.7	547.9	443.0	255.1	256.7	216.7	239.6	64.8	65.6	65.5	64.8	230.70	30.29	6987.90
2006/11/22	22:53:00	1198.7	899.0	277.9	287.2	244.9	250.9	546.2	423.4	255.2	257.2	216.7	239.6	65.0	65.1	65.9	64.8	230.70	30.29	6990.21
2006/11/22	22:54:00	1198.7	902.7	277.9	286.7	244.8	250.7	547.3	410.6	255.9	257.4	216.7	239.7	65.2	64.6	66.6	66.0	230.70	30.29	6987.90
2006/11/22	22:55:00	1198.5	903.1	277.8	285.9	244.7	250.5	547.5	413.3	255.4	257.4	216.7	239.7	64.8	66.3	66.2	65.1	230.70	30.29	6987.90
2006/11/22	22:56:00	1198.4	899.9	277.8	285.9	245.4	250.4	547.7	549.2	255.7	257.2	216.7	239.7	65.4	66.3	66.0	65.7	230.70	30.29	6990.21
2006/11/22	22:57:00	1198.4	900.9	277.7	286.2	245.2	251.0	547.8	556.9	255.3	257.0	216.7	239.6	65.4	66.2	66.4	66.0	230.70	30.29	6987.90
2006/11/22	22:58:00	1198.0	901.4	277.9	287.2	245.5	251.0	546.8	456.0	255.4	257.2	216.5	239.6	65.4	65.9	65.2	65.2	230.70	30.29	6987.90
2006/11/22	22:59:00	1199.1	901.6	277.9	286.0	245.8	250.9	546.4	486.0	254.6	256.7	216.7	239.7	65.8	66.0	65.3	64.8	230.70	30.29	6990.21
2006/11/22	23:00:00	1198.7	901.6	277.8	286.9	246.5	251.2	547.2	455.9	255.4	256.7	216.7	239.7	65.6	65.9	66.0	65.6	230.70	30.29	6987.90
2006/11/22	23:01:00	1199.6	898.1	277.8	286.2	245.8	251.2	547.0	435.0	255.3	256.9	216.7	239.7	66.0	66.0	65.9	65.7	230.70	30.29	6990.21
2006/11/22	23:02:00	1198.5	898.9	277.7	285.7	245.1	250.7	546.3	454.7	255.4	257.0	216.7	239.7	64.6	66.1	66.0	65.1	230.70	30.29	6987.90
2006/11/22	23:03:00	1198.3	903.8	277.9	285.7	245.7	250.5	547.1	398.2	255.6	257.2	217.0	239.7	64.6	64.4	65.9	65.3	230.70	30.29	6987.90
2006/11/22	23:04:00	1197.4	901.4	277.9	287.4	246.0	250.8	548.4	395.8	255.4	256.9	217.0	239.8	66.1	65.2	67.1	65.2	230.70	30.28	6988.62
2006/11/22	23:05:00	1197.6	904.0	278.1	287.3	246.1	251.2	547.1	382.6	256.5	257.2	217.0	239.8	64.8	66.2	66.3	66.1	230.70	30.29	6987.90
2006/11/22	23:06:00	1197.7	901.1	278.0	286.3	246.0	250.9	547.6	462.9	255.1	257.2	217.0	239.9	65.4	65.3	66.4	65.0	230.70	30.29	6987.90
2006/11/22	23:07:00	1197.7	902.6	278.0	286.9	245.4	250.7	548.8	423.2	255.7	257.2	216.9	239.9	64.8	65.9	65.6	64.8	230.70	30.29	6987.90
2006/11/22	23:08:00	1197.6	902.6	277.8	287.3	246.4	250.7	548.4	400.3	255.9	257.5	217.0	239.9	64.6	66.6	66.3	65.8	230.70	30.29	6990.21
2006/11/22	23:09:00	1197.6	900.8	278.2	286.2	246.1	251.2	548.3	560.4	255.9	257.4	217.2	240.0	66.6	66.3	67.2	65.6	230.70	30.29	6987.90
2006/11/22	23:10:00	1197.7	900.6	278.4	287.5	246.0	251.2	547.8	468.9	256.2	257.5	217.0	240.0	66.6	66.2	66.0	65.7	230.70	30.29	6987.90
2006/11/22	23:11:00	1197.6	901.0	278.4	287.1	245.9	250.9	548.8	396.7	255.9	257.4	217.0	240.1	66.6	64.8	65.8	65.0	230.70	30.29	6987.90
2006/11/22	23:12:00	1198.5	900.5	278.3	286.4	246.5	251.2	547.3	422.9	256.2	257.2	217.2	240.1	66.8	64.8	67.0	65.3	230.70	30.29	6990.21
2006/11/22	23:13:00	1197.9	899.2	278.3	287.5	245.5	251.2	548.7	424.5	256.7	257.5	217.0	240.0	65.9	66.6	67.2	66.3	230.80	30.29	6990.93
2006/11/22	23:14:00	1198.5	899.7	278.2	285.9	246.5	250.7	547.3	486.9	256.4	257.7	217.0	240.1	66.1	65.4	66.2	65.9	230.70	30.29	6987.90
2006/11/22	23:15:00	1198.3	900.1	278.3	287.3	245.6	251.4	547.9	410.8	256.2	257.7	217.2	240.1	65.4	65.7	67.3	65.3	230.70	30.29	6987.90
2006/11/22	23:16:00	1198.5	901.1	278.2	287.6	245.8	250.9	546.4	438.7	256.2	257.4	217.2	240.1	67.0	65.8	66.6	65.6	230.70	30.29	6987.90
2006/11/22	23:17:00	1197.6	900.4	278.5	287.8	245.4	251.7	548.6	418.8	255.7	257.7	217.3	240.1	67.2	66.3	67.1	65.5	230.70	30.29	6987.90
2006/11/22	23:18:00	1197.4	900.5	278.3	287.3	245.7	251.5	548.4	427.2	256.9	257.7	217.0	240.2	67.2	66.8	66.6	66.3	230.70	30.29	6990.21
2006/11/22	23:19:00	1198.6	903.1	278.4	286.9	246.6	251.6	548.6	463.4	256.7	257.7	217.3	240.3	65.9	66.8	67.0	65.9	230.70	30.29	6987.90
2006/11/22	23:20:00	1198.4	902.8	278.5	287.7	245.8	252.0	547.8	402.9	256.9	257.9	217.2	240.2	65.8	65.5	66.8	65.9	230.70	30.29	6987.90
2006/11/22	23:21:00	1199.0	901.3	278.8	286.9	246.2	251.6	548.0	436.3	256.7	258.0	217.2	240.2	65.9	66.3	66.2	66.2	230.70	30.29	6990.21
2006/11/22	23:22:00	1198.4	905.4	278.6	288.2	247.4	251.8	547.4	427.1	256.4	258.3	217.5	240.3	65.8	66.3	66.6	66.1	230.70	30.29	6987.90
2006/11/22	23:23:00	1198.5	899.8	278.7	288.4	2														

Heat Rise Run

Rerun

	Date	Time	TC1	TC2	TC3	TC4	TC5	TC6	TC7	TC8	TC9	TC10	TC11	TC12	TC13	TC14	TC15	TC16	VDC	Amps	Watts
3-640 for Model AOS-025, AOS-050, and AOS-100 Transport Packages, Rev. G, July 27, 2012 (Docket No. 71-9316)	2006/11/22	23:27:00	1199.2	901.4	278.8	286.7	246.4	251.7	548.9	429.8	257.2	258.3	217.2	240.3	65.7	67.0	67.1	66.6	230.80	30.29	6990.93
	2006/11/22	23:28:00	1198.8	902.4	278.7	287.7	247.0	252.0	548.4	376.8	256.7	258.2	217.3	240.3	65.8	66.4	67.0	66.8	230.80	30.30	6993.24
	2006/11/22	23:29:00	1198.4	900.4	278.8	287.0	246.8	251.8	547.5	420.9	256.7	258.2	217.3	240.3	65.8	66.8	67.0	66.8	230.80	30.30	6993.24
	2006/11/22	23:30:00	1197.6	902.9	278.6	287.0	246.9	251.6	548.8	393.6	256.9	258.5	217.2	240.3	66.6	66.3	66.8	66.6	230.80	30.29	6990.93
	2006/11/22	23:31:00	1199.4	903.5	278.7	286.7	246.1	251.7	548.4	462.0	256.9	258.7	217.3	240.2	65.6	67.3	66.6	66.8	230.80	30.30	6993.24
	2006/11/22	23:32:00	1198.8	903.1	278.7	287.5	246.4	251.4	547.5	397.9	256.5	258.4	217.5	240.2	66.2	66.8	66.0	65.8	230.70	30.29	6987.90
	2006/11/22	23:33:00	1198.9	901.4	278.6	287.9	246.1	251.8	548.1	473.9	256.9	257.9	217.5	240.3	67.5	66.8	65.9	65.9	230.80	30.29	6990.93
	2006/11/22	23:34:00	1199.2	902.9	278.8	287.1	245.5	251.8	547.9	360.0	256.5	258.5	217.5	240.3	66.1	67.5	66.1	66.6	230.70	30.29	6987.90
	2006/11/22	23:35:00	1199.6	899.9	278.8	287.7	246.7	252.0	546.5	431.5	256.7	258.3	217.3	240.3	65.8	67.2	66.1	66.6	230.70	30.29	6987.90
	2006/11/22	23:36:00	1199.4	900.8	278.7	287.2	246.8	251.7	549.1	390.8	257.5	258.4	217.3	240.3	65.9	67.3	66.2	66.2	230.70	30.29	6987.90
	2006/11/22	23:37:00	1199.4	901.1	278.7	287.3	246.0	251.2	549.2	401.1	257.2	258.3	217.5	240.3	65.6	66.8	66.2	66.3	230.70	30.29	6987.90
	2006/11/22	23:38:00	1198.7	901.0	278.8	287.1	246.0	251.9	548.1	434.8	257.2	257.9	217.7	240.2	65.8	65.8	66.6	65.9	230.70	30.29	6987.90
	2006/11/22	23:39:00	1198.0	901.1	278.7	287.1	247.1	251.7	549.2	401.6	256.9	258.2	217.7	240.2	66.8	65.8	67.3	66.1	230.70	30.29	6990.21
	2006/11/22	23:40:00	1198.4	901.4	278.9	287.2	245.4	251.2	547.6	538.7	257.2	258.4	217.5	240.3	66.2	66.8	66.8	66.6	230.80	30.30	6993.24
	2006/11/22	23:41:00	1198.6	902.4	278.8	287.3	246.0	251.4	548.3	462.3	257.2	258.4	217.7	240.3	66.3	65.6	66.1	65.6	230.70	30.29	6990.21
	2006/11/22	23:42:00	1197.7	902.8	278.6	286.8	245.7	251.6	547.9	409.9	256.7	258.3	217.7	240.3	67.1	65.2	66.1	65.6	230.80	30.30	6993.24
	2006/11/22	23:43:00	1197.6	902.0	278.8	287.4	246.1	252.1	547.9	409.9	256.1	258.2	217.7	240.3	65.8	65.1	66.3	65.6	230.70	30.29	6990.21
	2006/11/22	23:44:00	1199.0	902.1	278.9	287.1	245.8	251.8	547.9	508.0	257.4	258.6	217.5	240.3	65.8	67.1	66.1	66.6	230.70	30.29	6990.21
	2006/11/22	23:45:00	1198.3	901.9	278.9	286.5	245.0	251.8	548.1	501.0	257.7	258.4	217.7	240.4	64.8	66.8	66.2	66.6	230.70	30.29	6987.90
	2006/11/22	23:46:00	1198.5	904.4	279.1	287.8	245.3	252.1	549.4	419.5	257.2	258.5	217.7	240.4	65.3	67.2	66.0	66.6	230.70	30.29	6987.90
	2006/11/22	23:47:00	1199.1	902.4	278.8	287.6	246.8	251.3	546.8	407.0	256.7	258.2	217.5	240.3	66.2	65.8	66.8	66.4	230.70	30.29	6987.90
	2006/11/22	23:48:00	1198.7	903.5	278.8	287.8	246.2	251.7	547.7	390.0	256.5	258.2	217.7	240.3	65.4	65.4	67.3	65.6	230.70	30.29	6987.90
	2006/11/22	23:49:00	1198.7	900.0	278.8	287.1	245.6	251.9	548.8	400.8	256.5	258.0	217.7	240.2	65.6	65.7	66.4	65.6	230.70	30.29	6987.90
	2006/11/22	23:50:00	1198.4	901.9	278.8	287.2	245.5	251.4	547.7	381.6	256.5	257.7	217.7	240.2	66.8	66.0	65.8	66.2	230.70	30.29	6987.90
	2006/11/22	23:51:00	1198.8	900.2	278.9	286.8	245.2	251.7	547.8	432.0	257.2	258.2	217.5	240.2	65.8	66.1	65.9	66.0	230.70	30.29	6987.90
	2006/11/22	23:52:00	1198.6	900.6	278.9	287.6	246.1	251.4	548.6	395.4	257.2	258.3	217.7	240.3	65.3	66.2	66.1	66.6	230.70	30.29	6987.90
	2006/11/22	23:53:00	1198.6	901.7	278.9	287.1	245.6	252.1	548.6	415.0	256.7	257.9	217.8	240.3	67.0	67.0	66.6	66.4	230.60	30.29	6984.87
	2006/11/22	23:54:00	1198.6	901.0	278.9	285.7	245.5	251.9	548.9	408.8	257.0	258.0	217.7	240.3	65.9	66.0	66.6	65.9	230.60	30.28	6984.87
	2006/11/22	23:55:00	1199.1	898.4	278.8	287.5	246.3	251.9	548.9	453.0	257.2	258.2	217.7	240.3	64.8	65.7	66.4	65.7	230.70	30.29	6987.90
	2006/11/22	23:56:00	1199.9	897.4	278.8	286.2	246.2	251.5	547.2	431.8	256.4	257.8	217.5	240.3	64.6	65.8	66.2	66.1	230.70	30.29	6987.90
	2006/11/22	23:57:00	1199.7	900.8	278.7	287.4	246.0	251.5	548.1	373.1	256.9	258.2	217.8	240.2	65.7	65.4	66.1	65.8	230.70	30.29	6987.90
	2006/11/22	23:58:00	1198.7	902.1	278.6	287.6	245.2	251.4	547.6	346.6	256.1	257.7	218.0	240.3	66.3	65.0	66.6	64.6	230.70	30.29	6987.90
	2006/11/22	23:59:00	1199.2	901.7	278.7	287.1	245.6	251.2	546.8	463.3	256.2	257.5	218.0	240.3	67.1	65.4	67.0	64.8	230.70	30.29	6987.90
	2006/11/23	00:00:00	1199.4	898.4	278.8	287.4	246.0	251.6	548.0	440.2	256.7	257.8	217.8	240.3	65.8	65.1	66.6	65.7	230.70	30.29	6987.90
	2006/11/23	00:01:00	1199.2	901.6	278.7	287.6	245.4	250.9	547.2	410.0	256.7	258.2	217.7	240.3	66.2	65.1	65.9	65.9	230.70	30.28	6985.60
	2006/11/23	00:02:00	1199.1	903.1	278.5	287.0	245.4	251.8	547.2	436.1	256.2	257.8	217.7	240.2	67.3	65.5	65.7	64.8	230.70	30.29	6987.90
	2006/11/23	00:03:00	1199.0	900.4	278.6	287.3	245.4	251.4	548.2	477.7	255.9	257.8	217.5	240.2	65.8	65.6	67.0	65.5	230.70	30.29	6987.90
	2006/11/23	00:04:00	1199.5	902.5	278.8	287.9	246.2	251.4	548.3	380.6	256.9	258.2	217.5	240.3	64.3	65.9	66.1	66.1	230.70	30.29	6987.90
	2006/11/23	00:05:00	1198.7	902.6	278.9	287.1	246.4	251.5	548.7	395.9	256.9	258.2	217.7	240.2	63.7	66.0	66.3	65.7	230.70	30.28	6985.60
	2006/11/23	00:06:00	1198.1	903.1	278.9	287.7	246.2	251.5	548.2	411.6	256.4	258.3	217.8	240.2	66.0	65.7	66.8	66.0	230.70	30.29	6987.90
	2006/11/23	00:07:00	1198.6	903.1	278.6	287.0	246.2	251.4	547.3	438.4	255.9	258.2	217.7	240.2	65.2	65.4	66.0	65.4	230.70	30.29	6990.21
	2006/11/23	00:08:00	1199.4	902.0	278.7	287.6	245.5	251.3	547.8	519.0	256.5	258.2	217.7	240.3	64.4	65.4	65.6	65.9	230.70	30.29	6987.90
	2006/11/23	00:09:00	1198.7	899.6	278.9	287.5	246.2	251.5	547.5	405.6	256.5	258.2	217.8	240.3	65.9	64.6	66.0	65.4	230.70	30.29	6987.90
	2006/11/23	00:10:00	1198.8	905.0	278.7	287.1	245.9	251.2	548.6	423.8	256.7	257.8	217.7	240.2	65.9	65.3	66.8	65.1	230.60	30.29	6984.87
	2006/11/23	00:11:00	1199.4	903.0	278.7	287.1	245.5	251.7	548.0	463.8	256.2	257.9	217.7	240.3	66.2	66.1	67.2	65.5	230.70	30.29	6987.90
	2006/11/23	00:12:00	1198.5	902.4	278.9	287.0	246.6	251.5	548.4	399.3	256.4	258.0	217.7	240.3	65.4	66.2	66.2	65.6	230.70	30.29	6990.21
	2006/11/23	00:13:00	1199.																		

Heat Rise Run Rerun

Date	Time	TC1	TC2	TC3	TC4	TC5	TC6	TC7	TC8	TC9	TC10	TC11	TC12	TC13	TC14	TC15	TC16	VDC	Amps	Watts
2006/11/23	00:25:00	1198.6	901.4	278.7	287.8	245.7	251.8	548.9	404.6	256.2	257.8	217.7	240.4	64.6	65.2	66.1	64.8	230.70	30.29	6987.90
2006/11/23	00:26:00	1198.1	900.4	278.8	287.5	246.2	251.5	549.2	407.1	256.5	258.2	218.0	240.4	64.3	65.1	66.3	65.0	230.70	30.29	6987.90
2006/11/23	00:27:00	1198.7	904.1	278.9	286.8	245.9	251.5	548.8	421.0	256.2	258.0	217.8	240.4	65.8	65.9	66.3	65.8	230.70	30.29	6987.90
2006/11/23	00:28:00	1198.9	903.4	278.9	287.1	246.2	251.5	548.0	499.2	256.7	258.0	217.7	240.4	66.1	65.3	67.3	65.0	230.70	30.29	6987.90
2006/11/23	00:29:00	1198.5	901.7	278.9	287.1	246.1	251.6	548.2	392.1	256.4	258.2	217.7	240.4	65.5	66.1	66.6	65.7	230.70	30.29	6987.90
2006/11/23	00:30:00	1198.6	901.6	278.8	287.2	246.1	251.5	547.6	369.5	255.9	257.9	217.8	240.4	65.7	64.6	66.3	64.8	230.70	30.29	6987.90
2006/11/23	00:31:00	1198.4	902.7	278.9	285.9	245.6	251.3	548.4	385.0	255.2	257.7	218.0	240.4	65.6	65.6	65.6	64.3	230.70	30.29	6987.90
2006/11/23	00:32:00	1197.6	905.4	278.9	287.8	245.0	251.5	548.9	386.2	255.9	258.0	218.0	240.4	65.3	65.4	66.0	66.1	230.70	30.29	6987.90
2006/11/23	00:33:00	1197.6	902.1	278.9	287.2	246.0	251.5	546.4	428.0	256.7	258.0	217.7	240.4	65.0	66.2	66.4	65.4	230.70	30.29	6987.90
2006/11/23	00:34:00	1198.1	903.9	278.9	287.3	245.2	251.4	548.1	415.1	256.7	258.0	218.0	240.4	64.8	66.2	66.3	65.3	230.70	30.29	6987.90
2006/11/23	00:35:00	1199.1	900.4	278.9	287.3	246.1	251.5	548.2	478.7	255.7	257.9	218.0	240.4	66.3	65.3	66.6	64.6	230.70	30.29	6987.90
2006/11/23	00:36:00	1199.0	903.8	279.1	286.8	245.4	251.3	547.3	497.2	256.4	258.0	218.0	240.4	64.6	65.9	65.9	65.8	230.80	30.29	6990.93
2006/11/23	00:37:00	1198.6	903.4	278.9	287.7	245.5	251.7	548.4	414.3	256.4	258.0	218.0	240.4	65.0	66.2	65.9	65.4	230.70	30.29	6987.90
2006/11/23	00:38:00	1198.4	902.0	278.9	287.7	245.3	251.6	547.6	414.3	256.5	258.3	217.8	240.4	64.6	66.1	66.1	65.5	230.70	30.29	6987.90
2006/11/23	00:39:00	1198.1	902.5	279.1	287.6	246.2	251.6	548.6	518.7	256.9	258.5	217.7	240.4	65.6	66.2	66.6	66.3	230.70	30.29	6990.21
2006/11/23	00:40:00	1198.1	903.5	279.1	286.8	247.1	251.6	548.9	424.2	256.9	258.4	218.0	240.6	65.0	64.8	66.8	65.9	230.70	30.29	6990.21
2006/11/23	00:41:00	1198.1	901.6	279.1	286.9	245.7	251.6	547.9	485.5	256.5	258.4	218.2	240.6	64.8	65.5	66.3	63.7	230.70	30.29	6990.21
2006/11/23	00:42:00	1199.2	899.5	278.5	285.9	245.4	250.9	548.0	366.3	256.2	258.2	218.0	240.6	65.1	66.6	65.4	64.0	230.70	30.29	6990.21
2006/11/23	00:43:00	1198.6	904.1	279.2	287.1	245.3	251.7	549.9	410.6	256.4	258.2	218.0	240.6	66.4	65.0	66.8	65.9	230.70	30.29	6987.90
2006/11/23	00:44:00	1198.5	902.0	279.1	287.0	246.3	251.5	548.4	435.0	256.4	258.2	218.0	240.6	66.2	65.7	67.0	65.9	230.60	30.28	6984.87
2006/11/23	00:45:00	1198.5	902.9	279.1	287.6	245.0	252.0	548.4	407.1	257.0	258.4	218.0	240.4	66.2	66.0	66.4	66.4	230.70	30.28	6985.60
2006/11/23	00:46:00	1198.4	901.3	279.2	286.8	245.3	252.0	549.2	406.1	256.9	258.2	218.0	240.6	65.7	66.4	66.3	65.6	230.70	30.29	6987.90
2006/11/23	00:47:00	1198.6	900.0	279.3	286.9	245.5	251.5	549.1	472.7	255.9	258.2	217.8	240.6	66.2	65.2	66.3	65.4	230.40	30.26	6971.90
2006/11/23	00:48:00	1199.1	901.6	279.1	287.5	245.1	252.0	548.8	417.2	256.7	258.5	218.0	240.6	66.3	66.6	66.1	65.7	230.70	30.28	6985.60
2006/11/23	00:49:00	1198.8	902.8	278.9	287.4	245.0	251.5	548.1	445.3	256.2	258.3	218.0	240.6	65.4	65.8	65.8	65.5	230.70	30.28	6985.60
2006/11/23	00:50:00	1199.2	903.4	279.2	287.2	246.1	251.7	549.4	439.0	256.5	258.2	218.0	240.6	65.3	65.2	66.4	66.2	230.70	30.29	6987.90
2006/11/23	00:51:00	1198.8	903.0	279.1	287.0	246.1	251.9	547.2	415.8	256.7	258.2	218.2	240.6	64.8	65.5	65.8	66.2	230.70	30.29	6987.90
2006/11/23	00:52:00	1199.2	900.8	279.2	286.9	245.8	251.5	549.2	416.9	256.5	258.2	217.7	240.6	64.1	65.3	66.0	65.6	230.70	30.29	6987.90
2006/11/23	00:53:00	1198.5	903.0	279.1	287.2	245.6	251.9	547.8	398.8	257.4	258.6	217.7	240.6	63.6	66.6	65.7	65.7	230.60	30.28	6982.57
2006/11/23	00:54:00	1199.4	900.2	279.2	287.1	245.4	251.5	548.1	507.2	256.9	258.5	217.7	240.6	65.4	64.6	66.1	65.8	230.70	30.29	6990.21
2006/11/23	00:55:00	1198.6	898.9	279.4	287.5	245.9	251.5	549.7	418.5	256.7	258.2	218.0	240.6	66.1	65.6	66.8	65.2	230.70	30.29	6990.21
2006/11/23	00:56:00	1199.0	900.0	279.3	285.9	246.8	251.7	547.4	434.1	256.2	258.2	217.7	240.6	65.2	64.8	66.3	65.2	230.70	30.29	6990.21
2006/11/23	00:57:00	1198.6	900.8	279.2	286.7	246.8	251.7	546.7	424.5	256.7	258.2	218.0	240.6	65.0	65.0	66.1	65.6	230.70	30.28	6988.62
2006/11/23	00:58:00	1198.9	899.3	279.3	287.2	246.2	251.9	549.4	441.4	256.2	258.2	218.0	240.6	65.5	65.4	66.3	65.0	230.70	30.29	6987.90
2006/11/23	00:59:00	1199.7	895.7	279.2	286.8	246.7	251.2	549.2	479.9	256.7	258.2	217.8	240.6	65.3	65.8	65.5	65.5	230.70	30.29	6990.21
2006/11/23	01:00:00	1198.7	902.1	278.9	287.4	246.3	251.8	548.8	425.6	257.2	258.3	218.0	240.6	65.5	64.4	66.6	66.4	230.60	30.29	6984.87
2006/11/23	01:01:00	1198.5	901.0	279.3	287.9	246.4	251.7	549.2	425.0	256.9	258.4	218.0	240.6	65.8	65.7	66.4	66.2	230.70	30.29	6987.90
2006/11/23	01:02:00	1197.4	904.1	279.3	287.2	246.7	252.0	550.0	414.3	257.0	258.7	218.0	240.7	66.2	66.1	66.2	66.3	230.70	30.29	6987.90
2006/11/23	01:03:00	1197.8	902.5	279.3	287.8	246.4	251.8	548.3	511.5	257.0	258.6	218.0	240.7	65.6	66.3	66.0	66.2	230.70	30.29	6987.90
2006/11/23	01:04:00	1198.7	900.4	279.1	288.1	246.2	252.1	547.4	378.8	257.0	258.7	218.0	240.8	64.8	66.2	65.9	65.7	230.70	30.29	6987.90
2006/11/23	01:05:00	1198.1	899.5	279.3	287.4	247.6	251.7	548.3	415.0	256.9	258.3	218.0	240.8	64.3	65.6	66.3	65.8	230.70	30.29	6987.90
2006/11/23	01:06:00	1199.5	895.9	279.2	287.0	245.8	251.7	547.1	514.6	256.7	258.3	218.0	240.8	64.6	65.0	65.7	65.8	230.70	30.29	6987.90
2006/11/23	01:07:00	1199.2	900.8	279.2	287.3	246.3	250.9	548.1	390.1	256.7	258.4	218.2	240.8	65.9	64.3	66.1	65.2	230.70	30.29	6987.90
2006/11/23	01:08:00	1199.4	901.4	279.4	287.2	245.0	251.6	548.7	419.3	257.0	258.2	218.2	240.9	65.7	65.2	66.0	65.5	230.70	30.29	6987.90
2006/11/23	01:09:00	1199.2	900.6	279.3	287.4	245.0	251.9	548.8	376.3	256.7	258.2	218.3	240.9	66.8	65.8	66.0	65.2	230.70	30.29	6987.90
2006/11/23	01:10:00	1199.4	901.4	279.4	287.0	246.3	252.0	548.8	374.7	257.0	258.2	218.3	240.9	66.0	66.0	66.8	65.9	230.70	30.29	6987.90
2006/11/23	01:11:00	1198.9	897.6	279.4	286.7	246.2	252.1	548.7	466.4	257.4	258.6	218.2	240.9	66.0	65.8	66.8	65.8	230.70	30.29	6987.90
2006/11/23	01:12:00	1199.1	897.6	279.4	287.2	245.3	252.1	548.7	384.8	257.2	258.5	218.3	240.9	65.7	67.0	66.6	65.4	230.70	30.29	6987.90
2006/11/23	01:13:00	1197.9	903.6	279.6	287.8	246.8	252.3	549.4	449.0	257.8	258.9	218.3	240.9	65.4	66.6	66.8	66.0	230.70	30.29	6987.90
2006/11/23	01:14:00	1198.4	899.2	279.4	288.1	246.1	251.4	548.4	436.1	257.8	258.7	218.2	240.9	66.1	67.5	67.1	65.7	230.70	30.29	6987.90
2006/11/23	01:15:00	1198.6	896.8	279.6	286.2	246.9	252.2	549.4	441.0	257.5	259.0	218.2	240.9	66.0	66.8	66.1	66.3	230.70	30.29	6987.90
2006/11/23	01:16:00	1198.5	898.6	279.7	286.7	246.3	252.2	549.2	464.8	257.7	258.9	218.5	240.9	66.1	66.6	66.8	66.2	230.70	30.29	6987.90
2006/11/23	01:17:00	1199.1	902.5	279.7	288.1	246.7	252.0	548.4	472.0	257.7	259.0	218.5	240.9	65.5	67.0	67.2	66.6	230.70	30.29	6987.90
2006/11/23	01:18:00	1199.1	900.2	279.7	287.2	247.2	252.6	550.0	405.9	257.8	259.1	218.2	240.9	65.9	66.2	67.1	67.0	230.70	30.29	6990.21
2006/11/23	01:19:00	1198.5	901.7	279.9	288.0	247.1	252.4	549.9	459.2											

Heat Rise Run

Rerun

Date	Time	TC1	TC2	TC3	TC4	TC5	TC6	TC7	TC8	TC9	TC10	TC11	TC12	TC13	TC14	TC15	TC16	VDC	Amps	Watts
2006/11/23	01:23:00	1199.1	900.6	279.7	288.2	246.2	252.6	548.0	443.8	258.2	259.8	218.3	241.2	65.6	67.5	66.1	67.3	230.70	30.29	6987.90
2006/11/23	01:24:00	1199.2	901.3	279.9	287.9	246.8	252.6	549.2	404.6	258.2	259.5	218.5	241.2	65.6	66.6	65.9	66.8	230.70	30.29	6990.21
2006/11/23	01:25:00	1199.0	902.0	279.9	287.5	246.8	252.1	549.7	408.0	257.7	259.3	218.7	241.2	65.3	66.3	66.8	65.4	230.70	30.29	6987.90
2006/11/23	01:26:00	1198.4	901.6	279.9	288.3	247.0	251.9	550.2	373.4	258.6	259.6	218.7	241.3	65.8	66.3	66.8	66.4	230.70	30.29	6990.21
2006/11/23	01:27:00	1198.3	900.4	279.9	287.6	247.2	252.1	547.3	479.7	258.3	259.6	218.7	241.2	65.3	66.3	66.4	66.3	230.70	30.29	6990.21
2006/11/23	01:28:00	1198.0	898.4	280.2	287.9	247.2	252.3	548.8	432.8	258.3	259.7	218.5	241.2	65.6	67.5	66.8	67.0	230.70	30.29	6990.93
2006/11/23	01:29:00	1198.4	900.2	280.2	287.8	247.0	252.3	549.4	512.6	257.9	259.9	218.7	241.3	65.6	67.7	66.8	67.2	230.70	30.29	6990.21
2006/11/23	01:30:00	1199.8	903.1	280.2	287.7	246.7	252.9	549.4	474.5	258.3	259.5	218.7	241.3	66.3	67.3	67.3	66.6	230.70	30.29	6990.93
2006/11/23	01:31:00	1198.5	902.9	280.2	288.1	246.3	252.0	550.5	406.5	258.3	259.8	218.7	241.3	65.2	67.5	67.1	66.4	230.70	30.29	6990.21
2006/11/23	01:32:00	1198.6	899.9	280.2	287.5	246.7	252.3	550.2	440.8	258.4	259.6	218.5	241.4	65.6	67.3	66.8	66.8	230.70	30.29	6990.21
2006/11/23	01:33:00	1199.6	897.6	280.2	288.0	247.3	252.2	548.1	483.0	258.6	259.9	218.5	241.4	64.6	66.3	66.8	66.0	230.70	30.29	6990.21
2006/11/23	01:34:00	1199.4	902.4	279.9	288.2	246.9	252.4	549.7	445.5	257.7	259.7	218.7	241.4	64.8	66.8	66.3	66.1	230.70	30.29	6990.21
2006/11/23	01:35:00	1198.7	900.0	280.2	288.3	247.7	252.4	549.9	416.2	258.0	260.0	218.7	241.4	66.6	67.5	66.8	66.8	230.70	30.29	6990.21
2006/11/23	01:36:00	1198.4	902.7	280.2	287.2	247.9	252.5	549.5	493.3	258.8	260.0	218.8	241.4	66.8	67.6	66.6	67.0	230.70	30.29	6990.21
2006/11/23	01:37:00	1199.2	899.3	280.4	287.2	247.2	252.7	551.3	502.6	259.1	260.1	218.7	241.4	66.0	67.5	66.4	66.6	230.80	30.29	6990.93
2006/11/23	01:38:00	1198.5	899.9	280.2	288.1	247.2	252.3	549.4	452.7	258.9	260.0	218.8	241.4	65.4	66.8	66.3	66.4	230.70	30.29	6990.21
2006/11/23	01:39:00	1198.5	905.5	280.2	288.4	247.9	252.4	548.1	448.0	258.7	260.1	218.8	241.3	65.9	66.4	66.8	67.2	230.70	30.29	6990.93
2006/11/23	01:40:00	1199.0	902.4	279.9	288.1	247.3	252.5	548.4	407.8	258.3	259.4	218.7	241.3	64.8	65.0	67.0	66.0	230.70	30.29	6990.21
2006/11/23	01:41:00	1199.0	902.9	279.9	287.2	246.1	252.2	549.9	392.7	258.2	259.4	218.8	241.2	65.0	64.6	66.3	66.0	230.70	30.29	6987.90
2006/11/23	01:42:00	1199.8	900.2	279.9	287.4	246.3	252.3	549.9	469.8	257.4	259.4	218.8	241.2	63.9	64.8	66.6	65.9	230.70	30.29	6990.21
2006/11/23	01:43:00	1199.1	899.6	279.7	287.2	245.6	251.4	549.5	408.8	257.4	259.3	218.8	241.2	64.3	64.2	65.5	65.5	230.70	30.29	6990.21
2006/11/23	01:44:00	1199.0	902.1	279.9	287.8	246.5	251.7	549.1	408.0	257.7	259.2	219.0	241.2	64.8	65.0	65.8	65.7	230.70	30.29	6990.21
2006/11/23	01:45:00	1198.5	903.4	279.9	287.2	246.5	252.2	548.9	382.1	257.7	259.1	219.0	241.2	64.8	64.4	65.9	65.0	230.70	30.28	6988.62
2006/11/23	01:46:00	1197.9	900.4	279.9	287.8	246.2	251.9	549.1	402.1	257.4	259.6	218.7	241.2	65.3	65.8	66.2	65.4	230.70	30.29	6990.21
2006/11/23	01:47:00	1198.1	901.4	279.9	287.7	245.6	251.9	549.9	400.5	258.2	259.2	218.7	241.2	65.6	66.1	66.2	66.6	230.70	30.29	6987.90
2006/11/23	01:48:00	1199.0	901.4	279.7	287.2	246.6	252.0	549.2	484.7	257.2	259.1	218.7	241.2	66.6	64.6	66.8	65.7	230.70	30.29	6990.21
2006/11/23	01:49:00	1199.0	901.4	279.7	287.2	247.0	252.1	548.4	408.6	256.9	258.9	219.0	241.2	65.5	65.1	67.0	64.2	230.70	30.29	6990.21
2006/11/23	01:50:00	1198.9	901.6	279.7	287.5	245.7	252.1	550.4	419.4	257.2	258.7	218.7	241.2	65.2	65.7	66.6	64.1	230.70	30.29	6987.90
2006/11/23	01:51:00	1198.5	904.0	279.9	288.0	246.0	251.6	550.4	387.8	256.9	258.8	219.0	241.1	64.8	64.1	66.1	64.8	230.70	30.29	6987.90
2006/11/23	01:52:00	1199.0	901.6	279.7	288.0	246.3	251.5	550.4	383.3	257.7	259.2	218.7	241.2	64.6	64.8	66.1	66.1	230.70	30.29	6987.90
2006/11/23	01:53:00	1198.4	903.5	279.9	288.2	245.9	251.8	549.7	384.8	257.2	259.3	218.8	241.2	65.4	64.4	65.2	65.4	230.70	30.29	6990.21
2006/11/23	01:54:00	1198.9	903.0	279.9	287.0	246.5	252.2	549.4	435.5	257.4	259.0	219.0	241.1	65.2	64.4	65.7	65.0	230.60	30.29	6984.87
2006/11/23	01:55:00	1198.7	902.4	279.9	288.2	246.5	251.9	549.9	450.4	257.4	259.1	219.0	241.1	63.8	65.1	65.7	65.0	230.70	30.28	6985.60
2006/11/23	01:56:00	1198.8	901.3	279.7	287.3	246.5	251.8	549.2	408.0	257.4	258.7	219.0	241.2	63.9	63.7	65.1	64.4	230.70	30.29	6987.90
2006/11/23	01:57:00	1199.1	899.3	279.9	287.5	246.5	252.0	549.7	458.5	257.4	258.9	219.0	241.2	66.0	64.6	65.8	64.6	230.70	30.29	6990.21
2006/11/23	01:58:00	1199.5	898.1	279.9	286.9	246.0	252.2	549.4	527.5	257.2	258.8	218.7	241.2	64.6	65.7	66.0	65.7	230.70	30.29	6990.21
2006/11/23	01:59:00	1199.5	901.1	279.9	286.4	246.1	252.2	549.2	489.0	257.0	258.9	218.7	241.1	64.8	65.2	66.6	65.2	230.70	30.29	6990.21
2006/11/23	02:00:00	1199.1	901.4	279.9	287.7	246.9	252.5	550.3	454.3	257.4	259.2	218.8	241.2	65.4	65.8	67.1	65.9	230.70	30.29	6990.21
2006/11/23	02:01:00	1199.4	899.5	279.6	287.0	247.3	252.2	549.7	566.6	257.2	259.0	218.7	241.2	65.7	65.8	66.0	65.3	230.70	30.29	6990.21
2006/11/23	02:02:00	1199.7	902.5	279.7	287.4	246.2	251.6	550.2	342.4	257.2	259.3	218.8	241.1	64.3	65.5	66.0	65.4	230.70	30.29	6990.21
2006/11/23	02:03:00	1199.6	901.9	279.7	287.5	246.7	252.1	548.4	438.2	257.2	259.1	218.7	241.1	65.4	65.5	66.1	65.0	230.80	30.29	6990.93
2006/11/23	02:04:00	1198.9	903.8	279.9	287.9	246.4	252.0	548.9	423.2	257.0	258.9	218.8	241.2	63.9	64.6	66.1	65.0	230.70	30.29	6990.21
2006/11/23	02:05:00	1198.5	903.1	279.9	288.2	246.4	252.1	548.3	392.1	257.4	259.1	219.0	241.2	63.8	64.6	66.0	65.9	230.70	30.29	6990.21
2006/11/23	02:06:00	1198.3	904.6	279.9	288.9	245.9	251.8	550.0	393.8	257.5	259.4	218.8	241.3	64.3	64.6	65.8	65.5	230.70	30.29	6990.21
2006/11/23	02:07:00	1198.3	904.0	279.9	288.6	246.4	251.9	549.7	443.8	257.9	259.1	218.8	241.3	65.1	65.2	66.0	66.1	230.70	30.28	6988.62
2006/11/23	02:08:00	1199.2	902.2	279.9	287.8	246.0	252.0	549.1	431.5	257.2	259.0	218.7	241.3	65.7	66.4	66.4	64.8	230.70	30.29	6990.21
2006/11/23	02:09:00	1199.7	900.9	279.6	286.8	246.4	252.1	548.8	397.5	257.4	259.0	218.8	241.3	64.6	65.2	65.7	65.1	230.70	30.29	6990.21
2006/11/23	02:10:00	1199.1	901.1	280.1	286.8	246.6	252.3	549.5	428.8	257.4	259.3	218.8	241.3	65.0	64.8	66.8	65.3	230.70	30.29	6990.93
2006/11/23	02:11:00	1199.1	900.1	280.1	287.2	246.3	252.3	549.2	450.5	256.9	259.3	218.7	241.4	65.4	66.8	66.8	65.1	230.70	30.29	6990.21
2006/11/23	02:12:00	1199.7	901.6	280.2	286.9	246.7	251.8	548.2	417.8	256.9	259.4	218.7	241.3	64.8	65.7	65.7	65.3	230.70	30.29	6990.21
2006/11/23	02:13:00	1199.6	900.5	279.9	287.9	245.7	252.0	549.4	417.8	257.2	259.0	218.7	241.3	64.6	66.6	65.7	65.3	230.70	30.29	6990.21
2006/11/23	02:14:00	1199.2	901.4	279.9	287.6	246.3	251.9	548.9	492.2	257.0	259.2	218.8	241.3	65.5	65.4	66.4	65.6	230.70	30.29	6987.90
2006/11/23	02:15:00	1199.9	901.9	279.9	287.0	246.2	252.2	549.9	402.1	257.0	258.9	219.0	241.3	64.3	64.3	66.4	64.8	230.70	30.29	6990.21
2006/11/23	02:16:00	1199.7	901.1	280.2	287.0	246.3	252.1	548.6	409.7	258.0	259.2	218.7	241.4	64.3	65.1	66.6	66.0	230.70	30.29	6987.90
2006/11/23	02:17:00	1199.2	903.1	279.9	286.9															

Heat Rise Run Rerun

Date	Time	TC1	TC2	TC3	TC4	TC5	TC6	TC7	TC8	TC9	TC10	TC11	TC12	TC13	TC14	TC15	TC16	VDC	Amps	Watts
2006/11/23	02:21:00	1198.9	903.8	280.2	287.4	246.4	251.8	550.5	360.6	257.8	259.3	218.7	241.4	65.2	65.8	65.3	65.3	230.70	30.29	6990.21
2006/11/23	02:22:00	1198.8	901.9	280.2	287.9	246.6	252.2	547.6	431.7	257.2	258.7	219.0	241.4	65.4	66.1	67.1	64.8	230.70	30.29	6990.21
2006/11/23	02:23:00	1199.8	903.0	280.1	287.3	246.3	251.6	549.4	455.5	257.2	259.1	219.0	241.4	64.8	66.3	65.8	64.6	230.70	30.29	6990.21
2006/11/23	02:24:00	1199.4	904.1	280.2	287.4	246.5	252.5	550.7	436.3	257.5	259.3	219.0	241.4	65.6	65.6	66.3	64.8	230.70	30.29	6990.21
2006/11/23	02:25:00	1198.5	901.3	280.2	287.4	246.2	252.6	549.9	415.3	258.0	259.4	218.8	241.4	65.6	66.3	67.1	65.3	230.80	30.29	6990.93
2006/11/23	02:26:00	1198.4	900.9	280.2	287.9	246.9	252.2	549.7	449.5	257.8	259.2	218.7	241.4	64.6	66.2	66.0	66.1	230.70	30.29	6987.90
2006/11/23	02:27:00	1198.9	903.1	279.9	287.8	245.8	250.9	549.7	412.7	257.4	259.3	218.8	241.4	65.3	65.8	65.8	64.8	230.70	30.29	6987.90
2006/11/23	02:28:00	1199.0	901.7	280.2	287.4	246.5	252.0	550.9	395.3	256.9	259.2	218.8	241.4	65.7	64.6	65.7	64.8	230.70	30.29	6990.21
2006/11/23	02:29:00	1198.5	903.9	280.2	287.8	245.7	252.0	549.9	427.5	256.9	258.9	219.0	241.4	66.2	65.2	65.8	65.3	230.70	30.29	6990.21
2006/11/23	02:30:00	1198.4	900.6	280.1	288.1	245.8	251.9	550.0	427.8	257.2	259.2	218.7	241.4	65.8	66.6	65.6	65.8	230.70	30.29	6990.21
2006/11/23	02:31:00	1198.8	901.1	280.2	287.3	246.4	252.1	547.8	448.3	257.7	259.4	219.0	241.4	65.5	67.3	66.4	65.1	230.70	30.29	6990.21
2006/11/23	02:32:00	1198.4	899.8	280.2	287.7	245.5	251.8	549.4	448.3	257.7	259.3	219.0	241.4	65.0	65.5	65.7	65.1	230.70	30.28	6987.90
2006/11/23	02:33:00	1199.9	902.0	280.2	286.7	246.9	252.0	550.2	492.0	257.9	259.5	219.0	241.4	65.1	65.3	65.8	65.9	230.70	30.29	6987.90
2006/11/23	02:34:00	1198.9	902.4	280.4	287.6	246.9	252.5	550.4	447.4	258.2	259.4	219.0	241.4	65.5	66.6	66.2	65.7	230.70	30.29	6990.21
2006/11/23	02:35:00	1198.6	903.7	280.2	287.0	246.6	252.0	550.9	404.1	258.2	259.4	219.0	241.4	65.6	67.3	66.2	65.6	230.70	30.29	6987.90
2006/11/23	02:36:00	1198.7	902.7	280.4	287.9	246.8	252.9	550.7	484.9	258.2	259.3	219.0	241.6	66.4	66.4	66.8	66.2	230.70	30.29	6987.90
2006/11/23	02:37:00	1199.2	904.1	280.4	288.9	247.5	252.9	550.5	423.6	258.5	259.8	219.0	241.4	66.2	65.5	67.3	66.0	230.70	30.28	6985.60
2006/11/23	02:38:00	1199.1	901.7	280.4	288.1	246.8	252.5	549.4	398.8	258.5	259.7	219.1	241.6	65.8	65.8	66.3	65.9	230.70	30.28	6985.60
2006/11/23	02:39:00	1198.8	904.4	280.5	288.0	246.9	253.1	550.2	415.3	258.2	259.3	219.3	241.6	67.0	65.9	66.6	65.5	230.70	30.29	6987.90
2006/11/23	02:40:00	1199.1	903.0	280.7	287.9	247.1	252.9	550.0	453.6	258.5	259.6	219.3	241.6	66.8	67.0	66.6	65.9	230.70	30.28	6985.60
2006/11/23	02:41:00	1199.8	900.4	280.7	287.7	247.5	253.2	549.7	410.1	259.0	259.7	219.1	241.7	67.3	65.6	67.3	66.1	230.70	30.29	6987.90
2006/11/23	02:42:00	1198.9	902.8	280.7	288.5	246.6	253.5	550.8	413.7	258.6	260.2	219.3	241.7	66.8	67.1	67.0	66.6	230.70	30.29	6987.90
2006/11/23	02:43:00	1198.6	904.0	280.9	287.3	247.6	253.3	551.7	443.7	259.3	260.3	219.3	241.7	67.0	67.2	66.8	67.3	230.70	30.29	6987.90
2006/11/23	02:44:00	1199.4	902.2	281.0	288.7	248.3	253.1	550.4	478.2	259.2	260.1	219.3	241.9	66.2	67.1	66.6	66.8	230.70	30.28	6985.60
2006/11/23	02:45:00	1198.5	902.8	280.7	288.3	248.4	253.3	551.6	414.3	259.2	260.1	219.5	241.9	67.3	67.5	65.9	66.8	230.70	30.29	6987.90
2006/11/23	02:46:00	1198.8	903.9	281.0	289.3	246.6	253.3	549.5	451.2	259.3	260.3	219.3	241.9	66.2	67.1	67.1	66.8	230.70	30.29	6987.90
2006/11/23	02:47:00	1199.0	901.9	281.0	287.5	247.6	253.0	550.3	430.3	259.1	260.7	219.5	241.9	67.2	67.3	67.0	67.0	229.80	30.20	6939.96
2006/11/23	02:48:00	1199.6	901.9	281.2	289.3	246.6	253.3	551.3	451.2	259.5	260.7	219.3	241.9	65.7	67.3	67.0	67.2	230.70	30.29	6990.93
2006/11/23	02:49:00	1199.4	903.6	281.0	287.6	247.1	253.2	550.2	364.5	259.2	260.3	219.6	241.9	67.3	67.3	66.6	67.1	230.70	30.29	6990.21
2006/11/23	02:50:00	1199.1	901.6	280.9	288.9	246.8	253.4	549.2	430.6	259.0	260.3	219.7	241.9	68.1	67.3	65.9	67.3	230.70	30.29	6992.52
2006/11/23	02:51:00	1199.8	901.1	281.2	288.8	247.2	253.3	551.5	454.4	259.4	260.3	219.6	242.1	67.3	66.2	66.2	67.3	230.70	30.29	6990.21
2006/11/23	02:52:00	1199.5	902.8	281.0	289.2	248.7	253.6	550.9	368.1	259.6	260.5	219.7	242.1	67.3	66.4	66.3	67.0	230.70	30.29	6990.93
2006/11/23	02:53:00	1198.7	904.6	281.2	288.6	247.3	253.4	551.4	395.4	259.3	260.3	219.3	241.9	65.5	67.5	67.2	67.3	230.70	30.29	6990.21
2006/11/23	02:54:00	1199.4	902.0	281.2	288.1	247.3	253.5	551.7	414.2	259.0	260.4	219.5	241.9	65.7	67.7	67.2	67.3	230.70	30.29	6990.21
2006/11/23	02:55:00	1198.8	901.1	281.3	289.0	246.7	253.0	549.2	411.3	259.7	260.6	219.3	241.9	65.6	67.5	66.8	67.1	230.70	30.29	6990.21
2006/11/23	02:56:00	1199.5	901.7	280.9	288.3	248.6	253.5	550.5	401.9	259.0	260.5	219.6	242.1	66.6	67.6	66.6	67.3	230.70	30.29	6990.21
2006/11/23	02:57:00	1199.4	902.9	280.9	288.2	248.1	254.0	551.4	445.0	260.0	260.9	219.5	241.9	65.7	67.8	67.3	67.3	230.70	30.29	6990.21
2006/11/23	02:58:00	1199.4	902.5	281.4	288.4	247.3	253.5	551.9	442.6	259.3	260.9	219.3	241.9	64.8	67.5	66.6	67.0	230.70	30.29	6990.21
2006/11/23	02:59:00	1199.8	902.1	281.3	288.4	247.4	253.3	551.5	392.8	259.2	260.6	219.6	241.9	66.6	65.9	67.5	66.1	230.70	30.29	6990.21
2006/11/23	03:00:00	1199.7	903.2	281.2	288.4	247.6	253.7	550.2	451.9	259.8	260.7	219.6	241.9	66.6	66.6	67.3	65.9	230.70	30.29	6990.21
2006/11/23	03:01:00	1198.6	903.7	281.2	289.6	248.3	253.9	551.2	439.8	259.4	260.9	219.7	242.1	66.8	67.1	68.1	66.8	230.70	30.29	6990.21
2006/11/23	03:02:00	1198.7	904.9	281.3	288.1	247.3	253.7	552.4	471.3	259.7	260.7	219.1	241.9	65.0	66.8	67.3	67.0	230.70	30.29	6987.90
2006/11/23	03:03:00	1199.0	902.9	281.3	289.0	246.7	253.6	551.2	449.3	259.3	260.7	219.6	241.9	66.0	67.2	66.6	66.6	230.70	30.29	6990.21
2006/11/23	03:04:00	1199.9	902.4	281.2	288.9	247.8	253.3	550.5	446.2	259.8	260.8	219.5	241.9	65.9	67.3	67.3	67.1	230.70	30.29	6990.21
2006/11/23	03:05:00	1198.5	901.4	281.2	288.1	246.9	252.7	551.4	392.5	259.5	260.7	219.6	241.9	66.8	67.6	67.0	67.2	230.70	30.29	6987.90
2006/11/23	03:06:00	1198.4	904.6	281.2	288.3	246.8	252.8	551.2	502.9	259.2	260.6	219.7	241.9	64.6	66.8	67.3	66.8	230.70	30.29	6987.90
2006/11/23	03:07:00	1199.6	903.1	281.2	288.8	247.0	252.8	550.7	423.4	258.9	260.6	219.7	241.9	64.8	67.3	66.8	66.6	230.70	30.29	6987.90
2006/11/23	03:08:00	1201.9	901.0	281.2	287.3	247.8	253.7	551.4	565.4	260.0	260.7	219.6	241.9	67.5	67.0	67.7	67.3	230.70	30.29	6990.21
2006/11/23	03:09:00	1198.8	902.7	281.2	287.9	247.4	253.7	551.9	402.2	259.9	260.8	219.6	241.9	66.3	67.6	67.7	67.1	230.70	30.29	6990.21
2006/11/23	03:10:00	1199.4	903.6	280.4	288.4	247.9	253.3	551.1	446.8	259.3	260.7	219.7	241.9	65.2	67.3	66.6	67.0	230.70	30.29	6987.90
2006/11/23	03:11:00	1199.5	900.1	281.2	288.1	247.9	253.3	550.7	443.3	259.2	260.8	219.6	241.9	66.8	67.5	67.3	66.6	230.70	30.29	6990.21
2006/11/23	03:12:00	1199.1	899.9	281.3	288.1	247.7	253.7	552.0	406.7	259.4	260.9	219.6	241.9	66.0	67.9	66.8	67.3	230.70	30.29	6990.21
2006/11/23	03:13:00	1199.7	900.1	281.4	288.6	247.9	253.5	550.8	472.5	259.6	261.1	219.6	241.9	66.0	67.5	67.3	67.0	230.70	30.29	6987.90
2006/11/23	03:14:00	1199.1	903.6	281.4	289.2	246.9	253.3	551.1	406.2	259.5	261.1	219.8	241.9	65.6	66.8	67.3	66.8	230.70	30.29	6990.21
2006/11/23	03:15:00	1199.2	902.2	281.3	288.4	247.4	252.6	549.7	489.4											

Heat Rise Run

Rerun

Date	Time	TC1	TC2	TC3	TC4	TC5	TC6	TC7	TC8	TC9	TC10	TC11	TC12	TC13	TC14	TC15	TC16	VDC	Amps	Watts
2006/11/23	03:19:00	1199.1	902.8	281.2	288.1	246.5	252.9	549.4	440.2	259.8	260.9	219.7	241.9	65.4	66.6	66.2	67.1	230.70	30.29	6987.90
2006/11/23	03:20:00	1198.8	902.4	281.2	288.5	247.1	253.6	550.7	455.8	259.5	260.8	219.7	241.9	67.2	67.2	66.6	66.2	230.70	30.29	6987.90
2006/11/23	03:21:00	1198.1	904.7	281.2	287.9	246.8	253.3	551.2	436.6	259.7	261.1	219.6	241.9	66.0	67.5	67.0	67.0	230.70	30.29	6990.21
2006/11/23	03:22:00	1197.9	900.0	281.2	288.3	246.8	253.3	550.7	435.5	258.4	260.4	219.7	241.9	67.2	67.1	67.1	65.9	230.70	30.29	6990.21
2006/11/23	03:23:00	1199.5	900.8	280.9	288.0	247.5	252.8	550.7	446.5	258.7	260.6	219.8	241.7	66.0	65.4	67.1	65.9	230.70	30.29	6987.90
2006/11/23	03:24:00	1199.1	903.3	280.9	289.0	246.4	252.6	550.7	407.3	259.6	260.2	219.7	241.7	64.8	65.1	66.3	65.9	230.70	30.29	6990.21
2006/11/23	03:25:00	1199.2	899.9	280.9	287.6	246.6	252.9	549.7	420.1	258.9	260.6	219.5	241.7	65.1	65.3	66.6	66.6	230.70	30.29	6990.21
2006/11/23	03:26:00	1199.0	899.4	280.9	287.5	246.6	252.8	550.2	449.7	259.4	260.4	219.5	241.7	65.8	65.0	67.0	66.2	230.80	30.29	6990.93
2006/11/23	03:27:00	1199.4	903.2	280.9	287.5	246.7	252.8	551.9	430.6	258.6	260.0	219.8	241.7	66.2	65.1	67.0	65.6	230.70	30.29	6990.21
2006/11/23	03:28:00	1199.2	905.2	280.9	287.3	246.6	253.2	550.9	417.4	258.6	260.1	219.5	241.7	65.3	66.6	66.8	65.5	230.70	30.29	6987.90
2006/11/23	03:29:00	1198.1	902.4	280.7	288.3	246.8	252.6	550.5	429.8	258.7	259.8	219.6	241.7	64.6	65.5	66.4	65.2	230.80	30.29	6990.93
2006/11/23	03:30:00	1199.5	900.9	280.9	288.1	246.8	252.5	550.2	431.5	258.8	260.1	219.8	241.7	64.4	65.0	66.6	64.8	230.70	30.29	6987.90
2006/11/23	03:31:00	1199.1	903.9	280.9	287.4	247.0	252.6	549.7	468.9	258.6	260.0	219.8	241.7	65.0	64.1	65.6	64.4	230.70	30.29	6990.21
2006/11/23	03:32:00	1199.4	902.6	280.9	288.7	246.8	253.0	549.9	415.8	258.4	259.9	219.5	241.7	65.8	65.2	66.1	65.6	230.70	30.29	6990.21
2006/11/23	03:33:00	1199.4	902.8	280.7	287.6	247.0	252.8	549.2	417.0	257.9	260.2	219.6	241.7	65.8	66.2	66.2	65.5	230.70	30.29	6990.21
2006/11/23	03:34:00	1198.6	903.5	280.7	287.9	246.4	252.9	550.4	465.3	258.4	259.8	219.7	241.7	65.2	66.6	66.1	64.1	230.70	30.29	6990.21
2006/11/23	03:35:00	1198.7	902.4	280.4	287.8	247.4	252.5	549.2	366.2	258.0	259.7	219.6	241.7	64.4	66.2	66.0	65.4	230.70	30.29	6990.21
2006/11/23	03:36:00	1198.6	901.6	280.7	288.6	246.0	252.8	550.2	418.6	258.0	259.7	219.7	241.7	64.6	65.0	66.4	64.8	230.70	30.29	6990.21
2006/11/23	03:37:00	1199.0	903.2	280.9	287.8	247.1	253.2	551.3	405.6	258.2	259.7	219.6	241.7	65.9	65.3	66.4	65.9	230.60	30.27	6980.26
2006/11/23	03:38:00	1199.2	901.9	280.9	288.2	246.9	252.9	551.2	472.7	258.8	260.0	219.5	241.7	65.5	65.1	66.6	66.6	230.70	30.29	6987.90
2006/11/23	03:39:00	1199.2	901.7	280.9	287.7	246.1	252.9	550.7	409.9	258.6	260.2	219.5	241.7	65.2	64.8	66.8	66.2	230.70	30.29	6987.90
2006/11/23	03:40:00	1198.5	901.4	280.9	288.0	246.3	252.9	550.5	410.3	258.2	260.4	219.7	241.7	66.0	65.4	66.6	65.7	230.70	30.29	6987.90
2006/11/23	03:41:00	1198.6	901.4	280.9	287.8	246.9	253.0	549.7	462.8	258.2	260.0	219.3	241.9	65.1	66.4	66.6	65.7	230.70	30.28	6988.62
2006/11/23	03:42:00	1198.8	903.2	280.9	288.4	247.2	252.9	550.3	364.3	258.0	260.0	220.0	241.7	65.3	66.2	66.8	64.8	230.70	30.29	6990.21
2006/11/23	03:43:00	1199.4	902.2	280.9	288.1	246.4	252.9	548.4	498.7	258.3	259.8	219.6	241.7	65.4	66.3	66.8	65.9	230.70	30.28	6987.90
2006/11/23	03:44:00	1199.9	902.0	280.9	288.1	247.8	252.6	550.9	463.1	258.4	259.9	219.7	241.7	65.9	66.1	66.4	66.1	230.70	30.29	6990.21
2006/11/23	03:45:00	1198.7	905.2	280.9	288.4	247.7	253.0	548.9	448.2	258.3	259.9	219.7	241.7	65.4	65.3	67.1	65.6	230.70	30.29	6987.90
2006/11/23	03:46:00	1198.5	902.7	280.9	287.8	246.4	253.0	550.7	387.1	257.8	259.9	219.8	241.7	65.4	64.8	67.1	65.7	230.70	30.29	6990.21
2006/11/23	03:47:00	1198.0	902.2	280.9	287.4	246.5	253.0	549.9	478.2	258.5	260.1	219.6	241.7	65.9	65.5	66.8	66.2	230.70	30.29	6990.21
2006/11/23	03:48:00	1198.7	902.4	280.9	288.9	246.4	253.3	550.2	447.3	258.2	260.2	219.7	241.9	66.1	65.4	66.8	65.6	230.70	30.29	6990.21
2006/11/23	03:49:00	1198.5	903.8	281.0	287.8	246.0	252.8	549.9	367.6	258.7	260.2	219.6	241.9	66.4	66.3	66.6	66.2	230.70	30.29	6990.21
2006/11/23	03:50:00	1199.2	901.3	280.9	287.5	246.5	253.1	549.9	419.5	258.4	260.2	219.6	241.9	65.4	66.3	66.1	66.1	230.70	30.29	6990.21
2006/11/23	03:51:00	1198.9	901.4	280.9	288.7	246.7	253.0	551.1	425.0	258.3	260.4	219.7	241.9	65.9	65.6	66.6	65.4	230.70	30.29	6990.21
2006/11/23	03:52:00	1198.5	901.6	280.9	288.1	246.8	252.8	550.5	413.8	258.4	260.1	219.5	241.9	65.8	66.6	66.0	65.7	230.70	30.29	6990.21
2006/11/23	03:53:00	1199.5	901.3	280.9	288.3	246.4	253.3	550.8	422.8	258.8	260.0	219.5	241.9	66.3	66.1	67.0	65.7	230.70	30.29	6990.21
2006/11/23	03:54:00	1198.9	902.2	281.0	288.4	246.3	252.8	551.1	462.3	258.4	260.1	219.6	241.9	65.6	66.4	66.6	66.3	230.70	30.29	6990.21
2006/11/23	03:55:00	1198.7	901.3	280.9	288.0	246.6	252.9	550.2	489.2	258.2	260.1	219.7	241.9	65.4	65.8	65.6	65.7	230.70	30.29	6990.21
2006/11/23	03:56:00	1199.1	900.5	281.2	287.1	246.5	252.9	550.3	377.7	258.6	260.3	219.6	241.9	64.8	66.6	65.8	66.6	230.70	30.29	6990.21
2006/11/23	03:57:00	1198.9	901.6	281.0	288.1	246.2	252.9	549.4	448.2	258.4	260.0	219.7	241.9	65.9	66.1	66.3	65.6	230.70	30.28	6987.90
2006/11/23	03:58:00	1199.6	902.6	281.2	288.1	246.8	253.1	551.4	429.0	258.4	260.1	219.7	241.9	65.9	65.4	66.4	65.6	230.70	30.29	6987.90
2006/11/23	03:59:00	1199.9	901.6	281.0	287.4	246.4	253.0	550.4	374.4	258.8	260.3	220.0	241.9	65.4	66.3	66.3	66.2	230.70	30.29	6987.90
2006/11/23	04:00:00	1199.0	902.0	281.2	288.6	246.3	252.8	550.2	438.4	258.6	260.1	219.7	241.9	65.4	65.3	65.7	65.4	230.70	30.29	6990.21
2006/11/23	04:01:00	1199.4	901.6	281.2	288.4	247.6	252.8	550.4	391.1	258.6	260.5	219.8	241.9	66.3	65.7	65.6	64.8	230.60	30.27	6980.26
2006/11/23	04:02:00	1199.4	901.1	280.9	288.8	247.4	253.1	550.5	403.8	258.3	260.2	220.0	241.9	64.4	66.6	66.3	64.8	230.70	30.29	6990.21
2006/11/23	04:03:00	1198.8	902.4	281.3	288.1	246.4	252.8	551.0	364.9	258.3	260.5	220.0	241.9	64.8	65.3	66.6	66.0	230.70	30.29	6990.21
2006/11/23	04:04:00	1198.8	902.7	281.2	288.8	247.9	253.0	550.8	441.4	259.0	260.4	219.8	241.9	65.0	65.2	66.6	66.1	230.70	30.29	6987.90
2006/11/23	04:05:00	1199.4	902.4	281.2	288.1	246.7	252.9	550.4	410.0	259.5	260.7	219.8	241.9	64.8	66.1	66.3	66.3	230.70	30.29	6990.21
2006/11/23	04:06:00	1198.8	904.7	281.3	287.6	246.3	253.0	549.5	471.7	258.7	260.1	220.0	241.9	66.3	65.7	67.0	65.6	230.70	30.28	6988.62
2006/11/23	04:07:00	1199.9	900.6	281.2	288.0	246.5	253.2	550.7	412.7	259.1	260.6	219.8	241.9	66.0	66.8	66.4	66.1	230.70	30.28	6987.90
2006/11/23	04:08:00	1199.7	900.4	281.2	288.4	246.6	253.5	550.4	517.6	258.2	260.1	220.0	241.9	65.7	65.6	66.8	65.7	230.70	30.28	6988.62
2006/11/23	04:09:00	1199.4	904.3	281.2	287.1	246.5	253.2	549.2	599.8	258.5	260.5	220.0	242.1	65.2	65.8	66.4	65.4	230.60	30.28	6987.18
2006/11/23	04:10:00	1198.6	904.1	281.2	289.0	246.3	253.2	549.9	357.6	258.5	260.5	220.0	241.9	66.3	66.4	66.8	65.6	230.70	30.29	6990.21
2006/11/23	04:11:00	1198.5	905.4	281.2	289.1	246.3	253.1	551.0	417.3	258.2	260.4	220.0	242.1	65.6	66.3	66.0	65.0	230.70	30.28	6987.90
2006/11/23	04:12:00	1198.4	904.4	281.2	288.0	246.3	253.2	550.8	409.6	258.9	260.4	219.8	242.1	66.3	65.7	65.7	66.4	230.70	30.28	6987.90
2006/11/23	04:13:00	1199.2	902.8	281.2	288.5															

Heat Rise Run

Rerun

Date	Time	TC1	TC2	TC3	TC4	TC5	TC6	TC7	TC8	TC9	TC10	TC11	TC12	TC13	TC14	TC15	TC16	VDC	Amps	Watts
2006/11/23	04:17:00	1199.1	901.0	281.2	288.4	247.1	253.1	552.3	433.3	259.1	260.6	219.8	242.1	65.8	65.9	65.8	66.1	230.70	30.29	6987.90
2006/11/23	04:18:00	1198.9	900.3	281.2	288.4	246.6	253.4	551.0	481.9	259.2	260.6	220.1	242.2	65.4	65.8	66.4	65.6	230.70	30.29	6987.90
2006/11/23	04:19:00	1198.4	905.6	281.3	288.3	246.6	253.2	550.7	508.7	259.4	260.6	220.0	242.2	65.9	66.4	66.3	66.3	230.70	30.28	6985.60
2006/11/23	04:20:00	1199.2	901.0	281.3	287.8	246.5	253.0	550.7	451.1	259.4	260.4	220.1	242.2	65.9	66.6	66.8	66.3	230.70	30.29	6987.90
2006/11/23	04:21:00	1199.5	902.7	281.4	288.4	246.6	253.4	551.4	449.0	259.7	260.8	220.3	242.2	64.4	66.8	66.1	66.0	230.70	30.28	6988.62
2006/11/23	04:22:00	1199.0	906.2	281.5	289.2	246.5	253.0	551.8	417.5	259.5	260.7	220.1	242.2	63.6	67.0	66.1	66.3	230.70	30.29	6990.21
2006/11/23	04:23:00	1198.5	903.3	281.5	289.4	247.2	253.1	551.3	481.1	259.3	260.8	220.0	242.2	64.8	66.8	65.9	66.2	230.70	30.29	6987.90
2006/11/23	04:24:00	1199.2	901.4	281.5	288.4	248.2	253.3	551.0	517.9	259.4	260.8	220.1	242.2	65.0	66.8	65.7	66.6	230.60	30.28	6987.18
2006/11/23	04:25:00	1198.9	903.9	281.7	288.2	247.5	253.6	551.5	425.6	259.5	260.9	220.3	242.4	65.9	67.6	67.0	66.8	230.70	30.29	6990.21
2006/11/23	04:26:00	1199.5	903.3	281.7	288.3	247.9	253.5	552.6	430.7	260.1	260.8	220.1	242.4	65.6	67.0	65.9	67.1	230.70	30.29	6987.90
2006/11/23	04:27:00	1200.1	901.4	281.7	289.2	248.4	253.6	551.4	488.5	260.0	260.9	220.3	242.4	66.2	66.6	65.8	66.6	230.70	30.29	6990.21
2006/11/23	04:28:00	1200.1	902.5	281.8	289.0	247.6	253.5	552.0	424.5	260.0	261.4	220.2	242.4	66.0	66.3	67.1	66.6	230.70	30.29	6987.90
2006/11/23	04:29:00	1199.4	904.9	281.7	288.7	247.8	253.7	550.2	447.7	259.3	260.7	220.5	242.4	66.1	65.6	66.6	65.9	230.70	30.29	6987.90
2006/11/23	04:30:00	1199.4	904.1	281.7	289.0	247.4	253.5	552.1	451.3	259.6	260.4	220.2	242.4	66.1	65.0	66.6	65.7	230.70	30.28	6985.60
2006/11/23	04:31:00	1199.4	901.4	281.4	288.6	247.3	253.7	550.7	459.8	259.5	260.9	220.2	242.4	66.4	65.2	66.3	65.5	230.70	30.29	6987.90
2006/11/23	04:32:00	1199.1	901.7	281.7	288.5	247.1	253.7	550.9	418.5	259.5	261.1	220.1	242.4	66.3	66.6	67.3	65.5	230.70	30.29	6987.90
2006/11/23	04:33:00	1198.9	904.6	281.7	288.6	247.5	253.7	551.2	398.4	259.9	261.2	220.1	242.4	66.2	65.9	67.5	66.0	230.70	30.29	6987.90
2006/11/23	04:34:00	1199.4	904.4	281.8	288.8	248.1	253.9	551.6	495.0	260.3	261.4	220.1	242.4	65.7	66.8	66.8	66.8	230.70	30.29	6987.90
2006/11/23	04:35:00	1199.4	906.6	281.9	288.3	248.1	253.8	551.6	394.6	259.9	261.3	220.2	242.4	65.8	67.3	66.8	67.2	230.70	30.28	6985.60
2006/11/23	04:36:00	1198.8	901.9	282.0	288.6	247.9	254.1	551.7	415.8	260.3	261.3	220.2	242.4	65.8	67.7	67.9	67.3	230.70	30.29	6990.21
2006/11/23	04:37:00	1199.5	902.8	282.1	289.0	247.9	253.8	552.4	390.9	260.2	261.6	220.1	242.4	65.3	67.9	67.2	67.3	230.70	30.29	6987.90
2006/11/23	04:38:00	1199.4	903.1	282.0	288.3	247.3	253.7	551.6	435.8	260.1	261.4	220.5	242.5	66.8	67.6	67.3	66.2	230.70	30.28	6987.90
2006/11/23	04:39:00	1199.0	901.9	282.1	289.3	248.4	253.9	552.0	459.2	260.4	261.6	220.5	242.5	66.0	67.3	67.7	66.8	230.70	30.28	6987.90
2006/11/23	04:40:00	1198.4	903.4	282.3	288.9	248.3	254.0	551.4	442.6	260.0	261.7	220.5	242.5	65.9	67.8	67.3	66.8	230.70	30.29	6990.21
2006/11/23	04:41:00	1200.2	903.5	282.1	288.3	248.4	254.2	551.2	547.4	259.9	261.9	220.5	242.7	66.2	67.6	67.5	67.0	230.70	30.29	6990.21
2006/11/23	04:42:00	1199.5	903.2	282.2	289.4	248.2	253.8	552.2	429.4	260.7	261.4	220.5	242.7	66.0	67.9	67.2	67.2	230.70	30.29	6990.21
2006/11/23	04:43:00	1199.8	903.1	282.2	288.3	248.7	253.9	551.5	467.7	260.5	261.8	220.5	242.7	66.1	68.3	67.2	67.5	230.70	30.29	6987.90
2006/11/23	04:44:00	1199.8	901.1	282.3	288.0	248.7	253.9	551.2	418.0	260.1	261.8	220.5	242.7	66.3	67.8	67.8	67.6	230.60	30.28	6982.57
2006/11/23	04:45:00	1199.9	902.4	282.3	288.7	248.7	253.8	550.9	509.0	260.7	262.2	220.6	242.7	67.3	67.3	68.1	66.8	230.70	30.28	6987.90
2006/11/23	04:46:00	1199.4	902.0	282.4	289.0	247.9	254.3	551.1	451.2	260.6	261.9	220.7	242.7	66.3	66.2	67.7	67.1	230.70	30.28	6987.90
2006/11/23	04:47:00	1199.1	903.5	282.1	288.9	248.3	253.8	551.4	448.0	260.5	261.8	220.6	242.7	65.9	66.2	67.5	66.8	230.70	30.29	6987.90
2006/11/23	04:48:00	1199.2	903.8	282.2	290.2	248.4	253.8	552.9	416.1	260.7	261.9	220.6	242.7	66.0	67.8	67.7	67.5	230.70	30.29	6987.90
2006/11/23	04:49:00	1199.5	903.3	282.1	289.3	248.4	253.9	552.3	470.2	260.0	261.8	220.7	242.7	66.0	67.2	66.6	67.3	230.70	30.29	6990.21
2006/11/23	04:50:00	1198.7	904.6	282.0	289.4	247.5	253.8	552.1	461.6	260.0	261.7	220.7	242.7	67.2	67.5	66.8	67.3	230.70	30.29	6990.21
2006/11/23	04:51:00	1198.6	903.5	282.3	290.1	248.1	254.0	552.2	427.8	260.1	261.9	220.7	242.7	65.9	67.3	66.6	66.6	230.70	30.29	6987.90
2006/11/23	04:52:00	1199.4	906.1	282.3	288.3	247.4	254.3	552.3	440.7	260.3	261.7	220.7	242.7	67.3	68.2	67.8	66.6	230.70	30.29	6990.21
2006/11/23	04:53:00	1199.4	905.9	282.3	288.8	248.2	254.2	551.5	500.5	260.3	261.9	220.6	242.7	66.1	66.4	67.5	67.3	230.70	30.29	6990.21
2006/11/23	04:54:00	1198.9	903.8	282.1	289.3	247.7	253.5	552.9	396.8	260.5	261.6	220.8	242.7	64.6	65.4	66.6	67.0	230.70	30.29	6990.21
2006/11/23	04:55:00	1198.9	901.1	282.1	289.0	248.2	253.4	551.8	501.0	260.4	261.6	220.8	242.7	65.6	67.3	66.2	66.8	230.70	30.29	6990.21
2006/11/23	04:56:00	1200.1	901.7	282.3	287.5	247.2	253.9	551.1	530.9	260.4	261.4	220.8	242.7	67.3	66.2	68.1	66.4	230.70	30.29	6987.90
2006/11/23	04:57:00	1199.9	901.6	282.2	287.5	247.1	254.1	552.9	475.5	259.7	261.4	220.7	242.7	66.6	67.2	68.3	66.8	230.70	30.29	6987.90
2006/11/23	04:58:00	1199.5	902.6	282.0	288.3	247.0	252.9	550.4	403.5	260.2	261.4	220.7	242.7	64.8	65.9	67.3	66.8	230.70	30.28	6987.90
2006/11/23	04:59:00	1199.4	907.9	281.9	288.0	247.3	253.5	552.0	477.6	260.4	261.4	220.5	242.5	64.6	66.2	66.4	66.1	230.70	30.29	6987.90
2006/11/23	05:00:00	1199.2	900.8	281.9	287.7	247.0	253.9	550.8	365.7	260.0	261.4	220.5	242.5	65.5	65.5	65.9	66.1	230.70	30.29	6990.21
2006/11/23	05:01:00	1199.4	902.8	281.9	288.6	247.8	253.9	551.8	358.5	260.1	261.3	220.6	242.5	66.0	66.4	67.3	66.0	230.60	30.29	6984.87
2006/11/23	05:02:00	1199.9	903.2	281.7	288.2	247.5	253.6	551.2	445.2	260.6	261.4	220.5	242.4	64.2	66.8	66.4	66.1	230.70	30.29	6990.21
2006/11/23	05:03:00	1200.4	900.5	281.9	288.4	248.2	253.8	550.2	510.3	259.9	261.6	220.3	242.5	66.0	65.7	67.3	66.1	230.70	30.29	6990.21
2006/11/23	05:04:00	1199.7	902.4	281.9	288.8	247.8	254.0	551.9	414.3	259.8	261.3	220.6	242.5	65.3	66.3	67.0	66.6	230.70	30.29	6990.21
2006/11/23	05:05:00	1199.2	904.1	281.8	289.3	247.5	253.7	552.4	481.4	259.6	261.4	220.6	242.4	65.6	65.5	67.2	66.8	230.70	30.29	6987.90
2006/11/23	05:06:00	1199.4	903.8	281.8	288.5	247.1	253.8	551.3	481.7	259.4	261.4	220.6	242.4	65.5	65.9	65.8	66.4	230.70	30.24	6979.39
2006/11/23	05:07:00	1200.1	904.1	281.8	288.1	247.7	253.4	551.3	482.8	259.0	260.9	220.6	242.5	65.0	66.6	67.0	65.9	230.70	30.29	6990.21
2006/11/23	05:08:00	1199.9	904.1	281.7	288.3	247.6	253.7	553.2	406.6	259.7	260.9	220.7	242.5	66.6	65.9	67.1	66.2	230.70	30.29	6987.90
2006/11/23	05:09:00	1199.1	903.6	281.7	288.4	246.8	253.6	550.7	339.9	259.5	261.1	220.6	242.5	66.4	63.9	67.3	65.3	230.70	30.29	6987.90
2006/11/23	05:10:00	1198.4	903.1	282.0	288.9	246.8	253.1	550.5	468.0	259.3	260.9	220.9	242.5	66.2	63.7	66.2	65.0	230.70	30.29	6990.21
2006/11/23	05:11:00	1197.9	903.4	281.7	288.0	2														

Heat Rise Run

Rerun

Date	Time	TC1	TC2	TC3	TC4	TC5	TC6	TC7	TC8	TC9	TC10	TC11	TC12	TC13	TC14	TC15	TC16	VDC	Amps	Watts
2006/11/23	05:15:00	1198.5	905.5	281.8	288.3	247.1	253.2	551.8	360.3	259.4	260.6	220.8	242.5	65.2	65.4	66.1	65.2	230.70	30.29	6987.90
2006/11/23	05:16:00	1199.4	902.1	281.8	288.0	246.6	253.6	549.5	489.0	259.6	260.5	220.6	242.5	65.6	65.2	66.4	65.3	230.70	30.29	6990.21
2006/11/23	05:17:00	1199.0	905.8	281.9	288.3	247.3	253.1	552.1	448.1	259.4	260.4	220.7	242.5	65.2	65.2	66.2	65.3	230.70	30.28	6988.62
2006/11/23	05:18:00	1198.6	903.5	281.8	287.6	247.8	253.8	551.4	460.5	259.3	260.4	220.5	242.5	65.4	66.2	66.0	66.1	230.70	30.29	6990.21
2006/11/23	05:19:00	1199.9	901.1	281.7	288.7	247.5	253.5	551.8	395.1	258.9	260.3	220.5	242.7	65.6	66.1	66.0	65.8	230.70	30.29	6987.90
2006/11/23	05:20:00	1199.9	904.4	281.5	288.3	247.0	253.2	551.4	415.1	259.1	260.8	220.7	242.5	65.8	65.7	66.6	65.9	230.70	30.29	6990.21
2006/11/23	05:21:00	1198.3	906.4	281.7	288.3	246.6	253.7	551.8	469.5	258.7	260.9	220.6	242.5	65.2	67.1	66.3	66.2	230.70	30.29	6990.21
2006/11/23	05:22:00	1198.5	901.6	281.7	288.5	248.2	253.7	551.7	525.3	259.3	260.6	220.5	242.5	64.3	65.8	66.3	66.0	230.70	30.29	6990.21
2006/11/23	05:23:00	1198.9	904.6	282.0	288.4	248.3	253.4	551.8	492.6	258.8	261.2	220.7	242.5	64.4	65.7	66.0	66.3	230.80	30.29	6990.93
2006/11/23	05:24:00	1198.9	901.6	281.8	289.2	247.9	253.6	552.4	438.0	258.9	261.1	220.5	242.5	65.2	65.8	66.3	65.7	230.70	30.29	6987.90
2006/11/23	05:25:00	1199.8	900.6	281.7	287.8	247.9	253.6	551.2	498.7	259.4	261.1	220.3	242.5	65.7	66.4	66.6	66.4	230.70	30.29	6990.21
2006/11/23	05:26:00	1199.9	901.4	281.4	288.5	247.4	253.4	551.3	412.8	258.7	260.9	220.5	242.7	65.1	66.2	66.4	65.2	230.70	30.29	6990.21
2006/11/23	05:27:00	1200.1	898.9	281.7	288.1	247.2	253.2	548.4	474.8	259.4	260.8	220.6	242.7	64.4	65.2	67.0	65.3	230.70	30.29	6990.21
2006/11/23	05:28:00	1200.4	901.3	281.8	288.0	248.4	253.5	551.1	357.6	259.9	260.7	220.3	242.7	65.0	65.8	67.2	65.6	230.70	30.29	6990.21
2006/11/23	05:29:00	1198.8	904.4	282.0	289.4	247.4	253.7	551.6	412.7	259.5	260.9	220.7	242.7	64.8	65.6	66.2	66.1	230.70	30.29	6990.21
2006/11/23	05:30:00	1198.4	901.4	281.9	289.1	247.2	253.6	551.1	401.3	259.1	260.8	220.5	242.7	64.4	64.8	66.2	66.1	230.70	30.29	6987.90
2006/11/23	05:31:00	1199.7	900.6	282.0	287.8	246.8	253.3	552.0	531.7	259.4	260.5	220.3	242.7	65.1	65.4	66.8	66.3	230.80	30.29	6990.93
2006/11/23	05:32:00	1199.1	903.3	281.9	289.8	247.3	253.5	551.5	376.6	258.8	261.2	220.3	242.7	65.0	65.7	66.6	65.6	230.70	30.29	6990.21
2006/11/23	05:33:00	1199.6	902.2	282.0	288.7	248.7	253.6	551.2	510.5	260.0	261.1	220.3	242.7	65.2	66.3	67.8	66.6	230.70	30.29	6987.90
2006/11/23	05:34:00	1199.4	903.8	282.0	289.4	248.7	253.6	551.1	411.5	259.1	261.2	220.6	242.7	65.2	65.2	67.1	65.8	230.70	30.28	6985.60
2006/11/23	05:35:00	1198.9	903.1	282.1	288.7	247.7	253.7	550.2	517.7	259.1	261.2	220.5	242.7	65.7	65.6	66.2	65.7	230.80	30.29	6990.93
2006/11/23	05:36:00	1199.4	903.7	281.8	288.9	247.9	253.4	552.0	416.2	258.6	261.4	220.3	242.7	66.3	66.8	66.6	65.2	230.70	30.29	6990.21
2006/11/23	05:37:00	1199.7	902.7	281.9	289.0	247.9	253.4	549.2	385.7	258.5	260.7	220.6	242.7	65.9	67.5	67.5	64.8	230.70	30.29	6990.21
2006/11/23	05:38:00	1198.4	901.6	281.9	289.0	246.7	253.1	551.0	477.6	258.9	260.9	220.6	242.7	65.2	66.6	66.1	66.6	230.80	30.29	6990.93
2006/11/23	05:39:00	1198.8	903.6	282.1	288.7	247.2	253.6	552.3	501.0	258.5	260.8	220.7	242.7	67.3	65.3	66.8	65.5	230.70	30.29	6990.21
2006/11/23	05:40:00	1199.1	904.1	281.9	288.3	246.8	253.1	551.5	445.8	258.8	260.6	220.7	242.7	65.1	65.1	65.4	64.8	230.70	30.29	6987.90
2006/11/23	05:41:00	1199.2	900.1	282.1	288.5	247.3	253.1	551.5	427.6	258.8	260.7	220.5	242.7	66.6	65.3	65.2	65.8	230.70	30.29	6990.21
2006/11/23	05:42:00	1199.2	904.7	282.0	288.9	247.4	253.9	552.1	454.7	259.7	261.1	220.7	242.7	66.6	65.3	67.6	65.8	230.70	30.29	6990.21
2006/11/23	05:43:00	1198.5	903.0	281.9	287.9	248.1	254.2	552.0	444.8	259.9	261.1	220.5	242.7	66.4	66.4	66.8	66.6	230.70	30.29	6990.21
2006/11/23	05:44:00	1198.5	903.5	282.0	287.6	247.8	253.8	551.4	451.8	259.8	261.1	220.5	242.7	66.1	64.6	66.1	65.3	230.80	30.29	6990.93
2006/11/23	05:45:00	1199.1	904.0	282.1	289.4	246.6	253.8	550.7	462.7	259.1	260.4	220.7	242.7	66.1	64.4	66.1	65.1	230.70	30.29	6990.21
2006/11/23	05:46:00	1199.9	901.7	282.1	288.9	246.8	253.8	549.2	377.7	259.8	260.9	220.7	242.9	65.6	66.4	66.6	66.6	230.70	30.29	6990.21
2006/11/23	05:47:00	1199.6	902.7	282.0	288.0	247.8	253.5	551.7	465.5	259.7	260.8	220.7	242.7	65.8	65.4	67.3	65.4	230.70	30.29	6987.90
2006/11/23	05:48:00	1199.1	903.5	282.0	288.7	248.6	253.9	551.8	426.1	259.4	261.2	220.5	242.9	65.7	66.3	66.1	66.0	230.70	30.29	6987.90
2006/11/23	05:49:00	1198.6	902.1	282.1	289.2	247.7	253.5	552.2	410.5	259.4	261.2	220.5	242.9	65.9	65.6	65.9	66.8	230.70	30.29	6987.90
2006/11/23	05:50:00	1198.4	904.6	282.0	288.5	247.6	253.9	551.7	408.8	259.7	260.9	220.6	242.9	67.0	65.3	67.3	65.4	230.70	30.29	6990.21
2006/11/23	05:51:00	1199.0	902.9	282.2	288.9	248.3	253.5	552.4	428.0	259.7	261.1	220.7	242.9	67.0	65.8	67.6	65.4	230.70	30.29	6987.90
2006/11/23	05:52:00	1198.9	901.6	282.1	288.8	247.2	254.0	551.7	448.0	259.9	260.9	220.7	242.9	66.0	65.3	66.8	66.0	230.70	30.29	6990.21
2006/11/23	05:53:00	1199.4	903.4	282.1	288.6	247.3	253.8	550.7	461.9	259.6	260.9	220.8	242.9	66.3	65.0	65.9	65.8	230.70	30.29	6987.90
2006/11/23	05:54:00	1199.9	900.4	282.1	288.1	246.9	254.0	552.2	367.3	259.9	260.9	220.6	242.9	66.2	66.2	66.8	65.9	230.70	30.29	6987.90
2006/11/23	05:55:00	1199.8	901.6	282.1	288.4	246.9	254.2	551.6	482.7	259.4	261.1	220.6	242.9	65.3	65.3	67.1	66.1	230.70	30.29	6990.21
2006/11/23	05:56:00	1199.5	901.4	282.2	289.0	247.1	253.9	551.6	431.7	260.0	261.3	220.7	242.9	65.5	65.4	67.2	66.3	230.80	30.29	6990.93
2006/11/23	05:57:00	1200.3	902.9	281.8	288.5	247.0	254.2	550.2	417.1	259.3	261.1	220.6	242.9	65.7	65.3	66.4	65.5	230.70	30.29	6987.90
2006/11/23	05:58:00	1199.9	900.6	282.0	288.6	248.3	253.7	551.5	523.7	259.9	261.3	220.6	242.9	64.4	65.8	66.4	66.6	230.70	30.29	6990.21
2006/11/23	05:59:00	1199.4	903.4	282.2	288.9	248.7	253.9	550.9	437.7	259.3	261.1	220.8	242.9	65.0	65.0	66.3	65.6	230.80	30.29	6990.93
2006/11/23	06:00:00	1200.4	903.6	282.3	289.2	248.6	254.1	550.0	417.1	260.0	261.4	220.6	242.9	65.9	65.5	66.8	66.6	230.70	30.29	6987.90
2006/11/23	06:01:00	1199.8	902.8	282.2	289.7	247.9	254.2	551.5	477.1	260.1	261.4	220.6	242.9	65.6	66.2	66.8	67.1	230.70	30.29	6990.21
2006/11/23	06:02:00	1198.6	900.8	282.3	288.6	247.4	253.7	551.8	465.1	258.6	261.4	220.6	242.9	66.3	65.4	66.6	67.0	230.70	30.29	6990.21
2006/11/23	06:03:00	1199.6	903.0	282.3	288.5	247.7	254.1	550.7	438.2	259.6	261.6	220.7	242.9	65.1	66.0	66.6	65.8	230.70	30.29	6990.21
2006/11/23	06:04:00	1198.7	904.6	282.2	288.8	247.3	253.9	552.3	406.7	259.1	261.2	220.9	242.9	65.2	65.6	67.3	65.4	230.70	30.29	6987.90
2006/11/23	06:05:00	1199.1	902.1	282.3	288.1	247.4	253.7	552.2	459.3	259.3	261.2	220.8	242.9	63.9	64.8	66.8	66.1	230.70	30.29	6990.21
2006/11/23	06:06:00	1199.1	901.1	282.2	288.4	248.4	254.1	552.2	493.8	259.3	261.2	220.7	242.9	65.4	65.2	66.8	66.4	230.80	30.29	6990.93
2006/11/23	06:07:00	1198.9	902.0	282.2	288.2	247.9	253.2	551.6	435.3	259.6	261.4	220.6	242.9	64.8	65.8	66.8	65.8	230.80	30.29	6990.93
2006/11/23	06:08:00	1199.1	902.8	282.2	288.3	247.9	254.3	552.1	440.3	259.2	261.3	220.7	243.0	65.9	65.4	67.1	65.3	230.80	30.29	6990.93
2006/11/23	06:09:00	1200.1	902.7	282.1	288.6															

Heat Rise Run

Rerun

Date	Time	TC1	TC2	TC3	TC4	TC5	TC6	TC7	TC8	TC9	TC10	TC11	TC12	TC13	TC14	TC15	TC16	VDC	Amps	Watts
2006/11/23	06:13:00	1199.5	902.7	282.1	288.5	247.1	253.7	552.1	477.7	259.0	261.2	220.8	243.0	67.0	65.6	66.1	65.1	230.80	30.28	6988.62
2006/11/23	06:14:00	1199.5	901.1	282.0	288.1	247.2	253.6	551.9	502.2	259.6	261.2	220.8	243.2	65.3	66.4	66.2	65.1	230.70	30.29	6990.21
2006/11/23	06:15:00	1199.7	905.1	282.3	288.2	247.2	253.3	551.0	472.5	259.5	261.2	220.7	243.0	64.8	66.1	66.6	66.2	230.70	30.29	6987.90
2006/11/23	06:16:00	1199.5	901.6	282.3	289.0	246.9	253.8	550.2	473.5	259.6	261.4	220.6	243.0	65.0	65.3	65.9	66.0	230.70	30.28	6987.90
2006/11/23	06:17:00	1200.9	902.6	282.4	288.5	247.2	254.1	549.7	530.2	259.7	261.4	220.7	243.2	66.1	66.3	67.6	67.2	230.70	30.29	6987.90
2006/11/23	06:18:00	1200.7	904.4	282.4	288.5	247.9	254.2	548.9	523.3	260.1	261.6	220.7	243.0	64.2	66.1	66.6	66.8	230.70	30.29	6987.90
2006/11/23	06:19:00	1199.4	901.4	282.3	289.0	247.2	253.6	552.2	473.0	259.2	261.1	220.7	243.2	64.6	65.8	66.1	66.8	230.70	30.28	6987.90
2006/11/23	06:20:00	1199.7	903.1	282.3	288.4	247.9	254.0	552.7	479.2	259.9	261.4	220.5	243.0	66.4	64.8	66.1	66.6	230.70	30.28	6987.90
2006/11/23	06:21:00	1198.8	901.4	282.2	289.0	247.7	253.9	552.1	470.4	260.1	261.7	220.5	243.0	64.8	65.0	66.2	66.0	230.70	30.29	6987.90
2006/11/23	06:22:00	1198.9	902.1	282.5	288.7	246.7	254.0	552.0	496.9	260.4	261.8	220.6	243.2	65.4	65.3	66.2	66.2	230.70	30.29	6987.90
2006/11/23	06:23:00	1199.6	904.6	282.5	289.2	247.0	253.5	552.9	414.8	260.2	261.3	220.9	243.2	66.6	66.3	66.6	66.1	230.70	30.29	6990.21
2006/11/23	06:24:00	1198.7	905.7	282.5	288.8	247.2	254.0	552.6	444.1	260.0	261.4	220.8	243.2	66.2	65.6	66.3	65.9	230.70	30.29	6987.90
2006/11/23	06:25:00	1198.8	904.1	282.5	289.1	247.9	254.1	551.0	401.6	260.8	261.9	220.7	243.2	64.0	66.8	66.6	66.6	230.70	30.29	6987.90
2006/11/23	06:26:00	1198.9	903.0	282.5	288.5	247.7	253.7	551.1	477.2	260.5	261.8	220.9	243.2	64.4	66.0	66.4	66.6	230.70	30.28	6987.90
2006/11/23	06:27:00	1199.4	905.2	282.4	289.2	247.2	254.0	552.3	401.1	260.2	261.6	220.7	243.2	65.8	66.4	66.4	66.3	230.70	30.28	6987.90
2006/11/23	06:28:00	1199.2	902.6	282.5	289.4	247.2	254.1	552.8	487.0	260.4	261.9	221.1	243.2	64.8	66.3	66.8	66.3	230.70	30.29	6987.90
2006/11/23	06:29:00	1199.2	902.6	282.5	289.3	246.6	253.9	551.5	498.4	260.6	261.8	220.9	243.2	64.0	66.8	66.0	66.4	230.70	30.29	6990.21
2006/11/23	06:30:00	1201.1	899.8	282.5	289.2	246.0	253.9	551.7	446.8	260.1	261.6	220.8	243.2	65.2	67.1	65.3	66.4	230.70	30.28	6987.90
2006/11/23	06:31:00	1200.1	901.1	282.6	289.2	246.5	253.7	551.6	482.5	259.6	261.4	221.0	243.2	65.3	66.6	66.4	65.0	230.70	30.29	6987.90
2006/11/23	06:32:00	1199.5	902.1	282.6	288.7	246.9	253.5	553.4	484.9	260.4	261.8	220.8	243.0	65.1	66.6	66.6	65.8	230.70	30.29	6990.21
2006/11/23	06:33:00	1199.9	903.1	282.7	288.7	246.3	253.8	551.7	512.6	260.3	261.4	220.9	243.0	65.8	66.3	66.8	66.0	230.70	30.29	6987.90
2006/11/23	06:34:00	1199.9	901.6	282.6	289.2	247.1	253.9	551.3	486.7	260.2	261.8	221.0	243.2	65.9	65.9	65.7	66.0	230.70	30.29	6987.90
2006/11/23	06:35:00	1199.4	902.0	282.8	289.2	248.3	253.3	552.4	378.8	260.1	261.4	220.9	243.2	65.1	66.6	65.4	66.0	230.70	30.29	6987.90
2006/11/23	06:36:00	1199.6	904.3	282.7	288.6	248.7	254.2	552.4	480.0	260.8	261.9	221.0	243.2	66.6	67.3	65.8	66.8	230.70	30.28	6987.90
2006/11/23	06:37:00	1199.1	902.5	282.7	288.6	248.6	254.3	551.5	451.6	260.7	262.1	221.0	243.2	64.8	67.0	67.1	66.6	230.70	30.29	6990.21
2006/11/23	06:38:00	1198.6	903.6	282.9	288.0	247.9	254.3	550.4	432.8	260.6	262.1	221.0	243.0	64.8	67.1	66.8	67.0	230.70	30.28	6987.90
2006/11/23	06:39:00	1198.8	903.8	282.9	289.0	248.2	254.0	553.1	466.8	261.1	262.2	221.0	243.0	65.8	67.0	67.0	66.4	230.70	30.28	6987.90
2006/11/23	06:40:00	1199.7	902.0	283.0	288.2	247.4	254.2	552.6	473.3	260.6	261.9	220.8	243.2	64.2	66.1	66.1	67.0	230.70	30.29	6987.90
2006/11/23	06:41:00	1199.1	904.6	282.9	289.4	247.5	254.1	552.0	350.6	260.6	261.8	220.9	243.2	64.4	67.0	66.6	66.6	230.70	30.29	6987.90
2006/11/23	06:42:00	1198.9	904.1	282.7	288.6	247.7	254.2	551.0	513.7	260.8	261.9	221.1	243.0	65.3	66.3	66.8	66.6	230.70	30.29	6990.21
2006/11/23	06:43:00	1200.1	903.6	282.8	288.1	247.7	254.2	550.7	452.1	261.2	262.4	221.0	243.2	65.2	67.2	66.8	66.8	230.70	30.29	6987.90
2006/11/23	06:44:00	1199.9	903.9	283.0	289.0	247.9	254.5	553.2	402.3	260.9	262.4	221.1	243.2	66.3	67.7	66.6	66.8	230.70	30.29	6987.90
2006/11/23	06:45:00	1199.1	902.2	283.1	289.0	248.6	254.5	553.7	351.4	260.9	262.7	221.0	243.2	66.8	68.2	67.2	67.2	230.70	30.28	6987.90
2006/11/23	06:46:00	1199.7	904.6	283.1	289.4	248.4	254.3	552.8	491.5	261.3	262.4	221.0	243.2	66.2	68.0	66.8	67.1	230.70	30.28	6987.90
2006/11/23	06:47:00	1199.4	905.4	283.1	289.6	247.7	254.3	552.6	400.0	261.3	262.6	221.2	243.2	65.6	68.1	67.3	67.3	230.70	30.29	6987.90
2006/11/23	06:48:00	1198.8	902.9	282.9	289.6	247.9	254.1	552.7	491.6	260.8	262.4	221.2	243.4	66.0	67.3	67.1	67.0	230.70	30.29	6990.21
2006/11/23	06:49:00	1199.0	902.8	282.9	288.5	248.2	254.5	550.5	459.1	260.5	262.2	221.2	243.2	66.4	66.6	68.0	66.8	230.70	30.29	6987.90
2006/11/23	06:50:00	1199.7	901.9	282.9	288.8	248.7	254.0	553.4	471.3	261.2	262.2	221.3	243.2	66.1	67.3	67.3	66.6	230.70	30.29	6990.21
2006/11/23	06:51:00	1199.5	904.9	283.0	289.4	247.4	254.0	552.9	405.1	260.6	262.2	221.2	243.2	66.0	67.2	67.2	66.4	230.70	30.28	6987.90
2006/11/23	06:52:00	1199.1	903.2	283.1	288.4	248.1	254.6	551.8	561.2	261.4	262.4	221.1	243.2	66.3	67.7	67.6	67.0	230.70	30.28	6987.90
2006/11/23	06:53:00	1199.2	903.2	283.1	289.3	247.6	254.6	552.4	410.8	261.1	262.4	221.3	243.4	66.4	67.5	67.3	67.3	230.50	30.28	6979.54
2006/11/23	06:54:00	1199.1	904.4	283.0	289.7	248.4	254.2	553.4	427.9	261.3	262.4	221.3	243.4	66.2	68.1	67.0	67.2	230.70	30.29	6987.90
2006/11/23	06:55:00	1199.6	902.2	283.3	290.1	249.4	254.6	552.1	461.0	261.7	262.6	221.2	243.4	66.4	67.9	67.3	67.2	230.70	30.29	6987.90
2006/11/23	06:56:00	1199.2	903.1	283.3	288.9	248.7	254.7	551.8	478.2	261.4	262.7	221.1	243.4	65.7	67.6	67.6	67.5	230.70	30.29	6990.21
2006/11/23	06:57:00	1199.8	904.9	282.6	288.1	248.4	254.4	553.2	475.9	260.9	262.2	221.4	243.4	66.8	67.3	67.3	66.3	230.70	30.29	6990.21
2006/11/23	06:58:00	1199.2	905.4	283.0	289.9	248.4	254.3	553.4	434.3	260.9	262.1	221.5	243.4	66.8	67.5	67.3	66.6	230.70	30.29	6987.90
2006/11/23	06:59:00	1199.1	903.4	283.1	289.3	248.1	254.7	552.1	548.1	261.4	262.4	221.4	243.4	66.3	67.7	68.0	67.3	230.70	30.29	6990.21
2006/11/23	07:00:00	1199.5	905.0	283.2	290.7	247.9	254.5	552.8	526.6	261.1	262.4	221.3	243.4	66.3	67.2	67.9	67.0	230.70	30.29	6987.90
2006/11/23	07:01:00	1198.7	903.4	283.2	289.9	247.7	254.2	552.4	404.3	260.8	262.4	221.4	243.4	67.5	67.2	67.0	66.8	230.70	30.29	6990.21
2006/11/23	07:02:00	1198.7	902.0	283.3	290.2	247.9	254.8	553.2	449.2	261.4	262.6	221.3	243.4	67.5	67.9	67.3	66.6	230.70	30.28	6987.90
2006/11/23	07:03:00	1198.8	901.4	283.4	289.0	247.9	254.6	553.5	348.2	261.7	262.6	221.3	243.4	66.1	67.3	67.6	66.8	230.70	30.29	6987.90
2006/11/23	07:04:00	1200.3	904.3	283.3	289.9	247.8	254.7	552.9	447.9	261.3	262.7	221.4	243.4	66.3	67.3	67.5	67.0	230.70	30.29	6987.90
2006/11/23	07:05:00	1199.5	903.8	283.2	289.6	248.4	254.5	552.4	426.4	260.9	262.2	221.5	243.4	66.1	67.0	67.2	66.8	230.70	30.29	6987.90
2006/11/23	07:06:00	1199.9	902.8	283.1	287.7	247.6	254.4	553.1	450.9	260.8	262.2	221.5	243.4	66.3	67.2	66.6	66.0	230.70	30.29	6987.90
2006/11/23	07:07:00	1199.5	903.1	282.7	289.2	248.1	254.9	552.9	363.3	260.9	262.1	221.5	243.4							

Heat Rise Run

Rerun

		TC1	TC2	TC3	TC4	TC5	TC6	TC7	TC8	TC9	TC10	TC11	TC12	TC13	TC14	TC15	TC16	VDC	Amps	Watts
Date	Time																			
2006/11/23	07:11:00	1199.0	902.9	283.1	289.1	248.6	254.4	551.6	511.8	261.2	262.4	221.3	243.2	65.6	66.8	67.2	66.8	230.60	30.29	6984.87
2006/11/23	07:12:00	1199.4	902.0	283.0	289.3	248.7	254.3	553.4	473.2	260.4	261.9	221.4	243.2	67.7	65.8	67.7	66.6	230.70	30.28	6988.62
2006/11/23	07:13:00	1199.4	898.1	283.0	289.4	247.6	253.9	552.2	443.3	260.9	261.9	221.4	243.2	66.4	67.3	67.3	66.4	230.70	30.29	6987.90
2006/11/23	07:14:00	1198.8	903.5	282.9	288.9	248.1	253.9	553.2	453.5	260.5	262.2	221.3	243.2	65.6	66.6	67.3	67.0	230.70	30.29	6987.90
2006/11/23	07:15:00	1199.4	901.1	282.9	288.8	248.3	253.9	552.0	426.4	260.4	261.9	221.4	243.2	65.7	65.1	67.3	65.9	230.70	30.28	6987.90
2006/11/23	07:16:00	1199.1	904.9	283.0	288.9	247.9	254.1	552.4	525.0	260.7	261.9	221.2	243.2	65.3	66.4	66.8	66.6	230.70	30.29	6987.90
2006/11/23	07:17:00	1199.2	901.9	282.9	288.5	248.4	254.6	552.3	453.5	260.5	262.1	221.3	243.2	64.6	65.5	67.3	66.6	230.70	30.29	6987.90
2006/11/23	07:18:00	1199.1	900.5	282.9	289.9	247.3	254.6	552.6	453.5	260.9	262.1	221.3	243.2	66.0	65.8	67.7	66.8	230.70	30.29	6990.21
2006/11/23	07:19:00	1199.5	899.1	282.9	289.4	247.7	254.5	551.4	469.3	260.4	262.4	221.2	243.2	66.0	65.2	67.1	66.0	230.70	30.29	6990.21
2006/11/23	07:20:00	1198.6	902.6	282.8	289.7	248.2	254.2	550.5	402.1	260.5	261.9	221.3	243.2	66.8	65.7	67.3	65.8	230.80	30.29	6990.93
2006/11/23	07:21:00	1199.4	902.4	283.0	289.0	247.3	254.1	553.2	412.4	260.8	262.2	221.3	243.2	65.2	66.1	67.0	66.8	230.70	30.28	6987.90
2006/11/23	07:22:00	1199.0	905.1	282.8	289.4	247.6	254.4	552.2	345.6	260.8	262.2	221.3	243.2	67.3	65.3	66.3	67.1	230.70	30.29	6987.90
2006/11/23	07:23:00	1198.6	901.9	282.9	289.4	247.7	254.4	552.1	444.8	260.5	262.1	221.4	243.2	65.8	66.0	67.1	66.1	230.70	30.28	6987.90
2006/11/23	07:24:00	1199.1	903.8	283.0	289.3	247.4	254.1	550.7	443.7	260.9	261.9	221.4	243.2	65.7	65.8	67.2	66.1	230.60	30.28	6984.87
2006/11/23	07:25:00	1199.1	904.0	282.9	289.4	247.6	254.0	550.7	480.9	260.6	261.9	221.4	243.2	65.9	65.2	66.8	65.8	230.70	30.28	6987.90
2006/11/23	07:26:00	1198.8	903.8	282.8	288.1	248.4	253.9	551.8	453.8	260.7	262.2	221.4	243.2	65.2	66.3	67.2	66.2	230.70	30.28	6988.62
2006/11/23	07:27:00	1199.1	903.8	282.9	289.0	248.9	254.1	551.7	454.3	260.2	262.2	221.3	243.2	65.7	66.0	67.3	66.4	230.70	30.28	6985.60
2006/11/23	07:28:00	1199.2	904.9	283.0	289.4	248.6	254.1	552.8	481.9	260.5	262.2	221.5	243.2	65.3	65.2	67.5	66.0	230.70	30.29	6987.90
2006/11/23	07:29:00	1199.4	903.1	282.8	288.8	247.5	254.4	552.7	467.2	260.6	261.9	221.5	243.2	65.7	65.1	66.3	65.8	230.70	30.28	6985.60
2006/11/23	07:30:00	1198.6	901.9	283.1	289.1	247.9	254.0	552.7	449.5	260.5	262.2	221.4	243.4	66.1	65.5	66.6	66.8	230.70	30.29	6987.90
2006/11/23	07:31:00	1198.9	904.9	283.1	289.2	248.3	254.5	552.9	466.2	260.8	262.2	221.6	243.4	65.3	65.2	66.2	66.6	230.70	30.28	6987.90
2006/11/23	07:32:00	1199.0	904.3	283.1	288.6	247.7	254.7	551.8	452.0	260.8	262.2	221.5	243.4	65.4	65.7	66.8	66.6	230.60	30.28	6984.87
2006/11/23	07:33:00	1199.0	903.6	283.0	288.7	247.7	254.1	552.8	378.4	260.9	262.4	221.7	243.2	65.4	65.8	66.6	66.3	230.70	30.29	6987.90
2006/11/23	07:34:00	1200.2	902.9	283.1	289.2	247.3	254.8	552.8	474.7	260.7	262.4	221.4	243.2	65.5	66.6	66.8	66.3	230.70	30.28	6987.90
2006/11/23	07:35:00	1199.4	903.0	283.1	288.9	247.9	254.4	552.9	421.0	259.6	261.9	221.4	243.2	65.4	65.5	66.8	65.7	230.70	30.28	6985.60
2006/11/23	07:36:00	1199.6	899.2	283.1	288.3	248.4	254.4	551.8	515.7	260.2	261.7	221.5	243.2	66.3	65.4	66.8	65.9	230.70	30.28	6985.60
2006/11/23	07:37:00	1199.4	901.6	283.0	288.4	248.4	254.2	552.4	442.6	260.1	261.9	221.7	243.4	65.6	64.2	66.8	64.6	230.60	30.28	6984.87
2006/11/23	07:38:00	1199.4	903.3	283.0	288.7	247.2	254.4	553.7	479.6	260.3	261.6	221.6	243.4	67.1	64.2	67.1	65.1	230.70	30.28	6987.90
2006/11/23	07:39:00	1198.9	901.3	283.2	289.1	247.8	254.5	553.2	479.6	260.2	262.2	221.6	243.4	67.2	66.1	66.4	66.1	230.70	30.28	6985.60
2006/11/23	07:40:00	1199.6	903.9	283.2	289.4	247.5	254.7	553.2	471.7	260.4	261.9	221.5	243.4	67.2	66.1	66.4	65.8	230.70	30.28	6987.90
2006/11/23	07:41:00	1199.4	903.9	283.2	288.9	247.6	254.3	553.7	459.4	260.9	262.2	221.5	243.4	66.3	65.2	66.8	66.3	230.70	30.29	6987.90
2006/11/23	07:42:00	1199.1	902.7	283.2	289.2	247.9	254.7	552.8	454.0	260.2	262.2	221.6	243.4	66.6	65.6	66.4	66.1	230.70	30.28	6985.60
2006/11/23	07:43:00	1198.8	904.9	283.1	289.6	247.8	254.8	552.8	567.4	260.6	262.4	221.5	243.4	66.8	65.3	66.6	65.7	230.60	30.28	6984.87
2006/11/23	07:44:00	1199.1	901.0	283.0	289.1	247.6	254.3	552.4	445.5	260.5	262.1	221.6	243.4	66.4	65.6	66.3	65.5	230.60	30.29	6984.87
2006/11/23	07:45:00	1198.9	903.3	283.2	289.2	249.1	254.9	553.9	472.2	260.9	262.4	221.7	243.4	65.3	65.9	67.3	65.8	230.60	30.28	6984.87
2006/11/23	07:46:00	1199.4	904.7	283.2	289.1	248.4	254.4	552.9	434.3	260.9	262.2	221.6	243.4	64.8	65.9	66.8	66.8	230.70	30.28	6987.90
2006/11/23	07:47:00	1199.7	903.4	283.2	289.3	248.2	254.3	552.9	374.2	260.7	262.4	221.6	243.4	64.4	64.8	67.1	66.8	230.70	30.27	6987.90
2006/11/23	07:48:00	1200.6	903.6	283.2	289.3	248.6	254.8	552.4	452.9	260.1	262.4	221.5	243.4	65.4	65.0	67.5	65.9	230.60	30.28	6985.60
2006/11/23	07:49:00	1199.4	904.1	283.1	289.4	248.4	254.8	552.8	416.7	260.7	262.4	221.4	243.4	65.2	66.0	67.5	66.8	230.70	30.28	6985.60
2006/11/23	07:50:00	1199.5	904.6	283.1	289.0	248.3	254.1	552.4	399.4	260.9	262.2	221.6	243.4	65.3	65.5	67.5	65.9	230.70	30.28	6985.60
2006/11/23	07:51:00	1199.5	900.1	283.4	288.7	248.2	254.3	552.8	511.2	261.2	262.2	221.4	243.4	67.0	66.4	67.0	66.4	230.70	30.29	6987.90
2006/11/23	07:52:00	1199.4	900.1	283.5	290.2	247.2	254.0	554.2	438.2	260.8	262.6	221.7	243.5	65.1	67.3	67.0	66.6	230.70	30.28	6987.90
2006/11/23	07:53:00	1198.9	905.4	283.5	289.9	247.7	254.2	553.9	374.8	261.1	262.7	221.6	243.5	65.0	66.4	66.4	66.3	230.70	30.28	6987.90
2006/11/23	07:54:00	1198.4	901.9	283.6	289.7	248.1	254.2	552.1	445.3	261.2	261.9	221.5	243.7	65.3	65.3	66.1	66.0	230.70	30.29	6987.90
2006/11/23	07:55:00	1198.8	903.9	283.4	289.6	247.4	254.3	552.9	446.8	261.4	262.6	221.6	243.5	64.8	65.1	66.4	65.5	230.70	30.29	6990.21
2006/11/23	07:56:00	1198.9	902.7	283.5	289.7	248.4	254.6	552.6	456.5	261.4	262.7	221.5	243.4	65.6	66.3	66.4	66.1	230.70	30.29	6987.90
2006/11/23	07:57:00	1199.0	904.7	283.5	290.6	247.1	254.8	553.7	356.6	260.8	262.6	221.7	243.5	65.7	67.2	66.3	67.0	230.70	30.29	6990.21
2006/11/23	07:58:00	1199.4	905.5	283.7	289.2	247.8	254.7	553.7	536.1	261.2	262.4	221.5	243.7	65.7	66.6	66.1	67.0	230.70	30.29	6990.21
2006/11/23	07:59:00	1199.2	902.7	283.7	290.4	248.4	254.8	553.5	350.6	261.9	263.0	221.9	243.7	66.0	66.6	66.8	66.6	230.70	30.29	6990.21
2006/11/23	08:00:00	1199.2	903.6	283.8	289.6	248.3	255.3	554.2	474.7	261.6	263.0	221.8	243.7	64.8	67.8	66.4	67.3	230.70	30.29	6990.21
2006/11/23	08:01:00	1199.1	904.3	283.8	290.7	248.7	255.3	553.4	347.6	261.4	263.2	221.8	243.7	65.8	67.3	66.6	66.6	230.70	30.29	6990.21
2006/11/23	08:02:00	1199.1	901.1	283.9	290.4	247.9	254.9	552.4	462.1	261.4	262.9	221.7	243.7	65.5	66.8	66.6	67.0	230.70	30.29	6990.21
2006/11/23	08:03:00	1199.9	902.4	283.8	290.6	247.9	255.1	552.3	398.8	261.1	262.9	221.7	243.7	66.1	66.8	66.6	66.8	230.70	30.29	6990.21
2006/11/23	08:04:00	1200.7	900.2	283.8	290.1	248.1	254.9	551.8	467.0	260.9	262.9	221.8	243.7	66.2	67.5	66.4	66.3	230.70	30.29</	

Heat Rise Run

Rerun

Radioactive Material Transport Packaging System Safety Analysis Report
for Model AOS-025, AOS-050, and AOS-100 Transport Packages, Rev. G, July 27, 2012 (Docket No. 71-9316) 3-649

Date	Time	TC1	TC2	TC3	TC4	TC5	TC6	TC7	TC8	TC9	TC10	TC11	TC12	TC13	TC14	TC15	TC16	VDC	Amps	Watts
2006/11/23	08:09:00	1199.6	902.6	283.4	290.4	247.4	254.1	551.9	432.8	261.7	262.7	221.8	243.5	65.7	65.0	66.6	66.3	230.60	30.28	6982.57
2006/11/23	08:10:00	1199.6	903.0	283.2	289.0	247.7	253.9	553.2	430.6	260.9	262.7	221.7	243.5	65.1	65.0	66.1	66.1	230.60	30.29	6987.18
2006/11/23	08:11:00	1199.6	903.4	283.4	289.6	248.3	254.7	554.2	403.8	260.8	262.7	221.9	243.4	66.2	64.6	66.8	66.4	230.70	30.29	6987.90
2006/11/23	08:12:00	1199.6	901.9	283.5	289.1	248.1	254.1	554.2	451.7	260.5	262.7	221.7	243.5	66.3	65.9	66.6	66.8	230.70	30.29	6987.90
2006/11/23	08:13:00	1200.2	903.3	283.5	289.2	248.2	254.8	553.5	499.4	260.6	262.4	221.7	243.4	66.0	66.4	67.1	67.1	230.70	30.29	6987.90
2006/11/23	08:14:00	1199.5	903.6	283.5	289.8	247.8	254.3	554.0	361.3	260.5	262.7	221.8	243.4	66.6	66.3	66.6	67.2	230.70	30.29	6987.90
2006/11/23	08:15:00	1199.6	903.2	283.3	289.6	248.2	254.9	553.4	458.2	260.4	262.6	221.7	243.4	66.3	65.6	66.6	66.2	230.70	30.29	6987.90
2006/11/23	08:16:00	1199.7	902.8	283.3	288.9	247.2	254.6	552.8	360.0	260.2	262.2	221.8	243.4	65.5	65.3	66.8	66.2	230.70	30.29	6987.90
2006/11/23	08:17:00	1199.7	902.9	283.4	289.0	247.3	254.8	552.6	487.4	260.4	262.2	221.7	243.5	65.1	65.2	67.1	65.8	230.70	30.29	6987.90
2006/11/23	08:18:00	1199.4	903.5	283.5	289.0	248.6	254.0	552.4	442.0	261.4	262.7	221.8	243.4	63.7	66.2	66.0	65.8	230.50	30.28	6979.54
2006/11/23	08:19:00	1199.4	901.9	283.4	289.2	247.9	254.4	552.4	489.0	260.2	262.2	221.7	243.5	66.0	66.0	65.7	66.0	230.70	30.29	6987.90
2006/11/23	08:20:00	1199.7	904.7	283.5	288.9	247.7	254.6	552.8	470.2	261.4	262.6	221.8	243.4	66.0	65.6	66.0	66.6	230.80	30.29	6990.93
2006/11/23	08:21:00	1199.2	904.6	283.1	287.7	247.7	254.9	553.5	451.4	261.4	262.4	221.9	243.4	67.3	65.3	66.1	66.0	230.80	30.29	6990.93
2006/11/23	08:22:00	1199.2	903.7	283.6	288.7	248.7	254.7	553.1	470.0	261.4	262.9	221.9	243.4	65.4	66.6	66.4	66.2	230.70	30.29	6987.90
2006/11/23	08:23:00	1199.2	904.4	283.3	290.2	248.3	254.3	552.4	403.1	261.2	262.7	221.8	243.4	64.4	64.6	65.8	65.5	230.60	30.29	6984.87
2006/11/23	08:24:00	1199.1	906.0	283.5	288.7	248.4	254.6	552.9	403.1	261.1	262.6	222.0	243.5	64.1	65.7	66.6	65.8	230.70	30.29	6987.90
2006/11/23	08:25:00	1199.4	903.8	283.6	289.4	247.1	254.8	552.8	397.3	260.8	262.4	222.0	243.5	65.2	66.3	66.8	65.0	230.70	30.28	6985.60
2006/11/23	08:26:00	1200.8	903.2	283.7	289.4	247.4	254.3	553.7	441.1	261.1	262.7	221.8	243.5	66.2	66.6	67.0	66.8	230.70	30.28	6985.60
2006/11/23	08:27:00	1200.1	901.7	283.8	289.9	247.1	254.6	552.4	484.3	261.6	262.7	221.7	243.5	66.2	66.8	67.1	66.8	230.70	30.29	6987.90
2006/11/23	08:28:00	1199.9	906.4	283.6	289.4	248.2	254.7	553.4	448.3	260.8	262.7	222.1	243.5	65.2	66.6	66.8	66.8	230.70	30.29	6990.21
2006/11/23	08:29:00	1199.4	904.9	283.6	290.2	248.4	254.9	552.0	449.5	260.9	262.7	221.9	243.5	64.1	65.4	66.6	66.8	230.80	30.29	6990.93
2006/11/23	08:30:00	1198.8	904.3	283.6	289.2	248.7	254.8	553.4	487.6	260.7	262.6	221.9	243.4	64.8	65.9	66.3	66.4	230.70	30.29	6987.90
2006/11/23	08:31:00	1199.1	902.4	283.7	289.2	247.9	254.8	553.9	405.9	260.5	262.7	221.9	243.4	65.4	65.5	66.3	66.2	230.70	30.28	6987.90
2006/11/23	08:32:00	1199.8	907.0	283.2	289.4	248.2	254.2	551.7	424.0	260.6	262.9	221.8	243.4	65.4	65.5	65.7	65.3	230.70	30.28	6987.90
2006/11/23	08:33:00	1199.9	898.9	283.4	289.0	247.8	254.6	553.2	602.6	260.8	262.6	221.8	243.4	65.5	64.8	67.0	66.4	230.70	30.29	6987.90
2006/11/23	08:34:00	1200.7	901.6	283.7	289.0	247.5	253.9	553.4	460.0	260.9	262.4	221.8	243.4	66.4	64.8	67.2	65.7	230.70	30.28	6987.90
2006/11/23	08:35:00	1200.3	900.8	283.5	289.6	247.6	255.1	553.7	482.3	260.4	261.8	221.7	243.4	66.1	65.1	67.6	65.6	230.70	30.28	6987.90
2006/11/23	08:36:00	1199.8	901.9	283.7	289.4	247.9	254.6	552.9	471.3	260.9	262.1	221.7	243.4	65.0	65.8	67.3	65.9	230.70	30.29	6987.90
2006/11/23	08:37:00	1201.3	900.5	283.4	288.6	247.5	253.6	552.9	509.0	260.5	262.4	221.7	243.4	64.8	65.8	66.8	65.3	230.70	30.28	6985.60
2006/11/23	08:38:00	1200.2	905.0	283.5	288.3	247.3	254.7	553.4	456.2	260.4	262.2	221.9	243.4	65.0	65.0	66.8	65.4	230.70	30.29	6987.90
2006/11/23	08:39:00	1200.1	903.4	283.4	289.4	249.2	254.5	553.4	383.1	260.4	262.4	221.7	243.4	64.6	65.2	66.6	65.7	230.70	30.28	6987.90
2006/11/23	08:40:00	1200.5	901.9	283.5	289.0	249.2	254.5	552.9	369.7	261.1	262.4	221.6	243.4	65.3	65.7	67.3	66.0	230.70	30.29	6987.90
2006/11/23	08:41:00	1199.5	901.1	283.5	288.3	247.9	254.5	553.5	378.6	259.9	262.2	221.7	243.4	64.8	65.3	66.4	66.2	230.70	30.28	6987.90
2006/11/23	08:42:00	1199.7	901.4	283.4	289.6	248.4	254.6	552.4	498.6	260.5	262.4	221.7	243.4	66.1	66.6	66.6	65.7	230.70	30.29	6990.21
2006/11/23	08:43:00	1199.5	903.5	283.6	289.1	247.8	254.5	552.4	447.6	260.6	262.4	221.6	243.4	65.9	66.3	66.8	66.3	230.70	30.29	6987.90
2006/11/23	08:44:00	1199.7	903.1	283.4	289.1	248.3	254.6	553.9	429.1	260.7	262.4	221.7	243.4	65.6	66.2	67.3	66.6	230.70	30.28	6987.90
2006/11/23	08:45:00	1200.2	905.2	283.7	288.8	247.9	254.8	552.9	450.8	260.8	262.2	222.0	243.5	65.0	66.0	65.8	66.8	230.70	30.29	6987.90
2006/11/23	08:46:00	1199.1	904.7	283.5	288.4	247.0	254.7	552.7	441.6	260.6	262.7	222.0	243.5	65.8	65.6	65.6	66.6	230.70	30.29	6987.90
2006/11/23	08:47:00	1200.2	900.4	283.6	288.8	247.6	254.8	552.8	479.1	260.2	262.4	221.8	243.7	65.5	64.3	66.8	65.5	230.70	30.28	6987.90
2006/11/23	08:48:00	1200.1	900.9	283.6	289.4	247.8	254.7	551.7	422.3	260.3	262.4	221.7	243.7	64.1	65.1	66.8	65.8	230.70	30.29	6987.90
2006/11/23	08:49:00	1199.4	900.6	283.6	289.1	248.4	254.2	552.1	490.8	260.7	262.4	222.0	243.5	64.1	65.0	67.2	65.9	230.70	30.28	6987.90
2006/11/23	08:50:00	1199.4	902.6	283.6	288.9	248.3	254.6	552.4	429.4	260.7	261.9	222.0	243.5	64.1	65.6	66.6	65.6	230.70	30.29	6987.90
2006/11/23	08:51:00	1198.7	904.4	283.7	288.8	248.6	254.7	553.7	475.7	260.8	262.4	222.0	243.5	65.0	65.2	66.2	66.4	230.70	30.29	6990.21
2006/11/23	08:52:00	1199.4	904.9	283.5	288.6	248.2	254.6	554.2	445.1	260.4	262.4	221.9	243.7	65.1	64.8	66.3	65.9	230.70	30.28	6987.90
2006/11/23	08:53:00	1198.8	903.2	283.7	290.1	247.9	254.3	552.7	494.7	261.2	262.2	221.7	243.5	66.8	65.7	66.8	66.4	230.70	30.29	6987.90
2006/11/23	08:54:00	1199.6	901.9	283.6	289.2	247.8	254.7	553.5	409.3	260.4	262.4	221.7	243.5	65.8	65.5	67.2	65.6	230.70	30.29	6987.90
2006/11/23	08:55:00	1198.9	902.4	283.6	289.3	247.9	254.3	553.4	423.0	259.9	262.1	221.7	243.7	65.2	66.3	66.6	65.5	230.70	30.28	6985.60
2006/11/23	08:56:00	1198.5	903.4	283.5	289.1	248.9	254.9	551.4	474.2	260.9	262.6	221.8	243.5	66.4	67.3	66.8	66.6	230.70	30.28	6985.60
2006/11/23	08:57:00	1198.3	901.6	283.4	289.1	248.3	254.7	553.2	504.7	260.4	262.6	221.6	243.5	66.1	66.3	66.6	65.5	230.70	30.28	6985.60
2006/11/23	08:58:00	1199.4	903.3	283.5	288.1	247.7	255.2	553.9	411.0	260.1	262.6	221.9	243.5	65.5	66.0	67.2	65.1	230.70	30.29	6987.90
2006/11/23	08:59:00	1199.5	904.9	283.6	289.6	247.5	254.5	553.1	460.8	260.9	262.4	221.7	243.5	64.4	65.9	66.6	66.4	230.70	30.29	6987.90
2006/11/23	09:00:00	1199.4	903.1	283.6	289.7	248.4	254.9	552.1	451.6	260.9	262.4	221.8	243.7	65.0	65.1	66.6	65.8	230.70	30.28	6987.90
2006/11/23	09:01:00	1199.0	904.0	283.7	290.2	248.9	254.7	553.2	383.9	260.3	262.7	221.9	243.7	64.8	65.7	67.0	66.1	230.70	30.29	6987.90
2006/11/23	09:02:00	1198.5	902.9	283.6	289.0	248.7	254.4	551.8	464.0	260.2	262.6	221.8	243.7	65.1	65.8	66.8	66.6	23		

Heat Rise Run Rerun

		TC1	TC2	TC3	TC4	TC5	TC6	TC7	TC8	TC9	TC10	TC11	TC12	TC13	TC14	TC15	TC16	VDC	Amps	Watts
Date	Time																			
2006/11/23	09:07:00	1200.6	903.0	283.9	289.2	247.4	254.5	554.0	468.3	261.3	262.7	221.8	243.7	66.0	65.4	66.6	66.1	230.80	30.29	6990.93
2006/11/23	09:08:00	1199.9	902.9	283.7	288.9	247.9	254.6	553.4	469.3	261.3	262.7	221.9	243.7	65.5	66.6	66.8	66.3	230.80	30.29	6990.93
2006/11/23	09:09:00	1199.9	901.7	283.5	289.2	247.9	254.9	552.9	436.8	260.9	262.9	222.0	243.8	67.1	66.3	66.8	66.2	230.70	30.28	6985.60
2006/11/23	09:10:00	1199.7	901.4	283.7	289.6	247.9	254.7	554.6	425.5	261.4	262.7	221.9	243.8	66.2	65.9	67.1	66.2	230.70	30.28	6985.60
2006/11/23	09:11:00	1200.1	904.9	283.7	289.6	247.7	254.9	553.5	427.3	261.1	262.9	222.1	243.8	65.8	66.4	66.8	66.3	230.70	30.28	6987.90
2006/11/23	09:12:00	1199.2	907.4	283.9	290.2	247.3	254.8	554.4	449.8	260.9	262.9	222.2	243.7	68.1	67.0	65.8	65.7	230.70	30.29	6987.90
2006/11/23	09:13:00	1199.4	900.9	283.9	289.7	247.6	255.1	553.5	425.3	261.6	262.9	222.0	243.8	67.3	66.8	66.8	65.8	230.70	30.28	6987.90
2006/11/23	09:14:00	1199.7	903.0	283.9	289.8	247.9	255.1	553.9	488.3	261.7	263.0	221.9	243.8	68.0	67.2	66.4	66.8	230.70	30.29	6987.90
2006/11/23	09:15:00	1199.9	906.1	283.9	289.6	248.1	255.2	552.9	460.5	260.9	263.0	222.3	243.9	67.3	66.6	66.1	66.2	230.70	30.28	6987.90
2006/11/23	09:16:00	1200.1	902.9	283.9	289.6	247.9	255.3	553.4	468.0	260.8	262.9	222.3	243.8	67.5	65.9	66.6	65.9	230.70	30.29	6987.90
2006/11/23	09:17:00	1200.4	903.1	284.1	289.4	248.4	255.2	553.7	461.8	261.8	263.0	222.1	243.8	66.1	67.8	68.2	67.3	230.70	30.28	6987.90
2006/11/23	09:18:00	1199.6	903.3	284.2	289.9	248.9	255.2	554.7	422.8	261.9	263.2	222.0	243.9	65.5	67.3	67.3	67.2	230.70	30.28	6988.62
2006/11/23	09:19:00	1199.9	903.5	284.4	289.8	248.6	255.4	554.0	469.5	262.2	263.5	222.2	243.9	66.0	68.0	67.3	67.5	230.70	30.28	6987.90
2006/11/23	09:20:00	1199.7	904.3	284.3	289.9	248.6	255.6	553.7	352.8	261.7	263.4	222.2	243.9	66.1	67.3	67.7	67.0	230.70	30.29	6987.90
2006/11/23	09:21:00	1199.4	904.7	284.4	289.9	248.4	255.4	554.4	428.0	261.9	263.4	222.0	244.0	66.4	67.9	67.8	67.1	230.70	30.29	6987.90
2006/11/23	09:22:00	1200.5	903.1	284.4	288.7	249.7	255.4	553.7	566.1	261.9	263.5	222.0	244.0	65.8	68.0	67.5	67.5	230.70	30.29	6987.90
2006/11/23	09:23:00	1200.2	901.1	284.4	290.2	247.8	255.4	553.7	454.6	262.2	263.4	222.1	244.0	67.3	67.2	67.5	67.5	230.70	30.29	6987.90
2006/11/23	09:24:00	1199.6	902.7	284.4	290.6	248.4	255.4	553.2	448.4	262.4	263.8	222.3	244.0	66.2	67.3	67.5	67.6	230.70	30.29	6987.90
2006/11/23	09:25:00	1199.6	903.9	284.6	289.9	249.1	255.4	554.4	422.5	262.4	263.5	222.2	244.0	66.3	68.3	67.5	67.8	230.70	30.29	6990.21
2006/11/23	09:26:00	1199.7	900.5	284.6	290.4	247.9	255.1	554.3	355.9	262.1	263.7	222.1	244.0	65.5	67.1	67.2	67.3	230.80	30.29	6990.93
2006/11/23	09:27:00	1200.8	901.1	284.4	289.2	247.4	255.4	553.7	470.3	261.8	263.7	222.2	244.0	65.3	67.3	66.8	67.0	230.70	30.29	6990.21
2006/11/23	09:28:00	1200.9	903.2	284.4	289.7	247.4	255.3	554.6	435.8	261.9	263.4	222.1	244.0	64.8	66.6	66.6	66.8	230.70	30.28	6987.90
2006/11/23	09:29:00	1200.1	904.1	284.4	289.8	248.2	255.3	553.2	453.8	261.9	263.2	222.3	243.9	66.2	67.2	66.2	66.4	230.70	30.28	6985.60
2006/11/23	09:30:00	1198.9	901.1	284.4	289.4	248.3	255.1	552.7	405.1	261.4	262.9	222.2	243.9	65.9	67.3	66.4	66.0	230.70	30.29	6987.90
2006/11/23	09:31:00	1198.7	903.8	284.3	290.4	249.7	254.9	553.1	434.6	261.8	263.2	222.3	243.9	65.6	67.7	66.8	67.2	230.80	30.29	6990.93
2006/11/23	09:32:00	1199.0	905.4	284.4	289.9	249.1	255.3	554.0	426.6	261.6	263.4	222.3	243.9	67.0	67.9	67.2	67.1	230.80	30.29	6990.93
2006/11/23	09:33:00	1199.0	900.8	284.4	289.6	248.6	255.1	554.2	426.3	262.6	263.7	222.4	243.9	65.2	67.3	67.3	67.1	230.80	30.29	6990.93
2006/11/23	09:34:00	1199.1	902.7	284.2	289.7	248.3	254.9	555.3	457.0	262.4	263.2	222.4	243.9	65.5	67.2	67.3	67.0	230.80	30.29	6990.93
2006/11/23	09:35:00	1199.0	904.7	284.2	289.4	248.6	255.2	555.1	395.8	261.9	263.2	222.5	243.9	66.8	67.6	68.1	66.3	230.80	30.29	6990.93
2006/11/23	09:36:00	1199.7	901.6	283.9	289.3	248.6	255.4	553.9	435.8	261.3	263.2	222.3	243.9	66.6	67.7	67.3	65.9	230.80	30.29	6990.93
2006/11/23	09:37:00	1200.1	901.7	284.3	289.3	248.7	255.4	553.9	475.0	261.9	263.2	222.2	243.8	66.6	67.0	67.7	66.8	230.80	30.29	6990.93
2006/11/23	09:38:00	1199.7	904.6	284.2	289.0	248.4	255.3	555.2	419.3	262.4	263.7	222.2	243.8	66.1	67.1	66.6	67.2	230.80	30.29	6990.93
2006/11/23	09:39:00	1200.1	903.1	284.3	289.0	248.7	254.7	553.9	445.8	261.7	263.4	222.2	243.8	67.1	67.2	66.6	67.1	230.80	30.29	6990.93
2006/11/23	09:40:00	1199.9	901.9	284.4	289.3	248.7	255.1	554.4	489.2	261.9	263.4	222.2	243.8	65.7	67.6	66.8	67.2	230.80	30.29	6990.93
2006/11/23	09:41:00	1199.7	903.5	284.4	289.9	249.1	255.2	554.3	473.0	262.2	263.7	222.3	243.9	65.9	68.2	67.3	67.1	230.80	30.29	6990.93
2006/11/23	09:42:00	1199.9	906.0	284.4	289.4	248.3	255.6	553.4	476.7	262.9	263.8	222.4	244.0	66.3	68.3	67.7	67.3	230.80	30.29	6990.93
2006/11/23	09:43:00	1200.1	903.0	284.6	290.2	248.4	255.7	555.0	363.2	262.7	263.7	222.4	244.0	66.4	67.3	67.3	67.1	230.70	30.28	6985.60
2006/11/23	09:44:00	1199.5	905.4	284.9	290.7	249.4	255.6	552.9	451.9	262.6	263.9	222.7	244.2	66.1	67.8	67.1	67.0	230.70	30.28	6985.60
2006/11/23	09:45:00	1200.1	900.9	284.7	290.7	249.2	255.7	552.9	375.8	262.4	263.9	222.6	244.2	66.4	66.8	67.3	66.6	230.70	30.28	6985.60
2006/11/23	09:46:00	1199.5	902.6	284.6	290.6	248.9	255.3	554.7	483.0	262.2	264.0	222.6	244.2	64.6	67.1	67.1	66.6	230.70	30.28	6987.90
2006/11/23	09:47:00	1199.4	904.9	284.4	289.9	248.9	255.1	554.0	354.6	263.0	263.5	222.5	244.2	64.6	67.3	67.1	66.6	230.70	30.29	6990.21
2006/11/23	09:48:00	1199.4	902.8	284.4	289.2	248.9	254.9	554.2	357.0	262.6	263.5	222.6	244.2	64.6	67.5	66.6	67.6	230.70	30.29	6990.21
2006/11/23	09:49:00	1199.7	903.6	284.6	289.6	248.7	255.7	554.6	502.4	262.4	263.7	222.7	244.2	66.3	67.8	67.3	67.7	230.70	30.28	6985.60
2006/11/23	09:50:00	1199.7	904.7	284.7	289.9	249.6	255.7	554.3	461.0	262.4	263.8	222.6	244.2	66.6	68.0	67.3	67.6	230.70	30.28	6987.90
2006/11/23	09:51:00	1199.0	904.7	284.4	290.6	248.3	255.3	554.0	405.6	261.9	263.7	222.7	244.2	67.1	67.0	67.1	66.3	230.70	30.29	6987.90
2006/11/23	09:52:00	1198.7	905.4	284.6	290.9	249.2	255.6	555.1	412.8	261.9	263.7	223.1	244.2	66.1	66.6	67.5	66.8	230.70	30.28	6987.90
2006/11/23	09:53:00	1198.3	905.1	284.6	290.6	247.8	254.8	554.0	430.3	262.6	263.7	222.9	244.2	65.8	66.8	67.3	67.3	230.70	30.28	6985.60
2006/11/23	09:54:00	1198.1	904.1	284.7	290.9	247.8	254.9	554.5	402.4	262.2	263.5	222.6	244.2	66.6	67.0	67.2	67.0	230.70	30.29	6990.21
2006/11/23	09:55:00	1199.4	904.9	284.7	289.6	249.1	255.4	554.2	401.3	262.7	263.7	222.7	244.2	66.8	67.6	67.3	67.5	230.70	30.29	6987.90
2006/11/23	09:56:00	1199.4	903.8	284.6	289.6	248.1	255.2	552.9	418.6	262.2	263.7	222.7	244.2	65.6	66.0	67.1	67.2	230.70	30.29	6987.90
2006/11/23	09:57:00	1199.0	905.9	284.4	289.4	249.4	255.6	554.5	375.1	262.4	263.4	222.8	244.2	65.2	65.6	67.2	66.4	230.70	30.28	6987.90
2006/11/23	09:58:00	1199.0	904.7	284.6	289.3	248.6	255.1	554.8	444.4	262.2	263.5	222.8	244.2	65.8	66.3	66.3	66.4	230.70	30.28	6987.90
2006/11/23	09:59:00	1200.1	903.9	284.4	289.1	248.9	255.3	553.2	400.0	262.2	263.4	222.8	244.2	66.2	66.8	66.6	66.8	230.70	30.29	6987.90
2006/11/23	10:00:00	1199.9	905.1	284.7	289.4	248.4	255.4	554.8	437.3	262.2	263.5	222.7	244							

Heat Rise Run

Rerun

Date	Time	TC1	TC2	TC3	TC4	TC5	TC6	TC7	TC8	TC9	TC10	TC11	TC12	TC13	TC14	TC15	TC16	VDC	Amps	Watts
2006/11/23	10:05:00	1200.3	900.9	284.7	290.7	247.9	255.1	554.6	476.7	262.2	263.7	222.7	244.2	65.1	67.0	66.3	66.3	230.70	30.28	6985.60
2006/11/23	10:06:00	1199.6	904.6	284.6	289.3	248.4	255.1	554.4	421.4	261.9	263.4	222.8	244.2	66.8	67.5	66.4	66.8	230.70	30.28	6985.60
2006/11/23	10:07:00	1199.8	902.4	284.4	290.1	247.1	255.4	554.8	351.8	262.9	263.5	222.7	244.2	66.8	68.2	68.0	67.2	230.70	30.29	6987.90
2006/11/23	10:08:00	1199.9	903.3	284.2	289.7	248.2	255.1	553.9	408.8	262.9	263.7	222.7	244.2	65.3	67.2	66.6	67.1	230.70	30.29	6987.90
2006/11/23	10:09:00	1200.1	903.6	284.4	290.2	248.4	255.1	552.4	445.8	262.1	263.4	223.1	244.2	66.2	66.8	65.8	65.6	230.70	30.28	6985.60
2006/11/23	10:10:00	1199.8	903.1	284.4	289.4	248.4	254.9	555.0	349.8	262.4	263.7	222.9	244.2	64.3	65.8	66.1	65.7	230.70	30.28	6987.90
2006/11/23	10:11:00	1199.7	904.7	284.4	290.4	247.6	254.9	554.0	353.6	262.2	263.4	222.9	244.0	64.0	66.3	66.3	65.9	230.70	30.28	6987.90
2006/11/23	10:12:00	1199.8	902.9	284.4	289.3	247.7	254.9	553.9	477.4	262.2	263.2	222.9	244.2	64.6	66.4	66.4	65.8	230.70	30.28	6985.60
2006/11/23	10:13:00	1200.2	902.0	284.4	289.0	248.4	254.9	553.2	465.6	261.8	263.4	223.0	244.0	64.2	65.0	66.6	66.0	230.80	30.29	6990.93
2006/11/23	10:14:00	1199.5	905.6	284.4	289.6	248.1	254.9	553.9	436.9	261.9	263.7	222.7	244.0	65.0	64.6	66.0	66.3	230.70	30.29	6990.21
2006/11/23	10:15:00	1199.8	902.7	284.4	289.3	249.1	254.8	555.3	407.1	262.2	263.7	222.6	244.0	65.6	64.8	66.8	65.9	230.70	30.28	6985.60
2006/11/23	10:16:00	1200.4	902.7	284.4	288.8	248.4	254.9	553.5	418.5	261.6	263.4	222.8	244.0	65.3	66.3	66.3	66.0	230.70	30.28	6987.90
2006/11/23	10:17:00	1200.6	903.5	284.6	289.3	247.8	254.9	553.7	476.8	262.2	263.7	222.8	244.0	64.6	66.6	66.3	66.0	230.60	30.29	6984.87
2006/11/23	10:18:00	1200.1	905.8	284.3	290.2	248.4	254.2	553.7	456.7	261.9	263.5	222.7	244.0	64.6	64.8	66.4	66.3	230.60	30.29	6987.18
2006/11/23	10:19:00	1198.7	906.7	284.4	289.4	247.9	254.8	554.7	357.6	261.7	263.5	222.8	244.0	65.2	65.4	66.8	65.7	230.70	30.29	6987.90
2006/11/23	10:20:00	1199.1	903.9	284.4	290.2	248.7	254.8	553.5	451.0	261.9	263.4	222.9	244.0	65.4	66.1	66.8	66.3	230.70	30.28	6987.90
2006/11/23	10:21:00	1199.1	904.9	284.4	290.7	249.2	255.2	554.6	399.7	261.4	263.2	222.9	244.0	65.8	64.8	67.1	65.6	230.70	30.28	6987.90
2006/11/23	10:22:00	1199.1	906.2	284.3	288.6	249.2	254.9	554.2	362.5	261.4	263.4	222.8	244.0	65.0	65.5	67.2	65.5	230.80	30.28	6988.62
2006/11/23	10:23:00	1199.0	904.4	284.3	290.2	249.2	255.1	553.7	345.9	261.7	263.2	222.9	244.0	65.1	67.1	67.1	65.8	230.80	30.29	6990.93
2006/11/23	10:24:00	1199.0	903.5	284.3	289.9	248.4	255.1	554.3	470.4	261.4	263.0	222.7	243.9	66.3	66.6	67.1	66.6	230.80	30.29	6990.93
2006/11/23	10:25:00	1199.5	904.9	284.3	289.9	248.9	255.1	553.2	455.8	261.8	262.9	222.6	244.0	65.2	66.6	67.3	67.0	230.80	30.29	6990.93
2006/11/23	10:26:00	1199.4	904.7	284.3	289.7	248.4	254.6	552.2	475.6	261.4	263.4	222.7	244.0	65.0	65.4	66.4	66.6	230.80	30.25	6981.70
2006/11/23	10:27:00	1201.1	903.2	284.3	288.0	248.2	255.3	553.7	502.9	261.4	263.0	222.7	244.0	65.3	65.3	67.3	66.3	230.80	30.29	6990.93
2006/11/23	10:28:00	1200.8	903.1	284.3	288.6	248.9	254.8	554.4	495.7	261.1	263.4	222.5	244.0	65.4	65.8	66.6	66.3	230.80	30.29	6990.93
2006/11/23	10:29:00	1200.6	900.4	284.4	289.7	248.3	254.9	554.0	372.0	262.4	263.7	222.4	243.9	66.0	65.4	66.8	66.8	230.70	30.29	6987.90
2006/11/23	10:30:00	1199.8	903.0	284.4	289.4	248.6	254.9	553.9	443.9	261.9	263.4	222.6	244.0	66.6	65.5	66.6	66.2	230.70	30.29	6987.90
2006/11/23	10:31:00	1199.8	902.0	284.4	290.4	247.9	254.9	553.2	414.5	261.8	263.4	222.8	244.0	67.2	65.3	68.0	65.9	230.80	30.29	6990.93
2006/11/23	10:32:00	1199.4	904.0	284.4	289.7	249.2	255.4	555.2	412.1	261.6	263.0	222.8	244.0	66.3	66.4	68.0	66.1	230.80	30.29	6990.93
2006/11/23	10:33:00	1199.4	904.3	284.2	290.2	249.1	254.9	555.1	341.8	261.2	263.2	222.8	244.2	65.6	66.8	67.1	65.3	230.80	30.29	6990.93
2006/11/23	10:34:00	1198.9	902.4	284.2	290.6	248.4	255.2	554.3	434.6	261.2	263.2	222.8	244.0	66.1	67.5	66.6	65.9	230.80	30.29	6990.93
2006/11/23	10:35:00	1198.6	903.0	284.3	290.4	249.1	255.2	554.7	346.9	261.2	263.4	222.7	244.0	66.6	66.8	66.8	65.5	230.70	30.29	6987.90
2006/11/23	10:36:00	1198.6	904.0	284.4	289.7	248.1	254.9	554.5	482.5	261.4	263.0	222.7	244.0	65.9	65.9	67.1	66.0	230.80	30.29	6990.93
2006/11/23	10:37:00	1199.1	904.4	284.4	289.4	247.9	255.2	553.9	438.4	261.8	263.5	222.7	244.2	66.3	65.6	67.3	67.1	230.80	30.29	6990.93
2006/11/23	10:38:00	1198.4	905.7	284.4	289.9	248.4	255.2	554.8	468.3	261.8	263.4	222.7	244.2	66.2	66.0	67.2	67.0	230.70	30.29	6987.90
2006/11/23	10:39:00	1199.0	900.8	284.4	289.6	248.2	255.2	552.9	436.3	261.7	263.4	222.8	244.2	66.0	66.2	67.2	67.1	230.70	30.28	6987.90
2006/11/23	10:40:00	1199.0	900.5	284.4	289.7	248.3	254.8	555.1	465.3	261.4	263.0	222.8	244.2	65.5	65.6	67.5	65.5	230.70	30.28	6985.60
2006/11/23	10:41:00	1199.4	906.8	284.4	289.8	248.7	255.2	554.9	389.8	261.3	263.5	222.6	244.2	65.2	65.9	67.7	66.1	230.70	30.28	6985.60
2006/11/23	10:42:00	1199.1	903.9	284.4	288.3	248.9	255.6	553.1	574.7	261.6	263.2	222.7	244.2	65.9	66.0	67.7	66.3	230.70	30.28	6987.90
2006/11/23	10:43:00	1200.5	901.1	284.4	289.9	249.4	255.1	553.2	455.3	261.2	263.4	222.7	244.2	65.9	66.3	67.7	66.4	230.70	30.28	6985.60
2006/11/23	10:44:00	1199.9	901.1	284.3	289.6	247.9	255.1	553.9	458.6	261.4	263.4	222.6	244.2	65.4	66.6	66.8	66.3	230.70	30.28	6985.60
2006/11/23	10:45:00	1199.9	904.4	284.4	289.3	248.1	254.8	554.7	464.3	262.1	263.5	222.8	244.2	65.4	65.8	67.1	66.6	230.70	30.26	6980.98
2006/11/23	10:46:00	1199.4	905.7	284.4	289.7	247.9	255.1	554.2	354.7	261.2	263.7	222.9	244.2	65.4	65.6	67.0	66.6	230.70	30.28	6987.90
2006/11/23	10:47:00	1200.1	903.1	284.6	289.8	248.3	254.9	553.7	341.9	262.4	263.7	222.7	244.2	66.1	65.8	66.8	67.1	230.70	30.29	6987.90
2006/11/23	10:48:00	1199.5	903.8	284.4	289.8	249.1	254.9	554.6	430.7	261.7	263.7	222.7	244.2	65.9	66.1	67.2	66.6	230.70	30.29	6987.90
2006/11/23	10:49:00	1199.5	903.8	284.4	289.0	247.8	255.1	553.9	455.5	261.4	263.7	222.6	244.2	65.1	66.6	67.0	66.8	230.70	30.28	6987.90
2006/11/23	10:50:00	1199.7	904.7	284.4	290.1	248.9	254.9	553.7	476.5	261.2	263.5	222.6	244.2	66.0	66.0	66.3	65.5	230.70	30.28	6987.90
2006/11/23	10:51:00	1199.7	902.0	284.6	289.4	248.9	254.9	554.5	450.3	261.6	263.7	222.6	244.2	66.6	66.6	66.4	66.0	230.70	30.29	6987.90
2006/11/23	10:52:00	1198.8	902.8	284.3	288.6	249.2	255.1	554.9	465.5	261.9	263.5	222.7	244.2	65.5	66.8	67.0	66.8	230.70	30.28	6987.90
2006/11/23	10:53:00	1198.8	902.4	284.4	290.2	248.4	254.8	554.5	366.7	261.9	263.5	222.7	244.2	65.5	65.4	67.3	66.6	230.70	30.29	6987.90
2006/11/23	10:54:00	1199.1	905.4	284.4	290.2	247.9	255.1	554.2	406.1	261.3	262.9	223.0	244.3	67.9	66.6	66.4	65.5	230.70	30.28	6987.90
2006/11/23	10:55:00	1199.5	906.1	284.2	290.2	249.1	255.4	553.4	450.9	261.8	263.7	222.9	244.3	66.6	65.9	66.3	65.8	230.70	30.28	6987.90
2006/11/23	10:56:00	1200.1	904.6	284.4	289.9	248.3	255.4	555.5	348.8	261.9	263.4	222.9	244.3	66.1	65.4	67.3	65.8	230.70	30.28	6987.90
2006/11/23	10:57:00	1199.9	904.6	284.4	289.6	248.9	255.3	554.5	424.4	262.1	263.7	222.7	244.3	65.7	65.6	66.8	66.8	230.70	30.28	6987.90
2006/11/23	10:58:00	1200.1	902.9	284.4	289.4	248.2	255.4	552.8	462.6	261.7	263.4	222.5	244.2	66.0	65.0	66.3	66.1	230.70	30.28	6985.60
2006/11/23	10:59:00	1200.8	902.5	284.3	289.2	247.4	255.3													

Heat Rise Run Rerun

3-652
for Model AOS-025, AOS-050, and AOS-100 Transport Packages, Rev. G, July 27, 2012 (Docket No. 71-9316)

Date	Time	TC1	TC2	TC3	TC4	TC5	TC6	TC7	TC8	TC9	TC10	TC11	TC12	TC13	TC14	TC15	TC16	VDC	Amps	Watts
2006/11/23	11:03:00	1200.9	902.8	284.7	289.7	248.1	255.4	554.5	369.5	261.9	263.5	222.7	244.3	65.9	66.8	67.2	67.2	230.70	30.28	6987.90
2006/11/23	11:04:00	1200.7	904.1	284.7	289.8	249.2	255.6	554.8	416.5	262.1	263.4	222.7	244.3	64.8	66.8	66.8	66.8	230.70	30.28	6987.90
2006/11/23	11:05:00	1199.8	905.0	284.8	288.9	248.6	255.7	554.0	353.1	261.9	263.4	223.0	244.3	66.6	66.4	66.2	66.6	230.70	30.28	6985.60
2006/11/23	11:06:00	1199.7	905.2	284.4	290.1	247.9	255.1	553.4	427.3	261.9	263.7	223.2	244.4	66.1	66.0	67.1	65.8	230.70	30.28	6987.90
2006/11/23	11:07:00	1200.5	903.5	284.8	289.6	248.7	255.3	553.9	477.0	262.4	263.9	223.0	244.4	64.2	66.6	66.8	66.4	230.70	30.28	6987.90
2006/11/23	11:08:00	1199.7	903.0	284.9	289.8	247.9	255.4	553.5	450.0	262.2	263.7	223.1	244.3	65.7	65.9	66.6	65.9	230.70	30.28	6987.90
2006/11/23	11:09:00	1199.6	903.0	284.9	289.2	247.9	255.4	554.4	408.8	262.4	264.2	223.2	244.3	65.2	65.4	65.9	66.3	230.70	30.28	6987.90
2006/11/23	11:10:00	1200.2	901.3	284.9	289.6	248.4	255.3	554.9	424.0	262.4	263.7	223.3	244.4	67.3	66.6	65.9	65.8	230.70	30.29	6987.90
2006/11/23	11:11:00	1200.6	902.2	284.9	290.4	248.6	255.4	553.5	347.6	262.1	264.2	223.1	244.4	64.8	67.2	66.8	66.3	230.70	30.29	6990.21
2006/11/23	11:12:00	1199.1	902.6	284.9	290.4	247.7	255.4	554.3	434.8	262.4	263.8	223.2	244.4	65.8	65.9	66.2	66.0	230.70	30.29	6990.21
2006/11/23	11:13:00	1199.4	900.6	284.9	289.1	248.9	255.1	554.2	465.5	262.9	263.4	223.0	244.4	66.1	66.6	66.6	66.0	230.80	30.29	6990.93
2006/11/23	11:14:00	1199.1	903.3	284.9	289.4	249.1	255.9	554.4	349.6	262.4	264.0	223.1	244.4	65.1	67.0	66.6	66.6	230.70	30.29	6987.90
2006/11/23	11:15:00	1200.1	902.0	284.9	290.7	249.1	255.4	555.9	470.5	262.4	264.0	222.9	244.3	64.4	66.4	66.3	66.8	230.80	30.29	6990.93
2006/11/23	11:16:00	1199.4	901.7	284.4	289.9	247.7	255.3	553.4	407.1	261.9	263.8	223.0	244.3	66.0	66.6	66.6	66.6	230.80	30.29	6990.93
2006/11/23	11:17:00	1199.4	903.8	284.9	289.8	247.9	255.3	553.2	343.6	261.9	263.4	222.9	244.3	66.8	65.8	65.9	66.0	230.80	30.29	6990.93
2006/11/23	11:18:00	1200.1	902.0	284.9	289.9	248.4	255.6	554.2	405.6	262.4	263.8	223.1	244.3	65.6	65.9	65.8	65.9	230.70	30.29	6987.90
2006/11/23	11:19:00	1199.8	905.6	284.9	289.8	249.2	255.4	553.4	341.1	262.2	263.7	223.0	244.3	66.8	66.6	65.8	66.6	230.70	30.28	6985.60
2006/11/23	11:20:00	1200.1	901.6	284.9	290.6	249.1	255.7	553.9	442.0	262.7	263.9	223.1	244.3	65.5	67.9	66.6	67.3	230.80	30.29	6990.93
2006/11/23	11:21:00	1200.6	905.8	285.2	289.7	249.1	255.6	552.8	478.5	263.2	264.0	223.2	244.3	65.7	67.3	66.6	66.3	230.80	30.29	6990.93
2006/11/23	11:22:00	1200.8	904.6	284.8	289.9	249.2	255.4	555.9	417.5	262.6	263.9	223.0	244.3	65.7	66.4	67.3	66.8	230.70	30.28	6985.60
2006/11/23	11:23:00	1199.7	904.1	284.9	290.2	248.9	255.3	554.5	413.6	262.9	264.2	223.0	244.3	65.2	66.6	66.3	66.6	230.70	30.29	6987.90
2006/11/23	11:24:00	1199.1	906.3	284.9	290.1	248.4	255.4	556.4	435.0	262.6	264.2	223.2	244.3	64.3	66.4	67.1	66.6	230.70	30.28	6987.90
2006/11/23	11:25:00	1198.9	905.7	284.9	290.4	247.9	255.6	555.8	479.8	262.9	264.0	223.2	244.3	64.1	65.9	66.6	66.6	230.70	30.29	6987.90
2006/11/23	11:26:00	1199.2	903.5	285.1	290.6	248.1	255.2	554.1	381.0	263.2	264.0	223.0	244.2	64.1	66.1	67.1	66.3	230.70	30.28	6987.90
2006/11/23	11:27:00	1199.2	904.9	285.1	290.2	248.2	255.2	554.3	466.2	262.9	263.8	223.1	244.3	65.2	66.3	66.8	66.6	230.70	30.28	6985.60
2006/11/23	11:28:00	1198.8	904.9	285.1	290.2	248.3	255.4	553.2	359.8	262.9	264.0	223.2	244.3	65.7	67.0	66.6	66.3	230.70	30.28	6987.90
2006/11/23	11:29:00	1199.0	902.9	285.1	289.9	248.9	255.6	554.0	470.2	262.7	264.2	223.1	244.4	64.4	66.8	65.8	66.6	230.70	30.28	6985.60
2006/11/23	11:30:00	1200.2	901.9	285.2	290.2	249.4	255.4	553.1	447.0	262.9	264.2	223.3	244.4	66.6	67.2	65.8	67.1	230.80	30.29	6990.93
2006/11/23	11:31:00	1201.3	903.1	285.2	289.3	248.4	255.9	555.6	451.3	263.2	264.3	223.1	244.4	65.2	66.2	67.3	66.8	230.80	30.29	6990.93
2006/11/23	11:32:00	1199.1	905.5	285.4	290.1	248.7	255.4	554.4	428.0	263.2	264.2	223.3	244.4	64.0	66.2	66.8	66.8	230.80	30.29	6990.93
2006/11/23	11:33:00	1199.1	904.4	285.2	290.9	249.1	255.2	554.7	443.9	263.0	264.2	223.4	244.4	64.8	66.8	66.2	66.0	230.80	30.29	6990.93
2006/11/23	11:34:00	1199.9	902.8	284.9	289.4	248.3	255.7	554.4	408.1	263.2	264.3	223.4	244.4	64.6	66.6	66.1	66.0	230.80	30.29	6990.93
2006/11/23	11:35:00	1199.6	904.1	285.4	289.4	248.4	255.9	555.4	444.4	263.0	264.2	223.2	244.4	66.0	67.6	67.2	67.2	230.80	30.29	6990.93
2006/11/23	11:36:00	1199.2	904.4	285.2	290.1	248.9	256.1	555.7	374.5	263.4	264.2	223.2	244.4	65.5	67.5	67.1	67.1	230.80	30.29	6990.93
2006/11/23	11:37:00	1199.1	904.3	285.2	289.4	249.1	255.4	554.3	362.1	262.6	264.2	223.4	244.3	64.6	66.6	66.8	67.2	230.70	30.28	6987.90
2006/11/23	11:38:00	1198.8	904.9	285.1	290.2	248.9	254.9	554.4	346.9	263.2	264.3	223.4	244.3	66.2	66.4	67.3	66.4	230.70	30.29	6987.90
2006/11/23	11:39:00	1199.1	903.3	285.2	289.7	249.1	255.7	554.0	390.8	262.9	264.4	223.2	244.4	65.7	67.7	67.3	67.3	230.70	30.28	6987.90
2006/11/23	11:40:00	1199.7	903.3	285.2	290.1	249.7	255.7	554.8	416.6	263.5	264.3	223.3	244.4	65.7	67.9	67.1	67.3	230.80	30.28	6988.62
2006/11/23	11:41:00	1199.2	902.9	285.2	290.7	248.7	255.7	554.6	377.2	262.9	264.4	223.4	244.4	65.6	67.6	66.8	67.1	230.70	30.29	6987.90
2006/11/23	11:42:00	1199.4	904.6	284.9	289.4	249.7	255.4	555.1	454.0	263.2	264.3	223.5	244.4	64.8	67.3	66.8	67.1	230.40	30.26	6971.90
2006/11/23	11:43:00	1199.7	905.4	285.2	289.9	249.6	255.7	554.7	425.8	263.4	264.2	223.5	244.5	65.4	66.3	67.1	65.9	230.80	30.29	6990.93
2006/11/23	11:44:00	1200.7	903.3	285.2	289.4	248.2	254.6	555.2	447.3	262.9	264.0	223.4	244.6	64.0	66.8	66.6	66.3	230.80	30.29	6990.93
2006/11/23	11:45:00	1200.1	902.4	285.2	289.8	248.1	255.4	556.0	344.9	263.0	264.2	223.5	244.6	63.6	67.1	65.8	66.8	230.80	30.29	6990.93
2006/11/23	11:46:00	1199.8	902.5	285.2	289.4	247.4	255.7	555.8	469.4	262.4	263.9	223.5	244.5	64.2	67.2	66.2	66.2	230.80	30.29	6990.93
2006/11/23	11:47:00	1199.4	901.9	285.2	289.9	248.3	254.8	554.8	459.3	262.9	264.2	223.5	244.5	63.9	66.4	66.3	66.3	230.80	30.29	6990.93
2006/11/23	11:48:00	1199.2	903.3	285.2	289.9	248.3	255.7	554.6	365.1	262.9	264.2	223.6	244.5	65.8	66.1	66.3	66.6	230.80	30.29	6990.93
2006/11/23	11:49:00	1199.4	902.7	285.2	289.9	248.9	254.9	555.7	356.6	263.0	264.4	223.4	244.5	64.8	65.9	66.3	67.1	230.70	30.29	6987.90
2006/11/23	11:50:00	1199.4	903.7	285.2	290.9	248.7	254.6	555.2	414.8	263.0	264.4	223.6	244.6	65.0	65.6	66.2	66.2	230.80	30.29	6990.93
2006/11/23	11:51:00	1199.5	904.6	285.2	290.4	248.4	255.1	554.5	421.4	263.0	264.2	223.6	244.6	66.8	66.0	66.2	66.6	230.80	30.29	6990.93
2006/11/23	11:52:00	1198.4	905.0	285.2	290.9	248.3	254.8	553.5	453.5	263.2	264.3	223.6	244.5	64.4	66.6	66.8	66.8	230.80	30.29	6990.93
2006/11/23	11:53:00	1198.4	903.5	285.2	289.7	248.4	255.3	553.2	424.3	262.7	264.2	223.6	244.6	64.8	67.2	66.4	66.3	230.80	30.29	6990.93
2006/11/23	11:54:00	1199.7	902.0	285.1	290.4	249.2	255.3	555.0	473.7	262.9	263.9	223.5	244.5	67.2	67.2	66.2	66.3	230.70	30.29	6987.90
2006/11/23	11:55:00	1199.9	900.9	284.9	289.2	248.7	255.4	554.6	485.5	262.7	264.2	223.4	244.4	65.6	66.1	67.6	66.1	230.70	30.29	6987.90
2006/11/23	11:56:00	1200.3	903.7	285.2	289.1	247.7	255.4	554.8	442.5	263.0	264.2	223.5	244.4	64.8	67.0	67.0	66.4	230.80	30.28	6988.62
2006/11/23																				

Heat Rise Run Rerun

Radioactive Material Transport Packaging System Safety Analysis Report
for Model AOS-025, AOS-050, and AOS-100 Transport Packages, Rev. G, July 27, 2012 (Docket No. 71-9316) 3-653

Date	Time	TC1	TC2	TC3	TC4	TC5	TC6	TC7	TC8	TC9	TC10	TC11	TC12	TC13	TC14	TC15	TC16	VDC	Amps	Watts
2006/11/23	12:01:00	1199.0	904.6	285.2	290.2	249.2	255.1	554.7	417.8	262.9	264.2	223.5	244.4	65.9	66.6	67.0	66.3	230.70	30.28	6988.62
2006/11/23	12:02:00	1199.9	903.8	284.9	289.4	248.7	255.4	554.2	459.0	262.9	264.0	223.5	244.4	66.1	65.5	66.6	66.0	230.70	30.29	6987.90
2006/11/23	12:03:00	1199.5	902.6	285.2	290.7	249.9	255.9	555.4	455.6	263.4	264.2	223.4	244.5	65.8	67.3	67.3	67.1	230.70	30.29	6987.90
2006/11/23	12:04:00	1200.1	904.1	285.2	289.9	249.2	255.3	553.9	349.0	262.9	264.3	223.6	244.5	65.6	66.4	67.0	66.4	230.70	30.29	6987.90
2006/11/23	12:05:00	1200.1	905.8	285.2	290.1	248.7	255.7	554.8	360.8	263.2	264.3	223.7	244.5	66.8	67.1	67.3	66.6	230.70	30.28	6987.90
2006/11/23	12:06:00	1200.7	902.8	285.6	290.9	250.2	255.9	554.5	447.4	262.7	264.4	223.5	244.5	66.8	68.2	67.5	67.9	230.70	30.29	6987.90
2006/11/23	12:07:00	1199.9	903.1	285.2	290.2	248.6	255.9	556.4	339.9	262.7	264.2	223.5	244.5	66.6	67.3	67.3	67.1	230.70	30.28	6987.90
2006/11/23	12:08:00	1199.4	904.0	285.2	289.2	248.6	256.2	555.2	347.4	263.7	264.4	223.6	244.5	66.8	67.8	67.2	67.2	230.70	30.28	6987.90
2006/11/23	12:09:00	1200.4	903.2	285.2	289.0	249.1	255.6	555.7	369.7	262.7	264.4	223.5	244.5	66.2	67.9	66.6	67.3	230.70	30.28	6987.90
2006/11/23	12:10:00	1200.6	905.1	285.4	289.9	250.0	256.1	554.9	470.8	263.5	264.4	223.5	244.5	68.3	67.9	67.3	67.6	230.70	30.29	6987.90
2006/11/23	12:11:00	1200.6	903.2	285.4	290.7	248.4	255.9	554.8	420.0	263.5	264.8	223.6	244.5	65.8	67.6	67.8	67.1	230.70	30.28	6987.90
2006/11/23	12:12:00	1200.1	901.9	285.6	289.9	248.7	255.9	555.8	409.9	263.7	264.6	223.5	244.5	68.3	67.6	66.0	67.0	230.70	30.28	6987.90
2006/11/23	12:13:00	1200.3	901.0	285.4	289.4	247.9	256.1	555.1	342.7	263.7	265.0	223.7	244.5	67.8	66.6	66.6	66.8	230.80	30.28	6988.62
2006/11/23	12:14:00	1199.8	905.1	285.7	291.0	249.1	256.2	557.2	340.0	263.0	264.9	223.9	244.6	68.0	67.9	67.2	66.1	230.70	30.28	6987.90
2006/11/23	12:15:00	1199.6	906.5	285.7	290.4	249.2	256.2	555.5	445.8	263.9	264.9	224.0	244.6	68.1	66.8	67.7	67.0	230.70	30.28	6987.90
2006/11/23	12:16:00	1200.7	904.3	285.7	290.2	249.2	256.4	555.6	424.5	263.7	264.8	224.0	244.6	67.1	66.4	68.0	66.8	230.70	30.29	6987.90
2006/11/23	12:17:00	1200.3	905.4	285.7	290.2	248.7	256.7	555.7	413.2	262.9	264.9	223.9	244.6	67.8	67.8	67.8	67.3	230.70	30.28	6987.90
2006/11/23	12:18:00	1200.1	904.3	285.7	290.4	249.2	256.4	556.3	362.7	263.2	264.5	223.8	244.6	67.9	66.6	67.8	67.0	230.70	30.29	6987.90
2006/11/23	12:19:00	1199.8	904.3	285.4	290.2	249.4	255.9	555.5	426.3	262.4	264.3	224.1	244.6	66.8	66.1	67.8	66.2	230.70	30.28	6987.90
2006/11/23	12:20:00	1199.9	903.4	285.4	290.2	249.4	255.9	555.7	379.8	263.0	264.4	223.7	244.6	66.6	66.1	66.8	66.2	230.70	30.28	6987.90
2006/11/23	12:21:00	1200.8	902.8	285.4	290.1	248.9	256.1	555.9	355.3	263.5	264.7	223.7	244.6	66.8	66.6	67.3	67.3	230.70	30.28	6987.90
2006/11/23	12:22:00	1199.5	904.1	285.4	290.7	250.2	256.5	554.5	547.2	263.0	264.7	223.8	244.5	66.4	67.0	67.7	67.8	230.70	30.29	6987.90
2006/11/23	12:23:00	1199.6	905.5	285.4	290.6	248.3	256.4	555.5	458.6	262.7	264.4	223.5	244.5	65.9	67.3	67.8	67.1	230.70	30.28	6985.60
2006/11/23	12:24:00	1200.1	903.3	285.1	290.2	248.7	255.9	553.7	388.8	262.4	264.3	223.7	244.5	67.2	66.1	67.9	66.8	230.70	30.28	6987.90
2006/11/23	12:25:00	1200.3	903.6	285.2	289.4	248.1	256.4	555.9	515.7	262.9	264.3	223.7	244.5	66.8	65.6	67.3	67.1	230.70	30.28	6987.90
2006/11/23	12:26:00	1199.7	903.9	285.1	289.3	249.2	256.4	554.3	460.6	262.7	264.3	223.6	244.4	67.6	65.5	67.5	66.4	230.70	30.29	6987.90
2006/11/23	12:27:00	1199.6	903.8	285.2	289.2	249.7	256.1	555.6	495.0	262.9	264.3	223.5	244.4	65.8	67.3	67.7	67.3	230.70	30.29	6987.90
2006/11/23	12:28:00	1199.7	904.7	285.2	289.2	248.6	255.9	555.8	461.1	262.9	264.2	223.6	244.4	67.3	66.1	67.3	67.2	230.70	30.28	6987.90
2006/11/23	12:29:00	1199.2	905.2	285.2	289.4	247.7	255.4	553.4	349.8	262.7	264.2	223.7	244.4	67.5	67.0	67.1	66.8	230.50	30.23	6968.02
2006/11/23	12:30:00	1199.7	906.6	285.2	289.9	248.3	255.7	555.1	351.4	262.4	263.8	223.8	244.4	67.2	65.3	66.6	66.0	230.70	30.29	6987.90
2006/11/23	12:31:00	1199.7	906.2	285.2	289.4	248.1	255.7	555.1	341.6	262.6	264.2	223.8	244.4	67.3	65.3	67.2	66.2	230.80	30.29	6990.93
2006/11/23	12:32:00	1199.1	905.9	285.2	289.7	248.7	255.4	554.6	433.5	262.7	263.9	223.5	244.4	65.8	66.2	67.1	66.4	230.70	30.28	6987.90
2006/11/23	12:33:00	1200.1	903.9	285.2	289.4	249.1	255.7	552.6	376.8	262.7	264.0	223.5	244.4	65.8	67.1	67.3	67.3	230.70	30.28	6985.60
2006/11/23	12:34:00	1200.4	903.0	285.2	290.2	248.9	256.1	555.7	393.0	262.6	264.2	223.5	244.4	66.3	67.0	67.1	67.1	230.70	30.28	6985.60
2006/11/23	12:35:00	1200.4	904.1	284.9	289.4	248.2	255.7	556.1	433.3	262.9	264.4	223.5	244.5	67.2	67.3	67.2	67.3	230.70	30.28	6985.60
2006/11/23	12:36:00	1200.1	903.0	284.9	290.1	247.7	256.2	555.0	356.3	262.9	263.8	223.3	244.5	66.8	67.3	66.8	66.4	230.70	30.29	6987.90
2006/11/23	12:37:00	1199.7	904.4	285.4	290.2	249.1	255.7	554.2	348.0	262.7	264.3	223.7	244.5	65.0	67.5	67.0	66.4	230.80	30.29	6990.93
2006/11/23	12:38:00	1200.1	906.2	285.2	290.2	248.7	255.9	555.9	353.5	261.9	264.0	223.9	244.5	66.0	66.2	67.2	65.9	230.70	30.28	6985.60
2006/11/23	12:39:00	1200.1	905.4	285.2	290.2	248.4	255.9	555.1	436.6	262.9	264.2	223.6	244.6	66.3	67.2	67.3	66.6	230.70	30.29	6987.90
2006/11/23	12:40:00	1199.5	903.3	285.2	290.2	248.4	255.7	555.4	430.7	262.6	264.4	223.6	244.6	66.2	65.5	67.2	66.4	230.70	30.28	6985.60
2006/11/23	12:41:00	1199.9	903.0	285.2	289.2	247.9	256.1	555.9	353.4	262.6	263.9	223.8	244.6	67.3	65.4	67.3	66.1	230.80	30.28	6988.62
2006/11/23	12:42:00	1199.6	904.0	285.2	289.2	247.9	255.9	554.8	505.8	262.7	264.3	223.8	244.5	67.3	67.2	67.3	66.6	230.80	30.29	6990.93
2006/11/23	12:43:00	1199.7	904.0	285.2	289.9	248.1	255.3	554.7	413.1	262.9	264.3	223.6	244.6	66.8	66.2	67.6	67.5	228.90	30.11	6892.18
2006/11/23	12:44:00	1199.9	905.0	285.2	289.4	248.1	255.6	555.0	479.5	262.9	264.4	223.8	244.6	66.1	66.1	66.4	67.0	230.70	30.29	6987.90
2006/11/23	12:45:00	1200.1	901.6	285.2	289.9	248.7	255.9	553.2	463.0	262.7	264.5	223.7	244.5	66.6	65.3	66.6	67.0	230.70	30.28	6985.60
2006/11/23	12:46:00	1200.1	903.3	285.2	290.4	248.1	255.9	555.6	355.1	262.6	264.2	223.5	244.5	66.4	65.1	67.0	65.6	230.70	30.29	6987.90
2006/11/23	12:47:00	1199.6	904.3	285.4	289.6	248.1	256.1	554.8	359.8	263.0	264.2	223.8	244.6	66.2	66.6	67.3	66.2	230.80	30.28	6988.62
2006/11/23	12:48:00	1200.4	902.8	285.2	289.0	248.4	255.7	555.4	355.1	262.2	264.0	223.8	244.6	66.6	65.3	67.0	65.4	230.70	30.28	6987.90
2006/11/23	12:49:00	1199.7	905.5	285.4	290.6	248.7	255.9	554.5	360.0	262.2	263.9	224.0	244.6	66.3	66.0	67.2	65.5	230.70	30.28	6987.90
2006/11/23	12:50:00	1199.4	902.1	285.2	289.9	248.3	255.7	554.7	416.9	262.4	263.8	223.9	244.6	66.4	64.6	66.3	65.7	230.70	30.28	6987.90
2006/11/23	12:51:00	1198.5	905.6	285.4	290.2	248.1	255.6	555.2	347.7	262.6	263.8	223.9	244.6	66.8	65.4	66.4	65.8	230.70	30.29	6990.21
2006/11/23	12:52:00	1198.4	902.4	285.4	289.6	249.7	256.2	554.0	463.7	262.7	264.2	223.9	244.6	65.4	65.1	66.6	66.8	230.70	30.28	6987.90
2006/11/23	12:53:00	1199.9	905.5	285.4	290.2	248.7	255.9	554.5	417.5	262.2	264.0	223.8	244.6	65.4	65.3	66.6	66.1	230.70	30.28	6987.90
2006/11/23	12:54:00	1199.6	905.7	285.4	290.2	248.7	256.1	555.8	344.0	262.9	264.2	223.7	244.6	67.0	66.1	67.0	66.6	230.70	30.29	6990.21

Heat Rise Run

Rerun

Date	Time	TC1	TC2	TC3	TC4	TC5	TC6	TC7	TC8	TC9	TC10	TC11	TC12	TC13	TC14	TC15	TC16	VDC	Amps	Watts
2006/11/23	12:59:00	1199.2	904.4	285.4	290.9	248.4	255.9	554.4	420.6	262.9	264.2	223.7	244.6	65.1	65.7	66.6	66.6	230.70	30.29	6987.90
2006/11/23	13:00:00	1200.5	903.8	285.6	289.9	248.1	255.9	555.4	453.0	262.7	264.0	223.8	244.7	65.5	65.0	65.8	65.7	230.70	30.29	6987.90
2006/11/23	13:01:00	1199.6	906.5	285.4	290.6	248.7	255.9	555.3	340.5	263.2	264.2	223.7	244.6	64.3	65.9	65.8	65.9	230.70	30.28	6987.90
2006/11/23	13:02:00	1199.8	903.3	285.4	288.7	248.2	255.4	555.5	406.1	262.7	264.3	223.7	244.7	67.1	65.8	66.8	65.7	230.70	30.28	6987.90
2006/11/23	13:03:00	1200.3	902.2	285.2	289.8	249.4	255.9	555.3	351.3	262.7	263.9	223.8	244.6	65.3	66.1	66.8	66.0	230.70	30.28	6987.90
2006/11/23	13:04:00	1199.0	901.7	285.4	289.4	249.7	256.1	554.2	361.6	262.7	264.4	223.8	244.6	65.4	65.1	66.8	66.0	230.70	30.29	6987.90
2006/11/23	13:05:00	1199.0	903.5	285.4	289.7	248.7	256.1	553.4	350.6	262.7	264.6	223.8	244.5	65.0	65.0	66.8	66.8	230.70	30.29	6987.90
2006/11/23	13:06:00	1199.8	904.7	285.4	288.8	248.6	256.2	554.5	353.9	262.9	264.5	223.7	244.5	65.7	64.8	66.4	66.0	230.70	30.28	6987.90
2006/11/23	13:07:00	1199.7	904.0	285.2	289.3	248.9	255.9	555.5	349.6	262.6	264.4	223.5	244.6	64.1	65.7	66.4	66.8	230.70	30.29	6990.21
2006/11/23	13:08:00	1200.1	905.2	285.7	289.7	247.9	256.2	554.5	354.1	263.2	264.8	223.8	244.6	64.0	66.0	66.1	66.8	230.70	30.28	6987.90
2006/11/23	13:09:00	1199.6	905.4	285.4	289.7	247.5	255.9	555.7	391.9	263.2	264.5	223.9	244.6	64.1	66.6	66.1	66.8	230.70	30.28	6987.90
2006/11/23	13:10:00	1200.4	904.9	285.6	290.1	248.9	256.2	555.4	365.8	263.0	264.9	223.7	244.7	65.9	66.4	67.3	66.8	230.70	30.29	6990.21
2006/11/23	13:11:00	1200.5	903.7	285.4	290.1	249.6	256.2	554.9	359.7	263.4	264.8	223.6	244.6	64.2	65.6	67.1	66.6	230.70	30.28	6987.90
2006/11/23	13:12:00	1199.9	906.5	285.7	290.4	248.4	255.9	553.9	434.3	263.4	264.9	223.9	244.7	64.6	66.0	66.6	66.3	230.70	30.29	6987.90
2006/11/23	13:13:00	1199.7	904.7	285.7	290.6	248.4	256.1	556.3	401.6	263.2	264.9	223.7	244.7	65.0	67.0	67.2	66.8	230.70	30.29	6987.90
2006/11/23	13:14:00	1199.8	903.2	285.7	291.5	247.8	256.1	555.2	345.1	263.4	264.4	223.8	244.7	64.8	66.8	65.8	66.6	230.70	30.29	6990.21
2006/11/23	13:15:00	1199.4	906.4	285.7	290.4	248.2	255.9	554.2	465.0	262.7	264.5	224.0	244.8	64.4	66.3	65.7	66.0	230.70	30.29	6987.90
2006/11/23	13:16:00	1199.5	904.9	285.7	289.9	248.6	256.2	554.2	451.3	263.7	264.6	223.8	244.7	64.3	66.6	65.9	66.3	230.80	30.29	6990.93
2006/11/23	13:17:00	1199.9	903.4	285.9	290.7	249.4	256.1	555.0	345.9	263.0	264.8	223.8	244.7	65.5	67.3	67.2	66.6	230.70	30.29	6987.90
2006/11/23	13:18:00	1199.9	901.9	285.7	290.6	248.6	256.1	555.7	431.8	263.7	264.9	223.8	244.8	64.8	66.8	65.9	66.6	230.80	30.29	6990.93
2006/11/23	13:19:00	1199.5	904.3	285.7	290.4	249.2	255.4	555.4	380.4	263.4	264.9	223.9	244.8	64.8	66.6	66.8	66.6	230.80	30.29	6990.93
2006/11/23	13:20:00	1200.2	903.2	285.7	290.2	249.6	255.7	555.1	459.2	262.9	264.8	223.8	244.8	64.8	66.0	66.6	66.8	230.70	30.29	6987.90
2006/11/23	13:21:00	1200.8	899.1	285.7	290.1	248.9	255.9	556.4	497.9	263.4	264.7	223.8	244.9	64.8	67.2	66.6	66.8	230.70	30.29	6990.21
2006/11/23	13:22:00	1200.9	903.1	285.1	290.9	248.3	254.8	555.8	439.5	263.5	264.9	224.0	244.8	65.5	66.6	66.8	66.6	230.70	30.29	6987.90
2006/11/23	13:23:00	1199.6	906.4	284.9	290.4	248.9	255.1	555.5	370.8	263.2	264.8	224.0	244.8	64.3	67.2	67.0	67.1	230.70	30.28	6987.90
2006/11/23	13:24:00	1199.6	901.4	285.9	290.9	249.2	255.4	555.2	358.5	263.2	264.9	224.1	244.8	64.2	66.2	66.6	66.6	230.70	30.28	6990.21
2006/11/23	13:25:00	1199.6	902.7	285.9	290.7	249.2	256.1	555.4	382.6	263.7	264.7	223.8	244.8	64.2	66.6	66.8	66.3	230.80	30.29	6990.93
2006/11/23	13:26:00	1199.9	901.6	285.9	289.8	247.6	256.1	556.0	444.0	262.7	264.9	223.9	244.8	63.9	66.6	66.2	66.4	230.80	30.29	6990.93
2006/11/23	13:27:00	1199.6	904.0	285.9	290.2	249.2	256.4	555.1	349.6	263.0	265.1	224.0	244.9	64.2	67.1	66.6	67.0	230.70	30.29	6987.90
2006/11/23	13:28:00	1199.7	904.9	285.9	289.3	249.7	256.2	555.9	392.8	264.2	264.9	223.9	244.9	65.3	67.1	67.2	67.2	230.70	30.28	6987.90
2006/11/23	13:29:00	1201.1	905.0	285.7	289.9	249.7	255.9	556.0	470.7	263.8	265.2	224.1	244.9	65.4	66.6	67.2	67.2	230.70	30.29	6987.90
2006/11/23	13:30:00	1200.7	902.8	285.9	290.4	248.4	256.2	555.2	459.5	263.4	265.1	224.1	244.8	64.6	65.9	67.2	67.0	230.70	30.28	6987.90
2006/11/23	13:31:00	1199.6	904.6	285.9	291.4	247.5	255.9	555.7	364.3	263.2	264.7	224.1	244.8	63.7	66.8	66.0	66.8	230.70	30.28	6990.21
2006/11/23	13:32:00	1199.5	904.7	285.7	289.8	247.9	255.9	554.7	356.8	262.6	264.7	224.1	244.8	63.9	65.5	65.9	66.1	230.70	30.28	6990.21
2006/11/23	13:33:00	1199.0	900.6	285.9	289.8	248.4	255.9	554.9	360.6	262.9	265.0	224.0	244.8	65.2	66.6	66.6	66.0	230.70	30.29	6987.90
2006/11/23	13:34:00	1200.4	902.2	285.9	290.6	249.4	255.9	553.7	516.5	263.0	264.8	224.1	244.8	67.0	66.8	65.9	66.2	230.80	30.29	6990.93
2006/11/23	13:35:00	1199.2	903.2	285.9	289.7	249.4	256.4	555.2	355.2	263.2	264.5	224.2	244.8	67.1	65.8	67.1	66.6	230.70	30.29	6987.90
2006/11/23	13:36:00	1199.8	903.2	285.7	289.9	248.9	255.7	556.1	366.0	263.0	265.2	224.2	244.8	64.8	65.9	67.1	66.6	230.80	30.29	6990.93
2006/11/23	13:37:00	1199.5	905.4	285.7	290.1	248.7	255.9	554.9	386.9	263.5	265.1	224.1	244.8	64.8	64.8	66.6	65.5	230.70	30.29	6987.90
2006/11/23	13:38:00	1199.5	901.7	285.9	289.6	248.9	256.1	555.5	345.4	263.0	264.5	224.1	244.7	65.2	65.7	67.0	65.2	230.70	30.29	6987.90
2006/11/23	13:39:00	1199.9	902.8	285.9	289.4	249.4	256.2	555.7	352.8	262.7	264.6	224.0	244.7	64.8	65.2	66.6	66.4	230.70	30.29	6987.90
2006/11/23	13:40:00	1199.8	900.5	285.9	290.7	249.9	255.9	554.7	351.2	262.9	265.1	224.0	244.7	64.6	65.5	66.4	66.6	230.70	30.28	6987.90
2006/11/23	13:41:00	1199.7	903.0	285.9	290.4	248.9	255.9	554.8	361.6	262.9	264.8	223.9	244.7	65.4	65.9	66.6	66.0	230.70	30.29	6987.90
2006/11/23	13:42:00	1199.1	901.3	285.4	290.2	248.9	255.7	555.4	479.2	262.2	264.7	223.9	244.7	67.2	66.2	65.9	66.3	230.70	30.28	6987.90
2006/11/23	13:43:00	1199.1	900.9	285.7	290.2	249.2	255.9	554.8	509.8	262.9	264.3	224.0	244.7	66.0	66.6	66.6	65.2	230.70	30.29	6987.90
2006/11/23	13:44:00	1199.8	903.5	285.7	290.2	248.2	255.9	555.2	446.0	263.4	264.6	223.9	244.6	66.1	66.4	67.1	67.1	230.70	30.28	6987.90
2006/11/23	13:45:00	1199.9	905.0	285.7	290.9	248.7	255.7	554.3	405.6	263.5	264.6	223.8	244.6	66.8	66.8	66.6	66.8	230.60	30.27	6980.26
2006/11/23	13:46:00	1199.9	904.0	285.7	290.2	249.6	255.7	554.3	479.9	262.6	264.9	223.9	244.7	64.8	66.2	66.6	65.9	230.70	30.29	6987.90
2006/11/23	13:47:00	1199.8	905.8	285.7	290.7	249.9	255.9	554.4	501.8	263.0	264.8	224.0	244.7	65.5	65.9	66.6	66.2	230.70	30.29	6990.21
2006/11/23	13:48:00	1199.5	902.5	285.7	289.4	248.9	256.2	554.5	463.8	262.9	264.6	224.0	244.7	64.2	66.8	67.1	66.2	230.70	30.28	6987.90
2006/11/23	13:49:00	1199.5	906.1	285.7	290.2	248.7	255.7	555.2	429.5	263.7	264.9	224.1	244.7	64.6	67.3	66.4	66.6	230.70	30.29	6987.90
2006/11/23	13:50:00	1199.5	905.5	285.7	289.4	249.9	255.9	556.4	352.7	263.0	264.9	223.9	244.7	64.6	66.6	66.6	66.6	230.70	30.29	6987.90
2006/11/23	13:51:00	1199.2	905.5	285.7	289.9	249.4	256.1	554.0	350.6	262.2	264.5	224.3	244.7	66.6	66.0	67.7	65.9	230.70	30.29	6987.90
2006/11/23	13:52:00	1199.1	904.1	285.4	290.1	249.6	255.9	555.0	437.6	262.4	264.4	224.2	244.7	66.4	66.1	66.4	66.0	230.70	30.28	6987.90
2006/11/23	13:53:00	1199.2	905.0	285.6	290.7	249.4	255.7</													

Heat Rise Run

Rerun

Date	Time	TC1	TC2	TC3	TC4	TC5	TC6	TC7	TC8	TC9	TC10	TC11	TC12	TC13	TC14	TC15	TC16	VDC	Amps	Watts
2006/11/23	13:57:00	1199.4	904.0	285.6	289.4	248.6	256.1	555.9	355.0	263.0	264.4	224.2	244.8	65.0	66.0	66.6	65.5	230.80	30.29	6990.93
2006/11/23	13:58:00	1200.4	904.6	285.7	290.2	249.1	256.4	554.4	524.5	262.4	264.4	224.2	244.8	65.0	66.3	67.3	65.6	230.70	30.29	6987.90
2006/11/23	13:59:00	1199.0	904.1	285.6	290.4	249.6	256.1	555.3	364.3	262.9	264.6	224.3	244.8	66.0	66.1	67.3	66.6	230.70	30.28	6987.90
2006/11/23	14:00:00	1200.1	903.8	285.7	289.9	249.2	256.2	554.3	534.1	262.4	264.6	224.2	244.8	66.3	65.4	66.8	66.3	230.70	30.28	6987.90
2006/11/23	14:01:00	1200.1	902.8	285.6	289.4	248.7	256.1	555.2	365.6	262.2	264.4	224.2	244.8	65.9	65.3	66.2	65.7	230.70	30.28	6987.90
2006/11/23	14:02:00	1200.4	904.1	285.7	290.2	249.2	256.2	555.4	353.8	262.4	264.5	224.1	244.8	65.8	65.8	66.2	66.3	230.70	30.29	6990.21
2006/11/23	14:03:00	1199.9	904.9	285.7	290.7	249.6	256.1	556.7	342.1	262.4	264.4	224.2	244.8	65.8	65.9	67.3	65.9	230.70	30.29	6990.21
2006/11/23	14:04:00	1199.9	904.7	285.7	290.2	250.4	255.7	555.7	415.6	262.9	264.4	224.2	244.8	66.3	66.4	67.1	66.2	230.70	30.29	6987.90
2006/11/23	14:05:00	1200.5	903.3	285.7	289.8	249.2	255.9	555.8	439.9	263.2	264.4	224.2	244.8	66.0	65.7	66.6	66.8	230.70	30.29	6990.21
2006/11/23	14:06:00	1199.9	905.7	285.7	289.8	249.2	256.2	554.5	414.0	263.0	264.7	224.0	244.8	65.7	66.0	66.6	67.2	230.70	30.29	6990.21
2006/11/23	14:07:00	1199.6	905.0	285.7	290.4	249.2	256.2	555.6	344.5	262.4	264.6	224.2	244.8	66.4	66.6	66.3	65.6	230.70	30.29	6987.90
2006/11/23	14:08:00	1199.0	901.4	285.9	289.9	248.7	256.2	556.2	357.4	263.7	264.7	224.0	244.8	65.5	66.8	66.6	66.8	230.70	30.29	6987.90
2006/11/23	14:09:00	1199.4	900.6	285.7	290.4	248.7	255.9	555.6	341.9	262.6	264.6	224.2	244.9	66.1	66.6	67.3	66.6	230.70	30.28	6987.90
2006/11/23	14:10:00	1199.2	904.4	285.6	289.2	248.2	256.2	554.2	350.9	262.2	264.6	223.9	244.9	65.2	66.8	66.8	66.3	230.70	30.29	6987.90
2006/11/23	14:11:00	1199.4	903.5	285.6	290.2	248.4	256.1	555.5	349.6	262.4	264.6	224.2	244.9	66.2	66.2	66.8	66.8	230.70	30.28	6987.90
2006/11/23	14:12:00	1200.1	904.1	285.9	291.0	250.0	256.4	555.9	416.2	263.2	264.6	224.3	244.9	67.1	65.6	67.9	66.2	230.80	30.28	6988.62
2006/11/23	14:13:00	1199.6	902.6	285.9	290.7	248.7	255.9	556.3	395.1	263.2	264.9	224.2	245.0	65.5	66.6	66.6	67.3	230.70	30.29	6987.90
2006/11/23	14:14:00	1199.6	903.8	285.9	290.2	248.3	256.2	556.2	342.1	262.9	265.0	224.0	245.0	65.1	67.0	66.6	66.0	230.70	30.29	6987.90
2006/11/23	14:15:00	1199.4	904.4	285.9	290.2	247.8	256.1	556.3	432.6	263.4	264.9	223.9	245.0	65.6	66.8	66.6	66.6	230.70	30.28	6987.90
2006/11/23	14:16:00	1200.7	904.1	285.9	289.7	248.7	256.4	556.4	445.5	263.2	264.8	224.1	245.0	66.8	66.3	68.1	66.6	230.80	30.28	6988.62
2006/11/23	14:17:00	1200.1	903.7	285.7	289.4	248.9	256.2	554.4	450.4	262.7	264.7	224.2	245.0	67.0	66.6	67.2	65.5	230.70	30.28	6987.90
2006/11/23	14:18:00	1199.8	903.0	285.7	289.7	248.2	256.2	555.3	423.0	262.9	264.7	224.2	244.9	66.6	67.0	66.6	65.8	230.70	30.28	6987.90
2006/11/23	14:19:00	1200.4	906.0	285.9	290.2	248.3	256.2	553.9	446.5	263.2	264.7	224.2	245.0	68.0	65.8	67.8	67.0	230.70	30.29	6987.90
2006/11/23	14:20:00	1199.9	903.9	285.9	290.7	249.7	256.5	554.6	351.8	262.6	264.8	223.8	245.0	67.0	65.8	67.0	66.4	230.70	30.28	6987.90
2006/11/23	14:21:00	1199.7	902.8	285.9	290.1	249.7	256.5	555.3	356.3	262.9	264.6	224.1	245.0	66.6	66.6	66.8	66.2	230.80	30.28	6988.62
2006/11/23	14:22:00	1199.2	904.6	285.9	289.9	249.4	256.7	555.9	498.3	263.2	264.4	224.0	245.0	66.0	67.6	66.8	66.6	230.70	30.29	6987.90
2006/11/23	14:23:00	1200.1	903.5	285.7	289.7	248.9	256.7	555.2	355.2	262.7	264.8	224.2	245.0	66.8	66.1	67.9	66.6	230.70	30.28	6987.90
2006/11/23	14:24:00	1199.9	903.5	285.7	290.2	249.2	255.9	556.2	375.6	263.2	265.1	224.1	244.9	65.3	66.2	67.2	67.2	230.70	30.28	6987.90
2006/11/23	14:25:00	1199.9	903.6	285.9	289.6	248.1	256.5	555.5	444.1	262.9	265.2	224.1	245.0	67.2	66.2	67.3	67.1	230.70	30.28	6987.90
2006/11/23	14:26:00	1200.5	904.4	285.7	289.7	248.3	256.7	556.3	556.6	263.5	265.2	224.1	245.0	66.8	66.4	67.6	66.8	230.70	30.29	6987.90
2006/11/23	14:27:00	1200.3	900.6	285.9	290.4	248.4	256.4	554.2	502.9	263.5	265.0	224.2	245.0	67.8	65.6	66.8	66.4	230.70	30.29	6987.90
2006/11/23	14:28:00	1200.9	902.7	285.9	290.6	249.2	256.9	554.5	349.0	262.9	264.8	224.1	245.0	67.5	66.0	66.6	66.1	230.70	30.28	6987.90
2006/11/23	14:29:00	1199.9	905.4	286.2	290.2	248.6	257.2	555.6	435.2	263.5	265.0	224.0	245.0	66.4	66.8	67.3	67.3	230.70	30.29	6987.90
2006/11/23	14:30:00	1199.9	903.7	285.9	290.4	249.1	256.7	553.7	468.9	263.2	264.9	224.2	244.9	65.7	65.7	67.2	66.2	230.70	30.28	6985.60
2006/11/23	14:31:00	1200.4	900.0	286.0	289.3	249.4	256.9	555.4	414.3	263.0	264.9	224.2	245.0	65.2	66.4	67.1	65.3	230.70	30.28	6987.90
2006/11/23	14:32:00	1199.9	899.9	286.2	289.8	249.1	256.4	554.7	477.7	262.9	264.7	224.3	245.0	66.0	66.3	66.4	65.1	230.70	30.28	6987.90
2006/11/23	14:33:00	1199.9	904.3	285.9	290.1	248.9	256.5	556.3	496.1	262.7	265.0	224.1	245.0	66.2	66.2	66.6	66.6	230.70	30.29	6987.90
2006/11/23	14:34:00	1200.9	903.5	286.0	289.9	249.6	256.5	556.3	354.6	262.9	265.2	224.2	245.0	65.7	66.4	67.8	66.1	230.70	30.28	6987.90
2006/11/23	14:35:00	1199.9	906.5	285.9	289.4	249.4	256.4	555.8	350.4	263.4	264.9	224.4	245.0	65.1	65.3	66.8	66.1	230.70	30.29	6990.21
2006/11/23	14:36:00	1200.1	908.1	285.9	290.7	248.7	256.9	553.4	361.8	263.4	265.2	224.2	245.0	65.3	65.9	66.8	66.1	230.80	30.29	6990.93
2006/11/23	14:37:00	1200.6	902.9	285.9	289.7	248.4	256.2	555.9	443.3	262.9	265.2	224.3	245.1	65.5	66.8	67.3	66.6	230.70	30.28	6987.90
2006/11/23	14:38:00	1200.8	905.6	285.9	289.2	248.3	256.4	554.5	363.6	262.9	265.1	224.2	245.1	65.8	65.2	66.2	66.8	230.70	30.28	6987.90
2006/11/23	14:39:00	1200.1	903.3	285.9	289.7	248.4	256.7	556.2	364.0	263.5	265.0	224.4	245.1	65.9	67.3	66.8	66.8	230.70	30.28	6987.90
2006/11/23	14:40:00	1199.6	902.9	286.0	289.7	247.9	256.4	555.4	340.5	263.2	265.0	224.3	245.1	64.8	65.2	66.6	66.6	230.70	30.29	6987.90
2006/11/23	14:41:00	1200.1	903.7	285.7	289.3	249.1	256.7	555.0	451.1	263.5	264.9	224.3	245.1	65.6	65.3	66.8	66.0	230.70	30.29	6987.90
2006/11/23	14:42:00	1200.1	903.4	286.0	289.8	249.2	256.7	556.1	356.0	263.4	265.0	224.4	245.2	64.8	65.8	67.2	65.7	230.70	30.29	6987.90
2006/11/23	14:43:00	1201.1	904.4	286.2	289.2	249.1	256.2	557.4	362.4	263.7	265.2	224.4	245.1	64.8	66.2	66.3	66.6	230.70	30.29	6987.90
2006/11/23	14:44:00	1200.1	905.1	286.2	289.8	248.6	256.1	555.7	355.0	263.2	265.1	224.2	245.1	64.1	66.8	66.4	66.8	230.70	30.29	6987.90
2006/11/23	14:45:00	1200.2	902.6	286.2	290.1	249.7	256.7	556.4	360.8	262.9	265.2	224.3	245.1	65.3	66.4	67.0	65.7	230.70	30.29	6987.90
2006/11/23	14:46:00	1201.1	900.8	286.3	289.3	249.6	256.2	555.5	356.0	263.9	265.3	224.2	245.2	64.8	66.2	66.8	66.1	230.70	30.28	6985.60
2006/11/23	14:47:00	1199.8	903.8	286.2	290.1	248.9	256.2	556.4	342.6	263.4	265.3	224.5	245.2	64.6	66.4	66.3	66.2	230.70	30.28	6987.90
2006/11/23	14:48:00	1200.1	903.5	286.3	290.4	248.2	256.7	556.0	346.4	263.9	265.3	224.3	245.2	64.8	66.8	66.2	66.6	230.70	30.29	6987.90
2006/11/23	14:49:00	1199.7	905.4	286.3	290.9	249.4	256.2	557.4	343.8	263.7	265.3	224.5	245.2	66.3	67.3	66.8	66.8	230.70	30.29	6987.90
2006/11/23	14:50:00	1199.8	907.1	286.3	290.4	248.1	256.4	556.1	351.2	263.7	265.3	224.3	245.2	64.8	66.8	67.0	66.8	230.70	30.29	6987.90
2006/11/23	14:51:00	1199.1	905.6	286.4	290.6	248.1	256.5													

Heat Rise Run

Rerun

		TC1	TC2	TC3	TC4	TC5	TC6	TC7	TC8	TC9	TC10	TC11	TC12	TC13	TC14	TC15	TC16	VDC	Amps	Watts	
3-656	Date	Time																			
for Model AOS-025, AOS-050, and AOS-100 Transport Packages, Rev. G, July 27, 2012 (Docket No. 71-9316)	2006/11/23	14:55:00	1199.2	903.3	286.4	290.9	249.4	255.9	556.7	434.7	263.9	265.5	224.7	245.2	64.8	66.8	66.8	67.1	230.70	30.28	6985.60
	2006/11/23	14:56:00	1199.1	901.4	286.4	291.7	249.4	256.2	556.2	471.8	264.2	265.3	224.6	245.2	64.2	67.2	67.0	67.0	230.70	30.28	6987.90
	2006/11/23	14:57:00	1199.8	904.1	286.3	290.9	249.9	257.2	556.6	379.6	264.2	265.7	224.3	245.2	65.7	67.6	67.2	67.3	230.70	30.28	6987.90
	2006/11/23	14:58:00	1199.5	904.1	286.5	290.4	250.4	256.7	555.9	388.3	264.2	265.7	224.6	245.2	67.1	67.6	67.3	67.3	230.70	30.28	6985.60
	2006/11/23	14:59:00	1200.6	901.7	286.5	289.9	249.1	256.7	556.6	388.3	264.6	266.0	224.5	245.2	66.2	68.2	66.8	67.3	230.80	30.28	6988.62
	2006/11/23	15:00:00	1200.5	901.9	286.5	290.6	248.3	256.9	554.8	407.6	263.9	265.4	224.4	245.2	65.9	67.1	66.6	67.2	230.80	30.29	6990.93
	2006/11/23	15:01:00	1200.8	903.7	286.5	289.8	248.7	257.4	556.2	362.1	264.6	265.6	224.6	245.3	66.1	67.9	67.0	67.2	230.70	30.29	6987.90
	2006/11/23	15:02:00	1200.1	905.1	286.7	291.4	249.7	257.2	556.9	424.0	264.4	266.0	224.6	245.3	65.9	67.0	67.1	67.0	230.70	30.28	6987.90
	2006/11/23	15:03:00	1199.8	904.3	286.5	290.6	249.4	257.0	556.3	442.0	264.6	266.1	224.6	245.3	64.6	67.3	67.8	67.2	230.70	30.28	6987.90
	2006/11/23	15:04:00	1199.4	903.2	286.5	290.2	250.2	257.0	556.7	459.4	264.2	265.9	224.8	245.2	64.3	67.3	67.3	66.8	230.70	30.28	6987.90
	2006/11/23	15:05:00	1199.9	902.8	286.5	290.6	249.4	256.5	555.5	463.5	264.4	265.9	224.7	245.3	64.2	66.8	66.6	67.0	230.70	30.28	6987.90
	2006/11/23	15:06:00	1200.4	905.0	286.4	290.1	249.7	256.7	555.5	459.9	264.0	265.6	224.8	245.2	64.6	66.6	66.1	66.8	230.70	30.28	6985.60
	2006/11/23	15:07:00	1200.5	902.1	286.2	290.9	249.6	256.9	555.0	366.9	264.2	265.6	224.5	245.3	66.1	68.1	67.3	67.1	230.80	30.28	6988.62
	2006/11/23	15:08:00	1200.8	902.2	286.3	288.9	249.4	256.2	555.8	361.1	264.3	265.8	224.4	245.1	64.8	66.6	67.3	67.0	230.60	30.27	6980.26
	2006/11/23	15:09:00	1201.2	904.6	286.3	290.4	249.1	255.7	556.2	356.1	263.8	265.6	224.7	245.1	64.0	66.4	66.6	66.3	230.70	30.28	6985.60
	2006/11/23	15:10:00	1200.4	906.6	286.3	289.9	248.7	256.4	555.3	360.5	263.7	265.4	224.6	245.1	65.3	67.8	66.8	67.1	230.70	30.28	6987.90
	2006/11/23	15:11:00	1200.4	905.5	286.4	290.7	249.2	256.4	555.5	380.4	264.2	265.4	224.7	245.2	67.6	67.2	67.3	67.0	230.70	30.28	6987.90
	2006/11/23	15:12:00	1200.4	904.3	286.4	290.4	249.6	257.2	556.0	453.0	264.4	265.9	224.6	245.2	66.8	67.7	67.2	67.3	230.70	30.28	6987.90
	2006/11/23	15:13:00	1200.2	907.0	286.5	290.6	249.1	256.9	556.4	345.4	264.6	265.9	224.6	245.2	65.9	67.5	67.5	67.2	230.70	30.28	6988.62
	2006/11/23	15:14:00	1200.2	905.9	286.7	290.7	248.9	256.7	555.5	422.5	264.4	266.0	224.6	245.3	65.6	68.1	67.3	66.6	230.70	30.28	6985.60
	2006/11/23	15:15:00	1199.7	906.1	286.4	291.2	248.9	256.7	555.5	368.3	263.9	265.6	224.7	245.2	66.3	68.4	66.8	66.0	230.70	30.28	6987.90
	2006/11/23	15:16:00	1198.8	906.0	286.3	291.7	249.1	256.9	555.9	364.3	264.2	265.6	224.7	245.2	67.8	66.8	66.8	66.6	230.70	30.28	6987.90
	2006/11/23	15:17:00	1199.0	903.1	286.7	290.4	248.3	256.2	556.4	345.5	264.3	265.6	224.7	245.3	64.8	67.7	67.0	67.2	230.70	30.28	6985.60
	2006/11/23	15:18:00	1200.1	903.3	286.4	290.2	248.3	257.0	556.4	454.4	264.2	265.4	224.8	245.3	65.5	67.2	66.8	66.6	230.70	30.28	6987.90
	2006/11/23	15:19:00	1200.7	903.0	286.4	289.9	249.2	256.7	557.5	421.7	264.2	265.3	224.8	245.3	67.9	67.0	67.6	66.1	230.70	30.28	6987.90
	2006/11/23	15:20:00	1200.5	901.6	286.2	291.2	249.4	256.7	556.7	427.7	263.7	265.1	224.8	245.2	65.9	66.6	67.5	66.0	230.70	30.28	6985.60
	2006/11/23	15:21:00	1200.6	903.5	286.4	289.8	249.4	256.9	556.9	380.9	264.2	265.6	224.6	245.2	66.4	67.2	67.5	67.8	230.70	30.28	6985.60
	2006/11/23	15:22:00	1200.3	904.9	286.3	289.9	249.7	256.9	556.6	562.2	264.2	265.6	224.5	245.2	65.7	67.1	68.1	67.0	230.70	30.29	6987.90
	2006/11/23	15:23:00	1199.6	904.9	286.4	290.4	249.6	256.7	556.6	426.3	264.0	265.6	224.6	245.2	66.4	67.0	67.5	67.2	230.70	30.29	6987.90
	2006/11/23	15:24:00	1199.7	903.2	286.2	290.4	249.7	256.9	554.2	392.1	263.2	265.5	224.8	245.2	67.2	68.0	67.2	66.4	230.70	30.29	6987.90
	2006/11/23	15:25:00	1199.9	905.5	286.4	290.7	249.7	256.7	556.0	357.3	263.9	265.3	224.6	245.2	67.0	66.8	67.0	67.3	230.70	30.28	6987.90
	2006/11/23	15:26:00	1199.7	904.0	286.3	289.4	249.9	256.7	556.0	428.5	263.7	265.4	224.7	245.2	66.6	66.2	68.0	67.1	230.70	30.29	6987.90
	2006/11/23	15:27:00	1199.8	903.6	286.2	290.7	248.9	256.4	556.3	541.3	263.7	265.1	224.8	245.2	67.7	66.6	67.9	67.0	230.70	30.29	6987.90
	2006/11/23	15:28:00	1199.9	905.7	286.3	290.7	249.7	256.5	556.4	378.0	263.7	265.2	224.7	245.2	64.8	65.8	67.7	67.3	230.70	30.29	6987.90
	2006/11/23	15:29:00	1200.3	904.9	286.4	290.1	248.7	256.4	556.3	440.6	263.2	265.2	224.6	245.2	65.9	66.8	67.1	67.0	230.70	30.29	6987.90
	2006/11/23	15:30:00	1199.4	902.2	286.4	291.0	248.2	256.4	556.4	459.5	263.5	265.2	224.6	245.3	67.3	67.0	67.0	66.4	230.70	30.29	6987.90
	2006/11/23	15:31:00	1199.7	904.1	286.7	289.8	249.9	257.0	557.4	350.3	264.3	265.8	224.6	245.3	67.3	67.5	67.8	66.8	230.70	30.28	6987.90
	2006/11/23	15:32:00	1200.4	905.0	286.7	290.7	249.7	257.4	556.9	399.7	264.2	265.7	224.7	245.3	67.0	67.8	67.6	66.8	230.70	30.29	6987.90
	2006/11/23	15:33:00	1200.5	902.8	286.7	290.4	249.4	257.2	556.7	461.7	264.2	265.8	224.8	245.5	66.4	68.0	67.9	67.5	230.70	30.28	6987.90
	2006/11/23	15:34:00	1199.9	902.7	286.7	290.9	248.9	256.4	555.6	361.1	264.2	266.0	224.9	245.5	65.7	67.7	67.2	67.1	230.70	30.28	6987.90
	2006/11/23	15:35:00	1199.9	903.6	286.7	290.7	249.4	256.9	555.3	351.9	264.4	265.6	224.9	245.5	66.6	67.3	66.6	67.2	230.70	30.28	6987.90
	2006/11/23	15:36:00	1200.8	904.0	286.7	290.4	249.7	257.4	556.6	365.1	263.8	265.4	225.1	245.5	67.6	66.4	67.8	67.0	230.70	30.28	6987.90
	2006/11/23	15:37:00	1200.4	905.4	286.8	290.2	249.4	257.2	556.7	582.6	264.0	265.4	225.0	245.5	67.8	66.0	67.7	66.3	230.70	30.28	6987.90
	2006/11/23	15:38:00	1200.5	904.9	286.8	291.4	250.2	257.4	556.4	495.4	265.0	266.0	225.0	245.5	66.4	67.6	68.1	67.3	230.70	30.28	6987.90
	2006/11/23	15:39:00	1199.8	904.4	286.7	290.6	249.6	257.4	556.6	358.6	264.8	266.1	224.7	245.5	65.9	66.3	68.1	67.2	230.70	30.28	6987.90
	2006/11/23	15:40:00	1199.8	904.6	286.7	290.9	249.9	257.2	555.0	342.9	264.0	265.8	224.7	245.4	65.8	66.0	67.8	67.2	230.70	30.28	6987.90
	2006/11/23	15:41:00	1200.6	905.1	286.7	289.8	249.9	256.9	556.4	347.1	264.2	266.0	224.8	245.5	66.0	65.6	67.7	66.8	230.70	30.28	6987.90
	2006/11/23	15:42:00	1199.9	906.1	286.5	291.0	249.2	256.7	556.7	462.5	263.8	265.7	225.1	245.5	66.4	66.1	67.3	66.2	230.70	30.28	6987.90
	2006/11/23	15:43:00	1199.4	903.0	286.7	291.0	249.6	257.4	557.2	353.6	264.0	265.2	225.0	245.4	67.5	66.8	68.0	66.2	230.70	30.28	6987.90
	2006/11/23	15:44:00	1199.0	903.1	286.7	291.2	249.6	257.2	556.6	464.6	264.2	265.7	225.0	245.3	66.1	67.0	67.5	67.6	230.70	30.28	6987.90
	2006/11/23	15:45:00	1199.1	905.1	286.4	290.7	249.9	257.0	556.2	381.1	264.0	265.7	224.8	245.3	66.0	66.3	67.3	67.6	230.70	30.28	6987.90
	2006/11/23	15:46:00	1199.9	906.0	286.5	290.4	249.4	256.9	555.7	395.9	264.4	265.9	224.7	245.3	67.6	67.6	67.9	67.8	230.70	30.28	6987.90
	2006/11/23	15:47:00	1200.3	902.2	286.4	289.9	249.9	257.4	556.6	3											

Heat Rise Run Rerun

Radioactive Material Transport Packaging System Safety Analysis Report
for Model AOS-025, AOS-050, and AOS-100 Transport Packages, Rev. G, July 27, 2012 (Docket No. 71-9316)

Date	Time	TC1	TC2	TC3	TC4	TC5	TC6	TC7	TC8	TC9	TC10	TC11	TC12	TC13	TC14	TC15	TC16	VDC	Amps	Watts
2006/11/23	15:53:00	1200.1	903.2	286.4	290.9	248.4	256.9	555.4	364.6	263.7	265.0	224.9	245.4	67.0	65.6	67.2	66.8	230.70	30.29	6987.90
2006/11/23	15:54:00	1199.9	904.4	286.4	289.6	248.9	257.0	556.7	371.0	263.4	265.5	224.8	245.3	66.6	65.9	67.6	66.8	230.70	30.28	6987.90
2006/11/23	15:55:00	1200.5	903.1	286.4	291.4	249.9	257.2	554.9	350.6	264.0	265.6	224.8	245.3	66.6	65.6	68.0	66.8	230.70	30.28	6988.62
2006/11/23	15:56:00	1199.4	905.1	286.5	290.4	248.9	256.9	556.2	350.6	264.0	265.6	224.8	245.3	65.7	66.3	67.3	66.6	230.70	30.28	6987.90
2006/11/23	15:57:00	1199.7	906.2	286.7	290.7	248.4	256.7	556.3	334.1	264.2	265.8	224.8	245.3	66.6	66.6	68.0	66.6	230.70	30.28	6987.90
2006/11/23	15:58:00	1199.1	906.3	286.7	291.2	248.9	256.9	557.2	389.8	263.5	265.5	224.7	245.3	65.4	65.9	67.3	66.8	230.70	30.28	6985.60
2006/11/23	15:59:00	1199.9	901.9	286.7	289.6	248.9	257.2	556.4	368.6	263.2	265.4	224.7	245.3	66.6	65.8	67.6	67.1	230.70	30.28	6987.90
2006/11/23	16:00:00	1200.1	902.4	286.5	291.4	250.2	256.9	556.6	349.8	264.0	265.5	224.6	245.4	66.4	66.0	67.2	67.1	230.70	30.28	6987.90
2006/11/23	16:01:00	1199.9	904.3	286.7	290.7	248.7	256.9	556.2	427.0	263.8	265.9	224.6	245.4	66.2	67.7	67.5	67.2	230.70	30.28	6987.90
2006/11/23	16:02:00	1199.1	905.6	286.5	290.6	249.2	257.2	555.6	346.6	263.7	265.9	224.7	245.4	65.9	67.0	67.8	66.8	230.70	30.29	6987.90
2006/11/23	16:03:00	1199.4	907.0	286.7	290.6	248.2	256.9	557.2	503.6	263.7	265.9	224.7	245.3	66.8	66.6	67.9	67.1	230.80	30.28	6988.62
2006/11/23	16:04:00	1199.7	902.9	286.5	289.4	249.1	256.9	557.9	548.2	263.8	265.6	224.7	245.3	67.0	66.4	67.2	66.6	230.70	30.28	6987.90
2006/11/23	16:05:00	1199.1	905.4	286.5	290.4	249.2	257.2	557.1	381.4	263.7	265.9	224.6	245.3	66.2	66.8	67.9	67.2	230.70	30.29	6987.90
2006/11/23	16:06:00	1199.7	904.3	286.7	290.2	249.6	257.0	555.8	449.8	263.9	266.0	224.6	245.3	65.6	67.1	67.5	67.1	230.70	30.28	6985.60
2006/11/23	16:07:00	1201.1	903.7	286.4	289.9	249.2	255.9	556.2	350.4	263.8	266.0	224.7	245.4	66.4	66.2	66.3	66.8	230.70	30.28	6985.60
2006/11/23	16:08:00	1200.1	906.4	286.4	290.4	249.4	256.9	556.1	348.8	263.9	266.1	224.8	245.4	66.2	66.8	67.6	67.0	230.70	30.28	6985.60
2006/11/23	16:09:00	1199.2	902.9	286.4	290.9	248.7	256.9	557.5	347.6	263.7	266.0	224.9	245.4	66.3	66.8	67.5	66.8	230.70	30.28	6987.90
2006/11/23	16:10:00	1199.1	904.9	286.4	290.2	248.9	256.9	556.7	351.4	263.8	266.0	224.7	245.4	66.8	66.2	67.2	66.8	230.70	30.29	6987.90
2006/11/23	16:11:00	1198.9	904.3	286.5	290.4	249.2	256.9	556.4	348.4	264.0	266.0	224.7	245.4	66.4	66.8	67.1	67.1	230.80	30.29	6990.93
2006/11/23	16:12:00	1199.0	904.9	286.5	290.4	248.7	257.0	555.4	421.4	263.2	265.8	224.6	245.4	66.8	66.4	67.3	66.3	230.70	30.28	6985.60
2006/11/23	16:13:00	1200.3	903.8	286.5	289.9	248.1	256.7	555.2	399.9	263.9	265.8	224.7	245.4	67.2	66.8	67.1	66.6	230.70	30.28	6987.90
2006/11/23	16:14:00	1199.9	903.8	286.4	290.4	248.2	256.9	555.4	399.5	263.7	265.7	224.6	245.4	67.1	67.7	67.3	67.3	230.70	30.28	6987.90
2006/11/23	16:15:00	1200.4	903.4	286.3	290.7	248.9	256.7	557.7	367.5	263.4	265.6	224.7	245.4	67.3	66.0	67.5	66.6	230.70	30.28	6985.60
2006/11/23	16:16:00	1199.7	902.4	286.4	290.7	248.4	256.9	555.6	363.6	264.2	265.6	224.7	245.4	67.0	66.0	67.3	66.6	230.70	30.27	6986.32
2006/11/23	16:17:00	1200.1	903.8	286.5	289.9	249.7	256.9	556.6	402.5	264.0	265.6	224.6	245.4	65.4	64.8	67.3	66.8	230.70	30.28	6987.90
2006/11/23	16:18:00	1200.4	904.3	286.4	290.2	248.7	256.9	556.9	357.1	264.2	265.8	224.8	245.5	65.4	64.8	66.8	65.9	230.70	30.28	6987.90
2006/11/23	16:19:00	1199.9	904.4	286.7	290.2	248.9	256.9	556.0	359.6	263.4	265.4	225.1	245.5	66.8	65.1	67.7	65.3	230.70	30.28	6987.90
2006/11/23	16:20:00	1200.1	907.7	286.7	290.6	250.0	257.4	557.1	526.2	263.9	265.4	225.0	245.5	67.1	66.4	67.7	65.8	230.70	30.28	6987.90
2006/11/23	16:21:00	1200.1	906.1	286.4	290.2	249.6	257.4	556.1	482.0	264.0	265.7	224.8	245.5	66.6	65.8	67.2	67.1	230.70	30.28	6988.62
2006/11/23	16:22:00	1200.1	905.0	286.7	290.6	249.2	257.2	556.4	412.4	264.2	265.8	224.7	245.5	65.3	65.6	67.3	67.1	230.70	30.28	6987.90
2006/11/23	16:23:00	1199.1	905.7	286.5	290.2	250.4	257.4	556.7	368.6	263.7	266.0	224.9	245.5	65.8	66.3	67.7	66.8	230.70	30.28	6987.90
2006/11/23	16:24:00	1199.1	900.5	286.7	290.6	249.4	257.4	555.5	459.7	263.2	265.9	224.6	245.6	65.8	66.2	67.6	66.8	230.70	30.28	6987.90
2006/11/23	16:25:00	1199.2	901.1	286.5	289.9	249.1	257.4	556.1	361.7	264.0	265.9	224.9	245.5	67.1	65.8	67.8	66.8	230.80	30.29	6990.93
2006/11/23	16:26:00	1199.2	901.4	286.7	290.9	249.2	256.7	556.7	372.8	264.6	265.7	224.7	245.5	65.5	66.3	67.0	66.8	230.80	30.28	6988.62
2006/11/23	16:27:00	1199.0	902.4	286.7	291.0	249.2	257.4	556.7	461.3	263.7	265.8	224.9	245.5	67.7	67.8	67.0	67.0	230.70	30.28	6987.90
2006/11/23	16:28:00	1198.9	906.4	286.5	290.9	249.7	257.4	556.3	367.8	263.8	265.6	224.7	245.5	67.7	65.9	67.1	66.6	230.70	30.28	6987.90
2006/11/23	16:29:00	1199.6	905.8	286.7	289.6	249.4	257.0	556.7	539.6	263.8	265.5	225.0	245.6	65.3	65.0	66.4	66.6	230.70	30.28	6987.90
2006/11/23	16:30:00	1200.1	905.0	286.7	290.2	249.1	257.2	556.4	364.1	263.9	265.8	224.9	245.6	65.7	64.8	66.8	66.4	230.70	30.28	6987.90
2006/11/23	16:31:00	1199.7	902.0	286.7	290.2	248.9	256.9	557.2	359.0	263.7	265.8	224.8	245.6	64.8	66.0	66.4	66.6	230.70	30.28	6987.90
2006/11/23	16:32:00	1199.9	907.1	286.7	290.2	249.6	257.5	557.2	344.2	263.4	266.0	225.0	245.6	64.6	65.2	67.2	66.6	230.70	30.28	6987.90
2006/11/23	16:33:00	1199.8	904.1	286.7	289.2	249.7	256.5	555.0	408.8	264.3	265.5	225.0	245.6	64.6	66.1	66.6	66.8	230.70	30.28	6985.60
2006/11/23	16:34:00	1201.3	903.9	286.7	289.1	249.7	257.2	557.9	358.1	264.2	265.7	224.9	245.6	64.0	65.8	66.8	66.8	230.70	30.28	6987.90
2006/11/23	16:35:00	1199.9	904.1	286.7	290.6	248.4	256.4	556.4	353.6	264.4	265.7	224.9	245.6	66.1	66.6	66.6	66.6	230.70	30.28	6987.90
2006/11/23	16:36:00	1199.6	906.1	286.7	291.2	249.2	256.7	556.9	354.1	264.2	265.8	224.9	245.6	66.4	65.8	66.1	66.4	230.70	30.28	6987.90
2006/11/23	16:37:00	1199.6	904.1	286.7	290.4	248.4	257.2	556.9	427.0	264.0	265.6	225.1	245.7	67.9	66.2	66.2	66.3	230.70	30.29	6987.90
2006/11/23	16:38:00	1200.8	905.8	286.7	290.2	248.7	257.2	555.8	351.8	263.9	266.0	224.9	245.7	65.5	65.9	66.0	66.4	230.70	30.28	6987.90
2006/11/23	16:39:00	1199.8	907.4	286.8	290.7	248.7	257.0	554.9	345.3	263.8	265.9	224.9	245.6	65.1	67.1	66.6	66.8	230.70	30.28	6985.60
2006/11/23	16:40:00	1199.6	907.9	286.5	290.7	249.2	257.2	556.7	347.6	263.9	265.9	225.0	245.7	65.8	65.6	65.9	66.1	230.70	30.29	6987.90
2006/11/23	16:41:00	1199.5	905.2	286.8	291.4	249.2	257.2	556.7	342.4	264.4	265.8	225.0	245.7	64.4	65.8	66.1	66.3	230.70	30.28	6987.90
2006/11/23	16:42:00	1200.2	902.8	287.0	291.4	249.7	257.4	556.2	353.9	264.5	266.0	224.7	245.7	65.2	67.0	67.0	67.1	230.70	30.28	6987.90
2006/11/23	16:43:00	1200.6	902.7	286.8	290.2	250.4	257.2	556.4	531.6	264.5	266.0	224.8	245.7	65.6	66.6	67.0	67.0	230.70	30.28	6987.90
2006/11/23	16:44:00	1200.9	904.1	287.0	290.6	250.0	257.5	557.2	416.1	264.7	266.1	224.8	245.8	65.6	66.8	67.9	67.2	230.70	30.29	6987.90
2006/11/23	16:45:00	1199.9	906.1	287.0	291.5	249.2	257.4	556.6	467.8	264.7	266.4	225.0	245.8	65.9	67.7	66.8	67.5	230.70	30.29	6987.90
2006/11/23	16:46:00	1199.7	904.7	287.0	290.9	249.2	257.7	557.4	472.0	264.2	266.1	225.1	245.8	66.0	65.5	67.2	65.9	230.70	30.28	6985.60
2006/1																				

Heat Rise Run

Rerun

			TC1	TC2	TC3	TC4	TC5	TC6	TC7	TC8	TC9	TC10	TC11	TC12	TC13	TC14	TC15	TC16	VDC	Amps	Watts
Date	Time																				
2006/11/23	16:51:00	1200.1	904.6	287.0	290.9	249.4	257.4	557.4	346.3	264.7	266.3	225.2	245.8	65.1	67.1	67.5	67.0	230.70	30.28	6985.60	
2006/11/23	16:52:00	1199.7	907.0	287.1	290.9	249.1	257.2	557.2	470.5	264.5	266.5	225.2	245.8	65.5	67.0	67.0	66.8	230.70	30.28	6987.90	
2006/11/23	16:53:00	1201.1	902.0	287.0	289.9	249.1	257.2	556.9	353.4	264.4	266.5	224.9	245.7	64.1	67.3	66.0	66.8	230.70	30.29	6990.21	
2006/11/23	16:54:00	1199.6	906.8	286.9	290.7	249.2	257.2	557.9	347.1	264.9	266.2	225.1	245.7	64.3	67.0	66.6	66.8	230.70	30.28	6985.60	
2006/11/23	16:55:00	1199.7	905.8	286.9	290.7	249.4	257.4	557.4	405.4	264.3	266.0	225.0	245.7	65.1	66.4	66.8	66.6	230.70	30.28	6987.90	
2006/11/23	16:56:00	1199.7	902.0	286.9	290.7	248.2	257.0	556.2	344.2	264.3	265.7	225.0	245.7	63.8	66.6	66.0	66.6	230.70	30.28	6987.90	
2006/11/23	16:57:00	1199.2	904.0	287.1	290.4	248.7	257.0	556.1	404.6	264.7	266.1	225.1	245.7	64.2	65.9	66.0	66.8	230.70	30.28	6987.90	
2006/11/23	16:58:00	1199.4	903.4	286.9	290.1	249.2	256.2	556.9	349.6	264.4	266.0	225.2	245.7	64.0	65.5	66.0	66.6	230.70	30.28	6987.90	
2006/11/23	16:59:00	1199.5	902.1	287.0	290.2	249.2	257.0	556.7	471.2	264.7	266.2	225.2	245.7	64.6	65.5	66.3	66.6	230.70	30.28	6987.90	
2006/11/23	17:00:00	1200.1	903.3	287.1	289.6	248.7	256.9	556.9	503.4	264.2	266.1	225.2	245.7	64.6	65.3	66.2	66.6	230.70	30.28	6987.90	
2006/11/23	17:01:00	1199.9	904.3	286.9	290.7	249.2	256.9	555.9	352.4	264.3	265.7	225.4	245.7	65.5	65.2	66.1	66.2	230.70	30.28	6985.60	
2006/11/23	17:02:00	1199.9	905.4	286.9	291.0	249.4	256.9	557.4	350.7	264.7	266.0	225.2	245.7	65.0	66.4	66.6	66.6	230.70	30.28	6985.60	
2006/11/23	17:03:00	1199.6	901.9	287.1	290.9	249.1	256.7	557.2	356.6	265.0	266.0	225.1	245.7	65.2	66.3	66.6	66.6	230.70	30.28	6985.60	
2006/11/23	17:04:00	1200.4	901.9	287.0	290.7	248.7	256.9	557.2	461.3	264.7	265.8	225.1	245.6	65.4	66.0	66.0	66.2	230.70	30.28	6985.60	
2006/11/23	17:05:00	1200.9	903.3	287.2	290.4	248.4	256.9	557.2	509.8	265.0	265.9	225.2	245.6	66.0	65.9	66.2	66.2	230.70	30.28	6987.90	
2006/11/23	17:06:00	1200.3	906.8	287.1	290.6	249.2	257.0	557.2	366.4	264.8	266.1	225.2	245.5	65.6	66.4	66.3	66.6	230.70	30.28	6987.90	
2006/11/23	17:07:00	1200.7	904.1	287.1	290.9	249.1	257.0	557.9	368.8	264.7	266.1	225.2	245.6	65.1	66.8	66.2	67.1	230.70	30.28	6987.90	
2006/11/23	17:08:00	1201.1	906.4	287.1	291.0	248.4	256.7	555.7	349.8	264.0	266.2	225.2	245.6	63.9	66.2	66.4	66.6	230.70	30.28	6987.90	
2006/11/23	17:09:00	1199.8	903.7	287.0	290.2	248.3	256.9	556.9	350.3	264.2	265.7	225.0	245.5	65.5	65.2	66.2	66.1	230.70	30.26	6980.98	
2006/11/23	17:10:00	1199.8	903.6	287.1	290.2	248.9	257.0	556.6	360.6	264.4	266.0	225.1	245.5	64.8	65.7	66.3	66.4	230.70	30.28	6985.60	
2006/11/23	17:11:00	1199.8	903.1	287.0	290.4	250.0	257.0	557.5	354.4	264.6	266.0	225.2	245.5	65.2	65.6	66.6	66.6	230.60	30.28	6984.87	
2006/11/23	17:12:00	1199.8	903.3	287.0	290.9	249.4	256.9	557.8	361.1	264.0	266.0	225.1	245.5	64.6	66.4	66.6	66.8	230.70	30.29	6987.90	
2006/11/23	17:13:00	1200.4	904.7	286.7	290.4	249.1	256.9	556.9	407.2	264.4	265.9	225.2	245.5	66.1	65.1	66.6	65.1	230.80	30.29	6990.93	
2006/11/23	17:14:00	1200.7	900.6	287.0	289.9	248.9	256.9	557.1	386.0	263.9	265.5	225.4	245.5	66.0	65.4	66.2	65.9	230.80	30.29	6990.93	
2006/11/23	17:15:00	1200.1	903.4	286.7	289.9	249.1	256.9	556.7	347.1	264.2	265.4	225.0	245.5	64.6	64.8	66.6	66.0	230.80	30.29	6990.93	
2006/11/23	17:16:00	1199.8	903.6	286.9	290.7	248.9	256.9	557.1	357.6	263.7	266.0	225.0	245.5	64.6	64.8	66.1	66.0	230.70	30.28	6985.60	
2006/11/23	17:17:00	1199.9	905.1	286.8	290.1	249.6	257.4	556.7	360.6	263.7	265.6	225.0	245.4	65.9	66.1	66.6	66.2	230.80	30.29	6990.93	
2006/11/23	17:18:00	1199.8	905.1	286.8	290.9	249.9	256.9	556.4	428.8	263.9	265.4	225.1	245.4	65.6	65.7	67.0	66.6	230.70	30.29	6987.90	
2006/11/23	17:19:00	1199.5	904.7	286.8	290.1	249.4	256.9	556.0	517.4	263.0	265.4	225.1	245.5	65.8	67.0	66.6	65.4	230.80	30.29	6990.93	
2006/11/23	17:20:00	1200.3	905.4	286.9	290.6	250.2	256.5	555.9	355.5	263.2	265.5	224.9	245.4	66.3	67.8	66.3	66.3	230.80	30.28	6988.62	
2006/11/23	17:21:00	1199.8	903.0	286.8	290.7	250.0	257.4	556.4	353.6	264.2	265.5	225.0	245.4	65.8	66.2	67.2	66.4	230.80	30.29	6990.93	
2006/11/23	17:22:00	1199.6	905.0	286.9	290.1	249.1	257.2	557.1	403.7	264.3	265.5	225.1	245.4	65.3	65.9	66.4	66.3	230.70	30.29	6987.90	
2006/11/23	17:23:00	1199.4	906.9	286.8	290.7	249.4	257.0	557.1	557.4	263.8	265.6	225.1	245.5	65.1	65.7	66.6	66.0	230.80	30.29	6990.93	
2006/11/23	17:24:00	1199.5	905.9	286.8	290.4	250.7	257.5	555.9	566.8	264.6	265.6	225.1	245.5	65.8	66.0	66.8	66.6	230.70	30.28	6987.90	
2006/11/23	17:25:00	1199.4	906.1	287.0	291.0	249.2	257.2	557.5	348.6	264.6	265.9	225.1	245.5	65.7	66.3	66.8	66.8	230.70	30.28	6987.90	
2006/11/23	17:26:00	1199.9	904.4	286.8	290.9	249.2	257.2	555.6	356.3	264.3	266.0	225.1	245.6	67.3	66.8	67.6	66.8	230.80	30.29	6990.93	
2006/11/23	17:27:00	1199.9	904.4	286.9	290.4	249.4	257.4	555.6	357.8	264.2	265.9	225.0	245.7	65.7	67.1	67.1	66.6	230.80	30.28	6988.62	
2006/11/23	17:28:00	1199.7	906.9	286.9	290.7	249.2	257.2	558.7	402.4	263.8	265.8	225.2	245.6	66.3	66.8	66.8	66.0	230.70	30.28	6987.90	
2006/11/23	17:29:00	1199.4	903.6	286.9	290.2	249.1	257.2	557.7	403.6	264.2	265.9	225.0	245.6	65.7	65.9	66.6	65.8	230.80	30.29	6990.93	
2006/11/23	17:30:00	1199.9	903.0	287.1	290.9	248.4	257.4	556.3	390.6	264.2	266.0	225.0	245.6	65.4	65.7	67.1	67.2	230.80	30.29	6990.93	
2006/11/23	17:31:00	1200.7	904.9	287.0	290.4	249.9	257.2	556.0	360.6	264.4	266.0	225.1	245.6	65.6	66.1	67.1	66.8	230.80	30.29	6990.93	
2006/11/23	17:32:00	1199.5	905.0	286.9	290.7	249.9	257.5	557.9	384.1	264.7	265.9	225.2	245.7	66.3	67.2	66.6	65.9	230.70	30.29	6987.90	
2006/11/23	17:33:00	1200.1	904.1	287.1	289.6	249.7	257.5	556.6	361.9	264.9	266.2	224.9	245.6	65.8	68.0	67.3	67.1	230.80	30.29	6990.93	
2006/11/23	17:34:00	1200.3	902.6	287.1	290.9	248.7	257.4	556.6	348.6	264.3	266.0	225.2	245.7	67.5	67.3	67.0	66.3	230.80	30.29	6990.93	
2006/11/23	17:35:00	1199.9	903.6	287.2	290.6	249.4	257.0	556.1	351.0	264.0	266.1	225.2	245.7	66.6	67.3	67.8	66.8	230.80	30.29	6990.93	
2006/11/23	17:36:00	1199.7	905.1	287.1	290.4	249.7	257.7	556.9	354.1	263.8	266.1	225.2	245.7	66.6	66.1	67.9	66.6	230.70	30.29	6987.90	
2006/11/23	17:37:00	1200.4	901.6	287.1	291.0	250.4	257.4	556.7	463.2	264.2	266.3	225.2	245.7	67.1	66.8	67.3	67.1	230.80	30.29	6990.93	
2006/11/23	17:38:00	1200.3	904.0	287.0	290.1	249.4	257.8	556.6	614.3	264.8	265.9	225.2	245.7	66.8	66.8	67.7	66.3	230.70	30.28	6987.90	
2006/11/23	17:39:00	1200.2	904.3	287.1	290.7	249.7	257.7	556.7	396.0	264.5	266.6	225.2	245.8	66.3	66.6	67.6	67.0	230.70	30.28	6987.90	
2006/11/23	17:40:00	1199.5	905.7	287.2	291.2	249.2	257.8	557.7	345.5	264.7	266.4	225.2	245.8	66.6	66.6	67.0	66.4	230.80	30.28	6988.62	
2006/11/23	17:41:00	1199.8	904.9	287.3	291.2	250.2	257.8	557.2	352.6	265.1	266.4	225.4	245.8	66.2	66.8	67.1	66.4	230.70	30.28	6987.90	
2006/11/23	17:42:00	1199.7	901.9	287.2	289.9	249.4	257.8	557.9	452.1	264.5	266.3	225.2	245.8	65.9	67.8	66.8	66.8	230.80	30.29	6990.93	
2006/11/23	17:43:00	1199.1	906.2	287.2	291.7	249.7	257.4	556.2	352.4	265.2	266.4	225.1	245.8	66.8	67.3	67.6	67.8	230.80	30.29	6990.93	
2006/11/23	17:44:00	1199.6	906.9	287.2	290.2	249.6	257.7	556.9	344.1	264.7	266.2	225.2	245.8	67.6	66.8	67.7	67.5	230.80			

Heat Rise Run

Rerun

Date	Time	TC1	TC2	TC3	TC4	TC5	TC6	TC7	TC8	TC9	TC10	TC11	TC12	TC13	TC14	TC15	TC16	VDC	Amps	Watts
2006/11/23	17:49:00	1199.2	907.0	287.1	291.0	249.7	257.7	557.7	354.3	264.6	266.4	225.2	245.8	66.8	66.8	67.8	67.1	230.70	30.28	6987.90
2006/11/23	17:50:00	1199.2	905.9	287.1	290.6	249.4	257.5	556.9	357.8	264.7	266.4	225.0	245.8	66.8	67.6	67.2	67.3	230.70	30.28	6987.90
2006/11/23	17:51:00	1200.8	903.9	287.1	290.9	249.9	257.5	556.2	468.5	264.2	266.4	225.1	245.8	66.1	65.8	67.6	67.2	230.70	30.28	6987.90
2006/11/23	17:52:00	1199.4	901.9	286.9	290.1	249.7	257.7	556.2	365.6	264.0	266.0	225.1	245.8	67.0	66.8	66.6	66.2	230.70	30.28	6987.90
2006/11/23	17:53:00	1200.2	906.0	286.9	291.0	249.9	256.9	558.2	410.7	264.2	265.9	225.4	245.9	66.4	67.2	67.1	66.4	230.70	30.28	6987.90
2006/11/23	17:54:00	1199.9	905.4	287.0	290.9	248.7	256.9	557.5	362.8	263.8	265.9	225.5	245.8	66.2	67.3	66.8	65.9	230.70	30.28	6987.90
2006/11/23	17:55:00	1200.6	904.9	287.0	290.9	248.6	257.7	556.9	358.5	263.9	266.0	225.5	245.8	65.9	65.9	66.6	65.9	230.70	30.29	6987.90
2006/11/23	17:56:00	1199.6	905.9	287.2	289.4	249.4	257.7	557.4	350.3	264.6	266.1	225.2	245.8	65.5	65.9	66.3	67.2	230.70	30.28	6987.90
2006/11/23	17:57:00	1199.5	906.1	287.0	290.4	249.4	257.5	556.9	396.5	264.2	266.3	225.2	245.8	65.5	66.6	66.6	66.1	230.70	30.28	6987.90
2006/11/23	17:58:00	1200.1	903.9	287.1	290.9	249.6	257.5	556.9	396.5	264.8	266.4	225.2	245.8	65.9	67.0	67.2	67.1	230.70	30.28	6987.90
2006/11/23	17:59:00	1200.4	901.4	287.2	291.0	248.9	257.2	557.2	514.5	264.0	266.1	225.2	245.9	66.6	68.3	68.1	67.5	230.70	30.28	6987.90
2006/11/23	18:00:00	1200.6	901.1	287.1	290.4	248.9	257.7	556.4	350.4	263.7	266.0	225.4	245.9	67.2	66.4	67.5	66.2	230.70	30.28	6987.90
2006/11/23	18:01:00	1200.7	905.5	287.2	290.7	249.2	257.5	556.4	447.4	264.2	266.4	225.2	245.9	67.0	67.2	67.3	67.3	230.70	30.28	6987.90
2006/11/23	18:02:00	1200.4	905.8	287.1	290.9	248.9	257.7	556.2	427.9	263.7	266.0	225.4	245.9	67.6	67.3	67.5	66.3	230.70	30.29	6987.90
2006/11/23	18:03:00	1199.5	903.9	287.0	291.2	250.7	257.9	556.2	374.7	264.4	266.3	225.4	245.9	67.7	67.2	67.9	66.8	230.70	30.28	6987.90
2006/11/23	18:04:00	1199.4	902.8	287.1	291.7	249.9	257.4	555.4	361.4	264.4	266.2	225.4	245.9	66.3	67.5	67.3	67.2	230.70	30.29	6987.90
2006/11/23	18:05:00	1199.5	906.3	287.2	290.9	249.6	257.7	558.5	496.7	264.3	265.9	225.5	245.9	66.4	66.2	68.2	66.6	230.70	30.29	6987.90
2006/11/23	18:06:00	1200.3	903.2	286.9	291.0	249.4	257.4	556.7	359.4	264.3	265.9	225.5	245.9	66.6	66.2	67.0	66.2	230.70	30.28	6987.90
2006/11/23	18:07:00	1199.7	902.4	286.9	290.6	250.2	257.4	558.7	397.8	264.8	266.1	225.4	245.9	66.2	67.2	67.0	66.3	230.80	30.28	6988.62
2006/11/23	18:08:00	1200.6	904.6	287.1	290.2	249.9	257.9	558.7	416.5	264.5	266.3	225.2	245.8	66.2	67.1	67.6	67.5	230.60	30.28	6984.87
2006/11/23	18:09:00	1199.9	903.5	286.9	290.2	249.9	258.0	557.1	360.5	263.9	266.0	225.2	245.8	66.3	66.8	67.1	67.3	230.70	30.28	6985.60
2006/11/23	18:10:00	1199.4	903.7	287.1	291.7	249.7	257.4	557.2	364.6	264.0	266.3	225.2	245.8	64.8	66.2	67.3	67.7	230.70	30.28	6987.90
2006/11/23	18:11:00	1199.0	906.2	287.4	291.4	248.7	257.5	557.5	587.5	264.8	266.2	225.2	245.9	65.2	66.1	66.6	67.3	230.70	30.28	6987.90
2006/11/23	18:12:00	1199.1	906.2	287.1	290.9	248.2	257.4	557.7	360.5	264.7	266.4	225.5	245.9	64.2	67.0	66.6	66.6	230.70	30.28	6987.90
2006/11/23	18:13:00	1199.1	904.3	287.3	290.9	248.6	257.0	557.4	477.0	264.4	266.2	225.2	246.0	65.9	67.3	66.6	67.1	230.70	30.28	6987.90
2006/11/23	18:14:00	1199.9	902.9	287.5	290.4	249.1	257.5	557.2	360.3	264.7	266.3	225.2	245.9	66.6	66.6	66.8	66.8	230.70	30.28	6985.60
2006/11/23	18:15:00	1199.5	904.3	287.5	291.0	248.9	257.8	557.1	462.2	264.2	266.2	225.2	245.9	64.6	67.2	66.6	66.4	230.70	30.29	6987.90
2006/11/23	18:16:00	1199.8	904.4	287.3	290.7	250.2	257.8	558.7	508.7	265.0	266.3	225.4	245.9	66.8	66.8	67.3	66.8	230.70	30.28	6985.60
2006/11/23	18:17:00	1199.0	906.2	287.6	290.9	250.2	257.7	557.9	362.1	264.7	266.5	225.5	245.9	65.8	66.8	67.5	67.3	230.70	30.28	6985.60
2006/11/23	18:18:00	1199.4	906.1	287.7	291.0	249.4	257.7	557.8	510.3	265.3	266.9	225.5	246.0	65.8	67.6	67.3	67.3	230.70	30.27	6985.60
2006/11/23	18:19:00	1200.1	905.6	287.5	291.2	249.4	257.8	556.7	352.1	264.8	266.8	225.4	246.0	66.0	67.3	66.8	67.3	230.70	30.28	6987.90
2006/11/23	18:20:00	1200.9	905.6	287.8	290.2	249.7	257.8	558.3	363.5	265.1	267.0	225.6	246.0	65.5	67.3	67.3	67.2	230.70	30.28	6987.90
2006/11/23	18:21:00	1200.7	906.3	287.7	290.4	250.5	257.9	557.4	550.8	265.0	267.0	225.5	245.9	65.8	67.3	67.0	67.2	230.70	30.28	6985.60
2006/11/23	18:22:00	1200.1	904.1	287.7	290.9	249.7	258.2	557.2	362.1	264.8	267.0	225.4	246.0	65.8	67.6	66.8	67.3	230.70	30.28	6985.60
2006/11/23	18:23:00	1200.1	904.9	287.6	291.0	250.0	258.0	557.4	354.6	265.3	267.0	225.5	246.0	65.4	67.0	67.7	67.5	230.70	30.28	6985.60
2006/11/23	18:24:00	1199.6	905.1	287.6	290.9	248.9	257.4	557.7	352.0	265.5	266.9	225.2	246.0	65.0	67.0	67.7	67.1	230.70	30.28	6985.60
2006/11/23	18:25:00	1201.1	905.1	287.7	290.7	248.3	257.5	556.4	485.0	264.9	266.8	225.6	246.0	64.1	67.0	66.3	66.6	230.70	30.28	6987.90
2006/11/23	18:26:00	1201.2	904.4	287.8	290.7	249.4	257.7	555.7	361.3	265.7	266.9	225.6	246.1	64.6	67.3	67.0	66.8	230.70	30.28	6987.90
2006/11/23	18:27:00	1200.5	904.0	287.8	290.9	250.4	257.9	557.2	377.7	265.6	266.9	225.7	246.1	65.0	66.3	67.3	68.0	230.70	30.28	6985.60
2006/11/23	18:28:00	1200.6	905.1	287.9	290.9	249.7	257.8	557.2	601.4	265.5	266.9	225.7	246.1	65.0	66.3	66.8	67.3	230.70	30.28	6987.90
2006/11/23	18:29:00	1200.7	905.9	287.8	290.2	248.4	257.0	555.9	628.8	265.3	267.0	225.7	246.1	65.6	67.2	67.1	67.3	230.70	30.28	6987.90
2006/11/23	18:30:00	1200.1	904.6	288.0	290.7	249.6	257.5	557.9	380.5	264.8	266.9	225.7	246.1	66.0	68.2	66.6	67.5	230.70	30.27	6986.32
2006/11/23	18:31:00	1199.4	906.8	287.8	291.4	249.7	257.7	557.5	372.3	265.4	266.9	225.7	246.1	65.6	68.6	67.1	67.3	230.70	30.28	6987.90
2006/11/23	18:32:00	1200.1	904.0	287.9	291.5	249.9	257.4	557.5	349.8	265.7	266.9	225.6	246.0	64.2	67.7	66.8	67.2	230.70	30.27	6983.29
2006/11/23	18:33:00	1200.3	904.4	287.8	290.7	249.4	258.0	558.4	472.3	265.4	267.2	225.6	246.0	65.6	68.0	66.3	67.5	230.70	30.28	6985.60
2006/11/23	18:34:00	1199.8	903.6	287.8	290.4	249.7	257.5	558.5	355.4	265.6	266.7	225.5	246.0	65.5	67.3	65.9	67.5	230.70	30.27	6986.32
2006/11/23	18:35:00	1199.9	902.7	287.8	290.7	249.4	257.7	558.5	366.9	265.6	267.0	225.7	246.0	64.2	67.2	66.1	67.0	230.70	30.28	6985.60
2006/11/23	18:36:00	1199.9	905.2	287.6	290.4	249.2	257.7	557.7	369.7	265.2	266.5	225.7	246.0	64.2	67.5	67.0	66.6	230.70	30.28	6985.60
2006/11/23	18:37:00	1199.9	906.6	287.8	291.2	249.7	257.8	557.5	346.9	265.4	266.6	225.6	245.9	65.6	67.3	67.3	67.7	230.70	30.28	6987.90
2006/11/23	18:38:00	1199.4	904.6	287.7	290.9	250.5	256.9	555.6	359.0	265.5	266.6	225.7	246.0	65.5	66.8	67.3	67.3	230.70	30.28	6985.60
2006/11/23	18:39:00	1199.2	904.6	287.7	291.4	249.2	257.7	558.0	572.6	265.9	266.7	225.9	246.0	64.4	67.3	67.3	67.5	230.70	30.28	6987.90
2006/11/23	18:40:00	1199.5	906.5	287.8	291.8	249.4	256.5	558.2	423.5	265.5	266.9	225.7	246.1	66.6	67.6	67.3	67.3	230.70	30.28	6987.90
2006/11/23	18:41:00	1199.9	906.0	287.2	290.9	249.9	257.7	557.5	514.5	265.7	266.9	225.7	246.1	66.8	67.2	66.8	67.1	230.70	30.28	6987.90
2006/11/23	18:42:00	1199.9	906.7	287.9	290.4	250.4	257.7	556.0	592.1	266.0	267.0	225.7	246.1	66.3	68.2	67.1	67.7	230.70	30.28	6985.60
2006/11/23	18:43:00	1200.6	905.4	287.7	290.6	250.0	257.4													

Heat Rise Run

Rerun

Date	Time	TC1	TC2	TC3	TC4	TC5	TC6	TC7	TC8	TC9	TC10	TC11	TC12	TC13	TC14	TC15	TC16	VDC	Amps	Watts
2006/11/23	18:47:00	1200.6	904.9	287.7	290.4	248.7	257.4	557.1	343.5	265.3	266.7	225.7	246.0	66.8	68.1	66.0	66.3	230.70	30.28	6987.90
2006/11/23	18:48:00	1200.6	902.2	287.6	289.8	249.9	257.4	558.6	455.7	265.2	266.5	225.7	246.0	64.6	67.2	67.2	67.0	230.70	30.28	6985.60
2006/11/23	18:49:00	1200.5	906.5	287.7	289.8	249.7	257.0	556.4	363.1	264.9	266.5	225.9	246.0	64.6	66.8	66.6	66.6	230.70	30.28	6987.90
2006/11/23	18:50:00	1199.6	903.0	287.5	289.8	249.9	257.5	556.6	361.3	264.9	266.7	225.7	245.9	65.1	65.4	67.0	66.6	230.70	30.28	6987.90
2006/11/23	18:51:00	1199.4	905.4	287.5	291.4	250.0	257.4	556.6	554.9	263.9	266.3	225.9	245.9	65.0	65.2	67.2	65.5	230.70	30.28	6985.60
2006/11/23	18:52:00	1199.4	903.5	287.5	290.9	249.6	257.4	556.7	553.5	264.5	266.3	225.9	245.9	64.0	65.2	66.8	66.4	230.80	30.28	6988.62
2006/11/23	18:53:00	1200.1	903.0	287.7	290.7	247.9	257.4	556.7	424.5	265.2	266.6	225.7	246.0	63.8	66.8	66.4	66.4	230.70	30.28	6987.90
2006/11/23	18:54:00	1199.7	904.6	287.7	291.2	249.6	256.2	555.4	362.8	264.5	266.4	225.7	246.0	64.1	65.6	65.8	66.6	230.70	30.28	6987.90
2006/11/23	18:55:00	1199.9	902.1	287.6	290.9	250.2	257.2	557.4	360.2	264.3	266.4	225.9	246.0	65.8	66.0	66.6	65.5	230.70	30.28	6985.60
2006/11/23	18:56:00	1199.9	905.2	287.6	290.4	249.7	256.9	557.4	368.1	264.8	266.7	225.7	246.0	65.4	66.0	66.8	67.1	230.70	30.28	6987.90
2006/11/23	18:57:00	1200.3	905.4	287.7	291.4	250.2	257.4	557.4	362.2	264.9	266.4	225.7	246.0	65.1	65.4	67.1	65.5	230.70	30.28	6985.60
2006/11/23	18:58:00	1200.5	905.6	287.6	291.7	249.2	257.2	557.4	443.0	265.1	266.6	225.9	246.0	64.0	66.4	66.8	66.6	230.70	30.28	6987.90
2006/11/23	18:59:00	1198.9	905.8	287.6	291.2	249.9	257.0	557.4	356.1	264.2	266.3	225.7	246.0	64.2	65.3	67.1	66.3	230.70	30.28	6985.60
2006/11/23	19:00:00	1199.6	905.7	287.3	291.4	250.2	257.0	557.5	344.7	264.7	266.4	225.9	246.0	65.0	65.8	66.8	66.3	230.70	30.28	6987.90
2006/11/23	19:01:00	1198.9	904.1	287.6	291.4	249.9	257.4	556.3	358.8	264.9	266.4	225.9	246.0	65.0	65.4	67.3	66.6	230.70	30.28	6985.60
2006/11/23	19:02:00	1200.1	902.7	287.4	289.9	249.9	256.9	556.3	663.5	264.7	266.5	225.9	246.0	65.3	64.8	65.9	66.3	230.70	30.28	6985.60
2006/11/23	19:03:00	1199.2	905.9	287.5	290.7	249.2	257.4	557.5	345.3	264.5	266.3	226.0	245.9	65.1	65.6	66.3	66.4	230.70	30.28	6985.60
2006/11/23	19:04:00	1200.1	903.3	287.6	290.6	250.2	256.7	557.7	362.5	264.3	266.2	225.7	246.0	65.0	66.1	67.3	66.8	230.70	30.28	6985.60
2006/11/23	19:05:00	1199.9	908.4	287.4	290.9	249.9	256.9	557.9	361.3	263.7	266.3	225.9	245.9	64.6	65.5	67.2	65.8	230.70	30.28	6985.60
2006/11/23	19:06:00	1200.7	901.6	287.5	290.9	250.5	257.5	556.9	363.1	264.5	266.2	225.7	245.9	65.7	65.6	67.2	66.6	230.70	30.28	6987.90
2006/11/23	19:07:00	1200.8	901.3	287.5	291.5	249.7	257.5	556.7	406.6	263.9	266.3	225.6	246.0	66.0	66.8	66.8	66.2	230.70	30.28	6985.60
2006/11/23	19:08:00	1200.3	904.0	287.5	289.6	249.1	257.0	557.1	358.3	264.7	266.2	225.6	245.9	65.5	66.6	67.1	66.6	230.70	30.28	6987.90
2006/11/23	19:09:00	1200.6	899.9	287.5	290.7	249.7	257.2	557.5	368.5	264.6	266.3	225.5	245.9	66.1	66.6	66.8	66.2	230.70	30.28	6987.90
2006/11/23	19:10:00	1201.2	904.4	287.5	290.7	248.7	257.4	556.1	409.1	265.0	266.3	225.4	245.9	65.7	66.6	66.8	66.3	230.70	30.28	6985.60
2006/11/23	19:11:00	1201.3	904.1	287.5	290.7	249.7	257.0	557.2	358.8	264.4	266.3	225.4	245.9	65.5	66.8	66.3	65.9	230.70	30.28	6987.90
2006/11/23	19:12:00	1200.8	903.4	287.5	289.4	250.4	257.4	557.9	349.9	264.3	266.3	225.6	245.9	65.8	66.3	66.3	65.1	230.70	30.28	6987.90
2006/11/23	19:13:00	1199.9	906.3	287.5	290.7	249.7	257.0	557.4	351.6	264.3	266.0	225.7	245.9	65.8	65.9	66.3	65.2	230.70	30.28	6987.90
2006/11/23	19:14:00	1199.9	903.6	287.4	290.4	249.7	257.0	556.7	372.3	263.9	266.1	225.6	245.9	65.5	66.1	67.1	66.6	230.60	30.26	6977.96
2006/11/23	19:15:00	1199.1	903.6	287.4	290.4	249.6	257.2	557.5	345.6	264.6	265.9	225.4	245.9	68.1	65.5	67.1	66.8	230.70	30.28	6987.90
2006/11/23	19:16:00	1199.9	904.1	287.3	290.9	249.7	257.7	558.0	348.5	264.2	266.1	225.6	245.9	66.3	66.1	67.1	66.2	230.70	30.28	6987.90
2006/11/23	19:17:00	1199.5	904.9	287.7	291.5	249.6	257.4	557.8	349.0	264.3	266.3	225.7	245.9	65.6	66.2	67.3	66.6	230.70	30.28	6985.60
2006/11/23	19:18:00	1199.7	901.1	287.5	290.4	249.2	257.7	556.9	611.6	264.5	266.4	225.5	246.0	65.3	66.3	66.8	66.6	230.70	30.28	6987.90
2006/11/23	19:19:00	1200.8	902.4	287.6	289.8	249.4	257.5	556.9	470.7	264.9	266.2	225.5	246.0	66.1	66.4	66.8	66.6	230.70	30.28	6987.90
2006/11/23	19:20:00	1200.8	903.4	287.4	290.2	249.4	257.4	557.8	357.8	264.8	266.1	225.6	246.0	67.7	67.1	67.0	66.4	230.70	30.28	6985.60
2006/11/23	19:21:00	1200.6	904.7	287.7	289.9	249.4	258.0	557.4	348.6	264.8	266.1	225.6	246.1	66.6	67.1	68.0	66.6	230.80	30.28	6988.62
2006/11/23	19:22:00	1199.7	905.0	287.5	291.4	249.4	257.4	557.5	353.1	264.9	266.3	225.7	246.1	65.6	66.0	67.1	66.3	230.80	30.29	6990.93
2006/11/23	19:23:00	1200.1	903.4	287.7	291.7	250.4	257.7	557.5	350.3	265.5	266.3	225.7	246.1	69.3	65.8	67.1	66.4	230.70	30.28	6987.90
2006/11/23	19:24:00	1199.9	903.7	287.7	291.2	250.0	257.2	557.1	350.3	265.0	266.1	226.0	246.2	66.6	67.3	66.6	66.2	230.70	30.29	6987.90
2006/11/23	19:25:00	1199.8	904.3	287.6	291.2	249.7	257.7	558.2	380.5	264.9	266.6	225.9	246.2	66.1	67.9	66.6	66.1	230.70	30.28	6987.90
2006/11/23	19:26:00	1199.8	904.1	287.7	291.0	249.2	257.9	557.9	725.8	264.7	266.3	225.9	246.2	68.6	67.3	67.3	66.6	230.80	30.29	6990.93
2006/11/23	19:27:00	1199.9	901.1	287.8	291.4	249.4	258.4	557.2	719.9	265.3	266.3	225.7	246.2	67.0	68.0	68.1	67.0	230.70	30.29	6987.90
2006/11/23	19:28:00	1200.3	902.8	287.9	291.2	249.9	258.2	558.2	776.2	265.5	266.5	225.7	246.3	66.8	68.6	67.5	66.8	230.70	30.27	6985.60
2006/11/23	19:29:00	1200.5	901.9	287.9	291.0	249.9	258.3	558.2	362.2	265.6	266.7	226.1	246.3	66.8	68.3	67.5	67.6	230.80	30.29	6990.93
2006/11/23	19:30:00	1199.6	905.4	288.2	291.9	249.4	258.3	558.0	359.3	266.0	267.3	226.0	246.4	66.0	67.2	67.5	67.5	230.70	30.28	6987.90
2006/11/23	19:31:00	1199.8	906.8	288.0	291.8	250.0	258.2	557.8	356.0	265.3	266.9	225.7	246.4	68.4	67.7	67.3	67.3	230.80	30.29	6990.93
2006/11/23	19:32:00	1200.4	905.4	288.0	291.2	250.2	258.6	558.0	349.4	264.8	266.7	226.2	246.4	67.1	67.7	68.8	66.8	230.70	30.28	6985.60
2006/11/23	19:33:00	1199.9	904.7	288.0	291.0	249.2	258.6	558.2	343.8	266.1	266.7	225.7	246.4	67.7	68.1	67.1	67.2	230.80	30.29	6990.93
2006/11/23	19:34:00	1200.5	902.8	288.0	289.9	249.4	258.3	558.3	373.1	265.3	266.9	226.0	246.4	67.7	68.2	67.1	67.2	230.80	30.29	6990.93
2006/11/23	19:35:00	1200.6	907.3	287.9	291.4	249.2	257.8	558.2	348.3	265.7	267.1	226.1	246.3	66.8	67.5	67.6	67.2	230.80	30.29	6990.93
2006/11/23	19:36:00	1200.3	906.5	287.8	291.4	250.4	257.8	557.7	364.6	265.5	266.8	226.1	246.4	67.5	65.8	68.2	66.2	230.80	30.29	6990.93
2006/11/23	19:37:00	1200.9	905.0	287.8	290.6	249.9	257.7	557.2	359.3	265.5	266.6	226.0	246.4	66.2	66.2	67.7	67.3	230.80	30.29	6990.93
2006/11/23	19:38:00	1199.6	904.6	287.9	291.7	250.5	258.0	557.9	350.6	265.2	266.8	226.1	246.4	65.8	66.2	67.7	67.0	230.70	30.28	6985.60
2006/11/23	19:39:00	1199.4	906.3	287.8	291.8	249.7	257.8	557.4	344.3	265.1	266.7	226.1	246.3	66.2	67.9	67.3	67.0	230.80	30.29	6990.93
2006/11/23	19:40:00	1199.4	905.9	287.8	291.8	249.4	258.0	557.9	359.8	265.8	266.7	226.1	246.3	67.2	67.6	66.8	66.2	230.70	30.28	6987.90
2006/11/23	19:41:00	1198.6	906.9	287.7	291.8	249.4	257.8													

Heat Rise Run Rerun

Radioactive Material Transport Packaging System Safety Analysis Report
for Model AOS-025, AOS-050, and AOS-100 Transport Packages, Rev. G, July 27, 2012 (Docket No. 71-9316)

3-661

Date	Time	TC1	TC2	TC3	TC4	TC5	TC6	TC7	TC8	TC9	TC10	TC11	TC12	TC13	TC14	TC15	TC16	VDC	Amps	Watts
2006/11/23	19:45:00	1200.1	902.6	287.8	291.4	249.6	258.2	557.5	347.7	265.5	266.7	226.0	246.4	68.2	67.8	66.6	67.0	230.80	30.29	6990.93
2006/11/23	19:46:00	1200.1	905.2	287.9	291.2	250.2	258.3	557.7	347.7	265.3	266.6	225.9	246.4	66.6	67.8	67.9	66.8	230.80	30.29	6990.93
2006/11/23	19:47:00	1199.9	903.6	288.2	291.4	250.4	258.0	557.4	355.1	265.7	267.0	225.7	246.3	66.3	67.5	67.2	67.5	230.80	30.28	6988.62
2006/11/23	19:48:00	1200.1	905.2	288.0	292.2	250.4	258.0	558.7	353.6	265.7	266.7	225.9	246.4	66.8	67.7	66.8	67.6	230.70	30.29	6987.90
2006/11/23	19:49:00	1200.3	906.1	288.0	291.4	250.7	258.5	558.7	342.0	265.6	267.0	226.2	246.4	66.8	66.1	68.0	66.8	230.70	30.28	6987.90
2006/11/23	19:50:00	1200.3	907.6	287.8	290.7	249.7	257.9	558.8	341.6	265.2	266.8	226.0	246.4	66.1	66.2	68.2	66.6	230.70	30.28	6987.90
2006/11/23	19:51:00	1200.8	903.8	287.8	290.7	250.4	258.3	557.7	366.9	265.2	267.0	225.9	246.3	66.4	67.0	68.2	68.2	230.70	30.28	6987.90
2006/11/23	19:52:00	1200.3	904.6	288.1	291.2	250.0	257.8	557.4	353.5	265.5	266.9	226.1	246.4	65.1	65.8	67.7	68.0	230.70	30.28	6987.90
2006/11/23	19:53:00	1201.1	902.1	288.1	290.6	249.4	258.2	557.9	377.7	265.3	266.7	226.0	246.3	66.6	65.7	67.1	67.5	230.70	30.28	6987.90
2006/11/23	19:54:00	1200.9	901.0	287.8	291.5	249.1	257.9	559.1	347.1	265.6	267.1	226.0	246.3	66.6	66.4	67.1	66.8	230.70	30.28	6987.90
2006/11/23	19:55:00	1199.6	907.7	287.8	291.0	249.1	257.2	556.7	346.7	264.2	266.6	226.2	246.3	67.5	66.2	66.6	66.8	230.80	30.28	6988.62
2006/11/23	19:56:00	1199.5	905.8	287.9	291.5	249.2	257.7	556.7	364.6	264.5	266.6	226.2	246.4	67.2	66.0	66.0	66.4	230.70	30.28	6987.90
2006/11/23	19:57:00	1199.8	906.3	288.0	291.5	249.9	257.8	559.4	408.9	265.4	266.8	226.2	246.3	65.2	66.0	67.0	66.8	230.70	30.28	6987.90
2006/11/23	19:58:00	1200.1	907.6	287.7	291.9	250.2	257.4	558.5	359.8	265.5	266.9	226.2	246.4	66.6	66.6	67.1	66.3	230.70	30.28	6985.60
2006/11/23	19:59:00	1200.1	904.9	287.9	291.0	250.2	258.3	558.2	493.7	265.1	267.1	226.0	246.4	66.6	66.2	67.7	67.3	230.70	30.28	6987.90
2006/11/23	20:00:00	1199.9	905.6	288.1	290.9	249.9	258.5	556.4	604.3	265.1	266.6	225.9	246.3	67.3	66.8	67.5	67.5	230.70	30.28	6987.90
2006/11/23	20:01:00	1199.6	905.4	287.8	291.4	249.2	257.7	558.2	348.1	265.5	266.9	226.2	246.4	67.0	65.7	66.8	66.4	230.80	30.28	6988.62
2006/11/23	20:02:00	1199.6	902.2	288.0	291.4	250.2	258.2	557.7	347.1	264.8	266.8	226.0	246.4	65.0	66.2	67.3	66.8	230.80	30.28	6988.62
2006/11/23	20:03:00	1199.9	904.1	288.0	289.8	250.0	257.7	557.9	352.1	265.5	266.9	226.1	246.3	64.8	66.6	67.0	67.3	230.80	30.28	6988.62
2006/11/23	20:04:00	1199.8	905.4	287.7	290.9	249.7	258.0	558.0	358.4	265.3	266.8	226.2	246.3	67.2	65.3	66.4	66.3	230.70	30.28	6987.90
2006/11/23	20:05:00	1199.9	905.4	288.0	290.9	249.7	258.4	557.1	374.3	265.2	266.5	226.2	246.3	67.2	65.4	66.6	66.0	230.70	30.29	6987.90
2006/11/23	20:06:00	1200.9	904.6	288.0	291.0	249.7	258.0	557.2	553.7	265.6	266.6	226.1	246.3	66.1	65.4	67.0	66.1	230.70	30.29	6990.21
2006/11/23	20:07:00	1201.1	904.6	288.2	290.4	248.4	257.7	557.1	357.6	265.7	267.1	226.2	246.3	66.1	67.3	66.4	66.4	230.70	30.28	6987.90
2006/11/23	20:08:00	1199.5	904.1	288.1	291.2	248.7	258.4	558.7	381.8	264.8	266.5	226.2	246.4	68.1	66.3	66.1	65.8	230.70	30.28	6985.60
2006/11/23	20:09:00	1200.4	904.4	288.0	290.7	249.9	258.5	557.8	352.7	264.4	266.4	226.2	246.3	67.6	65.5	67.2	65.5	230.70	30.29	6987.90
2006/11/23	20:10:00	1200.3	904.7	288.0	290.7	249.7	258.3	557.8	497.0	265.3	266.6	226.1	246.3	67.5	65.4	67.3	67.2	230.70	30.28	6987.90
2006/11/23	20:11:00	1199.7	902.6	288.0	291.4	249.6	258.5	558.5	365.7	264.4	266.9	226.1	246.3	67.3	64.6	67.2	67.3	230.70	30.28	6987.90
2006/11/23	20:12:00	1199.9	906.1	287.9	290.4	248.9	258.2	558.7	357.9	265.1	266.8	226.1	246.2	68.1	66.1	67.1	66.1	230.70	30.28	6987.90
2006/11/23	20:13:00	1199.9	907.1	288.2	291.9	249.7	258.5	558.8	501.2	265.5	266.9	226.0	246.2	68.3	66.6	66.6	67.0	230.70	30.28	6988.62
2006/11/23	20:14:00	1200.1	906.8	287.9	291.9	249.7	257.9	558.2	349.9	264.9	266.5	226.1	246.2	67.0	65.2	68.1	65.6	230.70	30.28	6987.90
2006/11/23	20:15:00	1199.4	905.6	288.0	290.9	250.0	258.0	557.7	369.3	264.4	266.4	226.2	246.2	66.8	64.6	67.6	65.1	230.70	30.28	6987.90
2006/11/23	20:16:00	1199.5	905.1	287.9	290.6	250.5	258.3	557.4	360.3	264.4	266.1	226.2	246.2	66.2	64.2	67.2	64.6	230.80	30.28	6988.62
2006/11/23	20:17:00	1200.7	901.9	287.8	290.6	249.2	258.5	557.4	357.8	264.8	266.3	226.0	246.1	66.1	64.0	66.8	65.0	230.70	30.27	6986.32
2006/11/23	20:18:00	1201.6	904.6	288.0	290.9	249.9	258.5	558.5	406.5	264.4	266.8	225.9	246.2	65.5	66.1	66.8	65.8	230.70	30.28	6985.60
2006/11/23	20:19:00	1199.8	906.4	288.1	291.2	250.2	258.3	557.8	375.2	265.1	266.7	226.0	246.1	64.6	66.1	66.6	66.8	230.70	30.28	6987.90
2006/11/23	20:20:00	1199.8	904.9	288.0	290.9	249.1	257.7	558.8	590.5	265.2	266.8	225.9	246.1	64.1	66.6	66.3	66.6	230.70	30.28	6987.90
2006/11/23	20:21:00	1200.1	905.0	288.2	290.9	249.2	257.8	557.5	355.7	265.6	266.7	226.0	246.1	64.3	66.6	65.9	66.6	230.70	30.27	6986.32
2006/11/23	20:22:00	1199.7	905.5	287.9	290.9	249.2	257.9	558.6	408.6	264.7	266.6	225.9	246.2	66.1	67.2	65.9	66.8	230.70	30.28	6987.90
2006/11/23	20:23:00	1200.4	901.6	288.1	290.7	249.2	258.2	556.9	393.3	265.2	266.7	226.0	246.2	64.6	67.2	66.8	67.2	230.70	30.28	6987.90
2006/11/23	20:24:00	1200.1	905.4	287.9	291.0	249.4	258.2	557.7	354.3	265.3	266.7	226.1	246.2	64.6	66.8	66.2	66.4	230.70	30.28	6987.90
2006/11/23	20:25:00	1200.1	905.7	287.9	290.7	249.9	258.0	557.9	350.1	265.8	267.0	226.0	246.2	65.4	65.9	66.6	66.3	230.70	30.28	6987.90
2006/11/23	20:26:00	1199.9	907.3	287.9	290.6	250.4	258.4	556.4	345.9	265.5	266.4	226.0	246.2	65.3	65.4	67.1	66.6	230.70	30.28	6987.90
2006/11/23	20:27:00	1199.8	906.1	288.1	291.5	249.4	258.0	557.8	372.6	265.5	266.7	225.9	246.2	65.7	67.2	66.8	66.8	230.70	30.28	6985.60
2006/11/23	20:28:00	1200.2	904.9	288.0	291.2	250.5	258.0	557.7	726.6	265.0	266.5	226.0	246.2	64.6	65.8	66.3	66.8	230.70	30.28	6985.60
2006/11/23	20:29:00	1200.1	903.7	288.1	291.0	249.6	257.9	557.5	353.4	265.2	266.6	226.0	246.2	63.9	65.9	66.1	66.1	230.70	30.28	6985.60
2006/11/23	20:30:00	1198.8	904.9	288.1	291.0	249.1	257.0	557.2	358.7	265.5	266.6	226.1	246.2	63.8	67.0	65.7	66.8	230.70	30.28	6987.90
2006/11/23	20:31:00	1199.8	904.1	287.9	291.0	249.4	257.9	557.4	358.5	265.0	266.7	226.1	246.2	66.2	65.3	66.6	66.0	230.70	30.28	6987.90
2006/11/23	20:32:00	1200.2	904.9	287.8	291.0	249.7	258.0	558.2	348.0	265.1	266.7	226.1	246.2	66.0	65.2	66.0	65.5	230.70	30.28	6987.90
2006/11/23	20:33:00	1200.5	902.2	287.8	291.5	249.4	258.2	558.4	350.9	265.0	266.4	226.0	246.1	65.8	64.8	65.6	65.6	230.70	30.28	6987.90
2006/11/23	20:34:00	1199.6	904.4	288.1	290.2	249.2	257.4	557.4	362.1	265.1	266.6	225.7	246.1	64.8	65.3	66.3	65.9	230.70	30.28	6985.60
2006/11/23	20:35:00	1199.2	903.9	287.9	291.7	249.2	257.4	556.9	369.1	265.0	266.8	225.7	246.1	64.3	64.4	65.8	66.6	230.70	30.27	6986.32
2006/11/23	20:36:00	1200.1	903.4	287.7	290.4	249.6	257.5	557.7	358.4	265.0	266.8	225.9	246.1	64.8	63.6	66.0	66.1	230.70	30.28	6985.60
2006/11/23	20:37:00	1199.8	904.6	287.7	290.7	249.7	256.9	556.9	350.3	264.8	266.3	225.7	246.1	65.7	64.1	65.6	66.0	230.70	30.28	6985.60
2006/11/23	20:38:00	1200.4	904.7	287.9	291.2	249.9	258.2	558.8	375.8	264.2	266.5	225.9	246.1	66.4	66.0	66.6	65.6	230.		

Heat Rise Run

Rerun

Date	Time	TC1	TC2	TC3	TC4	TC5	TC6	TC7	TC8	TC9	TC10	TC11	TC12	TC13	TC14	TC15	TC16	VDC	Amps	Watts
2006/11/23	20:43:00	1199.4	904.1	287.9	291.0	249.6	257.8	558.2	359.4	264.5	266.9	225.9	246.0	65.4	66.1	67.0	66.2	230.70	30.28	6985.60
2006/11/23	20:44:00	1199.5	902.4	287.9	289.9	249.2	257.7	558.5	364.5	264.9	266.5	225.6	246.0	66.0	66.3	66.6	66.4	230.70	30.28	6985.60
2006/11/23	20:45:00	1200.7	903.3	287.9	291.2	250.4	257.7	558.4	369.1	264.8	266.5	225.9	246.1	65.0	66.0	66.8	66.2	230.70	30.28	6987.90
2006/11/23	20:46:00	1199.9	906.2	288.0	291.4	250.2	257.9	557.4	405.6	264.6	267.0	225.9	246.1	65.7	67.3	66.6	66.4	230.70	30.28	6987.90
2006/11/23	20:47:00	1199.9	905.1	287.6	291.0	249.2	258.2	557.4	348.0	264.7	266.9	225.7	246.1	65.3	67.0	66.4	66.4	230.70	30.28	6985.60
2006/11/23	20:48:00	1199.2	904.1	287.7	290.9	249.7	258.4	558.2	375.6	264.9	266.5	226.0	246.1	65.4	65.6	66.3	65.9	230.70	30.28	6985.60
2006/11/23	20:49:00	1199.6	904.4	287.9	290.7	249.4	258.2	557.1	363.3	264.4	266.8	225.9	246.1	66.0	66.1	66.6	66.8	230.70	30.28	6985.60
2006/11/23	20:50:00	1199.9	906.4	287.8	290.7	250.2	258.2	558.2	365.3	264.8	267.0	225.7	246.1	65.9	65.1	67.0	66.2	230.80	30.28	6988.62
2006/11/23	20:51:00	1198.8	906.2	287.9	290.9	249.7	257.9	556.7	347.5	264.4	266.7	225.9	246.2	65.2	66.2	66.6	66.3	230.70	30.28	6985.60
2006/11/23	20:52:00	1199.4	904.6	287.9	289.9	250.2	258.2	557.7	355.5	264.9	266.9	226.0	246.2	64.8	65.8	66.8	66.6	230.70	30.29	6987.90
2006/11/23	20:53:00	1199.6	904.3	287.9	290.9	249.6	257.9	558.4	363.6	264.6	267.0	226.0	246.2	65.5	65.9	67.0	66.2	230.70	30.28	6987.90
2006/11/23	20:54:00	1199.9	902.2	287.9	290.7	250.2	258.0	557.2	355.1	264.3	266.7	226.0	246.3	65.6	66.6	66.6	65.6	230.70	30.27	6985.60
2006/11/23	20:55:00	1199.5	904.4	287.3	291.5	250.2	257.9	556.9	666.6	264.2	266.8	226.0	246.3	65.7	66.4	66.8	65.7	230.70	30.28	6987.90
2006/11/23	20:56:00	1199.4	903.9	287.9	291.0	249.9	257.7	558.4	364.5	264.0	266.4	225.7	246.2	66.1	66.6	66.8	65.6	230.70	30.28	6985.60
2006/11/23	20:57:00	1200.4	906.8	287.7	290.6	250.2	257.8	558.2	365.8	264.6	266.6	225.9	246.2	66.0	66.4	66.8	66.2	230.70	30.27	6983.29
2006/11/23	20:58:00	1200.5	900.6	287.7	290.6	249.4	257.7	559.2	350.7	264.5	266.4	225.7	246.3	65.3	67.3	66.4	66.3	230.70	30.28	6985.60
2006/11/23	20:59:00	1201.1	906.6	287.9	291.0	249.9	257.8	558.5	360.2	264.3	266.8	226.0	246.2	65.3	66.2	66.6	65.4	230.70	30.28	6987.90
2006/11/23	21:00:00	1200.3	904.9	287.9	291.2	249.1	257.9	558.8	355.2	264.8	266.7	226.0	246.3	65.2	66.3	66.8	66.4	230.70	30.29	6987.90
2006/11/23	21:01:00	1200.4	904.9	287.9	290.6	248.9	258.3	556.7	352.5	264.3	266.6	225.9	246.3	67.8	66.4	67.2	66.8	230.70	30.28	6985.60
2006/11/23	21:02:00	1199.9	905.2	288.0	291.2	249.9	258.0	557.2	351.8	265.2	266.5	225.7	246.3	65.4	66.8	67.1	67.0	230.70	30.28	6985.60
2006/11/23	21:03:00	1199.9	905.6	288.0	290.2	249.6	257.7	557.2	365.4	264.3	266.7	225.9	246.4	66.1	67.2	66.6	66.6	230.70	30.27	6986.32
2006/11/23	21:04:00	1200.4	905.4	288.0	290.6	249.2	258.2	558.6	363.5	265.1	266.7	225.9	246.3	65.8	65.8	67.1	66.4	230.70	30.27	6985.60
2006/11/23	21:05:00	1200.1	904.7	288.0	290.6	250.4	258.2	557.8	362.1	264.9	266.8	225.7	246.4	65.2	66.2	67.3	66.8	230.70	30.28	6987.90
2006/11/23	21:06:00	1200.1	906.2	288.1	290.7	250.4	258.2	557.5	361.6	264.6	266.7	226.0	246.3	64.6	65.4	67.1	66.6	230.70	30.28	6987.90
2006/11/23	21:07:00	1200.1	904.7	288.0	290.6	249.9	258.3	556.9	351.8	264.9	266.8	226.0	246.4	67.0	66.0	67.3	67.1	230.70	30.28	6985.60
2006/11/23	21:08:00	1199.9	904.4	288.0	290.4	249.9	258.2	558.6	711.8	264.6	266.8	225.7	246.4	64.6	66.2	67.5	67.2	230.70	30.28	6987.90
2006/11/23	21:09:00	1199.8	906.7	288.1	290.4	250.2	258.5	556.4	384.5	265.7	266.8	225.9	246.4	66.3	66.6	67.3	67.3	230.70	30.28	6987.90
2006/11/23	21:10:00	1199.5	906.3	288.0	291.9	250.8	258.2	558.9	346.9	265.7	267.0	226.0	246.3	67.1	66.2	67.7	66.8	230.70	30.28	6985.60
2006/11/23	21:11:00	1199.5	904.1	288.2	290.9	250.0	258.4	557.9	345.5	265.1	267.2	225.7	246.4	66.2	67.8	66.3	66.3	230.70	30.28	6985.60
2006/11/23	21:12:00	1200.1	906.4	288.3	291.2	250.0	258.5	557.2	351.2	265.4	267.3	225.9	246.5	67.9	68.6	67.1	67.1	230.70	30.28	6985.60
2006/11/23	21:13:00	1200.5	904.9	288.2	291.2	250.4	258.8	557.2	351.9	265.8	267.4	226.0	246.5	67.5	67.9	67.2	66.8	230.70	30.28	6987.90
2006/11/23	21:14:00	1200.5	905.6	288.3	291.5	249.9	259.0	559.1	350.4	265.7	267.2	226.2	246.6	68.3	66.4	66.0	66.0	230.80	30.29	6990.93
2006/11/23	21:15:00	1199.9	904.0	288.4	292.5	250.7	258.5	558.5	350.9	266.0	267.4	226.2	246.7	68.2	67.5	66.4	67.3	230.80	30.28	6988.62
2006/11/23	21:16:00	1200.2	902.7	288.5	292.2	250.8	258.7	557.2	383.6	265.6	267.4	226.2	246.7	67.5	67.0	68.0	67.2	230.80	30.28	6988.62
2006/11/23	21:17:00	1200.9	902.4	288.5	291.2	250.7	259.3	558.9	629.9	265.9	266.9	226.2	246.8	67.5	67.3	67.9	66.8	230.80	30.29	6990.93
2006/11/23	21:18:00	1200.8	905.9	288.5	291.4	250.2	258.8	559.0	357.3	265.7	267.3	226.2	246.7	67.6	67.7	67.6	66.6	230.70	30.29	6987.90
2006/11/23	21:19:00	1201.1	905.4	288.6	290.4	249.6	258.5	557.7	363.2	265.8	267.4	226.2	246.7	66.8	68.4	67.5	67.3	230.80	30.27	6986.32
2006/11/23	21:20:00	1201.8	903.4	288.5	290.2	249.9	259.2	559.6	354.3	266.1	267.4	226.2	246.7	67.9	68.3	67.5	67.5	230.80	30.29	6990.93
2006/11/23	21:21:00	1200.7	905.5	288.6	291.2	250.2	259.1	557.4	359.7	266.2	267.9	226.0	246.7	67.3	68.3	68.2	67.6	230.80	30.29	6990.93
2006/11/23	21:22:00	1199.6	904.3	288.4	292.2	251.4	259.2	556.6	350.6	266.1	267.9	226.1	246.7	67.5	67.3	67.7	68.0	230.80	30.29	6990.93
2006/11/23	21:23:00	1199.6	901.9	288.5	291.9	249.9	259.0	558.8	354.2	266.1	267.7	226.5	246.7	67.5	67.3	67.2	66.8	230.70	30.29	6987.90
2006/11/23	21:24:00	1199.4	904.3	288.5	291.8	250.2	258.3	558.0	348.1	265.9	267.4	226.4	246.7	65.7	67.3	67.3	66.8	230.80	30.29	6990.93
2006/11/23	21:25:00	1199.6	903.9	288.3	291.2	250.7	258.3	557.4	358.4	265.7	267.2	226.4	246.6	65.3	67.2	67.7	67.1	230.70	30.29	6987.90
2006/11/23	21:26:00	1200.6	901.3	288.1	291.2	250.2	258.3	557.7	347.5	265.8	267.2	226.4	246.5	67.0	66.6	66.8	66.2	230.80	30.29	6990.93
2006/11/23	21:27:00	1199.5	906.3	288.2	291.2	249.9	258.2	558.6	351.8	265.2	267.1	226.2	246.5	67.5	65.3	66.6	66.6	230.80	30.29	6990.93
2006/11/23	21:28:00	1200.2	902.9	288.2	291.0	250.4	258.0	558.5	637.3	265.8	267.2	226.1	246.5	66.0	67.3	67.2	67.0	230.70	30.28	6987.90
2006/11/23	21:29:00	1201.2	904.4	288.2	290.6	249.2	258.7	557.2	639.9	265.3	266.7	226.2	246.5	66.6	65.9	67.8	66.6	230.80	30.29	6990.93
2006/11/23	21:30:00	1200.1	901.7	288.2	290.6	249.4	258.2	556.9	357.3	264.6	267.0	226.1	246.5	67.0	65.9	67.8	66.6	230.80	30.29	6990.93
2006/11/23	21:31:00	1200.1	904.9	287.9	291.9	249.4	258.7	557.4	634.6	264.7	266.7	226.2	246.5	68.3	67.1	66.0	66.0	230.80	30.29	6990.93
2006/11/23	21:32:00	1199.2	907.3	288.2	291.5	249.7	258.3	558.7	362.3	265.3	267.1	226.2	246.5	65.9	66.0	66.6	66.1	230.80	30.29	6990.93
2006/11/23	21:33:00	1200.5	904.0	288.2	290.9	249.9	257.8	558.2	353.0	265.7	266.9	226.2	246.5	66.6	66.4	66.6	66.6	230.80	30.29	6990.93
2006/11/23	21:34:00	1199.8	904.1	288.4	290.9	249.1	258.4	558.4	372.7	265.7	267.2	226.2	246.6	67.2	65.9	66.4	67.0	230.80	30.29	6990.93
2006/11/23	21:35:00	1200.1	905.4	288.3	291.2	249.9	257.8	558.2	374.2	265.8	267.2	226.2	246.6	67.3	65.8	66.8	67.0	230.70	30.29	6987.90
2006/11/23	21:36:00	1199.9	904.9	287.6	291.4	249.9	258.6	559.1	486.3	265.5	267.1	226.4	246.6	67.1	65.9	66.8	66.2	230.80	30.29	6990.93
2006/11/23	21:37:00	1199.4	904.4	288.3	290.9															

Heat Rise Run

Rerun

Date	Time	TC1	TC2	TC3	TC4	TC5	TC6	TC7	TC8	TC9	TC10	TC11	TC12	TC13	TC14	TC15	TC16	VDC	Amps	Watts
2006/11/23	21:41:00	1199.8	904.7	288.2	290.6	249.7	258.3	559.3	363.5	265.5	267.1	226.2	246.6	66.8	65.9	66.3	66.1	230.80	30.29	6990.93
2006/11/23	21:42:00	1199.6	903.3	288.3	290.6	249.9	257.9	558.2	373.4	265.8	267.0	226.0	246.6	67.0	66.2	66.8	66.6	230.80	30.29	6990.93
2006/11/23	21:43:00	1201.4	904.3	288.3	291.4	248.9	258.7	558.2	350.7	265.4	267.1	226.4	246.6	66.8	66.3	67.3	65.9	230.80	30.29	6990.93
2006/11/23	21:44:00	1199.8	904.9	288.4	290.9	249.4	258.5	558.2	356.1	265.9	267.2	226.1	246.6	67.3	67.6	67.3	67.0	230.70	30.28	6985.60
2006/11/23	21:45:00	1200.7	906.2	288.4	291.2	249.4	258.7	557.5	360.8	265.6	267.2	226.4	246.6	67.3	67.0	66.6	66.2	230.70	30.28	6985.60
2006/11/23	21:46:00	1199.9	904.4	288.4	290.9	250.2	258.5	559.5	356.3	265.9	267.2	226.2	246.6	65.0	67.2	66.8	66.4	230.70	30.28	6987.90
2006/11/23	21:47:00	1199.4	903.5	288.3	291.5	249.4	258.6	557.7	360.6	265.7	267.3	226.4	246.6	66.8	66.2	66.3	66.8	230.80	30.28	6988.62
2006/11/23	21:48:00	1200.9	905.1	288.5	290.9	249.7	258.4	558.8	394.6	265.5	267.4	226.4	246.7	67.9	66.1	67.1	67.1	230.70	30.28	6985.60
2006/11/23	21:49:00	1201.1	904.1	288.5	291.2	249.4	258.0	558.9	376.1	266.1	267.4	226.2	246.6	66.4	68.0	67.8	67.5	230.70	30.28	6985.60
2006/11/23	21:50:00	1200.7	906.1	288.6	291.7	249.1	258.3	559.3	344.9	265.9	267.3	226.4	246.6	65.7	67.0	67.3	67.0	230.80	30.29	6990.93
2006/11/23	21:51:00	1200.1	906.0	288.4	290.7	249.1	258.5	558.8	364.9	265.5	267.4	226.2	246.7	65.6	67.3	66.1	67.2	230.80	30.29	6990.93
2006/11/23	21:52:00	1200.9	902.9	288.5	291.2	249.7	258.4	558.2	353.1	266.0	267.4	226.4	246.7	65.4	66.8	66.0	66.2	230.80	30.29	6990.93
2006/11/23	21:53:00	1200.3	906.9	288.6	291.2	248.4	258.2	558.2	352.3	265.8	267.7	226.4	246.7	65.3	67.5	67.0	66.6	230.80	30.29	6990.93
2006/11/23	21:54:00	1200.4	905.1	288.5	290.7	249.2	258.3	559.6	365.6	265.8	267.2	226.2	246.7	65.8	66.6	66.6	66.6	230.80	30.29	6990.93
2006/11/23	21:55:00	1200.2	906.4	288.4	291.4	249.9	258.2	558.4	348.5	265.7	267.1	226.4	246.6	66.0	67.0	66.2	67.1	230.80	30.29	6990.93
2006/11/23	21:56:00	1200.1	905.5	288.5	290.9	249.9	258.7	559.1	356.8	266.1	267.4	226.5	246.7	67.3	68.3	67.3	67.0	230.70	30.28	6985.60
2006/11/23	21:57:00	1200.3	903.9	288.5	290.7	250.2	258.8	558.9	356.1	266.1	267.4	226.5	246.6	66.8	68.6	67.3	67.2	230.80	30.28	6988.62
2006/11/23	21:58:00	1199.9	906.7	288.4	291.7	249.7	258.5	558.5	362.5	266.0	267.4	226.4	246.5	66.8	67.5	66.6	67.1	230.70	30.28	6985.60
2006/11/23	21:59:00	1200.1	901.9	288.4	291.4	251.0	258.5	558.6	363.3	265.5	267.0	226.4	246.5	66.3	67.2	66.6	66.4	230.80	30.29	6990.93
2006/11/23	22:00:00	1200.4	902.8	288.3	291.4	248.7	258.0	558.6	356.8	266.0	267.2	226.1	246.5	64.8	66.8	67.0	66.8	230.80	30.29	6990.93
2006/11/23	22:01:00	1199.9	905.8	288.5	292.3	249.6	258.6	558.5	359.0	266.2	267.4	226.2	246.5	64.6	67.3	66.4	67.3	230.70	30.28	6985.60
2006/11/23	22:02:00	1200.1	905.4	288.6	291.2	250.5	258.3	559.2	357.6	265.6	267.2	226.2	246.5	66.3	68.1	66.8	67.2	230.80	30.29	6990.93
2006/11/23	22:03:00	1200.1	902.9	288.1	290.7	249.4	258.3	557.9	364.6	266.1	267.3	226.2	246.5	66.4	67.2	66.4	66.0	230.70	30.29	6987.90
2006/11/23	22:04:00	1200.2	904.4	288.4	289.9	249.7	258.2	559.2	356.1	265.6	267.4	226.4	246.4	67.0	66.3	66.6	66.4	230.70	30.28	6987.90
2006/11/23	22:05:00	1199.8	906.6	288.3	291.2	249.9	258.2	558.5	352.4	265.8	267.3	226.2	246.4	65.9	66.2	67.5	67.3	230.70	30.28	6985.60
2006/11/23	22:06:00	1200.3	905.9	288.4	291.4	249.4	258.6	557.4	647.3	265.7	267.2	226.4	246.4	66.6	67.5	67.5	67.3	230.70	30.29	6987.90
2006/11/23	22:07:00	1201.1	903.2	288.6	291.8	249.7	258.0	557.2	692.0	265.8	267.4	226.4	246.5	66.8	65.9	67.1	67.3	230.70	30.28	6987.90
2006/11/23	22:08:00	1199.8	904.7	288.4	291.4	250.5	258.9	557.5	355.5	265.8	267.2	226.7	246.5	67.1	65.7	66.6	66.3	230.80	30.28	6988.62
2006/11/23	22:09:00	1201.2	906.7	288.4	291.5	250.0	257.9	557.2	352.5	266.0	267.3	226.5	246.5	64.8	67.2	67.3	67.1	230.70	30.28	6987.90
2006/11/23	22:10:00	1199.6	903.6	288.5	292.0	248.9	258.4	558.3	378.8	265.8	267.2	226.7	246.5	65.8	67.0	66.3	66.4	230.70	30.28	6985.60
2006/11/23	22:11:00	1199.1	902.9	288.4	290.9	248.7	258.6	558.3	359.4	265.9	267.3	226.5	246.5	65.7	65.4	65.8	66.4	230.70	30.27	6986.32
2006/11/23	22:12:00	1201.6	903.9	288.6	291.0	249.9	258.6	559.9	367.7	265.8	267.0	226.5	246.5	67.9	65.3	65.9	66.1	230.80	30.27	6986.32
2006/11/23	22:13:00	1199.8	903.9	288.4	292.0	249.6	258.5	558.2	360.3	265.9	267.2	226.5	246.5	65.7	67.3	67.0	66.1	230.70	30.28	6987.90
2006/11/23	22:14:00	1199.7	903.9	288.6	292.0	250.2	258.0	559.5	356.2	265.5	267.4	226.2	246.5	65.6	66.6	67.1	67.0	230.70	30.27	6986.32
2006/11/23	22:15:00	1199.6	904.9	288.4	291.5	249.7	257.9	558.9	363.4	265.8	267.1	226.5	246.5	64.6	66.6	67.1	66.4	230.70	30.28	6985.60
2006/11/23	22:16:00	1199.6	904.4	288.2	291.4	249.6	258.2	557.5	352.1	266.2	267.0	226.5	246.5	66.0	65.9	66.6	65.7	230.70	30.27	6985.60
2006/11/23	22:17:00	1200.1	903.1	288.5	290.6	249.2	258.4	558.0	678.6	266.3	267.1	226.7	246.5	65.7	67.0	67.0	66.6	230.70	30.27	6983.29
2006/11/23	22:18:00	1200.3	901.3	288.6	291.2	249.9	258.4	558.2	366.4	266.1	267.1	226.5	246.5	66.8	67.3	66.2	67.2	230.70	30.28	6985.60
2006/11/23	22:19:00	1201.2	899.3	288.6	290.6	249.7	258.0	559.2	569.4	266.0	267.3	226.5	246.5	65.7	65.7	66.1	66.6	230.70	30.28	6985.60
2006/11/23	22:20:00	1199.4	904.6	288.4	291.7	249.9	258.2	558.5	347.4	265.4	267.3	226.5	246.4	65.5	65.2	66.8	65.8	230.70	30.28	6987.90
2006/11/23	22:21:00	1199.6	903.2	288.4	291.2	250.2	258.2	557.9	359.4	265.9	267.4	226.2	246.4	65.1	66.0	66.8	66.3	230.70	30.27	6983.29
2006/11/23	22:22:00	1199.8	902.4	288.4	290.1	249.9	258.2	558.6	368.8	264.5	266.9	226.5	246.4	65.4	66.6	66.6	65.6	230.70	30.28	6985.60
2006/11/23	22:23:00	1200.5	905.2	288.5	291.7	248.7	258.3	558.6	604.6	265.2	266.9	226.5	246.4	65.3	66.2	66.8	66.4	230.70	30.28	6987.90
2006/11/23	22:24:00	1201.3	904.1	288.4	290.2	250.4	258.4	556.0	593.9	265.8	267.0	226.4	246.4	65.1	65.6	66.8	66.2	230.70	30.28	6987.90
2006/11/23	22:25:00	1200.5	901.7	288.4	290.4	250.5	258.4	558.6	399.7	265.4	267.1	226.5	246.4	65.3	65.1	66.4	66.2	230.70	30.28	6985.60
2006/11/23	22:26:00	1199.4	900.0	288.4	290.9	250.4	258.4	557.7	356.8	265.3	266.7	226.4	246.3	65.5	65.5	67.0	66.8	230.70	30.28	6985.60
2006/11/23	22:27:00	1199.9	903.5	288.4	291.7	249.7	258.5	558.0	355.1	265.8	267.2	226.2	246.4	65.6	66.4	66.8	67.3	230.70	30.28	6985.60
2006/11/23	22:28:00	1200.1	904.9	288.2	290.7	249.1	258.2	559.0	361.0	264.9	267.4	226.2	246.4	65.2	65.4	66.8	66.8	230.70	30.28	6985.60
2006/11/23	22:29:00	1200.1	905.9	288.5	291.0	249.9	258.2	557.4	351.6	265.1	267.0	226.7	246.4	65.5	65.8	66.6	66.4	230.70	30.28	6987.90
2006/11/23	22:30:00	1199.9	901.6	288.4	291.4	249.7	258.2	557.2	355.5	265.0	266.9	226.2	246.4	66.1	65.7	67.2	66.4	230.70	30.28	6987.90
2006/11/23	22:31:00	1199.6	904.4	288.5	290.7	249.7	258.5	557.7	359.8	265.9	267.1	226.2	246.4	65.7	66.1	67.0	66.8	230.70	30.28	6987.90
2006/11/23	22:32:00	1199.5	903.7	288.2	291.2	249.4	258.6	557.4	368.5	265.2	267.0	226.2	246.4	65.8	65.3	66.8	66.6	230.70	30.27	6985.60
2006/11/23	22:33:00	1199.2	904.4	288.4	290.1	249.2	258.5	559.2	343.6	265.2	267.3	226.2	246.4	66.0	65.0	67.7	66.0	230.70	30.28	6985.60
2006/11/23	22:34:00	1199.2	903.7	288.2	289.9	248.7	258.2	557.7	351.6	264.7	267.0	226.4	246.4	65.7	66.1	67.0	65.9	230.70	30.27	6985.60
2006/11/23	22:35:00	1200.1	906.0	288.4	290.4	2														

Heat Rise Run

Rerun

Date	Time	TC1	TC2	TC3	TC4	TC5	TC6	TC7	TC8	TC9	TC10	TC11	TC12	TC13	TC14	TC15	TC16	VDC	Amps	Watts
2006/11/23	22:39:00	1201.2	904.1	288.1	290.2	248.9	258.0	558.0	582.9	265.1	267.0	226.2	246.3	66.0	67.1	67.7	65.9	230.70	30.27	6985.60
2006/11/23	22:40:00	1199.9	905.6	288.2	290.1	248.7	258.5	557.1	350.6	264.6	267.2	226.2	246.3	66.3	66.6	66.6	65.7	230.70	30.27	6985.60
2006/11/23	22:41:00	1199.4	904.1	288.4	291.4	249.2	258.2	558.2	351.7	265.1	266.8	226.5	246.4	66.8	65.4	67.6	65.7	230.70	30.28	6985.60
2006/11/23	22:42:00	1200.1	903.6	288.4	290.2	249.2	258.6	558.3	627.3	265.4	267.1	226.4	246.4	66.8	67.2	66.6	66.3	230.70	30.28	6987.90
2006/11/23	22:43:00	1199.9	901.0	288.2	290.2	248.7	257.8	557.4	674.9	265.0	267.4	226.2	246.3	67.1	66.8	66.4	67.0	230.70	30.28	6987.90
2006/11/23	22:44:00	1200.3	901.0	288.3	290.7	249.1	258.6	558.4	383.8	264.9	266.3	226.2	246.3	67.0	66.6	66.6	66.2	230.80	30.28	6988.62
2006/11/23	22:45:00	1200.1	905.6	288.4	291.4	249.1	258.2	558.4	352.7	265.1	266.7	226.5	246.4	66.8	66.8	67.1	65.5	230.70	30.28	6987.90
2006/11/23	22:46:00	1200.1	903.6	288.2	290.7	248.9	258.2	558.3	355.8	265.1	266.8	226.5	246.4	66.2	66.8	65.9	65.9	230.70	30.28	6987.90
2006/11/23	22:47:00	1200.3	904.4	288.2	290.9	248.9	258.4	558.0	357.1	265.1	266.8	226.2	246.4	67.0	67.1	66.6	66.3	230.70	30.28	6985.60
2006/11/23	22:48:00	1199.1	906.2	288.5	290.9	250.0	258.5	558.2	349.9	265.5	266.8	226.4	246.3	67.7	66.3	66.8	66.0	230.70	30.28	6987.90
2006/11/23	22:49:00	1199.5	902.8	288.2	290.2	250.2	258.4	558.3	476.0	265.0	266.6	226.2	246.4	65.5	66.4	67.2	66.1	230.70	30.28	6985.60
2006/11/23	22:50:00	1199.9	905.0	288.2	291.2	250.2	258.4	559.0	357.9	264.7	266.5	226.2	246.3	66.3	66.4	67.0	66.3	230.70	30.28	6987.90
2006/11/23	22:51:00	1200.1	904.9	288.2	290.9	248.9	258.6	558.6	352.6	265.1	267.1	226.4	246.4	66.1	67.3	67.7	66.8	230.70	30.28	6985.60
2006/11/23	22:52:00	1199.8	903.1	288.4	290.7	249.2	258.5	557.8	361.7	265.3	267.2	226.2	246.4	66.4	67.8	66.6	66.6	230.70	30.28	6987.90
2006/11/23	22:53:00	1201.5	905.9	288.4	289.9	249.4	258.5	558.2	366.7	264.8	267.3	226.2	246.4	65.8	67.8	66.4	66.8	230.70	30.28	6987.90
2006/11/23	22:54:00	1200.5	906.0	288.4	289.7	249.6	258.8	559.2	523.2	264.8	267.2	226.4	246.4	65.6	66.6	66.6	66.8	230.70	30.27	6983.29
2006/11/23	22:55:00	1200.7	904.9	288.4	290.9	249.6	258.4	558.5	645.1	265.9	267.1	226.2	246.4	65.9	65.2	66.8	66.2	230.70	30.28	6987.90
2006/11/23	22:56:00	1199.2	904.9	288.5	290.9	250.2	258.9	558.7	365.7	265.8	267.4	226.5	246.5	65.1	67.7	66.4	66.6	230.70	30.28	6987.90
2006/11/23	22:57:00	1199.9	903.9	288.5	290.2	249.6	258.7	558.7	362.1	265.7	267.4	226.7	246.5	66.6	67.3	66.1	67.0	230.70	30.28	6985.60
2006/11/23	22:58:00	1201.2	903.8	288.4	289.9	250.4	258.7	558.2	551.5	265.3	267.2	226.7	246.5	67.6	65.7	67.3	66.8	230.70	30.28	6985.60
2006/11/23	22:59:00	1199.9	903.8	288.5	289.9	249.7	259.1	559.0	365.8	265.6	267.8	226.7	246.5	66.6	66.2	67.3	66.8	230.70	30.28	6987.90
2006/11/23	23:00:00	1200.3	907.6	288.5	290.6	250.7	259.2	559.5	357.0	266.3	267.8	226.7	246.6	66.6	66.8	66.8	67.1	230.70	30.28	6987.90
2006/11/23	23:01:00	1199.8	904.7	288.5	291.2	249.9	259.2	558.8	360.5	265.6	267.9	227.2	246.6	66.6	66.8	66.1	66.0	230.70	30.28	6985.60
2006/11/23	23:02:00	1199.7	906.6	288.5	290.9	250.2	259.3	560.4	349.4	266.1	267.9	227.0	246.7	66.3	66.8	66.3	65.2	230.70	30.28	6985.60
2006/11/23	23:03:00	1199.6	903.5	288.7	291.4	250.5	259.9	557.5	367.7	266.4	267.8	227.5	246.8	67.3	66.2	67.0	65.9	230.70	30.28	6987.90
2006/11/23	23:04:00	1200.7	903.2	288.9	289.4	249.6	259.8	559.6	358.6	266.9	267.8	227.2	246.8	66.8	66.4	68.2	66.2	230.70	30.27	6983.29
2006/11/23	23:05:00	1199.8	901.6	288.9	292.8	250.2	259.5	561.2	359.4	266.4	268.2	227.2	246.8	66.0	66.6	67.6	66.8	230.70	30.27	6983.29
2006/11/23	23:06:00	1199.7	902.2	288.9	292.7	249.9	259.6	559.7	362.4	266.5	268.1	227.2	246.8	66.2	66.8	67.7	65.7	230.70	30.27	6985.60
2006/11/23	23:07:00	1199.9	905.9	289.0	290.6	251.4	259.7	559.3	371.6	266.7	268.2	227.2	246.8	66.3	67.7	68.3	66.0	230.70	30.28	6985.60
2006/11/23	23:08:00	1199.8	903.4	289.2	291.7	250.7	259.3	561.4	357.3	266.2	267.8	227.4	246.9	67.5	66.0	68.6	66.0	230.80	30.28	6988.62
2006/11/23	23:09:00	1199.7	905.9	288.9	292.2	251.8	259.6	559.9	359.2	266.2	267.8	227.5	246.9	67.3	66.8	67.3	65.8	230.60	30.27	6980.26
2006/11/23	23:10:00	1200.2	904.1	289.0	291.7	250.8	259.6	558.0	367.8	266.3	267.7	227.2	246.8	67.1	65.1	67.8	66.6	230.80	30.27	6986.32
2006/11/23	23:11:00	1200.4	904.4	288.9	291.9	251.2	259.7	559.4	581.0	265.7	267.4	227.5	246.8	67.7	64.8	68.6	66.6	230.50	30.26	6974.93
2006/11/23	23:12:00	1200.2	902.4	288.7	291.2	250.7	259.4	559.7	599.0	266.2	267.4	227.4	246.7	67.8	66.8	68.2	66.0	230.80	30.29	6990.93
2006/11/23	23:13:00	1200.6	904.4	288.7	290.7	251.0	259.2	559.7	569.7	266.3	267.4	227.2	246.6	67.1	66.0	67.6	65.9	230.80	30.29	6990.93
2006/11/23	23:14:00	1200.1	905.6	288.7	289.9	250.2	259.2	558.4	347.1	265.8	267.4	227.2	246.6	67.3	66.0	67.7	65.2	230.80	30.29	6990.93
2006/11/23	23:15:00	1200.3	903.6	288.6	291.0	250.2	259.3	559.2	361.3	266.0	267.2	227.2	246.6	66.6	66.6	67.9	65.4	230.80	30.29	6990.93
2006/11/23	23:16:00	1200.4	903.1	288.7	291.4	249.9	259.4	558.7	354.9	265.7	267.6	227.2	246.6	66.8	67.3	66.8	66.3	230.80	30.29	6990.93
2006/11/23	23:17:00	1200.9	905.0	288.5	291.2	249.9	259.3	559.4	573.2	265.1	267.0	227.0	246.6	67.3	64.3	67.3	65.9	230.80	30.29	6990.93
2006/11/23	23:18:00	1201.4	904.3	288.5	290.7	249.9	259.1	556.9	355.5	265.6	266.9	227.2	246.6	65.7	64.3	67.7	65.7	230.70	30.28	6987.90
2006/11/23	23:19:00	1200.6	904.6	288.6	290.9	249.9	259.2	559.2	378.8	266.0	267.4	226.9	246.5	66.1	67.3	67.3	66.0	230.80	30.28	6988.62
2006/11/23	23:20:00	1199.9	903.4	288.5	290.2	250.2	259.1	558.2	348.5	265.2	266.6	227.0	246.5	66.3	65.5	67.2	65.0	230.70	30.28	6987.90
2006/11/23	23:21:00	1200.5	906.1	288.5	290.7	250.4	258.8	557.7	351.1	264.9	266.6	227.2	246.5	65.5	65.7	67.3	64.8	230.70	30.29	6987.90
2006/11/23	23:22:00	1200.5	903.9	288.5	290.2	249.7	258.9	558.4	586.7	265.0	266.8	227.2	246.5	65.9	66.0	67.6	65.1	230.80	30.29	6990.93
2006/11/23	23:23:00	1200.4	904.6	288.5	290.1	249.7	259.1	559.1	354.1	265.8	267.4	227.0	246.6	66.3	67.6	67.0	66.6	230.80	30.28	6988.62
2006/11/23	23:24:00	1201.2	903.9	288.4	290.1	250.7	259.1	558.9	366.6	265.7	267.3	227.0	246.6	67.3	66.6	66.8	66.2	230.80	30.28	6988.62
2006/11/23	23:25:00	1200.9	905.0	288.6	290.7	249.7	259.4	558.7	669.8	265.9	267.2	227.0	246.6	66.6	65.9	67.3	66.6	230.80	30.29	6990.93
2006/11/23	23:26:00	1200.8	905.0	288.6	290.6	249.9	259.1	558.7	349.6	265.3	266.9	227.4	246.6	67.5	65.0	67.6	65.3	230.70	30.27	6985.60
2006/11/23	23:27:00	1200.5	904.6	288.6	291.2	248.9	259.1	559.3	352.6	266.1	266.9	227.0	246.5	67.3	65.4	67.7	65.3	230.80	30.29	6990.93
2006/11/23	23:28:00	1200.3	904.4	288.4	290.9	249.9	259.1	558.2	359.5	265.9	267.2	227.2	246.6	66.8	65.4	67.3	65.7	230.80	30.28	6988.62
2006/11/23	23:29:00	1200.8	904.4	288.7	290.9	249.7	259.6	559.7	362.5	266.5	267.4	227.2	246.6	67.3	67.0	67.9	66.4	230.80	30.29	6990.93
2006/11/23	23:30:00	1201.1	902.4	288.7	291.2	249.4	259.2	559.9	358.4	266.2	267.2	227.0	246.7	66.6	67.7	67.5	66.3	230.80	30.28	6988.62
2006/11/23	23:31:00	1201.4	901.6	288.8	290.2	250.0	259.5	559.0	370.4	266.3	267.3	227.0	246.7	67.2	67.5	66.6	66.1	230.80	30.29	6990.93
2006/11/23	23:32:00	1200.6	903.9	288.7	290.6	250.4	259.7	558.8	683.3	266.2	267.4	227.2	246.7	67.3	67.3	67.0	67.2	230.80	30.29	6990.93
2006/11/23	23:33:00	1199.9	905.8	288.8	291.5															

Heat Rise Run

Rerun

Date	Time	TC1	TC2	TC3	TC4	TC5	TC6	TC7	TC8	TC9	TC10	TC11	TC12	TC13	TC14	TC15	TC16	VDC	Amps	Watts
2006/11/23	23:37:00	1200.1	904.6	289.0	291.4	250.2	259.9	559.2	359.5	266.8	267.7	227.2	246.7	66.6	68.2	67.3	67.3	230.70	30.27	6983.29
2006/11/23	23:38:00	1200.6	904.9	288.8	291.2	249.9	259.1	558.9	352.4	265.7	267.6	227.0	246.7	64.6	67.5	66.4	66.4	230.70	30.28	6985.60
2006/11/23	23:39:00	1200.5	903.8	288.8	291.0	249.7	259.3	558.9	351.6	265.8	267.4	227.0	246.7	65.2	67.2	66.3	66.3	230.70	30.27	6983.29
2006/11/23	23:40:00	1200.8	904.9	288.9	291.2	249.9	259.5	558.4	355.1	266.5	267.6	227.5	246.7	68.3	66.8	66.8	66.0	230.70	30.27	6983.29
2006/11/23	23:41:00	1199.7	904.3	289.0	292.3	249.9	259.6	558.5	353.6	266.2	267.4	227.5	246.7	66.6	66.6	67.1	66.0	230.70	30.28	6987.90
2006/11/23	23:42:00	1200.3	904.6	289.1	292.0	249.6	259.8	559.4	351.5	266.2	267.4	227.4	246.7	66.8	68.2	67.5	66.1	230.70	30.28	6987.90
2006/11/23	23:43:00	1200.4	903.0	288.8	291.2	249.9	259.6	559.1	367.0	266.1	267.4	227.2	246.7	67.3	67.0	66.6	66.8	230.70	30.29	6987.90
2006/11/23	23:44:00	1199.1	905.6	288.7	291.4	249.7	259.6	559.3	347.8	266.1	267.4	227.5	246.7	67.7	66.8	66.1	65.9	230.80	30.28	6988.62
2006/11/23	23:45:00	1199.1	907.4	288.8	291.8	249.9	259.5	559.9	354.8	267.2	267.9	227.2	246.7	66.1	68.0	66.8	67.1	230.70	30.28	6985.60
2006/11/23	23:46:00	1199.2	902.9	289.1	291.7	249.9	259.0	560.6	360.3	266.8	267.9	227.2	246.7	67.0	67.9	66.6	67.5	230.70	30.28	6985.60
2006/11/23	23:47:00	1199.6	903.2	288.6	292.2	250.0	259.1	559.9	499.7	266.3	267.6	227.4	246.8	67.9	66.8	66.8	66.1	230.70	30.28	6987.90
2006/11/23	23:48:00	1200.1	900.9	289.0	290.7	249.6	259.7	559.9	368.5	266.6	267.3	226.5	246.8	67.1	67.8	67.7	67.1	230.70	30.28	6987.90
2006/11/23	23:49:00	1201.2	900.6	289.0	291.0	249.7	259.6	559.4	653.9	266.2	267.7	226.4	246.7	67.5	67.5	67.7	67.3	230.70	30.28	6987.90
2006/11/23	23:50:00	1199.4	905.8	289.0	291.7	249.7	259.6	558.3	349.1	266.2	267.6	226.1	246.7	68.2	67.1	68.3	66.8	230.70	30.28	6987.90
2006/11/23	23:51:00	1199.4	905.8	289.0	290.6	248.7	259.1	559.2	363.5	266.8	267.7	225.5	246.7	67.3	68.8	67.7	68.0	230.70	30.28	6987.90
2006/11/23	23:52:00	1200.3	903.4	289.0	290.2	249.7	259.4	559.8	499.4	266.4	267.4	225.5	246.6	68.8	67.3	68.8	67.3	230.70	30.28	6987.90
2006/11/23	23:53:00	1199.9	906.7	289.1	291.4	249.7	259.8	559.9	359.8	266.1	267.4	225.7	246.7	67.2	67.3	67.7	67.0	230.50	30.27	6977.24
2006/11/23	23:54:00	1200.3	906.1	288.8	291.4	248.9	259.0	558.7	381.2	266.3	267.7	225.7	246.7	67.6	67.0	67.5	66.8	230.70	30.28	6985.60
2006/11/23	23:55:00	1199.9	906.2	289.0	291.5	249.4	259.6	559.5	356.8	266.5	267.8	225.7	246.7	66.3	66.8	67.0	66.4	230.70	30.28	6985.60
2006/11/23	23:56:00	1199.4	903.8	288.5	291.2	249.9	259.6	559.4	609.8	266.6	267.7	225.7	246.7	64.4	65.9	67.1	66.6	230.70	30.28	6987.90
2006/11/23	23:57:00	1200.9	906.0	288.9	291.2	249.7	259.7	559.2	359.5	266.2	267.8	225.9	246.6	64.3	65.1	67.2	66.8	230.70	30.28	6987.90
2006/11/23	23:58:00	1200.1	904.3	288.7	290.9	249.2	259.3	559.8	592.2	266.1	267.4	226.0	246.6	66.8	65.2	67.2	66.1	230.70	30.28	6987.90
2006/11/23	23:59:00	1200.2	904.3	289.0	290.9	249.7	259.6	560.3	355.6	265.6	267.3	225.9	246.7	67.0	66.6	67.7	65.8	230.70	30.28	6987.90
2006/11/24	00:00:00	1199.9	904.7	288.8	290.2	248.9	259.4	559.5	347.5	265.5	267.2	225.7	246.7	66.8	67.0	67.3	67.2	230.70	30.28	6985.60
2006/11/24	00:01:00	1199.9	903.4	288.7	290.7	249.9	259.1	558.2	707.9	265.9	267.0	225.7	246.7	66.2	66.8	67.1	66.1	230.70	30.28	6987.90
2006/11/24	00:02:00	1200.2	904.1	288.6	290.6	249.7	258.7	559.0	353.6	265.9	267.2	226.0	246.6	67.9	65.5	66.3	65.7	230.70	30.28	6985.60
2006/11/24	00:03:00	1199.5	907.1	288.8	290.9	249.2	259.4	559.9	348.1	266.0	267.4	225.7	246.6	66.6	65.7	66.8	65.7	230.70	30.28	6987.90
2006/11/24	00:04:00	1200.3	903.1	288.7	290.7	249.7	259.1	558.4	354.1	265.7	267.3	225.7	246.7	66.4	65.5	67.0	66.4	230.70	30.26	6985.60
2006/11/24	00:05:00	1200.2	903.6	288.4	291.0	249.4	259.4	559.9	357.4	265.9	267.1	225.7	246.6	67.0	65.6	67.2	66.3	230.70	30.28	6987.90
2006/11/24	00:06:00	1200.1	904.6	288.7	290.7	249.4	259.3	559.8	365.6	265.6	267.1	225.7	246.6	66.2	65.3	66.8	66.3	230.70	30.28	6987.90
2006/11/24	00:07:00	1200.2	906.2	288.6	290.7	249.7	258.9	558.4	350.4	265.5	267.3	225.9	246.6	66.4	65.4	66.0	66.3	230.70	30.28	6987.90
2006/11/24	00:08:00	1200.1	903.4	288.8	291.0	250.0	258.8	559.2	358.6	265.3	266.6	225.7	246.5	67.1	64.6	67.3	65.6	230.70	30.28	6987.90
2006/11/24	00:09:00	1200.3	904.7	288.9	290.7	249.7	259.1	558.6	352.3	264.6	266.4	225.9	246.5	66.3	64.1	67.1	64.1	230.70	30.12	6954.71
2006/11/24	00:10:00	1199.5	903.1	288.8	290.7	249.2	259.2	560.6	360.5	265.7	267.0	225.6	246.5	66.8	65.9	67.5	65.2	230.70	30.28	6987.90
2006/11/24	00:11:00	1199.5	903.1	288.9	291.2	249.2	259.2	559.1	358.6	264.5	266.7	225.7	246.5	67.3	64.1	67.8	64.8	230.70	30.28	6987.90
2006/11/24	00:12:00	1200.3	903.0	288.5	291.0	249.7	258.3	560.1	361.9	264.5	266.4	225.9	246.5	66.3	65.1	66.6	63.9	230.70	30.28	6987.90
2006/11/24	00:13:00	1199.8	906.3	288.9	290.7	250.2	259.1	558.9	351.7	265.1	266.4	225.7	246.5	66.4	66.2	67.0	64.8	230.80	30.28	6988.62
2006/11/24	00:14:00	1199.9	901.9	288.4	289.8	249.4	259.3	559.5	430.1	265.1	266.6	225.5	246.4	66.3	66.6	67.1	66.6	230.70	30.28	6987.90
2006/11/24	00:15:00	1199.9	906.1	288.8	289.4	249.9	259.1	557.4	358.5	265.0	266.6	225.6	246.4	66.8	65.1	67.1	65.6	230.70	30.28	6987.90
2006/11/24	00:16:00	1199.9	904.0	288.6	291.2	249.1	259.0	558.2	365.6	265.5	266.3	225.6	246.5	66.4	65.8	67.3	65.3	230.80	30.28	6988.62
2006/11/24	00:17:00	1200.8	903.1	288.7	290.7	249.4	259.4	559.1	363.0	265.5	266.5	225.4	246.5	66.6	65.6	67.1	66.8	230.30	30.24	6964.27
2006/11/24	00:18:00	1200.8	904.1	288.6	290.7	249.7	259.2	558.0	352.3	265.7	266.7	225.5	246.5	66.4	65.7	67.2	65.3	230.70	30.29	6987.90
2006/11/24	00:19:00	1199.8	904.1	288.7	290.9	248.3	259.1	558.2	355.2	265.4	266.7	225.6	246.5	66.8	65.8	67.0	65.4	230.80	30.28	6988.62
2006/11/24	00:20:00	1200.9	902.8	288.8	289.8	250.2	259.3	558.4	358.3	265.5	266.8	225.6	246.5	66.8	67.6	67.1	66.4	230.70	30.28	6987.90
2006/11/24	00:21:00	1200.2	907.1	288.6	290.6	250.5	259.2	558.5	351.5	265.4	266.7	225.7	246.5	66.8	65.9	67.8	65.8	230.70	30.28	6987.90
2006/11/24	00:22:00	1200.1	906.3	288.7	290.9	248.7	259.4	559.0	365.3	265.2	266.7	225.5	246.5	66.4	66.4	67.2	65.9	230.80	30.28	6988.62
2006/11/24	00:23:00	1199.7	904.9	288.6	290.7	250.2	258.6	558.6	355.5	264.9	266.6	225.6	246.5	66.8	65.4	67.1	65.9	230.70	30.28	6987.90
2006/11/24	00:24:00	1199.5	905.5	288.5	290.9	249.1	259.2	558.2	616.3	265.1	266.8	225.4	246.5	66.6	66.2	67.5	66.0	230.80	30.28	6990.93
2006/11/24	00:25:00	1199.0	906.9	288.8	291.2	249.7	259.4	559.2	361.1	265.8	267.1	225.4	246.5	66.4	66.4	67.0	67.5	230.80	30.28	6990.93
2006/11/24	00:26:00	1200.1	905.6	288.8	290.1	249.4	259.2	559.7	513.7	266.3	267.1	225.2	246.5	66.4	66.2	67.3	67.6	230.70	30.28	6987.90
2006/11/24	00:27:00	1200.7	904.6	288.9	290.7	249.4	259.4	558.9	354.6	265.3	267.3	225.5	246.5	67.2	65.8	66.8	66.6	230.70	30.28	6987.90
2006/11/24	00:28:00	1199.7	904.1	288.7	290.2	249.1	259.1	558.7	374.7	265.1	267.2	225.6	246.5	66.4	66.3	66.8	66.4	230.70	30.28	6987.90
2006/11/24	00:29:00	1199.4	904.1	288.8	291.2	249.2	259.1	557.7	369.3	265.7	267.1	225.6	246.6	66.0	65.2	67.0	66.0	230.70	30.27	6986.32
2006/11/24	00:30:00	1200.1	903.7	288.9	290.4	250.0	259.5	559.2	352.7	265.3	267.4	225.6	246.6	66.6	66.2	67.1	65.8	230.70	30.28	6987.90
2006/11/24	00:31:00	1199.4	903.9	288.5	290.9	250.4	259.6													

Heat Rise Run

Rerun

Date	Time	TC1	TC2	TC3	TC4	TC5	TC6	TC7	TC8	TC9	TC10	TC11	TC12	TC13	TC14	TC15	TC16	VDC	Amps	Watts
2006/11/24	00:35:00	1200.4	905.0	288.9	290.4	249.9	259.0	558.7	359.8	265.0	266.4	225.9	246.7	67.6	64.6	68.4	66.1	230.70	30.28	6987.90
2006/11/24	00:36:00	1199.6	902.5	288.9	290.6	248.9	259.7	556.0	358.7	264.9	266.7	225.7	246.7	67.6	65.2	67.7	66.1	230.70	30.28	6987.90
2006/11/24	00:37:00	1199.9	905.9	288.9	290.4	250.4	259.3	559.5	360.6	265.2	266.8	225.7	246.7	66.8	65.1	67.2	65.9	230.70	30.28	6987.90
2006/11/24	00:38:00	1199.9	904.1	288.9	290.2	250.0	259.6	557.7	368.9	265.9	266.8	225.7	246.7	67.2	65.1	67.5	66.2	230.70	30.28	6987.90
2006/11/24	00:39:00	1201.1	905.5	289.0	289.8	249.2	259.5	558.6	359.7	266.0	266.9	225.7	246.7	67.0	66.2	67.9	66.4	230.70	30.27	6986.32
2006/11/24	00:40:00	1201.2	902.9	288.9	289.9	249.9	259.8	558.9	370.7	265.3	267.0	225.4	246.6	66.8	65.3	67.3	66.3	230.70	30.28	6985.60
2006/11/24	00:41:00	1201.8	902.2	288.9	290.2	250.5	259.6	558.8	366.7	265.0	267.3	225.7	246.6	66.8	65.0	67.6	65.8	230.70	30.28	6985.60
2006/11/24	00:42:00	1200.4	902.9	289.0	290.2	249.4	260.1	558.8	349.5	265.0	266.9	225.7	246.6	67.3	64.8	67.9	65.5	230.70	30.28	6987.90
2006/11/24	00:43:00	1199.9	903.2	289.0	289.4	250.2	259.8	559.0	362.6	266.0	267.1	225.6	246.6	65.6	65.9	67.5	66.8	230.70	30.27	6985.60
2006/11/24	00:44:00	1200.5	903.8	289.1	289.4	249.4	259.2	559.7	363.8	265.6	267.4	225.7	246.6	66.3	66.3	67.5	67.3	230.70	30.28	6988.62
2006/11/24	00:45:00	1201.1	902.1	288.7	290.6	249.9	259.4	558.2	357.8	265.7	267.3	225.6	246.7	65.4	66.3	67.3	66.6	230.70	30.28	6987.90
2006/11/24	00:46:00	1199.7	903.5	289.1	291.2	249.6	259.6	558.7	351.0	266.2	267.6	225.9	246.8	66.0	66.2	66.8	67.2	230.70	30.28	6985.60
2006/11/24	00:47:00	1199.6	904.3	288.9	290.7	249.9	259.5	559.4	361.8	265.4	267.4	225.7	246.7	67.5	65.6	67.7	66.8	230.70	30.27	6985.60
2006/11/24	00:48:00	1200.1	902.6	289.0	291.0	249.9	259.8	558.6	370.2	265.8	267.1	225.7	246.7	66.6	64.8	67.8	66.4	230.70	30.27	6983.29
2006/11/24	00:49:00	1199.6	906.9	288.9	291.4	248.9	259.6	559.4	369.6	264.7	266.7	225.7	246.7	67.3	64.3	68.0	65.5	230.70	30.27	6985.60
2006/11/24	00:50:00	1199.5	905.6	289.1	290.2	249.7	259.0	557.7	356.8	265.4	266.9	225.7	246.7	67.2	65.5	67.2	65.2	230.70	30.27	6983.29
2006/11/24	00:51:00	1199.8	904.6	289.0	291.2	249.9	259.7	559.5	374.8	264.4	266.6	225.7	246.7	67.3	64.1	67.7	64.8	230.70	30.27	6985.60
2006/11/24	00:52:00	1200.9	903.5	289.0	290.2	250.4	259.6	560.1	678.8	264.5	266.5	225.7	246.7	67.2	66.2	67.9	64.6	230.70	30.27	6985.60
2006/11/24	00:53:00	1200.1	905.9	289.1	290.2	249.2	260.0	559.9	351.5	265.2	266.6	225.7	246.7	66.8	64.8	67.3	65.2	230.70	30.27	6983.29
2006/11/24	00:54:00	1199.9	905.4	289.2	290.1	248.9	259.6	559.2	364.8	265.6	266.9	225.4	246.7	66.4	66.6	67.5	65.9	230.70	30.29	6987.90
2006/11/24	00:55:00	1200.1	906.1	289.1	290.9	249.7	259.4	560.6	417.4	265.5	267.0	225.4	246.7	66.6	66.8	67.5	66.6	230.70	30.27	6983.29
2006/11/24	00:56:00	1200.1	905.5	289.1	290.2	249.4	259.4	558.9	544.4	264.5	266.5	225.7	246.7	67.1	64.8	67.6	64.6	230.70	30.27	6983.29
2006/11/24	00:57:00	1200.8	905.8	289.1	291.2	250.0	259.4	560.4	353.6	265.3	266.5	225.6	246.7	65.6	64.3	67.2	64.8	230.70	30.27	6985.60
2006/11/24	00:58:00	1200.8	904.6	289.1	290.7	249.4	259.9	559.4	356.0	265.1	266.7	225.6	246.7	66.2	65.3	67.3	66.0	230.70	30.28	6985.60
2006/11/24	00:59:00	1199.9	904.6	289.1	290.9	250.2	259.9	559.5	353.3	265.8	267.0	225.6	246.7	66.8	65.3	67.6	65.9	230.80	30.28	6988.62
2006/11/24	01:00:00	1199.9	904.1	289.1	291.0	249.9	259.7	559.3	350.4	265.6	267.0	225.4	246.7	66.8	66.2	66.6	65.7	230.80	30.29	6990.93
2006/11/24	01:01:00	1200.6	904.9	289.1	291.4	249.1	259.9	559.9	351.0	265.5	266.6	225.6	246.7	65.5	66.1	67.2	65.8	230.70	30.27	6985.60
2006/11/24	01:02:00	1199.9	904.7	289.1	290.4	250.2	259.9	559.7	352.1	265.4	267.1	225.6	246.7	65.3	66.4	66.8	67.0	230.70	30.27	6983.29
2006/11/24	01:03:00	1200.1	905.0	289.0	289.8	249.2	259.8	559.5	360.3	265.4	267.0	225.6	246.7	65.0	66.2	66.3	67.2	230.70	30.27	6985.60
2006/11/24	01:04:00	1201.5	903.5	289.2	290.7	249.7	260.1	557.7	362.9	265.3	267.0	225.7	246.8	67.1	65.2	67.2	65.4	230.70	30.27	6983.29
2006/11/24	01:05:00	1199.7	904.3	289.1	291.8	250.2	259.9	558.6	365.6	265.6	267.1	225.7	246.8	66.6	64.8	67.3	64.8	230.70	30.27	6983.29
2006/11/24	01:06:00	1199.7	901.9	289.0	291.7	250.0	259.5	558.5	369.3	266.0	267.3	225.4	246.8	66.8	67.2	67.3	67.0	230.80	30.28	6988.62
2006/11/24	01:07:00	1199.8	905.0	289.0	290.6	249.2	259.8	558.7	364.9	264.8	267.1	225.6	246.8	67.0	65.8	68.0	65.9	230.70	30.28	6985.60
2006/11/24	01:08:00	1200.1	904.1	288.9	290.7	249.4	259.5	559.5	353.8	264.8	267.1	225.7	246.8	66.1	65.8	66.6	65.8	230.70	30.28	6987.90
2006/11/24	01:09:00	1200.5	906.7	289.1	290.1	249.2	260.0	558.8	350.6	265.7	266.9	225.6	246.7	68.4	65.5	66.6	66.2	230.70	30.28	6987.90
2006/11/24	01:10:00	1200.9	903.6	289.2	291.5	249.7	259.8	558.6	360.6	266.1	267.0	225.5	246.7	66.4	65.9	67.3	66.8	230.70	30.28	6987.90
2006/11/24	01:11:00	1199.6	904.3	289.2	290.7	249.4	260.0	560.4	360.2	266.2	267.1	225.5	246.8	66.1	65.5	66.4	66.8	230.70	30.28	6987.90
2006/11/24	01:12:00	1200.1	904.9	288.9	290.7	250.7	259.6	558.2	365.6	266.1	267.2	225.5	246.8	65.0	66.1	67.0	67.0	230.80	30.28	6988.62
2006/11/24	01:13:00	1200.9	899.7	289.3	289.7	250.2	259.6	557.8	374.7	266.0	267.1	225.6	246.8	64.8	66.2	66.8	66.8	230.70	30.28	6987.90
2006/11/24	01:14:00	1199.8	906.5	288.9	291.4	249.7	260.0	559.5	353.6	265.1	267.1	225.5	246.7	66.4	65.8	66.0	65.6	230.70	30.28	6987.90
2006/11/24	01:15:00	1199.8	904.1	289.2	290.7	249.7	259.7	559.8	455.6	266.0	267.4	225.5	246.7	65.8	67.0	66.6	66.8	230.70	30.28	6987.90
2006/11/24	01:16:00	1200.6	902.5	289.3	290.4	249.9	259.3	558.9	635.8	266.0	267.2	225.6	246.8	67.3	66.0	67.0	67.0	230.70	30.28	6985.60
2006/11/24	01:17:00	1200.9	905.4	289.2	290.6	249.7	259.5	558.3	365.6	266.4	267.4	225.5	246.7	66.3	66.8	67.3	66.8	230.70	30.28	6987.90
2006/11/24	01:18:00	1199.5	905.6	289.3	291.2	249.6	259.8	560.2	359.6	266.2	267.4	225.6	246.8	66.3	66.8	66.8	66.6	230.70	30.27	6986.32
2006/11/24	01:19:00	1199.9	904.4	289.2	291.8	249.2	259.4	559.1	357.6	265.9	267.3	225.6	246.8	66.2	67.3	66.6	66.6	230.70	30.28	6987.90
2006/11/24	01:20:00	1199.4	906.3	289.2	291.0	249.9	259.9	560.1	419.6	265.9	267.3	225.5	246.8	64.6	65.8	66.6	66.8	230.70	30.28	6987.90
2006/11/24	01:21:00	1200.1	905.5	289.2	291.9	249.4	259.8	560.1	361.3	266.1	267.6	225.6	246.8	65.5	65.8	66.6	66.3	230.70	30.28	6987.90
2006/11/24	01:22:00	1200.5	903.1	289.3	291.8	249.4	260.0	560.2	363.3	266.4	267.8	225.7	246.8	67.7	67.1	67.3	67.3	230.70	30.28	6987.90
2006/11/24	01:23:00	1200.5	904.3	289.3	291.8	250.4	259.0	558.2	366.6	266.6	267.6	225.6	246.9	66.2	67.8	67.6	67.6	230.70	30.28	6987.90
2006/11/24	01:24:00	1200.3	903.9	289.3	291.2	249.2	258.8	559.6	441.2	265.8	267.8	225.7	246.9	66.3	66.8	66.8	67.5	230.80	30.28	6988.62
2006/11/24	01:25:00	1200.2	901.4	289.4	291.2	249.4	260.0	559.6	363.8	266.1	267.4	225.4	246.9	64.6	67.7	66.6	66.8	230.70	30.28	6985.60
2006/11/24	01:26:00	1200.8	906.3	289.3	290.6	249.6	259.8	560.2	354.1	266.5	267.8	225.6	246.9	65.4	67.7	67.0	67.1	230.70	30.28	6987.90
2006/11/24	01:27:00	1199.9	906.3	289.4	291.7	249.6	260.0	558.9	377.5	266.8	267.9	225.7	247.0	67.0	67.2	67.2	67.0	230.70	30.27	6983.29
2006/11/24	01:28:00	1201.4	905.7	289.4	290.9	249.4	259.9	558.4	360.8	266.8	268.1	225.7	247.0	64.8	67.0	67.1	67.5	230.70	30.27	6986.32
2006/11/24	01:29:00	1200.3	905.4	289.4	291.0															

Heat Rise Run Rerun

Date	Time	TC1	TC2	TC3	TC4	TC5	TC6	TC7	TC8	TC9	TC10	TC11	TC12	TC13	TC14	TC15	TC16	VDC	Amps	Watts
2006/11/24	01:33:00	1200.1	905.7	289.4	290.7	249.2	259.5	559.1	747.6	266.8	267.9	225.6	246.8	65.1	67.1	66.8	67.1	230.70	30.28	6987.90
2006/11/24	01:34:00	1201.5	903.8	289.3	291.4	248.6	258.9	558.7	354.6	265.8	267.7	225.7	246.8	64.1	67.2	66.2	66.6	230.70	30.28	6987.90
2006/11/24	01:35:00	1200.8	904.6	289.4	291.4	250.2	259.6	558.7	366.1	266.7	267.4	225.6	246.8	64.6	67.0	66.6	66.8	230.70	30.28	6987.90
2006/11/24	01:36:00	1200.3	905.4	289.4	290.9	249.1	259.7	560.2	379.3	267.1	267.9	225.7	246.8	65.2	66.8	67.1	66.8	230.70	30.27	6983.29
2006/11/24	01:37:00	1201.1	905.1	289.4	291.2	249.4	259.6	558.8	354.6	266.6	267.4	225.5	246.8	64.2	67.7	66.8	67.3	230.70	30.28	6987.90
2006/11/24	01:38:00	1200.9	901.6	289.4	290.9	248.6	259.6	559.0	377.0	266.0	267.9	225.6	246.8	65.1	65.7	66.4	66.8	230.70	30.28	6985.60
2006/11/24	01:39:00	1200.4	904.7	289.4	290.2	250.8	259.6	559.7	707.5	266.8	267.8	225.7	246.7	65.5	65.7	66.6	67.0	230.70	30.28	6987.90
2006/11/24	01:40:00	1199.5	904.6	289.3	291.2	250.4	258.9	559.0	360.8	266.6	267.9	225.6	246.7	64.2	66.2	67.0	67.5	230.80	30.28	6990.93
2006/11/24	01:41:00	1200.2	906.0	289.2	291.0	249.4	259.1	559.6	377.5	266.1	267.6	225.7	246.8	65.2	66.3	66.2	65.3	230.70	30.28	6987.90
2006/11/24	01:42:00	1200.3	905.6	289.3	290.6	249.6	259.1	558.6	361.6	266.2	267.7	225.7	246.7	65.2	66.1	66.3	65.3	230.70	30.28	6987.90
2006/11/24	01:43:00	1199.9	905.2	289.3	290.7	249.6	259.2	559.9	359.8	266.4	267.6	225.7	246.7	65.5	66.8	66.1	65.9	230.70	30.27	6986.32
2006/11/24	01:44:00	1199.0	903.8	289.2	291.7	249.9	259.8	559.3	363.4	266.5	267.6	225.7	246.7	67.7	66.4	67.2	66.4	230.70	30.27	6985.60
2006/11/24	01:45:00	1199.4	904.4	289.2	291.5	250.2	260.0	558.8	354.2	266.4	267.7	225.7	246.8	66.2	66.6	67.5	66.3	230.70	30.28	6985.60
2006/11/24	01:46:00	1198.7	904.9	289.3	291.5	249.4	259.1	560.2	358.3	266.2	267.6	225.4	246.7	65.8	65.8	66.3	66.8	230.70	30.28	6987.90
2006/11/24	01:47:00	1199.1	905.6	289.4	292.2	249.9	259.7	558.3	353.3	265.4	267.1	225.7	246.8	68.0	66.6	67.2	66.8	230.70	30.28	6987.90
2006/11/24	01:48:00	1199.8	904.1	289.2	290.9	250.0	259.1	558.9	472.5	265.5	267.1	225.7	246.8	65.0	67.3	67.5	67.0	230.70	30.28	6987.90
2006/11/24	01:49:00	1199.7	905.5	289.3	290.7	249.7	259.4	558.4	375.6	266.0	267.4	225.7	246.8	65.0	66.3	67.3	67.1	230.70	30.28	6987.90
2006/11/24	01:50:00	1200.4	905.0	289.4	291.2	250.5	260.0	558.7	366.5	265.9	267.4	225.5	246.7	65.8	66.6	67.3	66.8	230.70	30.28	6985.60
2006/11/24	01:51:00	1199.8	904.6	289.2	290.7	249.7	259.7	559.8	372.1	266.2	267.4	225.7	246.7	65.6	67.8	66.6	66.0	230.70	30.28	6987.90
2006/11/24	01:52:00	1199.8	903.7	289.4	291.8	249.6	259.5	558.3	378.4	266.4	267.2	225.6	246.7	65.6	66.0	66.0	66.6	230.70	30.28	6987.90
2006/11/24	01:53:00	1200.1	899.9	289.2	290.2	249.4	259.5	558.2	394.4	266.6	267.3	225.2	246.7	66.6	66.3	67.3	66.6	230.70	30.27	6985.60
2006/11/24	01:54:00	1200.8	902.5	289.1	291.4	249.7	259.7	558.5	367.3	266.2	267.2	225.6	246.7	67.8	66.3	67.0	65.8	230.70	30.28	6985.60
2006/11/24	01:55:00	1199.9	904.3	289.2	291.5	249.7	259.8	560.2	356.6	266.1	267.6	225.5	246.7	66.8	67.3	67.8	66.4	230.70	30.28	6987.90
2006/11/24	01:56:00	1199.9	903.3	289.4	291.0	250.4	259.6	558.5	377.2	266.4	267.4	225.5	246.7	67.9	67.8	67.0	66.8	230.70	30.28	6985.60
2006/11/24	01:57:00	1201.1	901.6	289.4	290.9	250.2	259.7	559.1	368.0	266.0	267.4	225.6	246.7	66.8	66.2	67.3	66.6	230.80	30.28	6988.62
2006/11/24	01:58:00	1200.5	905.8	289.3	290.7	249.9	260.2	559.5	605.7	266.2	267.8	225.7	246.8	67.1	66.1	66.6	66.2	230.70	30.28	6987.90
2006/11/24	01:59:00	1200.6	903.9	289.6	291.5	250.2	260.4	558.9	353.5	266.8	267.7	225.7	246.9	67.1	67.7	67.2	66.2	230.70	30.28	6987.90
2006/11/24	02:00:00	1200.6	903.7	289.6	290.9	250.4	260.1	559.1	362.1	266.9	268.2	225.5	246.9	67.5	67.0	67.3	66.8	230.80	30.28	6988.62
2006/11/24	02:01:00	1200.8	904.1	289.4	291.4	250.7	260.3	559.6	360.6	266.8	268.1	225.6	247.0	67.2	67.8	67.7	67.0	230.80	30.28	6990.93
2006/11/24	02:02:00	1200.1	904.1	289.8	291.7	251.2	260.3	559.7	363.4	267.0	268.4	225.6	247.0	66.2	67.9	66.8	67.9	230.80	30.28	6988.62
2006/11/24	02:03:00	1200.1	905.9	289.7	291.7	250.0	260.4	560.4	349.6	266.5	268.1	225.7	247.1	67.7	67.6	67.9	67.0	230.80	30.28	6990.93
2006/11/24	02:04:00	1199.5	905.6	289.7	291.7	250.8	260.3	559.9	356.2	267.4	267.9	225.7	247.1	68.0	68.6	67.9	67.9	230.70	30.28	6987.90
2006/11/24	02:05:00	1200.8	905.4	289.4	292.2	249.9	260.6	559.7	363.8	266.9	267.9	225.7	247.1	67.3	67.9	68.6	66.6	230.70	30.28	6987.90
2006/11/24	02:06:00	1199.5	905.0	289.4	291.7	250.8	260.5	559.9	355.1	266.8	268.2	226.0	247.1	68.0	68.0	67.7	66.8	230.70	30.29	6987.90
2006/11/24	02:07:00	1199.1	907.0	289.7	291.2	250.2	260.7	560.1	347.1	266.4	267.8	226.1	247.1	67.7	67.3	67.7	66.6	230.70	30.28	6987.90
2006/11/24	02:08:00	1200.1	902.7	289.4	291.4	249.7	260.1	559.9	355.6	266.0	267.4	225.7	247.1	67.8	66.3	67.7	66.6	230.70	30.28	6987.90
2006/11/24	02:09:00	1200.4	902.7	289.6	291.7	250.4	260.9	560.3	362.3	266.2	267.7	225.7	247.1	67.6	66.6	68.6	66.6	230.70	30.27	6983.29
2006/11/24	02:10:00	1200.3	904.1	289.4	291.4	250.4	260.8	560.1	351.9	265.8	267.6	226.0	247.0	67.8	67.3	69.0	66.1	230.70	30.28	6987.90
2006/11/24	02:11:00	1201.3	905.5	289.7	291.0	250.7	260.7	558.4	362.1	265.4	267.6	225.9	247.0	67.7	65.9	68.8	65.8	230.80	30.28	6990.93
2006/11/24	02:12:00	1200.9	904.7	289.4	290.9	249.9	260.4	559.7	355.2	266.6	267.7	225.7	247.0	67.9	67.6	68.3	66.0	230.70	30.28	6985.60
2006/11/24	02:13:00	1200.7	904.7	289.3	291.4	250.4	259.9	559.3	543.9	266.3	267.7	225.7	246.9	66.8	65.8	68.2	66.1	230.70	30.28	6987.90
2006/11/24	02:14:00	1200.9	904.3	289.4	291.4	250.2	260.5	559.5	369.7	266.1	267.4	225.6	246.9	67.3	65.9	67.8	66.2	230.70	30.27	6986.32
2006/11/24	02:15:00	1200.5	903.4	289.6	291.4	249.9	260.0	559.8	354.8	265.8	267.4	226.0	246.9	67.6	65.7	67.8	65.9	230.70	30.28	6987.90
2006/11/24	02:16:00	1200.3	906.9	289.4	291.4	250.2	260.1	559.2	351.9	265.9	267.1	225.7	246.8	68.0	65.9	67.6	66.3	230.70	30.28	6987.90
2006/11/24	02:17:00	1199.9	906.8	289.4	291.5	249.9	260.2	560.4	350.4	265.2	266.8	226.0	246.8	67.0	66.0	67.5	65.0	230.70	30.28	6987.90
2006/11/24	02:18:00	1200.1	904.9	289.3	290.9	250.4	259.8	559.1	346.1	265.2	267.0	226.0	246.7	67.7	65.6	66.8	64.8	230.70	30.28	6987.90
2006/11/24	02:19:00	1200.1	901.3	289.4	291.2	249.6	260.0	558.6	358.1	265.9	267.0	225.6	246.7	67.3	66.8	67.0	66.3	230.70	30.28	6987.90
2006/11/24	02:20:00	1200.6	901.1	289.4	290.7	249.7	259.9	560.2	359.7	265.8	267.4	225.7	246.8	67.3	66.2	67.3	67.1	230.60	30.27	6980.26
2006/11/24	02:21:00	1200.3	903.4	289.2	290.7	249.9	260.4	556.7	359.4	265.9	267.4	225.7	246.8	68.1	67.0	67.1	67.3	230.70	30.28	6987.90
2006/11/24	02:22:00	1200.9	904.1	289.2	291.2	250.5	260.2	558.2	367.2	265.6	267.1	225.5	246.7	67.9	67.1	66.8	65.9	230.70	30.26	6980.98
2006/11/24	02:23:00	1199.7	904.6	289.4	290.7	249.2	260.0	559.2	354.8	266.3	267.6	225.2	246.7	67.2	67.2	67.7	67.1	230.70	30.28	6987.90
2006/11/24	02:24:00	1199.9	903.6	289.4	290.6	251.2	260.2	560.6	361.7	266.2	267.4	225.4	246.7	67.3	65.8	67.9	66.6	230.70	30.28	6987.90
2006/11/24	02:25:00	1200.5	901.9	289.1	290.6	249.2	260.2	559.1	349.4	266.0	267.4	225.4	246.7	66.6	66.6	67.8	67.1	230.70	30.28	6987.90
2006/11/24	02:26:00	1200.9	904.6	289.2	291.2	250.7	260.0	560.3	345.8	266.4	267.6	225.5	246.7	67.3	66.8	68.3	67.3	230.70	30.28	6987.90
2006/11/24	02:27:00	1200.9	904.4	289.2	290.9	250.9	260.1	560.1	351.6											

Heat Rise Run

Rerun

Date	Time	TC1	TC2	TC3	TC4	TC5	TC6	TC7	TC8	TC9	TC10	TC11	TC12	TC13	TC14	TC15	TC16	VDC	Amps	Watts
2006/11/24	02:31:00	1200.3	904.1	289.2	289.9	249.9	259.7	559.4	353.1	264.5	266.9	225.7	246.6	67.0	64.3	67.1	65.3	230.70	30.28	6985.60
2006/11/24	02:32:00	1200.3	904.9	289.1	291.2	249.4	259.2	559.6	353.1	264.6	266.6	225.9	246.7	66.4	64.2	67.1	64.2	230.70	30.28	6987.90
2006/11/24	02:33:00	1200.1	903.7	289.3	290.4	249.2	259.5	558.2	355.8	265.4	266.7	225.5	246.7	67.0	64.2	67.1	64.8	230.70	30.28	6987.90
2006/11/24	02:34:00	1199.7	904.9	289.2	291.2	249.6	260.2	559.4	352.7	265.8	266.6	225.6	246.7	66.8	66.6	67.5	65.6	230.70	30.28	6985.60
2006/11/24	02:35:00	1201.1	907.9	289.2	290.4	250.4	260.2	559.9	354.3	265.9	266.7	225.7	246.7	67.3	67.0	67.6	66.3	230.70	30.28	6985.60
2006/11/24	02:36:00	1199.9	906.0	289.0	291.0	249.6	260.2	557.9	354.4	266.1	266.9	225.7	246.7	66.0	67.3	67.2	65.3	230.70	30.28	6987.90
2006/11/24	02:37:00	1198.8	903.8	288.9	291.9	249.4	259.7	558.8	359.0	266.1	267.0	225.6	246.7	66.6	66.8	66.6	65.7	230.70	30.27	6983.29
2006/11/24	02:38:00	1199.9	905.2	289.3	291.2	249.2	260.3	559.2	362.6	266.2	267.2	225.7	246.8	66.0	67.0	67.0	65.8	230.70	30.28	6985.60
2006/11/24	02:39:00	1199.7	905.2	289.4	290.2	249.2	259.7	559.5	356.6	265.8	267.3	225.4	246.7	66.3	67.1	66.6	66.2	230.70	30.27	6985.60
2006/11/24	02:40:00	1199.5	904.4	289.4	291.0	249.2	260.3	558.3	355.0	266.0	267.2	225.4	246.7	66.4	66.1	66.1	66.3	230.70	30.27	6985.60
2006/11/24	02:41:00	1199.0	907.0	289.2	290.9	250.4	260.4	559.8	363.1	266.0	267.0	225.6	246.8	66.8	65.7	67.7	66.1	230.70	30.28	6987.90
2006/11/24	02:42:00	1199.1	906.7	289.3	291.7	249.7	260.1	559.6	349.9	266.0	267.4	225.6	246.8	66.8	67.3	67.3	66.1	230.70	30.27	6986.32
2006/11/24	02:43:00	1199.1	903.4	289.2	290.9	248.7	260.1	558.4	356.6	266.0	267.4	225.5	246.7	66.3	66.4	66.4	66.4	230.80	30.27	6986.32
2006/11/24	02:44:00	1200.5	902.1	289.4	290.4	249.7	260.4	559.3	361.6	266.3	267.3	225.4	246.7	66.2	65.4	67.6	66.0	230.70	30.28	6987.90
2006/11/24	02:45:00	1199.6	904.6	289.4	292.0	249.7	260.3	558.2	356.2	266.1	267.3	225.7	246.8	65.1	65.4	67.5	65.8	230.70	30.28	6987.90
2006/11/24	02:46:00	1199.6	905.8	289.3	291.7	250.5	260.2	559.6	372.7	265.9	267.3	225.7	246.9	67.5	66.2	67.3	66.1	230.70	30.28	6985.60
2006/11/24	02:47:00	1199.4	901.9	289.4	291.4	249.4	260.0	559.1	359.0	266.5	267.2	225.7	246.9	67.5	65.5	67.5	66.3	230.70	30.28	6987.90
2006/11/24	02:48:00	1199.7	904.4	289.3	291.4	249.2	260.6	559.4	353.1	266.2	267.1	225.5	246.9	67.0	65.8	67.7	66.3	230.70	30.28	6987.90
2006/11/24	02:49:00	1199.9	902.9	289.1	291.2	249.9	260.2	558.6	362.5	265.6	267.1	225.7	246.9	66.6	66.2	67.3	66.1	230.70	30.28	6987.90
2006/11/24	02:50:00	1199.4	902.9	289.4	291.4	250.2	260.0	560.9	347.9	265.9	267.4	225.6	246.9	65.8	65.3	67.0	66.6	230.80	30.28	6988.62
2006/11/24	02:51:00	1199.4	905.8	289.4	291.4	249.7	260.1	559.5	382.0	265.2	266.9	225.7	246.9	66.8	65.0	67.6	64.2	230.70	30.28	6987.90
2006/11/24	02:52:00	1198.9	905.8	289.4	292.5	248.9	260.1	557.4	362.6	265.8	267.1	225.7	246.9	66.6	65.7	67.6	64.6	230.70	30.28	6987.90
2006/11/24	02:53:00	1199.0	905.5	289.4	290.9	249.9	260.1	559.1	378.4	265.5	267.3	225.7	246.9	67.0	65.8	67.8	66.0	230.80	30.28	6988.62
2006/11/24	02:54:00	1199.2	907.1	289.3	291.7	248.9	260.0	560.1	359.7	265.8	267.0	226.1	246.9	67.6	65.3	67.8	65.2	230.70	30.28	6987.90
2006/11/24	02:55:00	1199.6	905.4	289.4	291.2	250.4	260.3	560.3	508.2	266.3	267.6	225.9	246.9	67.1	67.3	67.9	66.6	230.70	30.28	6987.90
2006/11/24	02:56:00	1199.7	905.7	289.4	291.4	250.4	260.5	559.3	353.9	266.0	267.2	225.7	246.9	66.8	65.0	67.7	65.9	230.70	30.28	6987.90
2006/11/24	02:57:00	1200.1	904.6	289.4	290.9	249.1	260.3	559.4	704.2	265.0	267.0	225.7	247.0	66.6	65.1	66.8	65.0	230.80	30.28	6990.93
2006/11/24	02:58:00	1199.8	903.7	289.4	290.9	250.7	260.3	559.4	354.9	266.2	267.2	225.7	246.9	66.6	65.2	67.3	66.0	230.70	30.28	6987.90
2006/11/24	02:59:00	1199.4	905.2	289.0	291.2	249.9	260.0	559.6	350.7	265.2	266.9	225.9	246.9	66.6	63.7	67.2	64.8	230.70	30.28	6987.90
2006/11/24	03:00:00	1199.7	903.6	289.6	290.7	249.4	260.4	559.9	366.1	265.5	266.7	225.7	247.0	66.8	65.0	67.7	64.8	230.70	30.28	6987.90
2006/11/24	03:01:00	1199.9	903.7	289.4	290.7	249.9	260.7	560.1	354.6	266.1	267.0	225.6	246.9	67.7	65.5	67.8	66.2	230.70	30.28	6987.90
2006/11/24	03:02:00	1199.9	904.4	289.4	290.9	250.4	260.8	560.3	354.6	265.2	267.0	226.0	247.0	67.3	65.6	67.7	65.7	230.80	30.28	6988.62
2006/11/24	03:03:00	1199.9	907.9	289.3	291.4	250.4	260.7	560.7	348.6	265.6	267.1	226.0	247.0	67.3	66.0	67.6	65.0	230.70	30.28	6987.90
2006/11/24	03:04:00	1200.1	903.7	289.4	290.9	249.9	260.6	558.5	354.9	266.1	267.1	225.7	246.9	66.8	65.3	67.2	65.7	230.80	30.28	6990.93
2006/11/24	03:05:00	1199.9	903.5	289.3	290.4	249.9	260.2	559.3	346.9	265.7	267.2	225.7	246.9	66.8	64.6	67.2	64.8	230.70	30.28	6987.90
2006/11/24	03:06:00	1199.9	902.8	289.1	290.6	249.9	260.8	559.8	360.0	265.5	266.6	226.0	247.0	67.1	64.4	67.7	64.3	230.70	30.28	6987.90
2006/11/24	03:07:00	1199.9	902.4	289.4	291.2	249.7	260.3	559.8	355.7	266.1	267.0	225.6	247.0	66.8	65.8	66.6	65.2	230.70	30.28	6987.90
2006/11/24	03:08:00	1199.2	906.6	289.2	291.5	250.4	260.4	559.7	357.6	265.9	267.0	225.7	247.0	67.2	65.2	67.8	66.1	230.70	30.28	6987.90
2006/11/24	03:09:00	1200.5	903.7	289.2	289.6	250.0	260.4	559.2	367.8	265.8	266.7	225.7	247.0	67.3	65.2	67.3	65.6	230.70	30.28	6987.90
2006/11/24	03:10:00	1200.3	905.9	289.4	291.4	249.6	260.4	558.4	549.9	266.2	267.4	225.7	247.0	67.3	66.1	68.2	66.3	230.70	30.27	6986.32
2006/11/24	03:11:00	1199.9	902.8	289.3	290.9	251.2	260.8	559.7	360.8	266.1	267.1	225.7	247.0	67.2	66.1	67.6	66.6	230.70	30.28	6987.90
2006/11/24	03:12:00	1199.9	906.0	289.4	291.2	250.2	260.3	561.2	367.8	266.1	267.4	225.7	247.0	66.4	67.2	67.8	66.8	230.70	30.28	6987.90
2006/11/24	03:13:00	1199.6	904.6	289.4	290.2	249.4	260.8	559.3	349.6	266.4	267.6	225.7	247.0	66.6	67.0	67.1	66.6	230.70	30.28	6987.90
2006/11/24	03:14:00	1199.9	905.1	289.4	292.2	249.4	260.3	560.6	363.2	266.1	267.8	225.7	247.0	66.8	65.2	66.1	66.8	230.70	30.28	6987.90
2006/11/24	03:15:00	1199.6	907.0	289.4	290.1	249.7	260.4	560.3	365.6	265.4	267.3	225.9	247.0	66.6	65.4	67.6	65.2	230.70	30.27	6986.32
2006/11/24	03:16:00	1199.8	906.0	289.6	291.7	249.7	260.0	559.2	711.3	265.9	267.4	225.7	247.0	66.1	66.0	66.8	65.2	230.70	30.28	6987.90
2006/11/24	03:17:00	1199.7	905.0	289.6	291.4	250.2	260.9	559.9	368.3	266.7	267.8	225.6	247.0	66.6	66.8	67.3	67.0	230.70	30.28	6987.90
2006/11/24	03:18:00	1200.1	907.1	289.8	291.2	249.7	260.2	560.2	363.2	266.5	267.9	225.9	247.1	65.3	66.2	66.6	66.8	230.70	30.28	6987.90
2006/11/24	03:19:00	1199.4	905.4	289.4	291.0	250.2	260.2	557.8	349.6	266.0	267.6	226.1	247.0	66.6	66.8	66.6	65.8	230.70	30.27	6987.90
2006/11/24	03:20:00	1199.2	904.6	289.6	291.9	249.7	260.4	559.3	351.1	266.6	267.6	225.7	247.0	66.0	67.6	67.5	66.8	230.70	30.28	6987.90
2006/11/24	03:21:00	1199.1	905.8	289.4	291.9	250.5	260.3	560.1	352.7	266.2	267.4	225.9	247.1	66.8	66.1	67.5	65.9	230.70	30.28	6987.90
2006/11/24	03:22:00	1200.1	904.0	289.3	290.9	249.7	260.7	557.7	366.1	266.3	267.3	226.0	247.1	67.2	67.1	67.7	66.0	230.70	30.28	6987.90
2006/11/24	03:23:00	1200.1	905.9	289.6	291.8	250.2	260.9	558.9	351.0	266.9	267.9	225.7	247.1	65.9	66.3	67.0	67.3	230.70	30.28	6987.90
2006/11/24	03:24:00	1200.6	907.1	289.6	291.2	249.9	260.6	560.4	357.8	266.6	267.9	225.9	247.1	67.0	65.2	66.8	66.4	230.70	30.27	6985.60
2006/11/24	03:25:00	1201.1	902.1	289.8	291.4															

Heat Rise Run

Rerun

Date	Time	TC1	TC2	TC3	TC4	TC5	TC6	TC7	TC8	TC9	TC10	TC11	TC12	TC13	TC14	TC15	TC16	VDC	Amps	Watts
2006/11/24	03:29:00	1199.2	901.4	289.4	291.2	249.9	260.3	559.9	353.5	266.2	267.8	226.0	247.1	66.0	66.8	66.6	66.8	230.70	30.27	6986.32
2006/11/24	03:30:00	1199.5	906.8	289.6	291.7	250.5	259.9	560.3	359.3	266.3	267.9	226.0	247.2	66.8	65.7	67.2	66.0	230.80	30.28	6988.62
2006/11/24	03:31:00	1199.5	905.5	289.6	291.2	250.7	260.8	560.3	347.7	266.4	268.1	226.1	247.1	68.1	65.7	67.0	65.6	230.70	30.28	6985.60
2006/11/24	03:32:00	1199.7	904.9	289.9	291.7	250.0	260.4	560.4	407.0	266.6	268.1	226.1	247.2	66.6	67.1	67.3	67.1	230.70	30.28	6987.90
2006/11/24	03:33:00	1199.6	906.5	289.9	291.0	250.4	259.8	559.9	349.6	266.8	268.1	226.0	247.2	65.2	68.0	66.8	67.1	230.70	30.28	6987.90
2006/11/24	03:34:00	1200.1	904.7	289.6	291.5	250.2	260.6	559.9	383.6	266.7	267.9	226.1	247.2	65.4	67.5	66.8	66.2	230.70	30.28	6987.90
2006/11/24	03:35:00	1199.8	905.7	289.9	292.0	249.4	260.2	560.9	368.1	267.0	268.2	226.1	247.2	65.2	67.3	66.8	66.8	230.70	30.28	6987.90
2006/11/24	03:36:00	1199.5	904.6	289.9	291.4	250.4	260.4	559.7	371.3	266.8	268.1	226.2	247.2	67.9	66.4	67.2	67.2	230.70	30.28	6987.90
2006/11/24	03:37:00	1200.3	906.2	289.9	290.9	249.7	260.1	560.6	348.7	266.5	268.4	226.0	247.2	67.3	66.6	67.6	67.3	230.80	30.28	6990.93
2006/11/24	03:38:00	1201.2	904.6	289.9	291.2	250.4	261.3	559.4	355.4	266.6	268.2	226.0	247.2	67.6	67.2	66.8	66.6	230.80	30.28	6988.62
2006/11/24	03:39:00	1200.9	904.9	289.8	292.3	249.7	261.1	561.5	365.4	266.7	268.2	226.2	247.2	68.1	67.3	68.2	66.8	230.80	30.28	6990.93
2006/11/24	03:40:00	1200.1	901.9	289.9	290.6	250.5	260.8	560.7	359.1	266.4	267.9	226.1	247.1	68.0	65.8	68.8	66.1	230.80	30.26	6984.01
2006/11/24	03:41:00	1199.4	907.4	289.6	291.4	251.2	260.5	561.5	348.5	267.1	268.1	226.1	247.1	66.8	65.7	67.1	66.0	230.70	30.28	6987.90
2006/11/24	03:42:00	1200.3	904.1	289.6	290.9	250.9	260.8	560.7	355.1	266.6	267.9	226.1	247.0	67.7	66.6	67.5	66.6	230.70	30.28	6987.90
2006/11/24	03:43:00	1200.1	904.4	289.7	291.2	249.9	260.8	560.4	357.9	266.3	267.7	226.0	247.0	67.7	65.8	67.6	66.6	230.80	30.28	6990.93
2006/11/24	03:44:00	1199.9	906.0	289.7	291.7	250.7	260.1	560.4	349.9	266.5	267.4	226.1	247.0	67.3	64.6	67.5	65.5	230.70	30.27	6983.29
2006/11/24	03:45:00	1200.8	904.6	289.6	291.4	250.0	260.7	559.6	356.5	265.5	267.3	225.7	247.0	67.0	65.2	67.9	64.8	230.80	30.28	6990.93
2006/11/24	03:46:00	1199.8	906.3	289.6	290.7	249.7	260.2	560.6	355.1	265.9	267.7	225.9	247.0	66.8	65.7	66.8	66.1	230.80	30.28	6988.62
2006/11/24	03:47:00	1199.4	903.8	289.8	292.2	249.6	260.2	560.4	356.3	266.5	267.4	225.7	246.9	67.2	66.3	67.5	66.8	230.70	30.28	6987.90
2006/11/24	03:48:00	1198.7	904.4	289.4	290.9	250.0	260.8	559.9	360.5	265.7	267.3	225.7	247.0	66.8	65.1	68.1	65.3	230.80	30.28	6990.93
2006/11/24	03:49:00	1198.8	905.4	289.0	291.7	249.7	260.7	558.8	367.1	266.1	267.3	225.9	247.0	67.3	65.6	67.1	66.8	230.70	30.28	6987.90
2006/11/24	03:50:00	1199.1	904.4	289.6	290.7	249.4	260.6	560.2	341.9	266.5	267.2	225.7	247.0	67.2	66.0	68.0	65.9	230.70	30.28	6987.90
2006/11/24	03:51:00	1199.4	901.7	289.7	291.7	249.7	260.7	558.5	348.8	265.6	267.2	225.9	247.0	66.8	64.6	68.0	65.3	230.80	30.28	6988.62
2006/11/24	03:52:00	1199.2	904.4	289.8	290.4	249.2	260.4	560.2	354.1	266.1	267.7	225.7	247.0	66.6	67.0	67.0	66.8	230.70	30.28	6987.90
2006/11/24	03:53:00	1199.8	904.9	289.6	290.9	250.9	260.8	559.3	354.1	266.0	267.9	225.7	247.0	67.5	66.2	67.8	66.8	230.70	30.28	6987.90
2006/11/24	03:54:00	1199.4	903.3	289.4	290.6	250.7	260.9	558.0	370.7	265.9	267.3	225.7	247.0	67.6	66.6	67.3	66.8	230.70	30.28	6987.90
2006/11/24	03:55:00	1199.8	902.9	289.7	291.4	249.4	260.9	560.7	412.8	266.3	267.6	225.6	247.0	66.8	66.6	67.3	67.2	230.80	30.28	6988.62
2006/11/24	03:56:00	1199.7	903.1	289.6	290.7	249.2	260.5	559.8	352.1	266.8	267.9	225.7	247.0	66.8	66.6	67.2	66.6	230.70	30.28	6987.90
2006/11/24	03:57:00	1199.4	906.8	289.4	290.4	250.7	260.9	559.0	365.7	266.6	267.9	225.9	247.0	65.9	65.8	67.0	66.4	230.80	30.28	6990.93
2006/11/24	03:58:00	1199.7	904.4	289.8	291.4	250.0	260.7	560.1	636.8	266.5	267.9	225.9	247.0	65.6	67.3	66.8	66.6	230.80	30.28	6990.93
2006/11/24	03:59:00	1199.9	905.9	289.4	291.9	250.4	260.5	560.4	357.4	266.4	267.8	226.1	247.0	67.1	66.1	67.3	66.8	230.70	30.26	6980.98
2006/11/24	04:00:00	1199.5	903.6	289.8	291.7	250.4	260.8	558.8	358.1	265.5	267.4	225.9	247.0	67.6	65.4	67.9	65.4	230.80	30.28	6990.93
2006/11/24	04:01:00	1199.0	905.4	289.6	291.8	249.7	260.3	560.2	358.5	265.9	267.2	225.7	246.9	67.3	67.6	67.8	65.5	230.80	30.28	6990.93
2006/11/24	04:02:00	1200.1	904.9	289.7	291.8	250.5	260.4	556.6	651.0	266.6	267.8	225.6	247.0	67.9	67.3	67.8	66.8	230.70	30.27	6986.32
2006/11/24	04:03:00	1200.4	903.9	289.7	291.2	250.0	260.6	556.6	366.9	265.8	267.9	225.7	247.0	67.1	66.8	67.6	65.0	230.80	30.28	6990.93
2006/11/24	04:04:00	1199.8	905.7	289.8	291.2	249.7	260.0	560.1	351.9	266.5	267.8	225.7	247.0	68.3	66.1	66.6	66.3	230.70	30.28	6987.90
2006/11/24	04:05:00	1199.8	906.8	289.7	291.2	249.7	260.7	560.6	358.6	266.2	267.7	225.7	246.9	68.0	65.9	67.1	66.8	230.80	30.28	6988.62
2006/11/24	04:06:00	1199.7	908.4	289.6	291.4	249.7	260.7	559.5	347.5	266.4	267.6	225.7	247.0	66.8	65.4	66.8	66.2	230.70	30.28	6987.90
2006/11/24	04:07:00	1199.6	902.4	289.8	291.0	249.2	260.4	560.2	379.6	266.4	267.4	225.7	247.0	66.0	66.6	66.6	66.3	230.70	30.28	6987.90
2006/11/24	04:08:00	1199.9	906.2	289.7	290.4	249.9	260.6	560.6	353.0	265.9	267.4	225.7	247.0	67.2	66.0	66.6	66.3	230.70	30.28	6987.90
2006/11/24	04:09:00	1199.0	906.5	289.7	290.7	249.7	260.6	561.0	344.1	266.5	267.6	225.9	247.0	67.7	66.6	67.9	66.6	230.70	30.28	6987.90
2006/11/24	04:10:00	1199.2	903.8	289.6	291.5	251.0	260.8	560.4	348.8	266.1	267.9	225.7	247.0	65.7	67.3	67.2	66.6	230.80	30.28	6988.62
2006/11/24	04:11:00	1199.1	905.8	289.8	291.0	249.7	260.9	561.2	345.4	266.1	267.8	225.7	247.0	65.8	67.3	66.8	67.0	230.70	30.28	6987.90
2006/11/24	04:12:00	1199.7	905.6	289.7	291.7	248.9	260.1	559.5	368.3	266.8	267.9	225.6	247.0	65.2	67.3	66.6	66.6	230.70	30.28	6987.90
2006/11/24	04:13:00	1199.5	905.5	289.7	291.0	250.7	260.8	560.1	352.1	265.8	267.6	225.9	247.0	67.5	66.4	67.3	65.8	230.70	30.27	6987.90
2006/11/24	04:14:00	1199.5	905.5	289.7	291.2	250.2	260.9	560.9	352.5	266.3	267.3	226.0	247.0	67.1	66.2	68.0	65.1	230.80	30.28	6988.62
2006/11/24	04:15:00	1200.4	906.1	289.8	291.0	250.5	260.5	560.4	362.2	266.1	267.6	225.5	247.0	66.3	67.3	67.8	66.1	230.70	30.28	6987.90
2006/11/24	04:16:00	1200.1	901.4	289.7	290.4	250.7	260.3	559.9	357.1	266.5	267.8	225.5	247.0	66.0	67.2	67.6	66.0	230.70	30.27	6986.32
2006/11/24	04:17:00	1199.4	904.6	289.9	291.4	249.4	260.3	559.0	363.3	266.2	267.9	225.9	247.0	66.2	67.3	67.5	66.2	230.80	30.28	6988.62
2006/11/24	04:18:00	1199.9	907.1	289.8	290.7	250.5	260.4	559.9	596.9	266.0	267.6	225.9	247.0	66.8	65.7	67.6	64.8	230.70	30.27	6986.32
2006/11/24	04:19:00	1199.6	906.6	289.7	291.4	250.5	260.4	559.9	357.6	266.5	267.6	226.1	247.1	66.8	67.3	67.6	64.8	230.70	30.28	6987.90
2006/11/24	04:20:00	1199.6	904.1	289.7	291.0	248.7	260.5	559.4	346.7	266.3	267.8	225.9	247.1	65.9	67.6	67.3	67.5	230.70	30.28	6987.90
2006/11/24	04:21:00	1198.9	903.8	289.7	291.5	249.2	260.5	559.8	350.1	266.7	267.9	225.9	247.1	66.3	67.1	67.0	67.1	230.70	30.27	6986.32
2006/11/24	04:22:00	1199.1	904.6	289.8	291.7	251.0	260.7	560.3	343.8	266.7	267.9	225.9	247.1	65.7	66.3	67.0	66.4	230.70	30.27	6987.90
2006/11/24	04:23:00	1200.2	902.8	289.7	290.7	2														

Heat Rise Run Rerun

		TC1	TC2	TC3	TC4	TC5	TC6	TC7	TC8	TC9	TC10	TC11	TC12	TC13	TC14	TC15	TC16	VDC	Amps	Watts
Date	Time																			
2006/11/24	04:27:00	1199.9	904.4	289.8	291.2	250.9	260.5	560.4	359.2	266.1	267.8	225.7	247.1	66.8	66.2	68.1	66.6	230.70	30.28	6987.90
2006/11/24	04:28:00	1200.3	903.6	289.8	290.7	249.4	260.7	557.9	357.8	266.7	267.7	225.9	247.1	67.0	65.7	68.2	66.3	230.70	30.28	6987.90
2006/11/24	04:29:00	1200.1	905.1	289.7	291.8	249.7	260.3	560.9	351.2	266.7	267.9	225.7	247.1	66.0	68.0	67.0	66.2	230.70	30.28	6987.90
2006/11/24	04:30:00	1199.4	900.5	289.9	291.7	250.7	260.5	559.0	357.1	266.6	267.9	226.0	247.1	67.1	66.4	66.8	67.3	230.70	30.27	6987.90
2006/11/24	04:31:00	1199.9	900.0	289.6	290.7	250.4	260.7	559.0	361.7	266.6	267.9	226.1	247.2	67.1	66.3	67.3	66.4	230.80	30.27	6986.32
2006/11/24	04:32:00	1199.2	903.1	289.8	290.6	250.7	260.6	560.7	359.1	267.4	267.9	225.9	247.2	66.1	67.0	67.1	67.3	230.70	30.27	6987.90
2006/11/24	04:33:00	1200.1	902.7	289.9	291.2	248.9	260.4	560.2	364.3	266.8	268.2	226.1	247.2	66.2	66.6	67.1	67.6	230.80	30.28	6988.62
2006/11/24	04:34:00	1200.1	903.1	289.4	290.4	249.4	260.7	558.8	360.8	266.4	268.1	226.2	247.2	67.0	65.8	67.9	65.8	230.70	30.28	6987.90
2006/11/24	04:35:00	1199.0	905.5	289.7	291.4	249.9	260.6	559.0	351.1	266.4	267.9	226.2	247.2	67.0	66.0	67.3	66.2	230.70	30.28	6987.90
2006/11/24	04:36:00	1198.9	906.4	289.6	290.2	249.9	260.5	559.1	357.6	267.1	267.9	226.1	247.2	66.6	68.8	67.3	66.2	230.70	30.28	6987.90
2006/11/24	04:37:00	1199.9	905.4	289.7	290.6	250.5	260.8	560.9	360.5	266.3	267.7	226.1	247.2	67.3	66.3	68.1	65.7	230.70	30.28	6987.90
2006/11/24	04:38:00	1199.7	901.3	289.3	290.6	250.9	260.5	559.9	362.8	266.5	267.7	226.2	247.2	67.3	65.7	67.6	65.5	230.80	30.28	6988.62
2006/11/24	04:39:00	1199.5	905.1	289.6	291.0	250.2	260.8	559.8	353.1	266.6	267.9	226.1	247.2	67.2	66.6	67.6	66.0	230.80	30.28	6988.62
2006/11/24	04:40:00	1199.1	905.5	289.8	291.7	250.2	260.6	559.3	358.1	266.6	268.1	226.1	247.2	67.3	65.9	67.8	66.6	230.70	30.28	6987.90
2006/11/24	04:41:00	1200.1	903.6	289.8	291.2	249.6	260.8	559.4	362.4	266.1	267.8	226.1	247.2	67.3	65.9	67.2	65.4	230.70	30.28	6987.90
2006/11/24	04:42:00	1199.9	902.0	289.7	290.9	249.6	261.2	560.4	352.0	266.9	267.8	226.1	247.2	66.3	67.1	67.3	65.6	230.80	30.28	6988.62
2006/11/24	04:43:00	1199.9	903.3	289.9	292.2	249.2	260.9	561.4	366.6	265.4	267.9	225.7	247.2	66.6	66.4	67.7	66.8	230.70	30.28	6987.90
2006/11/24	04:44:00	1199.9	904.6	289.7	290.9	248.9	260.3	559.2	356.0	266.4	267.7	226.2	247.3	67.0	66.0	66.4	66.0	230.80	30.28	6988.62
2006/11/24	04:45:00	1199.1	903.4	289.7	291.7	249.6	260.9	559.8	350.1	266.8	267.8	226.2	247.3	66.8	65.9	67.9	66.6	230.70	30.28	6987.90
2006/11/24	04:46:00	1199.1	905.9	289.6	291.0	250.9	260.9	559.8	355.4	266.9	267.8	226.2	247.2	66.3	66.2	67.6	67.3	230.70	30.27	6986.32
2006/11/24	04:47:00	1199.2	905.9	289.9	291.4	250.2	260.9	559.2	351.4	266.2	267.4	226.2	247.3	66.3	66.1	67.8	66.3	230.70	30.28	6987.90
2006/11/24	04:48:00	1199.7	903.3	289.9	291.4	250.8	260.9	559.0	356.5	266.2	267.0	226.0	247.2	67.3	65.7	67.8	65.4	230.70	30.28	6987.90
2006/11/24	04:49:00	1199.1	906.2	289.6	292.0	250.8	260.7	560.6	361.0	266.5	267.0	226.0	247.2	67.0	67.1	67.7	65.6	230.70	30.28	6987.90
2006/11/24	04:50:00	1199.4	904.4	289.6	290.6	250.5	260.9	559.9	356.8	265.6	267.8	226.2	247.2	66.6	66.8	67.3	66.6	230.70	30.28	6987.90
2006/11/24	04:51:00	1199.4	903.4	289.8	291.7	250.2	260.9	559.5	352.6	266.3	267.9	226.2	247.3	67.6	66.3	67.7	66.3	230.70	30.27	6986.32
2006/11/24	04:52:00	1199.9	906.0	289.9	290.9	250.8	261.1	559.8	361.9	266.4	267.7	226.2	247.3	67.3	65.7	66.6	65.9	230.70	30.28	6987.90
2006/11/24	04:53:00	1199.1	906.2	289.9	291.7	249.9	261.4	560.3	361.1	266.2	267.7	226.2	247.3	67.2	65.7	66.8	65.7	230.70	30.28	6987.90
2006/11/24	04:54:00	1199.1	903.2	289.9	291.9	249.9	261.1	560.3	357.8	266.4	267.9	226.2	247.3	67.9	66.2	66.6	66.2	230.70	30.28	6987.90
2006/11/24	04:55:00	1199.2	904.9	290.1	291.8	249.6	260.8	560.6	345.1	266.8	268.2	226.2	247.4	65.5	67.3	67.2	67.1	230.80	30.28	6988.62
2006/11/24	04:56:00	1199.1	905.8	290.1	291.8	250.2	260.6	559.9	351.3	267.0	268.1	226.2	247.3	65.0	66.8	66.6	66.8	230.70	30.28	6987.90
2006/11/24	04:57:00	1199.1	905.6	289.9	291.8	250.2	260.6	560.3	348.6	266.5	267.9	226.1	247.4	67.0	67.6	67.3	65.6	230.80	30.28	6988.62
2006/11/24	04:58:00	1199.9	907.1	289.9	291.8	250.4	260.9	560.2	360.1	266.6	268.4	226.1	247.3	66.8	67.5	67.7	66.8	230.70	30.27	6986.32
2006/11/24	04:59:00	1199.7	906.6	290.1	291.7	250.2	260.8	560.4	342.9	267.0	268.2	226.1	247.4	65.3	68.3	67.3	67.7	230.70	30.28	6987.90
2006/11/24	05:00:00	1200.6	904.4	290.2	290.9	249.7	260.4	559.9	363.5	266.6	268.1	226.2	247.3	64.6	67.6	66.8	67.2	230.70	30.27	6987.90
2006/11/24	05:01:00	1199.9	907.9	290.1	291.4	250.2	260.4	560.1	343.4	267.1	268.2	226.1	247.3	64.3	66.8	66.8	66.6	230.70	30.28	6987.90
2006/11/24	05:02:00	1199.1	908.4	289.9	292.2	250.7	260.9	560.9	346.6	266.2	268.4	226.2	247.3	66.8	65.9	66.4	66.6	230.70	30.28	6985.60
2006/11/24	05:03:00	1199.2	904.6	290.1	291.2	250.4	260.9	559.3	362.5	266.5	268.1	226.2	247.3	68.1	65.9	67.7	67.0	230.70	30.28	6985.60
2006/11/24	05:04:00	1199.1	904.3	290.2	291.2	250.0	261.4	560.1	357.6	267.0	268.2	226.2	247.3	67.3	65.7	68.0	67.0	230.70	30.27	6986.32
2006/11/24	05:05:00	1199.9	903.0	290.2	291.4	250.9	261.3	561.2	352.8	266.8	268.7	226.2	247.4	65.8	67.1	67.3	66.8	230.70	30.27	6985.60
2006/11/24	05:06:00	1199.5	904.4	290.2	292.2	250.4	260.7	559.0	365.6	266.4	268.7	226.2	247.4	65.8	66.2	67.0	67.3	230.70	30.27	6986.32
2006/11/24	05:07:00	1200.5	903.9	290.1	291.2	250.7	261.1	560.2	703.8	267.3	268.9	226.2	247.3	66.8	66.6	67.2	66.8	230.70	30.27	6985.60
2006/11/24	05:08:00	1200.6	905.4	290.2	292.2	250.7	260.9	561.0	343.6	266.9	268.7	226.2	247.3	65.8	67.5	67.1	67.8	230.70	30.28	6985.60
2006/11/24	05:09:00	1199.4	905.5	290.1	292.3	250.5	260.9	559.9	345.9	266.6	269.0	226.4	247.4	67.5	65.9	66.6	66.3	230.70	30.27	6983.29
2006/11/24	05:10:00	1199.6	904.0	290.2	291.4	251.2	261.1	560.2	349.6	267.0	268.4	226.2	247.3	66.1	65.8	66.6	66.1	230.70	30.27	6983.29
2006/11/24	05:11:00	1199.1	904.3	290.2	291.8	250.5	260.6	559.7	348.8	267.3	268.4	226.0	247.3	65.3	67.7	67.1	67.1	230.70	30.27	6986.32
2006/11/24	05:12:00	1200.1	905.1	290.4	290.9	250.4	261.2	560.7	365.9	265.8	268.4	226.2	247.4	65.9	65.3	67.3	65.8	230.70	30.27	6986.32
2006/11/24	05:13:00	1199.9	907.6	289.9	291.0	250.2	261.1	561.4	348.2	266.3	268.4	226.5	247.4	67.5	66.2	67.3	66.4	230.70	30.28	6985.60
2006/11/24	05:14:00	1200.1	903.4	290.2	290.9	250.5	261.4	560.4	543.2	266.8	268.6	226.4	247.4	67.3	67.3	68.0	67.3	230.70	30.27	6985.60
2006/11/24	05:15:00	1199.7	905.7	290.2	291.8	250.2	261.2	559.6	356.1	266.1	268.4	226.4	247.4	67.1	66.6	67.8	65.8	230.70	30.28	6987.90
2006/11/24	05:16:00	1199.4	904.7	289.9	291.8	251.5	261.2	557.8	354.6	266.3	268.4	226.4	247.4	68.2	68.0	68.0	66.1	230.70	30.28	6987.90
2006/11/24	05:17:00	1199.9	904.4	290.2	291.9	250.7	260.9	557.8	356.8	266.8	268.7	226.2	247.4	66.1	67.3	67.7	67.3	230.70	30.28	6985.60
2006/11/24	05:18:00	1200.4	906.6	290.2	292.2	250.7	260.9	560.4	363.8	267.1	268.4	226.5	247.5	67.1	67.3	66.8	66.6	230.80	30.27	6986.32
2006/11/24	05:19:00	1200.6	902.7	290.4	291.2	250.9	261.6	560.2	356.6	266.8	268.7	226.4	247.4	66.2	67.3	67.3	66.3	230.80	30.28	6988.62
2006/11/24	05:20:00	1199.8	904.0	290.2	292.4	250.4	260.9	561.8	352.0	267.2	268.4	226.4	247							

Heat Rise Run Rerun

Radioactive Material Transport Packaging System Safety Analysis Report
for Model AOS-025, AOS-050, and AOS-100 Transport Packages, Rev. G, July 27, 2012 (Docket No. 71-9316)

Date	Time	TC1	TC2	TC3	TC4	TC5	TC6	TC7	TC8	TC9	TC10	TC11	TC12	TC13	TC14	TC15	TC16	VDC	Amps	Watts
2006/11/24	05:25:00	1200.1	905.5	290.2	291.7	250.2	261.1	560.1	360.6	267.4	268.7	226.2	247.4	67.1	65.7	66.8	65.8	230.70	30.28	6987.90
2006/11/24	05:26:00	1200.1	905.1	290.2	291.4	250.0	260.9	560.4	352.1	267.6	268.7	226.4	247.4	66.8	66.1	67.0	65.9	230.70	30.28	6987.90
2006/11/24	05:27:00	1199.9	904.7	290.2	291.5	249.4	260.7	559.9	357.1	267.4	268.4	226.2	247.5	66.0	67.5	67.0	67.2	230.80	30.28	6988.62
2006/11/24	05:28:00	1199.6	905.6	290.2	291.2	249.7	260.8	559.9	372.1	267.2	268.7	226.5	247.5	66.8	67.9	67.6	67.2	230.70	30.28	6987.90
2006/11/24	05:29:00	1199.2	903.4	289.9	291.9	250.0	260.9	558.6	350.9	266.7	268.6	226.2	247.4	66.6	66.8	67.3	66.8	230.70	30.28	6987.90
2006/11/24	05:30:00	1199.9	903.1	289.9	291.2	250.8	260.8	560.4	370.5	266.7	268.2	226.2	247.4	67.3	65.7	67.3	66.6	230.70	30.28	6987.90
2006/11/24	05:31:00	1200.4	905.8	290.2	290.4	250.4	261.2	560.9	362.4	267.1	268.2	226.2	247.4	66.6	65.9	67.3	67.0	230.70	30.28	6987.90
2006/11/24	05:32:00	1200.2	904.4	290.2	290.7	250.5	261.1	560.3	347.7	266.5	267.9	226.4	247.3	67.1	64.2	67.9	66.6	230.80	30.28	6988.62
2006/11/24	05:33:00	1200.1	905.9	290.2	291.7	250.0	260.9	559.9	347.8	265.9	267.4	226.5	247.3	67.3	64.0	68.0	65.7	230.70	30.28	6987.90
2006/11/24	05:34:00	1198.9	903.1	290.2	291.4	250.5	260.9	560.9	356.2	266.4	267.7	226.4	247.3	66.8	65.4	67.3	66.1	230.70	30.28	6987.90
2006/11/24	05:35:00	1198.1	903.3	290.1	291.4	250.4	261.2	559.0	354.6	266.7	267.9	226.1	247.3	66.8	66.0	67.3	66.8	230.80	30.28	6988.62
2006/11/24	05:36:00	1199.1	906.9	290.1	291.2	250.4	260.9	559.2	365.6	266.8	268.2	226.0	247.3	65.8	65.7	67.9	67.3	230.70	30.28	6987.90
2006/11/24	05:37:00	1199.8	904.6	290.1	291.4	250.7	261.1	559.9	344.3	266.5	268.2	226.2	247.3	65.6	66.0	66.8	67.1	230.80	30.28	6990.93
2006/11/24	05:38:00	1199.6	902.9	290.1	290.6	250.2	260.9	559.9	348.8	266.3	268.2	226.1	247.3	66.8	66.8	66.8	66.3	230.80	30.28	6990.93
2006/11/24	05:39:00	1198.9	903.9	289.6	290.7	250.4	260.9	559.9	350.6	266.5	268.2	226.0	247.2	66.2	67.3	66.8	66.8	230.80	30.28	6990.93
2006/11/24	05:40:00	1200.1	902.1	289.9	290.7	249.7	260.9	560.4	360.8	266.9	268.1	226.1	247.2	65.9	65.6	66.3	66.8	230.80	30.28	6990.93
2006/11/24	05:41:00	1199.4	901.4	289.7	291.7	250.4	260.9	560.6	359.0	266.6	267.9	226.4	247.3	66.8	65.7	66.6	65.7	230.80	30.28	6990.93
2006/11/24	05:42:00	1198.5	903.2	290.2	291.4	250.8	261.1	560.7	345.6	266.9	268.1	226.4	247.4	66.8	66.6	67.1	65.6	230.80	30.28	6988.62
2006/11/24	05:43:00	1198.6	904.6	290.1	292.7	249.4	261.1	560.9	350.9	266.6	268.4	226.4	247.4	65.5	67.0	67.2	65.6	230.80	30.28	6990.93
2006/11/24	05:44:00	1198.5	905.7	290.1	291.7	249.4	260.5	560.7	361.1	267.4	268.2	226.2	247.4	66.6	67.7	66.8	67.3	230.80	30.28	6990.93
2006/11/24	05:45:00	1199.4	903.8	290.1	291.7	250.8	261.2	560.4	347.8	266.9	268.4	226.4	247.4	67.6	66.0	67.2	66.8	230.80	30.28	6990.93
2006/11/24	05:46:00	1198.9	902.5	290.1	292.7	249.9	260.8	559.2	351.0	266.8	268.1	226.4	247.4	66.6	65.7	66.4	65.7	230.80	30.28	6990.93
2006/11/24	05:47:00	1198.9	901.6	289.9	292.0	249.4	260.6	560.4	351.3	266.6	268.4	226.1	247.4	65.1	67.7	66.0	66.2	230.80	30.28	6988.62
2006/11/24	05:48:00	1199.4	900.6	289.8	292.4	249.9	260.6	560.6	346.4	266.8	268.7	226.5	247.4	65.4	67.0	66.8	66.8	230.80	30.28	6988.62
2006/11/24	05:49:00	1199.1	906.3	290.2	292.9	250.9	261.2	561.7	343.7	266.2	268.4	226.7	247.4	67.2	65.9	68.2	65.4	230.80	30.28	6990.93
2006/11/24	05:50:00	1199.8	904.7	290.1	291.4	250.9	261.4	559.6	364.6	267.4	268.2	226.5	247.5	67.6	65.9	68.2	65.7	230.80	30.28	6990.93
2006/11/24	05:51:00	1199.5	904.9	290.4	292.4	251.7	261.2	560.3	347.1	267.7	268.7	226.4	247.5	68.3	66.6	68.0	65.9	230.80	30.28	6990.93
2006/11/24	05:52:00	1200.1	905.9	290.4	292.2	251.9	261.8	561.5	357.8	267.4	268.9	226.7	247.5	67.9	67.7	67.3	66.1	230.80	30.28	6988.62
2006/11/24	05:53:00	1200.1	905.2	290.6	292.6	251.7	261.9	561.2	352.1	267.4	268.9	226.5	247.5	68.3	66.2	67.7	66.8	230.80	30.28	6990.93
2006/11/24	05:54:00	1199.5	905.5	290.4	291.7	251.4	261.9	561.2	367.3	267.6	268.9	226.5	247.5	66.8	66.4	68.6	66.6	230.80	30.26	6986.32
2006/11/24	05:55:00	1199.1	903.3	290.6	291.9	251.6	261.8	561.2	352.7	267.8	269.2	226.5	247.4	67.3	68.0	67.8	67.5	230.80	30.28	6988.62
2006/11/24	05:56:00	1198.9	909.2	290.6	292.5	251.5	262.1	561.2	341.2	267.8	269.2	226.5	247.5	66.8	67.9	68.6	67.3	230.70	30.28	6987.90
2006/11/24	05:57:00	1199.4	905.6	290.6	292.2	250.2	261.4	561.7	348.9	268.2	268.9	226.4	247.6	67.0	67.9	67.1	67.6	230.80	30.28	6988.62
2006/11/24	05:58:00	1199.9	905.4	290.7	291.8	251.3	261.6	562.2	340.0	267.3	268.9	226.7	247.6	68.0	66.1	68.0	66.0	230.80	30.28	6988.62
2006/11/24	05:59:00	1199.1	904.9	290.7	292.4	251.4	261.6	561.4	346.9	266.9	268.7	226.9	247.7	67.3	66.3	67.7	65.6	230.80	30.28	6988.62
2006/11/24	06:00:00	1199.1	906.5	290.7	293.1	251.6	261.9	560.9	342.6	268.1	269.2	226.5	247.7	67.3	67.8	67.8	66.6	230.70	30.28	6987.90
2006/11/24	06:01:00	1199.5	906.3	290.7	292.4	251.4	261.7	562.2	346.9	267.9	269.0	226.5	247.7	67.5	67.2	68.0	67.3	230.70	30.28	6987.90
2006/11/24	06:02:00	1199.7	906.4	290.4	291.9	252.2	261.8	561.4	362.8	267.1	268.9	226.7	247.6	68.2	66.8	68.1	66.4	230.80	30.28	6988.62
2006/11/24	06:03:00	1199.1	907.9	290.6	292.4	251.0	261.9	561.4	358.5	267.1	268.9	226.9	247.6	67.6	66.8	68.6	66.2	230.70	30.28	6987.90
2006/11/24	06:04:00	1199.6	905.6	290.6	292.3	250.2	261.7	561.7	357.8	267.4	269.2	226.5	247.6	67.5	68.6	68.6	67.0	230.70	30.28	6985.60
2006/11/24	06:05:00	1200.1	905.7	290.6	291.8	251.2	261.9	561.4	355.1	267.4	269.2	226.5	247.6	67.9	67.9	68.6	67.9	230.80	30.28	6988.62
2006/11/24	06:06:00	1199.6	903.7	290.4	291.8	251.0	261.6	561.5	346.9	266.9	268.7	226.7	247.5	67.9	67.3	68.6	67.2	230.80	30.28	6988.62
2006/11/24	06:07:00	1199.4	903.9	290.4	292.2	249.7	261.1	559.9	365.8	267.4	268.7	226.5	247.5	66.8	67.7	68.1	67.1	230.70	30.27	6986.32
2006/11/24	06:08:00	1199.7	903.7	289.4	290.9	249.7	260.3	559.2	350.1	266.7	268.4	226.4	247.4	64.6	67.2	66.1	66.8	230.80	30.28	6988.62
2006/11/24	06:09:00	1199.6	902.2	289.7	291.4	248.4	259.5	560.3	357.9	266.1	267.8	226.2	247.2	62.4	65.6	65.0	65.5	230.80	30.28	6988.62
2006/11/24	06:10:00	1199.9	903.0	289.6	290.6	248.9	260.0	559.8	361.7	265.3	267.0	226.1	247.0	62.2	62.4	64.4	63.9	230.70	30.27	6986.32
2006/11/24	06:11:00	1199.8	904.7	289.3	289.9	248.1	258.6	560.6	355.1	265.7	266.8	226.0	246.6	62.2	63.2	63.4	64.2	230.80	30.27	6988.62
2006/11/24	06:12:00	1199.0	903.0	289.1	289.7	248.9	259.3	560.6	340.7	265.1	266.5	225.9	246.5	62.0	62.8	63.6	62.2	230.80	30.28	6988.62
2006/11/24	06:13:00	1198.9	906.7	289.1	290.4	249.9	259.6	559.2	347.4	265.2	266.4	225.9	246.4	64.2	63.1	64.1	62.8	230.80	30.28	6988.62
2006/11/24	06:14:00	1200.1	904.9	289.3	290.7	249.7	260.1	559.9	347.1	265.8	266.6	226.1	246.5	64.6	63.5	65.4	63.4	230.70	30.27	6986.32
2006/11/24	06:15:00	1199.5	903.7	289.6	290.9	249.1	260.1	559.4	659.5	265.3	267.2	226.2	246.7	65.4	65.0	66.6	64.3	230.80	30.28	6988.62
2006/11/24	06:16:00	1199.1	904.4	289.6	290.7	247.9	260.0	559.9	346.4	265.1	266.7	226.0	246.8	64.0	64.4	65.2	63.1	230.70	30.28	6987.90
2006/11/24	06:17:00	1199.7	902.9	289.6	290.2	247.9	259.5	559.3	358.6	265.0	266.4	226.2	246.9	63.4	62.8	64.8	61.4	230.70	30.28	6987.90
2006/11/24	06:18:00	1199.4	903.8	289.4	290.4	249.2	259.4	559.3	344.1	264.8	266.3	226.2	246.7	62.6	62.2	64.3	62.8	230.70	30.28	6985.60
2006/11																				

Heat Rise Run

Rerun

Date	Time	TC1	TC2	TC3	TC4	TC5	TC6	TC7	TC8	TC9	TC10	TC11	TC12	TC13	TC14	TC15	TC16	VDC	Amps	Watts
2006/11/24	06:23:00	1199.6	905.2	289.8	290.7	250.4	260.4	559.9	362.2	266.1	267.4	226.1	246.9	65.5	64.3	65.2	65.1	230.80	30.28	6988.62
2006/11/24	06:24:00	1199.2	904.9	289.9	291.9	250.4	260.9	561.2	350.6	265.5	267.4	226.2	247.1	65.8	65.4	66.6	65.0	230.80	30.27	6986.32
2006/11/24	06:25:00	1199.0	904.7	290.2	291.5	250.7	260.9	560.3	343.4	266.8	267.9	226.2	247.2	65.4	65.2	66.8	65.8	230.70	30.28	6987.90
2006/11/24	06:26:00	1199.4	903.8	290.2	290.9	250.9	261.1	559.1	352.7	266.4	267.6	226.7	247.3	66.2	64.8	67.3	65.3	230.70	30.27	6986.32
2006/11/24	06:27:00	1200.4	904.3	290.1	291.9	250.4	261.2	560.7	346.7	266.7	268.1	226.5	247.4	66.8	65.4	67.8	65.6	230.80	30.27	6988.62
2006/11/24	06:28:00	1199.9	902.2	290.2	291.5	250.8	261.3	559.8	344.7	266.6	268.4	226.2	247.5	66.4	67.2	67.3	65.9	230.80	30.28	6988.62
2006/11/24	06:29:00	1200.1	906.5	290.4	291.4	250.4	260.9	559.5	346.7	265.9	268.4	226.4	247.5	66.6	65.5	67.2	65.9	230.70	30.27	6986.32
2006/11/24	06:30:00	1199.2	904.6	290.4	291.9	250.7	261.2	561.4	339.7	265.9	268.2	226.5	247.5	67.6	64.2	67.1	65.3	230.70	30.28	6985.60
2006/11/24	06:31:00	1198.4	904.6	290.2	292.2	250.7	261.3	561.2	345.2	265.9	267.8	226.2	247.4	67.2	64.8	67.7	65.1	230.80	30.28	6988.62
2006/11/24	06:32:00	1198.1	902.9	290.4	291.7	250.4	261.3	560.7	354.1	266.9	267.9	225.6	247.5	66.4	65.5	67.6	65.8	230.80	30.28	6988.62
2006/11/24	06:33:00	1199.4	902.1	290.4	291.8	251.2	261.1	559.9	350.6	266.6	267.8	225.7	247.5	66.8	64.6	67.8	65.7	230.80	30.28	6988.62
2006/11/24	06:34:00	1198.6	905.1	290.4	291.4	251.2	261.2	560.7	349.3	266.7	267.8	225.7	247.5	66.6	64.8	67.3	65.7	230.70	30.27	6987.90
2006/11/24	06:35:00	1198.7	903.9	290.4	291.2	251.2	261.7	560.4	351.9	266.7	267.6	225.5	247.4	66.0	66.2	67.5	65.6	230.70	30.27	6986.32
2006/11/24	06:36:00	1199.1	907.0	290.2	291.8	250.8	261.6	561.2	346.6	266.6	267.9	225.4	247.4	66.4	66.3	67.3	66.2	230.80	30.28	6988.62
2006/11/24	06:37:00	1199.1	906.2	290.2	292.4	250.4	261.3	560.7	345.4	266.8	268.1	225.2	247.4	66.4	66.8	66.8	67.3	230.80	30.28	6988.62
2006/11/24	06:38:00	1198.4	906.8	290.2	292.2	250.9	261.4	560.3	341.5	266.5	268.4	225.2	247.4	66.1	66.0	67.3	66.6	230.80	30.28	6988.62
2006/11/24	06:39:00	1198.1	905.1	290.2	292.4	250.0	261.1	561.2	354.4	267.2	268.4	225.1	247.4	66.0	66.6	67.5	67.2	230.70	30.28	6987.90
2006/11/24	06:40:00	1199.1	906.1	290.2	291.7	249.9	260.5	560.2	712.3	267.2	268.4	225.2	247.4	65.5	66.2	66.6	66.3	230.70	30.27	6986.32
2006/11/24	06:41:00	1199.1	907.1	290.4	292.2	249.9	261.2	560.4	349.9	267.3	268.6	225.4	247.5	65.7	66.6	66.1	66.1	230.80	30.27	6986.32
2006/11/24	06:42:00	1199.4	905.2	290.4	291.7	249.6	261.3	560.9	350.4	266.9	268.4	225.4	247.4	68.3	65.1	65.0	65.6	230.70	30.28	6987.90
2006/11/24	06:43:00	1198.9	903.2	290.4	291.0	250.8	261.4	561.4	353.1	266.5	268.2	225.5	247.5	66.8	65.1	65.7	65.4	230.80	30.28	6988.62
2006/11/24	06:44:00	1199.6	905.8	290.4	291.2	250.8	261.7	561.2	353.6	267.0	268.4	225.5	247.6	65.8	65.3	67.2	66.4	230.70	30.28	6987.90
2006/11/24	06:45:00	1198.6	906.2	290.4	290.7	249.9	261.7	561.4	342.1	266.9	268.4	225.6	247.5	67.3	65.9	67.6	65.5	230.80	30.28	6988.62
2006/11/24	06:46:00	1198.4	906.2	290.4	291.2	250.7	261.7	560.4	352.5	267.2	268.6	225.2	247.5	66.6	67.2	67.3	67.3	230.80	30.28	6988.62
2006/11/24	06:47:00	1198.6	906.2	290.4	291.4	249.7	261.6	561.5	355.1	267.7	268.9	225.2	247.5	67.3	65.9	68.1	66.0	230.80	30.28	6988.62
2006/11/24	06:48:00	1200.6	904.1	290.4	291.7	250.9	261.7	560.9	364.1	267.0	268.7	225.0	247.5	66.6	65.6	67.6	65.8	230.80	30.28	6988.62
2006/11/24	06:49:00	1198.9	904.4	290.4	291.8	250.4	261.9	561.7	347.4	267.6	268.9	225.2	247.6	66.6	66.8	66.3	67.1	230.80	30.27	6986.32
2006/11/24	06:50:00	1199.5	902.1	290.6	292.3	251.3	261.8	561.2	345.6	267.3	268.7	225.4	247.7	68.6	67.2	67.3	66.6	230.60	30.28	6982.57
2006/11/24	06:51:00	1200.2	903.2	290.7	291.5	251.4	262.2	560.6	361.3	267.4	269.0	225.5	247.8	66.4	66.8	67.5	66.2	230.80	30.27	6988.62
2006/11/24	06:52:00	1199.7	903.6	290.9	291.2	250.9	262.1	560.7	345.5	267.3	269.0	225.2	247.8	67.1	67.2	67.3	66.6	230.80	30.28	6988.62
2006/11/24	06:53:00	1199.2	905.7	290.7	292.2	250.4	261.9	561.4	353.4	267.8	269.2	225.5	247.7	67.0	66.3	65.7	66.8	230.70	30.28	6985.60
2006/11/24	06:54:00	1199.4	906.5	290.7	290.9	251.5	261.9	562.2	352.0	267.6	269.2	225.2	247.8	67.5	67.5	66.3	67.0	230.80	30.27	6986.32
2006/11/24	06:55:00	1199.8	905.7	290.9	291.7	251.5	262.1	561.4	365.1	267.4	269.4	225.5	247.8	66.2	67.0	67.7	66.6	230.70	30.28	6987.90
2006/11/24	06:56:00	1200.1	902.7	290.9	292.2	250.4	261.9	560.2	349.6	267.8	269.4	225.4	247.8	66.6	67.7	67.9	66.8	230.80	30.28	6988.62
2006/11/24	06:57:00	1199.9	904.4	290.9	292.6	251.2	261.9	561.4	343.4	267.6	269.0	225.6	247.9	65.6	67.5	67.0	67.3	230.70	30.28	6987.90
2006/11/24	06:58:00	1200.1	903.4	291.0	292.2	250.8	261.7	562.2	360.2	268.2	269.2	225.6	247.8	66.2	67.3	66.4	67.1	230.80	30.27	6986.32
2006/11/24	06:59:00	1199.6	902.7	290.9	291.7	251.2	262.1	560.9	352.6	267.4	268.7	225.4	247.8	68.0	67.5	68.0	66.6	230.80	30.25	6981.70
2006/11/24	07:00:00	1199.4	906.0	290.9	292.0	251.2	262.2	561.8	345.9	268.2	269.5	225.2	247.8	66.2	68.3	68.0	67.9	230.80	30.28	6988.62
2006/11/24	07:01:00	1198.7	903.7	290.7	292.5	251.2	262.2	561.2	343.4	267.8	268.9	225.2	247.8	66.2	67.3	67.1	67.0	230.70	30.28	6987.90
2006/11/24	07:02:00	1199.1	904.1	291.0	292.5	250.4	261.4	561.2	357.0	267.8	269.4	225.2	247.8	67.5	68.6	67.1	66.2	230.80	30.28	6988.62
2006/11/24	07:03:00	1198.9	906.5	291.2	292.6	251.3	261.9	561.8	348.1	267.9	269.4	225.4	247.8	67.1	66.4	67.3	67.0	230.80	30.28	6988.62
2006/11/24	07:04:00	1199.7	902.5	290.7	292.7	251.5	262.2	561.2	356.8	267.9	269.2	225.0	247.8	66.4	66.4	68.0	66.8	230.40	30.28	6976.51
2006/11/24	07:05:00	1199.9	903.5	290.9	291.7	252.2	261.9	561.7	358.2	267.9	269.4	225.4	247.9	67.1	67.0	67.8	66.4	230.70	30.27	6986.32
2006/11/24	07:06:00	1200.1	906.8	290.9	292.6	251.6	262.2	560.4	369.1	268.1	269.4	225.4	247.8	66.3	67.9	67.3	66.6	230.80	30.28	6990.93
2006/11/24	07:07:00	1199.8	905.6	290.9	291.9	252.0	261.9	561.7	352.6	268.2	269.7	225.2	247.7	66.2	67.5	67.8	67.7	230.70	30.28	6987.90
2006/11/24	07:08:00	1199.4	904.1	290.9	292.2	251.2	261.8	561.7	357.8	268.6	269.7	225.4	247.7	66.8	65.9	66.8	67.2	230.70	30.28	6987.90
2006/11/24	07:09:00	1199.7	904.9	290.7	292.0	250.7	261.2	560.6	362.2	267.9	269.2	225.4	247.7	66.2	65.3	66.8	65.8	230.70	30.25	6978.68
2006/11/24	07:10:00	1199.4	905.4	290.7	292.0	250.4	261.4	561.5	352.7	267.9	269.5	225.2	247.7	65.3	66.3	66.3	67.3	230.80	30.28	6988.62
2006/11/24	07:11:00	1199.4	902.2	290.6	290.9	250.9	261.7	561.9	347.6	267.6	269.2	225.2	247.6	67.2	65.7	66.8	66.1	230.80	30.28	6988.62
2006/11/24	07:12:00	1198.8	903.4	290.4	291.4	251.6	261.7	560.7	356.1	267.6	269.4	225.2	247.7	66.6	66.4	67.3	66.6	230.70	30.28	6987.90
2006/11/24	07:13:00	1199.8	903.9	290.4	291.7	250.7	261.3	560.4	347.2	266.4	268.9	225.2	247.6	67.1	65.5	67.1	65.3	230.70	30.28	6987.90
2006/11/24	07:14:00	1200.1	902.6	290.2	291.2	250.8	261.6	559.6	345.6	267.2	268.9	225.4	247.6	66.2	65.9	67.9	65.4	230.70	30.28	6987.90
2006/11/24	07:15:00	1199.9	906.8	290.6	292.3	251.0	261.4	561.2	357.0	267.7	268.9	225.4	247.6	66.1	67.1	67.7	66.6	230.80	30.28	6988.62
2006/11/24	07:16:00	1199.9	905.2	290.4	290.4	250.7	261.4	560.2	384.7	267.6	269.2	225.4	247.7	66.6	65.3	67.3	67.3	230.70	30.28	6987.90
2006/11/24	07:17:00	1199.5	903.8	290.4	291.7															

Heat Rise Run

Rerun

Date	Time	TC1	TC2	TC3	TC4	TC5	TC6	TC7	TC8	TC9	TC10	TC11	TC12	TC13	TC14	TC15	TC16	VDC	Amps	Watts
2006/11/24	07:21:00	1199.7	901.9	290.4	291.7	250.9	261.4	559.6	363.4	267.8	268.9	225.2	247.5	66.6	66.4	67.5	67.1	230.70	30.28	6987.90
2006/11/24	07:22:00	1199.7	904.1	290.2	290.7	250.2	261.8	559.7	350.9	266.9	268.7	225.5	247.6	67.3	65.4	67.2	66.1	230.70	30.28	6987.90
2006/11/24	07:23:00	1199.9	905.0	290.2	291.7	250.2	261.4	560.9	342.9	267.4	268.9	225.2	247.6	67.1	66.8	67.5	66.0	230.70	30.28	6987.90
2006/11/24	07:24:00	1199.9	905.6	290.2	291.2	250.7	261.6	560.9	346.6	267.4	269.0	225.2	247.5	66.8	65.7	67.7	65.8	230.70	30.28	6987.90
2006/11/24	07:25:00	1198.9	905.8	290.4	292.4	249.9	261.4	561.8	341.0	266.9	268.6	225.5	247.5	66.6	66.0	67.6	65.2	230.70	30.27	6987.90
2006/11/24	07:26:00	1199.4	905.4	290.6	292.2	250.2	260.9	560.9	353.3	267.6	268.7	225.5	247.5	66.4	65.3	66.1	66.0	230.70	30.27	6985.60
2006/11/24	07:27:00	1199.1	906.3	290.6	291.9	251.3	261.4	561.0	355.3	267.4	268.7	225.5	247.5	66.3	66.0	66.8	66.4	230.70	30.27	6985.60
2006/11/24	07:28:00	1199.4	904.4	290.2	291.0	250.4	261.1	560.4	351.0	267.6	268.7	225.5	247.5	66.2	65.3	66.8	66.6	230.80	30.28	6988.62
2006/11/24	07:29:00	1199.0	904.9	290.2	291.7	249.9	261.1	560.6	346.9	266.6	268.4	225.6	247.5	66.8	64.1	67.2	65.3	230.70	30.28	6985.60
2006/11/24	07:30:00	1199.0	905.2	290.4	291.7	249.7	261.2	561.7	352.2	267.0	268.2	225.5	247.4	66.8	65.4	66.6	65.2	230.80	30.26	6984.01
2006/11/24	07:31:00	1198.7	907.1	290.1	291.7	251.2	260.9	560.9	341.6	266.5	268.4	225.2	247.4	67.3	67.1	66.8	66.4	230.70	30.26	6980.98
2006/11/24	07:32:00	1198.1	906.1	290.2	291.0	249.2	260.9	561.0	348.7	267.0	268.2	225.2	247.4	67.2	66.6	67.5	66.6	230.70	30.26	6980.98
2006/11/24	07:33:00	1197.6	906.6	290.4	290.9	250.7	261.2	561.7	339.9	266.7	268.2	225.2	247.4	67.6	64.8	67.8	65.5	230.70	30.26	6980.98
2006/11/24	07:34:00	1198.0	905.9	289.8	291.7	250.4	261.2	559.5	349.0	266.0	267.7	225.6	247.4	65.3	65.0	67.2	63.3	230.70	30.27	6985.60
2006/11/24	07:35:00	1198.5	904.7	290.4	292.2	248.9	261.3	560.2	342.4	266.6	268.4	225.2	247.4	65.0	66.4	66.8	64.1	230.70	30.27	6985.60
2006/11/24	07:36:00	1199.4	904.9	290.2	292.0	249.9	261.4	560.4	348.6	267.1	268.6	225.4	247.4	65.7	65.5	67.3	64.8	230.70	30.28	6987.90
2006/11/24	07:37:00	1198.6	907.9	290.2	291.4	250.8	261.7	559.6	345.6	267.0	268.7	225.6	247.5	65.8	65.6	67.3	64.6	230.70	30.27	6983.29
2006/11/24	07:38:00	1199.0	906.6	290.4	292.2	250.4	261.4	561.5	345.6	267.4	268.7	225.4	247.5	66.8	67.5	66.8	66.0	230.70	30.28	6987.90
2006/11/24	07:39:00	1199.1	904.1	290.4	291.2	250.5	261.3	561.9	362.2	267.4	268.9	225.1	247.4	66.8	65.7	67.2	67.2	230.70	30.27	6986.32
2006/11/24	07:40:00	1200.1	903.8	290.4	290.4	250.7	261.7	561.2	372.4	267.2	268.4	225.2	247.4	66.6	65.0	67.7	65.8	230.80	30.27	6986.32
2006/11/24	07:41:00	1198.7	905.4	290.4	291.4	249.9	261.2	559.3	360.8	267.0	268.4	225.2	247.4	66.6	66.8	67.5	65.9	230.60	30.27	6980.26
2006/11/24	07:42:00	1200.5	902.0	290.4	291.7	249.9	261.4	560.3	347.8	266.5	268.2	225.4	247.4	66.8	66.1	67.5	66.6	230.70	30.27	6985.60
2006/11/24	07:43:00	1198.9	904.1	290.4	291.0	249.6	260.9	560.4	347.8	267.1	268.2	225.1	247.3	66.3	66.2	67.0	66.6	230.70	30.27	6983.29
2006/11/24	07:44:00	1199.1	903.1	290.6	292.2	250.0	261.4	560.1	360.3	267.2	268.2	225.1	247.3	66.2	67.2	67.3	66.8	230.70	30.27	6986.32
2006/11/24	07:45:00	1198.1	906.6	290.4	290.7	250.4	261.3	560.9	347.4	266.7	268.6	225.2	247.3	64.8	67.6	66.6	66.6	229.60	30.15	6922.44
2006/11/24	07:46:00	1198.1	903.6	290.4	291.5	250.7	261.2	560.9	360.3	267.0	268.6	225.1	247.3	65.0	66.8	66.6	66.6	230.40	30.24	6967.30
2006/11/24	07:47:00	1199.7	903.6	290.4	291.2	250.5	260.9	559.9	357.3	266.9	268.6	225.2	247.3	66.1	66.6	67.7	66.3	230.50	30.19	6970.87
2006/11/24	07:48:00	1199.4	904.0	290.2	291.4	251.2	261.1	560.1	357.3	266.9	268.1	225.2	247.3	67.1	66.1	66.4	66.6	230.50	30.26	6974.93
2006/11/24	07:49:00	1199.0	908.4	290.4	291.5	250.4	261.3	560.9	342.7	267.1	268.7	225.2	247.3	66.1	67.2	66.3	66.6	230.70	30.28	6987.90
2006/11/24	07:50:00	1199.0	902.8	290.4	291.4	250.4	261.3	561.2	352.0	266.9	268.6	225.2	247.3	66.1	67.0	66.8	65.6	230.00	30.23	6952.90
2006/11/24	07:51:00	1199.0	904.6	290.4	292.3	250.2	261.3	559.4	349.9	266.3	268.4	225.4	247.3	65.6	67.0	66.2	65.6	230.70	30.26	6985.60
2006/11/24	07:52:00	1198.9	905.0	290.4	290.6	249.4	260.8	559.8	357.3	266.8	268.4	225.2	247.3	66.0	67.3	66.6	66.2	230.70	30.27	6985.60
2006/11/24	07:53:00	1198.9	903.9	290.4	291.2	250.4	261.3	559.6	357.3	267.0	268.4	225.0	247.3	65.9	66.6	66.6	66.8	230.60	30.20	6970.16
2006/11/24	07:54:00	1199.1	903.9	290.4	291.8	250.5	261.7	561.0	397.1	267.1	268.4	225.2	247.3	66.4	65.9	68.0	65.7	230.30	30.25	6966.58
2006/11/24	07:55:00	1198.7	906.3	290.4	291.7	249.7	261.6	560.9	352.5	266.0	268.6	225.5	247.4	66.4	65.8	66.6	65.9	230.40	30.26	6974.21
2006/11/24	07:56:00	1198.8	904.3	290.4	291.2	250.4	261.3	560.4	351.8	266.9	268.4	225.2	247.4	66.2	66.0	67.2	66.2	230.60	30.28	6984.87
2006/11/24	07:57:00	1198.8	903.4	290.4	291.7	250.4	260.9	561.4	356.1	267.2	268.6	225.2	247.5	65.4	66.1	66.8	65.6	230.80	30.27	6986.32
2006/11/24	07:58:00	1198.8	904.7	290.4	291.0	250.7	261.1	561.2	350.4	266.5	268.6	225.4	247.4	66.3	66.6	67.0	66.1	230.10	30.19	6946.72
2006/11/24	07:59:00	1199.1	905.5	290.4	291.4	250.5	261.1	558.5	224.8	267.2	268.4	225.4	247.5	66.2	66.4	67.6	66.8	230.60	30.22	6974.78
2006/11/24	08:00:00	1199.0	906.8	290.4	291.5	250.5	261.1	560.9	345.4	266.5	268.7	225.5	247.4	66.0	65.9	66.0	65.6	230.60	30.23	6977.08
2006/11/24	08:01:00	1199.0	906.8	290.4	291.5	250.2	261.2	559.4	89.2	267.0	268.7	225.5	247.5	67.2	67.3	66.2	65.9	230.20	30.21	6954.34
2006/11/24	08:02:00	1198.5	906.9	290.4	291.7	249.9	261.3	560.4	343.2	267.0	268.6	225.6	247.5	65.5	67.3	66.8	65.7	230.20	30.21	6954.34
2006/11/24	08:03:00	1199.1	902.6	290.4	290.7	249.7	260.9	560.6	349.1	267.0	268.4	225.2	247.5	66.8	67.2	67.2	66.1	230.70	30.27	6985.60
2006/11/24	08:04:00	1198.5	903.6	290.6	291.2	250.8	261.2	561.0	357.3	266.5	268.4	225.4	247.4	66.6	66.3	67.3	66.6	230.30	30.23	6961.97
2006/11/24	08:05:00	1198.6	902.6	290.7	291.7	250.9	261.3	560.4	609.9	266.7	268.2	225.4	247.5	66.6	65.4	67.6	65.3	230.20	30.20	6952.04
2006/11/24	08:06:00	1198.7	906.8	290.4	291.8	250.4	261.2	562.3	347.7	266.5	268.2	225.6	247.4	66.6	66.0	67.6	65.0	230.70	30.27	6986.32
2006/11/24	08:07:00	1198.3	907.6	290.4	290.7	251.2	261.2	561.2	343.9	266.4	268.7	225.6	247.5	66.6	66.4	67.7	66.6	230.10	30.19	6946.72
2006/11/24	08:08:00	1198.4	904.1	290.4	291.7	250.2	261.4	560.9	349.8	267.4	268.2	225.1	247.5	66.2	67.1	67.2	67.2	230.30	30.24	6964.27
2006/11/24	08:09:00	1198.8	905.1	290.4	292.0	249.4	261.4	560.4	349.6	266.3	268.7	225.4	247.5	65.6	66.6	67.1	66.1	230.70	30.26	6980.98
2006/11/24	08:10:00	1198.5	904.4	290.7	291.9	249.9	261.2	559.8	554.6	265.4	268.7	225.4	247.5	66.8	67.1	67.0	65.6	230.70	30.27	6985.60
2006/11/24	08:11:00	1198.5	906.5	290.4	290.6	249.4	260.7	560.3	350.1	267.0	268.6	225.2	247.5	67.3	66.8	66.8	67.2	230.40	30.25	6969.60
2006/11/24	08:12:00	1199.1	904.6	290.4	291.5	250.7	261.1	560.6	343.1	266.4	268.4	225.5	247.5	67.5	65.0	67.8	66.6	230.60	30.26	6982.57
2006/11/24	08:13:00	1198.4	903.4	290.6	291.4	249.9	261.2	561.4	361.8	265.6	268.1	225.6	247.5	66.6	64.6	67.1	64.2	230.70	30.28	6987.90
2006/11/24	08:14:00	1198.6	906.1	290.2	292.2	250.2	261.2	560.9	352.7	266.4	268.2	225.7	247.5	66.0	66.8	66.8	64.4	230.30	30.20	6961.97
2006/11/24	08:15:00	1199.2	902.9	290.6	291.7	24														

Heat Rise Run Rerun

3-674
for Model AOS-025, AOS-050, and AOS-100 Transport Packages, Rev. G, July 27, 2012 (Docket No. 71-9316)

Date	Time	TC1	TC2	TC3	TC4	TC5	TC6	TC7	TC8	TC9	TC10	TC11	TC12	TC13	TC14	TC15	TC16	VDC	Amps	Watts
2006/11/24	08:19:00	1200.1	903.9	290.7	290.7	250.2	261.1	561.2	476.3	266.5	268.7	225.4	247.5	66.4	65.9	67.1	65.8	230.70	30.27	6985.60
2006/11/24	08:20:00	1199.5	903.2	290.4	291.4	250.2	260.7	559.9	358.9	267.1	268.7	225.4	247.5	66.4	67.0	66.0	66.0	230.80	30.28	6988.62
2006/11/24	08:21:00	1199.9	904.9	290.4	291.2	250.0	260.9	561.5	366.2	266.9	269.0	225.4	247.5	65.7	67.3	66.6	66.8	230.80	30.28	6988.62
2006/11/24	08:22:00	1199.6	904.9	290.6	292.0	249.6	261.2	561.4	595.6	267.4	268.7	225.6	247.5	66.8	67.5	66.6	66.6	230.30	30.24	6964.27
2006/11/24	08:23:00	1199.2	903.6	290.6	291.2	250.4	261.2	559.5	358.7	267.4	268.9	225.6	247.6	66.2	67.2	67.2	66.6	230.00	30.21	6948.30
2006/11/24	08:24:00	1199.4	905.0	290.6	291.7	250.5	261.1	561.2	354.6	266.3	268.7	225.6	247.6	67.3	66.2	67.6	66.2	230.10	30.20	6949.02
2006/11/24	08:25:00	1199.1	903.2	290.4	290.9	249.9	260.7	559.0	82.3	266.1	268.2	225.7	247.6	66.8	65.4	67.1	64.8	230.70	30.19	6967.85
2006/11/24	08:26:00	1199.5	903.4	290.6	291.7	250.2	260.5	560.2	353.0	266.5	268.7	225.5	247.6	65.1	67.1	67.0	65.4	230.60	30.27	6980.26
2006/11/24	08:27:00	1198.1	906.3	290.7	292.0	250.2	261.3	559.5	344.7	266.9	268.9	225.4	247.6	65.5	66.6	66.4	66.6	230.70	30.27	6985.60
2006/11/24	08:28:00	1198.1	904.4	290.7	291.4	251.0	261.3	559.4	619.1	267.4	268.6	225.2	247.6	66.6	66.6	67.2	67.1	230.70	30.27	6985.60
2006/11/24	08:29:00	1198.6	906.5	290.6	291.7	250.9	261.1	561.5	347.5	267.0	268.7	225.2	247.5	66.6	66.0	67.0	66.6	230.50	30.23	6974.93
2006/11/24	08:30:00	1199.1	905.4	290.7	291.2	250.5	261.2	561.5	347.4	267.0	268.4	225.5	247.5	65.0	65.1	66.4	65.1	230.70	30.26	6980.98
2006/11/24	08:31:00	1199.4	901.9	290.6	291.4	250.4	261.2	560.4	361.3	266.5	268.9	225.5	247.5	65.0	65.3	66.3	65.8	229.80	30.07	6910.09
2006/11/24	08:32:00	1199.1	902.1	290.6	291.7	250.7	260.9	559.7	362.8	267.2	268.6	225.5	247.5	65.4	65.7	67.3	65.7	230.20	30.23	6961.97

Test Report TR63001-07N

Appendix B

Page 99 of 99



APPENDIX C

Heat Decay Run Tabulated Data

Test Report No. TR63001-07N

Revision 0

Appendix C

Heat Decay Run

Date	Time	TC1	TC2	TC3	TC4	TC5	TC6	TC7	TC8	TC9	TC10	TC11	TC12	TC13	TC14	TC15	TC16	VDC	Amps	Watts
2006/11/24	06:00:00	1199.1	906.5	290.7	293.1	251.6	261.9	560.9	342.6	268.1	269.2	226.5	247.7	67.3	67.8	67.8	66.6	230.70	30.28	6987.90
2006/11/24	06:01:00	1199.5	906.3	290.7	292.4	251.4	261.7	562.2	346.9	267.9	269.0	226.5	247.7	67.5	67.2	68.0	67.3	230.70	30.28	6987.90
2006/11/24	06:02:00	1199.7	906.4	290.4	291.9	252.2	261.8	561.4	362.8	267.1	268.9	226.7	247.6	68.2	66.8	68.1	66.4	230.80	30.28	6988.62
2006/11/24	06:03:00	1199.1	907.9	290.6	292.4	251.0	261.9	561.4	358.5	267.1	268.9	226.9	247.6	67.6	66.3	68.6	66.2	230.70	30.28	6987.90
2006/11/24	06:04:00	1199.6	905.6	290.6	292.3	250.2	261.7	561.7	357.8	267.4	269.2	226.5	247.6	67.5	68.6	68.6	67.0	230.70	30.28	6985.60
2006/11/24	06:05:00	1200.1	905.7	290.6	291.8	251.2	261.9	561.4	355.1	267.4	269.2	226.5	247.6	67.9	67.9	68.6	67.9	230.80	30.28	6988.62
2006/11/24	06:06:00	1199.6	903.7	290.4	291.8	251.0	261.6	561.5	346.9	266.9	268.7	226.7	247.5	67.9	67.3	68.6	67.2	230.80	30.28	6988.62
2006/11/24	06:07:00	1199.4	903.9	290.4	292.2	249.7	261.1	559.9	365.8	267.4	268.7	226.5	247.5	66.8	67.7	68.1	67.1	230.70	30.27	6986.32
2006/11/24	06:08:00	1199.7	903.7	289.4	290.9	249.7	260.3	559.2	350.1	266.7	268.4	226.4	247.4	64.6	67.2	66.1	66.8	230.80	30.28	6988.62
2006/11/24	06:09:00	1199.6	902.2	289.7	291.4	248.4	259.5	560.3	357.9	266.1	267.8	226.2	247.2	62.4	65.6	65.0	65.5	230.80	30.28	6988.62
2006/11/24	06:10:00	1199.9	903.0	289.6	290.6	248.9	260.0	559.8	361.7	265.3	267.0	226.1	247.0	62.4	64.4	64.4	63.9	230.70	30.27	6986.32
2006/11/24	06:11:00	1199.8	904.7	289.3	289.9	248.1	258.6	560.6	355.1	265.7	266.8	226.0	246.6	62.2	63.2	63.4	64.2	230.80	30.27	6988.62
2006/11/24	06:12:00	1199.0	903.0	289.1	289.7	248.9	259.3	559.6	340.7	265.1	266.5	225.9	246.5	62.0	62.8	63.6	62.2	230.80	30.28	6988.62
2006/11/24	06:13:00	1198.9	906.7	289.1	290.4	249.9	259.6	559.2	347.4	265.2	266.4	225.9	246.4	64.2	63.1	64.1	62.8	230.80	30.28	6988.62
2006/11/24	06:14:00	1200.1	904.9	289.3	290.7	249.7	260.1	559.9	347.1	265.8	266.6	226.1	246.5	64.6	63.5	65.4	63.4	230.70	30.27	6986.32
2006/11/24	06:15:00	1199.5	903.7	289.6	290.9	249.1	260.1	559.4	659.5	265.3	267.2	226.2	246.7	65.4	65.0	66.6	64.3	230.80	30.28	6988.62
2006/11/24	06:16:00	1199.1	904.4	289.6	290.7	247.9	260.0	559.9	346.4	265.1	266.7	226.0	246.8	64.0	64.4	65.2	63.1	230.70	30.28	6987.90
2006/11/24	06:17:00	1199.7	902.9	289.6	290.2	247.9	259.5	559.3	358.6	265.0	266.4	226.2	246.9	63.4	62.8	64.8	61.4	230.70	30.28	6987.90
2006/11/24	06:18:00	1199.4	903.8	289.4	290.4	249.2	259.4	559.3	344.1	264.8	266.3	226.2	246.7	62.6	62.2	64.3	62.8	230.70	30.28	6985.60
2006/11/24	06:19:00	1198.8	903.2	289.3	290.7	247.9	259.4	558.5	352.6	265.3	266.5	226.1	246.6	60.4	61.9	63.0	63.7	230.70	30.27	6987.90
2006/11/24	06:20:00	1199.1	904.9	289.4	290.4	249.6	259.6	559.2	351.7	264.6	266.2	226.2	246.6	60.9	61.8	63.6	62.2	230.80	30.28	6988.62
2006/11/24	06:21:00	1199.4	903.7	289.4	290.1	249.4	259.5	559.0	350.3	265.4	266.4	226.2	246.7	64.2	62.4	63.6	62.4	230.70	30.27	6985.60
2006/11/24	06:22:00	1198.7	904.3	289.4	290.4	249.2	260.5	558.5	351.4	265.9	267.0	226.1	246.8	64.8	65.8	65.7	64.2	230.80	30.27	6986.32
2006/11/24	06:23:00	1199.6	905.2	289.8	290.7	250.4	260.4	559.9	362.2	266.1	267.4	226.1	246.9	65.5	64.3	65.2	65.1	230.80	30.28	6988.62
2006/11/24	06:24:00	1199.2	904.9	289.9	291.9	250.4	260.9	561.2	350.6	265.5	267.4	226.2	247.1	65.8	65.4	66.6	65.0	230.80	30.27	6986.32
2006/11/24	06:25:00	1199.0	904.7	290.2	291.5	250.7	260.9	560.3	343.4	266.8	267.9	226.2	247.2	65.4	65.2	66.8	65.8	230.70	30.28	6987.90
2006/11/24	06:26:00	1199.4	903.8	290.2	290.9	250.9	261.1	559.1	352.7	266.4	267.6	226.7	247.3	66.2	64.8	67.3	65.3	230.70	30.27	6986.32
2006/11/24	06:27:00	1200.4	904.3	290.1	291.9	250.4	261.2	560.7	346.7	266.7	268.1	226.5	247.4	66.8	65.4	67.8	65.6	230.80	30.27	6988.62
2006/11/24	06:28:00	1199.9	902.2	290.2	291.5	250.8	261.3	559.8	344.7	266.6	268.4	226.2	247.5	66.4	67.2	67.3	65.9	230.80	30.28	6988.62
2006/11/24	06:29:00	1200.1	906.5	290.4	291.4	250.4	260.9	559.8	346.7	265.9	268.4	226.4	247.5	66.6	65.5	67.2	65.9	230.70	30.27	6986.32
2006/11/24	06:30:00	1199.2	904.6	290.4	291.9	250.7	261.2	561.4	339.7	265.9	268.2	226.5	247.5	67.6	64.2	67.1	65.3	230.70	30.28	6985.60
2006/11/24	06:31:00	1198.4	904.6	290.2	292.2	250.7	261.3	561.2	345.2	265.9	267.8	226.2	247.4	67.2	64.8	67.7	65.1	230.80	30.28	6988.62
2006/11/24	06:32:00	1198.1	902.9	290.4	291.7	250.4	261.3	560.7	354.1	266.9	267.9	225.6	247.5	66.4	65.5	67.6	65.8	230.80	30.28	6988.62
2006/11/24	06:33:00	1199.4	902.1	290.4	291.8	251.2	261.1	559.9	350.6	266.6	267.8	225.7	247.5	66.8	64.6	67.8	65.7	230.80	30.28	6988.62
2006/11/24	06:34:00	1198.6	905.1	290.4	291.4	251.2	261.2	560.7	349.3	266.7	267.8	225.7	247.5	66.6	64.8	67.3	65.7	230.70	30.27	6987.90
2006/11/24	06:35:00	1198.7	903.9	290.4	291.2	251.2	261.7	560.4	351.9	266.7	267.6	225.5	247.4	66.0	66.2	67.5	65.6	230.70	30.27	6986.32
2006/11/24	06:36:00	1199.1	907.0	290.2	291.8	250.8	261.6	561.2	346.6	266.6	267.9	225.4	247.4	66.4	66.3	67.3	66.2	230.80	30.28	6988.62
2006/11/24	06:37:00	1199.1	906.2	290.2	292.4	250.4	261.3	560.7	345.4	266.8	268.1	225.2	247.4	66.4	66.8	66.8	67.3	230.80	30.28	6988.62
2006/11/24	06:38:00	1198.4	906.8	290.2	292.2	250.9	261.4	560.3	341.5	266.5	268.4	225.2	247.4	66.1	66.0	67.3	66.6	230.80	30.28	6988.62
2006/11/24	06:39:00	1198.1	905.1	290.2	292.4	250.0	261.1	561.2	354.4	267.2	268.4	225.1	247.4	66.0	66.6	67.5	67.2	230.70	30.28	6987.90
2006/11/24	06:40:00	1199.1	906.1	290.2	291.7	249.9	260.5	560.2	712.3	267.2	268.4	225.2	247.4	65.5	66.2	66.6	66.3	230.70	30.27	6986.32
2006/11/24	06:41:00	1199.1	907.1	290.4	292.2	249.9	261.2	560.4	349.9	267.3	268.6	225.4	247.5	65.7	66.6	66.1	66.1	230.80	30.27	6986.32
2006/11/24	06:42:00	1199.4	905.2	290.4	291.7	249.6	261.3	560.9	350.4	266.9	268.4	225.4	247.4	68.3	65.1	65.0	65.6	230.70	30.28	6987.90
2006/11/24	06:43:00	1198.9	903.2	290.4	291.0	250.8	261.4	561.4	353.1	266.5	268.2	225.5	247.5	66.8	65.1	65.7	65.4	230.80	30.28	6988.62
2006/11/24	06:44:00	1199.6	905.8	290.4	291.2	250.8	261.7	561.2	353.6	267.0	268.4	225.5	247.6	65.8	65.3	67.2	66.4	230.70	30.28	6987.90
2006/11/24	06:45:00	1198.6	906.2	290.4	290.7	249.9	261.7	561.4	342.1	266.9	268.4	225.6	247.5	67.3	65.9	67.6	65.5	230.80	30.28	6988.62
2006/11/24	06:46:00	1198.4	906.2	290.4	291.2	250.7	261.7	560.4	352.5	267.2	268.6	225.2	247.5	66.6	67.2	67.3	67.3	230.80	30.28	6988.62
2006/11/24	06:47:00	1198.6	906.2	290.4	291.4	249.7	261.6	561.5	355.1	267.7	268.9	225.2	247.5	67.3	65.9	68.1	66.0	230.80	30.28	6988.62
2006/11/24	06:48:00	1200.6	904.1	290.4	291.7	250.9	261.7	560.9	364.1	267.0	268.7	225.0	247.5	66.6	67.6	65.6	65.8	230.80	30.28	6988.62
2006/11/24	06:49:00	1198.9	904.4	290.4	291.8	250.4	261.9	561.7	347.4	267.6	268.9	225.2	247.6	66.6	66.8	66.3	67.1	230.80	30.27	6986.32
2006/11/24	06:50:00	1199.5	902.1	290.6	292.3	251.3	261.8	561.2	345.6	267.3	268.7	225.4	247.7	68.6	67.2	67.3	66.6	230.60	30.28	6982.57
2006/11/24	06:51:00	1200.2	903.2	290.7	291.5	251.4	262.2	560.6	361.3	267.4	269.0	225.5	247.8	66.4	66.8	67.5	66.2	230.80	30.27	6988.62
2006/11/24	06:52:00	1199.7	903.6	290.9	291.2	250.9	262.1	560.7	345.5	267.3	269.0	225.2	247.8	67.1	67.2	67.3	66.6	230.80	30.28	6988.62
2006/11/24	06:53:00	1199.2	905.7	290.7	292.2	250.4	261.9	561.4	353.4	267.8	269.2	225.5	247.7	67.0	66.3	65.7	66.8	230.70	30.28	6985.60
2006/11/24	06:54:00	1199.4	906.5	290.7	290.9	251.5	261.9	562.2	352.0	2										

Heat Decay Run

Radioactive Material Transport Packaging System Safety Analysis Report
for Model AOS-025, AOS-050, and AOS-100 Transport Packages, Rev. G, July 27, 2012 (Docket No. 71-9316)

3-677

Date	Time	TC1	TC2	TC3	TC4	TC5	TC6	TC7	TC8	TC9	TC10	TC11	TC12	TC13	TC14	TC15	TC16	VDC	Amps	Watts
2006/11/24	06:58:00	1200.1	903.4	291.0	292.2	250.8	261.7	562.2	360.2	268.2	269.2	225.6	247.8	66.2	67.3	66.4	67.1	230.80	30.27	6986.32
2006/11/24	06:59:00	1199.6	902.7	290.9	291.7	251.2	262.1	560.9	352.6	267.4	268.7	225.4	247.8	68.0	67.5	68.0	66.6	230.80	30.25	6981.70
2006/11/24	07:00:00	1199.4	906.0	290.9	292.0	251.2	262.2	561.8	345.9	268.2	269.5	225.2	247.8	66.2	68.3	68.0	67.9	230.80	30.28	6988.62
2006/11/24	07:01:00	1198.7	903.7	290.7	292.5	251.2	262.2	561.2	343.4	267.8	268.9	225.2	247.8	66.2	67.3	67.1	67.0	230.70	30.28	6987.90
2006/11/24	07:02:00	1199.1	904.1	291.0	292.5	250.4	261.4	561.2	357.0	267.8	269.4	225.2	247.8	67.5	68.6	67.1	66.2	230.80	30.28	6988.62
2006/11/24	07:03:00	1198.9	906.5	291.2	292.6	251.3	261.9	561.8	348.1	267.9	269.4	225.4	247.8	67.1	66.4	67.3	67.0	230.80	30.28	6988.62
2006/11/24	07:04:00	1199.7	902.5	290.7	292.7	251.5	262.2	561.2	356.8	267.9	269.2	225.0	247.8	66.4	66.4	68.0	66.8	230.40	30.28	6976.51
2006/11/24	07:05:00	1199.9	903.5	290.9	291.7	252.2	261.9	561.7	358.2	267.9	269.4	225.4	247.9	67.1	67.0	67.8	66.4	230.70	30.27	6986.32
2006/11/24	07:06:00	1200.1	906.8	290.9	292.6	251.6	262.2	560.4	369.1	268.1	269.4	225.4	247.8	66.3	67.9	67.3	66.6	230.80	30.28	6990.93
2006/11/24	07:07:00	1199.8	905.6	290.9	291.9	252.0	261.9	561.7	352.6	268.2	269.7	225.2	247.7	66.2	67.5	67.8	66.2	230.70	30.28	6987.90
2006/11/24	07:08:00	1199.4	904.1	290.9	292.2	251.2	261.8	561.7	357.8	268.6	269.7	225.4	247.7	66.8	65.9	66.8	67.2	230.70	30.28	6987.90
2006/11/24	07:09:00	1199.7	904.9	290.7	292.0	250.7	261.2	560.6	362.2	267.9	269.2	225.4	247.7	66.2	65.3	66.8	65.8	230.70	30.25	6978.68
2006/11/24	07:10:00	1199.4	905.4	290.7	292.0	250.4	261.4	561.5	352.7	267.9	269.5	225.2	247.7	65.3	66.3	66.3	67.3	230.80	30.28	6988.62
2006/11/24	07:11:00	1199.4	902.2	290.6	290.9	250.9	261.7	561.9	347.6	267.6	269.2	225.2	247.6	67.2	65.7	66.8	66.1	230.80	30.28	6988.62
2006/11/24	07:12:00	1198.8	903.4	290.4	291.4	251.6	261.7	560.7	356.1	267.6	269.4	225.2	247.7	66.6	66.4	67.3	66.6	230.70	30.28	6987.90
2006/11/24	07:13:00	1199.8	903.9	290.4	291.7	250.7	261.3	560.4	347.2	266.4	268.9	225.2	247.6	67.1	65.5	67.1	65.3	230.70	30.28	6987.90
2006/11/24	07:14:00	1200.1	902.6	290.2	291.2	250.8	261.6	559.6	345.6	267.2	268.9	225.4	247.6	66.2	65.9	67.9	65.4	230.70	30.28	6987.90
2006/11/24	07:15:00	1199.9	906.8	290.6	292.3	251.0	261.4	561.2	357.0	267.7	268.9	225.4	247.6	66.1	67.1	67.7	66.6	230.80	30.28	6988.62
2006/11/24	07:16:00	1199.9	905.2	290.4	290.4	250.7	261.4	560.2	384.7	267.6	269.2	225.4	247.7	66.6	65.3	67.3	67.3	230.70	30.28	6987.90
2006/11/24	07:17:00	1199.5	903.8	290.4	291.7	250.4	261.4	560.9	350.9	267.7	269.0	225.2	247.7	66.2	67.3	66.3	66.6	230.70	30.27	6983.29
2006/11/24	07:18:00	1199.4	908.4	290.4	291.9	250.2	261.2	562.2	351.7	267.2	268.7	225.5	247.6	66.1	66.2	67.3	66.2	230.80	30.27	6986.32
2006/11/24	07:19:00	1198.8	906.3	290.4	292.0	250.0	261.1	560.9	341.1	267.9	268.7	225.2	247.6	66.6	66.2	66.3	66.4	230.70	30.28	6987.90
2006/11/24	07:20:00	1199.1	904.0	290.4	291.4	250.5	260.8	560.7	348.5	267.0	268.7	225.4	247.6	67.1	65.0	67.7	65.8	230.70	30.28	6987.90
2006/11/24	07:21:00	1199.7	901.9	290.4	291.7	250.9	261.4	559.6	363.4	267.8	268.9	225.2	247.5	66.6	66.4	67.5	67.1	230.70	30.28	6987.90
2006/11/24	07:22:00	1199.7	904.1	290.2	290.7	250.2	261.8	559.7	350.9	266.9	268.7	225.5	247.6	67.3	65.4	67.2	66.1	230.70	30.28	6987.90
2006/11/24	07:23:00	1199.9	905.0	290.2	291.7	250.2	261.4	560.9	342.9	267.4	268.9	225.2	247.6	67.1	66.8	67.5	66.0	230.70	30.28	6987.90
2006/11/24	07:24:00	1199.9	905.6	290.2	291.2	250.7	261.6	560.9	346.6	267.4	269.0	225.2	247.5	66.8	65.7	67.7	65.8	230.70	30.28	6987.90
2006/11/24	07:25:00	1198.9	905.8	290.4	292.4	249.9	261.4	561.8	341.0	266.9	268.6	225.5	247.5	66.6	66.0	67.6	65.2	230.70	30.27	6987.90
2006/11/24	07:26:00	1199.4	905.4	290.6	292.2	250.2	260.9	560.9	353.3	267.6	268.7	225.5	247.5	66.4	65.3	66.1	66.0	230.70	30.27	6985.60
2006/11/24	07:27:00	1199.1	906.3	290.6	291.9	251.3	261.4	561.0	355.3	267.4	268.7	225.5	247.5	66.3	66.0	66.8	66.4	230.70	30.27	6985.60
2006/11/24	07:28:00	1199.4	904.4	290.2	291.0	250.4	261.1	560.4	351.0	267.6	268.7	225.5	247.5	66.2	65.3	66.8	66.6	230.80	30.28	6988.62
2006/11/24	07:29:00	1199.0	904.9	290.2	291.7	249.9	261.1	560.6	346.9	266.6	268.4	225.6	247.5	66.8	64.1	67.2	65.3	230.70	30.28	6985.60
2006/11/24	07:30:00	1199.0	905.2	290.4	291.7	249.7	261.2	561.7	352.2	267.0	268.2	225.5	247.4	66.8	65.4	66.6	65.2	230.80	30.26	6984.01
2006/11/24	07:31:00	1198.7	907.1	290.1	291.7	251.2	260.9	560.9	341.6	266.5	268.4	225.2	247.4	67.3	67.1	66.8	66.4	230.70	30.26	6980.98
2006/11/24	07:32:00	1198.1	906.1	290.2	291.0	249.2	260.9	561.0	348.7	267.0	268.2	225.2	247.4	67.2	66.6	67.5	66.6	230.70	30.26	6980.98
2006/11/24	07:33:00	1197.6	906.6	290.4	290.9	250.7	261.2	561.7	339.9	266.7	268.2	225.2	247.4	67.6	64.8	67.8	65.5	230.70	30.26	6980.98
2006/11/24	07:34:00	1198.0	905.9	289.8	291.7	250.4	261.2	559.5	349.0	266.0	267.7	225.6	247.4	65.3	65.0	67.2	63.3	230.70	30.27	6985.60
2006/11/24	07:35:00	1198.5	904.7	290.4	292.2	248.9	261.3	560.2	342.4	266.6	268.4	225.2	247.4	65.0	66.4	66.8	64.1	230.70	30.27	6985.60
2006/11/24	07:36:00	1199.4	904.9	290.2	292.0	249.9	261.4	560.4	348.6	267.1	268.6	225.4	247.4	65.7	65.5	67.3	64.8	230.70	30.28	6987.90
2006/11/24	07:37:00	1198.6	907.9	290.2	291.4	250.8	261.7	559.6	345.6	267.0	268.7	225.6	247.5	65.8	65.6	67.3	64.6	230.70	30.27	6983.29
2006/11/24	07:38:00	1199.0	906.6	290.4	292.2	250.4	261.4	561.5	345.6	267.4	268.7	225.4	247.5	66.8	67.5	66.8	66.0	230.70	30.28	6987.90
2006/11/24	07:39:00	1199.1	904.1	290.4	291.2	250.5	261.3	561.9	362.2	267.4	268.9	225.1	247.4	66.8	65.7	67.2	67.2	230.70	30.27	6986.32
2006/11/24	07:40:00	1200.1	903.8	290.4	290.4	250.7	261.7	561.2	372.4	267.2	268.4	225.2	247.4	66.6	65.0	67.7	65.8	230.80	30.27	6986.32
2006/11/24	07:41:00	1198.7	905.4	290.4	291.4	249.9	261.2	559.3	360.8	267.0	268.4	225.2	247.4	66.6	66.8	67.5	65.9	230.60	30.27	6980.26
2006/11/24	07:42:00	1200.5	902.0	290.4	291.7	249.9	261.4	560.3	347.8	266.5	268.2	225.4	247.4	66.8	66.1	67.5	66.6	230.70	30.27	6985.60
2006/11/24	07:43:00	1198.9	904.1	290.4	291.0	249.6	260.9	560.4	347.8	267.1	268.2	225.1	247.3	66.3	66.2	67.0	66.6	230.70	30.27	6983.29
2006/11/24	07:44:00	1199.1	903.1	290.6	292.2	250.0	261.4	560.1	360.3	267.2	268.2	225.1	247.3	66.2	67.2	67.3	66.8	230.70	30.27	6986.32
2006/11/24	07:45:00	1198.1	906.6	290.4	290.7	250.4	261.3	560.9	347.4	266.7	268.6	225.2	247.3	64.8	67.6	66.6	66.6	229.60	30.15	6922.44
2006/11/24	07:46:00	1198.1	903.6	290.4	291.5	250.7	261.2	560.9	360.3	267.0	268.6	225.1	247.3	65.0	66.8	66.6	66.6	230.40	30.24	6967.30
2006/11/24	07:47:00	1199.7	903.6	290.4	291.2	250.5	260.9	559.9	357.3	266.9	268.6	225.2	247.3	66.1	66.6	67.7	66.3	230.50	30.19	6970.87
2006/11/24	07:48:00	1199.4	904.0	290.2	291.4	251.2	261.1	560.1	357.3	266.9	268.1	225.2	247.3	67.1	66.1	66.4	66.6	230.50	30.26	6974.93
2006/11/24	07:49:00	1199.0	908.4	290.4	291.5	250.4	261.3	560.9	342.7	267.1	268.7	225.2	247.3	66.1	67.2	66.3	66.6	230.70	30.28	6987.90
2006/11/24	07:50:00	1199.0	902.8	290.4	291.4	250.4	261.3	561.2	352.0	266.9	268.6	225.2	247.3	66.1	67.0	66.8	65.6	230.00	30.23	6952.90
2006/11/24	07:51:00	1199.0	904.6	290.4	292.3	250.2	261.3	559.4	349.9	266.3	268.4	225.4	247.3	65.6	67.0	66.2	65.6	230.70		

Heat Decay Run

3-678
for Model AOS-025, AOS-050, and AOS-100 Transport Packages, Rev. G, July 27, 2012 (Docket No. 71-9316)

Date	Time	TC1	TC2	TC3	TC4	TC5	TC6	TC7	TC8	TC9	TC10	TC11	TC12	TC13	TC14	TC15	TC16	VDC	Amps	Watts
2006/11/24	07:56:00	1198.8	904.3	290.4	291.2	250.4	261.3	560.4	351.8	266.9	268.4	225.2	247.4	66.2	66.0	67.2	66.2	230.60	30.28	6984.87
2006/11/24	07:57:00	1198.8	903.4	290.4	291.7	250.4	260.9	561.4	356.1	267.2	268.6	225.2	247.5	65.4	66.1	66.8	65.6	230.80	30.27	6986.32
2006/11/24	07:58:00	1198.8	904.7	290.4	291.0	250.7	261.1	561.2	350.4	266.5	268.6	225.4	247.4	66.3	66.6	67.0	66.1	230.10	30.19	6946.72
2006/11/24	07:59:00	1199.1	905.5	290.4	291.4	250.5	261.1	558.5	352.8	267.2	268.4	225.4	247.5	66.2	66.4	67.6	66.8	230.60	30.22	6974.78
2006/11/24	08:00:00	1199.0	906.8	290.4	291.5	250.5	261.1	560.9	345.4	266.5	268.7	225.5	247.4	66.0	65.9	66.0	65.6	230.60	30.23	6977.08
2006/11/24	08:01:00	1199.0	906.8	290.4	291.5	250.2	261.2	559.4	89.2	267.0	268.7	225.5	247.5	67.2	67.3	66.2	65.9	230.20	30.21	6954.34
2006/11/24	08:02:00	1198.5	906.9	290.4	291.7	249.9	261.3	560.4	343.2	267.0	268.6	225.6	247.5	65.5	67.3	66.8	65.7	230.20	30.21	6954.34
2006/11/24	08:03:00	1199.1	902.6	290.4	290.7	249.7	260.9	560.6	349.1	267.0	268.4	225.2	247.5	66.8	67.2	67.2	66.1	230.70	30.27	6985.60
2006/11/24	08:04:00	1198.5	903.6	290.6	291.2	250.8	261.2	561.0	357.3	266.5	268.4	225.4	247.4	66.6	66.3	67.3	66.6	230.30	30.23	6961.97
2006/11/24	08:05:00	1198.6	902.6	290.7	291.7	250.9	261.3	560.4	609.9	266.7	268.2	225.4	247.5	66.6	65.4	67.6	65.3	230.20	30.20	6952.04
2006/11/24	08:06:00	1198.7	906.8	290.4	291.8	250.4	261.2	562.3	347.7	266.5	268.2	225.6	247.4	66.6	66.0	67.6	65.0	230.70	30.27	6986.32
2006/11/24	08:07:00	1198.3	907.6	290.4	290.7	251.2	261.2	561.2	343.9	266.4	268.7	225.6	247.5	66.6	66.4	67.7	66.6	230.10	30.19	6946.72
2006/11/24	08:08:00	1198.4	904.1	290.4	291.7	250.2	261.4	560.9	349.8	267.4	268.2	225.1	247.5	66.2	67.1	67.2	67.2	230.30	30.24	6964.27
2006/11/24	08:09:00	1198.8	905.1	290.4	292.0	249.4	261.4	560.4	349.6	266.3	268.7	225.4	247.5	65.6	66.6	67.1	66.1	230.70	30.26	6980.98
2006/11/24	08:10:00	1198.5	904.4	290.7	291.9	249.9	261.2	559.8	554.6	265.4	268.7	225.4	247.5	66.8	67.1	67.0	65.6	230.70	30.27	6985.60
2006/11/24	08:11:00	1198.5	906.5	290.4	290.6	249.4	260.7	560.3	350.1	267.0	268.6	225.2	247.5	67.3	66.8	66.8	67.2	230.40	30.25	6969.60
2006/11/24	08:12:00	1199.1	904.6	290.4	291.5	250.7	261.1	560.6	343.1	266.4	268.4	225.5	247.5	67.5	65.0	67.8	66.6	230.60	30.26	6982.57
2006/11/24	08:13:00	1198.4	903.4	290.6	291.4	249.9	261.2	561.4	361.8	265.6	268.1	225.6	247.5	66.6	64.6	67.1	64.2	230.70	30.28	6987.90
2006/11/24	08:14:00	1198.6	906.1	290.2	292.2	250.2	261.2	560.9	352.7	266.4	268.2	225.7	247.5	66.0	66.8	66.8	64.4	230.30	30.20	6961.97
2006/11/24	08:15:00	1199.2	902.9	290.6	291.7	249.7	261.4	560.2	349.5	266.7	268.2	225.4	247.5	66.0	66.6	67.5	66.4	230.70	30.27	6987.90
2006/11/24	08:16:00	1199.6	899.0	290.4	291.4	250.0	261.2	558.6	357.3	267.1	268.2	225.1	247.5	65.5	65.4	66.6	66.1	230.50	30.20	6961.10
2006/11/24	08:17:00	1199.1	904.1	290.4	291.7	251.2	261.4	558.7	466.3	267.4	268.7	225.4	247.5	66.2	66.6	67.5	66.1	229.80	30.19	6937.66
2006/11/24	08:18:00	1199.2	904.1	290.4	291.0	250.0	261.3	561.2	355.4	267.4	268.7	225.2	247.5	66.2	66.8	67.2	66.4	230.70	30.26	6984.01
2006/11/24	08:19:00	1200.1	903.9	290.7	290.7	250.2	261.1	561.2	476.3	266.5	268.7	225.4	247.5	66.4	65.9	67.1	65.8	230.70	30.27	6985.60
2006/11/24	08:20:00	1199.5	903.2	290.4	291.4	250.2	260.7	559.9	358.9	267.1	268.7	225.4	247.5	66.4	67.0	66.0	66.0	230.80	30.28	6988.62
2006/11/24	08:21:00	1199.9	904.9	290.4	291.2	250.0	260.9	561.5	366.2	266.9	269.0	225.4	247.5	65.7	67.3	66.6	66.8	230.80	30.28	6988.62
2006/11/24	08:22:00	1199.6	904.9	290.6	292.0	249.6	261.2	561.4	595.6	267.4	268.7	225.6	247.5	66.8	67.5	66.6	66.6	230.30	30.24	6964.27
2006/11/24	08:23:00	1199.2	903.6	290.6	291.2	250.4	261.2	559.5	358.7	267.4	268.9	225.6	247.6	66.2	67.2	67.2	66.6	230.00	30.21	6948.30
2006/11/24	08:24:00	1199.4	905.0	290.6	291.7	250.5	261.1	561.2	354.6	266.3	268.7	225.6	247.6	67.3	66.2	67.6	66.2	230.10	30.20	6949.02
2006/11/24	08:25:00	1199.1	903.2	290.4	290.9	249.9	260.7	559.0	82.3	266.1	268.2	225.7	247.6	66.8	65.4	67.1	64.8	230.70	30.19	6967.85
2006/11/24	08:26:00	1199.5	903.4	290.6	291.7	250.2	260.5	560.2	353.0	266.5	268.7	225.5	247.6	65.1	67.1	67.0	65.4	230.60	30.27	6980.26
2006/11/24	08:27:00	1198.1	906.3	290.7	292.0	250.2	261.3	559.5	344.7	266.9	268.9	225.4	247.6	65.5	66.6	66.4	66.6	230.70	30.27	6985.60
2006/11/24	08:28:00	1198.1	904.4	290.7	291.4	251.0	261.3	559.4	619.1	267.4	268.6	225.2	247.6	66.6	66.6	67.2	67.1	230.70	30.27	6985.60
2006/11/24	08:29:00	1198.6	906.5	290.6	291.7	250.9	261.1	561.5	347.5	267.0	268.7	225.2	247.5	66.6	66.0	67.0	66.6	230.50	30.23	6974.93
2006/11/24	08:30:00	1199.1	905.4	290.7	291.2	250.5	261.2	561.5	347.4	267.0	268.4	225.5	247.5	65.0	65.1	66.4	65.1	230.70	30.26	6980.98
2006/11/24	08:31:00	1199.4	901.9	290.6	291.4	250.4	261.2	560.4	361.3	266.5	268.9	225.5	247.5	65.0	65.3	66.3	65.8	229.80	30.07	6910.09
2006/11/24	08:32:00	1199.1	902.1	290.6	291.7	250.7	260.9	559.7	362.8	267.2	268.6	225.5	247.5	65.4	65.7	67.3	65.7	230.20	30.23	6961.97
2006/11/24	08:33:00	1198.9	904.3	290.6	292.0	250.7	261.2	560.3	353.5	266.9	268.6	225.6	247.5	65.6	66.6	67.7	65.6	230.40	30.22	6964.99
2006/11/24	08:34:00	1198.1	905.7	290.6	291.0	250.2	261.1	561.4	354.1	267.4	268.7	225.5	247.6	65.5	66.6	67.7	66.8	230.60	30.17	6966.25
2006/11/24	08:35:00	1198.1	907.7	290.7	291.8	249.6	260.8	560.4	349.4	267.2	268.9	225.6	247.6	65.8	67.3	67.7	66.6	230.20	30.23	6958.95
2006/11/24	08:36:00	1198.8	904.4	290.4	292.2	250.9	261.3	560.4	352.0	267.0	268.9	225.5	247.6	66.0	66.6	66.8	66.6	230.20	30.20	6952.04
2006/11/24	08:37:00	1199.4	904.0	290.6	291.5	251.2	261.2	560.4	342.1	267.0	268.4	225.5	247.6	66.8	65.5	66.8	65.3	230.10	30.19	6946.72
2006/11/24	08:38:00	1199.6	906.2	290.2	291.8	250.5	261.2	560.3	352.1	266.6	268.4	225.7	247.6	67.1	65.4	66.8	65.3	230.30	30.20	6964.27
2006/11/24	08:39:00	1199.1	903.7	290.4	292.2	251.3	260.9	560.9	345.0	267.1	268.4	225.6	247.6	66.0	65.5	66.8	65.2	230.20	30.20	6956.64
2006/11/24	08:40:00	1198.8	905.4	290.6	292.0	250.4	261.3	560.9	345.0	266.8	268.4	225.6	247.5	65.0	65.5	66.4	65.0	228.90	30.08	6885.31
2006/11/24	08:41:00	1198.6	904.4	290.6	291.5	250.4	261.3	560.4	640.2	267.0	268.4	225.7	247.5	66.0	66.6	66.4	65.4	230.70	30.27	6983.29
2006/11/24	08:42:00	1198.7	904.6	290.6	290.7	250.2	261.2	561.2	358.5	266.7	268.7	225.6	247.6	67.1	66.1	67.8	65.5	230.40	30.25	6969.60
2006/11/24	08:43:00	1198.3	903.2	290.4	291.4	250.2	261.2	561.5	4.7	266.9	268.7	225.5	247.5	64.8	66.1	65.7	65.8	230.70	30.27	6986.32
2006/11/24	08:44:00	1198.1	907.4	290.4	292.8	249.9	261.2	561.4	346.1	266.8	268.7	225.7	247.5	65.6	65.6	65.7	65.1	230.50	30.27	6979.54
2006/11/24	08:45:00	1198.7	902.4	290.6	291.2	250.0	261.2	559.0	361.6	267.1	268.7	225.6	247.5	64.8	64.8	65.6	65.4	230.50	30.26	6977.24
2006/11/24	08:46:00	1198.9	905.9	290.6	292.0	250.7	260.4	559.9	357.1	266.1	268.7	225.6	247.5	65.0	64.8	66.1	65.2	230.60	30.24	6979.39
2006/11/24	08:47:00	1199.4	903.2	290.4	291.7	250.8	260.4	560.2	359.4	266.7	268.6	225.4	247.5	64.8	65.6	65.8	65.3	230.70	30.27	6983.29
2006/11/24	08:48:00	1199.1	904.9	290.6	291.4	250.4	261.6	560.2	354.6	266.9	268.4	225.6	247.4	66.4	64.6	66.6	65.4	230.80	30.27	6988.62
2006/11/24	08:49:00	1198.4	903.9	290.6	290.9	249.7	260.9	561.9	349.4	266.5	268.2	225.7	247.5	65.8	64.4	66.8	64.6	230.70	30.27	6983.29
2006/11/24	08:5																			

Heat Decay Run

Date	Time	TC1	TC2	TC3	TC4	TC5	TC6	TC7	TC8	TC9	TC10	TC11	TC12	TC13	TC14	TC15	TC16	VDC	Amps	Watts
2006/11/24	08:54:00	1152.7	856.2	290.2	289.8	250.8	260.9	554.4	328.7	266.3	267.9	225.1	247.4	66.6	65.2	65.8	65.1	-0.10	0.00	0.00
2006/11/24	08:55:00	1058.7	786.0	290.4	288.4	249.4	260.6	542.5	326.4	266.3	268.1	225.1	247.4	65.7	66.3	65.6	64.8	-0.10	0.00	0.00
2006/11/24	08:56:00	983.2	733.9	290.4	286.7	250.2	260.2	531.6	365.1	266.5	267.9	224.8	247.3	64.2	65.5	65.3	65.2	-0.10	-0.01	0.00
2006/11/24	08:57:00	922.7	694.9	290.4	285.1	249.7	260.9	524.1	349.0	267.3	267.9	224.8	247.2	65.0	66.4	65.6	65.5	-0.10	-0.01	0.00
2006/11/24	08:58:00	873.3	664.5	290.2	284.2	249.9	260.1	518.4	344.7	266.7	268.4	224.7	247.1	64.3	65.1	65.5	64.8	-0.10	-0.01	0.00
2006/11/24	08:59:00	832.4	637.9	290.4	282.5	249.6	260.9	513.4	343.8	266.9	268.2	224.7	247.1	65.6	65.7	66.6	65.9	-0.10	-0.01	0.00
2006/11/24	09:00:00	798.0	616.6	290.4	281.7	249.4	260.7	507.7	362.1	265.7	268.2	224.9	247.0	66.0	65.8	65.6	65.3	-0.10	-0.01	0.00
2006/11/24	09:01:00	767.4	598.5	290.4	280.7	248.9	261.2	503.2	360.6	267.1	268.2	225.0	246.8	66.2	65.1	66.8	64.8	-0.10	-0.01	0.00
2006/11/24	09:02:00	741.5	582.5	290.6	278.9	248.7	260.6	498.7	343.5	266.5	268.2	225.1	246.6	65.6	64.6	65.5	65.5	-0.10	-0.01	0.00
2006/11/24	09:03:00	718.9	569.2	290.6	277.7	248.7	260.8	496.0	355.2	267.3	268.2	225.0	246.6	65.5	64.8	65.9	65.4	-0.10	-0.01	0.00
2006/11/24	09:04:00	698.1	556.4	290.6	277.4	248.4	261.3	492.7	329.0	266.5	268.4	225.0	246.4	66.6	65.1	66.6	64.2	-0.10	-0.01	0.00
2006/11/24	09:05:00	679.3	544.9	290.2	276.7	246.9	260.8	490.0	327.1	266.8	268.4	225.1	246.3	66.1	65.5	65.9	65.5	-0.10	-0.01	0.00
2006/11/24	09:06:00	663.3	534.8	290.6	275.3	247.4	260.8	487.1	303.1	266.8	268.2	225.2	246.2	65.6	64.0	66.3	64.1	-0.10	-0.01	0.00
2006/11/24	09:07:00	648.0	526.5	290.4	274.9	246.8	260.9	484.6	298.9	266.7	268.2	225.2	246.0	65.7	63.9	66.0	64.6	-0.10	-0.01	0.00
2006/11/24	09:08:00	634.7	518.6	290.6	273.7	246.8	261.1	482.2	293.1	265.7	267.9	225.4	245.9	65.8	63.0	66.2	62.8	-0.10	-0.01	0.00
2006/11/24	09:09:00	621.9	511.5	290.7	273.2	246.4	260.8	480.4	291.8	266.3	267.9	225.5	245.7	65.7	64.2	66.8	63.4	-0.10	0.00	0.00
2006/11/24	09:10:00	609.8	505.0	290.4	272.2	244.3	261.2	477.9	291.8	266.7	267.9	225.5	245.6	65.1	65.4	66.8	64.1	-0.10	0.00	0.00
2006/11/24	09:11:00	598.8	498.4	290.6	271.2	245.4	261.2	476.0	287.7	266.5	268.4	225.2	245.3	64.8	65.9	66.1	65.4	-0.10	0.00	0.00
2006/11/24	09:12:00	588.9	492.4	290.4	270.8	244.2	260.7	474.2	288.9	266.2	268.4	225.2	245.2	63.1	65.4	64.8	63.8	-0.10	0.00	0.00
2006/11/24	09:13:00	579.8	487.2	290.6	270.2	243.7	260.6	472.5	294.1	267.0	268.4	225.2	245.1	63.1	65.8	64.4	65.3	0.00	0.00	0.00
2006/11/24	09:14:00	571.0	482.5	290.4	269.5	243.2	261.3	471.0	289.6	266.8	268.4	225.2	244.9	65.6	64.2	67.0	65.3	0.00	0.00	0.00
2006/11/24	09:15:00	563.4	478.2	290.6	268.7	244.2	260.7	469.3	285.4	266.5	268.1	225.2	244.7	66.0	63.8	66.6	64.3	0.00	0.00	0.00
2006/11/24	09:16:00	555.8	473.9	290.4	267.8	243.8	261.2	467.8	290.1	266.3	268.1	225.4	244.6	64.8	63.8	66.6	63.9	-0.10	0.00	0.00
2006/11/24	09:17:00	548.6	469.7	290.4	267.7	242.9	261.3	466.4	289.4	266.5	268.2	225.5	244.5	65.8	64.1	66.1	63.9	0.00	0.00	0.00
2006/11/24	09:18:00	542.0	466.1	290.4	267.1	242.9	261.3	464.9	287.4	265.9	267.9	225.4	244.4	66.4	64.6	66.4	64.6	-0.10	-0.01	0.00
2006/11/24	09:19:00	536.4	462.8	290.7	265.5	242.5	261.2	463.5	290.9	266.9	267.9	225.5	244.2	65.9	65.2	67.2	64.6	-0.10	0.00	0.00
2006/11/24	09:20:00	530.2	459.1	290.4	265.5	241.2	260.9	462.0	295.1	266.7	268.1	225.2	244.0	65.4	65.2	65.8	65.7	-0.10	0.00	0.00
2006/11/24	09:21:00	524.7	455.8	290.4	265.3	240.7	261.3	460.8	291.7	266.7	268.4	225.2	243.9	65.0	65.6	65.2	65.0	-0.10	-0.01	0.00
2006/11/24	09:22:00	519.7	453.3	290.4	264.2	239.9	261.2	459.5	292.6	266.8	268.4	225.2	243.8	65.2	65.9	66.1	65.1	-0.10	0.00	0.00
2006/11/24	09:23:00	515.5	450.4	290.6	263.7	239.8	261.4	458.4	290.2	266.9	268.7	225.1	243.7	65.2	66.6	66.0	64.8	-0.10	-0.01	0.00
2006/11/24	09:24:00	510.4	447.3	290.4	263.4	239.5	261.3	457.0	290.1	267.0	268.9	225.1	243.4	63.9	66.3	65.3	65.6	-0.10	-0.01	0.00
2006/11/24	09:25:00	506.1	444.8	290.4	262.6	239.3	261.4	455.7	285.2	267.3	268.9	225.0	243.4	66.1	66.1	66.1	66.1	-0.10	-0.01	0.00
2006/11/24	09:26:00	501.9	442.3	290.4	262.4	238.2	261.2	454.6	290.7	266.6	268.9	225.1	243.4	65.3	66.1	66.2	65.0	-0.10	-0.01	0.00
2006/11/24	09:27:00	498.1	440.1	290.4	261.2	237.2	260.9	453.3	280.7	266.5	269.0	225.1	243.2	64.3	66.2	65.0	66.1	-0.10	-0.01	0.00
2006/11/24	09:28:00	494.6	437.7	290.4	261.1	237.3	260.9	451.8	280.2	266.5	268.9	225.1	243.0	63.8	65.5	65.2	64.6	-0.10	-0.01	0.00
2006/11/24	09:29:00	491.1	435.8	290.6	260.0	237.7	260.9	451.2	288.0	266.7	268.4	225.2	242.9	65.8	65.6	66.8	64.3	-0.10	-0.01	0.00
2006/11/24	09:30:00	487.7	433.5	290.4	259.5	236.2	260.9	450.0	279.7	266.9	268.7	225.5	242.7	66.1	65.4	65.9	64.4	-0.10	-0.01	0.00
2006/11/24	09:31:00	484.3	431.7	290.4	259.2	235.2	260.7	448.7	281.7	267.4	268.7	225.2	242.5	64.8	65.5	66.1	65.2	-0.10	-0.01	0.00
2006/11/24	09:32:00	481.5	429.8	290.6	258.4	236.0	261.2	447.9	279.1	267.0	268.7	225.4	242.4	66.1	64.1	66.1	65.2	-0.10	-0.01	0.00
2006/11/24	09:33:00	478.5	427.9	290.4	257.9	236.5	260.9	446.9	281.3	267.2	268.7	225.5	242.4	65.9	65.2	66.3	65.2	-0.10	-0.01	0.00
2006/11/24	09:34:00	475.9	426.3	290.2	257.4	235.5	261.4	446.0	287.0	267.1	268.7	225.2	242.2	65.7	65.6	66.0	65.8	-0.10	-0.01	0.00
2006/11/24	09:35:00	473.2	424.5	290.4	256.9	235.0	261.3	444.8	284.7	267.3	268.9	225.2	242.2	66.3	65.6	66.8	65.7	-0.10	-0.01	0.00
2006/11/24	09:36:00	470.4	422.4	290.6	257.2	235.0	261.2	443.8	282.2	267.3	269.0	225.4	241.9	65.1	65.1	67.0	65.6	-0.10	0.00	0.00
2006/11/24	09:37:00	468.0	421.0	290.2	255.7	233.6	261.4	442.8	277.4	266.7	269.0	225.4	241.9	65.1	66.6	66.6	64.6	-0.10	-0.01	0.00
2006/11/24	09:38:00	465.3	419.8	290.2	255.4	233.1	260.9	442.0	278.2	267.0	268.9	225.2	241.7	65.1	66.8	65.9	64.8	-0.10	-0.01	0.00
2006/11/24	09:39:00	463.2	418.3	290.4	255.1	233.0	261.4	441.0	279.7	267.4	269.2	225.2	241.7	66.1	66.1	65.7	65.9	-0.10	0.00	0.00
2006/11/24	09:40:00	461.3	417.0	290.4	254.5	232.9	260.9	440.2	279.1	266.9	268.9	225.6	241.6	66.2	66.8	66.2	65.0	-0.10	0.00	0.00
2006/11/24	09:41:00	459.0	415.5	290.4	254.3	232.3	261.2	439.0	278.5	267.3	269.0	225.4	241.4	64.6	67.2	66.6	66.2	-0.10	-0.01	0.00
2006/11/24	09:42:00	457.0	414.2	290.4	254.1	232.0	260.9	438.3	273.9	266.4	269.0	225.5	241.4	66.6	66.0	66.4	66.2	-0.10	-0.01	0.00
2006/11/24	09:43:00	455.0	412.8	290.4	253.2	231.8	260.8	437.4	274.2	267.2	268.9	225.5	241.2	65.8	64.6	66.8	65.5	-0.10	0.00	0.00
2006/11/24	09:44:00	453.3	411.8	290.4	252.9	230.6	261.4	436.5	275.2	266.5	268.7	225.7	241.1	66.0	63.6	66.8	64.2	-0.10	-0.01	0.00
2006/11/24	09:45:00	451.6	410.5	290.4	252.1	230.8	261.4	435.5	273.7	266.6	268.9	225.7	240.9	66.6	65.0	67.3	64.0	-0.10	-0.01	0.00
2006/11/24	09:46:00	449.8	409.4	290.6	251.9	231.3	261.8	434.9	64.3	266.6	268.9	225.7	240.8	66.2	64.2	67.3	63.7	-0.10	-0.01	0.00
2006/11/24	09:47:00	448.0	408.3	290.7	251.5	230.3	261.6	434.2	237.0	266.9	268.9	225.7	240.7	65.9	65.2	67.0	63.7	-0.10	-0.01	0.00
2006/11/24	09:48:00	446.5	407.1	290.4	251.3	230.8	261.6	433.3	185.2	267.4	269.4	225.7	240.6	66.3	64.6	65.8	64.8	-0.10	-0.01	0.00
2006/11/24	09:49:00	444.9	406.0	290.7	250.8	230.8	261.6	432.6	183.7	267.9	269.4	225.6	240.6	66.1	66.6	67.1	66.2	-0.10	-0.01	0.00
2006/11/24	09:50:00	443.3	404.9	290.7																

Heat Decay Run

Date	Time	TC1	TC2	TC3	TC4	TC5	TC6	TC7	TC8	TC9	TC10	TC11	TC12	TC13	TC14	TC15	TC16	VDC	Amps	Watts
2006/11/24	09:52:00	440.2	402.8	290.4	249.7	229.5	261.8	430.1	157.0	267.0	269.4	225.9	240.2	67.1	65.3	68.3	66.2	-0.10	-0.01	0.00
2006/11/24	09:53:00	438.8	401.7	290.7	249.4	229.2	262.4	429.3	204.6	267.4	269.2	225.9	240.1	66.0	65.3	68.0	65.6	-0.10	-0.01	0.00
2006/11/24	09:54:00	437.5	400.8	290.6	248.4	227.9	261.7	428.5	-85.3	267.4	269.4	225.7	240.0	65.6	66.6	67.1	66.2	-0.10	-0.01	0.00
2006/11/24	09:55:00	436.0	399.8	290.4	248.7	228.2	261.8	427.6	-104.1	267.2	269.4	225.7	239.8	66.2	65.1	67.2	66.1	-0.10	-0.01	0.00
2006/11/24	09:56:00	434.7	398.8	290.4	248.2	227.9	261.8	426.6	-70.1	267.0	269.2	225.7	239.7	67.2	65.9	68.3	65.8	-0.10	-0.01	0.00
2006/11/24	09:57:00	433.4	398.3	290.4	247.4	226.9	261.9	425.9	-8.3	267.6	269.2	225.5	239.6	66.6	66.0	68.0	65.5	-0.10	-0.01	0.00
2006/11/24	09:58:00	432.0	397.3	290.6	247.4	227.0	261.9	425.0	49.4	267.1	269.4	225.6	239.6	67.1	65.4	67.3	66.4	-0.10	-0.01	0.00
2006/11/24	09:59:00	430.7	396.3	290.2	247.1	225.7	261.9	424.4	32.4	267.1	269.2	225.7	239.4	67.2	67.3	67.2	67.0	-0.10	-0.01	0.00
2006/11/24	10:00:00	429.5	395.4	290.6	246.6	226.2	261.8	423.6	231.0	267.2	269.0	225.7	239.3	67.8	65.2	67.6	66.0	-0.10	-0.01	0.00
2006/11/24	10:01:00	428.5	394.4	290.6	246.0	226.5	261.4	422.4	246.6	267.1	268.7	226.0	239.1	67.2	65.0	68.2	65.8	-0.10	-0.01	0.00
2006/11/24	10:02:00	427.0	393.6	290.4	245.8	225.7	261.9	421.8	284.2	267.1	268.7	225.9	238.9	67.3	65.9	67.7	65.9	-0.10	-0.01	0.00
2006/11/24	10:03:00	425.8	392.6	290.1	245.1	225.7	261.3	421.0	205.2	266.9	268.6	225.7	238.8	66.8	65.3	67.3	66.2	-0.10	-0.01	0.00
2006/11/24	10:04:00	424.8	391.8	289.9	245.0	225.2	261.7	420.3	139.0	266.9	268.6	225.5	238.6	66.6	65.5	67.6	66.3	-0.10	-0.01	0.00
2006/11/24	10:05:00	423.8	391.1	290.1	244.8	224.8	262.1	419.7	174.3	266.9	268.6	225.7	238.5	67.2	65.2	68.2	65.4	-0.10	-0.01	0.00
2006/11/24	10:06:00	422.5	390.3	290.1	244.4	224.7	261.9	418.9	183.2	266.9	268.7	225.6	238.4	67.3	65.6	67.1	66.1	-0.10	-0.01	0.00
2006/11/24	10:07:00	421.5	389.8	289.9	244.2	223.6	262.1	418.0	247.1	267.0	268.7	225.6	238.3	68.6	65.6	67.3	67.0	-0.10	-0.01	0.00
2006/11/24	10:08:00	420.4	388.9	289.9	243.7	224.3	261.6	417.3	-175.4	267.4	268.9	225.4	238.2	66.2	66.3	68.1	66.4	-0.10	-0.01	0.00
2006/11/24	10:09:00	419.3	388.0	289.9	243.2	224.2	261.8	416.7	-158.7	266.5	268.9	225.6	238.1	66.3	65.7	68.0	66.1	-0.10	-0.01	0.00
2006/11/24	10:10:00	418.3	387.1	289.9	242.9	222.9	261.8	416.0	-187.9	266.7	268.9	225.5	238.0	65.7	66.1	67.3	66.3	-0.10	-0.01	0.00
2006/11/24	10:11:00	417.4	386.8	289.8	242.5	223.3	261.7	415.1	-185.6	266.4	269.0	225.4	237.9	67.1	66.0	68.6	66.3	-0.10	-0.01	0.00
2006/11/24	10:12:00	416.5	385.8	289.9	242.2	223.4	261.9	414.5	-184.2	266.8	268.9	225.6	237.8	67.9	66.1	68.8	66.2	-0.10	-0.01	0.00
2006/11/24	10:13:00	415.5	385.1	289.9	242.2	222.8	261.9	413.9	-176.2	267.2	268.9	225.6	237.6	67.5	61.3	68.6	65.9	-0.10	-0.01	0.00
2006/11/24	10:14:00	414.5	384.5	289.9	241.4	222.0	261.7	413.1	-174.7	266.6	268.6	225.7	237.5	67.3	65.8	67.8	65.5	-0.10	-0.01	0.00
2006/11/24	10:15:00	413.4	383.7	289.8	241.1	221.9	260.9	412.3	166.2	266.4	268.4	225.6	237.4	67.3	65.0	67.9	66.0	-0.10	0.00	0.00
2006/11/24	10:16:00	412.4	383.3	289.7	241.4	221.8	260.9	411.6	-166.3	265.5	268.2	225.7	237.2	66.0	64.6	67.1	64.6	-0.10	0.00	0.00
2006/11/24	10:17:00	411.6	382.8	289.4	240.6	221.2	260.9	410.8	-213.4	264.9	267.9	225.7	237.2	65.3	63.7	65.6	63.5	-0.10	0.00	0.00
2006/11/24	10:18:00	410.5	381.8	289.4	240.1	221.3	261.1	410.1	-184.7	265.4	267.9	225.7	236.8	64.8	63.6	65.3	62.0	-0.10	0.00	0.00
2006/11/24	10:19:00	409.8	381.0	289.2	239.8	220.9	261.3	409.2	-177.4	265.6	267.9	225.6	236.7	66.0	64.1	64.8	64.0	-0.10	-0.01	0.00
2006/11/24	10:20:00	408.8	380.1	289.3	239.4	219.7	261.1	408.8	-169.2	265.5	267.9	225.4	236.5	65.8	63.7	65.1	64.4	-0.10	0.00	0.00
2006/11/24	10:21:00	408.1	379.8	289.2	239.3	219.5	261.3	408.1	-173.6	265.2	267.9	225.2	236.5	66.1	64.1	65.0	63.7	0.00	0.00	0.00
2006/11/24	10:22:00	407.3	379.1	289.2	238.8	219.5	261.4	407.6	-176.8	265.6	268.2	225.2	236.3	66.1	65.6	66.3	64.2	0.00	0.00	0.00
2006/11/24	10:23:00	406.6	378.7	289.3	238.7	219.7	261.4	407.0	-60.0	266.2	268.2	225.2	236.3	66.8	65.2	67.0	65.4	-0.10	0.00	0.00
2006/11/24	10:24:00	406.0	378.2	289.4	238.8	219.3	261.4	406.4	-124.9	266.3	268.2	225.5	236.3	67.1	64.8	67.6	65.9	-0.10	0.00	0.00
2006/11/24	10:25:00	405.3	377.4	289.3	238.1	219.0	261.3	405.6	-170.2	266.3	267.9	225.5	236.2	67.1	65.3	67.5	65.7	-0.10	-0.01	0.00
2006/11/24	10:26:00	404.3	376.9	289.2	237.5	219.1	261.4	404.9	-189.7	265.8	267.9	225.5	236.0	67.1	65.0	67.5	65.1	-0.10	-0.01	0.00
2006/11/24	10:27:00	403.5	376.1	289.2	237.3	218.5	261.4	404.1	-191.7	266.2	267.9	225.2	236.0	66.6	65.4	67.8	65.7	0.00	0.00	0.00
2006/11/24	10:28:00	402.6	375.3	289.0	237.0	218.2	261.1	403.3	-164.2	265.6	267.8	225.2	235.9	65.5	65.7	67.8	65.0	-0.10	0.00	0.00
2006/11/24	10:29:00	401.6	375.0	288.9	236.8	218.2	260.7	402.7	-169.0	265.6	267.9	225.0	235.7	65.7	65.4	67.2	65.5	-0.10	0.00	0.00
2006/11/24	10:30:00	401.1	374.2	289.0	236.8	216.7	261.3	402.1	-164.7	265.4	267.7	225.2	235.5	67.2	64.6	68.0	65.6	-0.10	0.00	0.00
2006/11/24	10:31:00	400.2	373.9	288.7	236.3	216.9	260.8	401.4	-108.0	265.6	267.7	225.0	235.4	66.6	65.8	67.0	65.7	-0.10	-0.01	0.00
2006/11/24	10:32:00	399.6	373.5	288.6	236.0	216.7	260.9	401.0	-172.9	265.3	267.7	224.8	235.2	66.6	65.5	67.3	65.6	-0.10	0.00	0.00
2006/11/24	10:33:00	398.9	372.6	288.5	235.7	217.2	260.6	400.0	201.5	265.7	267.8	224.7	235.2	66.3	65.9	67.3	65.8	-0.10	0.00	0.00
2006/11/24	10:34:00	398.1	372.1	288.4	235.2	217.0	260.7	399.5	35.5	265.3	267.6	224.8	235.1	66.2	65.4	67.5	65.5	-0.10	0.00	0.00
2006/11/24	10:35:00	397.1	371.5	288.5	235.0	217.0	260.7	398.8	-178.9	265.4	267.3	225.1	234.9	66.6	65.4	67.2	65.0	-0.10	0.00	0.00
2006/11/24	10:36:00	396.5	371.2	288.5	234.7	217.2	260.8	398.2	-77.0	265.4	267.3	224.9	234.7	66.8	66.0	67.9	65.3	-0.10	0.00	0.00
2006/11/24	10:37:00	395.8	370.6	288.2	234.4	215.9	260.8	397.5	204.5	265.0	267.1	224.8	234.6	67.2	65.3	67.6	65.8	-0.10	0.00	0.00
2006/11/24	10:38:00	395.1	370.1	288.3	234.4	215.7	260.4	397.0	-181.9	264.7	267.0	224.8	234.5	67.6	65.4	67.2	65.5	-0.10	0.00	0.00
2006/11/24	10:39:00	394.4	369.5	288.2	234.2	215.5	260.4	396.4	-184.0	264.9	267.1	224.6	234.2	66.2	65.7	66.8	65.0	-0.10	0.00	0.00
2006/11/24	10:40:00	393.6	368.8	288.0	233.9	215.5	260.0	395.6	-167.5	265.2	267.3	224.5	234.2	66.4	66.3	66.6	66.2	-0.10	-0.01	0.00
2006/11/24	10:41:00	392.8	368.3	288.0	233.4	215.4	260.1	394.9	-179.6	265.4	267.2	224.5	234.1	65.8	66.6	66.8	65.7	-0.10	-0.01	0.00
2006/11/24	10:42:00	392.1	367.8	287.8	233.3	214.5	259.8	394.4	-188.4	265.1	267.4	224.4	233.9	65.8	66.8	67.1	65.8	-0.10	0.00	0.00
2006/11/24	10:43:00	391.5	367.3	287.8	233.0	214.7	260.1	393.8	-178.7	265.1	267.4	224.4	233.9	66.4	66.8	66.6	66.6	-0.10	0.00	0.00
2006/11/24	10:44:00	390.8	366.8	287.8	232.9	214.7	260.2	393.3	-174.4	265.4	267.4	224.5	233.8	66.8	66.4	67.0	65.7	-0.10	0.00	0.00
2006/11/24	10:45:00	390.1	366.1	287.6	232.4	214.2	260.1	392.5	252.4	264.8	267.3	224.5	233.7	66.6	65.8	66.6	65.5	-0.10	-0.01	0.00
2006/11/24	10:46:00	389.7	365.8	287.6	232.2	214.7	260.2	392.1	261.4	264.8	267.2	224.5	233.6	66.0	65.5	66.3	66.0	0.00	0.00	0.00
2006/11/24	10:47:00	389.2	365.3	287.8	232.0	214.1	260.0	391.6	261.1	264.6	267.1	224.6	233.5	66.8	65.5	67.6	64.6	-0.10	0.00	0.00
2006/11/24	10:48:00	388.5	364.9	287.7	231.8															

Heat Decay Run

Date	Time	TC1	TC2	TC3	TC4	TC5	TC6	TC7	TC8	TC9	TC10	TC11	TC12	TC13	TC14	TC15	TC16	VDC	Amps	Watts
2006/11/24	10:50:00	387.3	364.3	287.6	231.3	212.8	260.5	389.8	265.9	264.9	267.0	224.4	233.2	66.8	67.0	67.1	66.0	-0.10	0.00	0.00
2006/11/24	10:51:00	386.3	363.5	287.3	231.1	212.8	260.0	389.3	267.0	264.7	266.9	224.4	233.1	66.4	65.2	67.3	65.5	-0.10	0.00	0.00
2006/11/24	10:52:00	385.7	363.0	287.3	231.1	213.0	259.8	388.8	259.9	264.3	266.9	224.5	233.0	66.8	65.1	68.0	65.6	0.00	0.00	0.00
2006/11/24	10:53:00	385.1	362.4	287.2	230.8	213.5	260.4	388.2	128.0	264.2	266.8	224.7	232.9	66.6	66.3	67.9	65.3	-0.10	0.00	0.00
2006/11/24	10:54:00	384.5	362.2	287.1	230.7	212.6	260.0	387.6	-175.9	264.8	267.0	224.2	232.8	66.0	66.1	66.6	65.7	-0.10	0.00	0.00
2006/11/24	10:55:00	383.8	361.8	287.1	230.3	212.0	259.8	387.1	169.3	264.4	267.0	224.2	232.7	66.6	65.8	67.1	64.8	-0.10	0.00	0.00
2006/11/24	10:56:00	383.1	361.0	287.0	230.0	212.7	260.0	386.6	169.3	264.0	266.7	224.5	232.5	66.2	66.2	67.3	65.0	-0.10	0.00	0.00
2006/11/24	10:57:00	382.6	360.8	286.8	229.8	212.3	259.6	385.8	-176.9	264.3	266.6	224.4	232.5	66.6	65.8	66.8	65.6	0.00	0.00	0.00
2006/11/24	10:58:00	381.9	360.6	286.7	229.7	211.1	259.9	385.4	-141.5	264.5	266.8	224.2	232.3	67.3	66.8	66.8	65.8	0.00	0.00	0.00
2006/11/24	10:59:00	381.4	359.8	286.8	229.5	212.2	259.7	385.0	-75.4	264.0	266.7	224.2	232.3	66.2	65.8	67.3	65.2	0.00	0.00	0.00
2006/11/24	11:00:00	380.7	359.5	286.8	229.6	211.6	259.7	384.5	-39.2	264.4	266.6	224.5	232.2	66.4	66.4	67.6	65.8	0.00	0.00	0.00
2006/11/24	11:01:00	380.4	358.9	286.7	229.0	210.4	259.9	383.9	-161.5	264.5	266.6	224.1	232.1	66.2	66.0	67.7	65.9	0.00	0.00	0.00
2006/11/24	11:02:00	379.8	358.4	286.5	228.8	211.0	259.4	383.3	-163.9	263.9	266.4	224.0	231.9	65.8	65.9	67.3	65.7	-0.10	0.00	0.00
2006/11/24	11:03:00	379.3	357.8	286.2	228.2	210.7	259.2	382.6	-53.9	263.5	266.1	224.2	231.8	66.8	66.4	67.8	65.8	-0.10	0.00	0.00
2006/11/24	11:04:00	378.8	357.4	286.4	228.3	210.0	259.2	382.1	-93.0	263.7	266.0	224.3	231.7	67.8	66.8	67.9	66.1	-0.10	0.00	0.00
2006/11/24	11:05:00	378.3	357.3	286.3	228.2	209.6	259.2	381.5	-71.4	263.4	266.0	224.0	231.6	66.6	65.9	67.7	66.3	-0.10	0.00	0.00
2006/11/24	11:06:00	377.7	357.0	286.2	227.7	209.7	259.2	381.0	-35.0	263.8	266.2	223.8	231.5	66.8	65.1	66.6	65.2	-0.10	0.00	0.00
2006/11/24	11:07:00	377.0	356.5	286.2	227.5	209.8	259.0	380.5	66.8	263.4	266.1	223.8	231.3	66.6	65.7	66.6	65.3	-0.10	0.00	0.00
2006/11/24	11:08:00	376.6	355.7	286.2	227.5	208.7	258.4	380.1	51.7	263.7	266.0	223.8	231.2	66.6	65.8	66.8	65.8	-0.10	0.00	0.00
2006/11/24	11:09:00	375.9	355.7	285.9	227.2	208.2	258.7	379.4	68.6	263.4	266.1	223.7	231.1	68.2	66.4	67.1	65.6	-0.10	0.00	0.00
2006/11/24	11:10:00	375.3	355.1	285.9	227.2	208.6	258.6	379.0	57.6	263.4	266.1	223.7	231.0	66.8	66.6	67.5	65.7	0.00	0.00	0.00
2006/11/24	11:11:00	374.8	354.6	285.7	227.0	208.6	259.0	378.5	16.4	263.4	266.1	223.6	230.9	66.4	67.3	68.0	66.6	-0.10	0.00	0.00
2006/11/24	11:12:00	374.4	354.4	285.9	226.7	208.6	258.6	378.1	120.4	263.7	266.2	223.7	230.8	66.6	67.3	66.8	65.9	0.00	0.00	0.00
2006/11/24	11:13:00	373.9	354.2	285.9	226.7	208.7	258.5	377.7	-45.8	262.9	266.2	223.7	230.8	67.0	66.3	67.0	66.4	-0.10	0.00	0.00
2006/11/24	11:14:00	373.3	353.4	285.7	226.7	208.9	258.9	377.3	-128.0	263.2	266.2	223.8	230.7	67.1	66.2	67.8	66.6	-0.10	0.00	0.00
2006/11/24	11:15:00	372.9	353.3	285.7	226.5	208.6	258.9	376.8	98.3	263.4	266.2	223.9	230.6	67.2	66.6	67.7	65.8	-0.10	0.00	0.00
2006/11/24	11:16:00	372.4	352.8	285.9	226.5	207.9	258.7	376.6	-317.8	263.7	266.3	223.7	230.7	66.3	67.3	66.8	66.4	-0.10	0.00	0.00
2006/11/24	11:17:00	372.0	352.7	285.7	226.2	208.0	258.6	376.1	-280.6	263.7	266.5	223.6	230.6	67.0	67.2	66.6	66.3	-0.10	-0.01	0.00
2006/11/24	11:18:00	371.6	352.3	285.7	226.0	208.7	259.2	375.8	-338.2	262.9	266.3	223.6	230.5	67.2	65.3	67.2	65.6	0.00	0.00	0.00
2006/11/24	11:19:00	371.0	351.7	285.6	226.1	209.3	258.4	375.2	-OVER	263.0	266.3	223.9	230.4	67.3	67.2	67.2	65.8	-0.10	-0.01	0.00
2006/11/24	11:20:00	370.3	351.3	285.7	225.7	208.1	258.8	374.7	149.9	263.7	266.4	223.6	230.3	66.4	67.8	67.8	67.0	-0.10	0.00	0.00
2006/11/24	11:21:00	369.7	351.2	285.6	225.7	207.0	258.7	374.1	134.8	263.4	266.5	223.6	230.2	66.4	67.3	67.9	67.3	-0.10	0.00	0.00
2006/11/24	11:22:00	369.2	351.3	285.4	225.2	207.9	258.6	373.6	-OVER	263.4	266.4	223.6	230.1	66.6	67.3	67.5	66.6	-0.10	-0.01	0.00
2006/11/24	11:23:00	368.8	350.4	285.2	224.9	207.7	258.9	373.1	-105.5	263.7	266.3	223.5	230.0	65.6	67.7	67.9	65.9	-0.10	0.00	0.00
2006/11/24	11:24:00	368.3	349.9	285.4	225.0	208.5	258.2	372.7	49.0	263.7	266.5	223.5	229.8	65.9	67.7	68.0	66.6	-0.10	0.00	0.00
2006/11/24	11:25:00	367.8	349.5	285.4	224.7	208.2	258.2	372.3	-119.6	263.5	266.6	223.4	229.8	67.0	68.1	68.2	67.3	-0.10	-0.01	0.00
2006/11/24	11:26:00	367.3	349.3	285.2	224.6	207.0	258.4	371.8	147.0	263.2	266.4	223.4	229.6	66.4	67.1	66.6	66.6	0.00	-0.01	0.00
2006/11/24	11:27:00	366.9	349.3	285.2	224.4	207.3	258.0	371.3	98.4	263.8	266.3	223.3	229.6	67.3	67.8	67.9	67.0	-0.10	0.00	0.00
2006/11/24	11:28:00	366.5	348.6	285.2	224.5	207.5	258.3	371.0	-OVER	263.0	266.4	223.3	229.5	67.9	67.5	67.9	67.3	0.00	-0.01	0.00
2006/11/24	11:29:00	366.1	348.1	284.9	224.1	206.9	258.2	370.5	74.2	263.4	266.3	223.5	229.5	67.3	67.3	68.0	67.6	-0.10	-0.01	0.00
2006/11/24	11:30:00	365.7	347.6	285.2	224.0	206.8	258.2	370.0	157.3	263.0	266.3	223.3	229.3	67.0	67.2	68.1	67.3	-0.10	-0.01	0.00
2006/11/24	11:31:00	365.3	347.4	285.1	224.0	207.3	258.0	369.8	-161.5	263.4	266.3	223.3	229.3	67.1	67.2	67.3	66.8	0.00	0.00	0.00
2006/11/24	11:32:00	364.8	347.4	284.9	223.8	206.5	258.2	369.3	-3.8	262.9	266.3	223.3	229.2	68.0	67.6	67.6	66.8	-0.10	0.00	0.00
2006/11/24	11:33:00	364.3	346.9	284.9	223.6	206.0	258.0	368.8	49.4	263.4	266.3	223.3	229.2	67.7	66.8	67.7	66.8	-0.10	0.00	0.00
2006/11/24	11:34:00	363.8	346.7	284.7	223.5	206.3	257.8	368.5	101.2	262.6	265.9	223.4	229.2	68.3	67.1	68.8	67.0	-0.10	0.00	0.00
2006/11/24	11:35:00	363.6	346.1	284.6	223.3	206.3	258.0	367.8	149.4	262.7	266.0	223.3	229.0	67.1	67.7	68.4	67.8	-0.10	0.00	0.00
2006/11/24	11:36:00	363.2	345.8	284.6	223.1	205.5	257.7	367.5	0.0	262.4	265.9	223.3	229.0	66.2	67.0	66.6	67.6	0.00	0.00	0.00
2006/11/24	11:37:00	362.5	345.4	284.7	223.1	205.3	257.9	367.0	140.2	262.4	265.7	223.5	228.8	70.8	66.3	66.4	67.0	0.00	0.00	0.00
2006/11/24	11:38:00	362.1	345.3	284.7	223.1	205.5	257.7	366.5	178.5	262.6	265.5	223.5	228.7	68.6	66.8	67.1	66.8	0.00	0.00	0.00
2006/11/24	11:39:00	361.6	344.8	284.4	222.8	205.2	258.2	366.2	192.2	262.7	265.6	223.4	228.8	67.9	67.6	68.8	67.1	0.00	0.00	0.00
2006/11/24	11:40:00	361.3	344.5	284.4	222.7	205.3	258.0	365.7	230.4	261.7	265.5	223.3	228.7	67.7	68.2	68.8	66.6	0.00	0.00	0.00
2006/11/24	11:41:00	360.8	343.9	284.4	222.6	205.0	257.9	365.3	236.7	262.1	265.6	223.1	228.5	68.2	68.4	68.6	67.7	0.00	0.00	0.00
2006/11/24	11:42:00	360.5	343.7	284.4	222.3	205.5	257.8	364.9	240.4	262.7	265.8	223.0	228.5	67.5	67.5	68.4	67.9	0.00	0.00	0.00
2006/11/24	11:43:00	360.0	343.5	284.2	222.1	205.5	257.7	364.5	241.9	262.4	265.5	223.2	228.3	68.6	67.6	68.4	67.0	-0.10	0.00	0.00
2006/11/24	11:44:00	359.6	343.1	284.2	221.9	205.3	257.7	364.0	242.5	262.2	265.6	222.9	228.2	67.5	68.0	68.6	68.2	-0.10	0.00	0.00
2006/11/24	11:45:00	359.0	342.9	284.2	221.8	204.1	257.9	363.7	244.6	262.4	265.7	222.9	228.2	67.3	68.1	68.6	67.3	0.00	0.00	0.00
2006/11/24	11:46:00	358.6	342.4	283.9	221.6	204.0	257.2	36												

Heat Decay Run

Date	Time	TC1	TC2	TC3	TC4	TC5	TC6	TC7	TC8	TC9	TC10	TC11	TC12	TC13	TC14	TC15	TC16	VDC	Amps	Watts
2006/11/24	11:48:00	357.8	341.6	284.1	221.3	204.3	256.9	362.3	233.0	261.9	265.5	222.9	227.9	66.6	67.8	67.5	67.6	-0.10	-0.01	0.00
2006/11/24	11:49:00	357.3	341.4	283.7	221.3	204.0	257.0	361.9	241.9	261.9	265.4	222.8	227.7	66.8	67.5	67.7	67.3	-0.10	-0.01	0.00
2006/11/24	11:50:00	356.8	341.3	283.7	221.1	203.1	256.9	361.4	231.8	261.9	265.2	222.7	227.7	67.3	67.7	67.3	67.5	-0.10	-0.01	0.00
2006/11/24	11:51:00	356.3	340.7	283.6	220.7	204.3	256.4	361.0	237.6	261.9	265.2	222.9	227.7	67.1	67.7	67.1	68.0	-0.10	-0.01	0.00
2006/11/24	11:52:00	356.0	340.5	283.6	220.9	203.6	256.7	360.8	242.1	261.9	264.9	222.9	227.5	69.0	67.9	67.0	67.8	-0.10	-0.01	0.00
2006/11/24	11:53:00	355.8	340.3	283.3	220.7	203.7	256.9	360.3	228.5	261.4	264.8	222.9	227.5	69.7	68.0	66.8	66.8	-0.10	-0.01	0.00
2006/11/24	11:54:00	355.3	339.9	283.3	220.5	202.5	256.7	359.8	233.0	261.2	264.7	222.5	227.2	67.2	68.2	67.9	67.1	-0.10	-0.01	0.00
2006/11/24	11:55:00	354.8	339.5	283.4	220.5	202.5	256.7	359.5	244.0	260.9	265.0	222.4	227.2	66.4	68.0	67.9	67.5	-0.10	-0.01	0.00
2006/11/24	11:56:00	354.6	338.9	283.2	220.1	202.5	256.4	358.9	240.8	261.3	264.7	222.4	227.0	66.8	67.5	67.7	67.6	-0.10	-0.01	0.00
2006/11/24	11:57:00	353.9	338.9	283.0	219.8	202.2	256.2	358.5	238.9	261.2	264.7	222.3	227.0	67.0	67.3	67.1	66.4	-0.10	-0.01	0.00
2006/11/24	11:58:00	353.4	338.6	283.1	219.7	202.5	256.4	358.2	235.0	260.9	264.6	222.5	226.7	68.2	66.8	67.0	66.4	-0.10	-0.01	0.00
2006/11/24	11:59:00	353.1	338.4	282.8	219.6	203.0	256.5	357.6	227.7	260.9	264.5	222.5	226.7	67.3	66.4	67.7	67.2	-0.10	-0.01	0.00
2006/11/24	12:00:00	352.8	338.3	282.8	219.3	203.0	256.2	357.3	223.7	260.1	264.2	222.6	226.7	67.6	66.1	67.9	66.1	-0.10	-0.01	0.00
2006/11/24	12:01:00	352.4	337.9	282.6	219.2	202.2	256.1	356.8	230.2	260.5	263.8	222.5	226.5	66.6	66.4	67.2	65.5	-0.10	-0.01	0.00
2006/11/24	12:02:00	352.0	336.9	282.5	219.2	202.2	256.2	356.5	230.0	260.1	263.7	222.5	226.4	66.8	65.9	66.8	65.6	-0.10	-0.01	0.00
2006/11/24	12:03:00	351.7	336.7	282.4	219.0	201.7	255.7	356.0	231.7	260.5	263.5	222.4	226.2	67.0	65.9	67.2	65.8	-0.10	-0.01	0.00
2006/11/24	12:04:00	351.2	336.5	282.4	219.0	201.7	255.7	355.6	228.5	260.2	263.7	222.3	226.2	67.8	66.3	67.2	67.0	-0.10	-0.01	0.00
2006/11/24	12:05:00	350.9	336.5	282.2	218.3	201.5	255.9	355.3	231.6	260.5	263.7	222.2	226.2	67.2	67.3	68.2	67.1	-0.10	-0.01	0.00
2006/11/24	12:06:00	350.6	335.9	282.2	218.2	201.3	255.4	354.8	232.8	260.5	263.7	222.2	226.2	66.6	67.9	68.0	67.0	-0.10	-0.01	0.00
2006/11/24	12:07:00	349.9	335.9	282.0	218.3	201.2	255.2	354.4	229.5	260.8	263.7	222.1	226.1	66.2	67.7	67.6	66.8	-0.10	-0.01	0.00
2006/11/24	12:08:00	349.6	335.6	282.0	218.3	200.5	255.4	354.2	240.0	260.5	263.9	221.9	226.0	66.4	67.5	67.7	67.3	-0.10	-0.01	0.00
2006/11/24	12:09:00	349.1	335.5	282.0	218.0	201.0	255.4	353.8	242.2	260.5	263.7	221.8	225.7	67.2	66.8	67.1	67.1	-0.10	-0.01	0.00
2006/11/24	12:10:00	348.8	334.6	281.9	217.8	201.5	255.4	353.4	244.9	259.6	263.4	222.1	225.7	67.3	66.6	68.1	66.6	-0.10	-0.01	0.00
2006/11/24	12:11:00	348.4	334.6	281.8	217.8	200.7	255.4	353.1	245.8	259.9	263.5	221.9	225.7	67.3	68.3	68.3	66.6	-0.10	-0.01	0.00
2006/11/24	12:12:00	348.0	334.4	281.7	217.7	200.5	255.3	352.8	238.8	260.6	263.7	221.7	225.6	67.3	68.2	67.7	67.9	-0.10	-0.01	0.00
2006/11/24	12:13:00	347.7	334.0	281.8	217.5	200.0	255.4	352.3	241.4	260.0	263.8	221.6	225.5	65.9	67.8	67.1	68.1	-0.10	-0.01	0.00
2006/11/24	12:14:00	347.2	333.8	281.2	217.5	200.8	254.9	351.9	238.4	260.1	263.5	221.6	225.4	68.4	67.3	67.2	68.1	-0.10	-0.01	0.00
2006/11/24	12:15:00	346.9	333.3	281.5	217.2	201.2	254.9	351.6	238.1	259.8	263.4	221.6	225.2	68.6	67.3	67.9	67.9	-0.10	-0.01	0.00
2006/11/24	12:16:00	346.6	332.7	281.5	217.3	199.8	255.1	351.2	238.6	259.9	263.5	221.5	225.2	67.3	68.3	68.6	68.0	-0.10	-0.01	0.00
2006/11/24	12:17:00	346.4	332.6	281.3	216.9	199.7	254.8	350.7	240.0	259.9	263.4	221.5	225.1	67.7	68.3	68.4	67.3	-0.10	-0.01	0.00
2006/11/24	12:18:00	345.9	332.3	281.2	216.7	200.7	254.6	350.4	240.0	260.0	263.4	221.4	225.1	66.8	68.1	68.0	67.6	-0.10	-0.01	0.00
2006/11/24	12:19:00	345.6	332.0	281.2	216.7	199.5	254.7	350.1	239.3	259.5	263.4	221.4	225.0	67.0	68.2	68.1	68.0	-0.10	-0.01	0.00
2006/11/24	12:20:00	345.3	331.9	280.9	216.7	200.0	254.9	349.6	244.2	259.0	263.0	221.4	224.9	67.5	67.3	68.0	67.0	-0.10	-0.01	0.00
2006/11/24	12:21:00	344.9	331.4	280.9	216.0	199.2	254.7	349.3	238.1	258.9	263.2	221.3	224.8	67.6	67.5	68.8	66.6	-0.10	-0.01	0.00
2006/11/24	12:22:00	344.5	331.4	280.9	216.2	200.5	254.4	349.0	238.2	258.9	263.2	221.2	224.6	67.5	67.5	68.3	67.7	-0.10	-0.01	0.00
2006/11/24	12:23:00	344.2	331.1	280.7	216.0	200.2	254.4	348.5	233.2	259.1	262.9	221.1	224.5	67.3	67.8	68.6	67.3	-0.10	-0.01	0.00
2006/11/24	12:24:00	343.7	330.8	280.5	216.2	200.0	254.1	348.1	193.7	259.4	262.9	221.0	224.5	67.5	68.3	68.3	67.3	-0.10	-0.01	0.00
2006/11/24	12:25:00	343.2	330.4	280.5	215.7	200.0	254.2	347.8	238.1	259.4	262.9	221.0	224.3	67.6	68.0	68.3	67.3	-0.10	-0.01	0.00
2006/11/24	12:26:00	342.9	330.1	280.7	215.5	198.4	254.3	347.4	236.9	259.3	262.7	221.0	224.3	66.6	68.1	67.7	67.8	-0.10	-0.01	0.00
2006/11/24	12:27:00	342.6	329.7	280.4	215.5	198.4	253.8	347.1	226.2	259.2	262.4	221.1	224.2	67.1	68.6	67.1	67.8	-0.10	-0.01	0.00
2006/11/24	12:28:00	342.4	329.4	280.4	215.4	198.8	253.7	346.9	238.9	258.2	262.4	221.0	224.2	68.6	68.0	67.7	67.6	-0.10	-0.01	0.00
2006/11/24	12:29:00	341.9	329.2	280.2	215.5	199.0	253.7	346.4	237.0	258.4	262.2	220.9	224.0	67.7	68.1	68.8	67.7	-0.10	-0.01	0.00
2006/11/24	12:30:00	341.5	329.1	280.2	215.4	199.5	253.7	346.1	237.4	258.3	262.6	221.0	224.0	68.8	67.9	68.4	68.4	-0.10	-0.01	0.00
2006/11/24	12:31:00	341.2	329.3	280.1	215.2	199.5	253.5	345.6	233.4	258.3	262.4	220.8	223.9	67.5	68.6	68.6	68.6	-0.10	-0.01	0.00
2006/11/24	12:32:00	341.0	328.5	279.9	215.0	198.5	253.7	345.4	231.8	258.7	262.4	220.9	223.9	67.6	67.5	68.2	67.6	-0.10	-0.01	0.00
2006/11/24	12:33:00	340.6	328.1	279.7	214.6	198.0	253.9	345.0	233.5	258.2	262.4	220.6	223.8	67.1	67.9	68.0	67.8	-0.10	-0.01	0.00
2006/11/24	12:34:00	340.3	327.9	279.7	214.7	197.9	253.1	344.7	237.5	258.2	262.2	220.7	223.8	67.8	68.0	67.8	68.0	-0.10	-0.01	0.00
2006/11/24	12:35:00	339.9	327.9	279.7	214.4	198.0	253.2	344.4	234.6	258.2	262.2	220.6	223.6	67.7	68.6	68.6	67.5	-0.10	-0.01	0.00
2006/11/24	12:36:00	339.5	327.6	279.4	214.6	198.2	253.2	343.9	234.5	258.0	262.1	220.6	223.5	68.2	68.0	68.8	67.3	-0.10	-0.01	0.00
2006/11/24	12:37:00	339.1	327.6	279.6	214.4	198.7	253.1	343.6	234.7	258.0	262.2	220.6	223.5	67.5	68.6	68.6	67.9	-0.10	-0.01	0.00
2006/11/24	12:38:00	338.9	327.1	279.6	214.2	197.7	253.1	343.2	235.2	257.8	261.9	220.5	223.3	67.1	68.3	68.4	67.7	-0.10	-0.01	0.00
2006/11/24	12:39:00	338.6	326.7	279.4	214.2	198.0	252.5	342.9	245.1	258.3	262.1	220.5	223.3	67.5	68.6	68.1	68.1	-0.10	-0.01	0.00
2006/11/24	12:40:00	338.1	326.6	279.4	214.2	198.0	252.9	342.6	236.2	258.2	262.2	220.5	223.2	67.3	68.6	68.6	68.0	-0.10	-0.01	0.00
2006/11/24	12:41:00	338.0	326.3	279.4	214.1	197.9	253.2	342.4	233.6	257.7	262.1	220.5	223.2	67.3	68.1	68.1	68.1	-0.10	-0.01	0.00
2006/11/24	12:42:00	337.5	326.3	279.4	214.0	197.2	252.6	342.1	233.7	257.4	261.7	220.5	223.1	66.0	68.1	67.6	67.8	-0.10	-0.01	0.00
2006/11/24	12:43:00	337.2	325.6	279.3	213.7	197.5	252.4	341.6	234.9	258.0	261.6	220.5	223.0	67.8	68.1	67.6	67.7	-0.10	-0.01	0.00
2006/11/24	12:44:00	336.9	325.5	279.2																

Heat Decay Run

Radioactive Material Transport Packaging System Safety Analysis Report
for Model AOS-025, AOS-050, and AOS-100 Transport Packages, Rev. G, July 27, 2012 (Docket No. 71-9316)

3-683

Date	Time	TC1	TC2	TC3	TC4	TC5	TC6	TC7	TC8	TC9	TC10	TC11	TC12	TC13	TC14	TC15	TC16	VDC	Amps	Watts
2006/11/24	12:46:00	336.1	324.7	278.8	213.5	197.4	252.1	340.6	239.8	257.2	261.6	220.2	222.8	67.3	69.0	68.3	68.1	-0.10	-0.01	0.00
2006/11/24	12:47:00	335.7	324.7	278.8	213.2	197.4	252.2	340.3	232.6	257.8	261.4	220.1	222.7	66.6	68.3	67.8	68.1	-0.10	0.00	0.00
2006/11/24	12:48:00	335.4	324.6	278.7	213.0	197.5	251.8	340.0	232.4	257.4	261.2	220.3	222.7	66.8	67.8	67.1	68.1	-0.10	0.00	0.00
2006/11/24	12:49:00	335.1	324.1	278.3	213.1	198.2	252.0	339.7	233.0	257.0	261.1	220.2	222.6	69.3	69.1	68.3	68.0	-0.10	-0.01	0.00
2006/11/24	12:50:00	334.9	323.9	278.5	213.0	197.7	252.1	339.4	230.5	257.0	261.3	220.0	222.5	67.8	69.1	68.3	69.0	-0.10	-0.01	0.00
2006/11/24	12:51:00	334.4	324.1	278.5	213.0	196.9	252.1	339.1	232.3	256.9	260.9	220.0	222.5	66.4	69.0	68.0	68.6	-0.10	-0.01	0.00
2006/11/24	12:52:00	334.1	323.4	278.3	213.0	196.9	251.7	338.8	230.2	257.2	260.9	220.0	222.4	67.7	68.8	67.8	68.6	-0.10	-0.01	0.00
2006/11/24	12:53:00	333.9	323.1	278.3	212.7	196.7	251.6	338.4	239.1	256.9	260.9	220.0	222.3	67.1	67.5	67.9	68.0	-0.10	-0.01	0.00
2006/11/24	12:54:00	333.7	322.9	278.2	212.6	197.5	251.6	338.1	229.8	256.4	260.7	220.2	222.2	68.2	67.5	68.3	67.2	-0.10	0.00	0.00
2006/11/24	12:55:00	333.4	322.6	278.0	212.4	197.0	251.6	337.6	230.1	256.9	260.6	220.0	222.1	68.1	68.4	68.6	67.5	-0.10	0.00	0.00
2006/11/24	12:56:00	333.0	322.4	278.1	212.3	196.7	251.2	337.5	228.8	256.7	260.6	220.0	222.0	68.6	69.1	68.6	68.6	-0.10	-0.01	0.00
2006/11/24	12:57:00	332.7	322.1	277.8	212.2	196.7	251.2	337.2	228.2	256.2	260.6	220.0	221.9	68.8	68.8	68.6	68.2	-0.10	0.00	0.00
2006/11/24	12:58:00	332.3	322.0	277.7	212.1	195.5	251.4	336.8	229.0	256.7	260.6	219.6	221.8	67.6	69.0	69.0	68.3	-0.10	0.00	0.00
2006/11/24	12:59:00	332.0	321.6	277.6	212.0	195.7	251.2	336.4	229.0	256.2	260.4	219.6	221.7	67.5	67.8	68.6	67.6	-0.10	-0.01	0.00
2006/11/24	13:00:00	331.9	321.1	277.6	211.9	195.5	251.3	336.2	228.5	256.2	260.4	219.6	221.6	67.9	68.2	68.0	67.3	-0.10	-0.01	0.00
2006/11/24	13:01:00	331.5	321.0	277.5	211.7	195.2	251.2	335.9	228.7	255.9	260.2	219.5	221.6	67.3	67.8	68.1	68.4	-0.10	-0.01	0.00
2006/11/24	13:02:00	331.1	321.2	277.4	211.7	196.0	250.4	335.6	229.3	256.5	260.2	219.5	221.5	67.1	66.8	68.2	67.9	-0.10	-0.01	0.00
2006/11/24	13:03:00	330.9	321.0	277.3	211.6	195.9	250.8	335.2	229.0	256.1	260.1	219.3	221.4	66.8	68.1	67.9	68.1	-0.10	-0.01	0.00
2006/11/24	13:04:00	330.6	320.4	277.1	211.4	196.2	250.7	334.9	230.2	255.7	260.1	219.3	221.3	67.5	67.7	68.4	68.0	-0.10	-0.01	0.00
2006/11/24	13:05:00	330.1	320.3	277.0	211.3	196.2	250.4	334.6	228.5	255.9	260.1	219.3	221.3	67.3	67.6	68.6	68.0	-0.10	-0.01	0.00
2006/11/24	13:06:00	330.0	319.8	277.0	211.3	196.2	250.4	334.3	228.5	255.9	260.1	219.3	221.2	68.4	66.3	68.2	68.6	-0.10	-0.01	0.00
2006/11/24	13:07:00	329.7	319.4	276.9	211.1	195.9	250.4	334.0	228.3	255.9	259.9	219.3	221.1	68.1	67.9	69.1	68.0	-0.10	-0.01	0.00
2006/11/24	13:08:00	329.6	319.2	276.9	210.9	196.2	250.2	333.8	228.2	255.7	259.9	219.0	220.8	67.6	68.8	68.8	67.9	-0.10	-0.01	0.00
2006/11/24	13:09:00	329.3	319.2	276.6	210.7	195.2	250.2	333.5	228.7	254.9	259.8	219.1	220.7	67.8	68.8	68.3	68.3	-0.10	-0.01	0.00
2006/11/24	13:10:00	328.9	319.2	276.5	210.7	195.5	250.2	333.0	224.0	255.2	259.6	219.0	220.7	67.6	67.2	67.6	68.1	-0.10	-0.01	0.00
2006/11/24	13:11:00	328.6	318.9	276.4	210.4	195.2	249.9	332.8	223.0	255.1	259.5	218.7	220.5	68.0	67.2	67.8	67.3	-0.10	-0.01	0.00
2006/11/24	13:12:00	328.3	318.1	276.4	210.3	195.2	250.4	332.5	222.8	255.3	259.8	218.8	220.5	67.3	68.6	69.3	68.6	-0.10	-0.01	0.00
2006/11/24	13:13:00	328.0	318.1	275.9	210.3	195.4	250.0	332.2	209.5	254.6	259.4	219.0	220.5	68.6	68.2	68.3	67.2	-0.10	-0.01	0.00
2006/11/24	13:14:00	327.9	317.9	276.2	210.3	195.7	249.9	331.9	210.0	254.5	259.3	219.0	220.5	68.8	68.0	68.8	67.1	-0.10	-0.01	0.00
2006/11/24	13:15:00	327.4	317.9	276.2	210.2	194.4	249.7	331.6	214.6	255.6	259.4	218.8	220.3	66.8	68.3	68.6	68.3	-0.10	-0.01	0.00
2006/11/24	13:16:00	327.1	317.9	276.0	210.3	194.0	249.4	331.4	212.9	254.3	259.0	218.7	220.2	65.9	68.3	68.1	68.1	-0.10	-0.01	0.00
2006/11/24	13:17:00	326.9	317.5	275.7	210.2	194.7	249.9	331.1	210.3	254.3	259.3	218.7	220.1	68.6	68.1	68.6	68.0	-0.10	-0.01	0.00
2006/11/24	13:18:00	326.4	317.5	275.7	210.2	195.2	249.7	330.8	208.9	254.7	259.1	218.7	220.0	68.8	68.3	69.3	68.4	-0.10	-0.01	0.00
2006/11/24	13:19:00	326.1	316.9	275.7	210.2	194.5	249.1	330.4	209.7	254.5	259.1	218.7	220.0	67.6	68.1	69.0	68.1	-0.10	-0.01	0.00
2006/11/24	13:20:00	325.6	317.4	275.7	210.0	193.7	249.2	330.1	211.6	254.7	258.9	218.5	220.0	67.1	68.6	67.6	68.4	-0.10	-0.01	0.00
2006/11/24	13:21:00	325.2	316.6	275.7	209.8	194.9	249.1	329.8	212.2	254.5	258.8	218.5	219.8	68.4	68.8	67.7	67.8	-0.10	-0.01	0.00
2006/11/24	13:22:00	324.9	316.5	275.2	209.5	194.9	249.4	329.6	188.9	253.7	258.7	218.5	219.8	68.1	68.8	68.3	67.6	-0.10	-0.01	0.00
2006/11/24	13:23:00	324.7	316.1	275.2	209.4	194.2	249.4	329.4	196.9	254.4	258.8	218.5	219.7	68.0	68.8	69.0	67.8	-0.10	-0.01	0.00
2006/11/24	13:24:00	324.6	316.0	275.2	209.4	194.4	248.7	329.0	195.2	254.0	258.7	218.5	219.7	68.6	68.6	68.6	68.4	-0.10	-0.01	0.00
2006/11/24	13:25:00	324.4	315.6	275.2	209.2	194.7	249.2	328.8	200.2	254.1	258.4	218.5	219.6	68.6	67.7	68.6	68.1	-0.10	-0.01	0.00
2006/11/24	13:26:00	324.2	315.5	275.0	209.2	194.5	248.9	328.4	195.2	254.2	258.5	218.5	219.5	69.0	68.8	69.1	67.6	-0.10	-0.01	0.00
2006/11/24	13:27:00	323.8	315.3	275.0	209.1	194.2	248.9	328.2	219.6	253.6	258.4	218.2	219.5	68.6	67.8	69.0	68.0	-0.10	-0.01	0.00
2006/11/24	13:28:00	323.4	315.5	274.9	209.0	193.2	248.7	327.9	205.3	253.7	258.2	218.2	219.5	68.0	68.0	68.8	67.7	-0.10	-0.01	0.00
2006/11/24	13:29:00	323.2	314.6	274.9	208.9	193.7	248.7	327.6	205.3	253.0	258.2	218.2	219.3	67.3	67.3	68.1	67.3	-0.10	-0.01	0.00
2006/11/24	13:30:00	323.1	314.9	274.7	208.9	193.2	248.7	327.4	167.7	253.1	257.8	218.2	219.2	67.6	68.0	69.1	67.1	-0.10	-0.01	0.00
2006/11/24	13:31:00	322.9	314.1	274.7	208.8	194.5	248.6	327.1	179.2	253.3	258.0	218.0	219.1	67.5	69.1	69.1	68.6	-0.10	-0.01	0.00
2006/11/24	13:32:00	322.6	313.9	274.4	208.6	193.7	248.3	326.9	166.2	253.4	257.8	217.7	219.0	67.6	68.4	68.4	67.6	-0.10	-0.01	0.00
2006/11/24	13:33:00	322.3	313.9	274.4	208.4	193.5	248.4	326.6	162.9	253.2	257.7	217.7	219.0	68.3	68.8	68.8	67.6	-0.10	-0.01	0.00
2006/11/24	13:34:00	322.0	313.8	274.4	208.4	193.5	248.3	326.3	157.5	253.1	257.9	217.7	218.8	67.6	69.1	69.3	69.0	-0.10	-0.01	0.00
2006/11/24	13:35:00	321.6	313.6	274.2	208.2	192.7	248.4	325.8	101.4	253.0	257.7	217.7	218.8	67.6	68.8	68.6	67.7	-0.10	-0.01	0.00
2006/11/24	13:36:00	321.4	313.6	274.2	208.3	192.5	247.9	325.6	59.5	252.9	257.7	217.5	218.7	68.2	69.0	68.2	67.7	-0.10	-0.01	0.00
2006/11/24	13:37:00	321.1	313.1	274.1	207.9	193.2	247.6	325.5	58.4	252.9	257.4	217.5	218.7	67.8	67.1	68.6	67.6	-0.10	-0.01	0.00
2006/11/24	13:38:00	320.9	312.5	273.7	208.2	193.2	247.9	325.2	114.1	252.8	257.4	217.5	218.5	68.0	67.2	69.3	67.3	-0.10	-0.01	0.00
2006/11/24	13:39:00	320.6	312.3	273.9	207.9	193.0	247.7	324.8	73.3	253.1	257.2	217.7	218.5	67.6	67.2	69.0	67.2	-0.10	-0.01	0.00
2006/11/24	13:40:00	320.5	312.3	273.9	208.0	192.7	247.3	324.6	73.5	252.2	257.2	217.3	218.5	67.6	68.4	69.1	67.5	-0.10	-0.01	0.00
2006/11/24	13:41:00	320.3	311.8	273.7	207.6	192.7	247.6	324.3	80.8	252.5	257.0	217.3	2							

Heat Decay Run

Date	Time	TC1	TC2	TC3	TC4	TC5	TC6	TC7	TC8	TC9	TC10	TC11	TC12	TC13	TC14	TC15	TC16	VDC	Amps	Watts
2006/11/24	13:44:00	319.4	311.6	273.2	207.5	192.7	247.5	323.4	146.5	251.8	256.9	217.2	218.2	68.3	67.5	69.1	67.3	-0.10	-0.01	0.00
2006/11/24	13:45:00	319.0	311.3	273.3	207.1	192.2	247.5	323.1	119.6	252.3	256.9	217.2	218.0	68.1	67.5	69.1	67.6	-0.10	-0.01	0.00
2006/11/24	13:46:00	318.7	310.8	273.1	207.4	192.7	247.2	322.9	100.9	252.2	257.0	217.0	218.0	67.7	69.0	69.3	69.0	-0.10	-0.01	0.00
2006/11/24	13:47:00	318.4	311.1	273.0	207.2	192.2	246.8	322.6	28.9	251.2	256.7	217.2	217.8	68.8	68.3	68.3	67.7	-0.10	-0.01	0.00
2006/11/24	13:48:00	318.1	311.0	273.0	207.2	191.4	247.3	322.4	5.8	251.7	256.7	217.0	217.7	68.3	68.8	68.8	67.7	-0.10	-0.01	0.00
2006/11/24	13:49:00	317.8	310.5	273.0	206.9	191.2	246.7	322.1	9.3	251.4	256.4	216.7	217.7	67.8	68.8	68.6	68.8	-0.10	-0.01	0.00
2006/11/24	13:50:00	317.6	310.4	272.8	206.8	192.2	246.8	321.8	-27.6	251.9	256.4	216.7	217.5	68.3	68.2	68.8	68.1	-0.10	-0.01	0.00
2006/11/24	13:51:00	317.5	309.9	272.7	206.7	192.2	246.7	321.6	2.8	252.1	256.4	216.7	217.5	68.0	68.6	69.3	68.4	-0.10	-0.01	0.00
2006/11/24	13:52:00	317.1	309.6	272.5	206.5	192.7	246.6	321.3	35.3	251.6	256.4	216.5	217.3	68.1	68.3	69.3	68.6	-0.10	-0.01	0.00
2006/11/24	13:53:00	317.0	309.1	272.4	206.2	192.4	246.1	320.8	57.9	251.6	256.2	216.5	217.2	67.8	68.8	69.1	68.0	-0.10	-0.01	0.00
2006/11/24	13:54:00	316.6	309.6	272.1	206.2	192.2	246.2	320.6	55.5	251.5	256.1	216.5	217.2	67.7	68.4	69.3	67.7	-0.10	-0.01	0.00
2006/11/24	13:55:00	316.3	309.1	272.1	206.1	191.7	246.1	320.1	117.0	251.3	256.1	216.2	217.0	67.3	68.3	69.5	67.7	-0.10	-0.01	0.00
2006/11/24	13:56:00	315.9	308.6	271.8	206.0	190.7	245.8	319.8	-67.3	251.2	255.6	216.2	217.0	69.0	68.8	69.5	67.8	-0.10	-0.01	0.00
2006/11/24	13:57:00	315.5	308.4	271.8	205.8	191.2	246.0	319.6	-51.2	250.7	255.7	216.2	216.9	68.1	68.6	69.1	68.3	-0.10	-0.01	0.00
2006/11/24	13:58:00	315.3	308.1	271.6	205.7	191.5	245.9	319.2	-13.1	250.8	255.6	216.2	216.9	68.0	68.2	69.1	68.1	-0.10	-0.01	0.00
2006/11/24	13:59:00	315.2	308.1	271.6	205.5	190.7	245.4	319.1	-41.2	250.5	255.4	216.0	216.7	67.7	67.9	69.1	67.9	-0.10	-0.01	0.00
2006/11/24	14:00:00	315.0	307.6	271.4	205.5	191.2	245.6	318.9	-27.6	250.7	255.3	216.2	216.7	68.2	68.6	69.0	68.0	-0.10	-0.01	0.00
2006/11/24	14:01:00	314.9	307.3	271.3	205.1	191.2	245.4	318.4	90.3	250.4	255.3	216.2	216.5	68.6	68.8	69.0	68.1	-0.10	-0.01	0.00
2006/11/24	14:02:00	314.6	307.2	271.1	205.2	191.7	245.4	318.3	93.1	250.5	255.1	216.0	216.5	68.3	69.1	69.1	68.2	-0.10	-0.01	0.00
2006/11/24	14:03:00	314.4	306.7	271.1	205.1	191.7	245.3	318.1	12.1	249.9	255.1	215.7	216.4	68.3	68.6	69.1	68.1	-0.10	-0.01	0.00
2006/11/24	14:04:00	314.1	307.0	271.1	205.1	190.2	245.2	317.9	24.5	250.4	255.2	215.9	216.2	68.8	68.1	69.0	68.3	-0.10	-0.01	0.00
2006/11/24	14:05:00	313.8	307.1	271.0	205.2	190.7	245.3	317.6	31.0	250.5	255.2	215.5	216.2	68.2	68.1	68.6	68.3	-0.10	-0.01	0.00
2006/11/24	14:06:00	313.6	306.7	270.9	205.2	191.4	244.9	317.4	16.6	250.5	255.1	215.5	216.0	68.4	68.3	68.6	68.3	-0.10	-0.01	0.00
2006/11/24	14:07:00	313.1	306.5	270.7	205.0	191.5	244.5	317.1	25.4	249.9	254.9	215.5	216.0	68.2	68.0	69.1	68.6	-0.10	-0.01	0.00
2006/11/24	14:08:00	313.1	306.3	270.8	205.1	191.5	244.9	316.9	7.1	250.4	254.9	215.2	216.0	68.1	69.0	69.3	68.2	-0.10	-0.01	0.00
2006/11/24	14:09:00	313.1	305.7	270.8	205.0	191.9	244.9	316.7	24.1	250.0	254.9	215.4	216.0	68.4	68.8	69.7	68.2	-0.10	-0.01	0.00
2006/11/24	14:10:00	312.8	305.9	270.7	204.7	191.7	244.7	316.5	-47.1	249.9	255.1	215.4	216.0	68.4	69.3	69.0	69.0	-0.10	-0.01	0.00
2006/11/24	14:11:00	312.5	305.6	270.4	204.7	191.9	244.7	316.2	-102.9	249.7	254.9	215.2	216.0	68.8	69.1	69.1	68.8	-0.10	-0.01	0.00
2006/11/24	14:12:00	312.2	305.4	270.3	204.5	190.5	244.7	316.0	-91.1	249.9	254.7	215.2	215.7	68.6	68.3	69.6	68.3	-0.10	-0.01	0.00
2006/11/24	14:13:00	312.0	305.5	270.2	204.6	190.7	244.6	315.7	-153.5	249.7	254.7	215.2	215.5	68.1	68.1	69.3	68.4	-0.20	-0.01	0.00
2006/11/24	14:14:00	311.8	304.7	270.2	204.5	190.0	244.5	315.4	-120.7	249.6	254.6	215.2	215.7	69.3	68.8	69.5	68.1	-0.20	-0.01	0.00
2006/11/24	14:15:00	311.5	304.6	270.0	204.5	190.0	244.2	315.0	-155.7	248.7	254.5	215.2	215.5	67.6	69.5	69.0	68.6	-0.10	-0.01	0.00
2006/11/24	14:16:00	311.0	304.4	269.7	204.2	190.4	244.4	314.9	-181.7	249.1	254.1	215.1	215.4	68.0	68.2	68.8	68.6	-0.20	-0.01	0.00
2006/11/24	14:17:00	310.8	304.3	269.7	204.0	190.4	244.3	314.6	43.3	248.9	253.8	215.1	215.2	68.6	68.8	69.3	68.1	-0.10	-0.01	0.00
2006/11/24	14:18:00	310.6	304.4	269.7	204.2	189.5	244.2	314.4	74.4	248.9	253.9	214.7	215.2	68.6	68.8	69.5	68.3	-0.20	-0.01	0.00
2006/11/24	14:19:00	310.4	304.1	269.7	204.0	189.5	243.9	314.2	89.1	248.7	254.1	214.6	215.1	67.9	68.8	69.1	68.2	-0.20	-0.01	0.00
2006/11/24	14:20:00	310.1	303.9	269.4	204.0	189.7	243.7	313.9	98.2	248.9	254.1	214.6	215.2	67.9	69.1	69.1	68.4	-0.20	-0.01	0.00
2006/11/24	14:21:00	309.9	303.4	269.2	203.8	190.2	243.8	313.4	118.8	249.1	253.8	214.7	215.1	68.1	69.3	69.3	68.8	-0.20	-0.01	0.00
2006/11/24	14:22:00	309.7	303.4	269.4	203.7	189.4	243.5	313.3	64.4	248.7	253.7	214.5	215.0	67.8	68.8	69.1	68.2	-0.20	-0.01	0.00
2006/11/24	14:23:00	309.4	303.1	269.0	203.6	189.9	243.4	313.1	68.2	248.2	253.5	214.2	214.7	67.8	68.8	68.6	68.0	-0.20	-0.01	0.00
2006/11/24	14:24:00	309.3	302.8	268.9	203.3	189.5	243.2	312.8	76.6	248.2	253.4	214.2	214.6	67.6	68.2	68.4	67.3	-0.20	-0.01	0.00
2006/11/24	14:25:00	309.1	302.7	268.7	203.3	189.5	243.2	312.6	130.8	247.9	253.3	214.2	214.6	67.6	68.0	68.3	67.5	-0.10	-0.01	0.00
2006/11/24	14:26:00	308.9	302.6	268.9	203.3	189.4	243.0	312.3	148.3	248.2	253.2	214.4	214.7	68.4	68.6	69.0	67.7	-0.20	-0.01	0.00
2006/11/24	14:27:00	308.6	302.5	268.7	203.0	189.7	243.2	312.0	113.0	247.9	253.0	214.2	214.6	68.8	68.8	69.1	68.2	-0.10	-0.01	0.00
2006/11/24	14:28:00	308.1	302.2	268.7	203.2	188.9	243.0	311.8	169.6	247.8	252.8	214.4	214.7	68.4	68.6	69.5	68.0	-0.10	-0.01	0.00
2006/11/24	14:29:00	307.9	302.0	268.4	203.0	188.7	242.9	311.6	115.4	248.1	252.9	214.1	214.6	68.4	69.1	69.3	68.3	-0.10	-0.01	0.00
2006/11/24	14:30:00	307.9	301.9	268.4	203.0	189.0	242.5	311.3	43.2	247.9	252.8	214.0	214.4	67.9	68.4	69.3	68.6	-0.10	-0.01	0.00
2006/11/24	14:31:00	307.6	301.5	268.2	203.0	189.0	242.9	311.0	63.8	247.4	252.6	213.9	214.2	68.2	68.3	69.8	68.6	-0.10	-0.01	0.00
2006/11/24	14:32:00	307.2	301.2	268.1	202.7	188.9	242.4	310.6	162.7	247.6	252.4	213.9	214.2	67.6	68.6	69.5	67.6	-0.10	-0.01	0.00
2006/11/24	14:33:00	306.8	301.3	268.1	202.7	188.5	242.4	310.5	135.4	247.1	252.3	213.9	214.1	67.3	68.4	68.4	67.6	-0.10	-0.01	0.00
2006/11/24	14:34:00	306.6	301.1	267.9	202.5	188.0	241.9	310.4	141.2	247.3	252.3	213.7	214.1	67.5	68.1	69.1	68.3	-0.10	-0.01	0.00
2006/11/24	14:35:00	306.5	300.6	267.9	202.3	188.5	242.1	310.0	29.9	246.9	252.1	213.7	214.1	67.6	67.6	69.1	68.3	-0.10	-0.01	0.00
2006/11/24	14:36:00	306.4	300.6	267.8	202.5	188.5	241.9	309.9	6.3	246.9	251.8	213.9	214.1	68.6	67.3	69.3	67.6	-0.20	-0.01	0.00
2006/11/24	14:37:00	306.2	300.6	267.4	202.2	188.5	241.7	309.4	54.9	246.8	251.7	213.7	213.9	68.4	68.8	68.8	67.5	-0.20	-0.01	0.00
2006/11/24	14:38:00	305.7	300.2	267.6	202.5	187.2	241.7	309.3	87.4	245.9	251.5	213.7	213.9	67.7	68.1	68.1	66.8	-0.10	-0.01	0.00
2006/11/24	14:39:00	305.6	299.9	267.4	202.2	187.7	241.3	309.1	42.4	246.4	251.5	213.6	213.7	67.5	68.3	68.3	67.1	-0.10	-0.01	0.00
2006/11/24	14:40:00	305.4	299.6	267.4	202.0	188.2	241.7	308.9	5											

Heat Decay Run

Radioactive Material Transport Packaging System Safety Analysis Report
for Model AOS-025, AOS-050, and AOS-100 Transport Packages, Rev. G, July 27, 2012 (Docket No. 71-9316) 3-685

Date	Time	TC1	TC2	TC3	TC4	TC5	TC6	TC7	TC8	TC9	TC10	TC11	TC12	TC13	TC14	TC15	TC16	VDC	Amps	Watts
2006/11/24	14:42:00	304.9	299.4	267.0	201.8	187.0	241.2	308.3	150.9	245.7	251.3	213.2	213.5	68.3	68.1	69.0	68.0	-0.20	-0.01	0.00
2006/11/24	14:43:00	304.6	299.1	267.0	201.8	186.7	240.9	308.1	163.4	246.4	251.2	213.0	213.2	67.7	69.0	68.8	68.1	-0.20	-0.01	0.00
2006/11/24	14:44:00	304.4	298.6	266.8	201.7	187.7	241.1	307.8	177.3	245.9	251.0	213.0	213.2	67.7	67.8	68.8	67.6	-0.10	-0.01	0.00
2006/11/24	14:45:00	304.3	299.0	266.8	201.5	187.0	241.1	307.7	199.5	246.0	250.9	212.9	213.2	67.8	68.3	68.8	67.1	-0.20	-0.01	0.00
2006/11/24	14:46:00	304.0	298.8	266.7	201.5	187.5	241.1	307.5	194.7	245.9	250.7	212.7	213.1	67.8	67.5	68.8	66.3	-0.10	-0.01	0.00
2006/11/24	14:47:00	303.9	298.6	266.6	201.3	186.9	240.9	307.2	191.4	245.8	250.8	212.6	213.1	67.3	68.0	68.4	67.3	-0.20	-0.01	0.00
2006/11/24	14:48:00	303.8	298.4	266.6	201.2	186.9	240.4	307.0	201.2	245.7	250.8	212.5	213.0	67.3	68.1	68.4	67.3	-0.20	-0.01	0.00
2006/11/24	14:49:00	303.6	298.1	266.6	201.2	187.2	240.7	306.7	201.7	245.4	250.8	212.5	212.9	67.5	68.3	68.6	67.7	-0.20	-0.01	0.00
2006/11/24	14:50:00	303.4	298.0	266.4	201.2	187.2	240.7	306.5	191.9	245.6	250.7	212.5	212.8	67.7	68.6	68.6	67.6	-0.20	-0.01	0.00
2006/11/24	14:51:00	303.2	297.8	266.3	201.2	186.5	240.4	306.4	201.0	245.4	250.7	212.4	212.7	67.1	67.7	68.2	67.1	-0.20	-0.01	0.00
2006/11/24	14:52:00	303.0	297.5	265.9	201.2	186.5	240.4	306.1	205.3	245.5	250.7	212.3	212.7	67.5	67.9	67.8	67.6	-0.20	-0.01	0.00
2006/11/24	14:53:00	302.8	297.3	266.0	201.0	186.5	240.4	305.9	209.9	245.4	250.5	212.3	212.6	67.8	67.7	69.0	67.7	-0.20	-0.01	0.00
2006/11/24	14:54:00	302.5	297.1	265.8	201.0	187.4	240.3	305.6	197.7	245.3	250.4	212.3	212.5	67.5	68.0	68.8	67.5	-0.20	-0.01	0.00
2006/11/24	14:55:00	302.3	297.0	265.7	200.8	186.5	240.0	305.4	197.5	245.2	250.4	212.2	212.5	67.5	68.2	68.4	67.3	-0.10	-0.01	0.00
2006/11/24	14:56:00	302.0	297.0	265.7	200.7	186.5	239.9	305.1	197.0	244.6	250.0	212.2	212.4	67.7	68.3	67.9	67.5	-0.20	-0.01	0.00
2006/11/24	14:57:00	301.7	296.5	265.5	200.7	185.9	240.2	305.1	197.4	244.6	249.9	212.3	212.3	67.7	67.9	68.8	67.3	-0.20	-0.01	0.00
2006/11/24	14:58:00	301.5	296.4	265.5	200.5	185.5	240.0	304.7	197.2	244.7	249.9	212.2	212.3	67.6	67.0	68.6	66.8	-0.10	-0.01	0.00
2006/11/24	14:59:00	301.2	296.4	265.2	200.3	185.5	239.7	304.4	196.9	244.2	249.6	212.1	212.2	66.8	66.8	67.8	66.2	-0.20	-0.01	0.00
2006/11/24	15:00:00	301.0	296.2	265.2	200.2	185.9	238.9	304.4	201.3	244.6	249.7	211.9	212.1	68.2	67.6	67.3	67.6	-0.20	-0.01	0.00
2006/11/24	15:01:00	300.9	295.9	265.1	200.2	186.0	240.0	304.1	195.7	244.4	249.4	212.1	212.1	67.8	67.9	68.6	67.6	-0.20	-0.01	0.00
2006/11/24	15:02:00	300.6	295.7	265.2	200.3	186.2	239.6	304.0	196.2	244.2	249.4	212.0	212.1	67.8	68.0	68.3	67.3	-0.10	-0.01	0.00
2006/11/24	15:03:00	300.6	295.6	265.0	200.0	186.9	239.6	303.8	132.3	244.2	249.4	212.0	212.0	68.2	68.2	68.4	67.5	-0.10	-0.01	0.00
2006/11/24	15:04:00	300.2	295.6	264.8	200.0	186.0	239.4	303.5	74.8	243.9	249.2	211.8	211.9	68.0	68.8	68.4	67.6	-0.10	-0.01	0.00
2006/11/24	15:05:00	299.9	295.1	264.8	200.0	186.7	239.1	303.2	75.8	243.9	249.1	211.7	211.8	68.0	68.4	68.1	67.8	-0.20	-0.01	0.00
2006/11/24	15:06:00	299.8	295.2	264.7	200.0	186.5	239.2	303.0	75.8	243.7	248.9	211.7	211.7	68.2	68.1	68.1	67.5	-0.20	-0.01	0.00
2006/11/24	15:07:00	299.6	294.9	264.6	199.8	186.4	239.3	302.9	157.5	243.9	248.9	211.5	211.6	67.8	67.8	68.8	68.1	-0.10	-0.01	0.00
2006/11/24	15:08:00	299.6	294.4	264.6	199.7	186.2	238.9	302.5	152.5	243.9	249.2	211.3	211.6	67.2	68.1	68.4	67.3	-0.10	-0.01	0.00
2006/11/24	15:09:00	299.4	294.4	264.4	199.7	186.0	238.9	302.3	155.9	243.7	248.7	211.3	211.5	67.1	68.0	68.6	67.3	-0.20	-0.01	0.00
2006/11/24	15:10:00	299.3	294.4	264.2	199.5	185.7	238.9	302.3	82.3	243.4	248.7	211.3	211.5	67.6	68.0	68.6	66.8	-0.10	-0.01	0.00
2006/11/24	15:11:00	298.9	294.2	264.2	199.5	185.4	238.9	302.0	178.7	243.4	248.6	211.1	211.3	68.2	68.0	68.2	67.1	-0.20	-0.01	0.00
2006/11/24	15:12:00	298.6	294.2	264.2	199.3	185.7	238.9	301.8	164.4	243.0	248.4	211.2	211.3	68.2	68.6	68.8	67.7	-0.20	-0.01	0.00
2006/11/24	15:13:00	298.5	293.9	264.0	199.5	186.0	238.9	301.6	173.0	243.4	248.4	211.2	211.2	68.3	68.8	68.6	67.6	-0.20	-0.01	0.00
2006/11/24	15:14:00	298.2	293.8	264.0	199.3	185.4	238.5	301.3	193.7	242.7	247.9	211.0	211.1	67.5	67.3	68.8	66.6	-0.20	-0.01	0.00
2006/11/24	15:15:00	298.1	293.3	263.9	199.3	184.5	238.5	301.1	208.7	242.9	247.9	211.0	211.1	67.6	67.5	68.6	66.8	-0.20	-0.01	0.00
2006/11/24	15:16:00	297.9	293.2	263.8	199.2	184.7	238.5	300.9	213.1	243.0	248.2	210.8	211.0	68.1	68.4	67.6	67.3	-0.20	-0.01	0.00
2006/11/24	15:17:00	297.8	292.9	263.7	199.2	185.2	238.4	300.9	211.6	242.7	248.1	210.9	211.0	67.0	67.8	68.1	67.2	-0.20	-0.01	0.00
2006/11/24	15:18:00	297.6	293.1	263.7	198.8	186.0	238.1	300.6	213.2	242.7	247.9	211.0	211.0	68.0	68.0	69.0	67.5	-0.20	-0.01	0.00
2006/11/24	15:19:00	297.3	292.8	263.5	198.7	184.7	238.0	300.4	220.8	242.2	247.9	210.8	210.9	66.8	67.9	67.9	67.0	-0.20	-0.01	0.00
2006/11/24	15:20:00	297.1	292.6	263.4	199.0	185.0	238.1	300.1	213.6	242.5	247.9	210.7	210.9	67.8	68.2	68.1	66.8	-0.10	-0.01	0.00
2006/11/24	15:21:00	297.0	292.5	263.4	198.7	184.7	237.9	299.9	198.4	242.7	247.9	210.6	210.7	68.2	68.4	68.6	67.7	-0.20	-0.01	0.00
2006/11/24	15:22:00	296.7	292.2	263.2	198.7	185.5	238.0	299.8	202.5	241.9	247.5	210.7	210.7	68.8	67.9	68.8	67.3	-0.20	-0.01	0.00
2006/11/24	15:23:00	296.5	292.2	263.0	198.5	185.0	238.0	299.6	201.5	242.1	247.5	210.6	210.6	68.1	67.6	68.6	67.2	-0.10	-0.01	0.00
2006/11/24	15:24:00	296.4	291.9	263.0	198.5	185.0	237.6	299.4	201.0	242.2	247.8	210.3	210.6	66.8	68.2	68.3	67.5	-0.20	-0.01	0.00
2006/11/24	15:25:00	296.2	291.8	262.9	198.5	184.4	237.4	299.1	201.2	241.9	247.8	210.3	210.6	67.1	68.4	68.1	67.3	-0.20	-0.01	0.00
2006/11/24	15:26:00	296.0	291.5	263.0	198.7	184.2	237.5	299.0	194.7	242.5	247.7	210.3	210.5	66.8	68.1	68.2	67.2	-0.20	-0.01	0.00
2006/11/24	15:27:00	295.7	291.4	262.7	198.5	185.2	237.5	298.8	189.0	241.9	247.2	210.3	210.4	67.6	67.3	68.0	66.6	-0.20	-0.01	0.00
2006/11/24	15:28:00	295.4	291.4	262.7	198.2	185.5	237.2	298.6	187.5	241.6	247.2	210.2	210.3	68.0	67.9	68.2	66.8	-0.20	-0.01	0.00
2006/11/24	15:29:00	295.2	291.0	262.6	198.2	184.5	237.4	298.5	203.0	241.3	246.9	210.1	210.3	68.1	68.0	68.0	67.1	-0.10	-0.01	0.00
2006/11/24	15:30:00	295.2	290.9	262.4	198.2	184.2	237.3	298.1	188.0	241.4	246.9	210.1	210.2	67.2	67.9	68.3	67.6	-0.20	-0.01	0.00
2006/11/24	15:31:00	294.9	290.6	262.2	197.7	184.2	237.2	297.9	182.2	241.7	246.9	209.8	210.0	66.8	68.2	67.9	67.0	-0.10	-0.01	0.00
2006/11/24	15:32:00	294.7	290.4	262.2	197.7	184.5	236.7	297.6	198.0	241.4	246.9	209.8	210.0	66.8	68.3	68.6	67.0	-0.10	-0.01	0.00
2006/11/24	15:33:00	294.4	290.4	262.1	197.7	184.7	236.9	297.4	140.9	241.3	246.9	209.7	209.9	67.3	68.2	67.9	67.2	-0.20	-0.01	0.00
2006/11/24	15:34:00	294.3	290.1	261.9	197.7	184.4	236.9	297.2	137.1	241.4	246.7	209.6	209.8	67.3	68.3	68.1	67.9	-0.10	-0.01	0.00
2006/11/24	15:35:00	294.3	290.1	261.9	197.7	184.0	236.7	297.1	150.2	241.3	246.6	209.6	209.7	67.6	68.1	68.1	67.6	-0.10	-0.01	0.00
2006/11/24	15:36:00	294.1	289.8	261.8	197.4	184.0	236.3	296.8	114.2	241.4	246.5	209.5	209.6	67.2	68.2	68.4	67.3	-0.10	-0.01	0.00
2006/11/24	15:37:00	293.9	289.8	261.4	197.5	184.2	236.5	296.7	134.8	241.2	246.5	209.5	209.6	67.3	67.8	67.9</				

Heat Decay Run

3-686
for Model AOS-025, AOS-050, and AOS-100 Transport Packages, Rev. G, July 27, 2012 (Docket No. 71-9316)

Date	Time	TC1	TC2	TC3	TC4	TC5	TC6	TC7	TC8	TC9	TC10	TC11	TC12	TC13	TC14	TC15	TC16	VDC	Amps	Watts
2006/11/24	15:40:00	293.2	289.1	261.3	197.2	184.0	236.2	295.9	124.3	240.6	246.0	209.4	209.3	68.0	68.4	69.0	67.3	-0.20	-0.01	0.00
2006/11/24	15:41:00	293.0	288.9	261.2	197.2	184.5	235.7	295.7	141.2	240.6	246.0	209.3	209.3	67.9	68.8	68.6	68.1	-0.10	-0.01	0.00
2006/11/24	15:42:00	292.9	288.9	261.2	197.0	184.2	235.1	295.6	139.5	240.6	245.9	209.0	209.1	67.0	68.6	68.3	67.3	-0.20	-0.01	0.00
2006/11/24	15:43:00	292.7	288.6	261.1	197.0	183.5	235.5	295.4	151.7	240.1	245.7	209.1	209.1	66.8	67.3	68.0	67.0	-0.10	-0.01	0.00
2006/11/24	15:44:00	292.6	288.5	260.9	197.0	182.9	235.4	295.2	75.3	240.2	245.6	208.9	209.0	67.3	67.5	68.0	66.4	-0.10	-0.01	0.00
2006/11/24	15:45:00	292.4	288.2	260.9	196.7	183.2	235.7	294.9	61.2	240.2	245.6	208.8	209.0	67.3	67.8	68.2	67.3	-0.10	-0.01	0.00
2006/11/24	15:46:00	292.2	288.2	260.7	196.9	183.5	235.7	294.6	74.3	240.0	245.4	208.8	208.9	67.7	67.7	67.8	67.2	-0.10	-0.01	0.00
2006/11/24	15:47:00	292.2	287.9	260.6	196.7	182.5	235.7	294.4	111.7	239.7	245.0	208.8	208.9	67.6	67.2	68.6	66.3	-0.20	-0.01	0.00
2006/11/24	15:48:00	291.7	287.5	260.6	196.5	183.2	235.0	294.3	132.5	239.6	244.9	208.7	208.7	68.0	67.7	68.6	67.0	-0.20	-0.01	0.00
2006/11/24	15:49:00	291.4	287.5	260.5	196.5	183.9	235.0	294.1	75.8	239.6	244.9	208.8	208.7	68.3	67.8	68.6	67.0	-0.10	-0.01	0.00
2006/11/24	15:50:00	291.4	287.4	260.4	196.4	183.0	235.2	294.0	102.6	239.6	244.9	208.6	208.6	67.9	67.7	68.6	67.2	-0.20	-0.01	0.00
2006/11/24	15:51:00	291.2	287.4	260.3	196.5	182.5	235.0	293.8	86.1	239.3	244.9	208.5	208.6	67.3	67.9	69.0	67.3	-0.10	-0.01	0.00
2006/11/24	15:52:00	290.9	287.0	260.3	196.4	182.5	234.9	293.6	106.8	239.1	244.7	208.5	208.5	67.8	68.3	68.6	67.2	-0.10	-0.01	0.00
2006/11/24	15:53:00	290.7	286.8	260.0	196.5	183.2	235.1	293.4	76.4	239.0	244.4	208.5	208.4	67.3	68.3	68.8	66.8	-0.10	-0.01	0.00
2006/11/24	15:54:00	290.6	286.7	259.9	196.0	183.2	234.7	293.1	104.8	238.8	244.2	208.5	208.3	67.3	67.3	68.8	66.6	-0.20	-0.01	0.00
2006/11/24	15:55:00	290.4	286.7	260.0	196.2	183.0	234.7	292.9	174.5	238.6	243.9	208.4	208.2	68.1	67.3	68.6	66.2	-0.10	-0.01	0.00
2006/11/24	15:56:00	290.2	286.2	259.9	196.0	182.5	234.6	292.7	159.7	238.9	243.8	208.2	208.2	68.0	67.6	68.6	66.6	-0.10	-0.01	0.00
2006/11/24	15:57:00	290.1	286.2	259.7	196.0	182.0	234.7	292.5	155.0	238.5	244.0	208.2	208.1	67.6	67.5	68.2	66.6	-0.10	-0.01	0.00
2006/11/24	15:58:00	289.9	285.9	259.6	195.9	182.9	234.6	292.3	169.6	238.2	243.7	208.2	208.1	67.8	67.2	68.3	67.3	-0.10	-0.01	0.00
2006/11/24	15:59:00	289.8	285.9	259.5	195.7	181.7	234.2	292.2	144.0	238.1	243.7	208.1	208.1	68.0	67.7	68.3	66.6	-0.10	-0.01	0.00
2006/11/24	16:00:00	289.6	285.7	259.4	195.5	181.5	234.1	292.0	180.5	237.3	243.4	208.2	208.1	67.0	66.8	67.9	65.7	-0.20	-0.01	0.00
2006/11/24	16:01:00	289.4	285.7	259.2	195.5	181.4	234.2	291.8	179.5	237.2	243.4	208.1	208.0	67.3	66.3	67.7	66.0	-0.20	-0.01	0.00
2006/11/24	16:02:00	289.4	285.7	259.3	195.4	181.7	234.2	291.7	173.6	236.8	243.2	208.0	207.8	66.8	65.9	67.5	65.7	-0.10	-0.01	0.00
2006/11/24	16:03:00	289.2	285.2	259.1	195.4	182.0	234.0	291.4	174.3	238.0	243.2	207.7	207.8	67.3	66.1	68.1	66.1	-0.20	-0.01	0.00
2006/11/24	16:04:00	288.9	285.2	259.0	195.4	181.2	233.3	291.2	183.0	238.2	243.4	207.5	207.5	67.3	67.7	68.1	66.8	-0.20	-0.01	0.00
2006/11/24	16:05:00	288.6	284.9	258.8	195.2	181.2	233.6	290.9	180.0	238.2	243.4	207.5	207.5	66.8	67.2	67.5	66.6	-0.10	-0.01	0.00
2006/11/24	16:06:00	288.6	284.8	258.8	195.2	182.5	233.7	290.9	177.8	237.9	243.2	207.4	207.4	67.5	67.0	67.7	66.8	-0.20	-0.01	0.00
2006/11/24	16:07:00	288.5	284.6	258.7	195.0	181.9	233.5	290.7	177.0	237.7	243.0	207.3	207.3	67.3	67.6	68.3	66.8	-0.20	-0.01	0.00
2006/11/24	16:08:00	288.3	284.4	258.5	195.0	182.5	233.5	290.7	176.5	237.7	243.0	207.3	207.4	67.6	67.5	68.1	67.0	-0.20	-0.01	0.00
2006/11/24	16:09:00	288.1	284.4	258.5	195.0	182.4	233.5	290.4	182.9	237.3	242.9	207.4	207.4	67.5	67.5	68.6	66.6	-0.20	-0.01	0.00
2006/11/24	16:10:00	287.9	284.4	258.4	195.0	182.0	233.1	290.2	195.0	237.4	242.9	207.3	207.2	67.2	67.8	68.3	66.8	-0.20	-0.01	0.00
2006/11/24	16:11:00	287.7	284.3	258.2	194.7	182.0	233.3	289.9	196.5	237.6	242.9	207.1	207.1	67.3	68.1	68.3	67.3	-0.20	-0.01	0.00
2006/11/24	16:12:00	287.6	284.1	258.2	194.7	181.5	232.9	289.8	186.4	237.4	242.7	207.1	207.0	67.3	68.0	68.3	67.1	-0.20	-0.01	0.00
2006/11/24	16:13:00	287.4	283.7	258.0	194.9	181.0	233.1	289.6	186.0	237.2	242.4	207.0	207.0	67.2	67.7	67.9	66.6	-0.10	-0.01	0.00
2006/11/24	16:14:00	287.2	283.7	257.9	194.5	180.5	233.2	289.4	186.5	236.3	242.2	207.0	206.9	67.8	67.3	67.3	65.7	-0.20	-0.01	0.00
2006/11/24	16:15:00	287.1	283.6	257.8	194.5	181.2	232.7	289.3	183.7	236.3	242.2	207.0	206.9	67.3	67.3	68.1	65.7	-0.10	-0.01	0.00
2006/11/24	16:16:00	287.0	283.2	257.7	194.5	181.7	232.8	289.1	183.2	236.7	242.2	207.0	206.9	67.2	67.3	68.4	66.6	-0.20	-0.01	0.00
2006/11/24	16:17:00	286.8	283.0	257.7	194.5	181.2	232.5	288.9	183.2	236.5	242.2	206.9	206.9	67.6	67.2	68.0	66.3	-0.10	-0.01	0.00
2006/11/24	16:18:00	286.7	282.8	257.7	194.2	180.7	232.3	288.8	186.7	236.2	242.2	206.8	206.9	67.3	67.7	67.8	66.2	-0.20	-0.01	0.00
2006/11/24	16:19:00	286.3	282.8	257.5	194.2	180.0	232.4	288.6	163.6	236.7	241.9	206.7	206.7	66.6	67.1	67.8	66.6	-0.10	-0.01	0.00
2006/11/24	16:20:00	286.2	282.7	257.4	194.2	180.7	232.3	288.4	164.2	236.3	241.9	206.7	206.6	67.7	66.6	68.0	66.0	-0.10	-0.01	0.00
2006/11/24	16:21:00	286.0	282.5	257.5	194.2	180.5	232.3	288.3	196.5	236.5	241.7	206.7	206.6	68.3	67.3	68.4	66.8	-0.20	-0.01	0.00
2006/11/24	16:22:00	285.9	282.2	257.2	194.2	180.7	232.6	288.1	194.7	236.5	241.7	206.6	206.6	67.3	67.5	68.2	66.6	-0.10	-0.01	0.00
2006/11/24	16:23:00	285.7	282.1	257.2	194.0	180.7	231.9	287.9	192.2	236.5	241.6	206.6	206.5	67.7	67.3	68.0	66.8	-0.10	-0.01	0.00
2006/11/24	16:24:00	285.4	281.8	257.0	194.0	180.0	232.0	287.8	190.7	235.2	241.4	206.4	206.4	67.5	67.8	67.8	65.8	-0.10	-0.01	0.00
2006/11/24	16:25:00	285.4	281.7	256.7	193.9	180.5	231.7	287.5	193.0	235.5	241.2	206.3	206.3	67.1	67.6	67.6	65.8	-0.10	-0.01	0.00
2006/11/24	16:26:00	285.2	281.7	256.7	193.9	180.7	231.9	287.4	191.9	236.0	241.4	206.2	206.1	67.3	67.6	67.3	67.1	-0.10	-0.01	0.00
2006/11/24	16:27:00	285.1	281.7	256.9	193.5	180.9	231.8	287.2	192.5	236.2	241.4	206.0	206.0	67.0	68.1	67.9	67.1	-0.10	-0.01	0.00
2006/11/24	16:28:00	284.9	281.4	256.7	193.5	180.9	231.5	287.1	192.5	235.9	241.6	206.0	206.0	66.8	67.8	67.9	67.0	-0.10	-0.01	0.00
2006/11/24	16:29:00	284.7	281.4	256.4	193.7	180.0	231.9	286.9	203.3	235.7	241.4	206.0	206.0	66.8	66.8	67.5	67.1	-0.10	-0.01	0.00
2006/11/24	16:30:00	284.4	281.0	256.4	193.5	180.5	231.5	286.7	194.0	235.5	241.3	206.0	206.0	67.6	66.0	67.6	66.6	-0.10	-0.01	0.00
2006/11/24	16:31:00	284.4	281.2	256.5	193.5	180.5	231.4	286.7	192.2	235.4	240.9	206.0	206.0	67.7	66.8	68.2	66.6	-0.10	-0.01	0.00
2006/11/24	16:32:00	284.3	280.9	256.4	193.5	180.9	231.4	286.4	192.0	235.5	240.9	206.0	205.8	67.5	68.1	68.0	66.8	-0.10	-0.01	0.00
2006/11/24	16:33:00	283.9	280.4	256.2	193.5	179.7	230.9	286.2	191.5	235.0	240.8	205.8	205.8	66.8	67.7	68.1	66.6	-0.10	-0.01	0.00
2006/11/24	16:34:00	283.9	280.4	256.1	193.2	179.7	231.1	285.9	192.9	235.5	240.7	205.7	205.8	66.6	67.8	67.7	67.1	-0.10	-0.01	0.00
2006/11/24	16:35:00	283.8	280.4	256.1	193.0	180.0	230.9	285.7	198.5	235.5	240.7	205.7	205.7	66.6	67.1	67.2	66.3			

Heat Decay Run

Radioactive Material Transport Packaging System Safety Analysis Report
for Model AOS-025, AOS-050, and AOS-100 Transport Packages, Rev. G, July 27, 2012 (Docket No. 71-9316) 3-687

Date	Time	TC1	TC2	TC3	TC4	TC5	TC6	TC7	TC8	TC9	TC10	TC11	TC12	TC13	TC14	TC15	TC16	VDC	Amps	Watts
2006/11/24	16:38:00	283.1	279.7	255.9	193.0	180.2	230.8	285.4	188.7	234.6	240.4	205.7	205.6	67.3	67.2	68.6	67.0	-0.10	-0.01	0.00
2006/11/24	16:39:00	282.9	279.7	255.7	193.0	180.5	230.8	285.2	187.0	234.7	240.1	205.7	205.5	67.7	67.6	68.2	66.8	-0.10	-0.01	0.00
2006/11/24	16:40:00	282.7	279.4	255.6	193.0	180.0	230.8	285.1	187.2	234.7	240.0	205.6	205.5	68.2	67.6	68.2	67.2	-0.10	-0.01	0.00
2006/11/24	16:41:00	282.6	279.3	255.4	192.9	178.8	230.6	284.9	200.5	234.7	240.0	205.6	205.3	68.1	67.8	68.3	67.1	-0.10	-0.01	0.00
2006/11/24	16:42:00	282.5	279.2	255.3	192.7	179.4	230.5	284.8	193.2	233.9	239.9	205.5	205.2	67.7	67.8	68.8	67.3	-0.10	-0.01	0.00
2006/11/24	16:43:00	282.3	278.9	255.4	192.7	179.9	230.2	284.6	192.9	233.9	239.7	205.5	205.2	67.7	67.2	68.2	66.8	-0.10	-0.01	0.00
2006/11/24	16:44:00	282.1	278.9	255.1	192.5	179.7	230.0	284.3	186.9	234.2	239.5	205.3	205.1	67.6	67.3	68.0	66.4	-0.10	-0.01	0.00
2006/11/24	16:45:00	282.0	278.9	254.9	192.5	179.9	230.3	284.1	188.7	234.0	239.4	205.2	205.0	67.8	67.6	68.3	66.0	-0.10	-0.01	0.00
2006/11/24	16:46:00	281.9	278.8	254.8	192.4	180.0	230.0	283.9	194.7	234.2	239.6	205.1	205.0	67.3	67.8	67.9	67.0	-0.10	-0.01	0.00
2006/11/24	16:47:00	281.7	278.6	254.7	192.4	179.5	230.0	283.9	188.9	234.1	239.4	205.1	205.0	67.5	67.7	68.3	66.6	-0.10	-0.01	0.00
2006/11/24	16:48:00	281.5	278.5	254.8	192.2	179.9	229.6	283.7	188.9	234.2	239.6	205.0	204.8	67.0	67.8	68.1	66.8	-0.10	-0.01	0.00
2006/11/24	16:49:00	281.4	278.3	254.7	192.2	179.0	229.5	283.6	197.2	233.7	239.4	204.8	204.8	66.0	67.2	67.3	66.2	-0.10	0.00	0.00
2006/11/24	16:50:00	281.2	278.1	254.6	192.0	178.5	229.5	283.4	195.2	233.5	239.4	204.6	204.7	66.0	67.1	67.6	66.2	-0.10	-0.01	0.00
2006/11/24	16:51:00	281.2	277.9	254.5	192.0	179.4	229.5	283.2	190.5	233.7	239.2	204.5	204.7	66.8	67.2	67.5	66.0	0.00	0.00	0.00
2006/11/24	16:52:00	281.0	277.7	254.4	191.7	178.7	229.7	283.0	190.7	233.3	239.1	204.5	204.6	66.4	67.1	67.3	66.0	0.00	0.00	0.00
2006/11/24	16:53:00	280.9	277.7	254.3	191.9	179.4	229.2	282.8	187.2	233.9	239.3	204.5	204.5	66.6	67.0	66.8	66.4	0.00	0.00	0.00
2006/11/24	16:54:00	280.7	277.3	254.1	191.7	178.8	229.2	282.6	186.4	233.2	239.0	204.5	204.5	66.6	66.0	67.3	66.6	0.00	0.00	0.00
2006/11/24	16:55:00	280.5	277.3	254.0	191.7	178.8	229.0	282.5	188.0	233.3	238.8	204.3	204.3	67.3	67.0	67.7	66.8	0.00	0.00	0.00
2006/11/24	16:56:00	280.4	277.1	253.9	191.7	178.3	229.3	282.4	188.7	233.2	238.7	204.2	204.2	66.8	67.8	68.0	66.8	0.00	0.00	0.00
2006/11/24	16:57:00	280.2	277.0	253.6	191.5	178.8	229.0	282.2	190.4	233.1	238.7	204.2	204.2	67.0	67.3	67.6	67.0	0.00	0.00	0.00
2006/11/24	16:58:00	280.1	276.7	253.6	191.5	178.0	228.8	282.0	196.0	232.7	238.6	204.2	204.2	67.1	67.5	67.3	66.0	0.00	0.00	0.00
2006/11/24	16:59:00	279.9	276.5	253.4	191.5	178.5	229.0	281.8	202.0	233.1	238.6	204.1	204.1	66.8	67.2	67.1	66.2	-0.10	0.00	0.00
2006/11/24	17:00:00	279.7	276.4	253.5	191.4	178.3	228.5	281.7	198.7	232.7	238.4	204.0	204.0	66.6	67.1	67.1	66.6	-0.10	-0.01	0.00
2006/11/24	17:01:00	279.4	276.3	253.2	191.2	178.2	228.5	281.3	200.5	232.8	238.1	204.0	204.0	66.3	66.6	66.8	65.8	-0.10	0.00	0.00
2006/11/24	17:02:00	279.4	276.2	253.2	191.2	178.0	228.5	281.2	195.2	232.4	238.2	203.8	204.0	67.0	66.6	66.6	66.3	-0.10	-0.01	0.00
2006/11/24	17:03:00	279.2	275.9	253.2	191.0	177.8	228.0	281.2	196.0	232.4	238.1	204.0	203.8	67.0	66.2	67.0	66.3	-0.10	0.00	0.00
2006/11/24	17:04:00	278.9	275.8	253.2	191.0	177.8	228.0	281.0	194.9	232.5	237.9	204.0	203.7	66.8	66.3	67.1	66.1	-0.10	-0.01	0.00
2006/11/24	17:05:00	278.9	275.7	253.1	191.0	178.0	227.2	280.9	196.5	232.3	237.9	203.8	203.7	66.6	67.2	66.8	66.6	0.00	-0.01	0.00
2006/11/24	17:06:00	278.7	275.7	253.0	191.0	177.5	228.0	280.7	196.2	232.3	238.0	203.7	203.6	67.1	67.3	67.3	67.3	-0.10	-0.01	0.00
2006/11/24	17:07:00	278.6	275.4	252.9	190.9	177.5	228.0	280.4	201.2	232.2	237.7	203.6	203.5	66.8	66.0	68.1	66.3	-0.10	0.00	0.00
2006/11/24	17:08:00	278.5	275.2	252.6	190.7	178.3	228.0	280.4	197.7	231.5	237.5	203.6	203.5	67.0	66.4	67.9	66.6	-0.10	-0.01	0.00
2006/11/24	17:09:00	278.4	275.2	252.6	190.5	178.5	227.5	280.2	196.0	231.8	237.5	203.5	203.5	67.2	67.7	67.5	67.1	-0.10	0.00	0.00
2006/11/24	17:10:00	278.2	275.0	252.5	190.5	178.0	227.7	279.9	204.0	231.9	237.4	203.3	203.3	67.1	67.2	67.5	67.3	-0.10	-0.01	0.00
2006/11/24	17:11:00	278.0	274.9	252.5	190.5	177.8	227.5	279.9	201.0	231.8	237.4	203.3	203.2	66.6	67.2	67.3	66.6	-0.10	0.00	0.00
2006/11/24	17:12:00	277.9	274.7	252.3	190.2	177.5	227.5	279.7	196.0	230.9	237.2	203.3	203.1	66.8	67.7	67.7	66.6	-0.10	0.00	0.00
2006/11/24	17:13:00	277.6	274.6	252.1	190.4	177.2	227.2	279.4	195.9	231.5	236.9	203.3	203.1	67.6	67.0	68.0	66.4	-0.10	-0.01	0.00
2006/11/24	17:14:00	277.5	274.6	252.1	190.2	176.8	227.2	279.3	195.5	231.1	236.9	203.1	203.0	66.8	67.3	67.1	66.3	-0.10	-0.01	0.00
2006/11/24	17:15:00	277.3	274.4	252.1	190.2	177.0	227.0	279.2	195.4	231.3	237.2	203.1	203.0	66.6	67.9	67.3	66.8	-0.10	0.00	0.00
2006/11/24	17:16:00	277.2	274.2	252.0	190.2	177.5	227.2	278.9	201.5	231.3	237.0	203.0	203.0	66.3	67.6	67.7	67.2	-0.10	0.00	0.00
2006/11/24	17:17:00	277.0	273.9	251.8	190.2	177.5	227.5	278.9	203.2	231.0	236.9	203.0	203.0	66.3	66.8	67.7	67.3	0.00	0.00	0.00
2006/11/24	17:18:00	276.9	273.9	251.7	190.0	177.5	226.7	278.8	195.2	230.4	236.7	203.0	202.8	66.2	66.1	67.7	66.4	-0.10	0.00	0.00
2006/11/24	17:19:00	276.7	273.7	251.7	190.0	177.2	227.0	278.7	195.0	231.1	236.5	203.0	202.7	67.3	67.7	68.6	66.8	-0.10	0.00	0.00
2006/11/24	17:20:00	276.6	273.4	251.6	189.7	177.0	227.0	278.5	201.2	231.0	236.5	202.8	202.7	67.2	68.1	67.9	67.2	0.00	0.00	0.00
2006/11/24	17:21:00	276.3	273.4	251.5	189.9	176.7	227.0	278.2	199.5	230.9	236.5	202.7	202.7	67.2	67.2	67.2	67.5	0.00	0.00	0.00
2006/11/24	17:22:00	276.2	273.3	251.3	189.7	176.5	226.4	278.0	196.0	230.4	236.3	202.7	202.5	67.7	67.1	67.8	66.8	0.00	0.00	0.00
2006/11/24	17:23:00	276.2	273.2	251.3	189.5	177.3	226.7	277.9	195.5	230.7	236.2	202.7	202.5	66.8	67.1	66.8	66.6	0.00	0.00	0.00
2006/11/24	17:24:00	276.2	273.2	251.2	189.5	176.8	226.4	277.8	195.2	230.2	236.0	202.7	202.3	67.1	66.2	66.8	66.2	-0.10	0.00	0.00
2006/11/24	17:25:00	275.9	272.8	251.0	189.5	175.8	226.2	277.6	196.9	230.4	235.9	202.5	202.3	67.3	66.6	68.0	66.2	0.00	0.00	0.00
2006/11/24	17:26:00	275.7	272.8	250.9	189.2	176.5	226.2	277.4	195.7	229.6	235.7	202.5	202.2	67.6	67.5	68.2	66.6	0.00	0.00	0.00
2006/11/24	17:27:00	275.7	272.6	250.8	189.4	175.8	226.4	277.4	194.7	230.1	235.5	202.5	202.2	66.3	67.3	67.9	66.6	0.00	0.00	0.00
2006/11/24	17:28:00	275.5	272.5	250.8	189.2	175.8	226.0	277.2	201.8	230.3	235.7	202.3	202.2	67.0	67.1	67.3	66.8	-0.10	0.00	0.00
2006/11/24	17:29:00	275.4	272.4	250.7	189.2	175.8	226.1	277.1	194.7	229.8	235.7	202.3	202.2	66.2	66.6	67.3	65.9	0.00	0.00	0.00
2006/11/24	17:30:00	275.2	272.2	250.5	189.2	175.8	226.1	276.9	200.8	230.0	235.7	202.2	202.0	66.8	67.1	67.6	66.4	0.00	0.00	0.00
2006/11/24	17:31:00	274.9	271.9	250.4	189.0	175.8	225.6	276.7	196.0	229.5	235.5	202.2	201.8	66.6	66.8	67.1	65.8	0.00	0.00	0.00
2006/11/24	17:32:00	274.7	271.9	250.4	189.0	176.5	225.6	276.5	194.5	229.7	235.5	202.2	201.7	66.2	67.0	67.6	66.0	0.00	0.00	0.00
2006/11/24	17:33:00	274.7	271.5	250.4	189.0	177.0	225.7	276.4	194.7	229.5	235.5	202.0	201.7	66.4	66.8	6				

Heat Decay Run

3-688
for Model AOS-025, AOS-050, and AOS-100 Transport Packages, Rev. G, July 27, 2012 (Docket No. 71-9316)

Date	Time	TC1	TC2	TC3	TC4	TC5	TC6	TC7	TC8	TC9	TC10	TC11	TC12	TC13	TC14	TC15	TC16	VDC	Amps	Watts
2006/11/24	17:36:00	274.2	271.2	250.0	188.7	175.8	225.2	275.9	194.2	228.7	234.7	202.0	201.5	67.1	64.8	67.3	65.4	0.00	0.00	0.00
2006/11/24	17:37:00	274.2	271.1	249.9	188.5	176.0	225.0	275.9	194.2	228.2	234.7	201.8	201.5	66.8	65.9	67.3	65.1	0.00	0.00	0.00
2006/11/24	17:38:00	274.1	270.8	249.7	188.7	175.7	225.2	275.8	193.9	228.7	234.7	201.7	201.5	67.3	67.1	67.1	66.0	0.00	0.00	0.00
2006/11/24	17:39:00	273.9	270.8	249.4	188.5	175.7	225.2	275.7	193.7	228.2	234.6	201.5	201.5	67.5	65.7	67.6	65.6	0.00	0.00	0.00
2006/11/24	17:40:00	273.7	270.7	249.7	188.4	176.0	225.2	275.4	193.4	228.8	234.5	201.5	201.2	67.7	66.3	67.9	65.5	0.00	0.00	0.00
2006/11/24	17:41:00	273.6	270.5	249.4	188.5	175.8	225.1	275.2	193.0	229.0	234.4	201.5	201.2	67.3	67.0	67.6	66.0	-0.10	0.00	0.00
2006/11/24	17:42:00	273.4	270.4	249.4	188.2	176.3	224.9	274.9	192.7	228.7	234.2	201.5	201.0	67.1	66.3	67.5	66.6	0.00	0.00	0.00
2006/11/24	17:43:00	273.2	270.3	249.4	188.2	175.8	224.4	274.9	194.5	228.3	234.0	201.5	201.0	66.8	66.6	67.6	65.3	0.00	0.00	0.00
2006/11/24	17:44:00	273.0	270.2	249.2	188.0	175.7	224.5	274.6	192.4	228.5	233.8	201.2	201.0	67.1	66.6	67.6	65.2	-0.10	0.00	0.00
2006/11/24	17:45:00	272.9	270.0	248.9	188.0	175.7	224.7	274.4	192.0	228.0	233.7	201.2	200.8	67.2	66.4	66.6	65.1	-0.10	0.00	0.00
2006/11/24	17:46:00	272.8	269.9	248.9	188.0	176.0	224.5	274.2	192.0	228.2	233.8	201.0	200.7	66.2	67.3	67.3	66.0	0.00	0.00	0.00
2006/11/24	17:47:00	272.7	269.7	248.9	187.7	176.0	224.4	274.2	191.2	228.3	233.6	201.0	200.7	66.4	66.6	67.7	66.1	-0.10	-0.01	0.00
2006/11/24	17:48:00	272.6	269.7	248.7	187.7	175.2	224.2	274.1	191.2	227.5	233.4	201.0	200.5	67.0	65.7	67.0	64.4	-0.10	-0.01	0.00
2006/11/24	17:49:00	272.4	269.4	248.7	187.9	175.0	223.7	274.1	191.0	226.2	233.1	201.2	200.5	66.6	64.3	66.3	64.0	-0.10	0.00	0.00
2006/11/24	17:50:00	272.2	269.4	248.7	187.7	174.6	223.6	273.9	191.4	226.4	233.0	201.2	200.5	66.3	64.0	66.4	63.8	-0.10	0.00	0.00
2006/11/24	17:51:00	272.2	269.4	248.6	187.7	174.8	224.0	273.7	191.4	226.7	233.0	201.0	200.5	66.3	65.3	66.8	64.6	-0.10	0.00	0.00
2006/11/24	17:52:00	272.1	269.0	248.4	187.7	175.3	223.9	273.7	190.9	227.0	232.9	200.7	200.5	66.8	65.7	67.3	65.0	-0.10	0.00	0.00
2006/11/24	17:53:00	271.9	268.9	248.4	187.7	174.5	223.8	273.4	190.2	227.2	233.0	200.7	200.2	66.3	65.7	67.0	65.0	-0.10	0.00	0.00
2006/11/24	17:54:00	271.8	268.9	247.9	187.5	175.5	224.2	273.3	189.2	226.9	232.8	200.5	200.2	66.2	65.6	66.6	64.6	-0.10	-0.01	0.00
2006/11/24	17:55:00	271.5	268.4	247.8	187.5	174.8	223.7	273.0	189.2	226.2	232.6	200.5	200.0	66.1	66.0	66.6	64.4	-0.10	0.00	0.00
2006/11/24	17:56:00	271.3	268.6	247.9	187.4	174.8	223.5	272.9	189.0	226.9	232.7	200.3	200.0	66.6	65.6	65.7	65.2	-0.10	-0.01	0.00
2006/11/24	17:57:00	271.2	268.4	247.9	187.2	173.8	223.1	272.8	188.2	227.2	232.7	200.2	200.0	66.2	66.8	66.3	66.0	-0.10	0.00	0.00
2006/11/24	17:58:00	271.0	267.9	247.9	187.2	174.5	223.5	272.8	188.5	227.0	232.7	200.0	199.8	66.3	66.3	66.8	66.3	-0.10	0.00	0.00
2006/11/24	17:59:00	270.9	267.9	247.7	187.4	174.5	223.4	272.6	187.2	226.5	232.6	200.0	199.7	66.6	66.2	66.8	65.5	-0.10	-0.01	0.00
2006/11/24	18:00:00	270.7	267.9	247.7	187.2	174.0	223.3	272.5	186.7	226.9	232.5	200.2	199.7	66.4	67.1	67.1	65.1	-0.10	-0.01	0.00
2006/11/24	18:01:00	270.6	267.8	247.7	186.9	174.0	222.5	272.4	187.0	226.9	232.5	199.8	199.7	66.1	67.1	66.3	65.7	-0.10	-0.01	0.00
2006/11/24	18:02:00	270.5	267.6	247.6	187.2	174.0	222.9	272.2	196.7	226.9	232.5	199.8	199.7	65.1	66.6	66.2	66.2	-0.10	0.00	0.00
2006/11/24	18:03:00	270.3	267.4	247.5	187.0	173.5	222.5	272.0	186.0	226.7	232.3	199.8	199.7	65.1	66.4	66.8	65.7	-0.10	0.00	0.00
2006/11/24	18:04:00	270.2	267.4	247.4	187.0	174.1	222.8	271.8	185.7	226.5	232.1	199.8	199.5	65.5	66.6	66.6	65.2	-0.10	0.00	0.00
2006/11/24	18:05:00	270.2	267.4	247.4	186.9	173.8	222.6	271.7	188.0	226.7	232.1	199.7	199.5	66.0	67.0	67.1	65.6	-0.10	0.00	0.00
2006/11/24	18:06:00	269.8	267.3	247.2	186.7	174.8	223.0	271.5	185.2	226.5	232.0	199.7	199.3	66.6	66.3	67.1	65.3	-0.10	0.00	0.00
2006/11/24	18:07:00	269.7	267.2	247.0	186.7	174.0	222.8	271.5	185.2	225.9	231.7	199.7	199.3	66.4	66.2	67.2	64.8	-0.10	0.00	0.00
2006/11/24	18:08:00	269.5	266.8	246.9	186.5	173.5	222.2	271.2	185.7	226.2	231.6	199.7	199.2	65.5	67.2	66.6	65.1	-0.10	-0.01	0.00
2006/11/24	18:09:00	269.4	266.8	246.7	186.5	174.0	222.3	271.1	185.5	226.5	231.6	199.5	199.2	65.4	66.8	66.8	65.8	-0.10	0.00	0.00
2006/11/24	18:10:00	269.2	266.7	246.5	186.5	174.5	222.4	270.8	186.2	225.7	231.5	199.5	199.0	66.6	65.8	67.2	65.1	-0.10	-0.01	0.00
2006/11/24	18:11:00	269.0	266.2	246.5	186.4	172.8	221.9	270.7	185.9	225.5	231.3	199.5	199.0	66.6	66.6	67.1	64.6	-0.10	0.00	0.00
2006/11/24	18:12:00	268.9	266.2	246.4	186.2	173.3	221.5	270.5	185.0	225.7	231.2	199.3	198.8	66.4	66.4	66.6	65.4	-0.10	-0.01	0.00
2006/11/24	18:13:00	268.9	266.0	246.2	186.2	174.5	221.5	270.4	184.7	225.6	231.2	199.2	198.8	67.1	66.4	66.3	65.3	-0.10	0.00	0.00
2006/11/24	18:14:00	268.7	266.0	246.1	186.0	174.0	222.1	270.2	184.2	225.2	231.0	199.0	198.7	66.4	66.3	67.5	65.1	-0.10	0.00	0.00
2006/11/24	18:15:00	268.6	265.6	246.1	186.0	172.8	222.0	270.2	186.4	225.2	230.9	198.8	198.7	67.8	67.0	67.2	66.0	-0.10	0.00	0.00
2006/11/24	18:16:00	268.4	265.7	246.1	186.0	173.5	221.8	270.0	183.7	225.7	231.1	198.7	198.5	66.2	67.3	67.3	67.2	-0.10	0.00	0.00
2006/11/24	18:17:00	268.2	265.5	246.1	185.9	173.5	221.7	269.9	183.4	225.6	231.1	198.7	198.5	66.2	67.2	67.0	66.6	-0.10	0.00	0.00
2006/11/24	18:18:00	268.1	265.3	246.0	186.0	173.8	221.4	269.8	183.4	225.1	230.8	198.7	198.5	66.6	66.4	67.3	66.4	-0.10	0.00	0.00
2006/11/24	18:19:00	267.9	265.1	245.8	185.7	174.0	221.5	269.7	183.5	225.1	230.8	198.5	198.5	66.6	65.9	67.3	66.2	-0.10	0.00	0.00
2006/11/24	18:20:00	267.9	265.0	245.7	185.9	173.5	221.5	269.5	183.7	225.4	231.0	198.5	198.4	65.3	66.6	66.6	66.0	-0.10	0.00	0.00
2006/11/24	18:21:00	267.7	264.9	245.7	185.7	172.8	221.0	269.2	183.2	225.1	230.7	198.5	198.4	66.0	66.8	66.4	66.8	-0.10	0.00	0.00
2006/11/24	18:22:00	267.6	265.1	245.6	185.5	172.8	220.8	269.2	185.2	225.2	230.7	198.5	198.2	66.6	65.9	66.1	66.8	0.00	0.00	0.00
2006/11/24	18:23:00	267.6	264.9	245.5	185.5	172.8	221.0	269.2	182.7	224.3	230.5	198.5	198.2	67.0	65.5	67.0	66.1	-0.10	0.00	0.00
2006/11/24	18:24:00	267.4	264.9	245.6	185.4	173.3	221.1	269.0	181.7	224.0	230.3	198.5	198.2	66.8	64.8	67.3	65.1	-0.10	0.00	0.00
2006/11/24	18:25:00	267.4	264.6	245.3	185.4	173.3	220.9	268.9	181.5	223.9	230.2	198.5	198.0	66.3	64.8	67.0	64.4	-0.10	0.00	0.00
2006/11/24	18:26:00	267.2	264.5	245.2	185.5	173.0	220.7	268.9	181.2	223.7	230.1	198.5	198.0	66.4	65.1	66.8	64.2	-0.10	0.00	0.00
2006/11/24	18:27:00	267.0	264.3	245.2	185.5	172.6	221.2	268.9	182.0	224.2	230.2	198.4	198.0	66.3	65.0	66.8	64.4	-0.10	0.00	0.00
2006/11/24	18:28:00	267.0	264.2	245.0	185.4	172.6	221.1	268.7	187.5	224.7	230.4	198.0	197.9	66.2	66.6	66.8	65.9	-0.10	0.00	0.00
2006/11/24	18:29:00	266.9	264.2	245.0	185.2	173.0	221.3	268.6	181.0	223.9	230.1	198.0	197.7	67.2	64.8	67.3	65.6	-0.10	-0.01	0.00
2006/11/24	18:30:00	266.7	263.9	244.9	185.2	173.3	221.0	268.4	188.2	223.7	230.0	198.0	197.7	67.1	64.8	67.6	65.5	-0.10	0.00	0.00
2006/11/24	18:31:00	266.5	263.8	244.5	185.0	173.0	220.5	268.2	180.4	224.5	230.0	198.0	197.7	66.8	66.0	66.8	66			

Heat Decay Run

Date	Time	TC1	TC2	TC3	TC4	TC5	TC6	TC7	TC8	TC9	TC10	TC11	TC12	TC13	TC14	TC15	TC16	VDC	Amps	Watts
2006/11/24	18:34:00	266.1	263.2	244.2	184.9	172.8	219.8	267.6	179.2	224.0	229.7	197.4	197.4	65.0	66.8	66.4	66.6	-0.10	0.00	0.00
2006/11/24	18:35:00	266.0	263.4	244.2	184.7	172.3	220.0	267.4	178.8	224.0	229.5	197.5	197.2	66.2	66.6	66.4	66.4	-0.10	0.00	0.00
2006/11/24	18:36:00	265.8	263.2	244.2	184.7	172.0	220.0	267.4	178.2	223.7	229.5	197.4	197.2	67.0	66.2	66.6	66.2	-0.10	0.00	0.00
2006/11/24	18:37:00	265.6	262.9	243.9	184.7	171.8	219.8	267.3	178.0	223.3	229.2	197.5	197.2	66.4	65.0	66.8	64.8	-0.10	-0.01	0.00
2006/11/24	18:38:00	265.5	262.9	243.9	184.7	171.3	220.0	267.1	183.5	223.8	229.3	197.2	197.2	66.4	66.6	66.8	65.6	-0.10	0.00	0.00
2006/11/24	18:39:00	265.4	262.7	244.0	184.7	172.3	219.7	267.1	177.7	223.8	229.5	197.4	197.2	66.6	65.6	66.6	66.3	-0.10	0.00	0.00
2006/11/24	18:40:00	265.3	262.7	243.8	184.5	171.5	219.7	266.9	177.5	223.8	229.5	197.2	197.0	67.1	65.8	66.1	66.0	-0.10	0.00	0.00
2006/11/24	18:41:00	265.2	262.7	243.9	184.5	172.5	219.6	266.9	177.2	223.5	229.2	197.2	197.0	66.6	65.3	66.8	65.4	-0.10	-0.01	0.00
2006/11/24	18:42:00	265.1	262.6	243.7	184.4	172.1	219.6	266.7	177.0	223.7	229.2	197.2	196.9	66.6	65.5	67.3	65.5	-0.10	0.00	0.00
2006/11/24	18:43:00	264.9	262.6	243.5	184.4	172.1	219.5	266.7	176.8	223.0	229.2	197.2	196.9	66.8	66.1	67.3	66.1	-0.10	0.00	0.00
2006/11/24	18:44:00	264.8	262.2	243.5	184.4	172.0	219.6	266.5	177.0	222.8	228.8	197.2	196.7	66.2	65.9	67.0	65.3	-0.10	-0.01	0.00
2006/11/24	18:45:00	264.6	262.1	243.4	184.2	171.8	219.5	266.2	183.5	222.7	228.8	196.7	196.7	65.6	66.6	66.3	65.4	-0.10	-0.01	0.00
2006/11/24	18:46:00	264.5	261.8	243.2	184.0	171.5	219.1	266.1	176.8	222.6	228.5	196.7	196.7	67.1	66.4	66.1	65.9	-0.10	0.00	0.00
2006/11/24	18:47:00	264.3	261.4	243.2	184.0	171.5	219.3	266.0	179.7	222.5	228.5	196.5	196.5	66.2	66.4	66.6	66.8	-0.10	-0.01	0.00
2006/11/24	18:48:00	264.2	261.6	243.0	183.9	171.6	218.8	265.8	176.8	222.6	228.5	196.4	196.4	65.9	65.9	66.1	65.9	-0.10	-0.01	0.00
2006/11/24	18:49:00	264.0	261.4	242.9	183.7	170.9	218.7	265.5	176.3	222.1	228.0	196.5	196.4	67.1	66.3	66.8	65.3	-0.10	-0.01	0.00
2006/11/24	18:50:00	263.8	261.1	242.9	183.7	171.3	218.7	265.3	176.8	222.7	228.0	196.2	196.2	66.6	66.8	67.2	65.8	-0.10	-0.01	0.00
2006/11/24	18:51:00	263.7	260.9	242.9	183.7	171.3	218.7	265.3	176.8	222.4	228.0	196.2	196.2	65.8	66.8	66.2	65.7	-0.10	-0.01	0.00
2006/11/24	18:52:00	263.7	261.1	242.4	183.4	171.3	218.3	265.0	176.3	221.9	228.0	196.2	196.0	66.6	66.2	66.2	66.0	-0.10	-0.01	0.00
2006/11/24	18:53:00	263.5	260.8	242.4	183.4	170.9	218.3	265.0	175.7	222.1	228.0	196.0	196.0	66.1	66.8	66.6	66.2	-0.10	-0.01	0.00
2006/11/24	18:54:00	263.4	260.7	242.5	183.5	171.1	218.3	264.9	175.8	222.2	227.9	196.0	195.9	66.3	66.3	65.8	66.6	-0.10	-0.01	0.00
2006/11/24	18:55:00	263.2	260.7	242.4	183.2	170.6	218.2	264.7	175.5	222.2	227.7	196.0	195.9	66.6	66.4	65.8	65.5	-0.10	-0.01	0.00
2006/11/24	18:56:00	263.2	260.5	242.2	183.2	170.6	217.7	264.5	175.5	221.9	227.7	195.7	195.7	66.6	66.8	66.8	66.2	-0.10	0.00	0.00
2006/11/24	18:57:00	263.0	260.3	242.1	183.4	171.6	218.3	264.5	175.3	221.8	227.5	196.0	195.7	66.8	66.2	67.3	65.9	-0.10	-0.01	0.00
2006/11/24	18:58:00	263.0	260.6	242.1	183.2	170.6	217.8	264.4	175.3	221.7	227.5	195.9	195.7	66.4	66.4	67.1	65.7	-0.10	0.00	0.00
2006/11/24	18:59:00	262.7	260.4	242.2	183.0	171.3	218.2	264.3	175.0	221.7	227.7	195.7	195.7	66.0	66.8	66.6	66.4	-0.10	0.00	0.00
2006/11/24	19:00:00	262.6	260.3	241.9	183.2	171.1	217.5	264.2	175.0	221.9	227.5	195.5	195.5	65.7	66.6	66.6	66.4	-0.10	0.00	0.00
2006/11/24	19:01:00	262.4	260.1	241.7	183.0	169.8	217.7	263.9	174.5	221.7	227.5	195.7	195.5	66.1	66.4	66.2	66.2	-0.10	0.00	0.00
2006/11/24	19:02:00	262.2	259.9	241.7	183.0	170.9	217.7	263.9	174.6	221.0	227.0	195.7	195.5	67.2	65.4	66.8	65.7	-0.10	0.00	0.00
2006/11/24	19:03:00	262.2	259.8	241.6	182.9	170.3	217.7	263.7	175.3	221.3	227.0	195.5	195.5	66.4	65.9	67.1	65.8	-0.10	0.00	0.00
2006/11/24	19:04:00	262.2	259.6	241.6	182.9	170.3	217.5	263.7	174.6	221.2	227.2	195.2	195.4	65.7	67.5	66.4	67.3	-0.10	0.00	0.00
2006/11/24	19:05:00	262.1	259.6	241.6	183.0	170.8	217.5	263.7	175.0	220.8	227.0	195.5	195.2	66.8	66.1	66.6	65.7	-0.10	0.00	0.00
2006/11/24	19:06:00	261.9	259.5	241.4	182.9	170.6	217.2	263.7	175.3	221.3	227.0	195.4	195.2	66.2	67.3	67.2	65.8	-0.10	0.00	0.00
2006/11/24	19:07:00	261.9	259.4	241.6	182.9	170.3	217.5	263.5	182.2	221.2	227.2	195.0	195.2	65.8	67.0	67.0	67.1	-0.10	0.00	0.00
2006/11/24	19:08:00	261.8	259.2	241.4	182.9	170.0	217.5	263.4	183.0	220.8	227.0	195.2	195.0	65.1	66.2	66.0	66.6	-0.10	0.00	0.00
2006/11/24	19:09:00	261.6	259.3	241.2	182.7	170.3	217.2	263.2	173.8	220.9	227.0	195.2	195.0	66.8	65.7	66.0	65.4	-0.10	0.00	0.00
2006/11/24	19:10:00	261.4	259.1	241.3	182.7	171.3	217.5	263.2	174.0	221.2	227.0	195.2	195.0	66.6	66.6	66.4	66.4	-0.10	0.00	0.00
2006/11/24	19:11:00	261.4	258.8	241.2	182.7	170.3	216.5	263.0	174.6	221.3	226.9	195.0	195.0	64.8	67.0	66.6	66.8	-0.10	-0.01	0.00
2006/11/24	19:12:00	261.3	258.7	241.2	182.5	170.3	217.2	262.9	182.5	220.5	226.9	195.0	194.9	66.6	66.8	66.4	67.1	-0.10	0.00	0.00
2006/11/24	19:13:00	261.2	258.5	240.9	182.5	170.3	216.7	262.9	180.5	220.7	226.7	195.0	194.7	67.2	65.4	66.6	65.9	-0.10	0.00	0.00
2006/11/24	19:14:00	260.9	258.5	240.9	182.4	170.5	217.2	262.6	181.5	220.5	226.4	195.0	194.7	67.3	66.8	67.2	65.9	-0.10	0.00	0.00
2006/11/24	19:15:00	260.9	258.5	240.7	182.4	170.4	217.2	262.4	175.3	220.9	226.5	194.7	194.5	65.7	67.1	66.4	66.4	-0.10	0.00	0.00
2006/11/24	19:16:00	260.9	258.4	240.7	182.2	169.9	217.0	262.4	174.1	220.1	226.2	194.9	194.5	66.6	66.3	66.2	65.9	-0.10	0.00	0.00
2006/11/24	19:17:00	260.7	258.2	240.7	182.2	169.9	216.2	262.4	173.8	220.6	226.2	194.7	194.5	65.7	66.6	66.3	66.0	-0.10	0.00	0.00
2006/11/24	19:18:00	260.5	257.9	240.4	182.2	170.3	216.2	262.2	174.0	220.6	226.2	194.7	194.5	66.0	66.3	66.6	66.3	-0.10	-0.01	0.00
2006/11/24	19:19:00	260.3	257.8	240.4	182.0	169.8	216.7	261.9	173.6	220.2	226.1	194.5	194.5	65.7	65.9	66.8	66.0	-0.10	-0.01	0.00
2006/11/24	19:20:00	260.3	257.7	240.2	182.2	169.5	216.2	262.1	173.3	220.0	226.1	194.5	194.4	66.2	66.8	66.8	66.8	-0.10	0.00	0.00
2006/11/24	19:21:00	260.2	257.5	240.4	182.2	169.6	216.2	261.9	175.3	220.5	226.1	194.5	194.2	67.2	66.6	66.3	66.6	-0.10	-0.01	0.00
2006/11/24	19:22:00	260.0	257.5	240.0	181.9	170.4	216.4	261.6	172.5	219.7	225.7	194.5	194.2	67.0	65.8	66.8	65.8	-0.10	0.00	0.00
2006/11/24	19:23:00	259.8	257.4	240.0	181.7	169.8	216.0	261.4	172.5	219.5	225.6	194.2	194.0	66.4	67.2	66.3	65.5	-0.10	-0.01	0.00
2006/11/24	19:24:00	259.6	256.9	239.9	181.5	169.5	215.7	261.2	172.3	219.0	225.6	194.2	194.0	65.6	66.2	65.9	66.3	-0.10	0.00	0.00
2006/11/24	19:25:00	259.5	256.9	239.7	181.5	169.1	215.5	261.1	172.0	219.0	225.2	194.0	194.0	66.1	66.1	66.8	65.7	-0.10	0.00	0.00
2006/11/24	19:26:00	259.5	256.7	239.6	181.7	169.3	215.4	260.9	171.8	219.6	225.4	194.0	193.9	66.1	67.0	66.2	66.6	-0.10	0.00	0.00
2006/11/24	19:27:00	259.4	256.9	239.7	181.5	169.3	215.5	260.9	171.8	219.5	225.4	193.9	193.9	66.2	66.8	66.2	66.6	-0.10	-0.01	0.00
2006/11/24	19:28:00	259.3	256.9	239.7	181.5	170.1	215.5	260.9	172.5	219.7	225.4	193.9	193.7	66.0	66.8	66.4	66.6	-0.10	-0.01	0.00
2006/11/24	19:29:00	259.1	256.7	239.6	181.5	169.0	215.7	260.8	171.3	219.0	225.2	194.0	193.7	65.9	66.4	66.8	66.0	-0.10	-0.01	0.00
2006/11/24	19:30:00	259.0	256.7	239.4																

Heat Decay Run

3-690
for Model AOS-025, AOS-050, and AOS-100 Transport Packages, Rev. G, July 27, 2012 (Docket No. 71-9316)

Date	Time	TC1	TC2	TC3	TC4	TC5	TC6	TC7	TC8	TC9	TC10	TC11	TC12	TC13	TC14	TC15	TC16	VDC	Amps	Watts
2006/11/24	19:32:00	258.7	256.1	239.0	181.2	168.8	215.7	260.2	176.3	219.0	224.9	193.5	193.5	66.3	66.8	67.2	65.8	-0.10	-0.01	0.00
2006/11/24	19:33:00	258.6	256.1	239.0	181.2	168.9	215.4	260.1	170.5	218.7	224.7	193.5	193.4	66.6	65.5	65.9	65.8	-0.10	-0.01	0.00
2006/11/24	19:34:00	258.5	255.9	238.9	181.0	168.8	215.1	260.0	175.3	218.8	224.7	193.5	193.4	66.3	66.4	65.9	65.6	-0.10	-0.01	0.00
2006/11/24	19:35:00	258.3	256.1	238.8	181.0	169.5	215.1	259.9	178.0	218.7	224.7	193.2	193.2	65.6	67.0	66.0	65.5	-0.10	-0.01	0.00
2006/11/24	19:36:00	258.2	256.1	238.8	180.7	169.0	214.5	259.7	174.3	218.5	224.8	193.2	193.2	66.1	67.1	66.0	66.8	-0.10	0.00	0.00
2006/11/24	19:37:00	258.2	255.7	238.8	180.5	168.8	215.1	259.6	171.3	218.3	224.5	193.2	193.0	66.2	66.3	65.6	66.2	-0.10	-0.01	0.00
2006/11/24	19:38:00	258.0	255.7	238.5	180.5	168.5	214.7	259.4	169.8	218.7	224.5	193.0	193.0	65.4	66.3	65.6	66.1	-0.10	-0.01	0.00
2006/11/24	19:39:00	257.8	255.6	238.4	180.5	168.4	214.7	259.3	173.3	218.0	224.1	193.0	192.9	67.7	66.2	66.8	65.9	-0.10	-0.01	0.00
2006/11/24	19:40:00	257.8	255.4	238.3	180.4	168.3	214.6	259.2	169.1	218.0	224.0	193.0	192.9	66.8	65.7	67.1	66.2	-0.10	-0.01	0.00
2006/11/24	19:41:00	257.7	255.3	238.2	180.4	168.2	214.1	259.0	169.8	218.0	224.1	192.9	192.9	65.4	66.8	66.2	66.3	-0.10	-0.01	0.00
2006/11/24	19:42:00	257.5	254.9	238.1	180.5	168.2	214.4	259.0	168.6	218.0	223.9	192.9	192.7	66.3	66.8	65.7	65.2	-0.10	-0.01	0.00
2006/11/24	19:43:00	257.4	254.8	238.0	180.5	167.9	214.2	258.8	173.6	217.7	223.8	193.0	192.7	67.7	65.2	65.9	64.8	-0.10	-0.01	0.00
2006/11/24	19:44:00	257.2	254.6	237.7	180.2	168.6	214.2	258.8	173.8	217.5	223.7	192.9	192.7	66.6	65.2	66.2	64.6	-0.10	-0.01	0.00
2006/11/24	19:45:00	257.2	254.6	238.0	180.4	168.3	214.1	258.7	164.7	218.5	223.9	192.5	192.5	66.2	66.2	66.8	67.0	-0.10	-0.01	0.00
2006/11/24	19:46:00	256.9	254.8	237.7	180.4	168.4	214.2	258.4	164.4	217.7	223.7	192.7	192.5	65.7	65.5	66.8	66.3	-0.10	-0.01	0.00
2006/11/24	19:47:00	256.7	254.3	237.6	180.2	167.8	213.5	258.3	173.3	218.0	223.8	192.5	192.5	66.2	66.8	65.7	66.6	-0.10	-0.01	0.00
2006/11/24	19:48:00	256.7	254.2	237.4	180.0	168.0	214.0	258.2	167.6	217.7	223.4	192.7	192.5	66.8	66.1	65.6	65.8	-0.10	-0.01	0.00
2006/11/24	19:49:00	256.5	254.2	237.4	179.9	167.4	213.2	258.0	175.5	217.5	223.4	192.4	192.2	66.2	66.1	65.8	65.2	-0.10	-0.01	0.00
2006/11/24	19:50:00	256.4	254.1	237.2	179.7	167.9	213.2	257.9	167.9	217.2	223.3	192.4	192.2	65.0	66.1	66.3	66.1	-0.10	-0.01	0.00
2006/11/24	19:51:00	256.4	253.9	237.2	179.7	167.8	213.7	257.8	167.4	217.0	223.1	192.4	192.0	66.1	64.8	66.6	65.1	-0.10	-0.01	0.00
2006/11/24	19:52:00	256.2	253.9	237.2	179.7	168.2	213.6	257.7	167.1	217.0	223.1	192.2	192.0	65.9	65.9	66.3	65.5	-0.10	-0.01	0.00
2006/11/24	19:53:00	256.2	253.8	237.2	179.9	167.7	213.5	257.7	167.2	217.0	223.0	192.5	192.0	66.6	66.2	65.6	65.5	-0.10	-0.01	0.00
2006/11/24	19:54:00	255.9	253.7	237.0	179.5	167.9	213.6	257.4	167.2	217.0	222.9	192.2	192.0	67.0	65.4	65.9	65.8	-0.10	-0.01	0.00
2006/11/24	19:55:00	255.7	253.4	236.7	179.7	167.8	213.4	257.4	168.2	216.9	222.8	192.0	191.9	66.4	65.6	66.1	65.7	-0.10	-0.01	0.00
2006/11/24	19:56:00	255.7	253.3	236.5	179.5	168.1	213.4	257.0	173.8	216.9	222.7	192.0	191.7	66.4	66.3	66.2	66.0	-0.10	-0.01	0.00
2006/11/24	19:57:00	255.4	253.3	236.5	179.2	167.2	213.4	256.9	173.1	216.7	222.5	191.7	191.5	65.7	66.0	66.6	65.9	-0.10	-0.01	0.00
2006/11/24	19:58:00	255.4	253.2	236.5	179.2	167.3	212.9	256.7	172.3	216.4	222.3	191.7	191.5	66.6	65.8	65.9	65.6	-0.10	-0.01	0.00
2006/11/24	19:59:00	255.2	253.1	236.3	179.0	167.3	212.7	256.4	172.0	216.2	222.1	191.7	191.4	66.8	65.5	66.0	65.2	-0.10	-0.01	0.00
2006/11/24	20:00:00	255.1	252.8	236.2	179.0	167.0	212.7	256.4	171.3	215.7	221.8	191.5	191.2	65.9	65.4	66.3	65.5	-0.10	-0.01	0.00
2006/11/24	20:01:00	255.1	252.6	236.2	179.0	167.1	212.7	256.2	174.0	215.4	221.8	191.5	191.2	65.8	65.6	66.3	65.8	-0.10	-0.01	0.00
2006/11/24	20:02:00	254.9	252.4	236.0	178.7	166.5	212.5	256.2	171.1	215.9	222.0	191.2	191.2	64.8	66.1	66.3	65.9	-0.10	-0.01	0.00
2006/11/24	20:03:00	254.8	252.2	236.0	178.7	166.6	212.1	255.9	170.8	215.7	221.6	191.2	191.2	66.3	65.8	65.9	65.5	-0.10	-0.01	0.00
2006/11/24	20:04:00	254.6	252.1	235.9	178.5	167.0	212.2	255.7	177.3	215.1	221.5	191.2	191.0	66.6	65.0	66.6	65.0	-0.10	-0.01	0.00
2006/11/24	20:05:00	254.5	252.0	235.7	178.7	167.1	211.9	255.6	174.0	215.2	221.4	191.2	191.0	66.0	64.6	65.9	64.6	-0.10	-0.01	0.00
2006/11/24	20:06:00	254.4	252.2	235.7	178.5	167.0	212.3	255.6	169.4	215.1	221.2	191.0	190.9	65.7	65.5	65.9	64.6	-0.10	-0.01	0.00
2006/11/24	20:07:00	254.3	251.7	235.5	178.5	166.3	211.7	255.4	168.9	215.1	221.3	190.9	190.9	66.0	66.4	65.6	65.9	-0.10	-0.01	0.00
2006/11/24	20:08:00	254.2	251.7	235.5	178.5	167.1	212.0	255.2	169.0	214.9	220.9	190.9	190.9	66.6	65.3	65.7	65.0	-0.10	-0.01	0.00
2006/11/24	20:09:00	254.1	251.7	235.2	178.2	166.6	211.8	254.9	169.3	215.0	220.8	190.7	190.7	65.8	65.7	66.6	64.6	-0.10	-0.01	0.00
2006/11/24	20:10:00	254.1	251.6	235.2	178.2	166.3	211.6	254.9	170.3	214.6	220.8	190.5	190.7	65.9	66.1	66.4	65.7	-0.10	-0.01	0.00
2006/11/24	20:11:00	253.9	251.3	235.0	178.2	167.3	211.9	254.8	165.6	215.1	220.8	190.7	190.5	66.4	66.1	66.6	65.7	-0.10	-0.01	0.00
2006/11/24	20:12:00	253.7	251.2	235.1	178.0	166.3	211.8	254.7	167.3	214.4	220.6	190.7	190.5	66.0	65.2	66.6	65.5	-0.10	-0.01	0.00
2006/11/24	20:13:00	253.7	251.4	234.7	178.0	166.3	211.6	254.6	167.5	214.0	220.3	190.7	190.4	66.0	65.5	66.4	64.8	-0.10	-0.01	0.00
2006/11/24	20:14:00	253.3	251.0	234.7	178.0	166.3	211.4	254.3	166.2	214.6	220.3	190.5	190.4	66.4	65.7	66.6	65.0	-0.10	-0.01	0.00
2006/11/24	20:15:00	253.3	251.0	234.7	177.8	165.6	211.1	254.2	166.1	214.6	220.5	190.2	190.2	65.6	66.1	66.2	66.0	-0.10	-0.01	0.00
2006/11/24	20:16:00	253.2	250.7	234.6	177.8	165.7	210.8	254.1	166.4	214.7	220.5	190.2	190.2	65.7	65.5	65.5	65.6	-0.10	-0.01	0.00
2006/11/24	20:17:00	253.0	250.4	234.6	177.8	166.1	211.1	254.0	166.2	214.2	220.1	190.2	190.2	66.1	65.3	65.5	65.3	-0.10	-0.01	0.00
2006/11/24	20:18:00	252.9	250.7	234.6	177.8	166.1	210.8	253.8	166.0	214.0	220.0	190.2	190.0	65.1	65.0	65.9	64.6	-0.10	-0.01	0.00
2006/11/24	20:19:00	252.7	250.5	234.5	177.7	166.4	211.0	253.8	166.0	214.0	220.0	190.2	190.0	65.6	64.8	66.6	64.4	-0.10	-0.01	0.00
2006/11/24	20:20:00	252.7	250.4	234.4	177.7	165.7	210.8	253.7	165.8	214.1	220.0	189.9	190.0	65.9	66.4	65.7	65.9	-0.10	-0.01	0.00
2006/11/24	20:21:00	252.5	250.4	234.1	177.5	165.7	210.9	253.5	167.9	213.7	220.0	189.9	189.9	66.3	65.6	66.3	65.0	-0.10	-0.01	0.00
2006/11/24	20:22:00	252.4	249.7	234.0	177.5	165.2	209.6	253.3	162.6	213.7	220.0	189.9	189.9	64.4	66.8	64.8	65.2	-0.10	-0.01	0.00
2006/11/24	20:23:00	252.3	249.9	234.1	177.5	165.5	210.4	253.3	162.6	214.1	220.0	189.7	189.7	65.0	66.8	65.2	65.6	-0.10	-0.01	0.00
2006/11/24	20:24:00	252.2	249.9	234.0	177.5	165.9	210.4	253.2	162.8	214.2	219.8	189.7	189.7	66.0	65.2	65.7	65.9	-0.10	-0.01	0.00
2006/11/24	20:25:00	252.1	249.7	233.8	177.3	164.9	210.0	253.1	171.5	214.2	219.7	189.7	189.7	66.0	65.2	66.4	65.4	-0.10	-0.01	0.00
2006/11/24	20:26:00	252.0	249.6	233.8	177.3	166.1	210.2	252.9	162.5	213.7	219.5	189.7	189.5	65.4	65.9	66.0	64.4	-0.10	-0.01	0.00
2006/11/24	20:27:00	251.9	249.6	233.5	177.2	165.5	210.3	252.8	166.5	213.5	219.5	189.7	189.5	65.4	65.3	65.8	64			

Heat Decay Run

Radioactive Material Transport Packaging System Safety Analysis Report
for Model AOS-025, AOS-050, and AOS-100 Transport Packages, Rev. G, July 27, 2012 (Docket No. 71-9316)

3-691

Date	Time	TC1	TC2	TC3	TC4	TC5	TC6	TC7	TC8	TC9	TC10	TC11	TC12	TC13	TC14	TC15	TC16	VDC	Amps	Watts
2006/11/24	20:30:00	251.5	249.1	233.4	177.0	165.5	209.9	252.4	160.4	213.4	219.1	189.4	189.4	65.2	65.3	65.3	65.3	-0.10	0.00	0.00
2006/11/24	20:31:00	251.4	249.1	233.2	176.8	165.4	209.6	252.2	165.3	213.2	219.1	189.4	189.2	65.5	65.2	65.1	65.0	-0.10	0.00	0.00
2006/11/24	20:32:00	251.2	248.7	233.2	176.8	165.9	210.0	252.1	164.5	212.8	219.0	189.4	189.2	66.1	65.1	66.3	64.8	-0.10	0.00	0.00
2006/11/24	20:33:00	251.2	248.9	233.2	176.8	165.6	209.5	251.9	169.8	212.6	218.5	189.2	189.2	65.8	64.0	66.0	64.2	-0.10	0.00	0.00
2006/11/24	20:34:00	251.0	248.7	233.1	176.8	164.6	209.6	251.9	160.3	211.8	218.5	189.2	189.2	65.8	64.6	66.2	63.7	0.00	0.00	0.00
2006/11/24	20:35:00	250.9	248.6	232.9	176.8	165.0	209.4	251.8	158.5	211.7	218.3	189.2	189.0	65.8	64.4	65.5	63.5	-0.10	0.00	0.00
2006/11/24	20:36:00	250.8	248.7	232.9	176.5	164.6	209.4	251.6	165.6	212.3	218.3	188.9	189.0	65.1	65.3	65.3	64.2	-0.10	-0.01	0.00
2006/11/24	20:37:00	250.7	248.6	232.8	176.5	164.5	209.1	251.5	159.5	212.7	218.5	188.9	188.9	65.7	65.8	65.8	64.8	-0.10	0.00	0.00
2006/11/24	20:38:00	250.5	248.2	232.7	176.5	164.9	209.2	251.4	157.5	212.7	218.5	188.9	188.9	65.2	66.0	66.0	65.2	-0.10	0.00	0.00
2006/11/24	20:39:00	250.5	248.3	232.6	176.5	164.7	209.2	251.3	162.8	212.7	218.5	188.7	188.7	65.2	65.5	65.2	65.1	-0.10	0.00	0.00
2006/11/24	20:40:00	250.4	247.9	232.5	176.5	165.7	209.3	251.2	157.6	212.1	218.2	188.9	188.7	65.8	65.0	65.8	64.2	0.00	0.00	0.00
2006/11/24	20:41:00	250.4	247.9	232.3	176.3	165.6	209.1	251.2	159.0	212.5	218.2	188.7	188.7	65.8	65.5	66.2	64.8	0.00	0.00	0.00
2006/11/24	20:42:00	250.2	247.9	232.3	176.3	165.2	208.8	250.9	157.8	212.4	218.0	188.7	188.5	64.8	65.6	65.6	65.0	0.00	0.00	0.00
2006/11/24	20:43:00	250.0	247.8	232.4	176.3	164.4	208.9	250.8	164.0	212.0	218.3	188.5	188.5	64.8	66.4	65.7	65.8	0.00	0.00	0.00
2006/11/24	20:44:00	249.9	247.7	232.2	176.2	164.8	208.9	250.7	157.0	212.4	218.3	188.4	188.5	65.0	66.0	65.8	65.6	0.00	0.00	0.00
2006/11/24	20:45:00	249.9	247.9	232.1	176.0	164.6	208.5	250.7	157.3	212.0	218.0	188.4	188.5	64.6	65.9	65.7	65.2	0.00	0.00	0.00
2006/11/24	20:46:00	249.7	247.5	232.0	176.0	165.1	208.8	250.4	157.1	211.6	217.8	188.4	188.4	65.8	65.3	66.6	65.3	0.00	0.00	0.00
2006/11/24	20:47:00	249.6	247.2	231.9	176.0	165.1	208.2	250.4	166.9	211.8	217.7	188.5	188.2	65.3	65.5	66.1	64.3	0.00	0.00	0.00
2006/11/24	20:48:00	249.4	247.0	231.7	176.0	165.0	208.3	250.4	158.5	211.8	217.5	188.4	188.2	65.5	65.1	65.8	63.9	0.00	0.00	0.00
2006/11/24	20:49:00	249.2	247.0	231.7	175.8	164.6	208.3	250.2	156.8	211.1	217.5	188.2	188.2	65.9	65.9	66.2	64.8	-0.10	0.00	0.00
2006/11/24	20:50:00	249.2	247.0	231.6	175.8	164.8	208.4	250.2	154.6	211.6	217.5	188.0	188.0	65.9	65.6	65.6	65.2	0.00	0.00	0.00
2006/11/24	20:51:00	249.2	247.1	231.6	175.8	164.8	208.2	250.0	157.3	211.8	217.5	188.0	188.0	65.6	65.3	65.6	65.9	-0.10	0.00	0.00
2006/11/24	20:52:00	249.2	246.6	231.5	175.8	163.9	208.3	249.9	154.9	211.2	217.5	187.9	188.0	65.7	65.2	66.0	65.8	0.00	0.00	0.00
2006/11/24	20:53:00	248.9	246.7	231.2	175.7	163.8	208.2	249.9	160.0	211.4	217.3	187.9	187.9	65.7	65.5	65.7	65.2	-0.10	0.00	0.00
2006/11/24	20:54:00	248.9	246.6	231.3	175.5	163.5	207.9	249.7	155.8	211.5	217.3	187.7	187.9	65.1	65.3	65.3	65.3	0.00	0.00	0.00
2006/11/24	20:55:00	248.7	246.5	231.0	175.5	163.4	207.6	249.6	157.3	211.3	217.2	187.9	187.9	65.1	64.8	65.2	65.1	0.00	0.00	0.00
2006/11/24	20:56:00	248.6	246.3	231.1	175.5	164.3	207.8	249.4	164.2	210.8	217.2	188.0	187.9	65.4	64.8	66.2	63.9	-0.10	0.00	0.00
2006/11/24	20:57:00	248.4	246.3	231.0	175.7	164.5	207.7	249.4	162.0	210.8	217.0	187.7	187.7	65.2	65.0	65.7	63.8	-0.10	-0.01	0.00
2006/11/24	20:58:00	248.4	246.2	231.0	175.5	164.6	208.0	249.4	165.0	210.9	216.9	187.7	187.7	66.2	65.0	66.3	64.6	-0.10	0.00	0.00
2006/11/24	20:59:00	248.3	246.2	231.0	175.5	164.2	207.8	249.2	166.8	210.3	216.5	188.0	187.7	65.9	64.8	66.4	64.1	-0.10	-0.01	0.00
2006/11/24	21:00:00	248.2	246.1	230.8	175.5	163.8	207.8	249.2	155.3	210.5	216.5	187.7	187.5	65.8	64.8	66.4	64.1	0.00	-0.01	0.00
2006/11/24	21:01:00	247.9	245.9	230.7	175.5	164.8	207.6	249.1	154.5	210.6	216.4	187.7	187.5	65.8	65.0	65.7	64.6	-0.10	-0.01	0.00
2006/11/24	21:02:00	247.9	245.7	230.6	175.5	164.2	207.9	248.9	154.0	210.9	216.5	187.5	187.5	65.9	65.6	66.6	65.1	-0.10	0.00	0.00
2006/11/24	21:03:00	247.9	245.6	230.6	175.3	164.8	207.8	248.9	159.5	210.7	216.5	187.5	187.4	65.8	65.5	66.4	64.8	-0.10	0.00	0.00
2006/11/24	21:04:00	247.9	245.7	230.6	175.3	163.5	207.1	248.9	157.5	210.7	216.5	187.4	187.4	66.2	66.0	65.8	65.4	-0.10	0.00	0.00
2006/11/24	21:05:00	247.8	245.5	230.5	175.3	163.4	207.7	248.9	158.7	210.8	216.5	187.2	187.4	65.7	64.8	65.9	64.8	-0.10	0.00	0.00
2006/11/24	21:06:00	247.6	245.2	230.6	175.5	163.7	207.6	248.9	160.5	210.9	216.7	187.2	187.2	65.8	66.4	66.1	65.9	-0.10	0.00	0.00
2006/11/24	21:07:00	247.6	245.3	230.3	175.5	163.8	207.0	248.7	154.3	210.9	216.7	187.2	187.2	65.7	65.9	65.4	65.8	-0.10	0.00	0.00
2006/11/24	21:08:00	247.5	245.0	230.2	175.3	163.8	207.4	248.7	154.3	210.8	216.5	187.2	187.2	66.1	65.9	66.0	65.7	-0.10	-0.01	0.00
2006/11/24	21:09:00	247.2	245.0	230.0	175.2	164.3	207.7	248.4	153.3	210.7	216.5	186.9	187.0	65.2	66.4	65.8	65.6	-0.10	-0.01	0.00
2006/11/24	21:10:00	247.2	245.1	230.0	175.3	163.9	207.3	248.4	153.2	210.6	216.2	187.0	187.0	66.0	65.4	65.9	64.8	-0.10	0.00	0.00
2006/11/24	21:11:00	247.1	245.0	229.8	175.2	163.1	207.1	248.2	152.2	210.3	216.0	186.7	187.0	65.6	65.9	65.6	64.6	-0.10	0.00	0.00
2006/11/24	21:12:00	247.0	244.8	230.0	175.2	163.5	206.9	248.2	155.8	209.4	216.0	186.7	186.9	66.3	64.3	65.6	64.4	-0.10	0.00	0.00
2006/11/24	21:13:00	247.0	244.6	230.0	175.2	163.6	206.8	248.2	159.3	209.5	216.0	186.9	186.9	65.8	64.2	66.8	64.3	0.00	0.00	0.00
2006/11/24	21:14:00	246.8	244.4	229.8	175.0	163.7	206.8	248.1	154.4	209.5	215.7	186.9	186.7	65.6	64.2	65.8	64.2	-0.10	0.00	0.00
2006/11/24	21:15:00	246.8	244.4	229.7	175.0	163.4	206.9	247.9	152.7	210.0	215.7	186.7	186.7	65.8	64.2	66.6	64.3	-0.10	-0.01	0.00
2006/11/24	21:16:00	246.7	244.5	229.5	174.8	163.6	206.8	247.9	156.0	209.5	216.0	186.4	186.7	65.4	66.1	65.6	65.2	-0.10	0.00	0.00
2006/11/24	21:17:00	246.5	244.2	229.6	174.8	163.6	206.8	247.7	161.8	210.2	216.0	186.5	186.5	65.6	65.5	65.7	65.5	0.00	0.00	0.00
2006/11/24	21:18:00	246.4	244.3	229.6	174.6	163.2	206.8	247.6	158.5	209.6	215.7	186.4	186.5	66.6	64.6	66.3	64.4	0.00	0.00	0.00
2006/11/24	21:19:00	246.3	244.2	229.5	174.5	163.7	207.0	247.5	157.8	209.5	215.7	186.5	186.5	66.2	65.3	66.6	65.0	-0.10	0.00	0.00
2006/11/24	21:20:00	246.1	243.9	229.2	174.5	163.2	206.8	247.4	156.3	209.7	215.4	186.4	186.5	65.6	65.3	65.8	64.8	-0.10	-0.01	0.00
2006/11/24	21:21:00	246.1	243.8	229.2	174.5	163.4	206.6	247.3	152.6	209.5	215.4	186.2	186.4	65.7	65.4	66.1	65.2	0.00	0.00	0.00
2006/11/24	21:22:00	246.0	243.9	229.0	174.5	162.7	206.2	247.2	152.2	209.6	215.4	186.0	186.4	65.6	66.4	66.3	65.9	-0.10	0.00	0.00
2006/11/24	21:23:00	245.8	243.7	229.0	174.3	162.8	206.6	246.9	158.5	209.4	215.1	186.0	186.2	66.6	64.8	65.8	65.3	-0.10	-0.01	0.00
2006/11/24	21:24:00	245.7	243.7	228.2	174.3	162.4	206.0	246.8	150.4	209.4	215.1	185.9	186.2	64.8	66.6	65.8	66.2	-0.10	-0.01	0.00
2006/11/24	21:25:00	245.6	243.4	228.8	174.3	163.1	206.0	246.8	151.2	209.2	215.1	186.0</								

Heat Decay Run

3-692
for Model AOS-025, AOS-050, and AOS-100 Transport Packages, Rev. G, July 27, 2012 (Docket No. 71-9316)

Date	Time	TC1	TC2	TC3	TC4	TC5	TC6	TC7	TC8	TC9	TC10	TC11	TC12	TC13	TC14	TC15	TC16	VDC	Amps	Watts
2006/11/24	21:28:00	245.2	242.9	228.2	174.0	162.4	205.5	246.3	153.6	208.9	214.7	185.5	185.7	65.4	65.2	65.2	64.8	-0.10	0.00	0.00
2006/11/24	21:29:00	245.1	242.7	228.0	174.0	162.4	205.7	246.2	150.9	208.6	214.6	185.5	185.7	65.4	66.1	65.1	65.7	-0.10	0.00	0.00
2006/11/24	21:30:00	245.0	242.7	228.2	173.8	162.7	205.2	246.0	149.5	208.8	214.6	185.5	185.7	65.4	65.3	65.3	65.1	-0.10	-0.01	0.00
2006/11/24	21:31:00	244.9	242.7	228.0	173.8	162.3	205.2	245.9	150.9	208.7	214.5	185.2	185.5	64.8	65.4	65.2	65.3	-0.10	0.00	0.00
2006/11/24	21:32:00	244.8	242.4	228.0	173.8	162.4	205.6	245.9	148.7	207.9	214.4	185.2	185.5	65.0	66.4	65.4	65.4	-0.10	0.00	0.00
2006/11/24	21:33:00	244.7	242.4	228.0	173.5	162.2	205.2	245.7	150.6	208.3	214.2	185.2	185.5	65.5	65.5	65.1	65.4	0.00	0.00	0.00
2006/11/24	21:34:00	244.6	242.5	227.9	173.5	161.9	205.1	245.5	150.3	207.8	214.0	185.2	185.4	67.0	65.0	65.4	65.1	0.00	0.00	0.00
2006/11/24	21:35:00	244.4	242.4	227.9	173.3	163.1	205.2	245.4	148.5	208.0	213.9	185.4	185.2	66.3	64.4	66.6	64.8	-0.10	0.00	0.00
2006/11/24	21:36:00	244.2	242.2	227.5	173.3	162.2	205.0	245.2	148.5	207.9	213.6	185.2	185.2	65.9	65.2	65.5	64.6	-0.10	0.00	0.00
2006/11/24	21:37:00	244.2	241.9	227.4	173.0	162.2	205.0	245.0	152.9	207.8	213.5	185.0	185.2	65.9	65.2	65.8	65.0	-0.10	0.00	0.00
2006/11/24	21:38:00	244.0	241.9	227.2	173.0	161.7	204.6	244.8	148.0	207.3	213.2	184.9	185.0	66.1	65.4	65.3	64.6	-0.10	0.00	0.00
2006/11/24	21:39:00	243.9	241.7	227.0	172.8	161.6	204.1	244.6	151.6	207.7	213.2	184.7	184.9	64.8	65.6	65.0	65.1	-0.10	0.00	0.00
2006/11/24	21:40:00	243.7	241.4	227.0	172.8	161.7	204.6	244.5	148.3	206.8	213.0	184.7	184.9	65.6	64.8	65.8	63.8	0.00	-0.01	0.00
2006/11/24	21:41:00	243.5	241.4	227.0	172.8	161.2	204.0	244.4	148.5	207.5	213.0	184.4	184.7	63.7	65.4	64.1	63.8	0.00	0.00	0.00
2006/11/24	21:42:00	243.5	241.3	226.7	172.8	161.3	203.8	244.2	156.0	207.0	213.1	184.5	184.7	64.6	65.2	64.2	64.8	0.00	0.00	0.00
2006/11/24	21:43:00	243.4	240.9	226.7	172.8	161.0	204.0	244.0	153.9	207.1	212.8	184.5	184.7	65.6	65.0	64.8	64.6	-0.10	0.00	0.00
2006/11/24	21:44:00	243.2	240.9	226.7	172.5	161.0	204.0	243.9	149.5	206.7	212.7	184.4	184.7	64.6	64.8	64.6	64.6	-0.10	0.00	0.00
2006/11/24	21:45:00	243.2	241.1	226.5	172.3	161.0	204.0	243.8	148.2	206.0	212.5	184.4	184.5	64.6	64.3	64.0	64.2	0.00	0.00	0.00
2006/11/24	21:46:00	243.0	240.9	226.4	172.3	160.9	203.7	243.7	153.3	206.4	212.6	184.0	184.5	65.5	65.2	65.4	64.6	-0.10	0.00	0.00
2006/11/24	21:47:00	242.9	240.9	226.4	172.5	161.0	203.6	243.5	159.2	206.8	212.7	184.0	184.4	65.4	65.0	65.3	65.0	0.00	0.00	0.00
2006/11/24	21:48:00	242.9	240.7	226.2	172.3	161.5	203.6	243.4	156.8	206.7	212.5	184.0	184.4	64.1	64.6	64.8	64.8	0.00	0.00	0.00
2006/11/24	21:49:00	242.7	240.4	226.2	172.3	161.4	203.6	243.4	147.3	206.7	212.4	184.0	184.2	65.5	63.5	65.0	64.6	0.00	0.00	0.00
2006/11/24	21:50:00	242.5	240.6	226.1	172.3	160.7	203.6	243.4	149.4	206.0	212.3	184.0	184.2	64.2	63.3	65.1	63.7	0.00	0.00	0.00
2006/11/24	21:51:00	242.5	240.2	226.1	172.3	160.2	203.1	243.2	145.0	206.7	212.1	184.0	184.2	65.2	64.8	64.3	64.6	-0.10	0.00	0.00
2006/11/24	21:52:00	242.4	240.2	226.0	172.1	160.7	203.3	243.2	145.1	206.0	212.1	183.7	184.0	65.6	64.6	64.6	63.8	-0.10	0.00	0.00
2006/11/24	21:53:00	242.4	240.2	225.9	172.0	160.5	203.1	242.9	145.3	206.3	212.0	183.7	184.0	64.3	64.3	64.8	63.8	0.00	0.00	0.00
2006/11/24	21:54:00	242.2	239.7	225.7	172.0	160.4	203.0	242.9	144.6	206.0	212.1	183.5	184.0	65.6	64.8	65.0	63.9	0.00	0.00	0.00
2006/11/24	21:55:00	242.1	239.7	225.9	172.0	159.8	202.8	242.7	147.3	206.0	212.0	183.5	183.9	64.8	65.0	64.8	64.6	0.00	0.00	0.00
2006/11/24	21:56:00	241.9	239.7	225.6	171.8	159.5	202.7	242.5	144.7	206.2	211.8	183.5	183.7	64.8	65.3	64.6	64.6	-0.10	0.00	0.00
2006/11/24	21:57:00	241.7	239.6	225.5	171.8	160.5	202.7	242.4	144.5	205.8	211.8	183.4	183.7	64.3	65.1	64.1	64.4	-0.10	0.00	0.00
2006/11/24	21:58:00	241.7	239.5	225.4	171.8	160.8	202.8	242.4	144.1	205.8	211.5	183.4	183.7	64.6	65.2	65.1	64.3	0.00	0.00	0.00
2006/11/24	21:59:00	241.6	239.5	225.4	171.5	160.5	202.8	242.2	143.6	206.0	211.6	183.2	183.5	64.0	65.3	64.8	64.6	0.00	0.00	0.00
2006/11/24	22:00:00	241.6	239.6	225.2	171.5	160.0	202.5	242.1	144.2	205.7	211.4	183.2	183.5	63.6	64.6	64.4	64.2	-0.10	0.00	0.00
2006/11/24	22:01:00	241.4	239.5	225.2	171.5	160.7	202.7	242.1	143.6	205.7	211.4	183.2	183.5	64.3	65.0	64.3	64.3	0.00	0.00	0.00
2006/11/24	22:02:00	241.4	239.2	224.8	171.5	160.0	202.2	241.9	144.0	205.7	211.5	183.0	183.4	64.0	65.5	64.8	64.4	0.00	0.00	0.00
2006/11/24	22:03:00	241.3	239.1	225.0	171.5	160.0	202.3	241.9	144.5	205.5	211.3	183.0	183.2	65.0	64.6	65.0	63.8	-0.10	0.00	0.00
2006/11/24	22:04:00	241.2	239.2	224.9	171.3	160.5	202.3	241.7	144.6	205.1	211.2	183.0	183.2	64.2	64.6	65.1	64.1	-0.10	0.00	0.00
2006/11/24	22:05:00	241.1	239.1	224.8	171.3	160.0	202.2	241.7	144.2	205.5	211.0	183.0	183.2	64.0	64.1	65.0	64.2	0.00	0.00	0.00
2006/11/24	22:06:00	241.1	238.9	224.7	171.1	159.3	201.5	241.6	144.4	205.3	211.0	182.9	183.0	64.0	65.2	64.4	64.6	-0.10	0.00	0.00
2006/11/24	22:07:00	240.9	238.8	224.7	171.1	159.7	201.7	241.4	144.1	205.3	211.0	182.9	183.0	64.3	64.0	64.3	63.7	-0.10	0.00	0.00
2006/11/24	22:08:00	240.8	238.3	224.7	171.0	160.0	202.0	241.4	144.0	205.0	210.8	182.7	183.0	64.4	63.8	65.0	63.4	0.00	0.00	0.00
2006/11/24	22:09:00	240.7	238.5	224.5	170.8	160.2	202.0	241.2	144.3	204.6	210.6	182.9	183.0	64.4	64.6	65.4	63.5	0.00	0.00	0.00
2006/11/24	22:10:00	240.7	238.3	224.3	170.9	160.0	201.8	241.1	147.0	204.6	210.8	182.7	183.0	64.6	64.8	65.4	64.4	0.00	0.00	0.00
2006/11/24	22:11:00	240.4	238.3	224.2	170.9	160.0	201.7	240.9	147.5	204.7	210.6	182.5	182.9	64.0	65.0	65.0	64.4	0.00	0.00	0.00
2006/11/24	22:12:00	240.4	238.2	224.2	170.9	160.0	202.0	240.9	147.5	204.5	210.5	182.5	182.7	64.3	64.8	65.3	63.2	0.00	0.00	0.00
2006/11/24	22:13:00	240.3	238.0	224.0	170.8	160.8	201.7	240.7	146.1	204.6	210.4	182.5	182.7	64.4	65.2	65.0	63.3	0.00	0.00	0.00
2006/11/24	22:14:00	240.2	238.0	224.0	170.8	160.5	201.8	240.6	145.9	204.1	210.0	182.5	182.7	65.4	64.8	65.1	64.3	0.00	0.00	0.00
2006/11/24	22:15:00	240.0	237.7	223.9	170.8	160.4	201.7	240.6	145.8	204.2	209.9	182.5	182.5	65.5	64.6	65.6	64.6	0.00	0.00	0.00
2006/11/24	22:16:00	239.7	237.6	223.7	170.8	160.2	201.5	240.4	146.3	204.0	209.9	182.4	182.5	64.6	64.8	65.1	64.4	0.00	0.00	0.00
2006/11/24	22:17:00	239.5	237.6	223.7	170.8	159.9	201.3	240.3	145.5	204.5	209.9	182.0	182.4	65.1	65.2	65.2	64.8	0.00	0.00	0.00
2006/11/24	22:18:00	239.6	237.6	223.6	170.8	159.7	201.3	240.3	145.6	204.3	209.9	181.9	182.4	65.7	65.7	65.0	65.0	-0.10	0.00	0.00
2006/11/24	22:19:00	239.4	237.3	223.5	170.5	159.7	201.3	240.1	145.3	204.1	209.7	181.9	182.4	65.4	63.9	65.3	63.7	-0.10	0.00	0.00
2006/11/24	22:20:00	239.4	237.2	223.4	170.3	159.8	201.0	239.9	144.9	203.6	209.4	182.0	182.2	65.6	65.3	65.3	63.5	-0.10	0.00	0.00
2006/11/24	22:21:00	239.3	237.4	223.4	170.3	159.5	201.2	239.8	144.2	204.1	209.4	181.9	182.2	65.0	65.7	65.2	64.6	-0.10	0.00	0.00
2006/11/24	22:22:00	239.2	237.0	223.3	170.3	158.5	201.0	239.7	151.2	204.1	209.6	181.7	182.0	65.3	65.1	64.8	64.8	-0.10	0.00	0.00
2006/11/24	22:23:00	239.1	237.0	223.2	170.1	158.5	200.5	239.6	145.8	203.5	209.6	181.7	182.0	65.2	64.8	64.8	64			

Heat Decay Run

Radioactive Material Transport Packaging System Safety Analysis Report
for Model AOS-025, AOS-050, and AOS-100 Transport Packages, Rev. G, July 27, 2012 (Docket No. 71-9316)

3-693

Date	Time	TC1	TC2	TC3	TC4	TC5	TC6	TC7	TC8	TC9	TC10	TC11	TC12	TC13	TC14	TC15	TC16	VDC	Amps	Watts
2006/11/24	22:26:00	238.8	236.8	222.9	170.3	159.5	200.8	239.4	145.1	203.7	209.4	181.5	182.0	65.3	65.0	65.2	64.6	0.00	0.00	0.00
2006/11/24	22:27:00	238.7	236.7	222.7	170.0	159.5	200.8	239.3	149.0	204.0	209.3	181.4	182.0	65.2	66.2	65.2	64.8	0.00	0.00	0.00
2006/11/24	22:28:00	238.5	236.3	222.7	170.0	159.2	200.7	239.2	144.8	203.6	209.2	181.4	181.9	65.2	66.2	65.4	64.8	0.00	0.00	0.00
2006/11/24	22:29:00	238.5	236.3	222.6	169.9	159.7	200.5	239.1	144.7	203.6	209.2	181.4	181.7	65.2	65.0	64.8	64.8	-0.10	0.00	0.00
2006/11/24	22:30:00	238.4	236.2	222.6	169.9	159.2	200.3	239.1	144.9	202.7	209.0	181.5	181.7	65.0	64.8	64.8	63.4	-0.10	0.00	0.00
2006/11/24	22:31:00	238.3	236.2	222.6	169.9	159.2	200.5	239.0	144.6	203.0	208.9	181.7	181.7	65.3	65.1	65.4	63.8	0.00	0.00	0.00
2006/11/24	22:32:00	238.3	236.2	222.6	169.8	160.2	200.3	239.0	144.2	203.0	208.8	181.4	181.7	65.5	65.1	65.3	64.3	0.00	0.00	0.00
2006/11/24	22:33:00	238.2	236.0	222.5	169.9	159.5	200.5	238.9	144.9	203.2	209.1	181.2	181.5	66.0	65.5	65.8	65.2	0.00	0.00	0.00
2006/11/24	22:34:00	238.2	236.0	222.5	169.8	159.5	200.2	238.8	145.8	203.3	209.0	181.0	181.5	65.9	65.8	65.7	64.8	0.00	0.00	0.00
2006/11/24	22:35:00	238.0	235.9	222.3	169.8	159.0	200.7	238.7	143.0	203.2	209.0	181.0	181.5	64.8	64.2	66.0	64.8	0.00	0.00	0.00
2006/11/24	22:36:00	237.9	235.7	222.2	169.9	159.0	199.8	238.7	142.8	202.7	208.7	181.2	181.4	65.2	64.1	65.4	63.6	-0.10	0.00	0.00
2006/11/24	22:37:00	237.8	235.9	222.2	169.8	159.9	200.5	238.6	142.9	203.0	208.8	181.2	181.4	65.2	65.2	65.8	64.4	-0.10	0.00	0.00
2006/11/24	22:38:00	237.7	235.7	222.2	169.8	158.7	200.5	238.7	142.9	203.2	208.9	181.0	181.4	64.0	65.6	65.3	64.3	0.00	0.00	0.00
2006/11/24	22:39:00	237.7	235.9	222.2	169.9	158.8	200.2	238.7	145.4	203.6	209.0	180.9	181.2	64.8	66.0	65.3	64.8	0.00	0.00	0.00
2006/11/24	22:40:00	237.6	235.7	222.1	169.8	159.0	200.0	238.6	143.3	203.5	208.9	180.9	181.2	64.1	65.7	65.4	64.1	-0.10	0.00	0.00
2006/11/24	22:41:00	237.6	235.5	221.8	169.8	159.0	200.5	238.4	144.1	203.2	208.8	180.7	181.2	64.8	65.1	65.4	64.1	0.00	0.00	0.00
2006/11/24	22:42:00	237.5	235.5	221.7	169.6	158.7	200.2	238.4	143.5	203.5	209.0	180.7	181.2	64.1	64.4	65.1	64.8	0.00	0.00	0.00
2006/11/24	22:43:00	237.4	235.4	221.8	169.5	159.2	199.7	238.3	143.6	203.0	208.9	180.5	181.0	64.0	64.6	65.2	64.8	0.00	-0.01	0.00
2006/11/24	22:44:00	237.2	235.2	221.7	169.4	158.5	200.0	238.2	143.0	203.1	208.6	180.5	181.0	64.1	65.6	65.4	65.1	0.00	0.00	0.00
2006/11/24	22:45:00	237.2	235.2	221.6	169.4	158.8	200.2	238.0	142.8	202.7	208.6	180.7	181.0	66.0	64.8	65.6	64.6	-0.10	0.00	0.00
2006/11/24	22:46:00	237.0	235.0	221.6	169.5	159.5	200.0	237.9	142.7	203.0	208.5	180.7	181.0	65.7	65.5	65.3	65.1	-0.10	-0.01	0.00
2006/11/24	22:47:00	236.9	235.0	221.6	169.5	158.8	200.0	237.7	142.8	202.3	208.3	180.5	180.9	65.8	65.3	66.2	64.6	-0.10	-0.01	0.00
2006/11/24	22:48:00	236.8	234.9	221.4	169.4	158.8	199.7	237.6	142.7	202.7	208.2	180.4	180.7	65.6	65.7	65.7	64.8	-0.10	-0.01	0.00
2006/11/24	22:49:00	236.7	234.9	221.3	169.3	158.3	199.3	237.6	152.7	202.5	208.2	180.2	180.7	65.1	66.0	65.3	65.8	-0.10	-0.01	0.00
2006/11/24	22:50:00	236.7	234.6	221.2	169.3	158.7	199.2	237.6	141.8	202.7	208.2	180.2	180.7	64.2	65.7	65.5	65.6	-0.10	0.00	0.00
2006/11/24	22:51:00	236.5	234.5	221.2	169.3	158.5	199.7	237.4	145.9	202.7	208.2	180.2	180.7	64.1	65.5	65.5	65.8	-0.10	-0.01	0.00
2006/11/24	22:52:00	236.3	234.4	220.9	169.0	158.3	199.3	237.3	149.2	202.3	208.1	180.0	180.5	65.5	65.1	66.3	65.0	-0.10	0.00	0.00
2006/11/24	22:53:00	236.2	234.2	221.0	169.1	158.3	199.2	237.2	144.5	202.0	207.9	180.0	180.5	64.4	65.3	65.5	65.4	-0.10	-0.01	0.00
2006/11/24	22:54:00	236.2	234.2	220.9	169.0	158.0	199.0	237.0	145.0	202.0	207.9	179.9	180.5	65.4	65.6	65.4	65.5	-0.10	-0.01	0.00
2006/11/24	22:55:00	236.2	234.1	220.8	168.9	158.3	199.2	236.9	144.6	202.2	207.7	179.9	180.4	65.3	65.5	65.9	65.0	-0.10	0.00	0.00
2006/11/24	22:56:00	236.2	234.2	220.7	168.8	157.5	199.0	236.8	144.9	202.0	207.9	179.9	180.4	65.7	65.8	65.3	65.8	-0.10	0.00	0.00
2006/11/24	22:57:00	236.0	234.2	220.8	168.9	158.0	198.7	236.9	150.2	202.0	207.8	179.7	180.2	65.5	65.5	65.2	64.3	-0.10	-0.01	0.00
2006/11/24	22:58:00	236.0	233.9	220.6	168.9	158.3	199.2	236.8	144.5	202.0	207.7	180.0	180.2	65.8	65.8	66.3	64.3	-0.10	0.00	0.00
2006/11/24	22:59:00	236.0	234.1	220.5	168.9	158.7	199.0	236.7	144.5	201.8	207.7	179.9	180.2	64.8	65.5	66.3	65.4	-0.10	-0.01	0.00
2006/11/24	23:00:00	235.7	233.8	220.5	168.9	158.3	198.7	236.7	144.6	202.3	207.7	179.7	180.2	64.4	66.0	65.2	65.6	-0.10	-0.01	0.00
2006/11/24	23:01:00	235.5	233.6	220.3	168.6	158.5	198.7	236.3	149.0	202.0	207.6	179.5	180.0	64.6	65.6	65.5	65.6	0.00	-0.01	0.00
2006/11/24	23:02:00	235.5	233.3	220.0	168.5	157.6	198.2	236.2	144.2	201.3	207.4	179.4	179.9	64.6	65.5	65.1	64.8	-0.10	0.00	0.00
2006/11/24	23:03:00	235.4	233.4	220.0	168.4	158.0	198.4	236.0	142.8	201.2	207.2	179.5	179.9	64.4	65.0	65.2	64.8	-0.10	0.00	0.00
2006/11/24	23:04:00	235.2	233.1	219.7	168.4	157.8	198.2	236.0	142.8	200.8	206.7	179.5	179.7	66.1	64.6	65.5	64.0	-0.10	0.00	0.00
2006/11/24	23:05:00	235.1	232.9	219.7	168.3	157.3	198.2	235.9	142.4	200.8	206.6	179.2	179.7	65.3	65.3	65.4	64.1	-0.10	-0.01	0.00
2006/11/24	23:06:00	235.0	232.8	219.6	168.2	157.6	198.2	235.7	141.9	201.0	206.7	179.2	179.7	65.2	64.8	65.6	65.3	-0.10	-0.01	0.00
2006/11/24	23:07:00	234.9	232.8	219.7	168.1	157.6	198.0	235.5	143.4	200.8	206.5	179.2	179.5	65.1	63.5	65.7	64.1	0.00	0.00	0.00
2006/11/24	23:08:00	234.7	233.0	219.3	167.9	157.0	197.7	235.4	142.9	200.7	206.5	179.0	179.5	64.1	64.8	65.2	63.9	-0.10	0.00	0.00
2006/11/24	23:09:00	234.7	232.6	218.5	167.9	157.0	197.7	235.4	142.2	201.0	206.4	179.0	179.5	65.0	66.0	64.8	64.2	0.00	0.00	0.00
2006/11/24	23:10:00	234.5	232.4	219.3	167.8	157.0	197.7	235.1	149.2	200.2	206.2	178.8	179.5	64.6	65.1	65.4	63.9	-0.10	0.00	0.00
2006/11/24	23:11:00	234.4	232.4	219.1	167.7	157.0	197.5	235.0	152.4	200.5	206.1	178.8	179.2	64.2	63.9	65.1	64.0	-0.10	-0.01	0.00
2006/11/24	23:12:00	234.2	232.1	219.0	167.7	156.6	197.0	234.9	152.1	200.5	206.0	178.7	179.2	65.4	63.9	65.7	64.1	-0.10	0.00	0.00
2006/11/24	23:13:00	234.2	232.1	219.0	167.6	156.5	197.4	234.7	152.1	200.7	206.0	178.5	179.2	65.4	65.9	65.0	65.0	-0.10	0.00	0.00
2006/11/24	23:14:00	234.2	232.1	218.8	167.6	156.5	197.2	234.7	141.2	200.2	205.8	178.5	179.0	64.8	65.5	64.8	64.6	-0.10	-0.01	0.00
2006/11/24	23:15:00	234.0	231.9	218.7	167.4	156.5	196.9	234.5	143.3	200.5	205.7	178.3	179.0	65.3	65.2	65.3	64.6	-0.10	0.00	0.00
2006/11/24	23:16:00	233.9	231.5	218.7	167.5	156.5	197.2	234.4	141.3	200.2	205.6	178.3	179.0	65.3	64.8	64.6	65.1	-0.10	0.00	0.00
2006/11/24	23:17:00	233.8	231.5	218.5	167.2	157.1	197.2	234.2	144.3	200.2	205.7	178.3	179.0	64.0	64.8	65.4	64.4	-0.10	0.00	0.00
2006/11/24	23:18:00	233.8	231.6	218.5	167.1	156.1	196.9	234.2	141.5	200.0	205.7	178.2	178.8	64.2	65.3	65.2	64.6	-0.10	-0.01	0.00
2006/11/24	23:19:00	233.7	231.3	218.5	167.1	156.1	196.7	234.1	141.2	199.7	205.5	178.3	178.8	64.8	64.6	64.8	64.4	-0.10	0.00	0.00
2006/11/24	23:20:00	233.5	231.3	218.3	167.2	156.3	196.7	233.9	148.3	199.0	205.1	178.0	178.7	65.0	65.0	65.6	64.0	-0.10	-0.01	0.00
2006/11/24	23:21:00	233.3	231.2	218.2	167.0	155.9	196.5	233.8	141.5	199.2	205.1	178.0</								

Heat Decay Run

3-694
for Model AOS-025, AOS-050, and AOS-100 Transport Packages, Rev. G, July 27, 2012 (Docket No. 71-9316)

Date	Time	TC1	TC2	TC3	TC4	TC5	TC6	TC7	TC8	TC9	TC10	TC11	TC12	TC13	TC14	TC15	TC16	VDC	Amps	Watts
2006/11/24	23:24:00	233.0	231.0	218.0	166.9	156.3	196.2	233.6	143.4	199.3	204.8	178.0	178.3	64.1	64.8	64.6	63.7	-0.10	-0.01	0.00
2006/11/24	23:25:00	232.9	231.0	218.0	166.9	156.8	196.2	233.5	148.2	199.5	205.0	177.8	178.3	63.9	65.3	64.3	64.2	-0.10	-0.01	0.00
2006/11/24	23:26:00	232.8	230.7	217.7	166.8	157.1	196.2	233.4	145.6	199.0	204.8	178.0	178.3	65.4	63.5	65.1	63.4	-0.10	-0.01	0.00
2006/11/24	23:27:00	232.8	230.7	217.8	166.8	157.0	196.5	233.3	140.4	199.0	204.8	177.8	178.3	64.8	64.6	65.1	64.1	-0.10	-0.01	0.00
2006/11/24	23:28:00	232.8	230.7	217.7	166.8	156.5	196.5	233.3	142.8	199.3	204.8	177.8	178.3	64.8	64.8	64.8	64.6	-0.10	0.00	0.00
2006/11/24	23:29:00	232.7	230.6	217.7	166.8	155.8	195.7	233.2	139.3	198.8	204.7	177.8	178.2	64.0	64.1	65.3	64.2	-0.10	0.00	0.00
2006/11/24	23:30:00	232.6	230.8	217.7	166.7	156.5	196.0	233.0	139.3	199.2	204.7	177.7	178.0	64.8	64.8	65.2	64.3	-0.10	-0.01	0.00
2006/11/24	23:31:00	232.5	230.4	217.5	166.7	156.8	196.0	232.9	140.0	198.5	204.5	177.5	178.0	65.0	65.0	64.4	63.9	-0.10	-0.01	0.00
2006/11/24	23:32:00	232.4	230.4	217.3	166.5	156.1	195.9	232.7	140.2	198.2	204.2	177.3	177.8	64.6	65.0	64.8	64.1	-0.10	-0.01	0.00
2006/11/24	23:33:00	232.3	230.2	217.2	166.4	155.6	195.7	232.6	140.3	198.0	204.0	177.5	177.8	65.4	65.0	65.1	64.3	-0.10	0.00	0.00
2006/11/24	23:34:00	232.1	230.1	217.2	166.4	155.8	195.9	232.5	140.0	198.4	204.0	177.3	177.8	65.4	64.8	65.4	64.6	0.00	0.00	0.00
2006/11/24	23:35:00	232.0	230.1	216.9	166.4	155.3	195.5	232.4	139.5	198.0	204.0	177.3	177.7	65.5	64.6	64.6	64.1	-0.10	0.00	0.00
2006/11/24	23:36:00	231.9	230.0	217.0	166.2	155.4	195.2	232.3	139.3	198.4	204.0	177.2	177.7	65.0	65.3	64.8	64.3	-0.10	0.00	0.00
2006/11/24	23:37:00	231.9	229.8	216.9	166.2	156.1	195.4	232.2	143.5	198.2	203.8	177.2	177.7	65.6	64.2	64.8	64.3	-0.10	0.00	0.00
2006/11/24	23:38:00	231.7	229.6	216.9	166.1	155.9	195.4	232.1	141.9	197.5	203.5	177.2	177.5	65.6	62.8	65.1	63.4	0.00	-0.01	0.00
2006/11/24	23:39:00	231.6	229.5	216.7	166.3	155.1	195.2	232.0	139.8	197.9	203.5	177.2	177.5	64.2	64.6	64.8	63.8	0.00	0.00	0.00
2006/11/24	23:40:00	231.5	229.5	216.7	166.1	155.0	195.2	231.8	139.5	197.9	203.5	177.0	177.5	65.5	65.3	64.8	65.3	0.00	0.00	0.00
2006/11/24	23:41:00	231.4	229.2	216.5	166.1	155.5	195.2	231.7	137.8	197.5	203.5	176.8	177.3	65.9	63.9	65.2	64.4	-0.10	0.00	0.00
2006/11/24	23:42:00	231.3	229.2	216.5	166.1	155.3	195.0	231.7	142.2	197.9	203.5	176.8	177.3	65.1	64.4	65.6	64.4	0.00	0.00	0.00
2006/11/24	23:43:00	231.2	229.2	216.5	165.9	154.8	195.0	231.5	137.5	197.9	203.5	176.7	177.3	65.3	65.4	65.4	64.8	-0.10	0.00	0.00
2006/11/24	23:44:00	231.1	229.0	216.2	165.8	155.1	195.2	231.5	137.8	197.7	203.5	176.5	177.3	64.6	65.0	65.5	64.6	0.00	0.00	0.00
2006/11/24	23:45:00	231.1	229.2	216.2	165.8	154.5	195.2	231.4	137.5	197.5	203.3	176.3	177.2	64.8	65.8	64.4	64.4	0.00	0.00	0.00
2006/11/24	23:46:00	231.0	229.0	216.2	165.7	155.8	195.0	231.3	135.9	197.7	203.1	176.5	177.0	65.3	65.4	64.3	64.4	-0.10	0.00	0.00
2006/11/24	23:47:00	230.8	228.7	216.0	165.6	155.6	194.7	231.2	135.6	197.5	203.1	176.3	177.0	65.3	65.8	64.8	64.8	0.00	0.00	0.00
2006/11/24	23:48:00	230.7	228.7	216.0	165.6	154.8	194.7	231.0	136.1	197.2	203.1	176.2	177.0	64.2	65.7	64.6	64.6	0.00	0.00	0.00
2006/11/24	23:49:00	230.6	228.7	215.7	165.5	154.8	194.5	231.0	136.1	197.0	203.0	176.3	177.0	64.8	65.5	64.2	64.1	0.00	0.00	0.00
2006/11/24	23:50:00	230.6	228.5	215.7	165.5	154.8	194.0	230.8	136.9	197.5	203.0	176.2	176.8	63.3	65.7	64.1	64.8	0.00	0.00	0.00
2006/11/24	23:51:00	230.4	228.5	215.7	165.5	154.9	194.2	230.7	135.4	197.7	203.0	176.0	176.8	63.8	65.5	64.8	64.6	0.00	0.00	0.00
2006/11/24	23:52:00	230.4	228.3	215.5	165.5	154.8	194.4	230.7	142.7	197.0	202.8	176.0	176.8	64.6	65.3	64.8	64.8	0.00	0.00	0.00
2006/11/24	23:53:00	230.3	228.3	215.4	165.4	154.8	194.5	230.6	144.8	197.0	202.5	176.0	176.7	65.0	65.4	65.5	64.8	0.00	0.00	0.00
2006/11/24	23:54:00	230.2	228.2	215.5	165.3	154.6	194.2	230.5	134.6	196.9	202.5	176.0	176.7	64.6	65.9	65.1	65.0	0.00	0.00	0.00
2006/11/24	23:55:00	230.0	228.2	215.2	165.3	154.6	193.9	230.4	134.6	196.9	202.5	176.0	176.5	65.4	64.8	64.6	64.6	0.00	0.00	0.00
2006/11/24	23:56:00	230.0	228.0	215.2	165.2	154.9	194.5	230.3	135.0	196.2	202.2	176.0	176.5	64.4	64.4	65.4	63.5	0.00	0.00	0.00
2006/11/24	23:57:00	230.0	228.0	215.2	165.1	155.5	194.2	230.2	136.6	196.9	202.2	175.8	176.5	64.4	64.6	64.4	64.1	0.00	0.00	0.00
2006/11/24	23:58:00	230.0	228.0	215.1	165.1	154.8	194.0	230.0	139.8	196.5	202.2	175.8	176.3	64.6	65.4	65.8	64.2	0.00	0.00	0.00
2006/11/24	23:59:00	229.8	227.9	215.1	165.0	154.1	194.2	230.0	137.8	196.4	202.2	175.7	176.3	64.4	65.1	64.6	64.8	0.00	0.00	0.00
2006/11/25	00:00:00	229.7	227.7	215.0	165.0	155.3	193.9	230.0	137.9	196.2	202.0	175.7	176.3	65.8	64.4	65.7	64.2	0.00	0.00	0.00
2006/11/25	00:01:00	229.5	227.5	214.9	164.9	154.5	193.7	229.8	133.3	196.0	201.7	175.8	176.3	65.6	64.2	65.6	63.1	0.00	0.00	0.00
2006/11/25	00:02:00	229.5	227.5	214.7	164.8	155.0	193.7	229.7	132.7	196.0	201.7	175.5	176.2	65.1	64.3	64.8	63.1	0.00	0.00	0.00
2006/11/25	00:03:00	229.3	227.4	214.5	164.9	154.2	193.9	229.5	136.6	196.2	201.8	175.3	176.2	64.6	65.4	65.6	64.0	0.00	0.00	0.00
2006/11/25	00:04:00	229.2	227.4	214.7	164.7	154.3	193.7	229.5	142.0	196.4	201.8	175.2	176.0	65.1	65.5	64.8	64.6	0.00	0.00	0.00
2006/11/25	00:05:00	229.2	227.2	214.6	164.6	154.1	193.0	229.2	132.5	196.4	201.7	175.2	176.0	64.2	65.9	64.3	64.8	0.00	0.00	0.00
2006/11/25	00:06:00	229.0	227.2	214.6	164.6	154.4	193.2	229.2	133.7	196.5	201.8	175.3	176.0	64.4	65.0	64.6	64.6	0.00	0.00	0.00
2006/11/25	00:07:00	228.8	226.7	214.4	164.8	154.8	193.5	229.2	133.9	195.5	201.2	175.3	176.0	65.5	64.4	65.1	63.6	0.00	0.00	0.00
2006/11/25	00:08:00	228.7	226.7	214.2	164.7	154.6	193.4	229.0	135.2	195.7	201.2	175.3	175.8	65.4	64.6	65.6	63.5	0.00	0.00	0.00
2006/11/25	00:09:00	228.7	226.9	214.2	164.5	154.8	193.2	229.0	135.2	195.7	201.2	175.3	175.8	65.3	64.3	65.9	64.0	0.00	0.00	0.00
2006/11/25	00:10:00	228.7	226.9	214.2	164.4	154.9	193.2	229.0	134.9	195.7	201.2	175.0	175.8	64.6	64.1	65.7	64.2	0.00	0.00	0.00
2006/11/25	00:11:00	228.7	226.7	214.1	164.3	153.9	193.2	228.8	134.4	196.0	201.2	174.8	175.7	64.6	65.4	65.2	65.3	-0.10	0.00	0.00
2006/11/25	00:12:00	228.5	226.5	214.1	164.3	154.4	193.2	228.8	134.3	195.7	201.2	174.8	175.5	65.0	64.4	65.3	64.0	0.00	0.00	0.00
2006/11/25	00:13:00	228.5	226.5	214.0	164.4	154.1	193.0	228.8	133.9	195.4	201.0	174.8	175.5	64.8	64.0	65.3	63.7	0.00	0.00	0.00
2006/11/25	00:14:00	228.3	226.4	214.0	164.4	153.5	192.5	228.7	133.8	195.9	201.2	174.6	175.5	64.4	65.7	64.8	65.0	0.00	0.00	0.00
2006/11/25	00:15:00	228.2	226.2	213.9	164.3	153.5	192.9	228.5	135.0	195.0	201.0	174.8	175.5	64.6	65.0	65.3	64.8	0.00	0.00	0.00
2006/11/25	00:16:00	228.2	226.2	213.9	164.3	154.0	192.7	228.5	134.3	195.2	200.8	174.8	175.5	65.3	65.6	65.8	63.9	0.00	0.00	0.00
2006/11/25	00:17:00	228.0	226.2	213.7	164.4	154.0	192.7	228.5	134.4	195.5	201.0	174.5	175.3	63.9	66.0	65.1	65.0	0.00	0.00	0.00
2006/11/25	00:18:00	228.0	226.2	213.7	164.2	154.1	193.0	228.5	134.4	195.7	201.2	174.5	175.3	65.4	65.3	65.0	65.0	0.00	0.00	0.00
2006/11/25	00:19:00	228.0	226.2	213.7	164.2	154.0	193.0	228.5	141.4	195.5	201.0	174.5	175.3	65.8	65.7	65.9	64			

Heat Decay Run

Date	Time	TC1	TC2	TC3	TC4	TC5	TC6	TC7	TC8	TC9	TC10	TC11	TC12	TC13	TC14	TC15	TC16	VDC	Amps	Watts
2006/11/25	00:22:00	227.7	225.9	213.4	164.3	154.3	193.0	228.3	134.2	195.9	201.0	174.5	175.3	65.6	65.4	65.2	64.8	0.00	0.00	0.00
2006/11/25	00:23:00	227.7	225.9	213.5	164.3	154.6	193.0	228.3	136.0	195.2	201.0	174.3	175.3	65.6	65.9	66.1	64.8	0.00	0.00	0.00
2006/11/25	00:24:00	227.7	225.7	213.6	164.3	154.1	192.7	228.2	134.4	195.0	201.0	174.3	175.2	65.8	64.8	66.0	64.3	0.00	0.00	0.00
2006/11/25	00:25:00	227.5	225.6	213.2	164.3	154.2	192.7	228.2	134.3	195.0	200.7	174.5	175.0	65.5	64.6	65.2	64.0	0.00	0.00	0.00
2006/11/25	00:26:00	227.4	225.5	213.2	164.2	154.1	192.5	228.0	134.3	194.9	200.7	174.5	175.0	65.6	64.2	65.4	64.1	0.00	-0.01	0.00
2006/11/25	00:27:00	227.2	225.6	213.1	164.0	154.5	192.9	228.0	134.0	195.4	200.7	174.3	175.0	64.8	65.2	65.5	64.0	-0.10	-0.01	0.00
2006/11/25	00:28:00	227.2	225.4	212.9	164.1	153.7	192.7	228.0	133.8	195.2	200.7	174.3	174.8	65.4	65.4	65.9	64.6	-0.10	-0.01	0.00
2006/11/25	00:29:00	227.2	225.4	213.1	164.2	154.1	192.2	228.0	134.5	195.5	200.7	174.0	175.0	65.5	66.3	65.6	64.8	-0.10	0.00	0.00
2006/11/25	00:30:00	227.2	225.4	213.1	164.1	154.2	192.5	227.9	133.8	195.4	200.7	174.0	174.8	66.6	65.1	65.6	65.0	-0.10	-0.01	0.00
2006/11/25	00:31:00	227.0	225.4	212.8	163.8	153.9	192.4	227.7	133.5	195.2	200.5	174.1	174.8	65.7	65.0	66.6	65.2	-0.10	-0.01	0.00
2006/11/25	00:32:00	227.0	225.0	212.8	163.9	154.0	192.0	227.5	135.1	195.0	200.3	174.0	174.6	65.8	64.8	65.3	64.8	-0.10	0.00	0.00
2006/11/25	00:33:00	226.9	225.0	212.6	163.8	153.9	192.2	227.5	134.4	194.7	200.5	174.0	174.6	66.3	65.5	65.2	64.8	-0.10	-0.01	0.00
2006/11/25	00:34:00	226.7	224.8	212.6	163.7	153.8	192.0	227.4	133.3	195.0	200.3	173.8	174.5	64.2	65.1	65.7	65.4	-0.10	0.00	0.00
2006/11/25	00:35:00	226.5	224.8	212.5	163.6	153.9	192.0	227.2	133.3	195.0	200.3	173.8	174.5	64.6	65.3	65.8	65.8	-0.10	0.00	0.00
2006/11/25	00:36:00	226.5	224.5	212.4	163.5	153.7	192.0	227.0	133.5	194.5	200.2	173.5	174.3	65.4	66.0	65.6	65.8	-0.10	0.00	0.00
2006/11/25	00:37:00	226.4	224.4	212.3	163.5	153.6	191.2	226.9	134.9	194.5	200.2	173.5	174.3	64.2	65.2	65.4	65.5	-0.10	-0.01	0.00
2006/11/25	00:38:00	226.4	224.4	212.2	163.6	153.5	191.5	227.0	132.9	194.5	200.0	173.6	174.3	65.9	65.6	65.2	65.1	-0.10	0.00	0.00
2006/11/25	00:39:00	226.2	224.4	212.2	163.6	153.2	191.9	227.0	132.7	194.2	200.0	173.5	174.3	65.6	65.3	65.3	64.8	-0.10	-0.01	0.00
2006/11/25	00:40:00	226.1	224.3	212.2	163.4	153.9	191.7	226.7	132.3	194.5	200.0	173.5	174.3	65.3	65.5	65.3	65.4	-0.10	-0.01	0.00
2006/11/25	00:41:00	226.0	224.2	212.0	163.4	153.1	191.5	226.7	132.3	194.0	199.7	173.5	174.3	65.6	65.1	65.6	65.4	-0.10	-0.01	0.00
2006/11/25	00:42:00	226.0	224.1	211.9	163.3	153.5	191.7	226.5	132.0	194.0	199.5	173.5	174.1	65.0	64.3	65.9	64.0	-0.10	-0.01	0.00
2006/11/25	00:43:00	225.9	224.1	211.8	163.4	152.9	191.2	226.5	132.0	193.9	199.5	173.5	174.1	65.6	64.8	65.6	64.2	-0.10	0.00	0.00
2006/11/25	00:44:00	225.9	224.0	211.8	163.4	153.4	191.2	226.5	131.8	194.2	199.5	173.1	174.1	65.5	66.0	65.3	65.2	-0.10	0.00	0.00
2006/11/25	00:45:00	225.7	223.8	211.8	163.3	153.2	191.0	226.4	132.0	194.5	199.7	173.0	174.0	65.1	66.1	65.4	65.3	-0.10	-0.01	0.00
2006/11/25	00:46:00	225.6	223.6	211.5	163.0	153.1	190.9	226.1	132.7	194.2	199.5	173.0	174.0	65.2	65.5	65.3	65.6	-0.10	-0.01	0.00
2006/11/25	00:47:00	225.4	223.7	211.5	162.9	152.9	191.0	226.0	139.8	194.0	199.3	173.0	173.8	66.0	64.6	65.4	65.3	-0.10	-0.01	0.00
2006/11/25	00:48:00	225.2	223.4	211.4	162.9	152.7	191.0	225.9	134.8	193.4	199.2	172.8	173.8	66.1	65.6	65.5	65.2	-0.10	-0.01	0.00
2006/11/25	00:49:00	225.2	223.3	211.2	162.8	153.0	190.7	225.7	130.8	193.0	199.0	172.8	173.6	65.3	64.6	65.1	65.6	-0.10	0.00	0.00
2006/11/25	00:50:00	225.2	223.3	211.0	162.8	153.0	191.0	225.6	130.8	193.4	199.0	172.8	173.5	65.5	64.8	65.5	65.0	-0.10	-0.01	0.00
2006/11/25	00:51:00	225.1	223.0	211.1	162.6	152.8	190.7	225.5	132.3	193.5	199.0	172.5	173.5	64.1	65.2	65.2	65.2	-0.10	-0.01	0.00
2006/11/25	00:52:00	224.9	223.0	210.8	162.4	152.3	190.5	225.2	137.4	193.0	198.7	172.5	173.5	64.1	64.8	65.3	65.4	-0.10	0.00	0.00
2006/11/25	00:53:00	224.8	222.8	210.8	162.3	152.3	190.4	225.1	138.5	193.0	198.7	172.5	173.3	64.6	64.8	65.1	65.1	-0.10	0.00	0.00
2006/11/25	00:54:00	224.7	222.8	210.8	162.4	152.4	190.2	225.1	130.2	193.2	198.7	172.3	173.3	63.8	65.1	64.8	65.6	-0.10	0.00	0.00
2006/11/25	00:55:00	224.6	222.6	210.7	162.2	152.1	190.2	224.9	130.2	192.7	198.4	172.3	173.3	65.9	63.9	65.2	64.8	-0.10	-0.01	0.00
2006/11/25	00:56:00	224.5	222.6	210.5	162.3	152.0	190.0	224.9	130.3	192.7	198.2	172.5	173.1	65.5	64.2	65.0	64.8	-0.10	-0.01	0.00
2006/11/25	00:57:00	224.4	222.7	210.4	162.1	152.5	190.2	224.8	129.9	192.7	198.2	172.3	173.0	65.0	64.0	65.5	64.3	-0.10	-0.01	0.00
2006/11/25	00:58:00	224.3	222.3	210.4	162.1	152.1	189.9	224.7	129.7	193.2	198.2	172.0	173.0	64.2	65.0	64.8	65.3	-0.10	-0.01	0.00
2006/11/25	00:59:00	224.2	222.3	210.3	162.2	152.0	190.0	224.6	130.4	192.2	198.2	172.0	173.0	65.2	64.8	64.8	65.0	-0.10	-0.01	0.00
2006/11/25	01:00:00	224.2	222.3	210.3	162.0	152.5	189.9	224.5	129.4	192.5	198.0	171.8	173.0	64.3	65.3	65.0	64.8	-0.10	-0.01	0.00
2006/11/25	01:01:00	224.1	222.3	210.1	162.0	152.3	189.7	224.4	129.2	191.7	198.0	172.0	172.8	64.8	64.4	65.2	64.1	-0.10	0.00	0.00
2006/11/25	01:02:00	224.0	222.2	210.1	161.8	151.7	189.9	224.3	130.4	192.0	197.9	172.0	172.8	64.8	65.0	65.2	64.1	-0.10	0.00	0.00
2006/11/25	01:03:00	223.9	222.1	210.1	161.8	151.6	189.4	224.3	131.8	192.0	197.7	171.8	172.8	64.1	65.5	64.8	64.8	-0.10	-0.01	0.00
2006/11/25	01:04:00	223.8	222.1	209.9	161.7	151.7	189.2	224.1	129.3	191.9	197.5	172.0	172.6	65.9	63.8	65.0	63.5	-0.10	-0.01	0.00
2006/11/25	01:05:00	223.7	222.0	209.9	161.7	151.2	189.7	224.1	129.2	192.2	197.7	171.8	172.5	65.2	64.8	65.1	64.1	-0.10	-0.01	0.00
2006/11/25	01:06:00	223.7	221.9	209.8	161.7	152.1	189.5	223.9	130.3	192.0	197.7	171.6	172.5	64.8	64.6	65.4	64.0	-0.10	-0.01	0.00
2006/11/25	01:07:00	223.7	221.9	209.7	161.7	151.9	189.2	224.0	129.3	192.0	197.5	171.8	172.5	65.0	65.1	65.5	64.1	-0.10	-0.01	0.00
2006/11/25	01:08:00	223.5	221.5	209.7	161.7	151.7	189.2	223.7	129.3	192.0	197.5	171.5	172.5	65.1	65.0	65.3	64.3	-0.10	-0.01	0.00
2006/11/25	01:09:00	223.4	221.4	209.5	161.5	152.0	189.2	223.7	129.0	191.5	197.5	171.6	172.5	65.3	64.8	64.6	64.8	-0.10	-0.01	0.00
2006/11/25	01:10:00	223.3	221.4	209.5	161.6	151.6	189.2	223.6	128.8	191.9	197.5	171.5	172.5	65.6	64.6	65.0	65.1	-0.10	0.00	0.00
2006/11/25	01:11:00	223.2	221.1	209.4	161.4	152.0	189.4	223.6	129.7	191.7	197.5	171.3	172.3	65.0	65.3	65.0	65.3	-0.10	-0.01	0.00
2006/11/25	01:12:00	223.1	221.0	209.3	161.5	151.7	189.0	223.5	129.2	191.9	197.4	171.3	172.3	64.0	65.4	65.5	65.6	-0.10	0.00	0.00
2006/11/25	01:13:00	223.1	220.9	209.2	161.5	151.2	188.7	223.4	128.6	191.7	197.4	171.0	172.3	64.8	65.1	65.1	65.4	-0.10	-0.01	0.00
2006/11/25	01:14:00	222.9	220.9	209.1	161.3	151.4	189.0	223.1	128.2	191.5	197.2	171.0	172.1	64.6	65.2	64.8	65.4	-0.10	-0.01	0.00
2006/11/25	01:15:00	222.9	221.0	208.8	161.3	151.2	188.7	223.0	127.7	191.4	197.0	170.9	172.0	65.2	65.5	64.3	64.8	-0.10	-0.01	0.00
2006/11/25	01:16:00	222.8	220.9	208.8	161.2	151.1	188.7	223.0	127.7	191.0	196.9	170.9	172.0	65.3	65.4	65.1	65.0	-0.10	0.00	0.00
2006/11/25	01:17:00	222.7	220.8	208.8	161.2	150.9	188.5	222.8	131.8	191.0	196.9	170.9	172.0	65.1	65.4	65.3	65.0	-0.10	-0.01	0.00
2006/11/25	01:18:00	222.5	220.7	208.7																

Heat Decay Run

3-696
for Model AOS-025, AOS-050, and AOS-100 Transport Packages, Rev. G, July 27, 2012 (Docket No. 71-9316)

Radioactive Material Transport Packaging System Safety Analysis Report

Date	Time	TC1	TC2	TC3	TC4	TC5	TC6	TC7	TC8	TC9	TC10	TC11	TC12	TC13	TC14	TC15	TC16	VDC	Amps	Watts
2006/11/25	01:20:00	222.3	220.5	208.6	160.9	150.8	188.4	222.5	126.8	191.2	196.5	170.6	171.6	65.4	65.9	64.8	64.6	-0.10	0.00	0.00
2006/11/25	01:21:00	222.2	220.2	208.6	160.8	150.9	188.2	222.3	128.4	191.0	196.5	170.6	171.6	64.6	65.7	64.6	64.6	-0.10	-0.01	0.00
2006/11/25	01:22:00	222.0	220.5	208.5	160.8	150.5	187.7	222.1	126.8	190.9	196.5	170.5	171.6	63.8	65.5	64.6	64.8	-0.10	-0.01	0.00
2006/11/25	01:23:00	222.0	220.2	208.4	160.7	150.8	187.7	222.1	136.1	190.9	196.4	170.4	171.5	64.4	65.6	64.4	65.1	-0.10	-0.01	0.00
2006/11/25	01:24:00	221.7	219.7	208.1	160.7	150.6	187.7	222.0	135.2	191.2	196.2	170.3	171.5	64.8	65.2	64.2	65.2	-0.10	-0.01	0.00
2006/11/25	01:25:00	221.8	219.8	208.0	160.7	151.0	188.2	222.0	127.9	190.7	196.2	170.3	171.5	64.2	64.6	65.1	64.8	-0.10	-0.01	0.00
2006/11/25	01:26:00	221.8	220.0	208.1	160.7	150.7	188.0	222.0	126.0	190.5	196.2	170.3	171.3	64.4	64.2	65.0	64.6	-0.10	-0.01	0.00
2006/11/25	01:27:00	221.6	219.8	208.0	160.5	150.9	187.7	221.9	132.5	190.4	196.0	170.4	171.5	65.2	64.6	64.6	64.6	-0.10	0.00	0.00
2006/11/25	01:28:00	221.5	219.8	207.9	160.5	150.9	188.0	221.7	125.8	190.2	196.0	170.3	171.3	65.7	65.6	64.8	64.2	-0.10	0.00	0.00
2006/11/25	01:29:00	221.5	219.8	207.8	160.4	150.6	188.0	221.6	125.8	190.2	195.9	170.3	171.3	65.8	64.4	65.4	64.6	-0.10	-0.01	0.00
2006/11/25	01:30:00	221.4	219.6	207.8	160.5	150.0	187.5	221.6	131.6	190.5	195.7	170.1	171.1	65.4	63.9	64.8	64.0	-0.10	-0.01	0.00
2006/11/25	01:31:00	221.3	219.6	207.7	160.2	150.2	187.4	221.4	124.8	190.2	195.5	170.3	171.1	66.1	64.6	65.1	64.4	-0.10	0.00	0.00
2006/11/25	01:32:00	221.3	219.3	207.4	160.2	150.4	187.5	221.3	124.8	189.7	195.5	170.1	171.0	65.5	65.3	65.2	64.2	-0.10	0.00	0.00
2006/11/25	01:33:00	221.1	219.2	207.5	160.2	150.4	187.2	221.2	124.9	189.7	195.5	170.0	171.0	65.9	65.5	65.3	64.6	0.00	0.00	0.00
2006/11/25	01:34:00	221.1	219.1	207.4	160.0	150.6	187.4	221.1	124.2	190.4	195.4	169.9	170.9	66.0	65.5	65.5	64.8	0.00	0.00	0.00
2006/11/25	01:35:00	220.9	219.0	207.1	160.2	149.9	187.2	221.0	127.0	190.2	195.2	169.8	170.9	65.1	65.8	65.3	64.8	0.00	0.00	0.00
2006/11/25	01:36:00	220.8	218.8	207.3	160.0	149.5	187.4	220.9	124.4	189.7	195.2	169.8	170.8	65.3	65.6	65.6	65.5	-0.10	0.00	0.00
2006/11/25	01:37:00	220.8	219.0	207.3	160.0	149.3	187.0	220.7	128.7	189.7	195.2	169.6	170.8	63.6	65.8	64.4	64.8	0.00	0.00	0.00
2006/11/25	01:38:00	220.6	218.8	207.2	160.0	150.0	187.0	220.7	135.5	189.7	195.0	169.8	170.8	64.8	64.4	64.4	64.3	0.00	0.00	0.00
2006/11/25	01:39:00	220.6	218.8	207.1	160.0	150.7	187.0	220.6	129.9	189.5	195.0	169.8	170.6	65.1	64.8	64.6	64.2	0.00	0.00	0.00
2006/11/25	01:40:00	220.6	218.7	207.1	160.0	150.7	187.2	220.7	128.9	189.5	195.0	169.6	170.6	65.0	64.6	64.6	64.4	0.00	0.00	0.00
2006/11/25	01:41:00	220.5	218.7	206.9	159.8	150.2	187.0	220.5	124.4	189.5	194.9	169.6	170.6	65.1	64.4	65.5	64.1	0.00	0.00	0.00
2006/11/25	01:42:00	220.3	218.3	206.8	159.7	149.4	187.0	220.5	126.8	189.4	194.9	169.4	170.5	64.4	65.5	65.0	65.2	0.00	0.00	0.00
2006/11/25	01:43:00	220.3	218.5	206.9	159.8	149.4	186.9	220.5	128.2	189.5	194.7	169.4	170.5	64.8	65.2	64.8	64.8	0.00	0.00	0.00
2006/11/25	01:44:00	220.2	218.2	206.7	159.7	149.9	186.7	220.2	124.9	189.2	194.5	169.4	170.5	66.2	64.6	65.0	64.2	0.00	0.00	0.00
2006/11/25	01:45:00	220.1	218.3	206.5	159.5	149.7	186.7	220.2	122.7	188.9	194.5	169.4	170.4	65.0	64.3	65.5	63.7	0.00	0.00	0.00
2006/11/25	01:46:00	220.0	218.2	206.4	159.7	149.5	186.5	220.1	122.4	188.7	194.4	169.4	170.3	64.4	64.0	64.3	63.6	0.00	0.00	0.00
2006/11/25	01:47:00	220.0	218.0	206.1	159.5	149.4	186.2	220.0	122.5	189.2	194.4	169.3	170.3	64.6	65.2	64.2	64.6	0.00	0.00	0.00
2006/11/25	01:48:00	220.0	218.2	206.4	159.3	150.3	186.7	220.0	123.5	188.7	194.2	169.3	170.3	65.6	63.6	65.2	63.6	0.00	0.00	0.00
2006/11/25	01:49:00	219.8	218.0	206.2	159.5	149.5	186.9	220.0	122.5	189.0	194.2	169.3	170.1	65.3	63.7	65.8	63.8	0.00	0.00	0.00
2006/11/25	01:50:00	219.7	218.0	206.2	159.3	150.1	186.5	219.7	122.3	189.2	194.2	169.3	170.1	64.6	64.6	65.1	64.2	0.00	0.00	0.00
2006/11/25	01:51:00	219.6	217.8	206.2	159.3	149.5	186.5	219.7	122.3	189.0	194.2	169.0	170.0	63.3	64.6	64.6	64.3	0.00	0.00	0.00
2006/11/25	01:52:00	219.3	217.5	206.0	159.3	149.4	186.0	219.5	132.9	188.7	194.2	168.8	170.0	64.3	65.9	64.4	64.4	0.00	0.00	0.00
2006/11/25	01:53:00	219.3	217.5	206.1	159.2	149.4	186.0	219.5	127.4	188.7	194.2	168.9	170.0	64.2	65.0	64.8	64.6	0.00	0.00	0.00
2006/11/25	01:54:00	219.3	217.5	206.0	159.3	149.8	186.4	219.5	122.2	188.7	194.0	168.8	169.9	65.1	64.8	65.3	65.0	0.00	0.00	0.00
2006/11/25	01:55:00	219.2	217.5	205.8	159.0	149.5	186.0	219.5	121.8	188.5	194.0	168.8	169.8	64.8	65.5	65.2	64.0	0.00	0.00	0.00
2006/11/25	01:56:00	219.1	217.5	205.6	159.0	149.0	185.9	219.3	121.8	188.7	194.0	168.6	169.8	63.9	65.2	64.8	64.3	0.00	0.00	0.00
2006/11/25	01:57:00	219.0	217.2	205.7	159.0	149.2	185.5	219.1	125.5	188.5	194.0	168.6	169.8	64.6	65.4	64.6	64.6	0.00	0.00	0.00
2006/11/25	01:58:00	219.0	217.0	205.7	158.8	149.0	185.7	219.0	121.0	188.5	194.0	168.5	169.8	64.8	65.5	64.8	64.3	0.00	0.00	0.00
2006/11/25	01:59:00	218.8	217.0	205.6	158.8	149.4	185.7	219.0	121.0	188.7	193.9	168.4	169.6	64.8	65.3	65.1	64.8	0.00	0.00	0.00
2006/11/25	02:00:00	218.7	216.7	205.5	158.8	149.5	185.7	219.0	120.8	188.5	193.7	168.5	169.6	64.8	64.4	65.4	64.6	0.00	0.00	0.00
2006/11/25	02:01:00	218.7	216.7	205.5	158.8	149.2	185.7	218.8	121.3	187.7	193.4	168.5	169.6	64.6	63.6	65.5	63.4	0.00	0.00	0.00
2006/11/25	02:02:00	218.5	216.9	205.2	158.8	149.0	185.7	218.7	121.1	188.0	193.4	168.4	169.5	65.1	65.8	65.7	63.8	0.00	0.00	0.00
2006/11/25	02:03:00	218.5	216.7	205.3	158.8	149.5	185.7	218.7	121.8	188.2	193.5	168.4	169.5	66.0	65.1	65.1	64.3	0.00	0.00	0.00
2006/11/25	02:04:00	218.5	216.7	205.2	158.8	149.5	185.9	218.7	121.0	188.2	193.5	168.4	169.4	65.1	64.2	65.1	63.9	0.00	0.00	0.00
2006/11/25	02:05:00	218.3	216.7	205.2	158.8	149.7	185.7	218.7	121.0	188.0	193.4	168.5	169.3	65.1	64.1	64.8	63.8	0.00	0.00	0.00
2006/11/25	02:06:00	218.3	216.5	205.3	158.8	149.0	185.4	218.7	123.4	188.2	193.5	168.3	169.3	64.6	65.4	64.6	63.9	0.00	0.00	0.00
2006/11/25	02:07:00	218.2	216.4	205.0	158.8	149.3	185.7	218.7	120.5	187.9	193.5	168.3	169.3	65.4	64.6	65.2	64.0	0.00	0.00	0.00
2006/11/25	02:08:00	218.2	216.2	205.0	158.8	149.5	185.5	218.5	120.4	188.0	193.5	168.2	169.3	65.3	64.8	65.3	64.8	0.00	0.00	0.00
2006/11/25	02:09:00	218.0	216.4	205.0	158.7	149.0	185.7	218.5	121.0	188.4	193.5	168.2	169.3	64.8	64.3	65.5	64.0	0.00	0.00	0.00
2006/11/25	02:10:00	218.0	216.2	204.8	158.7	148.5	185.2	218.5	121.3	188.0	193.4	168.1	169.1	64.1	65.4	64.6	63.7	0.00	0.00	0.00
2006/11/25	02:11:00	218.0	216.2	204.8	158.5	149.0	185.4	218.5	120.1	188.4	193.5	168.1	169.1	64.8	65.4	65.4	64.3	-0.10	0.00	0.00
2006/11/25	02:12:00	218.0	216.0	204.8	158.5	148.7	185.4	218.3	119.9	188.2	193.5	167.9	169.0	65.4	65.6	65.1	64.4	-0.10	-0.01	0.00
2006/11/25	02:13:00	217.7	216.0	204.7	158.5	149.0	185.4	218.3	120.1	188.2	193.4	168.0	169.0	65.7	65.5	65.3	65.1	-0.10	-0.01	0.00
2006/11/25	02:14:00	217.7	216.0	204.6	158.7	149.3	185.7	218.3	120.0	188.2	193.2	168.0	169.0	66.0	65.7	66.1	64.3	-0.10	-0.01	0.00
2006/11/25	02:15:00	217.7	216.0	204.5	158.5	149.3	185.4	218.2	119.8	187.9	193.4	1								

Heat Decay Run

Radioactive Material Transport Packaging System Safety Analysis Report
for Model AOS-025, AOS-050, and AOS-100 Transport Packages, Rev. G, July 27, 2012 (Docket No. 71-9316)

3-697

Date	Time	TC1	TC2	TC3	TC4	TC5	TC6	TC7	TC8	TC9	TC10	TC11	TC12	TC13	TC14	TC15	TC16	VDC	Amps	Watts
2006/11/25	02:18:00	217.5	215.5	204.3	158.5	148.9	185.2	217.8	119.8	187.9	193.2	167.7	168.8	64.3	65.5	64.8	65.6	-0.10	-0.01	0.00
2006/11/25	02:19:00	217.5	215.5	204.3	158.3	148.8	184.7	217.7	119.6	187.9	193.2	167.7	168.8	65.0	65.2	65.0	65.4	-0.10	-0.01	0.00
2006/11/25	02:20:00	217.3	215.7	204.2	158.3	148.8	185.2	217.7	119.6	187.2	192.7	167.8	168.8	66.0	64.6	65.9	64.3	-0.10	-0.01	0.00
2006/11/25	02:21:00	217.2	215.5	204.2	158.3	148.9	185.2	217.7	121.0	187.5	192.9	167.8	168.8	65.7	64.6	65.5	64.6	-0.10	-0.01	0.00
2006/11/25	02:22:00	217.2	215.5	204.2	158.3	148.9	184.7	217.7	119.2	187.5	192.9	167.7	168.6	65.4	64.3	66.1	64.6	-0.10	-0.01	0.00
2006/11/25	02:23:00	217.2	215.2	204.2	158.3	149.0	185.2	217.7	119.3	187.7	192.9	167.5	168.6	65.1	66.1	65.5	65.8	-0.10	-0.01	0.00
2006/11/25	02:24:00	217.0	215.4	203.7	158.3	148.5	184.7	217.5	118.8	187.7	192.7	167.5	168.6	64.8	66.3	65.4	65.3	-0.10	-0.01	0.00
2006/11/25	02:25:00	217.0	215.0	204.0	158.3	148.8	184.5	217.3	118.8	187.2	192.5	167.5	168.4	65.9	64.8	65.7	64.2	-0.10	-0.01	0.00
2006/11/25	02:26:00	216.9	215.0	203.8	158.2	149.0	184.5	217.2	118.5	187.2	192.2	167.3	168.4	65.0	65.2	65.5	65.3	-0.10	-0.01	0.00
2006/11/25	02:27:00	216.7	214.9	203.6	158.0	148.5	184.5	217.0	118.2	187.2	192.2	167.1	168.3	65.3	65.5	65.4	65.4	-0.10	-0.01	0.00
2006/11/25	02:28:00	216.5	214.7	203.6	157.8	148.3	184.2	216.9	118.3	187.2	192.2	167.1	168.1	65.1	64.8	64.8	64.8	-0.10	-0.01	0.00
2006/11/25	02:29:00	216.5	214.7	203.3	157.8	148.7	184.2	216.7	121.3	187.0	192.0	167.0	168.0	64.6	65.0	64.3	64.8	-0.10	0.00	0.00
2006/11/25	02:30:00	216.5	214.6	203.3	157.8	148.0	184.2	216.7	118.1	186.9	192.0	166.9	168.0	65.2	64.8	64.6	64.6	-0.10	-0.01	0.00
2006/11/25	02:31:00	216.4	214.5	203.2	157.6	148.3	184.0	216.5	121.1	186.4	191.7	167.0	167.9	65.3	64.6	65.2	64.2	-0.10	-0.01	0.00
2006/11/25	02:32:00	216.2	214.5	203.1	157.6	148.0	184.0	216.4	120.5	186.2	191.7	167.0	167.9	65.1	64.8	65.2	64.0	-0.10	-0.01	0.00
2006/11/25	02:33:00	216.2	214.5	203.0	157.5	148.0	183.9	216.2	117.5	186.2	191.7	166.6	167.8	64.6	65.5	64.6	64.3	-0.10	-0.01	0.00
2006/11/25	02:34:00	216.0	214.2	203.0	157.5	148.3	183.7	216.2	117.1	186.2	191.5	166.7	167.7	64.8	64.3	65.2	64.2	-0.10	-0.01	0.00
2006/11/25	02:35:00	216.0	214.2	203.0	157.3	147.8	183.7	216.2	117.0	186.0	191.5	166.7	167.7	64.4	64.4	65.2	63.8	-0.10	-0.01	0.00
2006/11/25	02:36:00	216.0	214.2	202.8	157.3	148.3	183.7	216.2	116.8	186.4	191.5	166.8	167.6	64.8	65.3	64.6	64.0	-0.10	0.00	0.00
2006/11/25	02:37:00	215.9	214.1	202.7	157.5	148.2	183.5	216.0	116.8	186.2	191.5	166.6	167.6	64.4	64.6	64.2	63.8	-0.10	0.00	0.00
2006/11/25	02:38:00	215.7	214.0	202.7	157.3	147.8	183.5	215.9	116.6	186.4	191.5	166.4	167.5	64.4	65.2	64.4	65.1	-0.10	-0.01	0.00
2006/11/25	02:39:00	215.5	213.7	202.7	157.3	147.8	183.7	215.9	116.6	185.9	191.2	166.4	167.4	65.4	64.1	64.8	64.4	-0.10	-0.01	0.00
2006/11/25	02:40:00	215.5	213.7	202.5	157.1	147.3	183.2	215.7	120.3	185.7	191.0	166.3	167.4	64.6	65.2	65.6	63.7	-0.10	-0.01	0.00
2006/11/25	02:41:00	215.4	213.5	202.3	157.0	147.5	183.5	215.5	125.3	185.2	190.9	166.5	167.4	65.0	64.6	65.3	63.2	-0.10	-0.01	0.00
2006/11/25	02:42:00	215.4	213.4	202.3	157.0	146.8	183.2	215.5	116.1	185.9	190.9	166.2	167.2	64.4	65.3	64.6	64.8	-0.10	-0.01	0.00
2006/11/25	02:43:00	215.2	213.4	202.2	156.8	147.3	183.0	215.4	116.1	185.4	190.7	166.2	167.2	64.8	63.5	64.4	63.8	-0.10	-0.01	0.00
2006/11/25	02:44:00	215.2	213.4	202.2	156.8	147.0	183.0	215.2	120.5	185.4	190.5	166.4	167.2	65.3	63.4	64.3	63.6	-0.10	-0.01	0.00
2006/11/25	02:45:00	215.1	213.2	202.2	156.6	147.0	182.5	215.2	115.8	185.5	190.7	166.1	167.0	65.4	64.1	64.4	63.9	-0.10	-0.01	0.00
2006/11/25	02:46:00	215.0	213.2	202.0	156.8	147.3	183.0	215.2	115.6	185.2	190.7	166.0	167.1	64.8	63.6	64.6	64.3	-0.10	-0.01	0.00
2006/11/25	02:47:00	214.7	213.2	201.8	156.8	147.1	182.7	215.0	115.3	184.9	190.5	165.9	167.0	64.8	65.2	65.0	64.0	-0.10	-0.01	0.00
2006/11/25	02:48:00	214.7	212.9	201.8	156.6	147.3	182.7	215.0	116.5	185.4	190.5	165.7	167.0	64.6	65.2	64.8	64.2	-0.10	-0.01	0.00
2006/11/25	02:49:00	214.7	213.0	201.8	156.6	147.3	182.7	214.9	116.3	185.5	190.5	165.7	167.0	64.3	64.8	65.1	64.6	-0.10	-0.01	0.00
2006/11/25	02:50:00	214.7	213.0	201.7	156.5	147.0	182.4	214.7	124.6	185.0	190.5	165.7	166.9	65.1	65.1	65.0	64.8	-0.10	-0.01	0.00
2006/11/25	02:51:00	214.6	212.9	201.7	156.5	147.1	182.7	214.6	123.3	184.9	190.2	165.6	166.9	64.3	65.7	64.8	64.2	-0.10	-0.01	0.00
2006/11/25	02:52:00	214.5	212.7	201.5	156.5	147.5	182.4	214.6	123.0	184.5	190.0	165.5	166.7	65.0	65.6	64.3	63.9	-0.10	-0.01	0.00
2006/11/25	02:53:00	214.5	212.6	201.5	156.3	147.0	182.7	214.5	124.2	184.7	190.2	165.4	166.7	65.2	65.7	64.8	64.8	-0.10	-0.01	0.00
2006/11/25	02:54:00	214.2	212.5	201.3	156.3	147.0	182.2	214.2	114.8	185.4	190.0	165.4	166.6	64.6	65.4	64.6	64.8	-0.10	-0.01	0.00
2006/11/25	02:55:00	214.2	212.6	201.2	156.1	147.7	182.2	214.2	114.6	184.7	190.0	165.4	166.6	64.6	64.8	64.8	64.4	-0.10	-0.01	0.00
2006/11/25	02:56:00	214.1	212.3	201.2	156.3	146.6	182.0	214.2	114.6	184.7	189.9	165.3	166.5	64.4	65.4	64.4	64.3	-0.10	-0.01	0.00
2006/11/25	02:57:00	214.0	212.4	201.2	156.1	146.5	181.9	214.0	117.3	184.7	189.7	165.3	166.5	64.0	65.4	64.0	64.3	-0.10	-0.01	0.00
2006/11/25	02:58:00	214.0	212.4	201.0	155.9	146.8	181.9	214.0	123.9	184.2	189.7	165.4	166.5	65.2	63.8	64.0	64.3	-0.10	-0.01	0.00
2006/11/25	02:59:00	213.9	212.1	201.0	155.8	146.5	181.9	213.9	118.3	184.5	189.7	165.3	166.4	64.8	64.2	64.6	64.1	-0.10	0.00	0.00
2006/11/25	03:00:00	213.7	211.7	200.8	155.9	146.6	181.7	213.7	114.0	184.5	189.7	165.2	166.4	64.8	65.1	65.0	64.2	-0.10	-0.01	0.00
2006/11/25	03:01:00	213.7	211.5	200.7	155.8	146.3	181.5	213.7	113.7	184.0	189.5	165.3	166.3	64.1	64.0	64.6	63.9	-0.10	-0.01	0.00
2006/11/25	03:02:00	213.6	211.8	200.7	155.8	146.5	181.7	213.6	116.3	183.9	189.4	165.4	166.2	65.2	63.7	64.6	63.5	-0.10	-0.01	0.00
2006/11/25	03:03:00	213.6	211.7	200.5	155.8	146.8	181.9	213.6	114.0	184.0	189.4	165.0	166.2	65.1	64.6	64.6	64.0	-0.10	-0.01	0.00
2006/11/25	03:04:00	213.5	211.5	200.5	155.8	146.5	181.9	213.4	115.2	184.2	189.2	165.0	166.1	64.6	64.4	65.5	64.4	-0.10	0.00	0.00
2006/11/25	03:05:00	213.4	211.5	200.3	155.8	146.8	181.5	213.2	119.8	184.0	189.2	164.8	166.0	64.3	64.6	64.2	64.6	-0.10	0.00	0.00
2006/11/25	03:06:00	213.2	211.5	200.5	155.6	146.3	181.7	213.2	119.3	184.2	189.2	164.8	166.0	64.1	64.8	64.6	64.6	-0.10	0.00	0.00
2006/11/25	03:07:00	213.2	211.5	200.5	155.8	146.3	181.5	213.2	113.5	184.0	189.0	164.8	166.0	64.6	64.6	64.6	64.6	0.00	0.00	0.00
2006/11/25	03:08:00	213.2	211.4	200.3	155.8	146.3	181.5	213.1	116.1	184.0	189.0	164.8	165.9	64.1	64.6	65.3	64.6	0.00	0.00	0.00
2006/11/25	03:09:00	213.0	211.3	200.2	155.8	146.5	181.4	213.0	115.8	183.7	189.0	164.8	165.8	64.1	64.1	64.6	64.1	0.00	0.00	0.00
2006/11/25	03:10:00	213.0	211.2	200.0	155.4	146.3	181.2	212.8	113.2	183.7	188.9	164.6	165.8	64.4	65.0	64.8	64.4	0.00	0.00	0.00
2006/11/25	03:11:00	212.9	211.3	200.0	155.3	146.0	181.5	212.7	117.2	183.7	188.7	164.5	165.7	65.2	65.0	64.6	64.4	0.00	0.00	0.00
2006/11/25	03:12:00	212.8	211.1	199.7	155.3	145.6	181.2	212.7	112.8	183.2	188.5	164.6	165.7	65.1	64.8	64.6	63.6	0.00	0.00	0.00
2006/11/25	03:13:00	212.7	211.1	199.7	155.3	146.1	180.7	212.6	115.6	183.4	188.5	164.6</								

Heat Decay Run

Date	Time	TC1	TC2	TC3	TC4	TC5	TC6	TC7	TC8	TC9	TC10	TC11	TC12	TC13	TC14	TC15	TC16	VDC	Amps	Watts
2006/11/25	03:16:00	212.5	210.7	199.7	155.3	146.3	181.0	212.4	117.1	183.5	188.5	164.3	165.5	65.3	64.3	64.6	64.4	0.00	0.00	0.00
2006/11/25	03:17:00	212.5	210.9	199.7	155.3	145.9	180.7	212.4	112.1	183.2	188.4	164.3	165.4	64.8	63.8	64.3	63.4	0.00	0.00	0.00
2006/11/25	03:18:00	212.4	210.6	199.7	155.1	145.9	180.7	212.3	112.1	182.7	188.2	164.3	165.4	64.8	63.7	64.4	63.4	0.00	0.00	0.00
2006/11/25	03:19:00	212.2	210.4	199.5	155.1	146.0	180.5	212.1	114.6	182.7	188.0	164.3	165.3	64.8	64.3	65.0	63.1	0.00	0.00	0.00
2006/11/25	03:20:00	212.1	210.3	199.3	154.8	145.6	180.5	212.0	112.1	183.0	188.2	163.9	165.2	64.6	65.4	65.1	64.4	0.00	0.00	0.00
2006/11/25	03:21:00	212.1	210.4	199.2	154.9	145.1	180.7	211.9	111.9	182.9	188.2	163.9	165.2	65.5	64.8	65.4	64.8	0.00	0.00	0.00
2006/11/25	03:22:00	212.0	210.3	199.2	154.8	145.9	180.7	211.9	112.8	183.2	188.2	163.9	165.1	64.0	64.6	64.8	64.3	0.00	0.00	0.00
2006/11/25	03:23:00	211.9	210.2	199.2	154.8	145.4	180.5	211.8	111.6	183.0	188.2	163.9	165.1	64.0	65.1	64.4	64.6	0.00	0.00	0.00
2006/11/25	03:24:00	211.8	209.9	199.2	154.8	145.4	180.5	211.7	112.6	183.0	188.0	163.9	165.1	64.4	64.4	65.1	64.4	0.00	0.00	0.00
2006/11/25	03:25:00	211.7	209.9	199.0	154.8	145.6	180.2	211.5	114.7	182.7	188.0	163.8	165.1	64.3	65.5	65.1	63.9	0.00	0.00	0.00
2006/11/25	03:26:00	211.7	210.0	199.0	154.8	145.5	180.5	211.5	111.3	182.9	187.9	163.6	165.0	63.8	64.6	64.8	64.4	0.00	0.00	0.00
2006/11/25	03:27:00	211.5	209.8	199.0	154.8	145.5	180.0	211.5	111.6	182.5	187.9	163.7	164.9	64.6	65.4	64.4	64.2	-0.10	0.00	0.00
2006/11/25	03:28:00	211.5	209.7	198.8	154.8	145.3	180.0	211.4	111.0	182.7	187.7	163.7	164.9	65.9	64.6	64.2	64.4	0.00	0.00	0.00
2006/11/25	03:29:00	211.3	209.8	198.7	154.5	145.5	180.0	211.3	110.8	182.2	187.5	163.7	164.8	65.4	64.6	64.6	63.9	0.00	0.00	0.00
2006/11/25	03:30:00	211.2	209.8	198.7	154.5	145.4	180.0	211.2	110.6	182.2	187.4	163.7	164.8	65.2	63.9	64.6	63.9	0.00	0.00	0.00
2006/11/25	03:31:00	211.3	209.6	198.5	154.4	146.3	180.0	211.2	111.0	182.5	187.4	163.5	164.7	64.8	64.8	65.3	64.3	-0.10	0.00	0.00
2006/11/25	03:32:00	211.2	209.5	198.5	154.4	145.8	180.0	211.0	110.9	182.2	187.2	163.5	164.6	65.2	65.2	65.5	64.3	0.00	0.00	0.00
2006/11/25	03:33:00	211.0	209.1	198.4	154.4	145.8	179.9	210.9	111.4	182.2	187.2	163.5	164.6	64.8	64.4	65.1	63.7	0.00	0.00	0.00
2006/11/25	03:34:00	210.9	209.3	198.2	154.4	145.8	179.9	211.0	110.4	181.9	187.2	163.6	164.5	65.0	63.9	65.2	63.3	0.00	0.00	0.00
2006/11/25	03:35:00	210.9	209.0	198.4	154.4	145.3	180.2	210.9	121.7	182.5	187.2	163.4	164.5	64.0	65.0	64.8	63.9	0.00	0.00	0.00
2006/11/25	03:36:00	210.8	209.3	198.2	154.4	145.4	180.0	210.9	119.0	182.2	187.2	163.4	164.5	65.1	64.6	64.8	65.0	0.00	0.00	0.00
2006/11/25	03:37:00	210.8	209.0	198.2	154.4	144.9	179.7	210.8	119.2	182.0	187.2	163.2	164.5	64.3	65.2	64.4	64.8	0.00	0.00	0.00
2006/11/25	03:38:00	210.6	209.0	198.2	154.3	144.8	179.9	210.8	110.8	181.7	187.2	163.3	164.4	65.8	65.0	64.6	63.3	0.00	0.00	0.00
2006/11/25	03:39:00	210.6	209.1	198.2	154.5	145.3	179.7	210.9	110.6	182.2	187.2	163.2	164.4	65.3	64.1	65.0	64.0	0.00	0.00	0.00
2006/11/25	03:40:00	210.7	208.9	198.2	154.3	145.6	179.9	210.8	110.8	182.5	187.2	163.2	164.4	65.2	64.6	64.8	64.0	0.00	0.00	0.00
2006/11/25	03:41:00	210.6	208.7	198.2	154.5	145.8	179.9	210.9	110.8	182.2	187.4	163.2	164.4	66.1	65.4	64.6	63.9	0.00	0.00	0.00
2006/11/25	03:42:00	210.5	208.6	198.2	154.4	145.9	180.0	210.8	111.0	182.0	187.2	163.2	164.5	65.9	64.2	65.0	64.1	0.00	0.00	0.00
2006/11/25	03:43:00	210.5	208.9	198.0	154.3	145.5	179.7	210.8	111.2	181.4	186.9	163.3	164.4	65.3	64.6	65.3	63.5	0.00	0.00	0.00
2006/11/25	03:44:00	210.4	208.7	197.9	154.3	145.5	179.7	210.5	110.5	182.2	186.9	163.1	164.3	65.4	65.0	65.1	63.9	0.00	0.00	0.00
2006/11/25	03:45:00	210.4	208.7	197.7	154.1	145.8	179.7	210.5	111.1	181.7	186.9	163.0	164.3	65.3	65.3	65.5	64.8	0.00	0.00	0.00
2006/11/25	03:46:00	210.2	208.4	197.7	154.0	145.3	179.7	210.3	111.2	181.5	186.7	162.9	164.1	65.2	64.4	65.5	64.1	0.00	0.00	0.00
2006/11/25	03:47:00	210.0	208.4	197.5	153.7	145.5	179.5	210.1	110.5	181.5	186.4	162.9	164.0	65.2	64.8	65.2	63.9	0.00	0.00	0.00
2006/11/25	03:48:00	209.9	208.1	197.2	153.7	144.6	179.4	210.0	112.1	181.7	186.5	162.7	163.9	65.1	64.8	65.1	64.4	0.00	0.00	0.00
2006/11/25	03:49:00	209.8	208.2	197.4	153.7	144.6	179.0	209.9	112.5	181.5	186.5	162.5	163.9	65.0	64.0	65.1	64.6	0.00	0.00	0.00
2006/11/25	03:50:00	209.8	207.9	197.2	153.7	144.8	179.2	209.8	110.7	181.4	186.4	162.6	163.8	64.8	64.2	64.8	63.8	-0.10	0.00	0.00
2006/11/25	03:51:00	209.7	207.9	197.2	153.7	145.3	178.7	209.8	110.7	181.0	186.2	162.7	163.8	64.2	64.0	64.8	63.5	0.00	-0.01	0.00
2006/11/25	03:52:00	209.6	208.0	197.2	153.7	144.5	179.0	209.7	110.5	181.2	186.2	162.4	163.7	64.0	65.0	64.6	63.9	-0.10	-0.01	0.00
2006/11/25	03:53:00	209.6	208.0	197.2	153.8	144.8	179.0	209.6	110.4	181.4	186.4	162.3	163.7	64.6	65.0	65.1	65.1	-0.10	-0.01	0.00
2006/11/25	03:54:00	209.5	207.8	197.0	153.6	144.6	178.7	209.4	110.2	181.0	186.0	162.4	163.7	65.2	64.2	65.1	64.3	-0.10	-0.01	0.00
2006/11/25	03:55:00	209.4	207.7	197.0	153.6	144.7	178.8	209.2	110.4	181.2	186.0	162.3	163.6	65.2	65.2	65.4	64.3	-0.10	-0.01	0.00
2006/11/25	03:56:00	209.3	207.6	197.0	153.6	144.2	178.8	209.3	110.3	181.2	186.2	162.1	163.5	64.4	65.7	65.1	65.1	-0.10	-0.01	0.00
2006/11/25	03:57:00	209.2	207.5	196.7	153.4	143.9	178.5	209.1	109.3	180.9	185.9	162.0	163.4	64.8	65.5	65.2	65.1	-0.10	-0.01	0.00
2006/11/25	03:58:00	209.1	207.5	196.5	153.3	144.6	178.5	209.0	109.1	180.7	185.7	162.0	163.3	65.4	64.8	64.8	64.2	-0.10	-0.01	0.00
2006/11/25	03:59:00	209.0	207.2	196.7	153.4	144.6	178.2	208.9	109.3	180.7	185.5	162.0	163.2	64.6	64.4	65.1	64.1	-0.10	-0.01	0.00
2006/11/25	04:00:00	209.0	207.1	196.7	153.2	144.8	178.2	208.8	111.6	180.7	185.5	161.9	163.2	64.4	64.6	64.8	63.4	-0.10	-0.01	0.00
2006/11/25	04:01:00	208.9	207.1	196.5	153.1	143.8	178.0	208.8	108.8	180.7	185.4	161.9	163.2	64.2	64.6	64.6	63.4	-0.10	-0.01	0.00
2006/11/25	04:02:00	208.9	207.0	196.4	153.1	144.4	178.2	208.7	109.1	180.7	185.2	161.9	163.1	64.8	64.8	64.6	63.6	-0.10	-0.01	0.00
2006/11/25	04:03:00	208.7	207.0	196.2	153.1	144.0	178.0	208.6	109.1	180.5	185.4	161.6	163.1	64.4	65.0	64.6	64.8	-0.10	0.00	0.00
2006/11/25	04:04:00	208.6	206.9	196.2	152.9	143.8	178.0	208.4	108.8	180.5	185.2	161.5	163.0	63.8	65.2	64.4	64.3	-0.10	-0.01	0.00
2006/11/25	04:05:00	208.5	206.7	196.0	152.9	143.8	178.0	208.3	108.8	180.4	185.2	161.5	162.9	64.1	64.8	64.3	64.4	-0.10	-0.01	0.00
2006/11/25	04:06:00	208.5	206.6	196.0	152.9	143.9	178.0	208.2	111.6	180.4	185.2	161.5	162.9	64.8	64.1	64.1	64.6	-0.10	-0.01	0.00
2006/11/25	04:07:00	208.4	206.7	195.9	152.7	143.9	177.5	208.1	108.1	180.0	185.0	161.6	162.8	63.4	64.6	64.3	64.2	-0.10	-0.01	0.00
2006/11/25	04:08:00	208.4	206.6	196.0	152.6	144.1	177.8	208.1	107.8	180.4	185.0	161.4	162.8	64.4	64.3	64.6	64.3	-0.10	-0.01	0.00
2006/11/25	04:09:00	208.3	206.4	195.9	152.7	143.9	178.0	208.0	107.8	179.5	184.7	161.4	162.8	64.2	64.2	64.8	63.9	-0.10	-0.01	0.00
2006/11/25	04:10:00	208.1	206.3	195.9	152.7	143.9	177.8	207.9	107.9	179.5	184.7	161.5	162.8	64.3	63.7	65.1	63.5	-0.10	-0.01	0.00
2006/11/25	04:11:00	208.1	206.3	195.7	152.7	143.5	177.8	207.8	108.1	179.7	184.7	161.4	162.7	64.1	64.1	64.6	63.8	-0.10	0.00	0.00
2006/11/25	04:12:00	208.1	206.4	195.7																

Heat Decay Run

Radioactive Material Transport Packaging System Safety Analysis Report
for Model AOS-025, AOS-050, and AOS-100 Transport Packages, Rev. G, July 27, 2012 (Docket No. 71-9316)

3-699

Date	Time	TC1	TC2	TC3	TC4	TC5	TC6	TC7	TC8	TC9	TC10	TC11	TC12	TC13	TC14	TC15	TC16	VDC	Amps	Watts
2006/11/25	04:14:00	207.8	206.0	195.5	152.5	143.2	177.5	207.5	111.6	179.5	184.5	161.0	162.5	64.8	63.9	64.6	64.0	-0.10	0.00	0.00
2006/11/25	04:15:00	207.7	206.1	195.4	152.5	143.1	177.2	207.5	108.4	179.4	184.5	161.0	162.4	63.0	64.6	64.0	63.9	-0.10	-0.01	0.00
2006/11/25	04:16:00	207.6	206.1	195.4	152.4	143.1	177.3	207.4	107.6	179.2	184.2	161.0	162.4	64.6	64.6	65.1	64.0	-0.10	-0.01	0.00
2006/11/25	04:17:00	207.6	206.0	195.4	152.3	143.8	177.3	207.4	107.9	179.2	184.2	161.0	162.3	65.1	64.3	65.1	64.3	-0.10	-0.01	0.00
2006/11/25	04:18:00	207.5	206.0	195.4	152.2	143.8	177.3	207.3	107.2	179.0	184.2	161.0	162.3	64.6	63.9	65.0	63.4	-0.10	-0.01	0.00
2006/11/25	04:19:00	207.4	205.8	195.2	152.3	143.5	177.3	207.2	109.9	179.2	184.2	161.0	162.3	64.6	64.6	64.3	63.9	-0.10	-0.01	0.00
2006/11/25	04:20:00	207.3	205.7	195.2	152.1	143.2	177.0	207.1	113.3	179.2	184.0	161.0	162.2	63.3	63.9	64.0	63.6	-0.10	-0.01	0.00
2006/11/25	04:21:00	207.4	205.8	195.0	152.1	143.4	177.2	207.1	116.1	178.7	184.0	161.0	162.2	63.9	63.5	63.9	63.6	-0.10	-0.01	0.00
2006/11/25	04:22:00	207.2	205.5	194.9	152.2	143.1	177.0	207.0	117.2	179.0	184.0	160.9	162.2	64.2	63.6	64.1	63.6	-0.10	-0.01	0.00
2006/11/25	04:23:00	207.2	205.2	194.9	152.2	143.4	176.8	207.0	108.8	179.2	183.9	160.9	162.1	64.6	63.6	64.6	63.6	-0.10	-0.01	0.00
2006/11/25	04:24:00	207.0	205.5	194.7	152.1	143.6	176.8	206.8	106.5	179.0	183.7	160.7	162.0	64.6	64.6	64.6	63.8	-0.10	-0.01	0.00
2006/11/25	04:25:00	206.9	205.2	194.7	152.0	143.4	176.8	206.7	106.4	178.8	183.7	160.8	162.0	64.6	64.6	64.6	63.5	0.00	-0.01	0.00
2006/11/25	04:26:00	206.9	205.1	194.5	151.9	143.1	176.5	206.6	106.4	179.0	183.7	160.5	162.0	64.0	65.0	64.1	63.8	0.00	0.00	0.00
2006/11/25	04:27:00	206.8	205.0	194.5	151.9	143.0	176.5	206.5	108.6	179.0	183.7	160.5	161.9	64.0	63.9	63.9	63.7	0.00	0.00	0.00
2006/11/25	04:28:00	206.7	205.0	194.5	151.9	143.3	176.8	206.5	114.5	178.7	183.5	160.4	161.9	63.8	63.8	64.1	63.6	0.00	0.00	0.00
2006/11/25	04:29:00	206.6	204.8	194.2	152.0	142.9	176.3	206.4	116.5	178.7	183.5	160.4	161.8	64.4	64.8	63.9	63.9	-0.10	0.00	0.00
2006/11/25	04:30:00	206.5	204.5	194.4	151.8	142.8	176.3	206.2	114.5	178.3	183.4	160.4	161.7	63.9	64.2	64.0	63.5	0.00	0.00	0.00
2006/11/25	04:31:00	206.4	204.5	194.2	151.7	142.5	176.3	206.2	106.2	178.5	183.2	160.5	161.7	63.7	63.6	64.4	63.1	0.00	0.00	0.00
2006/11/25	04:32:00	206.4	204.8	194.2	151.6	142.8	176.3	206.1	112.1	178.7	183.2	160.3	161.7	63.6	64.4	64.3	63.1	0.00	0.00	0.00
2006/11/25	04:33:00	206.3	204.6	194.2	151.6	142.7	176.0	206.1	105.8	178.3	183.2	160.3	161.6	64.0	64.1	63.6	63.3	0.00	0.00	0.00
2006/11/25	04:34:00	206.2	204.5	193.9	151.5	143.3	176.0	206.0	105.8	178.3	183.2	160.2	161.6	64.0	63.8	64.0	63.3	0.00	0.00	0.00
2006/11/25	04:35:00	206.2	204.5	194.0	151.6	142.9	176.2	206.0	107.5	178.3	183.0	160.2	161.5	63.9	63.1	64.4	63.3	0.00	0.00	0.00
2006/11/25	04:36:00	206.1	204.5	193.9	151.6	142.8	176.3	206.0	106.2	178.0	183.0	160.3	161.5	64.4	63.3	64.3	63.1	0.00	0.00	0.00
2006/11/25	04:37:00	206.1	204.5	193.7	151.6	142.1	176.0	205.8	107.1	177.8	182.9	160.4	161.5	64.3	63.3	64.2	62.6	0.00	0.00	0.00
2006/11/25	04:38:00	206.0	204.3	193.9	151.6	142.4	176.0	205.8	108.6	177.8	182.9	160.2	161.4	64.0	64.3	64.4	62.4	0.00	0.00	0.00
2006/11/25	04:39:00	206.0	204.3	193.7	151.5	142.4	175.8	205.7	105.6	178.0	182.7	160.0	161.4	64.3	63.8	64.0	63.3	0.00	0.00	0.00
2006/11/25	04:40:00	205.8	204.2	193.7	151.4	143.0	176.0	205.5	105.5	177.3	182.7	160.2	161.3	64.3	63.8	64.3	62.6	0.00	0.00	0.00
2006/11/25	04:41:00	205.7	204.0	193.7	151.3	143.1	176.0	205.6	105.8	177.3	182.5	160.0	161.2	64.4	62.8	64.4	63.0	0.00	0.00	0.00
2006/11/25	04:42:00	205.7	204.1	193.7	151.3	143.1	175.8	205.5	104.9	177.3	182.4	159.9	161.0	64.4	63.2	64.4	62.8	0.00	0.00	0.00
2006/11/25	04:43:00	205.7	204.0	193.5	151.3	143.2	175.8	205.5	104.8	177.5	182.4	159.9	161.0	64.2	63.3	64.4	62.6	0.00	0.00	0.00
2006/11/25	04:44:00	205.6	203.8	193.5	151.3	143.2	175.8	205.5	105.1	177.8	182.4	159.9	161.0	64.1	63.6	64.3	62.8	0.00	0.00	0.00
2006/11/25	04:45:00	205.5	203.8	193.5	151.3	142.8	175.8	205.5	115.1	178.0	182.5	159.7	161.0	63.9	64.1	64.6	63.2	0.00	0.00	0.00
2006/11/25	04:46:00	205.5	203.7	193.5	151.4	142.5	175.5	205.5	104.8	177.8	182.5	159.7	161.0	64.2	64.0	64.6	63.9	0.00	0.00	0.00
2006/11/25	04:47:00	205.5	203.7	193.4	151.3	142.9	175.8	205.3	104.6	177.8	182.7	159.7	161.0	64.6	63.8	64.6	63.4	0.00	0.00	0.00
2006/11/25	04:48:00	205.3	203.7	193.0	151.2	142.2	175.5	205.1	114.6	177.5	182.4	159.5	161.0	64.1	63.5	64.3	63.2	0.00	0.00	0.00
2006/11/25	04:49:00	205.2	203.6	193.2	151.2	142.2	175.5	205.1	104.2	177.5	182.4	159.5	160.9	64.2	64.2	64.0	63.6	0.00	0.00	0.00
2006/11/25	04:50:00	205.1	203.5	193.2	151.0	142.1	175.8	205.0	104.2	177.5	182.4	159.3	160.8	64.2	64.4	64.4	63.9	0.00	0.00	0.00
2006/11/25	04:51:00	205.0	203.2	193.0	151.0	142.3	175.7	204.8	103.8	177.3	182.0	159.3	160.7	64.3	64.2	64.2	62.8	-0.10	0.00	0.00
2006/11/25	04:52:00	205.0	203.2	193.0	151.0	142.1	175.5	205.0	103.8	177.5	182.0	159.3	160.7	64.0	64.3	64.2	63.4	0.00	0.00	0.00
2006/11/25	04:53:00	204.8	203.1	193.0	151.0	142.2	175.3	204.8	114.4	177.0	182.0	159.3	160.7	64.6	64.0	63.4	62.8	-0.10	-0.01	0.00
2006/11/25	04:54:00	204.8	203.1	192.7	151.0	142.1	175.5	204.7	108.3	176.7	181.9	159.3	160.7	64.4	64.4	64.4	62.4	0.00	0.00	0.00
2006/11/25	04:55:00	204.7	203.1	192.7	150.9	142.1	175.3	204.8	103.8	177.5	182.0	159.0	160.5	64.8	64.4	64.6	63.9	-0.10	0.00	0.00
2006/11/25	04:56:00	204.6	203.2	192.9	151.0	142.4	175.3	204.7	103.4	177.7	182.0	159.0	160.5	64.2	64.8	63.5	64.4	0.00	0.00	0.00
2006/11/25	04:57:00	204.5	203.0	192.7	151.0	142.0	175.0	204.7	104.9	177.3	182.0	159.2	160.5	64.4	64.6	63.2	63.2	-0.10	0.00	0.00
2006/11/25	04:58:00	204.5	203.0	192.5	150.9	141.8	175.3	204.6	103.3	177.0	181.9	159.3	160.4	64.6	63.7	63.8	63.1	-0.10	0.00	0.00
2006/11/25	04:59:00	204.5	202.8	192.5	150.8	142.8	175.3	204.5	104.2	177.3	181.7	159.0	160.4	64.2	63.7	64.6	63.1	0.00	0.00	0.00
2006/11/25	05:00:00	204.5	203.0	192.5	150.8	142.1	175.0	204.6	103.0	177.2	182.0	159.0	160.3	63.9	64.6	63.8	63.4	-0.10	0.00	0.00
2006/11/25	05:01:00	204.3	202.5	192.7	150.8	142.4	175.2	204.5	105.6	177.2	181.7	159.0	160.3	64.8	63.9	64.2	63.9	-0.10	0.00	0.00
2006/11/25	05:02:00	204.2	202.5	192.5	150.8	142.3	175.2	204.5	104.8	176.8	181.7	158.8	160.3	64.8	64.6	64.8	63.7	-0.10	-0.01	0.00
2006/11/25	05:03:00	204.1	202.5	192.4	150.8	142.0	175.2	204.5	103.0	177.5	181.9	158.7	160.2	64.3	64.8	65.0	64.2	-0.10	-0.01	0.00
2006/11/25	05:04:00	204.1	202.5	192.0	150.8	142.5	175.2	204.3	102.9	177.0	181.7	158.8	160.2	65.0	64.6	63.9	64.1	0.00	0.00	0.00
2006/11/25	05:05:00	204.0	202.2	192.2	150.7	142.3	174.8	204.1	103.1	176.5	181.5	158.8	160.0	65.1	62.6	65.0	63.4	0.00	0.00	0.00
2006/11/25	05:06:00	204.0	202.2	192.2	150.7	141.9	175.3	204.2	104.8	177.2	181.7	158.7	160.0	65.0	63.8	65.5	63.6	0.00	0.00	0.00
2006/11/25	05:07:00	203.8	202.2	192.0	150.8	142.1	175.0	204.1	102.5	177.0	181.7	158.5	160.0	65.0	64.8	64.8	64.8	0.00	0.00	0.00
2006/11/25	05:08:00	203.8	202.3	192.0	150.8	141.7	175.3	204.2	102.8	177.0	181.7	158.5	160.0	64.8	64.8	65.0	64.6	0.00	0.00	0.00
2006/11/25	05:09:00	203.8	202.3	192.0	150.8	142.0	175.0	204.1	103.0	177.0	181.7	158.7</								

Heat Decay Run

3-700
for Model AOS-025, AOS-050, and AOS-100 Transport Packages, Rev. G, July 27, 2012 (Docket No. 71-9316)

Date	Time	TC1	TC2	TC3	TC4	TC5	TC6	TC7	TC8	TC9	TC10	TC11	TC12	TC13	TC14	TC15	TC16	VDC	Amps	Watts
2006/11/25	05:12:00	203.5	202.0	191.7	150.6	142.3	175.0	203.8	102.5	176.8	181.5	158.5	159.8	64.6	64.3	65.3	63.7	0.00	0.00	0.00
2006/11/25	05:13:00	203.3	202.0	191.9	150.5	142.0	174.8	203.8	102.6	176.8	181.2	158.5	159.7	64.8	65.0	65.2	63.5	0.00	0.00	0.00
2006/11/25	05:14:00	203.3	201.7	191.2	150.3	142.1	174.3	203.6	103.5	176.2	181.0	158.5	159.8	64.6	64.8	64.8	63.0	0.00	0.00	0.00
2006/11/25	05:15:00	203.1	201.7	191.5	150.2	142.0	174.6	203.5	102.3	176.3	181.0	158.3	159.7	64.6	65.0	64.8	63.5	-0.10	0.00	0.00
2006/11/25	05:16:00	203.0	201.3	191.4	150.0	142.1	174.5	203.3	104.4	176.3	180.9	158.2	159.5	64.8	64.8	64.8	63.8	-0.10	0.00	0.00
2006/11/25	05:17:00	203.0	201.3	191.2	149.9	141.8	174.3	203.1	102.3	175.8	180.7	158.0	159.5	65.1	64.0	64.8	63.6	-0.10	0.00	0.00
2006/11/25	05:18:00	203.0	201.3	191.2	149.8	142.0	174.0	203.0	102.1	176.0	180.7	158.0	159.5	65.0	64.6	64.8	63.7	0.00	0.00	0.00
2006/11/25	05:19:00	202.7	201.2	191.0	149.8	141.4	174.0	202.8	101.8	176.0	180.5	158.0	159.3	64.2	64.6	64.8	64.0	0.00	0.00	0.00
2006/11/25	05:20:00	202.7	201.2	191.0	149.7	141.7	174.0	202.7	106.7	175.7	180.2	158.0	159.3	64.8	64.3	65.1	63.5	0.00	0.00	0.00
2006/11/25	05:21:00	202.7	201.0	190.9	149.8	141.6	174.0	202.5	108.8	175.5	180.2	157.8	159.2	64.8	64.6	65.2	63.7	0.00	0.00	0.00
2006/11/25	05:22:00	202.5	201.0	190.9	149.7	141.6	173.8	202.5	101.6	175.5	180.0	158.0	159.2	65.0	64.4	65.2	63.7	0.00	0.00	0.00
2006/11/25	05:23:00	202.5	201.2	190.9	149.8	141.6	173.6	202.7	102.1	175.2	180.0	157.8	159.2	64.8	64.2	64.6	63.0	0.00	0.00	0.00
2006/11/25	05:24:00	202.5	200.8	190.7	149.9	141.4	174.3	202.7	101.6	175.8	180.2	157.8	159.2	64.8	65.0	64.6	64.1	-0.10	0.00	0.00
2006/11/25	05:25:00	202.5	201.0	190.9	150.0	142.0	174.3	202.8	104.4	175.8	180.4	157.8	159.3	64.8	64.6	65.4	64.0	-0.10	0.00	0.00
2006/11/25	05:26:00	202.5	201.2	191.0	150.0	142.0	174.3	202.8	101.8	176.0	180.4	158.0	159.3	65.2	64.8	65.5	64.0	-0.10	0.00	0.00
2006/11/25	05:27:00	202.3	200.7	191.0	150.1	142.0	174.3	202.8	102.0	175.8	180.2	157.8	159.2	64.8	64.2	65.1	64.0	-0.10	0.00	0.00
2006/11/25	05:28:00	202.3	200.7	190.7	149.9	141.8	173.8	202.7	101.4	176.0	180.2	157.5	159.2	64.6	64.4	65.0	63.8	-0.10	-0.01	0.00
2006/11/25	05:29:00	202.2	200.7	190.7	149.7	142.1	174.0	202.5	101.8	175.5	180.0	157.5	159.0	64.8	64.8	65.1	63.4	-0.10	-0.01	0.00
2006/11/25	05:30:00	202.2	200.5	190.7	150.0	141.9	174.3	202.5	102.0	175.7	180.0	157.5	159.0	64.4	65.0	65.1	63.5	-0.10	-0.01	0.00
2006/11/25	05:31:00	202.2	200.5	190.7	149.9	141.3	174.1	202.5	101.8	176.0	180.2	157.3	159.0	64.8	64.6	65.4	64.2	-0.10	-0.01	0.00
2006/11/25	05:32:00	202.0	200.5	190.5	149.8	141.8	174.0	202.3	110.0	175.5	180.2	157.5	158.8	65.3	64.2	65.4	64.1	-0.10	-0.01	0.00
2006/11/25	05:33:00	201.8	200.2	190.5	149.7	141.5	173.8	202.2	111.9	175.3	179.9	157.3	158.8	65.2	64.4	65.2	64.4	-0.10	-0.01	0.00
2006/11/25	05:34:00	201.7	200.2	190.4	149.5	141.7	173.6	202.0	101.8	175.0	179.9	157.3	158.8	65.0	64.4	65.5	64.2	-0.10	-0.01	0.00
2006/11/25	05:35:00	201.7	200.2	190.2	149.4	141.5	173.3	201.8	101.6	175.0	179.7	157.3	158.7	65.0	65.0	64.8	64.1	-0.10	-0.01	0.00
2006/11/25	05:36:00	201.7	200.0	190.2	149.4	140.8	173.6	201.8	103.6	174.8	179.7	157.0	158.5	64.8	65.2	65.0	63.9	-0.10	-0.01	0.00
2006/11/25	05:37:00	201.7	200.0	190.0	149.4	141.0	173.5	201.8	101.3	175.5	180.0	157.0	158.5	64.4	65.6	65.0	64.8	-0.10	-0.01	0.00
2006/11/25	05:38:00	201.5	200.0	190.0	149.4	141.0	173.3	201.7	101.2	175.0	179.7	156.8	158.5	64.6	64.6	65.4	64.1	-0.10	-0.01	0.00
2006/11/25	05:39:00	201.5	200.0	190.0	149.0	141.2	173.0	201.7	101.2	174.6	179.5	157.0	158.5	65.0	64.6	65.1	64.1	-0.10	-0.01	0.00
2006/11/25	05:40:00	201.3	199.7	189.7	149.0	141.2	173.3	201.5	101.1	174.8	179.2	156.8	158.3	65.1	64.8	65.1	63.5	-0.10	-0.01	0.00
2006/11/25	05:41:00	201.2	199.7	189.7	149.0	140.7	173.0	201.3	100.8	174.5	179.2	156.5	158.3	64.3	64.1	64.2	64.3	-0.10	-0.01	0.00
2006/11/25	05:42:00	201.2	199.7	189.7	148.9	140.2	173.0	201.2	104.6	174.5	179.0	156.6	158.2	64.0	63.7	64.8	63.7	-0.10	-0.01	0.00
2006/11/25	05:43:00	201.2	199.5	189.5	148.9	140.0	172.6	201.0	100.5	174.3	178.8	156.5	158.3	64.0	63.9	64.0	63.1	-0.10	-0.01	0.00
2006/11/25	05:44:00	201.0	199.2	189.4	148.7	140.4	172.5	200.8	107.9	174.0	178.7	156.5	158.0	64.6	63.9	64.2	63.6	-0.10	-0.01	0.00
2006/11/25	05:45:00	200.8	199.2	189.4	148.7	140.7	172.5	200.7	107.2	173.8	178.5	156.5	158.0	64.4	64.2	64.6	63.6	-0.10	-0.01	0.00
2006/11/25	05:46:00	200.8	199.3	189.2	148.7	140.8	172.5	200.7	107.1	174.0	178.3	156.5	157.8	64.4	64.6	64.8	63.4	-0.10	-0.01	0.00
2006/11/25	05:47:00	200.7	199.0	189.2	148.7	140.5	172.5	200.7	107.0	173.8	178.3	156.5	157.8	64.4	64.0	64.8	63.5	-0.10	-0.01	0.00
2006/11/25	05:48:00	200.7	199.0	189.0	148.5	140.0	172.5	200.5	106.6	174.0	178.3	156.1	157.8	64.3	64.6	64.1	63.7	-0.10	-0.01	0.00
2006/11/25	05:49:00	200.7	199.0	189.0	148.3	140.2	172.1	200.3	111.8	173.8	178.3	156.1	157.8	64.1	65.1	64.0	63.6	-0.10	-0.01	0.00
2006/11/25	05:50:00	200.5	199.0	189.0	148.5	140.3	171.8	200.2	112.6	173.8	178.2	156.1	157.8	64.0	63.6	64.2	63.1	-0.10	-0.01	0.00
2006/11/25	05:51:00	200.5	198.5	188.9	148.3	140.5	172.1	200.2	106.5	173.5	178.2	156.1	157.6	64.2	63.5	64.3	63.4	-0.10	0.00	0.00
2006/11/25	05:52:00	200.3	198.5	188.9	148.3	140.0	172.0	200.2	106.4	173.5	178.0	156.1	157.5	64.2	63.7	64.1	63.2	-0.10	-0.01	0.00
2006/11/25	05:53:00	200.3	198.5	188.7	148.3	139.8	172.0	200.0	109.1	173.5	178.0	156.0	157.5	64.2	64.0	63.8	63.5	-0.10	-0.01	0.00
2006/11/25	05:54:00	200.2	198.5	188.7	148.3	140.0	171.8	200.0	113.1	173.6	178.0	155.8	157.5	63.7	63.9	63.7	64.3	-0.10	-0.01	0.00
2006/11/25	05:55:00	200.2	198.4	188.5	148.2	139.5	171.6	199.8	115.3	173.1	178.0	155.8	157.5	63.9	64.8	63.7	63.9	-0.10	-0.01	0.00
2006/11/25	05:56:00	200.0	198.2	188.5	148.0	139.5	171.8	199.7	115.2	173.5	177.8	155.8	157.5	63.4	64.2	64.3	63.4	-0.10	-0.01	0.00
2006/11/25	05:57:00	200.0	198.2	188.4	148.0	140.0	171.5	199.7	106.9	173.3	177.7	155.8	157.3	64.0	63.5	64.1	63.4	-0.10	0.00	0.00
2006/11/25	05:58:00	200.0	198.2	188.4	148.0	139.3	171.5	199.5	108.3	173.1	177.5	155.8	157.3	64.1	63.5	64.0	63.5	-0.10	-0.01	0.00
2006/11/25	05:59:00	199.8	198.2	188.2	148.0	139.5	171.3	199.5	106.6	172.8	177.5	155.6	157.3	63.5	64.1	64.1	63.0	-0.10	-0.01	0.00
2006/11/25	06:00:00	199.7	198.0	188.2	147.8	139.7	171.5	199.3	106.5	172.6	177.3	155.6	157.3	64.2	63.6	64.0	63.3	-0.10	-0.01	0.00
2006/11/25	06:01:00	199.7	198.0	188.0	147.8	139.5	171.3	199.2	110.4	172.5	177.3	155.6	157.1	64.3	64.0	63.7	63.2	-0.10	-0.01	0.00
2006/11/25	06:02:00	199.5	198.0	188.0	147.8	139.2	171.3	199.2	106.5	172.5	177.2	155.5	157.1	64.3	63.5	64.4	63.2	-0.10	-0.01	0.00
2006/11/25	06:03:00	199.5	197.7	188.0	147.8	139.8	171.1	199.2	106.5	172.5	177.0	155.6	157.1	64.3	63.6	63.8	62.8	-0.10	-0.01	0.00
2006/11/25	06:04:00	199.5	197.7	187.9	147.8	139.5	171.1	199.0	111.6	172.5	177.2	155.6	157.0	64.2	64.0	64.2	62.8	-0.10	-0.01	0.00
2006/11/25	06:05:00	199.5	197.7	187.7	147.8	139.0	171.1	199.0	112.3	172.8	177.2	155.3	157.0	63.7	64.3	63.7	63.4	-0.10	-0.01	0.00
2006/11/25	06:06:00	199.5	197.5	187.9	147.8	139.5	171.1	199.0	105.8	172.8	177.3	155.3	157.0	64.3	64.8	64.6	64.1	-0.10	-0.01	0.00
2006/11/25	06:07:00	199.2	197.5	187.7	147.8	139.8	171.1	199.0	105.6	172.8	177.0	155.3	157.0	64.0	63.4	64.0	63			

Heat Decay Run

Radioactive Material Transport Packaging System Safety Analysis Report
for Model AOS-025, AOS-050, and AOS-100 Transport Packages, Rev. G, July 27, 2012 (Docket No. 71-9316)

3-701

Date	Time	TC1	TC2	TC3	TC4	TC5	TC6	TC7	TC8	TC9	TC10	TC11	TC12	TC13	TC14	TC15	TC16	VDC	Amps	Watts
2006/11/25	06:10:00	199.0	197.2	187.5	147.5	139.5	170.8	198.5	107.5	172.3	176.8	155.0	156.8	64.6	64.0	64.2	62.8	-0.10	-0.01	0.00
2006/11/25	06:11:00	199.0	197.4	187.4	147.5	139.3	170.8	198.5	106.3	172.3	176.7	155.3	156.8	64.6	63.7	64.2	63.4	-0.10	-0.01	0.00
2006/11/25	06:12:00	198.8	197.2	187.4	147.3	138.8	170.8	198.5	106.5	172.0	176.5	155.0	156.6	64.4	63.3	64.6	63.2	-0.10	-0.01	0.00
2006/11/25	06:13:00	198.8	197.0	187.2	147.3	139.5	170.8	198.4	106.5	172.0	176.5	155.1	156.6	64.1	63.0	64.6	62.8	-0.10	-0.01	0.00
2006/11/25	06:14:00	198.7	197.0	187.2	147.3	139.5	170.5	198.2	116.3	171.6	176.3	155.1	156.5	64.0	63.7	64.1	62.6	-0.10	-0.01	0.00
2006/11/25	06:15:00	198.7	196.7	187.0	147.3	138.6	170.5	198.2	115.4	171.6	176.3	155.0	156.5	63.9	63.7	63.8	62.6	-0.10	-0.01	0.00
2006/11/25	06:16:00	198.5	196.7	187.0	147.3	139.7	170.5	198.2	105.8	172.0	176.3	154.9	156.5	63.7	63.9	64.4	63.2	-0.10	-0.01	0.00
2006/11/25	06:17:00	198.5	196.7	187.0	147.0	139.3	170.4	198.0	107.2	171.8	176.3	155.0	156.5	63.5	63.6	64.4	63.1	-0.10	-0.01	0.00
2006/11/25	06:18:00	198.4	196.7	187.0	147.1	139.0	170.4	198.0	114.7	171.8	176.2	154.8	156.5	63.8	63.4	64.0	63.2	-0.10	-0.01	0.00
2006/11/25	06:19:00	198.4	196.5	186.7	147.0	138.8	170.1	197.9	110.3	171.8	176.2	154.6	156.3	63.8	63.4	63.7	63.1	-0.10	-0.01	0.00
2006/11/25	06:20:00	198.2	196.5	186.7	146.8	138.8	170.1	197.7	110.4	171.3	176.0	154.8	156.3	63.9	63.3	63.9	62.8	-0.10	-0.01	0.00
2006/11/25	06:21:00	198.2	196.5	186.7	146.8	138.3	170.4	197.7	105.1	171.3	176.0	154.6	156.3	63.9	63.3	63.9	62.4	-0.10	-0.01	0.00
2006/11/25	06:22:00	198.2	196.5	186.7	147.0	138.6	170.1	197.7	104.8	171.5	176.0	154.4	156.1	63.0	63.7	63.4	63.5	-0.10	-0.01	0.00
2006/11/25	06:23:00	198.0	196.5	186.5	146.8	138.5	170.1	197.7	104.8	171.5	176.0	154.5	156.3	63.4	63.9	63.7	63.1	-0.10	-0.01	0.00
2006/11/25	06:24:00	198.0	196.5	186.5	146.8	138.3	170.1	197.5	107.8	171.5	176.0	154.4	156.1	63.3	64.1	63.6	62.8	-0.10	-0.01	0.00
2006/11/25	06:25:00	198.0	196.5	186.5	146.8	138.3	170.1	197.5	106.3	171.6	176.0	154.3	156.5	63.5	63.9	63.7	63.0	-0.10	-0.01	0.00
2006/11/25	06:26:00	197.7	196.2	186.5	146.6	138.3	169.6	197.5	106.4	171.3	175.8	154.2	155.9	63.8	63.6	63.8	62.8	-0.10	-0.01	0.00
2006/11/25	06:27:00	197.7	196.2	186.5	146.8	138.5	169.9	197.4	114.1	171.3	175.8	154.2	155.9	63.0	63.8	63.3	63.0	-0.10	-0.01	0.00
2006/11/25	06:28:00	197.7	196.0	186.5	146.8	138.3	169.8	197.4	103.0	171.5	176.0	154.2	155.9	63.3	64.2	63.3	63.5	-0.10	0.00	0.00
2006/11/25	06:29:00	197.7	196.0	186.2	146.8	138.6	169.8	197.2	102.8	171.5	175.8	154.2	155.8	64.2	63.8	63.3	63.3	0.00	-0.01	0.00
2006/11/25	06:30:00	197.5	196.0	186.2	146.5	137.9	169.4	197.2	108.4	171.6	175.8	154.1	155.9	63.5	63.8	63.7	63.0	0.00	0.00	0.00
2006/11/25	06:31:00	197.5	195.9	186.2	146.5	137.9	169.3	197.0	108.6	171.3	175.8	153.9	155.8	63.0	63.9	63.4	63.4	0.00	0.00	0.00
2006/11/25	06:32:00	197.5	195.9	186.0	146.5	138.0	169.6	197.0	104.0	171.3	175.7	153.9	155.8	63.1	63.7	63.3	63.4	0.00	0.00	0.00
2006/11/25	06:33:00	197.4	195.9	186.0	146.5	137.9	169.3	197.0	102.3	171.3	175.7	153.9	155.8	63.9	63.9	63.1	63.3	0.00	0.00	0.00
2006/11/25	06:34:00	197.4	195.7	185.9	146.3	138.0	169.3	196.9	103.2	170.9	175.7	153.9	155.6	63.4	63.5	62.8	63.0	0.00	0.00	0.00
2006/11/25	06:35:00	197.2	195.7	185.7	146.3	138.5	169.4	196.7	104.2	171.1	175.7	153.9	155.6	62.8	63.8	62.8	63.4	0.00	0.00	0.00
2006/11/25	06:36:00	197.2	195.4	185.7	146.3	137.8	169.3	196.7	103.3	170.8	175.5	153.9	155.6	62.8	63.7	63.4	62.4	0.00	0.00	0.00
2006/11/25	06:37:00	197.0	195.4	185.7	146.3	138.3	169.1	196.5	101.3	170.8	175.5	153.9	155.5	63.1	63.2	63.4	62.3	0.00	0.00	0.00
2006/11/25	06:38:00	197.0	195.4	185.5	146.3	137.8	169.0	196.5	101.6	171.0	175.3	153.8	155.5	63.2	63.5	63.6	62.8	0.00	0.00	0.00
2006/11/25	06:39:00	197.0	195.2	185.5	146.1	137.5	169.1	196.5	101.1	170.8	175.3	153.7	155.3	63.3	64.1	63.5	63.0	0.00	0.00	0.00
2006/11/25	06:40:00	196.9	195.2	185.5	146.3	137.5	168.9	196.2	101.8	170.3	175.3	153.7	155.3	63.4	64.1	63.1	63.1	0.00	0.00	0.00
2006/11/25	06:41:00	196.7	195.2	185.5	146.1	137.8	169.0	196.4	106.9	170.6	175.3	153.7	155.3	63.5	63.2	63.4	62.6	0.00	0.00	0.00
2006/11/25	06:42:00	196.7	195.2	185.5	146.0	138.1	168.9	196.2	99.8	170.5	175.2	153.8	155.3	63.0	63.0	63.6	62.4	0.00	0.00	0.00
2006/11/25	06:43:00	196.7	195.2	185.4	146.0	138.1	169.0	196.2	100.1	170.4	175.0	153.7	155.3	63.5	63.6	63.8	62.4	0.00	0.00	0.00
2006/11/25	06:44:00	196.5	195.0	185.2	145.9	137.4	168.0	196.2	100.0	169.5	174.6	153.8	155.3	63.4	62.2	63.4	61.3	0.00	0.00	0.00
2006/11/25	06:45:00	196.5	194.7	185.2	145.9	137.3	169.0	196.0	99.8	169.9	174.8	153.8	155.1	63.5	62.6	63.6	61.7	0.00	0.00	0.00
2006/11/25	06:46:00	196.5	194.7	185.0	145.9	137.6	168.8	196.0	105.6	169.9	174.6	153.7	155.1	63.5	63.0	63.4	61.6	0.00	0.00	0.00
2006/11/25	06:47:00	196.2	194.7	184.9	145.8	137.8	168.6	196.0	99.1	170.0	174.6	153.5	155.1	64.0	63.5	63.5	62.2	-0.10	0.00	0.00
2006/11/25	06:48:00	196.2	194.7	185.0	145.8	137.3	168.6	195.9	99.1	170.0	174.5	153.3	155.0	63.7	63.5	63.6	62.4	-0.10	0.00	0.00
2006/11/25	06:49:00	196.2	194.7	184.9	145.8	137.4	168.5	195.9	99.0	170.0	174.5	153.4	155.0	63.3	63.3	63.0	62.6	0.00	0.00	0.00
2006/11/25	06:50:00	196.0	194.5	184.7	145.8	137.3	168.8	195.7	99.3	170.3	174.3	153.3	154.9	63.4	63.3	63.4	62.6	0.00	0.00	0.00
2006/11/25	06:51:00	196.0	194.5	184.7	145.8	137.8	168.4	195.5	98.8	170.0	174.3	153.2	154.9	63.7	63.6	63.9	62.4	0.00	0.00	0.00
2006/11/25	06:52:00	196.0	194.4	184.7	145.6	137.4	168.4	195.5	100.2	170.3	174.5	153.0	154.9	63.1	63.9	63.8	63.2	0.00	0.00	0.00
2006/11/25	06:53:00	196.0	194.4	184.7	145.6	136.9	168.3	195.5	98.6	170.1	174.3	153.0	154.8	62.6	63.4	63.4	62.8	-0.10	0.00	0.00
2006/11/25	06:54:00	196.0	194.5	184.7	145.5	137.3	168.1	195.5	100.9	170.0	174.5	152.9	154.8	63.3	63.4	63.3	63.0	-0.10	0.00	0.00
2006/11/25	06:55:00	195.9	194.0	184.5	145.5	137.4	168.3	195.4	98.3	169.8	174.3	152.7	154.6	63.9	63.6	63.3	62.8	-0.10	0.00	0.00
2006/11/25	06:56:00	195.7	194.0	184.5	145.5	137.3	168.1	195.2	98.8	169.8	174.1	152.7	154.5	63.6	63.7	63.5	63.2	-0.10	0.00	0.00
2006/11/25	06:57:00	195.7	194.0	184.4	145.5	137.3	167.9	195.0	102.3	169.6	174.1	152.6	154.5	63.5	63.9	63.6	63.3	-0.10	0.00	0.00
2006/11/25	06:58:00	195.5	194.0	184.5	145.4	137.1	167.9	195.0	98.2	169.4	174.0	152.7	154.4	63.2	63.5	63.5	63.0	0.00	0.00	0.00
2006/11/25	06:59:00	195.5	193.7	184.2	145.4	137.4	167.7	195.0	96.5	168.9	173.8	152.7	154.4	62.6	63.2	63.0	62.3	0.00	0.00	0.00
2006/11/25	07:00:00	195.4	193.7	184.2	145.3	136.7	168.0	194.9	92.8	169.8	174.0	152.6	154.3	63.5	63.7	63.0	63.1	-0.10	0.00	0.00
2006/11/25	07:01:00	195.4	193.7	184.0	145.3	137.3	167.7	194.9	92.2	169.3	173.8	152.6	154.2	63.6	63.5	63.0	61.9	-0.10	0.00	0.00
2006/11/25	07:02:00	195.4	193.7	184.2	145.3	137.1	167.6	194.9	92.3	169.5	173.8	152.4	154.1	63.2	63.5	63.7	62.6	0.00	-0.01	0.00
2006/11/25	07:03:00	195.2	193.7	184.0	145.0	137.0	167.7	194.7	100.7	169.3	173.8	152.6	154.2	63.8	63.5	63.4	63.3	0.00	0.00	0.00
2006/11/25	07:04:00	195.2	193.7	183.9	145.1	137.4	167.7	194.7	100.1	169.0	173.8	152.5	154.1	64.0	63.6	63.5	63.3	0.00	0.00	0.00
2006/11/25	07:05:00	195.0	193.4	184.0	145.1	137.3	167.7	194.7	100.5	168.9	173.5	152.6	154.1	6						

Heat Decay Run

3-702
for Model AOS-025, AOS-050, and AOS-100 Transport Packages, Rev. G, July 27, 2012 (Docket No. 71-9316)

Date	Time	TC1	TC2	TC3	TC4	TC5	TC6	TC7	TC8	TC9	TC10	TC11	TC12	TC13	TC14	TC15	TC16	VDC	Amps	Watts
2006/11/25	07:08:00	194.7	193.0	183.7	145.0	137.0	167.7	194.5	91.8	169.1	173.5	152.3	154.0	64.0	64.6	63.3	63.4	-0.10	0.00	0.00
2006/11/25	07:09:00	194.7	193.2	183.7	145.0	137.3	167.7	194.5	94.7	169.0	173.3	152.3	153.9	64.2	64.6	63.9	63.6	-0.10	0.00	0.00
2006/11/25	07:10:00	194.7	193.0	183.5	144.9	137.3	167.7	194.4	99.1	168.8	173.3	152.2	153.9	64.0	64.3	63.8	63.6	-0.10	0.00	0.00
2006/11/25	07:11:00	194.7	193.2	183.7	144.8	137.0	167.3	194.2	96.3	168.9	173.3	152.1	153.8	64.0	64.2	64.2	63.3	-0.10	-0.01	0.00
2006/11/25	07:12:00	194.7	193.2	183.7	144.8	137.1	167.7	194.4	91.4	168.9	173.3	152.1	153.8	64.2	63.1	64.3	62.8	-0.10	-0.01	0.00
2006/11/25	07:13:00	194.5	193.2	183.5	144.7	137.3	167.6	194.2	91.1	168.8	173.1	152.2	153.8	63.0	63.3	63.9	62.2	-0.10	0.00	0.00
2006/11/25	07:14:00	194.5	192.9	183.4	144.7	137.3	167.5	194.2	91.8	168.6	173.1	152.2	153.8	63.2	63.2	63.7	62.3	-0.10	0.00	0.00
2006/11/25	07:15:00	194.5	193.0	183.5	144.8	136.9	167.6	194.0	91.2	168.8	173.1	152.1	153.8	63.7	64.1	64.0	62.6	-0.10	0.00	0.00
2006/11/25	07:16:00	194.4	192.9	183.2	144.7	137.1	167.3	194.0	91.1	168.9	173.0	152.1	153.7	64.0	64.1	64.2	62.8	0.00	0.00	0.00
2006/11/25	07:17:00	194.2	192.7	183.2	144.8	137.3	167.5	193.9	91.1	168.6	173.0	152.1	153.6	64.1	63.9	64.1	62.8	0.00	0.00	0.00
2006/11/25	07:18:00	194.2	192.7	183.2	144.7	137.0	167.4	193.7	91.6	168.4	173.0	152.1	153.6	64.2	63.9	64.3	62.8	0.00	0.00	0.00
2006/11/25	07:19:00	194.0	192.5	183.0	144.6	136.8	167.1	193.9	91.4	168.4	173.0	152.0	153.6	64.2	63.9	63.9	63.1	-0.10	0.00	0.00
2006/11/25	07:20:00	194.0	192.5	183.0	144.6	136.6	167.2	193.9	97.1	168.8	172.8	151.7	153.5	63.9	64.4	64.3	63.2	-0.10	-0.01	0.00
2006/11/25	07:21:00	194.0	192.5	182.9	144.6	136.9	167.1	193.7	91.1	168.6	173.0	151.7	153.5	64.2	64.6	64.2	63.2	-0.10	-0.01	0.00
2006/11/25	07:22:00	194.0	192.4	182.9	144.5	137.1	167.2	193.7	94.2	168.2	172.8	151.7	153.5	64.3	64.6	64.1	63.3	-0.10	0.00	0.00
2006/11/25	07:23:00	193.7	192.4	182.9	144.6	137.0	167.1	193.5	93.1	168.3	172.8	151.9	153.4	64.2	63.8	64.2	63.2	-0.10	0.00	0.00
2006/11/25	07:24:00	193.7	192.4	182.7	144.6	137.0	167.1	193.7	93.1	168.5	172.8	151.9	153.4	64.3	63.9	64.1	63.3	-0.10	0.00	0.00
2006/11/25	07:25:00	193.7	192.2	182.9	144.6	137.3	167.3	193.7	92.4	168.6	172.8	151.9	153.5	64.4	63.9	64.8	63.4	0.00	0.00	0.00
2006/11/25	07:26:00	193.7	192.2	182.7	144.6	137.3	167.5	193.7	94.0	168.6	172.8	151.9	153.4	65.0	64.0	64.8	63.3	0.00	0.00	0.00
2006/11/25	07:27:00	193.7	192.2	183.0	144.7	137.3	167.2	193.7	92.8	168.8	172.8	152.0	153.4	64.6	64.0	64.6	63.3	-0.10	0.00	0.00
2006/11/25	07:28:00	193.7	192.0	182.9	144.6	137.3	167.4	193.7	96.6	168.8	173.0	151.8	153.5	64.4	64.0	64.8	63.5	-0.10	0.00	0.00
2006/11/25	07:29:00	193.7	192.2	182.9	144.6	137.4	167.4	193.7	93.1	168.4	173.0	152.0	153.5	65.0	64.4	65.1	63.6	-0.10	0.00	0.00
2006/11/25	07:30:00	193.5	192.2	182.7	144.7	137.4	167.5	193.7	93.0	168.6	173.0	151.9	153.5	65.1	64.4	65.0	63.3	0.00	0.00	0.00
2006/11/25	07:31:00	193.5	192.2	182.7	144.7	136.9	167.4	193.5	92.6	168.4	173.0	151.8	153.4	64.8	64.3	65.0	63.5	-0.10	0.00	0.00
2006/11/25	07:32:00	193.5	191.9	182.7	144.7	136.7	167.4	193.7	93.0	168.6	173.0	151.5	153.3	64.2	63.6	64.8	63.2	-0.10	0.00	0.00
2006/11/25	07:33:00	193.5	192.0	182.7	144.7	137.1	167.3	193.5	94.8	168.5	173.0	151.7	153.3	64.3	63.7	64.8	63.1	-0.10	0.00	0.00
2006/11/25	07:34:00	193.4	192.0	182.7	144.7	137.4	167.4	193.7	93.3	168.4	173.0	151.7	153.3	64.8	64.8	64.8	63.9	-0.10	0.00	0.00
2006/11/25	07:35:00	193.4	192.0	182.7	144.7	137.1	167.3	193.7	93.9	168.3	172.8	151.6	153.3	64.1	64.3	64.8	63.6	0.00	0.00	0.00
2006/11/25	07:36:00	193.2	191.5	182.5	144.5	136.6	166.9	193.4	93.1	168.2	172.8	151.5	153.2	64.3	63.6	64.8	62.8	0.00	0.00	0.00
2006/11/25	07:37:00	193.0	191.4	182.2	144.4	136.6	166.7	193.2	92.6	168.2	172.5	151.4	153.1	64.6	64.1	64.6	63.0	-0.10	0.00	0.00
2006/11/25	07:38:00	193.0	191.2	182.0	144.1	137.1	166.6	192.9	92.6	168.1	172.3	151.1	152.9	64.6	64.2	64.6	63.6	-0.10	0.00	0.00
2006/11/25	07:39:00	192.9	191.2	182.0	144.1	136.9	166.5	192.7	92.1	167.6	172.1	151.2	152.8	64.2	63.7	64.4	62.8	-0.10	0.00	0.00
2006/11/25	07:40:00	192.7	191.2	181.7	144.1	136.9	166.4	192.7	92.1	167.9	172.0	151.0	152.7	64.2	64.2	64.4	63.5	-0.10	0.00	0.00
2006/11/25	07:41:00	192.5	191.2	181.7	143.8	136.4	166.4	192.5	92.2	167.5	171.8	150.9	152.7	63.8	63.5	64.6	62.6	-0.10	-0.01	0.00
2006/11/25	07:42:00	192.5	191.0	181.5	143.8	136.2	166.1	192.2	92.2	167.0	171.5	151.0	152.6	63.9	63.2	63.8	62.0	-0.10	-0.01	0.00
2006/11/25	07:43:00	192.5	190.9	181.5	143.7	135.6	166.0	192.2	92.2	167.0	171.5	151.0	152.5	63.8	63.5	63.9	62.0	-0.10	0.00	0.00
2006/11/25	07:44:00	192.4	190.9	181.5	143.6	135.8	165.9	192.0	102.0	167.2	171.3	150.7	152.4	63.3	64.3	63.9	62.2	-0.10	-0.01	0.00
2006/11/25	07:45:00	192.4	190.9	181.5	143.6	136.1	165.8	192.0	93.1	167.2	171.3	150.6	152.4	63.6	64.0	64.0	62.6	-0.10	-0.01	0.00
2006/11/25	07:46:00	192.2	190.7	181.4	143.6	135.9	165.9	191.9	97.5	167.2	171.5	150.5	152.3	63.6	63.7	63.8	63.5	-0.10	-0.01	0.00
2006/11/25	07:47:00	192.2	190.9	181.4	143.6	135.9	165.8	191.7	92.3	166.7	171.3	150.5	152.2	64.0	63.5	64.2	63.2	-0.10	-0.01	0.00
2006/11/25	07:48:00	192.2	190.5	181.2	143.6	135.9	165.5	191.7	92.1	166.5	171.1	150.5	152.2	63.9	63.1	63.9	62.0	-0.10	-0.01	0.00
2006/11/25	07:49:00	192.0	190.5	181.2	143.6	135.6	165.7	191.7	91.8	166.1	170.8	150.5	152.2	63.8	63.3	63.7	62.0	-0.10	-0.01	0.00
2006/11/25	07:50:00	192.0	190.5	181.2	143.5	135.6	165.8	191.5	95.8	166.7	170.9	150.5	152.2	63.4	63.7	63.8	62.6	-0.10	-0.01	0.00
2006/11/25	07:51:00	192.0	190.4	181.2	143.3	136.1	165.7	191.5	93.3	166.6	170.8	150.4	152.1	63.8	63.4	64.0	62.3	-0.10	-0.01	0.00
2006/11/25	07:52:00	191.7	190.2	181.0	143.3	136.0	165.2	191.5	94.1	166.6	170.8	150.4	152.1	63.9	62.8	63.6	62.3	-0.10	-0.01	0.00
2006/11/25	07:53:00	191.7	190.2	181.0	143.2	135.8	165.5	191.5	96.8	166.2	170.6	150.4	152.0	63.9	63.2	63.8	62.2	-0.10	-0.01	0.00
2006/11/25	07:54:00	191.7	190.0	180.9	143.3	135.5	165.5	191.4	91.6	166.5	170.5	150.3	151.9	63.8	63.4	63.6	62.8	-0.10	-0.01	0.00
2006/11/25	07:55:00	191.5	190.0	180.7	143.1	135.3	165.4	191.2	91.4	166.4	170.6	150.2	151.8	64.0	63.3	63.7	62.8	-0.10	-0.01	0.00
2006/11/25	07:56:00	191.5	190.0	180.7	143.1	135.9	165.5	191.2	91.2	166.2	170.5	150.1	151.8	63.8	63.5	63.9	62.6	-0.10	-0.01	0.00
2006/11/25	07:57:00	191.5	189.9	180.7	143.1	135.5	165.1	191.2	91.4	166.3	170.6	149.9	151.7	63.4	63.4	64.0	63.3	-0.10	-0.01	0.00
2006/11/25	07:58:00	191.5	190.0	180.7	143.1	135.7	165.1	191.0	91.3	166.6	170.6	149.8	151.7	63.6	63.3	64.0	63.1	-0.10	-0.01	0.00
2006/11/25	07:59:00	191.4	189.9	180.7	143.1	135.4	165.3	191.0	99.8	166.1	170.4	150.1	151.7	63.9	63.0	64.2	62.3	-0.10	-0.01	0.00
2006/11/25	08:00:00	191.4	189.7	180.5	142.8	135.7	165.3	191.0	91.2	166.2	170.4	149.9	151.7	63.9	63.3	64.0	63.2	-0.10	-0.01	0.00
2006/11/25	08:01:00	191.4	189.7	180.5	143.0	135.3	165.2	191.0	91.0	166.2	170.3	149.9	151.7	63.8	62.8	63.9	63.0	-0.10	-0.01	0.00
2006/11/25	08:02:00	191.2	189.9	180.5	143.0	135.4	165.1	190.9	91.0	165.8	170.3	149.8	151.6	64.3	62.8	64.2	62.8	-0.10	-0.01	0.00
2006/11/25	08:03:00	191.2	189.7	180.4	142.9	135.3	165.1	190.7	91.3	166.1	170.1	149.7	151.6	64.6	63.3	64.3	63.2	-0.10	-0.01	0.00
2006/11/25	0																			

Heat Decay Run

Date	Time	TC1	TC2	TC3	TC4	TC5	TC6	TC7	TC8	TC9	TC10	TC11	TC12	TC13	TC14	TC15	TC16	VDC	Amps	Watts
2006/11/25	08:06:00	191.0	189.4	180.2	142.8	135.1	164.7	190.5	99.0	165.0	169.8	149.8	151.5	63.6	62.4	63.9	61.7	-0.10	-0.01	0.00
2006/11/25	08:07:00	190.9	189.2	180.2	142.7	135.2	164.6	190.4	90.3	165.2	169.6	149.8	151.5	63.7	63.1	63.3	61.6	-0.10	-0.01	0.00
2006/11/25	08:08:00	190.7	189.2	180.0	142.7	135.2	164.7	190.2	90.6	165.7	169.8	149.5	151.4	63.8	63.6	63.6	63.1	-0.10	-0.01	0.00
2006/11/25	08:09:00	190.7	189.2	180.0	142.6	135.2	164.7	190.2	89.8	165.4	169.6	149.5	151.4	64.0	61.9	63.8	62.4	-0.10	-0.01	0.00
2006/11/25	08:10:00	190.7	189.0	180.0	142.6	134.8	164.5	190.2	90.1	165.5	169.5	149.5	151.3	64.2	62.2	64.0	62.3	-0.10	-0.01	0.00
2006/11/25	08:11:00	190.5	189.0	180.0	142.5	135.0	164.6	190.0	89.7	165.2	169.4	149.5	151.2	63.8	62.8	64.2	62.0	-0.10	-0.01	0.00
2006/11/25	08:12:00	190.5	189.0	179.7	142.5	134.7	164.5	190.0	100.8	165.1	169.3	149.3	151.1	63.5	62.6	63.3	61.7	-0.10	-0.01	0.00
2006/11/25	08:13:00	190.5	189.0	179.7	142.6	134.7	164.4	190.0	100.2	165.3	169.3	149.3	151.1	63.5	62.0	63.3	62.0	-0.10	-0.01	0.00
2006/11/25	08:14:00	190.5	188.9	179.7	142.5	134.8	164.1	189.9	94.9	164.9	169.3	149.3	151.2	63.6	62.1	64.0	62.0	-0.10	0.00	0.00
2006/11/25	08:15:00	190.4	188.7	179.7	142.3	134.2	164.0	189.7	89.2	165.1	169.3	149.2	151.1	63.2	63.7	63.6	62.1	-0.10	0.00	0.00
2006/11/25	08:16:00	190.2	188.7	179.7	142.4	134.6	164.3	189.7	88.8	165.2	169.3	149.0	151.0	63.9	64.1	63.4	63.2	0.00	0.00	0.00
2006/11/25	08:17:00	190.2	188.7	179.5	142.2	134.3	164.0	189.5	89.4	165.1	169.1	149.0	151.0	63.5	63.8	63.5	62.8	0.00	0.00	0.00
2006/11/25	08:18:00	190.2	188.4	179.5	142.1	134.3	163.9	189.5	89.0	165.1	169.3	148.9	151.0	63.3	63.9	63.0	63.1	-0.10	0.00	0.00
2006/11/25	08:19:00	190.0	188.5	179.4	142.1	134.4	164.1	189.5	95.3	165.1	169.3	148.8	150.9	62.8	63.9	63.6	63.5	0.00	0.00	0.00
2006/11/25	08:20:00	190.0	188.2	179.2	142.1	134.1	163.9	189.5	90.3	165.0	169.3	148.7	150.8	62.8	63.5	63.3	62.8	0.00	0.00	0.00
2006/11/25	08:21:00	190.0	188.2	179.2	142.1	134.0	163.8	189.4	88.5	165.0	169.1	148.8	150.8	62.6	63.6	62.6	62.8	0.00	0.00	0.00
2006/11/25	08:22:00	189.9	188.4	179.2	142.0	134.3	163.8	189.2	88.2	165.0	169.0	148.8	150.8	63.4	62.6	62.8	62.8	0.00	0.00	0.00
2006/11/25	08:23:00	189.7	188.4	179.0	142.0	134.5	163.7	189.2	89.0	164.7	168.8	148.7	150.7	63.6	62.0	63.4	62.2	0.00	0.00	0.00
2006/11/25	08:24:00	189.7	188.2	179.0	142.0	134.1	163.6	189.2	88.8	164.1	168.6	148.9	150.6	63.7	62.2	63.5	61.1	0.00	0.00	0.00
2006/11/25	08:25:00	189.5	188.2	178.8	141.8	134.4	163.5	189.2	91.9	164.1	168.5	148.9	150.6	62.6	61.6	63.0	61.1	0.00	0.00	0.00
2006/11/25	08:26:00	189.5	188.0	179.0	141.9	134.5	163.3	189.0	93.3	164.3	168.5	148.8	150.6	62.8	61.6	63.0	61.4	0.00	0.00	0.00
2006/11/25	08:27:00	189.5	188.0	179.0	141.9	134.3	163.7	189.0	98.6	164.6	168.5	148.7	150.5	63.9	61.8	63.1	62.2	0.00	0.00	0.00
2006/11/25	08:28:00	189.5	187.9	179.0	141.9	134.1	163.7	189.0	87.8	164.2	168.5	148.5	150.5	63.9	61.9	63.4	62.3	0.00	0.00	0.00
2006/11/25	08:29:00	189.4	187.9	178.7	141.8	134.4	163.5	189.0	87.8	164.5	168.4	148.5	150.5	63.9	62.8	63.3	62.8	0.00	0.00	0.00
2006/11/25	08:30:00	189.2	187.7	178.7	141.9	134.2	163.6	189.0	87.8	164.1	168.4	148.3	150.4	63.2	62.3	63.3	62.0	-0.10	0.00	0.00
2006/11/25	08:31:00	189.2	187.7	178.7	141.8	134.2	163.5	188.9	88.1	164.1	168.3	148.3	150.3	63.5	62.0	63.8	61.5	-0.10	0.00	0.00
2006/11/25	08:32:00	189.2	187.7	178.5	141.7	133.4	163.3	188.7	94.6	164.3	168.3	148.2	150.2	62.6	63.2	63.0	62.2	-0.10	0.00	0.00
2006/11/25	08:33:00	189.2	187.7	178.3	141.7	133.9	163.3	188.7	97.4	164.0	168.4	148.2	150.2	63.1	62.6	62.4	62.0	0.00	0.00	0.00
2006/11/25	08:34:00	189.0	187.4	178.5	141.7	133.8	163.4	188.5	87.6	164.2	168.4	148.2	150.2	63.0	62.6	62.8	62.3	0.00	0.00	0.00
2006/11/25	08:35:00	189.0	187.5	178.3	141.6	134.4	163.5	188.5	87.4	164.3	168.4	148.0	150.2	63.4	63.1	63.9	62.8	0.00	0.00	0.00
2006/11/25	08:36:00	189.0	187.5	178.3	141.6	133.8	163.3	188.5	87.6	164.3	168.2	148.2	150.1	63.0	63.0	63.7	62.3	0.00	0.00	0.00
2006/11/25	08:37:00	188.7	187.2	178.3	141.5	134.2	163.3	188.4	87.3	164.2	168.2	148.0	150.1	63.1	63.1	63.6	62.6	-0.10	0.00	0.00
2006/11/25	08:38:00	188.9	187.5	178.0	141.6	133.9	163.2	188.4	87.6	163.9	168.1	148.0	150.0	63.9	61.8	63.2	61.8	-0.10	0.00	0.00
2006/11/25	08:39:00	188.7	187.4	178.2	141.5	133.8	163.0	188.4	87.1	163.8	168.0	148.0	150.0	63.7	62.4	63.1	61.9	0.00	0.00	0.00
2006/11/25	08:40:00	188.7	187.2	178.3	141.6	134.2	163.4	188.2	86.6	164.2	168.1	148.0	149.9	63.7	63.1	63.3	63.0	0.00	0.00	0.00
2006/11/25	08:41:00	188.7	187.2	178.2	141.5	133.8	163.2	188.2	87.1	163.8	168.2	148.0	149.9	63.8	63.4	63.6	62.6	-0.10	0.00	0.00
2006/11/25	08:42:00	188.7	187.2	178.0	141.4	133.8	163.3	188.2	86.8	163.7	167.9	148.0	149.9	64.4	62.6	63.5	62.3	0.00	0.00	0.00
2006/11/25	08:43:00	188.5	187.2	177.8	141.5	133.5	162.9	188.2	91.0	164.1	168.1	147.8	149.8	63.7	63.7	63.4	63.2	-0.10	0.00	0.00
2006/11/25	08:44:00	188.5	187.0	177.8	141.5	133.0	162.7	188.2	86.9	163.7	168.0	147.8	149.8	64.1	62.3	63.4	62.6	-0.10	0.00	0.00
2006/11/25	08:45:00	188.5	186.9	177.8	141.5	133.5	163.0	188.0	86.8	164.2	168.0	147.7	149.7	63.6	62.8	63.0	62.8	-0.10	-0.01	0.00
2006/11/25	08:46:00	188.4	186.9	178.0	141.4	133.3	163.0	188.0	96.1	164.3	168.0	147.7	149.7	63.5	63.2	63.6	63.0	-0.10	0.00	0.00
2006/11/25	08:47:00	188.2	186.7	177.8	141.3	133.7	163.0	188.0	90.5	163.9	168.0	147.7	149.5	62.8	63.9	63.3	62.8	-0.10	-0.01	0.00
2006/11/25	08:48:00	188.2	186.7	177.5	141.3	133.3	162.6	187.9	85.8	163.5	167.9	147.7	149.5	62.4	63.7	62.8	62.2	-0.10	-0.01	0.00
2006/11/25	08:49:00	188.0	186.5	177.5	141.2	133.4	162.8	187.7	85.6	163.5	167.8	147.7	149.5	63.3	62.8	63.3	62.4	-0.10	0.00	0.00
2006/11/25	08:50:00	188.0	186.5	177.5	141.3	133.0	162.8	187.7	86.0	164.0	167.8	147.5	149.5	63.5	63.0	63.8	62.8	-0.10	0.00	0.00
2006/11/25	08:51:00	188.0	186.4	177.3	141.2	133.5	162.8	187.7	89.8	163.4	167.6	147.7	149.5	63.6	63.1	63.9	62.8	-0.10	0.00	0.00
2006/11/25	08:52:00	187.9	186.5	177.5	141.0	133.0	162.7	187.5	85.6	163.4	167.6	147.3	149.4	63.6	64.2	64.0	63.1	-0.10	0.00	0.00
2006/11/25	08:53:00	187.7	186.2	177.3	141.0	133.3	162.4	187.5	93.1	163.4	167.5	147.3	149.5	63.0	64.0	63.5	63.2	-0.10	0.00	0.00
2006/11/25	08:54:00	187.7	186.4	177.3	140.9	133.3	162.5	187.4	95.6	163.3	167.4	147.3	149.4	63.8	62.8	63.8	62.0	-0.10	0.00	0.00
2006/11/25	08:55:00	187.7	186.4	177.0	140.9	133.0	162.4	187.4	88.7	163.3	167.4	147.3	149.3	63.6	64.1	63.9	62.0	-0.10	-0.01	0.00
2006/11/25	08:56:00	187.5	186.0	177.0	140.8	133.8	162.4	187.2	88.4	163.5	167.5	147.3	149.3	64.0	63.6	63.9	62.8	0.00	0.00	0.00
2006/11/25	08:57:00	187.5	186.0	177.0	140.7	133.0	162.1	187.2	88.2	163.3	167.3	147.0	149.3	64.0	63.6	63.8	63.4	-0.10	0.00	0.00
2006/11/25	08:58:00	187.4	186.0	177.0	140.7	132.7	162.1	187.0	81.5	163.5	167.3	147.0	149.2	61.9	64.4	63.2	63.5	-0.10	0.00	0.00
2006/11/25	08:59:00	187.4	185.7	177.0	140.7	133.3	162.0	187.0	91.6	163.3	167.3	147.0	149.0	63.6	63.8	62.6	63.2	-0.10	-0.01	0.00
2006/11/25	09:00:00	187.2	185.9	176.8	140.7	133.5	162.1	186.9	100.7	163.2	167.2	147.0	149.0	63.1	63.9	63.7	63.4	-0.10	0.00	0.00
2006/11/25	09:01:00	187.2	185.9	177.0	140.7	133.4	162.0	186.9	93.5	163.0	167.1	147.0	149.0	63.9	63.9	63.6	63.1	-0.10	0.00	0.00
2006/11/25	09:02:00	187.2	185.7	176.8	140.5	133.5	162.1	186.7	91.3	162										

Heat Decay Run

Date	Time	TC1	TC2	TC3	TC4	TC5	TC6	TC7	TC8	TC9	TC10	TC11	TC12	TC13	TC14	TC15	TC16	VDC	Amps	Watts
2006/11/25	09:04:00	187.0	185.7	176.7	140.5	133.2	161.8	186.7	91.1	163.0	166.7	147.0	149.0	63.7	63.4	63.4	62.8	-0.10	0.00	0.00
2006/11/25	09:05:00	187.0	185.5	176.3	140.5	132.9	162.0	186.7	91.1	162.9	166.7	147.0	148.8	63.4	63.4	63.3	63.0	-0.10	0.00	0.00
2006/11/25	09:06:00	187.0	185.5	176.5	140.5	132.7	161.6	186.7	92.1	162.9	166.8	146.8	148.8	63.5	63.4	63.8	62.8	-0.10	-0.01	0.00
2006/11/25	09:07:00	186.9	185.5	176.5	140.4	132.9	161.7	186.5	91.4	162.8	166.8	146.8	148.8	62.6	63.7	62.8	62.8	-0.10	0.00	0.00
2006/11/25	09:08:00	186.7	185.4	176.3	140.3	132.9	161.5	186.4	91.3	162.7	166.7	146.6	148.5	62.4	62.8	62.6	63.1	-0.10	0.00	0.00
2006/11/25	09:09:00	186.7	185.2	176.2	140.2	132.8	161.6	186.2	92.0	162.6	166.6	146.5	148.5	62.6	62.6	63.5	62.3	-0.10	0.00	0.00
2006/11/25	09:10:00	186.5	185.0	176.0	140.0	132.8	161.4	186.0	90.5	162.5	166.3	146.6	148.5	63.0	62.6	63.2	62.2	-0.10	-0.01	0.00
2006/11/25	09:11:00	186.5	184.9	176.0	140.2	132.9	161.2	186.0	91.1	162.0	166.2	146.8	148.3	63.0	62.1	63.1	61.0	-0.10	0.00	0.00
2006/11/25	09:12:00	186.5	185.0	176.0	140.2	133.0	161.0	186.0	90.8	162.0	166.1	146.6	148.3	63.1	62.6	63.0	61.1	-0.10	0.00	0.00
2006/11/25	09:13:00	186.5	185.0	175.8	139.8	132.7	161.2	185.9	96.5	162.1	166.0	146.6	148.3	62.6	61.7	62.8	61.4	-0.10	0.00	0.00
2006/11/25	09:14:00	186.4	184.9	175.8	140.0	132.7	161.0	185.7	96.5	161.6	165.8	146.6	148.3	63.0	61.7	62.6	61.1	-0.10	0.00	0.00
2006/11/25	09:15:00	186.2	184.5	175.8	139.8	132.3	160.9	185.7	100.3	161.6	165.8	146.5	148.3	63.1	62.3	63.1	61.0	-0.10	0.00	0.00
2006/11/25	09:16:00	186.2	184.7	175.7	139.8	132.3	160.9	185.7	96.1	161.9	165.7	146.3	148.3	63.2	62.4	63.1	61.5	-0.10	0.00	0.00
2006/11/25	09:17:00	186.2	184.5	175.7	139.8	132.2	160.8	185.5	96.1	161.7	165.6	146.5	148.2	62.6	61.7	62.6	61.3	-0.10	0.00	0.00
2006/11/25	09:18:00	186.0	184.5	175.5	139.8	132.5	160.9	185.5	96.8	161.4	165.6	146.3	148.0	63.0	62.1	62.8	61.4	-0.10	0.00	0.00
2006/11/25	09:19:00	186.0	184.5	175.5	139.7	132.0	160.9	185.5	95.8	161.9	165.7	146.3	148.0	63.1	62.3	62.6	62.0	-0.10	0.00	0.00
2006/11/25	09:20:00	186.0	184.4	175.5	139.7	131.8	160.8	185.4	95.6	161.6	165.6	145.9	148.0	62.3	62.1	62.3	62.3	-0.10	0.00	0.00
2006/11/25	09:21:00	186.0	184.2	175.5	139.7	132.0	160.8	185.2	96.0	161.5	165.5	146.0	148.0	63.2	61.3	62.8	61.3	-0.10	0.00	0.00
2006/11/25	09:22:00	185.9	184.0	175.3	139.5	132.5	160.3	185.2	95.6	161.0	165.4	146.1	148.0	63.3	62.3	62.8	60.9	-0.10	0.00	0.00
2006/11/25	09:23:00	185.7	184.2	175.3	139.5	132.0	160.7	185.2	95.1	161.4	165.4	145.9	148.0	63.2	62.3	62.6	61.7	-0.10	0.00	0.00
2006/11/25	09:24:00	185.7	184.2	175.3	139.5	132.2	160.5	185.0	96.9	161.0	165.3	145.9	147.8	62.8	62.0	62.8	61.0	-0.10	0.00	0.00
2006/11/25	09:25:00	185.7	184.0	175.3	139.5	131.5	160.5	185.0	97.2	161.2	165.3	146.1	147.8	62.8	62.2	63.1	61.1	-0.10	0.00	0.00
2006/11/25	09:26:00	185.7	183.9	175.3	139.3	131.8	160.8	185.0	97.1	161.5	165.2	145.8	147.8	62.6	62.6	62.8	61.7	-0.10	0.00	0.00
2006/11/25	09:27:00	185.5	184.0	175.2	139.3	132.3	160.5	185.0	103.0	161.4	165.3	145.8	147.8	63.2	62.4	63.0	62.1	-0.10	-0.01	0.00
2006/11/25	09:28:00	185.5	184.0	175.0	139.3	131.8	160.5	184.9	104.2	161.0	165.1	145.9	147.8	63.0	62.3	62.8	60.9	-0.10	-0.01	0.00
2006/11/25	09:29:00	185.4	183.7	175.0	139.3	131.5	160.4	185.0	94.3	161.2	165.2	145.8	147.8	63.1	62.6	62.8	62.0	-0.10	0.00	0.00
2006/11/25	09:30:00	185.2	183.7	174.8	139.3	131.3	160.2	184.9	94.6	161.0	165.2	145.8	147.8	63.1	62.2	62.8	61.6	-0.10	0.00	0.00
2006/11/25	09:31:00	185.2	183.7	174.8	139.3	131.5	160.3	184.7	95.1	160.8	165.1	145.5	147.5	61.9	62.1	62.3	61.7	-0.10	-0.01	0.00
2006/11/25	09:32:00	185.2	183.7	174.8	139.3	131.5	160.2	184.7	94.1	160.9	165.1	145.4	147.5	62.1	62.3	62.0	61.0	-0.10	-0.01	0.00
2006/11/25	09:33:00	185.2	183.7	174.8	139.2	131.6	160.0	184.7	93.9	161.5	165.3	145.4	147.5	62.6	62.2	63.1	62.3	-0.10	0.00	0.00
2006/11/25	09:34:00	185.2	183.7	174.5	139.2	132.0	160.2	184.7	96.6	161.0	165.2	145.3	147.5	63.0	62.8	62.2	62.1	-0.10	-0.01	0.00
2006/11/25	09:35:00	185.0	183.5	174.5	139.2	131.6	160.2	184.5	92.6	161.2	165.2	145.3	147.5	62.2	63.1	62.2	62.2	-0.10	-0.01	0.00
2006/11/25	09:36:00	185.0	183.5	174.5	139.2	131.3	160.0	184.5	92.6	160.9	165.2	145.3	147.3	62.2	62.8	62.0	62.6	-0.10	-0.01	0.00
2006/11/25	09:37:00	184.9	183.5	174.3	139.0	131.8	159.9	184.4	95.3	160.5	164.9	145.3	147.3	62.6	62.8	62.1	61.8	-0.10	0.00	0.00
2006/11/25	09:38:00	184.9	183.4	174.5	139.0	131.5	160.0	184.4	92.2	160.7	164.8	145.3	147.3	63.2	62.4	63.0	61.7	-0.10	0.00	0.00
2006/11/25	09:39:00	184.9	183.5	174.3	139.0	132.0	160.0	184.4	96.0	160.5	164.7	145.4	147.3	62.8	61.1	62.6	60.6	-0.10	-0.01	0.00
2006/11/25	09:40:00	184.7	183.2	174.3	139.0	131.8	159.9	184.2	93.5	160.8	164.6	145.1	147.1	62.6	61.4	62.6	60.4	-0.10	0.00	0.00
2006/11/25	09:41:00	184.7	183.2	174.1	138.8	131.6	160.0	184.2	92.1	160.5	164.6	145.1	147.1	62.8	61.9	62.6	61.2	-0.10	0.00	0.00
2006/11/25	09:42:00	184.7	183.0	174.3	138.8	131.6	159.7	184.0	91.9	160.5	164.6	145.1	147.0	62.8	61.4	62.8	61.8	-0.10	-0.01	0.00
2006/11/25	09:43:00	184.5	183.0	174.3	138.6	131.8	159.5	184.0	91.9	160.2	164.4	145.3	147.0	63.0	61.3	62.6	61.1	-0.10	0.00	0.00
2006/11/25	09:44:00	184.5	183.0	174.1	138.8	131.6	159.8	184.0	91.9	160.4	164.3	145.3	147.0	62.8	61.5	63.0	61.2	-0.10	0.00	0.00
2006/11/25	09:45:00	184.5	183.0	174.0	138.8	131.0	159.5	183.9	98.8	160.0	164.3	145.3	147.0	62.8	61.4	62.6	60.6	-0.10	0.00	0.00
2006/11/25	09:46:00	184.4	183.0	174.0	138.8	131.0	159.5	183.9	95.6	160.0	164.2	145.1	147.0	62.8	61.7	61.9	60.4	-0.10	0.00	0.00
2006/11/25	09:47:00	184.4	182.9	174.0	138.8	130.9	159.5	183.9	90.1	160.3	164.3	145.0	147.0	62.1	61.0	62.2	60.6	-0.10	0.00	0.00
2006/11/25	09:48:00	184.2	182.7	174.0	138.8	131.3	159.5	183.7	90.1	160.3	164.3	145.0	147.0	62.1	61.0	62.3	61.2	-0.10	0.00	0.00
2006/11/25	09:49:00	184.2	182.7	174.0	138.8	131.3	159.5	183.7	99.3	160.2	164.3	144.9	147.0	62.1	61.9	62.6	61.5	-0.10	-0.01	0.00
2006/11/25	09:50:00	184.2	182.5	174.0	138.8	131.1	159.7	183.7	99.1	160.5	164.4	144.9	147.0	62.0	62.3	62.2	62.0	-0.10	-0.01	0.00
2006/11/25	09:51:00	184.2	182.7	174.0	138.8	131.0	159.8	183.9	92.6	160.5	164.5	144.9	147.0	62.6	62.1	62.2	61.5	-0.10	-0.01	0.00
2006/11/25	09:52:00	184.2	182.7	174.1	139.0	132.0	159.8	184.0	93.1	160.4	164.5	145.3	147.0	63.2	61.8	63.0	61.0	-0.10	-0.01	0.00
2006/11/25	09:53:00	184.2	182.7	174.1	139.0	132.0	160.0	184.0	92.4	160.4	164.5	145.3	147.0	63.2	62.4	63.0	61.4	-0.10	-0.01	0.00
2006/11/25	09:54:00	184.2	182.9	174.1	139.3	131.8	160.2	184.2	92.3	160.9	164.6	145.0	147.0	63.5	63.8	63.2	61.7	-0.10	-0.01	0.00
2006/11/25	09:55:00	184.2	183.0	174.3	139.3	131.8	160.0	184.2	92.6	160.9	164.9	144.9	147.0	63.6	62.0	63.3	63.0	-0.10	-0.01	0.00
2006/11/25	09:56:00	184.0	182.7	174.3	139.3	131.8	160.0	184.2	92.3	160.7	164.8	145.0	147.0	63.4	61.6	63.6	62.1	-0.10	-0.01	0.00
2006/11/25	09:57:00	184.0	182.7	174.1	139.2	132.0	160.0	184.2	102.0	160.8	164.7	145.0	147.0	63.6	62.4	63.5	62.0	-0.10	-0.01	0.00
2006/11/25	09:58:00	184.0	182.7	174.0	139.2	131.5	159.9	184.0	100.6	160.4	164.6	144.9	147.0	63.3	62.6	63.6	62.2	-0.10	-0.01	0.00
2006/11/25	09:59:00	183.9	182.4	173.8	138.8	131.3	159.5	183.7	91.6	160.7	164.6	144.7	146.8	63.8	63.3	63.5	62.6	-0.10	-0.01	0.00
2006/11/25	10:00:00	183.7	182.2	173.5	138.6	131.5	159.3	183.5	91.2											

Heat Decay Run

Date	Time	TC1	TC2	TC3	TC4	TC5	TC6	TC7	TC8	TC9	TC10	TC11	TC12	TC13	TC14	TC15	TC16	VDC	Amps	Watts
2006/11/25	10:02:00	183.5	182.0	173.1	138.3	131.3	158.8	183.2	94.6	160.0	163.9	144.2	146.3	63.1	63.1	62.8	62.4	-0.10	-0.01	0.00
2006/11/25	10:03:00	183.4	181.7	173.0	138.3	131.1	159.0	183.0	90.8	159.5	163.6	144.2	146.3	63.2	61.0	63.0	61.0	-0.10	-0.01	0.00
2006/11/25	10:04:00	183.2	181.5	172.8	138.1	131.3	159.0	183.0	91.8	159.5	163.5	144.3	146.3	63.0	61.9	63.3	61.0	-0.10	-0.01	0.00
2006/11/25	10:05:00	183.2	181.7	173.0	138.0	130.5	158.8	182.7	90.7	159.9	163.5	144.0	146.1	62.8	63.0	63.3	62.0	-0.10	0.00	0.00
2006/11/25	10:06:00	183.0	181.5	173.0	138.0	130.4	158.7	182.7	97.9	159.5	163.6	143.9	146.1	62.0	63.5	62.6	62.6	-0.10	-0.01	0.00
2006/11/25	10:07:00	183.0	181.5	172.8	137.9	130.4	158.7	182.7	90.3	159.8	163.5	144.0	146.1	63.4	62.8	62.4	62.1	-0.10	-0.01	0.00
2006/11/25	10:08:00	183.0	181.7	172.8	137.9	131.1	158.8	182.7	90.3	159.5	163.6	144.0	146.0	63.6	63.4	63.2	62.4	-0.10	0.00	0.00
2006/11/25	10:09:00	183.0	181.5	172.8	138.0	130.9	159.0	182.7	90.3	159.7	163.7	144.1	146.1	63.3	62.8	63.4	62.6	-0.10	-0.01	0.00
2006/11/25	10:10:00	183.0	181.4	172.8	138.0	131.0	158.8	182.7	90.6	159.5	163.5	144.1	146.1	63.5	62.3	63.1	62.1	-0.10	-0.01	0.00
2006/11/25	10:11:00	182.9	181.4	172.5	137.9	131.1	158.5	182.7	98.3	159.3	163.3	144.1	146.0	63.5	62.0	63.5	61.5	-0.10	-0.01	0.00
2006/11/25	10:12:00	182.7	181.4	172.5	137.9	130.8	158.5	182.5	95.3	159.3	163.3	144.0	145.9	63.5	62.6	63.3	62.3	-0.10	-0.01	0.00
2006/11/25	10:13:00	182.7	181.2	172.6	138.0	130.8	158.5	182.5	87.3	159.3	163.2	143.9	145.9	63.8	61.9	63.1	62.0	-0.10	0.00	0.00
2006/11/25	10:14:00	182.7	181.2	172.6	138.0	130.9	158.8	182.5	88.0	159.3	163.2	143.9	145.9	63.7	62.1	63.7	62.8	-0.10	0.00	0.00
2006/11/25	10:15:00	182.7	181.4	172.8	138.3	131.3	158.8	182.5	87.8	159.5	163.4	144.0	145.9	63.8	62.4	63.9	62.4	-0.10	0.00	0.00
2006/11/25	10:16:00	182.7	181.2	172.8	138.1	130.9	158.8	182.5	87.3	159.3	163.3	144.0	145.9	63.6	63.3	63.8	62.6	-0.10	0.00	0.00
2006/11/25	10:17:00	182.7	181.4	172.8	138.3	131.5	159.2	182.5	94.3	159.5	163.3	143.9	145.9	63.6	63.3	63.8	63.4	-0.10	-0.01	0.00
2006/11/25	10:18:00	182.5	181.2	172.8	138.3	131.5	159.0	182.5	88.3	159.7	163.5	143.9	146.0	63.9	63.1	64.2	63.1	-0.10	0.00	0.00
2006/11/25	10:19:00	182.5	181.0	172.6	138.3	131.3	159.0	182.5	86.7	159.3	163.2	143.9	146.0	64.2	63.3	64.2	62.4	-0.10	0.00	0.00
2006/11/25	10:20:00	182.5	181.0	172.5	138.3	130.8	158.8	182.5	87.6	159.5	163.2	143.7	145.9	64.0	63.8	63.4	62.8	0.00	0.00	0.00
2006/11/25	10:21:00	182.5	181.0	172.5	138.1	131.0	158.8	182.5	87.3	159.7	163.4	143.5	145.9	64.3	63.8	63.4	63.7	-0.10	0.00	0.00
2006/11/25	10:22:00	182.4	181.0	172.5	138.0	131.6	159.0	182.4	87.3	159.7	163.3	143.5	145.9	64.2	63.5	64.1	63.6	-0.10	0.00	0.00
2006/11/25	10:23:00	182.2	181.0	172.5	138.0	131.3	158.8	182.4	87.1	159.5	163.3	143.6	145.9	64.2	63.3	64.0	63.2	0.00	0.00	0.00
2006/11/25	10:24:00	182.2	180.9	172.3	138.0	131.0	158.5	182.2	88.4	159.5	163.2	143.6	145.8	64.0	63.5	64.1	63.0	0.00	0.00	0.00
2006/11/25	10:25:00	182.2	180.7	172.3	137.9	130.8	158.5	182.2	86.5	159.5	163.2	143.5	145.8	64.4	64.8	64.6	63.5	0.00	0.00	0.00
2006/11/25	10:26:00	182.0	180.5	172.0	137.6	131.3	158.5	182.0	86.1	159.0	163.1	143.4	145.6	64.1	64.4	64.4	63.9	-0.10	0.00	0.00
2006/11/25	10:27:00	182.0	180.5	172.0	137.8	131.5	158.5	182.0	86.0	159.0	163.0	143.3	145.5	64.6	64.1	64.4	63.5	-0.10	0.00	0.00
2006/11/25	10:28:00	182.0	180.5	172.0	137.8	130.8	158.5	181.7	86.0	159.0	162.7	143.3	145.5	64.2	63.8	64.3	63.4	0.00	0.00	0.00
2006/11/25	10:29:00	181.9	180.5	172.0	137.5	130.9	158.5	181.7	85.8	159.0	162.7	143.4	145.4	64.2	63.8	64.1	63.1	-0.10	0.00	0.00
2006/11/25	10:30:00	181.9	180.4	172.0	137.5	131.0	158.3	181.7	89.6	158.8	162.6	143.5	145.4	64.3	63.6	64.1	63.1	0.00	0.00	0.00
2006/11/25	10:31:00	181.7	180.4	171.8	137.5	130.8	158.5	181.7	91.9	159.3	162.6	143.2	145.4	64.6	64.3	64.6	63.8	-0.10	0.00	0.00
2006/11/25	10:32:00	181.7	180.2	171.8	137.5	131.0	158.3	181.5	91.5	159.3	162.8	143.2	145.4	63.7	63.8	64.0	64.1	0.00	0.00	0.00
2006/11/25	10:33:00	181.7	180.2	171.8	137.5	131.0	158.3	181.5	85.9	158.8	162.7	143.1	145.3	63.4	64.0	63.7	63.7	0.00	0.00	0.00
2006/11/25	10:34:00	181.5	180.2	171.8	137.5	130.8	158.2	181.5	94.6	159.0	162.8	143.1	145.3	63.4	64.2	63.9	63.7	0.00	0.00	0.00
2006/11/25	10:35:00	181.5	180.2	171.6	137.5	130.8	158.2	181.4	91.9	159.0	162.7	143.0	145.3	64.0	64.4	64.2	63.9	0.00	0.00	0.00
2006/11/25	10:36:00	181.4	180.0	171.5	137.4	130.8	158.0	181.2	90.8	158.5	162.6	143.0	145.3	64.3	64.3	64.1	63.8	0.00	0.00	0.00
2006/11/25	10:37:00	181.2	180.0	171.5	137.5	130.8	158.0	181.2	97.0	158.7	162.5	143.0	145.3	64.8	64.2	64.6	63.7	0.00	0.00	0.00
2006/11/25	10:38:00	181.2	179.9	171.5	137.3	130.8	158.0	181.2	92.8	158.7	162.5	142.9	145.3	64.0	64.6	64.0	64.4	-0.10	0.00	0.00
2006/11/25	10:39:00	181.2	179.9	171.3	137.3	130.0	157.6	181.2	97.9	158.5	162.4	142.9	145.3	64.1	64.6	63.9	63.4	-0.10	0.00	0.00
2006/11/25	10:40:00	181.2	179.9	171.3	137.3	129.9	157.6	181.0	104.8	158.3	162.3	142.9	145.3	64.2	64.6	64.1	63.5	0.00	0.00	0.00
2006/11/25	10:41:00	181.2	179.7	171.3	137.1	129.9	157.8	180.9	97.3	158.5	162.2	142.8	145.1	63.9	64.2	64.6	63.8	0.00	0.00	0.00
2006/11/25	10:42:00	181.0	179.5	171.1	137.1	129.4	157.3	180.9	97.4	158.3	162.2	142.7	145.0	63.0	64.2	63.2	63.4	0.00	0.00	0.00
2006/11/25	10:43:00	180.9	179.4	170.8	137.0	129.8	157.1	180.7	101.8	158.0	161.9	142.7	144.9	63.3	63.6	63.2	62.2	0.00	0.00	0.00
2006/11/25	10:44:00	180.9	179.5	170.9	136.8	130.0	156.8	180.5	104.1	158.2	161.9	142.6	144.8	63.0	63.6	63.3	62.6	-0.10	0.00	0.00
2006/11/25	10:45:00	180.9	179.2	170.9	136.8	130.0	157.3	180.5	98.3	158.0	162.0	142.6	144.8	63.7	63.6	63.6	62.8	-0.10	0.00	0.00
2006/11/25	10:46:00	180.7	179.4	170.8	136.8	129.8	157.0	180.5	97.2	158.3	161.9	142.5	144.7	63.4	64.0	63.7	63.1	-0.10	-0.01	0.00
2006/11/25	10:47:00	180.7	179.2	170.8	136.9	130.3	157.5	180.5	97.3	158.2	161.9	142.5	144.7	64.2	63.9	64.3	63.4	-0.10	-0.01	0.00
2006/11/25	10:48:00	180.7	179.2	170.8	136.8	130.3	157.3	180.4	97.1	158.0	161.9	142.4	144.7	64.2	64.2	64.4	63.6	-0.10	-0.01	0.00
2006/11/25	10:49:00	180.5	179.0	170.8	136.8	130.0	157.1	180.4	97.4	158.0	161.8	142.5	144.6	64.4	64.0	64.4	63.5	-0.10	-0.01	0.00
2006/11/25	10:50:00	180.5	179.0	170.8	136.9	130.3	157.3	180.5	97.4	158.2	161.8	142.5	144.6	64.2	64.2	64.6	63.4	-0.10	-0.01	0.00
2006/11/25	10:51:00	180.5	179.2	170.8	136.9	130.4	157.5	180.5	103.2	158.0	162.1	142.5	144.6	64.2	64.8	64.0	63.8	-0.10	-0.01	0.00
2006/11/25	10:52:00	180.5	179.2	170.8	137.0	130.8	157.3	180.5	106.1	157.8	162.1	142.4	144.6	64.6	63.7	64.4	63.9	-0.10	-0.01	0.00
2006/11/25	10:53:00	180.5	178.8	170.8	136.9	130.8	157.3	180.5	97.6	158.3	162.0	142.5	144.6	64.8	64.4	64.2	63.8	-0.10	-0.01	0.00
2006/11/25	10:54:00	180.4	178.8	170.6	136.9	130.3	157.5	180.5	97.1	158.2	162.0	142.3	144.6	64.3	64.3	64.1	63.8	-0.10	-0.01	0.00
2006/11/25	10:55:00	180.4	178.8	170.6	137.0	130.2	157.1	180.4	96.6	158.0	162.0	142.3	144.5	64.6	64.2	63.9	63.8	-0.10	-0.01	0.00
2006/11/25	10:56:00	180.4	178.8	170.6	136.8	130.4	157.1	180.2	96.6	158.0	162.0	142.3	144.5	64.6	64.6	64.1	64.2	-0.10	-0.01	0.00
2006/11/25	10:57:00	180.2	178.7	170.1	136.6	128.8	156.5	180.0	102.0	157.5	161.5	142.3	144.4	63.2	63.4	61.8	62.3	-0.10	-0.01	0.00
2006/11/25	10:58:00	180.0	178.5	170.0	136.3	128.6	155.9	179.7	96.6											

Heat Decay Run

		TC1	TC2	TC3	TC4	TC5	TC6	TC7	TC8	TC9	TC10	TC11	TC12	TC13	TC14	TC15	TC16	VDC	Amps	Watts
Date	Time																			
2006/11/25	11:00:00	179.7	178.3	169.8	136.1	129.2	156.3	179.5	88.3	157.1	161.0	141.9	143.9	62.6	62.0	62.6	61.6	-0.10	-0.01	0.00
2006/11/25	11:01:00	179.7	178.3	169.8	136.2	129.4	156.5	179.4	85.3	157.0	160.9	141.9	143.9	62.8	62.8	62.8	61.7	-0.10	-0.01	0.00
2006/11/25	11:02:00	179.7	178.3	169.8	136.2	129.6	156.5	179.2	84.2	157.3	160.9	141.8	143.9	63.7	63.3	63.3	62.2	-0.10	-0.01	0.00
2006/11/25	11:03:00	179.7	178.3	169.9	136.3	129.9	156.3	179.5	82.3	157.1	160.9	141.8	143.9	63.6	63.1	63.5	63.0	-0.10	-0.01	0.00
2006/11/25	11:04:00	179.7	178.3	170.0	136.3	129.3	156.5	179.5	79.2	157.1	161.0	141.9	144.0	63.9	63.8	63.3	63.3	-0.10	-0.01	0.00
2006/11/25	11:05:00	179.7	178.3	170.0	136.4	129.4	156.6	179.7	80.3	157.5	161.2	141.8	144.0	63.9	64.0	63.4	63.6	-0.10	-0.01	0.00
2006/11/25	11:06:00	179.7	178.3	169.9	136.3	130.2	156.8	179.5	86.4	157.5	161.0	141.9	144.0	64.1	64.2	64.0	63.7	-0.10	-0.01	0.00
2006/11/25	11:07:00	179.7	178.3	169.9	136.4	128.9	156.5	179.7	77.8	157.8	161.0	141.7	144.0	63.9	64.3	64.3	63.9	-0.10	-0.01	0.00
2006/11/25	11:08:00	179.7	178.3	169.8	136.4	129.7	156.6	179.5	81.8	157.3	161.2	141.8	144.0	64.4	64.3	64.6	63.9	-0.10	-0.01	0.00
2006/11/25	11:09:00	179.7	178.3	169.8	136.4	129.7	156.8	179.5	77.4	157.3	161.0	141.9	144.0	64.2	64.6	64.4	63.6	-0.10	-0.01	0.00
2006/11/25	11:10:00	179.7	178.0	169.8	136.5	130.0	156.6	179.5	77.3	157.5	161.2	141.8	144.0	64.2	64.8	64.6	63.5	-0.10	-0.01	0.00
2006/11/25	11:11:00	179.5	178.0	169.8	136.4	130.1	156.5	179.5	77.4	157.6	161.2	141.7	144.0	64.3	64.6	64.6	64.0	-0.10	-0.01	0.00
2006/11/25	11:12:00	179.5	178.2	169.6	136.5	129.8	156.3	179.5	77.3	157.3	161.2	141.6	143.9	64.6	64.8	64.6	63.9	-0.10	-0.01	0.00
2006/11/25	11:13:00	179.4	178.0	169.5	136.3	129.8	156.5	179.2	77.2	157.3	161.0	141.6	143.9	64.3	63.7	64.6	63.9	-0.10	-0.01	0.00
2006/11/25	11:14:00	179.2	177.8	169.4	136.3	129.8	156.3	179.2	77.1	157.3	161.0	141.5	143.8	64.6	64.3	64.0	64.0	-0.10	-0.01	0.00
2006/11/25	11:15:00	179.2	177.8	169.4	136.2	129.8	156.5	179.2	78.7	157.3	161.0	141.5	143.8	63.6	63.9	64.1	63.8	-0.10	-0.01	0.00
2006/11/25	11:16:00	179.0	177.7	169.4	136.2	128.8	156.5	179.0	77.0	157.3	161.0	141.5	143.7	63.8	63.9	64.4	63.7	-0.10	-0.01	0.00
2006/11/25	11:17:00	179.0	177.7	169.4	136.1	129.5	156.3	179.0	79.8	157.3	160.9	141.4	143.7	64.2	64.4	64.0	63.6	-0.10	-0.01	0.00
2006/11/25	11:18:00	179.0	177.5	169.4	136.2	129.3	156.3	179.0	76.6	157.1	161.0	141.3	143.7	64.6	64.6	64.4	64.1	-0.10	-0.01	0.00
2006/11/25	11:19:00	178.8	177.5	169.3	136.2	128.9	156.3	179.2	79.6	156.8	161.0	141.4	143.6	64.2	64.6	64.0	64.0	-0.10	-0.01	0.00
2006/11/25	11:20:00	178.8	177.5	169.3	136.2	128.8	156.1	179.0	81.4	157.3	160.9	141.3	143.6	64.1	64.6	64.1	64.4	-0.10	-0.01	0.00
2006/11/25	11:21:00	178.8	177.5	169.3	136.1	128.8	156.1	179.0	76.7	157.3	161.0	141.2	143.6	63.7	64.8	64.0	64.4	-0.10	-0.01	0.00
2006/11/25	11:22:00	178.7	177.5	169.3	136.0	128.9	156.0	178.8	77.1	157.1	160.9	141.2	143.6	63.5	64.1	64.0	63.9	-0.10	-0.01	0.00
2006/11/25	11:23:00	178.7	177.5	169.1	136.0	129.3	156.1	178.8	80.1	157.0	160.9	141.2	143.5	64.0	64.4	64.2	63.6	-0.10	-0.01	0.00
2006/11/25	11:24:00	178.7	177.2	168.8	135.8	129.3	156.0	178.7	76.6	157.1	160.8	141.2	143.5	64.1	64.4	64.4	63.9	-0.10	-0.01	0.00
2006/11/25	11:25:00	178.5	177.2	168.8	135.8	129.2	155.9	178.5	77.6	157.0	160.5	141.0	143.4	64.3	64.6	64.4	63.9	-0.10	-0.01	0.00
2006/11/25	11:26:00	178.5	177.0	168.8	135.7	128.7	155.8	178.3	76.0	156.8	160.5	141.0	143.5	64.4	64.4	64.3	64.0	-0.10	-0.01	0.00
2006/11/25	11:27:00	178.3	176.8	168.6	135.6	128.6	155.8	178.3	76.2	156.6	160.5	140.9	143.4	64.0	63.6	64.2	63.9	-0.10	-0.01	0.00
2006/11/25	11:28:00	178.3	177.0	168.4	135.6	128.9	155.3	178.3	76.1	156.6	160.5	140.7	143.3	63.8	63.6	64.1	64.0	-0.10	-0.01	0.00
2006/11/25	11:29:00	178.2	176.8	168.4	135.5	128.9	155.6	178.2	76.0	156.3	160.4	140.9	143.3	63.8	63.5	64.3	63.6	-0.10	-0.01	0.00
2006/11/25	11:30:00	178.2	176.8	168.4	135.5	128.7	155.5	178.2	78.3	156.6	160.3	140.8	143.2	63.9	64.3	64.2	63.5	-0.10	0.00	0.00
2006/11/25	11:31:00	178.0	176.7	168.3	135.5	129.1	155.5	178.0	83.7	156.6	160.3	140.8	143.2	64.1	64.3	64.3	64.1	-0.10	-0.01	0.00
2006/11/25	11:32:00	178.0	176.5	168.4	135.5	128.8	155.5	178.0	77.3	156.6	160.3	140.8	143.1	64.3	64.4	64.6	63.5	-0.10	-0.01	0.00
2006/11/25	11:33:00	178.0	176.7	168.4	135.6	129.0	155.8	178.0	76.0	156.5	160.3	140.8	143.1	64.2	64.3	64.6	63.7	-0.10	0.00	0.00
2006/11/25	11:34:00	178.0	176.7	168.4	135.5	129.0	155.8	178.0	78.2	156.8	160.4	140.7	143.1	64.2	64.6	64.1	64.3	0.00	0.00	0.00
2006/11/25	11:35:00	178.0	176.7	168.3	135.5	129.2	155.3	178.0	76.1	156.5	160.3	140.7	143.0	64.6	64.8	64.4	63.6	0.00	0.00	0.00
2006/11/25	11:36:00	178.0	176.5	168.3	135.5	129.0	155.4	178.0	76.0	156.5	160.3	140.7	143.0	64.3	64.2	64.4	63.7	0.00	0.00	0.00
2006/11/25	11:37:00	177.8	176.5	168.2	135.4	129.0	155.5	177.8	76.2	156.3	160.0	140.8	143.0	64.6	64.6	64.8	63.8	0.00	0.00	0.00
2006/11/25	11:38:00	177.8	176.3	168.2	135.4	128.8	155.4	177.8	75.8	156.1	160.0	140.7	143.0	64.1	64.6	64.6	63.7	0.00	0.00	0.00
2006/11/25	11:39:00	177.7	176.5	168.1	135.4	129.1	155.3	177.8	76.0	156.0	160.0	140.5	142.9	64.6	64.8	64.8	63.8	-0.10	0.00	0.00
2006/11/25	11:40:00	177.8	176.5	168.2	135.5	129.1	155.3	177.8	76.0	155.9	159.9	140.7	142.9	64.8	64.8	64.8	63.7	0.00	0.00	0.00
2006/11/25	11:41:00	177.5	176.2	168.0	135.4	129.0	155.5	177.7	77.8	156.0	159.8	140.5	142.9	64.4	65.2	64.8	63.7	0.00	0.00	0.00
2006/11/25	11:42:00	177.5	176.3	168.0	135.3	128.8	155.3	177.7	76.4	156.0	159.9	140.5	142.8	64.1	64.8	64.6	63.9	0.00	0.00	0.00
2006/11/25	11:43:00	177.5	176.0	167.9	135.3	128.8	155.3	177.7	82.4	156.3	159.9	140.5	142.8	64.1	65.0	64.6	64.0	0.00	0.00	0.00
2006/11/25	11:44:00	177.5	176.0	168.0	135.4	128.9	155.3	177.7	75.6	156.3	160.0	140.5	142.8	64.6	64.8	64.2	64.0	0.00	0.00	0.00
2006/11/25	11:45:00	177.5	176.2	168.1	135.4	129.1	155.4	177.7	77.6	156.3	160.0	140.5	142.7	64.6	64.6	64.6	64.0	-0.10	0.00	0.00
2006/11/25	11:46:00	177.3	176.0	167.9	135.3	129.0	155.3	177.5	84.3	156.3	159.9	140.4	142.7	64.8	65.1	64.1	64.3	-0.10	0.00	0.00
2006/11/25	11:47:00	177.3	176.0	167.9	135.3	128.8	155.3	177.5	79.3	156.3	160.0	140.3	142.7	64.1	64.0	64.2	64.2	-0.10	-0.01	0.00
2006/11/25	11:48:00	177.3	175.8	167.8	135.2	129.0	155.1	177.5	75.6	155.8	159.7	140.4	142.6	65.0	64.0	64.8	63.6	-0.10	0.00	0.00
2006/11/25	11:49:00	177.2	175.8	167.7	135.3	128.5	154.6	177.3	75.3	155.9	159.5	140.3	142.6	64.3	64.3	65.0	63.7	-0.10	0.00	0.00
2006/11/25	11:50:00	177.2	175.8	167.6	135.2	129.2	155.3	177.3	75.1	155.8	159.7	140.2	142.6	64.4	64.8	64.0	64.0	0.00	0.00	0.00
2006/11/25	11:51:00	177.2	175.8	167.7	135.2	128.3	155.3	177.3	75.1	155.8	159.5	140.2	142.5	64.3	65.0	64.8	64.0	0.00	0.00	0.00
2006/11/25	11:52:00	177.0	175.8	167.6	135.1	128.3	155.1	177.2	75.3	155.8	159.5	140.2	142.6	64.2	65.0	65.0	64.0	-0.10	0.00	0.00
2006/11/25	11:53:00	177.0	175.3	167.5	134.9	128.1	154.8	177.0	74.8	155.8	159.5	140.0	142.5	64.4	65.4	64.6	64.1	0.00	-0.01	0.00
2006/11/25	11:54:00	176.8	175.5	167.3	134.8	127.9	154.6	176.8	75.1	155.8	159.3	139.8	142.4	64.4	65.2	64.6	64.1	-0.10	-0.01	0.00
2006/11/25	11:55:00	176.7	175.3	167.2	134.8	127.5	154.4	176.8	74.9	155.5	159.3	139.8	142.3	64.4	64.6	64.4	64.2	-0.10	0.00	0.00
2006/11/2																				

Heat Decay Run

Radioactive Material Transport Packaging System Safety Analysis Report
for Model AOS-025, AOS-050, and AOS-100 Transport Packages, Rev. G, July 27, 2012 (Docket No. 71-9316) 3-707

Date	Time	TC1	TC2	TC3	TC4	TC5	TC6	TC7	TC8	TC9	TC10	TC11	TC12	TC13	TC14	TC15	TC16	VDC	Amps	Watts
2006/11/25	11:58:00	176.7	175.2	167.0	134.7	128.0	154.4	176.5	74.7	155.3	159.3	139.8	142.2	64.1	64.8	64.6	63.8	-0.10	0.00	0.00
2006/11/25	11:59:00	176.5	175.0	167.0	134.6	128.4	154.4	176.5	85.3	155.4	159.3	139.8	142.2	64.2	63.9	64.3	64.4	-0.10	0.00	0.00
2006/11/25	12:00:00	176.5	175.0	166.8	134.7	128.4	154.2	176.5	83.5	155.4	159.2	139.7	142.1	64.2	64.8	64.2	64.3	0.00	0.00	0.00
2006/11/25	12:01:00	176.5	175.2	166.9	134.7	127.7	154.5	176.5	74.7	155.3	159.2	139.7	142.1	64.8	65.0	64.6	64.6	-0.10	0.00	0.00
2006/11/25	12:02:00	176.5	175.0	166.9	134.8	128.2	154.6	176.5	75.1	155.3	159.0	139.8	142.1	64.8	64.6	64.6	63.9	-0.10	0.00	0.00
2006/11/25	12:03:00	176.3	175.0	166.9	134.8	128.7	154.5	176.5	75.3	155.3	159.2	139.8	142.1	64.8	64.6	64.4	63.8	0.00	0.00	0.00
2006/11/25	12:04:00	176.3	175.0	166.9	134.8	128.4	154.3	176.5	74.8	155.5	159.0	139.8	142.1	64.6	65.0	64.2	64.0	0.00	0.00	0.00
2006/11/25	12:05:00	176.3	175.0	166.9	134.7	128.2	154.5	176.5	80.7	155.4	159.0	139.7	142.0	64.8	65.0	64.6	64.3	-0.10	0.00	0.00
2006/11/25	12:06:00	176.3	174.8	166.8	134.7	128.5	154.3	176.5	74.9	155.3	159.0	139.7	142.0	64.4	65.0	64.6	64.4	0.00	0.00	0.00
2006/11/25	12:07:00	176.2	174.8	166.8	134.7	128.3	154.3	176.3	78.6	155.1	158.8	139.7	142.0	64.6	64.4	65.1	64.1	0.00	0.00	0.00
2006/11/25	12:08:00	176.2	174.8	166.7	134.6	127.9	154.4	176.3	74.3	155.1	158.8	139.5	142.0	64.6	65.5	65.1	64.2	0.00	0.00	0.00
2006/11/25	12:09:00	176.0	174.8	166.6	134.5	128.1	154.3	176.2	74.3	155.3	158.8	139.5	141.9	64.3	65.6	65.3	64.8	0.00	0.00	0.00
2006/11/25	12:10:00	176.0	174.6	166.7	134.6	128.3	154.2	176.0	74.4	155.3	158.8	139.3	141.9	64.4	65.5	65.2	65.0	0.00	0.00	0.00
2006/11/25	12:11:00	176.0	174.6	166.6	134.6	128.3	154.2	176.0	74.1	155.3	158.8	139.3	141.8	64.4	65.4	65.0	65.0	0.00	0.00	0.00
2006/11/25	12:12:00	176.0	174.6	166.6	134.5	128.4	154.1	176.0	74.1	155.3	158.8	139.3	141.8	64.6	65.2	64.8	65.1	0.00	0.00	0.00
2006/11/25	12:13:00	175.8	174.3	166.5	134.5	128.4	154.1	176.0	74.1	155.3	158.7	139.3	141.7	65.6	65.4	64.8	65.0	0.00	0.00	0.00
2006/11/25	12:14:00	175.8	174.3	166.5	134.4	128.5	154.0	175.8	76.1	154.8	158.3	139.3	141.7	65.4	65.3	65.4	64.4	0.00	0.00	0.00
2006/11/25	12:15:00	175.8	174.3	166.4	134.4	127.9	153.9	175.8	74.3	154.8	158.3	139.3	141.6	64.8	65.3	65.0	64.6	0.00	0.00	0.00
2006/11/25	12:16:00	175.7	174.3	166.1	134.2	128.0	153.9	175.7	74.1	154.9	158.5	139.3	141.7	65.0	65.7	65.3	64.8	0.00	0.00	0.00
2006/11/25	12:17:00	175.7	174.1	166.2	134.3	127.9	153.7	175.5	73.8	154.8	158.3	139.0	141.5	64.8	65.7	65.0	64.8	0.00	0.00	0.00
2006/11/25	12:18:00	175.5	174.1	166.1	134.2	127.8	153.5	175.5	76.0	154.6	158.3	139.0	141.5	65.2	65.6	65.1	65.2	0.00	0.00	0.00
2006/11/25	12:19:00	175.3	174.1	166.1	134.1	128.2	153.8	175.3	74.7	154.6	158.2	139.0	141.5	65.5	65.6	65.3	65.2	0.00	0.00	0.00
2006/11/25	12:20:00	175.3	174.0	166.1	134.1	128.0	153.6	175.3	73.9	154.5	158.0	139.0	141.5	65.1	65.6	65.5	64.8	0.00	0.00	0.00
2006/11/25	12:21:00	175.3	174.1	166.1	134.1	128.0	153.7	175.3	84.4	154.3	158.0	139.0	141.5	65.3	65.7	65.7	64.6	0.00	0.00	0.00
2006/11/25	12:22:00	175.3	174.0	166.0	134.1	128.1	153.7	175.3	74.8	154.5	158.0	139.0	141.5	65.5	65.8	65.5	64.6	0.00	0.00	0.00
2006/11/25	12:23:00	175.3	174.0	165.9	134.1	128.1	153.6	175.2	73.8	154.6	158.2	138.8	141.4	65.5	65.6	65.3	65.1	-0.10	-0.01	0.00
2006/11/25	12:24:00	175.3	173.8	166.0	134.1	127.5	153.5	175.2	74.2	154.4	158.2	138.8	141.4	64.8	65.7	65.2	65.0	-0.10	-0.01	0.00
2006/11/25	12:25:00	175.2	173.8	165.8	134.0	128.1	153.4	175.0	74.1	154.4	158.0	138.8	141.3	65.0	65.6	65.1	64.8	-0.10	-0.01	0.00
2006/11/25	12:26:00	175.0	173.6	165.8	134.0	128.0	153.5	175.0	74.1	154.4	158.0	138.8	141.3	64.8	65.4	65.4	64.8	-0.10	-0.01	0.00
2006/11/25	12:27:00	175.0	173.6	165.8	134.0	128.1	153.2	175.0	73.7	154.5	158.0	138.6	141.2	65.1	65.6	65.1	64.6	-0.10	-0.01	0.00
2006/11/25	12:28:00	175.0	173.8	165.8	134.0	128.1	153.4	175.0	75.6	154.5	158.0	138.8	141.2	65.6	65.3	65.0	64.8	-0.10	-0.01	0.00
2006/11/25	12:29:00	175.0	173.6	165.6	134.1	127.8	153.5	175.0	84.6	154.3	157.8	138.8	141.2	65.5	65.4	65.5	64.8	-0.10	-0.01	0.00
2006/11/25	12:30:00	175.0	173.5	165.5	134.0	127.2	153.2	174.8	80.6	154.1	158.0	138.5	141.0	65.8	65.3	65.2	65.2	-0.10	-0.01	0.00
2006/11/25	12:31:00	174.8	173.5	165.5	134.0	127.7	153.2	174.8	73.7	154.3	158.0	138.5	141.0	65.3	65.2	65.3	65.1	-0.10	-0.01	0.00
2006/11/25	12:32:00	174.8	173.5	165.5	133.9	127.5	153.2	174.8	73.6	154.5	158.0	138.3	141.0	65.2	65.4	65.1	65.1	-0.10	-0.01	0.00
2006/11/25	12:33:00	174.8	173.3	165.4	133.9	127.9	153.2	174.8	73.3	154.1	157.8	138.5	140.9	65.4	65.3	65.5	64.8	-0.10	-0.01	0.00
2006/11/25	12:34:00	174.8	173.5	165.4	133.9	127.9	153.1	174.6	73.9	154.1	157.8	138.3	140.9	64.4	65.4	65.4	65.1	-0.10	-0.01	0.00
2006/11/25	12:35:00	174.6	173.3	165.5	133.9	127.5	153.4	174.8	83.1	154.0	157.8	138.3	140.9	65.1	65.6	65.7	64.8	-0.10	-0.01	0.00
2006/11/25	12:36:00	174.6	173.3	165.5	134.0	127.5	153.1	174.8	80.3	154.3	157.8	138.3	140.9	65.2	65.7	65.4	65.1	-0.10	-0.01	0.00
2006/11/25	12:37:00	174.6	173.3	165.6	134.1	127.5	153.2	174.6	77.6	154.5	158.0	138.3	140.9	64.6	65.8	65.4	65.4	-0.10	-0.01	0.00
2006/11/25	12:38:00	174.5	173.3	165.4	133.9	127.5	153.0	174.6	73.1	154.2	157.8	138.5	141.0	65.4	65.5	65.5	65.3	-0.10	-0.01	0.00
2006/11/25	12:39:00	174.5	173.1	165.4	134.0	127.8	152.8	174.5	73.7	153.9	157.8	138.3	140.8	65.5	65.3	65.1	65.2	-0.10	-0.01	0.00
2006/11/25	12:40:00	174.5	173.0	165.4	134.0	127.5	153.2	174.5	73.6	154.0	157.6	138.3	140.8	65.4	65.3	65.2	65.2	-0.10	-0.01	0.00
2006/11/25	12:41:00	174.3	173.0	165.3	133.8	127.4	153.1	174.5	73.7	154.0	157.6	138.3	140.7	65.1	65.7	65.5	65.4	-0.10	-0.01	0.00
2006/11/25	12:42:00	174.3	173.0	165.2	133.7	127.0	152.8	174.3	73.1	154.0	157.6	138.1	140.7	64.8	65.7	65.4	65.3	-0.10	-0.01	0.00
2006/11/25	12:43:00	174.1	172.8	165.1	133.7	127.5	153.0	174.3	73.3	153.9	157.5	138.0	140.7	65.4	65.4	65.5	65.3	-0.10	-0.01	0.00
2006/11/25	12:44:00	174.1	172.8	165.1	133.7	127.4	152.7	174.3	74.1	154.0	157.5	138.1	140.7	65.2	65.3	65.4	65.4	-0.10	-0.01	0.00
2006/11/25	12:45:00	174.0	172.8	165.0	133.8	127.3	152.6	174.1	76.4	154.0	157.5	138.0	140.7	65.5	65.2	65.0	65.2	-0.10	-0.01	0.00
2006/11/25	12:46:00	174.0	172.8	165.0	133.8	127.4	152.9	174.1	73.3	153.6	157.6	138.0	140.7	65.2	65.5	64.8	64.8	-0.10	-0.01	0.00
2006/11/25	12:47:00	174.0	172.8	165.0	133.5	127.4	152.7	174.0	73.3	153.8	157.5	138.0	140.5	65.3	65.5	65.2	65.3	-0.10	-0.01	0.00
2006/11/25	12:48:00	174.0	172.6	164.8	133.5	127.4	152.7	174.0	73.1	153.7	157.5	138.1	140.5	65.6	65.2	65.3	65.3	-0.10	-0.01	0.00
2006/11/25	12:49:00	174.0	172.6	164.7	133.5	127.3	152.4	174.0	77.6	153.0	157.3	137.9	140.5	65.7	65.1	65.7	64.6	-0.10	-0.01	0.00
2006/11/25	12:50:00	174.0	172.5	164.7	133.5	127.0	152.4	173.8	72.6	153.3	157.3	137.9	140.5	65.9	65.5	65.6	64.8	-0.10	-0.01	0.00
2006/11/25	12:51:00	173.6	172.3	164.5	133.2	127.0	152.1	173.6	72.2	153.4	157.0	137.8	140.3	65.5	65.7	65.6	65.1	-0.10	-0.01	0.00
2006/11/25	12:52:00	173.6	172.3	164.4	133.0	127.3	152.2	173.5	74.2	153.2	157.0	137.6	140.3	65.7	65.4	65.2	65.3	-0.10	-0.01	0.00
2006/11/25	12:53:00	173.5	172.1	164.3	133.0	126.8	152.1	173.3	73.3	152.9	156.6	137.6	140.2	65.6	64.8	65.6	64.6	-0.10	0.00	0.00
2006/11																				

Heat Decay Run

3-708
for Model AOS-025, AOS-050, and AOS-100 Transport Packages, Rev. G, July 27, 2012 (Docket No. 71-9316)

Radioactive Material Transport Packaging System Safety Analysis Report

Date	Time	TC1	TC2	TC3	TC4	TC5	TC6	TC7	TC8	TC9	TC10	TC11	TC12	TC13	TC14	TC15	TC16	VDC	Amps	Watts
2006/11/25	12:56:00	173.5	172.0	164.2	133.0	126.7	152.0	173.3	80.7	152.9	156.6	137.6	140.2	65.0	65.3	65.1	64.8	-0.10	-0.01	0.00
2006/11/25	12:57:00	173.5	172.0	164.2	133.0	126.8	151.8	173.3	78.8	153.2	156.6	137.6	140.0	64.8	65.2	65.3	65.0	-0.10	-0.01	0.00
2006/11/25	12:58:00	173.3	171.8	164.1	133.0	126.8	151.9	173.3	72.1	153.2	156.6	137.6	140.0	64.8	65.0	65.2	64.8	-0.10	-0.01	0.00
2006/11/25	12:59:00	173.3	171.8	164.1	132.9	126.5	151.8	173.1	71.7	153.1	156.6	137.5	140.0	64.8	65.3	65.2	64.8	-0.10	-0.01	0.00
2006/11/25	13:00:00	173.3	171.8	164.1	133.0	126.0	151.8	173.0	71.6	153.1	156.5	137.5	140.0	64.8	65.2	65.1	64.8	-0.10	-0.01	0.00
2006/11/25	13:01:00	173.1	171.8	164.0	132.9	126.3	151.7	173.0	72.2	152.9	156.5	137.4	140.0	65.4	65.0	64.8	64.6	-0.10	-0.01	0.00
2006/11/25	13:02:00	173.1	171.8	163.9	132.9	126.7	151.7	173.0	71.3	152.8	156.5	137.4	139.8	65.4	64.4	65.1	64.8	-0.10	-0.01	0.00
2006/11/25	13:03:00	173.0	171.6	163.8	132.8	126.7	151.7	172.8	71.5	152.7	156.3	137.4	139.8	65.4	65.0	65.5	64.6	-0.10	-0.01	0.00
2006/11/25	13:04:00	173.0	171.6	163.9	132.8	126.3	151.7	172.8	71.3	152.7	156.3	137.3	139.8	65.3	65.6	65.5	64.6	-0.10	-0.01	0.00
2006/11/25	13:05:00	173.0	171.6	163.9	132.7	126.5	151.6	172.8	77.0	152.9	156.3	137.3	139.8	65.4	65.5	65.5	64.8	-0.10	-0.01	0.00
2006/11/25	13:06:00	172.8	171.5	163.7	132.7	126.5	151.7	172.6	71.3	152.8	156.3	137.3	139.8	65.2	65.8	65.6	65.1	-0.10	-0.01	0.00
2006/11/25	13:07:00	172.8	171.5	163.6	132.5	126.8	151.5	172.6	71.6	152.8	156.3	137.3	139.8	65.4	65.6	65.4	65.3	-0.10	-0.01	0.00
2006/11/25	13:08:00	172.8	171.5	163.6	132.5	126.8	151.5	172.5	71.3	152.6	156.3	137.3	139.7	65.3	64.6	65.4	65.1	-0.10	0.00	0.00
2006/11/25	13:09:00	172.8	171.5	163.5	132.5	126.3	151.4	172.5	70.9	152.7	156.1	137.1	139.7	65.4	65.1	65.5	64.8	-0.10	-0.01	0.00
2006/11/25	13:10:00	172.6	171.3	163.5	132.5	126.5	151.4	172.3	71.3	152.7	156.1	137.0	139.5	65.5	65.6	65.3	65.1	-0.10	-0.01	0.00
2006/11/25	13:11:00	172.5	171.1	163.4	132.3	126.1	151.3	172.3	70.9	152.5	156.0	136.9	139.5	65.4	65.4	65.3	65.1	-0.10	-0.01	0.00
2006/11/25	13:12:00	172.5	171.0	163.4	132.5	125.6	151.3	172.1	70.8	152.5	156.0	136.9	139.5	64.8	65.5	65.4	64.8	-0.10	-0.01	0.00
2006/11/25	13:13:00	172.5	171.0	163.3	132.3	126.0	151.3	172.1	81.2	152.3	156.0	136.9	139.5	65.2	65.5	65.5	65.1	-0.10	-0.01	0.00
2006/11/25	13:14:00	172.5	171.1	163.3	132.3	126.1	151.1	172.0	74.4	152.4	155.9	136.8	139.3	65.1	65.4	65.2	65.0	-0.10	-0.01	0.00
2006/11/25	13:15:00	172.3	171.0	163.3	132.3	126.1	151.1	172.0	70.8	152.3	155.9	136.8	139.3	65.0	65.2	65.2	64.8	-0.10	-0.01	0.00
2006/11/25	13:16:00	172.3	170.8	163.2	132.3	125.6	150.9	172.0	70.8	152.3	155.9	136.7	139.3	65.2	65.4	65.0	64.8	-0.10	-0.01	0.00
2006/11/25	13:17:00	172.3	170.8	163.1	132.3	126.3	151.1	171.8	72.2	152.2	155.8	136.8	139.3	65.7	65.4	65.5	65.0	-0.10	-0.01	0.00
2006/11/25	13:18:00	172.1	170.8	163.0	132.3	125.4	150.8	171.8	70.8	152.2	155.8	136.7	139.3	65.2	65.3	65.5	65.3	-0.10	-0.01	0.00
2006/11/25	13:19:00	172.1	170.9	163.0	132.3	126.0	151.1	171.8	70.8	152.3	155.6	136.7	139.2	65.2	65.2	65.7	65.1	-0.10	-0.01	0.00
2006/11/25	13:20:00	172.1	170.8	163.0	132.3	126.0	151.0	171.8	72.6	152.1	155.6	136.7	139.2	65.6	65.2	65.6	65.1	-0.10	-0.01	0.00
2006/11/25	13:21:00	172.1	170.8	162.9	132.2	126.5	150.9	171.8	70.6	152.0	155.5	136.7	139.2	65.6	65.1	65.4	65.1	-0.10	-0.01	0.00
2006/11/25	13:22:00	172.0	170.4	162.8	132.2	126.1	151.0	171.6	73.8	152.0	155.5	136.6	139.2	65.6	65.4	65.1	65.1	-0.10	-0.01	0.00
2006/11/25	13:23:00	172.0	170.5	162.8	132.0	125.8	150.7	171.5	73.9	151.8	155.4	136.5	139.0	65.6	65.3	65.1	64.8	-0.10	-0.01	0.00
2006/11/25	13:24:00	171.8	170.4	162.8	132.2	126.0	150.9	171.5	78.8	151.7	155.3	136.6	139.0	65.4	65.1	65.5	64.8	-0.10	-0.01	0.00
2006/11/25	13:25:00	171.8	170.4	162.7	132.0	126.0	150.7	171.5	71.6	151.7	155.3	136.5	139.0	65.0	65.4	65.5	64.6	-0.10	-0.01	0.00
2006/11/25	13:26:00	171.8	170.4	162.6	132.0	125.8	150.5	171.5	69.5	151.7	155.3	136.4	139.0	65.6	65.4	65.5	65.4	-0.10	-0.01	0.00
2006/11/25	13:27:00	171.6	170.3	162.6	132.0	125.4	150.5	171.3	70.8	151.7	155.3	136.4	138.8	65.2	65.2	65.1	64.8	-0.10	-0.01	0.00
2006/11/25	13:28:00	171.6	170.3	162.5	132.0	125.3	150.4	171.3	76.5	151.8	155.3	136.3	138.8	65.0	65.5	65.0	64.8	-0.10	-0.01	0.00
2006/11/25	13:29:00	171.6	170.3	162.5	132.0	125.8	150.4	171.3	71.3	151.4	155.3	136.3	138.8	64.8	65.3	65.3	64.6	-0.10	-0.01	0.00
2006/11/25	13:30:00	171.6	170.3	162.4	132.0	125.8	150.5	171.3	69.6	151.6	155.3	136.4	138.8	64.8	65.2	65.3	65.2	-0.10	0.00	0.00
2006/11/25	13:31:00	171.5	170.1	162.4	132.0	125.4	150.4	171.1	69.8	151.6	155.3	136.4	138.8	65.2	65.1	65.5	64.8	-0.10	-0.01	0.00
2006/11/25	13:32:00	171.5	170.0	162.4	131.8	126.0	150.5	171.1	69.7	151.4	155.3	136.3	138.8	65.3	65.5	65.4	64.6	-0.10	-0.01	0.00
2006/11/25	13:33:00	171.5	170.1	162.3	131.8	126.0	150.3	171.1	69.3	151.7	155.3	136.2	138.8	65.1	65.6	65.3	65.2	-0.10	-0.01	0.00
2006/11/25	13:34:00	171.5	170.1	162.3	131.8	125.8	150.3	171.0	70.6	151.4	155.3	136.2	138.8	65.2	65.5	65.3	65.2	-0.10	-0.01	0.00
2006/11/25	13:35:00	171.3	170.0	162.2	131.8	126.0	150.2	170.9	69.8	151.3	155.0	136.2	138.8	65.3	65.4	65.2	64.8	-0.10	-0.01	0.00
2006/11/25	13:36:00	171.3	169.9	162.2	131.8	126.0	150.4	170.9	74.5	151.3	155.0	136.2	138.6	65.4	65.2	65.5	64.6	-0.10	-0.01	0.00
2006/11/25	13:37:00	171.3	169.9	162.2	131.8	126.1	150.3	170.8	70.2	151.3	154.8	136.1	138.6	65.3	65.1	65.4	64.6	-0.10	-0.01	0.00
2006/11/25	13:38:00	171.1	169.8	162.2	131.8	125.8	150.3	170.8	71.1	151.3	154.8	136.0	138.5	65.2	65.4	65.5	64.8	-0.10	-0.01	0.00
2006/11/25	13:39:00	171.0	169.8	162.1	131.8	125.8	150.1	170.8	68.6	151.1	154.8	136.0	138.5	65.5	65.5	65.3	65.0	-0.10	-0.01	0.00
2006/11/25	13:40:00	171.0	169.6	162.0	131.5	125.8	150.0	170.6	69.1	151.1	154.6	136.0	138.5	65.6	65.5	65.4	65.0	-0.10	-0.01	0.00
2006/11/25	13:41:00	170.9	169.6	161.9	131.6	125.5	149.9	170.6	68.8	150.7	154.5	136.0	138.5	65.5	65.5	65.7	64.6	-0.10	-0.01	0.00
2006/11/25	13:42:00	170.9	169.5	161.8	131.5	125.3	150.0	170.5	68.8	151.1	154.5	135.9	138.5	65.5	65.3	65.2	64.6	-0.10	-0.01	0.00
2006/11/25	13:43:00	170.8	169.5	161.8	131.5	125.6	150.0	170.4	68.8	150.9	154.4	135.9	138.5	65.2	65.5	65.3	65.1	-0.10	-0.01	0.00
2006/11/25	13:44:00	170.8	169.4	161.7	131.5	125.6	149.8	170.3	68.8	150.6	154.2	135.8	138.5	65.5	65.3	65.3	64.1	-0.10	-0.01	0.00
2006/11/25	13:45:00	170.6	169.3	161.7	131.5	125.3	149.7	170.3	68.6	150.1	154.0	135.9	138.5	65.1	65.1	65.3	63.9	-0.10	-0.01	0.00
2006/11/25	13:46:00	170.6	169.3	161.5	131.3	125.3	149.5	170.1	68.0	150.2	153.9	135.8	138.3	65.2	65.3	65.2	63.9	-0.10	-0.01	0.00
2006/11/25	13:47:00	170.5	169.1	161.5	131.3	125.3	149.8	170.1	67.8	150.3	154.0	135.7	138.3	65.3	65.4	65.2	64.2	-0.10	-0.01	0.00
2006/11/25	13:48:00	170.4	169.1	161.5	131.3	125.3	149.8	170.1	67.8	150.7	154.1	135.7	138.3	65.4	65.5	65.3	64.8	-0.10	-0.01	0.00
2006/11/25	13:49:00	170.4	168.9	161.4	131.3	125.8	149.7	170.0	67.9	150.6	154.0	135.6	138.1	65.2	64.8	65.4	64.8	-0.10	-0.01	0.00
2006/11/25	13:50:00	170.3	168.9	161.4	131.3	125.4	149.7	169.9	67.8	150.5	153.9	135.7	138.1	65.3	65.1	65.2	64.6	-0.10	-0.01	0.00
2006/11/25	13:51:00	170.3	168.9	161.3	131.1	125.3	149.3	169.9	74.3	150.7	154.0	135.6	138.1	65.3	65.4	65.4	64.8	-0.10</		

Heat Decay Run

Radioactive Material Transport Packaging System Safety Analysis Report
for Model AOS-025, AOS-050, and AOS-100 Transport Packages, Rev. G, July 27, 2012 (Docket No. 71-9316) 3-709

Date	Time	TC1	TC2	TC3	TC4	TC5	TC6	TC7	TC8	TC9	TC10	TC11	TC12	TC13	TC14	TC15	TC16	VDC	Amps	Watts
2006/11/25	13:54:00	170.3	168.9	161.2	131.1	125.3	149.5	169.8	67.6	150.4	153.9	135.4	138.0	65.4	65.4	65.4	64.8	-0.10	-0.01	0.00
2006/11/25	13:55:00	170.3	168.8	161.0	131.0	125.3	149.4	169.8	67.5	150.3	153.9	135.4	137.9	65.5	65.4	65.5	64.8	-0.10	-0.01	0.00
2006/11/25	13:56:00	170.1	168.8	161.0	131.1	125.0	149.4	169.8	67.5	150.6	153.9	135.4	137.9	65.3	65.5	65.5	64.6	-0.10	-0.01	0.00
2006/11/25	13:57:00	170.1	168.8	161.0	131.0	125.0	149.5	169.8	67.3	150.5	154.0	135.3	137.9	65.6	65.7	65.4	65.2	-0.10	-0.01	0.00
2006/11/25	13:58:00	170.0	168.8	161.0	131.1	125.4	149.5	169.6	67.5	150.6	154.0	135.3	137.9	65.5	65.6	65.2	65.1	-0.10	-0.01	0.00
2006/11/25	13:59:00	169.9	168.8	161.0	131.0	125.6	149.4	169.6	68.3	150.6	154.0	135.3	137.9	65.7	65.7	65.1	65.0	-0.10	-0.01	0.00
2006/11/25	14:00:00	169.9	168.5	161.0	131.0	125.1	149.3	169.6	67.3	150.3	153.8	135.4	137.9	65.3	65.2	65.5	64.8	-0.10	-0.01	0.00
2006/11/25	14:01:00	169.9	168.5	160.9	130.9	125.4	149.2	169.5	68.6	150.3	153.8	135.2	137.8	65.2	65.4	65.4	64.8	-0.10	-0.01	0.00
2006/11/25	14:02:00	169.8	168.4	160.9	130.9	125.0	149.2	169.4	69.0	150.3	153.8	135.2	137.8	65.6	65.4	65.3	64.8	-0.10	-0.01	0.00
2006/11/25	14:03:00	169.6	168.3	160.8	130.9	125.5	149.2	169.4	67.3	150.2	153.8	135.1	137.8	65.5	65.8	65.4	65.5	-0.10	-0.01	0.00
2006/11/25	14:04:00	169.5	168.2	160.7	130.9	125.4	149.3	169.3	67.3	150.4	153.8	135.0	137.8	65.2	65.8	65.4	65.3	-0.10	-0.01	0.00
2006/11/25	14:05:00	169.5	168.2	160.8	130.9	125.0	149.0	169.3	67.6	150.3	153.8	135.0	137.6	65.1	65.4	65.3	65.3	-0.10	-0.01	0.00
2006/11/25	14:06:00	169.5	168.1	160.7	130.9	125.1	149.0	169.3	67.6	150.3	153.7	135.0	137.6	65.4	65.2	65.7	64.8	-0.10	-0.01	0.00
2006/11/25	14:07:00	169.5	168.1	160.7	131.0	125.1	149.0	169.3	67.6	150.3	153.6	135.0	137.6	65.2	64.8	65.3	65.0	-0.10	-0.01	0.00
2006/11/25	14:08:00	169.4	168.0	160.5	130.8	125.3	149.0	169.3	67.8	150.1	153.5	134.9	137.5	65.5	64.8	65.6	64.8	-0.10	-0.01	0.00
2006/11/25	14:09:00	169.4	168.1	160.5	130.8	125.5	149.2	169.1	67.6	150.2	153.5	134.8	137.5	65.7	66.1	65.7	65.3	-0.10	-0.01	0.00
2006/11/25	14:10:00	169.4	168.1	160.5	130.8	125.3	149.0	169.1	70.3	150.3	153.5	134.8	137.5	65.2	65.9	65.9	65.6	-0.10	-0.01	0.00
2006/11/25	14:11:00	169.3	168.0	160.5	130.9	124.9	149.0	169.1	70.1	150.2	153.5	134.9	137.6	64.8	66.0	65.2	65.6	-0.10	-0.01	0.00
2006/11/25	14:12:00	169.4	168.1	160.5	130.9	125.1	149.2	169.3	67.3	150.2	153.6	135.0	137.6	65.4	66.0	65.4	65.8	-0.10	-0.01	0.00
2006/11/25	14:13:00	169.4	167.9	160.5	131.0	125.1	149.2	169.3	67.2	150.3	153.6	135.0	137.6	65.4	66.1	65.8	65.6	-0.10	-0.01	0.00
2006/11/25	14:14:00	169.3	168.0	160.5	131.0	125.3	149.2	169.1	72.6	150.4	153.6	134.9	137.5	65.5	65.9	65.9	65.5	-0.10	-0.01	0.00
2006/11/25	14:15:00	169.3	168.0	160.5	130.9	125.3	149.0	169.1	67.1	150.3	153.6	134.8	137.5	65.5	66.2	65.5	65.6	-0.10	-0.01	0.00
2006/11/25	14:16:00	169.3	167.8	160.4	130.9	125.0	149.0	169.1	67.1	149.9	153.5	134.8	137.4	65.8	65.6	65.5	65.3	-0.10	-0.01	0.00
2006/11/25	14:17:00	169.3	167.7	160.4	130.8	125.3	148.9	168.9	67.1	150.1	153.5	134.8	137.4	65.8	65.4	65.8	65.0	-0.10	-0.01	0.00
2006/11/25	14:18:00	169.1	167.8	160.3	130.8	124.9	148.9	168.8	72.9	149.7	153.3	134.7	137.4	66.0	66.2	65.6	65.1	-0.10	-0.01	0.00
2006/11/25	14:19:00	169.0	167.6	160.2	130.8	124.7	148.9	168.8	67.2	150.0	153.3	134.7	137.3	65.9	66.1	65.9	65.4	-0.10	-0.01	0.00
2006/11/25	14:20:00	169.0	167.7	160.3	130.8	124.3	148.7	168.8	67.1	149.8	153.3	134.7	137.3	65.8	66.0	65.9	65.4	-0.10	-0.01	0.00
2006/11/25	14:21:00	168.9	167.5	160.2	130.8	124.5	148.7	168.5	67.1	149.8	153.3	134.6	137.3	65.5	65.9	65.8	65.3	-0.10	-0.01	0.00
2006/11/25	14:22:00	168.8	167.4	160.0	130.5	124.5	148.5	168.5	69.1	149.9	153.2	134.6	137.3	65.1	65.8	65.6	65.2	-0.10	-0.01	0.00
2006/11/25	14:23:00	168.8	167.4	160.0	130.5	125.0	148.5	168.5	76.2	149.7	153.2	134.6	137.3	65.1	65.3	65.4	65.2	-0.10	-0.01	0.00
2006/11/25	14:24:00	168.8	167.3	160.0	130.6	124.7	148.5	168.3	76.9	149.5	153.2	134.6	137.3	66.0	65.3	66.1	65.5	-0.10	-0.01	0.00
2006/11/25	14:25:00	168.8	167.3	160.0	130.6	124.5	148.5	168.4	67.2	149.5	153.2	134.5	137.1	65.5	65.8	65.7	65.3	-0.10	-0.01	0.00
2006/11/25	14:26:00	168.6	167.3	160.0	130.5	124.2	148.5	168.4	66.6	149.5	153.2	134.5	137.1	65.6	66.2	65.9	65.6	-0.10	-0.01	0.00
2006/11/25	14:27:00	168.6	167.4	159.9	130.5	124.5	148.3	168.4	68.0	149.8	153.1	134.5	137.1	65.7	66.1	66.0	65.6	-0.10	-0.01	0.00
2006/11/25	14:28:00	168.6	167.3	160.0	130.4	124.5	148.3	168.3	67.5	149.7	153.1	134.4	137.1	65.7	65.9	66.0	65.7	-0.10	0.00	0.00
2006/11/25	14:29:00	168.5	167.1	159.9	130.6	124.7	148.3	168.4	69.6	149.5	153.1	134.4	137.1	65.8	65.7	66.0	65.5	-0.10	-0.01	0.00
2006/11/25	14:30:00	168.5	167.2	159.9	130.4	124.5	148.3	168.3	74.8	149.8	153.1	134.4	137.0	65.8	66.2	66.1	65.5	-0.10	-0.01	0.00
2006/11/25	14:31:00	168.4	167.0	159.7	130.3	124.3	148.5	168.2	66.4	149.5	153.0	134.4	137.0	65.7	66.1	66.0	65.6	-0.10	0.00	0.00
2006/11/25	14:32:00	168.4	167.1	159.8	130.4	124.3	148.3	168.2	66.6	149.5	153.0	134.4	137.0	65.8	66.1	65.9	65.6	-0.10	-0.01	0.00
2006/11/25	14:33:00	168.3	167.1	159.7	130.3	124.6	148.3	168.1	66.6	149.2	152.7	134.3	136.9	65.9	65.9	66.0	65.2	-0.10	0.00	0.00
2006/11/25	14:34:00	168.3	166.9	159.5	130.4	124.1	148.3	168.0	66.6	149.3	152.7	134.3	136.8	65.7	65.6	65.9	65.0	-0.10	-0.01	0.00
2006/11/25	14:35:00	168.1	166.7	159.3	130.1	124.3	148.0	167.8	66.0	149.0	152.4	134.3	136.8	65.7	65.4	65.3	64.8	-0.10	0.00	0.00
2006/11/25	14:36:00	168.1	166.8	159.3	130.0	124.0	148.0	167.7	65.9	149.2	152.5	134.2	136.8	65.5	65.7	65.8	65.2	-0.10	0.00	0.00
2006/11/25	14:37:00	168.0	166.7	159.2	130.0	124.5	147.8	167.7	65.4	149.0	152.4	134.1	136.7	65.7	65.8	65.8	65.1	-0.10	0.00	0.00
2006/11/25	14:38:00	168.0	166.8	159.2	129.9	124.1	147.8	167.6	67.1	149.0	152.3	134.1	136.7	65.8	65.9	65.8	65.2	-0.10	-0.01	0.00
2006/11/25	14:39:00	167.9	166.5	159.0	129.9	124.1	147.8	167.5	71.3	148.7	152.3	134.0	136.6	65.5	65.7	65.5	65.0	-0.10	0.00	0.00
2006/11/25	14:40:00	167.8	166.5	159.0	129.9	124.2	147.8	167.5	65.7	148.9	152.2	134.1	136.6	65.6	65.4	65.4	65.4	-0.10	0.00	0.00
2006/11/25	14:41:00	167.9	166.5	159.2	129.9	124.2	148.0	167.4	65.7	148.8	152.1	133.9	136.5	65.7	65.8	65.4	64.8	-0.10	0.00	0.00
2006/11/25	14:42:00	167.8	166.4	159.0	129.9	123.9	147.7	167.3	76.4	148.5	151.8	133.9	136.5	65.6	65.4	65.7	64.4	-0.10	0.00	0.00
2006/11/25	14:43:00	167.7	166.4	159.0	129.8	124.1	147.5	167.2	65.2	148.8	151.9	133.9	136.5	65.9	65.7	65.6	64.6	-0.10	-0.01	0.00
2006/11/25	14:44:00	167.6	166.3	158.8	129.8	123.9	147.5	167.2	66.1	148.7	152.0	133.9	136.4	65.3	65.3	65.3	64.8	-0.10	0.00	0.00
2006/11/25	14:45:00	167.5	166.3	158.8	129.8	123.7	147.5	167.2	65.2	148.7	151.9	133.7	136.4	64.8	65.4	65.1	64.8	-0.10	-0.01	0.00
2006/11/25	14:46:00	167.5	166.2	158.8	129.8	123.4	147.5	167.1	73.6	148.7	152.0	133.7	136.4	65.8	65.4	65.0	65.2	-0.10	0.00	0.00
2006/11/25	14:47:00	167.5	166.1	158.8	129.9	123.6	147.5	167.2	64.8	148.7	152.1	133.7	136.3	65.6	65.4	65.0	65.3	-0.10	-0.01	0.00
2006/11/25	14:48:00	167.5	166.1	158.8	129.8	123.7	147.5	167.1	65.4	148.3	152.0	133.8	136.3	65.6	65.3	65.8	65.3	-0.10	-0.01	0.00
2006/11/25	14:49:00	167.4	166.0	158.8	129.8	123.4	147.3	167.1	67.1	148.3	151.9	133.8	136.3	65.8	65.6	65.2	64.6	-0.10	0.00	0.00
2006/11																				

Heat Decay Run

3-710

for Model AOS-025, AOS-050, and AOS-100 Transport Packages, Rev. G, July 27, 2012 (Docket No. 71-9316)

Radioactive Material Transport Packaging System Safety Analysis Report

Date	Time	TC1	TC2	TC3	TC4	TC5	TC6	TC7	TC8	TC9	TC10	TC11	TC12	TC13	TC14	TC15	TC16	VDC	Amps	Watts
2006/11/25	14:52:00	167.2	165.9	158.5	129.7	123.7	147.3	166.8	65.0	148.3	151.6	133.5	136.2	65.4	65.7	65.5	65.0	-0.10	0.00	0.00
2006/11/25	14:53:00	167.2	165.8	158.5	129.6	123.9	147.5	166.8	64.8	148.5	151.6	133.5	136.2	65.5	66.0	65.7	65.6	-0.10	0.00	0.00
2006/11/25	14:54:00	167.2	165.9	158.5	129.7	124.1	147.3	166.7	65.3	148.3	151.7	133.5	136.2	65.6	65.9	65.7	65.1	-0.10	-0.01	0.00
2006/11/25	14:55:00	167.1	165.9	158.5	129.7	123.9	146.8	166.7	72.7	148.5	151.7	133.5	136.2	65.5	65.7	65.4	65.3	-0.10	-0.01	0.00
2006/11/25	14:56:00	167.0	165.8	158.5	129.6	123.5	147.0	166.6	70.6	148.5	151.6	133.5	136.2	65.3	65.8	65.5	65.3	-0.10	0.00	0.00
2006/11/25	14:57:00	167.0	165.7	158.5	129.6	123.2	147.1	166.7	64.6	148.5	151.6	133.5	136.2	65.1	65.4	65.3	64.6	-0.10	0.00	0.00
2006/11/25	14:58:00	166.9	165.6	158.5	129.5	123.4	147.0	166.6	67.2	148.3	151.5	133.5	136.2	64.8	65.6	65.3	64.8	-0.10	0.00	0.00
2006/11/25	14:59:00	166.8	165.6	158.3	129.4	123.3	147.0	166.5	65.7	148.2	151.5	133.4	136.0	65.2	65.3	65.4	65.0	-0.10	0.00	0.00
2006/11/25	15:00:00	166.8	165.4	158.3	129.4	123.2	146.8	166.4	63.7	148.3	151.5	133.3	136.0	65.2	65.8	65.4	65.2	-0.10	0.00	0.00
2006/11/25	15:01:00	166.7	165.3	158.2	129.4	122.9	146.6	166.4	64.0	148.0	151.4	133.3	136.0	65.4	65.7	65.3	65.3	-0.10	-0.01	0.00
2006/11/25	15:02:00	166.7	165.3	158.0	129.3	123.4	146.6	166.3	64.2	148.3	151.5	133.3	135.9	65.4	65.6	65.4	65.0	-0.10	-0.01	0.00
2006/11/25	15:03:00	166.6	165.3	158.0	129.3	123.4	146.8	166.3	63.9	148.3	151.5	133.3	135.9	65.2	65.1	65.4	65.4	-0.10	-0.01	0.00
2006/11/25	15:04:00	166.6	165.3	158.0	129.3	123.3	146.8	166.3	66.4	147.8	151.3	133.3	135.9	65.3	65.0	65.6	64.6	-0.10	-0.01	0.00
2006/11/25	15:05:00	166.5	165.2	158.0	129.3	123.5	146.6	166.3	63.6	147.8	151.2	133.3	135.9	65.4	65.0	65.6	64.6	-0.10	-0.01	0.00
2006/11/25	15:06:00	166.5	165.2	157.8	129.2	122.8	146.8	166.1	63.7	147.5	151.1	133.3	135.8	65.6	65.2	65.7	64.4	-0.10	-0.01	0.00
2006/11/25	15:07:00	166.5	165.2	157.8	129.2	123.2	146.8	166.1	63.7	147.8	151.2	133.3	135.8	65.2	65.7	65.6	65.1	-0.10	-0.01	0.00
2006/11/25	15:08:00	166.5	165.1	157.8	129.2	123.5	146.6	166.1	63.5	147.8	151.1	133.3	135.8	65.7	65.7	65.8	64.8	-0.10	-0.01	0.00
2006/11/25	15:09:00	166.4	165.0	157.8	129.2	123.3	146.5	166.0	63.6	147.5	151.0	133.2	135.8	65.4	65.5	65.6	64.8	-0.10	-0.01	0.00
2006/11/25	15:10:00	166.4	165.0	157.6	129.1	122.8	146.6	165.9	63.3	147.3	150.8	133.2	135.7	65.5	65.2	65.5	64.6	-0.10	0.00	0.00
2006/11/25	15:11:00	166.3	165.0	157.3	129.0	123.0	146.5	165.9	63.1	147.3	150.7	133.0	135.7	65.4	65.7	65.2	64.6	-0.10	-0.01	0.00
2006/11/25	15:12:00	166.2	165.0	157.5	129.1	123.0	146.3	165.8	69.9	147.5	150.8	133.0	135.7	65.5	65.5	65.7	65.0	-0.10	-0.01	0.00
2006/11/25	15:13:00	166.2	165.0	157.6	129.0	123.4	146.3	165.8	63.4	147.8	150.8	133.0	135.7	65.2	65.7	65.6	65.3	-0.10	-0.01	0.00
2006/11/25	15:14:00	166.2	164.9	157.6	129.1	123.0	146.6	165.7	63.3	147.7	150.9	133.0	135.6	65.7	65.7	65.7	65.4	-0.10	0.00	0.00
2006/11/25	15:15:00	166.1	164.8	157.5	129.1	123.3	146.6	165.7	63.3	147.5	150.8	133.0	135.6	65.7	65.7	65.9	64.8	-0.10	-0.01	0.00
2006/11/25	15:16:00	166.1	164.7	157.5	129.0	123.0	146.5	165.7	63.1	147.5	150.8	133.0	135.5	65.7	65.7	65.7	64.8	-0.10	-0.01	0.00
2006/11/25	15:17:00	166.0	164.7	157.5	129.0	122.9	146.3	165.6	63.2	147.5	150.7	132.9	135.5	65.6	65.1	65.8	65.1	-0.10	-0.01	0.00
2006/11/25	15:18:00	166.0	164.7	157.5	128.9	122.8	146.1	165.6	62.8	147.5	150.5	132.9	135.5	65.7	65.3	65.8	64.6	-0.10	-0.01	0.00
2006/11/25	15:19:00	165.9	164.7	157.3	128.8	123.4	146.3	165.4	62.6	147.5	150.6	132.8	135.4	65.4	65.6	65.7	65.0	-0.10	-0.01	0.00
2006/11/25	15:20:00	165.9	164.5	157.3	128.8	123.3	146.3	165.5	64.6	147.5	150.6	132.8	135.4	65.5	65.7	65.5	65.2	-0.10	-0.01	0.00
2006/11/25	15:21:00	165.8	164.5	157.3	128.8	123.3	146.3	165.4	62.8	147.5	150.5	132.8	135.3	65.7	65.9	65.7	65.4	-0.10	-0.01	0.00
2006/11/25	15:22:00	165.7	164.5	157.3	128.8	123.4	146.0	165.2	62.8	147.5	150.4	132.7	135.3	65.8	65.7	65.6	65.1	-0.10	-0.01	0.00
2006/11/25	15:23:00	165.7	164.5	157.0	128.7	123.2	145.9	165.2	62.3	147.0	150.3	132.7	135.3	65.3	65.9	65.8	64.8	-0.10	-0.01	0.00
2006/11/25	15:24:00	165.7	164.4	157.0	128.6	123.0	146.0	165.1	62.4	147.3	150.3	132.5	135.2	65.5	65.7	65.7	64.8	-0.10	-0.01	0.00
2006/11/25	15:25:00	165.6	164.2	157.0	128.6	122.0	145.8	165.1	62.4	147.3	150.2	132.5	135.1	65.3	65.9	65.6	65.1	-0.10	-0.01	0.00
2006/11/25	15:26:00	165.5	164.2	157.0	128.6	122.2	145.9	165.1	64.2	146.8	150.2	132.5	135.1	65.9	65.6	65.6	64.8	-0.10	-0.01	0.00
2006/11/25	15:27:00	165.5	164.2	157.0	128.6	122.8	146.0	165.1	62.3	147.0	150.3	132.3	135.0	65.7	65.8	65.5	64.6	-0.10	-0.01	0.00
2006/11/25	15:28:00	165.4	164.1	157.0	128.5	123.0	145.9	165.1	62.8	147.1	150.3	132.3	135.0	65.8	66.0	65.8	65.3	-0.10	-0.01	0.00
2006/11/25	15:29:00	165.4	164.0	157.0	128.6	123.0	146.0	165.1	62.8	147.3	150.4	132.3	135.0	65.7	65.9	65.5	65.4	-0.10	-0.01	0.00
2006/11/25	15:30:00	165.3	164.0	156.8	128.5	123.1	146.0	165.0	62.1	147.0	150.4	132.3	135.0	65.5	65.8	65.4	65.5	-0.10	-0.01	0.00
2006/11/25	15:31:00	165.3	164.0	156.8	128.5	123.1	145.8	164.9	62.6	147.1	150.3	132.3	135.0	65.6	65.7	65.4	65.3	-0.10	-0.01	0.00
2006/11/25	15:32:00	165.3	164.0	156.8	128.5	122.5	145.8	164.8	69.3	147.1	150.2	132.3	135.0	65.6	65.8	65.4	65.2	-0.10	-0.01	0.00
2006/11/25	15:33:00	165.2	163.8	156.6	128.4	122.9	145.6	164.8	61.9	146.8	150.1	132.3	135.0	65.6	65.8	65.7	65.4	-0.10	-0.01	0.00
2006/11/25	15:34:00	165.2	164.0	156.6	128.4	122.8	145.8	164.7	64.2	146.8	150.2	132.3	134.9	65.7	65.9	65.7	65.3	-0.10	-0.01	0.00
2006/11/25	15:35:00	165.1	163.9	156.6	128.5	122.9	145.8	164.8	62.0	147.0	150.3	132.3	134.9	65.7	65.7	65.2	65.6	-0.10	-0.01	0.00
2006/11/25	15:36:00	165.1	163.9	156.6	128.5	123.2	145.6	164.7	62.2	147.0	150.2	132.3	134.9	65.8	65.9	65.8	65.4	-0.10	-0.01	0.00
2006/11/25	15:37:00	165.0	163.8	156.5	128.4	122.5	145.8	164.7	63.7	147.0	150.1	132.2	134.9	65.8	66.0	66.0	65.4	-0.10	-0.01	0.00
2006/11/25	15:38:00	164.9	163.8	156.5	128.4	123.0	145.5	164.6	61.8	147.0	150.0	132.3	134.9	65.4	66.0	65.9	65.3	-0.10	-0.01	0.00
2006/11/25	15:39:00	164.8	163.6	156.3	128.4	122.7	145.4	164.5	70.2	146.8	149.9	132.3	134.8	65.5	66.0	65.8	65.4	-0.10	-0.01	0.00
2006/11/25	15:40:00	164.8	163.5	156.3	128.4	122.5	145.4	164.5	69.6	146.8	149.9	132.2	134.8	65.6	65.9	65.5	65.3	-0.10	0.00	0.00
2006/11/25	15:41:00	164.8	163.5	156.3	128.4	122.5	145.6	164.5	67.6	146.6	149.9	132.2	134.7	65.6	65.9	65.5	65.5	-0.10	-0.01	0.00
2006/11/25	15:42:00	164.8	163.5	156.3	128.3	122.7	145.5													

Heat Decay Run

Date	Time	TC1	TC2	TC3	TC4	TC5	TC6	TC7	TC8	TC9	TC10	TC11	TC12	TC13	TC14	TC15	TC16	VDC	Amps	Watts
2006/11/25	15:50:00	164.4	163.1	156.0	128.2	122.5	145.3	164.1	61.3	146.5	149.5	132.0	134.5	65.8	65.8	65.4	65.3	-0.10	0.00	0.00
2006/11/25	15:51:00	164.4	163.1	156.0	128.2	121.8	145.3	164.1	61.7	146.6	149.5	131.8	134.5	65.7	65.6	65.4	65.9	0.00	0.00	0.00
2006/11/25	15:52:00	164.3	163.0	155.9	128.1	122.5	145.1	164.1	61.3	146.6	149.5	131.8	134.5	65.5	65.8	65.4	65.8	0.00	0.00	0.00
2006/11/25	15:53:00	164.3	163.0	155.9	128.1	122.5	145.3	164.0	61.6	146.3	149.5	131.8	134.4	65.6	65.6	66.2	65.2	-0.10	0.00	0.00
2006/11/25	15:54:00	164.2	163.0	155.5	128.1	122.0	145.1	163.9	61.3	146.3	149.4	131.8	134.4	65.9	66.4	65.3	65.5	-0.10	0.00	0.00
2006/11/25	15:55:00	164.2	163.0	155.8	128.0	122.0	145.3	163.9	61.2	146.3	149.4	131.8	134.4	65.5	66.4	65.3	65.5	-0.10	0.00	0.00
2006/11/25	15:56:00	164.2	163.0	155.8	128.1	122.5	145.1	163.9	61.7	146.3	149.4	131.8	134.3	65.9	65.6	65.9	65.3	-0.10	0.00	0.00
2006/11/25	15:57:00	164.2	162.9	155.8	128.0	121.8	145.1	163.9	61.3	146.1	149.4	131.8	134.3	65.6	65.9	66.1	65.2	0.00	0.00	0.00
2006/11/25	15:58:00	164.1	162.9	155.8	128.0	122.0	145.3	163.9	61.8	146.5	149.4	131.6	134.3	65.2	66.3	65.7	65.4	-0.10	0.00	0.00
2006/11/25	15:59:00	164.0	162.8	155.6	127.9	122.0	144.9	163.7	61.1	146.3	149.4	131.6	134.3	66.1	66.1	65.6	66.0	-0.10	0.00	0.00
2006/11/25	16:00:00	164.0	162.7	155.6	127.9	122.4	145.0	163.6	64.6	146.3	149.3	131.5	134.2	65.5	65.6	65.9	65.3	-0.10	0.00	0.00
2006/11/25	16:01:00	163.9	162.7	155.6	127.9	121.8	145.0	163.6	65.9	146.3	149.3	131.5	134.1	65.8	66.0	65.9	65.5	0.00	0.00	0.00
2006/11/25	16:02:00	163.9	162.6	155.5	127.7	121.8	144.9	163.6	60.6	146.3	149.3	131.5	134.1	65.9	66.1	65.6	65.7	0.00	0.00	0.00
2006/11/25	16:03:00	163.8	162.6	155.4	127.8	122.0	144.7	163.4	60.9	146.1	149.2	131.5	134.0	66.0	65.8	65.3	65.5	0.00	0.00	0.00
2006/11/25	16:04:00	163.6	162.4	155.3	127.8	122.2	144.8	163.3	60.4	146.0	149.0	131.5	134.0	65.8	65.7	65.5	65.5	-0.10	0.00	0.00
2006/11/25	16:05:00	163.7	162.4	155.3	127.7	122.3	144.8	163.2	60.6	145.8	149.0	131.5	134.0	65.7	65.7	65.8	65.2	-0.10	0.00	0.00
2006/11/25	16:06:00	163.6	162.3	155.3	127.5	121.8	144.7	163.2	60.1	145.8	148.9	131.5	134.0	65.4	65.6	65.9	64.8	-0.10	0.00	0.00
2006/11/25	16:07:00	163.5	162.3	155.1	127.4	121.3	144.4	163.0	60.0	145.3	148.7	131.3	133.9	65.3	65.1	65.2	64.8	0.00	0.00	0.00
2006/11/25	16:08:00	163.5	162.3	154.9	127.5	122.0	144.6	163.0	64.3	145.4	148.5	131.3	133.9	65.3	65.2	65.4	64.8	0.00	0.00	0.00
2006/11/25	16:09:00	163.4	162.1	154.9	127.4	121.5	144.3	162.9	59.9	145.4	148.5	131.3	133.8	65.5	65.7	65.5	64.8	0.00	0.00	0.00
2006/11/25	16:10:00	163.3	162.0	154.9	127.4	121.5	144.3	162.9	59.7	145.4	148.5	131.3	133.8	65.6	64.8	65.4	65.1	0.00	0.00	0.00
2006/11/25	16:11:00	163.3	162.0	155.0	127.3	121.8	144.4	162.9	59.7	145.3	148.5	131.1	133.8	65.9	65.3	65.5	65.1	0.00	0.00	0.00
2006/11/25	16:12:00	163.3	162.1	154.9	127.4	122.0	144.2	162.9	59.9	144.8	148.3	131.1	133.8	65.7	65.2	65.7	64.6	0.00	0.00	0.00
2006/11/25	16:13:00	163.2	161.9	154.8	127.3	121.8	144.2	162.8	59.4	145.3	148.3	131.1	133.7	65.7	65.7	65.7	64.8	0.00	0.00	0.00
2006/11/25	16:14:00	163.2	162.1	154.8	127.3	121.3	144.3	162.7	59.3	145.3	148.3	131.0	133.7	65.7	65.5	65.6	64.8	0.00	0.00	0.00
2006/11/25	16:15:00	163.2	162.0	154.8	127.3	121.7	144.3	162.7	59.5	145.0	148.3	131.0	133.5	65.8	65.8	65.4	65.0	-0.10	0.00	0.00
2006/11/25	16:16:00	163.0	161.8	154.8	127.3	121.8	144.2	162.6	59.2	144.9	148.2	131.1	133.5	65.9	65.0	65.5	64.8	-0.10	0.00	0.00
2006/11/25	16:17:00	163.0	161.8	154.8	127.3	121.5	143.7	162.6	59.4	144.6	148.0	131.0	133.5	65.5	64.2	65.4	64.4	-0.10	0.00	0.00
2006/11/25	16:18:00	163.0	161.8	154.6	127.3	121.5	143.7	162.7	59.1	144.5	148.0	131.1	133.5	65.4	64.0	65.2	64.3	0.00	0.00	0.00
2006/11/25	16:19:00	162.9	161.6	154.8	127.3	121.5	143.7	162.6	65.3	144.9	148.0	131.0	133.5	65.4	64.6	65.2	64.6	-0.10	0.00	0.00
2006/11/25	16:20:00	162.9	161.7	154.6	127.3	121.7	143.9	162.6	59.7	144.8	148.0	130.9	133.5	65.8	64.3	65.6	64.8	-0.10	0.00	0.00
2006/11/25	16:21:00	162.9	161.7	154.6	127.2	121.7	144.0	162.6	59.8	144.6	148.0	130.9	133.5	65.6	65.8	65.6	64.6	-0.10	0.00	0.00
2006/11/25	16:22:00	162.8	161.6	154.5	127.2	121.7	143.9	162.5	69.9	144.5	147.8	130.9	133.5	65.7	65.1	65.4	64.6	0.00	0.00	0.00
2006/11/25	16:23:00	162.8	161.5	154.4	127.0	121.3	143.9	162.4	59.6	144.4	147.8	130.8	133.4	65.4	65.4	65.4	64.6	-0.10	0.00	0.00
2006/11/25	16:24:00	162.6	161.4	154.3	127.0	121.5	143.7	162.3	58.4	144.6	147.8	130.8	133.3	65.7	65.6	65.0	64.8	-0.10	0.00	0.00
2006/11/25	16:25:00	162.6	161.3	154.2	127.0	121.5	143.7	162.3	58.8	144.6	147.8	130.8	133.3	65.5	65.6	65.6	64.6	-0.10	0.00	0.00
2006/11/25	16:26:00	162.5	161.2	154.2	127.0	121.3	143.8	162.2	58.6	144.5	147.8	130.8	133.3	65.5	65.3	65.6	64.6	-0.10	0.00	0.00
2006/11/25	16:27:00	162.6	161.3	154.3	127.0	121.5	143.9	162.3	58.4	144.1	147.7	130.8	133.3	65.6	64.6	65.6	64.6	-0.10	-0.01	0.00
2006/11/25	16:28:00	162.5	161.2	154.2	127.0	121.5	143.5	162.2	59.9	144.2	147.7	130.8	133.3	65.4	64.6	65.5	64.6	-0.10	-0.01	0.00
2006/11/25	16:29:00	162.5	161.2	154.3	127.0	121.3	143.6	162.2	58.4	144.2	147.5	130.8	133.3	65.6	64.8	65.5	64.6	-0.10	-0.01	0.00
2006/11/25	16:30:00	162.5	161.2	154.3	127.0	121.5	143.4	162.1	58.4	144.1	147.5	130.8	133.3	65.6	64.6	65.4	64.2	-0.10	-0.01	0.00
2006/11/25	16:31:00	162.4	161.2	154.2	127.0	121.5	143.6	162.1	59.1	143.9	147.5	130.8	133.2	65.4	64.4	65.3	64.6	-0.10	-0.01	0.00
2006/11/25	16:32:00	162.4	161.0	154.1	127.0	121.3	143.5	162.1	60.4	144.3	147.5	130.8	133.2	65.4	65.1	65.4	64.6	-0.10	-0.01	0.00
2006/11/25	16:33:00	162.3	161.0	154.1	126.8	121.7	143.4	161.9	58.4	144.4	147.5	130.6	133.2	65.5	64.8	65.4	64.8	-0.10	-0.01	0.00
2006/11/25	16:34:00	162.3	161.0	154.0	126.8	121.3	143.2	161.9	58.4	143.9	147.3	130.5	133.0	65.4	64.8	65.4	64.3	-0.10	-0.01	0.00
2006/11/25	16:35:00	162.2	161.0	153.9	126.8	121.0	143.1	161.8	59.3	143.8	147.3	130.5	133.0	65.3	64.6	65.1	64.1	-0.10	-0.01	0.00
2006/11/25	16:36:00	162.2	161.0	153.8	126.8	121.0	143.2	161.7	58.4	143.4	147.1	130.5	133.0	65.3	64.3	65.0	64.1	-0.10	-0.01	0.00
2006/11/25	16:37:00	162.1	160.8	153.8	126.8	121.1	143.2	161.6	58.6	143.9	147.1	130.4	132.9	65.0	64.1	65.1	64.2	-0.10	-0.01	0.00
2006/11/25	16:38:00	162.1	161.0	153.9	126.8	120.8	143.1	161.7	58.4	144.0	147.1	130.3	132.9	65.1	64.3	65.3	64.3	-0.10	-0.01	0.00
2006/11/25	16:39:00	162.0	160.8	153.7	126.8	121.0	143.3	161.6	58.2	143.9	147.1	130.4	132.9	65.7	64.6	65.3	64.6	-0.10	-0.01	0.00
2006/11/25	16:40:00	161.9	160.8	153.7	126.7	121.3	143.0	161.5	58.4	143.7	147.0	130.3	132.9	65.6	64.3	65.3	64.2	-0.10	-0.01	0.00
2006/11/25	16:41:00	161.9	160.7	153.6	126.5	121.0	142.9	161.4	68.6	143.6	146.8	130.2	132.8	65.2	64.6	65.2	64.2	-0.10	-0.01	0.00
2006/11/25	16:42:00	161.9	160.7	153.5	126.5	121.3	143.0	161.4	64.6	143.4	146.8	130.2	132.7	65.3	65.1	65.0	64.2	-0.10	-0.01	0.00
2006/11/25	16:43:00	161.8	160.5	153.5	126.5	121.1	143.0	161.2	58.2	143.6	146.8	130.2	132.5	65.4	65.5	65.3	64.2	-0.10	-0.01	0.00
2006/11/25	16:44:00	161.7	160.5	153.5	126.3	121.0	143.1	161.0	58.4	143.6	146.8	130.0	132.5	65.4	65.3	65.4	64.6	-0.10	-0.01	0.00
2006/11/25	16:45:00	161.6	160.4	153.4	126.5	120.5	142.8	161.6	57.9	143.7	146.6	129.9	132.5	65.4	65.1	65.5	64.6	-0.10	-0.01	0.00
2006/11/25	16:46:00	161.6	160.4	153.3	126.3	120.8	142.9	161.0	58.1	143.5</										

Heat Decay Run

Date	Time	TC1	TC2	TC3	TC4	TC5	TC6	TC7	TC8	TC9	TC10	TC11	TC12	TC13	TC14	TC15	TC16	VDC	Amps	Watts
2006/11/25	16:48:00	161.5	160.2	153.3	126.3	120.8	143.0	161.0	58.4	143.6	146.6	129.9	132.5	65.2	64.8	64.8	64.6	-0.10	-0.01	0.00
2006/11/25	16:49:00	161.5	160.3	153.3	126.5	121.0	143.1	161.0	60.6	143.3	146.6	130.0	132.3	65.3	64.6	65.1	64.3	-0.10	-0.01	0.00
2006/11/25	16:50:00	161.5	160.3	153.2	126.5	121.0	142.9	161.0	57.7	143.2	146.5	130.0	132.3	64.8	64.3	65.1	64.2	-0.10	-0.01	0.00
2006/11/25	16:51:00	161.4	160.3	153.3	126.3	120.5	143.0	161.0	57.9	143.9	146.6	129.7	132.3	65.0	65.6	65.3	64.6	-0.10	-0.01	0.00
2006/11/25	16:52:00	161.4	160.2	153.2	126.3	120.8	143.0	161.0	58.4	143.9	146.8	129.8	132.3	65.6	64.8	64.8	64.8	-0.10	-0.01	0.00
2006/11/25	16:53:00	161.3	160.0	153.1	126.3	120.4	142.7	161.0	59.3	143.8	146.6	129.6	132.3	65.8	65.3	65.3	65.2	-0.10	-0.01	0.00
2006/11/25	16:54:00	161.2	160.0	153.1	126.3	120.8	142.7	161.0	59.2	143.7	146.6	129.7	132.3	65.6	65.0	65.0	65.0	-0.10	-0.01	0.00
2006/11/25	16:55:00	161.2	159.8	153.0	126.3	120.6	142.9	160.9	58.9	143.8	146.6	129.6	132.2	65.0	65.1	64.8	65.0	-0.10	0.00	0.00
2006/11/25	16:56:00	161.0	159.8	152.9	126.1	120.5	142.7	160.8	59.8	143.4	146.6	129.5	132.2	64.8	64.6	65.1	64.4	-0.10	-0.01	0.00
2006/11/25	16:57:00	161.0	159.8	152.9	126.1	120.5	142.8	160.8	59.4	143.7	146.5	129.5	132.2	65.4	65.3	65.1	64.8	-0.10	-0.01	0.00
2006/11/25	16:58:00	161.2	159.9	153.0	126.3	121.0	142.8	160.9	58.4	143.8	146.6	129.6	132.2	65.5	65.3	64.8	64.8	-0.10	-0.01	0.00
2006/11/25	16:59:00	161.0	159.8	153.0	126.3	120.8	142.8	160.9	65.9	143.8	146.6	129.5	132.2	65.3	65.0	65.2	65.0	-0.10	-0.01	0.00
2006/11/25	17:00:00	161.0	159.8	153.0	126.3	121.0	142.7	160.9	58.6	143.7	146.8	129.5	132.2	65.3	64.8	65.5	65.1	-0.10	-0.01	0.00
2006/11/25	17:01:00	161.0	159.9	153.0	126.3	121.0	142.8	160.9	58.6	143.8	146.8	129.5	132.2	65.2	65.2	65.5	65.2	-0.10	-0.01	0.00
2006/11/25	17:02:00	161.0	159.8	152.9	126.3	120.3	142.8	160.8	58.2	143.7	146.8	129.4	132.2	65.1	65.1	65.6	65.1	-0.10	-0.01	0.00
2006/11/25	17:03:00	160.9	159.9	152.9	126.3	121.0	142.7	160.8	60.0	143.4	146.5	129.5	132.2	65.5	64.8	65.5	64.4	-0.10	-0.01	0.00
2006/11/25	17:04:00	160.9	159.8	152.9	126.3	121.0	142.6	160.7	58.4	143.5	146.5	129.5	132.2	65.3	65.2	65.5	64.6	-0.10	-0.01	0.00
2006/11/25	17:05:00	160.8	159.7	152.9	126.3	120.8	142.7	160.8	58.1	143.9	146.6	129.4	132.2	65.3	66.2	65.4	65.4	-0.10	-0.01	0.00
2006/11/25	17:06:00	160.8	159.7	152.8	126.3	121.0	142.4	160.7	68.0	143.8	146.6	129.4	132.2	65.4	65.4	65.5	65.6	-0.10	-0.01	0.00
2006/11/25	17:07:00	160.9	159.7	153.0	126.3	120.6	142.6	160.7	58.4	143.6	146.6	129.5	132.2	65.4	65.5	65.2	65.2	-0.10	-0.01	0.00
2006/11/25	17:08:00	160.7	159.7	152.8	126.3	120.6	142.6	160.5	58.4	143.5	146.5	129.5	132.0	65.7	65.0	65.4	64.8	-0.10	0.00	0.00
2006/11/25	17:09:00	160.7	159.5	152.7	126.0	120.8	142.3	160.5	58.4	143.2	146.3	129.4	132.0	65.6	64.8	65.3	64.8	-0.10	0.00	0.00
2006/11/25	17:10:00	160.5	159.3	152.6	126.0	120.5	142.5	160.5	58.1	143.4	146.3	129.3	131.8	65.2	65.6	65.5	64.8	-0.10	0.00	0.00
2006/11/25	17:11:00	160.5	159.3	152.7	126.0	120.4	142.1	160.5	58.2	143.5	146.5	129.2	131.8	64.8	65.7	65.5	65.2	-0.10	-0.01	0.00
2006/11/25	17:12:00	160.5	159.3	152.7	126.1	120.3	142.2	160.4	57.8	143.5	146.5	129.1	131.8	64.6	66.0	65.4	65.4	-0.10	-0.01	0.00
2006/11/25	17:13:00	160.5	159.3	152.6	126.0	120.3	142.3	160.4	58.0	143.6	146.3	129.1	131.8	65.0	65.8	65.3	65.3	-0.10	-0.01	0.00
2006/11/25	17:14:00	160.4	159.3	152.6	126.0	120.3	142.3	160.3	57.8	143.6	146.3	129.1	131.8	65.7	65.8	65.1	65.4	-0.10	-0.01	0.00
2006/11/25	17:15:00	160.4	159.3	152.5	126.0	120.3	142.4	160.3	57.9	143.4	146.3	129.2	131.8	65.4	65.7	65.1	65.3	-0.10	-0.01	0.00
2006/11/25	17:16:00	160.3	159.2	152.5	126.0	120.3	142.2	160.3	57.7	143.3	146.3	129.2	131.8	64.8	65.8	65.4	65.5	-0.10	-0.01	0.00
2006/11/25	17:17:00	160.3	159.2	152.5	126.0	120.3	141.8	160.2	57.5	143.5	146.3	129.1	131.8	65.3	66.1	65.3	65.5	-0.10	-0.01	0.00
2006/11/25	17:18:00	160.3	159.0	152.4	126.0	120.3	142.1	160.2	60.1	143.4	146.3	129.1	131.8	64.8	65.7	65.3	65.5	-0.10	-0.01	0.00
2006/11/25	17:19:00	160.2	159.0	152.3	125.8	120.3	142.1	160.0	57.7	143.3	146.3	129.0	131.8	65.1	65.8	65.4	65.5	-0.10	-0.01	0.00
2006/11/25	17:20:00	160.0	158.7	152.2	125.6	119.9	141.9	159.9	57.1	143.3	146.0	128.9	131.6	64.6	65.4	65.3	65.2	-0.10	-0.01	0.00
2006/11/25	17:21:00	159.9	158.5	152.0	125.5	120.0	141.7	159.7	56.8	142.9	145.9	128.9	131.5	65.7	65.7	65.1	65.1	-0.10	-0.01	0.00
2006/11/25	17:22:00	159.8	158.5	151.9	125.4	119.7	141.7	159.7	59.1	142.9	145.9	128.7	131.5	64.8	65.5	65.1	65.3	-0.10	-0.01	0.00
2006/11/25	17:23:00	159.7	158.5	151.8	125.3	119.4	141.3	159.5	62.0	143.1	145.8	128.7	131.3	64.8	65.3	65.0	65.3	-0.10	-0.01	0.00
2006/11/25	17:24:00	159.7	158.5	151.8	125.3	119.6	141.5	159.5	65.3	142.6	145.6	128.7	131.3	65.5	65.1	64.8	65.0	-0.10	-0.01	0.00
2006/11/25	17:25:00	159.7	158.5	151.7	125.3	119.6	141.3	159.5	57.9	142.8	145.6	128.7	131.3	64.6	65.4	64.6	64.8	-0.10	-0.01	0.00
2006/11/25	17:26:00	159.5	158.3	151.7	125.3	119.6	141.2	159.3	56.6	142.6	145.5	128.7	131.3	64.3	65.3	64.6	64.6	-0.10	-0.01	0.00
2006/11/25	17:27:00	159.5	158.3	151.7	125.3	119.3	141.0	159.3	57.5	142.6	145.5	128.6	131.0	65.4	65.0	64.6	64.8	-0.10	-0.01	0.00
2006/11/25	17:28:00	159.5	158.3	151.5	125.3	119.8	141.4	159.3	55.8	142.5	145.5	128.6	131.0	63.9	65.1	64.4	64.8	-0.10	-0.01	0.00
2006/11/25	17:29:00	159.5	158.2	151.6	125.3	119.3	141.3	159.3	56.8	142.6	145.4	128.5	131.0	63.6	65.1	64.2	64.6	-0.10	-0.01	0.00
2006/11/25	17:30:00	159.5	158.2	151.5	125.3	119.6	141.3	159.2	54.9	142.5	145.3	128.6	131.1	65.3	64.6	65.0	64.3	-0.10	-0.01	0.00
2006/11/25	17:31:00	159.5	158.3	151.6	125.3	119.4	141.3	159.3	55.1	142.8	145.5	128.6	131.1	65.2	65.4	65.2	64.8	-0.10	-0.01	0.00
2006/11/25	17:32:00	159.5	158.3	151.5	125.3	119.6	141.4	159.3	53.9	142.5	145.5	128.5	131.1	65.1	65.7	65.5	65.2	-0.10	0.00	0.00
2006/11/25	17:33:00	159.5	158.2	151.6	125.3	119.3	141.3	159.3	54.9	142.6	145.5	128.4	131.1	64.8	65.4	64.8	65.1	-0.10	-0.01	0.00
2006/11/25	17:34:00	159.3	158.2	151.5	125.3	119.4	141.0	159.2	54.1	142.7	145.4	128.5	131.1	63.8	65.1	64.4	64.8	-0.10	-0.01	0.00
2006/11/25	17:35:00	159.3	158.2	151.4	125.3	119.6	141.2	159.0	53.9	142.4	145.3	128.5	131.0	64.2	65.1	64.6	64.6	-0.10	-0.01	0.00
2006/11/25	17:36:00	159.3	158.2	151.4	125.3	119.6	141.0	159.0	53.9	142.2	145.3	128.5	131.0	64.2	65.4	64.8	64.4	-0.10	-0.01	0.00
2006/11/25	17:37:00	159.3	158.0	151.4	125.1	119.4	140.9	159.0	54.9	142.4	145.3	128.4	131.0	63.9	65.1	64.6	64.8	-0.10	-0.01	0.00
2006/11/25	17:38:00	159.2	158.0	151.3	125.1	119.3	141.0	159.0	53.1	142.3	145.3	128.4	130.9	64.6	65.1	64.6	64.8	-0.10	-0.01	0.00
2006/11/25	17:39:00	159.2	158.0	151.3	125.3	119.4	141.2	159.0	53.9	142.5	145.3	128.4	130.9	65.6	65.5	64.6	64.8	-0.10	-0.01	0.00
2006/11/25	17:40:00	159.0	158.0	151.3	125.3	119.4	141.4	159.0	53.3	142.2	145.1	128.4	130.9	65.0	65.4	65.2	64.4	-0.10	-0.01	0.00
2006/11/25	17:41:00	159.0	157.8	151.3	125.1	119.4	141.2	159.0	56.0	142.6	145.3	128.4	130.9	64.1	65.6	64.6	65.0	-0.10	-0.01	0.00
2006/11/25	17:42:00	159.0	158.0	151.3	125.3	119.6	140.7	159.0	55.5	142.6	145.4	128.3	130.9	64.0	65.2	64.3	64.4	-0.10	-0.01	0.00
2006/11/25	17:43:00	159.0	157.8	151.3	125.3	119.6	141.0	159.0	59.6	142.5	145.4	128.4	130.8	65.3	64.8	64.3	64.6	-0.10	-0.01	0.00
2006/11/25	17:44:00	159.0	157.8	151.3	125.1	119.7	141.0	158.8	52.6	142.2										

Heat Decay Run

Date	Time	TC1	TC2	TC3	TC4	TC5	TC6	TC7	TC8	TC9	TC10	TC11	TC12	TC13	TC14	TC15	TC16	VDC	Amps	Watts
2006/11/25	17:46:00	159.0	157.8	151.2	125.0	118.9	140.8	158.8	53.6	142.4	145.3	128.3	130.8	64.4	65.2	64.4	64.2	-0.10	-0.01	0.00
2006/11/25	17:47:00	158.8	157.8	151.2	125.1	119.2	141.0	158.8	59.6	142.4	145.1	128.3	130.8	64.2	65.3	64.8	65.1	-0.10	-0.01	0.00
2006/11/25	17:48:00	158.8	157.8	151.0	125.0	119.6	141.0	158.7	55.7	142.0	145.0	128.3	130.8	65.0	65.3	64.3	64.8	-0.10	-0.01	0.00
2006/11/25	17:49:00	158.8	157.8	151.0	125.0	119.2	140.5	158.7	54.4	142.1	145.0	128.2	130.8	64.6	65.6	64.6	64.8	-0.10	-0.01	0.00
2006/11/25	17:50:00	158.8	157.5	150.9	124.9	118.9	140.7	158.5	53.6	142.0	144.9	128.1	130.8	64.0	65.4	64.3	64.8	-0.10	-0.01	0.00
2006/11/25	17:51:00	158.8	157.5	151.0	124.7	119.1	140.5	158.5	53.4	142.0	144.9	128.1	130.6	64.3	64.1	64.2	64.6	-0.10	-0.01	0.00
2006/11/25	17:52:00	158.5	157.3	150.8	124.8	119.1	140.5	158.3	52.9	141.7	144.8	128.0	130.5	65.1	65.0	64.6	64.3	-0.10	-0.01	0.00
2006/11/25	17:53:00	158.5	157.5	150.7	124.6	119.0	140.7	158.3	52.6	142.0	144.8	128.0	130.5	64.1	65.1	63.8	64.6	-0.10	-0.01	0.00
2006/11/25	17:54:00	158.5	157.3	150.8	124.7	118.9	140.5	158.3	52.9	142.1	144.8	128.0	130.5	64.0	64.8	64.1	64.4	-0.10	-0.01	0.00
2006/11/25	17:55:00	158.5	157.1	150.7	124.6	118.7	140.3	158.3	52.7	141.6	144.6	128.0	130.5	63.5	64.8	64.6	64.4	-0.10	-0.01	0.00
2006/11/25	17:56:00	158.5	157.3	150.5	124.5	118.8	140.3	158.2	52.5	141.7	144.6	127.9	130.4	64.0	65.0	64.2	64.4	-0.10	-0.01	0.00
2006/11/25	17:57:00	158.3	157.1	150.6	124.6	118.7	140.2	158.2	52.2	141.8	144.5	127.9	130.4	63.8	64.8	63.9	64.6	-0.10	-0.01	0.00
2006/11/25	17:58:00	158.3	157.1	150.6	124.6	118.9	140.4	158.0	52.9	141.6	144.4	127.9	130.3	64.4	65.3	63.9	64.2	-0.10	-0.01	0.00
2006/11/25	17:59:00	158.3	157.1	150.5	124.6	118.7	140.0	158.0	52.6	141.7	144.4	127.9	130.3	64.2	65.1	64.1	64.2	-0.10	-0.01	0.00
2006/11/25	18:00:00	158.3	157.1	150.6	124.6	118.6	140.2	158.0	55.6	141.7	144.4	127.8	130.3	64.2	65.1	64.1	64.6	-0.10	-0.01	0.00
2006/11/25	18:01:00	158.2	157.0	150.6	124.6	118.7	140.2	158.0	52.4	141.7	144.4	127.8	130.3	63.8	65.2	64.0	64.6	-0.10	-0.01	0.00
2006/11/25	18:02:00	158.2	157.0	150.5	124.6	118.6	140.2	158.0	52.1	141.7	144.4	127.8	130.3	63.4	65.2	64.0	64.6	-0.10	-0.01	0.00
2006/11/25	18:03:00	158.2	157.0	150.5	124.5	119.2	140.0	158.0	54.7	141.7	144.4	127.8	130.3	63.7	64.6	64.2	64.0	-0.10	-0.01	0.00
2006/11/25	18:04:00	158.0	157.0	150.4	124.5	118.6	140.2	157.8	51.8	141.8	144.3	127.8	130.3	64.4	64.8	64.4	64.6	-0.10	-0.01	0.00
2006/11/25	18:05:00	158.0	157.0	150.4	124.5	118.6	140.0	157.8	54.2	141.7	144.4	127.8	130.3	64.3	65.4	64.6	64.8	0.00	0.00	0.00
2006/11/25	18:06:00	158.0	156.8	150.3	124.5	118.5	140.0	157.8	54.9	141.4	144.3	127.8	130.2	64.4	65.2	64.4	64.8	0.00	0.00	0.00
2006/11/25	18:07:00	158.0	156.8	150.3	124.4	118.9	140.0	157.8	57.0	141.5	144.3	127.8	130.2	64.6	64.2	64.8	64.6	0.00	0.00	0.00
2006/11/25	18:08:00	158.0	156.8	150.3	124.4	118.9	140.0	157.8	52.1	141.4	144.2	127.7	130.2	65.0	64.2	64.3	64.8	0.00	0.00	0.00
2006/11/25	18:09:00	157.8	156.6	150.1	124.2	118.4	139.8	157.6	51.6	141.4	144.1	127.7	130.2	65.3	65.1	64.6	64.6	0.00	0.00	0.00
2006/11/25	18:10:00	157.8	156.5	150.1	124.2	118.3	139.8	157.6	51.7	141.4	144.1	127.5	130.0	65.2	65.4	64.8	64.6	0.00	0.00	0.00
2006/11/25	18:11:00	157.8	156.5	150.0	124.1	118.4	139.8	157.5	51.3	141.4	144.1	127.5	129.9	64.8	65.1	64.1	65.0	-0.10	0.00	0.00
2006/11/25	18:12:00	157.8	156.5	150.0	124.2	118.5	139.7	157.5	51.7	141.0	143.9	127.5	129.9	64.6	63.8	64.1	63.7	-0.10	0.00	0.00
2006/11/25	18:13:00	157.6	156.5	149.9	124.1	118.5	139.8	157.5	51.5	141.4	144.0	127.5	130.0	64.2	64.8	64.4	64.1	-0.10	0.00	0.00
2006/11/25	18:14:00	157.8	156.5	150.0	124.2	118.3	139.8	157.5	51.4	141.2	144.1	127.5	130.0	64.8	65.2	64.2	64.2	0.00	0.00	0.00
2006/11/25	18:15:00	157.6	156.3	149.9	124.1	118.2	139.7	157.5	50.9	141.4	144.0	127.5	130.0	64.8	65.1	64.2	64.6	-0.10	0.00	0.00
2006/11/25	18:16:00	157.5	156.3	149.8	124.0	118.4	139.5	157.5	50.9	141.4	144.0	127.4	129.9	63.9	65.1	64.6	64.8	-0.10	0.00	0.00
2006/11/25	18:17:00	157.5	156.3	149.8	124.1	118.6	139.7	157.3	50.7	141.3	144.0	127.4	129.9	63.9	65.2	64.0	64.6	0.00	0.00	0.00
2006/11/25	18:18:00	157.5	156.3	149.5	124.1	118.4	139.7	157.3	50.5	140.8	143.9	127.4	129.9	64.1	65.1	64.0	64.1	0.00	-0.01	0.00
2006/11/25	18:19:00	157.5	156.3	149.7	124.1	118.1	139.8	157.3	50.5	141.3	143.9	127.3	129.8	64.4	65.1	64.3	64.4	-0.10	0.00	0.00
2006/11/25	18:20:00	157.3	156.1	149.5	124.0	118.5	139.7	157.1	51.4	141.0	143.9	127.3	129.8	64.8	64.8	64.8	63.9	-0.10	0.00	0.00
2006/11/25	18:21:00	157.3	156.1	149.5	124.0	118.3	139.3	157.1	55.7	141.0	143.8	127.3	129.8	64.4	65.3	64.8	63.9	-0.10	0.00	0.00
2006/11/25	18:22:00	157.3	156.0	149.5	123.9	118.3	139.5	157.1	56.1	141.0	143.8	127.3	129.8	65.2	65.3	64.6	64.8	-0.10	0.00	0.00
2006/11/25	18:23:00	157.3	156.1	149.7	123.8	118.5	139.5	157.1	54.4	140.9	143.7	127.4	129.8	64.1	64.6	64.4	64.2	-0.10	0.00	0.00
2006/11/25	18:24:00	157.3	156.0	149.5	124.0	118.6	139.3	157.1	49.4	140.9	143.8	127.2	129.7	64.1	64.6	64.1	64.3	-0.10	-0.01	0.00
2006/11/25	18:25:00	157.1	155.9	149.5	123.9	118.1	139.3	157.0	51.8	140.9	143.7	127.2	129.7	64.4	64.3	64.1	64.1	-0.10	-0.01	0.00
2006/11/25	18:26:00	157.0	155.9	149.4	123.8	118.0	139.0	156.8	51.1	140.7	143.6	127.0	129.6	63.5	64.8	63.7	64.3	-0.10	0.00	0.00
2006/11/25	18:27:00	157.0	155.9	149.4	123.7	117.8	139.0	156.8	52.3	140.8	143.5	127.0	129.5	63.9	64.2	63.9	64.3	-0.10	-0.01	0.00
2006/11/25	18:28:00	157.0	155.8	149.2	123.7	118.2	139.3	156.8	50.7	140.5	143.5	127.0	129.5	64.8	64.6	64.6	64.1	-0.10	0.00	0.00
2006/11/25	18:29:00	157.0	155.8	149.3	123.7	118.3	139.0	156.8	51.6	140.5	143.4	127.0	129.5	64.0	64.0	63.8	64.2	-0.10	-0.01	0.00
2006/11/25	18:30:00	157.0	155.8	149.2	123.6	118.2	139.2	156.8	50.3	140.5	143.5	127.0	129.5	63.9	63.7	63.7	63.5	-0.10	-0.01	0.00
2006/11/25	18:31:00	156.8	155.8	149.2	123.6	117.9	139.0	156.6	50.6	140.5	143.3	127.0	129.5	64.2	63.9	64.1	63.6	-0.10	-0.01	0.00
2006/11/25	18:32:00	156.8	155.6	149.2	123.5	117.9	139.0	156.6	55.6	140.7	143.4	126.8	129.4	64.2	64.8	64.3	64.1	-0.10	-0.01	0.00
2006/11/25	18:33:00	156.8	155.6	149.2	123.6	117.8	139.0	156.6	57.9	140.7	143.4	126.8	129.4	64.4	64.8	64.1	64.4	-0.10	-0.01	0.00
2006/11/25	18:34:00	156.8	155.6	149.0	123.6	117.9	139.2	156.6	50.2	140.8	143.4	126.8	129.3	64.0	64.2	63.8	63.9	-0.10	-0.01	0.00
2006/11/25	18:35:00	156.8	155.6	149.2	123.6	117.9	138.8	156.6	50.1	140.8	143.3	127.0	129.3	64.2	64.2	64.2	63.8	-0.10	0.00	0.00
2006/11/25	18:36:00	156.8	155.5	149.0	123.5	117.8	139.2	156.5	49.9	140.7	143.3	126.8	129.3	63.7	64.8	63.8	64.4	-0.10	-0.01	0.00
2006/11/25	18:37:00	156.6	155.3	149.0	123.6	117.6	139.0	156.5	49.9	140.5	143.1	126.8	129.3	64.1	64.8	63.6	64.3	-0.10	-0.01	0.00
2006/11/25	18:38:00	156.6	155.5	148.7	123.5	117.7	138.8	156.5	50.9	140.5	143.2	126.8	129.3	63.9	64.6	64.0	64.4	-0.10	0.00	0.00
2006/11/25	18:39:00	156.6	155.4	149.0	123.5	118.1	139.0	156.5	49.9	140.2	143.1	126.8	129.2	64.3	64.2	64.2	63.5	-0.10	-0.01	0.00
2006/11/25	18:40:00	156.5	155.4	149.0	123.4	117.7	138.8	156.5	54.4	140.0	143.0	126.8	129.2	64.4	63.7	63.9	63.6	-0.10	0.00	0.00
2006/11/25	18:41:00	156.5	155.4	148.9	123.4	117.7	139.0	156.3	54.5	140.0	143.0	126.8	129.1	64.2	63.6	64.3	63.5	-0.10	-0.01	0.00
2006/11/25	18:42:00	156.5	155.3	148.9	123.4	117.8	138.8	156.3	50.0	140.4</										

Heat Decay Run

Radioactive Material Transport Packaging System Safety Analysis Report
for Model AOS-025, AOS-050, and AOS-100 Transport Packages, Rev. G, July 27, 2012 (Docket No. 71-9316)

3-715

Date	Time	TC1	TC2	TC3	TC4	TC5	TC6	TC7	TC8	TC9	TC10	TC11	TC12	TC13	TC14	TC15	TC16	VDC	Amps	Watts
2006/11/25	19:42:00	153.2	151.9	145.5	120.8	115.6	135.5	152.5	44.9	136.6	139.3	124.4	126.8	63.3	63.2	63.3	62.2	-0.10	-0.01	0.00
2006/11/25	19:43:00	153.2	152.0	145.5	120.8	115.6	135.5	152.5	45.3	136.6	139.3	124.3	126.7	63.0	63.2	63.4	62.4	-0.10	-0.01	0.00
2006/11/25	19:44:00	153.2	151.9	145.3	120.6	115.8	135.6	152.4	55.4	136.5	139.2	124.4	126.7	63.3	63.3	63.4	62.4	-0.10	-0.01	0.00
2006/11/25	19:45:00	153.2	151.9	145.4	120.6	115.3	135.7	152.4	54.9	136.5	139.2	124.3	126.7	63.4	62.6	63.4	62.0	-0.10	-0.01	0.00
2006/11/25	19:46:00	153.2	151.9	145.4	120.5	115.2	135.5	152.3	43.9	136.5	139.2	124.2	126.5	63.1	62.8	63.1	62.1	-0.10	-0.01	0.00
2006/11/25	19:47:00	153.1	151.8	145.4	120.6	115.1	135.5	152.3	54.9	136.7	139.2	124.2	126.7	63.2	63.5	63.1	62.4	-0.10	-0.01	0.00
2006/11/25	19:48:00	153.1	151.8	145.3	120.6	114.9	135.4	152.3	54.0	136.6	139.2	124.2	126.5	63.5	63.3	63.2	62.3	-0.10	-0.01	0.00
2006/11/25	19:49:00	153.0	151.9	145.3	120.5	115.6	135.5	152.3	43.9	136.3	139.0	124.2	126.5	63.5	63.2	63.0	62.3	-0.10	0.00	0.00
2006/11/25	19:50:00	153.0	151.8	145.1	120.4	115.0	135.5	152.1	43.7	136.1	139.0	124.2	126.5	63.5	63.1	63.5	62.3	-0.10	-0.01	0.00
2006/11/25	19:51:00	152.9	151.7	145.3	120.5	115.0	135.5	152.1	45.9	136.0	138.8	124.1	126.5	63.5	63.4	63.4	62.3	-0.10	-0.01	0.00
2006/11/25	19:52:00	152.9	151.7	145.3	120.5	115.0	135.7	152.1	44.1	136.5	138.8	124.1	126.5	63.6	63.4	63.4	63.1	-0.10	-0.01	0.00
2006/11/25	19:53:00	152.8	151.5	145.1	120.4	115.6	135.6	152.1	45.5	136.0	138.8	124.1	126.5	63.7	63.2	63.4	62.1	-0.10	-0.01	0.00
2006/11/25	19:54:00	152.8	151.8	145.3	120.5	115.2	135.6	152.2	45.0	136.3	139.0	124.1	126.5	63.2	63.4	63.7	62.3	-0.10	-0.01	0.00
2006/11/25	19:55:00	152.9	151.6	145.4	120.8	115.6	135.8	152.4	44.1	136.2	139.2	124.2	126.5	63.8	63.2	63.6	62.3	-0.10	-0.01	0.00
2006/11/25	19:56:00	152.8	151.7	145.4	121.0	115.6	135.7	152.4	52.9	136.7	139.2	124.1	126.5	63.7	63.7	63.9	63.0	-0.10	-0.01	0.00
2006/11/25	19:57:00	152.8	151.6	145.5	121.0	115.6	135.5	152.5	49.0	136.6	139.2	124.2	126.5	63.8	63.5	64.0	62.6	-0.10	-0.01	0.00
2006/11/25	19:58:00	152.8	151.7	145.5	121.0	115.6	135.9	152.5	57.5	136.8	139.3	124.1	126.5	63.9	63.8	63.8	63.0	-0.10	-0.01	0.00
2006/11/25	19:59:00	152.8	151.8	145.4	121.0	115.9	136.0	152.6	57.1	136.6	139.3	124.1	126.5	64.1	64.0	63.8	63.0	-0.10	-0.01	0.00
2006/11/25	20:00:00	152.8	151.7	145.4	121.0	115.8	136.0	152.6	49.2	136.7	139.3	124.1	126.5	64.0	63.4	64.1	62.6	-0.10	-0.01	0.00
2006/11/25	20:01:00	152.8	151.6	145.4	121.0	115.8	136.0	152.6	48.3	136.6	139.3	124.1	126.5	63.8	63.6	63.8	63.0	-0.10	-0.01	0.00
2006/11/25	20:02:00	152.7	151.6	145.4	121.0	115.8	136.0	152.5	48.3	136.4	139.2	124.2	126.5	63.9	62.8	63.9	62.8	-0.10	-0.01	0.00
2006/11/25	20:03:00	152.7	151.7	145.3	121.0	115.6	135.7	152.5	48.5	136.4	139.2	124.1	126.5	63.9	63.5	63.8	62.6	-0.10	-0.01	0.00
2006/11/25	20:04:00	152.7	151.6	145.3	120.8	115.6	136.0	152.5	49.8	136.5	139.2	124.1	126.3	63.9	63.5	63.9	63.0	-0.10	-0.01	0.00
2006/11/25	20:05:00	152.7	151.5	145.3	121.0	115.8	135.7	152.5	48.1	136.4	139.3	124.0	126.3	64.1	63.3	64.0	62.8	-0.10	-0.01	0.00
2006/11/25	20:06:00	152.6	151.5	145.3	121.0	115.8	135.9	152.5	47.9	136.5	139.3	124.0	126.3	64.2	64.1	64.3	63.0	-0.10	-0.01	0.00
2006/11/25	20:07:00	152.6	151.6	145.3	120.8	115.6	135.9	152.4	47.6	136.5	139.3	124.0	126.3	64.1	63.6	64.2	62.8	-0.10	-0.01	0.00
2006/11/25	20:08:00	152.5	151.5	145.1	121.0	115.6	135.6	152.4	48.2	136.5	139.2	123.9	126.3	62.8	63.7	63.1	63.3	-0.10	-0.01	0.00
2006/11/25	20:09:00	152.5	151.6	145.1	120.8	115.8	135.8	152.4	49.6	136.6	139.3	123.8	126.3	63.8	63.5	63.3	63.4	-0.10	-0.01	0.00
2006/11/25	20:10:00	152.5	151.5	145.1	120.8	115.6	135.9	152.4	48.0	136.6	139.3	123.9	126.3	63.9	63.4	63.8	63.3	-0.10	-0.01	0.00
2006/11/25	20:11:00	152.4	151.3	145.1	120.8	115.6	135.6	152.3	48.0	136.5	139.3	123.7	126.5	63.5	63.4	63.4	63.5	-0.10	0.00	0.00
2006/11/25	20:12:00	152.4	151.3	145.0	120.8	115.6	135.6	152.3	47.4	136.7	139.2	123.7	126.3	63.6	63.2	63.4	63.2	-0.10	-0.01	0.00
2006/11/25	20:13:00	152.3	151.2	144.9	120.6	115.6	135.6	152.2	48.1	136.5	139.0	123.7	126.3	63.3	63.8	64.0	63.0	-0.10	-0.01	0.00
2006/11/25	20:14:00	152.3	151.2	144.9	120.6	115.2	135.6	152.1	50.4	136.5	139.0	123.7	126.3	63.6	63.8	64.0	63.0	-0.10	-0.01	0.00
2006/11/25	20:15:00	152.2	151.2	144.9	120.8	115.4	135.7	152.1	47.4	136.4	139.0	123.7	126.3	63.6	62.8	63.8	62.6	-0.10	-0.01	0.00
2006/11/25	20:16:00	152.2	151.2	144.9	120.8	115.2	135.3	152.1	47.1	136.3	139.0	123.7	126.3	63.8	63.0	63.9	62.8	-0.10	-0.01	0.00
2006/11/25	20:17:00	152.1	151.2	144.9	120.6	115.8	135.4	152.1	47.1	136.3	139.0	123.7	126.1	64.0	63.1	63.7	62.8	-0.10	-0.01	0.00
2006/11/25	20:18:00	152.1	151.1	144.9	120.6	115.3	135.4	152.1	47.4	136.3	139.0	123.7	126.1	63.7	63.0	63.5	62.8	-0.10	-0.01	0.00
2006/11/25	20:19:00	152.0	151.1	144.9	120.6	115.3	135.5	152.0	46.9	136.1	139.0	123.7	126.1	63.8	63.5	63.4	63.0	-0.10	0.00	0.00
2006/11/25	20:20:00	152.0	151.0	144.7	120.6	115.0	135.4	151.9	46.6	136.0	138.8	123.7	126.1	63.9	63.5	64.0	62.8	-0.10	-0.01	0.00
2006/11/25	20:21:00	152.0	151.0	144.7	120.5	115.3	135.4	151.9	46.5	136.3	139.0	123.6	126.1	63.3	64.1	63.7	63.2	-0.10	-0.01	0.00
2006/11/25	20:22:00	152.0	151.0	144.7	120.4	115.3	135.3	151.9	54.9	136.1	138.8	123.5	126.1	64.3	64.0	64.0	62.8	-0.10	0.00	0.00
2006/11/25	20:23:00	151.9	150.9	144.6	120.5	115.2	135.2	151.8	49.9	136.1	138.8	123.7	126.0	64.1	63.6	63.9	62.6	-0.10	0.00	0.00
2006/11/25	20:24:00	151.9	150.9	144.6	120.4	115.2	135.3	151.7	46.1	136.2	138.8	123.6	126.0	63.5	63.1	64.0	63.2	-0.10	-0.01	0.00
2006/11/25	20:25:00	151.9	150.8	144.7	120.4	115.2	135.3	151.7	46.4	136.0	138.6	123.5	126.0	63.8	63.0	64.1	63.0	-0.10	0.00	0.00
2006/11/25	20:26:00	151.8	150.7	144.5	120.4	115.6	135.3	151.6	46.1	135.8	138.5	123.6	126.0	63.9	63.2	64.0	62.8	-0.10	0.00	0.00
2006/11/25	20:27:00	151.8	150.6	144.4	120.3	114.8	135.1	151.6	49.9	135.7	138.5	123.6	126.0	64.3	62.8	63.6	62.6	-0.10	-0.01	0.00
2006/11/25	20:28:00	151.7	150.5	144.4	120.3	115.3	135.2	151.6	45.9	135.8	138.5	123.6	126.0	64.3	63.2	64.0	62.6	-0.10	0.00	0.00
2006/11/25	20:29:00	151.7	150.6	144.4	120.4	115.2	135.3	151.6	46.1	136.0	138.5	123.5	125.8	64.3	63.3	64.0	63.2	-0.10	-0.01	0.00
2006/11/25	20:30:00	151.7	150.7	144.4	120.3	115.2	135.2	151.6	49.8	135.8	138.5	123.5	125.8	64.0	63.3	64.1	63.3	-0.10	0.00	0.00
2006/11/25	20:31:00	151.5	150.5	144.3	120.3	115.2	134.9	151.5	53.8	135.5	138.3	123.5	125.8	63.8	62.8	64.0	62.4	-0.10	0.00	0.00
2006/11/25	20:32:00	151.6	150.5	144.3	120.3	115.2	134.9	151.5	51.9	135.6	138.3	123.4	125.8	64.0	62.8	63.7	62.6	-0.10	-0.01	0.00
2006/11/25	20:33:00	151.6	150.5	144.3	120.3	115.1	134.9	151.5	39.9	135.4	138.1	123.4	125.8	63.5	62.6	63.8	62.3	-0.10	-0.01	0.00
2006/11/25	20:34:00	151.5	150.4	143.9	120.1	114.7	134.3	151.3	39.8	135.1	138.0	123.3	125.6	63.4	62.8	63.4	61.9	-0.10	-0.01	0.00
2006/11/25	20:35:00	151.5	150.3	144.0	120.1	114.5	134.7	151.3	39.7	134.9	138.0	123.2	125.6	63.3	62.1	63.4	62.3	-0.10	0.00	0.00
2006/11/25	20:36:00	151.5	150.2	144.1	120.1	114.7	134.8	151.3	40.3	135.5	138.0	123.1	125.6	63.4	63.3	63.7	62.6	-0.10	-0.01	0.00
2006/11/25	20:37:00	151.4	150.3	144.0	120.1	115.0	135.0	151.3	40.9	135.7	138.1	123.1	125.6	63.3	62.8	63.6	62.8	-0.10		

Heat Decay Run

Date	Time	TC1	TC2	TC3	TC4	TC5	TC6	TC7	TC8	TC9	TC10	TC11	TC12	TC13	TC14	TC15	TC16	VDC	Amps	Watts
2006/11/25	20:40:00	151.3	150.1	144.0	119.9	114.9	134.8	151.1	39.1	135.5	137.9	123.1	125.5	63.6	62.8	63.5	62.6	-0.10	0.00	0.00
2006/11/25	20:41:00	151.2	150.1	143.9	120.0	114.7	134.8	151.1	42.0	135.2	137.9	123.1	125.5	63.7	63.1	63.9	62.4	-0.10	-0.01	0.00
2006/11/25	20:42:00	151.2	150.1	143.9	120.0	114.4	134.9	151.1	38.6	135.4	138.0	123.0	125.4	64.0	63.5	63.3	63.0	-0.10	-0.01	0.00
2006/11/25	20:43:00	151.2	150.0	143.9	120.0	114.7	135.0	151.0	38.2	135.1	137.8	123.0	125.4	63.9	63.3	64.1	62.8	-0.10	0.00	0.00
2006/11/25	20:44:00	151.1	150.0	143.8	119.9	115.1	134.8	151.0	38.3	135.2	137.8	122.9	125.4	63.8	63.2	64.1	62.8	-0.10	0.00	0.00
2006/11/25	20:45:00	151.1	149.9	143.8	119.9	114.8	134.4	150.9	38.4	135.1	137.8	123.1	125.4	63.5	62.4	63.5	62.4	-0.10	0.00	0.00
2006/11/25	20:46:00	151.0	149.9	143.5	119.8	114.7	134.5	150.9	38.3	135.1	137.6	123.0	125.3	63.5	62.3	63.5	62.2	-0.10	0.00	0.00
2006/11/25	20:47:00	151.0	149.9	143.7	119.8	114.6	134.3	150.8	38.2	134.9	137.6	122.9	125.3	63.4	62.3	63.4	62.2	-0.10	-0.01	0.00
2006/11/25	20:48:00	151.0	149.9	143.8	119.8	114.7	134.5	150.8	40.6	134.9	137.6	122.9	125.3	63.4	62.6	63.6	62.4	-0.10	0.00	0.00
2006/11/25	20:49:00	150.9	149.8	143.6	119.8	114.6	134.5	150.7	38.0	135.0	137.6	122.8	125.3	63.4	63.1	63.6	62.3	-0.10	0.00	0.00
2006/11/25	20:50:00	150.8	149.5	143.5	119.8	114.7	134.4	150.7	37.6	135.1	137.5	122.7	125.3	63.4	62.6	63.6	62.6	-0.10	0.00	0.00
2006/11/25	20:51:00	150.8	149.5	143.3	119.7	114.6	134.1	150.7	37.8	134.6	137.4	122.7	125.1	63.5	62.1	63.7	62.3	-0.10	0.00	0.00
2006/11/25	20:52:00	150.7	149.5	143.3	119.7	114.7	134.0	150.6	37.6	134.8	137.4	122.5	125.1	63.6	63.6	63.7	62.6	-0.10	-0.01	0.00
2006/11/25	20:53:00	150.7	149.5	143.4	119.7	114.8	134.5	150.5	43.9	134.9	137.5	122.5	125.1	63.8	63.3	63.9	62.6	-0.10	0.00	0.00
2006/11/25	20:54:00	150.7	149.5	143.4	119.7	114.8	134.4	150.5	37.4	134.9	137.4	122.5	125.1	63.7	63.5	63.9	62.6	-0.10	-0.01	0.00
2006/11/25	20:55:00	150.7	149.5	143.4	119.7	114.9	134.3	150.5	37.2	134.8	137.4	122.5	125.0	63.8	63.3	63.9	62.8	-0.10	0.00	0.00
2006/11/25	20:56:00	150.7	149.5	143.3	119.7	115.0	134.2	150.5	37.4	134.7	137.4	122.5	125.0	63.5	62.8	63.7	62.4	-0.10	0.00	0.00
2006/11/25	20:57:00	150.6	149.5	143.2	119.6	114.8	134.3	150.4	37.4	134.8	137.3	122.5	125.0	63.5	62.8	63.9	62.3	-0.10	-0.01	0.00
2006/11/25	20:58:00	150.6	149.4	143.1	119.6	114.5	133.8	150.4	37.4	134.2	137.1	122.5	124.9	63.2	62.2	63.5	62.0	-0.10	-0.01	0.00
2006/11/25	20:59:00	150.5	149.3	143.0	119.6	114.3	134.0	150.2	37.1	134.1	137.0	122.4	124.9	63.3	63.1	63.2	62.1	-0.10	-0.01	0.00
2006/11/25	21:00:00	150.4	149.2	143.0	119.6	114.5	134.0	150.2	43.5	134.4	137.1	122.4	124.8	63.2	62.1	63.3	62.1	-0.10	-0.01	0.00
2006/11/25	21:01:00	150.4	149.3	143.0	119.6	114.3	133.8	150.2	36.8	134.4	137.0	122.4	124.8	63.2	62.4	63.0	62.1	-0.10	-0.01	0.00
2006/11/25	21:02:00	150.3	149.2	142.9	119.4	114.4	133.9	150.1	37.1	134.6	137.0	122.2	124.8	63.2	63.0	63.3	62.6	-0.10	0.00	0.00
2006/11/25	21:03:00	150.2	149.0	142.9	119.3	114.1	133.5	149.9	37.1	134.1	136.8	122.2	124.7	63.2	62.4	63.1	61.9	-0.10	-0.01	0.00
2006/11/25	21:04:00	150.2	149.0	142.6	119.2	113.9	133.4	149.7	40.1	134.0	136.5	122.0	124.6	63.1	62.4	63.3	61.9	-0.10	-0.01	0.00
2006/11/25	21:05:00	150.0	148.8	142.6	118.9	114.1	133.5	149.5	43.5	134.0	136.3	122.0	124.5	63.2	63.3	63.3	62.2	-0.10	-0.01	0.00
2006/11/25	21:06:00	149.9	148.7	142.5	118.9	114.0	133.5	149.4	39.6	134.1	136.3	121.8	124.4	63.3	63.4	63.3	62.6	-0.10	-0.01	0.00
2006/11/25	21:07:00	149.9	148.7	142.4	118.8	114.1	133.3	149.4	38.7	133.8	136.3	121.8	124.3	63.1	62.8	63.1	61.9	-0.10	-0.01	0.00
2006/11/25	21:08:00	149.8	148.5	142.4	118.7	113.6	133.0	149.3	39.7	133.5	136.2	121.8	124.3	63.3	62.2	63.2	61.9	-0.10	-0.01	0.00
2006/11/25	21:09:00	149.8	148.5	142.3	118.7	113.7	132.9	149.2	35.5	133.8	136.1	121.8	124.3	63.4	62.1	62.8	62.0	-0.10	-0.01	0.00
2006/11/25	21:10:00	149.8	148.5	142.3	118.7	113.3	133.3	149.2	35.7	133.5	136.1	121.7	124.2	63.3	62.4	62.8	62.0	-0.10	-0.01	0.00
2006/11/25	21:11:00	149.7	148.3	142.2	118.6	113.7	133.0	149.0	45.6	133.7	135.9	121.5	124.1	63.2	62.1	63.3	62.0	-0.10	-0.01	0.00
2006/11/25	21:12:00	149.5	148.3	142.2	118.6	113.5	133.0	149.0	45.9	133.5	135.9	121.5	124.1	62.6	62.0	62.8	61.8	-0.10	-0.01	0.00
2006/11/25	21:13:00	149.5	148.2	142.1	118.5	113.8	133.0	148.9	40.3	133.4	135.7	121.5	124.0	62.3	62.8	63.2	62.3	-0.10	-0.01	0.00
2006/11/25	21:14:00	149.4	148.2	142.0	118.4	113.7	132.8	148.8	39.7	133.3	135.6	121.5	124.0	63.3	63.1	63.3	62.2	-0.10	-0.01	0.00
2006/11/25	21:15:00	149.3	148.0	142.0	118.4	113.5	132.9	148.8	34.6	133.5	135.6	121.3	124.0	63.2	63.1	63.3	62.4	-0.10	0.00	0.00
2006/11/25	21:16:00	149.4	148.0	142.0	118.5	113.8	133.0	148.9	37.4	133.4	135.7	121.3	124.0	63.2	62.8	63.4	62.0	-0.10	-0.01	0.00
2006/11/25	21:17:00	149.3	148.2	142.0	118.5	113.7	133.0	148.8	42.9	133.4	135.7	121.5	124.0	63.1	63.1	63.2	62.1	-0.10	-0.01	0.00
2006/11/25	21:18:00	149.3	148.0	142.1	118.6	113.7	133.2	148.9	34.9	133.3	135.8	121.5	124.1	63.1	62.3	63.2	62.2	-0.10	-0.01	0.00
2006/11/25	21:19:00	149.4	148.2	142.1	118.7	113.8	133.0	149.0	35.6	133.5	135.9	121.5	124.1	63.3	62.2	63.4	61.9	-0.10	-0.01	0.00
2006/11/25	21:20:00	149.4	148.3	142.2	118.8	113.8	133.2	149.0	35.4	133.5	135.9	121.5	124.1	63.4	62.8	63.8	62.2	-0.10	0.00	0.00
2006/11/25	21:21:00	149.4	148.3	142.1	118.8	113.9	133.2	149.0	44.7	133.4	135.9	121.7	124.2	63.2	62.4	62.8	62.4	-0.10	0.00	0.00
2006/11/25	21:22:00	149.3	148.3	142.2	118.8	113.9	133.2	149.0	44.7	133.4	136.0	121.5	124.2	63.6	62.6	63.2	62.4	-0.10	0.00	0.00
2006/11/25	21:23:00	149.3	148.2	142.2	118.8	114.0	133.2	149.0	38.3	133.7	136.1	121.5	124.1	63.4	62.8	63.8	62.3	-0.10	-0.01	0.00
2006/11/25	21:24:00	149.2	148.2	142.1	118.9	113.6	133.3	149.0	35.1	133.5	136.0	121.5	124.2	63.7	63.0	63.8	62.2	-0.10	-0.01	0.00
2006/11/25	21:25:00	149.2	148.2	142.1	118.9	113.8	132.9	149.0	37.1	133.4	136.0	121.7	124.2	63.4	62.8	63.6	62.0	-0.10	0.00	0.00
2006/11/25	21:26:00	149.2	148.2	142.1	118.9	113.5	133.0	149.0	35.7	133.5	136.0	121.5	124.1	63.5	63.4	63.6	62.3	-0.10	-0.01	0.00
2006/11/25	21:27:00	149.2	148.2	142.1	118.9	113.8	133.2	149.0	35.6	133.5	136.0	121.3	124.1	63.7	63.2	63.9	62.8	-0.10	0.00	0.00
2006/11/25	21:28:00	149.0	148.2	142.0	118.8	113.7	133.3	149.0	39.1	133.5	136.0	121.3	124.1	63.5	63.0	63.9	63.0	-0.10	-0.01	0.00
2006/11/25	21:29:00	149.0	147.8	142.0	118.8	113.8	133.4	148.9	34.4	133.5	135.8	121.5	124.1	63.7	62.8	64.1	62.8	-0.10	0.00	0.00
2006/11/25	21:30:00	149.0	147.8	141.9	118.8	113.5	133.3	148.9	35.3	133.5	135.9	121.3	124.1	63.6	63.7	63.7	62.8	-0.10	0.00	0.00
2006/11/25	21:31:00	149.0	148.0	141.8	118.7	113.7	133.2	148.9	35.3	133.8	136.0	121.3	124.0	63.3	63.1	63.5	63.0	-0.10	0.00	0.00
2006/11/25	21:32:00	148.9	147.8	141.9	118.7	113.7	133.2	148.8	35.1	133.5	135.9	121.3	124.0	63.3	63.6	63.1	62.6	-0.10	0.00	0.00
2006/11/25	21:33:00	148.9	148.0	141.8	118.7	113.3	133.0	148.8	35.5	133.5	136.0	121.1	123.9	64.1	63.6	63.0	63.4	-0.10	-0.01	0.00
2006/11/25	21:34:00	149.0	148.0	141.9	118.7	113.8	133.2	148.9	38.9	133.8	136.0	121.0	123.9	63.5	63.4	64.0	63.4	-0.10	0.00	0.00
2006/11/25	21:35:00	148.9	147.8	141.8	118.7	113.7	133.2	148.8	34.9	133.5	135.9	121.1	123.9	63.9	63.3	64.1	63.2	-0.10	0.00	0.00
2006/11/25	21:36:00	148.9	147.8	141.8	118.6	113.8	133.0	148.7	34.9	133.7										

Heat Decay Run

Date	Time	TC1	TC2	TC3	TC4	TC5	TC6	TC7	TC8	TC9	TC10	TC11	TC12	TC13	TC14	TC15	TC16	VDC	Amps	Watts
2006/11/25	21:38:00	148.8	147.8	141.7	118.6	113.6	132.9	148.7	34.1	133.5	135.9	121.0	123.8	63.4	63.6	63.7	63.6	-0.10	0.00	0.00
2006/11/25	21:39:00	148.7	147.8	141.7	118.6	113.7	133.0	148.7	36.6	133.5	135.9	120.8	123.8	63.8	64.1	63.8	63.6	-0.10	0.00	0.00
2006/11/25	21:40:00	148.7	147.5	141.6	118.5	113.6	132.9	148.5	34.6	133.5	135.9	120.8	123.8	63.1	63.7	63.0	63.7	-0.10	0.00	0.00
2006/11/25	21:41:00	148.7	147.5	141.6	118.5	113.6	132.9	148.5	34.6	133.4	135.9	121.0	123.7	63.9	63.3	63.3	63.4	-0.10	0.00	0.00
2006/11/25	21:42:00	148.7	147.5	141.6	118.6	113.8	132.9	148.5	35.4	133.5	135.9	121.0	123.7	63.2	63.5	63.4	64.0	-0.10	-0.01	0.00
2006/11/25	21:43:00	148.5	147.5	141.4	118.5	113.7	132.7	148.5	33.9	133.2	135.7	120.8	123.7	63.8	63.7	63.0	63.8	-0.10	0.00	0.00
2006/11/25	21:44:00	148.5	147.5	141.4	118.4	113.3	132.5	148.3	38.0	133.5	135.7	120.8	123.7	62.6	63.5	63.7	63.7	-0.10	-0.01	0.00
2006/11/25	21:45:00	148.5	147.5	141.4	118.4	113.6	132.7	148.3	34.6	133.4	135.6	120.8	123.6	63.4	63.2	63.6	62.8	-0.10	0.00	0.00
2006/11/25	21:46:00	148.5	147.5	141.4	118.5	113.2	132.5	148.3	34.1	133.0	135.6	120.8	123.6	63.9	63.8	63.6	62.6	-0.10	0.00	0.00
2006/11/25	21:47:00	148.5	147.3	141.3	118.4	113.5	132.5	148.3	34.2	133.3	135.5	120.8	123.5	63.6	63.2	63.6	63.1	-0.10	-0.01	0.00
2006/11/25	21:48:00	148.3	147.3	141.3	118.4	113.5	132.5	148.3	33.9	133.2	135.5	120.6	123.5	63.5	63.6	63.5	63.2	-0.10	-0.01	0.00
2006/11/25	21:49:00	148.3	147.3	141.2	118.4	113.7	132.5	148.2	34.2	133.2	135.5	120.8	123.5	63.7	63.4	63.8	63.3	-0.10	-0.01	0.00
2006/11/25	21:50:00	148.3	147.3	141.2	118.4	113.2	132.5	148.0	33.9	132.8	135.4	120.8	123.5	63.7	63.6	63.5	63.2	-0.10	-0.01	0.00
2006/11/25	21:51:00	148.3	147.3	141.2	118.4	113.3	132.5	148.0	33.5	133.0	135.4	120.8	123.5	63.1	63.9	63.8	63.3	-0.10	-0.01	0.00
2006/11/25	21:52:00	148.2	147.1	141.2	118.3	113.3	132.5	148.0	33.5	133.0	135.4	120.6	123.5	63.7	63.6	63.6	63.5	-0.10	-0.01	0.00
2006/11/25	21:53:00	148.2	147.0	141.0	118.3	113.3	132.5	148.0	33.6	133.0	135.3	120.6	123.5	64.1	63.6	64.1	63.2	-0.10	-0.01	0.00
2006/11/25	21:54:00	148.0	147.0	141.0	118.3	113.2	132.5	148.0	40.3	133.0	135.3	120.5	123.5	63.9	63.7	64.1	63.5	-0.10	0.00	0.00
2006/11/25	21:55:00	148.0	147.0	141.0	118.2	113.1	132.5	147.8	33.5	132.9	135.4	120.5	123.4	63.8	63.6	64.0	63.4	-0.10	-0.01	0.00
2006/11/25	21:56:00	148.0	147.0	141.0	118.2	113.2	132.5	147.8	34.4	133.2	135.3	120.5	123.4	63.8	64.0	63.9	63.5	-0.10	0.00	0.00
2006/11/25	21:57:00	148.0	147.0	141.0	118.1	113.3	132.5	148.0	33.3	133.0	135.4	120.5	123.4	63.9	63.3	63.8	63.1	-0.10	0.00	0.00
2006/11/25	21:58:00	148.0	146.8	141.0	118.1	113.5	132.3	147.8	33.5	132.9	135.3	120.5	123.3	64.0	63.4	63.8	63.1	-0.10	0.00	0.00
2006/11/25	21:59:00	148.0	146.8	140.9	118.1	113.2	132.3	147.8	33.4	132.8	135.3	120.5	123.3	64.1	63.9	64.1	63.2	0.00	0.00	0.00
2006/11/25	22:00:00	147.8	146.8	140.8	118.0	113.0	132.3	147.8	33.1	133.0	135.2	120.4	123.2	64.0	64.2	63.9	63.2	0.00	0.00	0.00
2006/11/25	22:01:00	147.8	146.8	140.8	118.0	113.3	132.3	147.7	33.3	132.8	135.3	120.3	123.2	64.0	63.4	64.0	63.5	-0.10	-0.01	0.00
2006/11/25	22:02:00	147.8	146.6	140.7	117.8	113.2	132.2	147.5	32.9	132.5	135.0	120.3	123.1	63.8	63.3	63.7	63.1	-0.10	-0.01	0.00
2006/11/25	22:03:00	147.7	146.5	140.7	117.9	112.8	131.8	147.5	41.1	132.7	135.0	120.3	123.0	63.8	63.9	63.8	63.2	-0.10	0.00	0.00
2006/11/25	22:04:00	147.7	146.6	140.5	117.7	113.2	132.0	147.5	32.5	132.5	134.9	120.3	123.0	63.6	63.8	64.1	63.0	-0.10	0.00	0.00
2006/11/25	22:05:00	147.5	146.3	140.5	117.5	113.0	131.8	147.1	38.9	132.3	134.7	120.3	123.0	63.7	63.9	63.8	63.1	-0.10	0.00	0.00
2006/11/25	22:06:00	147.5	146.3	140.3	117.5	113.0	131.6	147.1	37.6	132.3	134.6	120.1	122.8	63.8	63.7	63.9	63.2	-0.10	-0.01	0.00
2006/11/25	22:07:00	147.3	146.3	140.3	117.3	112.6	131.6	147.0	36.8	132.2	134.5	120.1	122.8	63.6	63.4	63.7	62.8	0.00	0.00	0.00
2006/11/25	22:08:00	147.3	146.0	140.2	117.3	112.6	131.3	146.8	32.6	131.8	134.3	120.1	122.8	63.7	63.3	63.5	62.4	-0.10	-0.01	0.00
2006/11/25	22:09:00	147.3	146.0	140.2	117.3	112.1	131.5	146.8	32.9	132.2	134.3	120.0	122.8	63.1	64.0	63.5	62.8	-0.10	0.00	0.00
2006/11/25	22:10:00	147.3	146.1	140.0	117.3	112.3	131.3	147.0	32.4	132.0	134.4	119.9	122.7	63.5	63.8	63.2	63.1	0.00	0.00	0.00
2006/11/25	22:11:00	147.3	146.1	140.0	117.1	112.3	131.3	146.8	39.8	132.0	134.3	119.9	122.7	63.4	62.8	63.3	62.6	-0.10	0.00	0.00
2006/11/25	22:12:00	147.1	145.9	140.0	117.2	112.3	131.5	146.6	32.2	131.8	134.2	120.1	122.7	63.3	63.0	63.6	62.4	-0.10	-0.01	0.00
2006/11/25	22:13:00	147.1	145.8	139.8	117.2	112.1	131.3	146.6	31.9	131.8	134.2	119.8	122.5	63.4	63.5	63.4	62.6	-0.10	0.00	0.00
2006/11/25	22:14:00	147.1	145.9	140.0	117.2	112.5	131.3	146.6	32.4	131.5	134.2	119.9	122.5	63.4	63.0	63.4	62.4	-0.10	-0.01	0.00
2006/11/25	22:15:00	147.1	145.8	139.8	117.2	112.3	131.0	146.6	31.9	131.5	134.1	119.9	122.5	63.4	62.2	63.1	62.1	-0.10	-0.01	0.00
2006/11/25	22:16:00	147.0	145.9	139.8	117.2	112.3	131.3	146.5	32.2	131.5	134.1	119.8	122.5	63.3	62.4	63.2	62.0	-0.10	0.00	0.00
2006/11/25	22:17:00	147.0	145.9	139.8	117.2	112.1	131.3	146.6	31.8	131.6	134.1	119.8	122.5	63.4	62.8	63.5	62.6	-0.10	-0.01	0.00
2006/11/25	22:18:00	147.0	146.0	139.8	117.3	112.3	131.3	146.6	34.8	131.8	134.2	119.8	122.5	63.4	63.4	63.5	62.8	-0.10	-0.01	0.00
2006/11/25	22:19:00	147.0	146.0	139.8	117.3	112.6	131.5	146.8	35.7	132.0	134.2	119.8	122.5	63.5	62.8	63.6	63.0	-0.10	-0.01	0.00
2006/11/25	22:20:00	147.0	146.0	140.0	117.3	112.6	131.5	146.8	32.5	131.8	134.3	119.8	122.5	63.9	63.1	63.8	63.0	-0.10	0.00	0.00
2006/11/25	22:21:00	147.0	145.9	140.0	117.3	112.8	131.5	146.8	32.9	131.8	134.2	119.9	122.5	63.8	63.7	64.0	62.8	-0.10	-0.01	0.00
2006/11/25	22:22:00	147.0	145.9	140.0	117.3	112.6	131.3	146.8	32.4	131.6	134.3	119.9	122.5	63.6	63.1	63.8	62.8	-0.10	0.00	0.00
2006/11/25	22:23:00	147.0	145.9	139.8	117.3	112.1	131.1	146.8	40.2	131.5	134.2	119.8	122.5	63.6	62.8	63.7	62.3	-0.10	0.00	0.00
2006/11/25	22:24:00	147.0	145.9	139.8	117.5	112.6	131.3	146.8	32.1	131.5	134.2	119.9	122.5	63.9	62.8	63.9	62.3	-0.10	0.00	0.00
2006/11/25	22:25:00	147.0	145.8	140.0	117.3	112.5	131.0	146.8	32.5	131.5	134.1	119.9	122.5	63.5	62.8	63.7	62.6	-0.10	-0.01	0.00
2006/11/25	22:26:00	147.0	145.8	139.8	117.3	112.3	130.9	146.8	40.2	131.5	134.1	119.9	122.5	63.6	63.3	63.4	62.4	-0.10	-0.01	0.00
2006/11/25	22:27:00	146.8	145.8	139.8	117.3	112.6	131.3	146.6	32.4	131.6	134.1	119.8	122.5	63.6	63.5	63.5	62.6	-0.10	0.00	0.00
2006/11/25	22:28:00	146.8	145.8	139.8	117.3	112.8	131.3	146.6	32.5	131.8	134.1	119.7	122.5	63.7	63.4	63.9	62.8	-0.10	0.00	0.00
2006/11/25	22:29:00	146.8	145.6	139.7	117.3	112.8	131.3	146.5	32.4	131.8	134.0	119.8	122.5	63.5	63.6	64.1	62.8	-0.10	0.00	0.00
2006/11/25	22:30:00	146.8	145.6	139.8	117.3	112.6	131.0	146.5	32.4	131.5	134.0	119.6	122.4	63.7	63.4	63.7	62.8	-0.10	0.00	0.00
2006/11/25	22:31:00	146.6	145.5	139.5	117.2	112.5	130.9	146.3	32.1	131.1	133.7	119.6	122.4	63.3	62.3	63.4	62.2	-0.10	0.00	0.00
2006/11/25	22:32:00	146.6	145.5	139.5	117.2	112.1	130.8	146.3	32.2	131.3	133.7	119.6	122.3	63.4	62.8	63.4	62.2	-0.10	0.00	0.00
2006/11/25	22:33:00	146.5	145.4	139.5	117.2	112.3	130.8	146.3	32.4	131.5	133.9	119.4	122.3	63.4	63.5	63.9	63.1	-0.10	-0.01	0.00
2006/11/25	22:34:00	146.5	145.3	139.5	117.2	112.3	130.9	146.3	32.4	131.1</										

Heat Decay Run

3-718
for Model AOS-025, AOS-050, and AOS-100 Transport Packages, Rev. G, July 27, 2012 (Docket No. 71-9316)

Date	Time	TC1	TC2	TC3	TC4	TC5	TC6	TC7	TC8	TC9	TC10	TC11	TC12	TC13	TC14	TC15	TC16	VDC	Amps	Watts
2006/11/25	22:36:00	146.5	145.3	139.5	117.2	112.3	130.9	146.3	31.4	131.5	133.8	119.6	122.2	63.5	62.6	63.3	62.6	-0.10	0.00	0.00
2006/11/25	22:37:00	146.3	145.3	139.3	117.0	112.1	130.2	146.0	31.6	130.9	133.5	119.6	122.0	63.3	62.6	63.3	62.0	-0.10	0.00	0.00
2006/11/25	22:38:00	146.3	145.1	139.2	117.0	111.7	130.8	146.0	37.2	130.9	133.5	119.4	122.0	63.4	62.8	63.2	62.1	-0.10	0.00	0.00
2006/11/25	22:39:00	146.3	145.0	139.2	117.0	111.9	130.8	145.9	31.2	131.3	133.5	119.3	122.0	63.2	63.3	63.2	62.6	-0.10	0.00	0.00
2006/11/25	22:40:00	146.1	145.0	139.2	116.8	112.1	130.8	145.9	31.8	131.0	133.5	119.2	121.8	63.3	62.8	63.6	62.4	-0.10	0.00	0.00
2006/11/25	22:41:00	146.1	144.9	139.0	116.8	111.7	130.5	145.8	31.4	130.8	133.4	119.2	121.8	63.3	62.8	63.5	62.2	-0.10	0.00	0.00
2006/11/25	22:42:00	146.1	145.0	139.0	116.8	111.6	130.8	145.8	32.2	130.8	133.4	119.2	121.8	63.2	62.8	63.3	62.1	-0.10	0.00	0.00
2006/11/25	22:43:00	145.9	144.8	138.8	116.6	111.6	130.8	145.6	30.8	130.8	133.3	119.2	121.8	63.3	62.6	63.0	62.2	-0.10	-0.01	0.00
2006/11/25	22:44:00	145.9	144.8	138.8	116.6	111.9	130.6	145.6	36.6	130.8	133.3	119.1	121.8	63.4	62.4	62.8	62.4	-0.10	-0.01	0.00
2006/11/25	22:45:00	145.9	144.7	138.8	116.6	111.9	130.6	145.6	32.0	130.8	133.2	119.1	121.8	63.5	62.3	63.4	62.2	-0.10	-0.01	0.00
2006/11/25	22:46:00	145.8	144.8	138.8	116.6	111.6	130.1	145.6	30.4	130.6	133.2	119.2	121.8	63.3	62.3	63.4	62.3	-0.10	0.00	0.00
2006/11/25	22:47:00	145.8	144.8	138.8	116.6	111.8	130.5	145.6	30.7	130.6	133.2	119.1	121.8	63.3	62.3	63.3	62.3	-0.10	-0.01	0.00
2006/11/25	22:48:00	145.8	144.7	138.8	116.6	111.7	130.3	145.5	30.7	130.5	133.0	119.1	121.8	63.1	62.4	63.2	62.2	-0.10	-0.01	0.00
2006/11/25	22:49:00	145.8	144.6	138.8	116.6	111.8	130.5	145.5	30.7	130.6	133.0	119.0	121.8	63.3	62.1	63.3	62.4	-0.10	-0.01	0.00
2006/11/25	22:50:00	145.8	144.6	138.8	116.5	111.6	130.1	145.4	38.7	130.4	133.0	118.9	121.7	62.8	62.3	63.3	62.0	-0.10	0.00	0.00
2006/11/25	22:51:00	145.8	144.7	138.6	116.5	111.4	130.2	145.4	30.4	130.2	132.9	119.0	121.7	62.8	62.2	63.2	61.9	-0.10	-0.01	0.00
2006/11/25	22:52:00	145.6	144.6	138.8	116.5	111.3	130.3	145.4	37.1	130.5	132.9	118.9	121.7	63.7	62.8	62.8	62.1	-0.10	-0.01	0.00
2006/11/25	22:53:00	145.6	144.4	138.6	116.5	111.6	130.2	145.4	32.5	130.5	133.0	118.9	121.7	63.5	63.3	63.0	62.6	-0.10	-0.01	0.00
2006/11/25	22:54:00	145.6	144.4	138.6	116.6	111.8	130.3	145.3	30.3	130.5	132.9	118.9	121.7	63.5	63.3	63.3	62.6	-0.10	-0.01	0.00
2006/11/25	22:55:00	145.5	144.4	138.5	116.5	111.7	130.3	145.3	31.6	130.4	132.8	118.8	121.5	63.4	62.4	63.3	62.2	-0.10	-0.01	0.00
2006/11/25	22:56:00	145.5	144.5	138.5	116.5	111.6	130.3	145.3	36.6	130.4	132.8	118.8	121.5	62.8	62.6	63.4	61.8	-0.10	-0.01	0.00
2006/11/25	22:57:00	145.4	144.4	138.5	116.5	111.4	130.4	145.3	29.9	130.5	132.7	118.8	121.5	63.4	63.2	63.3	62.0	-0.10	-0.01	0.00
2006/11/25	22:58:00	145.5	144.5	138.5	116.5	111.7	130.2	145.3	30.3	130.1	132.8	118.8	121.5	63.4	62.3	63.4	62.2	-0.10	0.00	0.00
2006/11/25	22:59:00	145.5	144.3	138.5	116.3	111.9	130.2	145.3	29.9	130.3	132.7	118.8	121.5	63.2	62.8	63.2	62.2	-0.10	-0.01	0.00
2006/11/25	23:00:00	145.5	144.4	138.5	116.6	111.7	130.1	145.3	29.7	130.1	132.7	118.8	121.5	63.1	62.3	63.2	62.0	-0.10	-0.01	0.00
2006/11/25	23:01:00	145.5	144.5	138.5	116.5	111.6	129.8	145.1	29.6	130.1	132.7	118.8	121.5	63.3	62.3	63.1	61.6	-0.10	-0.01	0.00
2006/11/25	23:02:00	145.5	144.3	138.5	116.5	111.4	129.9	145.1	29.4	130.1	132.5	118.8	121.5	63.0	62.3	62.8	61.7	-0.10	-0.01	0.00
2006/11/25	23:03:00	145.4	144.3	138.3	116.5	111.4	130.2	145.1	29.4	130.4	132.7	118.7	121.3	63.0	62.6	63.1	62.2	-0.10	-0.01	0.00
2006/11/25	23:04:00	145.4	144.3	138.5	116.3	111.2	130.2	145.1	30.1	130.2	132.7	118.7	121.3	63.5	62.6	63.4	62.3	-0.10	-0.01	0.00
2006/11/25	23:05:00	145.3	144.2	138.5	116.3	111.6	130.1	145.0	31.9	130.4	132.5	118.6	121.3	63.7	62.8	63.4	62.2	-0.10	-0.01	0.00
2006/11/25	23:06:00	145.3	144.2	138.1	116.5	111.4	130.2	145.0	29.6	130.3	132.5	118.6	121.3	63.7	62.2	63.2	62.1	-0.10	-0.01	0.00
2006/11/25	23:07:00	145.3	144.2	138.3	116.3	111.4	130.1	145.0	29.2	130.3	132.5	118.6	121.3	64.3	63.1	63.4	62.3	-0.10	0.00	0.00
2006/11/25	23:08:00	145.1	144.0	138.0	116.1	111.4	129.9	144.8	34.6	130.1	132.3	118.5	121.3	63.5	62.8	63.7	62.4	-0.10	-0.01	0.00
2006/11/25	23:09:00	145.0	143.9	138.0	116.1	111.1	129.9	144.7	35.4	129.9	132.3	118.4	121.3	63.2	63.2	63.3	62.4	-0.10	-0.01	0.00
2006/11/25	23:10:00	145.0	143.9	137.9	116.1	111.2	129.9	144.7	28.6	130.1	132.3	118.4	121.1	63.4	62.8	63.3	62.3	-0.10	0.00	0.00
2006/11/25	23:11:00	145.0	143.9	138.0	116.1	111.2	129.9	144.7	31.6	129.9	132.3	118.4	121.1	63.5	62.6	63.2	62.3	-0.10	0.00	0.00
2006/11/25	23:12:00	144.9	143.9	138.0	116.3	111.2	129.9	144.7	28.9	130.3	132.3	118.3	121.1	63.3	63.4	62.4	62.6	-0.10	-0.01	0.00
2006/11/25	23:13:00	145.0	143.9	138.0	116.3	111.2	129.9	144.7	28.8	129.9	132.3	118.4	121.0	63.3	62.8	63.2	62.2	-0.10	0.00	0.00
2006/11/25	23:14:00	144.8	143.7	137.9	116.1	111.6	130.0	144.6	29.1	129.9	132.3	118.3	121.0	63.2	62.3	63.4	62.0	-0.10	-0.01	0.00
2006/11/25	23:15:00	144.8	143.7	137.8	116.1	111.4	129.6	144.6	28.6	129.8	132.2	118.3	121.0	63.6	62.3	63.2	61.9	-0.10	-0.01	0.00
2006/11/25	23:16:00	144.7	143.7	137.9	116.1	111.2	129.9	144.6	40.2	129.9	132.2	118.3	121.0	63.6	63.2	63.6	62.4	-0.10	0.00	0.00
2006/11/25	23:17:00	144.7	143.7	137.9	116.1	111.3	129.8	144.5	36.7	130.0	132.0	118.2	121.0	62.6	63.5	63.5	62.4	-0.10	0.00	0.00
2006/11/25	23:18:00	144.7	143.6	137.9	116.1	111.2	129.6	144.6	29.7	130.4	132.3	118.1	121.0	62.0	63.5	62.4	63.3	-0.10	-0.01	0.00
2006/11/25	23:19:00	144.6	143.6	137.8	116.1	111.2	129.9	144.5	29.1	130.0	132.2	118.1	121.0	63.3	63.2	63.2	62.6	-0.10	0.00	0.00
2006/11/25	23:20:00	144.5	143.5	137.8	116.1	111.3	129.7	144.4	28.8	129.8	132.2	118.1	121.0	63.3	63.2	63.7	62.6	-0.10	0.00	0.00
2006/11/25	23:21:00	144.5	143.6	137.8	116.1	110.9	129.7	144.4	28.8	129.8	132.2	118.2	121.0	63.4	63.2	63.6	62.6	-0.10	0.00	0.00
2006/11/25	23:22:00	144.6	143.6	137.8	116.1	111.2	129.7	144.5	30.5	130.0	132.2	118.0	121.0	63.1	63.5	63.4	63.1	-0.10	-0.01	0.00
2006/11/25	23:23:00	144.5	143.4	137.8	116.1	111.3	129.7	144.5	28.6	130.0	132.2	118.0	121.0	63.3	63.2	63.7	62.8	-0.10	-0.01	0.00
2006/11/25	23:24:00	144.5	143.5	137.8	116.1	111.2	129.7	144.4	28.4	129.8	132.2	118.0	120.8	63.5	63.1	63.6	63.0	-0.10	0.00	0.00
2006/11/25	23:25:00	144.5	143.4	137.6	115.9	111.3	129.4	144.4	27.9	129.7	132.0	117.9	120.8	62.8	63.3	63.1	62.8	-0.10	-0.01	0.00
2006/11/25	23:26:00	144.5	143.5	137.6	115.8	111.4	129.5	144.3	33.7	129.6	132.0	117.9	120.8	63.1	63.0	63.1	62.8	-0.10	0.00	0.00
2006/11/25	23:27:00	144.5	143.4	137.6	115.8	111.0	129.6	144.3	28.2	129.5	132.0	118.0	120.8	63.5	62.6	63.9	62.6	-0.10	0.00	0.00
2006/11/25	23:28:00	144.5	143.4	137.6	115.8	110.9	129.5	144.2	34.8	129.7	131.8	118.0	120.8	63.7	62.8	64.0	62.6	-0.10	0.00	0.00
2006/11/25	23:29:00	144.4	143.3	137.5	115.8	111.0	129.4	144.2	30.1	129.8	131.8	117.8	120.8	63.6	63.0	64.0	63.3	-0.10	0.00	0.00
2006/11/25	23:30:00	144.3	143.2	137.5	115.8	111.0	129.5	144.1	28.2	129.5	131.8	117.8	120.8	63.9	63.0	63.6	63.0	-0.10	0.00	0.00
2006/11/25	23:31:00	144.3	143.2	137.5	115.8	110.8	129.5	144.1	28.2	129.8	131.8	117.8	120.6	63.5	63.0	63.6	63.3	-0.10	0.00	0.00
2006/11/25	23																			

Heat Decay Run

Radioactive Material Transport Packaging System Safety Analysis Report
for Model AOS-025, AOS-050, and AOS-100 Transport Packages, Rev. G, July 27, 2012 (Docket No. 71-9316)

3-719

Date	Time	TC1	TC2	TC3	TC4	TC5	TC6	TC7	TC8	TC9	TC10	TC11	TC12	TC13	TC14	TC15	TC16	VDC	Amps	Watts
2006/11/25	23:34:00	144.2	143.1	137.4	115.8	110.9	129.4	144.0	32.4	129.4	131.8	117.8	120.6	63.4	62.8	63.6	62.8	-0.10	-0.01	0.00
2006/11/25	23:35:00	144.1	143.1	137.3	115.8	111.1	129.2	143.9	39.4	129.6	131.8	117.8	120.6	63.6	63.5	63.7	62.8	-0.10	0.00	0.00
2006/11/25	23:36:00	144.1	143.1	137.3	115.8	110.9	129.3	143.9	27.7	129.4	131.8	117.8	120.6	63.2	63.5	63.2	62.8	-0.10	-0.01	0.00
2006/11/25	23:37:00	144.0	143.0	137.3	115.8	111.1	129.2	143.9	27.1	129.7	131.8	117.7	120.6	63.3	64.1	63.1	63.2	-0.10	-0.01	0.00
2006/11/25	23:38:00	144.0	143.0	137.3	115.8	111.0	129.1	143.8	27.3	129.7	131.8	117.7	120.5	63.6	63.7	63.6	63.3	-0.10	-0.01	0.00
2006/11/25	23:39:00	143.9	143.0	137.3	115.8	110.9	129.2	143.8	32.5	129.5	131.8	117.6	120.5	63.5	63.3	63.5	63.0	-0.10	-0.01	0.00
2006/11/25	23:40:00	143.9	142.9	137.3	115.6	110.8	129.1	143.8	27.6	129.4	131.8	117.7	120.5	63.5	63.4	63.5	63.3	-0.10	-0.01	0.00
2006/11/25	23:41:00	143.8	142.9	137.1	115.6	110.9	129.0	143.7	27.6	129.3	131.6	117.6	120.5	62.8	63.3	63.3	63.1	-0.10	-0.01	0.00
2006/11/25	23:42:00	143.7	142.7	137.0	115.6	111.0	129.1	143.6	27.4	129.6	131.6	117.5	120.4	63.1	63.1	63.7	63.4	-0.10	-0.01	0.00
2006/11/25	23:43:00	143.7	142.8	137.0	115.6	111.1	129.1	143.6	28.1	129.4	131.6	117.3	120.4	63.2	63.7	63.9	63.4	-0.10	0.00	0.00
2006/11/25	23:44:00	143.7	142.7	136.9	115.6	111.0	128.9	143.5	27.8	129.5	131.6	117.3	120.4	63.1	63.5	62.8	63.3	-0.10	-0.01	0.00
2006/11/25	23:45:00	143.7	142.7	136.9	115.6	110.7	129.1	143.5	28.1	129.2	131.5	117.5	120.4	63.6	63.1	63.3	62.8	-0.10	-0.01	0.00
2006/11/25	23:46:00	143.7	142.7	136.9	115.6	110.9	129.0	143.5	28.0	129.1	131.5	117.3	120.4	63.5	63.1	64.0	62.8	-0.10	-0.01	0.00
2006/11/25	23:47:00	143.6	142.7	136.8	115.4	110.8	129.0	143.4	27.4	129.3	131.5	117.3	120.3	63.2	63.3	63.9	63.3	-0.10	0.00	0.00
2006/11/25	23:48:00	143.7	142.6	136.8	115.4	110.5	129.0	143.5	27.5	129.3	131.5	117.3	120.3	63.5	63.5	64.1	63.6	-0.10	-0.01	0.00
2006/11/25	23:49:00	143.6	142.6	136.9	115.6	110.8	129.0	143.5	27.3	129.2	131.5	117.3	120.3	63.4	63.5	64.1	63.0	-0.10	-0.01	0.00
2006/11/25	23:50:00	143.6	142.5	136.8	115.4	110.5	128.7	143.5	33.1	128.7	131.3	117.3	120.3	63.9	63.4	63.9	62.8	-0.10	-0.01	0.00
2006/11/25	23:51:00	143.5	142.6	136.8	115.4	110.7	128.7	143.5	29.3	129.1	131.3	117.3	120.3	63.8	63.5	63.6	62.8	-0.10	-0.01	0.00
2006/11/25	23:52:00	143.5	142.5	136.8	115.3	110.6	128.6	143.4	27.5	129.3	131.5	117.3	120.3	63.2	63.7	63.8	63.5	-0.10	0.00	0.00
2006/11/25	23:53:00	143.5	142.5	136.7	115.4	110.8	128.8	143.4	27.4	129.1	131.3	117.3	120.3	63.9	63.6	63.7	63.0	-0.10	0.00	0.00
2006/11/25	23:54:00	143.5	142.4	136.6	115.3	110.5	128.9	143.3	28.4	129.0	131.3	117.3	120.1	63.9	63.7	63.8	63.0	-0.10	-0.01	0.00
2006/11/25	23:55:00	143.5	142.3	136.6	115.3	110.7	128.5	143.3	27.1	128.7	131.3	117.1	120.1	63.7	63.0	63.8	62.8	-0.10	0.00	0.00
2006/11/25	23:56:00	143.4	142.3	136.6	115.3	110.6	128.8	143.2	36.1	128.7	131.1	116.8	120.1	63.9	63.6	63.7	62.8	-0.10	-0.01	0.00
2006/11/25	23:57:00	143.4	142.2	136.6	115.3	110.5	128.8	143.2	28.6	129.1	131.1	116.6	120.1	63.8	63.4	64.0	63.1	-0.10	-0.01	0.00
2006/11/25	23:58:00	143.4	142.2	136.6	115.2	110.6	128.6	143.2	26.9	128.7	131.1	116.6	120.0	63.6	62.8	63.4	62.8	-0.10	-0.01	0.00
2006/11/25	23:59:00	143.3	142.1	136.5	115.1	110.6	128.5	143.1	27.3	128.6	131.0	116.6	120.0	63.6	62.8	63.5	62.8	-0.10	-0.01	0.00
2006/11/26	00:00:00	143.2	142.1	136.4	115.1	110.5	128.5	143.0	26.9	128.5	130.9	116.6	120.0	63.7	62.3	64.0	62.4	-0.10	-0.01	0.00
2006/11/26	00:01:00	143.2	142.1	136.3	115.0	110.3	128.4	142.9	27.3	128.5	130.8	116.6	120.0	63.7	63.6	63.6	62.6	-0.10	0.00	0.00
2006/11/26	00:02:00	143.1	141.9	136.3	114.9	110.0	128.3	142.7	38.4	128.5	130.8	116.6	119.8	63.8	63.6	63.7	62.8	-0.10	-0.01	0.00
2006/11/26	00:03:00	143.1	141.9	136.2	114.9	110.4	128.4	142.8	26.7	128.5	130.8	116.6	119.8	63.2	63.5	63.8	62.8	-0.10	0.00	0.00
2006/11/26	00:04:00	143.0	141.9	136.3	114.9	110.4	128.4	142.7	27.1	128.5	130.8	116.6	119.7	63.2	63.1	63.7	62.8	-0.10	0.00	0.00
2006/11/26	00:05:00	143.0	141.9	136.1	114.9	110.4	128.4	142.8	34.1	128.7	130.8	116.5	119.7	63.5	63.4	63.7	63.1	-0.10	-0.01	0.00
2006/11/26	00:06:00	142.9	141.8	136.1	114.8	110.5	128.1	142.5	38.6	128.1	130.6	116.5	119.7	63.6	62.6	63.4	62.2	-0.10	-0.01	0.00
2006/11/26	00:07:00	142.8	141.7	135.9	114.6	110.2	128.1	142.3	26.4	127.9	130.2	116.1	119.6	63.3	62.8	63.2	62.2	-0.10	-0.01	0.00
2006/11/26	00:08:00	142.7	141.6	135.8	114.5	110.1	127.8	142.2	26.6	127.7	130.2	115.6	119.6	63.4	62.4	63.3	61.9	-0.10	0.00	0.00
2006/11/26	00:09:00	142.6	141.5	135.6	114.4	109.9	127.8	142.1	26.6	127.5	130.1	115.2	119.6	63.1	62.2	63.1	61.9	0.00	0.00	0.00
2006/11/26	00:10:00	142.5	141.4	135.7	114.3	110.0	127.9	142.1	27.3	127.9	130.1	114.9	119.4	63.4	63.1	63.2	62.4	0.00	0.00	0.00
2006/11/26	00:11:00	142.6	141.4	135.7	114.4	110.2	127.8	142.1	33.1	128.1	130.2	114.9	119.4	63.3	63.4	63.4	62.6	-0.10	0.00	0.00
2006/11/26	00:12:00	142.6	141.5	135.7	114.5	110.1	127.7	142.2	31.7	128.0	130.3	115.0	119.6	63.3	62.6	63.3	62.4	-0.10	0.00	0.00
2006/11/26	00:13:00	142.6	141.5	135.8	114.5	110.0	127.9	142.2	30.1	128.2	130.2	114.9	119.6	63.1	62.6	63.3	62.4	-0.10	0.00	0.00
2006/11/26	00:14:00	142.6	141.5	135.8	114.6	110.2	128.0	142.3	27.3	128.3	130.3	114.8	119.4	63.4	62.8	63.5	62.6	-0.10	-0.01	0.00
2006/11/26	00:15:00	142.6	141.5	135.8	114.7	110.0	128.1	142.3	27.3	128.3	130.3	114.9	119.6	63.5	62.8	63.4	62.8	-0.10	0.00	0.00
2006/11/26	00:16:00	142.6	141.6	135.9	114.8	110.2	128.0	142.4	26.9	128.3	130.5	114.8	119.6	63.6	62.8	63.6	62.6	-0.10	0.00	0.00
2006/11/26	00:17:00	142.5	141.5	135.8	114.8	110.1	127.9	142.4	27.1	128.1	130.4	114.9	119.6	63.3	62.0	63.4	62.0	-0.10	0.00	0.00
2006/11/26	00:18:00	142.5	141.5	135.7	114.8	110.3	127.9	142.4	27.3	128.1	130.3	114.8	119.6	63.2	62.0	63.5	61.8	-0.10	-0.01	0.00
2006/11/26	00:19:00	142.5	141.4	135.8	114.7	110.3	127.8	142.3	26.9	128.0	130.2	114.7	119.4	63.0	62.4	63.1	62.0	-0.10	0.00	0.00
2006/11/26	00:20:00	142.5	141.5	135.8	114.7	110.3	128.0	142.3	26.9	128.0	130.3	114.7	119.4	63.3	62.8	63.2	62.0	-0.10	0.00	0.00
2006/11/26	00:21:00	142.4	141.4	135.7	114.6	110.4	128.0	142.2	26.7	128.2	130.2	114.6	119.4	63.3	63.0	63.4	62.2	-0.10	0.00	0.00
2006/11/26	00:22:00	142.4	141.4	135.7	114.6	110.0	128.0	142.2	26.4	128.0	130.2	114.5	119.4	63.5	62.8	63.4	62.8	-0.10	0.00	0.00
2006/11/26	00:23:00	142.5	141.4	135.7	114.6	109.8	127.9	142.2	26.4	128.1	130.2	114.5	119.4	64.0	62.6	63.4	62.8	-0.10	-0.01	0.00
2006/11/26	00:24:00	142.4	141.3	135.7	114.7	110.0	127.7	142.2	26.6	127.8	130.1	114.5	119.4	63.4	63.2	63.8	62.6	-0.10	0.00	0.00
2006/11/26	00:25:00	142.3	141.2	135.5	114.6	110.1	127.5	142.0	26.6	127.9	130.0	114.4	119.3	63.2	62.6	63.4	62.2	-0.10	-0.01	0.00
2006/11/26	00:26:00	142.2	141.0	135.4	114.5	110.0	127.8	142.0	26.5	127.9	130.1	114.3	119.3	63.4	62.8	63.6	63.0	-0.10	0.00	0.00
2006/11/26	00:27:00	142.2	141.0	135.4	114.5	109.6	127.8	141.9	26.5	127.9	130.1	114.4	119.2	64.3	62.6	63.3	62.3	-0.10	0.00	0.00
2006/11/26	00:28:00	142.1	141.0	135.4	114.4	109.7	127.9	141.8	26.5	128.0	130.0	114.3	119.2	63.4	63.0	63.3	63.0	-0.10	0.00	0.00
2006/11/26	00:29:00	142.1	141.0	135.4	114.4	109.5	127.7	141.8	26.6	127.5	129.9	114.4	119.1	63.4	62.4	63.5	62.3	-0.10		

Heat Decay Run

3-720
for Model AOS-025, AOS-050, and AOS-100 Transport Packages, Rev. G, July 27, 2012 (Docket No. 71-9316)

Date	Time	TC1	TC2	TC3	TC4	TC5	TC6	TC7	TC8	TC9	TC10	TC11	TC12	TC13	TC14	TC15	TC16	VDC	Amps	Watts
2006/11/26	00:32:00	141.9	140.9	135.1	114.2	109.7	127.5	141.7	34.2	127.4	129.7	114.3	119.1	63.6	63.6	63.5	62.3	0.00	0.00	0.00
2006/11/26	00:33:00	141.8	140.9	135.1	114.2	109.8	127.4	141.5	27.6	127.4	129.6	114.2	119.0	63.6	63.2	63.0	62.3	-0.10	0.00	0.00
2006/11/26	00:34:00	141.8	140.7	134.9	114.1	109.7	127.5	141.5	27.7	127.5	129.6	114.3	119.0	63.3	62.8	63.1	62.4	-0.10	0.00	0.00
2006/11/26	00:35:00	141.7	140.7	134.9	114.1	109.5	127.0	141.5	34.4	127.3	129.5	114.3	118.9	63.3	62.6	63.0	62.0	-0.10	0.00	0.00
2006/11/26	00:36:00	141.7	140.7	135.0	114.1	109.6	127.4	141.5	25.8	127.2	129.5	114.3	119.0	63.0	62.6	63.0	62.1	-0.10	-0.01	0.00
2006/11/26	00:37:00	141.7	140.5	135.0	114.1	109.9	127.0	141.5	26.9	127.3	129.4	114.3	119.0	63.1	62.8	63.2	62.0	-0.10	0.00	0.00
2006/11/26	00:38:00	141.7	140.5	134.9	114.1	109.7	127.3	141.5	29.4	127.4	129.4	114.1	118.9	63.0	62.8	63.1	62.3	-0.10	0.00	0.00
2006/11/26	00:39:00	141.7	140.5	134.9	114.1	109.3	127.2	141.5	30.4	127.3	129.4	114.2	118.9	63.1	62.8	63.3	61.9	-0.10	0.00	0.00
2006/11/26	00:40:00	141.6	140.5	134.9	114.1	109.7	127.3	141.4	25.2	127.2	129.4	114.1	118.9	63.2	62.6	63.3	62.3	-0.10	0.00	0.00
2006/11/26	00:41:00	141.5	140.4	134.8	114.0	109.5	127.3	141.3	24.8	127.3	129.3	114.0	118.9	63.9	63.1	63.4	62.8	-0.10	-0.01	0.00
2006/11/26	00:42:00	141.5	140.5	134.7	114.0	109.7	127.2	141.3	25.2	127.3	129.3	113.9	118.8	63.7	63.7	63.4	62.8	-0.10	0.00	0.00
2006/11/26	00:43:00	141.3	140.2	134.6	113.8	109.1	126.8	141.0	25.1	127.0	129.1	113.9	118.8	63.4	62.8	63.4	62.2	-0.10	0.00	0.00
2006/11/26	00:44:00	141.3	140.3	134.5	113.8	109.0	127.0	141.0	28.6	127.0	129.1	113.9	118.8	63.3	63.6	63.6	62.4	-0.10	0.00	0.00
2006/11/26	00:45:00	141.3	140.2	134.5	113.7	109.0	127.0	140.9	30.8	127.2	129.1	113.8	118.7	63.2	63.7	63.1	63.0	-0.10	0.00	0.00
2006/11/26	00:46:00	141.3	140.0	134.4	113.8	109.1	126.8	140.9	24.6	126.8	129.1	113.8	118.7	63.4	63.7	63.2	62.8	-0.10	0.00	0.00
2006/11/26	00:47:00	141.3	140.0	134.4	113.8	109.1	126.8	140.9	25.0	126.8	129.0	114.0	118.7	63.2	63.3	63.1	62.8	-0.10	0.00	0.00
2006/11/26	00:48:00	141.2	140.0	134.4	113.7	109.0	126.8	140.8	24.9	126.8	128.9	113.9	118.6	63.5	63.1	62.8	62.4	-0.10	-0.01	0.00
2006/11/26	00:49:00	141.2	140.2	134.4	113.7	109.3	126.7	140.8	24.9	126.3	128.9	113.9	118.6	63.3	63.0	63.3	62.2	-0.10	0.00	0.00
2006/11/26	00:50:00	141.2	140.0	134.4	113.6	109.0	126.7	140.7	27.5	126.5	128.8	113.9	118.5	63.0	62.6	63.4	62.0	-0.10	-0.01	0.00
2006/11/26	00:51:00	141.0	140.0	134.3	113.6	109.1	126.5	140.7	25.6	126.8	128.8	113.7	118.5	63.0	62.4	63.0	62.2	-0.10	-0.01	0.00
2006/11/26	00:52:00	141.0	139.8	134.3	113.6	109.0	126.5	140.5	24.3	126.3	128.7	113.7	118.4	62.8	61.7	62.8	61.5	-0.10	-0.01	0.00
2006/11/26	00:53:00	141.0	139.8	134.2	113.6	109.1	126.3	140.5	29.1	126.3	128.6	113.8	118.4	62.8	62.3	63.0	61.8	-0.10	0.00	0.00
2006/11/26	00:54:00	141.0	139.7	134.2	113.6	108.8	126.5	140.5	24.7	126.5	128.7	113.7	118.4	63.5	62.8	63.1	62.0	-0.10	0.00	0.00
2006/11/26	00:55:00	141.0	139.8	134.2	113.3	108.8	126.3	140.4	24.4	126.1	128.5	113.7	118.4	63.3	62.4	63.3	62.3	-0.10	0.00	0.00
2006/11/26	00:56:00	140.9	139.7	134.1	113.5	108.8	126.3	140.3	24.7	126.1	128.5	113.6	118.3	63.3	63.6	63.3	62.3	-0.10	0.00	0.00
2006/11/26	00:57:00	140.8	139.7	134.1	113.3	108.4	126.5	140.2	31.4	126.5	128.6	113.5	118.4	63.4	63.1	63.2	62.8	-0.10	0.00	0.00
2006/11/26	00:58:00	140.8	139.7	134.1	113.3	108.6	126.3	140.2	33.7	126.3	128.5	113.5	118.3	63.2	63.3	63.1	62.6	-0.10	0.00	0.00
2006/11/26	00:59:00	140.8	139.5	134.0	113.3	108.4	126.1	140.2	24.6	126.5	128.5	113.3	118.2	63.2	63.4	62.6	63.1	-0.10	0.00	0.00
2006/11/26	01:00:00	140.7	139.5	133.9	113.2	108.6	126.0	140.0	24.1	126.1	128.2	113.3	118.1	63.4	63.1	62.8	62.0	-0.10	-0.01	0.00
2006/11/26	01:01:00	140.5	139.5	133.8	113.2	108.3	126.0	139.8	24.1	126.0	128.2	113.3	118.1	63.0	62.3	63.2	62.2	-0.10	0.00	0.00
2006/11/26	01:02:00	140.5	139.3	133.7	113.2	108.6	126.0	139.8	24.1	125.8	128.0	113.3	118.1	63.2	61.7	63.1	61.9	-0.10	0.00	0.00
2006/11/26	01:03:00	140.5	139.3	133.5	113.1	108.6	126.0	139.8	24.1	125.8	128.0	113.3	118.0	63.0	62.4	63.3	61.9	-0.10	0.00	0.00
2006/11/26	01:04:00	140.5	139.3	133.7	113.1	108.6	126.0	139.8	24.5	125.8	128.0	113.3	118.0	63.1	62.6	63.1	61.8	-0.10	0.00	0.00
2006/11/26	01:05:00	140.5	139.5	133.8	113.2	108.6	126.1	139.8	24.4	125.8	128.2	113.3	118.0	63.6	62.2	63.1	62.1	-0.10	0.00	0.00
2006/11/26	01:06:00	140.5	139.3	133.5	113.2	108.6	126.0	140.0	24.1	126.0	128.1	113.3	118.1	63.4	62.2	63.3	61.7	-0.10	0.00	0.00
2006/11/26	01:07:00	140.5	139.3	133.7	113.3	108.8	126.1	140.0	24.5	125.8	128.2	113.3	118.0	63.1	62.2	63.2	61.9	-0.10	0.00	0.00
2006/11/26	01:08:00	140.4	139.3	133.8	113.3	108.8	126.1	140.0	27.1	126.1	128.2	113.3	118.0	63.3	62.4	63.4	62.0	0.00	0.00	0.00
2006/11/26	01:09:00	140.4	139.3	133.8	113.3	109.1	126.3	140.0	33.4	126.3	128.3	113.3	118.1	63.7	63.2	63.5	62.6	-0.10	0.00	0.00
2006/11/26	01:10:00	140.4	139.3	133.7	113.3	108.8	126.0	140.0	29.2	126.0	128.2	113.3	118.0	63.2	62.3	63.2	62.2	-0.10	0.00	0.00
2006/11/26	01:11:00	140.4	139.3	133.7	113.2	108.8	126.0	140.0	24.1	126.1	128.2	113.3	118.0	63.3	62.8	63.3	62.4	-0.10	0.00	0.00
2006/11/26	01:12:00	140.3	139.3	133.7	113.3	108.8	126.3	140.0	24.3	126.0	128.2	113.2	118.0	63.3	62.6	63.5	62.0	0.00	0.00	0.00
2006/11/26	01:13:00	140.3	139.3	133.4	113.2	108.6	126.0	140.0	24.1	126.0	128.1	113.3	118.0	63.4	63.1	63.5	62.0	-0.10	0.00	0.00
2006/11/26	01:14:00	140.3	139.3	133.7	113.3	108.8	126.1	140.0	24.6	126.5	128.3	113.2	118.0	63.3	63.0	63.6	62.8	-0.10	0.00	0.00
2006/11/26	01:15:00	140.3	139.2	133.7	113.3	108.6	126.3	140.0	32.7	126.3	128.3	113.2	118.0	63.0	63.6	63.7	62.8	0.00	0.00	0.00
2006/11/26	01:16:00	140.3	139.3	133.7	113.3	108.8	126.1	140.0	25.4	126.5	128.4	113.2	118.0	62.8	63.0	63.3	62.6	-0.10	0.00	0.00
2006/11/26	01:17:00	140.3	139.3	133.7	113.3	108.8	126.3	140.0	25.4	126.7	128.4	113.1	117.9	63.1	63.5	63.3	62.8	-0.10	0.00	0.00
2006/11/26	01:18:00	140.3	139.2	133.7	113.3	109.1	126.3	140.0	24.6	126.5	128.5	113.1	117.9	63.4	63.0	63.6	63.2	0.00	0.00	0.00
2006/11/26	01:19:00	140.2	139.2	133.7	113.3	108.6	126.3	140.0	28.0	126.3	128.4	113.1	118.0	63.7	63.8	63.9	63.1	-0.10	0.00	0.00
2006/11/26	01:20:00	140.2	139.2	133.7	113.3	108.8	126.3	139.8	25.0	126.3	128.3	113.1	117.9	63.3	63.5	63.7	62.8	-0.10	0.00	0.00
2006/11/26	01:21:00	140.2	139.2	133.7	113.3	108.6	126.3	140.0	26.4	126.3	128.3	113.1	117.9	63.4	63.6	63.4	62.8	-0.10	0.00	0.00
2006/11/26	01:22:00	140.0	139.2	133.7	113.3	109.0	126.1	140.0	24.5	126.1	128.3	113.1	117.9	63.8	62.8	63.7	62.8	-0.10	0.00	0.00
2006/11/26	01:23:00	140.0	139.2	133.7	113.3	109.0	126.0	139.8	22.6	126.1	128.2	113.1	117.9	63.6	62.8	63.8	62.6	0.00	0.00	0.00
2006/11/26	01:24:00	140.0	139.2	133.5	113.2	109.0	126.0	139.8	22.1	126.1	128.3	113.0	117.9	63.7	63.1	63.7	62.6	0.00	0.00	0.00
2006/11/26	01:25:00	140.0	139.2	133.5	113.3	108.8	126.1	139.8	22.3	126.5	128.4	112.8	117.9	63.4	63.1	63.6	63.1	-0.10	0.00	0.00
2006/11/26	01:26:00	140.0	139.0	133.5	113.2	108.8	126.0	139.8	23.2	126.7	128.4	112.8	117.9	63.5	63.9	63.5	63.5	0.00	0.00	0.00
2006/11/26	01:27:00	140.0	139.0	133.5	113.2	109.0	126.0	139.8	22.0	126.3	128.3	112.8	117.8	63.4	64.0	63.8	63.3	-0.10	0.00	0.00
2006/11/26	01																			

Heat Decay Run

Date	Time	TC1	TC2	TC3	TC4	TC5	TC6	TC7	TC8	TC9	TC10	TC11	TC12	TC13	TC14	TC15	TC16	VDC	Amps	Watts
2006/11/26	01:30:00	139.8	139.0	133.4	113.2	108.6	126.0	139.5	22.6	126.1	128.2	112.8	117.8	62.8	63.7	63.3	63.1	-0.10	0.00	0.00
2006/11/26	01:31:00	139.8	138.8	133.3	113.1	108.6	125.8	139.5	22.9	126.3	128.1	112.8	117.8	63.5	63.8	63.4	62.8	-0.10	0.00	0.00
2006/11/26	01:32:00	139.8	138.8	133.4	113.2	108.8	125.8	139.5	22.3	126.1	128.2	112.8	117.7	63.5	62.4	63.1	62.8	0.00	0.00	0.00
2006/11/26	01:33:00	139.8	138.8	133.2	113.2	108.6	125.8	139.5	27.8	125.8	128.1	112.8	117.7	63.6	62.4	63.7	62.6	-0.10	0.00	0.00
2006/11/26	01:34:00	139.7	138.5	133.2	113.1	108.6	125.8	139.5	22.1	126.0	128.0	112.8	117.7	63.6	63.5	63.9	62.8	-0.10	0.00	0.00
2006/11/26	01:35:00	139.5	138.5	133.2	113.1	108.6	125.8	139.5	22.1	126.0	128.0	112.8	117.7	63.8	63.1	63.8	63.2	0.00	0.00	0.00
2006/11/26	01:36:00	139.5	138.6	133.2	113.1	108.4	125.8	139.5	24.5	125.8	127.9	112.8	117.6	63.1	63.1	63.6	63.1	-0.10	-0.01	0.00
2006/11/26	01:37:00	139.5	138.6	133.0	113.1	108.8	125.8	139.5	21.9	125.8	127.8	112.6	117.6	63.0	63.4	63.5	62.8	-0.10	0.00	0.00
2006/11/26	01:38:00	139.5	138.5	133.0	113.1	108.6	125.6	139.5	21.8	126.1	128.0	112.6	117.6	63.2	63.9	63.3	63.5	-0.10	0.00	0.00
2006/11/26	01:39:00	139.5	138.5	133.0	113.1	108.8	125.8	139.3	21.8	125.8	128.0	112.6	117.6	63.7	63.4	63.5	63.2	-0.10	-0.01	0.00
2006/11/26	01:40:00	139.5	138.5	133.0	113.0	108.4	125.6	139.3	22.2	126.0	127.9	112.8	117.6	63.1	63.3	63.6	63.1	0.00	0.00	0.00
2006/11/26	01:41:00	139.5	138.5	133.0	113.0	108.3	125.6	139.3	21.9	125.8	127.9	112.6	117.6	63.1	63.3	63.9	62.8	0.00	0.00	0.00
2006/11/26	01:42:00	139.5	138.5	132.9	113.0	108.6	125.8	139.3	31.6	126.1	128.0	112.6	117.5	63.8	63.7	64.0	63.6	-0.10	0.00	0.00
2006/11/26	01:43:00	139.5	138.3	132.9	113.0	108.4	125.8	139.3	22.4	126.0	127.9	112.6	117.6	63.7	63.6	64.3	63.4	0.00	0.00	0.00
2006/11/26	01:44:00	139.5	138.3	132.9	112.8	108.3	125.5	139.3	21.6	126.0	127.9	112.6	117.5	63.5	64.0	63.1	63.3	0.00	0.00	0.00
2006/11/26	01:45:00	139.3	138.3	132.8	112.8	108.4	125.6	139.2	23.3	125.8	127.9	112.6	117.3	64.3	64.1	63.6	63.3	-0.10	0.00	0.00
2006/11/26	01:46:00	139.3	138.3	132.8	112.8	108.3	125.6	139.0	21.2	125.8	127.8	112.6	117.3	63.9	63.8	64.0	63.3	-0.10	-0.01	0.00
2006/11/26	01:47:00	139.3	138.1	132.8	112.8	108.6	125.6	139.2	31.1	125.8	127.8	112.6	117.3	63.9	63.3	63.9	63.1	-0.10	0.00	0.00
2006/11/26	01:48:00	139.3	138.3	132.8	112.8	108.3	125.6	139.0	22.2	125.5	127.7	112.6	117.3	63.7	63.2	63.8	62.8	0.00	0.00	0.00
2006/11/26	01:49:00	139.3	138.3	132.8	112.8	108.3	125.5	139.2	21.2	125.5	127.7	112.6	117.3	63.8	63.5	63.5	62.6	-0.10	0.00	0.00
2006/11/26	01:50:00	139.2	138.1	132.7	112.8	108.3	125.5	139.0	24.8	125.6	127.5	112.6	117.3	63.8	63.4	63.5	63.0	-0.10	0.00	0.00
2006/11/26	01:51:00	139.2	138.1	132.7	112.8	108.6	125.5	139.0	21.4	125.6	127.5	112.6	117.3	63.8	63.0	63.7	63.0	-0.10	0.00	0.00
2006/11/26	01:52:00	139.0	138.0	132.7	112.8	108.3	125.5	139.0	21.6	125.8	127.7	112.5	117.3	63.6	63.7	63.8	63.5	-0.10	0.00	0.00
2006/11/26	01:53:00	139.0	137.9	132.5	112.6	108.3	125.4	138.8	24.3	125.4	127.5	112.6	117.2	63.6	63.3	63.9	63.4	-0.10	0.00	0.00
2006/11/26	01:54:00	138.8	137.9	132.5	112.5	108.3	125.0	138.6	24.1	125.3	127.2	112.5	117.2	63.8	63.3	64.0	63.0	0.00	0.00	0.00
2006/11/26	01:55:00	138.8	137.8	132.3	112.5	107.8	125.1	138.5	20.9	125.3	127.2	112.5	117.2	63.9	63.8	63.9	63.3	0.00	0.00	0.00
2006/11/26	01:56:00	138.8	137.8	132.3	112.3	107.7	125.0	138.5	25.8	125.4	127.2	112.5	117.1	63.6	63.3	63.6	63.0	0.00	0.00	0.00
2006/11/26	01:57:00	138.8	137.8	132.5	112.5	108.1	125.0	138.5	20.6	125.5	127.3	112.3	117.1	64.0	63.7	63.9	63.0	0.00	0.00	0.00
2006/11/26	01:58:00	138.8	137.8	132.3	112.5	108.1	124.9	138.5	20.6	125.3	127.2	112.3	117.1	63.2	64.0	63.5	63.3	-0.10	0.00	0.00
2006/11/26	01:59:00	138.8	137.8	132.3	112.3	107.9	125.0	138.5	20.4	125.4	127.3	112.3	117.0	63.5	63.5	63.5	63.3	0.00	0.00	0.00
2006/11/26	02:00:00	138.8	137.6	132.2	112.3	107.8	124.9	138.3	22.0	125.0	127.0	112.3	117.0	63.6	63.6	63.7	63.0	-0.10	-0.01	0.00
2006/11/26	02:01:00	138.6	137.6	132.0	112.1	107.7	124.8	138.3	20.1	124.7	127.0	112.3	116.8	63.7	63.8	63.0	62.8	-0.10	0.00	0.00
2006/11/26	02:02:00	138.6	137.4	132.0	112.1	107.9	124.8	138.3	21.1	124.9	127.0	112.1	116.8	63.9	63.8	63.1	63.3	0.00	0.00	0.00
2006/11/26	02:03:00	138.5	137.4	132.0	112.1	107.8	124.6	138.3	20.5	125.0	127.0	112.1	116.8	63.6	63.2	63.6	63.4	-0.10	0.00	0.00
2006/11/26	02:04:00	138.5	137.4	132.0	112.1	107.7	124.6	138.3	20.6	124.6	126.8	112.3	116.8	63.7	62.8	63.8	62.6	0.00	0.00	0.00
2006/11/26	02:05:00	138.5	137.4	132.0	112.1	107.6	124.7	138.3	20.7	124.8	127.0	112.3	116.8	62.8	63.1	63.2	62.6	-0.10	0.00	0.00
2006/11/26	02:06:00	138.5	137.3	132.0	112.1	107.7	124.8	138.1	20.9	125.1	126.8	112.3	116.8	63.2	63.5	63.2	63.0	0.00	-0.01	0.00
2006/11/26	02:07:00	138.5	137.4	131.8	112.1	107.5	124.6	138.0	20.8	124.7	126.8	112.1	116.6	63.4	63.3	63.3	63.0	0.00	0.00	0.00
2006/11/26	02:08:00	138.3	137.3	131.8	112.1	107.8	124.5	138.0	20.5	124.6	126.8	112.1	116.6	63.4	63.0	63.4	62.6	0.00	0.00	0.00
2006/11/26	02:09:00	138.3	137.3	132.0	112.1	107.6	124.6	138.0	20.8	124.8	126.8	112.1	116.6	63.4	62.8	63.4	62.6	0.00	0.00	0.00
2006/11/26	02:10:00	138.3	137.3	131.8	112.1	107.7	124.7	137.9	20.6	124.7	126.8	112.1	116.6	63.5	63.3	63.4	62.8	0.00	0.00	0.00
2006/11/26	02:11:00	138.3	137.3	131.8	112.1	107.5	124.6	137.9	20.4	124.5	126.8	112.1	116.6	63.5	62.8	63.5	62.8	-0.10	0.00	0.00
2006/11/26	02:12:00	138.3	137.1	131.8	111.9	107.5	124.6	137.8	20.5	124.5	126.8	112.1	116.6	63.8	63.0	63.5	62.6	-0.10	-0.01	0.00
2006/11/26	02:13:00	138.1	137.0	131.6	111.9	107.6	124.4	137.8	20.9	124.3	126.5	112.1	116.6	63.7	63.4	63.5	62.8	0.00	0.00	0.00
2006/11/26	02:14:00	138.1	137.0	131.5	111.8	107.6	124.4	137.8	20.4	124.5	126.5	111.9	116.5	63.4	63.7	63.7	62.8	0.00	-0.01	0.00
2006/11/26	02:15:00	138.0	137.0	131.5	111.8	107.5	124.4	137.8	20.1	124.5	126.5	111.9	116.5	63.6	63.7	63.6	62.8	0.00	0.00	0.00
2006/11/26	02:16:00	138.0	137.0	131.5	111.7	107.4	124.2	137.6	20.3	124.3	126.3	111.9	116.5	63.9	63.4	63.4	62.6	0.00	0.00	0.00
2006/11/26	02:17:00	138.0	137.0	131.5	111.8	107.1	124.0	137.6	19.6	124.4	126.3	111.9	116.5	63.6	63.2	63.2	62.8	-0.10	0.00	0.00
2006/11/26	02:18:00	137.8	136.8	131.5	111.6	107.1	124.2	137.4	20.7	124.4	126.3	111.7	116.3	63.4	63.6	63.0	62.8	-0.10	0.00	0.00
2006/11/26	02:19:00	137.8	136.8	131.3	111.6	107.0	124.0	137.4	19.4	124.2	126.3	111.7	116.3	64.0	63.0	63.0	63.2	-0.10	0.00	0.00
2006/11/26	02:20:00	137.8	136.6	131.3	111.6	107.2	124.0	137.4	30.6	124.2	126.3	111.6	116.3	63.8	63.7	63.7	63.2	0.00	0.00	0.00
2006/11/26	02:21:00	137.8	136.6	131.3	111.7	107.3	124.1	137.4	19.3	124.4	126.5	111.6	116.3	63.5	64.0	63.3	63.1	-0.10	0.00	0.00
2006/11/26	02:22:00	137.8	136.7	131.3	111.7	107.3	124.3	137.5	19.3	124.4	126.5	111.7	116.3	63.3	63.5	63.1	63.0	-0.10	0.00	0.00
2006/11/26	02:23:00	137.8	136.7	131.3	111.7	107.2	124.2	137.5	19.1	124.2	126.5	111.8	116.3	63.9	62.8	63.0	62.6	0.00	-0.01	0.00
2006/11/26	02:24:00	137.8	136.7	131.3	111.7	107.4	124.3	137.5	20.5	124.2	126.3	111.9	116.3	63.4	63.1	63.5	62.8	-0.10	-0.01	0.00
2006/11/26	02:25:00	137.8	136.8	131.3	111.7	107.5	124.3	137.5	19.3	124.2	126.3	111.9	116.3	63.6	63.0	63.5	62.6	-0.10	0.00	0.00
2006/11/26	02:26:00	137.8	136.7	131.3	111.6	107.6	124.3	137.4	19.5	124.1</										

Heat Decay Run

3-722
for Model AOS-025, AOS-050, and AOS-100 Transport Packages, Rev. G, July 27, 2012 (Docket No. 71-9316)

Radioactive Material Transport Packaging System Safety Analysis Report

Date	Time	TC1	TC2	TC3	TC4	TC5	TC6	TC7	TC8	TC9	TC10	TC11	TC12	TC13	TC14	TC15	TC16	VDC	Amps	Watts
2006/11/26	02:28:00	137.6	136.6	131.1	111.6	107.3	123.9	137.3	19.1	123.9	126.0	111.9	116.3	63.4	62.4	63.5	62.1	0.00	0.00	0.00
2006/11/26	02:29:00	137.5	136.5	131.0	111.6	107.1	123.8	137.3	19.1	123.9	126.0	111.7	116.3	63.3	62.4	63.4	62.1	0.00	0.00	0.00
2006/11/26	02:30:00	137.5	136.5	131.1	111.6	107.2	123.8	137.3	20.3	123.8	126.0	111.7	116.1	63.4	62.6	63.2	62.1	-0.10	-0.01	0.00
2006/11/26	02:31:00	137.5	136.4	130.9	111.6	107.1	124.0	137.3	20.1	123.8	126.0	111.6	116.1	63.1	62.8	62.8	62.2	-0.10	-0.01	0.00
2006/11/26	02:32:00	137.5	136.4	131.0	111.6	107.4	123.9	137.3	18.4	124.1	126.0	111.6	116.1	63.3	63.6	63.0	62.8	-0.10	0.00	0.00
2006/11/26	02:33:00	137.5	136.5	130.9	111.6	107.1	123.8	137.1	18.6	124.0	126.0	111.6	116.1	63.3	63.6	62.8	63.1	0.00	0.00	0.00
2006/11/26	02:34:00	137.5	136.4	130.8	111.4	107.2	123.8	137.1	19.1	124.0	126.0	111.6	116.1	63.6	62.6	62.8	63.1	-0.10	0.00	0.00
2006/11/26	02:35:00	137.5	136.3	130.8	111.6	107.1	123.9	137.1	18.4	123.8	126.0	111.6	116.1	63.6	62.6	63.0	62.6	-0.10	-0.01	0.00
2006/11/26	02:36:00	137.4	136.3	130.8	111.4	107.2	123.9	137.0	19.2	123.8	126.0	111.6	116.1	63.5	63.5	63.4	62.6	-0.10	0.00	0.00
2006/11/26	02:37:00	137.4	136.3	130.8	111.4	107.0	123.9	137.0	19.9	124.1	125.8	111.4	116.1	63.3	63.7	63.2	63.1	0.00	0.00	0.00
2006/11/26	02:38:00	137.3	136.2	130.8	111.3	106.7	123.6	136.9	27.6	124.1	125.8	111.4	115.9	63.0	63.5	62.6	62.4	-0.10	0.00	0.00
2006/11/26	02:39:00	137.3	136.2	130.8	111.3	106.8	123.6	136.9	18.8	123.8	125.8	111.4	115.9	63.7	64.0	62.8	62.8	-0.10	0.00	0.00
2006/11/26	02:40:00	137.3	136.1	130.8	111.3	106.8	123.7	136.8	31.0	123.9	125.8	111.4	115.9	63.1	63.6	63.2	63.0	-0.10	0.00	0.00
2006/11/26	02:41:00	137.3	136.1	130.8	111.3	106.9	123.4	136.7	31.4	123.9	125.8	111.4	115.9	63.4	63.7	63.0	63.0	-0.10	0.00	0.00
2006/11/26	02:42:00	137.3	136.1	130.6	111.2	107.0	123.5	136.7	32.4	123.8	125.8	111.4	115.9	62.8	62.8	62.8	62.6	0.00	0.00	0.00
2006/11/26	02:43:00	137.1	136.0	130.5	111.2	106.8	123.5	136.6	32.6	123.5	125.6	111.4	115.8	63.1	63.2	63.5	62.3	-0.10	0.00	0.00
2006/11/26	02:44:00	137.1	136.0	130.5	111.2	106.8	123.6	136.6	32.5	123.7	125.6	111.3	115.8	63.3	63.6	63.6	63.0	-0.10	0.00	0.00
2006/11/26	02:45:00	137.0	135.9	130.5	111.2	106.9	123.6	136.6	32.4	123.6	125.5	111.2	115.8	63.4	63.6	63.4	63.1	-0.10	0.00	0.00
2006/11/26	02:46:00	137.0	136.0	130.5	111.2	106.5	123.5	136.6	39.1	123.7	125.5	111.3	115.8	63.3	63.8	63.2	62.8	-0.10	0.00	0.00
2006/11/26	02:47:00	136.9	135.9	130.5	111.1	106.3	123.3	136.4	33.6	123.8	125.4	111.2	115.8	63.5	63.6	63.1	62.6	-0.10	0.00	0.00
2006/11/26	02:48:00	136.9	135.8	130.3	111.0	106.3	123.3	136.3	30.9	123.4	125.3	111.2	115.8	63.8	63.6	63.0	63.1	-0.10	0.00	0.00
2006/11/26	02:49:00	136.8	135.8	130.3	111.0	106.5	123.3	136.3	28.8	123.4	125.3	111.1	115.6	63.4	63.2	63.5	63.0	-0.10	-0.01	0.00
2006/11/26	02:50:00	136.8	135.7	130.2	110.9	106.7	123.3	136.1	31.7	123.4	125.3	111.1	115.6	63.1	63.9	63.2	63.1	-0.10	0.00	0.00
2006/11/26	02:51:00	136.7	135.7	130.2	110.8	106.3	123.1	136.1	35.7	123.3	125.1	111.0	115.6	63.0	63.6	62.6	63.2	-0.10	0.00	0.00
2006/11/26	02:52:00	136.7	135.6	130.2	110.8	106.4	123.0	136.0	29.0	123.3	125.0	111.1	115.4	62.8	63.5	62.8	62.3	-0.10	0.00	0.00
2006/11/26	02:53:00	136.7	135.6	130.2	110.7	106.3	123.0	136.0	30.4	123.1	125.0	111.0	115.4	63.1	63.6	63.0	62.4	-0.10	0.00	0.00
2006/11/26	02:54:00	136.5	135.6	130.0	110.7	106.4	123.0	135.8	29.9	123.3	125.0	111.0	115.4	62.8	63.2	63.4	63.2	-0.10	0.00	0.00
2006/11/26	02:55:00	136.5	135.5	130.0	110.7	106.4	122.9	135.9	27.6	123.1	124.9	111.1	115.4	62.8	63.2	63.3	62.8	-0.10	0.00	0.00
2006/11/26	02:56:00	136.5	135.5	130.0	110.6	106.1	122.8	135.8	29.5	123.2	124.8	111.0	115.4	63.5	63.6	63.3	62.8	-0.10	0.00	0.00
2006/11/26	02:57:00	136.5	135.5	130.0	110.7	106.4	122.9	135.9	24.1	122.9	124.8	111.0	115.3	63.6	63.0	63.4	62.4	-0.10	0.00	0.00
2006/11/26	02:58:00	136.4	135.3	130.0	110.6	106.5	122.9	135.7	26.6	122.8	124.7	111.0	115.3	63.4	63.1	63.1	62.2	-0.10	0.00	0.00
2006/11/26	02:59:00	136.3	135.4	129.9	110.7	106.6	122.9	135.7	33.9	122.9	124.7	110.9	115.2	63.4	62.8	63.1	62.3	-0.10	-0.01	0.00
2006/11/26	03:00:00	136.3	135.3	130.0	110.7	106.6	122.9	135.8	24.4	122.9	124.8	110.9	115.2	63.5	64.1	63.3	62.8	-0.10	0.00	0.00
2006/11/26	03:01:00	136.4	135.3	129.9	110.7	106.5	123.0	135.9	29.0	123.1	124.9	110.9	115.2	63.0	63.6	63.2	62.6	-0.10	-0.01	0.00
2006/11/26	03:02:00	136.3	135.2	129.9	110.7	106.2	122.9	135.8	30.3	122.7	124.8	110.9	115.1	63.3	62.2	63.3	62.1	-0.10	0.00	0.00
2006/11/26	03:03:00	136.3	135.3	129.9	110.7	106.2	122.8	135.9	24.3	122.5	124.9	110.9	115.1	63.2	62.2	63.1	62.0	-0.10	-0.01	0.00
2006/11/26	03:04:00	136.2	135.1	129.8	110.7	106.1	122.8	135.8	28.1	122.8	124.8	110.9	115.1	63.2	62.3	63.0	62.3	-0.10	0.00	0.00
2006/11/26	03:05:00	136.2	135.1	129.8	110.6	106.5	122.9	135.7	24.7	122.7	124.7	110.8	115.1	63.6	63.1	63.3	62.0	-0.10	0.00	0.00
2006/11/26	03:06:00	136.1	135.1	129.8	110.5	106.5	122.8	135.7	24.4	122.8	124.7	110.7	115.0	63.5	62.6	63.3	62.3	-0.10	-0.01	0.00
2006/11/26	03:07:00	136.1	135.1	129.7	110.5	106.4	122.7	135.7	24.5	122.9	124.7	110.7	115.1	63.5	63.3	63.4	62.8	-0.10	0.00	0.00
2006/11/26	03:08:00	136.1	135.1	129.8	110.6	106.5	122.8	135.7	24.5	123.0	124.8	110.7	115.1	63.5	63.1	63.6	62.8	-0.10	0.00	0.00
2006/11/26	03:09:00	136.1	135.1	129.8	110.7	106.5	122.8	135.8	26.3	122.9	124.7	110.8	115.1	63.4	63.4	63.7	62.6	-0.10	0.00	0.00
2006/11/26	03:10:00	136.1	135.1	129.8	110.6	106.4	122.9	135.7	29.4	122.8	124.7	110.8	115.2	63.8	63.2	63.7	62.6	-0.10	0.00	0.00
2006/11/26	03:11:00	136.1	135.0	129.7	110.5	106.3	122.9	135.7	34.0	122.8	124.6	110.8	115.0	63.8	63.1	63.5	62.6	0.00	0.00	0.00
2006/11/26	03:12:00	136.1	135.0	129.7	110.5	106.4	122.5	135.7	38.5	122.5	124.6	110.8	115.0	63.6	63.0	63.5	62.6	0.00	0.00	0.00
2006/11/26	03:13:00	136.0	134.9	129.7	110.5	106.3	122.7	135.6	34.0	122.7	124.6	110.7	115.0	63.8	63.3	63.6	62.4	0.00	0.00	0.00
2006/11/26	03:14:00	136.0	135.0	129.6	110.6	106.1	122.8	135.6	34.2	122.7	124.7	110.7	115.0	63.7	63.1	63.4	62.6	-0.10	0.00	0.00
2006/11/26	03:15:00	136.0	135.1	129.7	110.7	106.8	122.8	135.6	34.6	122.8	124.7	110.7	115.1	63.9	63.8	63.8	62.8	-0.10	0.00	0.00
2006/11/26	03:16:00	136.0	135.1	129.7	110.7	106.6	123.0	135.7	34.6	122.9	124.7	110.7	115.0	64.0	62.8	63.8	63.3	0.00	0.00	0.00
2006/11/26	03:17:00	135.9	134.9	129.7	110.7	106.7	122.9	135.7	34.8	122.9	124.8	110.7	115.1	63.8	63.2	63.8	62.8	-0.10	-0.01	0.00
2006/11/26	03:18:00	135.9	135.0	129.8	110.7	106.8	122.9	135.7	26.5	123.0	124.8	110.6	115.1	63.9	63.8	64.1	63.3	0.00	0.00	0.00
2006/11/26	03:19:00	136.0	135.1	129.9	110.7	106.5	123.0	135.7	29.0	123.1	124.8	110.7	115.1	63.8	63.8	64.1	63.4	-0.10	0.00	0.00
2006/11/26	03:20:00	135.9	135.0	129.8	110.7	106.5	122.9	135.6	21.4	123.1	124.9	110.6	115.1	63.3	63.6	63.5	63.5	0.00	-0.01	0.00
2006/11/26	03:21:00	135.8	134.9	129.7	110.7	106.5	122.7	135.6	21.4	123.2	124.9	110.7	115.1	63.1	63.1	63.6	63.1	-0.10	-0.01	0.00
2006/11/26	03:22:00	135.9	134.9	129.8	110.7	106.4	122.9	135.7	21.0	123.2	125.0	110.6	115.1	63.0	63.7	63.4	63.2	-0.10	-0.01	0.00
2006/11/26	03:23:00	135.8	134.8	129.6	110.7	106.4	123.0	135.6	25.6	123.2	124.9	110.5	115.1	64.2	64.2	63.4	63.6	-0.10		

Heat Decay Run

Radioactive Material Transport Packaging System Safety Analysis Report
for Model AOS-025, AOS-050, and AOS-100 Transport Packages, Rev. G, July 27, 2012 (Docket No. 71-9316)

3-723

Date	Time	TC1	TC2	TC3	TC4	TC5	TC6	TC7	TC8	TC9	TC10	TC11	TC12	TC13	TC14	TC15	TC16	VDC	Amps	Watts
2006/11/26	03:26:00	135.7	134.8	129.6	110.7	106.4	122.8	135.5	21.4	123.0	124.7	110.5	115.0	63.6	63.4	63.4	63.1	-0.10	0.00	0.00
2006/11/26	03:27:00	135.7	134.8	129.6	110.7	106.5	122.8	135.5	21.4	123.2	124.8	110.5	115.0	63.7	63.8	63.7	63.3	0.00	0.00	0.00
2006/11/26	03:28:00	135.6	134.8	129.6	110.7	106.5	122.7	135.5	21.2	123.2	124.8	110.4	114.9	64.0	64.1	63.7	63.4	-0.10	-0.01	0.00
2006/11/26	03:29:00	135.6	134.7	129.5	110.7	106.4	122.9	135.5	21.4	122.8	124.8	110.6	115.0	63.7	63.3	63.9	63.3	0.00	0.00	0.00
2006/11/26	03:30:00	135.6	134.7	129.5	110.7	106.1	122.7	135.5	22.3	122.8	124.7	110.6	114.9	63.3	63.9	63.3	63.0	-0.10	-0.01	0.00
2006/11/26	03:31:00	135.6	134.6	129.6	110.7	106.1	122.7	135.5	20.3	122.9	124.7	110.5	114.9	63.8	63.9	63.2	63.3	-0.10	-0.01	0.00
2006/11/26	03:32:00	135.6	134.7	129.5	110.7	106.7	122.7	135.5	20.3	122.8	124.7	110.6	114.9	63.7	63.4	63.8	63.1	-0.10	0.00	0.00
2006/11/26	03:33:00	135.6	134.6	129.4	110.6	106.6	122.7	135.5	21.4	122.8	124.7	110.5	114.9	64.0	63.4	64.0	63.3	0.00	0.00	0.00
2006/11/26	03:34:00	135.5	134.5	129.4	110.6	106.5	122.8	135.4	20.8	122.8	124.6	110.5	114.8	63.7	63.6	64.3	63.3	0.00	0.00	0.00
2006/11/26	03:35:00	135.5	134.5	129.4	110.6	106.7	122.8	135.4	26.5	122.9	124.6	110.6	114.8	63.7	63.5	63.9	63.3	-0.10	0.00	0.00
2006/11/26	03:36:00	135.5	134.5	129.4	110.6	106.4	122.7	135.4	20.8	122.9	124.7	110.4	114.7	63.8	63.8	63.9	63.5	-0.10	-0.01	0.00
2006/11/26	03:37:00	135.5	134.5	129.4	110.6	106.5	122.5	135.4	20.5	122.5	124.7	110.5	114.8	63.7	63.4	64.1	63.2	-0.10	-0.01	0.00
2006/11/26	03:38:00	135.5	134.5	129.3	110.6	106.6	122.5	135.3	20.7	122.5	124.5	110.5	114.7	63.7	63.4	64.0	62.8	-0.10	-0.01	0.00
2006/11/26	03:39:00	135.4	134.3	129.2	110.5	106.4	122.5	135.3	21.2	122.5	124.5	110.4	114.7	63.7	63.6	63.8	62.8	0.00	0.00	0.00
2006/11/26	03:40:00	135.3	134.3	129.1	110.4	106.5	122.5	135.2	22.6	122.4	124.5	110.3	114.6	63.9	64.0	63.7	63.2	-0.10	-0.01	0.00
2006/11/26	03:41:00	135.3	134.3	129.1	110.5	106.6	122.5	135.1	30.8	122.7	124.5	110.3	114.6	63.6	63.7	64.0	63.5	-0.10	-0.01	0.00
2006/11/26	03:42:00	135.3	134.3	129.1	110.4	106.3	122.3	135.1	20.6	122.3	124.4	110.4	114.6	63.7	62.8	64.0	63.0	0.00	0.00	0.00
2006/11/26	03:43:00	135.2	134.2	129.0	110.4	106.3	122.0	135.0	20.4	122.2	124.3	110.4	114.6	63.6	63.2	63.7	63.0	0.00	0.00	0.00
2006/11/26	03:44:00	135.1	134.2	129.0	110.3	106.1	122.3	134.9	20.4	122.5	124.3	110.3	114.5	63.9	63.1	64.0	63.1	0.00	0.00	0.00
2006/11/26	03:45:00	135.1	134.2	128.9	110.3	105.8	122.2	134.9	20.1	122.0	124.1	110.2	114.5	63.6	63.2	64.1	62.8	-0.10	0.00	0.00
2006/11/26	03:46:00	135.0	134.1	128.8	110.2	106.1	121.8	134.8	19.7	122.0	124.1	110.3	114.5	63.6	63.2	63.5	62.8	0.00	0.00	0.00
2006/11/26	03:47:00	134.9	133.9	128.8	110.1	106.1	122.0	134.6	20.5	122.2	124.0	110.1	114.4	63.5	63.3	63.6	63.1	0.00	0.00	0.00
2006/11/26	03:48:00	134.9	133.9	128.6	110.0	105.8	122.0	134.5	20.1	121.8	123.8	110.1	114.4	63.6	63.0	63.7	62.6	0.00	0.00	0.00
2006/11/26	03:49:00	134.9	133.9	128.5	109.8	105.8	121.8	134.4	20.6	121.8	123.7	110.0	114.3	63.8	63.5	63.8	63.2	0.00	0.00	0.00
2006/11/26	03:50:00	134.7	133.8	128.5	109.7	105.6	121.7	134.3	32.4	121.8	123.7	110.0	114.3	63.6	63.2	63.7	63.3	-0.10	0.00	0.00
2006/11/26	03:51:00	134.7	133.7	128.4	109.7	105.6	121.5	134.2	23.4	121.5	123.5	110.0	114.2	63.6	63.1	63.7	62.8	-0.10	0.00	0.00
2006/11/26	03:52:00	134.7	133.7	128.3	109.7	105.6	121.5	134.1	19.3	121.3	123.4	110.0	114.2	63.4	63.1	63.4	62.6	-0.10	0.00	0.00
2006/11/26	03:53:00	134.7	133.5	128.3	109.7	105.5	121.5	134.1	19.6	121.7	123.5	109.9	114.2	63.2	63.7	63.2	63.1	-0.10	-0.01	0.00
2006/11/26	03:54:00	134.6	133.5	128.2	109.6	105.1	121.3	134.0	19.4	121.5	123.3	109.7	114.1	63.6	63.4	63.6	63.1	-0.10	-0.01	0.00
2006/11/26	03:55:00	134.6	133.5	128.1	109.6	105.5	121.3	133.9	26.1	121.5	123.3	109.8	114.0	64.0	63.2	63.4	62.8	-0.10	0.00	0.00
2006/11/26	03:56:00	134.6	133.5	128.2	109.6	105.3	121.3	134.0	19.4	121.3	123.3	109.7	113.9	63.4	62.8	63.2	62.8	-0.10	-0.01	0.00
2006/11/26	03:57:00	134.6	133.4	128.2	109.5	105.3	121.3	133.9	23.7	121.3	123.3	109.8	114.0	63.2	62.6	63.4	62.3	-0.10	-0.01	0.00
2006/11/26	03:58:00	134.4	133.4	128.0	109.3	105.3	121.3	133.8	19.2	121.3	123.2	109.7	114.0	63.3	63.2	63.5	62.8	-0.10	0.00	0.00
2006/11/26	03:59:00	134.4	133.4	128.0	109.3	105.3	121.1	133.7	26.9	121.1	123.1	109.6	113.8	63.4	62.8	63.4	63.0	-0.10	-0.01	0.00
2006/11/26	04:00:00	134.4	133.3	128.0	109.3	105.1	121.1	133.7	26.5	121.0	123.0	109.7	113.9	63.7	62.8	63.4	62.8	-0.10	0.00	0.00
2006/11/26	04:01:00	134.4	133.3	128.0	109.3	104.9	121.1	133.7	23.5	121.3	123.1	109.6	113.9	63.3	63.5	63.4	62.8	-0.10	0.00	0.00
2006/11/26	04:02:00	134.3	133.3	128.0	109.3	104.8	121.3	133.7	26.0	121.3	123.1	109.5	113.9	63.1	63.9	63.6	63.2	0.00	0.00	0.00
2006/11/26	04:03:00	134.3	133.2	128.0	109.3	105.1	121.1	133.5	15.5	121.0	123.1	109.5	113.9	63.5	63.0	63.3	62.8	-0.10	0.00	0.00
2006/11/26	04:04:00	134.2	133.2	127.9	109.3	105.1	121.3	133.5	26.3	121.0	123.0	109.6	113.8	63.4	64.0	63.5	62.8	0.00	0.00	0.00
2006/11/26	04:05:00	134.2	133.2	127.9	109.3	105.3	121.1	133.5	19.6	121.1	122.9	109.7	113.8	63.5	62.6	63.0	62.6	0.00	0.00	0.00
2006/11/26	04:06:00	134.2	133.2	127.9	109.3	105.1	121.0	133.5	16.1	120.8	123.0	109.7	113.7	63.3	61.9	63.2	62.0	-0.10	-0.01	0.00
2006/11/26	04:07:00	134.2	133.0	127.9	109.3	104.9	121.0	133.5	15.1	121.0	123.0	109.7	113.8	63.1	62.6	63.0	62.6	-0.10	0.00	0.00
2006/11/26	04:08:00	134.2	133.2	128.0	109.3	105.1	121.1	133.5	19.5	121.0	123.0	109.7	113.8	63.6	63.1	63.2	62.6	-0.10	0.00	0.00
2006/11/26	04:09:00	134.2	133.2	127.9	109.3	105.1	121.0	133.5	17.9	121.0	123.0	109.5	113.7	63.4	63.7	63.1	62.6	0.00	-0.01	0.00
2006/11/26	04:10:00	134.1	133.0	127.9	109.3	105.1	121.0	133.5	23.7	121.0	123.0	109.5	113.7	63.2	63.5	63.2	62.8	-0.10	-0.01	0.00
2006/11/26	04:11:00	134.1	133.0	127.9	109.3	105.1	121.0	133.5	24.9	121.3	123.0	109.6	113.8	63.5	63.0	63.3	62.8	-0.10	0.00	0.00
2006/11/26	04:12:00	134.1	133.0	127.9	109.3	105.1	121.0	133.5	26.3	121.5	123.1	109.3	113.6	62.8	63.8	63.1	63.0	-0.10	-0.01	0.00
2006/11/26	04:13:00	134.1	133.0	127.8	109.3	105.3	121.0	133.5	14.5	121.3	123.1	109.5	113.7	63.2	63.3	63.2	62.6	-0.10	0.00	0.00
2006/11/26	04:14:00	134.0	133.0	127.8	109.3	105.3	121.0	133.4	14.5	121.3	122.9	109.5	113.6	63.0	63.3	63.0	62.6	-0.10	-0.01	0.00
2006/11/26	04:15:00	133.9	132.9	127.7	109.3	104.8	120.8	133.3	14.3	121.3	122.9	109.3	113.6	63.1	63.5	62.8	62.6	-0.10	0.00	0.00
2006/11/26	04:16:00	133.9	132.8	127.7	109.1	104.8	120.8	133.3	14.4	121.1	122.8	109.3	113.6	63.2	63.6	62.8	62.6	0.00	0.00	0.00
2006/11/26	04:17:00	133.8	132.8	127.7	109.1	104.6	120.6	133.3	23.1	121.3	122.9	109.3	113.6	63.0	63.7	63.0	62.8	0.00	0.00	0.00
2006/11/26	04:18:00	133.9	132.8	127.7	109.1	104.6	120.8	133.3	15.9	121.0	122.8	109.3	113.5	63.0	63.4	62.8	62.6	0.00	-0.01	0.00
2006/11/26	04:19:00	133.8	132.8	127.5	109.1	105.1	120.8	133.2	19.2	121.0	122.7	109.3	113.5	63.4	62.6	63.2	62.8	-0.10	0.00	0.00
2006/11/26	04:20:00	133.8	132.7	127.5	109.1	104.8	120.8	133.2	14.3	120.8	122.5	109.3	113.5	63.4	63.1	63.3	62.3	0.00	0.00	0.00
2006/11/26	04:21:00	133.8	132.7	127.5	109.1	104.8	120.6	133.0	15.6	120.5	122.5	109.3	113.3	63.4	62.4	63.1	62.3	0.00		

Heat Decay Run

3-724
for Model AOS-025, AOS-050, and AOS-100 Transport Packages, Rev. G, July 27, 2012 (Docket No. 71-9316)

Date	Time	TC1	TC2	TC3	TC4	TC5	TC6	TC7	TC8	TC9	TC10	TC11	TC12	TC13	TC14	TC15	TC16	VDC	Amps	Watts
2006/11/26	04:24:00	133.5	132.5	127.3	108.8	104.6	120.5	132.9	14.1	120.4	122.3	109.1	113.3	63.4	62.8	63.2	62.3	-0.10	0.00	0.00
2006/11/26	04:25:00	133.5	132.3	127.3	108.8	104.8	120.5	132.9	20.9	120.4	122.3	109.1	113.3	63.3	62.6	63.3	62.1	-0.10	0.00	0.00
2006/11/26	04:26:00	133.5	132.5	127.3	108.8	104.8	120.4	132.8	14.3	120.5	122.3	109.1	113.3	63.3	63.3	63.2	62.3	-0.10	0.00	0.00
2006/11/26	04:27:00	133.5	132.5	127.3	108.8	104.6	120.6	132.9	14.1	120.5	122.3	109.1	113.3	63.4	62.6	63.0	62.1	-0.10	0.00	0.00
2006/11/26	04:28:00	133.5	132.5	127.2	108.8	104.4	120.4	132.8	23.7	120.3	122.2	109.1	113.3	63.4	62.8	63.3	62.6	0.00	0.00	0.00
2006/11/26	04:29:00	133.5	132.3	127.2	108.8	104.3	120.4	132.8	24.3	120.5	122.2	109.1	113.2	63.3	62.8	62.6	62.6	-0.10	0.00	0.00
2006/11/26	04:30:00	133.4	132.3	127.0	108.6	104.3	120.3	132.7	20.3	120.5	122.2	109.1	113.2	63.5	63.1	62.6	62.6	-0.10	0.00	0.00
2006/11/26	04:31:00	133.4	132.3	127.0	108.6	104.1	120.3	132.5	12.7	120.0	122.0	109.1	113.1	63.4	62.1	63.2	62.6	-0.10	-0.01	0.00
2006/11/26	04:32:00	133.4	132.2	127.0	108.6	104.6	120.3	132.5	16.6	120.3	122.0	109.1	113.1	63.3	62.4	63.2	62.3	-0.10	0.00	0.00
2006/11/26	04:33:00	133.3	132.2	127.0	108.6	104.6	120.0	132.5	19.9	119.9	121.8	109.0	113.1	63.1	61.9	63.1	61.7	-0.10	0.00	0.00
2006/11/26	04:34:00	133.3	132.2	127.0	108.6	104.3	120.1	132.3	19.6	119.9	121.8	109.1	113.1	63.0	61.9	63.1	61.6	-0.10	0.00	0.00
2006/11/26	04:35:00	133.2	132.2	127.0	108.4	103.9	120.3	132.3	16.3	120.0	121.8	109.0	113.0	63.0	62.1	63.2	62.2	-0.10	0.00	0.00
2006/11/26	04:36:00	133.2	132.0	127.0	108.6	104.2	120.3	132.5	12.8	119.9	121.8	109.0	113.1	63.4	62.6	63.2	62.1	0.00	0.00	0.00
2006/11/26	04:37:00	133.0	132.0	127.0	108.6	104.4	120.3	132.5	12.9	119.9	121.8	109.0	113.1	63.6	62.6	63.3	62.3	-0.10	0.00	0.00
2006/11/26	04:38:00	133.0	132.0	126.8	108.4	104.3	120.3	132.3	13.8	120.1	121.8	108.8	113.1	63.5	62.8	63.5	62.2	-0.10	0.00	0.00
2006/11/26	04:39:00	133.0	132.0	126.8	108.6	104.3	120.3	132.3	19.1	119.8	121.8	109.0	113.1	63.4	63.0	63.6	62.2	-0.10	0.00	0.00
2006/11/26	04:40:00	133.0	132.0	126.8	108.4	104.4	120.1	132.3	17.4	120.0	121.8	109.0	113.0	63.3	62.8	63.4	62.2	-0.10	0.00	0.00
2006/11/26	04:41:00	133.0	131.8	126.7	108.3	103.9	119.9	132.2	23.2	119.7	121.7	108.8	113.0	63.1	63.1	63.0	62.2	-0.10	0.00	0.00
2006/11/26	04:42:00	132.9	131.6	126.7	108.3	104.0	120.1	132.2	23.1	120.0	121.8	108.8	112.8	63.4	63.2	63.1	62.6	-0.10	0.00	0.00
2006/11/26	04:43:00	132.9	131.8	126.7	108.3	104.3	119.9	132.2	24.6	119.9	121.8	108.8	112.8	63.3	62.6	63.2	62.6	-0.10	0.00	0.00
2006/11/26	04:44:00	132.9	131.8	126.7	108.3	104.4	120.1	132.2	23.7	119.9	121.8	108.8	112.8	63.4	62.3	63.4	62.3	-0.10	0.00	0.00
2006/11/26	04:45:00	132.9	131.8	126.8	108.6	104.6	120.3	132.3	23.9	120.3	122.0	108.8	112.8	63.5	63.8	63.5	62.8	-0.10	0.00	0.00
2006/11/26	04:46:00	133.0	132.0	126.8	108.6	104.8	120.3	132.3	16.5	119.9	121.8	108.8	113.0	63.6	63.1	63.7	62.3	-0.10	0.00	0.00
2006/11/26	04:47:00	132.9	132.0	126.8	108.6	104.8	120.1	132.3	12.0	120.0	121.8	108.8	112.8	63.5	63.9	63.5	62.4	-0.10	-0.01	0.00
2006/11/26	04:48:00	132.9	131.8	126.8	108.6	104.6	120.4	132.3	11.9	120.3	121.8	108.6	112.8	63.6	63.3	63.7	62.8	0.00	0.00	0.00
2006/11/26	04:49:00	132.9	131.8	126.8	108.6	104.4	120.1	132.3	12.6	119.9	122.0	108.8	112.8	63.4	63.3	63.5	62.4	0.00	0.00	0.00
2006/11/26	04:50:00	132.9	131.8	126.8	108.6	104.6	120.3	132.3	14.1	120.4	122.0	108.6	112.8	63.6	63.4	63.7	62.8	-0.10	0.00	0.00
2006/11/26	04:51:00	132.8	131.8	126.8	108.8	104.9	120.4	132.5	12.2	120.3	122.0	108.8	112.8	63.6	63.2	63.5	62.6	-0.10	0.00	0.00
2006/11/26	04:52:00	132.9	131.8	126.8	108.8	105.1	120.5	132.5	11.8	120.3	122.2	108.8	112.8	63.6	63.2	63.8	62.8	-0.10	0.00	0.00
2006/11/26	04:53:00	132.8	131.8	126.8	108.8	104.8	120.4	132.5	11.8	120.4	122.0	108.8	112.8	63.8	63.5	63.9	62.8	-0.10	-0.01	0.00
2006/11/26	04:54:00	132.8	131.8	126.8	108.8	105.1	120.4	132.5	18.6	120.1	122.0	108.8	112.8	63.7	63.4	63.7	62.6	-0.10	0.00	0.00
2006/11/26	04:55:00	132.8	131.8	126.8	108.8	105.1	120.4	132.5	12.1	120.3	122.0	108.8	112.8	63.8	63.8	63.7	62.8	-0.10	0.00	0.00
2006/11/26	04:56:00	132.7	131.8	126.8	108.8	104.8	120.4	132.5	11.9	120.5	122.2	108.6	112.8	63.8	64.2	63.6	63.3	0.00	0.00	0.00
2006/11/26	04:57:00	132.7	131.8	126.8	108.8	104.9	120.4	132.5	12.4	120.3	122.2	108.6	112.8	63.7	63.2	63.9	63.0	-0.10	0.00	0.00
2006/11/26	04:58:00	132.7	131.6	126.8	108.8	104.8	120.4	132.5	12.1	120.4	122.2	108.6	112.8	63.8	63.6	63.8	63.0	0.00	0.00	0.00
2006/11/26	04:59:00	132.5	131.6	126.8	108.8	104.8	120.5	132.5	11.9	120.3	122.0	108.6	112.8	63.4	63.7	63.8	63.3	-0.10	0.00	0.00
2006/11/26	05:00:00	132.5	131.8	126.8	108.8	104.8	120.3	132.5	11.7	120.3	122.0	108.6	112.8	63.6	63.3	63.6	63.3	0.00	0.00	0.00
2006/11/26	05:01:00	132.5	131.5	126.7	108.8	104.8	120.3	132.3	11.6	120.3	122.0	108.6	112.8	63.8	63.6	63.8	63.6	0.00	-0.01	0.00
2006/11/26	05:02:00	132.5	131.5	126.7	108.6	104.9	120.3	132.3	11.7	120.3	122.0	108.6	112.8	63.8	63.2	64.0	63.2	-0.10	-0.01	0.00
2006/11/26	05:03:00	132.5	131.5	126.7	108.8	104.6	120.3	132.3	12.0	120.3	122.0	108.6	112.8	64.0	63.1	63.7	63.1	-0.10	-0.01	0.00
2006/11/26	05:04:00	132.5	131.5	126.7	108.8	104.6	120.3	132.3	11.8	120.3	122.0	108.6	112.8	63.3	63.1	63.3	63.0	-0.10	-0.01	0.00
2006/11/26	05:05:00	132.5	131.5	126.7	108.8	104.8	120.3	132.3	12.4	120.3	122.0	108.6	112.8	63.5	63.1	63.6	62.6	0.00	-0.01	0.00
2006/11/26	05:06:00	132.5	131.5	126.7	108.8	104.8	120.3	132.3	12.4	120.1	122.0	108.6	112.6	63.6	63.2	63.8	62.8	-0.10	-0.01	0.00
2006/11/26	05:07:00	132.5	131.5	126.7	108.8	104.6	120.0	132.3	12.4	120.0	122.0	108.4	112.6	63.3	63.1	63.7	62.6	-0.10	-0.01	0.00
2006/11/26	05:08:00	132.5	131.5	126.5	108.8	104.8	120.0	132.3	12.2	119.9	122.0	108.6	112.6	63.4	62.6	63.5	62.2	-0.10	-0.01	0.00
2006/11/26	05:09:00	132.5	131.5	126.5	108.8	104.6	120.3	132.2	11.8	120.0	121.8	108.6	112.6	63.1	62.8	63.6	62.6	-0.10	-0.01	0.00
2006/11/26	05:10:00	132.3	131.3	126.5	108.6	104.4	120.1	132.2	11.6	120.0	121.8	108.4	112.6	63.4	63.1	63.6	63.0	-0.10	-0.01	0.00
2006/11/26	05:11:00	132.3	131.3	126.5	108.6	104.8	120.3	132.2	10.7	120.0	121.8	108.4	112.6	63.6	62.8	63.6	62.8	-0.10	-0.01	0.00
2006/11/26	05:12:00	132.3	131.3	126.3	108.6	104.8	120.1	132.0	12.7	120.3	121.8	108.3	112.6	63.3	63.8	63.6	63.1	-0.10	-0.01	0.00
2006/11/26	05:13:00	132.3	131.3	126.3	108.6	104.6	120.1	132.2	13.0	119.8	121.8	108.4	112.6	63.8	63.1	63.9	62.6	-0.10	-0.01	0.00
2006/11/26	05:14:00	132.3	131.3	126.3	108.6	104.6	120.1	132.0	11.3	120.3	121.8	108.3	112.6	63.4	63.6	63.8	63.2	-0.10	-0.01	0.00
2006/11/26	05:15:00	132.2	131.3	126.3	108.6	104.6	120.1	132.0	11.1	120.1	121.8	108.4	112.6	63.7	62.8	63.6	63.1	-0.10	-0.01	0.00
2006/11/26	05:16:00	132.2	131.3	126.3	108.6	104.8	120.0	132.0	11.5	119.8	121.7	108.3	112.6	63.8	63.7	63.7	63.0	-0.10	-0.01	0.00
2006/11/26	05:17:00	132.2	131.3	126.3	108.6	104.6	119.9	132.0	11.8	119.9	121.7	108.3	112.6	63.8	63.1	63.7	62.8	-0.10	-0.01	0.00
2006/11/26	05:18:00	132.2	131.1	126.3	108.6	104.8	119.9	132.0	11.1	119.8	121.8	108.3	112.5	63.6	63.1	63.8	62.8	-0.10	-0.01	0.00
2006/11/26	05:19:00	132.0	131.1	126.3	108.6	104.6	120.0	132.0	11.1	119.7	121.8	108.3	112.6	63.5	63.1	63.9	62.6	-0.10	-0.01	0.00
2006/11/26	05																			

Heat Decay Run

Date	Time	TC1	TC2	TC3	TC4	TC5	TC6	TC7	TC8	TC9	TC10	TC11	TC12	TC13	TC14	TC15	TC16	VDC	Amps	Watts
2006/11/26	05:22:00	132.0	131.0	126.1	108.4	104.6	119.9	131.8	10.7	119.9	121.7	108.1	112.3	64.0	63.2	63.9	63.1	-0.10	-0.01	0.00
2006/11/26	05:23:00	131.8	130.9	126.0	108.4	104.6	119.8	131.8	11.7	119.8	121.5	108.3	112.3	63.7	63.2	63.7	63.1	-0.10	-0.01	0.00
2006/11/26	05:24:00	131.8	130.9	125.8	108.3	104.6	119.7	131.8	11.1	119.6	121.5	108.1	112.3	63.5	63.2	63.9	62.6	-0.10	-0.01	0.00
2006/11/26	05:25:00	131.8	130.8	125.8	108.1	104.4	119.7	131.5	10.6	119.7	121.3	107.9	112.1	63.3	63.6	63.4	62.4	-0.10	0.00	0.00
2006/11/26	05:26:00	131.8	130.6	125.8	108.1	104.4	119.7	131.5	10.9	119.7	121.3	107.9	112.1	63.3	63.4	63.5	63.0	-0.10	-0.01	0.00
2006/11/26	05:27:00	131.6	130.6	125.6	107.9	104.1	119.4	131.3	10.5	119.7	121.3	107.8	112.1	63.3	63.5	63.1	63.0	0.00	-0.01	0.00
2006/11/26	05:28:00	131.6	130.5	125.5	107.9	103.8	119.4	131.1	10.1	119.3	121.0	107.8	112.1	63.5	63.3	63.2	63.2	0.00	-0.01	0.00
2006/11/26	05:29:00	131.5	130.5	125.4	107.7	103.8	119.1	130.9	20.5	118.9	120.8	107.8	111.9	63.4	63.3	63.6	62.3	-0.10	-0.01	0.00
2006/11/26	05:30:00	131.5	130.4	125.3	107.6	103.8	119.0	130.8	16.8	118.7	120.5	107.9	111.9	63.5	62.6	63.4	62.2	-0.10	-0.01	0.00
2006/11/26	05:31:00	131.3	130.3	125.3	107.5	103.9	119.1	130.8	9.5	118.6	120.5	107.8	111.8	63.4	62.8	63.3	62.0	-0.10	-0.01	0.00
2006/11/26	05:32:00	131.3	130.2	125.3	107.5	103.9	118.9	130.8	9.5	118.5	120.4	107.7	111.8	63.3	62.6	63.2	62.2	-0.10	-0.01	0.00
2006/11/26	05:33:00	131.3	130.2	125.1	107.4	103.4	118.4	130.6	14.9	118.3	120.3	107.8	111.8	63.1	62.6	63.1	61.9	-0.10	-0.01	0.00
2006/11/26	05:34:00	131.3	130.1	125.3	107.4	103.4	118.5	130.5	11.4	118.3	120.3	107.6	111.8	63.1	62.6	63.2	61.9	-0.10	0.00	0.00
2006/11/26	05:35:00	131.3	130.1	125.1	107.2	103.5	118.6	130.4	9.6	118.5	120.3	107.5	111.6	63.5	62.8	63.2	62.6	-0.10	-0.01	0.00
2006/11/26	05:36:00	131.3	130.1	125.0	107.3	103.5	118.3	130.4	9.4	118.4	120.1	107.6	111.7	63.4	62.8	63.2	62.6	-0.10	-0.01	0.00
2006/11/26	05:37:00	131.1	130.1	125.0	107.2	103.4	118.4	130.3	20.5	118.2	119.9	107.7	111.7	63.5	61.9	63.3	61.9	-0.10	-0.01	0.00
2006/11/26	05:38:00	131.1	130.0	124.9	107.2	103.3	118.4	130.2	11.9	118.2	119.8	107.6	111.7	63.3	62.1	63.1	61.9	-0.10	-0.01	0.00
2006/11/26	05:39:00	131.0	130.0	124.9	107.2	103.3	118.5	130.2	9.6	118.3	120.0	107.4	111.6	63.6	62.8	63.1	62.4	-0.10	0.00	0.00
2006/11/26	05:40:00	131.0	129.9	124.9	107.1	103.2	118.3	130.1	9.2	118.1	119.9	107.6	111.6	63.4	62.6	63.2	61.8	-0.10	0.00	0.00
2006/11/26	05:41:00	131.0	129.9	124.9	107.1	103.0	118.4	130.1	14.9	118.1	119.9	107.5	111.6	63.0	63.4	62.8	62.1	0.00	0.00	0.00
2006/11/26	05:42:00	131.0	129.9	124.9	107.1	103.1	118.3	130.0	12.6	118.1	119.8	107.4	111.6	63.0	62.4	63.2	62.3	-0.10	-0.01	0.00
2006/11/26	05:43:00	130.9	129.7	124.8	107.0	103.2	118.2	130.0	20.3	118.1	119.8	107.3	111.4	62.8	62.3	62.8	62.1	-0.10	-0.01	0.00
2006/11/26	05:44:00	130.9	129.7	124.8	107.0	103.1	118.3	130.0	9.2	118.0	119.6	107.4	111.4	63.0	62.2	63.0	61.6	-0.10	-0.01	0.00
2006/11/26	05:45:00	130.8	129.7	124.8	107.0	103.0	118.1	129.9	9.4	117.7	119.6	107.5	111.6	63.0	62.8	62.6	61.7	-0.10	0.00	0.00
2006/11/26	05:46:00	130.8	129.7	124.7	106.9	102.8	118.1	129.9	8.4	117.9	119.6	107.3	111.4	63.0	62.6	62.6	61.8	-0.10	0.00	0.00
2006/11/26	05:47:00	130.8	129.7	124.7	106.9	102.7	118.0	129.9	10.5	118.0	119.7	107.2	111.4	63.2	63.3	62.8	62.6	-0.10	0.00	0.00
2006/11/26	05:48:00	130.8	129.7	124.7	106.9	102.8	118.2	129.8	8.9	118.0	119.6	107.3	111.4	63.3	62.6	62.6	62.3	0.00	0.00	0.00
2006/11/26	05:49:00	130.8	129.6	124.6	106.9	103.1	118.1	129.8	9.3	117.9	119.6	107.3	111.4	63.0	62.0	63.0	62.1	-0.10	0.00	0.00
2006/11/26	05:50:00	130.8	129.6	124.6	107.0	102.8	118.1	129.8	15.5	117.9	119.6	107.2	111.3	63.0	62.0	62.8	61.9	-0.10	-0.01	0.00
2006/11/26	05:51:00	130.6	129.5	124.5	106.9	102.9	117.9	129.7	17.6	117.8	119.4	107.2	111.3	63.1	62.2	62.8	61.8	-0.10	-0.01	0.00
2006/11/26	05:52:00	130.6	129.5	124.5	106.8	103.0	117.8	129.6	28.6	117.7	119.3	107.3	111.3	62.8	61.9	62.8	61.6	-0.10	-0.01	0.00
2006/11/26	05:53:00	130.6	129.5	124.5	106.9	102.6	117.7	129.6	19.9	117.5	119.3	107.2	111.2	62.8	61.5	62.8	61.5	-0.10	-0.01	0.00
2006/11/26	05:54:00	130.5	129.4	124.4	106.8	102.5	117.8	129.5	16.9	117.6	119.2	107.2	111.2	62.3	61.5	62.3	61.3	-0.10	0.00	0.00
2006/11/26	05:55:00	130.5	129.4	124.4	106.8	102.9	117.8	129.6	19.9	117.6	119.3	107.1	111.2	61.9	61.9	62.0	61.7	0.00	0.00	0.00
2006/11/26	05:56:00	130.5	129.4	124.5	106.8	102.7	117.9	129.5	18.8	117.6	119.3	107.1	111.2	62.6	62.0	62.4	61.9	0.00	0.00	0.00
2006/11/26	05:57:00	130.5	129.4	124.4	106.8	102.7	117.8	129.5	21.2	117.6	119.2	107.2	111.2	62.6	61.8	62.4	61.6	-0.10	0.00	0.00
2006/11/26	05:58:00	130.4	129.4	124.4	106.8	102.5	117.7	129.5	28.6	117.7	119.3	107.1	111.2	62.8	61.8	62.6	61.9	-0.10	0.00	0.00
2006/11/26	05:59:00	130.4	129.4	124.4	106.8	102.6	117.8	129.5	19.1	117.6	119.2	107.0	111.1	63.0	62.0	62.6	62.1	-0.10	-0.01	0.00
2006/11/26	06:00:00	130.3	129.3	124.3	106.7	102.7	117.8	129.4	27.1	117.6	119.2	107.0	111.1	63.3	62.1	62.8	61.9	-0.10	-0.01	0.00
2006/11/26	06:01:00	130.3	129.2	124.2	106.7	102.3	117.6	129.3	23.7	117.7	119.2	106.9	111.1	62.6	62.8	62.4	62.4	-0.10	-0.01	0.00
2006/11/26	06:02:00	130.3	129.1	124.2	106.6	102.5	117.8	129.3	23.4	117.5	119.1	107.0	111.1	62.8	62.6	62.4	62.2	-0.10	-0.01	0.00
2006/11/26	06:03:00	130.3	129.1	124.2	106.6	102.3	117.6	129.3	22.8	117.5	119.1	106.9	111.0	62.6	62.8	62.1	62.4	-0.10	-0.01	0.00
2006/11/26	06:04:00	130.2	129.1	124.2	106.6	102.3	117.7	129.3	28.4	117.5	119.2	106.9	111.0	62.8	62.6	62.1	62.4	-0.10	-0.01	0.00
2006/11/26	06:05:00	130.2	129.1	124.1	106.6	102.8	117.7	129.2	23.0	117.3	119.0	106.9	111.0	62.8	62.6	62.6	62.3	0.00	0.00	0.00
2006/11/26	06:06:00	130.2	129.1	124.1	106.6	102.5	117.6	129.2	22.6	117.3	119.0	106.9	111.0	63.0	62.8	62.8	61.8	0.00	0.00	0.00
2006/11/26	06:07:00	130.2	129.1	124.2	106.6	102.3	117.6	129.2	25.4	117.3	119.0	106.9	111.0	63.0	62.1	62.6	62.1	-0.10	0.00	0.00
2006/11/26	06:08:00	130.1	129.1	124.1	106.6	102.7	117.7	129.1	20.1	117.2	119.0	106.8	111.0	62.6	62.4	62.6	62.1	-0.10	0.00	0.00
2006/11/26	06:09:00	130.1	129.1	124.1	106.5	102.6	117.6	129.2	18.8	117.6	119.0	106.7	110.9	62.4	63.0	62.6	62.6	0.00	0.00	0.00
2006/11/26	06:10:00	130.1	129.1	124.2	106.7	102.6	117.5	129.3	17.9	117.7	119.2	106.8	110.9	62.4	63.2	62.3	62.6	0.00	0.00	0.00
2006/11/26	06:11:00	130.0	129.0	124.1	106.6	102.5	117.5	129.2	17.0	117.6	119.1	106.8	110.9	62.4	62.6	62.2	62.2	0.00	0.00	0.00
2006/11/26	06:12:00	130.0	129.0	124.0	106.5	102.6	117.5	129.2	17.4	117.3	119.0	106.7	110.9	62.8	62.6	62.6	62.0	-0.10	0.00	0.00
2006/11/26	06:13:00	130.0	128.9	124.0	106.5	102.6	117.3	129.0	15.7	117.3	118.9	106.7	110.9	63.0	62.6	62.3	62.3	0.00	0.00	0.00
2006/11/26	06:14:00	129.9	128.8	124.0	106.5	102.1	117.5	129.0	17.9	117.3	118.8	106.6	110.7	62.8	62.4	62.6	62.2	-0.10	0.00	0.00
2006/11/26	06:15:00	129.9	128.8	123.9	106.4	102.0	117.3	128.9	18.2	117.3	118.8	106.6	110.7	63.2	63.0	62.4	62.3	0.00	0.00	0.00
2006/11/26	06:16:00	129.8	128.8	123.8	106.3	102.3	117.2	128.8	16.7	117.2	118.7	106.6	110.7	63.0	62.6	62.2	62.1	0.00	0.00	0.00
2006/11/26	06:17:00	129.8	128.7	123.7	106.3	102.1	117.3	128.8	16.5	117.1	118.6	106.6	110.7	63.1	62.6	62.3	62.0	0.00	0.00	0.00
2006/11/26	06:18:00	129.7	128.7	123.7	106.3	102.0	117.3	128.7	15.5	117.1	118.6									

Heat Decay Run

Date	Time	TC1	TC2	TC3	TC4	TC5	TC6	TC7	TC8	TC9	TC10	TC11	TC12	TC13	TC14	TC15	TC16	VDC	Amps	Watts
2006/11/26	06:20:00	129.7	128.6	123.7	106.3	102.3	117.3	128.7	14.9	117.0	118.7	106.5	110.6	63.2	63.3	62.6	62.3	0.00	0.00	0.00
2006/11/26	06:21:00	129.7	128.6	123.7	106.3	102.3	117.3	128.7	14.9	117.0	118.7	106.5	110.6	63.2	63.0	62.8	62.3	0.00	0.00	0.00
2006/11/26	06:22:00	129.7	128.6	123.8	106.4	102.3	117.3	128.8	16.1	117.1	118.8	106.6	110.7	63.0	62.0	62.6	61.5	0.00	0.00	0.00
2006/11/26	06:23:00	129.7	128.6	123.7	106.4	102.3	117.3	128.8	20.9	117.0	118.8	106.7	110.7	63.0	62.8	62.8	61.7	-0.10	0.00	0.00
2006/11/26	06:24:00	129.7	128.6	123.7	106.4	102.3	117.5	128.8	13.4	117.2	118.8	106.6	110.6	62.8	63.1	62.8	61.7	-0.10	0.00	0.00
2006/11/26	06:25:00	129.7	128.7	123.8	106.5	102.3	117.5	128.9	13.9	117.3	118.9	106.6	110.7	63.0	62.4	62.8	62.2	-0.10	0.00	0.00
2006/11/26	06:26:00	129.7	128.7	123.8	106.5	102.5	117.5	128.9	21.1	117.5	118.9	106.6	110.7	63.3	63.4	63.3	62.4	-0.10	0.00	0.00
2006/11/26	06:27:00	129.6	128.6	123.7	106.5	102.6	117.5	128.8	24.1	117.5	118.9	106.5	110.7	63.3	63.0	63.2	62.4	-0.10	0.00	0.00
2006/11/26	06:28:00	129.6	128.6	123.6	106.5	102.3	117.5	128.8	16.9	117.0	118.9	106.5	110.6	63.2	62.4	63.1	62.4	0.00	0.00	0.00
2006/11/26	06:29:00	129.5	128.5	123.6	106.4	102.3	117.3	128.7	15.6	117.2	118.8	106.5	110.5	63.3	62.4	63.3	62.4	-0.10	0.00	0.00
2006/11/26	06:30:00	129.4	128.5	123.5	106.4	102.3	117.3	128.8	12.1	117.1	118.8	106.6	110.6	63.5	63.6	62.8	62.6	-0.10	0.00	0.00
2006/11/26	06:31:00	129.5	128.5	123.6	106.5	102.6	117.6	128.9	11.9	117.3	118.9	106.5	110.6	63.5	63.5	63.4	62.8	-0.10	0.00	0.00
2006/11/26	06:32:00	129.4	128.4	123.5	106.4	102.5	117.3	128.8	11.3	117.3	118.9	106.5	110.6	63.3	63.6	63.0	62.8	0.00	0.00	0.00
2006/11/26	06:33:00	129.4	128.4	123.5	106.4	102.5	117.3	128.8	12.7	117.3	119.0	106.4	110.5	63.2	63.6	63.0	62.8	-0.10	0.00	0.00
2006/11/26	06:34:00	129.3	128.4	123.5	106.4	102.3	117.3	128.8	10.6	117.5	118.9	106.3	110.5	63.0	63.6	62.8	62.8	-0.10	0.00	0.00
2006/11/26	06:35:00	129.4	128.4	123.5	106.4	102.7	117.3	128.9	38.2	117.5	119.0	106.3	110.5	63.4	63.2	62.8	62.8	0.00	0.00	0.00
2006/11/26	06:36:00	129.3	128.4	123.6	106.4	102.5	117.5	128.9	37.8	117.3	119.0	106.4	110.5	63.2	63.0	63.2	62.6	0.00	0.00	0.00
2006/11/26	06:37:00	129.3	128.3	123.6	106.5	102.5	117.5	128.9	37.0	117.5	119.0	106.4	110.5	63.4	63.8	62.8	63.0	0.00	0.00	0.00
2006/11/26	06:38:00	129.2	128.3	123.5	106.4	102.5	117.3	128.8	33.3	117.3	119.0	106.3	110.5	63.6	63.8	63.2	63.0	0.00	0.00	0.00
2006/11/26	06:39:00	129.3	128.2	123.5	106.4	102.7	117.5	128.8	19.2	117.3	119.0	106.4	110.5	63.6	63.1	63.4	62.4	0.00	0.00	0.00
2006/11/26	06:40:00	129.3	128.3	123.5	106.5	102.6	117.6	128.9	24.4	117.2	119.0	106.5	110.6	63.7	62.8	63.6	62.6	0.00	0.00	0.00
2006/11/26	06:41:00	129.3	128.2	123.6	106.6	102.7	117.5	128.9	13.6	117.3	119.0	106.5	110.6	63.7	63.2	63.6	62.6	0.00	0.00	0.00
2006/11/26	06:42:00	129.3	128.2	123.6	106.6	102.6	117.7	128.9	14.1	117.5	119.1	106.4	110.6	63.6	63.9	63.7	63.4	0.00	0.00	0.00
2006/11/26	06:43:00	129.3	128.3	123.6	106.6	102.8	117.7	128.9	18.4	117.6	119.1	106.4	110.6	63.6	63.1	63.7	63.0	0.00	0.00	0.00
2006/11/26	06:44:00	129.3	128.3	123.5	106.6	102.8	117.5	128.9	15.6	117.3	119.1	106.4	110.5	63.5	63.4	63.5	63.1	0.00	0.00	0.00
2006/11/26	06:45:00	129.2	128.3	123.6	106.6	102.8	117.8	129.0	15.5	117.3	119.0	106.5	110.6	63.4	64.1	63.4	62.8	0.00	0.00	0.00
2006/11/26	06:46:00	129.3	128.3	123.7	106.7	103.1	117.7	129.0	27.9	117.3	119.2	106.4	110.6	63.6	64.0	63.4	63.0	0.00	0.00	0.00
2006/11/26	06:47:00	129.2	128.3	123.6	106.7	102.9	117.8	129.0	23.1	117.3	119.2	106.4	110.6	63.9	63.4	63.8	62.8	0.00	0.00	0.00
2006/11/26	06:48:00	129.2	128.3	123.6	106.7	103.2	117.7	129.0	25.4	117.6	119.2	106.4	110.6	63.9	63.9	63.9	63.4	0.00	0.00	0.00
2006/11/26	06:49:00	129.2	128.3	123.6	106.6	102.9	117.6	128.9	23.4	117.5	119.1	106.4	110.5	63.9	62.6	63.8	62.6	0.00	0.00	0.00
2006/11/26	06:50:00	129.2	128.3	123.5	106.6	102.9	117.6	128.9	29.9	117.3	119.1	106.5	110.5	63.7	62.6	63.7	62.4	0.00	0.00	0.00
2006/11/26	06:51:00	129.1	128.3	123.5	106.6	102.8	117.8	128.9	28.4	117.6	119.1	106.3	110.5	63.5	63.8	63.7	63.1	-0.10	0.00	0.00
2006/11/26	06:52:00	129.1	128.2	123.5	106.7	102.9	117.7	128.9	24.1	117.5	119.1	106.4	110.5	63.7	63.0	63.7	62.8	-0.10	-0.01	0.00
2006/11/26	06:53:00	129.0	128.2	123.5	106.6	102.7	117.6	128.8	24.1	117.3	119.0	106.4	110.5	63.8	63.5	63.8	62.8	-0.10	0.00	0.00
2006/11/26	06:54:00	129.0	128.2	123.4	106.6	102.7	117.5	128.8	21.4	117.3	118.9	106.2	110.4	64.0	63.5	63.8	62.8	-0.10	-0.01	0.00
2006/11/26	06:55:00	129.0	128.2	123.4	106.5	103.0	117.6	128.8	21.1	117.7	119.1	106.1	110.3	63.8	63.8	63.8	63.3	-0.10	-0.01	0.00
2006/11/26	06:56:00	128.9	128.1	123.4	106.5	102.9	117.7	128.8	18.2	117.3	119.0	106.1	110.3	63.8	63.3	63.8	62.8	-0.10	-0.01	0.00
2006/11/26	06:57:00	128.9	128.1	123.3	106.5	102.7	117.6	128.7	20.6	117.3	118.9	106.2	110.4	63.7	64.2	63.8	63.0	-0.10	-0.01	0.00
2006/11/26	06:58:00	128.9	128.0	123.4	106.5	102.6	117.6	128.7	19.0	117.3	118.9	106.2	110.4	64.0	63.5	64.0	63.1	-0.10	-0.01	0.00
2006/11/26	06:59:00	128.9	128.0	123.3	106.5	102.6	117.6	128.7	17.6	117.6	119.0	106.1	110.4	64.1	64.0	63.9	63.4	-0.10	-0.01	0.00
2006/11/26	07:00:00	128.9	128.0	123.3	106.5	102.7	117.6	128.7	20.4	117.3	119.0	106.1	110.4	64.0	64.1	64.1	63.1	-0.10	-0.01	0.00
2006/11/26	07:01:00	128.8	128.0	123.3	106.6	103.0	117.6	128.7	25.9	117.5	119.0	106.1	110.3	63.8	63.9	64.0	63.1	-0.10	-0.01	0.00
2006/11/26	07:02:00	128.8	127.9	123.2	106.5	103.0	117.6	128.6	25.2	117.3	118.9	106.2	110.3	63.9	63.9	63.9	63.2	-0.10	-0.01	0.00
2006/11/26	07:03:00	128.7	127.9	123.2	106.5	102.8	117.5	128.6	12.4	117.3	118.9	106.1	110.2	63.6	63.9	63.8	63.0	-0.10	-0.01	0.00
2006/11/26	07:04:00	128.7	127.8	123.1	106.5	102.8	117.6	128.6	12.4	117.2	118.9	106.0	110.2	63.5	62.8	63.9	63.0	-0.10	-0.01	0.00
2006/11/26	07:05:00	128.7	127.9	123.1	106.4	102.5	117.3	128.6	10.9	117.1	118.8	106.1	110.1	63.5	62.8	63.6	62.4	-0.10	-0.01	0.00
2006/11/26	07:06:00	128.6	127.8	123.1	106.4	102.3	117.3	128.5	17.4	117.1	118.8	105.8	110.1	63.7	64.0	63.8	63.0	-0.10	-0.01	0.00
2006/11/26	07:07:00	128.6	127.7	123.0	106.3	102.6	117.3	128.4	9.4	117.3	118.8	106.0	110.1	63.5	63.4	63.7	63.4	-0.10	-0.01	0.00
2006/11/26	07:08:00	128.6	127.5	123.0	106.2	102.7	117.3	128.4	9.9	117.2	118.7	106.0	110.0	63.5	63.2	63.7	63.0	-0.10	-0.01	0.00
2006/11/26	07:09:00	128.5	127.5	122.9	106.2	102.6	117.2	128.4	20.6	117.1	118.7	105.8	110.1	63.7	63.4	63.5	63.2	-0.10	-0.01	0.00
2006/11/26	07:10:00	128.5	127.5	122.9	106.1	102.6	117.1	128.2	28.6	117.1	118.6	105.8	110.0	63.6	63.2	63.4	63.2	-0.10	-0.01	0.00
2006/11/26	07:11:00	128.4	127.5	122.8	106.0	102.5	117.0	128.1	19.3	117.0	118.4	105.8	109.9	63.4	63.2	63.5	63.0	-0.10	-0.01	0.00
2006/11/26	07:12:00	128.3	127.4	122.7	105.8	102.3	116.8	127.9	35.0	116.8	118.3	105.6	109.9	63.6	63.4	63.4	63.2	-0.10	-0.01	0.00
2006/11/26	07:13:00	128.3	127.3	122.7	105.8	102.1	116.8	128.0	35.4	116.8	118.3	105.6	109.8	63.5	63.6	63.1	62.8	-0.10	-0.01	0.00
2006/11/26	07:14:00	128.3	127.3	122.5	105.8	101.8	116.6	127.9	34.8	116.8	118.3	105.6	109.8	63.4	63.4	63.4	63.0	-0.10	-0.01	0.00
2006/11/26	07:15:00	128.2	127.2	122.5	105.8	102.1	116.6	127.7	37.9	116.5	118.1	105.6	109.7	63.4	63.4	63.4	62.8	-0.10	-0.01	0.00
2006/11/26	07:16:00	128.2	127.2	122.5	105.6	102.0	116.5	127.5	35.2	116.3										

Heat Decay Run

Radioactive Material Transport Packaging System Safety Analysis Report
for Model AOS-025, AOS-050, and AOS-100 Transport Packages, Rev. G, July 27, 2012 (Docket No. 71-9316) 3-727

Date	Time	TC1	TC2	TC3	TC4	TC5	TC6	TC7	TC8	TC9	TC10	TC11	TC12	TC13	TC14	TC15	TC16	VDC	Amps	Watts
2006/11/26	07:18:00	128.0	127.0	122.3	105.5	101.4	116.3	127.4	34.8	116.3	117.8	105.3	109.6	63.3	63.3	63.0	62.8	-0.10	-0.01	0.00
2006/11/26	07:19:00	128.0	127.0	122.2	105.5	101.8	116.1	127.4	35.0	116.1	117.7	105.5	109.6	63.1	62.3	62.8	62.4	-0.10	-0.01	0.00
2006/11/26	07:20:00	128.0	127.0	122.0	105.3	101.3	116.1	127.3	36.1	115.6	117.5	105.5	109.6	63.1	62.2	63.1	62.3	-0.10	-0.01	0.00
2006/11/26	07:21:00	128.0	126.8	122.2	105.3	101.3	116.1	127.3	36.1	115.6	117.5	105.3	109.5	63.0	62.4	62.6	61.6	-0.10	0.00	0.00
2006/11/26	07:22:00	127.9	126.8	122.0	105.3	101.4	116.1	127.0	40.6	115.6	117.3	105.5	109.5	63.0	62.3	62.8	61.7	-0.10	-0.01	0.00
2006/11/26	07:23:00	127.9	126.8	122.0	105.3	101.6	116.1	127.0	34.6	115.8	117.3	105.3	109.3	62.8	62.4	62.8	62.0	-0.10	-0.01	0.00
2006/11/26	07:24:00	127.8	126.8	122.0	105.3	101.3	115.8	126.8	34.0	115.4	117.2	105.3	109.3	63.2	62.4	63.0	62.2	-0.10	-0.01	0.00
2006/11/26	07:25:00	127.8	126.8	121.8	105.1	101.3	115.8	126.8	34.0	115.3	117.2	105.3	109.3	62.8	62.2	62.8	62.2	-0.10	-0.01	0.00
2006/11/26	07:26:00	127.8	126.8	122.0	105.1	101.2	115.8	126.8	34.4	115.3	117.2	105.3	109.3	62.8	62.3	62.6	61.7	-0.10	-0.01	0.00
2006/11/26	07:27:00	127.8	126.7	121.8	105.1	101.3	115.8	126.8	34.4	115.3	117.0	105.3	109.3	62.8	61.8	62.8	61.4	-0.10	-0.01	0.00
2006/11/26	07:28:00	127.8	126.7	121.8	105.1	101.3	115.6	126.8	34.4	115.1	117.0	105.3	109.3	62.4	61.7	62.4	61.1	-0.10	0.00	0.00
2006/11/26	07:29:00	127.7	126.5	121.8	105.1	101.2	115.6	126.7	45.2	115.2	116.8	105.3	109.3	62.3	61.6	62.6	61.4	-0.10	0.00	0.00
2006/11/26	07:30:00	127.7	126.5	121.8	105.1	101.1	115.6	126.7	41.7	115.2	116.8	105.3	109.3	62.6	61.4	62.6	61.3	-0.10	0.00	0.00
2006/11/26	07:31:00	127.7	126.7	121.8	105.1	101.3	115.6	126.7	33.6	115.2	116.8	105.3	109.3	62.6	62.1	62.6	61.5	-0.10	0.00	0.00
2006/11/26	07:32:00	127.7	126.5	121.8	105.1	101.1	115.6	126.7	33.7	115.2	116.8	105.1	109.1	62.8	62.3	62.4	61.6	-0.10	-0.01	0.00
2006/11/26	07:33:00	127.5	126.5	121.8	105.1	101.2	115.8	126.7	33.1	115.2	116.8	105.1	109.1	63.0	62.2	62.8	62.1	-0.10	0.00	0.00
2006/11/26	07:34:00	127.5	126.5	121.7	104.9	101.1	115.6	126.5	32.5	115.1	116.8	105.1	109.1	62.8	62.3	62.6	61.8	-0.10	-0.01	0.00
2006/11/26	07:35:00	127.5	126.5	121.7	105.1	101.2	115.3	126.5	34.6	115.1	116.8	105.1	109.1	62.8	62.1	62.6	61.6	-0.10	-0.01	0.00
2006/11/26	07:36:00	127.5	126.3	121.7	105.1	101.1	115.4	126.5	32.1	115.1	116.6	105.1	109.1	62.6	61.9	62.6	61.4	-0.10	-0.01	0.00
2006/11/26	07:37:00	127.5	126.3	121.5	104.9	101.1	115.2	126.5	30.3	114.8	116.6	105.1	109.1	62.4	61.9	62.3	61.3	-0.10	-0.01	0.00
2006/11/26	07:38:00	127.4	126.3	121.5	104.9	101.1	115.1	126.3	26.0	114.9	116.6	105.1	109.1	62.8	62.3	62.4	61.6	-0.10	-0.01	0.00
2006/11/26	07:39:00	127.4	126.3	121.5	104.9	100.9	115.2	126.3	22.0	115.1	116.6	104.8	109.1	62.2	62.8	62.0	62.0	-0.10	-0.01	0.00
2006/11/26	07:40:00	127.5	126.3	121.5	104.9	101.1	115.3	126.3	21.8	115.0	116.6	105.1	109.1	62.8	62.6	62.6	61.4	-0.10	-0.01	0.00
2006/11/26	07:41:00	127.4	126.3	121.3	104.8	101.1	115.3	126.3	23.5	115.0	116.6	105.1	109.0	62.8	62.6	62.4	61.4	-0.10	-0.01	0.00
2006/11/26	07:42:00	127.3	126.1	121.5	104.8	101.1	115.4	126.3	20.8	115.1	116.6	104.6	109.0	62.8	62.8	62.6	62.0	-0.10	-0.01	0.00
2006/11/26	07:43:00	127.3	126.1	121.5	104.8	100.9	115.2	126.3	20.4	115.1	116.6	104.6	108.8	62.6	63.2	62.4	62.3	-0.10	-0.01	0.00
2006/11/26	07:44:00	127.2	126.0	121.3	104.8	100.9	115.1	126.0	20.5	115.0	116.5	104.8	108.8	62.8	62.8	62.2	62.1	-0.10	-0.01	0.00
2006/11/26	07:45:00	127.2	126.0	121.3	104.8	100.6	115.1	126.0	23.5	115.1	116.6	104.8	108.8	62.6	63.1	62.3	62.4	-0.10	-0.01	0.00
2006/11/26	07:46:00	127.2	126.0	121.3	104.8	100.7	115.1	126.1	21.0	115.1	116.5	104.8	109.0	63.0	62.8	62.4	62.3	-0.10	-0.01	0.00
2006/11/26	07:47:00	127.2	126.1	121.3	104.8	100.8	115.3	126.1	19.3	114.9	116.5	104.8	108.8	63.0	62.6	62.6	62.3	-0.10	-0.01	0.00
2006/11/26	07:48:00	127.2	126.1	121.3	104.8	100.7	115.1	126.0	17.0	114.6	116.3	104.8	108.8	63.0	62.1	62.2	61.4	-0.10	-0.01	0.00
2006/11/26	07:49:00	127.2	126.0	121.3	104.6	100.8	115.1	126.0	20.4	114.7	116.3	104.8	108.8	62.8	62.0	62.3	61.6	-0.10	-0.01	0.00
2006/11/26	07:50:00	127.0	126.0	121.1	104.6	100.7	114.9	125.8	12.6	114.6	116.1	104.8	108.8	62.6	62.0	62.3	61.5	0.00	-0.01	0.00
2006/11/26	07:51:00	127.0	126.0	121.1	104.6	100.7	115.0	125.8	12.4	114.6	116.1	104.8	108.8	63.0	61.5	62.6	61.8	0.00	0.00	0.00
2006/11/26	07:52:00	127.0	126.0	121.1	104.6	100.7	114.9	126.0	10.9	114.8	116.1	104.6	108.8	62.6	62.6	62.6	61.9	0.00	0.00	0.00
2006/11/26	07:53:00	127.0	126.0	121.1	104.6	100.9	115.0	125.8	11.3	114.8	116.3	104.6	108.8	62.8	62.0	62.6	62.0	0.00	0.00	0.00
2006/11/26	07:54:00	127.0	125.8	121.0	104.6	100.7	114.8	125.8	16.6	114.6	116.1	104.8	108.8	62.6	61.7	62.4	61.6	0.00	0.00	0.00
2006/11/26	07:55:00	127.0	125.8	121.0	104.6	100.6	114.9	125.8	15.1	114.5	116.1	104.6	108.8	62.8	61.5	62.6	61.6	0.00	0.00	0.00
2006/11/26	07:56:00	126.8	125.8	121.0	104.6	100.9	114.8	125.8	4.9	114.6	115.9	104.6	108.6	63.0	62.0	62.6	62.0	0.00	0.00	0.00
2006/11/26	07:57:00	126.8	125.8	121.0	104.6	100.6	114.7	125.8	13.6	114.5	115.9	104.6	108.6	63.0	61.7	62.8	61.9	0.00	0.00	0.00
2006/11/26	07:58:00	126.8	125.8	121.0	104.6	100.6	114.8	125.8	9.6	114.6	116.1	104.6	108.6	62.8	61.7	62.6	61.6	0.00	0.00	0.00
2006/11/26	07:59:00	126.8	125.8	121.0	104.6	100.7	114.9	125.8	7.1	114.7	116.1	104.6	108.6	62.8	61.8	62.6	61.6	0.00	0.00	0.00
2006/11/26	08:00:00	126.8	125.8	121.0	104.6	100.8	114.9	125.8	7.9	114.6	116.1	104.6	108.6	62.8	62.1	62.8	61.5	0.00	0.00	0.00
2006/11/26	08:01:00	126.8	125.6	121.0	104.6	100.8	114.9	125.8	7.1	114.4	116.1	104.6	108.6	62.6	62.4	62.6	61.5	0.00	0.00	0.00
2006/11/26	08:02:00	126.8	125.6	120.8	104.4	100.5	114.9	125.6	11.1	114.6	116.1	104.6	108.6	63.0	62.6	62.4	61.9	0.00	0.00	0.00
2006/11/26	08:03:00	126.7	125.6	120.8	104.4	100.4	114.8	125.6	6.6	114.7	115.9	104.3	108.6	62.6	62.6	62.6	62.2	0.00	0.00	0.00
2006/11/26	08:04:00	126.7	125.6	120.8	104.4	100.5	114.8	125.6	6.5	114.7	116.1	104.3	108.6	63.1	62.6	62.0	62.0	0.00	0.00	0.00
2006/11/26	08:05:00	126.7	125.5	120.8	104.4	100.7	114.9	125.6	6.3	114.6	116.1	104.4	108.6	63.1	62.6	62.0	62.0	0.00	0.00	0.00
2006/11/26	08:06:00	126.7	125.6	120.8	104.6	100.5	114.9	125.8	6.5	114.7	116.1	104.4	108.6	63.2	62.3	62.8	62.1	0.00	0.00	0.00
2006/11/26	08:07:00	126.5	125.5	120.8	104.6	100.2	114.9	125.8	5.6	114.6	116.1	104.4	108.6	63.2	62.8	62.6	61.9	-0.10	0.00	0.00
2006/11/26	08:08:00	126.5	125.5	120.8	104.6	100.6	115.0	125.8	5.8	114.7	116.1	104.4	108.6	63.1	62.8	63.0	62.3	0.00	0.00	0.00
2006/11/26	08:09:00	126.5	125.6	120.8	104.6	100.9	115.0	125.8	5.9	114.7	116.3	104.4	108.6	63.1	63.6	63.2	62.2	0.00	0.00	0.00
2006/11/26	08:10:00	126.5	125.5	120.8	104.6	100.9	115.0	125.8	5.4	114.9	116.3	104.4	108.6	63.1	63.3	63.3	62.3	0.00	0.00	0.00
2006/11/26	08:11:00	126.5	125.5	121.0	104.6	101.1	115.1	125.8	9.7	114.8	116.3	104.6	108.8	63.4	63.3	63.2	62.3	0.00	0.00	0.00
2006/11/26	08:12:00	126.5	125.5	120.8	104.6	101.1	115.3	125.8	5.6	114.9	116.3	104.6	108.6	63.0	63.0	63.5	62.6	0.00	0.00	0.00
2006/11/26	08:13:00	126.5	125.4	120.8	104.6	101.2	115.1	125.8	5.4	114.7	116.3	104.6	108.6	63.4	62.4	63.2	62.3	0.00	0.00	0.00
2006/11/26	08:14:00																			

Heat Decay Run

3-728
for Model AOS-025, AOS-050, and AOS-100 Transport Packages, Rev. G, July 27, 2012 (Docket No. 71-9316)

Date	Time	TC1	TC2	TC3	TC4	TC5	TC6	TC7	TC8	TC9	TC10	TC11	TC12	TC13	TC14	TC15	TC16	VDC	Amps	Watts
2006/11/26	08:16:00	126.3	125.4	120.8	104.6	100.9	114.9	125.8	5.1	114.7	116.3	104.6	108.6	63.2	62.6	63.2	62.1	0.00	0.00	0.00
2006/11/26	08:17:00	126.5	125.4	120.8	104.6	101.1	114.9	125.8	5.6	114.6	116.3	104.4	108.6	63.1	63.1	63.0	62.1	0.00	0.00	0.00
2006/11/26	08:18:00	126.3	125.3	120.8	104.6	101.2	115.2	125.8	5.1	115.0	116.3	104.3	108.6	63.0	63.5	63.2	62.6	0.00	0.00	0.00
2006/11/26	08:19:00	126.3	125.3	120.8	104.6	101.1	115.1	125.8	5.3	115.1	116.5	104.2	108.4	63.2	63.5	63.2	62.8	0.00	0.00	0.00
2006/11/26	08:20:00	126.3	125.3	120.8	104.6	100.7	115.0	125.8	5.4	114.9	116.5	104.2	108.4	63.3	62.8	62.8	62.3	0.00	0.00	0.00
2006/11/26	08:21:00	126.3	125.3	120.8	104.6	100.9	115.2	125.8	5.7	114.9	116.5	104.4	108.4	63.0	62.6	63.0	62.2	0.00	0.00	0.00
2006/11/26	08:22:00	126.3	125.3	120.8	104.6	101.1	115.1	125.8	5.5	115.0	116.5	104.3	108.4	63.1	63.2	63.1	62.4	0.00	0.00	0.00
2006/11/26	08:23:00	126.3	125.3	120.8	104.6	101.1	115.1	125.8	7.8	114.7	116.5	104.3	108.4	63.4	62.4	63.2	62.2	0.00	0.00	0.00
2006/11/26	08:24:00	126.3	125.3	120.8	104.6	101.1	115.1	125.8	17.6	114.7	116.3	104.4	108.4	63.3	62.6	63.3	62.2	0.00	0.00	0.00
2006/11/26	08:25:00	126.3	125.3	120.8	104.6	101.2	115.2	125.8	9.9	114.8	116.5	104.4	108.6	63.3	63.2	63.3	62.6	0.00	0.00	0.00
2006/11/26	08:26:00	126.3	125.3	120.8	104.8	101.3	115.3	126.0	5.1	114.9	116.5	104.4	108.4	63.2	63.3	63.3	62.4	0.00	0.00	0.00
2006/11/26	08:27:00	126.3	125.4	120.8	104.8	101.3	115.2	125.8	16.9	115.0	116.6	104.4	108.6	63.6	62.8	63.8	63.0	0.00	0.00	0.00
2006/11/26	08:28:00	126.3	125.3	120.8	104.8	101.2	115.3	126.0	8.2	114.8	116.6	104.4	108.6	63.7	62.8	63.8	62.6	0.00	0.00	0.00
2006/11/26	08:29:00	126.3	125.3	121.0	104.8	101.2	115.4	126.0	5.5	115.0	116.6	104.3	108.6	63.8	64.0	63.7	62.8	0.00	0.00	0.00
2006/11/26	08:30:00	126.1	125.3	120.8	104.8	101.2	115.4	125.8	13.6	115.1	116.6	104.2	108.6	63.9	64.0	63.7	63.2	0.00	0.00	0.00
2006/11/26	08:31:00	126.1	125.3	120.8	104.8	101.1	115.4	125.8	5.1	115.1	116.6	104.3	108.6	63.6	63.9	63.9	63.4	-0.10	0.00	0.00
2006/11/26	08:32:00	126.0	125.3	120.8	104.8	101.2	115.3	125.8	13.2	115.0	116.6	104.2	108.6	63.9	63.8	64.1	63.3	-0.10	0.00	0.00
2006/11/26	08:33:00	126.0	125.3	120.6	104.8	101.2	115.1	125.8	5.5	114.9	116.6	104.2	108.3	63.7	63.3	63.7	63.0	-0.10	-0.01	0.00
2006/11/26	08:34:00	126.0	125.3	120.6	104.8	101.3	115.1	125.8	4.9	114.7	116.3	104.2	108.3	63.7	63.0	63.6	62.4	-0.10	-0.01	0.00
2006/11/26	08:35:00	126.0	125.1	120.5	104.8	101.2	114.8	125.8	4.9	114.7	116.3	104.2	108.3	63.6	63.1	63.7	62.4	-0.10	-0.01	0.00
2006/11/26	08:36:00	126.0	125.1	120.5	104.6	101.1	115.0	125.8	5.1	114.6	116.3	104.2	108.3	63.6	63.2	63.4	62.8	-0.10	-0.01	0.00
2006/11/26	08:37:00	126.0	125.0	120.5	104.6	101.1	114.9	125.8	4.9	114.7	116.3	104.1	108.3	63.7	63.2	63.6	62.6	-0.10	-0.01	0.00
2006/11/26	08:38:00	126.0	125.1	120.5	104.8	101.1	114.9	125.8	5.1	115.0	116.3	104.1	108.3	63.7	63.2	63.6	62.8	-0.10	-0.01	0.00
2006/11/26	08:39:00	126.0	125.0	120.4	104.8	101.1	114.8	125.8	4.7	114.9	116.3	104.1	108.3	63.6	63.1	63.7	62.8	-0.10	-0.01	0.00
2006/11/26	08:40:00	126.0	125.0	120.5	104.8	101.1	115.0	125.8	9.6	114.8	116.3	104.1	108.3	63.5	63.5	63.7	62.8	-0.10	-0.01	0.00
2006/11/26	08:41:00	126.0	125.0	120.5	104.8	101.1	115.1	125.8	10.4	115.0	116.3	104.1	108.3	63.8	63.7	63.9	63.0	-0.10	-0.01	0.00
2006/11/26	08:42:00	126.0	125.0	120.5	104.8	101.3	115.2	125.8	12.4	115.1	116.3	104.0	108.3	63.8	64.1	63.9	63.2	-0.10	-0.01	0.00
2006/11/26	08:43:00	126.0	125.0	120.4	104.6	101.3	115.1	125.6	17.0	114.9	116.5	104.1	108.3	63.7	63.5	63.8	63.3	-0.10	-0.01	0.00
2006/11/26	08:44:00	126.0	124.9	120.4	104.8	101.1	114.9	125.6	7.1	114.8	116.3	104.1	108.3	63.5	63.0	63.7	63.0	-0.10	-0.01	0.00
2006/11/26	08:45:00	126.0	124.9	120.4	104.6	101.1	114.9	125.6	9.7	114.6	116.3	104.0	108.3	63.5	62.8	63.4	62.8	-0.10	-0.01	0.00
2006/11/26	08:46:00	126.0	124.9	120.4	104.6	101.2	115.0	125.6	9.3	114.8	116.3	104.1	108.3	63.7	63.5	63.6	62.8	-0.10	-0.01	0.00
2006/11/26	08:47:00	125.8	124.7	120.4	104.6	101.1	114.9	125.5	8.9	114.8	116.3	104.0	108.1	63.5	63.6	63.6	63.0	-0.10	-0.01	0.00
2006/11/26	08:48:00	125.8	124.7	120.3	104.4	101.1	114.7	125.3	9.0	114.4	116.1	104.0	108.1	63.6	63.1	63.5	62.8	-0.10	-0.01	0.00
2006/11/26	08:49:00	125.6	124.6	120.3	104.4	100.7	114.6	125.3	9.4	114.5	116.1	104.0	108.1	63.6	62.8	63.5	62.8	-0.10	-0.01	0.00
2006/11/26	08:50:00	125.6	124.6	120.3	104.3	100.7	114.7	125.3	8.6	114.6	116.1	103.9	108.1	63.1	62.8	63.3	62.8	-0.10	-0.01	0.00
2006/11/26	08:51:00	125.6	124.6	120.3	104.6	100.8	114.8	125.3	19.6	114.5	116.1	103.9	108.1	63.3	63.1	63.4	62.8	-0.10	-0.01	0.00
2006/11/26	08:52:00	125.6	124.6	120.3	104.3	100.9	114.6	125.3	12.7	114.3	116.1	104.0	108.1	63.4	62.8	63.5	62.8	-0.10	-0.01	0.00
2006/11/26	08:53:00	125.6	124.6	119.9	104.3	100.8	114.6	125.1	7.9	114.2	115.9	103.9	108.1	63.4	63.0	63.6	62.4	-0.10	-0.01	0.00
2006/11/26	08:54:00	125.6	124.5	120.1	104.3	100.9	114.5	125.3	17.0	114.3	115.9	103.8	108.1	63.2	62.8	63.4	62.3	-0.10	-0.01	0.00
2006/11/26	08:55:00	125.6	124.5	119.9	104.3	100.5	114.5	125.1	8.4	114.1	115.9	103.8	107.9	63.5	63.1	63.3	62.4	-0.10	-0.01	0.00
2006/11/26	08:56:00	125.5	124.4	119.9	104.1	100.7	114.6	125.0	8.2	114.1	115.8	103.8	107.9	63.5	63.3	63.2	62.6	-0.10	-0.01	0.00
2006/11/26	08:57:00	125.4	124.4	119.8	104.0	100.7	114.5	124.8	8.0	114.2	115.6	103.7	107.9	63.3	63.0	63.3	62.6	-0.10	-0.01	0.00
2006/11/26	08:58:00	125.3	124.3	119.8	103.9	100.5	114.2	124.7	10.1	114.0	115.4	103.6	107.7	63.2	62.6	63.2	62.1	-0.10	-0.01	0.00
2006/11/26	08:59:00	125.3	124.2	119.7	104.0	100.4	114.1	124.7	8.4	113.9	115.4	103.6	107.7	63.3	62.8	63.2	62.3	-0.10	-0.01	0.00
2006/11/26	09:00:00	125.3	124.3	119.8	104.1	100.7	114.3	124.8	8.9	114.0	115.6	103.6	107.7	63.4	63.0	63.0	62.1	-0.10	-0.01	0.00
2006/11/26	09:01:00	125.3	124.3	119.8	104.0	100.4	114.4	124.8	13.6	114.1	115.6	103.6	107.7	63.5	62.8	63.3	63.0	-0.10	-0.01	0.00
2006/11/26	09:02:00	125.3	124.2	119.7	104.0	100.5	114.4	124.7	7.4	114.1	115.6	103.6	107.7	63.5	63.0	63.5	62.8	-0.10	-0.01	0.00
2006/11/26	09:03:00	125.3	124.2	119.7	104.0	100.6	114.3	124.6	8.8	114.1	115.6	103.6	107.7	63.6	63.0	63.8	62.8	-0.10	-0.01	0.00
2006/11/26	09:04:00	125.3	124.2	119.7	104.0	100.6	114.2	124.7	7.8	114.0	115.6	103.5	107.7	63.5	63.4	63.5	62.6	-0.10	-0.01	0.00
2006/11/26	09:05:00	125.1	124.2	119.6	103.8	100.3	114.2	124.6	9.3	113.7	115.4	103.6	107.7	63.4	63.1	63.3	62.6	-0.10	-0.01	0.00
2006/11/26	09:06:00	125.1	124.1	119.6	103.8	100.3	114.0	124.4	7.4	114.0	115.3	103.5	107.7	63.5	63.4	63.1	62.8	-0.10	-0.01	0.00
2006/11/26	09:07:00	125.0	124.1	119.4	103.7	100.4	113.9	124.3	8.1	113.7	115.2	103.5	107.6	63.4	63.3	63.4	62.8	-0.10	-0.01	0.00
2006/11/26	09:08:00	125.0	123.9	119.4	103.6	100.3	113.9	124.1	7.4	113.7	115.0	103.3	107.5	63.3	63.1	63.2	62.8	-0.10	-0.01	0.00
2006/11/26	09:09:00	124.9	123.8	119.3	103.4	100.0	113.7	124.0	12.0	113.5	114.9	103.3	107.5	63.3	62.8	63.1	62.6	-0.10	-0.01	0.00
2006/11/26	09:10:00	124.8	123.8	119.1	103.4	99.8	113.3	123.9	10.6	113.3	114.7	103.2	107.4	63.1	63.1	63.0	62.6	-0.10	-0.01	0.00
2006/11/26	09:11:00	124.8	123.8	119.2	103.3	100.2	113.6	123.9	9.2	113.3	114.7	103.2	107.4	63.2	63.2	63.1	62.6	-0.10	-0.01	0.00
2006/11/26	09:12:00	124.8	123.8	119.2	10															

Heat Decay Run

Date	Time	TC1	TC2	TC3	TC4	TC5	TC6	TC7	TC8	TC9	TC10	TC11	TC12	TC13	TC14	TC15	TC16	VDC	Amps	Watts
2006/11/26	09:14:00	124.7	123.7	119.1	103.3	100.1	113.6	123.7	6.8	113.2	114.5	103.2	107.4	63.2	62.6	63.1	62.4	-0.10	-0.01	0.00
2006/11/26	09:15:00	124.7	123.6	119.1	103.3	100.0	113.5	123.7	6.4	113.0	114.5	103.2	107.3	63.1	62.6	63.1	61.8	-0.10	-0.01	0.00
2006/11/26	09:16:00	124.7	123.7	119.1	103.4	99.7	113.3	123.7	6.8	112.8	114.5	103.2	107.3	63.0	62.6	62.6	61.8	-0.10	-0.01	0.00
2006/11/26	09:17:00	124.7	123.7	119.1	103.4	99.7	113.5	123.7	6.0	113.1	114.5	103.2	107.3	63.3	62.8	63.0	62.2	-0.10	0.00	0.00
2006/11/26	09:18:00	124.7	123.7	119.0	103.5	100.0	113.5	123.8	6.4	113.1	114.6	103.2	107.2	63.3	62.6	63.0	62.2	-0.10	-0.01	0.00
2006/11/26	09:19:00	124.6	123.6	119.0	103.4	99.7	113.3	123.8	6.8	113.1	114.6	103.2	107.2	63.3	62.4	62.8	62.2	-0.10	-0.01	0.00
2006/11/26	09:20:00	124.6	123.6	119.0	103.4	99.8	113.5	123.8	8.6	113.1	114.6	103.3	107.3	63.2	62.6	62.8	62.1	-0.10	-0.01	0.00
2006/11/26	09:21:00	124.6	123.7	119.0	103.5	99.9	113.3	123.9	6.9	113.0	114.6	103.2	107.2	63.0	62.6	62.6	61.9	-0.10	-0.01	0.00
2006/11/26	09:22:00	124.6	123.7	119.1	103.4	99.8	113.5	123.9	15.9	113.1	114.6	103.3	107.2	62.8	62.2	62.6	61.9	-0.10	-0.01	0.00
2006/11/26	09:23:00	124.6	123.6	119.0	103.4	99.7	113.5	123.8	13.4	112.8	114.5	103.3	107.2	63.0	62.6	62.8	61.9	-0.10	-0.01	0.00
2006/11/26	09:24:00	124.5	123.5	119.0	103.4	99.9	113.5	123.8	5.1	113.3	114.6	103.1	107.2	63.1	62.8	63.0	62.6	-0.10	-0.01	0.00
2006/11/26	09:25:00	124.5	123.5	119.0	103.4	100.0	113.5	123.8	4.7	113.0	114.5	103.1	107.2	63.2	62.8	63.2	62.3	-0.10	-0.01	0.00
2006/11/26	09:26:00	124.5	123.5	119.0	103.3	99.7	113.6	123.7	4.3	113.1	114.5	103.1	107.2	63.1	63.5	63.2	62.6	-0.10	-0.01	0.00
2006/11/26	09:27:00	124.4	123.5	118.9	103.3	99.7	113.3	123.7	4.6	113.1	114.4	103.1	107.2	63.5	62.8	63.2	62.6	-0.10	-0.01	0.00
2006/11/26	09:28:00	124.4	123.4	118.8	103.3	99.8	113.2	123.7	12.6	112.8	114.3	103.1	107.2	63.3	63.0	63.1	62.2	-0.10	-0.01	0.00
2006/11/26	09:29:00	124.4	123.5	118.8	103.3	99.9	113.3	123.7	11.1	112.8	114.4	103.1	107.1	63.2	62.6	63.0	62.0	-0.10	-0.01	0.00
2006/11/26	09:30:00	124.3	123.4	118.7	103.2	99.6	113.1	123.6	12.9	112.8	114.3	103.2	107.1	62.8	62.4	62.8	61.9	-0.10	-0.01	0.00
2006/11/26	09:31:00	124.3	123.4	118.7	103.2	99.6	113.3	123.6	3.7	112.8	114.3	103.1	107.1	63.0	63.0	63.0	62.2	-0.10	-0.01	0.00
2006/11/26	09:32:00	124.3	123.4	118.8	103.3	99.7	113.3	123.6	3.7	113.1	114.4	103.0	107.1	63.0	63.1	63.2	62.6	-0.10	-0.01	0.00
2006/11/26	09:33:00	124.3	123.3	118.8	103.3	99.7	113.3	123.7	3.5	113.0	114.5	103.0	107.1	63.3	62.6	62.8	62.6	-0.10	-0.01	0.00
2006/11/26	09:34:00	124.3	123.3	118.7	103.2	99.6	113.1	123.5	3.1	113.0	114.3	103.1	107.1	63.2	62.8	62.8	62.2	-0.10	-0.01	0.00
2006/11/26	09:35:00	124.2	123.2	118.7	103.2	99.5	113.3	123.5	3.5	112.6	114.3	103.0	107.0	63.0	62.4	62.8	62.2	-0.10	-0.01	0.00
2006/11/26	09:36:00	124.2	123.2	118.7	103.2	99.5	113.2	123.5	6.0	112.8	114.3	103.0	107.0	63.0	62.8	62.8	62.3	-0.10	-0.01	0.00
2006/11/26	09:37:00	124.1	123.2	118.6	103.1	99.6	113.1	123.4	2.9	112.8	114.2	102.9	106.9	63.0	63.1	62.8	62.6	-0.10	-0.01	0.00
2006/11/26	09:38:00	124.1	123.1	118.6	103.1	99.6	113.2	123.4	3.3	112.6	114.1	102.8	106.9	63.2	62.4	63.2	62.3	-0.10	-0.01	0.00
2006/11/26	09:39:00	124.1	123.1	118.6	103.1	99.6	113.0	123.4	2.9	112.8	114.1	102.9	107.0	63.3	62.6	63.3	62.6	-0.10	-0.01	0.00
2006/11/26	09:40:00	124.1	123.1	118.6	103.1	99.8	113.2	123.4	3.0	112.6	114.1	102.8	106.9	63.3	62.6	63.2	62.4	-0.10	-0.01	0.00
2006/11/26	09:41:00	124.1	123.1	118.6	103.1	99.6	113.2	123.4	2.8	112.8	114.2	102.8	106.9	63.0	63.1	63.3	62.6	-0.10	-0.01	0.00
2006/11/26	09:42:00	124.1	123.1	118.5	103.1	99.5	113.2	123.4	2.7	112.6	114.1	102.8	106.9	63.2	62.8	63.1	62.4	-0.10	0.00	0.00
2006/11/26	09:43:00	124.0	123.0	118.5	103.1	99.6	113.2	123.3	2.3	112.8	114.0	102.8	106.8	63.4	63.0	63.1	62.4	-0.10	-0.01	0.00
2006/11/26	09:44:00	124.0	123.0	118.4	103.1	99.7	113.1	123.3	6.5	112.6	114.1	102.8	106.9	63.4	63.0	63.1	62.3	-0.10	-0.01	0.00
2006/11/26	09:45:00	123.9	123.0	118.4	103.1	99.6	113.1	123.3	7.9	112.6	114.1	102.8	106.9	63.2	63.2	63.1	62.2	-0.10	0.00	0.00
2006/11/26	09:46:00	123.9	123.0	118.4	103.1	99.3	113.1	123.3	2.1	112.8	114.2	102.7	106.8	63.3	62.8	62.8	62.8	-0.10	-0.01	0.00
2006/11/26	09:47:00	123.9	123.0	118.5	103.1	99.3	113.1	123.3	2.8	113.0	114.2	102.6	106.8	63.8	62.8	62.4	62.6	-0.10	-0.01	0.00
2006/11/26	09:48:00	123.9	122.9	118.5	103.2	99.6	113.2	123.4	3.3	113.0	114.3	102.6	106.7	63.5	63.4	63.2	63.0	-0.10	-0.01	0.00
2006/11/26	09:49:00	123.9	123.0	118.4	103.1	99.5	113.2	123.3	12.6	112.8	114.3	102.6	106.7	63.5	63.7	63.2	63.1	-0.10	-0.01	0.00
2006/11/26	09:50:00	123.9	123.0	118.5	103.1	99.6	113.0	123.3	11.9	112.8	114.3	102.6	106.8	63.2	63.4	63.3	62.8	-0.10	-0.01	0.00
2006/11/26	09:51:00	123.8	122.9	118.4	103.0	99.3	113.1	123.2	1.8	112.8	114.2	102.6	106.8	63.1	63.1	63.3	62.6	-0.10	-0.01	0.00
2006/11/26	09:52:00	123.8	122.9	118.4	103.1	99.3	113.1	123.2	1.7	112.8	114.2	102.6	106.7	63.1	62.6	63.2	62.3	-0.10	-0.01	0.00
2006/11/26	09:53:00	123.8	122.9	118.4	103.1	99.7	113.2	123.3	1.4	112.6	114.2	102.7	106.7	63.5	62.6	63.0	62.3	-0.10	-0.01	0.00
2006/11/26	09:54:00	123.8	122.9	118.3	103.1	99.3	113.1	123.2	0.9	112.6	114.2	102.7	106.8	63.5	62.6	63.0	62.6	-0.10	-0.01	0.00
2006/11/26	09:55:00	123.8	122.8	118.3	103.1	99.7	113.2	123.2	1.0	112.6	114.1	102.7	106.7	63.5	63.1	63.1	62.4	-0.10	-0.01	0.00
2006/11/26	09:56:00	123.7	122.8	118.3	103.0	99.5	113.1	123.2	0.8	112.8	114.2	102.6	106.7	63.9	63.2	62.8	62.6	-0.10	-0.01	0.00
2006/11/26	09:57:00	123.6	122.7	118.2	102.9	99.5	112.8	123.1	1.0	112.8	114.0	102.5	106.6	63.4	63.1	63.3	62.8	-0.10	-0.01	0.00
2006/11/26	09:58:00	123.6	122.5	118.2	102.9	99.3	112.8	123.0	0.9	112.5	114.0	102.5	106.6	63.3	62.4	63.2	62.4	-0.10	-0.01	0.00
2006/11/26	09:59:00	123.6	122.5	118.2	102.9	99.5	112.6	123.0	1.1	112.6	113.9	102.5	106.6	63.4	62.4	63.3	62.4	-0.10	-0.01	0.00
2006/11/26	10:00:00	123.5	122.5	118.1	102.8	99.3	112.6	122.8	9.9	112.5	113.8	102.3	106.5	63.3	63.0	63.2	62.6	-0.10	-0.01	0.00
2006/11/26	10:01:00	123.5	122.5	118.0	102.8	99.1	112.6	122.8	4.1	112.5	113.8	102.3	106.5	63.2	62.6	63.1	62.6	-0.10	-0.01	0.00
2006/11/26	10:02:00	123.5	122.5	118.0	102.8	99.1	112.6	122.8	8.8	112.3	113.8	102.3	106.4	63.1	62.4	63.1	62.3	-0.10	-0.01	0.00
2006/11/26	10:03:00	123.5	122.5	118.0	102.8	99.3	112.6	122.8	7.1	112.1	113.8	102.3	106.4	63.1	62.8	63.2	62.1	-0.10	-0.01	0.00
2006/11/26	10:04:00	123.5	122.5	118.1	102.9	99.3	112.8	122.9	5.1	112.5	113.9	102.3	106.5	63.4	62.6	63.2	62.6	-0.10	-0.01	0.00
2006/11/26	10:05:00	123.5	122.5	118.1	102.8	99.3	112.6	122.8	6.6	112.3	113.8	102.3	106.5	63.3	62.4	63.1	62.2	-0.10	-0.01	0.00
2006/11/26	10:06:00	123.4	122.4	118.0	102.8	99.1	112.6	122.7	11.6	112.1	113.7	102.5	106.5	63.4	62.3	63.1	62.0	-0.10	-0.01	0.00
2006/11/26	10:07:00	123.3	122.4	117.9	102.7	99.1	112.6	122.7	10.7	112.3	113.7	102.3	106.5	63.4	63.1	63.2	62.6	-0.10	-0.01	0.00
2006/11/26	10:08:00	123.4	122.4	118.0	102.8	99.1	112.6	122.7	6.0	112.3	113.8	102.3	106.5	63.5	63.9	62.8	62.6	-0.10	-0.01	0.00
2006/11/26	10:09:00	123.3	122.4	117.9	102.7	99.3	112.6	122.5	-0.2	112.6	113.8	102.3	106.5	63.5	62.8	63.2	63.0	-0.10	-0.01	0.00
2006/11/26	10:10:00	123.2	122.4	117.9	102.7	99.1	112.6	122.5	-0.3	112.3	113.7	102.3	106.4	63.3	62.6	63.4	62.4	-0.10	-0.01	0.00

Heat Decay Run

3-730
for Model AOS-025, AOS-050, and AOS-100 Transport Packages, Rev. G, July 27, 2012 (Docket No. 71-9316)

Date	Time	TC1	TC2	TC3	TC4	TC5	TC6	TC7	TC8	TC9	TC10	TC11	TC12	TC13	TC14	TC15	TC16	VDC	Amps	Watts
2006/11/26	10:12:00	123.2	122.3	117.9	102.7	99.3	112.5	122.7	1.6	112.6	113.8	102.1	106.4	63.4	63.8	62.8	63.2	-0.10	-0.01	0.00
2006/11/26	10:13:00	123.2	122.3	117.9	102.8	99.1	112.8	122.7	8.0	112.8	113.8	102.1	106.4	63.4	63.6	63.1	63.0	-0.10	-0.01	0.00
2006/11/26	10:14:00	123.2	122.3	117.9	102.9	99.3	112.8	122.8	8.8	112.6	113.9	102.1	106.4	63.3	63.6	63.0	63.0	-0.10	-0.01	0.00
2006/11/26	10:15:00	123.2	122.4	118.0	102.9	99.3	112.6	122.8	-0.6	112.8	114.0	102.1	106.5	63.5	63.7	62.8	63.1	-0.10	-0.01	0.00
2006/11/26	10:16:00	123.2	122.4	118.1	103.0	99.3	112.8	123.0	2.1	112.8	114.1	102.1	106.4	63.4	63.9	63.2	63.2	-0.10	-0.01	0.00
2006/11/26	10:17:00	123.2	122.4	118.1	103.1	99.8	113.0	123.0	-1.0	113.0	114.2	102.1	106.5	63.5	64.0	63.4	63.5	-0.10	-0.01	0.00
2006/11/26	10:18:00	123.2	122.4	118.1	103.0	99.3	112.8	123.0	0.0	112.8	114.2	102.1	106.5	62.8	64.1	63.2	63.2	-0.10	-0.01	0.00
2006/11/26	10:19:00	123.2	122.4	118.1	103.1	99.5	112.8	123.0	7.9	112.8	114.2	102.3	106.5	62.8	63.9	63.2	63.4	-0.10	-0.01	0.00
2006/11/26	10:20:00	123.2	122.4	118.1	103.1	99.3	113.0	123.0	5.5	113.0	114.2	102.1	106.5	62.8	64.1	62.8	63.3	-0.10	-0.01	0.00
2006/11/26	10:21:00	123.2	122.4	117.9	103.1	99.6	112.8	123.0	1.7	112.6	114.1	102.1	106.4	63.5	64.1	63.2	63.3	-0.10	-0.01	0.00
2006/11/26	10:22:00	123.2	122.3	118.0	103.1	99.6	113.0	123.0	9.3	112.6	114.1	102.1	106.4	63.4	63.8	62.8	63.2	-0.10	-0.01	0.00
2006/11/26	10:23:00	123.2	122.3	118.0	103.0	99.7	112.8	122.9	-0.6	113.0	114.2	102.1	106.4	63.5	63.8	63.3	63.5	-0.10	-0.01	0.00
2006/11/26	10:24:00	123.1	122.2	117.9	103.0	99.6	112.8	122.9	0.0	112.8	114.2	102.1	106.4	63.2	63.4	63.3	63.3	-0.10	-0.01	0.00
2006/11/26	10:25:00	123.1	122.3	118.0	103.0	99.6	112.8	122.9	-0.4	112.8	114.1	102.1	106.4	63.1	63.8	63.3	63.5	-0.10	-0.01	0.00
2006/11/26	10:26:00	123.2	122.3	118.0	103.0	99.8	112.8	122.9	-0.6	112.6	114.1	102.1	106.4	63.5	64.0	63.6	63.6	-0.10	-0.01	0.00
2006/11/26	10:27:00	123.1	122.2	117.9	103.0	99.6	112.8	122.9	-0.8	112.8	114.1	102.1	106.4	63.4	63.9	63.5	63.3	-0.10	-0.01	0.00
2006/11/26	10:28:00	123.1	122.2	117.9	103.0	99.5	112.8	122.9	-0.8	112.6	114.1	102.1	106.4	64.0	64.2	63.5	63.3	-0.10	-0.01	0.00
2006/11/26	10:29:00	123.1	122.2	117.9	103.0	99.8	112.8	122.8	0.2	112.8	114.1	102.1	106.3	63.7	63.7	63.8	63.3	-0.10	-0.01	0.00
2006/11/26	10:30:00	123.0	122.0	117.8	102.9	99.3	112.6	122.8	-0.8	112.8	114.1	102.1	106.3	63.9	64.1	63.5	63.3	-0.10	-0.01	0.00
2006/11/26	10:31:00	123.0	122.0	117.8	103.0	99.5	112.8	122.8	-0.6	112.8	114.1	102.1	106.3	63.1	64.0	63.6	63.5	-0.10	-0.01	0.00
2006/11/26	10:32:00	123.0	122.0	117.9	103.0	99.6	112.8	122.8	-0.8	112.6	114.0	102.0	106.3	63.0	64.1	63.3	63.7	-0.10	-0.01	0.00
2006/11/26	10:33:00	123.0	122.0	117.8	103.0	99.3	112.6	122.8	-0.8	112.6	114.0	102.0	106.3	63.7	64.1	63.4	63.4	-0.10	-0.01	0.00
2006/11/26	10:34:00	123.0	122.0	117.8	102.9	99.8	112.8	122.8	0.9	112.6	114.0	102.1	106.3	63.7	64.1	63.6	63.2	-0.10	-0.01	0.00
2006/11/26	10:35:00	122.9	122.0	117.8	102.9	99.5	112.8	122.7	1.7	112.8	114.0	102.0	106.3	63.4	63.8	63.7	63.4	-0.10	0.00	0.00
2006/11/26	10:36:00	122.9	122.0	117.8	102.9	99.5	112.6	122.7	-1.1	112.6	114.1	102.0	106.3	63.7	63.7	63.7	63.4	-0.10	0.00	0.00
2006/11/26	10:37:00	122.9	122.0	117.7	102.9	99.5	112.6	122.7	3.2	112.6	114.0	102.1	106.3	63.6	64.2	63.9	63.3	-0.10	-0.01	0.00
2006/11/26	10:38:00	122.9	122.0	117.8	102.9	99.3	112.8	122.7	-1.3	112.6	114.0	102.0	106.2	63.5	63.8	63.7	63.4	-0.10	0.00	0.00
2006/11/26	10:39:00	122.9	122.0	117.8	102.9	99.1	112.6	122.7	4.5	112.8	114.0	102.1	106.2	63.8	63.9	63.3	63.3	0.00	0.00	0.00
2006/11/26	10:40:00	122.8	122.0	117.8	102.9	99.8	112.6	122.7	7.1	112.8	114.0	102.0	106.2	63.7	64.1	63.3	63.4	0.00	0.00	0.00
2006/11/26	10:41:00	122.8	122.0	117.7	102.9	99.3	112.6	122.5	8.0	112.6	114.0	102.0	106.1	63.7	64.1	63.4	63.4	-0.10	0.00	0.00
2006/11/26	10:42:00	122.8	122.0	117.7	102.9	99.3	112.6	122.5	5.8	112.6	114.0	102.0	106.1	64.1	64.2	63.7	63.4	-0.10	0.00	0.00
2006/11/26	10:43:00	122.7	121.8	117.6	102.7	99.3	112.6	122.5	0.0	112.5	113.8	102.0	106.1	64.6	63.7	63.9	63.2	-0.10	0.00	0.00
2006/11/26	10:44:00	122.5	121.8	117.5	102.8	99.5	112.6	122.5	-1.7	112.3	113.8	102.0	106.1	63.9	63.4	63.5	63.2	-0.10	0.00	0.00
2006/11/26	10:45:00	122.5	121.8	117.5	102.7	99.3	112.3	122.4	1.8	112.3	113.7	102.0	106.1	63.8	63.4	63.7	63.2	-0.10	0.00	0.00
2006/11/26	10:46:00	122.5	121.8	117.6	102.8	99.3	112.5	122.5	1.8	112.3	113.7	101.8	106.0	63.7	63.4	63.6	63.0	-0.10	0.00	0.00
2006/11/26	10:47:00	122.5	121.8	117.5	102.8	99.5	112.5	122.5	-0.6	112.3	113.8	101.8	106.0	63.7	63.3	63.6	62.8	-0.10	0.00	0.00
2006/11/26	10:48:00	122.5	121.8	117.5	102.7	99.5	112.5	122.4	9.5	112.3	113.8	101.8	106.0	63.7	63.5	63.7	63.0	-0.10	0.00	0.00
2006/11/26	10:49:00	122.5	121.7	117.5	102.7	99.5	112.6	122.4	8.6	112.5	113.8	101.8	106.0	64.1	64.2	63.8	63.4	-0.10	0.00	0.00
2006/11/26	10:50:00	122.5	121.5	117.3	102.7	99.3	112.5	122.3	0.8	112.3	113.8	101.8	106.0	63.8	64.1	63.7	63.4	0.00	0.00	0.00
2006/11/26	10:51:00	122.5	121.5	117.3	102.7	99.3	112.5	122.3	-1.7	112.3	113.8	101.8	106.0	63.8	63.5	63.5	63.5	-0.10	0.00	0.00
2006/11/26	10:52:00	122.4	121.5	117.3	102.7	99.3	112.5	122.2	6.9	112.5	113.7	101.8	106.0	63.9	63.3	64.2	63.3	0.00	0.00	0.00
2006/11/26	10:53:00	122.4	121.5	117.3	102.7	99.6	112.5	122.2	1.8	112.5	113.7	101.8	106.0	64.1	63.6	64.0	63.5	-0.10	0.00	0.00
2006/11/26	10:54:00	122.4	121.5	117.3	102.7	99.7	112.3	122.2	1.4	112.5	113.7	101.8	106.0	64.3	64.1	64.0	63.6	-0.10	0.00	0.00
2006/11/26	10:55:00	122.4	121.5	117.2	102.7	99.3	112.5	122.2	-1.5	112.1	113.7	101.8	105.8	64.0	63.5	63.8	63.5	-0.10	0.00	0.00
2006/11/26	10:56:00	122.3	121.5	117.2	102.7	99.3	112.5	122.0	-3.1	112.3	113.6	101.6	105.8	64.1	63.5	63.8	63.4	-0.10	0.00	0.00
2006/11/26	10:57:00	122.2	121.3	117.2	102.7	99.3	112.3	122.0	-3.1	112.1	113.6	101.6	105.8	63.8	63.4	63.9	63.4	-0.10	0.00	0.00
2006/11/26	10:58:00	122.3	121.5	117.2	102.6	99.1	112.1	122.2	-3.4	112.1	113.6	101.6	105.8	63.7	63.8	63.8	63.3	-0.10	0.00	0.00
2006/11/26	10:59:00	122.2	121.3	117.2	102.6	99.3	112.3	122.2	-3.4	112.1	113.5	101.6	105.8	63.6	63.9	63.6	63.4	-0.10	0.00	0.00
2006/11/26	11:00:00	122.2	121.5	117.2	102.6	99.3	112.3	122.0	0.0	112.3	113.6	101.6	105.8	63.7	63.7	63.7	63.7	-0.10	0.00	0.00
2006/11/26	11:01:00	122.0	121.3	117.1	102.5	99.1	112.1	122.0	-3.1	112.3	113.3	101.6	105.8	63.6	63.8	63.4	63.4	-0.10	0.00	0.00
2006/11/26	11:02:00	122.0	121.3	117.0	102.5	99.1	112.3	122.0	-3.2	112.1	113.3	101.6	105.6	63.8	63.5	63.4	63.4	-0.10	0.00	0.00
2006/11/26	11:03:00	122.0	121.3	117.0	102.5	99.1	112.1	121.8	-3.1	112.1	113.3	101.6	105.8	63.7	63.4	63.5	63.5	-0.10	0.00	0.00
2006/11/26	11:04:00	122.0	121.3	117.0	102.5	99.1	112.3	121.8	-2.9	112.1	113.3	101.6	105.8	63.9	63.3	63.6	63.5	0.00	0.00	0.00
2006/11/26	11:05:00	122.2	121.3	117.0	102.5	99.1	111.9	122.0	-2.8	111.8	113.3	101.6	105.6	63.9	63.2	63.9	63.4	-0.10	0.00	0.00
2006/11/26	11:06:00	122.2	121.1	116.8	102.5	99.1	111.9	121.8	-2.9	111.7	113.3	101.6	105.6	63.7	63.3	63.8	63.1	-0.10	0.00	0.00
2006/11/26	11:07:00	122.0	121.0	116.6	102.3	99.0	111.7	121.7	-3.4	111.6	113.1	101.6	105.6	63.7	63.3	63.5	63.1	-0.10	0.00	0.00
2006/11/26	11:08:00	122.0	121.0	116.8	102.1	98.8	111.7	121.5	-2.8	111.7	113.0	101.								

Heat Decay Run

Radioactive Material Transport Packaging System Safety Analysis Report
for Model AOS-025, AOS-050, and AOS-100 Transport Packages, Rev. G, July 27, 2012 (Docket No. 71-9316) 3-731

Date	Time	TC1	TC2	TC3	TC4	TC5	TC6	TC7	TC8	TC9	TC10	TC11	TC12	TC13	TC14	TC15	TC16	VDC	Amps	Watts
2006/11/26	11:10:00	121.8	120.8	116.6	102.1	98.8	111.6	121.5	-0.6	111.2	112.8	101.3	105.5	63.8	63.3	63.8	63.2	0.00	0.00	0.00
2006/11/26	11:11:00	121.8	120.8	116.6	102.1	98.8	111.6	121.3	-4.1	111.2	112.8	101.3	105.5	63.6	63.3	63.6	62.8	-0.10	0.00	0.00
2006/11/26	11:12:00	121.8	120.8	116.6	102.1	98.6	111.2	121.3	-3.4	111.1	112.8	101.3	105.5	63.6	63.2	63.5	62.6	-0.10	0.00	0.00
2006/11/26	11:13:00	121.8	120.8	116.6	102.1	98.8	111.6	121.3	-3.4	111.4	112.8	101.3	105.5	63.8	63.4	63.5	62.8	-0.10	0.00	0.00
2006/11/26	11:14:00	121.8	120.8	116.6	102.1	99.0	111.6	121.5	-0.6	111.4	112.8	101.3	105.5	63.7	63.1	63.6	63.3	0.00	0.00	0.00
2006/11/26	11:15:00	121.8	120.8	116.6	102.1	98.8	111.6	121.5	-3.4	111.4	112.8	101.2	105.3	63.6	63.1	63.8	63.2	-0.10	0.00	0.00
2006/11/26	11:16:00	121.8	120.8	116.6	102.1	98.8	111.4	121.5	9.2	111.2	112.8	101.3	105.3	63.6	63.2	63.5	62.8	-0.10	0.00	0.00
2006/11/26	11:17:00	121.8	120.8	116.6	102.1	98.8	111.6	121.3	-3.9	111.2	112.8	101.2	105.3	64.0	63.5	63.5	63.1	-0.10	0.00	0.00
2006/11/26	11:18:00	121.7	120.8	116.6	102.1	99.0	111.4	121.3	-3.4	111.1	112.8	101.2	105.3	63.7	63.4	63.5	63.2	-0.10	0.00	0.00
2006/11/26	11:19:00	121.7	120.8	116.6	102.1	98.6	111.4	121.3	-3.9	111.1	112.8	101.2	105.3	63.6	63.7	63.8	63.0	-0.10	0.00	0.00
2006/11/26	11:20:00	121.5	120.8	116.6	102.1	98.6	111.7	121.3	-4.1	111.6	112.8	101.1	105.3	63.9	63.6	63.6	63.5	-0.10	0.00	0.00
2006/11/26	11:21:00	121.5	120.8	116.6	102.1	98.8	111.6	121.3	-3.9	111.6	112.8	101.1	105.3	63.8	63.6	63.6	63.4	-0.10	0.00	0.00
2006/11/26	11:22:00	121.7	120.8	116.6	102.1	98.8	111.6	121.3	-3.9	111.4	112.8	101.1	105.3	63.9	63.9	63.9	63.6	-0.10	0.00	0.00
2006/11/26	11:23:00	121.5	120.5	116.5	102.0	98.6	111.6	121.1	-4.1	111.4	112.8	101.1	105.3	63.7	63.5	63.6	63.2	0.00	0.00	0.00
2006/11/26	11:24:00	121.5	120.5	116.5	102.0	98.6	111.6	121.1	3.9	111.2	112.6	101.1	105.3	63.8	63.7	63.6	63.3	-0.10	-0.01	0.00
2006/11/26	11:25:00	121.5	120.5	116.5	102.0	98.6	111.6	121.1	-4.4	111.6	112.8	100.9	105.1	63.4	63.9	63.5	63.5	-0.10	0.00	0.00
2006/11/26	11:26:00	121.5	120.6	116.5	102.1	98.8	111.6	121.1	-4.1	111.6	112.8	101.1	105.3	63.6	63.9	63.6	63.7	-0.10	0.00	0.00
2006/11/26	11:27:00	121.5	120.6	116.6	102.1	98.8	111.6	121.3	5.5	111.4	112.8	101.1	105.3	63.9	63.8	63.7	63.5	-0.10	0.00	0.00
2006/11/26	11:28:00	121.5	120.6	116.6	102.1	98.8	111.4	121.3	4.1	111.3	112.8	101.1	105.3	63.8	64.0	63.8	63.3	-0.10	-0.01	0.00
2006/11/26	11:29:00	121.5	120.6	116.3	102.1	98.8	111.3	121.3	-3.5	111.2	112.8	101.1	105.3	63.9	63.4	63.8	63.4	0.00	0.00	0.00
2006/11/26	11:30:00	121.3	120.4	116.3	102.0	98.8	111.3	121.1	-1.7	111.3	112.6	101.1	105.3	63.9	63.9	63.8	63.5	-0.10	0.00	0.00
2006/11/26	11:31:00	121.3	120.5	116.3	102.0	98.8	111.4	121.1	2.5	111.3	112.6	101.1	105.3	64.0	63.6	63.9	63.5	-0.10	0.00	0.00
2006/11/26	11:32:00	121.5	120.6	116.5	102.1	98.8	111.6	121.3	2.7	111.4	112.8	101.1	105.1	63.8	63.6	63.8	63.5	-0.10	0.00	0.00
2006/11/26	11:33:00	121.3	120.4	116.3	102.0	98.8	111.3	121.0	-3.7	111.3	112.6	101.1	105.1	63.8	63.6	63.9	63.5	-0.10	-0.01	0.00
2006/11/26	11:34:00	121.3	120.4	116.3	101.8	98.8	111.3	121.0	0.6	111.2	112.6	100.9	105.1	63.9	63.8	64.0	63.7	-0.10	0.00	0.00
2006/11/26	11:35:00	121.3	120.4	116.3	101.8	98.6	111.2	121.0	0.8	111.1	112.6	100.9	105.1	63.8	63.8	63.9	63.3	-0.10	-0.01	0.00
2006/11/26	11:36:00	121.3	120.4	116.3	101.8	98.6	111.3	121.0	-4.1	111.0	112.6	100.9	105.1	63.8	63.6	63.9	63.4	-0.10	-0.01	0.00
2006/11/26	11:37:00	121.3	120.4	116.3	101.8	98.6	111.3	121.0	-4.1	111.2	112.6	100.9	105.1	63.8	63.8	63.9	63.5	-0.10	0.00	0.00
2006/11/26	11:38:00	121.3	120.3	116.3	101.8	98.6	111.3	121.0	-3.4	111.0	112.6	100.8	105.1	63.8	63.6	63.9	63.3	-0.10	0.00	0.00
2006/11/26	11:39:00	121.1	120.3	116.1	101.8	98.6	111.3	121.0	-4.3	111.0	112.5	100.8	105.1	63.8	63.6	63.9	63.3	-0.10	0.00	0.00
2006/11/26	11:40:00	121.0	120.3	116.1	101.8	98.4	111.3	121.0	-4.1	111.0	112.3	100.8	105.1	63.8	63.3	63.9	63.2	-0.10	0.00	0.00
2006/11/26	11:41:00	121.0	120.3	116.1	101.8	98.6	111.3	120.8	-3.9	111.1	112.3	100.9	105.1	64.0	63.4	63.9	63.4	-0.10	0.00	0.00
2006/11/26	11:42:00	121.0	120.3	116.1	101.8	98.6	111.0	120.8	-4.3	110.8	112.3	100.9	105.1	64.2	64.0	63.9	63.6	-0.10	0.00	0.00
2006/11/26	11:43:00	121.0	120.3	116.1	101.8	98.8	111.3	120.8	-4.6	111.1	112.3	100.9	105.1	64.1	63.9	64.0	63.7	-0.10	0.00	0.00
2006/11/26	11:44:00	121.0	120.3	116.1	101.8	98.8	111.2	120.8	-4.1	110.9	112.3	100.8	105.1	64.1	63.9	63.9	63.5	0.00	0.00	0.00
2006/11/26	11:45:00	121.0	120.1	116.1	101.8	98.8	111.2	120.8	-4.5	111.0	112.3	100.8	105.1	64.0	63.8	63.9	63.5	-0.10	0.00	0.00
2006/11/26	11:46:00	121.0	120.1	116.1	101.8	98.8	111.3	120.8	-3.1	110.9	112.3	100.8	105.1	64.3	63.9	64.1	63.7	-0.10	0.00	0.00
2006/11/26	11:47:00	121.0	120.1	116.1	101.8	98.8	111.4	120.8	-4.4	111.1	112.5	100.8	105.1	64.2	64.0	64.1	63.9	-0.10	0.00	0.00
2006/11/26	11:48:00	121.0	120.1	116.1	101.8	98.6	111.4	120.8	-4.1	111.0	112.3	100.8	105.1	64.3	64.1	64.1	63.9	-0.10	0.00	0.00
2006/11/26	11:49:00	121.0	120.1	116.1	101.8	98.6	111.3	120.8	-4.4	111.2	112.5	100.7	105.1	64.3	64.4	64.3	64.0	0.00	0.00	0.00
2006/11/26	11:50:00	121.0	120.0	115.9	101.8	98.8	111.2	120.6	-2.2	110.9	112.3	100.7	105.1	64.4	64.1	64.0	63.9	-0.10	0.00	0.00
2006/11/26	11:51:00	121.0	120.0	115.8	101.6	98.4	111.2	120.6	-4.5	110.9	112.3	100.8	104.9	64.2	64.1	64.2	63.9	-0.10	0.00	0.00
2006/11/26	11:52:00	121.0	120.0	115.9	101.8	98.8	111.3	120.6	-4.4	111.0	112.3	100.7	104.9	64.3	64.2	64.4	64.0	0.00	0.00	0.00
2006/11/26	11:53:00	120.8	119.9	115.8	101.6	98.8	111.3	120.6	-0.8	111.1	112.3	100.7	104.9	64.0	64.1	64.3	64.0	-0.10	-0.01	0.00
2006/11/26	11:54:00	120.8	120.0	115.9	101.8	99.0	111.3	120.6	6.5	111.2	112.3	100.7	104.9	64.0	64.3	64.3	64.0	-0.10	0.00	0.00
2006/11/26	11:55:00	120.8	119.9	115.8	101.8	98.6	111.2	120.6	5.6	111.2	112.3	100.7	104.9	64.4	64.2	64.4	64.3	0.00	0.00	0.00
2006/11/26	11:56:00	120.8	119.9	115.8	101.8	98.6	111.2	120.5	-4.3	111.0	112.3	100.7	104.9	64.3	63.9	64.4	64.0	0.00	0.00	0.00
2006/11/26	11:57:00	120.8	119.9	115.8	101.8	98.6	111.1	120.5	-3.7	110.8	112.3	100.7	104.9	64.2	64.2	64.2	63.8	-0.10	0.00	0.00
2006/11/26	11:58:00	120.8	119.8	115.8	101.8	98.6	111.1	120.5	-4.1	110.8	112.3	100.6	104.9	64.4	64.2	64.1	63.9	-0.10	-0.01	0.00
2006/11/26	11:59:00	120.8	119.8	115.8	101.8	98.6	110.9	120.5	8.1	110.7	112.3	100.7	104.9	64.4	64.1	64.1	63.7	-0.10	-0.01	0.00
2006/11/26	12:00:00	120.8	119.8	115.8	101.8	98.6	111.1	120.5	3.9	110.9	112.1	100.6	104.8	64.4	64.3	64.2	63.6	-0.10	-0.01	0.00
2006/11/26	12:01:00	120.8	119.8	115.8	101.8	98.6	111.1	120.4	-3.9	111.1	112.3	100.5	104.8	64.4	64.8	64.0	64.2	-0.10	0.00	0.00
2006/11/26	12:02:00	120.6	119.8	115.6	101.6	98.4	111.1	120.3	-3.7	111.0	112.1	100.5	104.8	64.1	64.6	64.1	64.1	0.00	0.00	0.00
2006/11/26	12:03:00	120.6	119.8	115.6	101.8	98.4	111.0	120.4	-3.8	110.8	112.1	100.6	104.8	64.1	64.6	64.1	64.1	0.00	-0.01	0.00
2006/11/26	12:04:00	120.5	119.8	115.6	101.6	98.2	111.0	120.3	-3.9	110.9	112.1	100.5	104.8	63.6	64.0	64.0	64.1	-0.10	-0.01	0.00
2006/11/26	12:05:00	120.5	119.8	115.6	101.6	98.4	110.9	120.3	-5.3	111.0	112.1	100.5	104.8	63.8	64.3	64.0	64.1	-0.10	-0.01	0.00
2006/11/26	12:06:00	120.4	119.7	115.6	101.6	98.6	110.8	120.3	-5.1	110.9	112.									

Heat Decay Run

3-732
for Model AOS-025, AOS-050, and AOS-100 Transport Packages, Rev. G, July 27, 2012 (Docket No. 71-9316)

Date	Time	TC1	TC2	TC3	TC4	TC5	TC6	TC7	TC8	TC9	TC10	TC11	TC12	TC13	TC14	TC15	TC16	VDC	Amps	Watts
2006/11/26	12:08:00	120.5	119.6	115.6	101.6	98.6	110.8	120.3	-4.8	110.8	112.1	100.4	104.6	64.8	64.4	64.1	64.1	-0.10	-0.01	0.00
2006/11/26	12:09:00	120.4	119.6	115.6	101.6	98.6	111.0	120.3	-4.9	110.9	112.1	100.4	104.6	64.4	64.6	64.4	64.3	-0.10	-0.01	0.00
2006/11/26	12:10:00	120.3	119.6	115.4	101.4	98.2	110.5	120.0	3.0	110.9	111.9	100.4	104.6	64.2	64.6	64.0	64.0	-0.10	-0.01	0.00
2006/11/26	12:11:00	120.3	119.6	115.6	101.6	98.3	110.8	120.1	-4.6	110.6	112.1	100.4	104.6	64.6	64.1	64.0	64.2	-0.10	-0.01	0.00
2006/11/26	12:12:00	120.3	119.6	115.6	101.6	98.3	110.8	120.1	-4.8	110.7	111.9	100.5	104.6	64.4	64.2	64.3	64.1	0.00	0.00	0.00
2006/11/26	12:13:00	120.3	119.6	115.6	101.6	98.3	110.7	120.0	-5.1	110.7	111.9	100.4	104.6	64.6	64.6	64.1	64.1	-0.10	-0.01	0.00
2006/11/26	12:14:00	120.3	119.6	115.4	101.4	98.3	110.7	120.0	-5.3	110.8	111.9	100.3	104.6	64.4	64.6	64.2	64.3	-0.10	-0.01	0.00
2006/11/26	12:15:00	120.3	119.6	115.4	101.6	98.2	110.7	120.0	-4.8	110.8	111.9	100.4	104.8	64.6	64.8	64.2	64.4	0.00	0.00	0.00
2006/11/26	12:16:00	120.3	119.6	115.4	101.6	98.3	110.8	120.0	-2.1	110.6	111.9	100.4	104.6	64.6	64.6	64.2	64.2	-0.10	0.00	0.00
2006/11/26	12:17:00	120.3	119.6	115.4	101.6	98.6	110.7	120.0	-4.9	110.8	111.9	100.4	104.6	64.6	64.6	64.3	64.3	0.00	0.00	0.00
2006/11/26	12:18:00	120.3	119.4	115.4	101.4	98.4	110.6	119.9	-4.7	110.6	111.8	100.4	104.6	64.6	64.6	64.4	64.1	0.00	0.00	0.00
2006/11/26	12:19:00	120.1	119.4	115.3	101.4	98.2	110.6	119.9	-5.5	110.6	111.8	100.3	104.6	64.6	64.8	64.2	64.2	-0.10	-0.01	0.00
2006/11/26	12:20:00	120.1	119.3	115.3	101.3	98.2	110.7	119.9	0.6	110.5	111.8	100.3	104.6	64.8	64.4	64.6	64.4	0.00	0.00	0.00
2006/11/26	12:21:00	120.0	119.3	115.2	101.4	98.1	110.7	119.9	-5.3	110.4	111.7	100.3	104.6	64.6	64.6	64.6	64.2	0.00	0.00	0.00
2006/11/26	12:22:00	120.0	119.2	115.1	101.3	98.1	110.7	119.8	-4.5	110.5	111.7	100.3	104.6	64.8	65.0	64.6	64.2	-0.10	0.00	0.00
2006/11/26	12:23:00	120.0	119.2	115.2	101.3	98.3	110.6	119.9	-5.3	110.4	111.6	100.3	104.6	64.6	64.6	64.6	64.1	0.00	0.00	0.00
2006/11/26	12:24:00	119.9	119.2	115.1	101.2	98.2	110.5	119.8	-5.1	110.4	111.6	100.3	104.6	64.6	64.8	64.6	64.3	0.00	0.00	0.00
2006/11/26	12:25:00	119.9	119.1	115.1	101.3	98.2	110.6	119.8	-5.5	110.3	111.7	100.3	104.4	64.6	65.0	64.6	64.2	0.00	0.00	0.00
2006/11/26	12:26:00	120.0	119.2	115.1	101.3	98.1	110.5	119.8	-5.1	110.3	111.7	100.2	104.4	64.2	64.8	64.3	64.2	0.00	0.00	0.00
2006/11/26	12:27:00	119.9	119.0	115.1	101.2	97.9	110.4	119.7	-5.6	110.6	111.6	100.2	104.4	64.4	64.8	64.3	64.3	0.00	0.00	0.00
2006/11/26	12:28:00	119.9	119.0	115.1	101.2	97.7	110.3	119.7	-5.3	110.5	111.6	100.2	104.4	64.6	65.0	64.3	64.4	0.00	0.00	0.00
2006/11/26	12:29:00	119.9	119.1	115.1	101.3	98.1	110.4	119.7	-2.8	110.5	111.6	100.2	104.4	64.6	64.6	64.3	64.3	-0.10	0.00	0.00
2006/11/26	12:30:00	120.0	119.1	115.1	101.2	97.9	110.4	119.7	-5.5	110.5	111.7	100.1	104.4	64.3	65.0	64.3	64.3	-0.10	0.00	0.00
2006/11/26	12:31:00	119.9	119.1	115.0	101.3	98.1	110.4	119.7	-5.8	110.5	111.7	100.1	104.3	64.3	64.8	64.3	64.6	-0.10	-0.01	0.00
2006/11/26	12:32:00	119.9	119.1	115.0	101.3	98.1	110.4	119.7	-2.4	110.4	111.7	100.1	104.3	65.2	65.1	64.4	64.3	-0.10	-0.01	0.00
2006/11/26	12:33:00	119.9	119.0	115.0	101.3	98.2	110.4	119.7	-6.1	110.3	111.7	100.2	104.3	64.8	64.8	64.4	64.4	-0.10	-0.01	0.00
2006/11/26	12:34:00	119.9	119.0	115.0	101.3	98.1	110.4	119.6	-6.1	110.3	111.6	100.1	104.3	64.6	64.8	64.6	64.3	-0.10	-0.01	0.00
2006/11/26	12:35:00	119.8	118.9	115.0	101.2	97.8	110.4	119.6	-5.6	110.5	111.6	100.0	104.2	64.6	64.8	64.3	64.4	-0.10	-0.01	0.00
2006/11/26	12:36:00	119.8	118.9	115.0	101.2	97.8	110.3	119.6	-6.1	110.4	111.6	100.0	104.2	64.8	65.0	64.4	64.3	-0.10	-0.01	0.00
2006/11/26	12:37:00	119.7	118.9	114.9	101.2	98.2	110.4	119.6	-6.3	110.4	111.6	100.0	104.2	64.6	65.1	64.6	64.6	-0.10	-0.01	0.00
2006/11/26	12:38:00	119.7	118.9	114.9	101.1	98.1	110.3	119.6	-5.7	110.5	111.6	100.0	104.3	64.6	65.2	64.6	64.8	-0.10	0.00	0.00
2006/11/26	12:39:00	119.7	118.8	114.8	101.1	98.1	110.3	119.6	-5.6	110.4	111.6	99.9	104.2	64.8	65.0	64.3	64.3	-0.10	-0.01	0.00
2006/11/26	12:40:00	119.7	118.8	114.8	101.1	98.3	110.3	119.6	-5.6	110.4	111.6	100.0	104.2	64.4	65.2	64.3	64.4	-0.10	0.00	0.00
2006/11/26	12:41:00	119.6	118.7	114.8	101.1	98.1	110.2	119.4	-5.8	110.4	111.6	99.9	104.1	64.2	64.3	64.3	64.3	-0.10	-0.01	0.00
2006/11/26	12:42:00	119.6	118.7	114.7	101.1	97.8	110.3	119.4	-2.9	110.3	111.6	100.0	104.1	64.6	64.6	64.2	64.1	-0.10	-0.01	0.00
2006/11/26	12:43:00	119.6	118.8	114.7	101.1	97.7	110.2	119.4	-6.1	110.3	111.6	99.9	104.1	64.6	65.0	64.1	64.3	-0.10	-0.01	0.00
2006/11/26	12:44:00	119.6	118.7	114.7	101.1	97.9	110.2	119.4	-1.7	110.3	111.6	99.9	104.1	64.8	65.1	64.3	64.6	-0.10	-0.01	0.00
2006/11/26	12:45:00	119.6	118.7	114.7	101.1	97.8	110.3	119.3	-7.1	110.2	111.4	99.9	104.1	64.6	64.6	64.6	64.1	-0.10	-0.01	0.00
2006/11/26	12:46:00	119.6	118.6	114.6	101.1	97.8	110.2	119.2	-6.8	110.3	111.4	99.9	104.0	64.3	65.2	64.3	64.1	-0.10	-0.01	0.00
2006/11/26	12:47:00	119.6	118.6	114.6	100.9	97.7	110.0	119.2	-7.1	110.3	111.4	99.9	104.0	64.3	65.1	64.3	64.6	-0.10	-0.01	0.00
2006/11/26	12:48:00	119.4	118.6	114.6	100.9	97.6	110.0	119.2	-0.6	110.1	111.4	99.9	104.0	64.3	65.1	64.3	64.6	-0.10	-0.01	0.00
2006/11/26	12:49:00	119.4	118.6	114.4	100.9	97.6	110.0	119.2	3.1	110.2	111.3	99.9	104.0	64.3	64.8	64.3	64.3	-0.10	-0.01	0.00
2006/11/26	12:50:00	119.4	118.5	114.6	100.9	97.8	110.1	119.1	-7.3	110.2	111.3	99.8	104.0	64.2	64.8	64.2	64.6	-0.10	-0.01	0.00
2006/11/26	12:51:00	119.4	118.5	114.5	100.9	97.6	109.9	119.1	-5.1	110.1	111.3	99.8	104.0	64.8	64.8	64.3	64.3	-0.10	-0.01	0.00
2006/11/26	12:52:00	119.4	118.5	114.5	100.9	97.6	109.9	119.1	-7.3	110.2	111.3	99.8	104.0	64.6	65.1	64.2	64.2	-0.10	-0.01	0.00
2006/11/26	12:53:00	119.3	118.5	114.5	100.9	97.9	110.0	119.1	-5.8	110.2	111.3	99.8	103.9	64.6	65.0	64.3	64.6	-0.10	-0.01	0.00
2006/11/26	12:54:00	119.3	118.5	114.5	100.9	97.9	110.0	119.1	-3.1	110.1	111.3	99.8	103.9	64.6	64.6	64.2	64.4	-0.10	-0.01	0.00
2006/11/26	12:55:00	119.3	118.5	114.4	100.9	97.9	110.0	119.1	5.6	110.1	111.2	99.9	103.9	64.6	64.6	64.4	64.2	-0.10	-0.01	0.00
2006/11/26	12:56:00	119.3	118.5	114.4	100.9	97.7	110.0	119.0	-6.3	110.0	111.2	99.8	103.9	64.8	64.6	64.6	64.2	-0.10	-0.01	0.00
2006/11/26	12:57:00	119.3	118.5	114.4	100.9	97.7	110.0	119.1	-2.9	110.0	111.2	99.8	103.9	64.6	64.8	64.6	64.4	-0.10	-0.01	0.00
2006/11/26	12:58:00	119.3	118.5	114.5	100.9	97.9	109.9	119.1	-5.5	110.1	111.2	99.8	103.9	64.6	64.8	64.4	64.2	-0.10	-0.01	0.00
2006/11/26	12:59:00	119.2	118.5	114.3	100.8	97.8	110.0	118.9	-6.7	110.1	111.1	99.8	103.9	65.3	64.8	64.6	64.3	-0.10	-0.01	0.00
2006/11/26	13:00:00	119.2	118.4	114.3	100.8	97.9	109.9	118.9	-6.8	110.0	111.1	99.8	103.9	65.0	64.6	64.6	64.6	0.00	-0.01	0.00
2006/11/26	13:01:00	119.2	118.4	114.4	100.8	97.6	109.9	118.9	-3.2	110.1	111.1	99.8	103.9	65.0	64.6	64.2	64.3	-0.10	-0.01	0.00
2006/11/26	13:02:00	119.2	118.4	114.3	100.8	97.6	109.8	118.9	-6.9	109.8	111.1	99.8	103.9	64.8	64.8	64.2	64.2	-0.10	-0.01	0.00
2006/11/26	13:03:00	119.1	118.4	114.3	100.8	97.7	110.0	118.9	-6.7	109.8	111.1	99.8	103.9	64.4	64.6	64.2	64.2	-0.10	-0.01	0.00
2006/11/26	13:04:00	119.1	118.3	114.3	100.8	97.8	109.9	118.8	-6.9	109.9	111.1	99.8	103.9	64.3						

Heat Decay Run

Date	Time	TC1	TC2	TC3	TC4	TC5	TC6	TC7	TC8	TC9	TC10	TC11	TC12	TC13	TC14	TC15	TC16	VDC	Amps	Watts
2006/11/26	13:06:00	119.1	118.3	114.3	100.7	97.6	109.8	118.8	-6.3	109.7	111.0	99.7	103.8	64.6	64.2	64.4	64.3	-0.10	0.00	0.00
2006/11/26	13:07:00	119.0	118.2	114.3	100.7	97.6	109.9	118.8	-7.3	109.8	111.0	99.7	103.8	64.6	64.8	64.6	64.3	-0.10	-0.01	0.00
2006/11/26	13:08:00	119.0	118.2	114.3	100.7	97.7	109.6	118.7	-7.5	109.6	110.9	99.7	103.8	64.6	64.2	64.4	64.1	-0.10	-0.01	0.00
2006/11/26	13:09:00	118.9	118.2	114.2	100.7	97.7	109.6	118.7	-7.3	109.6	110.8	99.7	103.8	64.6	64.3	64.6	64.0	-0.10	-0.01	0.00
2006/11/26	13:10:00	118.9	118.1	114.2	100.6	97.7	109.3	118.6	-7.5	109.5	110.8	99.7	103.8	64.6	64.0	64.4	63.9	-0.10	-0.01	0.00
2006/11/26	13:11:00	118.9	118.1	114.0	100.6	97.6	109.5	118.6	-7.8	109.5	110.7	99.6	103.8	64.4	64.2	64.4	63.9	-0.10	-0.01	0.00
2006/11/26	13:12:00	118.8	118.0	114.1	100.6	97.6	109.3	118.5	-7.8	109.3	110.7	99.6	103.7	64.3	64.1	64.2	63.9	-0.10	-0.01	0.00
2006/11/26	13:13:00	118.8	118.0	114.1	100.5	97.6	109.5	118.5	-7.5	109.3	110.7	99.6	103.7	64.4	64.2	64.2	63.9	-0.10	-0.01	0.00
2006/11/26	13:14:00	118.8	118.0	114.0	100.5	97.5	109.3	118.5	-7.6	109.3	110.7	99.5	103.7	64.3	64.2	64.4	63.9	-0.10	-0.01	0.00
2006/11/26	13:15:00	118.8	118.0	114.0	100.5	97.5	109.3	118.4	-7.3	109.5	110.6	99.5	103.6	64.4	64.2	64.6	64.2	-0.10	-0.01	0.00
2006/11/26	13:16:00	118.7	117.9	114.0	100.4	97.5	109.3	118.4	-6.5	109.3	110.5	99.3	103.6	64.4	63.9	64.4	64.1	-0.10	-0.01	0.00
2006/11/26	13:17:00	118.7	117.9	113.9	100.4	97.5	109.3	118.4	-7.3	109.3	110.5	99.3	103.6	64.4	64.2	64.6	64.2	-0.10	-0.01	0.00
2006/11/26	13:18:00	118.7	117.9	114.0	100.4	97.5	109.3	118.4	-7.3	109.3	110.6	99.3	103.5	64.4	64.2	64.3	64.1	-0.10	-0.01	0.00
2006/11/26	13:19:00	118.6	117.9	113.9	100.4	97.5	109.3	118.4	-1.2	109.1	110.5	99.3	103.5	64.3	64.3	64.3	64.1	-0.10	0.00	0.00
2006/11/26	13:20:00	118.6	117.8	113.9	100.4	97.6	109.3	118.4	-2.5	109.1	110.5	99.3	103.5	64.6	64.2	64.6	64.1	-0.10	-0.01	0.00
2006/11/26	13:21:00	118.6	117.8	113.9	100.4	97.4	109.1	118.4	-7.3	109.1	110.5	99.3	103.6	64.4	64.0	64.4	64.1	-0.10	-0.01	0.00
2006/11/26	13:22:00	118.6	117.8	113.8	100.4	97.4	109.0	118.3	-7.1	109.1	110.5	99.3	103.6	64.3	63.9	64.3	64.1	-0.10	-0.01	0.00
2006/11/26	13:23:00	118.5	117.7	113.8	100.4	97.5	109.3	118.3	-5.8	109.1	110.4	99.3	103.6	64.8	64.0	64.8	64.1	-0.10	-0.01	0.00
2006/11/26	13:24:00	118.5	117.7	113.8	100.4	97.4	109.3	118.3	-7.3	109.1	110.4	99.3	103.5	64.4	64.0	64.6	64.0	-0.10	-0.01	0.00
2006/11/26	13:25:00	118.6	117.8	113.9	100.5	97.4	109.1	118.3	-7.3	109.3	110.5	99.3	103.5	64.8	64.4	64.6	64.2	-0.10	-0.01	0.00
2006/11/26	13:26:00	118.5	117.7	113.8	100.5	97.4	109.1	118.3	-7.3	109.1	110.4	99.3	103.5	64.8	64.3	64.6	64.2	-0.10	-0.01	0.00
2006/11/26	13:27:00	118.5	117.6	113.8	100.4	97.5	109.3	118.2	-7.3	109.0	110.3	99.3	103.4	64.8	64.6	64.4	64.1	-0.10	-0.01	0.00
2006/11/26	13:28:00	118.5	117.7	113.7	100.4	97.2	109.3	118.2	-7.3	109.1	110.4	99.3	103.5	64.8	65.1	64.6	64.4	-0.10	-0.01	0.00
2006/11/26	13:29:00	118.5	117.6	113.6	100.3	97.4	109.3	118.1	-7.1	109.3	110.3	99.1	103.4	64.8	65.1	64.6	64.6	-0.10	-0.01	0.00
2006/11/26	13:30:00	118.4	117.5	113.5	100.3	97.4	109.1	118.1	-6.8	109.3	110.3	99.1	103.3	65.0	64.8	64.6	64.6	-0.10	-0.01	0.00
2006/11/26	13:31:00	118.4	117.5	113.5	100.2	97.3	109.1	118.0	0.4	109.1	110.2	99.1	103.2	64.6	64.6	64.6	64.3	-0.10	-0.01	0.00
2006/11/26	13:32:00	118.4	117.5	113.5	100.2	97.3	109.0	117.9	-6.8	109.1	110.2	99.1	103.3	64.6	64.8	64.6	64.2	-0.10	-0.01	0.00
2006/11/26	13:33:00	118.3	117.3	113.5	100.1	96.9	108.8	117.9	-7.1	109.1	110.2	99.1	103.3	64.6	64.8	64.6	64.3	-0.10	-0.01	0.00
2006/11/26	13:34:00	118.3	117.3	113.3	100.1	96.8	108.8	117.8	-6.6	109.1	110.1	99.0	103.2	64.6	65.1	64.6	64.4	-0.10	-0.01	0.00
2006/11/26	13:35:00	118.2	117.3	113.3	100.1	96.9	108.8	117.8	-7.3	109.1	110.1	99.0	103.1	64.4	64.8	64.4	64.4	-0.10	-0.01	0.00
2006/11/26	13:36:00	118.2	117.3	113.3	100.1	96.7	108.8	117.7	-7.1	109.0	110.1	99.0	103.1	64.8	64.8	64.3	64.3	-0.10	-0.01	0.00
2006/11/26	13:37:00	118.1	117.3	113.3	100.1	97.4	108.8	117.7	-5.1	109.0	110.1	98.8	103.0	64.3	64.8	64.3	64.2	-0.10	-0.01	0.00
2006/11/26	13:38:00	118.2	117.2	113.3	100.1	97.4	108.8	117.7	-6.7	109.1	110.1	99.0	103.1	64.4	64.8	64.4	64.2	-0.10	-0.01	0.00
2006/11/26	13:39:00	118.2	117.3	113.3	100.2	97.2	109.0	117.8	-6.3	109.1	110.2	99.0	103.2	64.6	64.8	64.6	64.4	-0.10	-0.01	0.00
2006/11/26	13:40:00	118.1	117.3	113.3	100.1	96.9	109.0	117.8	1.7	109.1	110.2	99.0	103.1	64.8	65.3	64.8	64.4	-0.10	-0.01	0.00
2006/11/26	13:41:00	118.2	117.3	113.3	100.2	97.2	109.1	117.8	1.7	109.1	110.3	98.8	103.1	64.8	65.0	64.6	64.8	-0.10	-0.01	0.00
2006/11/26	13:42:00	118.1	117.3	113.3	100.2	97.4	109.1	117.8	-7.1	109.1	110.2	99.1	103.2	64.8	65.0	64.6	64.6	-0.10	-0.01	0.00
2006/11/26	13:43:00	118.1	117.3	113.3	100.2	97.5	109.1	117.8	0.4	109.1	110.2	99.0	103.2	64.8	65.0	64.6	64.6	-0.10	-0.01	0.00
2006/11/26	13:44:00	118.2	117.3	113.3	100.3	97.4	109.1	117.9	-7.1	109.0	110.2	99.0	103.1	64.6	64.6	64.6	64.2	-0.10	-0.01	0.00
2006/11/26	13:45:00	118.1	117.3	113.3	100.3	97.3	109.1	117.8	-7.1	109.1	110.2	99.0	103.1	64.8	64.8	64.6	64.1	-0.10	-0.01	0.00
2006/11/26	13:46:00	118.1	117.3	113.3	100.3	97.0	109.1	117.8	-5.3	109.1	110.2	99.0	103.2	65.0	65.5	64.6	64.8	-0.10	-0.01	0.00
2006/11/26	13:47:00	118.0	117.3	113.3	100.2	97.3	108.8	117.8	-6.7	109.1	110.2	99.0	103.1	65.2	65.2	64.6	64.8	-0.10	-0.01	0.00
2006/11/26	13:48:00	118.0	117.3	113.3	100.2	97.2	109.1	117.8	-7.1	109.1	110.3	99.0	103.1	65.1	65.4	64.8	64.8	-0.10	-0.01	0.00
2006/11/26	13:49:00	118.0	117.3	113.3	100.2	97.2	109.0	117.7	5.5	109.3	110.2	99.0	103.2	65.2	65.3	64.8	65.0	-0.10	-0.01	0.00
2006/11/26	13:50:00	117.9	117.2	113.3	100.1	97.3	108.8	117.7	0.8	109.3	110.2	98.8	103.1	64.8	65.3	64.8	65.0	-0.10	-0.01	0.00
2006/11/26	13:51:00	117.9	117.2	113.3	100.2	97.0	109.1	117.6	0.4	109.1	110.2	98.8	103.1	64.8	65.1	65.0	64.8	-0.10	-0.01	0.00
2006/11/26	13:52:00	117.9	117.2	113.3	100.1	97.0	108.8	117.6	2.7	109.1	110.2	98.8	103.1	64.8	65.2	64.8	64.8	-0.10	-0.01	0.00
2006/11/26	13:53:00	117.9	117.1	113.3	100.1	97.1	108.8	117.6	-6.9	109.1	110.2	98.8	103.1	65.0	65.1	64.8	64.8	-0.10	-0.01	0.00
2006/11/26	13:54:00	117.8	117.1	113.2	100.1	97.1	109.1	117.6	-7.1	109.1	110.1	98.8	103.1	65.2	64.8	64.8	64.8	-0.10	-0.01	0.00
2006/11/26	13:55:00	117.8	117.1	113.2	100.1	97.3	108.8	117.6	0.4	109.1	110.1	98.8	103.1	64.8	65.1	64.8	64.8	-0.10	-0.01	0.00
2006/11/26	13:56:00	117.8	117.0	113.2	100.1	97.2	108.8	117.7	5.1	109.1	110.2	98.8	103.1	64.8	65.2	64.8	64.8	-0.10	-0.01	0.00
2006/11/26	13:57:00	117.8	117.0	113.2	100.1	97.2	109.0	117.6	-6.1	109.3	110.2	98.8	103.0	65.1	65.0	64.8	65.0	-0.10	-0.01	0.00
2006/11/26	13:58:00	117.7	117.0	113.2	100.1	97.2	108.8	117.6	-5.9	109.1	110.1	98.8	103.0	65.1	65.2	65.0	64.8	-0.10	-0.01	0.00
2006/11/26	13:59:00	117.7	117.0	113.1	100.0	97.0	108.8	117.6	-4.3	108.8	110.1	98.6	103.0	65.0	65.3	64.8	64.8	-0.10	-0.01	0.00
2006/11/26	14:00:00	117.7	117.0	113.1	100.0	97.3	108.8	117.6	-3.3	109.0	110.1	98.6	103.0	64.8	65.3	64.8	64.8	-0.10	-0.01	0.00
2006/11/26	14:01:00	117.7	117.0	113.1	100.0	97.3	109.0	117.5	-6.6	109.1	110.1	98.8	103.0	64.8	65.3	64.8	65.0	-0.10	-0.01	0.00
2006/11/26	14:02:00	117.7	116.8	113.1	100.0	97.3	108.6	117.5	-6.3	109.1	110.0	98.8	102.9	65.2	65.0	64.8	64.8	-0.10	-0.01	0.00
2006/11/26	14:03:00	117.7	116.8	113.1	100.0	9														

Heat Decay Run

3-734
for Model AOS-025, AOS-050, and AOS-100 Transport Packages, Rev. G, July 27, 2012 (Docket No. 71-9316)

Radioactive Material Transport Packaging System Safety Analysis Report

Date	Time	TC1	TC2	TC3	TC4	TC5	TC6	TC7	TC8	TC9	TC10	TC11	TC12	TC13	TC14	TC15	TC16	VDC	Amps	Watts
2006/11/26	14:04:00	117.8	117.0	113.1	100.1	97.4	108.8	117.6	-3.4	108.8	110.1	98.8	102.9	65.1	65.3	64.8	64.8	-0.10	-0.01	0.00
2006/11/26	14:05:00	117.7	116.8	113.1	100.1	97.5	109.0	117.5	-6.3	108.8	110.1	98.8	102.9	65.0	65.1	64.8	65.0	-0.10	-0.01	0.00
2006/11/26	14:06:00	117.7	116.8	113.0	100.0	97.4	108.6	117.5	-6.3	108.8	110.0	98.8	102.9	65.0	64.8	64.8	64.8	-0.10	-0.01	0.00
2006/11/26	14:07:00	117.7	116.8	113.0	99.9	97.1	108.6	117.3	0.8	108.6	109.9	98.6	102.9	64.8	64.6	64.8	64.6	-0.10	-0.01	0.00
2006/11/26	14:08:00	117.7	116.6	112.8	99.9	97.1	108.3	117.3	3.4	108.4	109.8	98.6	102.8	64.8	64.6	64.8	64.6	-0.10	-0.01	0.00
2006/11/26	14:09:00	117.6	116.6	112.8	99.8	97.0	108.4	117.2	4.9	108.6	109.7	98.6	102.8	64.8	64.8	64.8	64.6	-0.10	-0.01	0.00
2006/11/26	14:10:00	117.5	116.6	112.6	99.7	96.9	108.3	117.1	-6.9	108.1	109.6	98.6	102.8	65.0	64.6	64.8	64.4	-0.10	-0.01	0.00
2006/11/26	14:11:00	117.5	116.6	112.6	99.7	96.9	108.3	117.1	-1.3	108.1	109.5	98.6	102.7	64.8	64.8	64.6	64.6	-0.10	-0.01	0.00
2006/11/26	14:12:00	117.3	116.6	112.6	99.7	96.8	108.3	117.1	-7.3	108.3	109.5	98.6	102.7	64.8	64.6	64.6	64.6	-0.10	-0.01	0.00
2006/11/26	14:13:00	117.3	116.5	112.6	99.7	96.8	108.4	117.1	-7.8	108.3	109.5	98.6	102.8	64.8	64.8	64.8	64.6	-0.10	-0.01	0.00
2006/11/26	14:14:00	117.3	116.5	112.6	99.7	96.9	108.3	117.0	-6.9	108.3	109.5	98.6	102.7	65.0	64.8	64.8	64.6	-0.10	-0.01	0.00
2006/11/26	14:15:00	117.3	116.5	112.6	99.8	96.8	108.3	116.8	-3.3	108.3	109.5	98.4	102.7	65.0	64.8	64.8	64.6	-0.10	-0.01	0.00
2006/11/26	14:16:00	117.3	116.5	112.6	99.7	96.8	108.1	117.0	-6.5	108.1	109.5	98.4	102.7	64.8	64.8	64.6	64.3	-0.10	-0.01	0.00
2006/11/26	14:17:00	117.3	116.5	112.6	99.7	96.8	108.3	117.0	3.9	108.1	109.3	98.4	102.7	64.8	64.3	64.6	64.3	-0.10	-0.01	0.00
2006/11/26	14:18:00	117.3	116.5	112.6	99.7	96.9	108.3	117.0	0.4	108.1	109.5	98.6	102.6	64.6	64.3	64.8	64.3	-0.10	-0.01	0.00
2006/11/26	14:19:00	117.3	116.5	112.6	99.7	96.8	108.3	117.0	-2.2	108.1	109.5	98.4	102.6	64.8	64.4	64.8	64.4	-0.10	-0.01	0.00
2006/11/26	14:20:00	117.3	116.5	112.6	99.7	96.6	108.3	117.0	-2.8	108.1	109.5	98.4	102.7	64.8	64.6	64.8	64.4	-0.10	-0.01	0.00
2006/11/26	14:21:00	117.3	116.3	112.6	99.7	96.8	108.3	116.8	-3.6	108.4	109.5	98.4	102.7	65.2	64.8	64.6	64.8	-0.10	-0.01	0.00
2006/11/26	14:22:00	117.3	116.3	112.6	99.7	96.8	108.3	116.8	-3.4	108.3	109.5	98.4	102.7	65.1	65.0	64.8	64.8	-0.10	-0.01	0.00
2006/11/26	14:23:00	117.2	116.3	112.5	99.6	96.6	108.1	116.8	-3.7	108.3	109.3	98.3	102.6	65.0	65.1	64.8	64.8	-0.10	-0.01	0.00
2006/11/26	14:24:00	117.2	116.3	112.3	99.6	96.8	108.1	116.8	-3.6	108.3	109.3	98.3	102.6	65.1	65.0	64.8	64.8	-0.10	-0.01	0.00
2006/11/26	14:25:00	117.1	116.3	112.3	99.6	96.8	108.1	116.6	-2.9	108.3	109.3	98.3	102.5	64.8	64.8	64.6	64.6	-0.10	-0.01	0.00
2006/11/26	14:26:00	117.1	116.3	112.3	99.6	96.6	108.1	116.6	-3.7	108.3	109.3	98.2	102.5	64.8	65.0	64.6	64.6	-0.10	-0.01	0.00
2006/11/26	14:27:00	117.1	116.3	112.3	99.6	96.7	108.3	116.6	-3.6	108.3	109.3	98.2	102.5	65.1	65.0	64.6	64.8	-0.10	-0.01	0.00
2006/11/26	14:28:00	117.1	116.3	112.3	99.6	96.8	108.1	116.6	-3.8	107.9	109.3	98.3	102.5	64.8	64.6	64.8	64.3	-0.10	-0.01	0.00
2006/11/26	14:29:00	117.0	116.1	112.3	99.5	96.6	108.1	116.5	-4.1	107.9	109.1	98.3	102.5	64.8	64.8	64.8	64.3	-0.10	-0.01	0.00
2006/11/26	14:30:00	117.0	116.1	112.1	99.5	96.6	107.9	116.5	-3.1	108.1	109.3	98.2	102.5	64.8	65.0	64.6	64.8	-0.10	-0.01	0.00
2006/11/26	14:31:00	117.0	116.1	112.1	99.5	96.7	107.9	116.5	-3.8	107.9	109.1	98.2	102.5	64.8	64.2	64.8	64.4	-0.10	-0.01	0.00
2006/11/26	14:32:00	117.0	116.1	112.1	99.5	96.6	107.7	116.5	-2.8	107.7	109.1	98.2	102.3	64.8	64.2	64.6	64.0	-0.10	0.00	0.00
2006/11/26	14:33:00	116.8	116.1	112.1	99.5	96.6	107.7	116.3	-4.1	107.6	109.1	98.2	102.3	64.8	64.6	64.6	64.0	-0.10	-0.01	0.00
2006/11/26	14:34:00	116.8	116.1	112.1	99.3	96.3	107.8	116.3	-4.3	107.7	109.1	98.2	102.3	64.8	65.2	64.6	64.0	-0.10	-0.01	0.00
2006/11/26	14:35:00	116.8	115.9	112.1	99.3	96.7	107.9	116.3	0.6	107.8	109.1	98.2	102.3	64.8	64.8	64.8	64.4	-0.10	-0.01	0.00
2006/11/26	14:36:00	116.8	115.9	112.1	99.3	96.6	107.8	116.3	-4.3	107.7	109.1	98.1	102.3	64.8	64.8	64.8	64.2	-0.10	-0.01	0.00
2006/11/26	14:37:00	116.8	115.9	112.1	99.3	96.6	107.7	116.3	-4.3	107.7	109.1	98.1	102.3	64.6	64.6	64.4	64.2	-0.10	-0.01	0.00
2006/11/26	14:38:00	116.8	115.9	112.1	99.3	96.5	107.7	116.3	0.0	107.6	109.0	98.1	102.1	64.6	64.6	64.3	63.9	-0.10	-0.01	0.00
2006/11/26	14:39:00	116.8	115.9	112.1	99.5	96.6	107.8	116.3	-4.8	107.5	109.0	98.1	102.1	64.6	64.6	64.3	64.0	-0.10	-0.01	0.00
2006/11/26	14:40:00	116.6	115.8	111.9	99.3	96.5	107.7	116.1	-0.6	107.3	108.8	98.1	102.1	64.8	64.3	64.4	64.1	-0.10	-0.01	0.00
2006/11/26	14:41:00	116.6	115.8	111.9	99.3	96.3	107.6	116.1	-3.4	107.5	108.8	98.1	102.1	64.8	64.4	64.6	63.9	-0.10	-0.01	0.00
2006/11/26	14:42:00	116.6	115.8	111.9	99.3	96.3	107.7	116.1	-4.1	107.5	108.8	98.1	102.1	64.8	64.6	64.4	63.8	-0.10	-0.01	0.00
2006/11/26	14:43:00	116.6	115.8	111.9	99.3	96.3	107.6	116.1	2.7	107.5	108.8	97.9	102.1	64.8	64.3	64.3	64.1	-0.10	-0.01	0.00
2006/11/26	14:44:00	116.6	115.8	111.9	99.3	96.3	107.5	116.1	0.9	107.4	108.8	97.9	102.1	64.4	64.1	64.3	64.0	-0.10	-0.01	0.00
2006/11/26	14:45:00	116.6	115.8	111.9	99.3	96.3	107.6	116.1	-5.5	107.4	108.8	98.1	102.1	64.6	64.3	64.4	63.9	-0.10	-0.01	0.00
2006/11/26	14:46:00	116.6	115.8	111.9	99.3	96.3	107.7	116.1	-1.0	107.5	108.8	97.9	102.1	64.6	64.4	64.4	64.0	-0.10	-0.01	0.00
2006/11/26	14:47:00	116.6	115.8	111.9	99.3	96.6	107.7	116.1	3.6	107.7	108.8	97.9	102.1	64.8	64.6	64.6	64.4	-0.10	0.00	0.00
2006/11/26	14:48:00	116.6	115.8	111.9	99.3	96.3	107.8	116.1	-3.4	107.6	108.8	97.9	102.1	64.8	64.6	64.6	64.6	-0.10	-0.01	0.00
2006/11/26	14:49:00	116.6	115.8	111.9	99.3	96.6	107.7	116.1	-4.9	107.6	108.8	97.8	102.1	64.8	64.6	64.6	64.3	-0.10	0.00	0.00
2006/11/26	14:50:00	116.6	115.8	111.9	99.3	96.6	107.7	116.1	7.0	107.6	108.8	97.8	102.1	64.6	64.6	64.6	64.2	-0.10	-0.01	0.00
2006/11/26	14:51:00	116.5	115.6	111.8	99.1	96.3	107.4	116.1	-5.1	107.3	108.6	97.7	102.1	64.8	64.2	64.4	63.9	-0.10	-0.01	0.00
2006/11/26	14:52:00	116.5	115.6	111.8	99.1	96.3	107.4	116.1	-5.8	107.2	108.6	97.8	102.0	64.6	64.8	64.4	64.0	-0.10	-0.01	0.00
2006/11/26	14:53:00	116.3	115.6	111.7	99.1	95.8	107.5	115.9	0.6	107.3	108.6	97.8	102.0	64.8	64.8	64.4	64.1	-0.10	-0.01	0.00
2006/11/26	14:54:00	116.3	115.6	111.7	99.1	96.3	107.3	115.9	1.8	107.2	108.4	97.7	102.0	64.6	64.8	64.4	64.1	-0.10	-0.01	0.00
2006/11/26	14:55:00	116.3	115.6	111.7	99.1	96.3	107.4	115.9	-3.2	107.2	108.4	97.7	102.0	64.6	64.8	64.6	64.1	-0.10	-0.01	0.00
2006/11/26	14:56:00	116.3	115.6	111.7	99.1	96.5	107.5	115.9	-5.6	107.5	108.6	97.7	102.0	64.8	64.8	64.6	64.6	-0.10	-0.01	0.00
2006/11/26	14:57:00	116.3	115.6	111.6	99.1	96.3	107.4	115.8	-5.5	107.2	108.4	97.6	102.0	64.8	64.6	64.6	64.2	-0.10	-0.01	0.00
2006/11/26	14:58:00	116.3	115.6	111.6	99.1	96.1	107.3	115.8	-0.1	107.2	108.4	97.7	102.0	64.8	64.6	64.6	64.1	-0.10	-0.01	0.00
2006/11/26	14:59:00	116.3	115.4	111.6	99.1	96.3	107.4	115.8	-5.1	107.2	108.4	97.6	102.0	64.8	64.2	64.6	64.1	-0.10	-0.01	0.00
2006/11/26	15:00:00	116.3	115.4	111.6	99.1	96.3	107.4	115.8	-5.3	107.2	108.3	97.6	101.8	64.8	64.3	64.6	64.1	-0.10	-0.01	

Heat Decay Run

Radioactive Material Transport Packaging System Safety Analysis Report
for Model AOS-025, AOS-050, and AOS-100 Transport Packages, Rev. G, July 27, 2012 (Docket No. 71-9316)

3-735

Date	Time	TC1	TC2	TC3	TC4	TC5	TC6	TC7	TC8	TC9	TC10	TC11	TC12	TC13	TC14	TC15	TC16	VDC	Amps	Watts
2006/11/26	15:02:00	116.1	115.3	111.6	99.0	96.1	107.2	115.6	-5.3	107.2	108.3	97.5	101.8	65.1	64.6	64.4	64.1	-0.10	-0.01	0.00
2006/11/26	15:03:00	116.1	115.3	111.6	99.1	96.1	107.1	115.6	-5.5	107.1	108.3	97.5	101.8	64.8	64.6	64.4	64.2	-0.10	-0.01	0.00
2006/11/26	15:04:00	116.1	115.3	111.4	99.0	96.1	107.3	115.6	-4.9	107.1	108.3	97.6	101.8	64.8	64.8	64.6	64.3	-0.10	-0.01	0.00
2006/11/26	15:05:00	116.1	115.2	111.4	99.0	96.1	107.3	115.6	3.6	107.3	108.3	97.6	101.8	64.8	64.6	64.4	64.4	-0.10	-0.01	0.00
2006/11/26	15:06:00	116.1	115.3	111.6	99.1	96.3	107.2	115.8	-5.5	107.4	108.4	97.6	101.8	64.8	64.8	64.6	64.3	-0.10	-0.01	0.00
2006/11/26	15:07:00	116.1	115.3	111.6	99.1	96.3	107.3	115.6	-5.3	107.2	108.3	97.6	101.8	64.8	64.6	64.6	64.4	-0.10	-0.01	0.00
2006/11/26	15:08:00	116.1	115.2	111.6	99.0	96.1	107.0	115.6	-4.9	107.0	108.3	97.6	101.8	64.8	64.3	64.6	64.2	-0.10	0.00	0.00
2006/11/26	15:09:00	116.1	115.2	111.6	99.0	96.1	106.9	115.6	-5.5	107.1	108.3	97.5	101.8	64.8	64.3	64.4	64.1	-0.10	-0.01	0.00
2006/11/26	15:10:00	116.1	115.2	111.2	99.0	96.1	107.1	115.6	6.5	107.1	108.3	97.5	101.8	64.8	64.6	64.4	64.1	-0.10	0.00	0.00
2006/11/26	15:11:00	116.1	115.2	111.3	99.0	96.3	107.1	115.6	-5.7	107.0	108.3	97.5	101.8	64.8	64.6	64.4	64.1	-0.10	-0.01	0.00
2006/11/26	15:12:00	116.1	115.2	111.3	99.0	96.1	107.3	115.6	-5.8	107.0	108.1	97.5	101.8	64.8	64.6	64.6	64.2	-0.10	-0.01	0.00
2006/11/26	15:13:00	116.1	115.1	111.3	99.0	96.1	107.2	115.6	-5.6	107.2	108.3	97.4	101.8	64.8	64.8	64.6	64.6	-0.10	-0.01	0.00
2006/11/26	15:14:00	116.1	115.1	111.3	99.0	96.3	107.2	115.6	-5.9	107.2	108.3	97.4	101.6	65.0	64.8	64.6	64.6	-0.10	-0.01	0.00
2006/11/26	15:15:00	115.9	115.0	111.3	98.8	96.3	107.1	115.4	-5.3	107.3	108.1	97.4	101.8	64.8	65.0	64.8	64.6	-0.10	-0.01	0.00
2006/11/26	15:16:00	115.9	115.0	111.2	98.8	96.1	107.0	115.3	-4.4	107.2	108.1	97.4	101.6	64.8	65.2	64.8	64.8	-0.10	-0.01	0.00
2006/11/26	15:17:00	115.8	114.9	111.1	98.6	95.8	107.2	115.2	-6.1	107.2	108.1	97.4	101.6	65.0	65.0	64.6	64.8	-0.10	-0.01	0.00
2006/11/26	15:18:00	115.8	114.9	111.1	98.8	96.0	106.9	115.2	-4.1	107.1	108.1	97.4	101.6	64.8	64.8	64.6	64.6	-0.10	-0.01	0.00
2006/11/26	15:19:00	115.8	114.9	111.1	98.6	95.8	106.9	115.2	-5.6	107.2	108.1	97.3	101.6	64.8	64.8	64.6	64.8	-0.10	-0.01	0.00
2006/11/26	15:20:00	115.8	114.9	111.1	98.8	96.1	107.0	115.3	-4.8	107.2	108.1	97.3	101.6	65.0	64.8	64.6	64.6	-0.10	-0.01	0.00
2006/11/26	15:21:00	115.8	114.8	111.0	98.8	96.1	106.9	115.2	-5.3	107.1	108.1	97.4	101.6	64.8	65.0	64.6	64.6	-0.10	-0.01	0.00
2006/11/26	15:22:00	115.8	114.8	111.0	98.8	96.1	106.9	115.2	-3.7	107.2	108.1	97.3	101.6	64.8	64.8	64.6	64.6	-0.10	-0.01	0.00
2006/11/26	15:23:00	115.8	114.9	111.1	98.8	96.1	107.1	115.3	-2.3	107.2	108.1	97.3	101.6	64.8	65.0	64.6	64.6	-0.10	-0.01	0.00
2006/11/26	15:24:00	115.8	114.9	111.0	98.8	95.8	107.0	115.2	-2.6	107.3	108.1	97.3	101.6	64.8	65.2	64.8	64.6	-0.10	-0.01	0.00
2006/11/26	15:25:00	115.6	114.8	111.0	98.6	95.8	107.0	115.2	-5.9	107.4	108.1	97.3	101.6	65.0	65.1	64.8	64.8	-0.10	-0.01	0.00
2006/11/26	15:26:00	115.6	114.8	111.0	98.6	95.8	106.9	115.1	-5.8	107.2	108.1	97.3	101.6	65.4	65.2	64.8	64.6	-0.10	-0.01	0.00
2006/11/26	15:27:00	115.6	114.8	111.0	98.8	96.0	107.0	115.2	-5.9	107.2	108.1	97.3	101.6	64.8	65.0	64.8	64.8	-0.10	-0.01	0.00
2006/11/26	15:28:00	115.6	114.8	111.0	98.6	96.0	107.0	115.1	-5.6	107.2	108.1	97.2	101.4	65.0	65.0	64.8	64.8	-0.10	-0.01	0.00
2006/11/26	15:29:00	115.6	114.8	111.0	98.8	96.1	107.0	115.2	-5.7	107.2	108.1	97.3	101.4	64.8	65.0	64.8	64.8	-0.10	-0.01	0.00
2006/11/26	15:30:00	115.6	114.8	110.9	98.8	96.1	107.0	115.1	-2.3	107.1	108.1	97.3	101.6	65.0	65.3	64.8	64.8	-0.10	-0.01	0.00
2006/11/26	15:31:00	115.6	114.8	110.9	98.6	95.8	106.9	115.1	-5.7	107.1	108.1	97.3	101.4	64.8	65.2	64.8	65.1	-0.10	-0.01	0.00
2006/11/26	15:32:00	115.4	114.6	110.8	98.6	96.0	106.8	115.0	-1.7	106.7	107.9	97.1	101.4	65.0	64.6	64.8	64.6	-0.10	0.00	0.00
2006/11/26	15:33:00	115.4	114.6	110.9	98.6	95.8	106.8	115.0	-5.9	106.8	107.9	97.2	101.4	65.0	64.6	64.6	64.6	-0.10	-0.01	0.00
2006/11/26	15:34:00	115.6	114.7	110.9	98.6	95.8	106.8	115.1	-4.1	106.9	108.1	97.2	101.4	65.1	65.1	64.8	64.6	-0.10	-0.01	0.00
2006/11/26	15:35:00	115.4	114.7	110.9	98.6	96.1	106.9	115.1	-0.2	106.9	108.1	97.2	101.4	65.2	64.8	65.1	64.8	-0.10	-0.01	0.00
2006/11/26	15:36:00	115.6	114.7	111.0	98.8	96.1	106.9	115.2	-6.6	106.9	108.1	97.3	101.6	65.2	64.8	64.6	64.6	-0.10	-0.01	0.00
2006/11/26	15:37:00	115.4	114.7	111.0	98.8	95.8	107.0	115.2	-6.1	107.0	108.1	97.2	101.6	64.8	65.2	64.8	64.8	-0.10	-0.01	0.00
2006/11/26	15:38:00	115.6	114.8	111.1	98.8	95.8	107.0	115.2	-5.8	107.1	108.3	97.2	101.6	65.2	65.2	65.1	65.0	-0.10	0.00	0.00
2006/11/26	15:39:00	115.4	114.7	111.1	98.8	96.0	107.0	115.3	-4.7	107.2	108.3	97.2	101.6	65.0	65.5	65.0	64.8	-0.10	-0.01	0.00
2006/11/26	15:40:00	115.4	114.7	111.0	98.8	96.1	107.0	115.2	-5.7	107.3	108.3	97.3	101.6	65.3	65.3	65.2	65.2	-0.10	0.00	0.00
2006/11/26	15:41:00	115.4	114.6	111.0	98.8	96.1	107.0	115.2	-5.6	107.1	108.1	97.3	101.6	65.3	65.0	65.1	64.8	-0.10	-0.01	0.00
2006/11/26	15:42:00	115.3	114.6	110.9	98.8	96.1	107.0	115.2	-5.8	107.0	108.1	97.3	101.6	65.1	65.0	65.0	65.0	-0.10	-0.01	0.00
2006/11/26	15:43:00	115.3	114.6	111.0	98.8	96.1	107.0	115.2	-2.8	107.1	108.3	97.3	101.6	65.5	65.3	65.1	65.0	-0.10	-0.01	0.00
2006/11/26	15:44:00	115.3	114.6	111.0	98.8	96.1	107.0	115.1	-4.7	107.1	108.1	97.2	101.6	65.3	65.3	65.0	65.1	-0.10	0.00	0.00
2006/11/26	15:45:00	115.3	114.6	110.9	98.6	95.8	106.9	115.1	-5.8	107.0	108.1	97.2	101.4	65.1	64.8	64.8	64.8	-0.10	0.00	0.00
2006/11/26	15:46:00	115.3	114.5	110.8	98.6	95.8	106.9	115.0	-6.3	106.8	108.1	97.2	101.4	65.0	64.8	64.8	64.8	-0.10	0.00	0.00
2006/11/26	15:47:00	115.2	114.4	110.7	98.6	95.8	106.7	114.9	-6.8	106.7	107.8	97.2	101.3	64.8	64.8	64.8	64.8	-0.10	-0.01	0.00
2006/11/26	15:48:00	115.2	114.4	110.7	98.6	95.8	106.6	114.8	-4.9	106.7	107.8	97.2	101.3	65.0	64.6	64.8	64.6	-0.10	-0.01	0.00
2006/11/26	15:49:00	115.2	114.3	110.7	98.6	95.6	106.6	114.8	1.6	106.6	107.7	97.1	101.2	64.8	64.6	64.6	64.3	-0.10	-0.01	0.00
2006/11/26	15:50:00	115.2	114.4	110.7	98.6	95.8	106.5	114.8	-6.5	106.7	107.7	97.0	101.2	64.8	64.4	64.6	64.4	-0.10	-0.01	0.00
2006/11/26	15:51:00	115.1	114.4	110.7	98.4	95.8	106.6	114.7	-5.9	106.5	107.7	97.0	101.2	64.8	64.6	64.6	64.3	-0.10	-0.01	0.00
2006/11/26	15:52:00	115.1	114.3	110.6	98.4	95.8	106.6	114.7	-5.8	106.7	107.6	97.0	101.2	64.6	64.3	64.6	64.4	0.00	0.00	0.00
2006/11/26	15:53:00	115.1	114.3	110.6	98.4	95.8	106.6	114.6	-5.9	106.5	107.6	96.9	101.1	64.8	64.3	64.8	64.3	-0.10	0.00	0.00
2006/11/26	15:54:00	115.1	114.3	110.6	98.4	95.6	106.3	114.6	-6.6	106.5	107.6	97.0	101.1	64.6	64.2	64.4	64.2	-0.10	0.00	0.00
2006/11/26	15:55:00	115.0	114.2	110.5	98.3	95.6	106.3	114.5	-6.1	106.5	107.5	97.0	101.1	64.6	64.2	64.6	64.3	-0.10	0.00	0.00
2006/11/26	15:56:00	115.0	114.1	110.5	98.3	95.6	106.5	114.5	-5.1	106.4	107.5	96.9	101.1	64.8	64.3	64.8	64.4	-0.10	0.00	0.00
2006/11/26	15:57:00	115.0	114.2	110.5	98.4	95.6	106.4	114.6	-5.9	106.4	107.5	96.9	101.1	64.8	64.6	64.6	64.2	-0.10	0.00	0.00
2006/11/26	15:58:00	115.0	114.2	110.6	98.4	95.6	106.4	114.6	-6.3	106.4	107.6	97.0	101.1	64.8	64.6	64.6	64.2	-0.10	0.00	0

Heat Decay Run

3-736
for Model AOS-025, AOS-050, and AOS-100 Transport Packages, Rev. G, July 27, 2012 (Docket No. 71-9316)

Date	Time	TC1	TC2	TC3	TC4	TC5	TC6	TC7	TC8	TC9	TC10	TC11	TC12	TC13	TC14	TC15	TC16	VDC	Amps	Watts
2006/11/26	16:00:00	115.0	114.2	110.5	98.4	95.8	106.5	114.6	-6.7	106.4	107.5	97.0	101.1	64.8	64.4	64.6	64.3	-0.10	0.00	0.00
2006/11/26	16:01:00	114.9	114.1	110.5	98.2	95.6	106.4	114.5	-4.1	106.3	107.4	97.0	101.1	64.6	64.6	64.6	64.1	-0.10	0.00	0.00
2006/11/26	16:02:00	114.8	114.1	110.4	98.2	95.4	106.4	114.4	-2.4	106.4	107.4	96.9	101.1	65.0	64.6	64.4	64.3	-0.10	-0.01	0.00
2006/11/26	16:03:00	114.9	114.0	110.4	98.2	95.3	106.3	114.3	-3.1	106.2	107.3	96.8	101.1	64.8	64.8	64.4	64.2	-0.10	-0.01	0.00
2006/11/26	16:04:00	114.8	114.0	110.3	98.1	95.3	106.3	114.3	-6.9	106.2	107.2	96.9	101.1	64.6	64.3	64.6	64.2	-0.10	0.00	0.00
2006/11/26	16:05:00	114.8	114.0	110.3	98.1	95.4	106.1	114.3	-5.1	105.8	107.2	96.9	101.1	64.6	63.9	64.4	64.2	-0.10	-0.01	0.00
2006/11/26	16:06:00	114.8	114.0	110.2	98.1	95.3	106.0	114.2	-7.9	105.8	107.1	96.8	100.9	64.6	63.8	64.3	63.9	-0.10	-0.01	0.00
2006/11/26	16:07:00	114.7	113.9	110.2	98.1	95.3	106.0	114.2	-8.9	106.0	107.1	96.8	100.9	64.6	64.6	64.6	63.9	-0.10	-0.01	0.00
2006/11/26	16:08:00	114.6	113.8	110.1	97.9	95.2	106.0	114.0	-8.8	105.8	107.0	96.8	101.1	64.8	64.4	64.6	64.1	-0.10	-0.01	0.00
2006/11/26	16:09:00	114.6	113.8	110.1	97.9	95.2	106.0	114.0	-8.6	106.1	107.0	96.8	100.9	64.8	64.3	64.6	64.6	-0.10	-0.01	0.00
2006/11/26	16:10:00	114.6	113.8	110.1	98.1	95.2	106.0	114.0	-2.6	105.8	107.0	96.7	100.9	64.6	64.1	64.6	64.3	-0.10	-0.01	0.00
2006/11/26	16:11:00	114.6	113.8	110.1	97.9	95.1	106.0	114.0	-1.4	105.8	107.0	96.8	100.9	64.6	64.1	64.6	64.3	-0.10	-0.01	0.00
2006/11/26	16:12:00	114.5	113.8	110.1	97.9	95.1	105.8	114.0	-0.3	105.8	107.0	96.8	100.9	64.6	64.1	64.4	64.2	-0.10	-0.01	0.00
2006/11/26	16:13:00	114.5	113.7	110.1	97.9	95.3	106.0	114.0	-8.7	105.8	106.9	96.7	100.8	64.6	63.9	64.6	64.0	-0.10	-0.01	0.00
2006/11/26	16:14:00	114.5	113.7	110.0	97.9	95.2	105.8	113.9	-8.6	105.8	106.9	96.6	100.8	64.6	63.9	64.6	64.1	-0.10	-0.01	0.00
2006/11/26	16:15:00	114.5	113.7	110.0	97.9	95.1	105.8	113.9	-8.5	105.8	106.9	96.7	100.8	64.6	64.2	64.3	64.0	-0.10	-0.01	0.00
2006/11/26	16:16:00	114.5	113.7	109.9	97.9	95.1	105.6	113.9	-9.0	105.6	106.8	96.6	100.8	64.4	63.7	64.2	63.8	-0.10	-0.01	0.00
2006/11/26	16:17:00	114.5	113.7	110.0	97.9	95.1	105.6	113.9	-8.8	105.8	106.9	96.6	100.8	64.3	63.8	64.2	63.8	-0.10	-0.01	0.00
2006/11/26	16:18:00	114.4	113.6	109.9	97.9	95.1	105.8	113.8	-9.3	105.6	106.8	96.6	100.7	64.4	63.7	64.3	63.9	-0.10	-0.01	0.00
2006/11/26	16:19:00	114.5	113.6	109.9	97.8	95.1	105.8	113.8	-9.9	105.6	106.8	96.5	100.7	64.4	64.0	64.3	64.0	-0.10	-0.01	0.00
2006/11/26	16:20:00	114.4	113.6	109.9	97.8	95.1	105.5	113.7	-9.5	105.6	106.6	96.5	100.7	64.4	63.9	64.2	63.9	-0.10	-0.01	0.00
2006/11/26	16:21:00	114.3	113.5	109.7	97.6	94.9	105.6	113.6	-9.3	105.3	106.5	96.5	100.7	64.3	64.0	64.1	63.7	-0.10	-0.01	0.00
2006/11/26	16:22:00	114.3	113.3	109.7	97.6	94.8	105.5	113.6	-9.5	105.3	106.6	96.5	100.6	64.3	64.0	64.1	63.9	-0.10	-0.01	0.00
2006/11/26	16:23:00	114.3	113.5	109.7	97.6	94.7	105.6	113.6	-9.7	105.6	106.6	96.3	100.5	64.6	64.3	64.2	64.1	-0.10	-0.01	0.00
2006/11/26	16:24:00	114.3	113.3	109.7	97.6	94.6	105.6	113.5	-9.3	105.6	106.5	96.3	100.6	64.6	64.2	64.3	64.0	-0.10	-0.01	0.00
2006/11/26	16:25:00	114.3	113.5	109.7	97.7	95.1	105.6	113.6	-9.8	105.6	106.5	96.3	100.6	64.3	64.3	64.2	64.0	-0.10	-0.01	0.00
2006/11/26	16:26:00	114.2	113.3	109.7	97.7	95.1	105.6	113.6	-9.6	105.8	106.6	96.3	100.5	64.4	64.2	64.2	64.1	-0.10	-0.01	0.00
2006/11/26	16:27:00	114.2	113.3	109.7	97.7	94.9	105.6	113.6	-9.7	105.3	106.5	96.3	100.5	64.6	64.3	64.2	63.8	-0.10	-0.01	0.00
2006/11/26	16:28:00	114.2	113.3	109.7	97.7	94.9	105.5	113.5	-3.1	105.5	106.5	96.5	100.6	64.3	64.0	64.2	63.7	-0.10	-0.01	0.00
2006/11/26	16:29:00	114.2	113.3	109.7	97.6	94.7	105.5	113.5	-1.4	105.6	106.5	96.3	100.6	64.4	64.1	64.3	63.9	-0.10	-0.01	0.00
2006/11/26	16:30:00	114.1	113.2	109.6	97.5	94.7	105.5	113.3	2.1	105.5	106.4	96.3	100.5	64.6	64.2	64.2	64.0	-0.10	-0.01	0.00
2006/11/26	16:31:00	114.1	113.3	109.6	97.6	94.8	105.6	113.5	-4.3	105.6	106.5	96.3	100.5	64.6	64.4	64.1	64.1	-0.10	-0.01	0.00
2006/11/26	16:32:00	114.1	113.3	109.6	97.6	94.9	105.6	113.3	-7.8	105.6	106.5	96.3	100.5	64.6	64.6	64.2	64.2	-0.10	-0.01	0.00
2006/11/26	16:33:00	114.1	113.3	109.6	97.5	94.8	105.5	113.3	-9.3	105.6	106.5	96.3	100.4	64.3	64.6	64.3	64.2	-0.10	-0.01	0.00
2006/11/26	16:34:00	114.1	113.2	109.5	97.6	94.9	105.3	113.3	-8.9	105.5	106.4	96.3	100.4	64.4	64.3	64.4	64.4	-0.10	-0.01	0.00
2006/11/26	16:35:00	114.1	113.1	109.5	97.6	94.7	105.5	113.3	-8.8	105.5	106.4	96.3	100.4	64.6	64.3	64.4	64.3	-0.10	-0.01	0.00
2006/11/26	16:36:00	114.1	113.2	109.5	97.6	94.7	105.6	113.3	-8.7	105.5	106.5	96.3	100.4	64.6	65.3	64.4	64.3	-0.10	-0.01	0.00
2006/11/26	16:37:00	114.1	113.2	109.6	97.6	94.8	105.6	113.5	-4.3	105.8	106.5	96.3	100.4	64.8	64.8	64.4	64.3	-0.10	-0.01	0.00
2006/11/26	16:38:00	114.1	113.2	109.6	97.6	94.7	105.6	113.3	-3.8	105.6	106.6	96.3	100.5	64.6	64.8	64.6	64.6	-0.10	-0.01	0.00
2006/11/26	16:39:00	114.0	113.1	109.5	97.6	94.6	105.3	113.3	-4.7	105.8	106.6	96.3	100.5	64.8	65.0	64.6	64.6	-0.10	-0.01	0.00
2006/11/26	16:40:00	114.0	113.1	109.3	97.6	94.7	105.5	113.3	-2.2	105.8	106.6	96.3	100.4	64.4	65.0	64.3	64.6	-0.10	-0.01	0.00
2006/11/26	16:41:00	114.0	113.1	109.3	97.6	94.9	105.6	113.3	-1.7	105.6	106.5	96.3	100.4	64.8	64.6	64.6	64.6	-0.10	-0.01	0.00
2006/11/26	16:42:00	114.0	113.1	109.5	97.6	94.9	105.6	113.3	-8.1	105.6	106.6	96.1	100.3	64.4	64.6	64.6	64.4	-0.10	-0.01	0.00
2006/11/26	16:43:00	114.0	113.1	109.5	97.6	94.8	105.6	113.3	-1.0	105.6	106.6	96.1	100.3	64.4	64.8	64.6	64.4	-0.10	-0.01	0.00
2006/11/26	16:44:00	113.9	113.0	109.3	97.6	94.7	105.5	113.3	-4.8	105.6	106.6	96.1	100.3	64.4	64.8	64.3	64.3	-0.10	-0.01	0.00
2006/11/26	16:45:00	113.9	113.0	109.3	97.6	94.6	105.5	113.3	5.1	105.6	106.5	96.1	100.3	64.4	64.8	64.3	64.4	-0.10	0.00	0.00
2006/11/26	16:46:00	113.9	113.0	109.3	97.6	94.5	105.3	113.3	14.0	105.6	106.5	96.1	100.3	64.6	65.0	64.4	64.4	-0.10	-0.01	0.00
2006/11/26	16:47:00	113.9	113.1	109.3	97.5	94.8	105.5	113.3	14.9	105.6	106.5	96.1	100.2	64.4	64.6	64.3	64.3	-0.10	0.00	0.00
2006/11/26	16:48:00	113.9	113.1	109.3	97.6	95.1	105.5	113.3	20.1	105.6	106.6	96.1	100.2	64.4	64.6	64.4	64.3	-0.10	-0.01	0.00
2006/11/26	16:49:00	113.9	113.1	109.3	97.6	94.6	105.6	113.3	14.9	105.6	106.6	96.1	100.3	64.6	65.0	64.6	64.2	-0.10	-0.01	0.00
2006/11/26	16:50:00	113.8	113.0	109.3	97.6	94.7	105.3	113.3	15.3	105.6	106.6	96.1	100.3	64.8	65.0	64.4	64.6	-0.10	0.00	0.00
2006/11/26	16:51:00	113.8	113.0	109.3	97.6	94.7	105.5	113.3	24.6	105.6	106.6	96.1	100.3	64.6	64.6	64.6	64.6	-0.10	-0.01	0.00
2006/11/26	16:52:00	113.8	113.0	109.3	97.7	95.1	105.6	113.3	15.1	105.6	106.6	96.1	100.2	64.8	64.6	64.6	64.6	-0.10	0.00	0.00
2006/11/26	16:53:00	113.8	113.1	109.3	97.7	95.1	105.6	113.3	25.9	105.6	106.6	96.1	100.2	64.8	65.0	64.6	64.6	-0.10	-0.01	0.00
2006/11/26	16:54:00	113.8	113.1	109.3	97.8	94.9	105.6	113.3	-5.3	105.8	106.7	96.0	100.2	64.4	65.2	64.6	64.6	-0.10	-0.01	0.00
2006/11/26	16:55:00	113.8	113.1	109.3	97.7	94.9	105.6	113.3	-6.9	105.8	106.7	96.1	100.2	64.6	64.8	64.6	64.6	-0.10	-0.01	0.00
2006/11/26	16:56:00	113.8	113.0	109.3	97.7	94.7	105.5	113.3	-6.9	105.8	106.7	96.1	100.2	64.6	65.0	64.6	64.6	-0.10	-0.01	0.00
2006/11/26	16:57:0																			

Heat Decay Run

Radioactive Material Transport Packaging System Safety Analysis Report
for Model AOS-025, AOS-050, and AOS-100 Transport Packages, Rev. G, July 27, 2012 (Docket No. 71-9316) 3-737

Date	Time	TC1	TC2	TC3	TC4	TC5	TC6	TC7	TC8	TC9	TC10	TC11	TC12	TC13	TC14	TC15	TC16	VDC	Amps	Watts
2006/11/26	16:58:00	113.7	113.0	109.3	97.6	94.8	105.5	113.3	-7.6	105.8	106.6	96.1	100.2	64.6	65.0	64.6	64.6	-0.10	-0.01	0.00
2006/11/26	16:59:00	113.6	112.8	109.3	97.6	94.7	105.5	113.3	-7.9	105.6	106.7	96.0	100.2	65.0	65.2	64.4	64.8	-0.10	-0.01	0.00
2006/11/26	17:00:00	113.8	113.1	109.3	97.7	94.9	105.5	113.3	-7.9	105.8	106.8	96.0	100.2	64.6	65.2	64.6	64.8	-0.10	-0.01	0.00
2006/11/26	17:01:00	113.7	113.0	109.3	97.8	95.1	105.6	113.3	-8.6	105.8	106.8	96.1	100.2	64.6	65.3	64.6	64.6	-0.10	-0.01	0.00
2006/11/26	17:02:00	113.7	113.0	109.3	97.7	94.9	105.5	113.3	-8.1	105.8	106.8	96.1	100.2	64.6	65.4	64.8	64.6	-0.10	-0.01	0.00
2006/11/26	17:03:00	113.7	113.0	109.3	97.6	95.1	105.5	113.3	-7.3	105.6	106.7	96.0	100.2	64.8	65.2	64.6	64.8	-0.10	-0.01	0.00
2006/11/26	17:04:00	113.7	112.8	109.3	97.7	95.1	105.3	113.3	-9.0	105.6	106.7	96.0	100.2	65.3	65.2	64.6	64.6	-0.10	-0.01	0.00
2006/11/26	17:05:00	113.6	113.0	109.3	97.7	94.9	105.5	113.3	-6.5	105.8	106.7	96.0	100.1	65.0	65.2	64.6	64.8	-0.10	-0.01	0.00
2006/11/26	17:06:00	113.5	112.8	109.1	97.5	94.7	105.3	113.3	-5.8	105.6	106.6	95.8	100.1	64.6	65.2	64.6	64.6	-0.10	0.00	0.00
2006/11/26	17:07:00	113.5	112.8	109.1	97.5	94.8	105.3	113.3	-5.3	105.6	106.6	95.8	100.0	64.4	65.0	64.6	64.6	-0.10	0.00	0.00
2006/11/26	17:08:00	113.5	112.8	109.1	97.5	94.7	105.3	113.2	-1.1	105.8	106.5	95.8	100.0	64.6	64.8	64.6	64.6	-0.10	-0.01	0.00
2006/11/26	17:09:00	113.5	112.8	109.1	97.5	94.6	105.3	113.2	6.7	105.8	106.5	95.8	100.1	64.4	64.8	64.6	64.6	-0.10	-0.01	0.00
2006/11/26	17:10:00	113.5	112.8	109.1	97.5	94.6	105.3	113.3	9.9	105.6	106.5	95.8	100.1	64.4	65.2	64.6	64.6	-0.10	-0.01	0.00
2006/11/26	17:11:00	113.5	112.8	109.1	97.5	94.6	105.3	113.2	8.8	105.8	106.6	95.8	100.0	64.3	64.8	64.6	64.8	-0.10	-0.01	0.00
2006/11/26	17:12:00	113.5	112.8	109.1	97.5	94.8	105.3	113.2	0.4	105.6	106.6	96.0	100.1	64.4	64.8	64.6	64.6	-0.10	-0.01	0.00
2006/11/26	17:13:00	113.5	112.8	109.1	97.5	94.7	105.3	113.2	-6.5	105.6	106.6	96.0	100.1	64.8	64.8	64.6	64.6	-0.10	-0.01	0.00
2006/11/26	17:14:00	113.5	112.6	109.1	97.5	94.6	105.3	113.1	-6.3	105.6	106.5	95.8	100.1	64.4	65.2	64.6	64.6	-0.10	-0.01	0.00
2006/11/26	17:15:00	113.3	112.6	109.1	97.6	94.5	105.3	113.1	-6.6	105.8	106.5	95.8	100.0	64.6	65.0	64.4	64.6	-0.10	-0.01	0.00
2006/11/26	17:16:00	113.3	112.6	109.1	97.5	94.8	105.3	113.1	-7.5	105.6	106.5	95.8	100.0	64.4	64.8	64.4	64.4	-0.10	-0.01	0.00
2006/11/26	17:17:00	113.3	112.6	109.1	97.5	94.8	105.1	113.1	-6.7	105.6	106.5	95.8	100.0	65.1	64.8	64.4	64.6	-0.10	0.00	0.00
2006/11/26	17:18:00	113.3	112.6	109.1	97.5	94.7	105.1	113.1	-7.9	105.6	106.5	95.8	100.0	64.8	65.0	64.4	64.6	-0.10	0.00	0.00
2006/11/26	17:19:00	113.3	112.6	109.1	97.5	94.7	105.3	113.1	-6.3	105.3	106.5	95.8	100.0	64.8	64.6	64.6	64.4	-0.10	-0.01	0.00
2006/11/26	17:20:00	113.3	112.6	109.1	97.4	94.7	105.1	113.1	-7.6	105.3	106.5	95.8	100.0	64.6	64.4	64.4	64.4	-0.10	-0.01	0.00
2006/11/26	17:21:00	113.3	112.5	109.1	97.4	94.7	105.1	113.1	-7.7	105.6	106.5	95.8	100.0	64.6	64.6	64.4	64.4	-0.10	-0.01	0.00
2006/11/26	17:22:00	113.3	112.5	109.1	97.4	94.7	105.3	113.1	-9.8	105.6	106.5	95.8	100.0	64.8	64.6	64.4	64.6	-0.10	-0.01	0.00
2006/11/26	17:23:00	113.2	112.5	109.0	97.3	94.7	105.1	113.0	-10.0	105.3	106.4	95.8	100.0	64.8	64.3	64.6	64.4	-0.10	-0.01	0.00
2006/11/26	17:24:00	113.2	112.5	109.0	97.3	94.7	105.1	113.0	-10.1	105.3	106.3	95.8	99.9	64.6	64.4	64.6	64.4	-0.10	-0.01	0.00
2006/11/26	17:25:00	113.2	112.5	108.8	97.3	94.7	105.1	112.8	-5.7	105.1	106.3	95.8	100.0	64.6	64.6	64.4	64.4	-0.10	-0.01	0.00
2006/11/26	17:26:00	113.2	112.5	108.8	97.3	94.6	105.1	112.8	-10.3	105.3	106.3	95.8	99.9	64.6	64.3	64.6	64.4	-0.10	-0.01	0.00
2006/11/26	17:27:00	113.1	112.3	108.8	97.2	94.5	104.8	112.8	-2.3	105.1	106.2	95.8	99.9	64.3	64.1	64.3	64.1	-0.10	-0.01	0.00
2006/11/26	17:28:00	113.1	112.3	108.8	97.2	94.5	104.8	112.8	-7.7	105.1	106.1	95.8	99.9	64.3	64.0	64.3	64.0	-0.10	-0.01	0.00
2006/11/26	17:29:00	113.1	112.3	108.8	97.2	94.5	104.8	112.8	-10.3	104.8	106.1	95.6	99.9	64.3	64.1	64.3	64.0	-0.10	-0.01	0.00
2006/11/26	17:30:00	113.1	112.3	108.8	97.2	94.4	104.8	112.8	-10.5	105.1	106.1	95.6	99.9	65.0	64.3	64.3	64.3	-0.10	-0.01	0.00
2006/11/26	17:31:00	113.1	112.3	108.8	97.2	94.4	105.1	112.8	-9.7	104.9	106.1	95.8	99.9	64.3	64.1	64.3	64.3	-0.10	0.00	0.00
2006/11/26	17:32:00	113.0	112.3	108.8	97.2	94.5	104.8	112.6	-2.6	104.8	106.0	95.8	99.8	64.3	64.0	64.3	64.0	-0.10	-0.01	0.00
2006/11/26	17:33:00	113.0	112.3	108.6	97.2	94.4	104.8	112.6	-8.9	104.8	106.0	95.8	99.8	64.3	64.0	64.3	63.9	-0.10	-0.01	0.00
2006/11/26	17:34:00	113.0	112.3	108.8	97.2	94.5	104.8	112.6	-9.6	104.8	106.0	95.8	99.9	64.3	63.9	64.3	63.9	-0.10	-0.01	0.00
2006/11/26	17:35:00	113.0	112.3	108.8	97.2	94.3	104.6	112.6	-9.1	104.8	106.0	95.6	99.8	64.2	64.0	64.2	63.7	-0.10	-0.01	0.00
2006/11/26	17:36:00	112.8	112.1	108.6	97.1	94.4	104.6	112.5	-6.1	104.6	105.8	95.6	99.8	64.3	64.0	64.1	63.8	-0.10	-0.01	0.00
2006/11/26	17:37:00	112.8	112.1	108.6	97.0	94.2	104.6	112.5	-9.3	104.6	105.8	95.6	99.8	64.2	63.7	64.2	63.7	-0.10	-0.01	0.00
2006/11/26	17:38:00	112.8	112.1	108.4	96.9	94.3	104.4	112.3	-4.8	104.6	105.6	95.6	99.8	64.1	63.6	64.2	63.6	-0.10	-0.01	0.00
2006/11/26	17:39:00	112.8	111.9	108.4	96.9	94.0	104.4	112.3	-7.7	104.6	105.6	95.6	99.8	64.1	63.6	64.2	63.7	-0.10	-0.01	0.00
2006/11/26	17:40:00	112.8	111.9	108.4	96.9	94.1	104.3	112.3	-11.5	104.6	105.6	95.6	99.7	64.1	63.8	64.0	63.8	-0.10	-0.01	0.00
2006/11/26	17:41:00	112.8	111.9	108.4	96.8	94.2	104.4	112.3	-9.1	104.6	105.6	95.6	99.7	64.2	63.8	64.0	63.8	-0.10	-0.01	0.00
2006/11/26	17:42:00	112.8	111.9	108.3	96.8	94.1	104.4	112.3	-10.5	104.3	105.6	95.6	99.6	64.0	63.5	64.0	63.6	-0.10	-0.01	0.00
2006/11/26	17:43:00	112.6	111.8	108.3	96.8	94.0	104.3	112.1	-8.5	104.2	105.5	95.6	99.6	63.9	63.3	64.0	63.5	-0.10	-0.01	0.00
2006/11/26	17:44:00	112.6	111.8	108.3	96.8	93.9	104.2	112.1	-13.5	104.2	105.3	95.4	99.6	63.9	63.5	63.9	63.7	-0.10	-0.01	0.00
2006/11/26	17:45:00	112.6	111.8	108.3	96.7	94.0	104.2	112.1	-14.3	104.3	105.3	95.4	99.6	64.1	63.5	64.0	63.6	-0.10	-0.01	0.00
2006/11/26	17:46:00	112.6	111.7	108.3	96.7	93.8	104.2	111.9	-14.1	104.1	105.3	95.4	99.5	64.0	64.4	64.0	63.7	-0.10	-0.01	0.00
2006/11/26	17:47:00	112.5	111.6	108.1	96.7	93.8	104.2	111.9	-7.5	104.3	105.3	95.2	99.5	64.2	64.3	63.9	63.9	-0.10	-0.01	0.00
2006/11/26	17:48:00	112.6	111.6	108.1	96.6	93.8	104.3	111.9	-13.8	104.3	105.3	95.3	99.5	64.2	64.1	63.9	63.9	-0.10	-0.01	0.00
2006/11/26	17:49:00	112.6	111.7	108.1	96.7	93.8	104.2	111.9	-12.9	104.3	105.3	95.3	99.5	64.1	64.0	64.2	63.9	0.00	0.00	0.00
2006/11/26	17:50:00	112.6	111.7	108.1	96.7	93.9	104.3	111.9	-7.1	104.3	105.3	95.3	99.5	64.8	64.6	64.2	63.9	0.00	0.00	0.00
2006/11/26	17:51:00	112.5	111.6	108.1	96.6	93.8	104.2	111.9	-11.7	104.1	105.3	95.3	99.5	64.2	64.1	64.0	63.8	0.00	0.00	0.00
2006/11/26	17:52:00	112.5	111.7	108.1	96.7	93.6	104.2	111.9	-7.6	104.1	105.3	95.3	99.5	64.1	64.1	63.9	63.7	0.00	0.00	0.00
2006/11/26	17:53:00	112.5	111.6	108.1	96.6	93.8	104.1	111.8	-12.9	104.3	105.3	95.2	99.5	64.3	64.3	64.0	64.0	0.00	0.00	0.00
2006/11/26	17:54:00	112.5	111.6	108.1	96.7	93.7	104.2	111.8	-12.5	104.2	105.3	95.2	99.5	64.3	64.2	64.1	63.9	0.00	0.00	0.00
2006/11/26	17:55:00	112.5																		

Heat Decay Run

3-738
for Model AOS-025, AOS-050, and AOS-100 Transport Packages, Rev. G, July 27, 2012 (Docket No. 71-9316)

Radioactive Material Transport Packaging System Safety Analysis Report

Date	Time	TC1	TC2	TC3	TC4	TC5	TC6	TC7	TC8	TC9	TC10	TC11	TC12	TC13	TC14	TC15	TC16	VDC	Amps	Watts
2006/11/26	17:56:00	112.5	111.6	108.1	96.6	93.8	104.1	111.8	-8.1	104.1	105.3	95.2	99.5	64.0	64.4	64.2	64.1	0.00	0.00	0.00
2006/11/26	17:57:00	112.3	111.6	108.1	96.5	93.7	104.1	111.7	-10.1	104.3	105.3	95.2	99.5	64.4	64.4	64.0	64.2	0.00	0.00	0.00
2006/11/26	17:58:00	112.3	111.4	107.9	96.5	93.5	104.0	111.6	-10.1	104.2	105.1	95.1	99.3	63.9	64.3	63.8	64.0	-0.10	-0.01	0.00
2006/11/26	17:59:00	112.3	111.4	107.9	96.3	93.8	103.9	111.6	-9.9	104.1	105.1	95.1	99.3	64.0	64.3	63.9	64.0	0.00	0.00	0.00
2006/11/26	18:00:00	112.3	111.4	107.9	96.5	93.9	103.9	111.6	-9.3	104.1	105.1	95.1	99.3	63.6	64.6	63.8	64.0	-0.10	-0.01	0.00
2006/11/26	18:01:00	112.3	111.4	107.9	96.5	93.8	104.0	111.7	-6.5	104.2	105.1	95.1	99.3	63.8	64.3	63.8	64.0	-0.10	-0.01	0.00
2006/11/26	18:02:00	112.3	111.4	107.9	96.3	93.5	103.9	111.6	-9.3	104.0	105.1	95.1	99.3	64.1	64.3	63.8	63.7	-0.10	-0.01	0.00
2006/11/26	18:03:00	112.3	111.4	107.9	96.5	93.5	103.9	111.6	-7.5	104.1	105.1	95.1	99.3	64.0	64.2	63.8	63.9	-0.10	-0.01	0.00
2006/11/26	18:04:00	112.3	111.3	107.8	96.5	93.7	103.9	111.6	-8.6	104.2	105.1	95.1	99.3	63.8	64.2	63.9	64.0	-0.10	-0.01	0.00
2006/11/26	18:05:00	112.3	111.3	107.9	96.5	93.7	104.0	111.6	-3.7	104.1	105.1	95.1	99.1	63.8	64.3	63.7	64.1	-0.10	-0.01	0.00
2006/11/26	18:06:00	112.3	111.4	107.9	96.6	93.9	104.1	111.7	-6.8	104.3	105.3	95.1	99.3	64.1	64.4	63.9	64.0	-0.10	-0.01	0.00
2006/11/26	18:07:00	112.3	111.4	107.9	96.6	93.8	104.1	111.7	-4.4	104.2	105.3	95.1	99.3	63.9	64.4	63.9	64.1	-0.10	-0.01	0.00
2006/11/26	18:08:00	112.3	111.4	107.9	96.6	94.1	104.1	111.7	-9.3	104.2	105.3	95.1	99.3	64.3	64.4	63.9	64.1	-0.10	-0.01	0.00
2006/11/26	18:09:00	112.3	111.4	107.9	96.6	93.8	104.1	111.7	-10.8	104.2	105.3	95.1	99.3	64.2	64.8	64.2	64.2	-0.10	0.00	0.00
2006/11/26	18:10:00	112.1	111.3	107.8	96.5	93.6	104.0	111.6	-10.6	104.2	105.1	95.1	99.3	64.1	64.2	63.9	64.0	-0.10	0.00	0.00
2006/11/26	18:11:00	112.1	111.3	107.8	96.5	93.5	103.9	111.6	-10.0	104.2	105.1	95.1	99.1	64.2	64.2	63.8	64.0	-0.10	-0.01	0.00
2006/11/26	18:12:00	112.1	111.3	107.8	96.5	93.7	104.0	111.6	-7.5	104.2	105.1	95.1	99.1	63.9	64.4	64.0	64.1	-0.10	-0.01	0.00
2006/11/26	18:13:00	112.1	111.3	107.8	96.6	93.6	103.9	111.6	-7.5	104.3	105.3	95.1	99.1	63.6	64.4	63.8	64.1	-0.10	-0.01	0.00
2006/11/26	18:14:00	112.1	111.3	107.8	96.5	93.7	103.9	111.6	-11.0	104.3	105.1	95.1	99.1	63.9	64.6	63.9	64.1	0.00	0.00	0.00
2006/11/26	18:15:00	112.1	111.2	107.7	96.5	93.5	103.8	111.6	-6.6	104.1	105.1	95.1	99.1	64.3	64.3	63.9	63.8	-0.10	-0.01	0.00
2006/11/26	18:16:00	112.1	111.2	107.8	96.5	93.7	103.9	111.6	-10.8	104.3	105.1	95.1	99.1	64.6	64.6	64.0	63.8	-0.10	-0.01	0.00
2006/11/26	18:17:00	112.1	111.1	107.6	96.3	93.8	103.9	111.4	-10.7	104.1	105.1	95.1	99.1	64.2	64.8	64.1	64.2	-0.10	0.00	0.00
2006/11/26	18:18:00	112.1	111.1	107.7	96.3	93.6	103.9	111.4	-12.5	104.1	105.1	94.9	99.0	63.7	64.6	63.9	64.2	-0.10	-0.01	0.00
2006/11/26	18:19:00	112.1	111.1	107.7	96.3	93.7	103.8	111.6	-10.1	104.2	105.1	95.1	99.1	63.8	64.6	64.1	64.2	-0.10	-0.01	0.00
2006/11/26	18:20:00	111.9	111.1	107.6	96.3	93.7	103.8	111.4	-10.5	104.2	105.1	95.1	99.1	63.9	64.8	64.1	64.1	-0.10	-0.01	0.00
2006/11/26	18:21:00	111.9	111.0	107.6	96.3	93.5	103.5	111.4	-3.8	104.1	104.9	95.1	99.1	63.7	64.4	63.8	64.1	-0.10	0.00	0.00
2006/11/26	18:22:00	111.9	111.0	107.6	96.3	93.7	103.6	111.3	-10.9	104.1	104.9	94.9	99.1	63.8	64.3	63.9	64.1	-0.10	-0.01	0.00
2006/11/26	18:23:00	111.8	111.0	107.5	96.3	93.7	103.6	111.3	-11.3	104.0	104.9	94.9	99.0	63.9	64.6	63.8	64.1	-0.10	-0.01	0.00
2006/11/26	18:24:00	111.8	110.9	107.5	96.1	93.3	103.5	111.2	-11.2	104.0	104.8	94.9	99.0	64.0	64.6	64.0	64.1	-0.10	-0.01	0.00
2006/11/26	18:25:00	111.8	110.9	107.5	96.1	93.5	103.5	111.2	-13.1	104.0	104.8	94.9	99.0	63.9	64.3	63.8	64.1	-0.10	-0.01	0.00
2006/11/26	18:26:00	111.7	110.8	107.3	96.1	93.1	103.4	111.1	-13.2	103.8	104.6	94.8	98.8	63.5	64.3	63.6	63.9	-0.10	-0.01	0.00
2006/11/26	18:27:00	111.7	110.8	107.4	96.0	93.3	103.4	111.1	-14.0	103.8	104.6	94.8	98.8	63.4	64.2	63.6	63.8	-0.10	-0.01	0.00
2006/11/26	18:28:00	111.7	110.9	107.4	96.1	93.5	103.5	111.1	-14.0	103.9	104.6	94.8	98.8	63.4	64.2	63.8	63.9	-0.10	0.00	0.00
2006/11/26	18:29:00	111.7	110.9	107.4	96.1	93.3	103.5	111.1	-13.7	104.0	104.8	94.8	98.8	63.7	64.3	63.8	63.8	-0.10	0.00	0.00
2006/11/26	18:30:00	111.7	110.9	107.3	96.1	93.3	103.4	111.1	-12.5	103.9	104.8	94.8	98.8	64.3	64.4	64.0	63.8	-0.10	-0.01	0.00
2006/11/26	18:31:00	111.7	110.9	107.4	96.1	93.6	103.4	111.1	-11.9	103.8	104.8	94.7	98.8	63.8	64.4	63.8	64.0	-0.10	-0.01	0.00
2006/11/26	18:32:00	111.6	110.9	107.3	96.1	93.3	103.4	111.1	-15.9	103.9	104.8	94.8	98.8	63.5	64.4	63.6	64.0	-0.10	-0.01	0.00
2006/11/26	18:33:00	111.6	110.8	107.3	96.1	93.3	103.4	111.0	-16.6	103.9	104.8	94.8	98.8	63.3	64.1	63.6	64.0	-0.10	-0.01	0.00
2006/11/26	18:34:00	111.6	110.8	107.3	96.0	93.1	103.3	111.0	-16.3	103.9	104.6	94.8	98.8	63.6	64.1	63.6	63.7	-0.10	-0.01	0.00
2006/11/26	18:35:00	111.6	110.9	107.3	96.1	93.1	103.2	111.1	-8.3	103.9	104.8	94.7	98.8	63.8	64.3	63.8	63.9	-0.10	-0.01	0.00
2006/11/26	18:36:00	111.7	110.9	107.4	96.1	93.5	103.4	111.2	-8.8	104.0	104.8	94.7	98.8	63.6	64.1	63.9	63.9	-0.10	-0.01	0.00
2006/11/26	18:37:00	111.7	110.9	107.4	96.3	93.5	103.6	111.2	-8.3	104.0	104.8	94.7	98.8	63.6	64.4	63.9	64.0	-0.10	-0.01	0.00
2006/11/26	18:38:00	111.6	110.8	107.3	96.1	93.5	103.5	111.1	-11.5	103.8	104.8	94.8	98.8	63.9	64.2	63.8	63.9	-0.10	-0.01	0.00
2006/11/26	18:39:00	111.6	110.8	107.3	96.1	93.3	103.4	111.1	-9.9	104.0	104.8	94.7	98.8	63.5	64.2	63.8	64.0	-0.10	-0.01	0.00
2006/11/26	18:40:00	111.6	110.9	107.4	96.1	93.3	103.3	111.1	-1.7	104.0	104.8	94.8	98.8	63.9	64.1	63.9	64.0	-0.10	0.00	0.00
2006/11/26	18:41:00	111.6	110.9	107.3	96.1	93.5	103.4	111.1	-1.4	103.8	104.8	94.7	98.8	63.9	64.1	63.7	63.9	0.00	-0.01	0.00
2006/11/26	18:42:00	111.6	110.9	107.3	96.1	93.3	103.4	111.1	-1.6	104.0	104.8	94.7	98.8	63.6	64.6	63.7	64.1	-0.10	-0.01	0.00
2006/11/26	18:43:00	111.6	110.8	107.3	96.1	93.5	103.5	111.1	-1.0	104.0	104.8	94.7	98.8	63.7	64.2	63.8	64.1	-0.10	0.00	0.00
2006/11/26	18:44:00	111.6	110.8	107.3	96.1	93.3	103.3	111.1	-1.5	104.0	104.8	94.7	98.8	63.9	64.1	63.9	64.0	-0.10	0.00	0.00
2006/11/26	18:45:00	111.6	110.8	107.1	96.1	93.3	103.3	111.0	-1.1	103.9	104.8	94.6	98.6	63.2	64.1	63.6	64.0	0.00	-0.01	0.00
2006/11/26	18:46:00	111.6	110.8	107.2	96.1	93.7	103.3	111.0	-0.8	104.0	104.8	94.7	98.6	63.6	64.3	63.8	64.0	-0.10	-0.01	0.00
2006/11/26	18:47:00	111.6	110.7	107.2	96.1	93.6	103.3	111.1	-1.6	103.8	104.8	94.7	98.8	64.0	64.3	63.6	64.0	-0.10	-0.01	0.00
2006/11/26	18:48:00	111.4	110.6	107.2	96.1	93.5	103.4	111.0	-1.5	103.8	104.8	94.7	98.8	63.6	64.6	63.7	64.1	-0.10	-0.01	0.00
2006/11/26	18:49:00	111.4	110.7	107.2	96.1	93.6	103.3	111.0	-1.8	103.9	104.8	94.6	98.6	63.6	64.6	63.6	64.1	-0.10	-0.01	0.00
2006/11/26	18:50:00	111.4	110.7	107.1	96.1	93.5	103.3	111.0	-1.5	103.9	104.8	94.6	98.6	63.6	64.3	63.7	64.0	-0.10	-0.01	0.00
2006/11/26	18:51:00	111.3	110.6	107.0	96.0	93.3	103.2	110.9	-1.5	103.7	104.6	94.6	98.6	63.7	64.3	63.6	63.8	-0.10	-0.01	0.00
2006/11/26	18:52:00	111.3	110.6	106.9	95.8	93.3	103.0	110.8	-1.8	103.5	104.4	94.5	98.6	63.5	64.2	63.7	63.8	-0.10	-0.01	0.00
2006/11/26	18:																			

Heat Decay Run

Date	Time	TC1	TC2	TC3	TC4	TC5	TC6	TC7	TC8	TC9	TC10	TC11	TC12	TC13	TC14	TC15	TC16	VDC	Amps	Watts
2006/11/26	18:54:00	111.2	110.5	107.0	95.8	93.1	103.1	110.8	-1.7	103.8	104.6	94.4	98.4	63.7	64.2	63.7	63.8	-0.10	-0.01	0.00
2006/11/26	18:55:00	111.3	110.6	106.9	96.0	93.3	103.1	110.9	-1.8	103.7	104.6	94.5	98.6	63.8	64.4	63.6	64.0	-0.10	-0.01	0.00
2006/11/26	18:56:00	111.3	110.5	107.0	96.0	93.5	103.1	110.9	6.8	103.6	104.6	94.5	98.4	63.8	64.4	63.7	64.1	-0.10	-0.01	0.00
2006/11/26	18:57:00	111.2	110.5	107.0	96.0	93.5	103.1	110.9	-1.7	103.6	104.6	94.5	98.6	63.7	64.2	63.6	64.0	-0.10	-0.01	0.00
2006/11/26	18:58:00	111.2	110.5	107.0	95.8	93.5	103.1	110.9	-1.8	103.7	104.6	94.5	98.6	63.7	64.2	63.6	64.1	-0.10	-0.01	0.00
2006/11/26	18:59:00	111.2	110.5	107.0	96.0	93.3	103.2	110.9	-1.6	103.7	104.6	94.5	98.6	63.7	64.4	63.8	64.0	-0.10	-0.01	0.00
2006/11/26	19:00:00	111.2	110.5	106.9	95.8	93.3	103.0	110.8	7.0	103.8	104.6	94.5	98.4	63.7	64.2	63.8	64.0	0.00	-0.01	0.00
2006/11/26	19:01:00	111.1	110.4	106.9	95.8	93.1	103.0	110.8	-1.8	103.8	104.4	94.5	98.4	63.6	64.2	63.8	63.9	-0.10	-0.01	0.00
2006/11/26	19:02:00	111.1	110.4	106.9	95.8	93.1	103.0	110.7	-1.8	103.7	104.4	94.4	98.4	63.6	64.2	63.7	64.0	-0.10	-0.01	0.00
2006/11/26	19:03:00	111.0	110.3	106.8	95.8	93.1	102.9	110.6	-2.1	103.6	104.3	94.4	98.4	64.0	64.4	63.8	63.9	-0.10	-0.01	0.00
2006/11/26	19:04:00	111.1	110.4	106.8	95.8	93.1	103.1	110.7	-1.6	103.4	104.4	94.4	98.4	63.7	64.6	63.9	64.0	-0.10	-0.01	0.00
2006/11/26	19:05:00	111.1	110.3	106.8	95.8	93.1	102.9	110.7	-0.4	103.7	104.4	94.4	98.4	63.8	64.3	63.7	64.0	-0.10	-0.01	0.00
2006/11/26	19:06:00	111.0	110.3	106.8	95.8	93.3	103.0	110.6	10.6	103.5	104.4	94.4	98.4	63.7	64.4	63.7	64.0	-0.10	-0.01	0.00
2006/11/26	19:07:00	111.0	110.2	106.8	95.8	93.1	103.0	110.6	5.7	103.8	104.4	94.4	98.4	63.5	64.3	63.7	64.0	-0.10	-0.01	0.00
2006/11/26	19:08:00	111.0	110.3	106.8	95.8	92.8	103.0	110.7	-2.0	103.6	104.3	94.4	98.3	63.9	64.4	63.8	64.0	-0.10	-0.01	0.00
2006/11/26	19:09:00	110.9	110.2	106.7	95.6	93.1	102.9	110.6	4.4	103.5	104.3	94.4	98.3	63.8	64.1	63.7	63.8	-0.10	-0.01	0.00
2006/11/26	19:10:00	110.9	110.2	106.7	95.6	92.8	102.7	110.6	8.0	103.5	104.2	94.4	98.3	63.5	64.0	63.6	63.8	-0.10	-0.01	0.00
2006/11/26	19:11:00	110.9	110.1	106.6	95.6	92.8	102.7	110.5	8.4	103.5	104.2	94.3	98.2	63.3	64.2	63.4	63.9	-0.10	-0.01	0.00
2006/11/26	19:12:00	110.9	110.1	106.6	95.6	92.8	102.7	110.5	0.2	103.3	104.2	94.2	98.2	63.4	64.0	63.4	63.9	-0.10	-0.01	0.00
2006/11/26	19:13:00	110.8	110.0	106.6	95.6	92.8	102.6	110.4	-2.0	103.3	104.1	94.2	98.2	63.6	64.1	63.6	63.9	-0.10	-0.01	0.00
2006/11/26	19:14:00	110.9	110.1	106.6	95.6	92.8	102.7	110.4	3.4	103.4	104.1	94.2	98.2	64.1	64.2	63.6	63.7	-0.10	-0.01	0.00
2006/11/26	19:15:00	110.8	110.0	106.6	95.6	92.8	102.8	110.3	6.1	103.2	104.1	94.3	98.2	64.1	64.3	63.9	63.6	-0.10	0.00	0.00
2006/11/26	19:16:00	110.7	110.0	106.5	95.4	92.8	102.7	110.3	-1.4	103.2	104.0	94.2	98.2	63.6	64.3	63.6	63.5	-0.10	-0.01	0.00
2006/11/26	19:17:00	110.7	110.0	106.6	95.4	92.8	102.6	110.3	-1.7	103.3	104.1	94.2	98.2	63.8	64.1	63.8	63.9	-0.10	-0.01	0.00
2006/11/26	19:18:00	110.7	110.0	106.4	95.4	92.6	102.6	110.3	1.6	103.2	104.0	94.2	98.1	63.9	64.2	63.7	64.0	-0.10	-0.01	0.00
2006/11/26	19:19:00	110.7	110.0	106.5	95.4	92.8	102.5	110.3	-2.5	103.1	103.9	94.3	98.2	63.9	64.3	63.6	63.9	-0.10	0.00	0.00
2006/11/26	19:20:00	110.7	110.0	106.5	95.6	93.1	102.5	110.3	-2.4	103.3	103.9	94.2	98.1	63.7	64.1	63.5	63.8	-0.10	-0.01	0.00
2006/11/26	19:21:00	110.7	110.0	106.4	95.4	93.0	102.5	110.3	-2.6	103.2	103.9	94.2	98.1	63.5	64.1	63.4	63.8	0.00	-0.01	0.00
2006/11/26	19:22:00	110.7	109.9	106.5	95.4	92.8	102.5	110.2	-2.4	103.3	104.0	94.2	98.1	63.4	64.3	63.6	63.7	-0.10	-0.01	0.00
2006/11/26	19:23:00	110.7	109.9	106.5	95.4	92.8	102.5	110.2	0.2	103.2	103.9	94.2	98.1	63.5	64.3	63.7	64.0	0.00	-0.01	0.00
2006/11/26	19:24:00	110.7	109.9	106.5	95.4	92.8	102.5	110.2	-2.5	103.2	103.9	94.1	98.1	63.7	64.1	63.6	63.8	-0.10	0.00	0.00
2006/11/26	19:25:00	110.7	109.8	106.5	95.4	92.6	102.5	110.2	-2.7	103.1	103.9	94.0	98.1	63.8	63.9	63.7	63.7	-0.10	-0.01	0.00
2006/11/26	19:26:00	110.6	109.8	106.4	95.3	92.6	102.5	110.1	-3.1	103.1	103.8	94.0	98.1	63.4	63.9	63.7	63.6	-0.10	-0.01	0.00
2006/11/26	19:27:00	110.6	109.8	106.4	95.3	92.8	102.3	110.1	-3.5	103.0	103.8	94.1	98.1	63.4	63.9	63.6	63.7	-0.10	-0.01	0.00
2006/11/26	19:28:00	110.6	109.8	106.3	95.3	92.8	102.3	110.0	-3.7	103.0	103.7	94.0	97.9	63.6	64.0	63.5	63.7	-0.10	-0.01	0.00
2006/11/26	19:29:00	110.6	109.8	106.4	95.2	93.0	102.3	110.0	7.8	103.0	103.8	94.0	97.9	63.9	64.1	63.7	63.8	-0.10	-0.01	0.00
2006/11/26	19:30:00	110.6	109.8	106.3	95.2	92.8	102.3	110.0	3.4	103.0	103.8	94.0	97.9	63.5	64.1	63.6	63.8	0.00	-0.01	0.00
2006/11/26	19:31:00	110.5	109.7	106.3	95.2	92.6	102.3	110.0	-3.8	102.9	103.7	94.1	98.1	63.3	64.3	63.6	63.8	-0.10	0.00	0.00
2006/11/26	19:32:00	110.6	109.7	106.3	95.2	92.4	102.1	110.0	-3.9	103.0	103.7	94.1	98.1	63.7	64.0	63.6	63.7	0.00	0.00	0.00
2006/11/26	19:33:00	110.6	109.7	106.3	95.2	92.6	102.3	110.0	-3.8	103.0	103.8	94.1	98.1	63.4	63.9	63.6	63.6	-0.10	0.00	0.00
2006/11/26	19:34:00	110.6	109.7	106.3	95.3	93.0	102.3	110.0	-4.3	103.0	103.8	94.1	98.1	63.3	63.8	63.5	63.7	0.00	0.00	0.00
2006/11/26	19:35:00	110.6	109.8	106.4	95.4	92.8	102.3	110.1	-4.1	103.0	103.8	94.1	98.1	63.3	64.1	63.5	63.7	-0.10	0.00	0.00
2006/11/26	19:36:00	110.5	109.7	106.3	95.4	92.6	102.3	110.0	-4.6	103.0	103.8	94.0	98.1	63.3	64.2	63.5	63.8	-0.10	0.00	0.00
2006/11/26	19:37:00	110.6	109.8	106.4	95.4	92.8	102.5	110.1	-4.1	103.1	103.8	94.1	98.1	63.4	64.2	63.6	63.8	-0.10	0.00	0.00
2006/11/26	19:38:00	110.6	109.8	106.3	95.4	92.8	102.5	110.1	-4.4	103.1	103.8	94.1	98.1	63.6	64.1	63.5	63.8	0.00	0.00	0.00
2006/11/26	19:39:00	110.5	109.7	106.2	95.4	92.8	102.3	110.1	5.9	103.0	103.8	94.1	98.1	63.5	64.1	63.4	63.9	-0.10	0.00	0.00
2006/11/26	19:40:00	110.5	109.7	106.3	95.4	92.8	102.3	110.1	0.4	103.0	103.8	94.1	98.1	63.5	64.3	63.4	63.8	0.00	0.00	0.00
2006/11/26	19:41:00	110.5	109.7	106.3	95.4	92.8	102.5	110.1	-5.1	103.2	103.8	94.1	98.1	63.6	64.6	63.9	63.9	-0.10	0.00	0.00
2006/11/26	19:42:00	110.6	109.8	106.4	95.4	93.0	102.5	110.1	-4.8	103.2	103.9	94.0	98.1	63.4	64.6	63.8	64.1	-0.10	0.00	0.00
2006/11/26	19:43:00	110.5	109.7	106.3	95.4	93.0	102.3	110.0	-5.1	103.1	103.8	94.0	98.1	63.7	64.6	63.8	64.1	-0.10	0.00	0.00
2006/11/26	19:44:00	110.4	109.7	106.3	95.3	92.8	102.5	110.0	-5.5	103.2	103.8	94.0	98.1	63.6	64.6	63.8	64.2	0.00	0.00	0.00
2006/11/26	19:45:00	110.5	109.7	106.4	95.4	92.8	102.3	110.1	-5.1	103.1	103.9	94.1	98.1	63.3	64.4	63.7	63.9	0.00	0.00	0.00
2006/11/26	19:46:00	110.4	109.6	106.2	95.3	92.8	102.3	110.0	-1.6	103.1	103.8	94.0	98.1	63.2	64.3	63.5	63.9	0.00	0.00	0.00
2006/11/26	19:47:00	110.4	109.6	106.2	95.3	92.8	102.3	110.0	4.5	103.1	103.8	94.0	98.1	63.8	64.3	63.7	64.0	0.00	0.00	0.00
2006/11/26	19:48:00	110.3	109.5	106.2	95.3	92.8	102.3	109.9	-5.5	103.0	103.8	93.9	97.9	63.8	64.6	63.5	64.0	0.00	0.00	0.00
2006/11/26	19:49:00	110.3	109.5	106.2	95.3	92.6	102.3	109.9	-5.1	103.0	103.7	93.9	97.9	63.8	64.2	63.7	63.8	0.00	0.00	0.00
2006/11/26	19:50:00	110.2	109.3	106.1	95.2	92.6	102.1	109.8	-5.5	103.0	103.7	93.9	97.8	63.3	64.1	63.7	63.9	0.00	0.00	0.00
2006/11/26	19:51:00	110.2	109.3	106.0	95.2	92.6	102.1	109.7	-5.3	102.8	103.7	93.8	97.8	63.7	64.3	63.7	63.9	0.00		

Heat Decay Run

Date	Time	TC1	TC2	TC3	TC4	TC5	TC6	TC7	TC8	TC9	TC10	TC11	TC12	TC13	TC14	TC15	TC16	VDC	Amps	Watts
2006/11/26	19:52:00	110.2	109.3	106.0	95.2	92.4	102.0	109.7	-5.3	102.8	103.6	93.8	97.7	63.5	64.4	63.7	63.9	0.00	0.00	0.00
2006/11/26	19:53:00	110.2	109.3	105.8	95.2	92.4	102.1	109.6	-5.5	102.8	103.6	93.8	97.7	63.7	64.2	63.7	63.9	0.00	0.00	0.00
2006/11/26	19:54:00	110.1	109.3	105.8	95.1	92.4	102.1	109.6	-5.6	102.8	103.5	93.8	97.7	63.8	64.2	63.6	63.7	0.00	0.00	0.00
2006/11/26	19:55:00	110.1	109.3	105.8	95.1	92.3	102.0	109.5	-5.5	102.7	103.5	93.8	97.7	63.7	64.2	63.6	63.7	-0.10	0.00	0.00
2006/11/26	19:56:00	110.0	109.1	105.8	94.9	92.2	101.8	109.3	-6.1	102.7	103.4	93.7	97.6	63.5	64.2	63.6	63.8	0.00	0.00	0.00
2006/11/26	19:57:00	110.0	109.1	105.8	95.1	92.2	101.8	109.3	-6.8	102.7	103.4	93.7	97.6	63.6	63.9	63.6	63.7	0.00	0.00	0.00
2006/11/26	19:58:00	110.0	109.1	105.8	95.1	92.3	101.8	109.5	-7.1	102.5	103.4	93.7	97.6	63.3	64.1	63.5	63.8	0.00	0.00	0.00
2006/11/26	19:59:00	110.0	109.1	105.8	95.1	92.2	101.8	109.3	-8.3	102.5	103.3	93.7	97.6	63.1	64.0	63.1	63.6	0.00	0.00	0.00
2006/11/26	20:00:00	110.0	109.1	105.6	94.9	92.2	101.8	109.3	-4.1	102.5	103.3	93.7	97.6	63.3	63.9	63.3	63.5	0.00	0.00	0.00
2006/11/26	20:01:00	110.0	109.1	105.6	94.9	92.2	101.8	109.3	-11.7	102.3	103.3	93.6	97.5	63.3	64.2	63.3	63.6	0.00	0.00	0.00
2006/11/26	20:02:00	109.9	109.1	105.6	94.8	92.4	101.6	109.3	-14.7	102.5	103.3	93.6	97.5	64.1	64.2	63.3	63.6	0.00	0.00	0.00
2006/11/26	20:03:00	109.9	109.1	105.6	94.9	92.2	101.8	109.3	-15.0	102.5	103.3	93.6	97.5	63.5	64.2	63.5	63.7	0.00	0.00	0.00
2006/11/26	20:04:00	109.9	109.0	105.6	94.8	92.2	101.8	109.1	-15.0	102.3	103.3	93.6	97.5	63.4	64.2	63.5	63.6	0.00	0.00	0.00
2006/11/26	20:05:00	109.9	109.0	105.6	94.8	92.2	101.6	109.1	-15.2	102.3	103.3	93.6	97.5	63.3	64.0	63.5	63.8	0.00	0.00	0.00
2006/11/26	20:06:00	109.8	109.0	105.6	94.8	92.1	101.6	109.1	-15.5	102.3	103.1	93.6	97.4	63.0	63.8	63.2	63.6	0.00	0.00	0.00
2006/11/26	20:07:00	109.8	108.8	105.5	94.7	92.1	101.6	109.1	-15.0	102.3	103.1	93.6	97.4	63.2	63.8	63.3	63.6	0.00	0.00	0.00
2006/11/26	20:08:00	109.8	109.0	105.6	94.7	92.2	101.6	109.1	-14.3	102.1	103.0	93.5	97.4	63.5	64.0	63.3	63.5	0.00	0.00	0.00
2006/11/26	20:09:00	109.8	108.8	105.5	94.7	92.0	101.3	109.0	-15.5	102.1	103.0	93.5	97.4	63.2	64.1	63.3	63.5	0.00	0.00	0.00
2006/11/26	20:10:00	109.8	109.0	105.5	94.7	92.0	101.2	109.0	-14.8	102.1	103.0	93.5	97.5	63.2	64.2	63.4	63.3	0.00	0.00	0.00
2006/11/26	20:11:00	109.7	108.8	105.5	94.7	92.0	101.3	109.0	-15.7	102.3	103.0	93.5	97.4	63.2	63.9	63.3	63.5	0.00	0.00	0.00
2006/11/26	20:12:00	109.7	108.8	105.3	94.7	91.8	101.6	109.0	-9.8	102.3	103.0	93.5	97.4	63.1	63.7	63.0	63.5	0.00	0.00	0.00
2006/11/26	20:13:00	109.7	109.0	105.5	94.8	92.0	101.6	109.1	-14.8	102.1	103.0	93.5	97.4	63.2	63.8	63.3	63.5	0.00	0.00	0.00
2006/11/26	20:14:00	109.7	109.0	105.5	94.8	92.2	101.6	109.1	-17.3	102.1	103.1	93.6	97.4	63.3	63.9	63.4	63.6	0.00	0.00	0.00
2006/11/26	20:15:00	109.8	109.0	105.6	94.8	92.2	101.6	109.1	-16.1	102.3	103.1	93.6	97.4	63.6	64.1	63.5	63.6	0.00	0.00	0.00
2006/11/26	20:16:00	109.7	109.0	105.5	94.8	92.0	101.6	109.1	-16.7	102.3	103.1	93.6	97.4	64.1	64.2	63.3	63.5	0.00	0.00	0.00
2006/11/26	20:17:00	109.7	108.8	105.5	94.9	92.0	101.4	109.1	-16.6	102.3	103.1	93.6	97.4	63.4	64.0	63.3	63.6	0.00	0.00	0.00
2006/11/26	20:18:00	109.7	109.0	105.5	94.8	92.1	101.6	109.1	-16.3	102.3	103.1	93.5	97.4	63.6	63.9	63.4	63.5	0.00	0.00	0.00
2006/11/26	20:19:00	109.7	109.0	105.5	94.8	92.1	101.6	109.1	-13.6	102.5	103.2	93.6	97.4	63.7	64.0	63.5	63.7	0.00	0.00	0.00
2006/11/26	20:20:00	109.7	109.0	105.6	94.8	92.1	101.6	109.1	-15.5	102.3	103.1	93.6	97.4	63.7	63.8	63.2	63.4	0.00	0.00	0.00
2006/11/26	20:21:00	109.7	109.0	105.5	94.8	92.2	101.6	109.1	-13.3	102.3	103.1	93.5	97.4	63.7	64.2	63.3	63.4	0.00	0.00	0.00
2006/11/26	20:22:00	109.6	108.8	105.5	94.8	92.3	101.6	109.1	-12.2	102.3	103.2	93.5	97.4	63.7	64.1	63.6	63.7	0.00	0.00	0.00
2006/11/26	20:23:00	109.6	108.8	105.3	94.8	92.0	101.6	109.1	-10.7	102.3	103.1	93.5	97.3	63.7	64.3	63.3	63.4	0.00	0.00	0.00
2006/11/26	20:24:00	109.6	108.8	105.3	94.7	92.0	101.6	109.1	-15.9	102.3	103.0	93.5	97.3	63.9	64.1	63.5	63.4	0.00	0.00	0.00
2006/11/26	20:25:00	109.5	108.8	105.3	94.6	91.9	101.3	109.1	-11.5	102.3	103.0	93.3	97.3	63.7	64.3	63.7	63.8	0.00	0.00	0.00
2006/11/26	20:26:00	109.5	108.6	105.3	94.5	92.0	101.3	109.0	-17.3	102.1	102.9	93.3	97.2	63.5	64.2	63.5	63.5	0.00	0.00	0.00
2006/11/26	20:27:00	109.3	108.6	105.1	94.5	91.8	101.3	108.8	-9.3	102.1	102.9	93.3	97.2	63.3	64.0	63.5	63.6	0.00	0.00	0.00
2006/11/26	20:28:00	109.3	108.6	105.1	94.5	91.8	101.2	108.8	-1.1	102.1	102.8	93.3	97.2	63.3	63.9	63.4	63.7	0.00	0.00	0.00
2006/11/26	20:29:00	109.3	108.6	105.1	94.6	92.0	101.3	109.0	-16.3	102.1	102.9	93.3	97.2	63.4	64.1	63.5	63.6	0.00	0.00	0.00
2006/11/26	20:30:00	109.3	108.6	105.3	94.6	91.9	101.3	109.0	-15.9	102.3	102.9	93.3	97.2	63.2	64.3	63.5	63.8	0.00	0.00	0.00
2006/11/26	20:31:00	109.3	108.6	105.3	94.7	91.8	101.2	109.0	-15.8	102.1	103.0	93.3	97.3	63.2	64.1	63.5	63.8	-0.10	0.00	0.00
2006/11/26	20:32:00	109.3	108.6	105.3	94.7	92.0	101.3	109.0	-3.9	102.3	102.9	93.3	97.3	63.4	64.0	63.5	63.7	0.00	0.00	0.00
2006/11/26	20:33:00	109.3	108.6	105.1	94.7	92.0	101.3	109.0	-7.5	102.3	102.9	93.3	97.3	63.5	64.0	63.5	63.7	-0.10	0.00	0.00
2006/11/26	20:34:00	109.3	108.8	105.3	94.8	92.3	101.6	109.1	-14.8	102.1	103.0	93.3	97.3	63.4	64.1	63.4	63.7	0.00	0.00	0.00
2006/11/26	20:35:00	109.3	108.6	105.1	94.7	92.1	101.4	109.0	-14.9	102.3	102.9	93.3	97.3	63.5	64.2	63.6	63.9	0.00	0.00	0.00
2006/11/26	20:36:00	109.3	108.6	105.3	94.7	92.1	101.3	109.0	-11.8	102.1	102.9	93.3	97.3	63.6	64.1	63.6	63.9	0.00	0.00	0.00
2006/11/26	20:37:00	109.3	108.6	105.1	94.6	92.0	101.2	108.8	-14.1	102.1	102.8	93.3	97.3	63.5	64.3	63.6	63.9	0.00	0.00	0.00
2006/11/26	20:38:00	109.1	108.6	105.1	94.5	91.7	101.1	108.8	-15.1	102.1	102.7	93.3	97.3	63.1	64.1	63.4	63.7	0.00	0.00	0.00
2006/11/26	20:39:00	109.3	108.6	105.1	94.5	91.6	101.1	108.8	-4.9	102.1	102.7	93.1	97.2	63.6	64.2	63.5	63.8	0.00	0.00	0.00
2006/11/26	20:40:00	109.1	108.4	104.9	94.4	91.8	101.1	108.6	-4.8	102.0	102.6	93.1	97.2	63.6	64.2	63.7	63.9	0.00	0.00	0.00
2006/11/26	20:41:00	109.1	108.3	104.9	94.3	91.7	101.1	108.4	-14.8	102.0	102.5	93.1	97.2	63.4	64.4	63.5	63.5	0.00	0.00	0.00
2006/11/26	20:42:00	109.1	108.3	104.8	94.2	91.4	100.7	108.3	-7.5	101.8	102.3	93.1	97.1	63.1	64.3	63.2	63.7	0.00	0.00	0.00
2006/11/26	20:43:00	109.1	108.3	104.8	94.2	91.5	100.8	108.3	-16.3	101.8	102.3	93.1	97.1	63.4	64.3	63.5	63.6	-0.10	0.00	0.00
2006/11/26	20:44:00	109.0	108.3	104.8	94.2	91.4	100.9	108.3	-17.7	101.6	102.3	93.1	97.0	64.3	64.1	63.5	63.7	-0.10	0.00	0.00
2006/11/26	20:45:00	109.0	108.3	104.8	94.2	91.5	100.9	108.3	-17.6	101.6	102.3	93.1	97.0	64.1	64.3	63.7	63.7	0.00	0.00	0.00
2006/11/26	20:46:00	109.0	108.3	104.8	94.2	91.6	100.8	108.3	-17.7	101.6	102.3	93.0	97.0	63.6	64.4	63.6	63.7	0.00	0.00	0.00
2006/11/26	20:47:00	109.0	108.3	104.8	94.1	91.2	100.6	108.3	-17.9	101.6	102.3	93.0	97.0	63.2	64.1	63.4	63.8	-0.10	0.00	0.00
2006/11/26	20:48:00	109.0	108.1	104.6	94.1	91.4	100.5	108.1	-15.9	101.4	102.1	93.1	97.0	63.9	64.2	63.5	63.8	-0.10	0.00	0.00
2006/11/26	20:49:00	108.8	108.1	104.6	94.0	91.3	100.5	108.1	-19.1	101.6	102.1	93.1	97.0							

Heat Decay Run

Date	Time	TC1	TC2	TC3	TC4	TC5	TC6	TC7	TC8	TC9	TC10	TC11	TC12	TC13	TC14	TC15	TC16	VDC	Amps	Watts
2006/11/26	20:50:00	108.8	108.1	104.6	94.0	91.3	100.6	108.1	-6.8	101.6	102.1	93.1	97.0	63.6	64.1	63.5	63.6	-0.10	0.00	0.00
2006/11/26	20:51:00	108.8	108.1	104.6	94.0	91.2	100.6	108.1	-18.7	101.2	102.1	93.0	97.0	63.6	64.1	63.4	63.6	0.00	0.00	0.00
2006/11/26	20:52:00	108.8	108.1	104.6	94.0	91.3	100.6	108.1	-15.2	101.3	102.1	93.0	96.9	64.0	63.9	63.4	63.5	-0.10	0.00	0.00
2006/11/26	20:53:00	108.8	108.1	104.6	94.0	91.4	100.6	108.1	-16.3	101.4	102.1	93.0	96.9	63.6	64.1	63.6	63.5	-0.10	0.00	0.00
2006/11/26	20:54:00	108.8	108.1	104.6	94.0	91.1	100.5	108.1	-18.8	101.4	102.1	93.0	96.9	63.0	63.9	63.4	63.6	0.00	0.00	0.00
2006/11/26	20:55:00	109.0	108.1	104.6	94.0	91.4	100.6	108.1	-19.6	101.3	102.1	93.0	96.9	63.0	63.9	63.3	63.6	-0.10	0.00	0.00
2006/11/26	20:56:00	108.8	108.1	104.6	94.0	91.3	100.6	108.1	-19.5	101.3	102.1	92.8	96.9	63.7	64.1	63.5	63.7	0.00	0.00	0.00
2006/11/26	20:57:00	108.8	108.1	104.6	94.0	91.5	100.7	108.1	-19.6	101.3	102.1	92.8	96.9	63.8	64.1	63.6	63.7	-0.10	0.00	0.00
2006/11/26	20:58:00	108.8	107.9	104.6	93.9	91.3	100.6	107.9	-18.5	101.4	102.0	92.8	96.8	63.3	64.1	63.2	63.6	-0.10	0.00	0.00
2006/11/26	20:59:00	108.8	107.9	104.6	93.9	91.2	100.5	107.9	-9.3	101.1	102.0	93.0	96.8	63.3	63.9	63.2	63.6	-0.10	-0.01	0.00
2006/11/26	21:00:00	108.8	107.9	104.6	93.8	91.0	100.4	107.9	-19.1	100.9	101.8	93.0	96.8	63.6	64.1	63.3	63.5	-0.10	0.00	0.00
2006/11/26	21:01:00	108.8	107.9	104.6	93.9	91.1	100.4	107.9	-20.1	101.1	101.8	92.8	96.8	63.0	63.9	63.1	63.4	0.00	0.00	0.00
2006/11/26	21:02:00	108.8	107.9	104.6	93.8	91.1	100.5	107.8	-20.5	101.1	101.8	92.8	96.8	63.4	64.1	63.4	63.4	-0.10	0.00	0.00
2006/11/26	21:03:00	108.8	107.8	104.4	93.8	90.8	100.3	107.7	-20.3	101.1	101.8	92.8	96.8	62.8	64.0	63.3	63.5	-0.10	0.00	0.00
2006/11/26	21:04:00	108.6	107.8	104.3	93.8	91.1	100.2	107.7	-19.5	101.1	101.8	92.8	96.8	63.3	63.9	63.2	63.4	-0.10	0.00	0.00
2006/11/26	21:05:00	108.6	107.8	104.4	93.8	91.2	100.4	107.7	-20.7	101.2	101.8	92.8	96.7	63.7	63.9	63.2	63.5	-0.10	0.00	0.00
2006/11/26	21:06:00	108.8	107.8	104.4	93.8	91.3	100.5	107.8	-20.1	101.2	101.8	92.8	96.7	63.6	64.1	63.5	63.4	-0.10	0.00	0.00
2006/11/26	21:07:00	108.8	107.8	104.6	93.9	91.3	100.6	107.9	-19.3	101.3	102.1	92.8	96.7	63.3	64.1	63.4	63.6	0.00	0.00	0.00
2006/11/26	21:08:00	108.8	107.8	104.6	93.9	91.3	100.5	107.9	-20.9	101.2	102.0	92.8	96.8	63.4	64.0	63.4	63.6	0.00	0.00	0.00
2006/11/26	21:09:00	108.6	107.8	104.4	93.9	91.4	100.5	107.8	-20.7	101.3	102.0	92.8	96.7	63.7	64.1	63.5	63.7	0.00	0.00	0.00
2006/11/26	21:10:00	108.6	107.8	104.4	93.8	91.1	100.3	107.8	-20.7	101.1	102.0	92.8	96.7	63.1	64.0	63.4	63.6	0.00	0.00	0.00
2006/11/26	21:11:00	108.6	107.7	104.4	93.8	91.2	100.5	107.7	-20.8	101.2	101.8	92.8	96.7	63.3	64.0	63.4	63.5	0.00	0.00	0.00
2006/11/26	21:12:00	108.6	107.7	104.4	93.8	91.2	100.2	107.7	-18.3	101.1	101.8	92.8	96.7	63.6	64.1	63.3	63.6	0.00	0.00	0.00
2006/11/26	21:13:00	108.6	107.7	104.3	93.8	91.2	100.4	107.7	-14.8	101.2	101.8	92.8	96.7	63.3	64.0	63.2	63.5	0.00	0.00	0.00
2006/11/26	21:14:00	108.6	107.7	104.4	93.9	91.4	100.5	107.8	-10.8	101.2	102.0	92.8	96.7	63.5	64.0	63.3	63.5	-0.10	0.00	0.00
2006/11/26	21:15:00	108.6	107.7	104.4	93.9	91.2	100.5	107.8	-20.5	101.3	102.0	92.8	96.7	63.7	64.1	63.6	63.8	-0.10	0.00	0.00
2006/11/26	21:16:00	108.6	107.7	104.3	93.9	91.1	100.4	107.8	-20.3	101.3	102.0	92.8	96.7	63.3	64.1	63.3	63.8	0.00	0.00	0.00
2006/11/26	21:17:00	108.6	107.6	104.3	93.7	91.3	100.2	107.6	-16.7	101.1	101.8	92.8	96.6	63.2	63.9	63.4	63.4	-0.10	0.00	0.00
2006/11/26	21:18:00	108.6	107.6	104.2	93.7	91.1	100.2	107.6	-19.7	101.1	101.8	92.8	96.6	63.0	63.8	63.3	63.4	-0.10	0.00	0.00
2006/11/26	21:19:00	108.3	107.4	104.1	93.5	91.0	100.2	107.4	-20.6	100.9	101.6	92.6	96.5	63.8	64.0	63.4	63.5	-0.10	-0.01	0.00
2006/11/26	21:20:00	108.3	107.4	104.1	93.5	91.1	100.0	107.4	-9.6	100.9	101.6	92.6	96.5	63.3	63.8	63.0	63.4	0.00	0.00	0.00
2006/11/26	21:21:00	108.3	107.3	104.1	93.5	91.1	100.1	107.3	-23.9	100.9	101.6	92.6	96.5	63.4	64.0	63.0	63.3	-0.10	0.00	0.00
2006/11/26	21:22:00	108.3	107.4	104.0	93.5	91.0	100.1	107.4	-24.6	100.7	101.6	92.6	96.5	63.4	64.0	63.1	63.3	-0.10	0.00	0.00
2006/11/26	21:23:00	108.3	107.3	104.0	93.5	91.1	100.1	107.4	-25.4	100.9	101.6	92.6	96.5	63.2	63.8	63.3	63.4	-0.10	0.00	0.00
2006/11/26	21:24:00	108.3	107.4	104.1	93.6	91.2	100.0	107.4	-26.6	100.8	101.6	92.6	96.5	63.3	63.8	63.2	63.3	-0.10	0.00	0.00
2006/11/26	21:25:00	108.3	107.4	104.0	93.6	91.2	100.2	107.4	-26.6	100.8	101.6	92.6	96.3	63.4	64.1	63.3	63.4	-0.10	0.00	0.00
2006/11/26	21:26:00	108.3	107.4	104.0	93.6	91.0	100.2	107.4	-26.6	100.9	101.8	92.6	96.5	63.8	64.2	63.7	63.5	-0.10	0.00	0.00
2006/11/26	21:27:00	108.3	107.4	104.0	93.5	90.8	100.2	107.4	-2.8	100.8	101.6	92.6	96.3	63.7	63.5	63.7	63.4	-0.10	0.00	0.00
2006/11/26	21:28:00	108.3	107.3	103.9	93.5	90.7	100.1	107.3	1.4	100.8	101.6	92.6	96.3	62.8	64.0	63.2	63.3	-0.10	-0.01	0.00
2006/11/26	21:29:00	108.3	107.3	103.9	93.3	91.0	100.0	107.3	-3.1	100.8	101.6	92.6	96.3	63.0	63.7	62.8	63.3	-0.10	0.00	0.00
2006/11/26	21:30:00	108.3	107.3	103.9	93.3	90.8	99.9	107.2	-2.5	100.7	101.6	92.6	96.3	63.3	63.7	63.0	63.2	-0.10	0.00	0.00
2006/11/26	21:31:00	108.1	107.2	103.8	93.3	90.8	100.0	107.2	6.9	100.6	101.6	92.6	96.3	63.3	63.7	63.1	63.2	-0.10	0.00	0.00
2006/11/26	21:32:00	108.1	107.2	103.8	93.3	90.7	100.0	107.2	-1.7	100.8	101.6	92.4	96.3	63.2	63.6	63.1	63.4	-0.10	0.00	0.00
2006/11/26	21:33:00	108.1	107.2	103.8	93.3	90.5	99.8	107.1	6.0	100.7	101.4	92.4	96.3	63.2	63.8	63.0	63.4	-0.10	-0.01	0.00
2006/11/26	21:34:00	108.1	107.2	103.8	93.1	90.8	99.7	107.0	5.5	100.4	101.2	92.3	96.3	63.0	63.8	62.8	63.1	-0.10	-0.01	0.00
2006/11/26	21:35:00	108.1	107.1	103.8	93.3	90.6	99.6	107.0	-1.4	100.6	101.3	92.4	96.1	62.4	63.7	62.8	63.1	-0.10	-0.01	0.00
2006/11/26	21:36:00	108.1	107.1	103.8	93.3	90.6	99.8	107.1	-2.0	100.6	101.3	92.4	96.1	63.0	63.7	62.8	63.2	-0.10	-0.01	0.00
2006/11/26	21:37:00	108.1	107.1	103.8	93.3	90.8	99.8	107.1	-0.3	100.5	101.3	92.4	96.1	63.2	63.9	63.3	63.3	-0.10	0.00	0.00
2006/11/26	21:38:00	108.1	107.1	103.7	93.3	90.7	99.8	107.1	-2.9	100.6	101.3	92.4	96.3	63.0	63.9	62.8	63.5	-0.10	0.00	0.00
2006/11/26	21:39:00	108.1	107.1	103.7	93.3	90.6	99.8	107.1	-2.3	100.4	101.3	92.6	96.3	62.8	63.8	62.8	63.5	-0.10	0.00	0.00
2006/11/26	21:40:00	108.1	107.1	103.7	93.3	90.8	99.8	107.1	-2.6	100.5	101.3	92.4	96.1	63.0	63.9	63.0	63.2	-0.10	0.00	0.00
2006/11/26	21:41:00	108.1	107.1	103.7	93.3	90.7	99.7	107.1	-2.5	100.5	101.3	92.4	96.1	62.8	63.8	63.2	63.3	-0.10	0.00	0.00
2006/11/26	21:42:00	107.9	107.1	103.7	93.1	90.7	99.8	107.0	4.5	100.6	101.2	92.3	96.1	63.5	63.6	63.3	63.3	-0.10	-0.01	0.00
2006/11/26	21:43:00	107.9	107.0	103.7	93.1	90.6	99.3	107.0	3.2	100.4	101.1	92.3	96.1	62.6	63.5	62.6	63.1	-0.10	0.00	0.00
2006/11/26	21:44:00	107.9	107.0	103.6	93.1	90.6	99.5	106.9	3.0	100.4	101.1	92.3	96.1	62.8	63.5	62.8	63.0	-0.10	0.00	0.00
2006/11/26	21:45:00	107.9	107.0	103.6	93.1	90.3	99.3	106.9	-1.7	100.4	101.1	92.3	96.1	62.4	63.5	62.6	63.0	-0.10	-0.01	0.00
2006/11/26	21:46:00	107.8	106.9	103.5	93.1	90.3	99.5	106.8	-2.3	100.4	101.1	92.2	96.1	63.6	63.6	62.8	63.0	-0.10	-0.01	0.00
2006/11/26	21:47:00	107.8	106.9	103.5	93.1	90.7	99.5	106.8	-2.3	100.4	101.1	92.2	96.1	63.2	63.7	63.2</				

Heat Decay Run

3-742
for Model AOS-025, AOS-050, and AOS-100 Transport Packages, Rev. G, July 27, 2012 (Docket No. 71-9316)

Date	Time	TC1	TC2	TC3	TC4	TC5	TC6	TC7	TC8	TC9	TC10	TC11	TC12	TC13	TC14	TC15	TC16	VDC	Amps	Watts
2006/11/26	21:48:00	107.8	106.9	103.5	93.1	90.3	99.5	106.8	-2.4	100.2	101.1	92.2	96.1	63.4	63.7	63.2	63.2	-0.10	-0.01	0.00
2006/11/26	21:49:00	107.8	107.0	103.4	93.1	90.3	99.3	106.8	0.4	100.4	101.1	92.2	96.1	62.8	63.7	62.4	63.3	-0.10	0.00	0.00
2006/11/26	21:50:00	107.8	107.0	103.5	93.1	90.5	99.5	106.8	0.9	100.3	101.1	92.3	96.1	63.0	63.5	62.6	63.0	-0.10	-0.01	0.00
2006/11/26	21:51:00	107.8	107.0	103.6	93.1	90.6	99.6	106.9	-2.4	100.4	101.1	92.3	96.1	63.3	63.7	62.8	63.1	-0.10	0.00	0.00
2006/11/26	21:52:00	107.8	107.0	103.6	93.1	90.6	99.6	106.9	-2.4	100.5	101.1	92.3	96.1	63.4	63.8	63.2	63.3	-0.10	-0.01	0.00
2006/11/26	21:53:00	107.7	107.0	103.5	93.1	90.7	99.5	106.8	-2.6	100.4	101.1	92.3	96.1	63.1	63.6	63.2	63.4	-0.10	-0.01	0.00
2006/11/26	21:54:00	107.7	107.0	103.4	93.1	90.3	99.1	106.8	7.6	100.4	101.1	92.2	96.0	61.9	63.6	62.6	63.2	-0.10	-0.01	0.00
2006/11/26	21:55:00	107.7	106.9	103.4	93.1	90.3	99.1	106.8	-3.4	100.3	101.1	92.2	96.0	62.0	63.8	62.6	62.8	-0.10	-0.01	0.00
2006/11/26	21:56:00	107.7	106.9	103.4	93.1	90.5	99.3	106.7	-3.3	100.3	101.1	92.2	96.0	63.1	63.7	62.8	63.0	-0.10	-0.01	0.00
2006/11/26	21:57:00	107.6	106.9	103.4	93.1	90.3	99.3	106.7	-2.9	100.2	101.1	92.2	96.0	62.4	63.7	62.6	63.1	-0.10	-0.01	0.00
2006/11/26	21:58:00	107.6	106.8	103.5	93.1	90.8	99.5	106.7	-3.1	100.3	100.9	92.1	96.0	63.0	63.7	62.8	63.1	-0.10	-0.01	0.00
2006/11/26	21:59:00	107.6	106.9	103.5	93.1	90.3	99.3	106.8	-3.2	100.2	101.1	92.1	96.0	62.3	63.8	62.4	63.1	-0.10	-0.01	0.00
2006/11/26	22:00:00	107.6	106.8	103.4	93.1	90.3	99.3	106.7	-2.9	100.2	100.8	92.1	95.8	62.6	63.7	62.4	63.2	-0.10	-0.01	0.00
2006/11/26	22:01:00	107.6	106.8	103.4	93.1	90.5	99.3	106.7	-3.2	100.2	100.9	92.0	95.8	63.6	63.8	63.0	63.1	-0.10	-0.01	0.00
2006/11/26	22:02:00	107.5	106.8	103.4	93.1	90.3	99.1	106.6	-3.2	100.2	100.8	92.0	95.8	63.2	63.8	63.1	63.0	-0.10	-0.01	0.00
2006/11/26	22:03:00	107.4	106.8	103.3	93.1	90.3	99.3	106.6	-3.5	100.2	100.8	92.0	95.8	63.2	63.9	63.4	63.2	-0.10	0.00	0.00
2006/11/26	22:04:00	107.4	106.7	103.3	93.1	90.5	99.3	106.6	-3.3	100.3	100.9	92.0	95.8	63.3	63.8	63.4	63.3	-0.10	0.00	0.00
2006/11/26	22:05:00	107.4	106.7	103.3	93.1	90.6	99.5	106.6	-3.6	100.3	100.9	92.0	95.8	63.4	64.1	63.4	63.3	-0.10	0.00	0.00
2006/11/26	22:06:00	107.5	106.8	103.3	93.1	90.8	99.5	106.8	-3.6	100.3	101.1	92.1	95.8	63.4	64.0	63.2	63.4	-0.10	-0.01	0.00
2006/11/26	22:07:00	107.5	106.8	103.4	93.3	90.8	99.5	106.8	-3.5	100.3	101.1	92.1	96.0	63.6	64.1	63.1	63.5	-0.10	0.00	0.00
2006/11/26	22:08:00	107.5	106.8	103.4	93.3	91.0	99.6	106.8	-2.5	100.4	101.1	92.1	95.8	63.7	64.3	63.5	63.8	-0.10	-0.01	0.00
2006/11/26	22:09:00	107.6	106.7	103.5	93.3	90.8	99.5	106.9	-3.1	100.6	101.1	92.1	96.0	63.6	64.4	63.5	63.8	-0.10	-0.01	0.00
2006/11/26	22:10:00	107.5	106.7	103.5	93.3	90.8	99.6	106.8	-2.6	100.6	101.1	92.1	95.8	63.6	64.1	63.6	63.8	-0.10	0.00	0.00
2006/11/26	22:11:00	107.5	106.8	103.5	93.3	91.0	99.7	106.9	-2.4	100.5	101.1	92.1	95.8	64.0	64.1	63.6	63.7	-0.10	0.00	0.00
2006/11/26	22:12:00	107.5	106.7	103.5	93.3	91.0	99.7	106.9	-3.3	100.5	101.1	92.1	95.8	63.7	64.6	63.6	63.7	-0.10	0.00	0.00
2006/11/26	22:13:00	107.5	106.7	103.5	93.3	91.0	99.6	106.9	-4.1	100.6	101.1	92.0	95.8	63.8	64.4	63.7	63.9	-0.10	-0.01	0.00
2006/11/26	22:14:00	107.5	106.8	103.5	93.3	90.8	99.7	106.9	-4.1	100.6	101.2	92.0	95.8	63.5	64.6	63.6	63.7	-0.10	-0.01	0.00
2006/11/26	22:15:00	107.5	106.7	103.5	93.3	90.8	99.6	106.9	-3.3	100.5	101.1	92.1	95.8	63.9	63.6	63.6	63.3	-0.10	-0.01	0.00
2006/11/26	22:16:00	107.5	106.7	103.5	93.3	90.7	99.6	106.9	-3.5	100.5	101.1	92.0	95.8	63.4	64.2	63.4	63.7	-0.10	-0.01	0.00
2006/11/26	22:17:00	107.5	106.7	103.5	93.3	90.8	99.6	106.9	-3.8	100.5	101.2	92.0	96.0	63.3	63.8	63.4	63.5	-0.10	0.00	0.00
2006/11/26	22:18:00	107.5	106.7	103.4	93.3	91.0	99.6	106.9	-3.1	100.5	101.1	92.1	96.0	63.6	63.9	63.3	63.6	-0.10	-0.01	0.00
2006/11/26	22:19:00	107.5	106.7	103.3	93.3	91.1	99.7	106.9	-4.1	100.4	101.1	92.1	96.1	63.8	64.3	63.5	63.9	-0.10	-0.01	0.00
2006/11/26	22:20:00	107.4	106.7	103.4	93.5	91.0	99.7	106.9	-4.1	100.6	101.1	92.1	96.1	63.6	64.3	63.6	63.9	-0.10	-0.01	0.00
2006/11/26	22:21:00	107.4	106.7	103.4	93.5	91.2	99.6	106.9	2.2	100.4	101.1	92.2	96.1	64.0	64.4	63.6	64.1	-0.10	0.00	0.00
2006/11/26	22:22:00	107.5	106.7	103.4	93.5	91.0	99.7	106.9	-4.9	100.5	101.1	92.1	96.0	63.8	64.4	63.6	64.0	0.00	0.00	0.00
2006/11/26	22:23:00	107.4	106.7	103.5	93.5	91.2	99.7	106.9	-5.1	100.5	101.1	92.1	96.0	63.7	64.3	63.7	64.0	0.00	0.00	0.00
2006/11/26	22:24:00	107.4	106.7	103.4	93.5	91.1	99.6	106.9	-4.9	100.4	101.1	92.1	96.1	63.7	64.3	63.7	64.0	0.00	0.00	0.00
2006/11/26	22:25:00	107.4	106.7	103.5	93.5	91.2	99.7	107.0	-2.1	100.6	101.2	92.1	96.1	63.9	64.4	63.8	64.0	0.00	0.00	0.00
2006/11/26	22:26:00	107.4	106.7	103.5	93.5	91.2	99.7	107.0	-4.9	100.5	101.2	92.0	96.1	63.4	64.4	63.6	64.2	-0.10	0.00	0.00
2006/11/26	22:27:00	107.4	106.7	103.5	93.5	91.1	99.7	107.0	-5.1	100.7	101.2	92.1	96.1	63.6	64.6	63.7	64.2	0.00	0.00	0.00
2006/11/26	22:28:00	107.4	106.7	103.5	93.5	91.0	99.7	107.0	-5.1	100.6	101.2	92.1	96.1	63.5	64.6	63.7	64.3	0.00	0.00	0.00
2006/11/26	22:29:00	107.4	106.7	103.3	93.5	91.1	99.7	107.0	-4.3	100.5	101.2	92.1	96.1	63.5	64.4	63.5	64.1	0.00	0.00	0.00
2006/11/26	22:30:00	107.4	106.7	103.3	93.5	91.2	99.7	107.0	-3.3	100.4	101.1	92.1	96.0	63.5	64.2	63.5	63.8	0.00	0.00	0.00
2006/11/26	22:31:00	107.3	106.6	103.3	93.5	91.3	99.6	106.9	-5.1	100.4	101.1	92.1	96.0	63.7	64.2	63.5	63.8	0.00	0.00	0.00
2006/11/26	22:32:00	107.4	106.7	103.3	93.5	91.1	99.7	106.9	-5.9	100.5	101.1	92.1	96.0	63.7	64.3	63.7	63.9	0.00	0.00	0.00
2006/11/26	22:33:00	107.3	106.7	103.2	93.3	91.1	99.7	106.9	-5.9	100.5	101.1	92.1	96.0	63.6	64.3	63.5	64.0	0.00	0.00	0.00
2006/11/26	22:34:00	107.2	106.6	103.1	93.3	91.1	99.6	106.7	-6.3	100.4	101.1	92.0	96.0	64.0	64.4	63.5	63.9	0.00	0.00	0.00
2006/11/26	22:35:00	107.2	106.5	103.2	93.3	90.8	99.6	106.7	-5.9	100.5	101.1	92.0	96.0	63.7	64.2	63.6	63.9	0.00	0.00	0.00
2006/11/26	22:36:00	107.2	106.6	103.1	93.3	90.8	99.6	106.8	-6.5	100.4	101.1	92.0	96.0	63.8	64.2	63.5	64.0	0.00	0.00	0.00
2006/11/26	22:37:00	107.1	106.5	103.1	93.1	90.8	99.6	106.7	-5.3	100.4	101.1	91.9	95.8	63.7	64.1	63.7	63.7	0.00	0.00	0.00
2006/11/26	22:38:00	107.1	106.5	103.2	93.1	90.8	99.6	106.7	-6.1	100.5	101.1	91.9	95.8	63.6	64.1	63.6	63.7	0.00	0.00	0.00
2006/11/26	22:39:00	107.1	106.4	103.0	93.1	90.8	99.6	106.6	-7.1	100.4	101.1	91.8	95.8	63.6	64.2	63.6	63.9	0.00	0.00	0.00
2006/11/26	22:40:00	107.1	106.5	103.2	93.1	90.8	99.5	106.7	-7.1	100.4	101.1	91.9	95.8	63.6	64.2	63.5	64.0	0.00	0.00	0.00
2006/11/26	22:41:00	107.0	106.4	103.0	93.1	91.0	99.5	106.6	-9.7	100.4	101.1	91.9	95.8	63.7	64.1	63.4	63.8	-0.10	0.00	0.00
2006/11/26	22:42:00	107.1	106.4	103.1	93.1	90.8	99.6	106.6	-5.6	100.4	101.1	91.8	95.8	64.3	64.3	63.4	63.8	0.00	0.00	0.00
2006/11/26	22:43:00	107.1	106.4	103.1	93.1	90.6	99.6	106.6	-1.7	100.3	101.1	91.8	95.8	63.6	64.4	63.5	63.5	0.00	0.00	0.00
2006/11/26	22:44:00	107.0	106.4	103.0	93.3	90.7	99.6	106.6	-1.6	100.2	101.1	91.8	95.8	63.7	64.4	63.6	63.6	0.00	0.00	0.00
2006/11/26	22:45:00	107.1	106.5	103.1	93.3	90.8	99.6	106.7	-11.1	100.5	101.1	91.9	95.8	63						

Heat Decay Run

Date	Time	TC1	TC2	TC3	TC4	TC5	TC6	TC7	TC8	TC9	TC10	TC11	TC12	TC13	TC14	TC15	TC16	VDC	Amps	Watts
2006/11/26	22:46:00	107.1	106.4	103.1	93.1	90.8	99.6	106.6	-8.7	100.4	101.1	91.8	95.8	64.4	64.4	63.7	63.7	0.00	0.00	0.00
2006/11/26	22:47:00	107.0	106.3	103.0	93.1	90.6	99.5	106.5	-10.7	100.4	101.1	91.7	95.6	64.0	64.6	64.0	64.0	0.00	0.00	0.00
2006/11/26	22:48:00	106.9	106.2	102.8	93.0	90.6	99.3	106.4	-3.7	100.2	100.8	91.7	95.6	64.0	64.6	64.0	64.1	0.00	0.00	0.00
2006/11/26	22:49:00	106.9	106.2	102.8	92.8	90.5	99.1	106.3	-11.0	100.0	100.7	91.6	95.6	63.5	64.3	63.7	63.8	0.00	0.00	0.00
2006/11/26	22:50:00	106.9	106.1	102.8	92.8	90.3	99.1	106.2	-11.7	100.0	100.6	91.6	95.6	64.0	64.3	63.7	63.9	0.00	0.00	0.00
2006/11/26	22:51:00	106.8	106.1	102.6	92.6	90.3	99.1	106.1	-11.3	99.9	100.5	91.6	95.6	64.1	64.3	63.7	63.7	0.00	0.00	0.00
2006/11/26	22:52:00	106.8	106.0	102.6	92.6	90.3	99.1	106.1	-10.9	99.7	100.4	91.6	95.4	64.1	64.1	63.8	63.7	-0.10	0.00	0.00
2006/11/26	22:53:00	106.7	105.8	102.5	92.6	90.1	98.8	105.8	-11.3	99.7	100.3	91.5	95.4	63.7	64.2	63.6	63.7	0.00	0.00	0.00
2006/11/26	22:54:00	106.7	105.8	102.5	92.4	89.6	98.8	105.8	-10.9	99.3	100.2	91.5	95.3	63.7	64.2	63.5	63.1	0.00	0.00	0.00
2006/11/26	22:55:00	106.7	105.8	102.3	92.4	89.6	98.8	105.6	-12.0	99.5	100.1	91.4	95.3	63.6	64.1	63.6	63.2	0.00	0.00	0.00
2006/11/26	22:56:00	106.5	105.8	102.3	92.3	89.9	98.6	105.6	-11.7	99.5	100.1	91.4	95.3	63.6	64.2	63.5	63.6	0.00	0.00	0.00
2006/11/26	22:57:00	106.5	105.6	102.3	92.3	89.9	98.6	105.5	-11.5	99.3	100.0	91.4	95.2	63.5	64.1	63.5	63.5	0.00	0.00	0.00
2006/11/26	22:58:00	106.6	105.8	102.3	92.3	90.1	98.6	105.6	-11.6	99.3	100.0	91.4	95.2	63.7	63.9	63.4	63.3	0.00	0.00	0.00
2006/11/26	22:59:00	106.5	105.6	102.3	92.2	89.9	98.6	105.5	-12.0	99.3	99.8	91.4	95.2	63.7	63.7	63.4	63.4	0.00	0.00	0.00
2006/11/26	23:00:00	106.5	105.6	102.1	92.2	89.7	98.3	105.3	-12.6	99.1	99.8	91.3	95.1	63.5	64.0	63.4	63.4	0.00	0.00	0.00
2006/11/26	23:01:00	106.6	105.8	102.3	92.2	89.6	98.3	105.5	-12.2	99.1	99.9	91.3	95.1	63.5	64.0	63.2	63.4	0.00	0.00	0.00
2006/11/26	23:02:00	106.5	105.6	102.1	92.1	89.7	98.3	105.3	-12.2	99.1	99.8	91.2	95.1	63.5	64.2	63.2	63.5	0.00	0.00	0.00
2006/11/26	23:03:00	106.4	105.6	102.1	92.1	89.8	98.3	105.3	-13.0	99.1	99.8	91.2	95.1	63.5	64.0	63.3	63.2	0.00	0.00	0.00
2006/11/26	23:04:00	106.4	105.6	102.1	92.1	89.6	98.3	105.3	-12.1	99.1	99.7	91.2	95.1	63.4	63.9	63.3	63.2	0.00	0.00	0.00
2006/11/26	23:05:00	106.4	105.6	102.1	92.2	89.6	98.4	105.3	-12.0	99.1	99.7	91.3	95.1	64.1	64.1	63.2	63.5	0.00	0.00	0.00
2006/11/26	23:06:00	106.4	105.6	102.1	92.2	89.7	98.4	105.3	-10.6	99.1	99.8	91.3	95.1	63.6	64.0	63.6	63.5	0.00	0.00	0.00
2006/11/26	23:07:00	106.4	105.6	102.1	92.1	89.8	98.3	105.3	-12.0	99.1	99.7	91.3	95.1	63.8	64.0	63.5	63.4	0.00	0.00	0.00
2006/11/26	23:08:00	106.4	105.6	102.1	92.1	89.7	98.4	105.3	-12.1	99.1	99.7	91.3	95.1	63.8	63.7	63.5	63.4	0.00	0.00	0.00
2006/11/26	23:09:00	106.4	105.6	102.1	92.2	89.7	98.6	105.3	-12.0	99.1	99.8	91.3	95.1	63.7	63.8	63.6	63.6	0.00	0.00	0.00
2006/11/26	23:10:00	106.3	105.5	102.1	92.2	89.8	98.4	105.3	-12.0	99.1	99.8	91.3	95.1	63.7	63.4	63.5	63.2	0.00	0.00	0.00
2006/11/26	23:11:00	106.3	105.6	102.1	92.2	89.8	98.4	105.3	-11.8	99.1	99.7	91.4	95.1	63.7	63.9	63.2	63.1	0.00	0.00	0.00
2006/11/26	23:12:00	106.3	105.5	102.1	92.1	89.7	98.6	105.3	-12.5	99.1	99.8	91.2	95.1	63.6	64.0	63.3	63.2	0.00	0.00	0.00
2006/11/26	23:13:00	106.3	105.6	102.1	92.2	89.7	98.4	105.3	-12.5	99.1	99.9	91.2	95.1	63.3	63.9	63.4	63.4	0.00	0.00	0.00
2006/11/26	23:14:00	106.3	105.6	102.1	92.2	89.7	98.3	105.3	-12.7	99.3	99.9	91.3	95.1	63.8	64.0	63.4	63.4	0.00	0.00	0.00
2006/11/26	23:15:00	106.3	105.6	102.1	92.2	89.8	98.4	105.3	-11.8	99.3	99.9	91.4	95.1	64.0	63.8	63.4	63.4	0.00	0.00	0.00
2006/11/26	23:16:00	106.3	105.5	102.1	92.2	89.8	98.4	105.3	-11.9	99.3	99.9	91.3	95.1	63.8	63.8	63.5	63.6	0.00	0.00	0.00
2006/11/26	23:17:00	106.3	105.5	102.1	92.2	89.6	98.4	105.3	-12.2	99.3	99.9	91.3	95.1	63.8	64.3	63.5	63.7	0.00	0.00	0.00
2006/11/26	23:18:00	106.3	105.5	102.1	92.2	89.8	98.4	105.3	-12.9	99.1	99.9	91.3	95.1	63.6	64.3	63.6	63.6	0.00	0.00	0.00
2006/11/26	23:19:00	106.3	105.3	102.1	92.2	89.8	98.3	105.3	-12.8	99.3	99.9	91.3	95.1	63.6	64.3	63.6	63.6	0.00	0.00	0.00
2006/11/26	23:20:00	106.3	105.5	102.1	92.2	89.7	98.4	105.3	-12.6	99.3	99.9	91.3	95.1	63.4	64.2	63.4	63.7	0.00	0.00	0.00
2006/11/26	23:21:00	106.3	105.5	102.1	92.2	89.7	98.4	105.3	-14.0	99.1	99.8	91.3	95.1	63.6	64.2	63.4	63.5	0.00	0.00	0.00
2006/11/26	23:22:00	106.2	105.3	102.0	92.1	89.7	98.3	105.3	-11.5	99.1	99.7	91.1	95.1	63.5	64.4	63.4	63.6	0.00	0.00	0.00
2006/11/26	23:23:00	106.2	105.3	102.0	92.1	89.6	98.2	105.1	0.9	99.1	99.7	91.1	95.1	63.5	64.1	63.5	63.6	0.00	0.00	0.00
2006/11/26	23:24:00	106.2	105.3	102.0	92.1	89.7	98.1	105.1	-13.7	99.1	99.7	91.2	94.9	64.0	64.1	63.6	63.6	0.00	0.00	0.00
2006/11/26	23:25:00	106.2	105.3	102.0	92.1	89.8	98.3	105.1	-13.9	99.1	99.7	91.2	94.9	63.9	64.3	63.7	63.7	0.00	0.00	0.00
2006/11/26	23:26:00	106.2	105.3	102.1	92.2	89.6	98.2	105.3	-13.8	99.3	99.8	91.2	95.1	63.9	64.3	63.6	63.8	0.00	0.00	0.00
2006/11/26	23:27:00	106.2	105.3	102.1	92.2	89.7	98.3	105.3	-11.2	99.1	99.8	91.2	95.1	63.8	64.2	63.5	63.7	0.00	0.00	0.00
2006/11/26	23:28:00	106.2	105.3	102.1	92.2	89.7	98.3	105.3	-14.5	99.1	99.8	91.2	95.1	64.1	64.3	63.4	63.6	0.00	0.00	0.00
2006/11/26	23:29:00	106.2	105.3	102.1	92.3	89.7	98.4	105.3	-14.5	99.3	99.9	91.2	95.1	63.8	64.4	63.7	64.0	0.00	0.00	0.00
2006/11/26	23:30:00	106.2	105.3	102.1	92.3	90.1	98.4	105.3	-15.1	99.3	99.9	91.3	95.1	63.9	64.3	63.6	63.8	0.00	0.00	0.00
2006/11/26	23:31:00	106.2	105.3	102.0	92.1	89.7	98.3	105.1	-14.8	99.1	99.8	91.2	95.1	64.1	64.4	63.7	63.6	0.00	0.00	0.00
2006/11/26	23:32:00	106.1	105.3	102.0	92.2	89.8	98.3	105.1	-14.7	99.1	99.7	91.2	95.1	64.1	64.6	63.7	63.6	0.00	0.00	0.00
2006/11/26	23:33:00	106.1	105.1	102.0	92.2	89.6	98.2	105.1	-14.5	99.1	99.7	91.2	94.9	63.8	64.4	63.7	63.8	0.00	0.00	0.00
2006/11/26	23:34:00	106.1	105.1	102.0	92.2	89.8	98.2	105.1	-14.3	99.3	99.7	91.2	94.9	63.7	64.4	63.6	63.8	0.00	0.00	0.00
2006/11/26	23:35:00	106.1	105.1	102.0	92.1	90.1	98.2	105.1	-14.9	99.1	99.7	91.2	94.9	63.9	64.4	63.7	63.7	0.00	0.00	0.00
2006/11/26	23:36:00	106.0	105.1	102.0	92.1	89.6	98.1	105.1	-15.7	99.3	99.7	91.1	94.9	63.6	64.4	63.6	63.8	0.00	0.00	0.00
2006/11/26	23:37:00	106.0	105.1	101.8	92.1	89.8	98.1	105.1	-15.8	99.1	99.7	91.2	94.9	63.7	64.2	63.6	63.7	0.00	0.00	0.00
2006/11/26	23:38:00	106.0	105.1	101.8	92.2	89.7	98.1	105.1	-15.8	99.1	99.7	91.1	94.8	63.9	64.2	63.4	63.7	0.00	0.00	0.00
2006/11/26	23:39:00	106.0	105.1	102.0	92.1	89.9	98.1	105.1	-12.3	99.1	99.7	91.1	94.8	64.1	64.3	63.4	63.7	0.00	0.00	0.00
2006/11/26	23:40:00	106.0	105.1	102.0	92.2	89.7	98.1	105.1	-16.3	99.1	99.7	91.1	94.8	63.6	64.4	63.6	63.7	0.00	0.00	0.00
2006/11/26	23:41:00	106.0	105.1	101.8	92.2	89.7	98.1	105.1	-11.3	99.1	99.7	91.1	94.8	63.3	64.3	63.5	63.7	0.00	0.00	0.00
2006/11/26	23:42:00	106.0	105.1	101.8	92.2	89.7	98.2	105.1	-16.7	99.1	99.8	91.1	94.8	63.7	64.3	63.6	63.8	-0.10	0.00	0.00
2006/11/26	23:43:00	106.0	105.1	102.0	92.2	89.7	98.2	105.1	-16.7	99.1	99.8	91.1	94.8	63.6	64.4	63.7	63.9	0.00	0.00	0.00

Test Report TR63001-07N

Heat Decay Run

Date	Time	TC1	TC2	TC3	TC4	TC5	TC6	TC7	TC8	TC9	TC10	TC11	TC12	TC13	TC14	TC15	TC16	VDC	Amps	Watts
2006/11/26	23:44:00	106.0	105.1	101.8	92.2	89.7	98.2	105.1	-17.5	99.3	99.8	91.1	94.8	63.4	64.0	63.6	63.6	0.00	0.00	0.00
2006/11/26	23:45:00	105.8	105.1	101.8	92.2	89.9	98.2	105.1	-17.1	99.3	99.8	91.0	94.8	63.8	64.1	63.7	63.7	0.00	0.00	0.00
2006/11/26	23:46:00	105.8	105.1	101.8	92.2	89.6	98.1	105.1	-16.9	99.1	99.8	91.0	94.8	63.6	64.0	63.5	63.7	0.00	0.00	0.00
2006/11/26	23:47:00	105.8	105.1	101.8	92.2	89.6	98.1	105.1	-16.6	99.1	99.8	91.1	94.8	63.5	64.1	63.5	63.6	0.00	0.00	0.00
2006/11/26	23:48:00	105.8	104.9	101.8	92.1	89.7	98.1	105.1	-16.5	99.1	99.7	91.0	94.7	63.5	64.1	63.5	63.5	0.00	-0.01	0.00
2006/11/26	23:49:00	105.8	104.9	101.8	92.1	89.6	98.1	104.9	-16.7	99.1	99.7	90.8	94.7	63.2	64.1	63.4	63.6	0.00	-0.01	0.00
2006/11/26	23:50:00	105.8	104.9	101.8	92.0	89.6	98.1	104.9	-17.3	99.1	99.7	90.8	94.7	63.5	64.2	63.5	63.7	0.00	0.00	0.00
2006/11/26	23:51:00	105.6	104.9	101.6	92.0	89.6	98.1	104.9	-18.3	99.1	99.6	90.8	94.6	63.5	64.1	63.6	63.7	0.00	0.00	0.00
2006/11/26	23:52:00	105.6	104.9	101.6	92.0	89.6	98.1	104.9	-18.0	99.1	99.6	90.8	94.6	63.7	64.2	63.5	63.7	0.00	0.00	0.00
2006/11/26	23:53:00	105.8	104.9	101.8	92.1	89.7	98.1	105.1	-17.9	99.0	99.7	91.0	94.7	63.4	64.0	63.4	63.7	0.00	0.00	0.00
2006/11/26	23:54:00	105.6	104.9	101.8	92.1	89.6	98.1	105.1	-18.8	99.1	99.7	91.0	94.7	63.4	64.0	63.3	63.6	0.00	0.00	0.00
2006/11/26	23:55:00	105.6	104.9	101.8	92.1	89.6	98.1	105.1	-18.8	99.1	99.7	90.8	94.6	63.1	64.1	63.2	63.7	0.00	0.00	0.00
2006/11/26	23:56:00	105.6	104.9	101.8	92.1	89.6	98.1	105.1	-18.5	99.1	99.7	90.8	94.6	63.2	63.8	63.3	63.5	0.00	0.00	0.00
2006/11/26	23:57:00	105.6	104.9	101.6	92.0	89.6	98.1	105.1	-18.9	99.0	99.7	90.8	94.6	63.7	63.8	63.4	63.5	0.00	-0.01	0.00
2006/11/26	23:58:00	105.6	104.9	101.6	92.1	89.6	98.1	105.1	-18.6	99.1	99.7	90.8	94.6	63.9	64.1	63.5	63.7	-0.10	0.00	0.00
2006/11/26	23:59:00	105.6	104.9	101.6	92.0	89.6	98.1	105.1	-18.8	99.0	99.6	90.8	94.6	63.3	64.2	63.2	63.7	0.00	0.00	0.00
2006/11/27	00:00:00	105.6	104.9	101.6	92.1	89.9	98.1	100.1	-21.5	99.1	99.6	90.8	94.6	63.5	64.1	63.5	63.7	-0.10	0.00	0.00
2006/11/27	00:01:00	105.6	104.9	101.6	92.2	89.9	98.1	105.1	-23.3	99.1	99.8	90.8	94.6	63.7	64.1	63.5	63.7	-0.10	0.00	0.00
2006/11/27	00:02:00	105.6	104.9	101.6	92.1	89.7	98.1	105.1	-22.9	99.1	99.7	90.8	94.7	63.5	64.0	63.4	63.8	0.00	0.00	0.00
2006/11/27	00:03:00	105.6	104.8	101.6	92.1	89.7	98.1	105.1	-23.7	99.1	99.7	90.8	94.7	63.4	64.0	63.5	63.7	0.00	0.00	0.00
2006/11/27	00:04:00	105.6	104.8	101.6	92.1	89.7	98.1	105.1	-24.5	99.1	99.7	90.8	94.7	63.5	64.1	63.5	63.7	0.00	0.00	0.00
2006/11/27	00:05:00	105.6	104.8	101.6	92.1	89.7	98.1	105.1	-24.1	99.0	99.7	90.8	94.7	63.4	64.2	63.0	63.7	0.00	0.00	0.00
2006/11/27	00:06:00	105.6	104.8	101.6	92.1	89.7	98.1	105.1	-23.3	99.0	99.7	90.8	94.7	63.6	64.0	63.2	63.6	-0.10	-0.01	0.00
2006/11/27	00:07:00	105.6	104.8	101.6	92.0	89.6	98.1	104.9	-22.5	99.1	99.6	90.8	94.6	63.6	64.4	63.5	63.8	0.00	-0.01	0.00
2006/11/27	00:08:00	105.6	104.8	101.6	92.0	89.6	98.1	104.8	-21.6	99.0	99.6	90.7	94.5	63.9	64.3	63.6	63.5	-0.10	-0.01	0.00
2006/11/27	00:09:00	105.5	104.8	101.6	92.0	89.6	98.1	104.8	-23.4	99.0	99.6	90.7	94.6	63.5	64.3	63.5	63.7	0.00	-0.01	0.00
2006/11/27	00:10:00	105.5	104.8	101.6	92.0	89.6	97.9	104.8	-23.9	99.1	99.6	90.8	94.6	63.4	64.1	63.5	63.7	0.00	0.00	0.00
2006/11/27	00:11:00	105.5	104.8	101.6	92.0	89.6	97.9	104.8	-24.6	98.8	99.5	90.8	94.6	63.3	64.0	63.5	63.7	-0.10	0.00	0.00
2006/11/27	00:12:00	105.5	104.6	101.4	91.9	89.6	97.8	104.8	-22.7	99.0	99.5	90.7	94.5	63.3	63.9	63.3	63.6	0.00	-0.01	0.00
2006/11/27	00:13:00	105.5	104.6	101.4	92.0	89.6	97.8	104.8	-23.6	99.0	99.5	90.7	94.6	63.2	64.2	63.3	63.5	0.00	-0.01	0.00
2006/11/27	00:14:00	105.5	104.8	101.4	92.0	89.6	97.9	104.8	-24.4	99.0	99.5	90.7	94.5	63.4	63.9	63.3	63.4	0.00	-0.01	0.00
2006/11/27	00:15:00	105.3	104.6	101.4	91.9	89.6	97.8	104.8	-23.7	99.0	99.5	90.7	94.5	63.4	63.9	63.3	63.4	0.00	-0.01	0.00
2006/11/27	00:16:00	105.5	104.8	101.6	92.0	89.7	98.1	104.8	-24.5	99.1	99.6	90.7	94.5	63.5	64.0	63.5	63.7	0.00	0.00	0.00
2006/11/27	00:17:00	105.5	104.6	101.6	92.0	89.7	97.8	104.8	-19.7	99.0	99.6	90.8	94.6	63.2	64.1	63.5	63.8	-0.10	0.00	0.00
2006/11/27	00:18:00	105.3	104.6	101.6	92.1	89.7	98.1	104.8	-24.7	99.1	99.6	90.8	94.6	63.4	64.1	63.5	63.7	-0.10	0.00	0.00
2006/11/27	00:19:00	105.5	104.8	101.6	92.1	89.7	98.1	104.9	-11.2	99.1	99.7	90.7	94.5	63.5	64.1	63.5	63.7	-0.10	-0.01	0.00
2006/11/27	00:20:00	105.3	104.6	101.4	92.0	89.7	98.1	104.8	-17.3	99.0	99.6	90.7	94.5	63.4	64.2	63.4	63.7	-0.10	-0.01	0.00
2006/11/27	00:21:00	105.3	104.6	101.4	92.0	89.7	97.8	104.8	-26.1	99.1	99.6	90.7	94.5	63.0	64.2	63.4	63.8	-0.10	0.00	0.00
2006/11/27	00:22:00	105.3	104.6	101.3	91.9	89.6	97.8	104.8	-24.7	99.0	99.5	90.7	94.5	63.2	63.9	63.3	63.6	-0.10	0.00	0.00
2006/11/27	00:23:00	105.3	104.6	101.1	91.9	89.7	97.8	104.8	-26.6	98.8	99.3	90.7	94.5	63.3	63.9	63.3	63.7	-0.10	0.00	0.00
2006/11/27	00:24:00	105.3	104.6	101.3	91.9	89.6	97.8	104.6	-26.3	98.6	99.3	90.7	94.5	63.7	64.0	63.5	63.7	0.00	0.00	0.00
2006/11/27	00:25:00	105.3	104.6	101.3	91.9	89.7	97.8	104.6	-26.3	98.8	99.5	90.6	94.5	63.6	64.2	63.6	63.7	0.00	0.00	0.00
2006/11/27	00:26:00	105.3	104.6	101.3	91.9	89.4	97.8	104.6	-26.3	98.8	99.5	90.6	94.5	63.3	63.9	63.5	63.7	0.00	0.00	0.00
2006/11/27	00:27:00	105.1	104.4	101.2	91.9	89.6	97.7	104.6	-21.7	98.8	99.5	90.7	94.5	63.3	63.9	63.4	63.7	0.00	0.00	0.00
2006/11/27	00:28:00	105.1	104.4	101.2	91.8	89.6	97.7	104.6	-22.1	98.6	99.5	90.7	94.5	63.4	64.0	63.4	63.7	0.00	0.00	0.00
2006/11/27	00:29:00	105.3	104.4	101.2	91.8	89.6	97.7	104.6	-23.1	98.6	99.3	90.6	94.4	63.3	63.8	63.4	63.6	0.00	0.00	0.00
2006/11/27	00:30:00	105.1	104.4	101.2	91.8	89.3	97.6	104.6	-22.9	98.8	99.3	90.5	94.4	62.6	63.9	63.2	63.6	0.00	0.00	0.00
2006/11/27	00:31:00	105.1	104.3	101.2	91.8	89.4	97.6	104.6	-22.3	98.8	99.3	90.5	94.3	62.6	64.0	63.2	63.7	0.00	0.00	0.00
2006/11/27	00:32:00	105.1	104.4	101.2	91.8	89.4	97.7	104.6	-22.6	98.8	99.5	90.5	94.3	63.5	63.8	63.3	63.7	0.00	0.00	0.00
2006/11/27	00:33:00	105.1	104.4	101.2	91.8	89.6	97.5	104.6	-23.5	98.8	99.5	90.5	94.3	63.5	64.0	63.3	63.6	0.00	0.00	0.00
2006/11/27	00:34:00	105.1	104.3	101.2	91.8	89.6	97.6	104.6	-23.4	98.8	99.3	90.6	94.4	63.3	64.1	63.4	63.9	0.00	0.00	0.00
2006/11/27	00:35:00	105.1	104.3	101.1	91.8	89.4	97.6	104.6	-24.3	98.6	99.3	90.6	94.4	63.5	64.2	63.3	63.9	0.00	0.00	0.00
2006/11/27	00:36:00	105.1	104.3	101.2	91.9	89.6	97.7	104.6	-23.6	98.8	99.3	90.5	94.3	63.5	64.2	63.4	63.7	0.00	0.00	0.00
2006/11/27	00:37:00	105.1	104.3	101.2	91.8	89.4	97.3	104.6	-21.3	98.8	99.3	90.5	94.3	63.0	63.9	63.3	63.6	0.00	0.00	0.00
2006/11/27	00:38:00	105.1	104.3	101.1	91.8	89.4	97.5	104.6	-23.5	98.8	99.3	90.5	94.3	63.1	63.6	63.2	63.5	0.00	0.00	0.00
2006/11/27	00:39:00	104.9	104.2	101.1	91.7	89.6	97.6	104.3	-23.6	98.6	99.3	90.5	94.3	63.3	63.7	63.3	63.5	0.00	0.00	0.00
2006/11/27	00:40:00	104.9	104.2	101.1	91.7	89.6	97.6	104.3	-23.7	98.6	99.3	90.5	94.3	63.2	63.8	63.2	63.5	0.00	0.00	0.00
2006/11/27	00:41:00	104.9	104.2	101.1	91.6	89.4	97.6	104.3	-23.5	98.6	99.3	90.5	94.3	63.3	63.9	63.3	63.5	0.00	0.00	0.00

Test Report TR63001-07N

Appendix C

Heat Decay Run

Radioactive Material Transport Packaging System Safety Analysis Report
for Model AOS-025, AOS-050, and AOS-100 Transport Packages, Rev. G, July 27, 2012 (Docket No. 71-9316) 3-745

Date	Time	TC1	TC2	TC3	TC4	TC5	TC6	TC7	TC8	TC9	TC10	TC11	TC12	TC13	TC14	TC15	TC16	VDC	Amps	Watts
2006/11/27	00:42:00	104.9	104.1	100.9	91.6	89.4	97.5	104.3	-24.1	98.6	99.3	90.3	94.3	63.2	64.0	63.3	63.8	0.00	0.00	0.00
2006/11/27	00:43:00	104.9	104.1	101.1	91.7	89.4	97.4	104.3	-22.9	98.4	99.1	90.5	94.3	63.3	63.9	63.4	63.7	0.00	0.00	0.00
2006/11/27	00:44:00	104.9	104.1	100.9	91.6	89.4	97.5	104.3	-23.5	98.6	99.1	90.3	94.3	63.1	63.9	63.2	63.6	0.00	0.00	0.00
2006/11/27	00:45:00	104.9	104.1	101.1	91.7	89.3	97.6	104.3	-23.4	98.6	99.3	90.3	94.3	63.5	64.1	63.3	63.6	0.00	0.00	0.00
2006/11/27	00:46:00	104.9	104.1	100.9	91.6	89.2	97.4	104.3	-23.4	98.6	99.1	90.5	94.3	63.2	63.8	63.2	63.5	0.00	0.00	0.00
2006/11/27	00:47:00	104.8	104.1	100.9	91.5	89.3	97.4	104.2	-10.3	98.4	99.1	90.3	94.2	63.4	63.8	63.3	63.5	0.00	0.00	0.00
2006/11/27	00:48:00	104.8	104.0	100.8	91.6	89.3	97.3	104.2	-24.2	98.3	99.1	90.3	94.2	63.2	63.9	63.4	63.7	0.00	0.00	0.00
2006/11/27	00:49:00	104.9	104.1	100.9	91.6	89.2	97.4	104.2	-24.6	98.4	99.1	90.3	94.1	63.5	64.1	63.4	63.8	0.00	0.00	0.00
2006/11/27	00:50:00	104.9	104.1	100.9	91.6	89.3	97.3	104.2	-24.6	98.4	99.1	90.3	94.2	63.1	64.0	63.0	63.5	0.00	0.00	0.00
2006/11/27	00:51:00	104.9	104.1	100.9	91.6	89.4	97.3	104.2	-25.0	98.4	99.1	90.3	94.1	63.2	64.0	63.2	63.5	0.00	0.00	0.00
2006/11/27	00:52:00	104.8	104.1	100.9	91.6	89.2	97.4	104.2	-25.1	98.4	99.1	90.3	94.1	63.1	64.1	63.2	63.5	0.00	0.00	0.00
2006/11/27	00:53:00	104.8	104.0	100.8	91.6	89.4	97.4	104.2	-12.3	98.4	99.1	90.3	94.1	63.6	64.2	63.2	63.6	0.00	0.00	0.00
2006/11/27	00:54:00	104.8	104.0	100.9	91.6	89.6	97.4	104.2	-12.7	98.4	99.1	90.3	94.1	63.4	64.0	63.5	63.6	0.00	0.00	0.00
2006/11/27	00:55:00	104.8	104.0	100.8	91.6	89.3	97.4	104.2	-24.4	98.6	99.1	90.3	94.1	63.1	63.9	63.4	63.8	0.00	0.00	0.00
2006/11/27	00:56:00	104.8	104.0	100.8	91.6	89.1	97.3	104.2	-25.3	98.4	99.1	90.3	94.1	63.1	64.0	63.2	63.7	0.00	0.00	0.00
2006/11/27	00:57:00	104.8	104.0	100.8	91.6	89.4	97.3	104.2	-26.2	98.4	99.1	90.3	94.1	63.4	63.9	63.3	63.7	0.00	0.00	0.00
2006/11/27	00:58:00	104.8	103.9	100.7	91.5	89.3	97.2	104.0	-24.6	98.4	99.0	90.1	94.0	63.2	64.1	63.5	63.6	0.00	0.00	0.00
2006/11/27	00:59:00	104.6	103.8	100.6	91.5	89.1	97.0	103.9	-24.6	98.3	98.8	90.1	94.0	63.1	63.9	63.3	63.5	0.00	0.00	0.00
2006/11/27	01:00:00	104.6	103.8	100.6	91.4	89.1	97.1	104.0	-25.5	98.4	98.8	90.1	94.0	63.4	63.8	63.4	63.5	0.00	0.00	0.00
2006/11/27	01:01:00	104.6	103.8	100.7	91.5	89.0	97.1	104.0	-25.0	98.2	98.8	90.1	94.0	63.1	63.7	63.4	63.5	0.00	0.00	0.00
2006/11/27	01:02:00	104.6	103.8	100.7	91.4	89.2	97.1	103.9	-23.9	98.3	98.8	90.1	94.0	63.2	64.1	63.3	63.6	0.00	0.00	0.00
2006/11/27	01:03:00	104.6	103.8	100.7	91.4	89.0	97.2	103.9	-26.1	98.2	98.8	90.1	94.0	63.2	64.1	63.3	63.6	0.00	0.00	0.00
2006/11/27	01:04:00	104.6	103.8	100.7	91.4	89.0	97.1	103.9	-26.6	98.1	98.8	90.1	94.0	63.6	64.1	63.5	63.7	0.00	0.00	0.00
2006/11/27	01:05:00	104.6	103.7	100.7	91.4	89.2	97.2	103.9	-25.8	98.2	98.8	90.1	93.9	63.5	64.2	63.4	63.6	0.00	0.00	0.00
2006/11/27	01:06:00	104.6	103.8	100.8	91.5	89.0	97.2	103.9	-25.8	98.2	98.8	90.3	94.0	63.9	64.3	63.5	63.7	0.00	0.00	0.00
2006/11/27	01:07:00	104.6	103.7	100.7	91.4	88.9	97.1	103.9	-24.2	98.2	98.8	90.3	94.0	63.6	64.1	63.3	63.6	0.00	0.00	0.00
2006/11/27	01:08:00	104.6	103.7	100.6	91.3	88.9	97.1	103.8	-24.8	98.1	98.8	90.3	93.9	63.6	64.1	63.3	63.5	0.00	0.00	0.00
2006/11/27	01:09:00	104.4	103.7	100.6	91.3	88.8	97.0	103.8	-26.1	98.1	98.8	90.1	93.9	63.5	64.1	63.5	63.8	0.00	0.00	0.00
2006/11/27	01:10:00	104.4	103.7	100.6	91.3	88.8	97.1	103.8	-26.3	98.1	98.6	90.1	93.8	63.7	63.6	63.5	63.5	0.00	0.00	0.00
2006/11/27	01:11:00	104.4	103.7	100.6	91.4	89.0	97.0	103.8	-24.2	98.1	98.8	90.1	93.8	63.7	63.5	63.4	63.3	0.00	0.00	0.00
2006/11/27	01:12:00	104.4	103.8	100.7	91.4	89.3	97.2	103.9	-24.8	98.2	98.8	90.1	93.9	63.8	64.3	63.6	63.4	0.00	0.00	0.00
2006/11/27	01:13:00	104.4	103.8	100.7	91.4	89.1	97.2	103.9	-24.5	98.2	98.8	90.1	94.0	63.5	64.2	63.5	63.7	0.00	0.00	0.00
2006/11/27	01:14:00	104.4	103.8	100.7	91.5	89.3	97.2	103.9	-24.4	98.2	98.8	90.1	93.9	63.8	64.4	63.4	63.7	0.00	0.00	0.00
2006/11/27	01:15:00	104.4	103.8	100.7	91.5	89.6	97.2	104.0	-25.8	98.2	98.8	90.3	94.0	64.1	64.6	63.7	63.7	0.00	0.00	0.00
2006/11/27	01:16:00	104.4	103.8	100.7	91.5	89.3	97.3	104.0	-25.0	98.2	98.8	90.3	94.0	63.5	64.6	63.5	63.5	0.00	0.00	0.00
2006/11/27	01:17:00	104.4	103.8	100.7	91.5	89.1	97.2	104.0	-25.3	98.3	98.8	90.1	93.9	63.4	64.3	63.6	63.6	0.00	0.00	0.00
2006/11/27	01:18:00	104.4	103.8	100.6	91.5	89.2	97.0	104.0	-25.8	98.2	98.8	90.3	94.0	63.5	64.2	63.6	63.8	0.00	0.00	0.00
2006/11/27	01:19:00	104.3	103.7	100.6	91.5	89.1	97.1	104.0	-25.6	98.2	98.8	90.1	93.9	63.5	64.3	63.6	63.8	0.00	0.00	0.00
2006/11/27	01:20:00	104.3	103.7	100.7	91.5	89.1	97.2	104.0	-25.6	98.3	98.8	90.1	93.9	63.3	63.9	63.6	63.9	0.00	0.00	0.00
2006/11/27	01:21:00	104.3	103.7	100.6	91.6	89.1	97.2	104.0	-25.8	98.2	98.8	90.1	94.0	63.2	64.0	63.7	63.9	0.00	0.00	0.00
2006/11/27	01:22:00	104.3	103.7	100.6	91.6	89.3	97.2	104.0	-25.8	98.2	98.8	90.1	94.0	63.6	64.3	63.8	64.1	0.00	0.00	0.00
2006/11/27	01:23:00	104.3	103.7	100.6	91.6	89.2	97.2	104.0	-26.1	98.3	98.8	90.1	93.9	63.5	64.6	63.7	64.0	0.00	-0.01	0.00
2006/11/27	01:24:00	104.3	103.7	100.6	91.5	89.4	97.2	103.9	-25.8	98.3	98.8	90.1	93.9	63.5	64.4	63.7	63.9	-0.10	0.00	0.00
2006/11/27	01:25:00	104.3	103.7	100.6	91.5	89.3	97.2	103.9	-25.4	98.3	98.8	89.9	93.8	63.7	64.0	63.7	63.9	-0.10	-0.01	0.00
2006/11/27	01:26:00	104.3	103.7	100.6	91.6	89.2	97.3	103.9	-24.8	98.2	98.8	89.9	93.8	63.4	64.0	63.7	63.8	-0.10	-0.01	0.00
2006/11/27	01:27:00	104.3	103.7	100.5	91.6	89.2	97.3	103.9	-25.8	98.1	98.8	90.1	93.8	63.7	64.2	63.7	63.8	-0.10	-0.01	0.00
2006/11/27	01:28:00	104.3	103.7	100.6	91.6	89.3	97.2	104.0	-24.6	98.2	98.8	90.1	93.8	63.8	64.4	63.7	63.9	-0.10	-0.01	0.00
2006/11/27	01:29:00	104.3	103.6	100.5	91.5	89.4	97.2	103.9	-24.3	98.2	98.6	90.1	93.9	64.2	64.4	63.6	63.8	-0.10	-0.01	0.00
2006/11/27	01:30:00	104.2	103.6	100.5	91.6	89.0	97.2	103.9	-24.3	98.2	98.6	90.1	93.9	64.8	64.6	63.8	63.9	-0.10	-0.01	0.00
2006/11/27	01:31:00	104.3	103.6	100.5	91.5	89.1	97.0	103.9	-23.8	98.1	98.6	89.9	93.7	64.3	64.6	63.6	64.0	-0.10	-0.01	0.00
2006/11/27	01:32:00	104.3	103.6	100.5	91.5	89.1	97.2	103.9	-24.7	98.1	98.6	90.1	93.8	64.8	64.4	63.8	63.8	-0.10	-0.01	0.00
2006/11/27	01:33:00	104.3	103.6	100.5	91.5	89.0	97.3	103.9	-24.1	98.1	98.6	89.9	93.8	64.2	64.8	63.9	63.8	-0.10	-0.01	0.00
2006/11/27	01:34:00	104.2	103.6	100.5	91.5	89.1	97.2	103.8	-17.7	98.1	98.6	89.8	93.8	63.9	64.2	63.8	64.0	-0.10	-0.01	0.00
2006/11/27	01:35:00	104.3	103.6	100.5	91.5	89.1	97.1	103.8	-20.3	98.1	98.6	90.1	93.8	63.9	63.9	63.8	63.7	-0.10	-0.01	0.00
2006/11/27	01:36:00	104.3	103.6	100.4	91.5	89.2	97.2	103.8	-19.8	98.2	98.6	89.9	93.8	63.9	64.4	63.8	63.8	-0.10	-0.01	0.00
2006/11/27	01:37:00	104.2	103.5	100.4	91.5	89.1	97.2	103.8	-14.5	98.1	98.6	89.9	93.7	64.0	64.4	63.8	63.9	-0.10	-0.01	0.00
2006/11/27	01:38:00	104.2	103.4	100.3	91.4	89.0	97.1	103.7	-23.5	98.1	98.6	89.8	93.7	63.8	64.6	63.7	63.8	-0.10	-0.01	0.00
2006/11/27	01:39:00	104.1	103.4	100.3	91.3	89.0	97.0	103.6	-23.5	98.1	98.6	89.7	93.6	63.7	64.4	63.7	63.8	-0.10	-0.01	

Heat Decay Run

3-746
for Model AOS-025, AOS-050, and AOS-100 Transport Packages, Rev. G, July 27, 2012 (Docket No. 71-9316)

Date	Time	TC1	TC2	TC3	TC4	TC5	TC6	TC7	TC8	TC9	TC10	TC11	TC12	TC13	TC14	TC15	TC16	VDC	Amps	Watts
2006/11/27	01:40:00	104.1	103.4	100.3	91.3	89.0	97.0	103.6	-23.4	97.9	98.6	89.7	93.6	63.5	63.9	63.5	63.6	-0.10	-0.01	0.00
2006/11/27	01:41:00	104.1	103.4	100.3	91.3	89.0	97.0	103.6	-23.5	98.1	98.6	89.7	93.6	63.8	64.0	63.5	63.7	-0.10	-0.01	0.00
2006/11/27	01:42:00	104.1	103.4	100.3	91.4	89.1	97.1	103.7	-23.5	98.1	98.6	89.8	93.6	64.2	64.4	63.6	63.7	-0.10	-0.01	0.00
2006/11/27	01:43:00	104.1	103.3	100.2	91.3	88.9	96.9	103.6	-24.6	98.1	98.6	89.7	93.6	63.6	64.2	63.6	63.9	-0.10	-0.01	0.00
2006/11/27	01:44:00	104.0	103.3	100.2	91.3	88.9	96.9	103.5	-12.9	98.1	98.4	89.7	93.6	63.1	64.1	63.4	63.7	-0.10	-0.01	0.00
2006/11/27	01:45:00	104.0	103.2	100.2	91.2	89.1	96.8	103.5	-12.1	97.9	98.4	89.7	93.6	64.0	64.2	63.5	63.7	-0.10	-0.01	0.00
2006/11/27	01:46:00	104.1	103.3	100.2	91.2	88.9	96.9	103.5	-24.6	97.9	98.6	89.7	93.6	64.2	64.2	63.7	63.8	-0.10	-0.01	0.00
2006/11/27	01:47:00	103.9	103.2	100.1	91.1	88.9	96.8	103.4	-24.1	97.8	98.4	89.6	93.5	64.3	64.3	63.7	63.8	-0.10	-0.01	0.00
2006/11/27	01:48:00	103.9	103.2	100.0	91.1	88.8	96.8	103.4	-22.7	97.8	98.3	89.6	93.5	63.8	64.2	63.6	63.7	-0.10	-0.01	0.00
2006/11/27	01:49:00	104.0	103.2	100.1	91.1	88.9	96.8	103.4	-23.8	97.9	98.4	89.6	93.3	63.9	64.3	63.5	64.0	-0.10	-0.01	0.00
2006/11/27	01:50:00	103.9	103.2	100.1	91.1	88.8	96.9	103.4	-21.1	97.7	98.4	89.6	93.5	64.2	64.2	63.7	63.7	-0.10	-0.01	0.00
2006/11/27	01:51:00	103.9	103.1	100.1	91.1	88.9	96.9	103.4	-24.1	97.7	98.4	89.6	93.5	63.8	64.2	63.7	63.8	-0.10	-0.01	0.00
2006/11/27	01:52:00	103.9	103.1	100.1	91.0	88.9	96.8	103.3	-24.2	97.7	98.4	89.6	93.3	63.7	64.3	63.7	63.7	-0.10	0.00	0.00
2006/11/27	01:53:00	103.9	103.1	100.1	91.1	88.7	96.8	103.3	-23.9	97.9	98.3	89.4	93.3	63.7	64.0	63.4	63.8	-0.10	-0.01	0.00
2006/11/27	01:54:00	103.8	103.1	100.1	91.1	88.9	96.8	103.3	-24.3	97.8	98.3	89.6	93.3	63.8	64.0	63.3	63.7	-0.10	-0.01	0.00
2006/11/27	01:55:00	103.9	103.1	100.1	91.2	88.9	96.8	103.4	-24.3	97.8	98.4	89.6	93.3	64.0	64.1	63.5	63.7	-0.10	-0.01	0.00
2006/11/27	01:56:00	103.8	103.1	100.1	91.0	88.7	96.9	103.3	-16.3	97.7	98.3	89.6	93.3	64.4	64.4	63.7	63.7	-0.10	-0.01	0.00
2006/11/27	01:57:00	103.7	103.0	99.9	90.8	88.6	96.6	103.2	-16.1	97.6	98.2	89.6	93.3	64.0	63.9	63.3	63.6	-0.10	-0.01	0.00
2006/11/27	01:58:00	103.8	103.0	99.8	91.0	88.8	96.5	103.2	-22.3	97.5	98.1	89.6	93.3	63.7	63.9	63.2	63.6	-0.10	-0.01	0.00
2006/11/27	01:59:00	103.7	103.0	99.9	90.8	88.9	96.6	103.1	-25.8	97.5	98.1	89.6	93.3	63.9	63.9	63.4	63.6	-0.10	-0.01	0.00
2006/11/27	02:00:00	103.7	103.0	100.0	90.8	88.9	96.6	103.1	-25.4	97.5	98.1	89.6	93.3	63.9	64.2	63.5	63.8	-0.10	-0.01	0.00
2006/11/27	02:01:00	103.8	103.0	100.0	91.0	88.8	96.8	103.2	-25.5	97.7	98.2	89.6	93.3	63.5	64.3	63.6	63.8	-0.10	-0.01	0.00
2006/11/27	02:02:00	103.8	103.0	100.0	91.1	88.8	96.7	103.3	-25.8	97.7	98.3	89.6	93.3	63.4	64.0	63.4	63.7	-0.10	-0.01	0.00
2006/11/27	02:03:00	103.7	102.9	100.0	91.0	88.7	96.7	103.2	-26.3	97.8	98.2	89.4	93.3	64.2	64.1	63.6	63.7	-0.10	-0.01	0.00
2006/11/27	02:04:00	103.7	102.9	99.9	90.8	88.8	96.7	103.2	-25.5	97.6	98.2	89.4	93.3	63.5	64.3	63.7	63.8	-0.10	-0.01	0.00
2006/11/27	02:05:00	103.7	102.9	100.0	90.8	88.7	96.5	103.2	-26.6	97.6	98.1	89.4	93.3	63.4	64.0	63.7	63.7	-0.10	-0.01	0.00
2006/11/27	02:06:00	103.7	102.9	99.9	90.8	88.6	96.5	103.1	-22.8	97.5	98.2	89.4	93.1	63.6	63.9	63.4	63.6	-0.10	-0.01	0.00
2006/11/27	02:07:00	103.6	102.9	99.8	90.8	88.6	96.5	103.0	-26.6	97.7	98.1	89.3	93.1	63.7	64.2	63.6	63.7	-0.10	-0.01	0.00
2006/11/27	02:08:00	103.6	102.8	99.8	90.8	88.5	96.5	103.0	-27.1	97.5	98.1	89.3	93.1	63.7	64.1	63.6	63.7	-0.10	-0.01	0.00
2006/11/27	02:09:00	103.5	102.8	99.8	90.8	88.5	96.3	103.0	-27.2	97.5	98.1	89.4	93.1	64.1	64.0	63.5	63.6	-0.10	-0.01	0.00
2006/11/27	02:10:00	103.6	102.8	99.8	90.8	88.6	96.5	103.0	-26.8	97.6	98.1	89.4	93.1	63.6	64.2	63.5	63.7	-0.10	0.00	0.00
2006/11/27	02:11:00	103.6	102.8	99.8	90.8	88.6	96.5	103.0	-27.6	97.6	98.1	89.3	93.1	63.4	64.2	63.5	63.7	-0.10	-0.01	0.00
2006/11/27	02:12:00	103.5	102.8	99.8	90.8	88.7	96.5	102.9	-26.0	97.5	98.1	89.3	93.1	63.6	63.9	63.6	63.6	-0.10	-0.01	0.00
2006/11/27	02:13:00	103.6	102.8	99.8	90.8	88.7	96.5	103.0	-15.5	97.5	98.1	89.3	93.1	63.6	64.3	63.7	63.8	-0.10	-0.01	0.00
2006/11/27	02:14:00	103.5	102.7	99.7	90.8	88.7	96.5	102.9	-29.8	97.5	98.1	89.3	93.1	63.6	64.4	63.7	63.7	-0.10	-0.01	0.00
2006/11/27	02:15:00	103.6	102.8	99.8	90.8	88.5	96.3	102.9	-25.8	97.6	98.1	89.3	93.1	63.6	64.3	63.6	63.8	-0.10	-0.01	0.00
2006/11/27	02:16:00	103.5	102.7	99.7	90.8	88.5	96.3	102.8	-16.3	97.4	98.1	89.4	93.1	63.5	64.2	63.5	63.8	-0.10	-0.01	0.00
2006/11/27	02:17:00	103.5	102.7	99.7	90.8	88.7	96.3	102.9	-16.5	97.4	97.9	89.4	93.1	63.6	64.1	63.4	63.8	-0.10	-0.01	0.00
2006/11/27	02:18:00	103.5	102.7	99.7	90.8	88.5	96.3	102.9	-16.9	97.4	98.1	89.4	93.1	64.0	64.2	63.5	63.7	-0.10	0.00	0.00
2006/11/27	02:19:00	103.5	102.7	99.7	90.8	88.6	96.3	102.9	-16.3	97.4	98.1	89.3	93.1	63.6	63.8	63.5	63.7	-0.10	-0.01	0.00
2006/11/27	02:20:00	103.4	102.7	99.6	90.7	88.5	96.3	102.9	-16.5	97.3	97.9	89.4	93.1	63.4	63.9	63.6	63.7	-0.10	-0.01	0.00
2006/11/27	02:21:00	103.4	102.7	99.7	90.7	88.4	96.1	102.8	-16.5	97.4	97.9	89.3	93.1	63.6	64.1	63.4	63.8	-0.10	-0.01	0.00
2006/11/27	02:22:00	103.4	102.7	99.6	90.8	88.4	96.3	102.9	-13.9	97.3	98.1	89.3	93.1	63.6	64.1	63.3	63.8	-0.10	-0.01	0.00
2006/11/27	02:23:00	103.3	102.6	99.6	90.7	88.5	96.3	102.8	-17.1	97.3	97.9	89.3	93.1	63.5	64.1	63.6	63.6	-0.10	-0.01	0.00
2006/11/27	02:24:00	103.3	102.6	99.6	90.7	88.4	96.1	102.7	-16.7	97.2	97.8	89.2	93.1	63.0	63.9	63.5	63.7	-0.10	-0.01	0.00
2006/11/27	02:25:00	103.3	102.6	99.6	90.7	88.4	96.3	102.8	-16.5	97.3	97.8	89.3	93.1	63.4	63.9	63.4	63.6	-0.10	-0.01	0.00
2006/11/27	02:26:00	103.3	102.6	99.5	90.6	88.5	96.1	102.7	-11.3	97.3	97.8	89.2	93.0	63.5	64.0	63.5	63.6	-0.10	-0.01	0.00
2006/11/27	02:27:00	103.3	102.6	99.5	90.6	88.4	96.1	102.7	-12.8	97.3	97.8	89.2	93.0	63.8	64.0	63.5	63.5	-0.10	-0.01	0.00
2006/11/27	02:28:00	103.3	102.6	99.5	90.6	88.4	96.3	102.7	-17.3	97.3	97.8	89.2	93.0	63.9	64.1	63.5	63.7	-0.10	-0.01	0.00
2006/11/27	02:29:00	103.2	102.5	99.5	90.6	88.5	96.1	102.6	-18.0	97.2	97.7	89.1	93.0	63.5	64.3	63.5	63.7	-0.10	-0.01	0.00
2006/11/27	02:30:00	103.2	102.5	99.5	90.6	88.5	96.1	102.6	-17.3	97.2	97.7	89.1	93.0	63.3	64.2	63.4	63.7	-0.10	-0.01	0.00
2006/11/27	02:31:00	103.3	102.6	99.5	90.7	88.4	96.1	102.7	-17.0	97.3	97.8	89.1	93.0	63.2	64.1	63.4	63.7	-0.10	-0.01	0.00
2006/11/27	02:32:00	103.2	102.6	99.3	90.7	88.6	96.1	102.7	-11.1	97.1	97.8	89.2	93.0	63.1	64.1	63.4	63.8	-0.10	-0.01	0.00
2006/11/27	02:33:00	103.2	102.6	99.5	90.6	88.5	96.1	102.7	-15.8	97.3	97.8	89.2	93.0	63.3	63.9	63.5	63.7	-0.10	-0.01	0.00
2006/11/27	02:34:00	103.2	102.6	99.5	90.6	88.6	96.1	102.7	-6.6	97.2	97.8	89.2	92.8	63.5	63.8	63.5	63.7	-0.10	-0.01	0.00
2006/11/27	02:35:00	103.2	102.3	99.3	90.6	88.4	96.1	102.5	-18.3	97.2	97.7	89.1	92.8	63.6	63.9	63.5	63.7	-0.10	-0.01	0.00
2006/11/27	02:36:00	103.1	102.3	99.3	90.5	88.1	96.1	102.5	-18.0	97.1	97.7	89.1	92.8	63.3	64.0	63.5	63.6	-0.10	-0.01	0.00
2006/11/27	02:37:00	103.1	102.3	99.3	90.5	88.2	96.0	102.5	-18.5	97.2	97.7	89.0	92.8	63.4	64.0	63.3	63.7	-0.10	-0.01	0.00

Heat Decay Run

Radioactive Material Transport Packaging System Safety Analysis Report
for Model AOS-025, AOS-050, and AOS-100 Transport Packages, Rev. G, July 27, 2012 (Docket No. 71-9316)

Date	Time	TC1	TC2	TC3	TC4	TC5	TC6	TC7	TC8	TC9	TC10	TC11	TC12	TC13	TC14	TC15	TC16	VDC	Amps	Watts
2006/11/27	02:38:00	103.1	102.5	99.3	90.6	88.4	96.1	102.5	-18.3	97.2	97.7	89.1	92.8	63.7	64.0	63.4	63.7	-0.10	-0.01	0.00
2006/11/27	02:39:00	103.0	102.3	99.3	90.5	88.2	96.0	102.3	-12.1	97.1	97.6	89.0	92.8	63.5	63.9	63.4	63.7	-0.10	-0.01	0.00
2006/11/27	02:40:00	103.1	102.3	99.3	90.3	88.4	95.8	102.3	-12.1	97.0	97.5	89.0	92.6	63.4	63.9	63.5	63.7	-0.10	-0.01	0.00
2006/11/27	02:41:00	103.0	102.3	99.1	90.3	88.2	95.8	102.3	-11.9	97.0	97.5	88.9	92.6	63.4	64.1	63.5	63.6	-0.10	-0.01	0.00
2006/11/27	02:42:00	103.0	102.3	99.1	90.3	88.1	95.8	102.3	-18.9	97.0	97.5	88.9	92.6	62.6	63.9	63.1	63.6	-0.10	-0.01	0.00
2006/11/27	02:43:00	103.0	102.3	99.1	90.3	88.1	95.6	102.3	-18.9	96.9	97.5	88.9	92.6	62.6	63.9	63.1	63.6	-0.10	-0.01	0.00
2006/11/27	02:44:00	103.0	102.3	99.1	90.3	88.0	95.6	102.3	-18.7	96.8	97.4	89.0	92.6	62.8	63.4	62.8	63.4	-0.10	-0.01	0.00
2006/11/27	02:45:00	102.9	102.1	99.1	90.3	87.8	95.6	102.3	-19.1	96.7	97.4	88.9	92.6	63.1	63.3	62.8	63.3	-0.10	-0.01	0.00
2006/11/27	02:46:00	103.0	102.1	99.1	90.3	88.0	95.8	102.3	-18.3	96.9	97.4	89.0	92.8	63.3	63.8	63.3	63.5	-0.10	-0.01	0.00
2006/11/27	02:47:00	102.9	102.3	99.0	90.3	88.1	95.8	102.3	-18.9	96.8	97.4	89.0	92.8	63.4	63.8	63.2	63.4	-0.10	-0.01	0.00
2006/11/27	02:48:00	102.9	102.1	99.1	90.3	88.2	95.8	102.3	-18.9	96.8	97.4	89.0	92.8	63.6	63.9	63.3	63.6	-0.10	-0.01	0.00
2006/11/27	02:49:00	102.9	102.1	99.1	90.3	88.1	95.6	102.3	-5.6	96.8	97.4	89.0	92.8	63.3	63.8	63.3	63.5	-0.10	0.00	0.00
2006/11/27	02:50:00	102.9	102.1	99.0	90.1	88.1	95.6	102.1	-19.1	96.6	97.3	88.9	92.6	62.8	63.7	63.2	63.4	-0.10	-0.01	0.00
2006/11/27	02:51:00	102.8	102.1	99.1	90.1	88.1	95.6	102.1	-18.8	96.6	97.2	88.9	92.6	63.2	63.8	63.2	63.4	-0.10	-0.01	0.00
2006/11/27	02:52:00	102.8	102.1	99.0	90.1	88.0	95.6	102.1	-19.3	96.6	97.2	89.0	92.6	63.2	63.7	63.2	63.5	-0.10	0.00	0.00
2006/11/27	02:53:00	102.8	102.1	99.0	90.1	87.8	95.4	102.1	-10.9	96.5	97.1	89.0	92.6	63.2	63.6	63.2	63.4	-0.10	0.00	0.00
2006/11/27	02:54:00	102.8	102.1	99.0	90.1	87.8	95.4	102.1	-15.3	96.5	97.1	88.8	92.6	63.1	63.6	63.1	63.3	-0.10	-0.01	0.00
2006/11/27	02:55:00	102.7	102.0	98.8	89.9	87.8	95.3	102.0	-13.9	96.5	97.0	88.9	92.6	63.0	63.8	63.2	63.3	-0.10	0.00	0.00
2006/11/27	02:56:00	102.7	102.0	98.8	89.9	88.0	95.3	101.8	-19.1	96.5	97.0	88.8	92.6	63.0	63.7	63.1	63.4	0.00	-0.01	0.00
2006/11/27	02:57:00	102.8	102.0	98.8	90.1	88.1	95.4	102.0	-7.6	96.6	97.1	88.8	92.6	63.5	64.0	63.3	63.6	-0.10	-0.01	0.00
2006/11/27	02:58:00	102.7	102.0	98.8	90.1	88.0	95.6	102.0	-19.3	96.5	97.1	88.9	92.6	63.3	64.1	63.3	63.6	0.00	0.00	0.00
2006/11/27	02:59:00	102.7	102.0	98.8	90.1	87.8	95.4	102.0	-13.5	96.5	97.1	88.8	92.6	63.1	63.9	63.4	63.5	0.00	0.00	0.00
2006/11/27	03:00:00	102.7	102.0	98.8	90.1	87.6	95.1	102.0	-19.3	96.5	97.0	88.9	92.6	62.4	64.0	63.1	63.4	0.00	0.00	0.00
2006/11/27	03:01:00	102.7	102.0	98.8	90.1	87.8	95.3	102.0	-11.5	96.5	97.0	88.8	92.6	63.2	64.1	63.1	63.4	-0.10	-0.01	0.00
2006/11/27	03:02:00	102.7	101.8	98.8	89.9	88.0	95.3	101.8	-17.3	96.5	96.9	88.8	92.6	63.3	64.0	63.3	63.7	-0.10	-0.01	0.00
2006/11/27	03:03:00	102.6	101.8	98.8	89.9	87.8	95.2	101.8	-19.1	96.3	96.9	88.8	92.6	63.3	64.1	63.2	63.5	-0.10	0.00	0.00
2006/11/27	03:04:00	102.6	101.8	98.8	89.9	87.6	95.3	101.8	-19.5	96.3	96.9	88.9	92.6	63.9	64.2	63.3	63.5	0.00	0.00	0.00
2006/11/27	03:05:00	102.6	101.8	98.8	89.9	87.8	95.2	101.8	-17.6	96.3	96.9	88.7	92.4	63.1	64.0	63.5	63.5	0.00	0.00	0.00
2006/11/27	03:06:00	102.6	101.8	98.8	89.9	87.6	95.2	101.8	-18.5	96.3	96.8	88.7	92.4	63.1	63.9	63.2	63.4	0.00	0.00	0.00
2006/11/27	03:07:00	102.6	101.8	98.6	89.8	87.6	95.1	101.6	-19.8	96.3	96.7	88.8	92.4	63.0	63.7	63.2	63.3	0.00	0.00	0.00
2006/11/27	03:08:00	102.5	101.8	98.6	89.7	87.6	95.1	101.6	-19.5	96.1	96.6	88.7	92.4	63.4	63.8	63.3	63.4	0.00	0.00	0.00
2006/11/27	03:09:00	102.5	101.6	98.6	89.7	87.6	95.1	101.6	-17.8	96.1	96.6	88.7	92.4	63.6	63.7	63.2	63.3	0.00	0.00	0.00
2006/11/27	03:10:00	102.5	101.8	98.6	89.8	87.6	95.1	101.6	-19.7	96.3	96.7	88.7	92.4	63.8	63.9	63.2	63.2	0.00	0.00	0.00
2006/11/27	03:11:00	102.5	101.6	98.6	89.8	87.6	95.1	101.6	-17.8	96.1	96.7	88.7	92.3	63.6	63.9	63.3	63.2	0.00	0.00	0.00
2006/11/27	03:12:00	102.5	101.8	98.6	89.8	87.6	95.2	101.6	-19.3	96.1	96.7	88.7	92.3	63.3	63.9	63.1	63.2	0.00	0.00	0.00
2006/11/27	03:13:00	102.5	101.8	98.6	89.8	87.6	95.1	101.6	-17.8	96.3	96.7	88.6	92.3	63.1	64.0	63.1	63.4	0.00	0.00	0.00
2006/11/27	03:14:00	102.5	101.6	98.6	89.7	87.3	94.9	101.6	-19.6	96.1	96.6	88.6	92.2	63.2	63.7	63.2	63.2	0.00	0.00	0.00
2006/11/27	03:15:00	102.3	101.6	98.6	89.6	87.4	94.9	101.4	-20.1	95.8	96.5	88.6	92.2	63.8	63.8	63.3	63.2	0.00	0.00	0.00
2006/11/27	03:16:00	102.3	101.6	98.4	89.6	87.4	95.1	101.3	-19.9	96.0	96.5	88.6	92.2	63.6	63.8	63.3	63.2	0.00	0.00	0.00
2006/11/27	03:17:00	102.3	101.6	98.3	89.6	87.6	94.9	101.3	-19.7	95.8	96.3	88.6	92.2	63.5	63.5	63.3	63.0	0.00	0.00	0.00
2006/11/27	03:18:00	102.3	101.6	98.3	89.6	87.3	95.1	101.3	-19.3	95.8	96.3	88.6	92.2	63.4	63.5	63.3	63.1	0.00	0.00	0.00
2006/11/27	03:19:00	102.3	101.4	98.3	89.6	87.3	94.9	101.2	-18.8	95.8	96.3	88.6	92.2	63.4	63.1	63.3	62.8	0.00	0.00	0.00
2006/11/27	03:20:00	102.3	101.4	98.3	89.6	87.3	94.8	101.2	-18.3	95.8	96.3	88.5	92.2	63.2	63.7	63.1	63.0	0.00	0.00	0.00
2006/11/27	03:21:00	102.3	101.4	98.3	89.6	87.3	94.8	101.2	-19.6	96.0	96.3	88.4	92.1	63.3	63.8	63.1	63.2	0.00	0.00	0.00
2006/11/27	03:22:00	102.1	101.4	98.3	89.6	87.1	94.7	101.1	-16.6	96.0	96.3	88.4	92.1	63.1	63.8	63.3	63.1	0.00	0.00	0.00
2006/11/27	03:23:00	102.1	101.3	98.2	89.4	87.1	94.6	101.1	-20.1	95.6	96.1	88.3	92.1	63.3	63.7	62.8	62.8	0.00	0.00	0.00
2006/11/27	03:24:00	102.1	101.3	98.2	89.4	87.3	94.7	101.1	-18.5	95.6	96.1	88.3	92.0	63.1	64.0	63.1	63.0	-0.10	0.00	0.00
2006/11/27	03:25:00	102.1	101.2	98.1	89.4	87.1	94.7	101.1	-19.6	95.6	96.1	88.3	92.0	63.3	64.1	63.1	63.1	-0.10	0.00	0.00
2006/11/27	03:26:00	102.1	101.3	98.2	89.6	87.1	94.8	101.1	-19.9	96.0	96.1	88.4	92.0	63.0	63.8	63.2	63.2	0.00	0.00	0.00
2006/11/27	03:27:00	102.1	101.3	98.2	89.6	87.1	94.7	101.1	-20.3	95.8	96.3	88.5	92.1	63.8	63.9	63.3	63.4	-0.10	0.00	0.00
2006/11/27	03:28:00	102.1	101.3	98.2	89.4	87.3	94.8	101.1	-12.8	95.8	96.3	88.4	92.0	64.0	64.0	63.4	63.4	0.00	0.00	0.00
2006/11/27	03:29:00	102.0	101.2	98.1	89.4	87.1	94.8	101.1	-8.3	95.6	96.1	88.4	92.0	63.8	63.9	63.1	63.4	-0.10	0.00	0.00
2006/11/27	03:30:00	102.1	101.2	98.1	89.4	87.1	94.9	101.1	-13.6	95.8	96.3	88.4	92.0	63.6	64.1	63.1	63.3	0.00	0.00	0.00
2006/11/27	03:31:00	102.0	101.2	98.1	89.6	87.3	94.9	101.1	-20.1	95.8	96.3	88.4	92.0	63.5	64.0	63.1	63.3	0.00	0.00	0.00
2006/11/27	03:32:00	102.1	101.3	98.3	89.6	87.3	94.9	101.3	-20.3	95.8	96.5	88.5	92.0	63.1	63.4	63.0	63.1	0.00	0.00	0.00
2006/11/27	03:33:00	102.1	101.3	98.3	89.7	87.4	95.1	101.3	-19.7	96.0	96.5	88.5	92.1	63.2	63.9	63.1	63.3	0.00	0.00	0.00
2006/11/27	03:34:00	102.1	101.4	98.4	89.8	87.6	95.1	101.4	-20.3	96.1	96.7	88.5	92.1	63.3	64.0	63.3	63.5	0.00	0.00	0.00
2006/11/27	03:35:00	102.1	101.4	98.4	89.8	87.8	95.3	101.6	-20.3	96.1	96.8	88.5	92.2	63.7	64.1	63.4	63.6	0.00	0.00	0.00

Test Report TR63001-07N

Heat Decay Run

3-748		Radioactive Material Transport Packaging System Safety Analysis Report for Model AOS-025, AOS-050, and AOS-100 Transport Packages, Rev. G, July 27, 2012 (Docket No. 71-9316)																			
Date	Time	TC1	TC2	TC3	TC4	TC5	TC6	TC7	TC8	TC9	TC10	TC11	TC12	TC13	TC14	TC15	TC16	VDC	Amps	Watts	
2006/11/27	03:36:00	102.1	101.4	98.4	89.8	87.8	95.3	101.6	-7.6	96.3	96.8	88.5	92.2	63.6	64.2	63.5	63.6	0.00	0.00	0.00	
2006/11/27	03:37:00	102.1	101.4	98.4	89.9	87.6	95.3	101.6	-4.8	96.3	96.9	88.5	92.2	63.6	63.9	63.4	63.6	0.00	0.00	0.00	
2006/11/27	03:38:00	102.3	101.4	98.6	90.1	87.8	95.3	101.6	-13.1	96.3	97.0	88.6	92.2	63.5	64.1	63.3	63.6	0.00	0.00	0.00	
2006/11/27	03:39:00	102.1	101.4	98.6	90.1	88.1	95.3	101.6	-19.8	96.5	96.9	88.5	92.2	63.1	64.0	63.4	63.6	0.00	-0.01	0.00	
2006/11/27	03:40:00	102.1	101.4	98.4	90.1	87.8	95.4	101.6	-17.5	96.5	96.9	88.6	92.2	63.7	63.6	63.6	63.6	0.00	0.00	0.00	
2006/11/27	03:41:00	102.1	101.4	98.6	90.1	87.8	95.3	101.6	-19.8	96.5	96.9	88.6	92.3	63.7	64.2	63.5	63.7	0.00	0.00	0.00	
2006/11/27	03:42:00	102.1	101.4	98.6	90.1	88.0	95.4	101.6	-20.1	96.5	97.0	88.6	92.2	63.7	64.2	63.5	63.8	0.00	0.00	0.00	
2006/11/27	03:43:00	102.1	101.4	98.6	90.1	87.6	95.4	101.6	-11.0	96.3	97.0	88.6	92.3	63.8	64.1	63.6	63.8	0.00	0.00	0.00	
2006/11/27	03:44:00	102.1	101.4	98.6	90.1	87.8	95.4	101.6	-18.3	96.5	97.0	88.6	92.3	63.8	64.3	63.7	63.8	0.00	0.00	0.00	
2006/11/27	03:45:00	102.1	101.4	98.6	90.1	87.8	95.4	101.6	-17.6	96.5	97.0	88.6	92.2	63.8	64.2	63.5	63.7	0.00	0.00	0.00	
2006/11/27	03:46:00	102.1	101.4	98.6	90.1	87.8	95.3	101.6	-4.7	96.3	96.9	88.5	92.2	63.7	64.4	63.5	63.7	-0.10	-0.01	0.00	
2006/11/27	03:47:00	102.1	101.4	98.6	90.1	87.8	95.4	101.6	-19.3	96.5	97.0	88.5	92.2	63.8	64.4	63.7	63.9	-0.10	-0.01	0.00	
2006/11/27	03:48:00	102.1	101.4	98.6	90.1	87.8	95.3	101.6	-16.7	96.5	97.0	88.5	92.1	63.6	64.4	63.7	63.7	-0.10	-0.01	0.00	
2006/11/27	03:49:00	102.1	101.4	98.6	89.9	87.8	95.3	101.6	-17.3	96.3	96.9	88.4	92.1	63.7	64.2	63.7	63.7	-0.10	-0.01	0.00	
2006/11/27	03:50:00	102.1	101.4	98.6	90.1	87.8	95.6	101.6	-11.2	96.5	97.0	88.5	92.1	63.7	64.2	63.7	63.7	-0.10	-0.01	0.00	
2006/11/27	03:51:00	102.1	101.4	98.6	90.1	88.0	95.3	101.6	-19.3	96.3	96.9	88.4	92.1	63.5	64.2	63.5	63.7	-0.10	-0.01	0.00	
2006/11/27	03:52:00	102.1	101.4	98.6	90.1	87.6	95.3	101.6	-15.2	96.3	96.9	88.4	92.1	63.2	64.2	63.4	63.8	-0.10	-0.01	0.00	
2006/11/27	03:53:00	102.0	101.4	98.4	90.1	87.6	95.3	101.6	-20.1	96.3	96.9	88.4	92.1	63.6	64.2	63.5	63.8	-0.10	-0.01	0.00	
2006/11/27	03:54:00	102.1	101.3	98.6	90.1	87.6	95.2	101.6	-19.6	96.5	96.9	88.4	92.1	63.3	64.3	63.5	63.8	-0.10	-0.01	0.00	
2006/11/27	03:55:00	102.0	101.3	98.4	90.1	87.6	95.2	101.6	-19.8	96.3	96.9	88.4	92.1	63.7	64.3	63.4	63.7	-0.10	-0.01	0.00	
2006/11/27	03:56:00	102.0	101.3	98.4	89.9	87.6	95.2	101.4	-19.8	96.3	96.8	88.3	92.0	63.8	64.1	63.5	63.6	-0.10	-0.01	0.00	
2006/11/27	03:57:00	101.8	101.2	98.3	89.8	87.8	95.1	101.3	-13.3	96.1	96.7	88.3	92.0	63.6	64.0	63.3	63.6	-0.10	-0.01	0.00	
2006/11/27	03:58:00	102.0	101.3	98.3	89.8	87.8	95.2	101.3	-6.5	96.1	96.7	88.3	92.0	63.6	64.2	63.4	63.8	-0.10	-0.01	0.00	
2006/11/27	03:59:00	102.0	101.3	98.3	89.9	87.8	95.2	101.3	-19.7	96.3	96.7	88.3	92.0	63.6	64.3	63.6	63.9	-0.10	-0.01	0.00	
2006/11/27	04:00:00	101.8	101.2	98.3	89.8	87.6	95.1	101.3	-20.3	96.1	96.7	88.3	92.0	63.3	64.1	63.4	63.7	-0.10	-0.01	0.00	
2006/11/27	04:01:00	101.8	101.2	98.2	89.8	87.6	95.1	101.3	-19.9	96.1	96.7	88.3	92.0	63.6	64.1	63.6	63.6	-0.10	-0.01	0.00	
2006/11/27	04:02:00	101.8	101.2	98.2	89.7	87.6	95.1	101.3	-19.3	96.1	96.7	88.3	92.0	63.5	64.2	63.6	63.8	-0.10	-0.01	0.00	
2006/11/27	04:03:00	101.8	101.1	98.1	89.7	87.6	94.9	101.2	-20.6	96.1	96.6	88.3	91.9	63.6	64.0	63.5	63.6	-0.10	-0.01	0.00	
2006/11/27	04:04:00	101.8	101.1	98.1	89.6	87.3	94.9	101.1	-6.9	96.0	96.5	88.2	91.9	63.7	63.8	63.4	63.6	-0.10	-0.01	0.00	
2006/11/27	04:05:00	101.8	101.1	98.1	89.6	87.4	94.8	101.1	-6.3	95.8	96.5	88.2	91.9	63.3	63.6	63.2	63.3	-0.10	-0.01	0.00	
2006/11/27	04:06:00	101.8	101.1	98.1	89.6	87.4	94.8	101.1	-18.3	96.0	96.5	88.2	91.9	63.6	63.8	63.2	63.2	-0.10	-0.01	0.00	
2006/11/27	04:07:00	101.6	100.9	98.1	89.6	87.4	94.8	101.1	-20.7	95.8	96.3	88.2	91.8	63.8	64.0	63.4	63.4	-0.10	-0.01	0.00	
2006/11/27	04:08:00	101.6	100.9	97.9	89.6	87.3	94.6	101.1	-20.9	95.8	96.3	88.0	91.7	62.4	63.8	62.4	63.4	-0.10	-0.01	0.00	
2006/11/27	04:09:00	101.6	100.9	97.9	89.6	87.3	94.7	101.1	-21.1	95.8	96.3	88.1	91.7	62.8	63.5	62.8	63.3	-0.10	-0.01	0.00	
2006/11/27	04:10:00	101.6	100.9	97.9	89.6	87.6	94.7	101.1	-20.8	95.8	96.3	88.1	91.7	63.3	63.6	63.2	63.4	-0.10	-0.01	0.00	
2006/11/27	04:11:00	101.6	100.9	97.9	89.6	87.6	94.7	101.1	-10.9	95.8	96.3	88.1	91.8	63.7	64.0	63.4	63.6	-0.10	-0.01	0.00	
2006/11/27	04:12:00	101.6	100.9	97.9	89.6	87.3	94.7	101.1	-21.8	95.8	96.3	88.1	91.8	63.5	64.0	63.4	63.6	-0.10	-0.01	0.00	
2006/11/27	04:13:00	101.6	100.9	97.9	89.6	87.1	94.7	101.1	-21.3	95.8	96.3	88.1	91.8	63.6	63.9	63.3	63.4	-0.10	-0.01	0.00	
2006/11/27	04:14:00	101.6	100.8	97.9	89.6	87.3	94.8	101.1	-17.0	95.8	96.3	88.1	91.8	63.5	63.9	63.2	63.4	-0.10	-0.01	0.00	
2006/11/27	04:15:00	101.6	100.9	98.1	89.6	87.6	94.8	101.1	-21.3	95.8	96.3	88.1	91.8	63.3	63.9	63.4	63.4	-0.10	-0.01	0.00	
2006/11/27	04:16:00	101.6	100.9	98.1	89.6	87.6	94.7	101.1	-21.5	95.8	96.5	88.1	91.8	63.3	63.9	63.4	63.7	-0.10	-0.01	0.00	
2006/11/27	04:17:00	101.6	100.9	98.1	89.6	87.4	94.8	101.1	-21.7	95.8	96.5	88.1	91.8	63.2	63.7	63.4	63.6	-0.10	-0.01	0.00	
2006/11/27	04:18:00	101.6	100.9	98.1	89.6	87.3	94.7	101.1	-21.7	95.8	96.3	88.1	91.8	63.0	63.7	63.1	63.4	-0.10	-0.01	0.00	
2006/11/27	04:19:00	101.6	100.9	98.1	89.6	87.3	94.8	101.1	-11.8	95.8	96.3	88.1	91.8	63.6	63.8	63.3	63.5	-0.10	-0.01	0.00	
2006/11/27	04:20:00	101.6	100.9	98.1	89.6	87.4	94.8	101.1	-19.9	95.8	96.5	88.1	91.8	63.3	64.0	63.4	63.6	-0.10	-0.01	0.00	
2006/11/27	04:21:00	101.6	100.9	98.1	89.6	87.3	94.8	101.1	-20.1	95.8	96.5	88.1	91.8	63.2	64.0	63.4	63.7	-0.10	0.00	0.00	
2006/11/27	04:22:00	101.6	100.8	97.9	89.6	87.3	94.8	101.1	-22.1	95.8	96.3	88.0	91.7	63.4	64.2	63.5	63.7	-0.10	-0.01	0.00	
2006/11/27	04:23:00	101.4	100.7	97.7	89.4	87.3	94.6	100.8	-22.1	95.8	96.1	87.8	91.6	63.8	64.2	63.5	63.6	-0.10	-0.01	0.00	
2006/11/27	04:24:00	101.4	100.7	97.7	89.4	87.3	94.4	100.8	-21.5	95.6	96.1	87.8	91.6	63.2	63.7	62.6	63.3	-0.10	-0.01	0.00	
2006/11/27	04:25:00	101.3	100.7	97.7	89.3	87.3	94.5	100.7	-21.3	95.6	96.1	87.8	91.5	63.1	63.6	63.0	63.2	-0.10	-0.01	0.00	
2006/11/27	04:26:00	101.3	100.6	97.6	89.3	87.3	94.5	100.7	-19.3	95.6	96.1	87.8	91.5	63.0	63.8	62.8	63.2	-0.10	-0.01	0.00	
2006/11/27	04:27:00	101.3	100.6	97.6	89.2	87.1	94.4	100.7	-13.0	95.6	96.1	87.8	91.5	63.3	63.6	63.2	63.3	-0.10	-0.01	0.00	
2006/11/27	04:28:00	101.3	100.6	97.6	89.2	87.1	94.5	100.7	-20.8	95.6	96.1	87.8	91.5	63.2	63.7	63.2	63.4	-0.10	-0.01	0.00	
2006/11/27	04:29:00	101.3	100.6	97.6	89.3	86.9	94.4	100.7	-21.9	95.4	96.1	87.8	91.5	63.1	63.3	63.2	63.2	-0.10	-0.01	0.00	
2006/11/27	04:30:00	101.3	100.6	97.6	89.2	86.8	94.4	100.7	-21.9	95.4	96.1	87.8	91.5	63.2	63.2	63.2	63.2	-0.10	-0.01	0.00	
2006/11/27	04:31:00	101.2	100.5	97.5	89.2	86.8	94.4	100.6	-21.3	95.4	96.0	87.8	91.5	63.1	63.5	63.1	63.2	-0.10	-0.01	0.00	
2006/11/27	04:32:00	101.2	100.5	97.5	89.2	86.9	94.3	100.6	-22.3	95.4	96.0	87.8	91.5	63.3	63.6	63.2	63.2	-0.10	-0.01	0.00	
2006/11/27	04:33:00	101.2	100.5	97.5	89.2	86.9	94.3	100.5	-												

Heat Decay Run

Radioactive Material Transport Packaging System Safety Analysis Report
for Model AOS-025, AOS-050, and AOS-100 Transport Packages, Rev. G, July 27, 2012 (Docket No. 71-9316)

3-749

Date	Time	TC1	TC2	TC3	TC4	TC5	TC6	TC7	TC8	TC9	TC10	TC11	TC12	TC13	TC14	TC15	TC16	VDC	Amps	Watts
2006/11/27	04:34:00	101.2	100.5	97.5	89.2	87.1	94.3	100.6	-21.9	95.6	96.0	87.8	91.5	63.2	63.7	63.2	63.2	-0.10	-0.01	0.00
2006/11/27	04:35:00	101.2	100.5	97.6	89.3	86.9	94.2	100.6	-22.1	95.4	95.8	87.8	91.5	62.6	63.5	63.0	63.2	-0.10	-0.01	0.00
2006/11/27	04:36:00	101.2	100.5	97.5	89.2	87.1	94.3	100.6	-22.6	95.4	95.8	87.8	91.5	63.1	63.5	63.1	63.1	0.00	-0.01	0.00
2006/11/27	04:37:00	101.1	100.4	97.4	89.1	86.9	94.2	100.4	-22.1	95.4	95.8	87.8	91.5	63.1	63.8	63.1	63.3	0.00	-0.01	0.00
2006/11/27	04:38:00	101.1	100.4	97.4	89.1	86.9	94.2	100.4	-20.6	95.2	95.8	87.8	91.5	63.1	63.7	63.1	63.4	0.00	0.00	0.00
2006/11/27	04:39:00	101.1	100.4	97.4	89.1	86.7	94.2	100.4	-23.1	95.2	95.8	87.8	91.5	63.1	63.7	63.1	63.3	0.00	0.00	0.00
2006/11/27	04:40:00	101.1	100.4	97.4	89.0	86.8	94.2	100.4	-23.6	95.1	95.8	87.8	91.4	62.8	63.7	63.2	63.3	0.00	0.00	0.00
2006/11/27	04:41:00	101.1	100.3	97.3	89.0	86.6	94.1	100.3	-20.3	95.1	95.6	87.6	91.4	62.6	63.6	63.0	63.4	0.00	0.00	0.00
2006/11/27	04:42:00	101.1	100.3	97.3	89.0	86.7	94.1	100.3	-23.4	95.1	95.6	87.6	91.4	63.5	63.6	63.1	63.4	0.00	0.00	0.00
2006/11/27	04:43:00	101.1	100.3	97.3	89.0	86.7	94.0	100.3	-22.7	95.1	95.6	87.8	91.4	63.0	63.7	62.8	63.3	0.00	0.00	0.00
2006/11/27	04:44:00	101.1	100.4	97.4	89.1	86.8	94.2	100.4	-20.1	95.1	95.8	87.6	91.4	63.0	63.7	63.0	63.2	0.00	0.00	0.00
2006/11/27	04:45:00	101.1	100.2	97.3	89.0	86.8	94.1	100.3	-15.9	95.1	95.6	87.8	91.4	63.0	63.7	63.0	63.2	0.00	0.00	0.00
2006/11/27	04:46:00	101.1	100.3	97.3	89.0	86.8	94.2	100.3	-18.5	95.2	95.6	87.6	91.4	63.3	63.7	63.1	63.3	0.00	0.00	0.00
2006/11/27	04:47:00	101.1	100.3	97.3	89.0	86.9	94.2	100.3	-21.3	95.1	95.6	87.8	91.4	63.3	63.7	63.0	63.4	0.00	0.00	0.00
2006/11/27	04:48:00	100.9	100.2	97.3	89.0	86.8	94.1	100.3	-21.9	95.1	95.6	87.6	91.4	63.0	63.7	62.8	63.0	0.00	0.00	0.00
2006/11/27	04:49:00	101.1	100.2	97.3	88.9	86.8	94.0	100.2	-20.9	95.1	95.6	87.6	91.4	62.8	63.5	62.6	63.1	0.00	0.00	0.00
2006/11/27	04:50:00	100.9	100.3	97.3	89.0	87.1	94.0	100.3	-21.1	95.1	95.6	87.6	91.3	62.8	63.5	62.6	63.2	0.00	0.00	0.00
2006/11/27	04:51:00	101.1	100.3	97.3	89.1	87.1	94.2	100.4	-18.3	95.3	95.8	87.8	91.4	63.4	63.6	62.8	63.2	0.00	0.00	0.00
2006/11/27	04:52:00	100.9	100.3	97.4	89.1	86.9	94.0	100.4	-21.1	95.1	95.8	87.6	91.4	63.2	63.9	63.0	63.3	0.00	0.00	0.00
2006/11/27	04:53:00	100.9	100.2	97.3	89.1	86.7	94.1	100.3	-16.5	95.2	95.8	87.6	91.3	63.0	63.7	63.0	63.1	0.00	0.00	0.00
2006/11/27	04:54:00	100.9	100.2	97.3	89.0	86.7	94.1	100.3	-15.3	95.2	95.6	87.6	91.3	63.1	63.6	62.8	63.1	0.00	0.00	0.00
2006/11/27	04:55:00	100.9	100.2	97.3	89.1	86.8	94.1	100.3	-21.1	95.1	95.6	87.6	91.3	62.8	63.6	62.8	63.3	0.00	0.00	0.00
2006/11/27	04:56:00	100.9	100.2	97.3	89.1	86.8	94.1	100.3	-21.6	95.1	95.8	87.6	91.3	62.8	63.6	63.0	63.3	0.00	0.00	0.00
2006/11/27	04:57:00	100.9	100.2	97.3	89.1	86.8	94.1	100.3	-7.8	95.2	95.8	87.6	91.3	62.6	63.6	62.8	63.3	0.00	0.00	0.00
2006/11/27	04:58:00	100.9	100.2	97.3	89.1	87.1	94.1	100.3	-8.1	95.2	95.6	87.6	91.3	63.3	63.7	63.1	63.3	0.00	0.00	0.00
2006/11/27	04:59:00	100.9	100.2	97.2	89.0	87.1	94.1	100.2	-22.1	95.1	95.6	87.6	91.3	63.1	63.8	63.1	63.4	0.00	0.00	0.00
2006/11/27	05:00:00	100.8	100.2	97.3	89.1	86.8	94.0	100.3	-22.1	95.1	95.6	87.6	91.3	63.0	63.7	62.8	63.2	0.00	0.00	0.00
2006/11/27	05:01:00	100.8	100.1	97.3	89.0	86.9	94.1	100.3	-22.1	95.1	95.6	87.6	91.3	62.8	63.6	63.0	63.2	-0.10	0.00	0.00
2006/11/27	05:02:00	100.8	100.2	97.2	89.0	86.8	94.0	100.3	-22.8	95.2	95.6	87.6	91.3	63.8	63.8	63.1	63.3	0.00	0.00	0.00
2006/11/27	05:03:00	100.8	100.1	97.2	89.0	86.7	94.0	100.2	-21.9	95.2	95.6	87.6	91.3	63.2	63.6	63.0	63.4	0.00	0.00	0.00
2006/11/27	05:04:00	100.8	100.1	97.2	89.0	86.8	94.0	100.2	-21.9	95.2	95.6	87.6	91.3	63.4	63.8	63.1	63.3	-0.10	0.00	0.00
2006/11/27	05:05:00	100.7	100.1	97.2	89.0	86.6	94.0	100.2	-20.5	95.1	95.6	87.6	91.2	63.1	63.7	62.8	63.3	-0.10	0.00	0.00
2006/11/27	05:06:00	100.7	100.1	97.0	88.9	86.8	93.7	100.1	-22.8	95.1	95.4	87.4	91.1	63.3	63.6	62.8	63.3	0.00	0.00	0.00
2006/11/27	05:07:00	100.7	100.0	97.0	88.9	86.8	93.9	100.1	-21.6	95.1	95.4	87.4	91.2	63.2	63.6	62.8	63.3	0.00	0.00	0.00
2006/11/27	05:08:00	100.7	100.0	97.1	88.9	86.5	93.9	100.1	-22.3	94.9	95.4	87.6	91.2	63.8	63.8	63.1	63.3	0.00	0.00	0.00
2006/11/27	05:09:00	100.7	100.0	97.1	88.9	86.7	93.9	100.1	-22.3	95.1	95.4	87.4	91.1	63.7	63.8	63.1	63.2	-0.10	0.00	0.00
2006/11/27	05:10:00	100.7	100.0	97.1	88.9	86.6	93.9	100.1	-22.1	95.1	95.4	87.4	91.1	63.6	63.6	62.8	63.2	-0.10	0.00	0.00
2006/11/27	05:11:00	100.6	99.9	97.0	88.8	86.5	93.8	99.9	-22.3	94.9	95.3	87.4	91.1	63.1	63.6	62.8	63.1	0.00	0.00	0.00
2006/11/27	05:12:00	100.6	99.9	97.0	88.8	86.6	93.8	99.9	-22.3	94.9	95.3	87.3	91.1	63.0	63.4	62.8	63.1	-0.10	0.00	0.00
2006/11/27	05:13:00	100.6	99.9	96.9	88.7	86.4	93.8	99.8	-22.3	94.8	95.2	87.4	91.1	63.2	63.6	62.8	63.1	0.00	-0.01	0.00
2006/11/27	05:14:00	100.6	99.9	96.9	88.7	86.5	93.7	99.9	-22.8	94.8	95.2	87.4	91.1	63.4	63.8	62.8	63.2	0.00	0.00	0.00
2006/11/27	05:15:00	100.5	99.8	96.9	88.7	86.6	93.7	99.9	-22.1	94.8	95.2	87.4	91.1	62.8	63.7	62.8	63.3	-0.10	0.00	0.00
2006/11/27	05:16:00	100.5	99.8	96.9	88.7	86.7	93.7	99.8	-22.3	94.8	95.2	87.4	91.0	62.8	63.5	62.8	63.2	0.00	0.00	0.00
2006/11/27	05:17:00	100.6	99.9	96.9	88.8	86.5	93.8	99.9	-23.5	94.8	95.2	87.3	91.0	63.2	63.5	62.8	63.2	0.00	0.00	0.00
2006/11/27	05:18:00	100.5	99.8	96.9	88.7	86.4	93.7	99.8	-22.9	94.9	95.1	87.3	91.0	63.6	63.7	63.1	63.2	0.00	-0.01	0.00
2006/11/27	05:19:00	100.5	99.8	96.8	88.7	86.5	93.7	99.8	-18.9	94.9	95.1	87.3	91.0	63.5	63.5	63.1	63.1	0.00	0.00	0.00
2006/11/27	05:20:00	100.6	99.9	96.9	88.8	86.7	93.8	99.9	-23.3	94.9	95.2	87.3	91.0	63.2	63.6	63.1	63.2	-0.10	0.00	0.00
2006/11/27	05:21:00	100.5	99.8	96.8	88.6	86.4	93.7	99.8	-22.8	94.8	95.1	87.3	91.0	62.8	63.7	63.0	63.3	-0.10	0.00	0.00
2006/11/27	05:22:00	100.5	99.7	96.8	88.6	86.4	93.6	99.7	-23.1	94.7	95.1	87.3	91.0	63.0	63.4	62.8	63.0	0.00	0.00	0.00
2006/11/27	05:23:00	100.5	99.7	96.8	88.6	86.4	93.6	99.7	-19.5	94.8	95.1	87.3	91.0	63.0	63.6	62.8	63.0	-0.10	0.00	0.00
2006/11/27	05:24:00	100.5	99.7	96.8	88.6	86.4	93.6	99.7	-8.9	94.8	95.1	87.3	91.0	63.4	63.6	63.0	63.1	-0.10	-0.01	0.00
2006/11/27	05:25:00	100.5	99.7	96.8	88.6	86.5	93.7	99.7	-20.7	94.8	95.1	87.3	90.8	63.0	63.7	63.1	63.2	-0.10	0.00	0.00
2006/11/27	05:26:00	100.5	99.7	96.8	88.7	86.5	93.6	99.8	-23.7	94.8	95.2	87.3	90.8	62.8	63.7	63.0	63.2	-0.10	0.00	0.00
2006/11/27	05:27:00	100.4	99.6	96.7	88.5	86.5	93.5	99.6	-23.6	94.6	95.1	87.3	90.8	63.3	63.6	62.8	63.2	-0.10	0.00	0.00
2006/11/27	05:28:00	100.4	99.6	96.7	88.6	86.4	93.6	99.7	-19.8	94.6	95.1	87.3	90.8	63.6	63.6	62.8	63.1	-0.10	0.00	0.00
2006/11/27	05:29:00	100.4	99.6	96.7	88.5	86.5	93.6	99.6	-23.5	94.7	95.1	87.3	90.8	63.4	63.4	62.8	63.1	-0.10	-0.01	0.00
2006/11/27	05:30:00	100.4	99.6	96.6	88.5	86.4	93.5	99.6	-21.7	94.6	95.1	87.3	90.8	63.0	63.4	63.0	62.8	-0.10	0.00	0.00
2006/11/27	05:31:00	100.3	99.5	96.5	88.4	86.3	93.3	99.5	-23.1	94.5	94.9	87.1	90.8	63.1	63.3	62.8	62.8	-0.10	0.00	0.00

Test Report TR63001-07N

Heat Decay Run

3-750
for Model AOS-025, AOS-050, and AOS-100 Transport Packages, Rev. G, July 27, 2012 (Docket No. 71-9316)

Date	Time	TC1	TC2	TC3	TC4	TC5	TC6	TC7	TC8	TC9	TC10	TC11	TC12	TC13	TC14	TC15	TC16	VDC	Amps	Watts
2006/11/27	05:32:00	100.3	99.5	96.6	88.5	86.3	93.5	99.5	-24.2	94.5	94.9	87.1	90.8	63.1	63.6	62.8	62.8	-0.10	0.00	0.00
2006/11/27	05:33:00	100.3	99.5	96.6	88.5	86.4	93.5	99.5	-24.1	94.5	94.9	87.1	90.8	63.2	63.6	62.8	63.1	-0.10	0.00	0.00
2006/11/27	05:34:00	100.3	99.5	96.6	88.6	86.4	93.5	99.6	-23.3	94.5	94.9	87.1	90.8	63.6	63.6	62.6	63.1	-0.10	0.00	0.00
2006/11/27	05:35:00	100.3	99.5	96.6	88.5	86.5	93.6	99.6	-24.2	94.6	94.9	87.3	90.8	63.5	63.3	62.8	63.0	-0.10	-0.01	0.00
2006/11/27	05:36:00	100.3	99.5	96.7	88.6	86.5	93.7	99.6	-24.1	94.6	95.1	87.3	90.8	63.1	63.6	62.8	63.2	0.00	0.00	0.00
2006/11/27	05:37:00	100.3	99.6	96.7	88.7	86.5	93.7	99.7	-22.3	94.8	95.1	87.3	90.8	63.2	63.8	63.0	63.2	-0.10	0.00	0.00
2006/11/27	05:38:00	100.3	99.6	96.7	88.7	86.7	93.8	99.7	-24.1	94.8	95.2	87.3	90.8	63.8	64.0	62.8	63.2	0.00	0.00	0.00
2006/11/27	05:39:00	100.3	99.6	96.7	88.7	86.7	93.8	99.7	-22.3	94.7	95.1	87.3	90.8	63.4	63.3	63.2	63.0	-0.10	0.00	0.00
2006/11/27	05:40:00	100.4	99.6	96.8	88.7	86.7	93.8	99.8	-23.8	94.7	95.2	87.3	90.8	63.2	63.6	62.6	63.1	0.00	0.00	0.00
2006/11/27	05:41:00	100.3	99.6	96.8	88.7	86.8	93.9	99.8	-23.9	94.8	95.2	87.3	90.8	63.3	63.7	63.2	63.2	-0.10	0.00	0.00
2006/11/27	05:42:00	100.3	99.6	96.8	88.7	86.7	93.9	99.8	-23.4	94.7	95.2	87.3	90.8	63.3	63.8	63.3	63.1	0.00	-0.01	0.00
2006/11/27	05:43:00	100.3	99.6	96.8	88.7	86.6	93.8	99.8	-23.4	94.7	95.2	87.3	90.8	63.5	63.6	63.1	63.1	0.00	-0.01	0.00
2006/11/27	05:44:00	100.3	99.6	96.7	88.7	86.5	93.8	99.8	-21.7	94.7	95.2	87.3	90.8	63.3	63.7	63.0	63.2	0.00	-0.01	0.00
2006/11/27	05:45:00	100.3	99.6	96.8	88.7	86.5	93.7	99.7	-23.8	94.8	95.2	87.3	90.8	63.7	63.9	63.0	63.1	0.00	0.00	0.00
2006/11/27	05:46:00	100.2	99.6	96.7	88.6	86.6	93.7	99.7	-24.1	94.7	95.2	87.3	90.8	63.5	63.9	63.2	63.3	-0.10	0.00	0.00
2006/11/27	05:47:00	100.2	99.6	96.8	88.6	86.8	93.8	99.7	-23.7	94.7	95.1	87.3	90.8	63.5	63.9	63.2	63.3	0.00	0.00	0.00
2006/11/27	05:48:00	100.3	99.7	96.7	88.7	86.7	93.7	99.7	-23.9	94.7	95.2	87.3	90.8	63.6	63.8	63.3	63.5	0.00	0.00	0.00
2006/11/27	05:49:00	100.2	99.6	96.8	88.6	86.6	93.8	99.7	-20.8	94.8	95.2	87.3	90.8	63.4	63.9	63.3	63.4	0.00	0.00	0.00
2006/11/27	05:50:00	100.2	99.6	96.7	88.7	86.6	93.8	99.7	-23.6	94.7	95.1	87.3	90.8	63.3	64.0	63.3	63.5	0.00	0.00	0.00
2006/11/27	05:51:00	100.2	99.6	96.8	88.7	86.7	93.7	99.7	-23.4	94.8	95.2	87.3	90.8	63.8	63.8	63.3	63.4	0.00	0.00	0.00
2006/11/27	05:52:00	100.2	99.6	96.8	88.7	86.7	93.8	99.7	-23.5	94.8	95.2	87.1	90.8	63.5	63.9	63.4	63.4	0.00	0.00	0.00
2006/11/27	05:53:00	100.2	99.6	96.8	88.7	86.7	93.7	99.7	-23.6	94.8	95.2	87.3	90.8	63.7	63.7	63.2	63.2	0.00	0.00	0.00
2006/11/27	05:54:00	100.2	99.6	96.7	88.7	86.7	93.8	99.7	-23.7	94.7	95.1	87.3	90.8	63.5	63.9	63.2	63.2	0.00	0.00	0.00
2006/11/27	05:55:00	100.2	99.7	96.8	88.8	86.6	93.8	99.8	-24.1	94.8	95.2	87.3	90.8	64.2	64.2	63.4	63.5	0.00	0.00	0.00
2006/11/27	05:56:00	100.2	99.6	96.7	88.7	86.9	93.8	99.7	-23.7	94.8	95.1	87.3	90.8	63.8	64.1	63.4	63.6	0.00	0.00	0.00
2006/11/27	05:57:00	100.1	99.6	96.7	88.6	86.7	93.6	99.7	-20.3	94.7	95.1	87.1	90.8	63.4	63.7	63.3	63.5	0.00	0.00	0.00
2006/11/27	05:58:00	100.1	99.5	96.6	88.6	86.7	93.7	99.7	-22.3	94.7	95.1	87.1	90.8	63.4	63.7	63.1	63.5	0.00	0.00	0.00
2006/11/27	05:59:00	100.1	99.5	96.6	88.6	86.5	93.7	99.7	-22.1	94.7	95.1	87.1	90.8	63.8	63.8	63.3	63.5	0.00	0.00	0.00
2006/11/27	06:00:00	100.1	99.5	96.6	88.6	86.7	93.7	99.7	-21.3	94.7	95.1	87.1	90.7	63.9	64.2	63.4	63.4	0.00	0.00	0.00
2006/11/27	06:01:00	100.1	99.3	96.5	88.6	86.4	93.7	99.6	-23.7	94.5	95.1	87.1	90.7	63.6	63.4	63.4	63.1	0.00	0.00	0.00
2006/11/27	06:02:00	100.0	99.3	96.5	88.5	86.5	93.7	99.6	-23.5	94.6	95.1	87.1	90.7	63.1	63.3	63.1	63.2	0.00	0.00	0.00
2006/11/27	06:03:00	100.0	99.3	96.5	88.5	86.5	93.6	99.6	-22.3	94.7	95.1	87.1	90.7	63.5	63.8	63.2	63.4	0.00	0.00	0.00
2006/11/27	06:04:00	100.0	99.3	96.5	88.5	86.6	93.6	99.6	-24.5	94.6	95.1	87.1	90.7	63.9	63.9	63.3	63.4	0.00	0.00	0.00
2006/11/27	06:05:00	100.0	99.3	96.5	88.5	86.6	93.6	99.6	-24.1	94.6	95.1	87.1	90.7	63.7	64.1	63.3	63.6	0.00	0.00	0.00
2006/11/27	06:06:00	100.0	99.3	96.5	88.5	86.6	93.7	99.6	-24.1	94.7	95.1	87.1	90.6	63.7	64.2	63.3	63.6	0.00	0.00	0.00
2006/11/27	06:07:00	99.9	99.3	96.5	88.5	86.4	93.6	99.5	-24.1	94.6	95.1	87.1	90.6	64.0	64.0	63.4	63.6	0.00	0.00	0.00
2006/11/27	06:08:00	99.9	99.3	96.3	88.5	86.4	93.5	99.5	-14.6	94.6	95.1	87.1	90.6	63.6	64.1	63.4	63.6	0.00	0.00	0.00
2006/11/27	06:09:00	99.9	99.3	96.3	88.5	86.5	93.5	99.5	-24.5	94.5	94.9	86.8	90.5	63.4	64.0	63.4	63.4	0.00	0.00	0.00
2006/11/27	06:10:00	99.9	99.3	96.3	88.5	86.3	93.6	99.3	-24.7	94.4	95.1	86.8	90.5	63.4	64.1	63.4	63.5	0.00	0.00	0.00
2006/11/27	06:11:00	99.9	99.1	96.3	88.5	86.4	93.5	99.3	-24.2	94.5	94.9	86.9	90.5	64.0	64.1	63.4	63.6	0.00	0.00	0.00
2006/11/27	06:12:00	99.9	99.1	96.3	88.5	86.3	93.5	99.3	-24.5	94.3	94.9	86.9	90.5	63.8	64.2	63.4	63.6	0.00	0.00	0.00
2006/11/27	06:13:00	99.8	99.1	96.3	88.3	86.3	93.3	99.3	-24.5	94.5	94.8	86.9	90.5	63.5	64.1	63.6	63.8	0.00	0.00	0.00
2006/11/27	06:14:00	99.8	99.1	96.3	88.4	86.3	93.3	99.3	-24.5	94.3	94.8	86.9	90.5	64.0	64.2	63.6	63.8	0.00	0.00	0.00
2006/11/27	06:15:00	99.8	99.1	96.3	88.4	86.1	93.3	99.3	-24.7	94.5	94.8	86.8	90.5	64.0	64.2	63.7	63.8	0.00	0.00	0.00
2006/11/27	06:16:00	99.8	99.1	96.1	88.4	86.2	93.3	99.3	-24.7	94.4	94.8	86.8	90.5	63.7	64.1	63.5	63.8	0.00	0.00	0.00
2006/11/27	06:17:00	99.8	99.1	96.1	88.4	86.4	93.3	99.3	-24.7	94.3	94.8	86.9	90.5	63.8	64.1	63.4	63.7	0.00	0.00	0.00
2006/11/27	06:18:00	99.7	99.1	96.3	88.4	86.2	93.3	99.3	-25.1	94.2	94.8	86.8	90.5	63.7	64.1	63.5	63.6	0.00	0.00	0.00
2006/11/27	06:19:00	99.7	99.1	96.1	88.4	86.4	93.3	99.3	-24.7	94.3	94.8	86.8	90.5	63.4	64.2	63.6	63.6	0.00	-0.01	0.00
2006/11/27	06:20:00	99.7	99.1	96.3	88.4	86.2	93.3	99.3	-24.6	94.4	94.8	86.8	90.5	63.4	64.0	63.6	63.7	0.00	0.00	0.00
2006/11/27	06:21:00	99.7	99.1	96.1	88.4	86.2	93.3	99.1	-24.7	94.3	94.7	86.8	90.5	63.3	64.1	63.4	63.8	0.00	0.00	0.00
2006/11/27	06:22:00	99.7	99.1	96.1	88.3	86.2	93.3	99.1	-24.7	94.3	94.7	86.8	90.5	63.4	64.1	63.4	63.5	0.00	0.00	0.00
2006/11/27	06:23:00	99.7	99.0	96.1	88.3	86.3	93.1	99.1	-24.6	94.2	94.7	86.8	90.5	63.7	64.0	63.4	63.5	0.00	0.00	0.00
2006/11/27	06:24:00	99.7	99.0	96.1	88.3	86.3	93.1	99.1	-24.6	94.1	94.7	86.7	90.5	63.4	64.0	63.5	63.8	0.00	0.00	0.00
2006/11/27	06:25:00	99.7	99.0	96.1	88.3	86.0	93.1	99.1	-24.7	94.1	94.6	86.7	90.5	62.8	63.9	63.2	63.6	0.00	0.00	0.00
2006/11/27	06:26:00	99.7	99.0	96.1	88.3	86.1	93.1	99.1	-11.6	94.1	94.6	86.7	90.5	62.8	63.7	63.2	63.5	0.00	0.00	0.00
2006/11/27	06:27:00	99.7	99.0	96.1	88.3	86.3	93.1	99.1	-22.5	94.2	94.6	86.7	90.5	63.6	63.8	63.4	63.5	0.00	0.00	0.00
2006/11/27	06:28:00	99.7	98.8	96.1	88.3	86.2	93.1	99.1	-25.5	94.2	94.6	86.7	90.3	63.4	63.9	63.4	63.6	0.00	0.00	0.00
2006/11/27	06:29:00	99.7	98.8	96.1	88.2	86.3	93.1	99.1	-22.9	94.1	94.6	86.7	90.3	63.7	64.1	63.5	63.6	0.00	0.00	0.00

Test Report TR63001-07N

Appendix C

Page 76 of 128

Heat Decay Run

Radioactive Material Transport Packaging System Safety Analysis Report
for Model AOS-025, AOS-050, and AOS-100 Transport Packages, Rev. G, July 27, 2012 (Docket No. 71-9316)

3-751

Date	Time	TC1	TC2	TC3	TC4	TC5	TC6	TC7	TC8	TC9	TC10	TC11	TC12	TC13	TC14	TC15	TC16	VDC	Amps	Watts
2006/11/27	06:30:00	99.7	98.8	96.1	88.2	86.2	93.1	99.1	-31.3	94.2	94.6	86.7	90.3	63.4	64.1	63.6	63.7	0.00	0.00	0.00
2006/11/27	06:31:00	99.6	98.8	96.0	88.1	86.1	93.1	99.0	-29.1	94.1	94.5	86.7	90.3	63.3	64.1	63.5	63.7	0.00	0.00	0.00
2006/11/27	06:32:00	99.6	98.8	96.0	88.2	86.2	93.0	98.8	-31.1	94.0	94.4	86.7	90.3	63.4	64.1	63.4	63.6	0.00	0.00	0.00
2006/11/27	06:33:00	99.6	98.8	96.0	88.1	86.1	93.0	98.8	-31.5	94.0	94.4	86.7	90.3	63.6	64.0	63.6	63.6	0.00	0.00	0.00
2006/11/27	06:34:00	99.6	98.8	96.0	88.1	86.1	93.0	98.8	-31.3	94.0	94.4	86.6	90.3	63.6	64.2	63.4	63.5	0.00	0.00	0.00
2006/11/27	06:35:00	99.3	98.6	95.8	88.0	86.0	92.8	98.6	-31.5	93.8	94.2	86.6	90.3	63.6	64.1	63.4	63.6	0.00	0.00	0.00
2006/11/27	06:36:00	99.5	98.6	95.8	88.0	85.9	92.8	98.6	-32.6	93.9	94.3	86.6	90.3	63.4	64.0	63.3	63.6	0.00	0.00	0.00
2006/11/27	06:37:00	99.5	98.6	95.8	88.0	86.0	92.8	98.6	-32.6	93.9	94.3	86.6	90.3	63.3	63.9	63.3	63.5	0.00	0.00	0.00
2006/11/27	06:38:00	99.5	98.6	95.8	88.0	86.1	92.8	98.6	-33.4	93.9	94.3	86.6	90.3	63.5	63.7	63.4	63.6	0.00	0.00	0.00
2006/11/27	06:39:00	99.3	98.6	95.8	88.0	85.9	92.8	98.6	-33.6	93.9	94.3	86.6	90.3	63.4	63.8	63.3	63.6	0.00	0.00	0.00
2006/11/27	06:40:00	99.5	98.6	95.8	88.1	86.0	92.8	98.8	-34.0	94.0	94.3	86.5	90.1	63.3	63.9	63.3	63.4	0.00	0.00	0.00
2006/11/27	06:41:00	99.5	98.6	95.6	88.1	86.1	92.8	98.6	-19.8	94.0	94.3	86.6	90.3	63.6	64.0	63.4	63.6	0.00	0.00	0.00
2006/11/27	06:42:00	99.5	98.6	95.8	88.1	86.0	92.8	98.8	-27.8	94.0	94.3	86.6	90.3	63.6	63.9	63.5	63.6	0.00	0.00	0.00
2006/11/27	06:43:00	99.3	98.6	95.6	88.0	85.8	92.6	98.6	-28.6	93.9	94.2	86.5	90.1	63.0	63.7	63.3	63.5	0.00	0.00	0.00
2006/11/27	06:44:00	99.3	98.6	95.6	87.8	85.8	92.6	98.4	-32.8	93.8	94.1	86.5	90.1	63.1	63.7	63.1	63.3	0.00	0.00	0.00
2006/11/27	06:45:00	99.3	98.4	95.6	87.8	85.9	92.4	98.3	-30.9	93.7	94.0	86.4	90.1	63.2	63.9	63.2	63.3	0.00	-0.01	0.00
2006/11/27	06:46:00	99.3	98.4	95.4	87.6	85.5	92.2	98.2	-23.1	93.6	93.9	86.4	90.1	62.8	63.7	63.0	63.2	-0.10	0.00	0.00
2006/11/27	06:47:00	99.1	98.3	95.4	87.6	85.6	92.3	98.1	-33.7	93.5	93.8	86.3	89.9	63.0	63.6	63.1	63.2	0.00	0.00	0.00
2006/11/27	06:48:00	99.1	98.3	95.4	87.6	85.6	92.4	98.1	-32.9	93.5	93.8	86.3	89.9	62.8	63.6	63.1	63.2	0.00	0.00	0.00
2006/11/27	06:49:00	99.1	98.3	95.4	87.6	85.6	92.2	98.2	-33.1	93.5	93.8	86.4	90.1	62.8	63.6	63.1	63.1	0.00	0.00	0.00
2006/11/27	06:50:00	99.1	98.2	95.4	87.6	85.3	92.3	98.1	-33.4	93.6	93.7	86.3	89.9	63.0	63.6	63.0	63.2	0.00	0.00	0.00
2006/11/27	06:51:00	99.1	98.2	95.3	87.6	85.3	92.2	98.1	-33.6	93.5	93.7	86.3	89.9	63.1	63.6	63.0	63.2	0.00	0.00	0.00
2006/11/27	06:52:00	99.1	98.2	95.3	87.4	85.5	92.2	98.1	-33.2	93.3	93.7	86.2	89.9	63.3	63.5	63.2	63.3	0.00	0.00	0.00
2006/11/27	06:53:00	99.1	98.1	95.2	87.4	85.5	92.1	97.9	-33.2	93.3	93.6	86.2	89.9	63.2	63.5	63.0	63.1	0.00	0.00	0.00
2006/11/27	06:54:00	99.1	98.1	95.2	87.4	85.1	92.1	98.1	-32.9	93.3	93.7	86.2	89.9	62.8	63.5	63.0	63.1	0.00	0.00	0.00
2006/11/27	06:55:00	99.1	98.1	95.2	87.4	85.5	92.2	97.9	-32.1	93.1	93.6	86.2	89.8	63.3	63.3	63.2	63.0	0.00	0.00	0.00
2006/11/27	06:56:00	99.1	98.1	95.2	87.4	85.3	92.1	97.9	-30.9	93.1	93.6	86.2	89.8	63.4	63.5	63.1	63.0	0.00	0.00	0.00
2006/11/27	06:57:00	99.0	98.1	95.2	87.3	85.3	92.0	97.8	-24.7	93.3	93.5	86.1	89.8	62.8	63.6	62.8	63.2	0.00	0.00	0.00
2006/11/27	06:58:00	99.0	98.1	95.1	87.3	85.1	91.9	97.7	-26.3	93.1	93.5	86.1	89.8	62.8	63.5	62.8	63.0	0.00	0.00	0.00
2006/11/27	06:59:00	99.0	98.1	95.1	87.3	85.1	91.9	97.7	-27.3	93.1	93.5	86.1	89.7	62.8	63.4	62.8	62.8	0.00	0.00	0.00
2006/11/27	07:00:00	99.0	98.1	95.1	87.3	85.1	92.0	97.7	-26.6	93.1	93.5	86.0	89.7	63.4	63.5	62.8	63.0	0.00	0.00	0.00
2006/11/27	07:01:00	99.0	98.1	95.1	87.3	85.3	92.0	97.7	-26.8	93.0	93.5	86.1	89.7	63.3	63.3	63.1	63.0	0.00	0.00	0.00
2006/11/27	07:02:00	99.0	98.1	95.1	87.3	85.1	92.0	97.6	-26.0	92.8	93.3	86.1	89.7	63.3	63.5	63.1	63.0	0.00	0.00	0.00
2006/11/27	07:03:00	98.8	98.1	95.1	87.1	85.1	91.9	97.5	-26.2	92.8	93.3	86.0	89.6	63.2	63.2	62.8	62.8	0.00	0.00	0.00
2006/11/27	07:04:00	98.8	97.9	95.1	87.1	85.1	91.9	97.5	-25.5	92.8	93.1	86.0	89.6	63.3	63.3	63.0	62.6	0.00	0.00	0.00
2006/11/27	07:05:00	98.8	97.9	95.1	87.1	85.1	91.9	97.5	-24.5	92.8	93.1	86.0	89.6	63.2	63.4	62.8	62.8	0.00	0.00	0.00
2006/11/27	07:06:00	98.8	97.9	95.1	87.1	85.1	91.9	97.5	-24.8	92.6	93.1	86.0	89.6	63.3	63.6	62.8	62.8	0.00	0.00	0.00
2006/11/27	07:07:00	98.8	97.9	95.1	87.1	85.1	91.9	97.5	-25.6	92.6	93.1	86.0	89.6	63.0	63.6	63.0	62.8	0.00	0.00	0.00
2006/11/27	07:08:00	98.8	97.9	95.1	87.3	85.3	91.9	97.5	-14.5	92.8	93.1	85.9	89.6	62.8	63.5	63.0	63.1	0.00	0.00	0.00
2006/11/27	07:09:00	98.8	97.9	94.9	87.1	85.1	91.9	97.5	-14.3	92.8	93.1	85.9	89.6	63.0	63.8	63.0	63.2	0.00	0.00	0.00
2006/11/27	07:10:00	98.8	97.9	95.1	87.3	85.1	92.0	97.5	-26.6	92.8	93.1	86.0	89.6	63.5	63.6	63.0	63.1	0.00	0.00	0.00
2006/11/27	07:11:00	98.8	97.9	95.1	87.3	85.1	91.9	97.5	-26.8	92.6	93.1	86.0	89.6	63.4	63.4	63.1	63.2	0.00	0.00	0.00
2006/11/27	07:12:00	98.8	97.9	95.1	87.1	85.1	91.8	97.5	-26.3	92.4	93.1	86.0	89.6	63.4	62.8	63.0	62.8	0.00	0.00	0.00
2006/11/27	07:13:00	98.8	97.9	95.1	87.1	85.3	91.8	97.5	-26.4	92.6	93.1	86.0	89.6	63.6	62.8	63.1	62.8	0.00	0.00	0.00
2006/11/27	07:14:00	98.8	97.8	94.9	87.1	85.1	92.0	97.5	-26.8	92.4	93.0	85.9	89.6	63.6	63.3	63.2	63.1	0.00	0.00	0.00
2006/11/27	07:15:00	98.8	97.8	94.9	87.1	85.1	91.8	97.4	-25.6	92.4	93.0	85.9	89.6	63.5	63.4	63.0	63.1	0.00	0.00	0.00
2006/11/27	07:16:00	98.6	97.8	94.9	87.1	85.1	91.8	97.3	-24.7	92.4	92.8	85.8	89.6	63.2	63.0	62.8	62.8	0.00	0.00	0.00
2006/11/27	07:17:00	98.6	97.8	94.9	87.1	85.1	91.8	97.3	-24.6	92.3	92.8	85.8	89.6	63.3	62.8	63.0	62.6	0.00	0.00	0.00
2006/11/27	07:18:00	98.6	97.7	94.9	87.1	85.1	91.8	97.3	-26.0	92.4	92.8	85.8	89.6	63.2	62.8	63.1	62.6	0.00	0.00	0.00
2006/11/27	07:19:00	98.6	97.8	94.8	87.1	85.1	91.8	97.4	-15.7	92.3	92.8	85.8	89.6	63.3	63.0	62.8	62.6	0.00	0.00	0.00
2006/11/27	07:20:00	98.6	97.7	94.8	87.1	85.1	91.8	97.3	-19.5	92.4	92.8	85.8	89.6	63.3	63.7	62.8	62.8	0.00	0.00	0.00
2006/11/27	07:21:00	98.6	97.7	94.8	87.1	85.1	91.7	97.3	-12.2	92.4	92.8	85.7	89.4	63.4	63.7	63.1	63.1	-0.10	0.00	0.00
2006/11/27	07:22:00	98.6	97.7	94.8	87.1	85.1	91.8	97.3	-22.3	92.4	92.8	85.8	89.4	63.5	63.6	63.2	63.2	0.00	0.00	0.00
2006/11/27	07:23:00	98.6	97.7	94.8	87.1	85.1	91.8	97.3	-26.3	92.4	92.8	85.8	89.6	63.6	63.9	63.3	63.4	0.00	0.00	0.00
2006/11/27	07:24:00	98.6	97.7	94.8	87.1	85.1	91.7	97.2	-26.2	92.1	92.8	85.7	89.4	63.5	63.3	63.1	63.2	0.00	0.00	0.00
2006/11/27	07:25:00	98.6	97.7	94.8	87.1	85.1	91.7	97.2	-26.4	92.2	92.8	85.7	89.4	63.4	63.1	63.1	62.8	0.00	0.00	0.00
2006/11/27	07:26:00	98.6	97.7	94.8	87.1	85.1	91.7	97.2	-26.8	92.1	92.6	85.7	89.4	63.5	63.1	63.0	62.8	0.00	0.00	0.00
2006/11/27	07:27:00	98.6	97.6	94.8	87.1	84.9	91.7	97.2	-26.2	92.2	92.6	85.7	89.3	63.4	63.4	63.0	62.8	0.00	0.00	0.00

Test Report TR63001-07N

Appendix C

Page 77 of 128

Heat Decay Run

3-752
for Model AOS-025, AOS-050, and AOS-100 Transport Packages, Rev. G, July 27, 2012 (Docket No. 71-9316)

Date	Time	TC1	TC2	TC3	TC4	TC5	TC6	TC7	TC8	TC9	TC10	TC11	TC12	TC13	TC14	TC15	TC16	VDC	Amps	Watts
2006/11/27	07:28:00	98.4	97.6	94.8	87.1	85.1	91.8	97.2	-26.6	92.3	92.6	85.7	89.4	63.4	63.6	63.0	63.1	0.00	0.00	0.00
2006/11/27	07:29:00	98.4	97.6	94.8	86.9	85.1	91.7	97.1	-26.6	92.2	92.6	85.6	89.3	63.2	63.0	62.8	62.8	0.00	0.00	0.00
2006/11/27	07:30:00	98.4	97.6	94.8	86.9	84.9	91.6	97.1	-26.6	92.0	92.6	85.7	89.3	63.1	62.6	62.8	62.3	0.00	0.00	0.00
2006/11/27	07:31:00	98.4	97.6	94.7	86.9	84.9	91.7	97.1	-23.8	92.1	92.6	85.7	89.3	63.0	62.6	62.6	62.3	0.00	0.00	0.00
2006/11/27	07:32:00	98.3	97.4	94.6	86.8	84.8	91.5	97.0	-26.6	91.8	92.3	85.7	89.3	62.6	62.4	62.6	61.6	0.00	0.00	0.00
2006/11/27	07:33:00	98.3	97.4	94.6	86.8	84.6	91.2	97.0	-26.2	91.7	92.3	85.7	89.3	61.8	61.1	61.7	60.4	0.00	0.00	0.00
2006/11/27	07:34:00	98.3	97.5	94.5	86.8	84.8	91.5	97.1	-27.0	91.9	92.4	85.7	89.3	61.5	61.2	61.1	60.6	0.00	0.00	0.00
2006/11/27	07:35:00	98.3	97.5	94.6	86.9	84.8	91.5	97.1	-26.8	92.1	92.6	85.7	89.3	61.6	61.6	61.1	60.9	0.00	0.00	0.00
2006/11/27	07:36:00	98.4	97.5	94.6	87.1	84.9	91.6	97.2	-33.6	92.2	92.8	85.7	89.3	62.3	62.2	61.9	61.6	0.00	0.00	0.00
2006/11/27	07:37:00	98.4	97.6	94.8	87.3	85.1	91.9	97.4	-5.1	92.4	93.0	85.8	89.4	62.6	62.3	62.3	62.0	0.00	0.00	0.00
2006/11/27	07:38:00	98.6	97.6	94.8	87.3	84.9	91.9	97.5	-6.1	92.2	93.0	85.8	89.4	61.5	61.1	62.3	60.9	0.00	0.00	0.00
2006/11/27	07:39:00	98.6	97.8	94.8	87.3	84.9	91.8	97.5	-0.6	92.2	93.1	86.0	89.6	61.1	61.1	61.0	60.2	0.00	0.00	0.00
2006/11/27	07:40:00	98.6	97.7	94.9	87.3	84.9	91.9	97.5	-7.5	92.6	93.1	86.0	89.6	61.3	61.3	61.0	61.1	0.00	0.00	0.00
2006/11/27	07:41:00	98.6	97.8	95.1	87.6	85.3	92.2	97.7	-7.7	92.8	93.3	86.1	89.7	61.7	61.8	61.8	61.5	0.00	0.00	0.00
2006/11/27	07:42:00	98.6	97.8	95.1	87.6	85.5	92.1	97.7	-8.5	92.8	93.3	86.0	89.6	62.2	61.9	62.0	61.2	0.00	0.00	0.00
2006/11/27	07:43:00	98.6	97.8	94.9	87.4	85.3	92.0	97.6	-9.5	92.6	93.3	85.9	89.6	62.4	61.7	62.3	61.6	-0.10	0.00	0.00
2006/11/27	07:44:00	98.6	97.7	94.9	87.3	85.3	92.1	97.6	-9.1	92.8	93.3	85.9	89.4	62.4	62.2	62.3	61.9	-0.10	0.00	0.00
2006/11/27	07:45:00	98.6	97.7	94.9	87.3	85.3	92.0	97.6	-8.3	92.6	93.1	85.9	89.4	62.4	62.2	62.3	62.0	-0.10	0.00	0.00
2006/11/27	07:46:00	98.4	97.7	94.8	87.3	85.1	91.7	97.5	-10.8	92.4	93.1	85.9	89.4	62.3	62.1	62.1	61.4	-0.10	0.00	0.00
2006/11/27	07:47:00	98.6	97.6	94.7	87.3	85.3	91.7	97.5	-10.8	92.6	93.1	85.8	89.3	62.1	61.7	62.1	61.2	-0.10	0.00	0.00
2006/11/27	07:48:00	98.4	97.6	94.6	87.3	85.3	91.7	97.4	-11.8	92.4	93.0	85.7	89.3	62.1	61.9	62.1	61.5	-0.10	0.00	0.00
2006/11/27	07:49:00	98.3	97.5	94.5	87.1	85.1	91.5	97.3	-11.3	92.2	92.8	85.7	89.3	62.2	61.6	62.3	61.3	-0.10	0.00	0.00
2006/11/27	07:50:00	98.3	97.5	94.5	87.1	85.1	91.5	97.3	-11.2	92.3	92.8	85.7	89.2	62.0	61.5	62.2	61.3	-0.10	0.00	0.00
2006/11/27	07:51:00	98.3	97.5	94.4	87.1	85.1	91.4	97.3	-11.5	92.3	92.8	85.6	89.2	62.0	62.0	62.1	61.3	-0.10	-0.01	0.00
2006/11/27	07:52:00	98.2	97.4	94.4	87.1	85.1	91.5	97.2	-10.5	92.2	92.6	85.6	89.1	62.1	62.0	62.1	61.4	-0.10	0.00	0.00
2006/11/27	07:53:00	98.2	97.4	94.4	87.1	85.1	91.4	97.2	-11.2	92.2	92.6	85.5	89.1	62.0	61.9	61.8	61.2	-0.10	-0.01	0.00
2006/11/27	07:54:00	98.2	97.4	94.4	87.1	85.1	91.3	97.2	-11.1	92.2	92.6	85.5	89.1	61.8	61.8	61.7	61.3	-0.10	-0.01	0.00
2006/11/27	07:55:00	98.1	97.4	94.5	86.9	85.1	91.6	97.2	-11.6	92.2	92.6	85.6	89.1	61.8	61.7	61.8	61.1	-0.10	0.00	0.00
2006/11/27	07:56:00	98.1	97.4	94.4	86.9	85.1	91.5	97.2	-9.8	92.2	92.6	85.6	89.1	61.9	61.7	61.8	61.0	-0.10	-0.01	0.00
2006/11/27	07:57:00	98.1	97.4	94.3	86.9	84.9	91.4	97.2	-12.5	92.0	92.4	85.6	89.2	61.8	61.4	61.8	60.9	-0.10	0.00	0.00
2006/11/27	07:58:00	98.1	97.4	94.3	86.9	85.1	91.2	97.2	-12.7	92.2	92.4	85.6	89.2	61.8	61.8	61.6	60.9	-0.10	-0.01	0.00
2006/11/27	07:59:00	98.2	97.5	94.6	87.1	85.1	91.7	97.3	-12.8	92.2	92.6	85.6	89.2	61.8	61.3	61.8	61.2	-0.10	-0.01	0.00
2006/11/27	08:00:00	98.1	97.4	94.5	86.9	84.8	91.4	97.2	-12.9	92.1	92.4	85.6	89.1	61.9	61.4	61.7	61.1	-0.10	0.00	0.00
2006/11/27	08:01:00	98.1	97.4	94.5	86.9	84.9	91.6	97.2	-13.3	92.2	92.6	85.6	89.1	61.9	61.4	61.7	61.2	-0.10	-0.01	0.00
2006/11/27	08:02:00	98.1	97.5	94.5	87.1	85.1	91.6	97.2	-5.3	92.2	92.6	85.6	89.1	61.7	61.6	61.6	61.2	-0.10	-0.01	0.00
2006/11/27	08:03:00	98.1	97.4	94.5	86.9	85.1	91.6	97.2	-21.1	92.2	92.6	85.6	89.1	61.7	61.6	61.6	60.8	-0.10	-0.01	0.00
2006/11/27	08:04:00	98.1	97.4	94.5	86.9	85.1	91.6	97.2	-21.5	92.1	92.4	85.5	89.1	61.9	61.6	61.7	61.2	-0.10	-0.01	0.00
2006/11/27	08:05:00	98.1	97.4	94.5	86.9	84.9	91.5	97.1	-20.9	92.0	92.4	85.5	89.1	61.9	61.6	61.7	61.5	-0.10	0.00	0.00
2006/11/27	08:06:00	98.1	97.3	94.4	86.9	84.8	91.3	97.0	-22.1	91.9	92.2	85.5	89.0	61.8	61.3	61.4	60.8	-0.10	0.00	0.00
2006/11/27	08:07:00	97.9	97.2	94.3	86.7	84.8	91.4	97.0	-21.9	91.8	92.2	85.3	88.9	61.8	61.4	61.5	61.0	-0.10	-0.01	0.00
2006/11/27	08:08:00	97.9	97.2	94.3	86.6	84.6	91.2	96.9	-21.6	91.7	92.0	85.3	88.9	61.7	61.3	61.6	60.8	-0.10	-0.01	0.00
2006/11/27	08:09:00	97.9	97.2	94.2	86.6	84.6	91.2	96.9	-22.7	91.7	92.0	85.3	88.9	61.8	61.3	61.5	60.9	-0.10	-0.01	0.00
2006/11/27	08:10:00	97.9	97.2	94.2	86.7	84.8	91.3	96.9	-21.1	91.8	92.0	85.3	88.9	61.7	61.5	61.5	61.0	-0.10	-0.01	0.00
2006/11/27	08:11:00	97.8	97.2	94.2	86.7	84.6	91.2	96.8	-24.1	91.7	92.0	85.3	88.9	61.7	61.3	61.6	60.8	-0.10	-0.01	0.00
2006/11/27	08:12:00	97.8	97.1	94.2	86.6	84.6	91.2	96.8	-24.2	91.7	92.0	85.3	88.9	61.9	61.3	61.7	61.2	-0.10	-0.01	0.00
2006/11/27	08:13:00	97.8	97.2	94.3	86.7	84.8	91.3	96.8	-23.9	91.8	92.0	85.3	88.9	61.8	61.3	61.4	61.0	-0.10	-0.01	0.00
2006/11/27	08:14:00	97.8	97.2	94.3	86.7	84.8	91.3	96.9	-22.3	91.8	92.0	85.3	88.9	61.8	61.6	61.5	61.1	-0.10	-0.01	0.00
2006/11/27	08:15:00	97.8	97.1	94.2	86.7	84.8	91.3	96.8	-24.7	91.7	92.0	85.3	88.9	61.7	61.3	61.6	60.8	-0.10	-0.01	0.00
2006/11/27	08:16:00	97.9	97.2	94.3	86.7	84.8	91.4	97.0	-25.2	91.8	92.1	85.3	88.9	61.9	61.5	61.8	60.6	-0.10	-0.01	0.00
2006/11/27	08:17:00	98.1	97.3	94.3	86.9	85.1	91.5	97.1	-23.1	91.9	92.2	85.3	89.0	61.8	61.8	61.6	60.6	-0.10	-0.01	0.00
2006/11/27	08:18:00	98.1	97.3	94.4	86.9	84.9	91.5	97.1	-24.6	92.0	92.3	85.3	89.0	61.9	61.4	61.7	61.4	-0.10	-0.01	0.00
2006/11/27	08:19:00	98.1	97.4	94.4	87.1	85.1	91.6	97.2	-24.3	92.1	92.4	85.5	89.1	62.2	61.6	61.9	61.3	-0.10	-0.01	0.00
2006/11/27	08:20:00	98.1	97.3	94.5	87.1	85.1	91.6	97.2	-24.7	92.1	92.4	85.3	89.1	62.1	61.6	62.1	61.1	-0.10	-0.01	0.00
2006/11/27	08:21:00	98.1	97.4	94.5	87.1	85.1	91.7	97.3	-25.3	92.0	92.4	85.3	89.1	62.0	61.6	62.0	61.4	-0.10	-0.01	0.00
2006/11/27	08:22:00	98.1	97.3	94.4	86.9	84.9	91.6	97.2	-25.1	92.0	92.4	85.5	89.1	62.1	61.8	62.1	61.5	-0.10	-0.01	0.00
2006/11/27	08:23:00	98.1	97.3	94.4	87.1	84.9	91.6	97.2	-25.4	92.0	92.4	85.3	89.0	62.0	61.8	62.0	61.4	-0.10	-0.01	0.00
2006/11/27	08:24:00	97.9	97.2	94.3	86.9	84.9	91.5	97.1	-22.5	91.9	92.3	85.3	89.0	62.1	62.0	62.0	61.1	-0.10	-0.01	0.00
2006/11/27	08:25:00	97.9	97.2	94.3	86.9	84.9	91.4	97.1	-19.5	91.9	92.3	85.3	89.0	62.1	61.4	62.0	61.3	-0.10	-0.01	0.00

Test Report TR63001-07N

Appendix C

Page 78 of 128

Heat Decay Run

Radioactive Material Transport Packaging System Safety Analysis Report
for Model AOS-025, AOS-050, and AOS-100 Transport Packages, Rev. G, July 27, 2012 (Docket No. 71-9316)

3-753

Date	Time	TC1	TC2	TC3	TC4	TC5	TC6	TC7	TC8	TC9	TC10	TC11	TC12	TC13	TC14	TC15	TC16	VDC	Amps	Watts
2006/11/27	08:26:00	97.8	97.2	94.3	86.8	84.8	91.5	97.0	-26.1	91.8	92.2	85.3	89.0	62.1	61.6	62.1	61.3	-0.10	-0.01	0.00
2006/11/27	08:27:00	97.8	97.1	94.3	86.7	84.8	91.4	97.0	-26.2	91.8	92.1	85.3	89.0	62.2	61.9	62.2	61.5	-0.10	-0.01	0.00
2006/11/27	08:28:00	97.8	97.1	94.2	86.7	84.8	91.4	97.0	-26.6	91.8	92.2	85.1	88.9	62.1	62.0	62.1	61.2	-0.10	-0.01	0.00
2006/11/27	08:29:00	97.8	97.1	94.3	86.7	84.8	91.4	96.9	-26.8	91.8	92.2	85.3	88.9	62.1	62.0	61.9	61.1	-0.10	-0.01	0.00
2006/11/27	08:30:00	97.7	97.0	94.2	86.6	84.8	91.4	96.8	-26.3	91.7	92.0	85.1	88.9	62.1	61.7	61.8	61.4	-0.10	-0.01	0.00
2006/11/27	08:31:00	97.6	97.0	94.1	86.6	84.6	91.1	96.8	-26.3	91.7	91.9	85.1	88.8	61.8	61.5	61.6	61.1	-0.10	-0.01	0.00
2006/11/27	08:32:00	97.6	96.9	94.1	86.5	84.6	91.3	96.7	-26.8	91.6	91.9	85.1	88.8	61.9	61.4	61.8	61.1	-0.10	-0.01	0.00
2006/11/27	08:33:00	97.6	97.0	94.1	86.6	84.6	91.3	96.7	-27.2	91.7	91.9	85.1	88.8	62.1	61.5	62.1	61.2	-0.10	-0.01	0.00
2006/11/27	08:34:00	97.6	96.9	94.1	86.6	84.8	91.2	96.7	-26.8	91.7	91.9	85.1	88.8	62.2	62.0	62.1	61.3	0.00	-0.01	0.00
2006/11/27	08:35:00	97.5	96.9	94.0	86.5	84.6	91.2	96.7	-26.2	91.5	91.8	85.1	88.8	62.1	61.5	61.9	60.9	-0.10	-0.01	0.00
2006/11/27	08:36:00	97.5	96.8	94.0	86.5	84.6	91.2	96.6	-27.8	91.5	91.8	84.9	88.7	62.2	61.7	62.0	61.3	-0.10	-0.01	0.00
2006/11/27	08:37:00	97.5	96.8	93.9	86.4	84.6	91.1	96.6	-26.4	91.5	91.8	85.1	88.7	62.0	61.4	61.9	61.1	0.00	0.00	0.00
2006/11/27	08:38:00	97.4	96.7	93.9	86.3	84.6	90.8	96.5	-27.6	91.3	91.7	84.9	88.6	62.0	61.6	61.7	61.1	-0.10	-0.01	0.00
2006/11/27	08:39:00	97.4	96.7	93.8	86.3	84.4	90.8	96.3	-27.2	91.3	91.7	84.9	88.6	62.3	61.3	61.7	61.1	-0.10	0.00	0.00
2006/11/27	08:40:00	97.3	96.7	93.8	86.3	84.3	90.8	96.3	-27.4	91.2	91.6	84.8	88.6	62.2	61.7	61.8	61.2	-0.10	-0.01	0.00
2006/11/27	08:41:00	97.4	96.7	93.8	86.3	84.3	90.8	96.3	-27.3	91.2	91.6	84.8	88.6	62.1	61.5	61.7	61.0	-0.10	0.00	0.00
2006/11/27	08:42:00	97.4	96.7	93.8	86.2	84.3	90.8	96.3	-27.4	91.2	91.5	84.8	88.5	61.9	61.6	61.7	61.1	-0.10	0.00	0.00
2006/11/27	08:43:00	97.4	96.6	93.7	86.2	84.2	90.8	96.3	-28.3	91.1	91.5	84.8	88.5	61.9	61.3	61.6	60.6	-0.10	0.00	0.00
2006/11/27	08:44:00	97.4	96.6	93.7	86.2	84.2	90.8	96.1	-27.4	91.0	91.4	84.8	88.5	62.0	61.5	61.7	61.0	-0.10	-0.01	0.00
2006/11/27	08:45:00	97.4	96.6	93.7	86.2	84.2	90.8	96.3	-27.8	91.1	91.4	84.8	88.4	61.9	61.3	61.8	60.9	-0.10	-0.01	0.00
2006/11/27	08:46:00	97.4	96.6	93.7	86.3	84.3	90.8	96.3	-28.1	91.1	91.5	84.8	88.5	61.9	61.7	61.7	61.1	-0.10	-0.01	0.00
2006/11/27	08:47:00	97.4	96.6	93.7	86.3	84.3	90.8	96.1	-23.1	91.2	91.4	84.8	88.5	62.0	61.8	61.6	61.2	-0.10	-0.01	0.00
2006/11/27	08:48:00	97.3	96.6	93.7	86.3	84.2	90.8	96.1	-27.6	90.8	91.4	84.8	88.5	62.0	61.2	61.8	61.1	-0.10	-0.01	0.00
2006/11/27	08:49:00	97.3	96.6	93.6	86.3	84.3	90.8	96.1	-25.5	90.8	91.4	84.8	88.5	62.0	61.5	61.7	60.9	-0.10	-0.01	0.00
2006/11/27	08:50:00	97.4	96.6	93.7	86.3	84.4	90.8	96.3	-28.1	91.2	91.4	84.8	88.5	62.0	62.0	61.9	61.2	-0.10	-0.01	0.00
2006/11/27	08:51:00	97.4	96.6	93.7	86.3	84.2	90.8	96.3	-21.3	91.2	91.5	84.6	88.5	62.2	61.8	62.1	61.3	-0.10	-0.01	0.00
2006/11/27	08:52:00	97.3	96.6	93.6	86.2	84.2	90.8	96.1	-27.2	91.0	91.4	84.8	88.5	62.2	61.5	61.7	61.1	-0.10	-0.01	0.00
2006/11/27	08:53:00	97.3	96.5	93.7	86.3	84.2	90.7	96.1	-27.4	91.0	91.3	84.6	88.4	62.2	61.7	61.9	61.1	-0.10	-0.01	0.00
2006/11/27	08:54:00	97.4	96.5	93.7	86.3	84.4	90.8	96.3	-27.0	91.2	91.4	84.6	88.4	62.1	61.7	61.9	61.1	-0.10	-0.01	0.00
2006/11/27	08:55:00	97.3	96.6	93.7	86.3	84.4	91.0	96.3	-22.7	91.2	91.4	84.8	88.5	62.2	62.0	62.1	61.4	-0.10	0.00	0.00
2006/11/27	08:56:00	97.3	96.6	93.7	86.4	84.3	90.8	96.3	-27.6	91.2	91.5	84.8	88.5	62.1	61.6	62.0	61.1	-0.10	-0.01	0.00
2006/11/27	08:57:00	97.3	96.6	93.7	86.4	84.4	91.1	96.3	-26.6	91.2	91.5	84.6	88.5	62.1	61.9	62.0	61.3	-0.10	-0.01	0.00
2006/11/27	08:58:00	97.3	96.6	93.7	86.4	84.4	91.1	96.5	-18.5	91.2	91.6	84.6	88.5	62.1	61.4	62.0	61.0	-0.10	-0.01	0.00
2006/11/27	08:59:00	97.3	96.5	93.7	86.4	84.4	90.8	96.3	-28.1	91.3	91.6	84.6	88.5	62.1	61.6	61.9	61.0	-0.10	-0.01	0.00
2006/11/27	09:00:00	97.3	96.5	93.7	86.4	84.3	91.0	96.3	-28.2	91.2	91.6	84.6	88.5	62.1	61.9	61.9	61.4	-0.10	-0.01	0.00
2006/11/27	09:01:00	97.3	96.5	93.7	86.4	84.3	90.8	96.3	-28.8	91.2	91.6	84.6	88.5	62.2	62.0	62.0	61.2	-0.10	-0.01	0.00
2006/11/27	09:02:00	97.3	96.5	93.7	86.3	84.6	90.8	96.3	-18.3	91.2	91.6	84.6	88.5	62.3	61.7	62.1	61.4	-0.10	-0.01	0.00
2006/11/27	09:03:00	97.2	96.5	93.7	86.3	84.4	90.8	96.3	-28.9	91.2	91.6	84.6	88.5	62.4	62.0	62.1	61.5	-0.10	-0.01	0.00
2006/11/27	09:04:00	97.2	96.5	93.7	86.3	84.6	90.8	96.3	-23.9	91.2	91.5	84.6	88.5	62.4	62.0	62.2	61.7	-0.10	-0.01	0.00
2006/11/27	09:05:00	97.2	96.5	93.7	86.3	84.6	91.0	96.3	-18.9	91.3	91.6	84.6	88.5	62.3	62.2	62.4	61.7	-0.10	-0.01	0.00
2006/11/27	09:06:00	97.1	96.5	93.7	86.4	84.6	91.1	96.3	-20.6	91.3	91.6	84.6	88.6	62.6	62.0	62.2	61.6	-0.10	-0.01	0.00
2006/11/27	09:07:00	97.2	96.6	93.7	86.4	84.3	91.0	96.3	-24.6	91.2	91.6	84.6	88.6	62.6	61.9	62.2	61.5	-0.10	-0.01	0.00
2006/11/27	09:08:00	97.2	96.5	93.6	86.3	84.4	91.0	96.3	-28.6	91.2	91.5	84.6	88.5	62.4	61.8	62.3	61.4	-0.10	-0.01	0.00
2006/11/27	09:09:00	97.2	96.5	93.7	86.2	84.2	90.8	96.3	-20.7	91.2	91.5	84.4	88.4	62.2	62.1	62.2	61.8	-0.10	-0.01	0.00
2006/11/27	09:10:00	97.1	96.3	93.6	86.2	84.3	91.0	96.1	-29.0	91.2	91.5	84.4	88.4	62.4	62.4	62.2	61.9	-0.10	-0.01	0.00
2006/11/27	09:11:00	97.1	96.3	93.6	86.2	84.2	90.8	96.1	-28.6	91.2	91.4	84.6	88.4	62.4	62.4	62.3	62.0	-0.10	-0.01	0.00
2006/11/27	09:12:00	97.1	96.3	93.6	86.2	84.2	91.0	96.1	-27.0	91.1	91.4	84.4	88.4	62.6	62.4	62.3	62.2	-0.10	-0.01	0.00
2006/11/27	09:13:00	97.1	96.3	93.6	86.2	84.1	90.8	96.1	-29.0	91.3	91.5	84.4	88.4	62.8	62.8	62.3	62.3	-0.10	-0.01	0.00
2006/11/27	09:14:00	97.0	96.3	93.5	86.1	84.1	90.8	96.1	-22.1	91.1	91.4	84.4	88.4	62.8	62.8	62.4	61.8	-0.10	-0.01	0.00
2006/11/27	09:15:00	97.0	96.3	93.3	86.0	84.0	90.7	96.0	-29.1	91.1	91.3	84.6	88.3	62.6	61.9	62.2	61.7	-0.10	0.00	0.00
2006/11/27	09:16:00	97.0	96.1	93.3	85.9	83.9	90.6	95.8	-15.6	91.0	91.3	84.3	88.2	62.6	62.0	62.2	61.8	-0.10	-0.01	0.00
2006/11/27	09:17:00	96.9	96.1	93.3	85.8	83.9	90.6	95.8	-20.1	91.0	91.2	84.3	88.2	62.1	61.9	62.0	61.6	-0.10	-0.01	0.00
2006/11/27	09:18:00	96.8	96.1	93.1	85.8	83.7	90.5	95.8	-29.6	91.0	91.2	84.2	88.2	61.9	62.0	61.6	61.6	-0.10	-0.01	0.00
2006/11/27	09:19:00	96.8	96.1	93.3	85.9	84.0	90.6	95.8	-29.0	91.1	91.3	84.2	88.2	61.8	62.6	61.8	61.9	-0.10	-0.01	0.00
2006/11/27	09:20:00	96.9	96.1	93.3	86.0	83.9	90.7	96.0	-29.6	91.2	91.4	84.2	88.2	62.2	62.6	61.9	62.0	-0.10	-0.01	0.00
2006/11/27	09:21:00	96.9	96.1	93.3	85.9	84.1	90.6	96.0	-30.8	91.2	91.4	84.3	88.2	62.1	62.4	61.9	62.0	-0.10	-0.01	0.00
2006/11/27	09:22:00	96.9	96.1	93.3	85.9	84.1	90.6	96.0	-30.9	91.2	91.4	84.3	88.2	62.3	62.1	61.8	61.8	-0.10	-0.01	0.00
2006/11/27	09:23:00	96.9	96.1	93.1	85.8	83.9	90.5	95.8	-30.6	91.1	91.3	84.3	88.2	62.2	62.1	61.5	61.5	-0.10	-0.01	0.00

Test Report TR63001-07N

Appendix C

Page 79 of 128

Heat Decay Run

3-754
for Model AOS-025, AOS-050, and AOS-100 Transport Packages, Rev. G, July 27, 2012 (Docket No. 71-9316)

Radioactive Material Transport Packaging System Safety Analysis Report

Date	Time	TC1	TC2	TC3	TC4	TC5	TC6	TC7	TC8	TC9	TC10	TC11	TC12	TC13	TC14	TC15	TC16	VDC	Amps	Watts
2006/11/27	09:24:00	96.8	96.0	93.1	85.8	83.8	90.3	95.8	-31.1	91.1	91.2	84.3	88.2	62.1	62.0	61.5	61.8	-0.10	-0.01	0.00
2006/11/27	09:25:00	96.8	96.1	93.1	85.8	83.7	90.3	95.8	-31.6	91.1	91.2	84.2	88.2	61.3	62.6	61.5	61.9	-0.10	-0.01	0.00
2006/11/27	09:26:00	96.8	96.0	93.1	85.8	83.8	90.3	95.6	-31.6	91.1	91.3	84.2	88.1	61.3	62.4	61.3	61.8	-0.10	-0.01	0.00
2006/11/27	09:27:00	96.8	96.0	93.1	85.8	83.9	90.3	95.8	-32.1	90.8	91.2	84.2	88.1	61.9	62.1	61.7	61.7	-0.10	-0.01	0.00
2006/11/27	09:28:00	96.8	96.0	93.0	85.7	83.8	90.3	95.8	-32.3	90.8	91.3	84.2	88.0	61.8	62.3	61.8	61.9	-0.10	-0.01	0.00
2006/11/27	09:29:00	96.8	95.8	93.0	85.6	83.6	90.1	95.6	-32.3	91.0	91.2	84.1	88.0	62.2	62.3	61.8	61.7	-0.10	-0.01	0.00
2006/11/27	09:30:00	96.8	95.8	93.0	85.6	83.6	90.3	95.6	-32.3	91.0	91.2	84.1	88.0	62.8	62.1	61.7	61.8	-0.10	-0.01	0.00
2006/11/27	09:31:00	96.8	95.8	93.0	85.6	83.7	90.3	95.6	-32.9	90.8	91.2	84.1	88.0	62.8	62.2	61.6	61.6	-0.10	-0.01	0.00
2006/11/27	09:32:00	96.7	95.8	92.8	85.6	83.7	90.3	95.6	-32.8	90.7	91.2	84.1	88.0	62.3	62.1	61.6	61.6	-0.10	-0.01	0.00
2006/11/27	09:33:00	96.7	95.8	92.8	85.6	83.7	90.3	95.4	-32.6	90.8	91.1	84.1	88.0	61.9	62.2	61.6	61.6	-0.10	-0.01	0.00
2006/11/27	09:34:00	96.7	95.8	92.8	85.6	83.7	90.1	95.4	-32.8	90.7	91.2	84.1	87.8	62.0	61.8	61.7	61.6	-0.10	0.00	0.00
2006/11/27	09:35:00	96.6	95.6	92.8	85.6	83.6	90.1	95.4	-32.3	90.7	91.1	84.1	87.8	62.0	62.3	61.9	61.5	-0.10	0.00	0.00
2006/11/27	09:36:00	96.6	95.8	92.8	85.7	83.5	90.1	95.6	-19.5	90.8	91.2	84.1	88.0	61.8	62.3	61.8	62.0	-0.10	-0.01	0.00
2006/11/27	09:37:00	96.7	95.8	92.8	85.7	83.8	90.3	95.6	-33.6	91.0	91.3	84.1	87.8	61.8	62.6	61.8	61.9	-0.10	0.00	0.00
2006/11/27	09:38:00	96.6	95.6	92.8	85.7	83.8	90.3	95.6	-36.1	91.0	91.2	84.0	87.8	61.9	62.6	61.9	61.9	-0.10	0.00	0.00
2006/11/27	09:39:00	96.7	95.8	93.0	85.7	83.8	90.3	95.6	-36.7	91.1	91.3	84.1	88.0	61.9	62.6	61.9	62.2	-0.10	0.00	0.00
2006/11/27	09:40:00	96.6	95.8	92.8	85.7	83.8	90.1	95.6	-27.3	90.8	91.2	84.1	88.0	62.4	62.3	61.9	62.0	-0.10	0.00	0.00
2006/11/27	09:41:00	96.6	95.8	92.8	85.7	83.7	90.1	95.6	-30.0	90.8	91.2	84.1	88.0	62.1	61.9	61.9	61.9	-0.10	0.00	0.00
2006/11/27	09:42:00	96.7	95.8	93.1	85.8	83.7	90.3	95.6	-37.1	91.1	91.3	84.1	88.0	62.0	62.8	62.1	62.2	0.00	0.00	0.00
2006/11/27	09:43:00	96.6	95.8	93.1	85.8	83.9	90.3	95.6	-37.1	91.1	91.3	84.1	88.0	62.2	63.0	62.0	62.3	-0.10	0.00	0.00
2006/11/27	09:44:00	96.7	95.8	93.1	85.8	83.8	90.3	95.6	-36.6	90.8	91.2	84.1	88.0	62.0	63.1	62.0	62.0	0.00	0.00	0.00
2006/11/27	09:45:00	96.6	95.8	93.1	85.8	83.9	90.3	95.6	-37.6	91.0	91.2	84.1	87.8	62.0	63.1	62.0	62.2	0.00	0.00	0.00
2006/11/27	09:46:00	96.6	95.8	93.0	85.7	83.7	90.1	95.6	-37.3	90.8	91.1	84.1	87.8	61.5	62.8	61.8	62.1	-0.10	0.00	0.00
2006/11/27	09:47:00	96.5	95.6	92.8	85.5	83.5	90.1	95.3	-37.8	90.8	91.0	84.0	87.8	61.4	62.6	61.7	62.0	0.00	0.00	0.00
2006/11/27	09:48:00	96.3	95.6	92.8	85.5	83.6	89.9	95.3	-38.1	90.6	91.0	84.0	87.8	61.8	62.4	61.7	61.9	0.00	0.00	0.00
2006/11/27	09:49:00	96.5	95.6	92.8	85.5	83.6	89.9	95.3	-38.1	90.7	91.0	84.0	87.8	62.0	62.6	61.9	62.0	0.00	0.00	0.00
2006/11/27	09:50:00	96.5	95.6	92.8	85.5	83.7	90.1	95.4	-38.1	90.8	91.0	84.0	87.8	62.1	63.0	62.0	62.2	-0.10	0.00	0.00
2006/11/27	09:51:00	96.5	95.6	93.0	85.7	83.7	90.3	95.6	-37.8	91.0	91.1	84.0	87.8	62.2	63.1	62.1	62.4	0.00	0.00	0.00
2006/11/27	09:52:00	96.5	95.8	93.0	85.6	83.8	90.1	95.4	-37.8	90.8	91.0	84.0	87.8	62.3	63.1	62.1	62.3	0.00	0.00	0.00
2006/11/27	09:53:00	96.3	95.6	92.8	85.5	83.4	89.7	95.1	-37.5	90.3	90.7	83.9	87.8	60.8	62.3	61.2	60.8	0.00	0.00	0.00
2006/11/27	09:54:00	96.3	95.6	92.4	85.3	82.8	89.1	95.1	-36.7	89.9	90.3	84.0	87.6	59.7	59.2	58.4	58.9	0.00	0.00	0.00
2006/11/27	09:55:00	96.3	95.4	92.4	85.1	83.0	89.3	94.9	-38.3	89.8	90.1	83.9	87.4	59.8	59.5	58.4	58.9	0.00	0.00	0.00
2006/11/27	09:56:00	96.1	95.3	92.3	84.9	82.8	89.2	94.7	-38.8	89.6	90.1	83.8	87.4	60.2	59.3	59.7	58.9	-0.10	0.00	0.00
2006/11/27	09:57:00	96.1	95.2	92.3	84.8	82.6	89.1	94.6	-39.6	89.7	89.9	83.7	87.3	60.4	60.4	60.2	59.8	-0.10	0.00	0.00
2006/11/27	09:58:00	96.1	95.2	92.2	84.8	83.0	89.2	94.6	-39.4	89.7	90.1	83.7	87.3	60.6	61.0	60.6	60.4	-0.10	0.00	0.00
2006/11/27	09:59:00	96.1	95.2	92.3	84.9	82.8	89.1	94.6	-30.2	89.8	90.1	83.7	87.3	60.6	61.6	60.9	60.9	-0.10	0.00	0.00
2006/11/27	10:00:00	96.1	95.2	92.3	84.9	82.6	89.1	94.7	-35.6	89.9	90.1	83.7	87.4	60.6	61.7	60.9	61.0	-0.10	0.00	0.00
2006/11/27	10:01:00	96.3	95.2	92.4	85.1	82.8	89.3	94.7	-40.0	90.1	90.3	83.8	87.4	60.6	62.2	61.0	61.3	-0.10	0.00	0.00
2006/11/27	10:02:00	96.3	95.2	92.3	85.1	83.1	89.4	94.8	-39.1	90.1	90.5	83.8	87.6	60.9	62.0	61.1	61.5	-0.10	0.00	0.00
2006/11/27	10:03:00	96.3	95.3	92.3	85.1	83.1	89.4	94.9	-35.8	90.3	90.5	83.8	87.6	61.0	61.9	61.0	61.3	-0.10	0.00	0.00
2006/11/27	10:04:00	96.3	95.3	92.4	85.1	83.1	89.6	94.9	-39.8	90.1	90.5	83.8	87.6	61.2	62.0	61.2	61.3	-0.10	0.00	0.00
2006/11/27	10:05:00	96.3	95.2	92.4	85.1	83.2	89.6	94.9	-40.1	90.3	90.6	83.8	87.6	61.4	62.4	61.4	61.6	-0.10	0.00	0.00
2006/11/27	10:06:00	96.1	95.2	92.4	85.1	83.1	89.6	94.9	-40.3	90.3	90.6	83.8	87.6	61.7	62.4	61.6	61.8	0.00	0.00	0.00
2006/11/27	10:07:00	96.1	95.2	92.4	85.1	83.1	89.6	94.8	-40.6	90.3	90.5	83.8	87.6	61.7	62.6	61.7	61.8	0.00	0.00	0.00
2006/11/27	10:08:00	96.1	95.2	92.4	85.1	83.0	89.1	94.8	-36.4	89.7	90.3	83.8	87.6	61.2	61.3	60.4	60.2	0.00	0.00	0.00
2006/11/27	10:09:00	96.1	95.2	92.4	85.1	83.0	89.4	94.8	-37.5	89.9	90.3	83.8	87.6	60.8	61.5	60.4	60.6	-0.10	0.00	0.00
2006/11/27	10:10:00	96.1	95.1	92.3	85.1	82.8	89.3	94.7	-36.0	89.9	90.1	83.7	87.4	60.9	62.0	61.0	61.2	0.00	0.00	0.00
2006/11/27	10:11:00	96.1	95.1	92.3	85.1	83.0	89.1	94.6	-41.2	89.6	90.1	83.7	87.4	61.0	61.4	60.1	60.1	-0.10	0.00	0.00
2006/11/27	10:12:00	96.1	95.1	92.3	85.1	82.8	89.2	94.7	-41.0	89.6	90.1	83.7	87.4	60.9	61.4	60.1	60.4	0.00	0.00	0.00
2006/11/27	10:13:00	96.1	95.1	92.2	84.9	82.8	89.2	94.6	-31.1	89.8	90.1	83.6	87.4	61.2	61.8	61.1	61.0	0.00	0.00	0.00
2006/11/27	10:14:00	96.1	95.1	92.2	84.9	82.8	89.1	94.6	-27.6	89.7	89.9	83.6	87.3	61.0	61.8	61.0	61.0	-0.10	0.00	0.00
2006/11/27	10:15:00	96.1	95.1	92.2	84.9	82.8	89.0	94.5	-41.4	89.7	89.9	83.6	87.3	61.2	61.8	60.9	61.2	-0.10	0.00	0.00
2006/11/27	10:16:00	96.0	95.1	92.2	84.9	82.6	89.1	94.5	-41.4	89.7	89.9	83.6	87.3	61.3	62.1	61.3	61.4	-0.10	0.00	0.00
2006/11/27	10:17:00	96.0	95.1	92.2	84.8	82.6	89.1	94.5	-41.9	89.7	89.9	83.6	87.3	61.3	62.0	61.3	61.4	0.00	0.00	0.00
2006/11/27	10:18:00	96.0	95.1	92.2	84.9	83.0	89.2	94.5	-41.3	89.8	89.9	83.6	87.3	61.6	62.3	61.6	61.6	-0.10	0.00	0.00
2006/11/27	10:19:00	96.0	95.1	92.3	84.9	82.8	89.0	94.6	-41.9	89.9	90.1	83.6	87.3	61.4	62.6	61.5	61.8	-0.10	0.00	0.00
2006/11/27	10:20:00	96.0	95.1	92.3	84.9	83.0	89.2	94.6	-39.8	90.1	90.1	83.7	87.4	61.5	62.6	61.5	61.9	0.00	0.00	0.00
2006/11/27	10:21:00	96.0	95.2	92.3	85.1	83.0	89.3	94.6	-40.0	90.1	90.3	83.6	87.4	62.0	62.6	61.8	61.8	-0.10	0.00	0.00

Test Report TR63001-07N

Appendix C

Page 80 of 128

Heat Decay Run

Radioactive Material Transport Packaging System Safety Analysis Report
for Model AOS-025, AOS-050, and AOS-100 Transport Packages, Rev. G, July 27, 2012 (Docket No. 71-9316) 3-755

Date	Time	TC1	TC2	TC3	TC4	TC5	TC6	TC7	TC8	TC9	TC10	TC11	TC12	TC13	TC14	TC15	TC16	VDC	Amps	Watts
2006/11/27	10:22:00	96.0	95.1	92.2	85.1	83.0	89.2	94.6	-38.5	90.1	90.3	83.6	87.4	61.9	62.6	61.8	61.8	-0.10	0.00	0.00
2006/11/27	10:23:00	96.0	95.1	92.2	84.9	83.0	89.4	94.6	-39.1	90.1	90.3	83.6	87.4	62.8	63.1	62.2	62.1	-0.10	0.00	0.00
2006/11/27	10:24:00	96.0	95.1	92.2	84.9	83.0	89.2	94.6	-41.7	90.1	90.3	83.7	87.4	62.1	63.1	62.1	62.3	-0.10	0.00	0.00
2006/11/27	10:25:00	96.0	95.1	92.2	84.9	83.1	89.3	94.6	-40.8	90.1	90.3	83.6	87.4	62.0	62.8	61.9	62.1	-0.10	0.00	0.00
2006/11/27	10:26:00	96.0	95.1	92.2	84.9	83.2	89.2	94.6	-42.1	90.1	90.3	83.6	87.4	62.1	62.6	61.9	62.1	0.00	0.00	0.00
2006/11/27	10:27:00	95.8	95.1	92.2	84.9	83.0	89.3	94.6	-35.1	90.1	90.3	83.7	87.4	62.8	63.1	62.1	62.4	-0.10	0.00	0.00
2006/11/27	10:28:00	96.0	95.1	92.2	84.9	83.0	89.2	94.6	-41.8	90.1	90.3	83.6	87.4	62.1	63.2	62.0	62.4	-0.10	0.00	0.00
2006/11/27	10:29:00	96.0	95.1	92.2	84.9	83.2	89.2	94.7	-41.4	90.3	90.3	83.7	87.4	62.1	63.3	62.2	62.3	-0.10	0.00	0.00
2006/11/27	10:30:00	96.0	95.1	92.1	84.9	83.0	89.2	94.6	-42.3	90.1	90.3	83.6	87.4	62.1	63.2	62.3	62.4	-0.10	0.00	0.00
2006/11/27	10:31:00	96.0	95.1	92.2	85.1	83.2	89.3	94.7	-42.6	90.3	90.5	83.7	87.4	62.0	63.4	62.3	62.4	-0.10	0.00	0.00
2006/11/27	10:32:00	95.8	95.1	92.1	84.9	83.2	89.3	94.7	-42.3	90.1	90.3	83.6	87.4	62.8	63.2	62.3	62.4	-0.10	-0.01	0.00
2006/11/27	10:33:00	96.0	95.1	92.1	85.1	83.2	89.4	94.7	-41.2	90.3	90.5	83.6	87.4	62.6	63.3	62.6	62.6	-0.10	0.00	0.00
2006/11/27	10:34:00	95.8	94.9	92.1	85.1	83.2	89.4	94.7	-42.7	90.1	90.5	83.6	87.3	62.8	63.4	62.6	62.3	-0.10	-0.01	0.00
2006/11/27	10:35:00	95.8	95.1	92.1	85.1	83.2	89.2	94.7	-42.7	90.1	90.3	83.7	87.4	62.4	63.3	62.4	62.6	-0.10	0.00	0.00
2006/11/27	10:36:00	95.8	94.9	92.1	85.1	83.1	89.3	94.6	-41.8	90.1	90.3	83.7	87.3	62.2	63.1	62.3	62.3	-0.10	-0.01	0.00
2006/11/27	10:37:00	95.8	94.9	92.1	85.1	83.1	89.3	94.7	-42.3	90.1	90.3	83.7	87.3	63.3	63.2	62.6	62.3	-0.10	-0.01	0.00
2006/11/27	10:38:00	95.8	94.9	92.2	85.1	83.1	89.3	94.7	-36.0	90.1	90.3	83.7	87.3	62.6	63.5	62.6	62.6	-0.10	-0.01	0.00
2006/11/27	10:39:00	95.8	95.1	92.2	85.1	83.2	89.4	94.7	-41.7	90.3	90.5	83.7	87.4	62.8	63.5	62.6	62.6	-0.10	-0.01	0.00
2006/11/27	10:40:00	95.8	95.1	92.2	85.1	83.1	89.4	94.7	-41.8	90.3	90.5	83.6	87.3	62.6	63.5	62.6	62.6	-0.10	-0.01	0.00
2006/11/27	10:41:00	95.8	94.9	92.2	85.1	83.1	89.4	94.6	-42.0	90.1	90.3	83.7	87.3	62.6	63.4	62.6	62.6	-0.10	-0.01	0.00
2006/11/27	10:42:00	95.8	95.1	92.1	85.1	83.1	89.3	94.6	-41.6	90.1	90.3	83.6	87.3	62.8	63.6	62.6	62.8	0.00	-0.01	0.00
2006/11/27	10:43:00	95.8	94.9	92.1	84.9	83.2	89.3	94.5	-41.7	89.9	90.3	83.7	87.3	62.6	63.4	62.6	62.6	-0.10	-0.01	0.00
2006/11/27	10:44:00	95.6	94.9	92.0	84.8	83.2	89.1	94.5	-31.6	90.1	90.3	83.6	87.3	63.3	63.5	62.8	62.6	-0.10	-0.01	0.00
2006/11/27	10:45:00	95.6	94.8	92.0	84.8	83.2	89.2	94.4	-29.6	90.1	90.3	83.5	87.1	63.3	63.4	62.6	62.8	-0.10	0.00	0.00
2006/11/27	10:46:00	95.6	94.8	92.1	84.9	83.1	89.4	94.5	-31.3	90.1	90.3	83.6	87.3	63.6	63.6	62.8	62.8	-0.10	-0.01	0.00
2006/11/27	10:47:00	95.8	94.9	92.1	85.1	83.2	89.4	94.6	-29.2	90.1	90.5	83.7	87.3	63.1	63.7	62.8	63.0	-0.10	-0.01	0.00
2006/11/27	10:48:00	95.8	94.9	92.1	85.1	83.2	89.4	94.6	-36.8	90.3	90.5	83.7	87.4	63.1	63.8	63.0	63.0	0.00	0.00	0.00
2006/11/27	10:49:00	95.6	94.9	92.1	85.1	83.1	89.3	94.6	-36.3	90.1	90.5	83.7	87.3	63.3	63.5	63.0	63.0	0.00	0.00	0.00
2006/11/27	10:50:00	95.6	94.9	92.1	85.1	83.2	89.4	94.6	-33.8	90.3	90.3	83.7	87.3	63.3	63.5	62.8	63.1	0.00	0.00	0.00
2006/11/27	10:51:00	95.6	94.8	92.0	84.9	83.2	89.4	94.5	-30.3	90.1	90.3	83.6	87.3	63.3	63.6	62.8	62.8	0.00	0.00	0.00
2006/11/27	10:52:00	95.6	94.8	92.0	84.9	83.2	89.3	94.5	-41.0	90.1	90.3	83.6	87.3	63.1	63.8	62.8	63.0	-0.10	-0.01	0.00
2006/11/27	10:53:00	95.6	94.8	92.0	84.9	83.2	89.3	94.5	-41.2	90.1	90.3	83.6	87.3	63.1	63.9	62.8	63.1	-0.10	-0.01	0.00
2006/11/27	10:54:00	95.6	94.7	92.0	84.8	83.1	89.3	94.5	-38.9	90.1	90.3	83.5	87.3	63.8	63.8	63.0	63.1	-0.10	-0.01	0.00
2006/11/27	10:55:00	95.6	94.7	91.9	84.8	83.2	89.2	94.4	-41.0	90.1	90.3	83.5	87.3	63.7	63.7	63.1	63.1	-0.10	-0.01	0.00
2006/11/27	10:56:00	95.6	94.7	92.0	84.9	83.3	89.3	94.4	-36.6	90.1	90.3	83.5	87.3	63.7	63.7	63.1	63.1	-0.10	-0.01	0.00
2006/11/27	10:57:00	95.6	94.7	91.9	84.8	83.1	89.2	94.4	-30.2	90.1	90.3	83.4	87.3	63.4	63.7	63.0	62.8	-0.10	-0.01	0.00
2006/11/27	10:58:00	95.6	94.6	91.8	84.8	83.0	89.1	94.3	-33.2	89.9	90.1	83.4	87.3	63.2	63.6	63.0	62.6	-0.10	-0.01	0.00
2006/11/27	10:59:00	95.4	94.5	91.8	84.8	83.0	89.2	94.3	-39.8	89.9	90.1	83.4	87.3	63.6	63.9	63.1	62.8	-0.10	-0.01	0.00
2006/11/27	11:00:00	95.6	94.6	92.0	84.9	83.2	89.4	94.4	-40.2	90.3	90.3	83.4	87.3	63.7	64.1	63.1	63.4	-0.10	-0.01	0.00
2006/11/27	11:01:00	95.6	94.7	92.0	85.1	83.4	89.6	94.6	-40.2	90.3	90.5	83.5	87.3	63.9	64.1	63.3	63.4	-0.10	-0.01	0.00
2006/11/27	11:02:00	95.6	94.7	92.0	84.9	83.2	89.6	94.6	-39.8	90.3	90.3	83.6	87.3	63.5	64.2	63.3	63.5	-0.10	-0.01	0.00
2006/11/27	11:03:00	95.6	94.6	91.9	84.9	83.2	89.4	94.5	-40.1	89.9	90.3	83.6	87.3	63.1	63.7	63.1	63.1	-0.10	-0.01	0.00
2006/11/27	11:04:00	95.6	94.7	91.9	84.9	83.3	89.3	94.5	-39.8	89.9	90.3	83.6	87.3	63.2	63.6	63.0	63.0	-0.10	-0.01	0.00
2006/11/27	11:05:00	95.6	94.6	91.9	84.8	83.3	89.3	94.4	-40.6	89.8	90.1	83.5	87.1	63.4	63.3	63.2	62.6	-0.10	-0.01	0.00
2006/11/27	11:06:00	95.4	94.6	91.9	84.8	83.2	89.3	94.4	-39.4	89.7	90.1	83.5	87.1	63.4	63.3	63.0	62.6	-0.10	-0.01	0.00
2006/11/27	11:07:00	95.4	94.6	91.8	84.8	83.1	89.2	94.3	-40.1	89.9	90.1	83.5	87.1	63.4	63.6	62.8	62.8	-0.10	-0.01	0.00
2006/11/27	11:08:00	95.4	94.6	91.8	84.9	83.1	89.2	94.3	-27.6	89.9	90.1	83.5	87.1	63.5	63.6	62.8	63.0	-0.10	-0.01	0.00
2006/11/27	11:09:00	95.4	94.7	91.9	84.8	83.3	89.3	94.4	-30.9	89.9	90.1	83.5	87.1	63.5	63.7	63.1	63.1	-0.10	-0.01	0.00
2006/11/27	11:10:00	95.4	94.7	92.0	84.9	83.3	89.4	94.5	-24.3	90.1	90.3	83.6	87.3	63.7	63.9	63.2	63.2	-0.10	-0.01	0.00
2006/11/27	11:11:00	95.4	94.7	92.0	84.9	83.3	89.6	94.5	-39.4	90.1	90.3	83.6	87.3	63.7	63.8	63.4	63.4	-0.10	0.00	0.00
2006/11/27	11:12:00	95.6	94.7	92.1	85.1	83.5	89.6	94.6	-39.3	90.1	90.5	83.6	87.3	63.8	63.8	63.4	63.3	-0.10	0.00	0.00
2006/11/27	11:13:00	95.6	94.7	92.1	85.1	83.6	89.6	94.6	-39.1	90.3	90.5	83.6	87.3	63.8	63.9	63.5	63.3	-0.10	0.00	0.00
2006/11/27	11:14:00	95.4	94.7	92.0	85.1	83.6	89.6	94.6	-39.2	90.1	90.5	83.6	87.3	63.8	63.6	63.5	63.1	-0.10	0.00	0.00
2006/11/27	11:15:00	95.6	94.8	92.1	85.1	83.6	89.6	94.6	-38.9	90.1	90.5	83.5	87.3	63.9	63.8	63.5	63.2	-0.10	0.00	0.00
2006/11/27	11:16:00	95.4	94.6	91.9	85.1	83.4	89.4	94.5	-39.3	90.1	90.5	83.5	87.3	63.7	63.8	63.3	63.3	-0.10	0.00	0.00
2006/11/27	11:17:00	95.6	94.7	92.0	85.1	83.5	89.6	94.6	-28.8	90.1	90.5	83.5	87.3	63.6	63.6	63.3	63.2	0.00	0.00	0.00
2006/11/27	11:18:00	95.4	94.6	92.0	85.1	83.5	89.6	94.6	-38.8	90.1	90.5	83.5	87.3	63.7	63.5	63.3	63.0	0.00	0.00	0.00
2006/11/27	11:19:00	95.4	94.6	91.9	85.1	83.5	89.6	94.5	-30.8	90.1	90.5	83.4	87.3	63.7	63.7	63.3	63.0	0.00	0.00	0.00

Test Report TR63001-07N

Appendix C

Page 81 of 128

Heat Decay Run

3-756
for Model AOS-025, AOS-050, and AOS-100 Transport Packages, Rev. G, July 27, 2012 (Docket No. 71-9316)

Date	Time	TC1	TC2	TC3	TC4	TC5	TC6	TC7	TC8	TC9	TC10	TC11	TC12	TC13	TC14	TC15	TC16	VDC	Amps	Watts
2006/11/27	11:20:00	95.4	94.6	91.9	85.1	83.4	89.6	94.5	-26.2	90.1	90.5	83.4	87.1	63.8	63.9	63.3	63.4	-0.10	0.00	0.00
2006/11/27	11:21:00	95.4	94.7	92.0	85.3	83.7	89.6	94.6	-26.6	90.3	90.5	83.4	87.3	64.1	63.9	63.4	63.4	-0.10	0.00	0.00
2006/11/27	11:22:00	95.4	94.7	92.1	85.3	83.7	89.6	94.6	-26.2	90.3	90.6	83.5	87.3	64.1	63.9	63.6	63.6	-0.10	0.00	0.00
2006/11/27	11:23:00	95.4	94.7	92.1	85.1	83.6	89.6	94.6	-33.6	90.1	90.5	83.4	87.3	64.2	64.1	63.8	63.6	-0.10	-0.01	0.00
2006/11/27	11:24:00	95.4	94.7	92.0	85.1	83.6	89.6	94.6	-38.1	90.1	90.5	83.4	87.3	64.1	63.6	63.5	63.5	-0.10	-0.01	0.00
2006/11/27	11:25:00	95.4	94.7	92.0	85.1	83.6	89.6	94.5	-38.1	90.1	90.5	83.4	87.3	64.1	64.0	63.5	63.6	-0.10	-0.01	0.00
2006/11/27	11:26:00	95.3	94.6	91.9	85.1	83.4	89.6	94.4	-38.1	89.9	90.3	83.4	87.3	63.9	63.9	63.6	63.5	-0.10	-0.01	0.00
2006/11/27	11:27:00	95.3	94.5	91.9	85.1	83.2	89.3	94.4	-38.5	90.1	90.3	83.3	87.1	63.8	64.1	63.5	63.6	-0.10	-0.01	0.00
2006/11/27	11:28:00	95.3	94.6	91.9	85.1	83.4	89.6	94.4	-31.9	89.9	90.3	83.3	87.1	64.0	64.1	63.6	63.5	-0.10	-0.01	0.00
2006/11/27	11:29:00	95.4	94.6	91.9	85.1	83.4	89.6	94.4	-38.1	90.3	90.5	83.3	87.1	64.0	64.1	63.4	63.5	-0.10	-0.01	0.00
2006/11/27	11:30:00	95.3	94.5	91.8	85.1	83.2	89.6	94.3	-23.8	90.1	90.3	83.3	87.1	64.0	64.1	63.6	63.6	-0.10	-0.01	0.00
2006/11/27	11:31:00	95.2	94.4	91.8	84.9	83.2	89.4	94.3	-23.7	90.1	90.3	83.3	87.1	63.9	64.0	63.5	63.5	-0.10	-0.01	0.00
2006/11/27	11:32:00	95.2	94.5	91.8	85.1	83.2	89.4	94.4	-33.1	90.1	90.3	83.3	87.1	63.8	64.2	63.6	63.6	-0.10	-0.01	0.00
2006/11/27	11:33:00	95.3	94.5	91.9	85.1	83.3	89.6	94.4	-38.8	90.3	90.5	83.3	87.1	64.3	64.2	63.7	63.7	-0.10	-0.01	0.00
2006/11/27	11:34:00	95.3	94.5	91.8	85.1	83.3	89.4	94.4	-39.2	90.1	90.5	83.3	87.1	64.4	64.2	63.8	63.7	-0.10	-0.01	0.00
2006/11/27	11:35:00	95.3	94.5	91.8	85.1	83.3	89.6	94.4	-34.2	90.3	90.5	83.3	87.3	64.3	64.4	63.8	63.8	-0.10	-0.01	0.00
2006/11/27	11:36:00	95.3	94.5	91.9	85.1	83.6	89.6	94.5	-27.0	90.3	90.6	83.4	87.1	64.6	64.3	64.0	64.0	-0.10	-0.01	0.00
2006/11/27	11:37:00	95.3	94.5	92.0	85.3	83.7	89.7	94.6	-38.3	90.3	90.7	83.4	87.3	64.2	64.2	64.0	63.8	-0.10	-0.01	0.00
2006/11/27	11:38:00	95.4	94.6	92.1	85.3	83.7	89.9	94.7	-26.3	90.5	90.7	83.4	87.3	64.3	64.4	64.0	63.9	-0.10	-0.01	0.00
2006/11/27	11:39:00	95.4	94.6	92.0	85.3	83.7	89.8	94.7	-26.2	90.5	90.8	83.4	87.3	64.3	64.6	64.0	64.0	-0.10	-0.01	0.00
2006/11/27	11:40:00	95.4	94.6	92.1	85.5	83.9	89.6	94.8	-24.4	90.3	90.8	83.4	87.3	63.9	64.6	63.9	64.0	-0.10	-0.01	0.00
2006/11/27	11:41:00	95.4	94.6	92.1	85.5	83.9	89.9	94.7	-36.2	90.5	90.8	83.4	87.3	64.1	64.6	64.0	63.9	-0.10	-0.01	0.00
2006/11/27	11:42:00	95.4	94.6	92.1	85.5	83.8	89.8	94.7	-38.1	90.3	90.8	83.4	87.3	64.2	64.6	63.7	63.8	0.00	-0.01	0.00
2006/11/27	11:43:00	95.4	94.6	92.0	85.3	83.9	89.9	94.7	-37.5	90.3	90.8	83.3	87.3	64.3	64.6	63.9	63.8	-0.10	-0.01	0.00
2006/11/27	11:44:00	95.3	94.5	92.0	85.3	83.7	89.7	94.6	-37.0	90.3	90.6	83.3	87.3	64.4	64.2	63.9	64.0	-0.10	-0.01	0.00
2006/11/27	11:45:00	95.3	94.5	91.9	85.3	83.7	89.6	94.5	-37.5	90.3	90.6	83.3	87.3	64.3	64.4	64.0	64.1	-0.10	-0.01	0.00
2006/11/27	11:46:00	95.2	94.4	91.8	85.1	83.7	89.7	94.4	-34.4	90.1	90.5	83.3	87.3	64.4	64.6	64.1	64.2	0.00	-0.01	0.00
2006/11/27	11:47:00	95.2	94.4	91.8	85.1	83.7	89.6	94.4	-37.3	90.1	90.3	83.2	87.1	64.6	64.6	64.1	64.2	0.00	-0.01	0.00
2006/11/27	11:48:00	95.2	94.4	91.8	85.1	83.6	89.7	94.4	-37.3	90.3	90.5	83.3	87.1	64.8	64.6	64.2	64.3	0.00	-0.01	0.00
2006/11/27	11:49:00	95.2	94.4	91.9	85.3	83.7	89.7	94.5	-32.5	90.1	90.6	83.3	87.1	64.6	64.6	64.2	64.2	0.00	-0.01	0.00
2006/11/27	11:50:00	95.2	94.4	91.9	85.3	83.5	89.6	94.4	-37.3	90.3	90.6	83.3	87.3	64.4	64.6	64.1	64.2	0.00	-0.01	0.00
2006/11/27	11:51:00	95.2	94.4	91.9	85.3	83.6	89.7	94.4	-37.3	90.3	90.6	83.3	87.1	64.6	64.6	64.1	64.2	0.00	-0.01	0.00
2006/11/27	11:52:00	95.2	94.5	91.9	85.3	83.6	89.8	94.5	-36.7	90.3	90.6	83.4	87.3	64.6	64.6	64.2	64.2	0.00	0.00	0.00
2006/11/27	11:53:00	95.2	94.4	91.9	85.3	83.8	89.7	94.5	-36.6	90.3	90.6	83.3	87.3	64.8	64.8	64.2	64.3	-0.10	-0.01	0.00
2006/11/27	11:54:00	95.1	94.4	91.8	85.3	83.7	89.6	94.4	-36.4	90.3	90.3	83.3	87.1	64.8	64.6	64.3	64.3	-0.10	-0.01	0.00
2006/11/27	11:55:00	95.1	94.4	91.8	85.1	83.7	89.6	94.3	-36.4	90.1	90.3	83.3	87.1	64.6	64.8	64.2	64.4	-0.10	-0.01	0.00
2006/11/27	11:56:00	95.1	94.3	91.8	85.1	83.7	89.6	94.3	-34.6	89.9	90.3	83.2	87.1	64.6	64.6	64.2	64.3	-0.10	-0.01	0.00
2006/11/27	11:57:00	95.1	94.3	91.7	85.1	83.6	89.4	94.2	-36.7	90.1	90.3	83.1	87.1	64.6	64.6	64.3	64.2	-0.10	-0.01	0.00
2006/11/27	11:58:00	95.1	94.2	91.7	85.1	83.5	89.4	94.2	-23.1	90.1	90.1	83.1	87.1	64.6	64.6	64.3	64.3	-0.10	-0.01	0.00
2006/11/27	11:59:00	95.1	94.3	91.7	85.1	83.6	89.4	94.3	-33.1	89.9	90.1	83.1	87.1	64.8	64.3	64.1	64.1	-0.10	-0.01	0.00
2006/11/27	12:00:00	95.1	94.3	91.7	85.1	83.6	89.4	94.3	-35.6	90.1	90.1	83.2	87.1	64.6	64.4	64.1	64.2	-0.10	-0.01	0.00
2006/11/27	12:01:00	95.1	94.4	91.7	85.1	83.6	89.6	94.3	-36.4	89.9	90.3	83.3	87.1	65.0	64.6	64.3	64.0	-0.10	0.00	0.00
2006/11/27	12:02:00	95.1	94.4	91.7	85.1	83.6	89.6	94.3	-22.3	90.1	90.3	83.2	87.1	64.6	64.6	64.3	64.3	-0.10	-0.01	0.00
2006/11/27	12:03:00	95.1	94.4	91.7	85.1	83.6	89.4	94.2	-29.1	90.1	90.3	83.1	87.1	65.0	64.8	64.3	64.3	-0.10	-0.01	0.00
2006/11/27	12:04:00	95.1	94.3	91.6	85.1	83.5	89.3	94.1	-36.2	89.8	90.1	83.0	86.9	64.8	64.8	64.2	64.3	-0.10	-0.01	0.00
2006/11/27	12:05:00	94.9	94.2	91.5	84.9	83.5	89.3	94.0	-36.0	89.9	90.1	83.0	86.9	64.8	64.8	64.2	64.2	-0.10	-0.01	0.00
2006/11/27	12:06:00	94.9	94.2	91.6	85.1	83.4	89.4	94.1	-29.4	89.9	90.1	82.8	86.8	64.6	64.8	64.3	64.3	-0.10	-0.01	0.00
2006/11/27	12:07:00	94.9	94.3	91.7	85.1	83.5	89.4	94.2	-34.3	89.9	90.3	83.1	86.9	64.4	64.6	64.3	64.3	-0.10	-0.01	0.00
2006/11/27	12:08:00	94.9	94.3	91.7	85.1	83.6	89.6	94.3	-30.7	90.1	90.3	83.1	86.9	64.8	64.8	64.3	64.3	-0.10	-0.01	0.00
2006/11/27	12:09:00	94.9	94.2	91.7	85.1	83.6	89.6	94.2	-33.7	90.1	90.3	83.2	87.1	65.1	64.8	64.3	64.3	-0.10	-0.01	0.00
2006/11/27	12:10:00	94.9	94.2	91.7	85.1	83.6	89.4	94.1	-26.8	89.9	90.3	82.8	86.8	64.6	64.8	64.3	64.4	-0.10	-0.01	0.00
2006/11/27	12:11:00	94.9	94.2	91.7	85.1	83.6	89.4	94.2	-33.4	90.1	90.3	82.8	86.8	64.6	64.8	64.3	64.4	-0.10	-0.01	0.00
2006/11/27	12:12:00	94.9	94.2	91.7	85.1	83.7	89.6	94.1	-36.4	89.9	90.3	82.8	86.8	64.8	64.8	64.3	64.4	-0.10	-0.01	0.00
2006/11/27	12:13:00	94.9	94.2	91.6	85.1	83.6	89.4	94.1	-36.0	89.8	90.1	82.8	86.8	64.8	64.8	64.4	64.4	-0.10	-0.01	0.00
2006/11/27	12:14:00	94.8	94.1	91.6	84.9	83.6	89.3	94.0	-27.0	89.8	90.1	82.8	86.8	64.8	65.0	64.6	64.6	-0.10	-0.01	0.00
2006/11/27	12:15:00	94.8	94.0	91.5	84.8	83.5	89.1	93.8	-33.3	89.8	89.9	83.0	86.9	65.1	65.0	64.6	64.6	-0.10	-0.01	0.00
2006/11/27	12:16:00	94.7	94.1	91.5	84.8	83.5	89.1	93.8	-36.2	89.8	89.9	83.0	86.7	64.8	65.0	64.4	64.3	-0.10	-0.01	0.00
2006/11/27	12:17:00	94.7	94.1	91.5	84.9	83.4	89.2	93.9	-34.3	89.7	90.1	83.0	86.8	65.1	64.8	64.6	64.4	-0.10	-0.01	0.00

Test Report TR63001-07N

Appendix C

Page 82 of 128

Heat Decay Run

Radioactive Material Transport Packaging System Safety Analysis Report
for Model AOS-025, AOS-050, and AOS-100 Transport Packages, Rev. G, July 27, 2012 (Docket No. 71-9316)

3-757

Date	Time	TC1	TC2	TC3	TC4	TC5	TC6	TC7	TC8	TC9	TC10	TC11	TC12	TC13	TC14	TC15	TC16	VDC	Amps	Watts
2006/11/27	12:18:00	94.8	94.1	91.6	85.1	83.6	89.3	93.9	-35.4	89.9	90.1	83.0	86.8	65.2	65.1	64.6	64.6	-0.20	-0.01	0.00
2006/11/27	12:19:00	94.8	94.0	91.5	85.1	83.5	89.3	93.9	-35.3	89.7	90.1	83.1	86.9	65.3	65.0	64.6	64.8	-0.10	-0.01	0.00
2006/11/27	12:20:00	94.8	94.0	91.6	85.1	83.7	89.3	93.9	-35.6	89.9	90.1	82.8	86.7	65.3	64.8	64.6	64.6	-0.20	-0.01	0.00
2006/11/27	12:21:00	94.8	94.0	91.6	85.1	83.6	89.4	93.9	-35.6	89.9	90.1	82.8	86.8	65.1	65.1	64.6	64.4	-0.20	-0.01	0.00
2006/11/27	12:22:00	94.9	94.1	91.6	85.3	83.7	89.6	94.1	-32.5	89.9	90.3	82.8	86.8	65.2	65.2	64.6	64.6	-0.20	-0.01	0.00
2006/11/27	12:23:00	94.8	94.1	91.6	85.3	83.8	89.6	94.1	-34.0	90.1	90.3	82.8	86.8	65.1	65.0	64.6	64.6	-0.20	-0.01	0.00
2006/11/27	12:24:00	94.8	94.1	91.6	85.3	83.7	89.6	94.1	-37.3	90.1	90.3	83.0	86.8	65.2	65.2	64.8	64.8	-0.20	-0.01	0.00
2006/11/27	12:25:00	94.8	94.1	91.6	85.3	83.8	89.6	94.1	-38.6	90.1	90.3	83.0	86.9	65.2	65.2	64.8	65.0	-0.20	-0.01	0.00
2006/11/27	12:26:00	94.9	94.1	91.6	85.3	83.9	89.6	94.1	-38.5	89.9	90.3	82.8	86.7	65.0	64.8	64.6	64.6	-0.10	-0.01	0.00
2006/11/27	12:27:00	94.8	94.1	91.6	85.3	83.9	89.6	94.1	-38.7	90.1	90.3	82.8	86.8	65.2	65.4	64.6	64.6	-0.20	-0.01	0.00
2006/11/27	12:28:00	94.9	94.1	91.7	85.3	84.1	89.7	94.2	-38.1	90.3	90.3	83.0	86.9	65.3	65.4	64.8	65.0	-0.10	-0.01	0.00
2006/11/27	12:29:00	94.9	94.1	91.7	85.3	84.1	89.8	94.2	-38.5	90.3	90.5	83.1	86.9	65.6	65.4	65.1	65.2	-0.10	-0.01	0.00
2006/11/27	12:30:00	94.8	94.2	91.7	85.5	84.0	89.7	94.1	-38.1	90.3	90.3	83.1	86.9	65.7	65.4	65.0	65.1	-0.10	-0.01	0.00
2006/11/27	12:31:00	94.8	94.2	91.6	85.3	84.1	89.7	94.2	-38.1	90.3	90.3	83.0	86.8	65.5	65.7	65.1	65.2	-0.10	-0.01	0.00
2006/11/27	12:32:00	94.8	94.2	91.6	85.3	84.1	89.7	94.2	-38.6	90.3	90.3	83.1	86.8	65.5	65.7	65.0	65.0	-0.20	-0.01	0.00
2006/11/27	12:33:00	94.7	94.1	91.6	85.3	84.1	89.7	94.2	-35.6	90.3	90.3	82.8	86.7	65.4	65.6	64.8	64.8	-0.10	-0.01	0.00
2006/11/27	12:34:00	94.8	94.2	91.6	85.3	84.2	89.7	94.1	-38.3	90.3	90.3	83.0	86.7	65.6	65.7	65.0	65.0	-0.20	-0.01	0.00
2006/11/27	12:35:00	94.7	94.1	91.6	85.3	84.0	89.7	94.2	-36.7	90.3	90.3	83.1	86.8	65.6	65.7	65.0	65.0	-0.20	-0.01	0.00
2006/11/27	12:36:00	94.7	94.1	91.6	85.3	84.1	89.8	94.2	-31.7	90.5	90.5	83.2	86.9	65.9	65.8	65.3	65.2	-0.10	-0.01	0.00
2006/11/27	12:37:00	94.7	94.1	91.6	85.3	84.0	89.7	94.2	-33.1	90.3	90.3	83.2	86.9	65.8	65.8	65.3	65.2	-0.10	-0.01	0.00
2006/11/27	12:38:00	94.8	94.1	91.7	85.5	84.2	89.7	94.2	-30.9	90.5	90.5	83.3	87.1	66.1	66.0	65.3	65.4	-0.20	-0.01	0.00
2006/11/27	12:39:00	94.7	94.1	91.7	85.3	84.1	89.7	94.2	-37.7	90.5	90.3	83.2	86.9	65.9	65.9	65.3	65.2	-0.10	-0.01	0.00
2006/11/27	12:40:00	94.7	94.0	91.6	85.3	84.0	89.6	94.0	-28.6	90.3	90.3	83.1	86.7	65.8	65.6	65.2	65.0	-0.10	-0.01	0.00
2006/11/27	12:41:00	94.6	94.0	91.5	85.1	84.0	89.6	94.0	-34.8	90.3	90.1	83.1	86.8	65.8	65.8	65.1	65.1	-0.10	-0.01	0.00
2006/11/27	12:42:00	94.6	93.9	91.5	85.3	83.8	89.6	93.9	-34.6	90.1	90.3	83.1	86.8	65.7	65.8	65.2	65.1	-0.10	-0.01	0.00
2006/11/27	12:43:00	94.6	94.0	91.5	85.3	83.8	89.3	94.0	-36.8	89.8	90.3	83.3	86.9	64.6	64.4	64.3	64.1	-0.10	-0.01	0.00
2006/11/27	12:44:00	94.6	94.1	91.5	85.3	83.8	89.3	94.0	-37.3	89.8	90.3	83.2	86.8	64.3	64.1	64.0	63.6	-0.10	-0.01	0.00
2006/11/27	12:45:00	94.6	94.0	91.5	85.3	83.8	89.6	94.0	-30.8	89.9	90.1	83.1	86.8	64.1	64.0	63.8	63.7	-0.10	-0.01	0.00
2006/11/27	12:46:00	94.7	94.1	91.5	85.3	83.9	89.4	94.1	-29.6	89.9	90.1	83.2	86.9	63.9	63.7	63.9	63.4	-0.10	-0.01	0.00
2006/11/27	12:47:00	94.8	94.2	91.6	85.5	83.8	89.4	94.1	-35.0	89.7	90.3	83.2	87.1	63.7	63.2	63.6	63.2	-0.10	-0.01	0.00
2006/11/27	12:48:00	94.7	94.0	91.5	85.3	83.8	89.4	94.0	-35.2	89.9	90.1	83.1	86.9	63.8	63.4	63.6	63.2	-0.10	-0.01	0.00
2006/11/27	12:49:00	94.7	94.0	91.5	85.3	83.8	89.4	94.0	-39.2	89.9	90.1	83.0	86.9	64.2	64.3	64.0	64.1	-0.10	-0.01	0.00
2006/11/27	12:50:00	94.6	93.9	91.4	85.3	83.7	89.6	93.9	-39.1	89.8	90.1	82.8	86.8	64.1	64.1	63.9	64.0	-0.10	-0.01	0.00
2006/11/27	12:51:00	94.6	93.9	91.4	85.3	83.8	89.4	93.9	-26.4	89.9	90.1	82.8	86.8	64.3	64.3	64.1	64.1	-0.10	-0.01	0.00
2006/11/27	12:52:00	94.6	93.9	91.4	85.3	83.7	89.4	93.9	-37.8	89.8	90.1	83.0	86.9	64.4	63.7	63.7	63.7	-0.10	-0.01	0.00
2006/11/27	12:53:00	94.7	93.9	91.5	85.3	83.7	89.4	93.9	-38.1	89.8	90.1	82.8	86.9	64.3	63.9	64.1	63.8	-0.10	-0.01	0.00
2006/11/27	12:54:00	94.6	93.9	91.4	85.3	83.6	89.3	93.8	-38.1	89.6	90.1	82.8	86.9	63.9	63.9	63.8	63.9	-0.10	-0.01	0.00
2006/11/27	12:55:00	94.5	93.8	91.3	85.1	83.6	89.2	93.7	-39.2	89.6	89.9	82.8	86.8	63.8	64.0	63.7	63.9	-0.10	-0.01	0.00
2006/11/27	12:56:00	94.6	93.8	91.3	85.1	83.5	89.2	93.7	-37.9	89.4	89.9	82.6	86.8	64.2	63.9	63.8	63.9	-0.10	-0.01	0.00
2006/11/27	12:57:00	94.5	93.7	91.3	85.1	83.6	89.2	93.7	-38.9	89.6	89.9	82.8	86.8	64.2	63.8	63.9	63.8	-0.10	-0.01	0.00
2006/11/27	12:58:00	94.5	93.8	91.3	85.1	83.6	89.3	93.7	-38.8	89.6	89.9	82.6	86.7	64.2	63.9	64.0	63.7	-0.20	-0.01	0.00
2006/11/27	12:59:00	94.5	93.8	91.3	85.1	83.6	89.2	93.7	-39.3	89.6	89.9	82.6	86.7	64.3	64.1	63.9	63.8	-0.10	-0.01	0.00
2006/11/27	13:00:00	94.6	93.8	91.4	85.3	83.8	89.3	93.9	-24.1	89.6	90.1	82.6	86.8	64.3	64.2	63.9	63.7	-0.10	-0.01	0.00
2006/11/27	13:01:00	94.5	93.8	91.3	85.1	83.7	89.3	93.8	-25.2	89.6	90.1	82.6	86.8	64.2	63.9	63.8	63.7	-0.20	-0.01	0.00
2006/11/27	13:02:00	94.5	93.8	91.3	85.1	83.6	89.3	93.8	-31.5	89.6	90.1	82.6	86.9	64.0	63.9	63.8	63.6	-0.10	-0.01	0.00
2006/11/27	13:03:00	94.5	93.8	91.3	85.1	83.6	89.3	93.8	-34.3	89.6	90.1	82.8	86.9	64.0	64.0	63.8	63.9	-0.10	-0.01	0.00
2006/11/27	13:04:00	94.6	93.8	91.4	85.3	83.8	89.4	93.9	-28.8	89.7	90.1	82.8	86.9	64.4	63.9	64.2	63.7	-0.20	-0.01	0.00
2006/11/27	13:05:00	94.5	93.8	91.4	85.3	83.8	89.4	93.9	-25.8	89.7	90.1	82.6	86.8	64.3	64.0	64.0	63.7	-0.20	-0.01	0.00
2006/11/27	13:06:00	94.6	93.8	91.5	85.3	83.8	89.4	94.0	-39.8	89.7	90.1	82.6	86.8	64.3	64.0	63.9	63.8	-0.10	-0.01	0.00
2006/11/27	13:07:00	94.5	93.8	91.4	85.3	83.8	89.2	93.9	-39.6	89.6	90.1	82.6	86.8	64.2	64.0	63.8	63.7	-0.10	-0.01	0.00
2006/11/27	13:08:00	94.5	93.8	91.4	85.3	83.8	89.3	93.8	-40.3	89.7	90.1	82.3	86.8	64.3	64.4	64.0	64.0	-0.20	-0.01	0.00
2006/11/27	13:09:00	94.5	93.7	91.3	85.3	83.7	89.3	93.8	-36.2	89.6	90.1	82.3	86.8	64.2	64.3	64.0	63.7	-0.10	-0.01	0.00
2006/11/27	13:10:00	94.5	93.8	91.3	85.3	83.7	89.2	93.8	-40.8	89.6	89.9	82.6	86.8	64.1	64.0	63.8	63.5	-0.10	-0.01	0.00
2006/11/27	13:11:00	94.5	93.8	91.3	85.3	83.7	89.3	93.8	-40.8	89.7	89.9	82.6	86.8	64.1	64.0	63.8	63.8	-0.10	-0.01	0.00
2006/11/27	13:12:00	94.4	93.8	91.3	85.3	83.7	89.3	93.8	-34.2	89.7	89.9	82.6	86.8	64.1	64.3	64.0	64.0	-0.20	-0.01	0.00
2006/11/27	13:13:00	94.4	93.8	91.3	85.3	83.7	89.3	93.8	-28.6	89.6	90.1	82.6	86.9	64.2	64.3	64.2	64.2	-0.10	-0.01	0.00
2006/11/27	13:14:00	94.4	93.7	91.3	85.3	83.8	89.3	93.8	-40.8	89.6	90.1	82.6	86.9	64.3	64.2	64.2	63.9	-0.20	-0.01	0.00
2006/11/27	13:15:00	94.4	93.7	91.3	85.3	83.6	89.3	93.8	-40.6	89.6	90.1	82.6	86.9	64.2	64.2	64.0	63.8	-0.20	-0.01	0.00

Test Report TR63001-07N

Appendix C

Page 83 of 128

Heat Decay Run

Date	Time	TC1	TC2	TC3	TC4	TC5	TC6	TC7	TC8	TC9	TC10	TC11	TC12	TC13	TC14	TC15	TC16	VDC	Amps	Watts
2006/11/27	13:16:00	94.3	93.7	91.3	85.3	83.7	89.3	93.8	-41.0	89.7	90.1	82.6	86.9	64.3	64.2	63.9	63.9	-0.10	-0.01	0.00
2006/11/27	13:17:00	94.3	93.7	91.3	85.3	83.7	89.2	93.7	-41.0	89.6	89.9	82.6	86.9	64.2	64.3	64.1	63.9	-0.20	-0.01	0.00
2006/11/27	13:18:00	94.3	93.7	91.2	85.1	83.6	89.2	93.8	-41.0	89.6	90.1	82.4	86.8	64.4	64.6	64.1	64.1	-0.20	-0.01	0.00
2006/11/27	13:19:00	94.3	93.6	91.2	85.1	83.6	89.2	93.8	-40.8	89.6	90.1	82.4	86.8	64.4	63.9	64.0	63.8	-0.20	-0.01	0.00
2006/11/27	13:20:00	94.3	93.7	91.3	85.3	83.6	89.3	93.8	-40.6	89.6	90.1	82.6	86.8	64.3	64.1	64.1	64.0	-0.20	-0.01	0.00
2006/11/27	13:21:00	94.3	93.6	91.2	85.3	83.6	89.2	93.8	-38.5	89.6	89.9	82.6	86.8	64.1	64.0	64.0	63.6	-0.20	-0.01	0.00
2006/11/27	13:22:00	94.3	93.7	91.2	85.1	83.6	89.2	93.8	-40.6	89.6	89.9	82.4	86.8	64.2	63.6	64.0	63.7	-0.20	-0.01	0.00
2006/11/27	13:23:00	94.3	93.7	91.3	85.3	83.6	89.2	93.8	-40.2	89.6	89.9	82.3	86.6	64.0	63.6	63.7	63.6	-0.10	-0.01	0.00
2006/11/27	13:24:00	94.2	93.6	91.2	85.1	83.7	89.2	93.7	-41.2	89.6	89.9	82.1	86.6	64.2	64.6	63.8	63.9	-0.20	-0.01	0.00
2006/11/27	13:25:00	94.2	93.5	91.1	85.1	83.5	89.1	93.6	-41.3	89.4	89.8	82.1	86.5	64.0	64.1	63.9	63.9	-0.20	-0.01	0.00
2006/11/27	13:26:00	94.2	93.5	90.8	85.1	83.5	89.1	93.6	-40.8	89.3	89.7	82.1	86.5	64.0	63.9	63.8	63.3	-0.20	-0.01	0.00
2006/11/27	13:27:00	94.2	93.5	91.1	85.1	83.5	89.1	93.6	-39.1	89.4	89.7	82.1	86.5	64.0	64.0	63.7	63.5	-0.10	-0.01	0.00
2006/11/27	13:28:00	94.1	93.3	91.0	84.9	83.5	88.9	93.5	-41.2	89.3	89.6	82.1	86.4	64.3	64.2	63.7	63.7	-0.10	-0.01	0.00
2006/11/27	13:29:00	94.1	93.3	90.8	84.9	83.5	88.8	93.3	-32.3	89.1	89.6	82.1	86.4	64.1	63.9	63.6	63.5	-0.20	-0.01	0.00
2006/11/27	13:30:00	94.1	93.3	90.8	84.9	83.5	88.9	93.3	-40.8	89.3	89.6	82.1	86.4	64.0	63.9	63.9	63.6	-0.20	-0.01	0.00
2006/11/27	13:31:00	94.1	93.5	91.0	85.1	83.4	89.0	93.5	-33.8	89.3	89.6	82.3	86.5	64.2	64.0	64.0	63.7	-0.10	-0.01	0.00
2006/11/27	13:32:00	94.0	93.5	91.0	85.1	83.5	89.1	93.5	-28.6	89.3	89.6	82.3	86.6	64.6	64.6	64.1	64.0	-0.10	-0.01	0.00
2006/11/27	13:33:00	94.1	93.5	91.0	85.1	83.6	89.1	93.6	-35.8	89.3	89.6	82.1	86.5	64.6	64.8	64.0	64.1	-0.10	-0.01	0.00
2006/11/27	13:34:00	94.0	93.5	91.0	85.1	83.6	89.1	93.5	-40.8	89.3	89.6	82.1	86.6	64.6	64.8	64.2	64.0	-0.20	-0.01	0.00
2006/11/27	13:35:00	94.0	93.5	90.8	84.9	83.6	89.0	93.5	-38.3	89.3	89.6	82.1	86.6	64.8	64.8	64.3	64.2	-0.20	-0.01	0.00
2006/11/27	13:36:00	94.0	93.5	90.8	84.9	83.6	89.0	93.3	-35.1	89.3	89.6	82.1	86.5	64.6	64.6	64.2	64.0	-0.20	-0.01	0.00
2006/11/27	13:37:00	94.0	93.3	90.8	84.9	83.6	89.0	93.5	-40.4	89.3	89.6	82.1	86.5	64.4	64.6	64.2	64.2	-0.10	-0.01	0.00
2006/11/27	13:38:00	94.0	93.3	90.8	85.1	83.4	89.0	93.3	-40.6	89.4	89.6	82.1	86.4	64.4	64.8	64.2	64.2	-0.20	-0.01	0.00
2006/11/27	13:39:00	94.0	93.3	90.8	84.9	83.5	89.0	93.3	-40.1	89.3	89.6	82.1	86.5	64.8	65.0	64.3	64.3	-0.10	-0.01	0.00
2006/11/27	13:40:00	94.0	93.3	90.8	85.1	83.5	88.8	93.3	-40.2	89.2	89.6	82.1	86.4	64.6	64.6	64.1	64.1	-0.10	-0.01	0.00
2006/11/27	13:41:00	94.0	93.3	91.0	84.9	83.5	88.8	93.3	-40.8	89.2	89.6	81.9	86.4	64.3	64.6	64.1	64.2	-0.10	-0.01	0.00
2006/11/27	13:42:00	93.9	93.3	90.8	84.9	83.5	88.9	93.3	-40.8	89.3	89.6	81.7	86.2	64.6	64.8	64.1	64.2	-0.20	-0.01	0.00
2006/11/27	13:43:00	93.9	93.3	90.8	84.8	83.6	88.8	93.3	-40.8	89.3	89.4	81.7	86.3	64.8	65.1	64.2	64.3	-0.10	-0.01	0.00
2006/11/27	13:44:00	93.9	93.1	90.8	84.8	83.4	88.8	93.1	-40.0	89.1	89.3	81.8	86.2	64.6	64.6	64.2	64.2	-0.10	-0.01	0.00
2006/11/27	13:45:00	93.8	93.1	90.7	84.8	83.2	88.7	93.1	-39.8	88.9	89.1	81.7	86.1	64.4	64.3	64.1	64.1	-0.20	-0.01	0.00
2006/11/27	13:46:00	93.8	93.1	90.8	84.8	83.3	88.7	93.1	-40.2	88.7	89.2	81.8	86.2	64.3	64.1	64.1	63.9	-0.20	-0.01	0.00
2006/11/27	13:47:00	93.8	93.1	90.7	84.8	83.2	88.5	93.1	-33.1	88.7	89.1	81.8	86.2	64.1	64.1	63.7	63.5	-0.20	-0.01	0.00
2006/11/27	13:48:00	93.7	93.1	90.6	84.6	83.1	88.6	93.0	-39.8	88.8	89.0	81.7	86.1	64.6	64.2	64.0	63.8	-0.10	-0.01	0.00
2006/11/27	13:49:00	93.7	93.0	90.6	84.6	83.1	88.5	92.8	-39.4	88.7	88.9	81.7	86.1	64.2	64.0	63.9	63.7	-0.20	-0.01	0.00
2006/11/27	13:50:00	93.7	93.0	90.6	84.6	83.1	88.5	92.8	-39.3	88.8	88.9	81.7	86.2	64.8	64.6	64.1	64.1	-0.10	-0.01	0.00
2006/11/27	13:51:00	93.7	93.0	90.5	84.4	82.8	88.4	92.8	-40.3	88.7	88.9	81.8	86.2	64.6	64.3	64.1	64.2	-0.20	-0.01	0.00
2006/11/27	13:52:00	93.6	92.8	90.3	84.4	83.0	88.3	92.6	-40.2	88.6	88.8	81.7	86.2	64.6	64.4	64.2	64.2	-0.20	-0.01	0.00
2006/11/27	13:53:00	93.7	92.8	90.3	84.4	82.8	88.3	92.6	-39.8	88.6	88.8	81.8	86.1	64.4	64.1	63.8	63.8	-0.20	-0.01	0.00
2006/11/27	13:54:00	93.7	92.8	90.5	84.4	82.8	88.4	92.8	-40.2	88.6	88.8	81.7	86.1	64.6	64.3	63.9	64.0	-0.10	-0.01	0.00
2006/11/27	13:55:00	93.7	93.0	90.6	84.6	83.2	88.5	92.8	-40.3	88.9	89.0	81.7	86.2	64.8	64.4	64.1	64.2	-0.20	-0.01	0.00
2006/11/27	13:56:00	93.8	93.0	90.6	84.6	83.0	88.6	92.8	-40.0	88.7	89.0	81.8	86.2	64.6	64.3	64.2	63.9	-0.10	-0.01	0.00
2006/11/27	13:57:00	93.8	93.0	90.6	84.6	83.2	88.4	92.8	-40.0	89.0	89.0	81.8	86.2	64.8	64.6	64.2	64.1	-0.10	-0.01	0.00
2006/11/27	13:58:00	93.8	93.0	90.6	84.8	83.2	88.6	93.0	-38.7	89.0	89.1	81.8	86.3	64.8	64.8	64.4	64.4	-0.20	-0.01	0.00
2006/11/27	13:59:00	93.8	93.1	90.7	84.8	83.3	88.6	93.0	-38.5	88.9	89.1	81.9	86.3	64.8	64.8	64.6	64.3	-0.10	-0.01	0.00
2006/11/27	14:00:00	93.7	93.1	90.7	84.8	83.3	88.7	93.0	-38.1	89.0	89.2	81.8	86.2	64.6	65.1	64.3	64.4	-0.10	-0.01	0.00
2006/11/27	14:01:00	93.7	93.0	90.6	84.8	83.4	88.7	93.0	-39.1	89.1	89.3	81.8	86.2	64.6	65.1	64.3	64.6	-0.20	-0.01	0.00
2006/11/27	14:02:00	93.7	93.0	90.6	84.8	83.4	88.7	93.0	-30.7	89.0	89.2	81.8	86.2	64.8	64.6	64.4	64.1	-0.20	-0.01	0.00
2006/11/27	14:03:00	93.7	93.0	90.6	84.8	83.3	88.7	93.0	-39.5	89.0	89.2	81.7	86.1	64.6	64.4	64.4	64.1	-0.10	-0.01	0.00
2006/11/27	14:04:00	93.7	93.0	90.7	84.8	83.3	88.6	93.0	-39.8	89.1	89.3	81.8	86.2	64.6	64.6	64.1	64.4	-0.10	-0.01	0.00
2006/11/27	14:05:00	93.7	93.0	90.5	84.6	83.3	88.6	92.8	-38.1	88.9	89.2	81.7	86.2	64.8	64.6	64.2	64.2	-0.10	-0.01	0.00
2006/11/27	14:06:00	93.6	92.8	90.3	84.6	83.0	88.4	92.8	-35.6	88.7	89.0	81.6	86.1	64.3	64.3	64.0	64.0	-0.10	-0.01	0.00
2006/11/27	14:07:00	93.6	92.8	90.3	84.6	83.0	88.4	92.8	-39.4	88.7	89.0	81.5	86.0	64.3	64.1	64.0	63.8	-0.10	-0.01	0.00
2006/11/27	14:08:00	93.6	92.8	90.5	84.6	83.0	88.5	92.8	-31.6	88.9	89.1	81.5	86.0	64.2	64.0	64.0	63.9	-0.20	-0.01	0.00
2006/11/27	14:09:00	93.6	92.8	90.3	84.6	83.1	88.4	92.8	-31.3	88.7	89.0	81.5	86.0	64.4	64.3	64.1	64.0	-0.20	-0.01	0.00
2006/11/27	14:10:00	93.6	92.8	90.5	84.6	83.0	88.5	92.8	-29.0	88.8	89.0	81.5	86.0	64.3	64.4	64.1	64.2	-0.20	-0.01	0.00
2006/11/27	14:11:00	93.5	92.8	90.3	84.6	83.0	88.4	92.8	-40.2	88.8	89.0	81.5	86.0	64.8	64.6	64.0	64.2	-0.20	-0.01	0.00
2006/11/27	14:12:00	93.6	92.8	90.5	84.6	83.1	88.5	92.8	-39.8	88.8	89.1	81.6	86.0	65.0	64.6	64.4	64.3	-0.20	-0.01	0.00
2006/11/27	14:13:00	93.6	92.8	90.5	84.6	83.2	88.5	92.8	-35.6	88.7	89.1	81.7	86.0	64.6	64.6	64.4	64.2	-0.10	-0.01	0.00

Test Report TR63001-07N

Appendix C

Page 84 of 128

Heat Decay Run

Date	Time	TC1	TC2	TC3	TC4	TC5	TC6	TC7	TC8	TC9	TC10	TC11	TC12	TC13	TC14	TC15	TC16	VDC	Amps	Watts
2006/11/27	14:14:00	93.6	92.8	90.5	84.6	83.1	88.6	92.8	-39.8	88.7	89.1	81.7	86.1	64.8	64.6	64.6	64.4	-0.10	-0.01	0.00
2006/11/27	14:15:00	93.6	92.8	90.6	84.8	83.3	88.6	92.8	-39.8	88.9	89.2	81.7	86.1	65.0	64.6	64.6	64.6	-0.10	-0.01	0.00
2006/11/27	14:16:00	93.6	92.8	90.5	84.6	83.2	88.6	92.8	-39.8	88.9	89.2	81.8	86.1	65.0	64.8	64.6	64.6	-0.10	-0.01	0.00
2006/11/27	14:17:00	93.6	92.8	90.5	84.6	83.3	88.5	92.8	-39.4	88.9	89.2	81.7	86.1	64.8	64.8	64.6	64.6	-0.20	-0.01	0.00
2006/11/27	14:18:00	93.5	92.8	90.5	84.6	83.2	88.6	92.8	-39.3	89.1	89.2	81.7	86.1	65.0	65.0	64.6	64.6	-0.20	-0.01	0.00
2006/11/27	14:19:00	93.6	92.8	90.5	84.8	83.2	88.7	92.8	-38.8	88.9	89.2	81.9	86.2	65.2	65.1	64.8	64.6	-0.20	-0.01	0.00
2006/11/27	14:20:00	93.6	92.8	90.5	84.6	83.2	88.5	92.8	-26.1	88.9	89.1	81.8	86.2	65.1	65.3	64.6	64.8	-0.10	-0.01	0.00
2006/11/27	14:21:00	93.3	92.6	90.3	84.4	83.0	88.4	92.6	-38.3	88.8	88.9	81.8	86.2	65.3	65.3	64.8	64.6	-0.10	-0.01	0.00
2006/11/27	14:22:00	93.5	92.6	90.3	84.3	82.8	88.3	92.4	-38.6	88.5	88.7	81.8	86.2	65.2	64.8	64.6	64.6	-0.10	-0.01	0.00
2006/11/27	14:23:00	93.3	92.4	90.1	84.1	82.8	88.1	92.3	-38.8	88.3	88.6	81.5	85.9	65.0	65.0	64.3	64.4	-0.20	-0.01	0.00
2006/11/27	14:24:00	93.3	92.4	89.9	84.0	82.6	87.8	92.1	-37.3	88.2	88.4	81.4	85.9	64.8	64.6	64.2	64.2	-0.10	-0.01	0.00
2006/11/27	14:25:00	93.3	92.3	89.9	84.0	82.6	87.8	92.1	-25.8	88.0	88.3	81.3	85.7	64.6	64.3	63.9	64.0	-0.10	-0.01	0.00
2006/11/27	14:26:00	93.3	92.3	89.7	83.9	82.4	87.8	92.0	-26.8	88.0	88.2	81.3	85.7	64.6	64.3	63.9	64.0	-0.10	-0.01	0.00
2006/11/27	14:27:00	93.1	92.3	89.9	84.0	82.6	88.0	92.1	-39.2	88.1	88.3	81.3	85.7	64.8	64.6	64.0	64.1	-0.20	-0.01	0.00
2006/11/27	14:28:00	93.1	92.3	89.9	84.0	82.6	88.0	92.1	-38.8	88.3	88.3	81.4	85.7	64.8	64.8	64.1	64.2	-0.10	-0.01	0.00
2006/11/27	14:29:00	93.3	92.3	89.9	84.0	82.6	87.8	92.1	-38.3	88.2	88.3	81.4	85.8	65.0	64.8	64.1	64.1	-0.10	-0.01	0.00
2006/11/27	14:30:00	93.1	92.3	89.8	84.0	82.6	87.8	92.0	-39.1	88.1	88.3	81.3	85.7	65.0	64.6	64.1	64.1	-0.10	-0.01	0.00
2006/11/27	14:31:00	93.1	92.3	89.8	84.0	82.6	87.8	92.1	-38.6	88.1	88.2	81.4	85.7	65.0	64.6	64.1	64.1	-0.10	-0.01	0.00
2006/11/27	14:32:00	93.1	92.3	89.9	84.0	82.6	87.8	92.1	-38.8	88.1	88.3	81.4	85.8	64.6	64.8	64.0	64.0	-0.10	-0.01	0.00
2006/11/27	14:33:00	93.3	92.3	89.9	84.1	82.6	88.1	92.2	-22.9	88.2	88.3	81.5	85.8	64.8	64.8	64.2	64.2	-0.20	-0.01	0.00
2006/11/27	14:34:00	93.1	92.3	89.8	84.0	82.6	88.0	92.0	-37.1	88.1	88.2	81.4	85.7	64.6	64.6	64.0	64.0	-0.20	-0.01	0.00
2006/11/27	14:35:00	93.1	92.2	89.7	83.9	82.4	87.8	91.9	-37.3	87.8	88.1	81.3	85.7	64.4	64.2	64.0	63.9	-0.20	-0.01	0.00
2006/11/27	14:36:00	93.1	92.3	89.8	84.1	82.6	87.8	92.1	-34.6	88.2	88.3	81.4	85.7	64.6	64.3	63.9	63.9	-0.20	-0.01	0.00
2006/11/27	14:37:00	93.1	92.3	89.9	84.1	82.6	87.8	92.1	-36.9	88.1	88.3	81.4	85.7	64.4	64.3	63.9	63.8	-0.20	-0.01	0.00
2006/11/27	14:38:00	93.1	92.3	89.8	84.0	82.6	87.8	92.1	-36.7	88.1	88.2	81.4	85.8	64.4	64.3	64.0	63.9	-0.10	-0.01	0.00
2006/11/27	14:39:00	93.1	92.3	89.8	84.0	82.6	88.0	92.1	-36.2	88.2	88.2	81.4	85.8	64.3	64.3	63.9	63.8	-0.20	-0.01	0.00
2006/11/27	14:40:00	93.1	92.2	89.8	84.0	82.4	87.8	92.0	-26.1	88.0	88.2	81.4	85.7	64.2	64.1	63.6	63.7	-0.20	-0.01	0.00
2006/11/27	14:41:00	93.1	92.3	89.8	84.1	82.6	87.8	92.1	-34.6	88.2	88.2	81.4	85.7	64.4	64.0	63.7	63.7	-0.10	-0.01	0.00
2006/11/27	14:42:00	93.1	92.3	89.8	84.1	82.6	88.0	92.1	-35.6	88.0	88.3	81.4	85.7	64.2	64.0	63.8	63.4	-0.10	-0.01	0.00
2006/11/27	14:43:00	93.1	92.3	89.8	84.0	82.6	87.8	92.0	-28.6	88.2	88.3	81.4	85.7	64.2	64.4	63.8	63.7	-0.10	-0.01	0.00
2006/11/27	14:44:00	93.1	92.3	89.8	84.0	82.6	87.8	92.1	-36.6	88.1	88.3	81.4	85.7	64.2	64.0	63.8	63.6	-0.10	-0.01	0.00
2006/11/27	14:45:00	93.1	92.3	89.8	84.1	82.6	88.0	92.1	-36.6	88.1	88.3	81.4	85.7	64.2	64.0	63.9	63.6	-0.10	-0.01	0.00
2006/11/27	14:46:00	93.1	92.2	89.8	84.0	82.6	87.8	92.0	-36.3	88.1	88.2	81.4	85.7	64.4	64.1	64.0	63.9	-0.10	-0.01	0.00
2006/11/27	14:47:00	93.1	92.1	89.7	83.9	82.3	87.6	91.9	-36.4	88.0	88.1	81.3	85.6	64.1	64.1	63.7	63.8	-0.10	-0.01	0.00
2006/11/27	14:48:00	93.0	92.1	89.7	83.9	82.4	87.8	91.9	-35.0	88.0	88.2	81.3	85.6	64.3	64.2	64.0	63.8	-0.10	-0.01	0.00
2006/11/27	14:49:00	93.0	92.1	89.7	83.9	82.3	87.8	91.9	-36.0	88.0	88.2	81.3	85.6	64.6	64.4	64.1	63.9	-0.10	-0.01	0.00
2006/11/27	14:50:00	93.1	92.1	89.7	83.9	82.3	87.8	91.9	-22.1	88.0	88.1	81.3	85.6	64.6	64.2	64.1	63.9	-0.10	-0.01	0.00
2006/11/27	14:51:00	93.0	92.1	89.7	83.9	82.3	87.8	91.8	-23.1	87.8	88.0	81.2	85.6	64.6	64.0	63.9	63.8	-0.20	-0.01	0.00
2006/11/27	14:52:00	93.0	92.1	89.6	83.9	82.4	87.6	91.8	-23.1	87.8	88.0	81.3	85.7	64.6	64.1	64.0	63.8	-0.10	-0.01	0.00
2006/11/27	14:53:00	93.0	92.1	89.7	84.0	82.4	87.8	91.9	-25.8	88.0	88.1	81.3	85.6	64.6	64.3	63.9	63.9	-0.10	-0.01	0.00
2006/11/27	14:54:00	93.0	92.1	89.7	84.0	82.6	87.8	91.9	-29.2	88.0	88.2	81.3	85.7	64.8	64.8	64.1	64.0	-0.10	-0.01	0.00
2006/11/27	14:55:00	93.0	92.1	89.6	83.9	82.4	87.8	91.9	-28.6	88.0	88.1	81.3	85.7	64.6	64.6	64.2	64.1	-0.20	-0.01	0.00
2006/11/27	14:56:00	92.8	92.1	89.6	83.9	82.3	87.8	91.9	-36.7	88.0	88.2	81.3	85.7	64.4	64.8	64.0	64.2	-0.20	-0.01	0.00
2006/11/27	14:57:00	92.8	92.1	89.6	83.9	82.3	87.6	91.9	-36.3	88.0	88.2	81.4	85.8	64.6	63.8	64.0	63.7	-0.20	-0.01	0.00
2006/11/27	14:58:00	92.8	92.0	89.6	83.8	82.4	87.8	91.8	-36.9	88.0	88.1	81.4	85.7	64.6	64.2	64.0	63.9	-0.20	-0.01	0.00
2006/11/27	14:59:00	92.8	92.0	89.6	83.9	82.3	87.8	91.7	-34.8	88.0	88.1	81.2	85.7	64.6	64.6	63.9	64.1	-0.10	-0.01	0.00
2006/11/27	15:00:00	92.8	92.1	89.7	84.0	82.3	87.6	91.9	-36.6	88.0	88.2	81.4	85.7	64.8	64.4	64.1	64.1	-0.10	-0.01	0.00
2006/11/27	15:01:00	93.0	92.2	89.8	84.1	82.6	87.8	92.0	-31.1	88.1	88.3	81.4	85.8	64.8	64.8	64.2	64.2	-0.10	-0.01	0.00
2006/11/27	15:02:00	93.0	92.3	89.8	84.2	82.6	88.0	92.1	-36.4	88.1	88.4	81.4	85.8	64.6	64.4	64.3	64.0	-0.10	-0.01	0.00
2006/11/27	15:03:00	93.0	92.2	89.8	84.1	82.6	88.0	92.1	-36.3	88.0	88.4	81.5	85.9	64.4	64.3	64.2	64.0	-0.10	-0.01	0.00
2006/11/27	15:04:00	93.0	92.2	89.8	84.2	82.6	88.0	92.1	-23.9	88.2	88.4	81.5	85.9	64.6	64.3	64.2	64.1	-0.10	-0.01	0.00
2006/11/27	15:05:00	93.0	92.2	89.7	84.0	82.6	87.8	92.0	-24.1	88.1	88.2	81.4	85.8	64.6	64.4	64.2	63.9	-0.10	-0.01	0.00
2006/11/27	15:06:00	92.8	92.0	89.6	83.9	82.4	87.6	91.8	-25.8	87.8	88.0	81.3	85.7	64.2	64.0	63.9	63.6	-0.10	-0.01	0.00
2006/11/27	15:07:00	92.8	91.9	89.6	83.7	82.1	87.4	91.6	-36.0	87.8	87.8	81.1	85.5	64.3	64.0	63.8	63.7	-0.10	-0.01	0.00
2006/11/27	15:08:00	92.8	91.9	89.3	83.7	82.3	87.3	91.5	-36.6	87.6	87.8	81.1	85.5	64.2	64.0	63.6	63.7	-0.10	-0.01	0.00
2006/11/27	15:09:00	92.6	91.8	89.3	83.6	82.1	87.3	91.4	-37.1	87.6	87.6	81.0	85.3	64.1	64.1	63.6	63.7	-0.10	-0.01	0.00
2006/11/27	15:10:00	92.6	91.8	89.2	83.6	81.9	87.1	91.4	-36.8	87.3	87.6	80.9	85.1	64.0	64.0	63.5	63.4	-0.20	-0.01	0.00
2006/11/27	15:11:00	92.6	91.7	89.2	83.5	81.9	87.1	91.3	-36.8	87.3	87.4	80.8	85.1	64.0	64.0	63.4	63.4	-0.10	-0.01	0.00

Test Report TR63001-07N

Appendix C

Page 85 of 128

Heat Decay Run

Date	Time	TC1	TC2	TC3	TC4	TC5	TC6	TC7	TC8	TC9	TC10	TC11	TC12	TC13	TC14	TC15	TC16	VDC	Amps	Watts
2006/11/27	15:12:00	92.6	91.7	89.2	83.4	81.8	87.3	91.2	-36.9	87.3	87.4	80.8	85.1	64.1	63.8	63.4	63.4	-0.10	-0.01	0.00
2006/11/27	15:13:00	92.6	91.7	89.1	83.4	81.9	87.1	91.1	-35.1	87.3	87.3	80.7	85.1	63.9	63.7	63.2	63.4	-0.20	-0.01	0.00
2006/11/27	15:14:00	92.6	91.6	89.1	83.4	81.9	87.1	91.2	-37.6	87.3	87.3	80.7	85.1	64.1	64.1	63.4	63.4	-0.20	-0.01	0.00
2006/11/27	15:15:00	92.6	91.6	89.1	83.4	81.9	87.1	91.1	-37.3	87.3	87.3	80.7	85.1	64.2	63.9	63.5	63.4	-0.20	-0.01	0.00
2006/11/27	15:16:00	92.6	91.6	89.1	83.4	81.8	87.1	91.1	-37.6	87.3	87.3	80.7	85.1	64.1	63.9	63.5	63.5	-0.10	-0.01	0.00
2006/11/27	15:17:00	92.6	91.6	89.1	83.3	81.8	87.1	91.1	-37.0	87.1	87.4	80.7	85.1	64.1	63.9	63.4	63.4	-0.20	-0.01	0.00
2006/11/27	15:18:00	92.4	91.6	89.1	83.4	81.9	87.1	91.2	-37.1	87.3	87.4	80.8	85.1	64.2	64.2	63.5	63.5	-0.20	-0.01	0.00
2006/11/27	15:19:00	92.6	91.7	89.1	83.4	81.9	87.1	91.2	-33.5	87.1	87.4	80.8	85.1	64.2	64.2	63.4	63.5	-0.20	-0.01	0.00
2006/11/27	15:20:00	92.6	91.7	89.1	83.4	81.8	87.1	91.1	-23.5	87.3	87.3	80.8	85.1	63.9	64.3	63.6	63.6	-0.20	-0.01	0.00
2006/11/27	15:21:00	92.4	91.6	89.0	83.3	81.8	86.8	91.0	-31.7	87.1	87.3	80.7	85.1	64.1	64.2	63.5	63.4	-0.20	-0.01	0.00
2006/11/27	15:22:00	92.3	91.5	88.9	83.2	81.8	86.9	90.8	-36.4	86.9	87.1	80.7	85.1	63.9	64.1	63.5	63.3	-0.20	-0.01	0.00
2006/11/27	15:23:00	92.4	91.6	89.0	83.3	81.8	86.9	90.8	-34.6	86.9	87.1	80.7	85.1	64.0	63.9	63.4	63.3	-0.20	-0.01	0.00
2006/11/27	15:24:00	92.4	91.5	89.0	83.3	81.7	86.8	90.8	-37.6	87.1	87.1	80.7	85.1	64.0	63.9	63.4	63.5	-0.20	-0.01	0.00
2006/11/27	15:25:00	92.3	91.5	88.9	83.3	81.7	86.8	90.8	-38.5	87.1	87.1	80.7	84.9	64.2	64.0	63.5	63.5	-0.20	-0.01	0.00
2006/11/27	15:26:00	92.4	91.6	89.0	83.4	81.9	86.9	90.8	-38.6	86.9	87.1	80.7	84.9	64.2	64.0	63.4	63.2	-0.20	-0.01	0.00
2006/11/27	15:27:00	92.3	91.6	88.9	83.3	81.8	86.8	90.8	-37.8	86.9	87.1	80.7	84.9	64.3	64.0	63.3	63.2	-0.20	-0.01	0.00
2006/11/27	15:28:00	92.3	91.5	88.9	83.3	81.7	86.7	90.8	-32.3	86.7	86.9	80.7	84.9	64.3	63.7	63.5	63.2	-0.20	-0.01	0.00
2006/11/27	15:29:00	92.3	91.5	88.9	83.3	81.7	86.7	90.8	-36.8	86.7	86.9	80.7	84.9	64.3	63.6	63.1	63.1	-0.20	-0.01	0.00
2006/11/27	15:30:00	92.3	91.5	89.0	83.4	82.1	86.9	90.8	-37.0	87.1	87.1	80.7	84.9	64.4	64.1	63.4	63.4	-0.20	-0.01	0.00
2006/11/27	15:31:00	92.4	91.6	89.2	83.5	82.1	86.9	91.1	-36.7	87.1	87.3	80.8	85.1	64.3	64.0	63.7	63.6	-0.20	-0.01	0.00
2006/11/27	15:32:00	92.3	91.6	89.1	83.5	81.8	86.9	91.0	-36.1	86.9	87.1	80.8	85.1	64.1	63.8	63.7	63.3	-0.10	-0.01	0.00
2006/11/27	15:33:00	92.3	91.5	89.0	83.4	81.9	86.8	90.8	-33.8	86.9	87.1	80.6	85.1	64.2	64.1	63.5	63.6	-0.20	-0.01	0.00
2006/11/27	15:34:00	92.2	91.5	89.0	83.4	82.1	86.9	90.8	-37.3	86.9	87.1	80.6	85.1	64.2	64.3	63.6	63.5	-0.20	-0.01	0.00
2006/11/27	15:35:00	92.2	91.4	89.0	83.4	81.8	86.9	90.8	-37.1	86.9	87.1	80.6	85.1	64.2	64.3	63.6	63.7	-0.20	-0.01	0.00
2006/11/27	15:36:00	92.2	91.5	89.0	83.3	81.9	86.9	90.8	-28.3	86.8	87.1	80.7	85.1	64.6	64.3	63.7	63.5	-0.10	-0.01	0.00
2006/11/27	15:37:00	92.2	91.4	89.0	83.4	81.8	87.1	90.8	-36.8	87.1	87.3	80.6	85.1	64.6	64.4	63.8	63.8	-0.10	-0.01	0.00
2006/11/27	15:38:00	92.3	91.5	89.1	83.5	82.3	87.1	91.1	-32.8	87.1	87.3	80.8	85.1	64.6	64.4	63.9	63.6	-0.20	-0.01	0.00
2006/11/27	15:39:00	92.3	91.5	89.1	83.5	82.1	87.1	91.0	-37.1	87.3	87.3	80.9	85.3	64.8	64.8	63.9	64.1	-0.10	-0.01	0.00
2006/11/27	15:40:00	92.3	91.5	89.1	83.6	82.1	87.1	91.1	-33.5	87.3	87.3	80.9	85.3	64.8	64.4	64.1	64.0	-0.10	-0.01	0.00
2006/11/27	15:41:00	92.3	91.5	89.1	83.5	81.9	87.1	91.1	-36.2	87.1	87.3	80.9	85.3	64.8	64.3	63.9	63.7	-0.20	-0.01	0.00
2006/11/27	15:42:00	92.3	91.5	89.1	83.6	82.1	87.1	91.1	-32.3	87.3	87.3	80.8	85.3	64.6	65.1	64.1	64.0	-0.10	-0.01	0.00
2006/11/27	15:43:00	92.3	91.5	89.0	83.4	81.8	86.8	91.0	-32.3	87.1	87.1	80.9	85.1	64.3	64.8	64.0	64.0	-0.10	-0.01	0.00
2006/11/27	15:44:00	92.2	91.4	89.0	83.4	81.7	86.8	91.0	-35.6	87.1	87.1	80.9	85.3	64.3	64.6	63.8	63.6	-0.10	-0.01	0.00
2006/11/27	15:45:00	92.2	91.3	88.9	83.3	81.9	86.9	90.8	-35.8	86.9	87.1	80.8	85.3	64.8	64.6	63.9	63.7	-0.10	-0.01	0.00
2006/11/27	15:46:00	92.2	91.4	88.9	83.3	81.8	86.8	90.8	-36.4	86.9	87.1	80.8	85.3	64.8	64.6	64.0	64.0	-0.10	-0.01	0.00
2006/11/27	15:47:00	92.2	91.4	88.9	83.3	81.8	86.7	90.8	-36.0	86.9	86.9	80.8	85.3	64.8	64.8	63.9	63.9	-0.10	-0.01	0.00
2006/11/27	15:48:00	92.1	91.3	88.8	83.2	81.8	86.8	90.7	-35.8	86.8	86.9	80.8	85.1	64.6	64.8	63.9	63.9	-0.10	-0.01	0.00
2006/11/27	15:49:00	92.1	91.3	88.8	83.2	81.7	86.7	90.7	-33.2	86.6	86.8	80.8	85.1	64.6	64.6	63.9	63.8	-0.10	-0.01	0.00
2006/11/27	15:50:00	92.2	91.3	88.8	83.2	81.7	86.6	90.8	-35.6	86.7	86.9	80.6	85.1	64.0	64.3	63.5	63.5	-0.10	-0.01	0.00
2006/11/27	15:51:00	92.1	91.3	88.8	83.2	81.6	86.7	90.7	-35.6	86.7	86.8	80.7	85.1	64.3	64.2	63.6	63.7	-0.10	-0.01	0.00
2006/11/27	15:52:00	92.1	91.3	88.8	83.2	81.6	86.5	90.7	-36.0	86.7	86.8	80.6	85.1	64.6	64.6	63.7	63.6	-0.10	-0.01	0.00
2006/11/27	15:53:00	92.0	91.2	88.7	83.1	81.6	86.6	90.6	-35.4	86.5	86.7	80.6	85.1	64.4	64.2	63.8	63.7	-0.10	-0.01	0.00
2006/11/27	15:54:00	92.0	91.2	88.7	83.0	81.6	86.4	90.5	-36.2	86.5	86.6	80.6	85.1	64.3	64.1	63.6	63.6	-0.10	-0.01	0.00
2006/11/27	15:55:00	92.0	91.2	88.7	83.0	81.6	86.4	90.5	-34.6	86.4	86.6	80.6	85.1	64.3	64.0	63.7	63.4	-0.10	-0.01	0.00
2006/11/27	15:56:00	92.0	91.1	88.7	83.1	81.6	86.4	90.5	-36.2	86.5	86.6	80.6	85.1	64.4	64.4	63.7	63.5	-0.10	-0.01	0.00
2006/11/27	15:57:00	92.1	91.2	88.8	83.1	81.6	86.5	90.6	-37.3	86.5	86.7	80.6	84.9	64.4	64.3	63.7	63.6	-0.10	-0.01	0.00
2006/11/27	15:58:00	92.0	91.1	88.7	83.1	81.7	86.5	90.5	-33.3	86.4	86.6	80.6	84.9	64.4	64.1	63.7	63.5	-0.10	-0.01	0.00
2006/11/27	15:59:00	92.0	91.1	88.6	83.2	81.7	86.5	90.6	-36.9	86.5	86.7	80.7	85.1	64.4	64.1	63.7	63.5	-0.10	-0.01	0.00
2006/11/27	16:00:00	92.1	91.3	88.9	83.4	81.9	86.8	90.8	-26.2	86.8	86.9	80.8	85.1	64.6	64.4	63.9	63.8	-0.10	0.00	0.00
2006/11/27	16:01:00	92.1	91.3	88.9	83.4	82.1	86.9	90.8	-36.9	87.1	87.1	80.8	85.3	64.8	64.8	64.1	64.1	-0.10	0.00	0.00
2006/11/27	16:02:00	92.3	91.4	89.1	83.7	82.3	87.1	91.2	-37.3	87.3	87.4	80.9	85.3	64.8	65.1	64.3	64.3	-0.10	0.00	0.00
2006/11/27	16:03:00	92.3	91.5	89.1	83.7	82.3	87.1	91.2	-36.9	87.3	87.4	81.1	85.5	65.1	64.8	64.6	64.3	-0.10	-0.01	0.00
2006/11/27	16:04:00	92.3	91.5	89.1	83.7	82.3	87.1	91.2	-36.9	87.1	87.4	81.1	85.5	64.6	64.4	64.1	64.0	-0.10	0.00	0.00
2006/11/27	16:05:00	92.3	91.5	89.1	83.7	82.3	87.1	91.2	-31.1	87.3	87.4	81.0	85.5	64.8	64.8	64.2	64.2	-0.10	0.00	0.00
2006/11/27	16:06:00	92.2	91.4	89.1	83.7	82.3	87.1	91.2	-36.1	87.3	87.6	80.9	85.5	65.1	65.0	64.4	64.3	-0.10	0.00	0.00
2006/11/27	16:07:00	92.3	91.5	89.2	83.8	82.4	87.4	91.3	-36.9	87.4	87.6	81.0	85.5	65.0	64.8	64.6	64.2	0.00	0.00	0.00
2006/11/27	16:08:00	92.2	91.5	89.1	83.8	82.3	87.3	91.3	-25.4	87.4	87.6	81.0	85.5	65.0	64.8	64.6	64.3	-0.10	0.00	0.00
2006/11/27	16:09:00	92.2	91.5	89.1	83.7	82.4	87.3	91.3	-26.8	87.6	87.6	81.0	85.5	65.3	65.3	64.6	64.8	0.00	0.00	0.00

Test Report TR63001-07N

Appendix C

Page 86 of 128

Heat Decay Run

Date Time		TC1	TC2	TC3	TC4	TC5	TC6	TC7	TC8	TC9	TC10	TC11	TC12	TC13	TC14	TC15	TC16	VDC	Amps	Watts
2006/11/27	16:10:00	92.2	91.5	89.1	83.7	82.3	87.3	91.2	-36.8	87.3	87.6	81.0	85.5	65.2	65.1	64.6	64.6	0.00	0.00	0.00
2006/11/27	16:11:00	92.1	91.4	89.0	83.6	82.3	87.1	91.1	-35.3	87.3	87.4	81.0	85.5	65.1	64.8	64.4	64.3	0.00	0.00	0.00
2006/11/27	16:12:00	92.2	91.4	88.9	83.5	82.1	87.1	91.1	-37.3	87.1	87.3	80.9	85.3	64.6	64.3	64.1	63.8	0.00	0.00	0.00
2006/11/27	16:13:00	92.1	91.2	88.8	83.4	82.1	86.9	90.8	-37.6	87.1	87.3	80.8	85.3	64.6	64.2	64.0	63.7	0.00	0.00	0.00
2006/11/27	16:14:00	92.0	91.2	88.7	83.3	81.9	86.8	90.8	-38.1	87.1	87.1	80.8	85.3	64.6	64.3	64.0	64.0	0.00	0.00	0.00
2006/11/27	16:15:00	92.0	91.2	88.7	83.3	81.9	86.8	90.8	-36.4	86.9	87.1	80.1	85.3	64.6	64.6	64.2	64.1	0.00	0.00	0.00
2006/11/27	16:16:00	91.9	91.1	88.6	83.2	81.9	86.8	90.7	-38.5	86.8	87.1	79.6	85.3	64.6	64.3	64.2	63.9	0.00	0.00	0.00
2006/11/27	16:17:00	91.9	91.0	88.6	83.1	81.8	86.6	90.6	-38.9	86.7	86.8	79.3	85.1	64.6	64.3	64.0	63.8	0.00	0.00	0.00
2006/11/27	16:18:00	91.9	91.0	88.5	83.1	81.7	86.7	90.6	-38.7	86.7	86.8	79.2	85.1	64.8	64.2	64.0	63.9	0.00	0.00	0.00
2006/11/27	16:19:00	91.8	91.0	88.5	83.1	81.7	86.6	90.5	-32.5	86.7	86.8	79.1	85.1	64.6	64.3	64.0	63.9	0.00	-0.01	0.00
2006/11/27	16:20:00	91.8	91.0	88.5	83.1	81.6	86.5	90.5	-38.5	86.7	86.8	79.2	85.1	64.4	64.2	63.9	63.7	0.00	-0.01	0.00
2006/11/27	16:21:00	91.9	91.0	88.5	83.1	81.6	86.6	90.5	-38.9	86.7	86.8	79.2	85.1	64.3	64.6	63.9	63.9	0.00	0.00	0.00
2006/11/27	16:22:00	91.9	91.0	88.6	83.2	81.5	86.7	90.6	-39.5	86.7	86.8	79.1	85.1	64.8	64.6	64.0	63.9	0.00	0.00	0.00
2006/11/27	16:23:00	91.9	91.0	88.6	83.2	81.8	86.7	90.7	-39.1	86.8	86.9	79.1	85.1	64.8	64.6	64.1	64.0	0.00	-0.01	0.00
2006/11/27	16:24:00	91.9	91.0	88.5	83.1	81.7	86.7	90.6	-38.9	86.7	86.9	79.2	85.1	64.6	64.2	64.1	63.9	0.00	0.00	0.00
2006/11/27	16:25:00	91.9	91.1	88.7	83.3	81.7	86.8	90.7	-39.5	86.8	86.9	79.0	85.1	64.6	64.0	64.0	63.8	0.00	0.00	0.00
2006/11/27	16:26:00	91.9	91.1	88.6	83.3	81.8	86.8	90.8	-39.8	86.8	87.1	78.8	85.1	64.8	64.3	64.0	63.9	0.00	0.00	0.00
2006/11/27	16:27:00	91.9	91.1	88.7	83.3	81.9	86.8	90.8	-39.8	87.1	87.1	78.8	85.3	64.8	64.8	64.2	64.3	0.00	-0.01	0.00
2006/11/27	16:28:00	91.9	91.1	88.6	83.2	81.8	86.8	90.7	-40.0	86.8	86.9	78.9	85.1	64.4	64.2	64.0	63.8	0.00	0.00	0.00
2006/11/27	16:29:00	91.9	91.0	88.6	83.3	81.8	86.7	90.7	-39.3	86.8	86.9	78.9	85.3	64.4	64.1	64.0	63.7	0.00	0.00	0.00
2006/11/27	16:30:00	91.8	91.0	88.6	83.2	81.7	86.6	90.5	-40.1	86.7	86.8	78.7	85.1	64.4	64.2	63.8	63.7	0.00	-0.01	0.00
2006/11/27	16:31:00	91.8	91.0	88.5	83.2	81.7	86.7	90.5	-39.5	86.7	86.8	78.8	85.1	64.3	64.1	63.7	63.6	-0.10	0.00	0.00
2006/11/27	16:32:00	91.9	91.0	88.6	83.2	81.6	86.5	90.6	-36.9	86.7	86.7	78.7	85.1	64.2	63.8	63.7	63.3	0.00	0.00	0.00
2006/11/27	16:33:00	91.8	91.0	88.6	83.2	81.6	86.6	90.6	-36.7	86.7	86.8	78.6	85.1	63.9	64.1	63.7	63.7	0.00	0.00	0.00
2006/11/27	16:34:00	91.9	91.0	88.7	83.3	81.7	86.7	90.7	-40.8	86.7	86.9	78.9	85.1	64.2	63.5	63.8	63.3	0.00	0.00	0.00
2006/11/27	16:35:00	91.9	91.1	88.7	83.4	81.9	86.7	90.7	-40.8	86.7	86.9	78.9	85.1	63.9	63.5	63.6	63.2	-0.10	0.00	0.00
2006/11/27	16:36:00	91.9	91.1	88.7	83.4	81.8	86.8	90.8	-40.0	86.8	87.1	78.8	85.1	64.0	63.4	63.4	63.4	-0.10	0.00	0.00
2006/11/27	16:37:00	91.9	91.1	88.7	83.4	81.9	86.8	90.7	-40.8	86.8	87.1	78.8	85.1	64.0	63.9	63.5	63.5	0.00	-0.01	0.00
2006/11/27	16:38:00	91.9	91.0	88.6	83.3	81.9	86.8	90.7	-40.6	86.8	87.1	78.8	85.1	64.4	64.6	63.7	63.9	0.00	0.00	0.00
2006/11/27	16:39:00	91.8	91.0	88.5	83.2	81.7	86.7	90.6	-39.8	86.7	86.8	78.8	85.1	64.3	64.1	63.9	63.5	0.00	0.00	0.00
2006/11/27	16:40:00	91.7	90.8	88.4	83.0	81.4	86.5	90.3	-40.6	86.5	86.6	78.7	85.1	64.3	64.1	63.8	63.6	-0.10	-0.01	0.00
2006/11/27	16:41:00	91.7	90.7	88.3	83.0	81.3	86.3	90.3	-35.4	86.4	86.5	78.7	84.9	63.9	63.8	63.5	63.2	0.00	0.00	0.00
2006/11/27	16:42:00	91.6	90.7	88.3	82.8	81.3	86.3	90.1	-41.6	86.2	86.4	78.6	84.8	64.1	63.8	63.6	63.3	0.00	0.00	0.00
2006/11/27	16:43:00	91.6	90.6	88.2	82.8	81.2	86.1	89.9	-41.4	86.1	86.2	78.6	84.8	63.8	63.4	63.1	63.1	0.00	0.00	0.00
2006/11/27	16:44:00	91.6	90.6	88.1	82.6	81.2	86.0	89.9	-41.8	86.0	86.1	78.5	84.8	63.7	63.1	63.1	62.4	0.00	0.00	0.00
2006/11/27	16:45:00	91.5	90.6	88.2	82.6	81.1	86.0	89.9	-39.3	85.9	86.1	78.3	84.6	63.5	63.3	63.2	62.8	0.00	0.00	0.00
2006/11/27	16:46:00	91.5	90.6	88.1	82.6	81.2	85.9	89.8	-42.3	85.9	86.0	78.3	84.6	63.5	63.3	63.1	62.6	0.00	0.00	0.00
2006/11/27	16:47:00	91.5	90.6	88.1	82.6	81.1	85.9	89.7	-42.7	85.7	85.9	78.3	84.6	63.5	63.1	63.0	62.6	-0.10	0.00	0.00
2006/11/27	16:48:00	91.5	90.6	88.1	82.6	81.0	85.9	89.7	-42.5	85.7	85.9	78.3	84.4	63.5	63.1	62.8	62.4	0.00	0.00	0.00
2006/11/27	16:49:00	91.5	90.6	88.1	82.4	81.0	85.8	89.6	-40.2	85.6	85.8	78.3	84.4	63.4	63.1	62.8	62.6	-0.10	0.00	0.00
2006/11/27	16:50:00	91.5	90.6	88.1	82.6	80.9	85.8	89.7	-37.1	85.6	85.8	78.3	84.4	63.5	62.8	62.8	62.3	-0.10	0.00	0.00
2006/11/27	16:51:00	91.4	90.5	88.0	82.6	80.9	85.8	89.6	-43.6	85.7	85.7	78.3	84.4	63.7	63.2	62.8	62.8	-0.10	0.00	0.00
2006/11/27	16:52:00	91.5	90.6	88.1	82.6	81.0	85.8	89.7	-43.4	85.7	85.9	78.5	84.6	63.4	63.1	63.0	62.6	-0.10	-0.01	0.00
2006/11/27	16:53:00	91.5	90.7	88.3	82.8	81.3	86.1	89.9	-38.1	85.9	86.1	78.5	84.6	63.8	63.4	63.1	62.8	-0.10	0.00	0.00
2006/11/27	16:54:00	91.6	90.7	88.3	83.1	81.5	86.2	90.1	-34.6	86.2	86.2	78.6	84.8	63.7	63.6	63.3	63.0	-0.10	-0.01	0.00
2006/11/27	16:55:00	91.7	90.8	88.5	83.2	81.7	86.4	90.3	-43.7	86.3	86.5	78.7	84.8	63.9	63.7	63.4	63.2	-0.10	-0.01	0.00
2006/11/27	16:56:00	91.6	90.8	88.4	83.0	81.5	86.2	90.1	-43.6	86.2	86.4	78.7	84.8	64.0	63.6	63.4	62.8	-0.10	-0.01	0.00
2006/11/27	16:57:00	91.5	90.7	88.3	82.8	81.4	86.1	90.1	-44.0	85.9	86.2	78.6	84.6	63.6	63.5	63.2	62.8	-0.10	-0.01	0.00
2006/11/27	16:58:00	91.5	90.7	88.2	82.8	81.4	86.1	90.1	-44.3	86.0	86.1	78.6	84.6	63.7	63.2	63.2	62.6	-0.10	-0.01	0.00
2006/11/27	16:59:00	91.5	90.6	88.2	82.8	81.4	86.1	89.9	-44.3	86.0	86.1	78.5	84.6	63.7	63.1	63.2	62.8	-0.10	-0.01	0.00
2006/11/27	17:00:00	91.4	90.6	88.1	82.8	81.4	86.0	89.9	-44.6	85.9	86.1	78.6	84.6	63.8	63.6	63.2	63.0	-0.10	-0.01	0.00
2006/11/27	17:01:00	91.4	90.6	88.1	82.8	81.3	86.0	89.8	-45.1	85.8	86.0	78.5	84.6	63.6	63.4	63.1	63.0	-0.10	-0.01	0.00
2006/11/27	17:02:00	91.4	90.7	88.1	82.8	81.2	85.9	89.8	-45.2	85.8	86.0	78.5	84.6	63.3	62.8	63.0	62.1	-0.10	-0.01	0.00
2006/11/27	17:03:00	91.4	90.6	88.1	82.6	81.1	85.9	89.7	-44.8	85.7	85.9	78.3	84.4	63.1	62.8	62.6	62.2	-0.10	-0.01	0.00
2006/11/27	17:04:00	91.4	90.5	88.1	82.6	81.0	85.8	89.7	-44.6	85.6	85.9	78.3	84.4	63.1	62.6	62.6	62.0	-0.10	-0.01	0.00
2006/11/27	17:05:00	91.3	90.5	88.0	82.6	81.2	85.8	89.7	-45.4	85.7	85.9	78.3	84.4	63.2	62.6	62.6	62.1	-0.10	-0.01	0.00
2006/11/27	17:06:00	91.3	90.5	88.0	82.6	81.1	85.6	89.7	-31.6	85.6	85.9	78.3	84.3	63.1	62.8	62.4	62.1	-0.10	-0.01	0.00
2006/11/27	17:07:00	91.4	90.5	88.1	82.6	81.1	85.9	89.7	-46.0	85.7	85.9	78.5	84.4	63.2	62.8	62.6	62.1	-0.10	-0.01	0.00

Test Report TR63001-07N

Appendix C

Page 87 of 128

Heat Decay Run

3-762

for Model AOS-025, AOS-050, and AOS-100 Transport Packages, Rev. G, July 27, 2012 (Docket No. 71-9316)

Radioactive Material Transport Packaging System Safety Analysis Report

Date	Time	TC1	TC2	TC3	TC4	TC5	TC6	TC7	TC8	TC9	TC10	TC11	TC12	TC13	TC14	TC15	TC16	VDC	Amps	Watts
2006/11/27	17:08:00	91.4	90.5	88.0	82.6	80.9	85.7	89.7	-46.3	85.7	85.8	78.5	84.4	63.2	62.4	62.3	62.0	-0.10	-0.01	0.00
2006/11/27	17:09:00	91.3	90.5	88.0	82.6	81.0	85.7	89.6	-46.1	85.6	85.8	78.3	84.4	63.4	62.8	62.3	62.3	-0.10	-0.01	0.00
2006/11/27	17:10:00	91.3	90.5	88.0	82.6	81.1	85.7	89.6	-46.3	85.6	85.8	78.3	84.3	63.0	62.2	62.6	61.8	-0.10	-0.01	0.00
2006/11/27	17:11:00	91.3	90.5	88.0	82.6	81.1	85.7	89.6	-46.7	85.5	85.8	78.3	84.3	63.0	62.0	62.3	61.4	-0.10	-0.01	0.00
2006/11/27	17:12:00	91.4	90.5	88.1	82.8	81.2	86.0	89.8	-46.6	85.9	86.0	78.3	84.2	62.4	62.6	62.0	61.6	-0.20	-0.01	0.00
2006/11/27	17:13:00	91.4	90.6	88.2	82.8	81.3	86.1	89.9	-47.1	86.1	86.2	78.3	84.3	63.1	63.0	62.4	62.3	-0.10	-0.01	0.00
2006/11/27	17:14:00	91.4	90.7	88.3	83.0	81.5	86.3	90.1	-45.4	86.2	86.3	78.6	84.6	63.3	63.1	62.6	62.4	-0.20	-0.01	0.00
2006/11/27	17:15:00	91.5	90.8	88.4	83.2	81.7	86.4	90.3	-47.3	86.3	86.6	78.7	84.6	63.3	63.1	63.0	62.1	-0.20	-0.01	0.00
2006/11/27	17:16:00	91.6	90.8	88.5	83.3	81.8	86.6	90.5	-38.5	86.5	86.7	78.8	84.8	63.7	63.6	63.1	62.6	-0.20	-0.01	0.00
2006/11/27	17:17:00	91.6	90.8	88.5	83.3	81.8	86.6	90.5	-47.1	86.4	86.7	78.8	84.8	63.8	63.4	63.2	62.6	-0.20	-0.01	0.00
2006/11/27	17:18:00	91.6	90.8	88.6	83.3	81.9	86.7	90.6	-46.8	86.6	86.8	78.7	84.8	63.6	63.3	63.3	62.6	-0.20	-0.01	0.00
2006/11/27	17:19:00	91.6	90.8	88.6	83.4	81.9	86.7	90.6	-47.1	86.6	86.9	78.9	84.8	63.5	63.2	63.3	62.8	-0.20	-0.01	0.00
2006/11/27	17:20:00	91.6	90.8	88.5	83.3	81.8	86.6	90.6	-47.1	86.7	86.9	78.8	84.9	63.1	63.9	63.2	63.3	-0.20	-0.01	0.00
2006/11/27	17:21:00	91.6	90.8	88.6	83.4	81.8	86.5	90.6	-44.6	86.8	86.9	78.8	84.9	63.3	64.1	63.2	63.3	-0.20	-0.01	0.00
2006/11/27	17:22:00	91.6	90.8	88.6	83.3	81.9	86.7	90.6	-46.9	86.7	86.9	78.8	85.1	63.7	63.5	63.4	63.0	-0.20	-0.01	0.00
2006/11/27	17:23:00	91.6	90.8	88.6	83.4	81.9	86.7	90.7	-46.8	86.8	87.1	78.8	85.1	63.2	63.6	63.2	63.0	-0.20	-0.01	0.00
2006/11/27	17:24:00	91.5	90.8	88.5	83.4	82.1	86.8	90.7	-46.9	86.7	87.1	78.9	85.1	63.7	63.6	63.4	63.1	-0.20	-0.01	0.00
2006/11/27	17:25:00	91.6	90.8	88.6	83.4	82.1	86.8	90.7	-48.6	86.8	87.1	78.8	84.9	63.5	63.7	63.2	63.1	-0.20	-0.01	0.00
2006/11/27	17:26:00	91.5	90.8	88.5	83.4	82.1	86.8	90.6	-48.8	86.8	87.1	78.8	84.9	63.8	63.4	63.5	63.0	-0.20	-0.01	0.00
2006/11/27	17:27:00	91.5	90.8	88.5	83.4	81.9	86.6	90.7	-48.3	86.7	87.1	78.9	84.9	63.6	63.0	63.2	62.6	-0.20	-0.01	0.00
2006/11/27	17:28:00	91.5	90.8	88.5	83.4	81.7	86.5	90.7	-48.3	86.7	87.1	78.6	84.8	63.4	63.1	63.1	62.4	-0.20	-0.01	0.00
2006/11/27	17:29:00	91.6	90.8	88.5	83.5	82.1	86.7	90.8	-46.3	86.7	87.1	78.6	84.8	63.1	63.1	63.0	62.4	-0.20	-0.01	0.00
2006/11/27	17:30:00	91.5	90.8	88.5	83.5	82.1	86.8	90.8	-48.3	86.8	87.1	78.8	84.8	63.3	63.4	63.0	62.4	-0.20	-0.01	0.00
2006/11/27	17:31:00	91.6	90.8	88.5	83.5	81.9	86.8	90.7	-48.3	86.9	87.1	78.8	84.8	63.2	62.8	63.1	62.3	-0.20	-0.01	0.00
2006/11/27	17:32:00	91.5	90.8	88.5	83.5	81.8	86.8	90.7	-43.6	86.7	87.1	78.7	84.8	63.1	63.2	62.4	62.3	-0.20	-0.01	0.00
2006/11/27	17:33:00	91.6	90.8	88.6	83.5	82.1	86.8	90.8	-43.1	86.9	87.3	78.7	84.8	63.2	63.3	62.8	62.6	-0.20	-0.01	0.00
2006/11/27	17:34:00	91.5	90.8	88.5	83.4	81.9	86.7	90.7	-33.8	86.9	87.1	78.6	84.6	62.3	63.7	62.6	63.0	-0.20	-0.01	0.00
2006/11/27	17:35:00	91.5	90.7	88.5	83.4	82.1	86.7	90.6	-36.1	86.9	87.1	78.6	84.6	63.0	63.7	62.8	63.1	-0.20	-0.01	0.00
2006/11/27	17:36:00	91.4	90.7	88.4	83.3	81.7	86.6	90.5	-37.9	86.7	86.9	78.5	84.6	63.1	63.3	63.1	62.8	-0.20	-0.01	0.00
2006/11/27	17:37:00	91.4	90.6	88.3	83.3	81.7	86.5	90.5	-34.2	86.6	86.8	78.5	84.6	63.1	62.6	63.0	62.2	-0.20	-0.01	0.00
2006/11/27	17:38:00	91.5	90.7	88.5	83.4	81.7	86.5	90.6	-49.7	86.9	87.1	78.5	84.6	62.4	63.2	62.6	62.6	-0.20	-0.01	0.00
2006/11/27	17:39:00	91.5	90.7	88.4	83.4	81.7	86.5	90.6	-50.3	86.8	87.1	78.5	84.6	63.4	63.3	62.6	62.6	-0.20	-0.01	0.00
2006/11/27	17:40:00	91.4	90.6	88.2	83.3	81.7	86.4	90.5	-49.8	86.5	86.8	78.6	84.6	63.2	62.4	63.0	62.0	-0.20	-0.01	0.00
2006/11/27	17:41:00	91.4	90.7	88.2	83.3	81.6	86.4	90.5	-50.1	86.6	86.8	78.3	84.4	62.4	62.8	62.6	62.2	-0.20	-0.01	0.00
2006/11/27	17:42:00	91.4	90.6	88.2	83.2	81.5	86.3	90.3	-50.3	86.4	86.7	78.3	84.4	62.1	62.8	62.2	62.4	-0.20	-0.01	0.00
2006/11/27	17:43:00	91.4	90.6	88.3	83.3	81.7	86.5	90.3	-50.3	86.6	86.7	78.5	84.6	62.8	63.1	62.6	62.6	-0.20	-0.01	0.00
2006/11/27	17:44:00	91.3	90.6	88.2	83.2	81.5	86.3	90.3	-50.6	86.5	86.7	78.3	84.4	62.6	63.5	62.3	63.0	-0.20	-0.01	0.00
2006/11/27	17:45:00	91.4	90.6	88.3	83.2	81.6	86.3	90.3	-50.8	86.4	86.7	78.3	84.4	63.0	62.8	62.6	62.4	-0.20	-0.01	0.00
2006/11/27	17:46:00	91.4	90.6	88.3	83.2	81.6	86.2	90.3	-50.5	86.5	86.7	78.5	84.6	62.6	63.4	62.3	62.4	-0.20	-0.01	0.00
2006/11/27	17:47:00	91.5	90.7	88.4	83.2	81.5	86.4	90.3	-50.7	86.5	86.8	78.6	84.6	62.6	62.1	62.2	62.4	-0.20	-0.01	0.00
2006/11/27	17:48:00	91.5	90.7	88.3	83.2	81.7	86.3	90.5	-50.5	86.3	86.7	78.8	84.6	62.8	61.8	62.8	61.8	-0.20	-0.01	0.00
2006/11/27	17:49:00	91.4	90.6	88.3	83.1	81.7	86.3	90.3	-38.7	86.5	86.7	78.7	84.6	62.1	62.3	62.2	61.9	-0.20	-0.01	0.00
2006/11/27	17:50:00	91.3	90.6	88.2	83.1	81.4	86.3	90.3	-51.3	86.5	86.7	78.6	84.6	61.8	62.2	62.4	61.9	-0.20	-0.01	0.00
2006/11/27	17:51:00	91.3	90.5	88.2	83.0	81.4	86.1	90.3	-51.2	86.4	86.7	78.5	84.4	61.7	62.4	61.9	61.8	-0.20	-0.01	0.00
2006/11/27	17:52:00	91.3	90.6	88.3	83.1	81.6	86.2	90.3	-51.2	86.4	86.7	78.5	84.4	62.1	62.3	62.0	61.9	-0.20	-0.01	0.00
2006/11/27	17:53:00	91.3	90.5	88.2	83.1	81.6	86.3	90.3	-43.1	86.4	86.7	78.5	84.6	62.8	63.3	62.2	62.6	-0.20	-0.01	0.00
2006/11/27	17:54:00	91.3	90.6	88.2	83.1	81.6	86.3	90.3	-48.4	86.4	86.6	78.6	84.6	62.8	62.8	62.8	62.3	-0.20	-0.01	0.00
2006/11/27	17:55:00	91.2	90.3	88.1	82.8	81.4	86.1	90.1	-51.1	86.3	86.5	78.6	84.4	63.1	63.5	62.3	62.1	-0.20	-0.01	0.00
2006/11/27	17:56:00	91.2	90.5	88.1	82.8	81.4	86.1	90.1	-48.2	86.4	86.5	78.7	84.6	63.0	63.5	62.3	62.6	-0.20	-0.01	0.00
2006/11/27	17:57:00	91.2	90.5	88.1	83.0	81.4	86.0	90.1	-52.0	86.2	86.56									

Test Report TR63001

Heat Decay Run

Date	Time	TC1	TC2	TC3	TC4	TC5	TC6	TC7	TC8	TC9	TC10	TC11	TC12	TC13	TC14	TC15	TC16	VDC	Amps	Watts
2006/11/27	18:06:00	91.1	90.5	88.0	83.0	81.4	86.0	90.1	-52.6	86.2	86.5	78.3	84.2	63.0	63.5	62.6	63.0	-0.20	-0.01	0.00
2006/11/27	18:07:00	91.1	90.5	88.0	83.0	81.5	86.1	90.1	-42.8	86.3	86.5	78.3	84.3	63.4	64.0	62.8	63.2	-0.10	-0.01	0.00
2006/11/27	18:08:00	91.1	90.3	88.0	83.0	81.5	85.9	90.1	-52.6	86.3	86.5	78.3	84.3	63.3	63.6	62.6	63.1	-0.10	-0.01	0.00
2006/11/27	18:09:00	91.1	90.3	88.1	83.0	81.5	86.0	90.1	-52.7	86.3	86.4	78.5	84.4	63.3	63.7	62.8	63.2	-0.10	-0.01	0.00
2006/11/27	18:10:00	91.1	90.3	88.1	83.0	81.5	86.0	90.1	-52.6	86.2	86.4	78.5	84.4	63.2	63.8	62.6	63.2	-0.10	-0.01	0.00
2006/11/27	18:11:00	91.1	90.3	88.1	83.0	81.5	86.1	90.1	-53.1	86.3	86.4	78.3	84.3	63.7	64.2	63.1	63.4	-0.10	-0.01	0.00
2006/11/27	18:12:00	91.1	90.3	88.0	82.8	81.4	85.9	90.1	-53.3	86.3	86.4	78.3	84.3	63.1	63.9	62.8	63.1	-0.10	-0.01	0.00
2006/11/27	18:13:00	91.1	90.3	87.8	82.8	81.4	85.9	90.1	-52.6	86.1	86.4	78.5	84.3	63.6	63.8	62.8	62.8	-0.10	-0.01	0.00
2006/11/27	18:14:00	91.1	90.3	88.0	82.8	81.5	86.0	90.1	-52.4	86.2	86.3	78.5	84.4	63.7	64.1	62.8	63.1	-0.10	-0.01	0.00
2006/11/27	18:15:00	91.1	90.3	87.8	82.8	81.3	85.9	90.1	-52.8	86.2	86.4	78.5	84.4	63.7	64.2	63.0	63.3	-0.10	-0.01	0.00
2006/11/27	18:16:00	91.1	90.3	87.8	83.0	81.4	85.8	90.1	-52.6	86.2	86.4	78.5	84.4	63.5	64.0	62.8	63.3	-0.10	-0.01	0.00
2006/11/27	18:17:00	91.1	90.3	88.0	82.8	81.3	85.8	89.9	-53.0	86.2	86.3	78.3	84.3	63.5	63.7	62.6	63.1	-0.10	-0.01	0.00
2006/11/27	18:18:00	91.0	90.3	87.8	82.8	81.4	85.9	90.1	-49.6	86.1	86.3	78.3	84.2	63.4	63.8	62.6	62.8	-0.10	-0.01	0.00
2006/11/27	18:19:00	91.0	90.3	87.8	82.8	81.4	85.9	89.9	-52.9	86.2	86.3	78.3	84.1	63.4	63.9	62.6	63.0	-0.10	-0.01	0.00
2006/11/27	18:20:00	91.0	90.1	87.8	82.8	81.4	85.9	89.9	-52.6	86.1	86.3	78.3	84.2	63.4	64.0	63.0	63.3	-0.10	-0.01	0.00
2006/11/27	18:21:00	91.0	90.1	87.8	82.8	81.3	85.8	89.9	-42.9	86.2	86.3	78.3	84.2	62.8	64.0	62.6	63.1	-0.10	-0.01	0.00
2006/11/27	18:22:00	90.8	90.3	87.8	82.8	81.4	85.8	89.9	-53.6	86.1	86.3	78.3	84.2	63.4	63.9	62.6	63.1	-0.10	-0.01	0.00
2006/11/27	18:23:00	91.0	90.3	87.8	82.8	81.3	85.7	89.9	-52.9	86.1	86.2	78.3	84.2	63.5	63.7	62.6	62.8	-0.10	-0.01	0.00
2006/11/27	18:24:00	91.0	90.1	87.8	82.8	81.3	85.8	89.9	-53.5	86.2	86.2	78.5	84.4	63.4	63.9	62.8	63.1	-0.10	-0.01	0.00
2006/11/27	18:25:00	90.8	90.1	87.8	82.8	81.4	85.9	89.9	-53.3	86.1	86.2	78.3	84.3	63.6	64.2	63.1	63.3	-0.10	-0.01	0.00
2006/11/27	18:26:00	90.8	90.1	87.8	82.8	81.3	85.8	89.8	-53.0	86.1	86.2	78.3	84.3	63.5	64.0	62.8	63.3	-0.10	-0.01	0.00
2006/11/27	18:27:00	90.8	90.1	87.8	82.8	81.3	85.6	89.8	-52.7	85.9	86.1	78.3	84.3	63.4	64.0	62.8	63.2	-0.10	-0.01	0.00
2006/11/27	18:28:00	91.0	90.3	87.8	82.8	81.4	85.8	89.9	-52.9	86.2	86.3	78.3	84.3	63.7	63.9	62.8	63.3	-0.10	-0.01	0.00
2006/11/27	18:29:00	90.8	90.1	87.8	82.8	81.3	85.9	89.8	-53.1	86.1	86.2	78.3	84.3	63.3	64.0	63.0	63.0	-0.10	-0.01	0.00
2006/11/27	18:30:00	90.8	90.1	87.8	82.8	81.3	85.7	89.8	-53.3	86.1	86.2	78.3	84.3	63.4	63.9	62.6	63.1	-0.10	-0.01	0.00
2006/11/27	18:31:00	90.8	90.1	87.8	82.8	81.3	85.6	89.8	-53.6	86.0	86.1	78.3	84.2	63.3	63.8	62.6	63.2	-0.10	-0.01	0.00
2006/11/27	18:32:00	90.8	90.1	87.6	82.6	81.3	85.6	89.8	-53.0	86.0	86.1	78.3	84.2	63.3	63.8	62.6	63.2	-0.10	-0.01	0.00
2006/11/27	18:33:00	90.8	90.1	87.6	82.8	81.2	85.8	89.7	-51.8	86.0	86.1	78.3	84.3	63.4	64.0	62.8	63.2	-0.10	-0.01	0.00
2006/11/27	18:34:00	90.8	90.1	87.6	82.6	81.3	85.8	89.7	-53.3	86.1	86.1	78.3	84.2	63.6	64.0	62.8	63.3	-0.10	-0.01	0.00
2006/11/27	18:35:00	91.0	90.1	87.8	82.8	81.3	85.7	89.8	-52.9	86.1	86.2	78.3	84.2	63.4	63.8	62.6	63.3	-0.10	-0.01	0.00
2006/11/27	18:36:00	90.8	90.1	87.6	82.8	81.3	85.6	89.8	-53.7	86.2	86.2	78.3	84.3	63.4	63.8	62.6	63.4	-0.10	-0.01	0.00
2006/11/27	18:37:00	90.8	90.1	87.8	82.8	81.4	85.8	89.8	-53.3	86.0	86.2	78.3	84.3	63.5	63.8	62.8	63.1	-0.10	-0.01	0.00
2006/11/27	18:38:00	90.8	90.1	87.8	82.8	81.3	85.7	89.9	-53.1	86.1	86.2	78.3	84.3	63.4	63.9	62.6	63.0	-0.10	-0.01	0.00
2006/11/27	18:39:00	91.0	90.1	87.8	82.8	81.4	85.8	89.9	-53.9	86.1	86.3	78.3	84.2	63.4	63.7	62.6	63.2	-0.10	-0.01	0.00
2006/11/27	18:40:00	90.8	90.1	87.8	82.8	81.4	85.7	89.8	-53.3	86.1	86.2	78.3	84.2	63.5	63.7	62.6	63.1	-0.10	-0.01	0.00
2006/11/27	18:41:00	90.8	90.1	87.8	82.8	81.3	85.6	89.8	-53.3	86.1	86.3	78.3	84.3	63.6	63.8	62.6	62.8	-0.10	-0.01	0.00
2006/11/27	18:42:00	90.8	90.1	87.8	82.8	81.3	85.6	89.8	-53.8	86.0	86.2	78.3	84.2	63.3	63.6	62.4	62.8	-0.10	-0.01	0.00
2006/11/27	18:43:00	90.8	90.1	87.8	82.8	81.3	85.7	89.7	-54.4	86.0	86.1	78.3	84.3	63.3	63.8	62.6	63.3	-0.10	-0.01	0.00
2006/11/27	18:44:00	90.8	90.1	87.8	82.8	81.3	85.7	89.7	-50.6	85.9	86.2	78.3	84.2	63.5	63.9	62.6	63.0	-0.10	-0.01	0.00
2006/11/27	18:45:00	90.8	90.1	87.8	82.8	81.4	85.7	89.9	-54.1	86.0	86.3	78.3	84.3	63.6	63.8	62.4	63.0	-0.10	-0.01	0.00
2006/11/27	18:46:00	90.8	90.1	87.8	82.8	81.4	85.8	89.8	-53.7	86.1	86.3	78.3	84.3	63.2	63.8	62.6	63.1	0.00	-0.01	0.00
2006/11/27	18:47:00	90.8	90.1	87.6	82.8	81.3	85.7	89.8	-44.8	86.0	86.2	78.5	84.4	63.3	63.8	62.6	63.0	0.00	0.00	0.00
2006/11/27	18:48:00	90.8	90.1	87.8	82.8	81.4	85.8	89.8	-51.8	86.1	86.2	78.3	84.3	63.6	63.8	63.0	63.2	0.00	0.00	0.00
2006/11/27	18:49:00	90.8	90.1	87.8	82.8	81.3	85.7	89.8	-54.2	85.9	86.3	78.3	84.4	63.4	63.8	62.6	63.1	0.00	0.00	0.00
2006/11/27	18:50:00	90.8	90.1	87.8	82.8	81.3	85.7	89.8	-54.2	86.1	86.3	78.5	84.4	63.2	63.7	62.6	63.4	0.00	0.00	0.00
2006/11/27	18:51:00	90.8	90.1	87.8	82.8	81.4	85.7	89.8	-53.8	86.0	86.2	78.5	84.4	63.2	63.8	62.6	63.4	0.00	0.00	0.00
2006/11/27	18:52:00	90.8	90.1	87.6	82.8	81.4	85.7	89.8	-51.4	86.0	86.2	78.5	84.3	63.6	63.7	62.8	63.0	0.00	0.00	0.00
2006/11/27	18:53:00	90.8	90.1	87.6	82.8	81.3	85.7	89.8	-45.3	86.0	86.2	78.3	84.3	63.3	63.8	62.4	63.0	0.00	0.00	0.00
2006/11/27	18:54:00	90.7	89.9	87.6	82.8	81.3	85.7	89.7	-55.1	85.9	86.1	78.3	84.3	63.8	63.9	62.8	63.0	0.00	0.00	0.00
2006/11/27	18:55:00	90.7	89.9	87.6	82.6	81.3	85.9	89.6	-55.4	86.0	86.1	78.3	84.2	64.0	63.9	63.1	63.5	0.00	0.00	0.00
2006/11/27	18:56:00	90.7	89.9	87.6	82.6	81.4	85.9	89.6	-55.9	86.2	86.1	78.3	84.2	64.1	64.3	63.6	63.6	-0.10	0.00	0.00
2006/11/27	18:57:00	90.6	89.8	87.6	82.6	81.5	86.0	89.7	-51.4	86.2	86.2	78.3	84.3	64.4	64.6	63.9	63.8	-0.10	0.00	0.00
2006/11/27	18:58:00	90.7	89.8	87.6	82.6	81.4	86.0	89.7	-55.7	86.2	86.2	78.3	84.2	64.6	64.8	64.2	64.1	0.00	0.00	0.00
2006/11/27	18:59:00	90.7	89.8	87.6	82.6	81.4	86.0	89.7	-50.8	86.3	86.2	78.3	84.3	64.8	65.0	64.4	64.4	0.00	0.00	0.00
2006/11/27	19:00:00	90.7	89.9	87.6	82.8	81.5	86.1	89.7	-54.5	86.5	86.3	78.3	84.3	65.2	65.1	64.6	64.6	-0.10	0.00	0.00
2006/11/27	19:01:00	90.7	89.9	87.8	82.8	81.4	86.1	89.8	-52.0	86.5	86.5	78.5	84.3	65.1	65.0	64.6	64.6	-0.10	0.00	0.00
2006/11/27	19:02:00	90.6	89.8	87.6	82.8	81.4	86.1	89.8	-54.2	86.5	86.4	78.6	84.4	65.0	65.1	64.6	64.4	-0.10	0.00	0.00
2006/11/27	19:03:00	90.7	89.9	87.8	82.8	81.5	86.1	89.9	-54.3	86.5	86.6	78.6	84.6	65.1	65.1	64.8	64.6	0.00	0.00	0.00

Test Report TR63001-07N

Appendix C

Page 89 of 128

Heat Decay Run

3-764
for Model AOS-025, AOS-050, and AOS-100 Transport Packages, Rev. G, July 27, 2012 (Docket No. 71-9316)

Date	Time	TC1	TC2	TC3	TC4	TC5	TC6	TC7	TC8	TC9	TC10	TC11	TC12	TC13	TC14	TC15	TC16	VDC	Amps	Watts
2006/11/27	19:04:00	90.7	90.1	87.8	83.0	81.7	86.2	90.1	-50.3	86.6	86.6	78.6	84.6	65.0	65.1	64.8	64.6	0.00	0.00	0.00
2006/11/27	19:05:00	90.7	90.1	87.8	83.1	81.8	86.3	90.1	-53.8	86.7	86.7	78.6	84.6	65.1	65.3	64.8	64.8	0.00	0.00	0.00
2006/11/27	19:06:00	90.7	90.1	87.8	83.1	81.8	86.4	90.3	-51.8	86.7	86.8	78.6	84.6	65.2	65.2	64.8	64.8	0.00	0.00	0.00
2006/11/27	19:07:00	90.7	90.1	87.8	83.1	81.8	86.4	90.3	-53.1	86.7	86.7	78.6	84.6	65.2	65.3	64.8	64.8	0.00	0.00	0.00
2006/11/27	19:08:00	90.7	90.1	87.8	83.1	81.8	86.4	90.3	-53.3	86.7	86.8	78.6	84.6	65.1	65.2	64.8	64.8	0.00	0.00	0.00
2006/11/27	19:09:00	90.7	90.1	87.8	83.1	81.7	86.1	90.3	-52.7	86.7	86.8	78.7	84.6	65.0	65.1	64.8	64.8	0.00	0.00	0.00
2006/11/27	19:10:00	90.7	90.1	87.8	83.1	81.7	86.3	90.1	-52.6	86.7	86.8	78.7	84.6	65.0	65.1	64.8	64.8	0.00	0.00	0.00
2006/11/27	19:11:00	90.6	90.1	87.8	83.1	81.8	86.2	90.1	-52.1	86.7	86.7	78.7	84.6	65.1	65.2	64.8	64.8	0.00	0.00	0.00
2006/11/27	19:12:00	90.7	90.1	87.8	83.2	81.9	86.4	90.3	-52.0	86.7	86.8	78.6	84.6	65.2	65.2	64.8	64.8	-0.10	0.00	0.00
2006/11/27	19:13:00	90.6	90.1	87.8	83.1	81.8	86.3	90.3	-51.6	86.7	86.8	78.5	84.4	65.0	65.3	64.8	64.8	-0.10	-0.01	0.00
2006/11/27	19:14:00	90.7	90.1	87.8	83.2	81.8	86.4	90.3	-41.8	86.8	86.9	78.5	84.4	65.4	65.2	64.8	64.8	-0.10	-0.01	0.00
2006/11/27	19:15:00	90.7	89.9	87.8	83.1	81.9	86.4	90.3	-51.4	86.8	86.8	78.3	84.3	65.1	65.2	64.8	65.0	-0.10	-0.01	0.00
2006/11/27	19:16:00	90.7	89.9	87.8	83.1	81.9	86.4	90.3	-52.0	86.8	86.9	78.3	84.3	65.1	65.3	64.8	64.8	-0.10	-0.01	0.00
2006/11/27	19:17:00	90.6	89.9	87.8	83.0	81.8	86.3	90.1	-51.8	86.7	86.8	78.5	84.3	65.1	65.2	64.8	64.8	-0.10	-0.01	0.00
2006/11/27	19:18:00	90.6	89.9	87.8	83.1	81.8	86.3	90.1	-52.2	86.7	86.7	78.5	84.4	65.0	65.2	64.6	64.8	-0.10	-0.01	0.00
2006/11/27	19:19:00	90.6	89.8	87.8	83.0	81.8	86.3	90.1	-51.2	86.7	86.7	78.5	84.3	65.2	65.2	64.8	64.8	-0.10	-0.01	0.00
2006/11/27	19:20:00	90.6	89.8	87.8	83.0	81.6	86.3	90.1	-44.8	86.7	86.7	78.5	84.3	65.1	65.2	64.8	64.8	-0.10	-0.01	0.00
2006/11/27	19:21:00	90.6	89.8	87.6	83.0	81.4	86.1	90.1	-51.4	86.6	86.6	78.5	84.2	64.8	64.8	64.8	64.6	-0.10	-0.01	0.00
2006/11/27	19:22:00	90.6	89.8	87.8	83.0	81.4	86.2	89.9	-50.3	86.6	86.6	78.5	84.2	65.2	65.1	64.8	64.6	-0.10	-0.01	0.00
2006/11/27	19:23:00	90.6	89.8	87.6	83.0	81.6	86.1	89.9	-51.5	86.6	86.7	78.5	84.2	65.0	65.2	64.6	64.8	-0.10	-0.01	0.00
2006/11/27	19:24:00	90.6	89.8	87.8	83.0	81.6	86.2	90.1	-51.5	86.6	86.7	78.5	84.2	65.3	65.2	64.6	64.8	-0.10	-0.01	0.00
2006/11/27	19:25:00	90.6	89.8	87.8	83.0	81.6	86.2	90.1	-51.5	86.6	86.7	78.5	84.2	65.1	65.2	64.8	64.8	-0.10	-0.01	0.00
2006/11/27	19:26:00	90.6	89.8	87.6	82.8	81.6	86.3	90.1	-51.5	86.6	86.7	78.3	84.2	65.3	65.4	64.8	64.8	-0.10	-0.01	0.00
2006/11/27	19:27:00	90.5	89.8	87.6	83.0	81.7	86.3	90.1	-51.5	86.7	86.7	78.5	84.2	65.2	65.3	64.8	64.8	-0.10	-0.01	0.00
2006/11/27	19:28:00	90.6	89.8	87.8	83.0	81.7	86.4	90.1	-51.4	86.7	86.7	78.3	84.0	65.1	65.1	64.8	64.8	-0.10	-0.01	0.00
2006/11/27	19:29:00	90.5	89.7	87.8	83.0	81.7	86.3	90.1	-50.3	86.6	86.7	78.3	84.0	65.0	65.3	64.8	64.8	-0.10	-0.01	0.00
2006/11/27	19:30:00	90.5	89.8	87.8	83.0	81.7	86.3	90.1	-50.6	86.6	86.7	78.3	84.0	65.1	65.1	64.8	64.8	-0.10	-0.01	0.00
2006/11/27	19:31:00	90.5	89.7	87.6	83.0	81.7	86.3	90.1	-39.4	86.7	86.7	78.3	84.0	65.0	65.1	64.8	64.8	-0.10	-0.01	0.00
2006/11/27	19:32:00	90.5	89.7	87.6	83.0	81.7	86.3	89.9	-44.3	86.7	86.7	78.3	84.0	65.0	65.2	64.8	64.8	-0.10	-0.01	0.00
2006/11/27	19:33:00	90.5	89.7	87.6	82.8	81.6	86.2	89.9	-47.3	86.6	86.7	78.3	84.0	65.2	65.1	64.8	64.8	-0.10	-0.01	0.00
2006/11/27	19:34:00	90.5	89.7	87.6	83.0	81.6	86.2	89.9	-44.1	86.6	86.7	78.6	84.1	65.3	65.3	64.8	64.8	-0.10	-0.01	0.00
2006/11/27	19:35:00	90.5	89.7	87.6	82.8	81.8	86.3	89.9	-47.7	86.6	86.7	78.6	84.2	65.4	65.3	65.0	65.0	-0.10	-0.01	0.00
2006/11/27	19:36:00	90.5	89.7	87.8	83.0	81.8	86.3	90.1	-50.7	86.6	86.7	78.6	84.2	65.2	65.3	64.8	65.0	-0.10	-0.01	0.00
2006/11/27	19:37:00	90.5	89.8	87.8	83.0	81.7	86.4	89.9	-50.3	86.6	86.7	78.5	84.2	65.2	65.3	64.8	65.0	-0.10	-0.01	0.00
2006/11/27	19:38:00	90.5	89.7	87.6	82.8	81.6	86.3	89.9	-49.2	86.6	86.7	78.5	84.1	65.1	65.2	65.0	65.0	-0.10	-0.01	0.00
2006/11/27	19:39:00	90.3	89.7	87.6	82.8	81.6	86.2	89.9	-51.1	86.6	86.6	78.5	84.1	65.0	65.0	64.8	64.8	-0.10	-0.01	0.00
2006/11/27	19:40:00	90.3	89.6	87.6	82.8	81.5	86.2	89.8	-50.8	86.5	86.6	78.5	84.1	64.8	65.1	64.8	64.8	-0.10	-0.01	0.00
2006/11/27	19:41:00	90.3	89.6	87.6	82.8	81.5	86.1	89.8	-50.7	86.6	86.6	78.5	84.1	64.8	65.1	64.8	64.8	-0.10	-0.01	0.00
2006/11/27	19:42:00	90.3	89.6	87.4	82.8	81.4	86.1	89.7	-50.7	86.5	86.6	78.5	84.1	64.8	65.2	64.6	64.6	-0.20	-0.01	0.00
2006/11/27	19:43:00	90.3	89.6	87.3	82.6	81.2	85.9	89.6	-50.8	86.3	86.4	78.3	83.9	64.8	64.8	64.6	64.4	-0.10	-0.01	0.00
2006/11/27	19:44:00	90.1	89.3	87.1	82.3	80.9	85.6	89.3	-51.5	86.1	86.1	78.3	83.9	63.7	64.4	63.7	64.0	-0.10	-0.01	0.00
2006/11/27	19:45:00	90.1	89.2	87.1	82.3	80.8	85.5	89.2	-51.5	86.0	86.0	78.2	83.7	63.9	64.1	63.8	63.7	-0.10	-0.01	0.00
2006/11/27	19:46:00	90.1	89.1	86.9	82.1	80.8	85.3	89.1	-50.5	85.8	85.9	78.3	83.7	64.2	64.2	63.8	63.7	-0.10	-0.01	0.00
2006/11/27	19:47:00	90.1	89.1	86.9	82.1	80.8	85.3	89.0	-50.3	85.8	85.8	78.2	83.6	64.3	64.2	63.7	63.7	-0.10	-0.01	0.00
2006/11/27	19:48:00	90.1	89.1	86.9	82.1	80.7	85.3	89.0	-49.0	85.6	85.8	78.1	83.6	63.4	63.9	63.5	63.6	-0.10	-0.01	0.00
2006/11/27	19:49:00	90.1	89.1	86.9	82.1	80.8	85.3	89.0	-49.7	85.7	85.8	78.1	83.6	63.6	63.9	63.4	63.4	-0.10	-0.01	0.00
2006/11/27	19:50:00	90.1	89.1	86.9	82.1	80.8	85.3	89.0	-51.1	85.8	85.8	78.0	83.5	63.9	63.9	63.5	63.5	-0.10	-0.01	0.00
2006/11/27	19:51:00	90.1	89.2	86.9	82.1	80.9	85.5	89.0	-48.2	85.8	85.8	78.1	83.6	64.1	64.1	63.8	63.7	-0.10	-0.01	0.00
2006/11/27	19:52:00	90.1	89.2	87.1	82.3	81.0	85.6	89.1	-45.8	85.9	85.9	78.1	83.6	64.3	64.4	63.9	64.0	-0.10	-0.01	0.00
2006/11/27	19:53:00	90.1	89.3	87.1	82.3	81.1	85.7	89.2	-47.8	86.0	86.0	78.0	83.6	64.3	64.6	64.1	64.2	-0.10	-0.01	0.00
2006/11/27	19:54:00	90.1	89.3	87.3	82.4	81.1	85.8	89.3	-51.6	86.1	86.1	78.2	83.7	64.6	64.8	64.3	64.2	-0.10	-0.01	0.00
2006/11/27	19:55:00	90.1	89.4	87.3	82.6	81.2	85.8	89.4	-50.1	86.2	86.2	78.3	83.8	64.6	65.0	64.3	64.6	-0.10	-0.01	0.00
2006/11/27	19:56:00	90.1	89.4	87.3	82.6	81.4	85.9	89.6	-51.6	86.3	86.3	78.3	83.8	65.0	65.1	64.6	64.6	-0.10	-0.01	0.00
2006/11/27	19:57:00	90.1	89.4	87.3	82.6	81.5	85.9	89.6	-51.8	86.3	86.3	78.3	83.9	65.2	65.3	64.8	64.8	-0.10	-0.01	0.00
2006/11/27	19:58:00	90.3	89.4	87.4	82.6	81.5	86.0	89.6	-51.5	86.4	86.4	78.3	83.9	65.1	65.2	64.8	64.8	-0.10	-0.01	0.00
2006/11/27	19:59:00	90.3	89.4	87.4	82.6	81.6	86.0	89.6	-44.6	86.4	86.4	78.3	83.9	65.1	65.3	65.0	64.8	-0.10	-0.01	0.00
2006/11/27	20:00:00	90.3	89.4	87.4	82.6	81.5	86.0	89.6	-51.8	86.4	86.4	78.5	84.0	65.2	65.3	65.0	64.8	-0.10	-0.01	0.00
2006/11/27	20:01:00	90.3	89.4	87.4	82.6	81.5	86.0	89.6	-51.4	86.4	86.4	78.6	84.0	65.2	65.4	65.1	64.8	-0.10	-0.01	0.00

Test Report TR63001-07N

Appendix C

Page 90 of 128

Heat Decay Run

Date	Time	TC1	TC2	TC3	TC4	TC5	TC6	TC7	TC8	TC9	TC10	TC11	TC12	TC13	TC14	TC15	TC16	VDC	Amps	Watts
2006/11/27	20:02:00	90.1	89.4	87.4	82.6	81.5	86.0	89.6	-38.8	86.4	86.4	78.5	84.1	65.3	65.5	65.1	64.8	-0.10	-0.01	0.00
2006/11/27	20:03:00	90.1	89.4	87.3	82.6	81.5	86.0	89.6	-42.9	86.4	86.4	78.6	84.1	65.4	65.5	65.1	65.0	-0.10	-0.01	0.00
2006/11/27	20:04:00	90.1	89.4	87.4	82.6	81.6	86.0	89.6	-50.8	86.4	86.4	78.5	84.1	65.2	65.3	65.1	65.0	-0.10	-0.01	0.00
2006/11/27	20:05:00	90.1	89.4	87.4	82.8	81.5	86.0	89.6	-51.3	86.5	86.5	78.6	84.0	64.8	65.3	65.0	64.8	-0.10	-0.01	0.00
2006/11/27	20:06:00	90.1	89.4	87.3	82.6	81.4	86.0	89.6	-51.8	86.4	86.5	78.5	84.0	65.1	65.4	64.8	65.0	-0.20	-0.01	0.00
2006/11/27	20:07:00	90.1	89.4	87.4	82.6	81.4	86.0	89.6	-51.8	86.4	86.5	78.5	84.0	65.1	65.3	65.0	64.8	-0.20	-0.01	0.00
2006/11/27	20:08:00	90.1	89.4	87.3	82.6	81.4	86.0	89.6	-51.4	86.5	86.5	78.5	83.9	65.2	65.3	65.0	64.8	-0.10	-0.01	0.00
2006/11/27	20:09:00	90.1	89.3	87.3	82.6	81.4	86.1	89.6	-49.6	86.5	86.5	78.5	83.9	65.2	65.2	64.8	64.8	-0.10	-0.01	0.00
2006/11/27	20:10:00	90.1	89.4	87.3	82.6	81.4	86.0	89.6	-40.4	86.5	86.5	78.3	83.8	64.8	65.2	64.8	64.8	-0.10	-0.01	0.00
2006/11/27	20:11:00	90.1	89.3	87.3	82.6	81.4	86.0	89.6	-50.8	86.5	86.5	78.3	83.7	64.8	65.0	64.6	64.6	-0.20	-0.01	0.00
2006/11/27	20:12:00	90.1	89.4	87.3	82.8	81.5	86.0	89.6	-50.8	86.5	86.5	78.3	83.7	64.6	65.2	64.6	64.6	-0.20	-0.01	0.00
2006/11/27	20:13:00	90.1	89.4	87.3	82.6	81.5	86.0	89.6	-51.5	86.4	86.5	78.3	83.7	64.6	65.1	64.6	64.6	-0.20	-0.01	0.00
2006/11/27	20:14:00	90.1	89.4	87.3	82.8	81.5	86.0	89.6	-50.8	86.4	86.5	78.3	83.6	65.0	65.0	64.6	64.6	-0.20	-0.01	0.00
2006/11/27	20:15:00	90.1	89.4	87.3	82.8	81.3	86.1	89.6	-49.9	86.5	86.5	78.3	83.7	64.6	65.1	64.6	64.8	-0.20	-0.01	0.00
2006/11/27	20:16:00	90.1	89.4	87.4	82.8	81.5	86.1	89.6	-49.6	86.5	86.6	78.3	83.7	65.0	65.0	64.6	64.8	-0.20	-0.01	0.00
2006/11/27	20:17:00	90.1	89.4	87.3	82.6	81.4	86.0	89.6	-40.4	86.4	86.5	78.3	83.8	65.1	65.3	64.6	64.8	-0.20	-0.01	0.00
2006/11/27	20:18:00	90.1	89.4	87.4	82.8	81.5	86.0	89.6	-44.4	86.6	86.6	78.5	83.8	65.0	65.3	64.8	65.0	-0.10	-0.01	0.00
2006/11/27	20:19:00	90.1	89.4	87.3	82.6	81.4	86.0	89.6	-50.5	86.4	86.5	78.6	83.8	64.8	65.2	64.6	64.8	-0.20	-0.01	0.00
2006/11/27	20:20:00	90.1	89.4	87.3	82.6	81.4	86.0	89.6	-50.6	86.5	86.5	78.6	83.8	64.8	65.2	64.8	64.8	-0.20	-0.01	0.00
2006/11/27	20:21:00	90.1	89.4	87.3	82.8	81.5	86.0	89.6	-44.8	86.5	86.5	78.6	83.8	65.0	65.1	64.8	64.8	-0.20	-0.01	0.00
2006/11/27	20:22:00	90.1	89.4	87.3	82.8	81.5	86.0	89.6	-47.6	86.5	86.5	78.5	83.8	64.8	65.2	64.8	64.8	-0.20	-0.01	0.00
2006/11/27	20:23:00	90.1	89.4	87.3	82.8	81.6	86.0	89.6	-50.3	86.5	86.5	78.5	83.7	65.0	65.1	64.8	64.6	-0.20	-0.01	0.00
2006/11/27	20:24:00	90.1	89.4	87.3	82.6	81.3	85.9	89.6	-49.8	86.4	86.5	78.5	83.7	64.8	65.1	64.4	64.6	-0.20	-0.01	0.00
2006/11/27	20:25:00	90.1	89.4	87.3	82.6	81.4	85.9	89.6	-50.5	86.4	86.5	78.5	83.6	64.8	64.8	64.4	64.4	-0.20	-0.01	0.00
2006/11/27	20:26:00	90.1	89.3	87.3	82.6	81.5	85.9	89.6	-49.4	86.5	86.5	78.3	83.6	64.6	65.1	64.6	64.6	-0.20	-0.01	0.00
2006/11/27	20:27:00	90.1	89.3	87.3	82.6	81.4	85.8	89.6	-49.7	86.5	86.5	78.5	83.6	64.8	65.1	64.4	64.6	-0.20	-0.01	0.00
2006/11/27	20:28:00	90.1	89.3	87.3	82.6	81.5	85.9	89.6	-49.9	86.4	86.5	78.3	83.6	64.8	65.1	64.6	64.6	-0.20	-0.01	0.00
2006/11/27	20:29:00	90.1	89.3	87.3	82.6	81.4	85.9	89.6	-48.8	86.4	86.5	78.5	83.6	64.8	65.2	64.6	64.6	-0.20	-0.01	0.00
2006/11/27	20:30:00	89.9	89.3	87.3	82.6	81.4	85.9	89.6	-50.5	86.3	86.4	78.5	83.7	64.8	65.2	64.6	64.6	-0.20	-0.01	0.00
2006/11/27	20:31:00	89.9	89.3	87.3	82.6	81.4	85.9	89.6	-38.9	86.3	86.4	78.6	83.7	64.8	65.2	64.8	64.6	-0.20	-0.01	0.00
2006/11/27	20:32:00	89.9	89.3	87.3	82.6	81.3	85.9	89.6	-49.3	86.4	86.4	78.6	83.8	65.0	65.3	64.6	64.8	-0.20	-0.01	0.00
2006/11/27	20:33:00	89.9	89.3	87.3	82.6	81.4	85.9	89.6	-48.3	86.4	86.4	78.5	83.6	64.6	65.0	64.6	64.6	-0.20	-0.01	0.00
2006/11/27	20:34:00	89.9	89.3	87.3	82.6	81.4	85.8	89.6	-47.8	86.3	86.4	78.6	83.9	65.2	65.4	65.0	64.8	-0.20	-0.01	0.00
2006/11/27	20:35:00	89.9	89.3	87.3	82.6	81.4	85.9	89.6	-45.9	86.4	86.5	78.6	83.9	65.1	65.3	65.0	65.0	-0.20	-0.01	0.00
2006/11/27	20:36:00	89.9	89.3	87.3	82.6	81.3	85.8	89.6	-49.7	86.3	86.4	78.6	83.8	64.8	65.2	64.8	64.8	-0.20	-0.01	0.00
2006/11/27	20:37:00	89.9	89.1	87.1	82.6	81.2	85.8	89.4	-50.3	86.2	86.4	78.5	83.8	65.0	65.2	64.8	64.8	-0.20	-0.01	0.00
2006/11/27	20:38:00	89.9	89.2	87.1	82.6	81.3	85.8	89.4	-49.9	86.3	86.4	78.5	83.7	64.8	65.2	64.8	64.8	-0.20	-0.01	0.00
2006/11/27	20:39:00	89.8	89.2	87.1	82.6	81.2	85.8	89.4	-50.3	86.3	86.4	78.5	83.7	64.8	65.0	64.6	64.8	-0.20	-0.01	0.00
2006/11/27	20:40:00	89.8	89.2	87.1	82.6	81.2	85.8	89.4	-49.7	86.3	86.4	78.5	83.6	65.0	65.1	64.6	64.6	-0.20	-0.01	0.00
2006/11/27	20:41:00	89.8	89.2	87.1	82.6	81.2	85.8	89.4	-50.1	86.3	86.4	78.3	83.6	64.8	65.1	64.6	64.8	-0.20	-0.01	0.00
2006/11/27	20:42:00	89.8	89.2	87.1	82.6	81.2	85.8	89.4	-49.4	86.3	86.3	78.3	83.6	64.6	64.8	64.6	64.6	-0.20	-0.01	0.00
2006/11/27	20:43:00	89.8	89.2	87.1	82.6	81.3	85.8	89.4	-48.1	86.3	86.3	78.3	83.6	65.0	65.0	64.6	64.6	-0.20	-0.01	0.00
2006/11/27	20:44:00	89.8	89.2	87.1	82.6	81.3	85.8	89.4	-50.1	86.3	86.4	78.3	83.6	64.8	65.1	64.6	64.6	-0.20	-0.01	0.00
2006/11/27	20:45:00	89.8	89.2	87.1	82.6	81.4	85.8	89.4	-50.9	86.4	86.4	78.3	83.6	64.8	65.0	64.6	64.6	-0.20	-0.01	0.00
2006/11/27	20:46:00	89.8	89.1	87.1	82.6	81.4	85.8	89.3	-50.9	86.3	86.3	78.3	83.6	64.8	65.1	64.8	64.6	-0.20	-0.01	0.00
2006/11/27	20:47:00	89.7	89.1	87.1	82.6	81.3	85.8	89.3	-51.2	86.3	86.3	78.5	83.6	64.8	64.8	64.8	64.8	-0.20	-0.01	0.00
2006/11/27	20:48:00	89.7	89.1	87.1	82.6	81.3	85.7	89.3	-51.2	86.2	86.3	78.3	83.6	65.1	65.0	64.6	64.8	-0.20	-0.01	0.00
2006/11/27	20:49:00	89.7	89.1	87.1	82.4	81.3	85.7	89.3	-50.9	86.2	86.3	78.3	83.6	65.1	65.1	64.8	64.8	-0.20	-0.01	0.00
2006/11/27	20:50:00	89.7	89.1	87.1	82.6	81.4	85.8	89.3	-50.9	86.2	86.3	78.3	83.6	65.0	65.1	64.8	64.6	-0.20	-0.01	0.00
2006/11/27	20:51:00	89.7	89.0	87.1	82.3	81.3	85.7	89.3	-51.5	86.2	86.3	78.3	83.6	64.8	65.0	64.8	64.6	-0.20	-0.01	0.00
2006/11/27	20:52:00	89.7	89.0	86.9	82.4	81.4	85.6	89.2	-51.3	86.1	86.2	78.3	83.6	65.0	65.0	64.6	64.8	-0.20	-0.01	0.00
2006/11/27	20:53:00	89.7	89.0	87.1	82.4	81.2	85.7	89.2	-50.9	86.2	86.2	78.3	83.6	65.1	65.1	64.8	64.8	-0.20	-0.01	0.00
2006/11/27	20:54:00	89.7	89.0	87.1	82.4	81.3	85.7	89.2	-47.4	86.1	86.3	78.3	83.6	64.8	65.1	64.8	64.8	-0.20	-0.01	0.00
2006/11/27	20:55:00	89.7	89.0	87.1	82.4	81.3	85.6	89.2	-51.3	86.2	86.2	78.3	83.6	65.0	65.0	64.6	64.8	-0.20	-0.01	0.00
2006/11/27	20:56:00	89.7	89.0	87.1	82.4	81.2	85.7	89.2	-51.8	86.1	86.3	78.3	83.6	65.0	65.1	64.6	64.8	-0.20	-0.01	0.00
2006/11/27	20:57:00	89.6	89.0	86.9	82.4	81.3	85.6	89.2	-51.2	86.1	86.2	78.3	83.5	65.0	65.0	64.6	64.6	-0.20	-0.01	0.00
2006/11/27	20:58:00	89.6	89.0	86.9	82.3	81.3	85.5	89.2	-51.8	86.1	86.2	78.3	83.5	65.0	64.8	64.6	64.8	-0.20	-0.01	0.00
2006/11/27	20:59:00	89.6	89.0	86.9	82.3	81.3	85.6	89.2	-51.5	86.0	86.2	78.3	83.5	65.0	64.8	64.6	64.8	-0.20	-0.01	0.00

Test Report TR63001-07N

Appendix C

Page 91 of 128

Heat Decay Run

3-766
for Model AOS-025, AOS-050, and AOS-100 Transport Packages, Rev. G, July 27, 2012 (Docket No. 71-9316)

Radioactive Material Transport Packaging System Safety Analysis Report

Date	Time	TC1	TC2	TC3	TC4	TC5	TC6	TC7	TC8	TC9	TC10	TC11	TC12	TC13	TC14	TC15	TC16	VDC	Amps	Watts
2006/11/27	21:00:00	89.6	89.0	86.9	82.3	81.2	85.6	89.2	-51.5	86.0	86.2	78.3	83.5	64.8	65.0	64.8	64.8	-0.20	-0.01	0.00
2006/11/27	21:01:00	89.6	89.0	87.1	82.4	81.2	85.6	89.2	-52.3	86.1	86.2	78.3	83.5	65.0	65.1	64.6	64.8	-0.20	-0.01	0.00
2006/11/27	21:02:00	89.6	89.0	87.1	82.4	81.3	85.6	89.2	-52.2	86.0	86.2	78.3	83.5	64.8	65.0	64.6	64.6	-0.20	-0.01	0.00
2006/11/27	21:03:00	89.6	89.0	87.1	82.4	81.2	85.6	89.2	-51.4	86.0	86.2	78.3	83.5	64.8	65.0	64.6	64.6	-0.20	-0.01	0.00
2006/11/27	21:04:00	89.6	89.0	86.9	82.3	81.1	85.6	89.1	-38.8	86.1	86.2	78.3	83.7	65.2	65.2	64.8	64.8	-0.20	-0.01	0.00
2006/11/27	21:05:00	89.6	89.0	86.9	82.3	81.2	85.6	89.1	-48.2	86.1	86.1	78.3	83.6	64.8	65.2	64.8	64.8	-0.20	-0.01	0.00
2006/11/27	21:06:00	89.6	88.9	86.8	82.3	81.2	85.6	89.1	-52.4	86.0	86.1	78.3	83.7	65.1	65.3	64.8	64.8	-0.20	-0.01	0.00
2006/11/27	21:07:00	89.6	89.0	86.9	82.3	81.3	85.5	89.1	-52.2	86.1	86.1	78.3	83.7	65.1	65.2	64.8	64.8	-0.20	-0.01	0.00
2006/11/27	21:08:00	89.6	88.9	86.9	82.3	81.2	85.5	89.1	-52.6	86.0	86.1	78.3	83.7	65.0	65.2	64.8	64.8	-0.20	-0.01	0.00
2006/11/27	21:09:00	89.6	89.0	86.9	82.3	81.2	85.6	89.1	-49.8	86.0	86.1	78.3	83.7	65.2	65.3	64.8	65.0	-0.20	-0.01	0.00
2006/11/27	21:10:00	89.6	89.0	86.9	82.3	81.2	85.6	89.1	-45.4	86.1	86.2	78.3	83.7	65.1	65.4	65.0	65.0	-0.20	-0.01	0.00
2006/11/27	21:11:00	89.6	88.9	86.9	82.4	81.1	85.5	89.1	-53.0	86.0	86.1	78.5	83.7	64.8	65.3	64.8	65.0	-0.20	-0.01	0.00
2006/11/27	21:12:00	89.6	88.9	86.9	82.3	81.1	85.5	89.1	-52.9	86.0	86.1	78.3	83.6	65.0	65.2	64.8	64.8	-0.20	-0.01	0.00
2006/11/27	21:13:00	89.6	88.9	86.9	82.3	81.2	85.5	89.1	-52.4	86.0	86.1	78.3	83.6	65.1	65.2	64.8	65.0	-0.20	-0.01	0.00
2006/11/27	21:14:00	89.6	88.9	86.9	82.4	81.2	85.6	89.1	-50.9	86.0	86.1	78.3	83.5	65.2	65.2	64.8	65.0	-0.20	-0.01	0.00
2006/11/27	21:15:00	89.6	88.9	86.9	82.3	81.2	85.3	89.1	-50.3	86.0	86.1	78.3	83.5	64.8	65.1	64.8	64.8	-0.20	-0.01	0.00
2006/11/27	21:16:00	89.6	88.9	86.9	82.3	81.2	85.3	89.1	-53.1	86.0	86.1	78.3	83.4	64.6	64.8	64.6	64.6	-0.20	-0.01	0.00
2006/11/27	21:17:00	89.6	88.9	86.8	82.3	81.1	85.3	89.1	-52.6	86.0	86.1	78.2	83.4	64.6	64.8	64.6	64.6	-0.20	-0.01	0.00
2006/11/27	21:18:00	89.6	88.8	86.8	82.3	81.0	85.3	89.0	-52.9	86.0	86.1	78.3	83.4	64.8	64.8	64.6	64.6	-0.20	-0.01	0.00
2006/11/27	21:19:00	89.4	88.8	86.8	82.3	81.1	85.5	89.0	-52.9	85.9	86.1	78.1	83.3	64.8	64.8	64.4	64.6	-0.20	-0.01	0.00
2006/11/27	21:20:00	89.4	88.8	86.8	82.3	81.1	85.5	89.0	-52.9	85.9	86.0	78.1	83.3	64.8	65.0	64.6	64.6	-0.20	-0.01	0.00
2006/11/27	21:21:00	89.4	88.8	86.8	82.3	81.2	85.5	89.0	-51.4	86.1	86.1	78.1	83.3	64.6	64.8	64.6	64.6	-0.20	-0.01	0.00
2006/11/27	21:22:00	89.4	88.8	86.8	82.3	81.1	85.5	89.0	-53.3	86.0	86.1	78.1	83.3	64.6	64.8	64.6	64.6	-0.20	-0.01	0.00
2006/11/27	21:23:00	89.4	88.8	86.8	82.3	81.1	85.5	89.0	-53.1	86.0	86.1	78.1	83.3	64.8	64.8	64.6	64.6	-0.20	-0.01	0.00
2006/11/27	21:24:00	89.4	88.8	86.8	82.3	81.1	85.5	89.0	-52.6	86.0	86.1	78.2	83.4	64.6	65.0	64.6	64.6	-0.20	-0.01	0.00
2006/11/27	21:25:00	89.4	88.8	86.8	82.3	81.1	85.5	89.0	-45.2	85.9	86.0	78.1	83.3	64.8	64.8	64.6	64.6	-0.20	-0.01	0.00
2006/11/27	21:26:00	89.4	88.8	86.8	82.3	81.1	85.5	89.0	-48.2	85.9	86.1	78.2	83.4	64.8	65.0	64.6	64.6	-0.20	-0.01	0.00
2006/11/27	21:27:00	89.4	88.8	86.8	82.3	81.1	85.5	89.0	-52.3	86.0	86.1	78.3	83.5	64.8	65.1	64.8	64.8	-0.20	-0.01	0.00
2006/11/27	21:28:00	89.3	88.8	86.7	82.3	81.1	85.3	88.9	-52.3	86.0	86.0	78.3	83.5	64.8	65.0	64.6	64.8	-0.20	-0.01	0.00
2006/11/27	21:29:00	89.3	88.7	86.7	82.3	81.0	85.3	88.9	-53.0	85.9	86.0	78.2	83.4	64.8	65.2	64.6	64.6	-0.20	-0.01	0.00
2006/11/27	21:30:00	89.4	88.8	86.8	82.3	81.2	85.5	89.0	-51.6	86.0	86.1	78.3	83.4	65.0	65.0	64.8	64.8	-0.20	-0.01	0.00
2006/11/27	21:31:00	89.4	88.8	86.8	82.3	81.1	85.5	89.0	-52.4	86.0	86.1	78.3	83.4	64.8	65.1	64.8	64.6	-0.20	-0.01	0.00
2006/11/27	21:32:00	89.3	88.8	86.8	82.3	81.2	85.3	88.9	-53.1	85.9	86.0	78.3	83.5	64.8	65.1	64.6	64.8	-0.20	-0.01	0.00
2006/11/27	21:33:00	89.3	88.8	86.7	82.3	81.0	85.3	88.9	-42.6	85.9	86.0	78.2	83.3	64.8	64.8	64.4	64.6	-0.20	-0.01	0.00
2006/11/27	21:34:00	89.3	88.7	86.7	82.3	81.0	85.3	88.9	-47.1	85.8	86.0	78.3	83.4	64.8	65.1	64.6	64.6	-0.20	-0.01	0.00
2006/11/27	21:35:00	89.3	88.7	86.7	82.3	81.1	85.3	88.9	-54.1	85.9	86.0	78.3	83.4	64.8	65.0	64.8	64.6	-0.20	-0.01	0.00
2006/11/27	21:36:00	89.3	88.7	86.6	82.1	81.1	85.3	88.8	-53.7	85.8	85.9	78.2	83.3	64.8	64.8	64.6	64.4	-0.20	-0.01	0.00
2006/11/27	21:37:00	89.3	88.6	86.6	82.1	81.0	85.3	88.8	-54.2	85.8	85.9	78.2	83.3	64.8	64.8	64.6	64.6	-0.20	-0.01	0.00
2006/11/27	21:38:00	89.2	88.7	86.6	82.1	80.9	85.3	88.8	-54.6	85.8	85.9	78.1	83.3	64.8	65.0	64.6	64.6	-0.20	-0.01	0.00
2006/11/27	21:39:00	89.3	88.6	86.6	82.1	81.0	85.3	88.8	-54.2	85.8	85.9	78.0	83.2	64.6	64.8	64.4	64.6	-0.20	-0.01	0.00
2006/11/27	21:40:00	89.3	88.7	86.7	82.1	81.1	85.3	88.8	-54.4	85.8	85.9	78.1	83.2	64.8	64.8	64.4	64.6	-0.20	-0.01	0.00
2006/11/27	21:41:00	89.2	88.6	86.6	82.1	80.9	85.3	88.7	-54.6	85.8	85.9	78.1	83.2	64.8	64.8	64.6	64.6	-0.10	-0.01	0.00
2006/11/27	21:42:00	89.2	88.6	86.6	82.1	80.9	85.3	88.7	-53.6	85.8	85.8	78.0	83.2	64.6	65.0	64.6	64.6	-0.20	-0.01	0.00
2006/11/27	21:43:00	89.2	88.6	86.6	82.1	81.0	85.1	88.7	-54.6	85.7	85.8	78.1	83.2	64.6	64.8	64.6	64.6	-0.10	-0.01	0.00
2006/11/27	21:44:00	89.2	88.6	86.6	82.1	80.9	85.1	88.7	-54.4	85.7	85.8	78.1	83.1	64.8	64.8	64.4	64.6	-0.20	-0.01	0.00
2006/11/27	21:45:00	89.2	88.6	86.6	82.1	81.0	85.1	88.7	-53.3	85.7	85.9	78.1	83.2	64.6	64.8	64.6	64.6	-0.20	-0.01	0.00
2006/11/27	21:46:00	89.2	88.6	86.5	82.1	81.0	85.1	88.7	-53.6	85.8	85.9	78.1	83.2	64.6	64.8	64.4	64.6	-0.20	-0.01	0.00
2006/11/27	21:47:00	89.2	88.6	86.6	82.1	81.0	85.1	88.7	-55.3	85.7	85.8	78.2	83.3	64.8	64.8	64.3	64.6	-0.20	-0.01	0.00
2006/11/27	21:48:00	89.2	88.6	86.6	82.1	81.0	85.1	88.7	-54.8	85.7	85.8	78.1	83.2	65.0	64.8	64.3	64.6	-0.10	-0.01	0.00
2006/11/27	21:49:00	89.1	88.6	86.5	82.1	80.9	85.1	88.7	-52.7	85.7	85.9	78.1	83.3	64.8	65.0	64.6	64.6	-0.20	-0.01	0.00
2006/11/27	21:50:00	89.1	88.6	86.5	82.1	80.9	85.1	88.7	-44.6	85.8	85.8	78.0	83.3	64.6	65.0	64.6	64.6	-0.20	-0.01	0.00
2006/11/27	21:51:00	89.1	88.5	86.5	82.1	81.0	85.1	88.7	-55.1	85.7	85.8	78.2	83.4	64.6	65.1	64.6	64.8	-0.10	-0.01	0.00
2006/11/27	21:52:00	89.1	88.5	86.5	82.1	81.0	85.1	88.7	-55.3	85.7	85.8	78.2	83.4	64.8	65.0	64.6	64.8	-0.10	-0.01	0.00
2006/11/27	21:53:00	89.1	88.5	86.5	82.1	81.0	85.1	88.7	-54.8	85.7	85.8	78.2	83.3	65.1	65.1	64.6	64.8	-0.10	-0.01	0.00
2006/11/27	21:54:00	89.1	88.5	86.6	82.3	81.1	85.3	88.7	-54.8	85.8	85.8	78.2	83.4	65.1	65.1	64.6	64.8	-0.20	-0.01	0.00
2006/11/27	21:55:00	89.2	88.5	86.6	82.3	81.0	85.3	88.8	-55.2	85.8	85.9	78.2	83.4	65.0	65.2	64.8	64.8	-0.10	-0.01	0.00
2006/11/27	21:56:00	89.1	88.5	86.5	82.1	81.0	85.3	88.7	-55.6	85.8	85.9	78.3	83.4	65.1	65.1	64.6	64.8	-0.10	-0.01	0.00
2006/11/27	21:57:00	89.1	88.5	86.5	82.1	80.9	85.1	88.7	-47.3	85.7	85.8	78.2	83.4	64.8	65.1	64.8	64.8	-0.10	-0.01	0.00

Test Report TR63001-07N

Appendix C

Page 92 of 128

Heat Decay Run

Date Time		TC1	TC2	TC3	TC4	TC5	TC6	TC7	TC8	TC9	TC10	TC11	TC12	TC13	TC14	TC15	TC16	VDC	Amps	Watts
2006/11/27	21:58:00	89.1	88.4	86.5	82.1	80.9	85.1	88.7	-44.8	85.8	85.8	78.1	83.3	64.8	65.1	64.6	64.8	-0.10	-0.01	0.00
2006/11/27	21:59:00	89.1	88.4	86.5	82.1	81.0	85.1	88.7	-43.5	85.7	85.8	78.1	83.3	64.8	65.0	64.6	64.6	-0.10	-0.01	0.00
2006/11/27	22:00:00	89.0	88.4	86.5	82.1	80.9	85.1	88.6	-55.4	85.7	85.8	78.1	83.3	64.6	65.0	64.6	64.6	-0.10	-0.01	0.00
2006/11/27	22:01:00	89.1	88.4	86.5	82.1	81.0	85.1	88.7	-55.2	85.6	85.8	78.2	83.3	64.8	65.0	64.6	64.8	-0.10	-0.01	0.00
2006/11/27	22:02:00	89.1	88.4	86.5	82.1	81.0	85.1	88.7	-55.3	85.7	85.8	78.1	83.2	65.0	65.1	64.6	64.8	-0.10	-0.01	0.00
2006/11/27	22:03:00	89.0	88.4	86.5	82.1	80.9	85.1	88.7	-56.0	85.8	85.8	78.1	83.2	64.6	65.0	64.6	64.8	-0.10	-0.01	0.00
2006/11/27	22:04:00	89.0	88.4	86.5	82.1	81.0	85.1	88.6	-55.8	85.6	85.8	78.2	83.2	65.0	65.0	64.6	64.6	-0.10	-0.01	0.00
2006/11/27	22:05:00	89.0	88.4	86.4	82.1	81.0	85.1	88.6	-55.3	85.6	85.8	78.1	83.2	65.0	65.1	64.8	64.8	-0.10	-0.01	0.00
2006/11/27	22:06:00	89.0	88.4	86.4	82.1	80.9	85.1	88.6	-55.1	85.7	85.8	78.1	83.2	64.6	65.0	64.8	64.8	-0.10	-0.01	0.00
2006/11/27	22:07:00	89.0	88.4	86.4	82.1	81.0	85.1	88.6	-55.6	85.7	85.8	78.1	83.2	64.8	64.8	64.6	64.8	-0.10	-0.01	0.00
2006/11/27	22:08:00	89.0	88.4	86.4	82.1	80.9	85.1	88.6	-55.9	85.7	85.8	78.1	83.2	64.6	64.8	64.6	64.6	-0.10	-0.01	0.00
2006/11/27	22:09:00	89.0	88.3	86.4	82.1	80.9	85.1	88.6	-56.1	85.6	85.8	78.2	83.3	64.6	65.0	64.6	64.8	-0.10	-0.01	0.00
2006/11/27	22:10:00	89.0	88.4	86.4	82.1	80.9	85.1	88.6	-56.1	85.6	85.7	78.2	83.3	65.0	65.0	64.6	64.8	-0.10	-0.01	0.00
2006/11/27	22:11:00	89.0	88.4	86.4	82.1	80.9	85.1	88.6	-56.3	85.6	85.7	78.1	83.3	65.1	65.1	64.6	64.8	-0.10	-0.01	0.00
2006/11/27	22:12:00	89.0	88.4	86.4	82.1	80.9	85.1	88.6	-56.3	85.6	85.8	78.1	83.3	65.3	65.3	64.8	64.8	-0.10	-0.01	0.00
2006/11/27	22:13:00	89.0	88.4	86.4	82.1	80.9	85.1	88.6	-55.9	85.7	85.8	78.2	83.3	65.0	65.3	64.8	64.8	-0.10	-0.01	0.00
2006/11/27	22:14:00	89.0	88.4	86.4	82.1	81.0	85.1	88.6	-55.9	85.6	85.7	78.2	83.3	65.0	65.2	64.8	65.0	-0.10	-0.01	0.00
2006/11/27	22:15:00	88.9	88.3	86.4	82.1	80.9	84.9	88.5	-56.3	85.6	85.7	78.2	83.2	64.8	65.0	64.6	64.8	-0.10	-0.01	0.00
2006/11/27	22:16:00	88.9	88.3	86.3	81.9	80.8	85.1	88.5	-56.5	85.5	85.7	78.1	83.2	64.8	65.0	64.6	64.8	-0.10	-0.01	0.00
2006/11/27	22:17:00	88.9	88.3	86.3	82.1	80.8	85.1	88.5	-56.3	85.5	85.7	78.0	83.2	64.8	64.8	64.6	64.6	-0.10	-0.01	0.00
2006/11/27	22:18:00	88.9	88.3	86.3	82.1	80.9	85.1	88.5	-54.8	85.5	85.6	78.1	83.2	64.8	65.0	64.6	64.6	-0.10	-0.01	0.00
2006/11/27	22:19:00	88.9	88.3	86.3	82.1	80.9	85.1	88.5	-56.5	85.5	85.6	78.0	83.1	64.8	64.8	64.4	64.6	-0.10	-0.01	0.00
2006/11/27	22:20:00	88.9	88.3	86.3	81.9	80.8	85.1	88.5	-56.5	85.6	85.7	77.8	83.1	64.6	64.8	64.6	64.6	-0.10	-0.01	0.00
2006/11/27	22:21:00	88.9	88.3	86.3	81.9	80.8	85.1	88.5	-54.2	85.5	85.7	77.8	83.0	64.6	64.8	64.4	64.6	-0.10	-0.01	0.00
2006/11/27	22:22:00	88.9	88.3	86.3	81.9	80.8	85.1	88.5	-57.0	85.5	85.6	77.8	83.1	64.6	64.8	64.6	64.6	-0.10	-0.01	0.00
2006/11/27	22:23:00	88.9	88.3	86.3	81.9	80.8	85.1	88.5	-57.0	85.5	85.6	77.8	83.1	64.8	65.0	64.6	64.6	-0.10	-0.01	0.00
2006/11/27	22:24:00	88.9	88.3	86.3	82.1	80.8	84.9	88.5	-56.7	85.5	85.6	77.8	83.1	64.6	65.0	64.6	64.6	-0.10	-0.01	0.00
2006/11/27	22:25:00	88.9	88.3	86.3	82.1	80.8	85.1	88.5	-55.4	85.5	85.6	78.0	83.1	64.6	65.0	64.4	64.6	-0.10	-0.01	0.00
2006/11/27	22:26:00	88.9	88.3	86.3	81.9	80.7	84.9	88.5	-56.8	85.5	85.6	78.0	83.1	64.8	64.8	64.6	64.6	-0.10	-0.01	0.00
2006/11/27	22:27:00	88.9	88.2	86.3	81.9	80.7	84.9	88.4	-56.5	85.5	85.6	78.0	83.0	64.6	64.6	64.4	64.6	-0.10	-0.01	0.00
2006/11/27	22:28:00	88.8	88.2	86.2	81.8	80.7	84.9	88.4	-56.3	85.5	85.5	78.0	83.0	64.6	64.6	64.4	64.4	-0.10	-0.01	0.00
2006/11/27	22:29:00	88.7	88.1	86.1	81.8	80.6	84.8	88.3	-56.3	85.3	85.3	78.0	83.0	64.4	64.3	64.2	64.4	-0.10	-0.01	0.00
2006/11/27	22:30:00	88.8	88.1	86.1	81.7	80.7	84.8	88.3	-48.1	85.3	85.3	77.8	83.0	64.6	64.6	64.3	64.3	-0.10	-0.01	0.00
2006/11/27	22:31:00	88.8	88.2	86.2	81.8	80.7	84.8	88.3	-41.8	85.3	85.5	77.8	83.0	64.6	64.8	64.3	64.4	-0.10	-0.01	0.00
2006/11/27	22:32:00	88.8	88.1	86.1	81.8	80.7	84.8	88.3	-56.5	85.3	85.5	78.0	83.0	64.8	64.8	64.6	64.6	-0.10	-0.01	0.00
2006/11/27	22:33:00	88.8	88.1	86.1	81.8	80.6	84.8	88.2	-56.3	85.3	85.3	78.1	83.1	64.6	64.6	64.4	64.6	-0.10	-0.01	0.00
2006/11/27	22:34:00	88.8	88.1	86.1	81.8	80.6	84.8	88.2	-48.1	85.1	85.3	77.8	83.0	64.6	64.6	64.3	64.6	-0.10	-0.01	0.00
2006/11/27	22:35:00	88.8	88.1	86.1	81.8	80.7	84.8	88.2	-41.0	85.3	85.3	77.8	82.8	64.6	64.6	64.3	64.4	-0.10	-0.01	0.00
2006/11/27	22:36:00	88.8	88.1	86.1	81.8	80.6	84.8	88.2	-56.7	85.3	85.3	77.8	83.0	64.6	65.0	64.6	64.6	-0.10	-0.01	0.00
2006/11/27	22:37:00	88.8	88.0	86.1	81.8	80.6	84.8	88.2	-56.9	85.3	85.3	78.0	83.0	64.6	65.0	64.4	64.6	-0.10	-0.01	0.00
2006/11/27	22:38:00	88.8	88.0	86.0	81.8	80.5	84.8	88.2	-56.5	85.3	85.3	77.8	83.0	64.6	64.8	64.6	64.6	-0.10	-0.01	0.00
2006/11/27	22:39:00	88.8	88.0	86.1	81.8	80.6	84.8	88.1	-56.5	85.1	85.3	78.0	83.0	64.6	65.0	64.6	64.6	-0.10	-0.01	0.00
2006/11/27	22:40:00	88.8	88.1	86.0	81.8	80.7	84.6	88.1	-56.5	85.1	85.3	77.8	83.0	64.8	65.0	64.6	64.6	-0.10	-0.01	0.00
2006/11/27	22:41:00	88.8	88.1	86.1	81.8	80.6	84.8	88.2	-50.9	85.3	85.3	77.8	82.8	64.8	64.8	64.6	64.6	-0.10	-0.01	0.00
2006/11/27	22:42:00	88.8	88.1	86.1	81.8	80.6	84.8	88.2	-46.3	85.3	85.3	78.0	82.8	64.6	64.8	64.6	64.6	-0.10	-0.01	0.00
2006/11/27	22:43:00	88.8	88.1	86.1	81.8	80.5	84.8	88.1	-40.3	85.1	85.3	78.0	82.8	64.6	64.8	64.6	64.6	-0.10	-0.01	0.00
2006/11/27	22:44:00	88.8	88.0	86.0	81.7	80.5	84.8	88.1	-55.6	85.3	85.3	77.8	82.8	64.4	64.6	64.3	64.6	-0.10	-0.01	0.00
2006/11/27	22:45:00	88.7	88.0	86.1	81.7	80.6	84.8	88.1	-56.3	85.1	85.3	77.8	82.8	64.6	64.4	64.6	64.6	-0.10	-0.01	0.00
2006/11/27	22:46:00	88.7	88.0	86.1	81.7	80.6	84.8	88.1	-56.3	85.1	85.3	77.8	82.8	64.6	64.3	64.4	64.6	-0.10	-0.01	0.00
2006/11/27	22:47:00	88.8	88.0	86.1	81.7	80.5	84.8	88.1	-57.2	85.1	85.3	77.6	82.8	64.6	64.6	64.4	64.4	-0.10	-0.01	0.00
2006/11/27	22:48:00	88.7	87.8	86.0	81.6	80.6	84.6	87.8	-56.5	85.1	85.1	77.8	82.8	64.6	64.6	64.6	64.3	-0.10	-0.01	0.00
2006/11/27	22:49:00	88.7	87.8	86.0	81.6	80.5	84.6	88.0	-57.2	85.1	85.1	77.8	82.8	64.6	64.8	64.4	64.3	-0.10	-0.01	0.00
2006/11/27	22:50:00	88.6	87.8	86.0	81.6	80.3	84.6	88.0	-56.9	85.1	85.1	77.8	82.6	64.6	64.8	64.3	64.3	-0.10	-0.01	0.00
2006/11/27	22:51:00	88.6	87.8	86.0	81.6	80.5	84.6	88.0	-56.7	85.3	85.1	77.8	82.6	64.6	64.6	64.4	64.4	-0.10	-0.01	0.00
2006/11/27	22:52:00	88.7	88.0	86.1	81.7	80.5	84.8	88.1	-56.5	85.1	85.3	77.8	82.6	64.4	64.8	64.3	64.4	-0.10	-0.01	0.00
2006/11/27	22:53:00	88.7	87.8	86.1	81.7	80.5	84.8	88.1	-57.2	85.1	85.3	77.8	82.6	64.4	64.8	64.3	64.3	-0.10	-0.01	0.00
2006/11/27	22:54:00	88.7	88.0	86.1	81.8	80.5	84.8	88.1	-56.5	85.1	85.3	77.6	82.6	64.6	64.8	64.4	64.3	-0.10	-0.01	0.00
2006/11/27	22:55:00	88.7	88.0	86.1	81.8	80.5	84.8	88.1	-56.7	85.3	85.3	77.6	82.6	64.4	64.8	64.2	64.4	-0.10	-0.01	0.00

Test Report TR63001-07N

Appendix C

Page 93 of 128

Heat Decay Run

Date	Time	TC1	TC2	TC3	TC4	TC5	TC6	TC7	TC8	TC9	TC10	TC11	TC12	TC13	TC14	TC15	TC16	VDC	Amps	Watts
2006/11/27	22:56:00	88.6	87.8	86.1	81.8	80.5	84.8	88.1	-56.9	85.1	85.3	77.8	82.6	64.4	64.8	64.1	64.3	-0.10	-0.01	0.00
2006/11/27	22:57:00	88.6	87.8	86.1	81.8	80.5	84.8	88.1	-56.9	85.1	85.3	77.8	82.6	64.4	64.6	64.1	64.2	-0.10	-0.01	0.00
2006/11/27	22:58:00	88.6	87.8	86.1	81.8	80.5	84.8	88.1	-57.2	85.1	85.3	77.8	82.6	63.9	64.4	64.2	64.2	-0.10	-0.01	0.00
2006/11/27	22:59:00	88.7	88.0	86.1	81.8	80.5	84.8	88.1	-57.4	85.1	85.3	77.6	82.6	64.0	64.4	64.1	64.0	-0.10	-0.01	0.00
2006/11/27	23:00:00	88.7	88.0	86.1	81.8	80.5	84.8	88.1	-56.0	85.3	85.3	77.6	82.6	64.1	64.8	64.1	64.2	-0.10	-0.01	0.00
2006/11/27	23:01:00	88.6	87.8	86.0	81.7	80.5	84.6	88.0	-58.1	85.1	85.3	77.6	82.6	64.0	64.6	63.9	63.9	-0.10	-0.01	0.00
2006/11/27	23:02:00	88.6	87.8	86.0	81.7	80.3	84.6	88.0	-58.1	85.1	85.3	77.6	82.6	63.7	64.2	63.7	63.8	-0.10	-0.01	0.00
2006/11/27	23:03:00	88.6	87.8	86.0	81.7	80.5	84.6	88.0	-58.4	85.1	85.3	77.6	82.6	64.0	64.3	64.0	63.9	-0.10	-0.01	0.00
2006/11/27	23:04:00	88.6	87.8	86.0	81.7	80.3	84.6	88.0	-58.5	85.1	85.3	77.6	82.6	63.8	64.2	63.9	63.8	-0.10	-0.01	0.00
2006/11/27	23:05:00	88.6	87.8	86.0	81.7	80.3	84.6	88.0	-58.2	85.1	85.3	77.6	82.6	63.8	64.3	64.0	64.0	-0.10	-0.01	0.00
2006/11/27	23:06:00	88.6	87.8	86.0	81.7	80.5	84.6	88.0	-58.4	85.1	85.3	77.6	82.6	64.1	64.4	64.0	64.0	-0.10	-0.01	0.00
2006/11/27	23:07:00	88.6	87.8	86.0	81.7	80.5	84.6	88.0	-58.3	85.1	85.3	77.6	82.6	63.9	64.6	64.1	64.1	-0.10	-0.01	0.00
2006/11/27	23:08:00	88.6	87.8	86.0	81.7	80.5	84.6	88.0	-58.1	85.1	85.3	77.6	82.6	64.1	64.4	64.2	64.2	-0.10	-0.01	0.00
2006/11/27	23:09:00	88.6	87.8	85.9	81.6	80.3	84.6	87.8	-59.1	85.1	85.1	77.6	82.6	64.2	64.4	64.0	64.0	-0.10	-0.01	0.00
2006/11/27	23:10:00	88.6	87.8	85.9	81.6	80.3	84.6	87.8	-58.4	85.1	85.1	77.6	82.6	64.2	64.6	64.1	64.2	-0.10	-0.01	0.00
2006/11/27	23:11:00	88.6	87.8	85.9	81.7	80.3	84.6	87.8	-58.8	85.1	85.1	77.6	82.6	64.3	64.4	64.2	64.3	-0.10	-0.01	0.00
2006/11/27	23:12:00	88.6	87.8	85.9	81.7	80.3	84.6	87.8	-59.1	85.1	85.1	77.6	82.6	64.2	64.6	64.0	64.2	-0.10	-0.01	0.00
2006/11/27	23:13:00	88.6	87.8	85.9	81.7	80.3	84.6	87.8	-59.0	85.1	85.1	77.6	82.8	64.4	64.6	64.1	64.2	-0.10	-0.01	0.00
2006/11/27	23:14:00	88.6	87.8	85.8	81.6	80.3	84.6	87.8	-58.5	84.9	85.1	77.8	82.8	64.1	64.4	64.1	64.4	-0.10	-0.01	0.00
2006/11/27	23:15:00	88.5	87.8	85.8	81.6	80.3	84.6	87.8	-58.2	84.9	85.1	77.8	82.8	64.3	64.6	64.1	64.3	-0.10	-0.01	0.00
2006/11/27	23:16:00	88.5	87.8	85.8	81.6	80.3	84.6	87.8	-59.1	84.9	85.1	77.8	82.8	64.6	64.6	64.4	64.4	-0.10	-0.01	0.00
2006/11/27	23:17:00	88.5	87.8	85.8	81.6	80.1	84.4	87.8	-58.7	85.1	85.1	77.6	82.8	64.4	64.6	64.3	64.6	-0.10	-0.01	0.00
2006/11/27	23:18:00	88.5	87.8	85.8	81.6	80.3	84.4	87.8	-59.3	85.1	85.1	77.8	82.8	64.2	64.8	64.4	64.4	-0.10	-0.01	0.00
2006/11/27	23:19:00	88.5	87.8	85.8	81.6	80.3	84.4	87.8	-58.9	85.1	85.1	77.8	82.8	64.3	64.8	64.3	64.6	-0.10	-0.01	0.00
2006/11/27	23:20:00	88.5	87.8	85.8	81.6	80.3	84.6	87.8	-58.3	85.1	85.1	77.8	82.8	64.4	64.6	64.3	64.4	-0.10	-0.01	0.00
2006/11/27	23:21:00	88.5	87.8	85.8	81.6	80.3	84.4	87.8	-59.1	84.9	85.1	77.8	82.8	64.4	64.4	64.3	64.3	-0.10	-0.01	0.00
2006/11/27	23:22:00	88.5	87.8	85.8	81.6	80.3	84.4	87.8	-59.3	85.1	85.1	77.6	82.8	64.1	64.6	64.3	64.4	-0.10	-0.01	0.00
2006/11/27	23:23:00	88.5	87.8	85.8	81.6	80.1	84.4	87.8	-59.6	84.9	85.1	77.6	82.6	64.1	64.4	64.2	64.1	-0.10	-0.01	0.00
2006/11/27	23:24:00	88.5	87.8	85.8	81.6	80.3	84.4	87.8	-59.8	84.9	85.1	77.8	82.8	64.3	64.6	64.3	64.3	-0.10	-0.01	0.00
2006/11/27	23:25:00	88.4	87.6	85.8	81.5	80.3	84.4	87.8	-60.0	84.8	85.1	77.6	82.6	64.4	64.6	64.3	64.3	-0.10	-0.01	0.00
2006/11/27	23:26:00	88.4	87.6	85.8	81.5	80.5	84.3	87.8	-53.3	85.1	85.1	77.6	82.8	64.4	64.6	64.4	64.6	-0.10	-0.01	0.00
2006/11/27	23:27:00	88.4	87.8	85.8	81.5	80.3	84.4	87.8	-55.3	84.9	85.1	77.6	82.8	64.4	64.8	64.4	64.4	-0.10	-0.01	0.00
2006/11/27	23:28:00	88.4	87.6	85.8	81.5	80.3	84.4	87.8	-55.4	84.8	85.1	77.8	82.8	64.4	64.8	64.6	64.6	-0.10	-0.01	0.00
2006/11/27	23:29:00	88.4	87.6	85.8	81.5	80.3	84.4	87.8	-60.0	84.8	85.1	77.8	82.8	64.6	64.8	64.6	64.4	-0.10	-0.01	0.00
2006/11/27	23:30:00	88.4	87.6	85.7	81.5	80.3	84.4	87.8	-59.8	84.9	85.1	77.6	82.6	64.6	64.8	64.6	64.6	-0.10	-0.01	0.00
2006/11/27	23:31:00	88.4	87.6	85.7	81.5	80.1	84.3	87.8	-60.2	84.9	85.1	77.6	82.6	64.4	64.8	64.4	64.4	-0.10	-0.01	0.00
2006/11/27	23:32:00	88.4	87.6	85.7	81.5	80.3	84.3	87.8	-59.8	84.8	85.1	77.6	82.8	64.8	64.8	64.4	64.6	-0.10	-0.01	0.00
2006/11/27	23:33:00	88.4	87.6	85.7	81.5	80.3	84.4	87.8	-60.0	84.8	85.1	77.6	82.6	64.6	64.8	64.6	64.6	-0.10	-0.01	0.00
2006/11/27	23:34:00	88.4	87.6	85.7	81.5	80.1	84.3	87.8	-60.0	84.9	85.1	77.8	82.6	64.4	64.6	64.6	64.3	-0.10	-0.01	0.00
2006/11/27	23:35:00	88.3	87.6	85.6	81.4	80.1	84.3	87.6	-60.2	84.8	84.9	77.6	82.6	64.6	64.8	64.6	64.3	-0.10	-0.01	0.00
2006/11/27	23:36:00	88.4	87.6	85.7	81.4	80.1	84.3	87.6	-60.2	84.8	84.9	77.6	82.6	64.2	64.6	64.2	64.6	-0.10	-0.01	0.00
2006/11/27	23:37:00	88.3	87.6	85.6	81.4	80.1	84.3	87.6	-60.3	84.8	84.9	77.6	82.6	64.3	64.6	64.3	64.3	-0.10	-0.01	0.00
2006/11/27	23:38:00	88.3	87.4	85.6	81.4	80.1	84.3	87.6	-60.3	84.8	84.8	77.6	82.6	64.2	64.3	64.2	64.3	-0.10	-0.01	0.00
2006/11/27	23:39:00	88.3	87.6	85.7	81.4	80.1	84.3	87.6	-60.8	84.8	84.8	77.6	82.6	64.8	64.8	64.6	64.6	-0.10	-0.01	0.00
2006/11/27	23:40:00	88.3	87.6	85.6	81.4	80.1	84.2	87.6	-60.5	84.8	84.8	77.6	82.6	64.1	64.3	64.2	64.3	-0.10	-0.01	0.00
2006/11/27	23:41:00	88.3	87.6	85.7	81.4	80.3	84.3	87.6	-60.3	84.8	84.9	77.6	82.6	64.4	64.4	64.4	64.3	-0.10	-0.01	0.00
2006/11/27	23:42:00	88.2	87.4	85.6	81.4	80.1	84.2	87.6	-61.0	84.8	84.8	77.6	82.6	64.2	64.6	64.3	64.3	-0.10	-0.01	0.00
2006/11/27	23:43:00	88.3	87.4	85.6	81.4	80.1	84.2	87.6	-61.0	84.8	84.8	77.6	82.6	64.4	64.6	64.4	64.4	-0.10	-0.01	0.00
2006/11/27	23:44:00	88.3	87.4	85.6	81.4	80.1	84.2	87.6	-60.2	84.8	84.8	77.8	82.6	64.4	64.6	64.6	64.4	-0.10	-0.01	0.00
2006/11/27	23:45:00	88.2	87.4	85.6	81.4	80.1	84.2	87.6	-61.0	84.8	84.8	77.6	82.6	64.6	64.6	64.6	64.4	-0.10	-0.01	0.00
2006/11/27	23:46:00	88.3	87.6	85.7	81.5	80.1	84.3	87.6	-60.0	84.8	84.9	77.6	82.6	64.6	64.8	64.6	64.6	-0.10	-0.01	0.00
2006/11/27	23:47:00	88.3	87.6	85.7	81.5	80.3	84.3	87.6	-60.8	84.9	84.9	77.6	82.6	64.6	64.8	64.6	64.6	-0.10	-0.01	0.00
2006/11/27	23:48:00	88.2	87.4	85.6	81.4	80.1	84.2	87.6	-60.2	84.8	84.8	77.6	82.6	64.4	64.8	64.4	64.6	-0.10	-0.01	0.00
2006/11/27	23:49:00	88.2	87.4	85.6	81.3	80.1	84.2	87.6	-60.2	84.8	84.8	77.6	82.6	64.4	64.8	64.3	64.6	-0.10	-0.01	0.00
2006/11/27	23:50:00	88.2	87.3	85.6	81.4	80.1	84.2	87.4	-60.3	84.8	84.8	77.6	82.6	64.6	64.8	64.6	64.6	-0.10	-0.01	0.00
2006/11/27	23:51:00	88.2	87.4	85.6	81.4	80.3	84.2	87.6	-61.0	84.8	84.8	77.6	82.6	64.6	64.6	64.6	64.4	-0.10	-0.01	0.00
2006/11/27	23:52:00	88.1	87.4	85.6	81.4	80.1	84.2	87.6	-61.1	84.8	84.8	77.6	82.6	64.6	64.8	64.4	64.6	-0.10	-0.01	0.00
2006/11/27	23:53:00	88.2	87.4	85.6	81.3	80.1	84.2	87.4	-61.2	84.8	84.8	77.6	82.6	64.6	64.8	64.4	64.4	-0.10	-0.01	0.00

Test Report TR63001-07N

Appendix C

Page 94 of 128

Heat Decay Run

Date	Time	TC1	TC2	TC3	TC4	TC5	TC6	TC7	TC8	TC9	TC10	TC11	TC12	TC13	TC14	TC15	TC16	VDC	Amps	Watts
2006/11/27	23:54:00	88.1	87.4	85.6	81.3	80.1	84.2	87.4	-61.1	84.6	84.8	77.6	82.6	64.0	64.8	64.2	64.4	-0.10	-0.01	0.00
2006/11/27	23:55:00	88.1	87.4	85.6	81.3	80.1	84.2	87.4	-61.2	84.6	84.8	77.6	82.6	64.4	64.6	64.3	64.4	-0.10	-0.01	0.00
2006/11/27	23:56:00	88.1	87.4	85.6	81.3	80.1	84.2	87.6	-61.1	84.6	84.8	77.6	82.4	64.6	64.8	64.4	64.4	-0.10	-0.01	0.00
2006/11/27	23:57:00	88.1	87.3	85.6	81.3	80.1	84.2	87.4	-61.5	84.8	84.8	77.6	82.4	64.4	64.8	64.4	64.4	-0.10	-0.01	0.00
2006/11/27	23:58:00	88.2	87.3	85.6	81.4	80.1	84.3	87.4	-61.2	84.8	84.8	77.6	82.4	64.4	64.6	64.4	64.4	-0.10	-0.01	0.00
2006/11/27	23:59:00	88.1	87.4	85.6	81.4	80.1	84.2	87.6	-61.2	84.8	84.8	77.4	82.4	64.3	64.6	64.4	64.4	-0.10	-0.01	0.00
2006/11/28	00:00:00	88.1	87.3	85.6	81.3	80.1	84.2	87.4	-61.2	84.6	84.8	77.6	82.4	64.6	64.8	64.4	64.4	-0.10	-0.01	0.00
2006/11/28	00:01:00	88.1	87.4	85.6	81.4	80.1	84.2	87.4	-60.5	84.8	84.8	77.6	82.4	64.3	64.6	64.4	64.6	-0.10	-0.01	0.00
2006/11/28	00:02:00	88.1	87.3	85.6	81.3	79.9	84.2	87.4	-60.8	84.6	84.8	77.4	82.4	64.4	64.6	64.3	64.4	-0.10	-0.01	0.00
2006/11/28	00:03:00	88.1	87.3	85.6	81.3	79.9	84.2	87.4	-61.3	84.6	84.8	77.4	82.4	64.1	64.6	64.1	64.6	-0.10	-0.01	0.00
2006/11/28	00:04:00	88.1	87.3	85.6	81.3	80.1	84.2	87.4	-61.1	84.8	84.8	77.4	82.4	64.1	64.3	64.1	64.1	-0.10	-0.01	0.00
2006/11/28	00:05:00	88.1	87.3	85.6	81.3	80.1	84.2	87.6	-58.1	84.8	84.8	77.3	82.4	64.0	64.2	64.2	64.1	-0.10	-0.01	0.00
2006/11/28	00:06:00	88.1	87.3	85.5	81.3	80.1	84.3	87.4	-61.5	84.8	84.8	77.3	82.4	64.3	64.4	64.3	64.2	-0.10	-0.01	0.00
2006/11/28	00:07:00	88.1	87.3	85.6	81.3	80.1	84.3	87.4	-61.0	84.6	84.8	77.3	82.3	64.3	64.4	64.3	64.4	-0.10	-0.01	0.00
2006/11/28	00:08:00	88.0	87.3	85.5	81.3	80.1	84.2	87.4	-61.1	84.6	84.8	77.3	82.4	64.3	64.6	64.3	64.4	-0.10	-0.01	0.00
2006/11/28	00:09:00	88.0	87.3	85.5	81.3	80.1	84.2	87.4	-61.3	84.6	84.8	77.3	82.3	64.1	64.8	64.4	64.4	-0.10	-0.01	0.00
2006/11/28	00:10:00	88.0	87.3	85.5	81.3	79.9	84.1	87.4	-61.1	84.4	84.8	77.3	82.4	63.8	63.4	63.9	63.0	-0.10	-0.01	0.00
2006/11/28	00:11:00	88.1	87.3	85.6	81.4	80.1	84.1	87.6	-52.1	84.6	84.8	77.4	82.4	63.1	62.8	63.3	62.8	-0.10	-0.01	0.00
2006/11/28	00:12:00	88.1	87.3	85.6	81.3	79.9	84.2	87.4	-61.5	84.6	84.8	77.4	82.6	63.3	63.4	63.4	62.8	-0.10	-0.01	0.00
2006/11/28	00:13:00	88.1	87.3	85.5	81.3	79.9	84.1	87.4	-61.9	84.6	84.8	77.3	82.4	63.6	63.5	63.4	63.4	-0.10	-0.01	0.00
2006/11/28	00:14:00	88.0	87.3	85.5	81.3	79.9	84.1	87.4	-61.8	84.6	84.8	77.2	82.4	63.7	63.8	63.6	63.7	-0.10	-0.01	0.00
2006/11/28	00:15:00	88.1	87.3	85.5	81.3	79.9	84.1	87.4	-63.0	84.6	84.8	77.3	82.6	63.8	64.1	63.9	63.9	-0.10	-0.01	0.00
2006/11/28	00:16:00	88.1	87.3	85.5	81.3	79.9	84.1	87.4	-47.7	84.6	84.8	77.2	82.6	63.9	64.3	63.9	64.1	-0.10	-0.01	0.00
2006/11/28	00:17:00	88.1	87.3	85.5	81.2	80.1	84.1	87.4	-64.6	84.6	84.8	77.2	82.6	64.6	64.6	64.1	64.2	0.00	0.00	0.00
2006/11/28	00:18:00	88.0	87.3	85.5	81.3	79.9	84.1	87.4	-62.1	84.6	84.8	77.3	82.6	64.6	64.6	64.2	64.3	0.00	0.00	0.00
2006/11/28	00:19:00	88.0	87.3	85.5	81.3	80.1	84.1	87.4	-62.0	84.6	84.8	77.2	82.4	64.2	64.3	64.2	64.3	0.00	0.00	0.00
2006/11/28	00:20:00	88.0	87.3	85.5	81.3	79.8	84.1	87.4	-62.3	84.6	84.8	77.2	82.4	63.6	64.3	64.1	64.2	0.00	0.00	0.00
2006/11/28	00:21:00	88.0	87.3	85.5	81.3	79.9	84.1	87.4	-62.6	84.6	84.8	77.2	82.4	63.5	64.2	63.8	64.1	0.00	0.00	0.00
2006/11/28	00:22:00	88.0	87.3	85.5	81.2	79.9	84.1	87.3	-51.8	84.6	84.8	77.2	82.4	64.1	64.3	64.1	64.1	0.00	0.00	0.00
2006/11/28	00:23:00	88.0	87.3	85.5	81.2	79.9	84.1	87.3	-63.0	84.6	84.8	77.1	82.4	64.2	64.6	64.2	64.2	0.00	0.00	0.00
2006/11/28	00:24:00	88.0	87.3	85.5	81.2	79.8	84.1	87.3	-53.5	84.6	84.8	77.2	82.4	64.2	64.6	64.3	64.4	0.00	0.00	0.00
2006/11/28	00:25:00	87.8	87.3	85.3	81.2	79.9	84.1	87.3	-47.5	84.6	84.6	77.2	82.3	64.3	64.6	64.2	64.4	0.00	0.00	0.00
2006/11/28	00:26:00	87.8	87.1	85.3	81.2	79.9	84.0	87.3	-58.8	84.4	84.6	77.3	82.4	64.4	64.6	64.3	64.6	0.00	0.00	0.00
2006/11/28	00:27:00	87.8	87.1	85.3	81.2	79.9	84.1	87.3	-58.4	84.6	84.6	77.2	82.3	64.3	64.6	64.4	64.3	0.00	0.00	0.00
2006/11/28	00:28:00	87.8	87.1	85.3	81.2	79.8	84.1	87.3	-63.2	84.6	84.6	77.1	82.3	64.1	64.6	64.2	64.4	0.00	0.00	0.00
2006/11/28	00:29:00	87.8	87.1	85.3	81.2	79.8	84.1	87.3	-63.4	84.6	84.6	77.2	82.4	64.3	64.8	64.4	64.6	0.00	0.00	0.00
2006/11/28	00:30:00	87.8	87.1	85.3	81.2	79.8	84.0	87.3	-63.8	84.6	84.6	77.2	82.3	64.2	64.6	64.2	64.4	0.00	0.00	0.00
2006/11/28	00:31:00	87.8	87.1	85.3	81.2	79.9	84.0	87.3	-63.4	84.6	84.6	77.1	82.3	64.1	64.6	64.2	64.2	0.00	0.00	0.00
2006/11/28	00:32:00	87.8	87.1	85.3	81.2	79.9	84.0	87.3	-64.0	84.6	84.6	77.2	82.4	64.4	64.6	64.4	64.4	0.00	0.00	0.00
2006/11/28	00:33:00	87.8	87.1	85.3	81.2	79.8	84.0	87.3	-48.3	84.4	84.6	77.1	82.3	64.4	64.6	64.4	64.4	0.00	0.00	0.00
2006/11/28	00:34:00	87.8	87.1	85.3	81.1	79.8	84.1	87.3	-63.0	84.6	84.6	77.1	82.3	64.4	64.6	64.2	64.3	0.00	0.00	0.00
2006/11/28	00:35:00	87.8	87.1	85.3	81.2	79.9	84.0	87.3	-63.3	84.4	84.6	77.1	82.3	64.4	64.4	64.2	64.3	0.00	-0.01	0.00
2006/11/28	00:36:00	87.8	87.1	85.3	81.1	79.9	84.0	87.3	-63.3	84.4	84.6	77.1	82.3	64.2	64.4	64.3	64.3	0.00	0.00	0.00
2006/11/28	00:37:00	87.8	87.1	85.3	81.2	79.9	84.0	87.3	-63.0	84.4	84.6	77.2	82.3	64.2	64.6	64.3	64.4	0.00	0.00	0.00
2006/11/28	00:38:00	87.8	87.1	85.3	81.1	79.9	83.9	87.3	-63.3	84.4	84.6	77.1	82.3	64.6	64.6	64.3	64.4	0.00	0.00	0.00
2006/11/28	00:39:00	87.8	87.1	85.3	81.1	79.9	84.1	87.3	-63.5	84.4	84.6	77.1	82.3	64.6	64.4	64.3	64.6	0.00	0.00	0.00
2006/11/28	00:40:00	87.8	87.1	85.3	81.1	79.8	84.0	87.3	-63.0	84.4	84.6	77.1	82.3	64.3	64.6	64.3	64.4	0.00	0.00	0.00
2006/11/28	00:41:00	87.8	87.1	85.3	81.1	79.8	84.0	87.3	-63.3	84.6	84.6	77.0	82.3	64.2	64.6	64.3	64.3	-0.10	0.00	0.00
2006/11/28	00:42:00	87.8	87.1	85.3	81.1	79.9	83.9	87.3	-63.3	84.4	84.6	77.1	82.3	64.2	64.4	64.1	64.4	0.00	0.00	0.00
2006/11/28	00:43:00	87.8	87.1	85.3	81.1	79.8	83.9	87.3	-63.3	84.4	84.6	77.1	82.3	64.3	64.3	64.1	64.2	0.00	0.00	0.00
2006/11/28	00:44:00	87.6	86.9	85.1	81.0	79.8	83.8	87.1	-62.6	84.3	84.4	77.1	82.3	64.2	64.3	63.9	64.1	-0.10	-0.01	0.00
2006/11/28	00:45:00	87.6	86.9	85.1	80.9	79.8	83.8	87.1	-63.0	84.3	84.3	77.1	82.1	64.3	63.9	64.0	64.0	0.00	-0.01	0.00
2006/11/28	00:46:00	87.6	86.9	85.1	80.8	79.6	83.8	86.9	-62.8	84.1	84.3	77.1	82.1	64.1	63.8	63.9	63.8	-0.10	0.00	0.00
2006/11/28	00:47:00	87.6	86.9	85.1	80.8	79.8	83.7	86.9	-63.0	84.1	84.3	77.1	82.3	63.9	64.3	63.8	64.1	0.00	0.00	0.00
2006/11/28	00:48:00	87.6	86.8	84.9	80.8	79.6	83.6	86.9	-64.0	84.2	84.2	77.0	82.1	63.8	63.7	63.9	63.9	0.00	-0.01	0.00
2006/11/28	00:49:00	87.6	86.8	84.9	80.8	79.6	83.6	86.9	-63.5	84.1	84.2	76.9	81.9	63.9	63.8	63.5	63.5	0.00	-0.01	0.00
2006/11/28	00:50:00	87.6	86.6	84.8	80.6	79.4	83.4	86.6	-63.8	83.9	84.0	77.0	82.1	63.8	63.8	63.6	63.5	0.00	0.00	0.00
2006/11/28	00:51:00	87.6	86.6	84.8	80.6	79.2	83.4	86.6	-63.7	83.8	84.0	76.9	81.9	63.5	63.8	63.4	63.5	-0.10	0.00	0.00

Test Report TR63001-07N

Appendix C

Page 95 of 128

Heat Decay Run

Date	Time	TC1	TC2	TC3	TC4	TC5	TC6	TC7	TC8	TC9	TC10	TC11	TC12	TC13	TC14	TC15	TC16	VDC	Amps	Watts
2006/11/28	00:52:00	87.4	86.6	84.8	80.5	79.1	83.3	86.5	-63.9	83.8	83.9	76.9	81.9	63.4	63.7	63.3	63.3	-0.10	0.00	0.00
2006/11/28	00:53:00	87.4	86.6	84.8	80.5	79.2	83.3	86.5	-64.3	83.7	83.9	76.8	81.8	63.4	63.3	63.2	63.3	-0.10	-0.01	0.00
2006/11/28	00:54:00	87.4	86.5	84.6	80.3	79.1	83.2	86.4	-64.7	83.6	83.8	76.8	81.8	63.7	63.4	63.2	63.3	-0.10	0.00	0.00
2006/11/28	00:55:00	87.3	86.6	84.6	80.3	79.1	83.3	86.4	-62.5	83.7	83.8	76.8	81.8	63.8	63.6	63.2	63.5	0.00	-0.01	0.00
2006/11/28	00:56:00	87.3	86.5	84.6	80.5	79.1	83.2	86.4	-53.9	83.7	83.8	76.7	81.8	63.8	63.6	63.2	63.5	0.00	-0.01	0.00
2006/11/28	00:57:00	87.3	86.5	84.6	80.5	79.1	83.3	86.4	-63.9	83.6	83.8	76.8	81.8	63.6	63.5	63.3	63.4	0.00	-0.01	0.00
2006/11/28	00:58:00	87.4	86.5	84.6	80.5	79.2	83.3	86.5	-64.3	83.7	83.8	76.8	81.8	63.8	63.5	63.2	63.4	-0.10	-0.01	0.00
2006/11/28	00:59:00	87.4	86.5	84.6	80.3	79.2	83.2	86.4	-64.3	83.6	83.8	76.8	81.8	63.6	63.5	63.3	63.5	-0.10	-0.01	0.00
2006/11/28	01:00:00	87.3	86.5	84.6	80.3	79.0	83.1	86.3	-64.3	83.5	83.6	76.7	81.8	63.7	63.5	63.4	63.4	-0.10	0.00	0.00
2006/11/28	01:01:00	87.3	86.4	84.6	80.1	78.9	83.1	86.2	-64.7	83.4	83.5	76.7	81.7	63.7	63.7	63.4	63.4	-0.10	-0.01	0.00
2006/11/28	01:02:00	87.3	86.5	84.6	80.3	78.9	83.1	86.3	-64.7	83.5	83.6	76.6	81.6	62.8	63.2	63.1	63.4	-0.10	-0.01	0.00
2006/11/28	01:03:00	87.4	86.6	84.6	80.3	79.0	83.2	86.4	-65.5	83.6	83.7	76.7	81.8	63.3	63.3	63.0	63.4	-0.10	-0.01	0.00
2006/11/28	01:04:00	87.4	86.6	84.6	80.3	79.1	83.2	86.4	-65.3	83.6	83.7	76.8	81.8	63.6	63.7	63.0	63.3	-0.10	-0.01	0.00
2006/11/28	01:05:00	87.3	86.5	84.6	80.3	79.0	83.2	86.3	-65.6	83.6	83.7	76.8	81.8	63.6	63.6	63.3	63.3	-0.10	-0.01	0.00
2006/11/28	01:06:00	87.3	86.5	84.6	80.3	78.9	83.1	86.3	-65.5	83.6	83.7	76.8	81.8	63.4	63.7	63.1	63.3	0.00	-0.01	0.00
2006/11/28	01:07:00	87.3	86.5	84.6	80.3	79.0	83.2	86.4	-65.5	83.6	83.7	76.8	81.8	63.4	63.5	63.0	63.3	-0.10	-0.01	0.00
2006/11/28	01:08:00	87.3	86.5	84.6	80.3	79.1	83.2	86.4	-65.5	83.6	83.7	76.8	81.8	63.3	63.5	63.2	63.2	-0.10	-0.01	0.00
2006/11/28	01:09:00	87.4	86.6	84.6	80.5	79.1	83.3	86.5	-65.3	83.7	83.8	76.7	81.8	63.1	63.6	63.3	63.3	-0.10	-0.01	0.00
2006/11/28	01:10:00	87.3	86.5	84.6	80.3	79.0	83.3	86.4	-65.9	83.7	83.8	76.8	81.8	63.3	63.6	63.2	63.4	-0.10	-0.01	0.00
2006/11/28	01:11:00	87.3	86.6	84.8	80.5	79.1	83.3	86.5	-66.5	83.7	83.9	76.8	81.8	63.2	63.6	63.3	63.3	-0.10	0.00	0.00
2006/11/28	01:12:00	87.3	86.6	84.6	80.3	79.1	83.2	86.4	-66.0	83.5	83.7	76.8	81.8	63.6	63.4	63.3	63.2	-0.10	-0.01	0.00
2006/11/28	01:13:00	87.3	86.5	84.6	80.3	79.1	83.2	86.4	-65.6	83.6	83.7	76.8	81.8	63.6	63.2	63.2	63.3	-0.10	-0.01	0.00
2006/11/28	01:14:00	87.3	86.5	84.6	80.5	79.1	83.3	86.5	-66.3	83.6	83.8	76.8	81.8	63.4	63.3	63.3	63.5	-0.10	-0.01	0.00
2006/11/28	01:15:00	87.3	86.4	84.6	80.3	79.0	83.1	86.3	-66.0	83.4	83.6	76.7	81.7	63.5	63.4	63.2	63.2	-0.10	-0.01	0.00
2006/11/28	01:16:00	87.3	86.4	84.6	80.3	79.0	83.1	86.3	-66.3	83.4	83.6	76.6	81.6	63.8	63.6	63.1	63.1	-0.10	0.00	0.00
2006/11/28	01:17:00	87.1	86.3	84.4	80.1	78.9	83.0	86.2	-59.6	83.3	83.5	76.6	81.6	63.6	63.7	63.1	63.1	-0.10	0.00	0.00
2006/11/28	01:18:00	87.3	86.3	84.3	80.1	78.9	82.8	86.2	-60.8	83.3	83.5	76.7	81.6	63.3	63.4	63.1	63.0	-0.10	0.00	0.00
2006/11/28	01:19:00	87.1	86.3	84.3	80.1	78.7	82.8	86.0	-66.5	83.3	83.4	76.6	81.6	63.2	63.3	63.1	63.1	-0.10	0.00	0.00
2006/11/28	01:20:00	87.1	86.3	84.4	80.1	78.8	83.0	86.1	-66.8	83.4	83.5	76.6	81.6	63.4	63.3	63.3	63.2	-0.10	-0.01	0.00
2006/11/28	01:21:00	87.1	86.3	84.3	80.1	78.8	83.0	86.1	-66.5	83.3	83.5	76.6	81.6	63.2	63.4	63.4	63.2	-0.10	0.00	0.00
2006/11/28	01:22:00	87.1	86.3	84.4	80.1	78.8	83.1	86.2	-66.3	83.4	83.6	76.6	81.6	63.2	63.6	63.2	63.3	-0.10	0.00	0.00
2006/11/28	01:23:00	87.1	86.3	84.4	80.1	78.9	83.1	86.3	-65.8	83.5	83.6	76.6	81.6	63.5	63.7	63.1	63.2	-0.10	-0.01	0.00
2006/11/28	01:24:00	87.3	86.4	84.6	80.3	78.8	83.1	86.3	-66.0	83.5	83.7	76.6	81.6	63.5	63.7	62.8	63.0	-0.10	-0.01	0.00
2006/11/28	01:25:00	87.3	86.4	84.4	80.3	78.9	83.2	86.3	-66.3	83.5	83.6	76.7	81.6	63.6	63.6	63.0	63.0	-0.10	-0.01	0.00
2006/11/28	01:26:00	87.1	86.3	84.6	80.3	78.8	83.0	86.3	-57.6	83.5	83.6	76.6	81.6	63.1	63.6	63.2	63.3	-0.10	0.00	0.00
2006/11/28	01:27:00	87.1	86.3	84.6	80.3	78.8	83.0	86.3	-67.3	83.5	83.6	76.6	81.6	63.5	63.7	63.1	63.2	-0.10	0.00	0.00
2006/11/28	01:28:00	87.1	86.3	84.4	80.3	78.8	83.0	86.3	-67.2	83.5	83.6	76.6	81.6	63.4	63.5	63.1	63.2	-0.10	0.00	0.00
2006/11/28	01:29:00	87.1	86.3	84.3	80.1	78.8	82.8	86.2	-67.3	83.4	83.4	76.6	81.5	63.4	63.5	63.1	63.1	-0.10	-0.01	0.00
2006/11/28	01:30:00	87.1	86.2	84.3	80.1	78.7	82.8	86.2	-67.8	83.4	83.4	76.5	81.5	63.4	63.6	63.2	63.2	-0.10	0.00	0.00
2006/11/28	01:31:00	87.1	86.3	84.4	80.1	78.9	83.0	86.3	-68.0	83.5	83.5	76.5	81.5	63.1	63.5	63.1	63.3	-0.10	-0.01	0.00
2006/11/28	01:32:00	87.1	86.3	84.4	80.1	78.8	83.0	86.3	-67.9	83.4	83.5	76.6	81.5	62.6	63.6	62.8	63.0	-0.10	0.00	0.00
2006/11/28	01:33:00	87.1	86.3	84.4	80.1	78.8	82.8	86.3	-52.9	83.5	83.5	76.5	81.5	62.6	63.4	63.0	63.0	-0.10	0.00	0.00
2006/11/28	01:34:00	87.1	86.3	84.3	80.1	79.0	82.8	86.3	-54.1	83.5	83.5	76.5	81.5	63.1	63.5	62.8	63.3	-0.10	0.00	0.00
2006/11/28	01:35:00	87.1	86.3	84.3	80.1	78.8	83.0	86.2	-55.6	83.4	83.5	76.5	81.5	63.6	63.7	63.0	63.2	-0.10	0.00	0.00
2006/11/28	01:36:00	87.1	86.3	84.3	80.1	78.8	83.0	86.2	-56.3	83.4	83.5	76.5	81.5	63.5	63.7	63.4	63.2	-0.10	-0.01	0.00
2006/11/28	01:37:00	87.1	86.3	84.3	80.1	78.8	83.0	86.2	-67.9	83.4	83.5	76.4	81.5	63.1	63.8	63.2	63.5	-0.10	-0.01	0.00
2006/11/28	01:38:00	87.1	86.3	84.3	80.1	78.9	82.8	86.2	-67.5	83.4	83.5	76.4	81.4	63.0	63.7	63.1	63.2	-0.10	-0.01	0.00
2006/11/28	01:39:00	87.1	86.3	84.2	80.1	78.7	82.8	86.2	-62.5	83.4	83.5	76.5	81.5	62.8	63.5	62.8	63.3	-0.10	0.00	0.00
2006/11/28	01:40:00	86.9	86.2	84.2	80.1	78.7	82.8	86.2	-68.2	83.4	83.5	76.4	81.4	62.8	63.5	63.1	63.3	-0.10	-0.01	0.00
2006/11/28	01:41:00	87.1	86.3	84.3	80.1	78.9	83.0	86.3	-67.0	83.6	83.6	76.5	81.5	63.3	63.7	63.2	63.4	-0.10	-0.01	0.00
2006/11/28	01:42:00	87.1	86.3	84.3	80.1	78.9	83.0	86.3	-55.3	83.4	83.6	76.5	81.5	63.6	63.8	63.4	63.2	-0.10	0.00	0.00
2006/11/28	01:43:00	87.1	86.3	84.3	80.1	78.8	83.0	86.3	-52.4	83.4	83.6	76.6	81.5	63.3	63.5	62.8	63.2	-0.10	0.00	0.00
2006/11/28	01:44:00	87.1	86.3	84.3	80.1	78.7	82.8	86.3	-68.1	83.5	83.6	76.4	81.4	63.1	63.6	62.8	63.2	-0.10	0.00	0.00
2006/11/28	01:45:00	87.1	86.3	84.3	80.1	78.8	83.0	86.3	-67.5	83.5	83.6	76.5	81.4	63.2	63.6	63.1	63.2	-0.10	0.00	0.00
2006/11/28	01:46:00	87.1	86.3	84.3	80.1	78.8	83.0	86.3	-67.2	83.4	83.6	76.5	81.4	63.7	63.5	63.2	63.2	-0.10	-0.01	0.00
2006/11/28	01:47:00	87.1	86.3	84.3	80.1	78.8	83.1	86.3	-67.4	83.4	83.6	76.5	81.5	63.8	63.8	63.4	63.3	-0.10	0.00	0.00
2006/11/28	01:48:00	87.1	86.4	84.4	80.3	78.9	83.1	86.3	-66.8	83.5	83.6	76.5	81.5	63.5	63.8	63.3	63.3	-0.10	-0.01	0.00
2006/11/28	01:49:00	87.1	86.4	84.4	80.3	79.0	83.1	86.4	-59.3	83.6	83.7	76.5	81.5	63.5	63.7	63.3	63.3	-0.10	-0.01	0.00

Test Report TR63001-07N

Appendix C

Page 96 of 128

Heat Decay Run

Radioactive Material Transport Packaging System Safety Analysis Report
for Model AOS-025, AOS-050, and AOS-100 Transport Packages, Rev. G, July 27, 2012 (Docket No. 71-9316)

3-771

Date	Time	TC1	TC2	TC3	TC4	TC5	TC6	TC7	TC8	TC9	TC10	TC11	TC12	TC13	TC14	TC15	TC16	VDC	Amps	Watts
2006/11/28	01:50:00	87.1	86.3	84.4	80.3	79.0	83.1	86.4	-66.9	83.6	83.7	76.5	81.5	63.5	63.8	63.3	63.3	-0.10	-0.01	0.00
2006/11/28	01:51:00	87.1	86.4	84.4	80.3	79.1	83.2	86.5	-61.7	83.7	83.8	76.6	81.5	63.7	63.9	63.3	63.5	-0.10	-0.01	0.00
2006/11/28	01:52:00	87.1	86.4	84.6	80.3	79.2	83.2	86.5	-54.2	83.7	83.8	76.5	81.5	63.6	63.9	63.3	63.6	-0.10	0.00	0.00
2006/11/28	01:53:00	87.1	86.4	84.6	80.3	79.1	83.2	86.5	-59.0	83.8	83.8	76.5	81.5	63.6	63.9	63.4	63.7	-0.10	0.00	0.00
2006/11/28	01:54:00	87.1	86.4	84.6	80.3	79.2	83.2	86.5	-66.5	83.7	83.8	76.5	81.5	63.7	63.9	63.6	63.6	-0.10	0.00	0.00
2006/11/28	01:55:00	87.1	86.4	84.6	80.3	79.1	83.2	86.5	-66.5	83.7	83.8	76.6	81.5	63.6	64.0	63.6	63.7	-0.10	0.00	0.00
2006/11/28	01:56:00	87.1	86.4	84.4	80.3	79.0	83.1	86.4	-67.0	83.7	83.8	76.5	81.5	63.2	63.9	63.5	63.7	-0.10	0.00	0.00
2006/11/28	01:57:00	86.9	86.3	84.4	80.3	79.0	83.1	86.4	-67.0	83.7	83.8	76.5	81.5	63.8	63.7	63.3	63.5	-0.10	-0.01	0.00
2006/11/28	01:58:00	86.9	86.3	84.3	80.1	79.0	83.1	86.3	-61.8	83.5	83.7	76.5	81.5	63.7	63.8	63.4	63.6	-0.10	0.00	0.00
2006/11/28	01:59:00	86.9	86.2	84.3	80.1	78.9	83.1	86.3	-66.5	83.5	83.7	76.4	81.5	63.6	63.9	63.5	63.7	-0.10	0.00	0.00
2006/11/28	02:00:00	86.8	86.3	84.3	80.1	78.9	83.1	86.3	-66.3	83.6	83.7	76.4	81.4	63.3	63.8	63.4	63.6	-0.10	0.00	0.00
2006/11/28	02:01:00	86.9	86.3	84.4	80.3	78.9	83.1	86.4	-66.5	83.6	83.7	76.4	81.4	63.7	63.8	63.4	63.5	-0.10	0.00	0.00
2006/11/28	02:02:00	86.9	86.3	84.4	80.3	79.0	83.1	86.4	-66.9	83.5	83.7	76.5	81.4	63.9	63.7	63.4	63.5	-0.10	0.00	0.00
2006/11/28	02:03:00	86.9	86.3	84.4	80.3	78.9	83.1	86.4	-66.7	83.6	83.8	76.4	81.4	63.6	63.5	63.3	63.3	-0.10	-0.01	0.00
2006/11/28	02:04:00	86.8	86.3	84.3	80.1	79.0	83.1	86.3	-66.3	83.5	83.7	76.5	81.4	63.3	63.1	63.2	63.0	-0.10	0.00	0.00
2006/11/28	02:05:00	86.8	86.2	84.3	80.1	78.8	82.8	86.3	-66.8	83.4	83.6	76.5	81.4	63.1	63.2	63.0	63.0	-0.10	0.00	0.00
2006/11/28	02:06:00	86.8	86.2	84.3	80.1	78.9	82.8	86.2	-67.0	83.4	83.6	76.5	81.4	63.3	63.0	63.2	63.0	-0.10	0.00	0.00
2006/11/28	02:07:00	86.8	86.2	84.2	80.1	78.9	83.0	86.2	-67.3	83.4	83.6	76.3	81.3	63.4	63.8	63.2	63.4	-0.10	-0.01	0.00
2006/11/28	02:08:00	86.8	86.2	84.2	80.1	78.9	83.0	86.2	-67.0	83.5	83.6	76.4	81.4	63.6	63.8	63.2	63.5	-0.10	0.00	0.00
2006/11/28	02:09:00	86.8	86.3	84.3	80.3	78.9	83.1	86.4	-66.9	83.6	83.7	76.3	81.4	63.3	63.7	63.4	63.5	-0.10	0.00	0.00
2006/11/28	02:10:00	86.8	86.3	84.4	80.3	78.9	83.0	86.4	-67.0	83.6	83.7	76.3	81.3	63.3	63.9	63.4	63.6	-0.10	0.00	0.00
2006/11/28	02:11:00	86.8	86.3	84.4	80.3	79.0	83.1	86.4	-67.3	83.7	83.7	76.3	81.3	63.0	63.9	63.4	63.6	-0.10	0.00	0.00
2006/11/28	02:12:00	86.9	86.3	84.4	80.3	79.0	83.2	86.5	-67.0	83.7	83.8	76.3	81.4	63.3	63.8	63.5	63.6	-0.10	-0.01	0.00
2006/11/28	02:13:00	86.9	86.3	84.4	80.3	79.1	83.3	86.4	-67.3	83.8	83.8	76.3	81.4	63.5	64.0	63.6	63.8	-0.10	0.00	0.00
2006/11/28	02:14:00	86.9	86.3	84.4	80.3	79.1	83.2	86.4	-67.8	83.7	83.8	76.4	81.4	63.6	64.2	63.6	63.9	-0.10	-0.01	0.00
2006/11/28	02:15:00	86.8	86.4	84.4	80.3	79.2	83.2	86.4	-67.9	83.7	83.8	76.3	81.4	63.8	64.3	63.9	64.0	-0.10	0.00	0.00
2006/11/28	02:16:00	86.8	86.3	84.4	80.3	79.2	83.2	86.4	-67.8	83.7	83.8	76.3	81.4	63.9	64.3	64.0	64.0	-0.10	0.00	0.00
2006/11/28	02:17:00	86.8	86.2	84.3	80.1	79.1	83.1	86.3	-66.3	83.6	83.7	76.3	81.4	64.0	64.3	64.0	64.0	-0.10	0.00	0.00
2006/11/28	02:18:00	86.7	86.1	84.2	80.1	78.9	82.8	86.1	-67.3	83.3	83.5	76.2	81.3	64.0	63.8	63.9	63.8	-0.10	0.00	0.00
2006/11/28	02:19:00	86.7	86.1	84.1	79.9	78.8	82.8	86.0	-66.7	83.3	83.4	76.2	81.3	63.9	64.2	63.9	63.9	-0.10	0.00	0.00
2006/11/28	02:20:00	86.6	86.0	84.1	79.9	78.7	82.8	86.0	-66.5	83.3	83.4	76.2	81.3	64.1	64.3	63.8	63.9	-0.10	-0.01	0.00
2006/11/28	02:21:00	86.6	86.1	84.1	79.9	78.8	82.8	86.0	-67.0	83.3	83.4	76.2	81.3	64.2	64.3	63.9	64.0	-0.10	0.00	0.00
2006/11/28	02:22:00	86.6	86.1	84.2	79.9	79.0	82.8	86.1	-67.2	83.4	83.4	76.2	81.3	64.2	64.4	63.9	64.0	-0.10	0.00	0.00
2006/11/28	02:23:00	86.6	86.1	84.2	80.1	78.9	82.8	86.0	-66.9	83.4	83.4	76.3	81.4	64.2	64.6	64.1	64.1	-0.10	-0.01	0.00
2006/11/28	02:24:00	86.7	86.1	84.2	80.1	78.9	82.8	86.1	-66.5	83.5	83.5	76.3	81.4	64.3	64.6	64.2	64.1	-0.10	0.00	0.00
2006/11/28	02:25:00	86.7	86.1	84.2	80.1	79.0	83.0	86.1	-66.0	83.4	83.5	76.4	81.4	64.4	64.6	64.2	64.2	-0.10	0.00	0.00
2006/11/28	02:26:00	86.8	86.2	84.3	80.1	79.1	83.0	86.2	-59.3	83.5	83.6	76.4	81.4	64.4	64.6	64.1	64.2	-0.10	0.00	0.00
2006/11/28	02:27:00	86.8	86.2	84.3	80.1	79.1	83.0	86.2	-53.1	83.5	83.6	76.3	81.4	64.4	64.6	64.1	64.1	-0.10	0.00	0.00
2006/11/28	02:28:00	86.8	86.1	84.3	80.1	79.1	83.0	86.2	-55.6	83.5	83.5	76.3	81.4	64.3	64.4	64.2	64.1	-0.10	-0.01	0.00
2006/11/28	02:29:00	86.8	86.1	84.2	80.1	79.0	82.8	86.1	-56.9	83.5	83.5	76.3	81.3	64.3	64.4	64.0	64.1	-0.10	-0.01	0.00
2006/11/28	02:30:00	86.8	86.1	84.2	80.1	79.0	82.8	86.1	-55.6	83.5	83.5	76.3	81.3	64.4	64.4	64.1	64.1	-0.10	-0.01	0.00
2006/11/28	02:31:00	86.8	86.1	84.2	80.1	78.9	82.8	86.1	-55.8	83.4	83.5	76.3	81.3	64.2	64.6	64.0	64.3	-0.10	-0.01	0.00
2006/11/28	02:32:00	86.7	86.0	84.1	79.9	78.8	82.8	85.9	-63.5	83.4	83.4	76.3	81.2	64.3	64.6	64.3	64.2	-0.10	-0.01	0.00
2006/11/28	02:33:00	86.6	85.9	84.0	79.8	78.7	82.6	85.8	-65.3	83.3	83.2	76.2	81.3	64.3	64.6	64.0	64.2	-0.10	0.00	0.00
2006/11/28	02:34:00	86.6	85.8	83.9	79.8	78.6	82.4	85.7	-53.5	83.1	83.1	76.2	81.2	64.3	64.6	64.0	64.0	-0.10	0.00	0.00
2006/11/28	02:35:00	86.5	85.8	83.8	79.6	78.7	82.4	85.7	-52.3	83.1	83.1	76.3	81.2	64.4	64.4	64.0	64.0	-0.10	-0.01	0.00
2006/11/28	02:36:00	86.5	85.7	83.8	79.6	78.6	82.4	85.6	-63.2	83.1	83.1	76.2	81.1	64.2	64.6	64.1	64.0	-0.10	-0.01	0.00
2006/11/28	02:37:00	86.5	85.7	83.8	79.6	78.6	82.4	85.6	-65.3	83.1	83.0	76.2	81.1	64.3	64.6	64.1	64.1	-0.10	0.00	0.00
2006/11/28	02:38:00	86.5	85.7	83.8	79.6	78.6	82.3	85.6	-65.3	83.1	83.0	76.1	81.1	64.3	64.4	64.1	64.0	-0.10	-0.01	0.00
2006/11/28	02:39:00	86.5	85.7	83.8	79.6	78.6	82.4	85.5	-64.8	83.1	83.0	76.1	81.0	64.2	64.6	64.1	64.0	-0.10	-0.01	0.00
2006/11/28	02:40:00	86.5	85.7	83.8	79.6	78.5	82.3	85.6	-59.0	82.8	83.0	76.2	81.1	64.3	64.6	64.1	64.1	-0.10	-0.01	0.00
2006/11/28	02:41:00	86.5	85.7	83.9	79.6	78.5	82.4	85.6	-50.7	83.1	83.0	76.2	81.0	64.3	64.6	64.1	64.1	-0.10	-0.01	0.00
2006/11/28	02:42:00	86.5	85.8	83.9	79.8	78.5	82.6	85.6	-49.7	83.0	83.1	76.3	81.1	64.4	64.6	64.1	64.1	-0.10	-0.01	0.00
2006/11/28	02:43:00	86.5	85.7	83.9	79.8	78.5	82.6	85.6	-65.2	83.0	83.1	76.3	81.1	64.3	64.6	64.1	64.1	-0.10	-0.01	0.00
2006/11/28	02:44:00	86.5	85.7	83.9	79.8	78.6	82.6	85.6	-60.4	83.0	83.0	76.4	81.1	64.3	64.6	64.1	64.1	-0.10	-0.01	0.00
2006/11/28	02:45:00	86.5	85.7	83.9	79.8	78.6	82.6	85.6	-56.5	83.1	83.1	76.3	81.1	64.3	64.6	64.2	64.1	-0.10	-0.01	0.00
2006/11/28	02:46:00	86.5	85.7	83.9	79.8	78.7	82.6	85.6	-64.6	83.1	83.1	76.3	81.1	64.4	64.6	64.2	64.1	-0.10	-0.01	0.00
2006/11/28	02:47:00	86.4	85.7	83.8	79.6	78.5	82.6	85.5	-64.6	83.0	83.0	76.3	81.1	64.4	64.6	64.2	64.1	-0.10	-0.01	0.00

Test Report TR63001-07N

Appendix C

Page 97 of 128

Heat Decay Run

Date	Time	TC1	TC2	TC3	TC4	TC5	TC6	TC7	TC8	TC9	TC10	TC11	TC12	TC13	TC14	TC15	TC16	VDC	Amps	Watts
2006/11/28	02:48:00	86.4	85.7	83.8	79.6	78.5	82.6	85.5	-64.5	83.0	83.0	76.3	81.1	64.3	64.6	64.1	64.0	0.00	-0.01	0.00
2006/11/28	02:49:00	86.4	85.7	83.9	79.8	78.7	82.6	85.6	-63.9	83.1	83.1	76.3	81.1	64.1	64.4	64.1	64.0	-0.10	-0.01	0.00
2006/11/28	02:50:00	86.5	85.8	84.0	79.8	78.7	82.6	85.7	-63.5	83.2	83.2	76.4	81.2	64.3	64.6	64.2	64.2	-0.10	-0.01	0.00
2006/11/28	02:51:00	86.5	85.8	84.0	79.9	78.8	82.8	85.8	-63.7	83.2	83.3	76.4	81.1	64.1	64.8	64.0	64.3	-0.10	-0.01	0.00
2006/11/28	02:52:00	86.5	85.8	84.0	79.9	78.8	82.8	85.8	-63.3	83.3	83.3	76.4	81.2	64.3	64.6	64.1	64.2	-0.10	-0.01	0.00
2006/11/28	02:53:00	86.5	85.9	84.0	79.9	78.8	82.8	85.9	-63.9	83.2	83.3	76.4	81.1	64.4	64.6	64.1	64.1	-0.10	-0.01	0.00
2006/11/28	02:54:00	86.5	85.9	84.0	79.9	78.8	82.6	85.9	-63.5	83.2	83.3	76.4	81.1	64.3	64.6	64.1	64.0	-0.10	-0.01	0.00
2006/11/28	02:55:00	86.4	85.9	84.0	79.9	78.8	82.6	85.9	-56.3	83.2	83.3	76.4	81.2	64.2	64.6	64.2	64.2	-0.10	-0.01	0.00
2006/11/28	02:56:00	86.4	85.9	84.0	79.9	78.7	82.6	85.9	-56.8	83.2	83.3	76.4	81.2	64.3	64.6	64.2	64.1	-0.10	-0.01	0.00
2006/11/28	02:57:00	86.4	85.9	84.0	79.8	78.8	82.6	85.9	-63.0	83.2	83.2	76.3	81.1	64.2	64.6	64.1	64.1	-0.10	-0.01	0.00
2006/11/28	02:58:00	86.5	85.9	84.0	79.9	78.7	82.8	85.9	-63.8	83.2	83.3	76.2	81.0	64.4	64.4	64.1	64.1	-0.10	-0.01	0.00
2006/11/28	02:59:00	86.5	85.9	84.0	79.9	78.8	82.8	85.9	-59.6	83.2	83.3	76.3	81.0	64.4	64.4	64.1	64.1	-0.10	-0.01	0.00
2006/11/28	03:00:00	86.4	85.8	84.0	79.9	78.8	82.6	85.9	-63.0	83.2	83.3	76.4	81.1	64.1	64.4	64.1	64.1	-0.10	-0.01	0.00
2006/11/28	03:01:00	86.4	85.8	84.0	79.9	78.9	82.6	85.9	-63.4	83.2	83.3	76.3	81.1	64.0	64.4	64.1	64.2	-0.10	-0.01	0.00
2006/11/28	03:02:00	86.4	85.8	83.9	79.8	78.7	82.6	85.9	-63.4	83.2	83.2	76.4	81.1	64.1	64.6	64.1	64.2	-0.10	-0.01	0.00
2006/11/28	03:03:00	86.4	85.8	84.0	79.9	78.8	82.6	85.9	-63.4	83.3	83.3	76.4	81.1	64.3	64.4	64.2	64.2	-0.10	-0.01	0.00
2006/11/28	03:04:00	86.5	85.9	84.0	79.9	78.9	82.8	85.9	-47.4	83.3	83.3	76.4	81.1	64.2	64.4	64.2	64.2	-0.10	-0.01	0.00
2006/11/28	03:05:00	86.4	85.9	84.0	79.9	78.9	82.8	85.9	-63.4	83.3	83.3	76.4	81.1	64.1	64.4	64.2	64.2	-0.10	-0.01	0.00
2006/11/28	03:06:00	86.4	85.9	84.0	79.9	78.9	82.6	85.9	-63.7	83.3	83.3	76.4	81.1	64.4	64.3	64.1	64.2	-0.10	-0.01	0.00
2006/11/28	03:07:00	86.4	85.8	84.0	79.9	78.8	82.6	85.9	-62.3	83.3	83.3	76.4	81.1	64.6	64.4	64.2	64.2	-0.10	-0.01	0.00
2006/11/28	03:08:00	86.4	85.8	84.0	79.9	78.8	82.6	85.9	-56.0	83.3	83.3	76.5	81.1	64.6	64.8	64.2	64.3	-0.10	-0.01	0.00
2006/11/28	03:09:00	86.3	85.7	83.9	79.8	78.7	82.6	85.8	-62.4	83.2	83.3	76.4	81.1	64.8	64.6	64.2	64.3	0.00	0.00	0.00
2006/11/28	03:10:00	86.4	85.7	83.9	79.8	78.8	82.8	85.9	-61.8	83.3	83.3	76.4	81.1	64.6	64.6	64.3	64.4	0.00	-0.01	0.00
2006/11/28	03:11:00	86.3	85.8	83.9	79.9	78.9	82.6	85.8	-61.9	83.2	83.3	76.5	81.2	64.6	64.8	64.3	64.6	0.00	0.00	0.00
2006/11/28	03:12:00	86.3	85.7	83.9	79.8	78.8	82.8	85.8	-57.8	83.3	83.3	76.4	81.2	64.8	64.6	64.3	64.6	0.00	0.00	0.00
2006/11/28	03:13:00	86.3	85.7	83.9	79.8	78.8	82.8	85.8	-60.3	83.3	83.3	76.4	81.1	65.0	64.8	64.3	64.6	0.00	0.00	0.00
2006/11/28	03:14:00	86.3	85.7	83.9	79.8	78.8	82.8	85.8	-61.5	83.2	83.3	76.4	81.1	64.8	64.6	64.4	64.4	0.00	0.00	0.00
2006/11/28	03:15:00	86.3	85.6	83.8	79.8	78.8	82.6	85.8	-63.0	83.3	83.3	76.3	81.1	64.6	64.8	64.3	64.6	0.00	0.00	0.00
2006/11/28	03:16:00	86.3	85.6	83.8	79.8	78.8	82.6	85.8	-63.0	83.2	83.3	76.3	81.0	64.6	64.8	64.3	64.6	0.00	-0.01	0.00
2006/11/28	03:17:00	86.3	85.6	83.8	79.8	78.8	82.6	85.8	-62.5	83.2	83.3	76.3	81.0	64.8	64.8	64.3	64.6	-0.10	-0.01	0.00
2006/11/28	03:18:00	86.3	85.6	83.8	79.8	78.8	82.6	85.8	-62.8	83.2	83.3	76.2	81.0	64.8	64.6	64.2	64.6	-0.10	-0.01	0.00
2006/11/28	03:19:00	86.2	85.6	83.8	79.8	78.7	82.6	85.7	-62.1	83.2	83.3	76.2	81.0	64.6	64.6	64.2	64.6	-0.10	-0.01	0.00
2006/11/28	03:20:00	86.2	85.6	83.7	79.8	78.7	82.6	85.6	-63.0	83.2	83.3	76.3	81.0	64.6	64.4	64.2	64.4	-0.10	-0.01	0.00
2006/11/28	03:21:00	86.2	85.7	83.8	79.8	78.7	82.6	85.7	-63.4	83.2	83.3	76.3	81.0	64.4	64.6	64.2	64.4	-0.10	-0.01	0.00
2006/11/28	03:22:00	86.2	85.6	83.7	79.8	78.7	82.6	85.6	-61.5	83.1	83.2	76.2	81.0	64.6	64.8	64.3	64.4	-0.10	-0.01	0.00
2006/11/28	03:23:00	86.1	85.6	83.7	79.8	78.8	82.6	85.7	-63.3	83.2	83.2	76.2	81.0	64.6	64.6	64.2	64.3	-0.10	-0.01	0.00
2006/11/28	03:24:00	86.2	85.6	83.8	79.8	78.8	82.6	85.7	-63.0	83.2	83.2	76.3	81.0	64.8	64.6	64.2	64.3	-0.10	-0.01	0.00
2006/11/28	03:25:00	86.2	85.6	83.7	79.8	78.7	82.6	85.6	-63.2	83.2	83.1	76.2	81.0	64.6	64.6	64.2	64.3	-0.10	-0.01	0.00
2006/11/28	03:26:00	86.2	85.6	83.8	79.8	78.8	82.6	85.7	-54.5	83.2	83.3	76.2	81.0	64.6	64.8	64.2	64.4	-0.10	-0.01	0.00
2006/11/28	03:27:00	86.2	85.6	83.8	79.8	78.7	82.6	85.7	-62.8	83.2	83.3	76.2	81.0	64.6	64.6	64.2	64.3	-0.10	-0.01	0.00
2006/11/28	03:28:00	86.2	85.6	83.8	79.8	78.8	82.6	85.7	-62.8	83.2	83.3	76.2	81.0	64.6	64.8	64.2	64.3	-0.10	-0.01	0.00
2006/11/28	03:29:00	86.2	85.6	83.8	79.8	78.9	82.6	85.7	-63.0	83.2	83.3	76.2	81.0	64.6	64.6	64.2	64.3	-0.10	-0.01	0.00
2006/11/28	03:30:00	86.2	85.7	83.8	79.8	78.9	82.6	85.7	-48.8	83.2	83.3	76.2	81.0	64.6	64.6	64.2	64.4	-0.10	-0.01	0.00
2006/11/28	03:31:00	86.2	85.6	83.8	79.8	78.8	82.6	85.7	-63.2	83.2	83.3	76.3	81.0	64.6	64.8	64.2	64.3	-0.10	-0.01	0.00
2006/11/28	03:32:00	86.2	85.6	83.8	79.8	78.8	82.6	85.6	-57.8	83.2	83.2	76.2	81.0	64.4	64.6	64.2	64.4	-0.10	-0.01	0.00
2006/11/28	03:33:00	86.2	85.6	83.7	79.8	78.7	82.6	85.6	-48.3	83.2	83.2	76.2	81.0	64.2	64.6	64.2	64.2	-0.10	-0.01	0.00
2006/11/28	03:34:00	86.2	85.5	83.7	79.8	78.7	82.6	85.7	-59.8	83.1	83.3	76.2	80.9	64.3	64.6	64.2	64.4	-0.10	-0.01	0.00
2006/11/28	03:35:00	86.2	85.5	83.7	79.8	78.7	82.6	85.7	-62.5	83.2	83.2	76.1	81.0	64.2	64.3	64.2	64.2	-0.10	-0.01	0.00
2006/11/28	03:36:00	86.2	85.6	83.7	79.8	78.7	82.6	85.6	-64.3	83.1	83.2	76.1	81.0	64.3	64.4	64.2	64.2	-0.10	-0.01	0.00
2006/11/28	03:37:00	86.2	85.6	83.8	79.8	78.8	82.6	85.7	-64.0	83.2	83.2	76.1	80.9	64.2	64.4	64.1	64.2	-0.10	-0.01	0.00
2006/11/28	03:38:00	86.3	85.6	83.9	79.9	78.9	82.8	85.8	-59.0	83.3	83.3	76.1	80.9	64.3	64.4	64.1	64.3	-0.10	-0.01	0.00
2006/11/28	03:39:00	86.3	85.6	83.8	79.9	78.9	82.8	85.7	-58.1	83.3	83.3	76.1	81.0	64.3	64.6	64.2	64.3	-0.10	-0.01	0.00
2006/11/28	03:40:00	86.3	85.6	83.8	79.9	78.9	82.6	85.8	-63.3	83.3	83.3	76.1	81.0	64.2	64.6	64.2	64.3	-0.10	-0.01	0.00
2006/11/28	03:41:00	86.3	85.6	83.8	79.9	78.8	82.6	85.8	-48.4	83.2	83.3	76.1	80.9	64.1	64.6	64.2	64.2	-0.10	-0.01	0.00
2006/11/28	03:42:00	86.3	85.6	83.8	79.9	79.0	82.6	85.8	-64.0	83.3	83.4	76.1	80.9	64.3	64.6	64.1	64.2	-0.10	-0.01	0.00
2006/11/28	03:43:00	86.3	85.6	83.8	79.9	79.0	82.8	85.8	-53.1	83.3	83.4	76.1	81.0	64.6	64.6	64.3	64.4	-0.10	-0.01	0.00
2006/11/28	03:44:00	86.3	85.6	83.8	79.9	79.0	82.6	85.7	-63.2	83.3	83.4	76.1	80.9	64.4	64.6	64.2	64.3	-0.10	-0.01	0.00
2006/11/28	03:45:00	86.2	85.6	83.8	79.9	78.9	82.8	85.8	-63.2	83.3	83.4	76.1	80.9	64.2	64.6	64.1	64.3	-0.10	-0.01	0.00

Test Report TR63001-07N

Appendix C

Page 98 of 128

Heat Decay Run

Date	Time	TC1	TC2	TC3	TC4	TC5	TC6	TC7	TC8	TC9	TC10	TC11	TC12	TC13	TC14	TC15	TC16	VDC	Amps	Watts
2006/11/28	03:46:00	86.2	85.6	83.8	79.9	78.8	82.6	85.8	-63.3	83.3	83.4	76.2	81.0	64.4	64.6	64.3	64.4	-0.10	-0.01	0.00
2006/11/28	03:47:00	86.3	85.6	83.9	79.9	78.9	82.8	85.8	-61.7	83.3	83.4	76.0	80.9	64.4	64.6	64.2	64.4	-0.10	-0.01	0.00
2006/11/28	03:48:00	86.3	85.6	83.8	79.9	78.9	82.6	85.8	-52.2	83.3	83.4	76.1	80.9	64.2	64.6	64.2	64.3	-0.10	-0.01	0.00
2006/11/28	03:49:00	86.3	85.6	83.8	79.9	79.0	82.8	85.8	-63.5	83.4	83.4	76.1	80.9	64.3	64.6	64.2	64.3	-0.10	-0.01	0.00
2006/11/28	03:50:00	86.3	85.7	83.8	79.9	79.0	82.8	85.8	-56.8	83.4	83.4	76.1	80.9	64.4	64.8	64.4	64.4	-0.10	-0.01	0.00
2006/11/28	03:51:00	86.3	85.6	83.9	79.9	78.9	82.6	85.7	-63.4	83.3	83.4	76.1	80.9	64.4	64.8	64.4	64.6	-0.10	-0.01	0.00
2006/11/28	03:52:00	86.2	85.6	83.8	79.9	78.9	82.6	85.7	-60.9	83.3	83.4	76.1	80.9	64.6	64.6	64.3	64.4	-0.10	-0.01	0.00
2006/11/28	03:53:00	86.3	85.6	83.8	79.9	79.0	82.8	85.7	-62.8	83.3	83.4	76.2	80.9	64.6	64.8	64.4	64.3	-0.10	-0.01	0.00
2006/11/28	03:54:00	86.2	85.6	83.8	79.9	78.9	82.8	85.7	-62.8	83.2	83.4	76.0	80.9	64.4	64.8	64.3	64.6	-0.10	-0.01	0.00
2006/11/28	03:55:00	86.2	85.6	83.8	79.9	78.9	82.8	85.7	-49.4	83.3	83.3	76.0	80.9	64.6	64.6	64.4	64.4	-0.10	-0.01	0.00
2006/11/28	03:56:00	86.2	85.6	83.8	79.9	79.0	82.6	85.7	-58.0	83.3	83.3	76.0	80.9	64.6	64.6	64.3	64.4	-0.10	-0.01	0.00
2006/11/28	03:57:00	86.3	85.6	83.9	79.9	79.1	82.8	85.8	-57.8	83.3	83.3	76.1	80.9	64.6	64.8	64.4	64.6	-0.10	-0.01	0.00
2006/11/28	03:58:00	86.2	85.6	83.8	79.9	78.9	82.6	85.7	-63.3	83.3	83.3	75.8	80.9	64.6	64.8	64.4	64.6	-0.10	-0.01	0.00
2006/11/28	03:59:00	86.2	85.6	83.8	79.9	78.9	82.6	85.7	-62.6	83.3	83.3	76.0	80.8	64.6	64.8	64.4	64.6	-0.10	-0.01	0.00
2006/11/28	04:00:00	86.1	85.5	83.7	79.9	78.9	82.6	85.6	-60.4	83.2	83.3	76.1	80.9	64.6	64.6	64.6	64.4	-0.10	-0.01	0.00
2006/11/28	04:01:00	86.2	85.5	83.7	79.8	78.8	82.6	85.6	-63.8	83.2	83.2	76.1	80.8	64.6	64.6	64.6	64.4	-0.10	-0.01	0.00
2006/11/28	04:02:00	86.1	85.5	83.7	79.8	78.8	82.6	85.5	-63.5	83.2	83.2	76.1	80.8	64.6	64.6	64.6	64.4	-0.10	-0.01	0.00
2006/11/28	04:03:00	86.1	85.5	83.7	79.8	78.9	82.6	85.6	-63.0	83.2	83.2	76.1	80.9	64.6	64.8	64.6	64.6	-0.10	-0.01	0.00
2006/11/28	04:04:00	86.2	85.5	83.7	79.8	78.9	82.6	85.5	-62.6	83.2	83.2	76.1	80.8	64.6	64.8	64.6	64.4	-0.10	-0.01	0.00
2006/11/28	04:05:00	86.1	85.5	83.7	79.8	78.8	82.6	85.6	-63.3	83.2	83.2	76.2	80.8	64.6	64.8	64.4	64.4	-0.10	-0.01	0.00
2006/11/28	04:06:00	86.1	85.5	83.7	79.8	78.8	82.6	85.6	-62.8	83.2	83.2	76.1	80.8	64.6	64.8	64.6	64.6	-0.10	-0.01	0.00
2006/11/28	04:07:00	86.1	85.5	83.7	79.8	78.8	82.6	85.6	-62.8	83.2	83.2	76.1	80.8	64.6	64.8	64.6	64.6	-0.10	-0.01	0.00
2006/11/28	04:08:00	86.1	85.5	83.7	79.8	78.8	82.6	85.6	-64.0	83.1	83.2	76.1	80.8	64.8	64.8	64.6	64.6	-0.10	-0.01	0.00
2006/11/28	04:09:00	86.1	85.5	83.7	79.8	78.9	82.6	85.5	-64.0	83.2	83.2	76.1	80.8	64.8	64.8	64.4	64.4	-0.10	-0.01	0.00
2006/11/28	04:10:00	86.1	85.5	83.7	79.8	78.9	82.6	85.5	-58.1	83.3	83.2	76.2	80.8	64.6	64.8	64.4	64.4	-0.10	-0.01	0.00
2006/11/28	04:11:00	86.1	85.5	83.7	79.8	78.9	82.6	85.6	-50.3	83.1	83.2	76.2	80.8	64.8	64.8	64.6	64.6	-0.10	-0.01	0.00
2006/11/28	04:12:00	86.1	85.5	83.7	79.8	78.8	82.6	85.6	-63.8	83.2	83.2	76.3	80.9	64.8	64.8	64.6	64.6	-0.10	-0.01	0.00
2006/11/28	04:13:00	86.1	85.5	83.7	79.8	78.8	82.6	85.6	-63.4	83.2	83.3	76.2	80.8	64.6	64.8	64.6	64.6	-0.10	-0.01	0.00
2006/11/28	04:14:00	86.1	85.5	83.7	79.8	78.9	82.6	85.6	-51.8	83.2	83.3	76.2	80.8	64.6	64.8	64.6	64.6	-0.10	-0.01	0.00
2006/11/28	04:15:00	86.1	85.5	83.7	79.8	78.9	82.6	85.6	-49.2	83.2	83.3	76.2	80.8	64.4	64.8	64.6	64.6	-0.10	-0.01	0.00
2006/11/28	04:16:00	86.0	85.3	83.6	79.8	78.8	82.6	85.5	-60.8	83.2	83.2	76.3	80.8	64.4	64.8	64.6	64.6	-0.10	-0.01	0.00
2006/11/28	04:17:00	86.0	85.3	83.6	79.8	78.9	82.6	85.5	-63.4	83.1	83.1	76.3	80.8	64.6	64.8	64.6	64.6	-0.10	-0.01	0.00
2006/11/28	04:18:00	86.0	85.3	83.6	79.8	78.8	82.6	85.5	-59.3	83.1	83.2	76.4	80.8	64.6	64.8	64.6	64.6	-0.10	-0.01	0.00
2006/11/28	04:19:00	86.0	85.3	83.7	79.8	78.9	82.6	85.5	-64.1	83.2	83.2	76.4	80.8	64.6	64.8	64.6	64.6	-0.10	-0.01	0.00
2006/11/28	04:20:00	86.0	85.3	83.7	79.8	78.8	82.6	85.5	-61.5	83.1	83.2	76.4	80.8	64.6	64.8	64.6	64.6	-0.10	-0.01	0.00
2006/11/28	04:21:00	86.0	85.3	83.7	79.8	78.9	82.6	85.5	-63.3	83.1	83.2	76.4	80.8	64.6	64.8	64.6	64.6	-0.10	-0.01	0.00
2006/11/28	04:22:00	86.0	85.3	83.6	79.8	78.8	82.6	85.3	-53.9	83.0	83.1	76.4	80.9	64.8	64.8	64.6	64.6	-0.10	-0.01	0.00
2006/11/28	04:23:00	86.0	85.3	83.6	79.8	78.7	82.4	85.3	-63.0	83.0	83.1	76.3	80.9	64.6	65.0	64.6	64.6	-0.10	-0.01	0.00
2006/11/28	04:24:00	85.9	85.3	83.6	79.8	78.7	82.4	85.3	-62.8	83.0	83.0	76.3	80.9	64.6	64.8	64.6	64.8	-0.10	-0.01	0.00
2006/11/28	04:25:00	86.0	85.3	83.6	79.8	78.8	82.4	85.3	-62.8	83.0	83.1	76.4	80.9	64.6	64.8	64.6	64.6	-0.10	-0.01	0.00
2006/11/28	04:26:00	86.0	85.3	83.6	79.8	78.8	82.4	85.3	-62.5	83.0	83.1	76.4	80.9	64.6	64.8	64.6	64.6	-0.10	-0.01	0.00
2006/11/28	04:27:00	86.0	85.3	83.6	79.8	78.8	82.4	85.3	-63.2	83.0	83.1	76.3	80.8	64.6	64.6	64.6	64.4	-0.10	-0.01	0.00
2006/11/28	04:28:00	86.0	85.3	83.6	79.8	78.8	82.4	85.3	-63.2	83.1	83.1	76.3	80.8	64.6	64.8	64.6	64.6	-0.10	-0.01	0.00
2006/11/28	04:29:00	86.0	85.3	83.6	79.8	78.9	82.6	85.3	-63.5	83.1	83.1	76.4	80.8	64.6	64.8	64.6	64.6	-0.10	-0.01	0.00
2006/11/28	04:30:00	86.0	85.3	83.6	79.8	78.8	82.4	85.3	-61.0	83.1	83.1	76.3	80.8	64.6	64.8	64.6	64.6	-0.10	-0.01	0.00
2006/11/28	04:31:00	86.0	85.3	83.6	79.8	78.8	82.3	85.3	-63.7	83.1	83.1	76.3	80.8	64.6	64.8	64.6	64.6	-0.10	-0.01	0.00
2006/11/28	04:32:00	86.0	85.3	83.6	79.8	78.9	82.4	85.3	-59.1	83.0	83.1	76.3	80.8	64.6	64.8	64.6	64.6	-0.10	-0.01	0.00
2006/11/28	04:33:00	86.0	85.3	83.6	79.8	78.8	82.6	85.3	-63.8	83.0	83.1	76.3	80.8	64.6	65.0	64.6	64.6	-0.10	-0.01	0.00
2006/11/28	04:34:00	86.0	85.3	83.6	79.8	78.8	82.4	85.3	-62.4	83.1	83.1	76.4	80.8	64.6	64.8	64.6	64.6	-0.10	-0.01	0.00
2006/11/28	04:35:00	85.9	85.1	83.5	79.8	78.7	82.3	85.3	-64.3	82.8	83.0	76.4	80.8	64.6	64.8	64.6	64.6	-0.10	-0.01	0.00
2006/11/28	04:36:00	85.9	85.3	83.6	79.8	78.8	82.4	85.3	-64.3	83.0	83.1	76.4	80.8	64.8	64.8	64.6	64.6	-0.10	-0.01	0.00
2006/11/28	04:37:00	85.9	85.1	83.5	79.8	78.8	82.3	85.3	-56.5	83.0	83.0	76.4	80.9	64.8	64.8	64.6	64.6	-0.10	-0.01	0.00
2006/11/28	04:38:00	85.9	85.3	83.5	79.8	78.7	82.4	85.3	-58.1	83.0	83.0	76.2	80.7	64.6	64.8	64.6	64.6	-0.10	-0.01	0.00
2006/11/28	04:39:00	85.8	85.1	83.5	79.6	78.7	82.3	85.3	-63.8	83.0	83.0	76.4	80.9	64.6	65.0	64.6	64.6	-0.10	-0.01	0.00
2006/11/28	04:40:00	85.9	85.3	83.5	79.6	78.8	82.3	85.3	-64.1	82.8	83.0	76.4	80.8	64.6	64.8	64.6	64.6	-0.10	-0.01	0.00
2006/11/28	04:41:00	85.8	85.1	83.5	79.6	78.7	82.3	85.1	-63.9	82.8	83.0	76.4	80.8	64.8	65.0	64.6	64.4	-0.10	-0.01	0.00
2006/11/28	04:42:00	85.8	85.1	83.4	79.6	78.6	82.3	85.1	-61.7	82.8	82.8	76.3	80.8	64.6	65.0	64.6	64.8	-0.10	-0.01	0.00
2006/11/28	04:43:00	85.8	85.1	83.4	79.6	78.6	82.3	85.1	-64.6	82.8	83.0	76.4	80.8	64.8	65.0	64.6	64.6	-0.10	-0.01	0.00

Test Report TR63001-07N

Appendix C

Page 99 of 128

Heat Decay Run

3-774
for Model AOS-025, AOS-050, and AOS-100 Transport Packages, Rev. G, July 27, 2012 (Docket No. 71-9316)

Date	Time	TC1	TC2	TC3	TC4	TC5	TC6	TC7	TC8	TC9	TC10	TC11	TC12	TC13	TC14	TC15	TC16	VDC	Amps	Watts
2006/11/28	04:44:00	85.8	85.1	83.4	79.6	78.6	82.3	85.1	-64.5	83.0	83.0	76.3	80.8	64.6	64.8	64.6	64.6	-0.10	-0.01	0.00
2006/11/28	04:45:00	85.8	85.1	83.4	79.6	78.7	82.3	85.1	-59.7	82.8	83.0	76.4	80.8	64.8	64.8	64.6	64.6	-0.10	-0.01	0.00
2006/11/28	04:46:00	85.8	85.1	83.4	79.6	78.7	82.3	85.1	-64.3	83.0	83.0	76.3	80.7	64.8	64.8	64.6	64.6	-0.10	-0.01	0.00
2006/11/28	04:47:00	85.8	85.1	83.4	79.6	78.7	82.3	85.1	-56.8	83.0	83.0	76.3	80.8	64.8	64.8	64.6	64.6	-0.10	-0.01	0.00
2006/11/28	04:48:00	85.8	85.1	83.5	79.6	78.8	82.3	85.1	-63.5	82.8	83.0	76.4	80.8	64.8	65.0	64.6	64.8	-0.10	-0.01	0.00
2006/11/28	04:49:00	85.8	85.1	83.5	79.8	78.7	82.3	85.1	-63.8	82.8	83.0	76.4	80.8	64.8	65.0	64.6	64.6	-0.10	-0.01	0.00
2006/11/28	04:50:00	85.8	85.3	83.5	79.8	78.7	82.3	85.1	-64.1	83.0	83.0	76.4	80.8	64.8	65.1	64.8	64.8	-0.10	-0.01	0.00
2006/11/28	04:51:00	85.8	85.1	83.5	79.6	78.7	82.3	85.1	-60.8	82.8	83.0	76.3	80.8	64.8	65.1	64.8	64.8	-0.10	-0.01	0.00
2006/11/28	04:52:00	85.8	85.1	83.5	79.6	78.7	82.3	85.1	-64.1	83.0	83.0	76.3	80.8	64.8	65.1	64.8	64.8	-0.10	-0.01	0.00
2006/11/28	04:53:00	85.8	85.1	83.4	79.8	78.7	82.3	85.1	-48.1	82.8	83.0	76.3	80.8	64.8	65.0	64.8	64.6	-0.10	-0.01	0.00
2006/11/28	04:54:00	85.8	85.1	83.4	79.6	78.6	82.3	85.1	-60.5	82.8	82.8	76.4	80.8	65.0	65.1	64.8	64.8	-0.10	-0.01	0.00
2006/11/28	04:55:00	85.8	85.1	83.4	79.6	78.7	82.3	85.1	-64.1	83.0	83.0	76.4	80.8	64.8	64.8	64.8	64.8	-0.10	-0.01	0.00
2006/11/28	04:56:00	85.7	85.1	83.3	79.6	78.6	82.3	85.1	-55.6	82.8	82.8	76.4	80.8	64.8	65.0	64.6	64.8	-0.10	-0.01	0.00
2006/11/28	04:57:00	85.7	85.1	83.3	79.6	78.6	82.3	85.1	-56.3	82.8	82.8	76.4	80.8	64.8	65.0	64.8	64.8	-0.10	-0.01	0.00
2006/11/28	04:58:00	85.7	85.1	83.4	79.6	78.7	82.3	85.1	-62.8	82.8	82.8	76.3	80.8	64.8	65.1	64.8	64.8	-0.10	-0.01	0.00
2006/11/28	04:59:00	85.7	85.1	83.4	79.6	78.6	82.3	85.1	-64.8	82.8	82.8	76.3	80.7	64.8	65.0	64.8	64.6	-0.10	-0.01	0.00
2006/11/28	05:00:00	85.7	85.1	83.4	79.6	78.7	82.3	85.1	-65.0	82.8	83.0	76.3	80.8	64.8	65.0	64.8	64.8	-0.10	-0.01	0.00
2006/11/28	05:01:00	85.7	85.1	83.4	79.6	78.7	82.3	85.1	-65.0	82.8	82.8	76.3	80.7	64.8	65.0	64.8	64.8	-0.10	-0.01	0.00
2006/11/28	05:02:00	85.7	85.1	83.4	79.6	78.7	82.3	85.1	-65.4	82.8	82.8	76.3	80.7	64.8	65.0	64.8	64.6	-0.10	-0.01	0.00
2006/11/28	05:03:00	85.7	85.1	83.4	79.6	78.7	82.3	85.1	-49.9	82.8	82.8	76.3	80.7	64.8	65.0	64.8	64.8	-0.10	-0.01	0.00
2006/11/28	05:04:00	85.7	85.1	83.4	79.6	78.7	82.3	85.1	-61.1	82.8	82.8	76.2	80.7	65.0	65.0	64.8	64.8	-0.10	-0.01	0.00
2006/11/28	05:05:00	85.7	85.1	83.4	79.6	78.7	82.3	85.1	-63.3	82.8	82.8	76.3	80.7	65.0	65.0	64.8	64.8	-0.10	-0.01	0.00
2006/11/28	05:06:00	85.6	84.9	83.3	79.6	78.6	82.3	85.1	-63.0	82.6	82.8	76.2	80.7	64.8	65.0	64.8	64.8	-0.10	-0.01	0.00
2006/11/28	05:07:00	85.6	85.1	83.3	79.6	78.7	82.3	85.1	-64.8	82.8	82.8	76.2	80.7	64.8	65.0	64.8	64.8	-0.10	-0.01	0.00
2006/11/28	05:08:00	85.6	84.9	83.4	79.6	78.6	82.3	85.1	-61.9	82.8	82.8	76.2	80.7	65.0	65.0	64.8	64.8	-0.10	-0.01	0.00
2006/11/28	05:09:00	85.7	85.1	83.3	79.6	78.7	82.1	85.1	-65.0	82.8	82.8	76.2	80.7	64.6	65.0	64.8	64.6	-0.10	-0.01	0.00
2006/11/28	05:10:00	85.6	85.1	83.4	79.6	78.5	82.3	85.1	-66.0	82.8	82.8	76.1	80.7	64.8	65.0	64.6	64.6	-0.10	-0.01	0.00
2006/11/28	05:11:00	85.6	85.1	83.3	79.6	78.5	82.3	85.1	-66.0	82.8	82.8	76.2	80.7	64.8	65.0	64.6	64.6	-0.10	-0.01	0.00
2006/11/28	05:12:00	85.6	84.8	83.3	79.6	78.5	82.1	84.9	-66.3	82.6	82.8	76.1	80.7	64.6	64.8	64.6	64.6	-0.10	-0.01	0.00
2006/11/28	05:13:00	85.6	84.9	83.3	79.6	78.6	82.1	84.9	-66.6	82.8	82.8	76.1	80.7	64.6	64.8	64.6	64.8	-0.10	-0.01	0.00
2006/11/28	05:14:00	85.6	84.9	83.3	79.6	78.5	82.1	84.9	-66.6	82.6	82.8	76.1	80.7	64.8	65.0	64.6	64.6	-0.10	-0.01	0.00
2006/11/28	05:15:00	85.6	84.9	83.3	79.6	78.6	82.1	84.9	-66.5	82.8	82.8	76.2	80.7	64.8	65.0	64.8	64.6	-0.10	-0.01	0.00
2006/11/28	05:16:00	85.6	84.9	83.3	79.6	78.6	82.1	84.9	-66.1	82.6	82.8	76.2	80.6	64.8	64.8	64.6	64.6	-0.10	-0.01	0.00
2006/11/28	05:17:00	85.6	84.9	83.3	79.6	78.5	82.1	84.9	-59.1	82.6	82.8	76.1	80.6	64.3	64.8	64.6	64.6	-0.10	-0.01	0.00
2006/11/28	05:18:00	85.6	84.9	83.3	79.6	78.6	82.1	84.9	-66.0	82.8	82.8	76.1	80.6	64.6	64.8	64.6	64.6	-0.10	-0.01	0.00
2006/11/28	05:19:00	85.6	84.9	83.3	79.6	78.6	82.1	84.9	-66.3	82.8	82.8	76.2	80.7	64.8	65.0	64.8	64.8	-0.10	-0.01	0.00
2006/11/28	05:20:00	85.6	84.9	83.3	79.6	78.5	82.1	84.9	-66.3	82.6	82.8	76.1	80.6	64.8	64.8	64.6	64.6	-0.10	-0.01	0.00
2006/11/28	05:21:00	85.5	84.8	83.2	79.6	78.5	82.1	84.8	-66.5	82.6	82.6	76.1	80.6	64.8	64.8	64.6	64.6	-0.10	-0.01	0.00
2006/11/28	05:22:00	85.5	84.8	83.2	79.6	78.3	82.1	84.8	-66.6	82.6	82.6	76.1	80.6	64.8	64.8	64.6	64.6	-0.10	-0.01	0.00
2006/11/28	05:23:00	85.5	84.8	83.2	79.6	78.5	82.1	84.9	-66.3	82.6	82.6	76.1	80.6	64.8	64.8	64.6	64.6	-0.10	-0.01	0.00
2006/11/28	05:24:00	85.5	84.8	83.2	79.6	78.5	82.1	84.8	-66.3	82.6	82.6	76.1	80.6	64.8	64.8	64.6	64.8	-0.10	-0.01	0.00
2006/11/28	05:25:00	85.5	84.8	83.2	79.6	78.5	82.1	84.8	-66.6	82.6	82.6	76.1	80.6	64.8	64.8	64.8	64.8	-0.10	-0.01	0.00
2006/11/28	05:26:00	85.5	84.8	83.2	79.6	78.5	82.1	84.8	-63.7	82.6	82.6	76.1	80.6	64.8	64.8	64.6	64.8	-0.10	-0.01	0.00
2006/11/28	05:27:00	85.5	84.8	83.2	79.6	78.3	82.1	84.8	-57.5	82.6	82.6	76.1	80.6	64.8	64.8	64.8	64.8	-0.10	-0.01	0.00
2006/11/28	05:28:00	85.5	84.8	83.2	79.6	78.5	82.1	84.8	-64.3	82.6	82.6	76.2	80.6	64.8	65.0	64.6	64.6	-0.10	-0.01	0.00
2006/11/28	05:29:00	85.5	84.8	83.2	79.6	78.5	82.1	84.9	-63.7	82.6	82.6	76.2	80.6	64.8	64.8	64.6	64.8	-0.10	-0.01	0.00
2006/11/28	05:30:00	85.3	84.8	83.2	79.6	78.5	82.1	84.8	-52.3	82.6	82.6	76.1	80.6	64.8	64.8	64.8	64.8	-0.10	-0.01	0.00
2006/11/28	05:31:00	85.3	84.8	83.1	79.4	78.3	81.9	84.8	-66.7	82.4	82.6	76.1	80.6	64.8	65.0	64.6	64.8	-0.10	-0.01	0.00
2006/11/28	05:32:00	85.3	84.8	83.1	79.4	78.3	82.1	84.8	-66.6	82.4	82.6	76.2	80.6	64.8	64.8	64.8	64.8	-0.10	-0.01	0.00
2006/11/28	05:33:00	85.3	84.8	83.2	79.4	78.3	82.1	84.8	-66.8	82.6	82.6	76.1	80.5	64.6	64.8	64.6	64.8	0.00	-0.01	0.00
2006/11/28	05:34:00	85.3	84.8	83.1	79.4	78.3	82.1	84.8	-67.2	82.4	82.6	76.1	80.6	64.8	64.8	64.6	64.8	0.00	0.00	0.00
2006/11/28	05:35:00	85.3	84.8	83.2	79.6	78.3	82.1	84.8	-66.7	82.6	82.6	76.0	80.5	64.8	64.8	64.6	64.8	-0.10	0.00	0.00
2006/11/28	05:36:00	85.3	84.8	83.2	79.6	78.3	82.1	84.8	-61.1	82.6	82.6	76.1	80.5	64.8	64.8	64.6	64.8	-0.10	-0.01	0.00
2006/11/28	05:37:00	85.3	84.8	83.1	79.4	78.3	82.1	84.8	-60.5	82.4	82.4	76.0	80.5	64.6	64.8	64.6	64.8	-0.10	-0.01	0.00
2006/11/28	05:38:00	85.3	84.8	83.1	79.4	78.3	81.9	84.8	-67.5	82.4	82.4	76.1	80.6	64.8	64.8	64.6	64.8	0.00	0.00	0.00
2006/11/28	05:39:00	85.3	84.8	83.1	79.4	78.3	82.1	84.8	-56.9	82.3	82.4	76.1	80.6	64.8	64.8	64.8	64.8	0.00	0.00	0.00
2006/11/28	05:40:00	85.3	84.8	83.1	79.4	78.3	82.1	84.8	-64.6	82.4	82.4	75.8	80.6	64.8	64.8	64.6	64.8	0.00	-0.01	0.00
2006/11/28	05:41:00	85.1	84.6	83.0	79.4	78.3	82.1	84.8	-67.5	82.3	82.4	76.0	80.6	64.8	64.8	64.6	64.8	-0.10	0.00	0.00

Test Report TR63001-07N

Appendix C

Page 100 of 128

Heat Decay Run

Date	Time	TC1	TC2	TC3	TC4	TC5	TC6	TC7	TC8	TC9	TC10	TC11	TC12	TC13	TC14	TC15	TC16	VDC	Amps	Watts
2006/11/28	05:42:00	85.1	84.6	83.1	79.4	78.3	81.9	84.6	-67.6	82.3	82.4	75.8	80.6	64.8	64.8	64.6	64.8	-0.10	0.00	0.00
2006/11/28	05:43:00	85.1	84.6	83.1	79.4	78.3	81.9	84.8	-67.6	82.3	82.4	75.8	80.5	64.6	64.8	64.6	64.6	-0.10	-0.01	0.00
2006/11/28	05:44:00	85.3	84.8	83.1	79.4	78.3	81.9	84.8	-63.3	82.3	82.4	75.8	80.5	64.6	64.8	64.6	64.6	-0.10	-0.01	0.00
2006/11/28	05:45:00	85.3	84.8	83.0	79.4	78.3	81.9	84.6	-67.4	82.3	82.3	75.8	80.5	64.6	64.8	64.6	64.6	-0.10	-0.01	0.00
2006/11/28	05:46:00	85.3	84.8	83.0	79.4	78.3	81.9	84.8	-67.8	82.3	82.3	75.8	80.5	64.6	64.8	64.6	64.6	-0.10	0.00	0.00
2006/11/28	05:47:00	85.3	84.8	83.0	79.4	78.3	81.9	84.8	-68.0	82.3	82.4	75.8	80.5	64.6	64.6	64.6	64.6	-0.10	0.00	0.00
2006/11/28	05:48:00	85.3	84.8	83.1	79.4	78.3	81.9	84.8	-67.6	82.3	82.4	75.8	80.5	64.8	64.8	64.6	64.6	-0.10	-0.01	0.00
2006/11/28	05:49:00	85.3	84.8	83.0	79.4	78.3	81.9	84.6	-68.5	82.3	82.3	75.8	80.5	64.6	64.6	64.6	64.6	-0.10	-0.01	0.00
2006/11/28	05:50:00	85.3	84.6	83.1	79.4	78.3	81.9	84.6	-68.2	82.3	82.3	75.8	80.5	64.6	64.8	64.6	64.6	-0.10	-0.01	0.00
2006/11/28	05:51:00	85.3	84.8	83.1	79.4	78.3	81.9	84.6	-68.8	82.3	82.3	75.8	80.5	64.6	64.8	64.6	64.6	-0.10	-0.01	0.00
2006/11/28	05:52:00	85.1	84.6	83.1	79.4	78.3	81.9	84.6	-66.7	82.3	82.3	75.8	80.3	64.6	64.6	64.6	64.6	-0.10	-0.01	0.00
2006/11/28	05:53:00	85.3	84.6	83.0	79.4	78.3	81.9	84.6	-68.3	82.3	82.3	75.8	80.3	64.6	64.6	64.6	64.6	-0.10	-0.01	0.00
2006/11/28	05:54:00	85.3	84.8	83.1	79.4	78.3	81.9	84.6	-68.0	82.3	82.4	75.8	80.3	64.6	64.6	64.6	64.6	-0.10	-0.01	0.00
2006/11/28	05:55:00	85.3	84.8	83.1	79.4	78.3	82.1	84.6	-67.9	82.3	82.4	75.8	80.3	64.6	64.8	64.6	64.6	-0.10	0.00	0.00
2006/11/28	05:56:00	85.3	84.6	83.0	79.4	78.3	81.9	84.6	-67.8	82.4	82.4	75.6	80.3	64.6	64.6	64.6	64.6	0.00	-0.01	0.00
2006/11/28	05:57:00	85.1	84.6	83.1	79.4	78.3	81.9	84.6	-67.2	82.3	82.4	75.8	80.5	64.6	64.8	64.6	64.6	0.00	0.00	0.00
2006/11/28	05:58:00	85.1	84.6	83.0	79.4	78.3	81.9	84.6	-68.7	82.3	82.3	75.8	80.5	64.6	64.8	64.6	64.6	-0.10	0.00	0.00
2006/11/28	05:59:00	85.1	84.6	83.0	79.4	78.3	81.9	84.6	-67.5	82.3	82.3	75.6	80.3	64.6	64.8	64.6	64.6	-0.10	0.00	0.00
2006/11/28	06:00:00	85.1	84.6	83.0	79.4	78.3	81.8	84.6	-68.3	82.3	82.3	75.8	80.3	64.6	64.8	64.6	64.6	-0.10	-0.01	0.00
2006/11/28	06:01:00	85.1	84.6	83.0	79.4	78.3	81.8	84.6	-68.1	82.3	82.3	75.8	80.3	64.6	64.8	64.4	64.6	-0.10	-0.01	0.00
2006/11/28	06:02:00	85.1	84.6	83.0	79.4	78.3	81.8	84.6	-66.6	82.3	82.3	75.8	80.3	64.6	64.8	64.4	64.6	-0.10	-0.01	0.00
2006/11/28	06:03:00	85.1	84.6	83.0	79.3	78.3	81.8	84.6	-67.2	82.3	82.3	75.8	80.3	64.6	64.8	64.4	64.6	-0.10	-0.01	0.00
2006/11/28	06:04:00	85.1	84.6	82.8	79.4	78.3	81.9	84.6	-68.7	82.3	82.3	75.8	80.3	64.6	64.6	64.4	64.6	-0.10	-0.01	0.00
2006/11/28	06:05:00	85.1	84.6	83.0	79.3	78.3	81.8	84.6	-65.9	82.3	82.3	75.6	80.3	64.6	64.6	64.4	64.6	-0.10	-0.01	0.00
2006/11/28	06:06:00	85.1	84.6	82.8	79.3	78.3	81.8	84.6	-69.2	82.1	82.3	75.6	80.3	64.6	64.8	64.4	64.6	-0.10	-0.01	0.00
2006/11/28	06:07:00	85.1	84.6	82.8	79.3	78.2	81.8	84.6	-69.3	82.1	82.3	75.6	80.3	64.4	64.8	64.4	64.6	-0.10	-0.01	0.00
2006/11/28	06:08:00	85.1	84.6	82.8	79.3	78.2	81.7	84.6	-69.3	82.1	82.1	75.6	80.3	64.4	64.6	64.4	64.6	-0.10	-0.01	0.00
2006/11/28	06:09:00	85.1	84.6	82.8	79.3	78.1	81.8	84.4	-68.0	82.1	82.1	75.6	80.3	64.4	64.6	64.4	64.4	-0.10	-0.01	0.00
2006/11/28	06:10:00	85.1	84.6	82.8	79.3	78.2	81.8	84.6	-69.3	82.3	82.3	75.6	80.3	64.4	64.6	64.4	64.4	-0.10	-0.01	0.00
2006/11/28	06:11:00	85.1	84.6	82.8	79.3	78.2	81.8	84.6	-69.5	82.3	82.3	75.6	80.3	64.6	64.6	64.4	64.4	-0.10	-0.01	0.00
2006/11/28	06:12:00	85.1	84.6	82.8	79.3	78.3	81.7	84.6	-69.3	82.3	82.3	75.6	80.3	64.4	64.6	64.4	64.6	-0.10	-0.01	0.00
2006/11/28	06:13:00	85.1	84.6	82.8	79.3	78.2	81.7	84.6	-58.8	82.3	82.3	75.6	80.3	64.6	64.6	64.4	64.4	-0.10	-0.01	0.00
2006/11/28	06:14:00	85.1	84.6	82.8	79.3	78.2	81.7	84.4	-55.0	82.3	82.3	75.6	80.3	64.4	64.6	64.4	64.4	-0.10	-0.01	0.00
2006/11/28	06:15:00	85.1	84.4	82.8	79.2	78.1	81.7	84.4	-69.8	82.1	82.3	75.6	80.3	64.4	64.6	64.4	64.6	-0.10	-0.01	0.00
2006/11/28	06:16:00	85.1	84.6	82.8	79.3	78.2	81.7	84.4	-69.6	82.3	82.3	75.6	80.1	64.4	64.6	64.4	64.4	-0.10	-0.01	0.00
2006/11/28	06:17:00	85.1	84.4	82.8	79.3	78.2	81.7	84.4	-58.0	82.3	82.3	75.6	80.1	64.4	64.6	64.4	64.6	-0.10	-0.01	0.00
2006/11/28	06:18:00	85.1	84.4	82.8	79.2	78.2	81.7	84.4	-68.8	82.1	82.3	75.6	80.1	64.4	64.6	64.4	64.4	-0.10	-0.01	0.00
2006/11/28	06:19:00	85.1	84.6	82.8	79.3	78.2	81.7	84.4	-68.9	82.3	82.3	75.6	80.1	64.6	64.6	64.4	64.4	-0.10	-0.01	0.00
2006/11/28	06:20:00	85.1	84.6	82.8	79.2	78.1	81.7	84.4	-69.3	82.1	82.3	75.6	80.1	64.4	64.6	64.4	64.4	-0.10	-0.01	0.00
2006/11/28	06:21:00	85.1	84.4	82.8	79.2	78.2	81.6	84.3	-68.8	82.1	82.1	75.4	80.3	64.4	64.6	64.3	64.4	-0.10	-0.01	0.00
2006/11/28	06:22:00	85.1	84.6	82.8	79.2	78.2	81.6	84.4	-56.8	82.1	82.1	75.4	80.1	64.4	64.6	64.3	64.4	-0.10	-0.01	0.00
2006/11/28	06:23:00	85.1	84.4	82.6	79.2	78.2	81.6	84.3	-68.7	82.1	82.1	75.4	80.1	64.4	64.6	64.3	64.6	-0.10	-0.01	0.00
2006/11/28	06:24:00	85.1	84.4	82.8	79.2	78.1	81.7	84.3	-69.8	82.1	82.1	75.4	80.1	64.4	64.6	64.3	64.4	-0.10	-0.01	0.00
2006/11/28	06:25:00	85.1	84.4	82.8	79.2	78.1	81.7	84.4	-68.7	82.1	82.3	75.4	80.1	64.4	64.6	64.4	64.4	-0.10	-0.01	0.00
2006/11/28	06:26:00	84.9	84.4	82.8	79.2	78.1	81.5	84.3	-67.5	82.1	82.1	75.6	80.1	64.4	64.6	64.4	64.4	-0.10	-0.01	0.00
2006/11/28	06:27:00	84.9	84.4	82.6	79.1	78.2	81.5	84.3	-69.0	81.9	82.1	75.6	80.1	64.4	64.6	64.3	64.4	-0.10	-0.01	0.00
2006/11/28	06:28:00	84.9	84.4	82.6	79.2	78.1	81.6	84.3	-69.5	82.1	82.1	75.6	80.1	64.6	64.6	64.4	64.6	-0.10	-0.01	0.00
2006/11/28	06:29:00	84.9	84.3	82.6	79.1	78.1	81.6	84.3	-67.5	82.1	82.1	75.4	80.1	64.4	64.6	64.4	64.4	-0.10	-0.01	0.00
2006/11/28	06:30:00	84.9	84.4	82.6	79.1	78.1	81.6	84.3	-69.6	82.1	82.1	75.6	80.1	64.4	64.6	64.4	64.6	-0.10	-0.01	0.00
2006/11/28	06:31:00	84.9	84.3	82.6	79.1	78.0	81.5	84.2	-69.4	82.1	82.1	75.6	80.1	64.4	64.6	64.3	64.4	-0.10	-0.01	0.00
2006/11/28	06:32:00	84.9	84.3	82.6	79.1	78.1	81.5	84.2	-69.8	82.1	82.1	75.6	80.1	64.4	64.6	64.3	64.4	-0.10	-0.01	0.00
2006/11/28	06:33:00	84.9	84.2	82.6	79.1	78.0	81.5	84.2	-68.5	81.9	81.9	75.6	80.1	64.4	64.8	64.3	64.4	-0.10	-0.01	0.00
2006/11/28	06:34:00	84.9	84.3	82.6	79.1	78.1	81.6	84.3	-69.3	81.9	82.1	75.4	80.1	64.4	64.6	64.4	64.6	-0.10	-0.01	0.00
2006/11/28	06:35:00	84.9	84.3	82.6	79.2	78.1	81.5	84.3	-70.0	82.1	82.1	75.6	80.1	64.4	64.6	64.3	64.6	-0.10	-0.01	0.00
2006/11/28	06:36:00	84.9	84.3	82.6	79.1	78.1	81.6	84.2	-70.0	82.1	82.1	75.4	80.1	64.6	64.6	64.4	64.6	-0.10	-0.01	0.00
2006/11/28	06:37:00	84.9	84.3	82.6	79.1	78.1	81.6	84.2	-69.6	82.1	82.1	75.4	80.1	64.4	64.6	64.4	64.4	-0.10	-0.01	0.00
2006/11/28	06:38:00	84.9	84.3	82.6	79.1	78.1	81.6	84.2	-70.2	82.1	82.1	75.4	80.1	64.4	64.6	64.4	64.4	-0.10	-0.01	0.00
2006/11/28	06:39:00	84.9	84.3	82.6	79.1	78.0	81.6	84.2	-70.1	82.1	82.1	75.4	80.1	64.4	64.6	64.4	64.4	-0.10	-0.01	0.00

Test Report TR63001-07N

Appendix C

Page 101 of 128

Heat Decay Run

Date	Time	TC1	TC2	TC3	TC4	TC5	TC6	TC7	TC8	TC9	TC10	TC11	TC12	TC13	TC14	TC15	TC16	VDC	Amps	Watts
2006/11/28	06:40:00	84.9	84.3	82.6	79.1	78.0	81.5	84.2	-69.4	82.1	82.1	75.3	80.1	64.4	64.6	64.3	64.6	-0.10	-0.01	0.00
2006/11/28	06:41:00	84.9	84.3	82.6	79.1	78.1	81.5	84.2	-69.8	81.9	82.1	75.3	80.1	64.4	64.6	64.3	64.6	-0.10	-0.01	0.00
2006/11/28	06:42:00	84.9	84.3	82.6	79.1	78.1	81.5	84.2	-65.3	82.1	82.1	75.3	80.1	64.3	64.6	64.3	64.6	-0.10	-0.01	0.00
2006/11/28	06:43:00	84.9	84.3	82.6	79.1	78.1	81.5	84.2	-69.6	81.9	82.1	75.3	80.1	64.4	64.6	64.3	64.4	-0.10	-0.01	0.00
2006/11/28	06:44:00	84.9	84.3	82.6	79.1	78.1	81.5	84.2	-70.0	81.9	82.1	75.3	80.1	64.4	64.4	64.3	64.4	-0.10	-0.01	0.00
2006/11/28	06:45:00	84.8	84.3	82.6	79.1	78.1	81.6	84.2	-69.5	82.1	82.1	75.3	80.1	64.6	64.6	64.4	64.6	-0.10	-0.01	0.00
2006/11/28	06:46:00	84.9	84.3	82.6	79.1	78.0	81.5	84.2	-69.8	81.8	82.1	75.3	80.1	64.6	64.6	64.3	64.3	-0.10	-0.01	0.00
2006/11/28	06:47:00	84.8	84.3	82.6	79.1	78.0	81.5	84.2	-70.0	82.1	82.1	75.3	80.1	64.4	64.6	64.3	64.4	-0.10	-0.01	0.00
2006/11/28	06:48:00	84.8	84.3	82.6	79.1	78.0	81.5	84.2	-65.2	82.1	82.1	75.3	80.1	64.6	64.6	64.3	64.3	-0.10	-0.01	0.00
2006/11/28	06:49:00	84.8	84.3	82.6	79.1	78.1	81.5	84.2	-69.5	81.9	82.1	75.3	80.1	64.4	64.6	64.3	64.3	-0.10	-0.01	0.00
2006/11/28	06:50:00	84.8	84.2	82.6	79.0	78.0	81.4	84.1	-69.8	81.8	81.9	75.3	80.1	64.4	64.6	64.3	64.3	-0.10	-0.01	0.00
2006/11/28	06:51:00	84.8	84.3	82.6	79.1	78.0	81.5	84.2	-69.8	81.9	82.1	75.3	80.1	64.3	64.6	64.3	64.6	-0.10	-0.01	0.00
2006/11/28	06:52:00	84.8	84.3	82.4	79.1	78.0	81.5	84.2	-57.8	81.9	82.1	75.3	80.1	64.3	64.6	64.3	64.3	-0.10	-0.01	0.00
2006/11/28	06:53:00	84.8	84.2	82.4	79.1	78.0	81.5	84.2	-69.4	81.8	82.1	75.3	80.1	64.4	64.6	64.3	64.6	-0.10	-0.01	0.00
2006/11/28	06:54:00	84.8	84.2	82.6	79.1	78.0	81.5	84.1	-69.8	81.9	81.9	75.3	80.1	64.4	64.6	64.3	64.3	-0.10	-0.01	0.00
2006/11/28	06:55:00	84.8	84.2	82.6	79.1	78.0	81.5	84.1	-69.8	82.1	81.9	75.3	80.1	64.3	64.4	64.3	64.3	-0.10	-0.01	0.00
2006/11/28	06:56:00	84.8	84.2	82.6	79.1	78.1	81.5	84.1	-69.2	81.9	81.9	75.3	80.1	64.4	64.6	64.3	64.4	-0.10	-0.01	0.00
2006/11/28	06:57:00	84.8	84.2	82.6	79.1	78.0	81.5	84.1	-66.6	81.8	81.9	75.3	80.1	64.6	64.6	64.4	64.4	-0.10	-0.01	0.00
2006/11/28	06:58:00	84.8	84.2	82.6	79.0	77.8	81.4	84.1	-69.3	81.9	81.9	75.3	80.1	64.2	64.6	64.3	64.4	-0.10	-0.01	0.00
2006/11/28	06:59:00	84.8	84.2	82.4	79.0	77.8	81.3	84.1	-69.8	81.8	81.9	75.3	80.1	64.0	64.4	63.9	64.2	-0.10	-0.01	0.00
2006/11/28	07:00:00	84.8	84.1	82.4	79.0	77.8	81.4	84.1	-69.5	81.9	81.9	75.3	80.1	64.1	64.3	64.0	64.2	-0.10	-0.01	0.00
2006/11/28	07:01:00	84.8	84.2	82.4	79.0	77.8	81.4	84.1	-68.5	81.9	82.1	75.3	80.1	63.9	64.2	63.8	64.0	-0.10	-0.01	0.00
2006/11/28	07:02:00	84.8	84.1	82.4	79.0	77.8	81.4	84.1	-61.7	81.9	81.9	75.3	79.9	63.5	63.8	63.5	63.9	-0.10	-0.01	0.00
2006/11/28	07:03:00	84.8	84.1	82.3	78.9	77.8	81.3	84.0	-70.1	81.8	81.9	75.3	79.9	63.4	64.0	63.7	63.8	-0.10	-0.01	0.00
2006/11/28	07:04:00	84.8	84.1	82.3	78.9	77.8	81.3	84.0	-70.0	81.8	81.9	75.3	79.9	63.8	63.9	63.6	63.8	-0.10	-0.01	0.00
2006/11/28	07:05:00	84.8	84.1	82.4	79.0	78.0	81.4	84.0	-60.4	81.9	81.9	75.3	79.9	63.9	64.0	63.7	63.7	-0.10	-0.01	0.00
2006/11/28	07:06:00	84.8	84.0	82.3	78.9	77.8	81.3	84.0	-69.4	81.8	81.9	75.3	79.9	63.6	63.6	63.5	63.7	-0.10	-0.01	0.00
2006/11/28	07:07:00	84.6	84.0	82.3	78.8	77.8	81.3	84.0	-69.3	81.8	81.9	75.1	79.8	63.7	63.8	63.5	63.7	-0.10	-0.01	0.00
2006/11/28	07:08:00	84.6	84.0	82.3	78.8	77.8	81.3	83.9	-69.3	81.8	81.9	75.3	79.8	63.8	63.5	63.7	63.6	-0.10	-0.01	0.00
2006/11/28	07:09:00	84.6	84.0	82.3	78.9	77.8	81.3	84.0	-57.8	81.8	81.9	75.1	79.8	63.5	63.7	63.5	63.5	-0.10	-0.01	0.00
2006/11/28	07:10:00	84.6	84.0	82.3	78.9	77.8	81.2	84.0	-70.1	81.9	81.9	75.1	79.8	63.3	63.6	63.4	63.4	-0.10	-0.01	0.00
2006/11/28	07:11:00	84.6	84.1	82.3	78.9	77.8	81.2	84.0	-70.8	81.8	81.9	75.1	79.8	63.1	63.6	63.3	63.5	-0.10	-0.01	0.00
2006/11/28	07:12:00	84.6	84.0	82.1	78.8	77.6	81.0	83.9	-70.2	81.5	81.8	75.1	79.8	62.8	62.4	62.8	62.2	-0.10	-0.01	0.00
2006/11/28	07:13:00	84.6	84.0	82.1	78.8	77.6	81.1	83.9	-70.8	81.6	81.8	75.1	79.8	62.4	62.4	62.6	62.0	-0.10	-0.01	0.00
2006/11/28	07:14:00	84.6	83.9	82.3	78.8	77.6	81.1	83.9	-71.3	81.6	81.8	74.9	79.6	62.6	62.6	62.4	62.4	-0.10	-0.01	0.00
2006/11/28	07:15:00	84.6	84.0	82.3	78.8	77.8	81.1	83.9	-65.4	81.6	81.8	74.9	79.8	62.8	63.0	62.6	62.6	-0.10	-0.01	0.00
2006/11/28	07:16:00	84.6	83.9	82.1	78.7	77.6	81.2	83.8	-71.8	81.7	81.8	74.8	79.8	63.5	63.3	63.2	63.3	-0.10	-0.01	0.00
2006/11/28	07:17:00	84.6	83.9	82.1	78.7	77.6	81.2	83.9	-71.5	81.7	81.8	74.9	79.6	63.4	63.6	63.4	63.4	-0.10	-0.01	0.00
2006/11/28	07:18:00	84.6	83.9	82.1	78.7	77.6	81.1	83.8	-71.5	81.6	81.8	74.9	79.8	63.6	63.6	63.4	63.5	-0.10	-0.01	0.00
2006/11/28	07:19:00	84.6	83.8	82.1	78.7	77.6	81.1	83.8	-71.4	81.6	81.7	74.9	79.8	63.7	63.5	63.6	63.7	-0.10	-0.01	0.00
2006/11/28	07:20:00	84.6	83.8	82.1	78.5	77.6	81.0	83.7	-71.6	81.4	81.6	74.9	79.6	63.7	63.6	63.7	63.6	-0.10	-0.01	0.00
2006/11/28	07:21:00	84.4	83.8	81.9	78.3	77.3	80.9	83.5	-71.8	81.3	81.4	74.8	79.6	63.5	63.6	63.4	63.5	-0.10	-0.01	0.00
2006/11/28	07:22:00	84.4	83.7	81.9	78.3	77.3	80.8	83.5	-131.7	81.2	81.4	74.7	79.6	63.5	63.6	63.4	63.6	0.00	-0.01	0.00
2006/11/28	07:23:00	84.4	83.7	81.8	78.3	77.2	80.8	83.5	-61.3	81.2	81.4	74.8	79.6	63.7	63.5	63.5	63.6	-0.10	-0.01	0.00
2006/11/28	07:24:00	84.3	83.6	81.8	78.3	77.2	80.8	83.5	-98.2	81.3	81.4	74.7	79.6	63.8	63.8	63.5	63.7	-0.10	0.00	0.00
2006/11/28	07:25:00	84.3	83.6	81.8	78.3	77.2	80.9	83.5	-71.8	81.4	81.4	74.7	79.6	63.6	63.8	63.5	63.8	0.00	0.00	0.00
2006/11/28	07:26:00	84.4	83.7	82.1	78.5	77.3	80.9	83.6	-71.5	81.4	81.5	74.7	79.6	63.6	63.5	63.3	63.3	-0.10	0.00	0.00
2006/11/28	07:27:00	84.4	83.7	81.9	78.5	77.3	81.0	83.7	-72.3	81.5	81.5	74.8	79.6	63.4	63.7	63.4	63.5	-0.10	0.00	0.00
2006/11/28	07:28:00	84.4	83.7	81.9	78.5	77.3	80.9	83.7	-72.3	81.4	81.6	74.7	79.6	63.6	63.6	63.3	63.4	-0.10	0.00	0.00
2006/11/28	07:29:00	84.3	83.7	81.9	78.5	77.4	81.0	83.6	-72.2	81.4	81.5	74.8	79.6	63.6	63.6	63.4	63.7	-0.10	0.00	0.00
2006/11/28	07:30:00	84.4	83.8	82.1	78.6	77.4	81.0	83.7	-127.1	81.4	81.6	74.8	79.6	63.8	63.3	63.5	63.4	0.00	0.00	0.00
2006/11/28	07:31:00	84.4	83.8	82.1	78.6	77.3	81.1	83.8	-112.6	81.5	81.6	74.8	79.6	63.8	63.2	63.6	63.3	0.00	-0.01	0.00
2006/11/28	07:32:00	84.4	83.8	82.1	78.6	77.3	81.0	83.8	-59.6	81.5	81.6	74.8	79.6	63.4	63.4	63.4	63.2	-0.10	0.00	0.00
2006/11/28	07:33:00	84.4	83.8	82.1	78.6	77.6	81.1	83.8	-74.3	81.5	81.6	74.8	79.6	63.7	63.5	63.3	63.4	-0.10	0.00	0.00
2006/11/28	07:34:00	84.4	83.8	82.1	78.6	77.4	81.1	83.8	-79.2	81.5	81.6	74.7	79.6	63.6	63.8	63.3	63.5	-0.10	0.00	0.00
2006/11/28	07:35:00	84.4	83.7	82.1	78.5	77.6	81.0	83.7	-65.9	81.5	81.6	74.7	79.6	63.7	63.8	63.2	63.5	0.00	0.00	0.00
2006/11/28	07:36:00	84.4	83.7	81.9	78.5	77.4	81.0	83.7	-64.8	81.4	81.6	74.7	79.6	63.7	63.5	63.2	63.2	-0.10	-0.01	0.00
2006/11/28	07:37:00	84.3	83.6	81.8	78.3	77.1	80.6	83.6	-73.5	81.0	81.4	74.8	79.6	61.8	61.1	62.1	60.8	-0.10	-0.01	0.00

Test Report TR63001-07N

Appendix C

Page 102 of 128

Heat Decay Run

Date	Time	TC1	TC2	TC3	TC4	TC5	TC6	TC7	TC8	TC9	TC10	TC11	TC12	TC13	TC14	TC15	TC16	VDC	Amps	Watts
2006/11/28	07:38:00	84.4	83.7	81.8	78.5	-77.1	80.6	83.6	-75.5	81.0	81.3	75.1	79.6	60.0	60.2	61.0	59.9	-0.10	-0.01	0.00
2006/11/28	07:39:00	84.3	83.7	81.9	78.5	77.1	80.7	83.6	-76.1	81.1	81.4	75.1	79.6	60.6	60.9	61.1	60.4	-0.10	-0.01	0.00
2006/11/28	07:40:00	84.4	83.7	81.9	78.5	77.3	80.8	83.6	-76.3	81.3	81.4	74.8	79.4	61.5	61.2	61.6	60.9	-0.10	-0.01	0.00
2006/11/28	07:41:00	84.3	83.6	81.9	78.5	77.3	80.8	83.6	-76.8	81.2	81.4	74.8	79.6	61.8	62.1	61.8	61.7	-0.10	-0.01	0.00
2006/11/28	07:42:00	84.3	83.7	81.9	78.3	77.2	80.8	83.6	-76.3	81.2	81.4	74.8	79.6	62.3	62.6	62.1	62.2	-0.10	-0.01	0.00
2006/11/28	07:43:00	84.3	83.6	81.9	78.3	77.2	80.8	83.6	-76.3	81.2	81.4	74.7	79.6	62.6	63.1	62.3	62.6	-0.10	0.00	0.00
2006/11/28	07:44:00	84.3	83.7	81.9	78.5	77.2	80.8	83.6	-74.2	81.3	81.3	74.7	79.4	63.0	63.1	62.3	62.6	-0.10	-0.01	0.00
2006/11/28	07:45:00	84.3	83.7	81.8	78.3	77.2	80.8	83.5	-75.9	81.1	81.3	74.7	79.4	63.1	63.3	62.6	62.8	-0.10	-0.01	0.00
2006/11/28	07:46:00	84.2	83.6	81.7	78.3	77.0	80.7	83.4	-76.3	81.1	81.2	74.7	79.3	63.2	63.1	62.8	62.8	-0.10	-0.01	0.00
2006/11/28	07:47:00	84.2	83.6	81.8	78.3	77.0	80.6	83.4	-76.8	81.0	81.2	74.6	79.3	63.0	62.8	62.4	62.8	-0.10	-0.01	0.00
2006/11/28	07:48:00	84.2	83.6	81.7	78.3	77.0	80.6	83.4	-77.3	81.1	81.2	74.5	79.3	62.8	63.0	62.4	62.8	-0.10	-0.01	0.00
2006/11/28	07:49:00	84.2	83.6	81.7	78.2	76.9	80.6	83.4	-77.0	81.0	81.1	74.6	79.3	62.8	63.1	62.8	62.6	-0.10	-0.01	0.00
2006/11/28	07:50:00	84.2	83.6	81.7	78.2	77.1	80.6	83.3	-77.3	81.1	81.1	74.5	79.3	62.8	63.1	62.6	62.6	-0.10	-0.01	0.00
2006/11/28	07:51:00	84.2	83.6	81.7	78.3	77.1	80.7	83.3	-76.7	81.1	81.1	74.5	79.3	62.6	63.2	62.6	62.6	-0.10	-0.01	0.00
2006/11/28	07:52:00	84.2	83.6	81.8	78.3	77.1	80.7	83.5	-77.0	81.1	81.2	74.5	79.3	63.0	63.1	62.6	62.8	-0.10	-0.01	0.00
2006/11/28	07:53:00	84.0	83.4	81.5	77.8	76.4	79.8	83.0	-66.0	80.3	80.6	74.5	79.3	60.6	60.9	60.6	60.1	-0.10	-0.01	0.00
2006/11/28	07:54:00	83.8	83.1	81.1	77.3	75.8	79.1	82.4	-77.6	79.4	79.8	74.4	79.1	59.0	58.6	57.7	57.6	-0.10	0.00	0.00
2006/11/28	07:55:00	83.7	83.0	81.1	77.2	75.8	79.3	82.3	-79.9	79.8	79.8	74.2	78.8	58.9	59.0	57.7	57.7	-0.10	-0.01	0.00
2006/11/28	07:56:00	83.7	82.8	81.0	77.1	75.6	79.3	82.3	-80.8	79.6	79.8	74.0	78.6	59.5	59.0	59.0	59.0	-0.10	-0.01	0.00
2006/11/28	07:57:00	83.7	82.8	81.0	77.2	75.6	79.3	82.3	-81.2	79.8	79.8	73.9	78.6	59.9	60.2	59.8	59.4	-0.10	-0.01	0.00
2006/11/28	07:58:00	83.7	82.8	81.1	77.2	75.8	79.6	82.3	-77.0	79.8	79.8	74.0	78.7	60.4	60.9	60.2	60.1	-0.10	-0.01	0.00
2006/11/28	07:59:00	83.8	83.0	81.2	77.3	76.1	79.6	82.4	-81.0	79.9	79.9	74.0	78.7	60.6	61.6	60.8	60.9	-0.10	-0.01	0.00
2006/11/28	08:00:00	83.8	83.0	81.1	77.4	76.0	79.6	82.4	-81.5	80.1	80.1	74.2	78.9	60.4	61.8	60.9	61.3	-0.10	-0.01	0.00
2006/11/28	08:01:00	83.9	83.1	81.2	77.4	76.2	79.8	82.6	-81.8	80.1	80.1	74.3	79.0	61.1	61.8	61.1	61.4	-0.10	-0.01	0.00
2006/11/28	08:02:00	83.9	83.1	81.3	77.6	76.3	79.8	82.6	-81.8	80.1	80.1	74.3	79.0	61.9	62.1	61.6	61.8	-0.10	-0.01	0.00
2006/11/28	08:03:00	84.0	83.2	81.4	77.6	76.4	79.9	82.8	-78.0	80.3	80.3	74.3	79.1	62.0	62.6	62.0	62.1	-0.10	-0.01	0.00
2006/11/28	08:04:00	84.0	83.3	81.5	77.8	76.6	80.1	82.8	-81.5	80.5	80.5	74.4	79.1	62.3	62.8	62.2	62.3	-0.10	-0.01	0.00
2006/11/28	08:05:00	84.0	83.4	81.6	77.8	76.7	80.3	83.0	-81.1	80.6	80.6	74.4	79.2	62.4	62.8	62.3	62.4	-0.10	-0.01	0.00
2006/11/28	08:06:00	84.0	83.4	81.5	77.8	76.6	80.1	83.0	-81.0	80.6	80.6	74.5	79.3	62.1	62.8	62.1	62.6	0.00	0.00	0.00
2006/11/28	08:07:00	84.0	83.4	81.5	77.8	76.5	80.1	83.0	-81.0	80.6	80.6	74.5	79.3	62.2	62.6	62.2	62.4	0.00	0.00	0.00
2006/11/28	08:08:00	84.0	83.4	81.6	77.8	76.6	80.1	83.1	-74.5	80.7	80.7	74.5	79.3	62.3	63.0	62.2	62.6	0.00	0.00	0.00
2006/11/28	08:09:00	84.0	83.4	81.6	78.0	76.7	80.3	83.1	-81.5	80.8	80.8	74.5	79.3	62.6	63.1	62.6	62.6	0.00	0.00	0.00
2006/11/28	08:10:00	84.0	83.5	81.6	78.1	76.7	80.3	83.2	-73.4	80.8	80.8	74.5	79.3	62.0	62.8	62.0	62.6	0.00	0.00	0.00
2006/11/28	08:11:00	84.0	83.4	81.6	78.0	76.7	80.3	83.2	-81.1	80.8	80.8	74.6	79.4	62.4	62.8	62.1	62.1	0.00	0.00	0.00
2006/11/28	08:12:00	84.0	83.4	81.5	78.0	76.5	80.3	83.1	-82.3	80.6	80.8	74.5	79.2	62.0	62.8	62.2	62.3	0.00	0.00	0.00
2006/11/28	08:13:00	84.0	83.4	81.5	77.8	76.5	80.1	83.0	-78.6	80.6	80.7	74.4	79.2	61.6	62.6	61.9	62.0	-0.10	0.00	0.00
2006/11/28	08:14:00	83.8	83.2	81.3	77.6	76.4	79.9	82.6	-80.3	80.3	80.3	74.4	79.1	61.8	62.2	61.8	62.0	0.00	0.00	0.00
2006/11/28	08:15:00	83.8	83.2	81.2	77.6	76.4	79.8	82.6	-81.7	80.3	80.3	74.4	79.1	62.4	62.3	61.9	61.8	0.00	0.00	0.00
2006/11/28	08:16:00	83.8	83.1	81.3	77.6	76.4	79.8	82.6	-68.9	80.3	80.3	74.4	79.1	62.2	62.2	61.7	61.9	0.00	0.00	0.00
2006/11/28	08:17:00	83.8	83.1	81.2	77.6	76.3	79.8	82.6	-80.3	80.3	80.3	74.3	79.0	62.6	62.3	61.9	61.7	0.00	0.00	0.00
2006/11/28	08:18:00	83.8	83.1	81.2	77.6	76.3	79.8	82.6	-81.3	80.3	80.3	74.3	79.0	62.4	62.4	62.0	61.8	0.00	0.00	0.00
2006/11/28	08:19:00	83.7	83.1	81.2	77.6	76.3	79.8	82.6	-81.0	80.3	80.3	74.2	78.9	62.2	62.4	62.0	61.9	0.00	0.00	0.00
2006/11/28	08:20:00	83.8	83.1	81.2	77.6	76.3	79.8	82.6	-80.8	80.3	80.3	74.3	79.0	62.2	62.1	61.9	61.5	0.00	0.00	0.00
2006/11/28	08:21:00	83.8	83.2	81.3	77.6	76.5	80.1	82.8	-80.0	80.5	80.6	74.3	79.0	62.1	62.0	61.9	61.6	0.00	0.00	0.00
2006/11/28	08:22:00	83.8	83.2	81.3	77.6	76.6	80.1	82.8	-80.0	80.5	80.6	74.2	79.0	62.1	62.3	61.9	62.0	0.00	0.00	0.00
2006/11/28	08:23:00	83.8	83.2	81.3	77.6	76.6	80.1	82.8	-80.5	80.5	80.6	74.3	79.0	62.3	62.2	62.1	62.1	0.00	0.00	0.00
2006/11/28	08:24:00	83.8	83.1	81.3	77.6	76.5	80.1	82.8	-77.9	80.3	80.6	74.3	79.0	62.6	62.2	62.2	61.9	-0.10	-0.01	0.00
2006/11/28	08:25:00	83.8	83.1	81.3	77.6	76.5	80.1	82.8	-81.3	80.5	80.6	74.3	79.0	62.6	62.2	62.3	62.1	-0.10	-0.01	0.00
2006/11/28	08:26:00	83.7	83.1	81.2	77.6	76.4	80.1	82.8	-81.1	80.5	80.6	74.2	79.0	62.6	62.1	62.3	61.9	0.00	-0.01	0.00
2006/11/28	08:27:00	83.7	83.1	81.2	77.6	76.5	80.1	82.8	-80.3	80.5	80.6	74.3	79.0	62.8	62.3	62.6	62.3	0.00	-0.01	0.00
2006/11/28	08:28:00	83.8	83.1	81.3	77.8	76.5	80.1	83.0	-78.8	80.6	80.7	74.3	79.0	62.2	62.2	62.1	62.2	0.00	0.00	0.00
2006/11/28	08:29:00	83.8	83.1	81.3	77.6	76.5	80.1	83.0	-76.5	80.6	80.7	74.3	79.0	62.6	62.4	62.0	62.4	0.00	-0.01	0.00
2006/11/28	08:30:00	83.8	83.1	81.3	77.6	76.5	80.1	83.0	-75.5	80.6	80.7	74.3	79.0	62.8	62.4	62.4	62.4	0.00	-0.01	0.00
2006/11/28	08:31:00	83.6	82.8	81.0	77.4	76.0	79.6	82.6	-78.1	80.1	80.1	74.3	78.9	61.2	59.8	60.9	60.4	-0.10	-0.01	0.00
2006/11/28	08:32:00	83.5	82.8	80.6	77.0	75.8	79.0	82.1	-80.8	79.6	79.6	74.1	78.8	59.1	59.4	58.6	59.3	-0.10	0.00	0.00
2006/11/28	08:33:00	83.4	82.6	80.3	76.7	75.1	78.5	81.9	-75.8	78.9	79.2	74.0	78.5	56.8	57.5	56.4	56.2	-0.10	0.00	0.00
2006/11/28	08:34:00	83.3	82.4	80.5	76.6	75.1	78.6	81.8	-76.8	79.0	79.1	73.8	78.2	57.1	57.8	56.6	56.4	0.00	0.00	0.00
2006/11/28	08:35:00	83.2	82.3	80.3	76.5	75.1	78.6	81.6	-84.4	78.6	78.9	73.6	78.1	58.2	58.0	58.1	57.6	0.00	0.00	0.00

Test Report TR63001-07N

Appendix C

Page 103 of 128

Heat Decay Run

Date	Time	TC1	TC2	TC3	TC4	TC5	TC6	TC7	TC8	TC9	TC10	TC11	TC12	TC13	TC14	TC15	TC16	VDC	Amps	Watts
2006/11/28	08:36:00	83.2	82.4	80.3	76.5	75.1	78.6	81.6	-85.0	78.8	78.8	73.5	78.1	57.9	58.2	57.7	57.7	0.00	0.00	0.00
2006/11/28	08:37:00	83.3	82.4	80.3	76.5	74.9	78.6	81.6	-85.8	78.9	79.0	73.5	78.1	59.1	59.0	58.8	58.8	0.00	0.00	0.00
2006/11/28	08:38:00	83.3	82.4	80.3	76.5	74.9	78.7	81.6	-85.5	79.0	79.0	73.5	78.1	59.9	60.0	59.4	59.1	0.00	0.00	0.00
2006/11/28	08:39:00	83.4	82.4	80.5	76.7	75.4	79.0	81.8	-85.6	79.2	79.3	73.7	78.3	60.9	60.6	59.8	59.8	-0.10	0.00	0.00
2006/11/28	08:40:00	83.4	82.6	80.5	76.7	75.4	79.0	81.8	-85.8	79.3	79.3	73.7	78.3	61.1	60.8	60.4	60.2	-0.10	0.00	0.00
2006/11/28	08:41:00	83.4	82.6	80.6	76.8	75.6	79.1	81.9	-70.0	79.3	79.4	73.7	78.3	61.3	61.1	60.8	60.8	-0.10	0.00	0.00
2006/11/28	08:42:00	83.5	82.6	80.7	76.8	75.6	79.2	82.1	-75.9	79.4	79.6	73.8	78.3	61.6	61.9	61.2	61.0	-0.10	0.00	0.00
2006/11/28	08:43:00	83.5	82.6	80.7	76.8	75.6	79.2	82.1	-76.0	79.6	79.6	73.8	78.5	62.0	61.9	61.4	61.6	-0.10	0.00	0.00
2006/11/28	08:44:00	83.5	82.6	80.8	76.9	75.8	79.3	82.1	-78.3	79.6	79.6	73.9	78.5	62.1	61.7	61.7	61.5	-0.10	-0.01	0.00
2006/11/28	08:45:00	83.5	82.6	80.9	77.0	75.8	79.4	82.1	-78.1	79.6	79.8	73.8	78.6	62.2	62.1	61.7	61.8	-0.10	0.00	0.00
2006/11/28	08:46:00	83.5	82.6	80.8	76.9	75.8	79.3	82.1	-72.3	79.6	79.8	73.9	78.6	62.2	61.9	61.8	61.8	-0.10	0.00	0.00
2006/11/28	08:47:00	83.5	82.6	80.8	76.9	75.6	79.2	82.1	-73.8	79.6	79.6	73.9	78.6	62.2	61.5	61.8	61.4	-0.10	0.00	0.00
2006/11/28	08:48:00	83.5	82.6	80.8	76.9	75.6	79.2	82.1	-76.7	79.4	79.6	73.7	78.5	62.2	61.8	61.9	61.6	-0.10	0.00	0.00
2006/11/28	08:49:00	83.4	82.6	80.7	76.8	75.6	79.3	82.1	-83.8	79.4	79.6	73.8	78.5	62.0	61.6	61.9	61.4	-0.10	0.00	0.00
2006/11/28	08:50:00	83.5	82.6	80.8	76.9	75.8	79.3	82.1	-85.3	79.6	79.6	73.8	78.5	62.0	61.6	61.7	61.3	0.00	0.00	0.00
2006/11/28	08:51:00	83.4	82.6	80.8	76.9	75.8	79.3	82.1	-84.7	79.6	79.6	73.7	78.5	62.1	62.3	61.8	61.6	0.00	0.00	0.00
2006/11/28	08:52:00	83.4	82.6	80.7	76.9	75.8	79.3	82.1	-84.7	79.6	79.6	73.8	78.5	62.2	62.0	61.8	61.5	0.00	0.00	0.00
2006/11/28	08:53:00	83.5	82.6	80.8	76.9	75.6	79.3	82.1	-85.1	79.6	79.6	73.8	78.5	62.2	61.6	61.8	61.5	-0.10	0.00	0.00
2006/11/28	08:54:00	83.3	82.6	80.7	76.7	75.6	79.2	81.9	-84.9	79.4	79.6	73.7	78.5	62.1	61.8	61.7	61.3	0.00	0.00	0.00
2006/11/28	08:55:00	83.4	82.6	80.7	76.8	75.6	79.2	81.9	-84.5	79.4	79.6	73.7	78.5	61.9	61.3	61.7	61.2	-0.10	0.00	0.00
2006/11/28	08:56:00	83.3	82.4	80.6	76.8	75.6	79.2	81.9	-85.0	79.4	79.6	73.7	78.5	62.0	61.9	61.6	61.4	-0.10	0.00	0.00
2006/11/28	08:57:00	83.4	82.6	80.7	76.9	75.6	79.3	82.1	-82.8	79.6	79.6	73.6	78.5	61.8	62.1	61.5	61.4	-0.10	0.00	0.00
2006/11/28	08:58:00	83.3	82.6	80.6	76.9	75.6	79.2	81.9	-85.0	79.4	79.6	73.7	78.5	62.0	61.8	61.4	61.4	-0.10	0.00	0.00
2006/11/28	08:59:00	83.3	82.6	80.6	76.8	75.6	79.1	81.9	-74.2	79.6	79.6	73.6	78.5	61.8	61.7	61.3	61.3	-0.10	0.00	0.00
2006/11/28	09:00:00	83.3	82.6	80.6	76.8	75.6	79.1	81.9	-78.0	79.3	79.4	73.6	78.3	61.9	61.8	61.5	61.3	-0.10	0.00	0.00
2006/11/28	09:01:00	83.2	82.6	80.6	76.8	75.6	79.1	81.9	-78.0	79.4	79.4	73.7	78.3	61.9	61.5	61.6	61.0	-0.10	0.00	0.00
2006/11/28	09:02:00	83.3	82.6	80.6	76.8	75.6	79.1	81.9	-84.5	79.4	79.6	73.6	78.5	61.9	61.5	61.5	60.9	-0.10	0.00	0.00
2006/11/28	09:03:00	83.3	82.6	80.7	76.9	75.8	79.3	82.1	-84.9	79.6	79.6	73.7	78.5	62.1	62.0	61.6	61.2	-0.10	0.00	0.00
2006/11/28	09:04:00	83.3	82.6	80.7	76.9	75.6	79.2	82.1	-85.3	79.6	79.6	73.6	78.5	62.0	61.5	61.6	61.2	-0.10	0.00	0.00
2006/11/28	09:05:00	83.3	82.6	80.7	77.0	75.8	79.2	82.1	-85.5	79.6	79.6	73.6	78.5	61.8	61.5	61.6	61.4	-0.10	0.00	0.00
2006/11/28	09:06:00	83.3	82.6	80.7	76.9	75.8	79.3	82.1	-84.9	79.6	79.8	73.7	78.5	62.0	61.7	61.7	61.4	0.00	0.00	0.00
2006/11/28	09:07:00	83.3	82.6	80.7	76.9	75.6	79.3	82.1	-84.8	79.4	79.6	73.7	78.5	62.0	61.1	61.8	61.3	0.00	0.00	0.00
2006/11/28	09:08:00	83.3	82.6	80.7	76.9	75.6	79.2	82.1	-84.5	79.6	79.6	73.7	78.5	61.9	61.1	61.6	61.1	0.00	0.00	0.00
2006/11/28	09:09:00	83.3	82.6	80.7	77.0	75.8	79.3	82.1	-81.2	79.4	79.8	73.6	78.5	61.9	61.5	61.6	61.2	0.00	0.00	0.00
2006/11/28	09:10:00	83.3	82.6	80.7	76.9	75.6	79.3	82.1	-84.2	79.6	79.6	73.6	78.3	61.9	61.7	61.7	61.2	0.00	0.00	0.00
2006/11/28	09:11:00	83.3	82.6	80.7	76.9	75.8	79.3	82.1	-81.1	79.6	79.6	73.6	78.5	62.0	62.4	61.8	61.7	0.00	0.00	0.00
2006/11/28	09:12:00	83.3	82.6	80.8	77.0	75.8	79.4	82.1	-83.7	79.8	79.8	73.5	78.5	62.0	62.2	61.9	62.0	0.00	0.00	0.00
2006/11/28	09:13:00	83.4	82.6	80.8	77.0	76.0	79.3	82.1	-83.7	79.6	79.8	73.7	78.5	62.2	61.9	61.7	61.5	0.00	0.00	0.00
2006/11/28	09:14:00	83.4	82.6	80.7	77.0	75.8	79.3	82.1	-82.9	79.6	79.8	73.6	78.5	61.9	61.9	61.7	61.4	0.00	0.00	0.00
2006/11/28	09:15:00	83.3	82.6	80.6	76.9	75.8	79.2	82.1	-83.3	79.4	79.6	73.6	78.5	62.1	61.6	61.5	61.3	0.00	0.00	0.00
2006/11/28	09:16:00	83.2	82.6	80.5	76.7	75.6	79.0	81.8	-84.0	79.3	79.4	73.6	78.3	61.9	61.4	61.6	60.9	0.00	0.00	0.00
2006/11/28	09:17:00	83.2	82.4	80.5	76.7	75.6	79.0	81.8	-82.2	79.3	79.4	73.6	78.3	62.0	61.7	61.7	61.2	0.00	0.00	0.00
2006/11/28	09:18:00	83.2	82.4	80.5	76.7	75.4	79.0	81.8	-83.7	79.3	79.4	73.6	78.3	61.8	61.2	61.5	60.9	0.00	0.00	0.00
2006/11/28	09:19:00	83.2	82.4	80.5	76.7	75.6	79.1	81.8	-82.8	79.3	79.4	73.5	78.3	61.8	61.5	61.6	61.1	0.00	0.00	0.00
2006/11/28	09:20:00	83.2	82.4	80.5	76.7	75.4	79.0	81.8	-83.3	79.3	79.3	73.5	78.3	61.6	61.4	61.5	61.1	0.00	0.00	0.00
2006/11/28	09:21:00	83.2	82.4	80.3	76.7	75.4	79.0	81.8	-84.2	79.2	79.3	73.5	78.3	61.6	60.9	61.1	60.9	0.00	0.00	0.00
2006/11/28	09:22:00	83.2	82.4	80.5	76.7	75.3	79.0	81.8	-83.6	79.1	79.3	73.6	78.3	61.7	60.9	61.3	60.6	0.00	0.00	0.00
2006/11/28	09:23:00	83.2	82.4	80.5	76.7	75.6	79.0	81.8	-83.1	79.2	79.4	73.6	78.3	61.6	61.4	61.5	60.9	0.00	0.00	0.00
2006/11/28	09:24:00	83.2	82.4	80.3	76.7	75.6	78.9	81.8	-84.0	79.0	79.4	73.6	78.3	61.7	60.8	61.3	60.4	0.00	0.00	0.00
2006/11/28	09:25:00	83.2	82.6	80.5	76.8	75.6	78.7	81.9	-84.2	79.1	79.3	73.7	78.3	61.0	61.0	60.6	59.8	0.00	0.00	0.00
2006/11/28	09:26:00	83.2	82.6	80.6	76.8	75.6	79.0	81.9	-84.0	79.1	79.4	73.7	78.5	61.2	60.6	60.9	60.2	0.00	0.00	0.00
2006/11/28	09:27:00	83.2	82.4	80.6	76.8	75.6	79.1	81.9	-84.0	79.1	79.4	73.6	78.3	61.4	60.9	61.1	60.6	0.00	0.00	0.00
2006/11/28	09:28:00	83.2	82.4	80.5	76.7	75.3	78.9	81.7	-78.3	79.0	79.2	73.7	78.3	60.0	59.0	59.6	59.2	0.00	0.00	0.00
2006/11/28	09:29:00	83.2	82.3	80.5	76.7	75.3	78.9	81.7	-85.4	79.1	79.2	73.6	78.3	60.0	59.8	59.7	59.5	0.00	0.00	0.00
2006/11/28	09:30:00	83.2	82.3	80.5	76.7	75.3	78.9	81.8	-75.2	79.1	79.3	73.6	78.3	60.6	60.1	60.4	59.8	0.00	0.00	0.00
2006/11/28	09:31:00	83.2	82.3	80.5	76.7	75.4	79.0	81.8	-84.0	79.1	79.3	73.5	78.2	61.0	60.4	60.6	60.2	0.00	0.00	0.00
2006/11/28	09:32:00	83.2	82.3	80.5	76.7	75.3	79.0	81.8	-84.7	79.2	79.3	73.5	78.2	61.1	60.4	60.9	60.2	0.00	0.00	0.00
2006/11/28	09:33:00	83.2	82.3	80.5	76.7	75.4	79.0	81.9	-84.9	79.1	79.3	73.6	78.3	60.9	60.6	61.2	60.0	0.00	0.00	0.00

Test Report TR63001-07N

Appendix C

Page 104 of 128

Heat Decay Run

Date	Time	TC1	TC2	TC3	TC4	TC5	TC6	TC7	TC8	TC9	TC10	TC11	TC12	TC13	TC14	TC15	TC16	VDC	Amps	Watts
2006/11/28	09:34:00	83.3	82.4	80.6	76.8	75.6	79.1	82.1	-85.8	79.3	79.6	73.6	78.3	60.8	60.9	61.2	60.6	0.00	0.00	0.00
2006/11/28	09:35:00	83.3	82.4	80.6	76.8	75.6	79.2	82.1	-83.3	79.3	79.6	73.6	78.3	61.3	60.9	61.2	60.4	0.00	0.00	0.00
2006/11/28	09:36:00	83.3	82.4	80.7	76.9	75.6	79.3	82.1	-81.3	79.6	79.6	73.6	78.3	61.3	61.2	61.2	60.8	0.00	0.00	0.00
2006/11/28	09:37:00	83.3	82.4	80.7	76.8	75.6	79.2	82.1	-85.8	79.3	79.6	73.6	78.3	61.6	60.8	61.3	60.6	-0.10	0.00	0.00
2006/11/28	09:38:00	83.3	82.4	80.6	76.8	75.6	79.2	82.1	-85.1	79.4	79.6	73.6	78.3	61.6	60.9	61.3	60.9	0.00	0.00	0.00
2006/11/28	09:39:00	83.2	82.4	80.6	76.7	75.4	79.1	82.1	-85.6	79.4	79.4	73.6	78.3	61.5	61.0	61.2	60.6	-0.10	0.00	0.00
2006/11/28	09:40:00	83.2	82.4	80.6	76.7	75.6	79.1	82.1	-85.5	79.3	79.4	73.5	78.3	61.5	60.8	61.2	60.8	-0.10	0.00	0.00
2006/11/28	09:41:00	83.2	82.4	80.6	76.8	75.6	79.2	82.1	-73.5	79.3	79.4	73.5	78.2	61.4	60.4	61.1	60.4	-0.10	0.00	0.00
2006/11/28	09:42:00	83.3	82.4	80.6	76.8	75.6	79.2	82.1	-84.0	79.4	79.4	73.5	78.2	61.3	60.6	61.1	60.6	-0.10	0.00	0.00
2006/11/28	09:43:00	83.2	82.4	80.6	76.8	75.6	79.1	82.1	-84.5	79.3	79.3	73.5	78.2	61.4	60.6	61.1	60.2	-0.10	-0.01	0.00
2006/11/28	09:44:00	83.2	82.4	80.6	76.8	75.6	79.1	82.1	-85.8	79.3	79.3	73.5	78.2	61.2	60.4	61.1	60.1	-0.10	-0.01	0.00
2006/11/28	09:45:00	83.3	82.6	80.7	76.9	75.8	79.2	82.3	-86.0	79.4	79.4	73.5	78.2	61.1	60.4	61.1	60.0	-0.10	-0.01	0.00
2006/11/28	09:46:00	83.4	82.6	80.8	77.1	76.0	79.3	82.3	-86.2	79.6	79.6	73.6	78.3	61.4	60.4	61.3	60.4	-0.10	-0.01	0.00
2006/11/28	09:47:00	83.3	82.6	80.6	76.9	75.8	79.2	82.1	-86.2	79.2	79.4	73.5	78.2	61.5	60.8	61.2	60.4	-0.10	-0.01	0.00
2006/11/28	09:48:00	83.0	82.3	80.1	76.4	74.9	78.3	81.5	-85.4	78.5	78.6	73.5	78.2	58.2	57.4	57.5	57.3	-0.10	-0.01	0.00
2006/11/28	09:49:00	83.0	82.3	79.9	76.4	74.9	78.1	81.5	-87.8	78.2	78.5	73.5	78.0	56.2	56.1	55.6	55.9	-0.10	0.00	0.00
2006/11/28	09:50:00	83.0	82.1	80.1	76.4	74.9	78.5	81.5	-89.1	78.7	78.8	73.3	77.8	57.3	56.4	56.9	56.6	-0.10	-0.01	0.00
2006/11/28	09:51:00	82.8	82.1	80.1	76.4	74.9	78.5	81.4	-90.2	78.5	78.7	73.1	77.6	58.4	57.6	58.2	57.5	-0.10	-0.01	0.00
2006/11/28	09:52:00	83.0	82.1	80.1	76.4	74.9	78.6	81.5	-88.8	78.7	78.8	73.1	77.8	59.1	58.2	59.1	58.2	-0.10	-0.01	0.00
2006/11/28	09:53:00	83.0	82.1	80.1	76.4	75.1	78.6	81.6	-81.5	78.7	78.9	73.1	77.8	59.6	59.1	59.5	58.8	-0.10	-0.01	0.00
2006/11/28	09:54:00	83.0	82.1	80.3	76.5	75.1	78.7	81.7	-89.7	78.8	79.0	73.3	77.8	60.4	59.2	60.0	59.4	-0.10	-0.01	0.00
2006/11/28	09:55:00	83.1	82.3	80.3	76.5	75.1	78.6	81.7	-89.5	78.8	79.0	73.3	78.1	60.6	59.6	60.4	59.5	-0.10	0.00	0.00
2006/11/28	09:56:00	83.2	82.4	80.5	76.7	75.4	79.1	81.9	-88.0	79.2	79.3	73.3	78.1	60.9	60.4	60.9	59.8	-0.10	-0.01	0.00
2006/11/28	09:57:00	83.2	82.4	80.6	76.8	75.6	79.1	82.1	-89.5	79.2	79.3	73.6	78.3	60.8	60.1	60.8	60.0	0.00	0.00	0.00
2006/11/28	09:58:00	83.2	82.4	80.6	76.8	75.6	79.1	82.1	-89.8	79.2	79.3	73.5	78.3	61.1	60.4	60.8	60.4	-0.10	0.00	0.00
2006/11/28	09:59:00	83.2	82.4	80.6	76.8	75.6	79.1	82.1	-84.0	79.3	79.3	73.3	78.3	61.4	60.8	61.1	60.4	0.00	0.00	0.00
2006/11/28	10:00:00	83.2	82.4	80.6	76.7	75.4	79.1	82.1	-87.0	79.2	79.3	73.3	78.2	61.4	61.0	61.1	60.8	-0.10	-0.01	0.00
2006/11/28	10:01:00	83.1	82.3	80.5	76.7	75.4	79.0	81.9	-88.3	79.3	79.2	73.3	78.2	61.3	61.0	61.1	60.6	0.00	0.00	0.00
2006/11/28	10:02:00	83.1	82.3	80.5	76.7	75.4	79.0	81.9	-90.5	79.2	79.2	73.3	78.1	61.1	60.1	61.0	60.1	0.00	-0.01	0.00
2006/11/28	10:03:00	83.0	82.3	80.5	76.7	75.4	79.0	81.9	-90.5	79.0	79.2	73.3	78.2	61.2	60.4	61.0	60.2	-0.10	0.00	0.00
2006/11/28	10:04:00	82.8	82.3	80.5	76.7	75.3	78.9	81.9	-90.4	79.0	79.1	73.3	78.2	61.2	60.6	61.0	60.1	-0.10	0.00	0.00
2006/11/28	10:05:00	83.0	82.3	80.3	76.8	75.4	79.0	81.9	-89.9	79.2	79.2	73.3	78.1	61.4	60.9	61.2	60.4	-0.10	-0.01	0.00
2006/11/28	10:06:00	83.0	82.4	80.5	76.7	75.4	79.0	81.9	-89.1	79.1	79.2	73.3	78.2	61.5	60.9	61.2	60.6	-0.10	0.00	0.00
2006/11/28	10:07:00	83.0	82.3	80.5	76.8	75.6	79.0	81.9	-90.9	79.1	79.1	73.3	78.2	61.5	61.1	61.3	60.6	0.00	0.00	0.00
2006/11/28	10:08:00	83.0	82.3	80.3	76.7	75.6	78.9	81.9	-90.9	79.0	79.1	73.3	78.1	61.4	60.9	61.2	60.4	0.00	0.00	0.00
2006/11/28	10:09:00	83.0	82.3	80.5	76.7	75.6	78.9	81.8	-77.3	79.1	79.0	73.3	78.1	61.4	60.9	61.2	60.4	-0.10	0.00	0.00
2006/11/28	10:10:00	82.8	82.3	80.3	76.6	75.4	78.9	81.8	-90.9	79.0	79.0	73.3	78.1	61.4	61.2	61.2	60.6	0.00	0.00	0.00
2006/11/28	10:11:00	82.8	82.3	80.3	76.6	75.4	78.9	81.7	-90.9	78.9	78.9	73.1	78.0	61.5	60.8	61.1	60.6	0.00	0.00	0.00
2006/11/28	10:12:00	82.8	82.3	80.3	76.5	75.4	78.9	81.7	-84.7	78.9	78.9	73.1	78.0	61.1	60.9	60.9	60.4	0.00	0.00	0.00
2006/11/28	10:13:00	82.6	82.1	79.9	76.4	74.9	78.6	81.5	-90.3	78.6	78.6	73.1	77.8	59.8	58.1	59.0	58.6	-0.10	-0.01	0.00
2006/11/28	10:14:00	82.6	82.1	80.1	76.4	75.1	78.5	81.5	-90.5	78.5	78.5	72.9	77.8	59.7	58.6	58.8	58.6	0.00	0.00	0.00
2006/11/28	10:15:00	82.6	82.1	80.1	76.4	75.1	78.6	81.5	-85.1	78.8	78.7	72.9	77.8	60.1	59.9	59.9	59.5	0.00	0.00	0.00
2006/11/28	10:16:00	82.6	82.1	80.1	76.4	75.3	78.7	81.5	-91.0	78.8	78.7	72.9	77.8	60.4	61.0	60.2	60.1	0.00	0.00	0.00
2006/11/28	10:17:00	82.6	82.1	80.1	76.4	75.3	78.8	81.5	-90.8	78.9	78.8	73.1	77.8	61.3	61.6	61.0	60.6	0.00	0.00	0.00
2006/11/28	10:18:00	82.8	82.1	80.1	76.5	75.3	78.8	81.6	-85.8	78.9	78.9	73.1	77.8	61.5	61.1	61.0	60.6	0.00	-0.01	0.00
2006/11/28	10:19:00	82.8	82.1	80.3	76.6	75.3	78.9	81.7	-80.0	79.0	79.0	73.3	78.0	61.7	61.8	61.3	61.0	-0.10	0.00	0.00
2006/11/28	10:20:00	82.6	82.1	80.1	76.3	74.9	78.6	81.4	-79.7	78.5	78.7	73.1	77.8	60.4	59.8	60.2	59.4	0.00	0.00	0.00
2006/11/28	10:21:00	82.4	81.9	79.6	76.0	74.6	77.8	81.1	-75.5	78.0	78.1	73.1	77.8	57.6	58.0	56.9	56.6	0.00	0.00	0.00
2006/11/28	10:22:00	82.4	81.8	79.8	75.8	74.3	77.8	81.0	-80.6	78.0	78.1	72.8	77.6	57.6	58.1	56.9	56.4	0.00	0.00	0.00
2006/11/28	10:23:00	82.4	81.7	79.6	75.8	74.4	78.0	81.0	-91.8	78.0	78.1	72.7	77.3	57.9	58.4	57.7	57.8	0.00	0.00	0.00
2006/11/28	10:24:00	82.4	81.7	79.8	76.0	74.6	78.1	81.0	-91.5	78.1	78.2	72.8	77.3	59.3	58.6	58.6	58.0	0.00	0.00	0.00
2006/11/28	10:25:00	82.4	81.7	79.6	75.8	74.6	78.1	81.0	-88.1	78.3	78.2	72.7	77.4	59.6	59.7	59.5	59.0	0.00	0.00	0.00
2006/11/28	10:26:00	82.6	81.8	79.8	76.1	74.8	78.3	81.2	-74.8	78.3	78.3	72.8	77.6	60.4	60.4	60.1	59.5	0.00	0.00	0.00
2006/11/28	10:27:00	82.6	81.9	79.9	76.2	74.9	78.5	81.3	-91.0	78.5	78.5	72.9	77.6	60.8	60.6	60.4	59.9	-0.10	0.00	0.00
2006/11/28	10:28:00	82.6	81.9	79.9	76.2	75.1	78.5	81.3	-85.3	78.5	78.5	73.1	77.8	60.8	60.6	60.6	60.1	-0.10	0.00	0.00
2006/11/28	10:29:00	82.6	81.9	79.9	76.2	75.1	78.5	81.3	-86.3	78.5	78.6	72.9	77.6	61.2	60.6	61.0	60.2	-0.10	-0.01	0.00
2006/11/28	10:30:00	82.6	82.1	80.1	76.3	75.1	78.6	81.4	-81.0	78.6	78.6	73.1	77.8	61.5	61.0	61.2	60.6	0.00	0.00	0.00
2006/11/28	10:31:00	82.8	82.1	80.1	76.4	75.3	78.6	81.5	-89.8	78.7	78.7	73.1	77.8	61.4	60.9	61.2	60.4	0.00	0.00	0.00

Test Report TR63001-07N

Appendix C

Page 105 of 128

Heat Decay Run

Date	Time	TC1	TC2	TC3	TC4	TC5	TC6	TC7	TC8	TC9	TC10	TC11	TC12	TC13	TC14	TC15	TC16	VDC	Amps	Watts
2006/11/28	10:32:00	82.8	82.1	80.1	76.4	75.1	78.7	81.5	-88.6	78.8	78.8	73.1	78.0	61.5	61.3	61.3	60.6	0.00	0.00	0.00
2006/11/28	10:33:00	82.8	82.1	80.1	76.4	75.1	78.7	81.5	-89.8	78.6	78.7	73.1	77.8	61.6	61.0	61.3	60.4	-0.10	0.00	0.00
2006/11/28	10:34:00	82.8	82.1	80.1	76.3	75.3	78.7	81.4	-89.8	78.6	78.7	73.1	77.8	61.6	61.5	61.3	60.6	-0.10	0.00	0.00
2006/11/28	10:35:00	82.8	82.1	80.1	76.3	75.1	78.7	81.4	-89.8	78.6	78.7	73.1	77.8	61.5	61.1	61.4	60.4	-0.10	-0.01	0.00
2006/11/28	10:36:00	82.8	82.1	80.1	76.4	75.3	78.7	81.5	-90.0	78.7	78.7	73.1	77.8	61.6	61.2	61.5	60.4	-0.10	-0.01	0.00
2006/11/28	10:37:00	82.8	82.1	80.1	76.4	75.1	78.8	81.5	-89.9	78.7	78.7	73.1	77.8	61.6	61.5	61.5	60.8	-0.10	0.00	0.00
2006/11/28	10:38:00	82.8	82.1	80.1	76.4	75.1	78.7	81.5	-89.8	78.7	78.7	73.1	77.8	61.7	61.2	61.2	60.6	-0.10	0.00	0.00
2006/11/28	10:39:00	82.8	82.1	80.1	76.4	75.3	78.8	81.6	-89.5	78.8	78.8	73.1	77.8	61.9	61.4	61.4	61.0	-0.10	-0.01	0.00
2006/11/28	10:40:00	82.8	82.1	80.1	76.4	75.1	78.8	81.6	-89.1	78.8	78.8	73.1	77.8	61.7	61.2	61.5	60.6	-0.10	-0.01	0.00
2006/11/28	10:41:00	82.8	82.1	80.1	76.3	75.1	78.7	81.6	-88.8	78.7	78.8	73.1	77.8	61.7	61.2	61.5	60.9	-0.10	-0.01	0.00
2006/11/28	10:42:00	82.6	82.1	80.1	76.4	75.3	78.8	81.6	-83.6	78.8	78.8	73.1	77.8	61.8	61.4	61.5	60.9	-0.10	-0.01	0.00
2006/11/28	10:43:00	82.8	82.1	80.3	76.4	75.3	78.9	81.6	-85.5	78.9	78.9	73.1	78.0	62.0	61.7	61.6	61.2	-0.10	-0.01	0.00
2006/11/28	10:44:00	82.8	82.1	80.3	76.4	75.3	78.9	81.7	-88.8	78.9	78.9	73.1	78.0	62.0	61.6	61.7	61.4	-0.10	-0.01	0.00
2006/11/28	10:45:00	82.8	82.1	80.1	76.4	75.3	78.9	81.6	-86.7	78.9	78.8	73.1	78.0	62.1	61.6	61.8	61.3	-0.10	-0.01	0.00
2006/11/28	10:46:00	82.8	82.1	80.3	76.5	75.4	79.0	81.7	-88.0	79.0	78.9	73.1	77.8	62.1	61.6	61.9	61.4	-0.10	-0.01	0.00
2006/11/28	10:47:00	82.8	82.1	80.3	76.5	75.3	78.9	81.7	-79.9	78.9	78.9	73.1	78.0	62.1	61.6	61.9	61.4	-0.10	-0.01	0.00
2006/11/28	10:48:00	82.8	82.1	80.3	76.4	75.3	79.0	81.7	-87.4	78.9	78.9	73.1	78.0	62.1	61.6	61.8	61.4	-0.10	-0.01	0.00
2006/11/28	10:49:00	82.8	82.1	80.3	76.4	75.3	79.0	81.7	-86.9	78.9	78.9	73.1	78.0	62.1	61.5	61.8	61.2	-0.10	-0.01	0.00
2006/11/28	10:50:00	82.8	82.1	80.3	76.5	75.3	78.9	81.7	-87.2	78.9	78.9	73.1	78.0	62.0	61.6	61.8	61.2	-0.10	-0.01	0.00
2006/11/28	10:51:00	82.8	82.1	80.1	76.4	75.3	78.8	81.6	-78.3	78.8	78.8	73.1	78.0	62.2	61.7	61.7	61.3	-0.10	-0.01	0.00
2006/11/28	10:52:00	82.8	82.1	80.3	76.4	75.3	78.8	81.6	-78.7	78.9	78.8	73.1	77.8	62.0	61.6	61.8	61.3	-0.10	-0.01	0.00
2006/11/28	10:53:00	82.8	82.1	80.3	76.5	75.3	78.9	81.7	-81.5	79.0	78.9	73.1	77.8	62.0	61.9	61.6	61.3	-0.10	-0.01	0.00
2006/11/28	10:54:00	82.8	82.1	80.3	76.5	75.3	79.0	81.7	-86.7	79.0	78.9	73.1	77.8	61.9	61.3	61.6	61.1	-0.10	-0.01	0.00
2006/11/28	10:55:00	82.6	82.1	80.1	76.4	75.3	78.8	81.6	-86.5	78.7	78.8	72.9	77.8	61.8	61.2	61.5	61.1	-0.10	-0.01	0.00
2006/11/28	10:56:00	82.6	82.1	80.1	76.4	75.3	78.9	81.6	-85.5	78.9	78.9	73.1	78.0	61.8	61.4	61.5	61.3	-0.10	-0.01	0.00
2006/11/28	10:57:00	82.6	82.1	80.1	76.5	75.3	78.8	81.7	-82.9	78.7	78.9	73.1	78.0	61.2	60.4	60.9	60.4	-0.10	-0.01	0.00
2006/11/28	10:58:00	82.6	82.1	80.1	76.5	75.3	78.7	81.7	-84.8	78.9	78.9	73.1	78.0	60.6	60.6	60.6	60.1	-0.10	-0.01	0.00
2006/11/28	10:59:00	82.6	82.1	80.1	76.7	75.6	79.1	81.9	-85.8	79.1	79.2	73.3	78.1	60.9	60.6	61.0	60.4	-0.10	0.00	0.00
2006/11/28	11:00:00	82.8	82.3	80.3	76.7	75.4	79.1	81.9	-86.8	79.2	79.2	73.1	78.1	61.4	61.0	61.3	60.8	-0.10	-0.01	0.00
2006/11/28	11:01:00	82.8	82.3	80.3	76.7	75.4	79.1	81.9	-74.8	79.2	79.2	73.1	78.1	61.6	61.4	61.4	61.3	-0.10	0.00	0.00
2006/11/28	11:02:00	82.8	82.3	80.3	76.7	75.6	79.2	81.9	-85.6	78.6	79.0	73.1	78.0	61.1	59.9	61.3	59.9	-0.10	0.00	0.00
2006/11/28	11:03:00	82.6	82.1	80.1	76.4	75.1	78.7	81.6	-85.6	78.6	79.0	73.1	77.8	59.5	59.1	59.2	58.9	-0.10	0.00	0.00
2006/11/28	11:04:00	82.6	81.9	79.9	76.3	74.9	78.5	81.5	-87.2	78.6	78.7	72.9	77.8	59.7	59.2	59.3	59.2	-0.10	0.00	0.00
2006/11/28	11:05:00	82.6	81.9	80.1	76.2	74.9	78.5	81.4	-86.8	78.6	78.7	72.9	77.6	60.4	59.8	60.1	59.6	-0.10	0.00	0.00
2006/11/28	11:06:00	82.6	81.8	79.9	76.2	74.9	78.6	81.4	-78.0	78.7	78.3	72.8	77.6	59.7	58.1	59.5	57.8	-0.10	-0.01	0.00
2006/11/28	11:07:00	82.6	81.8	79.8	76.1	74.5	78.2	81.2	-87.9	78.2	78.3	72.8	77.4	57.9	57.9	57.1	56.8	-0.10	0.00	0.00
2006/11/28	11:08:00	82.3	81.7	79.6	75.8	74.4	77.8	81.0	-88.4	78.0	78.1	72.8	77.3	57.6	57.9	57.3	57.5	-0.10	0.00	0.00
2006/11/28	11:09:00	82.3	81.7	79.8	76.0	74.6	78.2	81.1	-90.0	78.2	78.3	72.7	77.3	58.9	58.4	58.6	58.1	-0.10	0.00	0.00
2006/11/28	11:10:00	82.3	81.6	79.6	76.0	74.6	78.2	81.1	-90.0	78.2	78.3	72.7	77.3	59.5	58.9	59.2	58.4	-0.10	-0.01	0.00
2006/11/28	11:11:00	82.4	81.7	79.8	76.1	74.7	78.3	81.1	-90.0	78.3	78.5	72.8	77.4	60.0	59.2	59.8	58.9	-0.10	-0.01	0.00
2006/11/28	11:12:00	82.6	81.8	79.8	76.2	74.8	78.3	81.3	-90.0	78.3	78.3	72.8	77.4	60.2	59.6	59.9	59.2	-0.10	-0.01	0.00
2006/11/28	11:13:00	82.4	81.8	79.8	76.1	74.9	78.3	81.2	-90.7	78.3	78.5	72.8	77.6	60.4	59.7	60.0	59.3	-0.10	-0.01	0.00
2006/11/28	11:14:00	82.4	81.8	79.8	76.1	74.8	78.3	81.3	-87.5	78.3	78.5	72.8	77.6	60.6	60.0	60.6	59.7	-0.10	-0.01	0.00
2006/11/28	11:15:00	82.6	81.8	79.8	76.2	75.1	78.5	81.3	-84.0	78.5	78.5	72.8	77.6	60.9	59.8	60.6	59.8	0.00	-0.01	0.00
2006/11/28	11:16:00	82.6	81.9	79.9	76.3	75.1	78.6	81.3	-90.8	78.5	78.6	72.9	77.6	60.9	60.1	60.6	59.8	-0.10	-0.01	0.00
2006/11/28	11:17:00	82.6	82.1	79.9	76.4	75.1	78.7	81.5	-91.1	78.6	78.7	72.8	77.6	61.0	60.1	60.6	60.1	-0.10	-0.01	0.00
2006/11/28	11:18:00	82.6	81.9	80.1	76.4	75.1	78.6	81.5	-90.9	78.6	78.7	72.8	77.6	61.2	60.1	61.0	60.1	-0.10	-0.01	0.00
2006/11/28	11:19:00	82.6	81.9	79.9	76.4	75.1	78.5	81.4	-90.8	78.6	78.6	72.8	77.6	61.1	59.8	60.8	60.1	-0.10	-0.01	0.00
2006/11/28	11:20:00	82.4	81.9	79.9	76.3	75.1	78.5	81.3	-91.5	78.5	78.5	72.8	77.6	61.0	59.9	60.8	60.2	-0.10	-0.01	0.00
2006/11/28	11:21:00	82.4	81.8	79.8	76.2	75.1	78.5	81.3	-91.5	78.5	78.5	72.8	77.6	61.0	59.8	60.6	60.1	-0.10	-0.01	0.00
2006/11/28	11:22:00	82.4	81.8	79.8	76.2	75.1	78.3	81.3	-92.0	78.6	78.6	72.8	77.6	61.1	59.9	60.9	59.9	-0.10	0.00	0.00
2006/11/28	11:23:00	82.4	81.9	79.9	76.3	75.1	78.5	81.5	-91.6	78.6	78.6	72.8	77.6	61.0	60.4	61.0	60.2	-0.10	-0.01	0.00
2006/11/28	11:24:00	82.4	81.8	79.8	76.3	75.1	78.5	81.4	-92.7	78.5	78.5	72.8	77.6	61.0	60.2	60.9	59.9	-0.10	-0.01	0.00
2006/11/28	11:25:00	82.4	81.8	79.8	76.2	75.1	78.3	81.4	-93.8	78.5	78.5	72.8	77.6	60.9	60.2	60.6	59.7	-0.10	0.00	0.00
2006/11/28	11:26:00	82.3	81.8	79.8	76.2	74.9	78.2	81.4	-93.9	78.5	78.5	72.8	77.6	60.9	59.8	60.6	59.9	0.00	0.00	0.00
2006/11/28	11:27:00	82.4	81.7	79.8	76.2	75.1	78.5	81.4	-94.8	78.5	78.6	72.8	77.6	61.0	60.2	60.9	60.0	0.00	0.00	0.00
2006/11/28	11:28:00	82.3	81.7	79.8	76.2	75.1	78.5	81.4	-94.5	78.6	78.6	72.7	77.6	61.1	60.2	61.0	60.2	0.00	0.00	0.00
2006/11/28	11:29:00	82.3	81.7	79.8	76.2	75.1	78.5	81.4	-94.5	78.6	78.6	72.7	77.6	61.1	60.2	61.0	60.2	0.00	0.00	0.00

Test Report TR63001-07N

Appendix C

Page 106 of 128

Heat Decay Run

Radioactive Material Transport Packaging System Safety Analysis Report
for Model AOS-025, AOS-050, and AOS-100 Transport Packages, Rev. G, July 27, 2012 (Docket No. 71-9316) 3-781

Date	Time	TC1	TC2	TC3	TC4	TC5	TC6	TC7	TC8	TC9	TC10	TC11	TC12	TC13	TC14	TC15	TC16	VDC	Amps	Watts
2006/11/28	11:30:00	82.3	81.7	79.8	76.2	75.1	78.5	81.3	-93.0	78.5	78.6	72.8	77.6	61.1	60.6	60.8	60.0	0.00	0.00	0.00
2006/11/28	11:31:00	82.3	81.7	79.8	76.2	75.1	78.5	81.3	-94.5	78.5	78.6	72.7	77.6	61.1	60.6	60.9	59.9	0.00	0.00	0.00
2006/11/28	11:32:00	82.3	81.7	79.8	76.2	74.9	78.6	81.4	-93.7	78.6	78.6	72.7	77.6	61.0	60.6	60.9	60.4	0.00	0.00	0.00
2006/11/28	11:33:00	82.3	81.7	79.8	76.2	75.1	78.6	81.3	-92.3	78.6	78.6	72.7	77.6	61.0	60.4	60.9	60.2	0.00	0.00	0.00
2006/11/28	11:34:00	82.3	81.7	79.8	76.2	75.1	78.6	81.4	-95.0	78.5	78.6	72.7	77.6	61.1	61.1	60.9	60.2	0.00	0.00	0.00
2006/11/28	11:35:00	82.3	81.7	79.8	76.2	74.9	78.6	81.4	-95.3	78.6	78.6	72.8	77.6	61.3	60.1	60.9	60.2	0.00	0.00	0.00
2006/11/28	11:36:00	82.3	81.8	79.8	76.2	75.1	78.6	81.4	-94.8	78.6	78.6	72.8	77.6	61.3	60.1	60.9	60.2	0.00	0.00	0.00
2006/11/28	11:37:00	82.3	81.7	79.8	76.2	75.1	78.3	81.3	-94.3	78.5	78.5	72.8	77.6	61.2	60.1	60.9	60.1	0.00	0.00	0.00
2006/11/28	11:38:00	82.3	81.6	79.8	76.1	74.9	78.3	81.2	-91.1	78.5	78.3	72.6	77.3	61.0	60.6	60.6	60.2	0.00	0.00	0.00
2006/11/28	11:39:00	82.3	81.6	79.6	76.0	74.9	78.3	81.2	-77.9	78.3	78.3	72.6	77.3	61.1	60.4	60.6	60.2	0.00	0.00	0.00
2006/11/28	11:40:00	82.3	81.6	79.6	76.0	74.8	78.3	81.1	-88.4	78.3	78.2	72.6	77.3	60.9	60.4	60.4	59.9	0.00	0.00	0.00
2006/11/28	11:41:00	82.3	81.5	79.6	76.0	74.8	78.3	81.1	-89.3	78.2	78.2	72.6	77.3	61.0	60.1	60.4	60.0	0.00	0.00	0.00
2006/11/28	11:42:00	82.3	81.5	79.6	75.8	74.7	78.3	81.1	-87.4	78.3	78.2	72.6	77.3	61.1	60.1	60.2	60.0	0.00	0.00	0.00
2006/11/28	11:43:00	82.3	81.5	79.6	75.8	74.7	78.3	81.1	-93.9	78.3	78.2	72.5	77.2	61.3	60.8	60.4	60.4	0.00	0.00	0.00
2006/11/28	11:44:00	82.3	81.5	79.6	75.8	74.7	78.3	81.0	-87.4	78.2	78.2	72.5	77.2	61.2	60.2	60.6	60.0	0.00	0.00	0.00
2006/11/28	11:45:00	82.3	81.4	79.6	75.8	74.7	78.2	81.0	-94.4	78.3	78.2	72.4	77.1	60.8	60.1	60.0	59.8	0.00	0.00	0.00
2006/11/28	11:46:00	82.1	81.4	79.6	75.8	74.6	78.2	81.0	-92.8	78.2	78.2	72.5	77.1	60.8	60.4	60.0	60.2	0.00	0.00	0.00
2006/11/28	11:47:00	82.1	81.5	79.6	75.8	74.7	78.2	81.1	-94.3	78.2	78.3	72.4	77.1	60.6	59.7	60.2	59.0	0.00	0.00	0.00
2006/11/28	11:48:00	82.1	81.4	79.6	75.8	74.7	78.3	81.1	-93.9	78.3	78.3	72.6	77.2	60.4	60.0	60.1	59.4	0.00	0.00	0.00
2006/11/28	11:49:00	82.1	81.5	79.6	76.0	74.7	78.3	81.2	-93.8	78.3	78.3	72.6	77.2	60.9	60.4	60.4	60.2	0.00	0.00	0.00
2006/11/28	11:50:00	82.1	81.5	79.6	76.0	74.7	78.3	81.2	-87.9	78.3	78.3	72.7	77.3	60.6	60.2	60.6	59.6	0.00	0.00	0.00
2006/11/28	11:51:00	82.3	81.6	79.6	76.2	75.1	78.3	81.4	-92.1	78.3	78.6	72.7	77.4	60.6	59.0	60.4	58.0	0.00	0.00	0.00
2006/11/28	11:52:00	82.3	81.6	79.8	76.2	75.1	78.3	81.4	-85.3	78.3	78.6	72.8	77.4	59.6	59.1	59.8	58.0	0.00	0.00	0.00
2006/11/28	11:53:00	82.3	81.7	79.9	76.3	75.1	78.7	81.5	-92.7	78.7	78.8	72.8	77.6	60.1	60.2	60.4	60.1	0.00	0.00	0.00
2006/11/28	11:54:00	82.3	81.7	79.9	76.3	75.1	78.8	81.6	-92.6	78.8	78.8	72.8	77.6	60.6	60.4	60.6	60.4	0.00	0.00	0.00
2006/11/28	11:55:00	82.3	81.7	79.8	76.2	75.1	78.8	81.5	-92.5	78.8	78.8	72.7	77.6	61.2	60.6	61.0	60.6	0.00	0.00	0.00
2006/11/28	11:56:00	82.3	81.5	79.8	76.0	74.7	78.6	81.4	-85.8	78.6	78.7	72.5	77.4	61.3	60.8	61.2	60.6	0.00	0.00	0.00
2006/11/28	11:57:00	82.3	81.5	79.6	76.0	74.7	78.6	81.3	-92.3	78.6	78.6	72.5	77.4	61.3	61.3	61.1	60.6	0.00	0.00	0.00
2006/11/28	11:58:00	82.1	81.4	79.6	75.8	74.6	78.3	81.1	-77.3	78.3	78.3	72.5	77.3	61.1	60.9	61.0	60.4	0.00	0.00	0.00
2006/11/28	11:59:00	82.1	81.4	79.6	75.8	74.6	78.3	81.1	-77.0	78.3	78.3	72.5	77.3	61.2	60.8	60.8	60.4	0.00	0.00	0.00
2006/11/28	12:00:00	82.1	81.4	79.6	75.8	74.6	78.3	81.0	-92.6	78.2	78.3	72.5	77.2	61.1	60.4	61.0	60.2	0.00	0.00	0.00
2006/11/28	12:01:00	82.1	81.4	79.6	75.8	74.6	78.3	81.0	-93.0	78.3	78.2	72.5	77.3	61.4	60.6	61.2	60.4	0.00	0.00	0.00
2006/11/28	12:02:00	82.1	81.4	79.4	75.8	74.4	78.2	80.9	-92.7	78.2	78.2	72.4	77.2	61.4	60.6	61.0	60.4	0.00	0.00	0.00
2006/11/28	12:03:00	82.1	81.4	79.4	75.8	74.5	78.2	80.9	-92.5	78.2	78.2	72.4	77.2	61.4	61.0	60.9	60.6	0.00	0.00	0.00
2006/11/28	12:04:00	82.1	81.3	79.3	75.8	74.5	78.1	81.0	-85.6	78.2	78.2	72.4	77.2	61.4	61.0	61.1	60.6	0.00	0.00	0.00
2006/11/28	12:05:00	82.1	81.3	79.3	75.6	74.5	78.2	80.9	-83.5	78.2	78.2	72.4	77.2	61.1	60.4	60.9	60.4	0.00	0.00	0.00
2006/11/28	12:06:00	81.9	81.3	79.3	75.6	74.5	78.2	80.9	-81.3	78.2	78.2	72.5	77.2	61.2	60.6	60.9	60.2	0.00	0.00	0.00
2006/11/28	12:07:00	81.9	81.3	79.3	75.6	74.5	78.1	80.9	-91.6	78.2	78.1	72.4	77.2	61.0	60.4	61.0	60.0	-0.10	0.00	0.00
2006/11/28	12:08:00	81.9	81.3	79.3	75.6	74.4	78.1	80.9	-91.8	78.1	78.1	72.3	77.0	61.2	60.6	60.6	60.2	-0.10	0.00	0.00
2006/11/28	12:09:00	81.9	81.3	79.3	75.6	74.5	78.2	80.8	-91.5	78.1	78.1	72.3	77.0	61.5	60.8	60.6	60.6	0.00	-0.01	0.00
2006/11/28	12:10:00	81.9	81.3	79.4	75.8	74.5	78.2	80.9	-91.5	78.1	78.2	72.4	77.2	61.5	61.3	61.1	60.9	-0.10	0.00	0.00
2006/11/28	12:11:00	82.1	81.4	79.4	75.8	74.6	78.3	81.0	-91.8	78.2	78.2	72.3	77.2	61.7	61.4	61.0	60.9	-0.10	-0.01	0.00
2006/11/28	12:12:00	81.9	81.3	79.4	75.8	74.7	78.2	80.9	-91.0	78.1	78.2	72.3	77.1	61.6	61.2	61.0	60.9	-0.10	-0.01	0.00
2006/11/28	12:13:00	81.9	81.4	79.4	75.8	74.8	78.3	81.0	-91.4	78.3	78.3	72.3	77.2	61.8	62.0	61.5	61.3	-0.10	-0.01	0.00
2006/11/28	12:14:00	82.1	81.4	79.6	76.0	74.9	78.5	81.1	-90.0	78.5	78.3	72.3	77.2	62.1	62.1	61.7	61.4	-0.10	-0.01	0.00
2006/11/28	12:15:00	82.1	81.4	79.6	75.8	74.8	78.3	81.1	-81.5	78.3	78.3	72.4	77.2	61.9	61.8	61.7	61.2	-0.10	-0.01	0.00
2006/11/28	12:16:00	82.1	81.3	79.4	75.8	74.6	78.2	80.9	-89.5	78.2	78.1	72.4	77.2	61.9	61.3	61.4	61.1	-0.10	-0.01	0.00
2006/11/28	12:17:00	82.1	81.3	79.4	75.8	74.7	78.3	81.0	-89.9	78.2	78.2	72.4	77.1	61.7	61.0	61.4	61.0	-0.10	-0.01	0.00
2006/11/28	12:18:00	82.1	81.3	79.6	75.8	74.8	78.3	81.0	-89.5	78.3	78.3	72.4	77.2	61.5	62.0	61.3	61.4	-0.10	-0.01	0.00
2006/11/28	12:19:00	82.1	81.4	79.6	76.0	74.7	78.3	81.1	-89.1	78.3	78.3	72.4	77.2	61.3	61.9	61.4	61.2	-0.10	-0.01	0.00
2006/11/28	12:20:00	82.1	81.4	79.6	75.8	74.7	78.3	81.1	-89.5	78.5	78.3	72.6	77.2	61.2	61.9	61.2	61.2	-0.10	-0.01	0.00
2006/11/28	12:21:00	82.1	81.4	79.6	75.8	74.7	78.3	81.1	-89.0	78.3	78.3	72.5	77.2	61.6	61.8	61.4	61.2	-0.10	-0.01	0.00
2006/11/28	12:22:00	82.1	81.3	79.4	75.8	74.6	78.3	80.9	-89.2	78.2	78.3	72.4	77.1	61.6	61.5	61.2	61.2	-0.10	-0.01	0.00
2006/11/28	12:23:00	82.1	81.3	79.6	75.8	74.7	78.3	81.0	-88.8	78.3	78.3	72.4	77.1	61.7	61.2	61.2	61.0	-0.10	-0.01	0.00
2006/11/28	12:24:00	82.1	81.3	79.6	75.8	74.6	78.3	81.0	-88.4	78.2	78.3	72.5	77.1	61.5	60.9	61.4	60.6	-0.10	-0.01	0.00
2006/11/28	12:25:00	82.1	81.3	79.4	75.8	74.6	78.3	80.9	-76.6	78.3	78.2	72.4	77.1	61.5	61.3	61.4	61.1	-0.10	-0.01	0.00
2006/11/28	12:26:00	82.1	81.3	79.4	75.8	74.4	78.1	80.9	-88.0	78.2	78.1	72.4	77.1	60.9	61.6	61.0	61.1	-0.10	-0.01	0.00
2006/11/28	12:27:00	82.1	81.3	79.4	75.8	74.5	78.1	80.9	-88.8	78.2	78.1	72.4	77.1	60.9	61.6	61.0	61.2	-0.10	-0.01	0.00

Test Report TR63001-07N

Appendix C

Page 107 of 128

Heat Decay Run

Date	Time	TC1	TC2	TC3	TC4	TC5	TC6	TC7	TC8	TC9	TC10	TC11	TC12	TC13	TC14	TC15	TC16	VDC	Amps	Watts
2006/11/28	12:28:00	82.1	81.3	79.4	75.8	74.5	78.2	80.9	-88.1	78.2	78.2	72.4	77.1	61.3	61.7	61.2	61.2	-0.10	-0.01	0.00
2006/11/28	12:29:00	82.1	81.2	79.3	75.6	74.3	78.0	80.8	-87.9	78.1	78.1	72.3	77.1	61.5	61.5	61.2	61.2	-0.10	-0.01	0.00
2006/11/28	12:30:00	81.9	81.2	79.3	75.6	74.3	78.0	80.8	-87.5	78.1	78.0	72.3	77.0	61.3	61.6	61.1	60.9	-0.10	0.00	0.00
2006/11/28	12:31:00	81.9	81.1	79.2	75.4	74.3	77.8	80.7	-87.3	77.8	77.8	72.3	77.0	61.5	61.5	61.0	61.0	-0.10	0.00	0.00
2006/11/28	12:32:00	81.8	81.1	79.2	75.4	74.2	77.8	80.6	-86.7	77.8	77.8	72.3	77.0	61.0	61.5	60.9	60.6	-0.10	0.00	0.00
2006/11/28	12:33:00	81.9	81.1	79.2	75.4	74.2	77.8	80.6	-87.9	77.8	77.8	72.2	76.9	60.9	61.4	60.6	60.4	-0.10	0.00	0.00
2006/11/28	12:34:00	81.9	81.1	79.2	75.4	74.3	77.8	80.6	-87.7	77.8	77.8	72.2	76.9	61.2	61.4	61.0	60.4	-0.10	-0.01	0.00
2006/11/28	12:35:00	81.9	81.1	79.2	75.4	74.2	77.8	80.6	-87.8	77.8	77.8	72.2	76.9	61.0	61.6	60.8	60.9	-0.10	0.00	0.00
2006/11/28	12:36:00	81.9	81.1	79.1	75.4	74.2	77.8	80.6	-87.8	77.8	77.8	72.2	76.9	60.4	61.4	60.4	60.6	-0.10	0.00	0.00
2006/11/28	12:37:00	81.8	81.1	79.1	75.3	74.1	77.6	80.5	-87.4	77.8	77.8	72.2	76.9	60.9	61.2	60.2	60.4	-0.10	0.00	0.00
2006/11/28	12:38:00	81.8	81.1	79.0	75.4	74.1	77.6	80.5	-83.6	77.6	77.6	72.2	76.8	61.1	61.0	60.4	60.4	-0.10	0.00	0.00
2006/11/28	12:39:00	81.8	81.0	79.1	75.3	74.2	77.8	80.5	-87.2	77.6	77.6	72.2	76.8	61.0	60.6	60.6	60.4	-0.10	0.00	0.00
2006/11/28	12:40:00	81.8	81.1	79.1	75.4	74.2	77.6	80.5	-87.8	77.8	77.6	72.2	76.8	60.9	60.6	60.4	60.2	-0.10	0.00	0.00
2006/11/28	12:41:00	81.8	81.1	79.1	75.3	74.2	77.8	80.3	-87.4	77.8	77.6	72.2	76.9	61.1	60.6	60.6	60.4	-0.10	0.00	0.00
2006/11/28	12:42:00	81.8	81.0	79.1	75.3	74.2	77.6	80.3	-78.5	77.6	77.6	72.2	76.9	61.3	60.8	60.8	60.6	-0.10	0.00	0.00
2006/11/28	12:43:00	81.8	81.0	79.1	75.3	74.2	77.6	80.3	-85.1	77.6	77.6	72.1	76.8	61.2	60.6	60.6	60.2	-0.10	0.00	0.00
2006/11/28	12:44:00	81.8	81.0	79.1	75.3	74.2	77.6	80.3	-86.5	77.6	77.6	72.1	76.8	61.1	60.8	60.6	60.4	0.00	0.00	0.00
2006/11/28	12:45:00	81.8	81.0	79.0	75.3	74.2	77.6	80.3	-88.5	77.6	77.6	72.1	76.8	61.3	60.6	60.6	60.4	-0.10	0.00	0.00
2006/11/28	12:46:00	81.8	81.0	79.0	75.4	74.2	77.8	80.5	-88.3	77.6	77.6	72.2	76.9	61.2	60.6	60.8	60.4	-0.10	0.00	0.00
2006/11/28	12:47:00	81.8	81.1	79.1	75.4	74.2	77.6	80.3	-88.8	77.6	77.6	72.3	76.9	61.2	60.6	60.9	60.4	-0.10	0.00	0.00
2006/11/28	12:48:00	81.7	81.0	79.1	75.3	74.1	77.6	80.3	-88.6	77.6	77.6	72.2	76.9	61.3	60.4	60.6	60.1	-0.10	0.00	0.00
2006/11/28	12:49:00	81.8	81.1	79.0	75.3	74.2	77.6	80.3	-80.4	77.6	77.6	72.2	76.9	61.1	60.4	60.6	60.0	-0.10	0.00	0.00
2006/11/28	12:50:00	81.8	81.0	79.1	75.4	74.1	77.6	80.3	-88.5	77.6	77.6	72.3	76.9	61.2	59.9	60.8	60.2	-0.10	0.00	0.00
2006/11/28	12:51:00	81.8	81.1	79.2	75.4	74.3	77.8	80.6	-81.9	77.6	77.6	72.2	76.9	61.1	60.6	60.9	60.2	-0.10	0.00	0.00
2006/11/28	12:52:00	81.8	81.1	79.1	75.4	74.3	77.8	80.6	-80.1	77.8	77.8	72.3	76.9	61.2	60.4	61.0	60.4	-0.10	0.00	0.00
2006/11/28	12:53:00	81.7	81.0	79.1	75.3	74.2	77.8	80.5	-87.5	77.6	77.6	72.3	76.9	61.3	60.4	60.8	60.4	-0.10	0.00	0.00
2006/11/28	12:54:00	81.7	81.0	79.1	75.4	74.1	77.8	80.5	-88.0	77.8	77.6	72.3	76.9	61.2	60.6	60.8	60.2	-0.10	0.00	0.00
2006/11/28	12:55:00	81.7	81.1	79.1	75.6	74.3	77.8	80.6	-88.4	77.8	77.8	72.2	76.9	61.2	60.8	60.9	60.6	-0.10	0.00	0.00
2006/11/28	12:56:00	81.8	81.1	79.2	75.6	74.4	78.0	80.7	-88.3	78.1	78.0	72.3	77.0	61.0	61.1	61.0	61.0	-0.10	0.00	0.00
2006/11/28	12:57:00	81.9	81.2	79.3	75.6	74.5	78.1	80.7	-87.5	78.0	78.1	72.3	77.0	61.5	61.3	61.1	61.1	-0.10	0.00	0.00
2006/11/28	12:58:00	81.9	81.2	79.3	75.6	74.7	78.2	80.8	-81.1	78.0	78.1	72.4	77.1	61.9	61.6	61.6	61.2	-0.10	0.00	0.00
2006/11/28	12:59:00	81.9	81.2	79.3	75.6	74.7	78.1	80.8	-74.2	78.1	78.0	72.4	77.0	61.7	61.5	61.4	61.3	-0.10	0.00	0.00
2006/11/28	13:00:00	81.9	81.2	79.3	75.8	74.6	78.2	80.8	-87.8	78.1	78.1	72.4	77.0	61.5	61.2	61.3	61.2	-0.10	0.00	0.00
2006/11/28	13:01:00	81.9	81.2	79.4	75.8	74.7	78.2	80.9	-87.7	78.1	78.1	72.4	77.1	61.5	61.0	61.3	60.6	-0.10	0.00	0.00
2006/11/28	13:02:00	81.9	81.2	79.3	75.6	74.6	78.1	80.8	-87.7	78.1	78.1	72.4	77.0	61.5	60.8	61.3	60.6	-0.10	0.00	0.00
2006/11/28	13:03:00	81.8	81.1	79.3	75.6	74.5	78.0	80.8	-88.0	78.0	78.1	72.4	77.0	61.2	60.8	61.3	60.6	-0.10	0.00	0.00
2006/11/28	13:04:00	81.8	81.0	79.3	75.6	74.5	78.1	80.8	-88.0	78.0	78.1	72.3	76.9	61.5	61.2	60.9	60.8	-0.10	0.00	0.00
2006/11/28	13:05:00	81.8	81.0	79.2	75.4	74.3	78.0	80.8	-78.8	78.0	78.0	72.2	76.9	61.4	61.1	61.0	60.9	-0.10	0.00	0.00
2006/11/28	13:06:00	81.7	80.9	79.1	75.4	74.2	77.8	80.7	-87.2	77.8	77.8	72.2	76.9	61.1	60.4	61.1	60.2	-0.10	0.00	0.00
2006/11/28	13:07:00	81.7	80.9	79.1	75.3	74.2	77.8	80.7	-87.4	77.8	77.8	72.2	76.9	61.1	60.4	61.0	60.6	-0.10	0.00	0.00
2006/11/28	13:08:00	81.7	80.8	79.0	75.3	74.1	77.8	80.5	-87.2	77.8	77.8	72.2	76.8	61.1	60.6	60.8	60.4	-0.10	-0.01	0.00
2006/11/28	13:09:00	81.7	80.8	79.0	75.3	74.2	77.8	80.5	-81.5	77.8	77.8	72.2	76.8	61.1	60.8	60.9	60.4	-0.10	0.00	0.00
2006/11/28	13:10:00	81.6	80.8	78.9	75.1	74.0	77.6	80.3	-88.4	77.6	77.6	72.1	76.7	61.0	60.6	60.9	60.1	-0.10	0.00	0.00
2006/11/28	13:11:00	81.6	80.8	78.9	75.1	74.0	77.6	80.3	-88.3	77.6	77.6	72.1	76.7	61.0	60.4	60.9	60.4	-0.10	0.00	0.00
2006/11/28	13:12:00	81.6	80.8	78.9	75.1	73.9	77.6	80.3	-88.5	77.6	77.6	72.1	76.7	61.2	60.6	60.9	60.1	-0.10	0.00	0.00
2006/11/28	13:13:00	81.6	80.8	78.9	75.1	74.1	77.6	80.3	-88.5	77.6	77.6	72.1	76.7	61.2	60.9	61.0	60.4	-0.10	0.00	0.00
2006/11/28	13:14:00	81.6	80.8	78.9	75.1	74.0	77.6	80.3	-88.3	77.6	77.6	72.1	76.7	61.3	60.9	61.0	60.4	-0.10	0.00	0.00
2006/11/28	13:15:00	81.5	80.7	78.8	75.1	74.0	77.6	80.3	-88.4	77.6	77.6	72.1	76.7	61.3	60.6	60.9	60.2	-0.10	-0.01	0.00
2006/11/28	13:16:00	81.6	80.8	78.9	75.1	74.0	77.6	80.3	-88.3	77.6	77.6	72.1	76.7	61.4	60.6	60.9	60.1	-0.10	-0.01	0.00
2006/11/28	13:17:00	81.5	80.7	78.9	75.1	74.0	77.6	80.3	-88.8	77.6	77.6	72.1	76.7	61.1	60.6	60.9	60.2	-0.10	0.00	0.00
2006/11/28	13:18:00	81.5	80.7	78.8	75.1	73.9	77.6	80.3	-88.5	77.4	77.6	72.1	76.7	61.2	60.6	61.0	60.1	-0.10	0.00	0.00
2006/11/28	13:19:00	81.5	80.7	78.8	75.1	74.0	77.6	80.1	-88.5	77.6	77.6	72.0	76.7	61.2	60.9	60.9	60.4	-0.10	0.00	0.00
2006/11/28	13:20:00	81.5	80.7	78.8	75.1	73.9	77.4	80.1	-76.1	77.6	77.6	72.0	76.7	61.3	60.8	60.9	60.4	-0.10	0.00	0.00
2006/11/28	13:21:00	81.5	80.7	78.8	75.1	74.0	77.4	80.1	-84.4	77.6	77.6	72.0	76.6	61.3	60.8	61.2	60.4	-0.10	0.00	0.00
2006/11/28	13:22:00	81.5	80.7	78.8	75.1	74.0	77.6	80.3	-88.6	77.6	77.6	72.0	76.6	61.4	60.6	61.0	60.4	-0.10	0.00	0.00
2006/11/28	13:23:00	81.5	80.7	78.8	75.1	73.9	77.6	80.3	-88.8	77.4	77.6	72.0	76.6	61.3	60.6	60.9	60.2	-0.10	0.00	0.00
2006/11/28	13:24:00	81.5	80.7	78.8	75.1	74.0	77.6	80.1	-88.4	77.4	77.6	72.0	76.6	61.1	60.9	61.0	60.4	-0.10	-0.01	0.00
2006/11/28	13:25:00	81.5	80.7	78.8	75.1	73.9	77.6	80.1	-78.7	77.6	77.6	72.0	76.6	61.3	60.9	61.0	60.6	-0.10	0.00	0.00

Test Report TR63001-07N

Appendix C

Page 108 of 128

Heat Decay Run

Date	Time	TC1	TC2	TC3	TC4	TC5	TC6	TC7	TC8	TC9	TC10	TC11	TC12	TC13	TC14	TC15	TC16	VDC	Amps	Watts
2006/11/28	13:26:00	81.6	80.7	78.8	75.1	74.0	77.6	80.1	-72.3	77.6	77.6	72.1	76.7	61.4	60.9	61.2	60.4	-0.10	0.00	0.00
2006/11/28	13:27:00	81.5	80.6	78.8	75.1	73.9	77.4	80.1	-88.6	77.4	77.4	72.0	76.7	61.4	60.8	61.1	60.6	-0.10	-0.01	0.00
2006/11/28	13:28:00	81.5	80.6	78.8	75.1	73.9	77.3	80.1	-85.8	77.4	77.4	72.0	76.7	61.4	61.0	61.0	60.6	-0.10	0.00	0.00
2006/11/28	13:29:00	81.5	80.6	78.8	75.1	73.9	77.4	80.1	-88.8	77.4	77.4	72.0	76.7	61.4	61.0	61.1	60.6	-0.10	0.00	0.00
2006/11/28	13:30:00	81.5	80.6	78.8	74.9	73.9	77.4	80.1	-88.5	77.4	77.3	72.0	76.7	61.4	60.9	61.1	60.6	-0.10	-0.01	0.00
2006/11/28	13:31:00	81.4	80.6	78.7	74.9	73.8	77.3	80.1	-88.8	77.3	77.4	72.0	76.7	61.4	60.8	61.1	60.2	-0.10	-0.01	0.00
2006/11/28	13:32:00	81.4	80.6	78.7	74.9	73.8	77.4	80.1	-88.8	77.4	77.4	71.9	76.7	61.3	60.8	61.0	60.6	-0.10	-0.01	0.00
2006/11/28	13:33:00	81.4	80.6	78.7	74.9	73.8	77.4	80.1	-88.5	77.3	77.3	72.0	76.7	61.3	60.6	61.0	60.1	-0.10	-0.01	0.00
2006/11/28	13:34:00	81.5	80.7	78.8	75.1	73.8	77.4	80.1	-88.8	77.3	77.4	72.0	76.7	61.3	60.9	61.1	60.6	-0.10	-0.01	0.00
2006/11/28	13:35:00	81.4	80.6	78.7	74.9	73.9	77.4	79.9	-88.8	77.3	77.2	72.0	76.7	61.4	60.9	61.1	60.6	-0.10	-0.01	0.00
2006/11/28	13:36:00	81.5	80.6	78.8	75.1	74.0	77.4	80.1	-89.1	77.3	77.3	72.0	76.7	61.6	61.1	61.1	60.6	-0.10	-0.01	0.00
2006/11/28	13:37:00	81.4	80.6	78.7	75.1	73.9	77.4	79.9	-88.8	77.3	77.3	72.0	76.7	61.6	61.0	61.1	60.4	-0.10	0.00	0.00
2006/11/28	13:38:00	81.5	80.7	78.8	75.1	73.9	77.4	80.1	-88.5	77.3	77.3	72.0	76.7	61.5	60.9	61.1	60.4	-0.10	0.00	0.00
2006/11/28	13:39:00	81.5	80.7	78.8	75.1	73.9	77.4	80.1	-88.8	77.2	77.3	71.9	76.7	61.6	61.0	61.1	60.6	-0.10	0.00	0.00
2006/11/28	13:40:00	81.4	80.7	78.8	75.1	73.9	77.3	80.1	-88.8	77.2	77.3	71.9	76.6	61.5	61.0	61.1	60.6	-0.10	0.00	0.00
2006/11/28	13:41:00	81.4	80.7	78.7	75.1	73.9	77.3	79.9	-88.6	77.2	77.2	71.9	76.6	61.5	60.8	61.1	60.2	-0.10	0.00	0.00
2006/11/28	13:42:00	81.3	80.6	78.7	75.1	73.9	77.3	79.9	-89.2	77.1	77.1	71.9	76.6	61.5	60.8	60.9	60.6	-0.10	-0.01	0.00
2006/11/28	13:43:00	81.3	80.6	78.6	75.1	73.8	77.3	79.9	-89.0	77.1	77.1	71.9	76.6	61.5	60.9	60.9	60.6	-0.10	0.00	0.00
2006/11/28	13:44:00	81.4	80.6	78.6	75.1	73.9	77.4	79.9	-88.8	77.2	77.2	71.9	76.7	61.6	61.0	61.0	60.6	-0.10	0.00	0.00
2006/11/28	13:45:00	81.3	80.6	78.6	75.1	73.8	77.3	79.9	-88.5	77.1	77.2	71.9	76.7	61.5	61.0	61.1	60.4	-0.10	0.00	0.00
2006/11/28	13:46:00	81.3	80.6	78.6	75.1	73.9	77.3	79.9	-88.4	77.2	77.2	71.9	76.6	61.4	61.4	61.2	60.6	-0.10	0.00	0.00
2006/11/28	13:47:00	81.3	80.6	78.6	74.9	73.9	77.2	79.9	-88.8	77.1	77.1	71.9	76.6	61.5	61.1	61.2	60.4	-0.10	0.00	0.00
2006/11/28	13:48:00	81.2	80.6	78.5	74.9	73.8	77.2	79.8	-88.8	77.1	77.1	71.8	76.6	61.3	61.5	61.1	60.6	-0.10	0.00	0.00
2006/11/28	13:49:00	81.3	80.6	78.6	75.1	73.8	77.4	79.9	-88.8	77.2	77.2	71.8	76.6	61.5	61.5	61.0	60.6	-0.10	0.00	0.00
2006/11/28	13:50:00	81.3	80.6	78.6	75.1	73.8	77.4	79.9	-88.1	77.2	77.2	71.9	76.7	61.7	61.3	61.3	60.8	-0.10	0.00	0.00
2006/11/28	13:51:00	81.2	80.5	78.5	74.9	73.8	77.3	79.8	-88.0	77.1	77.1	71.8	76.5	61.4	61.2	61.3	60.6	-0.10	0.00	0.00
2006/11/28	13:52:00	81.3	80.6	78.6	75.1	73.9	77.3	79.9	-87.8	77.2	77.2	71.8	76.6	61.4	61.1	61.2	60.6	-0.10	-0.01	0.00
2006/11/28	13:53:00	81.2	80.5	78.5	74.9	73.8	77.2	79.8	-88.1	77.0	77.0	71.8	76.6	61.4	61.0	61.0	60.4	-0.10	0.00	0.00
2006/11/28	13:54:00	81.2	80.5	78.5	74.9	73.8	77.1	79.8	-88.1	77.0	77.0	71.8	76.5	61.4	61.2	61.2	60.4	-0.10	0.00	0.00
2006/11/28	13:55:00	81.1	80.3	78.5	74.8	73.7	77.1	79.6	-88.1	76.9	76.9	71.8	76.5	61.4	61.0	61.1	60.6	-0.10	0.00	0.00
2006/11/28	13:56:00	81.2	80.3	78.5	74.8	73.6	77.0	79.6	-88.4	76.8	76.8	71.8	76.5	61.3	60.6	60.8	60.0	-0.10	0.00	0.00
2006/11/28	13:57:00	81.2	80.3	78.5	74.8	73.7	77.0	79.6	-82.4	76.9	76.9	71.7	76.5	61.2	60.9	60.6	60.1	-0.10	0.00	0.00
2006/11/28	13:58:00	81.1	80.3	78.5	74.8	73.6	77.0	79.6	-88.3	76.8	76.9	71.7	76.5	61.2	60.4	60.8	60.2	-0.10	0.00	0.00
2006/11/28	13:59:00	81.2	80.3	78.5	74.8	73.6	77.1	79.6	-88.4	76.9	76.8	71.7	76.5	61.3	60.2	60.8	60.1	-0.10	0.00	0.00
2006/11/28	14:00:00	81.1	80.3	78.3	74.8	73.7	77.1	79.6	-88.0	76.9	76.8	71.7	76.5	61.5	61.1	60.8	60.6	-0.10	0.00	0.00
2006/11/28	14:01:00	81.1	80.3	78.5	74.9	73.7	77.2	79.8	-88.0	76.9	76.9	71.8	76.5	61.6	61.1	61.2	60.6	-0.10	0.00	0.00
2006/11/28	14:02:00	81.2	80.3	78.5	74.9	73.8	77.2	79.8	-88.4	77.0	77.0	71.7	76.5	61.6	61.2	61.2	60.8	-0.10	0.00	0.00
2006/11/28	14:03:00	81.2	80.3	78.3	74.9	73.8	77.2	79.8	-88.4	77.1	77.0	71.7	76.5	61.7	61.3	61.2	60.9	-0.10	0.00	0.00
2006/11/28	14:04:00	81.2	80.5	78.5	74.9	73.8	77.3	79.8	-88.5	77.2	77.2	71.8	76.6	61.6	61.1	61.3	60.9	-0.10	0.00	0.00
2006/11/28	14:05:00	81.1	80.3	78.3	74.9	73.8	77.2	79.8	-85.4	77.1	77.1	71.7	76.5	61.6	61.0	61.2	60.6	-0.10	0.00	0.00
2006/11/28	14:06:00	81.1	80.3	78.3	74.8	73.8	77.2	79.8	-87.9	77.1	77.1	71.7	76.5	61.6	61.2	61.3	60.6	-0.10	0.00	0.00
2006/11/28	14:07:00	81.1	80.3	78.3	74.8	73.8	77.2	79.8	-86.0	77.0	77.1	71.7	76.5	61.4	61.1	61.1	60.4	-0.10	0.00	0.00
2006/11/28	14:08:00	81.1	80.3	78.3	74.8	73.9	77.1	79.8	-78.6	77.1	77.1	71.7	76.5	61.3	60.9	61.1	60.4	-0.10	0.00	0.00
2006/11/28	14:09:00	81.1	80.3	78.3	74.8	73.8	77.2	79.8	-87.5	77.1	77.1	71.7	76.5	61.3	60.6	60.8	60.1	-0.10	0.00	0.00
2006/11/28	14:10:00	81.1	80.3	78.3	74.8	73.8	77.1	79.6	-87.9	77.0	77.0	71.7	76.5	61.3	60.6	60.6	60.2	-0.10	0.00	0.00
2006/11/28	14:11:00	81.1	80.3	78.3	74.8	73.7	77.1	79.6	-88.1	76.9	76.9	71.7	76.5	61.4	60.6	60.8	60.2	-0.10	0.00	0.00
2006/11/28	14:12:00	81.1	80.3	78.3	74.8	73.7	77.0	79.6	-88.0	76.8	76.8	71.7	76.5	61.7	60.8	60.6	60.2	-0.10	0.00	0.00
2006/11/28	14:13:00	81.0	80.3	78.3	74.7	73.7	77.0	79.6	-88.0	76.7	76.7	71.7	76.5	61.3	60.6	60.8	60.1	-0.10	0.00	0.00
2006/11/28	14:14:00	81.1	80.3	78.3	74.8	73.7	76.9	79.6	-87.5	76.7	76.7	71.7	76.4	61.2	60.6	61.0	60.1	-0.10	0.00	0.00
2006/11/28	14:15:00	81.1	80.3	78.3	74.8	73.7	76.9	79.6	-86.7	76.9	76.9	71.7	76.5	61.2	60.2	60.9	60.1	-0.10	0.00	0.00
2006/11/28	14:16:00	81.1	80.3	78.3	74.8	73.7	77.0	79.6	-79.0	76.8	76.9	71.7	76.5	61.2	60.8	60.8	60.4	-0.10	0.00	0.00
2006/11/28	14:17:00	81.1	80.3	78.3	74.8	73.7	77.0	79.6	-87.7	76.9	76.9	71.7	76.5	61.4	60.4	60.9	60.2	-0.10	0.00	0.00
2006/11/28	14:18:00	81.1	80.3	78.3	74.8	73.7	77.0	79.6	-78.1	76.9	76.9	71.6	76.4	61.3	60.4	60.8	60.1	-0.10	0.00	0.00
2006/11/28	14:19:00	81.0	80.1	78.3	74.7	73.7	76.9	79.6	-77.0	76.8	76.8	71.6	76.4	61.3	60.4	60.6	60.2	-0.10	0.00	0.00
2006/11/28	14:20:00	81.0	80.1	78.2	74.7	73.7	76.9	79.6	-84.9	76.7	76.8	71.7	76.4	61.3	60.4	60.9	59.9	-0.10	0.00	0.00
2006/11/28	14:21:00	81.0	80.1	78.2	74.7	73.6	76.9	79.6	-88.0	76.8	76.8	71.7	76.4	61.2	60.4	61.0	60.0	-0.10	0.00	0.00
2006/11/28	14:22:00	81.1	80.3	78.3	74.7	73.6	76.9	79.6	-87.4	76.8	76.8	71.7	76.4	61.2	60.2	60.8	59.9	-0.10	0.00	0.00
2006/11/28	14:23:00	81.0	80.3	78.3	74.7	73.7	77.0	79.6	-88.0	76.8	76.8	71.6	76.4	61.4	60.6	60.8	60.6	-0.10	0.00	0.00

Heat Decay Run

3-784
for Model AOS-025, AOS-050, and AOS-100 Transport Packages, Rev. G, July 27, 2012 (Docket No. 71-9316)

Date	Time	TC1	TC2	TC3	TC4	TC5	TC6	TC7	TC8	TC9	TC10	TC11	TC12	TC13	TC14	TC15	TC16	VDC	Amps	Watts
2006/11/28	14:24:00	81.0	80.3	78.3	74.8	73.6	77.0	79.6	-78.0	76.9	76.8	71.5	76.4	61.3	60.9	60.6	60.6	-0.10	0.00	0.00
2006/11/28	14:25:00	81.0	80.3	78.3	74.8	73.7	77.1	79.6	-87.5	76.9	76.9	71.6	76.4	61.6	61.6	60.9	60.9	-0.10	0.00	0.00
2006/11/28	14:26:00	81.0	80.3	78.3	74.8	73.8	77.1	79.6	-87.5	76.9	76.9	71.6	76.4	61.6	61.5	61.2	60.6	-0.10	0.00	0.00
2006/11/28	14:27:00	81.1	80.3	78.3	74.9	73.8	77.2	79.8	-87.5	77.0	77.0	71.6	76.4	61.3	60.4	61.0	60.6	-0.10	0.00	0.00
2006/11/28	14:28:00	81.1	80.3	78.3	74.9	73.8	77.1	79.8	-87.3	77.0	77.0	71.6	76.4	61.2	60.4	60.9	60.4	-0.10	0.00	0.00
2006/11/28	14:29:00	81.1	80.3	78.3	74.9	73.9	77.1	79.8	-87.4	76.9	76.9	71.6	76.4	61.4	61.1	61.0	60.6	-0.10	0.00	0.00
2006/11/28	14:30:00	81.0	80.3	78.3	74.8	73.7	77.0	79.6	-87.8	76.8	76.8	71.6	76.4	61.4	60.6	61.0	60.6	-0.10	0.00	0.00
2006/11/28	14:31:00	81.0	80.3	78.3	74.8	73.7	76.9	79.6	-87.5	76.8	76.8	71.6	76.4	61.2	60.6	60.6	60.4	0.00	0.00	0.00
2006/11/28	14:32:00	81.0	80.3	78.3	74.8	73.7	77.0	79.6	-75.8	76.8	76.8	71.5	76.4	61.2	60.8	60.6	60.4	0.00	0.00	0.00
2006/11/28	14:33:00	80.9	80.1	78.2	74.7	73.6	76.9	79.4	-77.2	76.7	76.7	71.5	76.3	61.4	60.8	61.0	60.4	-0.10	0.00	0.00
2006/11/28	14:34:00	80.9	80.1	78.2	74.7	73.5	76.9	79.4	-87.7	76.7	76.7	71.5	76.3	61.3	60.8	60.8	60.4	-0.10	0.00	0.00
2006/11/28	14:35:00	81.0	80.1	78.2	74.7	73.6	77.0	79.6	-83.0	76.8	76.8	71.5	76.3	61.3	61.2	60.9	60.4	-0.10	0.00	0.00
2006/11/28	14:36:00	81.0	80.1	78.2	74.7	73.6	77.0	79.6	-86.8	76.8	76.8	71.6	76.3	61.3	60.8	60.9	60.2	-0.10	0.00	0.00
2006/11/28	14:37:00	81.1	80.3	78.3	74.8	73.7	77.0	79.6	-87.0	76.8	76.8	71.6	76.3	61.3	61.0	60.8	60.4	0.00	0.00	0.00
2006/11/28	14:38:00	81.1	80.1	78.3	74.8	73.8	77.1	79.6	-86.5	76.9	76.9	71.6	76.3	61.3	61.0	60.9	60.4	0.00	0.00	0.00
2006/11/28	14:39:00	81.0	80.1	78.3	74.8	73.7	77.0	79.6	-87.0	76.9	76.9	71.5	76.3	61.5	61.1	60.8	60.4	0.00	0.00	0.00
2006/11/28	14:40:00	81.1	80.1	78.3	74.8	73.8	77.0	79.6	-86.8	76.8	76.8	71.6	76.4	61.3	61.2	61.2	60.6	-0.10	0.00	0.00
2006/11/28	14:41:00	81.1	80.1	78.3	74.8	73.7	77.0	79.6	-87.2	76.8	76.8	71.6	76.3	61.4	60.9	61.2	60.4	0.00	0.00	0.00
2006/11/28	14:42:00	81.0	80.1	78.3	74.7	73.7	76.9	79.6	-86.9	76.8	76.8	71.5	76.3	61.3	60.9	60.9	60.4	0.00	0.00	0.00
2006/11/28	14:43:00	81.0	80.1	78.3	74.7	73.6	77.0	79.6	-87.8	76.8	76.8	71.5	76.3	61.4	61.2	61.1	60.6	0.00	0.00	0.00
2006/11/28	14:44:00	80.9	80.1	78.2	74.6	73.6	77.0	79.6	-87.8	76.7	76.7	71.5	76.3	61.4	60.8	61.1	60.6	0.00	0.00	0.00
2006/11/28	14:45:00	80.9	80.1	78.2	74.6	73.6	76.8	79.4	-87.5	76.7	76.7	71.3	76.3	61.4	61.1	60.6	60.4	0.00	0.00	0.00
2006/11/28	14:46:00	80.9	80.1	78.2	74.6	73.5	76.8	79.4	-87.3	76.7	76.7	71.5	76.3	61.4	61.0	60.8	60.4	0.00	0.00	0.00
2006/11/28	14:47:00	80.9	80.1	78.2	74.6	73.6	76.9	79.4	-86.8	76.7	76.7	71.5	76.3	61.3	60.4	60.9	60.0	-0.10	0.00	0.00
2006/11/28	14:48:00	80.8	79.9	78.0	74.5	73.3	76.7	79.3	-86.9	76.4	76.5	71.3	76.1	61.2	60.4	60.2	59.6	0.00	0.00	0.00
2006/11/28	14:49:00	80.6	79.8	77.6	74.2	72.9	76.2	78.9	-85.4	76.0	76.1	71.3	76.0	58.2	57.8	57.3	57.3	0.00	0.00	0.00
2006/11/28	14:50:00	80.5	79.8	77.6	74.0	72.5	75.8	78.7	-83.0	75.6	75.6	71.3	75.8	56.1	56.1	55.3	55.8	0.00	0.00	0.00
2006/11/28	14:51:00	80.5	79.6	77.4	73.9	72.3	75.6	78.5	-88.5	75.6	75.6	71.1	75.6	55.5	56.4	55.4	55.8	-0.10	0.00	0.00
2006/11/28	14:52:00	80.5	79.6	77.3	73.9	72.5	75.8	78.6	-88.5	75.6	75.6	71.1	75.4	57.3	57.1	56.9	56.4	-0.10	0.00	0.00
2006/11/28	14:53:00	80.5	79.6	77.4	73.9	72.6	75.8	78.6	-89.3	75.8	75.8	71.1	75.6	58.0	57.5	57.9	57.0	-0.10	0.00	0.00
2006/11/28	14:54:00	80.5	79.6	77.4	74.0	72.7	76.0	78.7	-89.9	75.8	75.8	71.1	75.6	58.9	58.4	58.4	57.9	-0.10	0.00	0.00
2006/11/28	14:55:00	80.6	79.6	77.6	74.1	72.7	76.2	78.8	-89.7	76.0	76.0	71.1	75.6	59.5	58.8	58.9	58.4	-0.10	-0.01	0.00
2006/11/28	14:56:00	80.5	79.8	77.6	74.1	72.9	76.3	78.8	-90.0	76.1	76.0	71.1	75.8	59.8	59.6	59.5	58.9	-0.10	-0.01	0.00
2006/11/28	14:57:00	80.6	79.8	77.8	74.2	72.8	76.3	78.9	-90.3	76.1	76.1	71.1	75.8	60.4	59.9	59.8	59.5	-0.10	0.00	0.00
2006/11/28	14:58:00	80.7	79.8	77.8	74.4	73.1	76.5	79.0	-90.4	76.3	76.3	71.3	75.8	60.8	60.4	60.1	59.9	-0.10	0.00	0.00
2006/11/28	14:59:00	80.7	79.8	77.8	74.4	73.1	76.5	79.0	-90.0	76.2	76.2	71.3	76.0	60.9	60.2	60.2	59.7	-0.10	0.00	0.00
2006/11/28	15:00:00	80.7	79.8	77.8	74.4	73.1	76.6	79.1	-90.3	76.3	76.3	71.3	76.0	60.9	60.2	60.2	59.6	-0.10	0.00	0.00
2006/11/28	15:01:00	80.7	79.8	77.8	74.4	73.1	76.6	79.2	-90.2	76.5	76.4	71.3	76.1	60.9	60.9	60.4	60.0	-0.10	-0.01	0.00
2006/11/28	15:02:00	80.6	79.8	77.8	74.3	73.1	76.6	79.1	-89.9	76.4	76.4	71.3	76.1	60.9	60.4	60.4	59.9	-0.10	0.00	0.00
2006/11/28	15:03:00	80.6	79.8	77.8	74.3	73.1	76.6	79.2	-90.0	76.4	76.5	71.3	76.1	60.8	60.4	60.4	59.8	-0.10	0.00	0.00
2006/11/28	15:04:00	80.6	79.8	77.8	74.4	73.3	76.7	79.2	-89.9	76.5	76.6	71.3	76.1	60.8	60.6	60.4	60.1	-0.10	-0.01	0.00
2006/11/28	15:05:00	80.6	79.8	77.8	74.5	73.3	76.7	79.3	-89.8	76.7	76.7	71.3	76.2	61.0	60.6	60.6	60.2	-0.10	-0.01	0.00
2006/11/28	15:06:00	80.7	79.8	78.0	74.5	73.5	76.8	79.3	-89.8	76.7	76.7	71.3	76.2	61.0	60.6	60.8	60.1	-0.10	-0.01	0.00
2006/11/28	15:07:00	80.7	79.8	78.0	74.5	73.5	76.8	79.4	-89.7	76.7	76.7	71.3	76.2	61.1	60.6	60.8	60.2	-0.10	-0.01	0.00
2006/11/28	15:08:00	80.7	79.8	77.8	74.5	73.3	76.6	79.3	-89.8	76.5	76.6	71.3	76.2	59.6	59.2	59.6	58.6	-0.10	-0.01	0.00
2006/11/28	15:09:00	80.3	79.6	77.1	73.8	72.5	75.8	78.6	-89.5	75.6	75.6	71.3	75.8	57.1	56.8	55.3	55.8	-0.10	0.00	0.00
2006/11/28	15:10:00	80.3	79.6	77.4	73.9	72.6	75.8	78.7	-91.0	75.8	75.8	71.1	75.6	57.1	56.6	54.9	55.7	-0.10	0.00	0.00
2006/11/28	15:11:00	80.3	79.3	77.3	73.8	72.5	76.0	78.6	-91.4	75.8	75.8	70.9	75.4	57.6	56.9	57.0	56.4	-0.10	0.00	0.00
2006/11/28	15:12:00	80.3	79.4	77.4	73.9	72.6	76.0	78.7	-91.5	75.8	75.8	70.9	75.4	58.4	57.6	57.7	56.9	-0.10	-0.01	0.00
2006/11/28	15:13:00	80.3	79.4	77.3	73.8	72.6	76.0	78.7	-92.0	75.8	75.8	70.9	75.4	58.8	58.4	58.4	57.8	-0.10	-0.01	0.00
2006/11/28	15:14:00	80.5	79.6	77.4	74.0	72.8	76.2	78.8	-91.8	76.1	76.1	70.9	75.6	59.6	59.3	59.2	58.4	-0.10	-0.01	0.00
2006/11/28	15:15:00	80.5	79.6	77.6	74.0	72.8	76.3	78.9	-91.8	76.2	76.2	70.9	75.6	60.0	59.8	59.5	59.2	-0.10	-0.01	0.00
2006/11/28	15:16:00	80.5	79.6	77.6	74.1	73.1	76.4	79.0	-91.4	76.3	76.3	71.1	75.8	60.4	59.9	60.0	59.5	-0.10	-0.01	0.00
2006/11/28	15:17:00	80.6	79.8	77.8	74.3	73.3	76.6	79.2	-90.3	76.5	76.5	71.3	75.8	60.8	60.1	60.4	59.8	-0.10	0.00	0.00
2006/11/28	15:18:00	80.6	79.8	77.8	74.4	73.3	76.7	79.2	-92.0	76.5	76.5	71.3	76.0	61.0	60.4	60.6	60.0	-0.10	0.00	0.00
2006/11/28	15:19:00	80.5	79.8	77.8	74.4	73.3	76.7	79.2	-90.0	76.6	76.6	71.3	76.0	61.1	60.9	60.8	60.4	-0.10	-0.01	0.00
2006/11/28	15:20:00	80.5	79.8	77.8	74.5	73.5	76.9	79.3	-91.6	76.6	76.6	71.3	76.1	61.3	60.8	60.9	60.6	-0.10	-0.01	0.00
2006/11/28	15:21:00	80.6	79.8	78.0	74.6	73.5	76.9	79.4	-90.8	76.8	76.7	71.3	76.2	61.6	61.2	61.1	60.6	-0.10	-0.01	0.00

Test Report TR63001-07N

Appendix C

Page 110 of 128

Heat Decay Run

Radioactive Material Transport Packaging System Safety Analysis Report
for Model AOS-025, AOS-050, and AOS-100 Transport Packages, Rev. G, July 27, 2012 (Docket No. 71-9316)

3-785

Date	Time	TC1	TC2	TC3	TC4	TC5	TC6	TC7	TC8	TC9	TC10	TC11	TC12	TC13	TC14	TC15	TC16	VDC	Amps	Watts
2006/11/28	15:22:00	80.6	79.8	78.0	74.6	73.5	76.9	79.4	-91.1	76.8	76.7	71.3	76.2	61.7	61.0	61.1	60.6	-0.10	0.00	0.00
2006/11/28	15:23:00	80.7	79.8	78.1	74.7	73.7	77.0	79.6	-90.8	76.8	76.9	71.3	76.3	61.6	61.2	61.2	60.8	-0.10	0.00	0.00
2006/11/28	15:24:00	80.7	79.9	78.1	74.8	73.8	77.1	79.6	-89.8	77.0	76.9	71.3	76.2	61.6	61.3	61.3	61.0	-0.10	-0.01	0.00
2006/11/28	15:25:00	80.7	79.9	78.1	74.7	73.7	77.2	79.6	-89.7	77.0	77.0	71.3	76.3	61.6	61.4	61.4	61.0	-0.10	0.00	0.00
2006/11/28	15:26:00	80.7	79.8	78.1	74.7	73.7	77.1	79.6	-89.9	77.0	77.0	71.3	76.2	61.9	61.8	61.4	61.1	-0.10	0.00	0.00
2006/11/28	15:27:00	80.6	79.8	78.1	74.7	73.7	77.1	79.6	-88.8	76.9	76.9	71.3	76.2	61.6	61.5	61.3	61.0	-0.10	0.00	0.00
2006/11/28	15:28:00	80.6	79.8	78.0	74.6	73.6	76.9	79.6	-83.8	76.8	76.8	71.3	76.2	61.6	61.4	61.3	60.6	-0.10	-0.01	0.00
2006/11/28	15:29:00	80.6	79.8	78.0	74.6	73.6	76.9	79.6	-88.3	76.7	76.7	71.3	76.1	61.2	61.3	61.1	60.4	-0.10	-0.01	0.00
2006/11/28	15:30:00	80.6	79.8	78.0	74.6	73.7	76.9	79.6	-88.5	76.7	76.7	71.1	76.1	61.1	61.5	61.1	60.4	-0.10	0.00	0.00
2006/11/28	15:31:00	80.7	79.8	78.1	74.6	73.8	77.0	79.6	-88.0	76.8	76.8	71.1	76.1	61.2	61.3	61.2	60.9	-0.10	-0.01	0.00
2006/11/28	15:32:00	80.6	79.8	78.1	74.7	73.7	77.1	79.6	-87.9	76.9	76.8	71.1	76.1	61.5	61.2	61.3	60.9	-0.10	0.00	0.00
2006/11/28	15:33:00	80.6	79.8	78.1	74.7	73.8	77.0	79.6	-86.7	77.0	76.9	71.3	76.1	61.6	61.8	61.2	60.9	-0.10	0.00	0.00
2006/11/28	15:34:00	80.6	79.8	78.0	74.6	73.6	76.9	79.6	-78.6	76.9	76.9	71.3	76.1	61.5	61.7	61.2	60.9	-0.10	0.00	0.00
2006/11/28	15:35:00	80.6	79.8	78.0	74.6	73.6	76.9	79.6	-87.2	76.9	76.9	71.3	76.1	61.6	61.7	61.3	61.0	-0.10	-0.01	0.00
2006/11/28	15:36:00	80.6	79.8	78.0	74.6	73.7	77.0	79.6	-87.0	76.9	76.9	71.3	76.1	61.6	61.6	61.4	61.2	-0.10	0.00	0.00
2006/11/28	15:37:00	80.7	79.8	78.1	74.7	73.6	77.0	79.6	-86.8	76.8	77.0	71.3	76.1	61.7	61.2	61.4	60.8	-0.10	-0.01	0.00
2006/11/28	15:38:00	80.7	79.8	78.0	74.6	73.7	77.0	79.6	-86.8	76.9	76.9	71.3	76.1	61.6	61.4	61.4	61.0	-0.10	-0.01	0.00
2006/11/28	15:39:00	80.6	79.8	78.0	74.6	73.8	77.0	79.6	-87.0	77.0	76.9	71.3	76.1	61.5	61.8	61.4	61.4	-0.10	-0.01	0.00
2006/11/28	15:40:00	80.7	79.9	78.1	74.7	73.8	77.1	79.6	-86.1	77.0	77.0	71.3	76.1	61.7	61.5	61.4	60.9	-0.10	0.00	0.00
2006/11/28	15:41:00	80.6	79.9	78.1	74.7	73.8	77.1	79.6	-83.7	77.0	76.9	71.3	76.2	61.8	61.9	61.4	61.4	-0.10	-0.01	0.00
2006/11/28	15:42:00	80.6	79.9	78.1	74.7	73.8	77.1	79.6	-85.6	76.9	76.9	71.3	76.2	61.9	61.6	61.6	61.3	-0.10	0.00	0.00
2006/11/28	15:43:00	80.6	79.8	78.1	74.7	73.8	77.0	79.6	-85.4	76.9	76.9	71.3	76.1	61.8	61.7	61.6	61.3	-0.10	0.00	0.00
2006/11/28	15:44:00	80.6	79.8	78.1	74.7	73.7	77.0	79.6	-85.4	76.9	76.9	71.3	76.1	61.6	61.5	61.3	61.1	-0.10	0.00	0.00
2006/11/28	15:45:00	80.7	79.9	78.1	74.8	73.8	77.2	79.6	-84.9	77.0	77.0	71.3	76.2	61.5	61.3	61.3	61.0	-0.10	0.00	0.00
2006/11/28	15:46:00	80.7	79.9	78.2	74.8	73.8	77.2	79.6	-84.5	77.0	77.0	71.3	76.2	61.5	61.9	61.3	61.4	-0.10	0.00	0.00
2006/11/28	15:47:00	80.7	79.9	78.2	74.8	73.8	77.2	79.6	-84.3	76.9	76.9	71.3	76.2	62.0	61.7	61.7	61.3	-0.10	-0.01	0.00
2006/11/28	15:48:00	80.7	79.9	78.1	74.8	73.8	77.1	79.6	-84.8	76.9	76.9	71.3	76.2	61.9	61.4	61.7	61.0	-0.10	0.00	0.00
2006/11/28	15:49:00	80.7	79.9	78.1	74.8	73.9	77.2	79.6	-84.4	76.9	77.0	71.3	76.2	61.7	61.7	61.6	61.3	-0.10	0.00	0.00
2006/11/28	15:50:00	80.6	79.8	78.0	74.7	73.8	77.1	79.6	-84.3	76.8	76.9	71.3	76.2	61.8	61.6	61.5	61.0	-0.10	0.00	0.00
2006/11/28	15:51:00	80.7	79.8	78.0	74.7	73.7	77.1	79.6	-84.2	76.9	76.9	71.3	76.2	61.7	61.7	61.4	60.9	-0.10	0.00	0.00
2006/11/28	15:52:00	80.6	79.8	78.1	74.7	73.7	77.1	79.6	-84.0	76.8	76.9	71.3	76.1	61.5	61.7	61.3	61.0	-0.10	-0.01	0.00
2006/11/28	15:53:00	80.6	79.8	78.0	74.7	73.6	77.0	79.4	-84.0	76.8	76.8	71.3	76.1	61.6	60.8	61.0	60.6	-0.10	-0.01	0.00
2006/11/28	15:54:00	80.5	79.6	77.6	74.2	73.1	76.3	79.0	-83.5	76.0	76.2	71.3	76.1	58.8	58.2	58.4	57.9	-0.10	0.00	0.00
2006/11/28	15:55:00	80.1	79.2	77.2	73.9	72.5	75.6	78.5	-84.0	75.6	75.6	71.1	75.8	56.2	56.0	55.7	55.7	-0.10	0.00	0.00
2006/11/28	15:56:00	80.1	79.2	77.1	73.8	72.4	75.6	78.3	-86.5	75.6	75.6	70.8	75.6	56.1	56.1	55.6	55.7	-0.10	0.00	0.00
2006/11/28	15:57:00	80.1	79.3	77.3	73.9	72.6	75.8	78.5	-87.7	75.6	75.8	70.8	75.3	57.7	57.0	57.3	56.6	-0.10	-0.01	0.00
2006/11/28	15:58:00	80.1	79.3	77.2	74.0	72.6	76.0	78.6	-87.9	75.8	75.8	70.8	75.4	58.2	58.2	58.0	57.9	-0.10	-0.01	0.00
2006/11/28	15:59:00	80.3	79.3	77.3	74.0	72.7	76.1	78.6	-87.5	76.0	75.8	70.8	75.4	59.1	59.2	58.6	58.6	-0.10	-0.01	0.00
2006/11/28	16:00:00	80.3	79.4	77.6	74.2	72.9	76.3	78.7	-87.5	76.0	76.0	70.9	75.6	59.7	59.6	59.3	59.4	-0.10	-0.01	0.00
2006/11/28	16:01:00	80.3	79.6	77.6	74.2	73.1	76.4	78.8	-87.5	76.1	76.0	71.1	75.6	60.4	59.7	60.0	59.5	-0.10	-0.01	0.00
2006/11/28	16:02:00	80.5	79.6	77.8	74.3	73.1	76.6	78.9	-87.7	76.1	76.1	71.1	75.8	60.6	59.9	60.4	59.7	-0.10	0.00	0.00
2006/11/28	16:03:00	80.6	79.8	77.8	74.5	73.5	76.8	79.1	-87.7	76.4	76.4	71.1	75.8	60.9	60.9	60.6	60.2	-0.10	-0.01	0.00
2006/11/28	16:04:00	80.5	79.8	77.8	74.5	73.3	76.7	79.1	-87.3	76.2	76.4	71.1	76.0	61.1	59.8	60.8	59.9	-0.10	0.00	0.00
2006/11/28	16:05:00	80.3	79.4	77.4	74.0	72.7	76.1	78.7	-86.7	75.6	75.6	71.3	76.0	58.1	57.7	57.1	57.1	-0.10	0.00	0.00
2006/11/28	16:06:00	80.3	79.4	77.6	74.1	72.6	76.0	78.7	-87.5	75.6	75.6	71.1	75.6	57.1	56.8	56.0	56.6	-0.10	-0.01	0.00
2006/11/28	16:07:00	80.3	79.4	77.4	74.1	72.6	76.1	78.7	-89.5	75.8	75.8	70.9	75.4	57.5	56.6	56.9	57.0	-0.10	-0.01	0.00
2006/11/28	16:08:00	80.3	79.4	77.4	74.1	72.8	76.1	78.7	-89.9	75.8	75.8	70.9	75.4	58.4	57.4	58.0	57.1	-0.10	0.00	0.00
2006/11/28	16:09:00	80.5	79.6	77.6	74.2	72.9	76.3	78.9	-86.2	76.0	76.1	70.8	75.4	58.6	58.9	58.6	58.0	-0.10	-0.01	0.00
2006/11/28	16:10:00	80.5	79.6	77.6	74.2	73.1	76.3	78.9	-89.5	76.1	76.1	70.9	75.6	59.3	59.1	59.1	58.8	-0.10	0.00	0.00
2006/11/28	16:11:00	80.3	79.6	77.6	74.3	73.1	76.4	79.0	-90.0	76.2	76.2	71.1	75.8	59.8	59.5	59.5	59.3	-0.10	-0.01	0.00
2006/11/28	16:12:00	80.5	79.6	77.8	74.4	73.1	76.5	79.1	-90.8	76.3	76.3	71.1	75.8	60.4	59.6	60.4	59.7	0.00	0.00	0.00
2006/11/28	16:13:00	80.6	79.6	77.8	74.5	73.3	76.7	79.2	-91.0	76.6	76.5	71.1	76.0	60.8	60.6	60.4	60.1	0.00	0.00	0.00
2006/11/28	16:14:00	80.6	79.6	78.0	74.6	73.5	76.8	79.3	-91.6	76.7	76.6	71.1	76.0	60.9	61.3	60.8	60.6	-0.10	0.00	0.00
2006/11/28	16:15:00	80.5	79.8	78.0	74.6	73.5	76.8	79.4	-91.8	76.7	76.7	71.3	76.0	60.4	61.5	60.6	60.8	-0.10	-0.01	0.00
2006/11/28	16:16:00	80.5	79.8	78.0	74.7	73.7	77.0	79.4	-91.0	76.8	76.7	71.1	76.0	61.2	61.5	60.6	60.9	-0.10	-0.01	0.00
2006/11/28	16:17:00	80.5	79.8	78.1	74.7	73.7	77.0	79.6	-91.1	76.9	76.9	71.3	76.1	61.2	61.5	60.6	61.0	-0.10	-0.01	0.00
2006/11/28	16:18:00	80.6	79.8	78.1	74.8	73.6	77.0	79.6	-90.8	77.0	76.9	71.3	76.1	60.4	61.5	60.4	60.6	-0.10	-0.01	0.00
2006/11/28	16:19:00	80.6	79.9	78.2	74.8	73.7	77.1	79.6	-90.7	77.0	77.0	71.3	76.1	61.0	61.5	60.8	60.6	-0.10	-0.01	0.00

Test Report TR63001-07N

Appendix C

Page 111 of 128

Heat Decay Run

3-786
for Model AOS-025, AOS-050, and AOS-100 Transport Packages, Rev. G, July 27, 2012 (Docket No. 71-9316)

Radioactive Material Transport Packaging System Safety Analysis Report

Date	Time	TC1	TC2	TC3	TC4	TC5	TC6	TC7	TC8	TC9	TC10	TC11	TC12	TC13	TC14	TC15	TC16	VDC	Amps	Watts
2006/11/28	16:20:00	80.5	79.8	78.1	74.7	73.6	77.1	79.6	-90.2	76.9	76.8	71.3	76.1	61.2	61.3	60.8	60.6	-0.10	-0.01	0.00
2006/11/28	16:21:00	80.5	79.8	78.1	74.7	73.7	77.1	79.6	-84.5	76.9	76.9	71.3	76.1	61.2	61.1	60.9	60.6	-0.10	-0.01	0.00
2006/11/28	16:22:00	80.5	79.8	78.1	74.7	73.6	77.1	79.6	-89.9	76.9	76.8	71.3	76.1	61.1	61.1	60.9	60.6	-0.10	-0.01	0.00
2006/11/28	16:23:00	80.5	79.8	78.0	74.7	73.6	77.0	79.6	-89.0	76.8	76.8	71.1	76.1	60.4	60.0	60.4	59.7	-0.10	-0.01	0.00
2006/11/28	16:24:00	80.6	79.9	78.2	74.8	73.7	77.2	79.6	-88.8	76.9	76.9	71.3	76.2	60.4	60.2	60.4	59.8	-0.10	-0.01	0.00
2006/11/28	16:25:00	80.6	79.9	78.2	74.8	73.7	77.1	79.6	-89.5	76.9	76.9	71.3	76.1	60.6	60.2	60.4	59.7	-0.10	0.00	0.00
2006/11/28	16:26:00	80.5	79.8	78.1	74.7	73.7	77.0	79.6	-90.2	76.9	76.9	71.3	76.1	60.6	60.1	60.4	60.0	-0.10	0.00	0.00
2006/11/28	16:27:00	80.5	79.8	78.0	74.7	73.6	76.8	79.6	-90.3	76.6	76.8	71.3	76.0	59.7	58.6	60.2	57.6	-0.10	-0.01	0.00
2006/11/28	16:28:00	80.5	79.8	78.0	74.7	73.5	76.8	79.6	-90.4	76.6	76.8	71.5	76.0	58.6	58.6	58.9	57.5	-0.10	-0.01	0.00
2006/11/28	16:29:00	80.6	79.8	78.1	74.8	73.6	77.0	79.6	-89.9	76.8	76.9	71.3	76.1	58.9	59.0	59.0	59.0	-0.10	-0.01	0.00
2006/11/28	16:30:00	80.5	79.8	78.1	74.7	73.6	77.0	79.6	-90.8	76.8	76.8	71.3	76.1	59.6	59.3	59.7	59.1	-0.10	0.00	0.00
2006/11/28	16:31:00	80.5	79.8	78.0	74.6	73.5	77.0	79.4	-90.7	76.8	76.7	71.3	76.1	60.4	59.6	60.4	59.6	-0.10	-0.01	0.00
2006/11/28	16:32:00	80.3	79.8	77.8	74.5	73.5	76.8	79.3	-90.7	76.5	76.5	71.3	76.0	60.6	60.2	60.4	59.9	-0.10	-0.01	0.00
2006/11/28	16:33:00	80.3	79.8	77.8	74.5	73.3	76.8	79.3	-90.7	76.4	76.5	71.3	75.8	60.6	60.2	60.6	59.9	-0.10	-0.01	0.00
2006/11/28	16:34:00	80.3	79.8	77.8	74.5	73.3	76.7	79.3	-89.9	76.5	76.5	71.3	75.8	60.2	59.5	59.8	59.1	-0.10	-0.01	0.00
2006/11/28	16:35:00	80.3	79.8	77.8	74.6	73.3	76.7	79.3	-90.5	76.5	76.6	71.3	76.0	59.2	59.4	59.2	59.3	-0.10	-0.01	0.00
2006/11/28	16:36:00	80.3	79.6	77.4	74.2	72.9	76.3	78.9	-89.3	75.8	76.0	71.3	75.8	57.4	57.1	56.4	56.6	-0.10	0.00	0.00
2006/11/28	16:37:00	79.9	79.2	77.0	73.7	72.3	75.4	78.3	-89.5	75.3	75.3	70.9	75.6	55.7	55.3	54.1	54.9	-0.10	-0.01	0.00
2006/11/28	16:38:00	79.9	79.2	77.1	73.8	72.1	75.4	78.3	-91.3	75.3	75.3	70.8	75.3	55.7	55.3	54.1	54.9	-0.10	-0.01	0.00
2006/11/28	16:39:00	79.9	79.1	77.0	73.7	72.3	75.6	78.3	-80.4	75.3	75.3	70.6	75.1	56.6	55.9	56.4	55.5	-0.10	0.00	0.00
2006/11/28	16:40:00	79.9	79.1	77.0	73.7	72.3	75.6	78.3	-85.1	75.3	75.3	70.6	75.1	57.1	56.1	56.9	55.9	-0.10	-0.01	0.00
2006/11/28	16:41:00	79.9	79.1	77.1	73.8	72.4	75.6	78.3	-84.7	75.6	75.4	70.6	75.1	58.0	58.2	57.8	57.5	-0.10	-0.01	0.00
2006/11/28	16:42:00	80.1	79.2	77.2	73.9	72.6	76.0	78.5	-93.8	75.6	75.6	70.8	75.3	59.1	58.9	58.6	58.4	-0.10	0.00	0.00
2006/11/28	16:43:00	80.1	79.2	77.2	74.0	72.7	76.1	78.6	-93.2	75.8	75.8	70.8	75.4	59.4	59.0	59.1	58.6	-0.10	0.00	0.00
2006/11/28	16:44:00	80.1	79.3	77.3	74.0	72.8	76.1	78.6	-94.0	75.8	75.8	70.8	75.6	59.8	59.6	59.7	59.5	0.00	0.00	0.00
2006/11/28	16:45:00	80.1	79.3	77.3	74.1	72.9	76.2	78.7	-93.9	76.0	76.0	70.9	75.6	60.2	59.3	59.9	59.4	0.00	0.00	0.00
2006/11/28	16:46:00	80.1	79.3	77.3	74.1	72.9	76.2	78.8	-94.6	76.1	76.1	70.9	75.6	60.4	59.8	60.1	59.6	0.00	0.00	0.00
2006/11/28	16:47:00	80.1	79.3	77.3	74.0	72.8	76.3	78.8	-94.3	76.0	76.0	70.9	75.6	60.4	59.7	60.1	59.5	0.00	0.00	0.00
2006/11/28	16:48:00	80.1	79.3	77.4	74.0	72.8	76.3	78.8	-94.2	76.1	76.1	70.8	75.6	60.6	59.8	60.0	59.7	0.00	0.00	0.00
2006/11/28	16:49:00	80.1	79.3	77.4	74.1	72.8	76.3	78.9	-93.5	76.1	76.1	70.8	75.6	60.8	59.7	60.2	59.6	0.00	0.00	0.00
2006/11/28	16:50:00	80.1	79.3	77.4	74.1	72.9	76.3	78.9	-93.0	76.1	76.1	70.9	75.6	60.6	59.8	60.0	59.6	0.00	0.00	0.00
2006/11/28	16:51:00	80.1	79.3	77.6	74.1	72.9	76.3	78.9	-93.2	76.2	76.1	70.8	75.6	60.8	60.6	60.4	59.8	0.00	0.00	0.00
2006/11/28	16:52:00	80.1	79.3	77.6	74.1	73.1	76.4	78.9	-93.3	76.2	76.1	70.8	75.6	60.9	60.6	60.4	60.0	0.00	0.00	0.00
2006/11/28	16:53:00	80.1	79.3	77.4	74.0	72.9	76.4	78.8	-93.0	76.2	76.1	70.8	75.6	60.8	60.9	60.4	60.1	0.00	0.00	0.00
2006/11/28	16:54:00	80.1	79.3	77.4	74.0	72.8	76.4	78.9	-88.1	76.3	76.2	70.9	75.6	60.4	61.1	60.1	60.1	0.00	0.00	0.00
2006/11/28	16:55:00	79.9	79.3	77.4	74.0	72.8	76.3	78.9	-92.7	76.2	76.2	70.8	75.6	59.5	61.0	59.7	59.8	0.00	0.00	0.00
2006/11/28	16:56:00	80.1	79.3	77.4	74.1	72.8	76.3	78.9	-92.5	76.1	76.1	70.8	75.6	59.5	60.1	59.8	59.7	0.00	0.00	0.00
2006/11/28	16:57:00	80.1	79.3	77.6	74.1	73.1	76.5	78.9	-82.9	76.1	76.2	70.9	75.6	60.6	60.4	60.2	59.9	0.00	0.00	0.00
2006/11/28	16:58:00	80.1	79.3	77.6	74.1	73.1	76.5	78.9	-92.0	76.2	76.2	70.9	75.6	60.9	60.6	60.6	60.0	0.00	0.00	0.00
2006/11/28	16:59:00	80.1	79.4	77.4	74.1	73.1	76.5	78.9	-91.0	76.2	76.2	70.9	75.6	60.9	59.7	60.4	59.3	0.00	0.00	0.00
2006/11/28	17:00:00	79.9	79.3	77.3	74.1	72.9	76.4	78.9	-89.5	76.2	76.2	70.9	75.6	60.4	59.7	59.9	59.3	0.00	0.00	0.00
2006/11/28	17:01:00	80.1	79.3	77.4	74.2	73.1	76.5	78.9	-91.3	76.3	76.2	70.9	75.6	59.8	60.4	59.8	59.7	0.00	0.00	0.00
2006/11/28	17:02:00	80.1	79.3	77.4	74.1	73.1	76.4	78.9	-89.9	76.2	76.1	70.9	75.6	60.8	60.9	60.1	60.1	0.00	0.00	0.00
2006/11/28	17:03:00	79.9	79.3	77.4	74.1	72.9	76.4	78.8	-90.8	76.1	76.1	70.9	75.6	60.8	60.6	60.6	60.2	0.00	0.00	0.00
2006/11/28	17:04:00	79.9	79.2	77.4	74.1	72.9	76.4	78.8	-86.1	76.1	76.0	70.9	75.6	61.3	60.4	60.6	60.2	0.00	0.00	0.00
2006/11/28	17:05:00	79.9	79.2	77.3	74.1	72.9	76.3	78.8	-90.4	76.0	76.0	70.9	75.6	60.9	60.1	60.1	59.8	0.00	0.00	0.00
2006/11/28	17:06:00	79.9	79.2	77.3	74.1	72.8	76.3	78.7	-90.4	76.0	75.8	70.8	75.6	60.4	60.2	60.1	59.9	0.00	0.00	0.00
2006/11/28	17:07:00	79.8	79.2	77.3	74.0	72.9	76.3	78.7	-89.1	76.0	75.8	70.8	75.6	60.4	60.6	60.0	60.0	0.00	0.00	0.00
2006/11/28	17:08:00	79.8	79.2	77.2	74.0	72.7	76.2	78.7	-90.0	75.8	75.8	70.8	75.6	60.6	60.4	60.4	59.6	0.00	0.00	0.00
2006/11/28	17:09:00	79.8	79.2	77.2	74.0	72.8	76.2	78.6	-90.3	76.0	75.8	70.8	75.6	60.4	60.8	60.4	59.9	0.00	0.00	0.00
2006/11/28	17:10:00	79.8	79.1	77.2	73.9	72.7	76.0	78.6	-90.4	76.0	75.8	70.6	75.6	60.6	60.9	59.9	60.4	0.00	0.00	0.00
2006/11/28	17:11:00	79.8	79.0	77.2	73.9	72.7	76.2	78.6	-86.1	76.0	75.8	70.8	75.6	60.6	60.4	60.0	60.2	0.00	0.00	0.00
2006/11/28	17:12:00	79.8	79.1	77.1	73.9	72.8	76.1	78.6	-90.2	75.8	75.8	70.8	75.6	60.8	61.2	60.1	60.1	0.00	0.00	0.00
2006/11/28	17:13:00	79.9	79.1	77.2	73.9	72.8	76.1	78.6	-89.9	75.8	75.8	70.8	75.6	59.9	60.6	59.8	60.1	0.00	0.00	0.00
2006/11/28	17:14:00	79.9	79.2	77.2	74.0	72.8	76.0	78.6	-89.9	76.0	75.8	70.8	75.6	59.8	60.6	59.7	60.0	0.00	0.00	0.00
2006/11/28	17:15:00	79.9	79.1	77.2	73.9	72.8	76.2	78.6	-89.5	75.8	75.8	70.8	75.4	60.4	61.0	60.2	59.7	0.00	0.00	0.00
2006/11/28	17:16:00	79.8	79.1	77.2	73.9	72.8	76.1	78.6	-88.6	75.8	75.8	70.8	75.6	60.6	61.3	60.4	59.9	0.00	0.00	0.00
2006/11/28	17:17:00	79.8	79.1	77.2	73.9	72.8	76.0	78.6	-89.5	75.8	75.8	70.8	75.6	60.2	61.2	60.0	59.8	0.00	0.00	0.00

Test Report TR63001-07N

Appendix C

Page 112 of 128

Heat Decay Run

Radioactive Material Transport Packaging System Safety Analysis Report
for Model AOS-025, AOS-050, and AOS-100 Transport Packages, Rev. G, July 27, 2012 (Docket No. 71-9316)

3-787

Date	Time	TC1	TC2	TC3	TC4	TC5	TC6	TC7	TC8	TC9	TC10	TC11	TC12	TC13	TC14	TC15	TC16	VDC	Amps	Watts
2006/11/28	17:18:00	79.8	79.1	77.3	73.9	72.8	76.0	78.7	-89.2	75.8	75.8	70.8	75.4	60.4	61.2	60.0	60.0	0.00	0.00	0.00
2006/11/28	17:19:00	79.8	79.0	77.2	73.9	72.7	76.0	78.6	-89.0	75.8	75.8	70.6	75.4	60.2	61.1	60.1	59.9	0.00	0.00	0.00
2006/11/28	17:20:00	79.8	79.0	77.2	73.9	72.6	76.0	78.6	-88.8	75.8	75.8	70.8	75.4	60.4	60.6	59.9	59.7	-0.10	-0.01	0.00
2006/11/28	17:21:00	79.8	79.0	77.2	73.9	72.7	76.1	78.6	-88.8	75.8	75.8	70.8	75.4	60.9	61.2	60.4	60.2	0.00	0.00	0.00
2006/11/28	17:22:00	79.8	79.0	77.2	73.9	72.7	76.0	78.6	-88.1	75.8	75.8	70.6	75.3	60.8	61.1	60.0	60.0	-0.10	-0.01	0.00
2006/11/28	17:23:00	79.8	79.0	77.2	73.9	72.6	76.1	78.6	-88.0	76.0	75.8	70.6	75.4	61.0	61.4	60.1	60.2	-0.10	-0.01	0.00
2006/11/28	17:24:00	79.8	79.0	77.2	73.9	72.7	76.0	78.5	-88.5	75.8	75.8	70.6	75.4	61.0	61.2	60.6	59.9	-0.10	-0.01	0.00
2006/11/28	17:25:00	79.8	79.0	77.2	73.9	72.7	76.0	78.5	-87.3	75.8	75.8	70.6	75.3	60.8	61.2	60.6	60.4	-0.10	-0.01	0.00
2006/11/28	17:26:00	79.8	79.0	77.1	73.8	72.6	76.0	78.5	-87.5	75.8	75.8	70.6	75.3	60.9	61.0	60.6	60.2	-0.10	-0.01	0.00
2006/11/28	17:27:00	79.8	78.9	77.1	73.8	72.7	76.0	78.5	-87.3	75.8	75.8	70.6	75.3	60.9	60.6	60.1	60.1	-0.10	-0.01	0.00
2006/11/28	17:28:00	79.8	78.9	77.1	73.8	72.7	76.1	78.5	-87.3	75.8	75.8	70.6	75.3	60.9	61.2	60.0	60.1	-0.10	-0.01	0.00
2006/11/28	17:29:00	79.8	78.9	77.1	73.8	72.7	76.1	78.5	-86.9	75.8	75.8	70.6	75.3	60.8	61.2	60.4	60.1	-0.10	-0.01	0.00
2006/11/28	17:30:00	79.8	78.9	77.0	73.8	72.6	76.0	78.5	-87.0	75.6	75.6	70.6	75.3	60.8	60.8	60.4	59.7	-0.10	-0.01	0.00
2006/11/28	17:31:00	79.8	78.9	77.0	73.8	72.6	76.1	78.5	-86.9	75.8	75.6	70.6	75.3	60.9	60.6	60.4	59.9	-0.10	-0.01	0.00
2006/11/28	17:32:00	79.8	78.9	77.1	73.7	72.5	76.1	78.3	-86.9	75.8	75.6	70.6	75.3	60.8	60.0	60.2	59.6	-0.10	-0.01	0.00
2006/11/28	17:33:00	79.8	78.9	77.0	73.7	72.5	76.0	78.3	-86.5	75.6	75.6	70.6	75.3	60.6	59.9	59.8	59.5	-0.10	-0.01	0.00
2006/11/28	17:34:00	79.8	78.9	77.1	73.7	72.5	76.0	78.3	-86.9	75.6	75.6	70.6	75.3	60.6	60.6	59.7	59.7	-0.10	-0.01	0.00
2006/11/28	17:35:00	79.8	78.9	77.0	73.7	72.6	76.0	78.3	-86.7	75.6	75.6	70.6	75.3	60.6	60.2	59.9	59.7	-0.10	-0.01	0.00
2006/11/28	17:36:00	79.8	79.0	77.1	73.8	72.6	76.1	78.5	-86.3	75.8	75.8	70.6	75.3	60.9	60.4	60.4	59.7	-0.10	-0.01	0.00
2006/11/28	17:37:00	79.8	79.0	77.1	73.8	72.7	76.2	78.5	-81.3	75.8	75.8	70.6	75.3	60.6	60.4	60.1	60.1	-0.10	-0.01	0.00
2006/11/28	17:38:00	79.8	79.1	77.2	73.9	72.7	76.2	78.6	-85.8	76.0	75.8	70.8	75.3	61.0	60.6	60.6	60.4	-0.10	-0.01	0.00
2006/11/28	17:39:00	79.8	79.1	77.3	74.0	72.9	76.4	78.7	-86.5	76.1	76.1	70.8	75.3	60.6	60.6	60.6	60.4	-0.10	0.00	0.00
2006/11/28	17:40:00	79.8	79.2	77.3	74.1	72.9	76.3	78.9	-85.8	76.2	76.3	70.8	75.3	60.4	61.1	59.9	60.4	-0.10	-0.01	0.00
2006/11/28	17:41:00	79.9	79.1	77.4	74.1	72.9	76.4	78.9	-86.5	76.4	76.3	70.8	75.4	60.6	60.9	59.9	60.4	-0.10	-0.01	0.00
2006/11/28	17:42:00	79.9	79.3	77.3	74.2	73.1	76.4	79.0	-86.5	76.4	76.4	70.8	75.4	59.7	61.0	59.8	60.4	-0.10	-0.01	0.00
2006/11/28	17:43:00	79.8	79.2	77.3	74.1	72.8	76.4	78.9	-85.5	76.3	76.2	70.8	75.4	60.1	60.0	59.7	59.5	-0.10	-0.01	0.00
2006/11/28	17:44:00	79.8	79.2	77.3	74.0	72.9	76.4	78.9	-86.1	76.3	76.3	70.8	75.4	60.6	60.6	60.2	59.7	-0.10	-0.01	0.00
2006/11/28	17:45:00	79.8	79.1	77.3	74.1	72.9	76.2	78.9	-86.1	76.4	76.4	70.8	75.4	59.8	61.0	60.0	60.4	-0.10	-0.01	0.00
2006/11/28	17:46:00	79.9	79.2	77.4	74.2	73.1	76.4	79.0	-83.1	76.5	76.5	70.8	75.3	60.1	60.1	60.1	60.2	-0.10	-0.01	0.00
2006/11/28	17:47:00	79.9	79.2	77.6	74.3	73.1	76.6	79.0	-86.2	76.6	76.5	70.8	75.4	60.4	61.1	60.4	60.6	-0.10	-0.01	0.00
2006/11/28	17:48:00	79.9	79.2	77.4	74.2	73.1	76.5	79.0	-86.7	76.6	76.5	70.8	75.4	60.4	61.3	60.4	60.6	-0.10	-0.01	0.00
2006/11/28	17:49:00	79.9	79.3	77.6	74.3	73.1	76.5	79.1	-86.0	76.7	76.6	70.8	75.6	60.2	61.3	60.6	60.4	-0.10	-0.01	0.00
2006/11/28	17:50:00	79.8	79.1	77.4	74.1	73.1	76.6	79.0	-87.3	76.7	76.6	70.8	75.6	60.0	61.3	60.6	60.8	-0.10	-0.01	0.00
2006/11/28	17:51:00	79.8	79.1	77.3	74.1	72.9	76.5	79.0	-86.7	76.6	76.5	70.8	75.6	60.4	61.2	60.4	60.6	-0.10	-0.01	0.00
2006/11/28	17:52:00	79.8	79.0	77.2	74.1	73.1	76.5	78.9	-86.5	76.6	76.5	70.8	75.4	60.6	61.4	60.4	60.8	-0.10	-0.01	0.00
2006/11/28	17:53:00	79.8	79.0	77.2	74.0	72.8	76.4	78.8	-86.5	76.4	76.4	70.8	75.4	61.2	61.1	60.9	60.6	-0.10	-0.01	0.00
2006/11/28	17:54:00	79.8	79.1	77.2	74.0	72.9	76.4	78.9	-86.5	76.4	76.4	70.8	75.4	61.1	61.2	61.1	60.6	-0.10	-0.01	0.00
2006/11/28	17:55:00	79.8	79.0	77.1	73.9	72.9	76.4	78.8	-85.1	76.4	76.4	70.8	75.4	61.1	61.3	60.8	60.8	-0.10	-0.01	0.00
2006/11/28	17:56:00	79.8	79.0	77.1	73.9	72.8	76.3	78.8	-85.8	76.4	76.4	70.8	75.3	61.4	61.0	60.8	61.0	-0.10	-0.01	0.00
2006/11/28	17:57:00	79.8	79.0	77.2	73.9	72.8	76.4	78.8	-81.1	76.3	76.4	70.8	75.3	61.3	61.1	61.2	60.8	-0.10	0.00	0.00
2006/11/28	17:58:00	79.8	79.0	77.1	73.9	72.8	76.4	78.8	-85.6	76.3	76.3	70.6	75.3	61.4	61.2	61.1	60.9	-0.10	-0.01	0.00
2006/11/28	17:59:00	79.8	78.9	77.1	73.9	72.7	76.3	78.8	-84.5	76.4	76.4	70.6	75.3	60.9	61.4	60.9	61.0	-0.10	-0.01	0.00
2006/11/28	18:00:00	79.8	78.9	77.1	73.9	72.9	76.3	78.8	-86.0	76.3	76.4	70.8	75.3	61.1	61.3	60.8	61.1	-0.10	-0.01	0.00
2006/11/28	18:01:00	79.8	78.9	77.1	73.9	72.8	76.3	78.7	-77.9	76.4	76.4	70.8	75.3	61.3	61.5	61.0	61.1	-0.10	0.00	0.00
2006/11/28	18:02:00	79.8	79.0	77.1	73.9	72.7	76.3	78.7	-76.7	76.4	76.4	70.6	75.3	61.3	61.5	60.8	61.0	-0.10	0.00	0.00
2006/11/28	18:03:00	79.6	78.9	77.1	73.9	72.8	76.2	78.7	-83.6	76.3	76.3	70.6	75.3	60.9	61.4	60.8	61.0	-0.10	0.00	0.00
2006/11/28	18:04:00	79.6	78.8	77.0	73.8	72.8	76.2	78.6	-78.3	76.3	76.2	70.6	75.3	61.1	61.4	60.8	61.0	-0.10	0.00	0.00
2006/11/28	18:05:00	79.6	78.9	77.0	73.9	72.7	76.2	78.6	-72.5	76.3	76.3	70.6	75.3	61.3	61.3	60.9	60.9	-0.10	0.00	0.00
2006/11/28	18:06:00	79.6	78.8	77.0	73.8	72.7	76.1	78.6	-84.4	76.2	76.2	70.6	75.3	61.3	61.5	60.8	60.6	-0.10	0.00	0.00
2006/11/28	18:07:00	79.6	78.9	77.0	73.9	72.7	76.2	78.6	-84.4	76.3	76.2	70.6	75.3	61.3	61.5	60.9	60.8	-0.10	0.00	0.00
2006/11/28	18:08:00	79.6	78.9	77.1	73.9	72.8	76.2	78.6	-84.4	76.3	76.3	70.6	75.3	61.2	61.3	60.9	61.0	-0.10	0.00	0.00
2006/11/28	18:09:00	79.6	78.9	77.0	73.9	72.8	76.3	78.6	-83.5	76.2	76.3	70.6	75.3	61.4	61.0	61.1	60.9	-0.10	-0.01	0.00
2006/11/28	18:10:00	79.6	78.8	77.0	73.8	72.7	76.2	78.6	-80.0	76.3	76.2	70.6	75.3	61.4	61.3	61.2	60.9	-0.10	0.00	0.00
2006/11/28	18:11:00	79.6	78.8	76.9	73.8	72.7	76.2	78.6	-71.8	76.2	76.2	70.6	75.3	61.3	61.3	60.9	60.9	-0.10	0.00	0.00
2006/11/28	18:12:00	79.6	78.8	76.9	73.8	72.7	76.2	78.6	-72.3	76.2	76.2	70.6	75.3	61.3	61.3	60.9	60.8	-0.10	-0.01	0.00
2006/11/28	18:13:00	79.6	78.8	77.0	73.8	72.7	76.2	78.6	-71.8	76.2	76.1	70.6	75.3	61.3	61.0	60.9	60.8	-0.10	-0.01	0.00
2006/11/28	18:14:00	79.6	78.8	77.0	73.9	72.6	76.1	78.5	-84.2	76.2	76.1	70.6	75.3	61.0	61.3	61.0	61.0	-0.10	0.00	0.00
2006/11/28	18:15:00	79.6	78.8	77.0	73.8	72.6	76.0	78.3	-84.4	76.1	75.8	70.6	75.3	60.6	61.4	60.6	60.9	-0.10	-0.01	0.00

Test Report TR63001-07N

Appendix C

Page 113 of 128

Heat Decay Run

3-788
for Model AOS-025, AOS-050, and AOS-100 Transport Packages, Rev. G, July 27, 2012 (Docket No. 71-9316)

Date	Time	TC1	TC2	TC3	TC4	TC5	TC6	TC7	TC8	TC9	TC10	TC11	TC12	TC13	TC14	TC15	TC16	VDC	Amps	Watts
2006/11/28	18:16:00	79.6	78.8	77.0	73.8	72.6	76.1	78.3	-84.7	76.0	75.8	70.6	75.3	60.9	61.5	60.8	60.9	-0.10	0.00	0.00
2006/11/28	18:17:00	79.6	78.8	77.0	73.8	72.7	76.0	78.3	-83.3	75.8	75.8	70.6	75.3	61.2	61.4	60.8	61.0	-0.10	0.00	0.00
2006/11/28	18:18:00	79.6	78.8	77.0	73.8	72.7	75.8	78.3	-84.5	75.8	75.8	70.6	75.1	61.3	60.9	60.9	60.6	-0.10	0.00	0.00
2006/11/28	18:19:00	79.6	78.8	77.0	73.8	72.6	76.0	78.3	-74.9	75.8	75.8	70.6	75.1	60.9	60.6	60.8	60.2	-0.10	0.00	0.00
2006/11/28	18:20:00	79.6	78.8	76.9	73.7	72.5	76.0	78.3	-83.7	75.8	75.8	70.6	75.1	61.1	60.8	60.8	60.4	-0.10	0.00	0.00
2006/11/28	18:21:00	79.6	78.8	76.9	73.7	72.6	76.0	78.3	-78.3	75.8	75.8	70.6	75.1	61.1	60.6	60.8	60.6	-0.10	0.00	0.00
2006/11/28	18:22:00	79.6	78.8	76.9	73.7	72.5	76.0	78.3	-83.6	75.8	75.8	70.4	75.1	61.1	61.0	60.6	60.8	-0.10	0.00	0.00
2006/11/28	18:23:00	79.6	78.7	76.9	73.7	72.5	76.0	78.3	-84.2	76.0	75.8	70.6	75.1	61.2	61.2	60.9	61.0	-0.10	-0.01	0.00
2006/11/28	18:24:00	79.4	78.7	76.8	73.7	72.6	75.8	78.3	-84.8	76.0	75.8	70.4	75.1	61.3	61.4	60.9	60.8	-0.10	-0.01	0.00
2006/11/28	18:25:00	79.4	78.7	76.8	73.7	72.5	76.0	78.3	-84.8	76.0	75.8	70.4	75.1	61.4	61.6	61.1	60.9	-0.10	0.00	0.00
2006/11/28	18:26:00	79.6	78.7	76.9	73.8	72.6	76.1	78.3	-85.3	76.1	76.1	70.4	75.1	61.5	61.6	61.1	61.1	-0.10	-0.01	0.00
2006/11/28	18:27:00	79.6	78.7	76.9	73.8	72.6	76.1	78.3	-85.1	76.0	76.0	70.6	75.1	61.4	60.8	61.2	61.0	-0.10	-0.01	0.00
2006/11/28	18:28:00	79.6	78.7	76.9	73.8	72.6	76.1	78.3	-84.7	76.0	76.0	70.6	75.1	61.3	60.9	61.2	61.0	-0.10	-0.01	0.00
2006/11/28	18:29:00	79.6	78.7	76.9	73.8	72.6	76.1	78.3	-82.9	76.1	76.0	70.6	75.1	61.4	61.3	61.1	61.1	-0.10	-0.01	0.00
2006/11/28	18:30:00	79.6	78.7	76.9	73.7	72.5	76.0	78.3	-84.4	76.1	76.0	70.6	75.1	61.3	61.2	61.1	61.1	-0.10	-0.01	0.00
2006/11/28	18:31:00	79.6	78.7	76.9	73.7	72.6	76.1	78.3	-84.0	76.0	76.0	70.6	75.1	61.4	60.6	61.2	60.8	-0.10	0.00	0.00
2006/11/28	18:32:00	79.6	78.7	76.9	73.7	72.7	76.1	78.3	-84.0	76.1	76.0	70.4	75.1	61.3	61.1	61.1	60.9	-0.10	0.00	0.00
2006/11/28	18:33:00	79.6	78.7	76.9	73.7	72.7	76.1	78.3	-84.3	76.1	76.0	70.4	75.1	61.3	61.0	61.0	60.8	-0.10	-0.01	0.00
2006/11/28	18:34:00	79.6	78.7	76.9	73.8	72.7	76.1	78.5	-83.6	76.1	76.1	70.6	75.1	61.4	61.2	61.0	61.0	-0.10	0.00	0.00
2006/11/28	18:35:00	79.6	78.7	76.9	73.7	72.8	76.1	78.5	-83.5	76.2	76.1	70.6	75.1	61.5	61.2	61.3	61.1	-0.10	-0.01	0.00
2006/11/28	18:36:00	79.6	78.7	77.0	73.8	72.8	76.2	78.5	-83.7	76.3	76.2	70.6	75.1	61.5	61.2	61.2	61.3	-0.10	-0.01	0.00
2006/11/28	18:37:00	79.6	78.7	76.9	73.8	72.8	76.2	78.5	-83.5	76.1	76.1	70.6	75.3	61.5	61.1	61.3	60.8	-0.10	0.00	0.00
2006/11/28	18:38:00	79.6	78.7	76.9	73.8	72.8	76.2	78.5	-83.3	76.1	76.1	70.6	75.1	61.5	61.4	61.2	61.1	-0.10	0.00	0.00
2006/11/28	18:39:00	79.6	78.7	76.9	73.8	72.8	76.2	78.5	-80.3	76.2	76.1	70.6	75.1	61.4	60.9	61.2	61.0	-0.10	0.00	0.00
2006/11/28	18:40:00	79.6	78.6	76.8	73.7	72.6	76.0	78.3	-69.3	75.8	76.0	70.6	75.1	61.2	60.8	60.9	60.6	-0.10	0.00	0.00
2006/11/28	18:41:00	79.6	78.6	76.8	73.6	72.6	76.0	78.3	-71.6	75.8	75.8	70.6	75.1	61.4	60.6	60.9	60.6	-0.10	0.00	0.00
2006/11/28	18:42:00	79.4	78.6	76.7	73.5	72.4	75.8	78.2	-84.3	75.8	75.8	70.4	75.1	61.1	61.1	60.6	60.8	-0.10	0.00	0.00
2006/11/28	18:43:00	79.4	78.5	76.7	73.5	72.4	75.8	78.1	-84.8	75.6	75.8	70.4	75.1	61.2	60.9	60.6	60.8	-0.10	0.00	0.00
2006/11/28	18:44:00	79.4	78.6	76.7	73.6	72.4	75.8	78.1	-84.8	75.8	75.8	70.4	75.1	61.4	61.2	60.8	61.0	-0.10	0.00	0.00
2006/11/28	18:45:00	79.4	78.6	76.7	73.6	72.4	75.8	78.2	-84.8	75.8	75.8	70.3	74.9	61.2	61.1	60.6	60.9	-0.10	-0.01	0.00
2006/11/28	18:46:00	79.4	78.5	76.7	73.6	72.4	75.8	78.1	-76.7	75.8	75.8	70.3	74.9	61.2	61.1	60.8	60.8	-0.10	0.00	0.00
2006/11/28	18:47:00	79.4	78.6	76.8	73.7	72.6	75.8	78.2	-83.7	75.8	75.8	70.4	74.9	61.2	60.4	60.9	60.6	-0.10	-0.01	0.00
2006/11/28	18:48:00	79.4	78.5	76.8	73.7	72.6	75.8	78.3	-84.3	75.8	75.8	70.4	75.1	61.1	60.4	60.9	60.4	-0.10	0.00	0.00
2006/11/28	18:49:00	79.4	78.6	76.8	73.7	72.6	75.8	78.3	-84.3	75.8	75.8	70.6	75.1	61.1	60.6	60.8	60.4	-0.10	-0.01	0.00
2006/11/28	18:50:00	79.4	78.6	76.8	73.7	72.6	76.0	78.3	-84.5	75.8	75.8	70.6	75.1	61.1	60.6	60.9	60.4	-0.10	0.00	0.00
2006/11/28	18:51:00	79.4	78.6	76.8	73.7	72.6	76.0	78.3	-83.7	75.8	75.8	70.6	75.1	61.1	60.2	60.8	60.1	-0.10	-0.01	0.00
2006/11/28	18:52:00	79.4	78.6	76.9	73.7	72.6	76.0	78.3	-84.0	75.8	75.8	70.6	75.1	61.2	60.9	60.8	60.4	-0.10	0.00	0.00
2006/11/28	18:53:00	79.4	78.6	76.9	73.8	72.8	76.2	78.3	-82.4	76.0	76.0	70.4	75.1	61.3	61.1	61.0	60.9	-0.10	0.00	0.00
2006/11/28	18:54:00	79.4	78.7	77.0	73.9	72.8	76.3	78.5	-69.8	76.2	76.1	70.6	75.1	61.6	61.8	61.4	61.4	-0.10	0.00	0.00
2006/11/28	18:55:00	79.4	78.7	77.0	73.9	72.8	76.2	78.3	-79.8	76.1	76.1	70.6	75.3	61.9	61.4	61.4	61.4	-0.10	-0.01	0.00
2006/11/28	18:56:00	79.4	78.7	77.0	73.9	72.9	76.2	78.3	-83.3	76.0	76.0	70.6	75.1	61.7	61.3	61.4	61.1	-0.10	-0.01	0.00
2006/11/28	18:57:00	79.4	78.7	76.9	73.8	72.8	76.1	78.3	-79.2	76.0	75.8	70.6	75.1	61.5	61.3	61.1	61.0	-0.10	-0.01	0.00
2006/11/28	18:58:00	79.4	78.6	76.9	73.8	72.7	76.0	78.3	-79.0	75.8	75.8	70.4	75.1	61.4	61.2	61.0	61.1	-0.10	0.00	0.00
2006/11/28	18:59:00	79.3	78.6	76.8	73.6	72.6	75.8	78.2	-83.3	75.8	75.8	70.3	74.9	61.3	61.0	60.8	61.1	-0.10	0.00	0.00
2006/11/28	19:00:00	79.3	78.5	76.7	73.6	72.4	75.8	78.1	-84.0	75.6	75.6	70.3	74.9	61.3	60.6	60.8	60.6	-0.10	0.00	0.00
2006/11/28	19:01:00	79.3	78.5	76.7	73.6	72.5	75.8	78.1	-83.8	75.6	75.6	70.3	74.8	61.0	60.6	60.6	60.4	-0.10	-0.01	0.00
2006/11/28	19:02:00	79.3	78.5	76.7	73.6	72.4	75.8	78.1	-84.0	75.6	75.6	70.3	74.8	61.4	61.0	60.6	60.6	-0.10	-0.01	0.00
2006/11/28	19:03:00	79.3	78.5	76.8	73.7	72.6	75.8	78.2	-85.6	75.8	75.8	70.3	74.9	61.5	61.4	60.9	61.1	-0.10	-0.01	0.00
2006/11/28	19:04:00	79.3	78.6	76.8	73.7	72.6	75.8	78.3	-74.2	75.8	75.8	70.3	74.9	61.2	60.6	61.0	60.6	-0.10	-0.01	0.00
2006/11/28	19:05:00	79.3	78.5	76.7	73.7	72.5	75.8	78.2	-81.3	75.8	75.8	70.3	74.9	61.2	61.0	60.6	60.6	-0.10	-0.01	0.00
2006/11/28	19:06:00	79.3	78.5	76.7	73.6	72.6	75.8	78.1	-84.5	75.8	75.6	70.2	74.8	61.4	61.1	60.8	60.9	-0.10	-0.01	0.00
2006/11/28	19:07:00	79.3	78.3	76.6	73.5	72.4	75.6	78.1	-83.8	75.6	75.6	70.2	74.8	61.4	60.6	60.9	60.8	-0.10	-0.01	0.00
2006/11/28	19:08:00	79.3	78.5	76.7	73.5	72.4	75.8	78.1	-83.3	75.6	75.6	70.2	74.8	61.3	60.8	60.9	60.6	-0.10	-0.01	0.00
2006/11/28	19:09:00	79.2	78.3	76.6	73.3	72.3	75.6	78.0	-83.7	75.6	75.6	70.2	74.8	61.2	60.6	60.6	60.6	-0.10	-0.01	0.00
2006/11/28	19:10:00	79.3	78.3	76.6	73.5	72.3	75.6	78.0	-83.0	75.6	75.6	70.3	74.8	61.2	60.6	60.6	60.4	-0.10	0.00	0.00
2006/11/28	19:11:00	79.2	78.3	76.6	73.5	72.4	75.6	78.0	-83.7	75.4	75.6	70.3	74.8	60.9	60.6	60.6	60.4	-0.10	-0.01	0.00
2006/11/28	19:12:00	79.2	78.3	76.6	73.5	72.4	75.6	78.0	-83.3	75.6	75.6	70.2	74.7	61.0	60.6	60.6	60.4	-0.10	-0.01	0.00
2006/11/28	19:13:00	79.2	78.3	76.6	73.5	72.4	75.6	78.0	-80.6	75.6	75.6	70.2	74.8	61.1	60.6	60.6	60.4	-0.10	0.00	0.00

Test Report TR63001-07N

Appendix C

Page 114 of 128

Heat Decay Run

Date	Time	TC1	TC2	TC3	TC4	TC5	TC6	TC7	TC8	TC9	TC10	TC11	TC12	TC13	TC14	TC15	TC16	VDC	Amps	Watts
2006/11/28	19:14:00	79.2	78.5	76.7	73.6	72.4	75.8	78.1	-71.0	75.6	75.6	70.2	74.8	61.1	61.0	60.8	60.6	-0.10	-0.01	0.00
2006/11/28	19:15:00	79.2	78.5	76.7	73.6	72.4	75.8	78.1	-83.6	75.6	75.6	70.2	74.8	61.2	60.6	60.8	60.6	-0.10	-0.01	0.00
2006/11/28	19:16:00	79.1	78.3	76.6	73.5	72.4	75.6	78.0	-83.8	75.6	75.6	70.3	74.7	61.1	60.4	60.6	60.1	-0.10	-0.01	0.00
2006/11/28	19:17:00	79.1	78.3	76.6	73.3	72.4	75.6	78.0	-79.8	75.4	75.4	70.3	74.8	61.1	60.8	60.6	60.4	0.00	0.00	0.00
2006/11/28	19:18:00	79.1	78.3	76.6	73.5	72.4	75.6	78.0	-84.0	75.4	75.4	70.2	74.8	61.1	61.2	60.9	60.4	-0.10	0.00	0.00
2006/11/28	19:19:00	79.2	78.3	76.6	73.5	72.4	75.6	78.0	-83.5	75.4	75.4	70.2	74.8	61.1	61.5	60.6	60.4	-0.10	0.00	0.00
2006/11/28	19:20:00	79.2	78.3	76.6	73.5	72.3	75.6	78.0	-79.2	75.4	75.4	70.3	74.8	61.1	61.3	60.8	60.8	-0.10	0.00	0.00
2006/11/28	19:21:00	79.2	78.3	76.5	73.3	72.3	75.3	77.8	-78.3	75.4	75.3	70.2	74.7	60.1	61.1	60.2	60.4	-0.10	-0.01	0.00
2006/11/28	19:22:00	79.0	78.2	76.4	73.3	72.2	75.3	77.8	-74.5	75.3	75.1	70.2	74.7	59.9	60.9	60.1	60.2	-0.10	-0.01	0.00
2006/11/28	19:23:00	79.0	78.2	76.4	73.1	72.1	75.1	77.6	-73.9	75.3	75.1	70.1	74.6	59.9	61.1	59.9	60.4	-0.10	-0.01	0.00
2006/11/28	19:24:00	79.0	78.2	76.4	73.1	72.1	75.3	77.6	-81.5	75.3	75.3	70.1	74.6	59.9	61.1	60.1	60.1	-0.10	-0.01	0.00
2006/11/28	19:25:00	79.0	78.2	76.4	73.1	72.0	75.1	77.6	-79.8	75.1	75.1	70.1	74.6	59.8	61.0	59.8	60.1	-0.10	0.00	0.00
2006/11/28	19:26:00	79.0	78.1	76.4	73.1	72.1	75.1	77.6	-83.6	75.1	75.1	70.1	74.6	59.7	60.9	59.8	60.0	-0.10	0.00	0.00
2006/11/28	19:27:00	79.0	78.1	76.3	73.1	72.0	75.1	77.6	-84.0	75.1	75.1	69.9	74.5	60.2	61.1	59.9	60.2	-0.10	0.00	0.00
2006/11/28	19:28:00	78.9	78.0	76.3	73.1	71.9	75.1	77.4	-84.4	75.1	75.1	70.0	74.5	59.7	61.0	59.8	60.1	-0.10	0.00	0.00
2006/11/28	19:29:00	78.9	78.1	76.2	72.9	71.9	74.9	77.3	-84.2	74.9	74.9	70.0	74.6	59.8	61.0	59.9	60.0	-0.10	0.00	0.00
2006/11/28	19:30:00	78.9	78.1	76.2	73.1	71.9	74.9	77.3	-76.8	75.1	74.9	70.0	74.6	59.7	60.9	59.9	60.1	-0.10	0.00	0.00
2006/11/28	19:31:00	79.0	78.1	76.2	73.1	71.9	74.8	77.3	-78.3	74.9	74.8	70.0	74.6	60.2	61.0	59.9	60.1	-0.10	0.00	0.00
2006/11/28	19:32:00	79.0	78.1	76.3	73.1	71.8	74.8	77.3	-74.5	74.9	74.8	70.1	74.6	59.5	60.9	59.6	59.9	-0.10	0.00	0.00
2006/11/28	19:33:00	79.0	78.1	76.2	73.1	71.8	74.8	77.3	-84.9	74.8	74.8	70.0	74.5	59.6	60.8	59.6	59.8	-0.10	-0.01	0.00
2006/11/28	19:34:00	78.9	78.1	76.2	73.1	71.8	74.9	77.3	-84.9	74.8	74.8	70.0	74.5	59.8	60.8	59.9	59.9	-0.10	0.00	0.00
2006/11/28	19:35:00	78.9	78.1	76.2	72.9	71.9	74.9	77.3	-84.9	74.9	74.7	70.1	74.5	59.7	60.8	59.7	60.0	-0.10	0.00	0.00
2006/11/28	19:36:00	78.9	78.1	76.2	73.1	71.9	74.9	77.3	-85.1	74.8	74.7	70.0	74.5	59.7	60.8	59.8	60.1	-0.10	0.00	0.00
2006/11/28	19:37:00	78.9	78.1	76.3	73.1	72.0	74.9	77.3	-80.3	74.8	74.7	70.0	74.5	59.8	60.9	59.9	60.2	-0.10	0.00	0.00
2006/11/28	19:38:00	78.9	78.1	76.2	72.9	71.8	74.8	77.2	-77.0	74.8	74.7	70.1	74.5	59.8	60.8	59.8	60.0	-0.10	-0.01	0.00
2006/11/28	19:39:00	78.9	78.1	76.3	73.1	71.9	74.8	77.3	-79.0	74.8	74.7	70.0	74.5	59.9	60.9	59.9	59.9	-0.10	-0.01	0.00
2006/11/28	19:40:00	78.9	78.0	76.2	72.9	71.9	74.9	77.2	-85.3	74.8	74.7	70.0	74.5	59.9	60.8	59.9	60.0	-0.10	-0.01	0.00
2006/11/28	19:41:00	78.9	78.1	76.1	73.1	71.9	74.8	77.3	-85.3	74.8	74.8	70.0	74.5	59.6	60.9	59.5	60.1	-0.10	-0.01	0.00
2006/11/28	19:42:00	78.8	78.0	76.1	72.9	71.8	74.8	77.2	-85.3	74.7	74.7	70.0	74.5	59.6	61.0	59.6	60.0	-0.10	-0.01	0.00
2006/11/28	19:43:00	78.9	78.1	76.2	72.9	71.9	74.8	77.3	-85.3	74.9	74.7	70.0	74.5	59.8	60.8	59.8	60.1	-0.10	0.00	0.00
2006/11/28	19:44:00	78.9	78.0	76.2	72.9	71.9	74.8	77.3	-85.4	74.7	74.7	70.1	74.5	59.9	60.6	59.7	60.0	-0.10	0.00	0.00
2006/11/28	19:45:00	78.9	78.0	76.2	72.9	71.9	74.8	77.3	-82.4	74.8	74.7	70.1	74.5	59.8	60.6	59.8	60.0	-0.10	0.00	0.00
2006/11/28	19:46:00	78.9	78.1	76.2	73.1	71.9	74.9	77.3	-85.5	74.9	74.7	70.2	74.6	59.7	61.0	59.6	60.2	-0.10	0.00	0.00
2006/11/28	19:47:00	78.9	78.0	76.2	73.1	71.9	74.8	77.3	-75.9	74.8	74.7	70.2	74.6	59.9	61.0	59.9	59.9	0.00	0.00	0.00
2006/11/28	19:48:00	78.9	78.1	76.2	72.9	71.9	74.9	77.3	-72.5	74.8	74.7	70.0	74.5	59.6	60.8	59.7	60.1	-0.10	-0.01	0.00
2006/11/28	19:49:00	78.8	78.0	76.1	72.9	71.8	74.8	77.2	-84.5	74.8	74.7	70.1	74.5	59.7	60.9	59.7	60.0	-0.10	-0.01	0.00
2006/11/28	19:50:00	78.8	78.0	76.2	72.9	71.8	74.8	77.2	-85.0	74.7	74.7	70.1	74.5	59.8	60.6	59.7	59.9	-0.10	0.00	0.00
2006/11/28	19:51:00	78.8	78.0	76.2	72.9	71.8	74.7	77.2	-85.6	74.7	74.6	70.1	74.5	59.6	61.0	59.8	59.9	-0.10	0.00	0.00
2006/11/28	19:52:00	78.8	78.0	76.1	72.8	71.8	74.7	77.2	-77.0	74.7	74.6	70.1	74.5	59.8	60.6	59.8	60.0	-0.10	-0.01	0.00
2006/11/28	19:53:00	78.8	78.0	76.2	72.9	71.9	74.7	77.2	-85.5	74.7	74.6	70.1	74.5	59.8	60.6	59.6	59.9	-0.10	0.00	0.00
2006/11/28	19:54:00	78.8	78.0	76.2	73.1	71.8	74.7	77.3	-84.7	74.7	74.6	70.1	74.5	59.7	60.8	59.6	60.0	-0.10	0.00	0.00
2006/11/28	19:55:00	78.8	78.0	76.2	73.1	71.9	74.8	77.3	-85.6	74.7	74.6	70.1	74.5	59.5	60.9	59.5	60.0	-0.10	0.00	0.00
2006/11/28	19:56:00	78.8	78.0	76.2	72.9	71.9	74.8	77.2	-85.3	74.7	74.6	70.0	74.5	59.8	60.6	59.5	60.0	-0.10	-0.01	0.00
2006/11/28	19:57:00	78.8	78.0	76.1	72.9	71.9	74.8	77.2	-84.5	74.7	74.6	70.1	74.5	60.2	60.9	59.9	60.2	-0.10	0.00	0.00
2006/11/28	19:58:00	78.8	78.0	76.1	72.9	71.9	74.7	77.2	-85.3	74.7	74.6	70.1	74.6	59.7	61.2	59.6	60.2	-0.10	0.00	0.00
2006/11/28	19:59:00	78.8	78.0	76.2	73.1	71.8	74.8	77.2	-85.1	74.7	74.6	70.1	74.5	59.9	61.1	59.8	60.4	-0.10	0.00	0.00
2006/11/28	20:00:00	78.7	77.8	76.1	72.9	71.8	74.7	77.2	-84.8	74.8	74.7	70.0	74.5	59.8	61.1	59.8	60.4	-0.10	0.00	0.00
2006/11/28	20:01:00	78.8	78.0	76.1	72.9	71.8	74.8	77.3	-85.5	74.9	74.7	70.1	74.5	59.8	60.9	59.7	60.1	-0.10	0.00	0.00
2006/11/28	20:02:00	78.8	78.0	76.1	73.1	71.9	74.8	77.3	-84.0	74.9	74.7	70.1	74.5	60.1	61.1	60.0	60.1	-0.10	-0.01	0.00
2006/11/28	20:03:00	78.9	78.1	76.2	73.1	72.0	74.8	77.4	-85.8	74.9	74.8	70.1	74.5	59.9	60.9	59.7	60.0	-0.10	0.00	0.00
2006/11/28	20:04:00	78.9	78.1	76.2	73.1	72.1	74.9	77.4	-85.3	75.1	74.8	70.1	74.5	60.0	61.0	59.5	60.1	-0.10	0.00	0.00
2006/11/28	20:05:00	78.9	78.1	76.3	73.1	72.0	74.9	77.4	-81.5	74.9	74.8	70.1	74.5	60.0	61.1	59.7	60.1	-0.10	0.00	0.00
2006/11/28	20:06:00	78.9	78.1	76.3	73.1	72.0	74.9	77.4	-73.6	75.1	74.8	70.2	74.6	59.8	60.9	59.9	60.4	-0.10	0.00	0.00
2006/11/28	20:07:00	78.8	78.0	76.2	73.1	72.0	74.9	77.3	-74.5	74.9	74.8	70.2	74.6	60.4	61.0	60.0	60.4	-0.10	-0.01	0.00
2006/11/28	20:08:00	78.8	78.0	76.2	73.1	71.9	74.9	77.3	-85.3	74.9	74.8	70.2	74.5	59.8	61.2	59.8	60.4	-0.10	0.00	0.00
2006/11/28	20:09:00	78.8	77.8	76.1	73.1	71.9	74.8	77.3	-85.5	74.8	74.7	70.1	74.5	59.7	61.0	59.6	60.1	-0.10	0.00	0.00
2006/11/28	20:10:00	78.8	78.0	76.2	73.1	71.9	74.8	77.3	-84.9	74.8	74.6	70.2	74.6	59.9	61.1	59.7	60.0	-0.10	0.00	0.00
2006/11/28	20:11:00	78.8	78.0	76.2	73.1	71.9	74.8	77.3	-85.3	74.8	74.7	70.1	74.5	59.9	61.3	59.7	60.2	-0.10	-0.01	0.00

Test Report TR63001-07N

Appendix C

Page 115 of 128

Heat Decay Run

3-790
for Model AOS-025, AOS-050, and AOS-100 Transport Packages, Rev. G, July 27, 2012 (Docket No. 71-9316)

Date	Time	TC1	TC2	TC3	TC4	TC5	TC6	TC7	TC8	TC9	TC10	TC11	TC12	TC13	TC14	TC15	TC16	VDC	Amps	Watts
2006/11/28	20:12:00	78.8	78.0	76.1	73.1	71.9	74.8	77.2	-85.3	74.8	74.6	70.1	74.5	60.0	61.2	59.8	60.2	-0.10	-0.01	0.00
2006/11/28	20:13:00	78.8	78.0	76.2	73.1	71.9	74.8	77.3	-76.1	74.8	74.7	70.1	74.5	59.8	61.1	59.7	60.1	-0.10	0.00	0.00
2006/11/28	20:14:00	78.8	78.1	76.2	73.1	72.1	74.9	77.4	-85.6	74.9	74.8	70.1	74.5	59.9	61.2	59.8	60.4	-0.10	-0.01	0.00
2006/11/28	20:15:00	78.9	78.1	76.3	73.3	72.2	75.1	77.6	-77.6	74.9	74.9	70.1	74.5	59.9	61.1	59.8	60.4	-0.10	-0.01	0.00
2006/11/28	20:16:00	78.9	78.1	76.3	73.3	72.1	74.9	77.6	-85.4	75.1	74.9	70.2	74.6	60.1	61.0	60.0	60.4	-0.10	-0.01	0.00
2006/11/28	20:17:00	78.8	78.0	76.3	73.3	72.1	75.1	77.6	-85.8	75.1	74.9	70.2	74.6	60.2	61.0	60.1	60.4	-0.10	0.00	0.00
2006/11/28	20:18:00	78.8	78.0	76.3	73.3	72.1	75.1	77.6	-85.8	75.1	74.9	70.2	74.6	59.7	61.3	60.0	60.4	-0.10	0.00	0.00
2006/11/28	20:19:00	78.8	78.1	76.3	73.3	72.1	75.1	77.6	-78.6	75.1	74.9	70.2	74.6	59.6	61.1	59.9	60.2	-0.10	0.00	0.00
2006/11/28	20:20:00	78.8	78.1	76.3	73.3	72.1	75.1	77.6	-74.3	75.1	74.9	70.2	74.6	59.8	61.1	59.7	60.0	-0.10	0.00	0.00
2006/11/28	20:21:00	78.8	78.0	76.2	73.1	72.0	75.1	77.4	-72.7	74.9	74.8	70.1	74.6	60.1	61.2	59.9	60.1	-0.10	0.00	0.00
2006/11/28	20:22:00	78.8	78.1	76.3	73.1	72.0	74.9	77.4	-74.7	75.1	74.9	70.1	74.5	59.8	61.1	59.6	60.1	-0.10	-0.01	0.00
2006/11/28	20:23:00	78.8	78.1	76.2	73.1	72.1	75.1	77.4	-74.7	74.9	74.8	70.1	74.5	59.6	60.9	59.6	60.0	-0.10	0.00	0.00
2006/11/28	20:24:00	78.8	78.1	76.3	73.3	72.1	75.1	77.6	-78.3	75.1	74.9	70.1	74.5	59.7	60.9	59.5	60.1	-0.10	0.00	0.00
2006/11/28	20:25:00	78.8	78.0	76.3	73.3	72.2	75.1	77.6	-76.7	75.1	74.9	70.2	74.5	60.2	61.0	60.0	60.2	-0.10	0.00	0.00
2006/11/28	20:26:00	78.8	78.0	76.2	73.1	72.1	74.9	77.4	-70.0	74.9	74.8	70.2	74.5	60.0	60.8	59.8	60.1	-0.10	0.00	0.00
2006/11/28	20:27:00	78.8	78.0	76.2	73.1	72.1	74.9	77.4	-86.0	74.9	74.7	70.2	74.5	60.0	61.0	59.7	60.1	-0.10	0.00	0.00
2006/11/28	20:28:00	78.7	77.8	76.1	73.1	71.9	74.7	77.3	-86.0	74.8	74.7	70.1	74.4	59.4	60.9	59.4	59.9	-0.10	-0.01	0.00
2006/11/28	20:29:00	78.7	77.8	76.1	73.1	71.9	74.8	77.2	-85.5	74.8	74.6	70.1	74.5	59.6	60.6	59.5	59.9	-0.10	-0.01	0.00
2006/11/28	20:30:00	78.7	77.8	76.1	73.1	71.9	74.7	77.2	-85.5	74.7	74.6	70.1	74.5	59.8	60.8	59.5	60.0	-0.10	-0.01	0.00
2006/11/28	20:31:00	78.7	77.8	76.1	73.1	71.9	74.7	77.2	-86.3	74.8	74.7	70.1	74.4	59.5	60.8	59.6	60.0	-0.10	-0.01	0.00
2006/11/28	20:32:00	78.7	77.8	76.1	73.1	72.0	74.6	77.2	-80.5	74.7	74.5	70.1	74.4	59.7	60.8	59.6	59.9	-0.10	-0.01	0.00
2006/11/28	20:33:00	78.7	77.8	76.0	73.1	71.9	74.6	77.1	-80.0	74.7	74.5	70.0	74.4	60.0	60.6	59.6	60.0	-0.10	-0.01	0.00
2006/11/28	20:34:00	78.7	77.8	76.1	73.1	71.8	74.7	77.2	-87.7	74.7	74.6	70.0	74.4	59.3	60.8	59.5	60.1	-0.10	-0.01	0.00
2006/11/28	20:35:00	78.7	77.8	76.1	73.1	71.9	74.7	77.2	-86.8	74.7	74.6	70.0	74.3	59.3	60.8	59.3	59.9	-0.10	-0.01	0.00
2006/11/28	20:36:00	78.7	77.8	76.0	73.1	72.0	74.6	77.2	-87.0	74.7	74.6	70.0	74.4	59.4	60.8	59.4	59.8	-0.10	-0.01	0.00
2006/11/28	20:37:00	78.7	77.8	76.0	73.1	72.0	74.7	77.2	-86.9	74.7	74.6	70.1	74.4	59.6	60.9	59.5	59.8	-0.10	0.00	0.00
2006/11/28	20:38:00	78.7	77.8	76.1	73.1	71.9	74.6	77.2	-87.4	74.7	74.6	70.1	74.4	59.5	60.8	59.5	60.0	-0.10	0.00	0.00
2006/11/28	20:39:00	78.7	77.8	76.1	73.1	72.0	74.7	77.2	-85.3	74.7	74.6	70.1	74.4	59.6	60.9	59.5	59.9	-0.10	-0.01	0.00
2006/11/28	20:40:00	78.7	77.8	76.0	73.1	71.9	74.6	77.2	-86.0	74.8	74.6	70.1	74.4	59.9	61.0	59.8	60.0	-0.10	-0.01	0.00
2006/11/28	20:41:00	78.7	77.8	76.0	73.1	71.8	74.7	77.1	-84.3	74.8	74.6	70.0	74.4	59.7	60.9	59.6	60.0	-0.10	-0.01	0.00
2006/11/28	20:42:00	78.6	77.8	76.0	72.9	71.9	74.7	77.1	-85.5	74.7	74.5	70.0	74.4	59.7	60.8	59.6	59.9	-0.10	-0.01	0.00
2006/11/28	20:43:00	78.6	77.8	75.8	72.9	71.9	74.6	77.1	-86.3	74.7	74.5	70.1	74.4	59.9	60.6	59.7	60.0	-0.10	-0.01	0.00
2006/11/28	20:44:00	78.7	77.8	76.0	72.9	71.9	74.6	77.1	-86.7	74.6	74.6	70.0	74.3	59.7	60.6	59.6	59.9	-0.10	-0.01	0.00
2006/11/28	20:45:00	78.6	77.8	76.0	72.9	71.9	74.6	77.0	-86.1	74.6	74.5	70.0	74.3	59.8	60.6	59.6	59.9	-0.10	-0.01	0.00
2006/11/28	20:46:00	78.6	77.8	75.8	72.9	71.8	74.6	77.1	-80.4	74.7	74.6	70.1	74.3	60.1	60.6	59.8	60.0	-0.10	-0.01	0.00
2006/11/28	20:47:00	78.6	77.6	75.8	72.9	71.7	74.5	77.0	-83.1	74.6	74.6	70.1	74.4	59.7	60.6	59.5	59.9	-0.10	-0.01	0.00
2006/11/28	20:48:00	78.6	77.8	75.8	72.9	71.7	74.5	77.0	-85.8	74.7	74.5	70.0	74.3	59.8	60.6	59.6	60.0	-0.10	-0.01	0.00
2006/11/28	20:49:00	78.6	77.6	75.8	72.9	71.8	74.5	77.1	-86.2	74.7	74.7	70.0	74.3	59.5	60.6	59.4	60.0	-0.10	-0.01	0.00
2006/11/28	20:50:00	78.6	77.6	75.8	72.9	71.8	74.6	77.1	-86.5	74.8	74.7	70.0	74.3	59.6	60.8	59.7	60.1	-0.10	-0.01	0.00
2006/11/28	20:51:00	78.6	77.6	76.0	72.9	71.8	74.6	77.2	-86.5	74.9	74.8	70.0	74.3	59.3	60.6	59.3	59.9	-0.10	-0.01	0.00
2006/11/28	20:52:00	78.6	77.6	76.0	72.9	71.8	74.6	77.2	-85.6	74.9	74.9	70.0	74.3	59.4	60.6	59.4	59.9	-0.10	-0.01	0.00
2006/11/28	20:53:00	78.6	77.8	76.0	72.9	71.8	74.6	77.1	-85.3	74.9	74.8	69.9	74.3	59.6	60.6	59.5	59.9	-0.10	-0.01	0.00
2006/11/28	20:54:00	78.6	77.6	75.8	72.8	71.8	74.6	77.1	-85.8	74.7	74.8	69.9	74.2	59.6	60.4	59.5	59.6	-0.10	-0.01	0.00
2006/11/28	20:55:00	78.5	77.6	75.8	72.8	71.7	74.5	77.0	-86.0	74.8	74.7	69.8	74.2	59.2	60.4	59.2	59.8	-0.10	-0.01	0.00
2006/11/28	20:56:00	78.6	77.6	75.8	72.8	71.7	74.5	77.0	-78.0	74.7	74.7	69.8	74.1	59.1	60.4	59.0	59.4	-0.10	-0.01	0.00
2006/11/28	20:57:00	78.5	77.6	75.8	72.7	71.7	74.4	76.9	-74.7	74.7	74.6	69.9	74.2	59.6	60.4	59.6	59.4	-0.10	0.00	0.00
2006/11/28	20:58:00	78.5	77.6	75.8	72.7	71.6	74.4	76.9	-86.1	74.7	74.6	69.8	74.1	59.6	60.4	59.5	59.7	-0.10	0.00	0.00
2006/11/28	20:59:00	78.5	77.6	75.8	72.7	71.7	74.4	76.9	-86.1	74.6	74.6	69.8	74.1	59.6	60.4	59.4	59.6	-0.10	-0.01	0.00
2006/11/28	21:00:00	78.5	77.6	75.6	72.7	71.5	74.3	76.8	-86.2	74.5	74.5	69.8	74.1	59.1	60.4	59.1	59.5	-0.10	-0.01	0.00
2006/11/28	21:01:00	78.5	77.6	75.6	72.6	71.5	74.3	76.8	-76.5	74.4	74.5	69.8	74.1	59.1	60.2	59.1	59.3	0.00	0.00	0.00
2006/11/28	21:02:00	78.3	77.4	75.6	72.5	71.5	74.2	76.7	-85.6	74.4	74.4	69.7	74.1	59.3	60.0	59.1	59.5	0.00	-0.01	0.00
2006/11/28	21:03:00	78.3	77.4	75.6	72.6	71.5	74.2	76.7	-86.5	74.4	74.4	69.7	74.0	59.7	60.0	59.0	59.2	-0.10	-0.01	0.00
2006/11/28	21:04:00	78.3	77.4	75.6	72.5	71.3	74.1	76.7	-76.3	74.3	74.3	69.7	74.0	59.4	60.0	59.2	59.0	-0.10	-0.01	0.00
2006/11/28	21:05:00	78.3	77.4	75.6	72.6	71.5	74.1	76.7	-86.9	74.3	74.3	69.7	74.1	59.6	60.2	59.2	59.1	-0.10	0.00	0.00
2006/11/28	21:06:00	78.3	77.4	75.6	72.6	71.5	74.2	76.7	-86.5	74.4	74.3	69.8	74.1	59.6	60.2	59.4	59.5	0.00	0.00	0.00
2006/11/28	21:07:00	78.3	77.4	75.6	72.5	71.3	74.1	76.6	-86.1	74.3	74.2	69.7	74.0	59.5	60.2	59.1	59.3	0.00	0.00	0.00
2006/11/28	21:08:00	78.3	77.4	75.6	72.5	71.3	74.1	76.6	-87.2	74.3	74.2	69.7	74.0	59.5	60.2	59.3	59.3	-0.10	-0.01	0.00
2006/11/28	21:09:00	78.3	77.4	75.6	72.5	71.3	74.1	76.6	-86.2	74.2	74.2	69.7	74.1	59.1	60.2	59.0	59.1	-0.10	-0.01	0.00

Test Report TR63001-07N

Appendix C

Page 116 of 128

Heat Decay Run

Radioactive Material Transport Packaging System Safety Analysis Report
for Model AOS-025, AOS-050, and AOS-100 Transport Packages, Rev. G, July 27, 2012 (Docket No. 71-9316)

3-791

Date	Time	TC1	TC2	TC3	TC4	TC5	TC6	TC7	TC8	TC9	TC10	TC11	TC12	TC13	TC14	TC15	TC16	VDC	Amps	Watts
2006/11/28	21:10:00	78.3	77.4	75.6	72.5	71.3	74.1	76.6	-82.0	74.3	74.2	69.7	74.0	59.4	60.2	59.2	59.2	-0.10	0.00	0.00
2006/11/28	21:11:00	78.3	77.3	75.6	72.5	71.3	74.1	76.6	-85.5	74.2	74.2	69.7	74.1	59.5	60.4	59.2	59.2	0.00	0.00	0.00
2006/11/28	21:12:00	78.2	77.3	75.6	72.4	71.3	74.0	76.6	-86.9	74.1	74.1	69.8	74.1	59.7	60.4	59.3	59.2	0.00	0.00	0.00
2006/11/28	21:13:00	78.3	77.4	75.4	72.4	71.3	74.0	76.6	-86.0	74.1	74.1	69.7	74.0	59.6	60.2	59.2	59.1	0.00	-0.01	0.00
2006/11/28	21:14:00	78.2	77.4	75.6	72.4	71.3	74.0	76.5	-87.3	74.0	74.1	69.7	74.0	59.7	60.2	59.1	58.9	0.00	-0.01	0.00
2006/11/28	21:15:00	78.2	77.3	75.6	72.4	71.3	74.0	76.5	-86.3	74.1	74.1	69.7	74.0	59.5	60.2	59.3	58.9	0.00	0.00	0.00
2006/11/28	21:16:00	78.2	77.3	75.4	72.4	71.3	74.1	76.5	-86.3	74.1	74.1	69.7	74.0	59.7	60.1	59.3	59.2	-0.10	0.00	0.00
2006/11/28	21:17:00	78.2	77.4	75.4	72.4	71.3	74.1	76.5	-86.9	74.1	74.0	69.7	74.0	59.5	59.9	59.2	59.1	-0.10	-0.01	0.00
2006/11/28	21:18:00	78.1	77.3	75.4	72.3	71.3	73.8	76.4	-73.4	74.0	74.0	69.7	74.1	59.7	60.2	59.4	59.3	-0.10	0.00	0.00
2006/11/28	21:19:00	78.1	77.3	75.4	72.3	71.1	73.9	76.4	-87.0	74.1	74.0	69.7	74.0	59.7	60.6	59.4	59.4	0.00	-0.01	0.00
2006/11/28	21:20:00	78.2	77.3	75.4	72.3	71.1	74.0	76.5	-87.8	74.1	74.0	69.7	74.0	59.0	60.0	58.9	59.4	0.00	0.00	0.00
2006/11/28	21:21:00	78.2	77.3	75.4	72.3	71.1	73.9	76.5	-78.6	74.1	74.0	69.7	74.0	58.8	60.0	58.9	59.0	0.00	0.00	0.00
2006/11/28	21:22:00	78.2	77.2	75.4	72.3	71.3	73.9	76.5	-88.3	74.0	74.0	69.6	74.0	59.4	60.1	59.1	59.2	-0.10	0.00	0.00
2006/11/28	21:23:00	78.1	77.3	75.4	72.4	71.1	74.1	76.5	-86.9	74.2	74.1	69.6	74.0	59.3	60.6	59.3	59.6	0.00	0.00	0.00
2006/11/28	21:24:00	78.2	77.3	75.6	72.5	71.5	74.2	76.7	-86.9	74.3	74.2	69.6	74.0	59.8	60.6	59.7	59.6	0.00	0.00	0.00
2006/11/28	21:25:00	78.2	77.3	75.6	72.6	71.5	74.4	76.8	-87.8	74.5	74.4	69.7	74.1	60.0	60.8	59.8	59.9	0.00	0.00	0.00
2006/11/28	21:26:00	78.3	77.4	75.6	72.7	71.5	74.3	76.8	-84.8	74.5	74.4	69.7	74.1	59.8	60.9	59.6	60.0	-0.10	0.00	0.00
2006/11/28	21:27:00	78.3	77.4	75.6	72.7	71.6	74.3	76.8	-87.5	74.4	74.4	69.8	74.1	60.0	60.8	59.7	59.9	0.00	0.00	0.00
2006/11/28	21:28:00	78.2	77.3	75.6	72.6	71.5	74.3	76.7	-71.3	74.4	74.3	69.7	74.1	59.5	60.8	59.4	59.8	0.00	0.00	0.00
2006/11/28	21:29:00	78.2	77.3	75.6	72.5	71.5	74.3	76.7	-87.4	74.4	74.3	69.7	74.1	59.4	60.4	59.5	59.8	0.00	0.00	0.00
2006/11/28	21:30:00	78.3	77.4	75.6	72.7	71.6	74.3	76.8	-87.5	74.5	74.3	69.8	74.1	59.5	60.8	59.5	60.0	0.00	0.00	0.00
2006/11/28	21:31:00	78.3	77.3	75.6	72.6	71.5	74.1	76.7	-87.4	74.4	74.2	69.7	74.1	59.7	60.9	59.6	59.9	-0.10	0.00	0.00
2006/11/28	21:32:00	78.2	77.3	75.6	72.6	71.3	74.2	76.7	-87.7	74.3	74.2	69.7	74.1	59.5	60.6	59.5	59.9	-0.10	0.00	0.00
2006/11/28	21:33:00	78.3	77.3	75.6	72.6	71.5	74.2	76.7	-87.5	74.3	74.1	69.8	74.1	59.5	60.4	59.5	59.9	-0.10	0.00	0.00
2006/11/28	21:34:00	78.2	77.3	75.4	72.6	71.5	74.1	76.6	-87.5	74.3	74.1	69.7	74.0	60.0	60.6	59.8	59.8	0.00	0.00	0.00
2006/11/28	21:35:00	78.2	77.3	75.6	72.5	71.3	74.2	76.7	-87.0	74.3	74.2	69.7	74.1	60.2	60.6	59.9	60.0	0.00	0.00	0.00
2006/11/28	21:36:00	78.2	77.3	75.4	72.5	71.5	74.2	76.6	-87.2	74.3	74.2	69.7	74.0	60.0	60.9	59.8	59.9	0.00	0.00	0.00
2006/11/28	21:37:00	78.3	77.3	75.6	72.6	71.5	74.2	76.7	-87.4	74.4	74.2	69.7	74.0	59.6	60.8	59.6	59.8	-0.10	0.00	0.00
2006/11/28	21:38:00	78.2	77.3	75.6	72.5	71.5	74.2	76.6	-87.2	74.3	74.2	69.7	74.0	60.0	60.8	59.8	59.8	0.00	0.00	0.00
2006/11/28	21:39:00	78.2	77.2	75.6	72.5	71.5	74.2	76.6	-86.2	74.3	74.2	69.6	74.0	60.0	60.6	59.8	59.9	-0.10	0.00	0.00
2006/11/28	21:40:00	78.2	77.2	75.6	72.5	71.3	74.2	76.6	-87.9	74.2	74.2	69.6	74.0	59.6	60.6	59.7	59.8	-0.10	0.00	0.00
2006/11/28	21:41:00	78.2	77.2	75.6	72.5	71.3	74.1	76.6	-87.5	74.3	74.2	69.6	74.0	59.3	60.8	59.6	59.8	-0.10	0.00	0.00
2006/11/28	21:42:00	78.2	77.2	75.6	72.5	71.3	74.0	76.5	-87.5	74.3	74.2	69.6	73.9	59.4	60.6	59.5	59.6	-0.10	0.00	0.00
2006/11/28	21:43:00	78.1	77.1	75.6	72.4	71.3	74.2	76.5	-87.5	74.2	74.2	69.7	74.0	59.7	60.6	59.7	59.7	0.00	0.00	0.00
2006/11/28	21:44:00	78.1	77.2	75.6	72.5	71.3	74.2	76.6	-87.2	74.3	74.3	69.7	74.1	59.9	60.8	59.8	59.8	0.00	0.00	0.00
2006/11/28	21:45:00	78.2	77.2	75.6	72.6	71.5	74.2	76.7	-85.0	74.4	74.4	69.6	74.0	60.2	60.9	59.9	59.9	-0.10	0.00	0.00
2006/11/28	21:46:00	78.2	77.2	75.6	72.6	71.6	74.3	76.7	-86.8	74.4	74.4	69.7	74.1	60.4	61.1	60.0	60.2	-0.10	0.00	0.00
2006/11/28	21:47:00	78.3	77.3	75.6	72.6	71.7	74.3	76.7	-86.5	74.5	74.4	69.7	74.1	59.8	61.1	59.8	60.1	0.00	0.00	0.00
2006/11/28	21:48:00	78.2	77.2	75.6	72.5	71.5	74.2	76.6	-87.0	74.4	74.3	69.7	74.1	59.6	60.8	59.5	60.0	0.00	0.00	0.00
2006/11/28	21:49:00	78.2	77.2	75.6	72.5	71.5	74.3	76.6	-86.8	74.4	74.3	69.7	74.0	59.7	61.0	59.7	59.7	0.00	0.00	0.00
2006/11/28	21:50:00	78.2	77.2	75.6	72.5	71.5	74.3	76.6	-87.0	74.4	74.4	69.7	74.0	59.8	60.9	59.9	59.9	0.00	0.00	0.00
2006/11/28	21:51:00	78.2	77.3	75.6	72.5	71.6	74.3	76.7	-87.0	74.5	74.4	69.7	74.0	59.7	60.6	59.7	59.9	0.00	0.00	0.00
2006/11/28	21:52:00	78.2	77.2	75.6	72.5	71.5	74.1	76.6	-87.3	74.4	74.3	69.7	74.0	59.8	61.0	59.7	59.8	0.00	0.00	0.00
2006/11/28	21:53:00	78.1	77.2	75.6	72.4	71.3	74.2	76.5	-87.0	74.4	74.3	69.6	73.9	59.8	60.8	59.7	59.9	-0.10	-0.01	0.00
2006/11/28	21:54:00	78.2	77.3	75.6	72.5	71.5	74.2	76.6	-80.5	74.4	74.4	69.6	74.0	59.6	60.6	59.6	59.9	0.00	0.00	0.00
2006/11/28	21:55:00	78.2	77.3	75.6	72.5	71.6	74.2	76.6	-87.0	74.4	74.3	69.7	74.0	59.9	60.6	59.7	59.9	0.00	0.00	0.00
2006/11/28	21:56:00	78.1	77.2	75.6	72.4	71.5	74.1	76.5	-79.8	74.4	74.3	69.7	74.0	59.6	61.0	59.6	60.0	0.00	0.00	0.00
2006/11/28	21:57:00	78.2	77.3	75.6	72.5	71.5	74.2	76.6	-86.8	74.4	74.3	69.7	74.0	59.9	60.9	59.7	60.0	0.00	0.00	0.00
2006/11/28	21:58:00	78.1	77.3	75.6	72.5	71.3	74.2	76.6	-86.7	74.4	74.3	69.6	74.0	59.8	60.8	59.8	60.0	0.00	0.00	0.00
2006/11/28	21:59:00	78.1	77.3	75.6	72.5	71.3	74.2	76.6	-77.0	74.4	74.3	69.6	73.9	59.8	60.8	59.7	59.8	0.00	-0.01	0.00
2006/11/28	22:00:00	78.1	77.2	75.4	72.4	71.5	74.2	76.5	-87.0	74.4	74.3	69.6	73.9	59.7	60.8	59.7	60.0	0.00	0.00	0.00
2006/11/28	22:01:00	78.1	77.2	75.4	72.4	71.5	74.2	76.5	-87.0	74.3	74.2	69.7	74.0	60.1	61.0	59.9	60.1	-0.10	0.00	0.00
2006/11/28	22:02:00	78.1	77.2	75.4	72.4	71.5	74.1	76.5	-75.0	74.4	74.2	69.7	74.0	59.8	61.0	59.7	60.1	0.00	0.00	0.00
2006/11/28	22:03:00	78.1	77.3	75.4	72.5	71.5	74.1	76.5	-87.0	74.3	74.2	69.7	74.0	60.0	60.9	60.0	60.1	-0.10	0.00	0.00
2006/11/28	22:04:00	78.1	77.2	75.4	72.4	71.3	74.1	76.5	-84.0	74.3	74.2	69.7	74.0	59.8	60.8	59.9	60.1	-0.10	0.00	0.00
2006/11/28	22:05:00	78.1	77.2	75.4	72.4	71.3	74.1	76.4	-86.5	74.3	74.2	69.5	73.9	59.8	61.0	59.8	60.1	-0.10	-0.01	0.00
2006/11/28	22:06:00	78.0	77.2	75.3	72.4	71.5	74.0	76.4	-86.3	74.2	74.2	69.6	73.9	59.7	60.6	59.7	60.0	-0.10	-0.01	0.00
2006/11/28	22:07:00	78.1	77.2	75.4	72.4	71.1	74.0	76.4	-72.7	74.3	74.1	69.6	73.9	59.4	60.6	59.5	59.6	-0.10	0.00	0.00

Test Report TR63001-07N

Appendix C

Page 117 of 128

Heat Decay Run

3-792
for Model AOS-025, AOS-050, and AOS-100 Transport Packages, Rev. G, July 27, 2012 (Docket No. 71-9316)

Radioactive Material Transport Packaging System Safety Analysis Report

Date	Time	TC1	TC2	TC3	TC4	TC5	TC6	TC7	TC8	TC9	TC10	TC11	TC12	TC13	TC14	TC15	TC16	VDC	Amps	Watts
2006/11/28	22:08:00	78.0	77.2	75.4	72.4	71.3	74.1	76.4	-86.1	74.2	74.1	69.6	73.9	59.6	61.0	59.7	59.7	0.00	-0.01	0.00
2006/11/28	22:09:00	78.0	77.2	75.4	72.4	71.3	74.1	76.4	-86.0	74.3	74.1	69.6	73.9	59.7	60.9	59.7	60.1	-0.10	-0.01	0.00
2006/11/28	22:10:00	78.1	77.2	75.4	72.4	71.5	74.0	76.5	-86.1	74.4	74.2	69.7	73.9	59.7	60.8	59.7	60.0	-0.10	-0.01	0.00
2006/11/28	22:11:00	78.0	77.1	75.4	72.4	71.3	74.0	76.5	-82.5	74.4	74.2	69.6	73.9	59.8	60.8	59.8	60.0	-0.10	-0.01	0.00
2006/11/28	22:12:00	78.0	77.2	75.4	72.5	71.5	74.2	76.6	-84.0	74.4	74.3	69.6	73.9	59.8	60.9	59.7	60.1	-0.10	-0.01	0.00
2006/11/28	22:13:00	78.0	77.2	75.4	72.5	71.5	74.2	76.6	-82.0	74.4	74.3	69.6	73.9	60.0	61.1	59.9	60.0	-0.10	-0.01	0.00
2006/11/28	22:14:00	78.1	77.2	75.4	72.5	71.5	74.1	76.6	-72.1	74.4	74.3	69.6	73.9	59.7	61.2	59.5	60.0	-0.10	-0.01	0.00
2006/11/28	22:15:00	78.0	77.2	75.4	72.4	71.5	74.1	76.6	-86.0	74.4	74.3	69.7	73.9	60.0	61.0	59.6	60.0	-0.10	0.00	0.00
2006/11/28	22:16:00	78.1	77.2	75.4	72.5	71.6	74.2	76.6	-85.6	74.5	74.4	69.7	74.0	60.0	61.0	59.8	60.2	-0.10	0.00	0.00
2006/11/28	22:17:00	78.1	77.2	75.6	72.5	71.7	74.2	76.6	-85.8	74.5	74.4	69.6	73.9	59.9	60.8	59.8	60.0	-0.10	0.00	0.00
2006/11/28	22:18:00	78.1	77.2	75.4	72.4	71.3	74.1	76.5	-86.0	74.4	74.3	69.7	73.9	60.2	60.8	59.9	60.2	0.00	0.00	0.00
2006/11/28	22:19:00	78.0	77.2	75.4	72.4	71.3	74.0	76.5	-85.8	74.3	74.3	69.6	73.9	59.7	60.8	59.7	59.9	-0.10	-0.01	0.00
2006/11/28	22:20:00	78.0	77.1	75.4	72.4	71.6	74.2	76.5	-78.7	74.4	74.3	69.6	73.9	60.2	61.0	60.0	60.0	-0.10	-0.01	0.00
2006/11/28	22:21:00	78.0	77.2	75.4	72.5	71.8	74.3	76.6	-74.2	74.6	74.4	69.6	73.9	60.0	61.2	60.1	60.4	-0.10	0.00	0.00
2006/11/28	22:22:00	78.1	77.2	75.6	72.6	71.8	74.3	76.7	-86.5	74.6	74.5	69.7	73.9	60.4	61.4	60.0	60.4	-0.10	-0.01	0.00
2006/11/28	22:23:00	78.1	77.2	75.6	72.6	71.6	74.2	76.7	-86.2	74.6	74.5	69.7	73.9	59.9	61.3	59.8	60.6	-0.10	-0.01	0.00
2006/11/28	22:24:00	78.1	77.2	75.4	72.5	71.6	74.2	76.6	-86.5	74.5	74.4	69.6	73.8	59.8	60.9	59.7	60.0	-0.10	-0.01	0.00
2006/11/28	22:25:00	78.0	77.2	75.4	72.5	71.6	74.3	76.6	-85.1	74.4	74.4	69.6	73.8	59.9	61.0	59.6	60.2	-0.10	-0.01	0.00
2006/11/28	22:26:00	78.0	77.2	75.4	72.5	71.5	74.3	76.6	-81.9	74.4	74.4	69.7	73.9	59.7	60.9	59.6	59.9	-0.10	0.00	0.00
2006/11/28	22:27:00	78.0	77.2	75.4	72.5	71.6	74.1	76.6	-86.3	74.4	74.3	69.6	73.8	59.6	60.8	59.7	59.9	-0.10	0.00	0.00
2006/11/28	22:28:00	78.0	77.2	75.4	72.5	71.6	74.1	76.6	-86.1	74.4	74.3	69.6	73.8	59.8	60.9	59.7	60.0	-0.10	-0.01	0.00
2006/11/28	22:29:00	78.0	77.1	75.4	72.5	71.6	74.1	76.5	-85.8	74.4	74.2	69.7	73.9	60.1	60.8	59.8	60.0	-0.10	0.00	0.00
2006/11/28	22:30:00	78.0	77.1	75.4	72.4	71.6	74.2	76.5	-86.7	74.4	74.2	69.6	73.9	60.2	61.0	60.1	60.1	-0.10	-0.01	0.00
2006/11/28	22:31:00	78.0	77.2	75.4	72.5	71.6	74.3	76.6	-86.7	74.5	74.3	69.6	73.8	59.7	60.9	59.7	60.0	-0.10	-0.01	0.00
2006/11/28	22:32:00	78.0	77.1	75.3	72.5	71.6	74.2	76.6	-86.5	74.4	74.3	69.7	73.9	59.7	60.9	59.7	60.2	0.00	0.00	0.00
2006/11/28	22:33:00	78.0	77.1	75.4	72.5	71.7	74.3	76.6	-86.5	74.5	74.4	69.7	73.9	59.8	61.1	59.7	60.2	-0.10	-0.01	0.00
2006/11/28	22:34:00	78.0	77.1	75.4	72.5	71.6	74.2	76.6	-79.9	74.4	74.4	69.6	73.9	59.7	61.1	59.5	60.1	0.00	-0.01	0.00
2006/11/28	22:35:00	78.0	77.1	75.4	72.5	71.7	74.2	76.6	-78.1	74.4	74.3	69.6	73.8	60.0	61.0	59.6	60.1	-0.10	-0.01	0.00
2006/11/28	22:36:00	78.0	77.1	75.4	72.5	71.7	74.2	76.6	-75.0	74.4	74.3	69.6	73.8	60.1	61.1	59.9	60.2	-0.10	-0.01	0.00
2006/11/28	22:37:00	78.0	77.2	75.6	72.6	71.8	74.4	76.6	-86.0	74.6	74.4	69.7	74.0	60.4	61.3	60.2	60.4	-0.10	-0.01	0.00
2006/11/28	22:38:00	78.0	77.3	75.6	72.7	71.9	74.4	76.8	-83.1	74.6	74.5	69.8	74.0	60.4	61.2	60.2	60.6	-0.10	0.00	0.00
2006/11/28	22:39:00	78.0	77.3	75.6	72.8	71.8	74.5	76.8	-85.8	74.7	74.6	69.8	74.0	60.1	61.2	60.2	60.6	-0.10	0.00	0.00
2006/11/28	22:40:00	78.0	77.2	75.6	72.7	71.8	74.4	76.8	-80.5	74.7	74.6	69.8	74.0	60.1	61.3	60.1	60.4	-0.10	0.00	0.00
2006/11/28	22:41:00	78.0	77.2	75.6	72.6	71.8	74.4	76.8	-86.7	74.6	74.5	69.8	74.0	60.4	61.4	60.4	60.4	-0.10	0.00	0.00
2006/11/28	22:42:00	78.0	77.1	75.4	72.6	71.7	74.4	76.7	-86.3	74.6	74.5	69.7	74.0	60.1	61.3	59.9	60.6	-0.10	-0.01	0.00
2006/11/28	22:43:00	77.8	77.1	75.4	72.6	71.5	74.3	76.7	-86.0	74.5	74.5	69.7	74.0	59.9	61.1	59.9	60.4	-0.10	-0.01	0.00
2006/11/28	22:44:00	78.0	77.1	75.4	72.6	71.8	74.3	76.7	-85.8	74.6	74.5	69.7	74.0	60.1	61.1	59.9	60.1	0.00	-0.01	0.00
2006/11/28	22:45:00	78.0	77.1	75.4	72.6	71.7	74.3	76.7	-86.2	74.6	74.6	69.7	74.0	60.0	61.2	59.8	60.4	0.00	0.00	0.00
2006/11/28	22:46:00	78.0	77.1	75.4	72.5	71.8	74.3	76.7	-86.0	74.7	74.6	69.7	73.9	60.2	61.0	59.8	60.2	-0.10	-0.01	0.00
2006/11/28	22:47:00	77.8	77.0	75.3	72.5	71.6	74.3	76.7	-69.6	74.6	74.5	69.7	73.9	59.9	61.0	59.9	60.2	-0.10	-0.01	0.00
2006/11/28	22:48:00	77.8	77.1	75.3	72.5	71.6	74.3	76.7	-75.2	74.6	74.5	69.7	73.9	59.7	61.1	59.7	60.2	-0.10	-0.01	0.00
2006/11/28	22:49:00	77.8	77.1	75.3	72.5	71.6	74.3	76.7	-86.5	74.7	74.5	69.7	74.0	60.4	61.2	60.1	60.4	0.00	0.00	0.00
2006/11/28	22:50:00	77.8	77.0	75.3	72.4	71.6	74.2	76.5	-86.7	74.5	74.4	69.6	73.9	60.1	61.2	60.0	60.4	0.00	0.00	0.00
2006/11/28	22:51:00	77.8	77.0	75.3	72.4	71.5	74.0	76.5	-86.1	74.4	74.4	69.5	73.8	59.7	60.9	59.5	59.8	-0.10	-0.01	0.00
2006/11/28	22:52:00	77.8	77.0	75.3	72.4	71.5	74.1	76.5	-86.5	74.5	74.4	69.5	73.8	59.4	61.0	59.4	59.7	-0.10	0.00	0.00
2006/11/28	22:53:00	77.8	77.0	75.3	72.4	71.3	74.0	76.5	-74.8	74.4	74.4	69.5	73.8	59.4	60.9	59.4	59.9	0.00	0.00	0.00
2006/11/28	22:54:00	77.8	76.9	75.3	72.3	71.5	74.0	76.4	-86.2	74.4	74.3	69.5	73.8	59.8	61.0	59.5	59.9	0.00	-0.01	0.00
2006/11/28	22:55:00	77.8	77.0	75.3	72.4	71.6	74.1	76.4	-86.1	74.4	74.3	69.6	73.8	60.0	61.0	59.6	60.1	0.00	0.00	0.00
2006/11/28	22:56:00	77.8	77.0	75.3	72.4	71.5	74.0	76.4	-86.5	74.4	74.3	69.6	73.9	59.9	61.0	59.7	60.1	0.00	0.00	0.00
2006/11/28	22:57:00	77.8	77.0	75.3	72.4	71.5	74.0	76.4	-85.8	74.4	74.3	69.6	73.9	60.0	61.0	59.7	60.1	0.00	0.00	0.00
2006/11/28	22:58:00	77.8	77.0	75.3	72.5	71.6	74.2	76.5	-86.5	74.5	74.4	69.7	73.9	59.9	60.9	59.7	60.1	0.00	-0.01	0.00
2006/11/28	22:59:00	78.0	77.1	75.3	72.6	71.6	74.2	76.6	-86.3	74.6	74.5	69.7	73.9	59.7	61.0	59.6	60.1	0.00	0.00	0.00
2006/11/28	23:00:00	77.8	77.0	75.3	72.6	71.7	74.3	76.7	-86.5	74.6	74.6	69.8	73.9	59.7	60.8	59.5	60.0	-0.10	0.00	0.00
2006/11/28	23:01:00	78.0	77.1	75.3	72.6	71.6	74.3	76.7	-86.5	74.7	74.6	69.8	74.0	59.7	60.9	59.7	60.1	0.00	-0.01	0.00
2006/11/28	23:02:00	77.8	77.0	75.3	72.4	71.6	74.2	76.5	-86.3	74.5	74.4	69.8	74.0	59.3	60.6	59.4	60.0	-0.10	0.00	0.00
2006/11/28	23:03:00	77.8	76.9	75.3	72.4	71.5	74.2	76.5	-86.7	74.5	74.4	69.7	73.9	59.7	60.9	59.6	60.0	-0.10	0.00	0.00
2006/11/28	23:04:00	77.8	76.9	75.1	72.3	71.5	74.0	76.4	-86.5	74.4	74.3	69.7	73.8	59.6	60.8	59.6	60.0	-0.10	0.00	0.00
2006/11/28	23:05:00	77.8	76.8	75.1	72.3	71.3	73.9	76.4	-86.8	74.4	74.3	69.7	73.9	59.5	60.9	59.6	60.1	0.00	0.00	0.00

Test Report TR63001-07N

Appendix C

Page 118 of 128

Heat Decay Run

Radioactive Material Transport Packaging System Safety Analysis Report
for Model AOS-025, AOS-050, and AOS-100 Transport Packages, Rev. G, July 27, 2012 (Docket No. 71-9316)

3-793

Date	Time	TC1	TC2	TC3	TC4	TC5	TC6	TC7	TC8	TC9	TC10	TC11	TC12	TC13	TC14	TC15	TC16	VDC	Amps	Watts
2006/11/28	23:06:00	77.8	76.8	75.1	72.3	71.3	74.0	76.4	-86.5	74.4	74.3	69.7	73.8	59.8	60.6	59.6	60.1	0.00	-0.01	0.00
2006/11/28	23:07:00	77.8	76.8	75.1	72.3	71.3	74.0	76.4	-86.5	74.4	74.2	69.7	73.8	59.9	60.8	59.7	59.9	-0.10	-0.01	0.00
2006/11/28	23:08:00	77.8	76.8	75.1	72.3	71.3	74.0	76.4	-86.3	74.3	74.2	69.7	73.8	59.6	60.8	59.6	59.8	-0.10	-0.01	0.00
2006/11/28	23:09:00	77.8	76.8	75.1	72.3	71.5	74.0	76.4	-86.0	74.4	74.2	69.7	73.8	59.6	60.8	59.5	59.7	-0.10	-0.01	0.00
2006/11/28	23:10:00	77.8	76.8	75.1	72.3	71.5	74.0	76.4	-79.9	74.3	74.2	69.6	73.8	59.7	60.8	59.7	59.9	-0.10	-0.01	0.00
2006/11/28	23:11:00	77.8	76.9	75.1	72.4	71.6	74.0	76.4	-87.4	74.3	74.3	69.7	73.8	59.7	60.8	59.6	60.1	0.00	0.00	0.00
2006/11/28	23:12:00	77.8	76.9	75.1	72.3	71.5	74.0	76.4	-87.0	74.4	74.3	69.6	73.8	59.7	60.8	59.6	59.8	-0.10	-0.01	0.00
2006/11/28	23:13:00	77.8	76.8	75.1	72.3	71.5	74.0	76.4	-87.0	74.4	74.3	69.6	73.7	59.9	60.8	59.8	59.9	-0.10	-0.01	0.00
2006/11/28	23:14:00	77.8	76.9	75.1	72.3	71.5	73.9	76.4	-87.0	74.4	74.3	69.6	73.7	59.5	60.8	59.5	60.0	-0.10	0.00	0.00
2006/11/28	23:15:00	77.8	76.9	75.1	72.3	71.3	74.0	76.4	-87.3	74.4	74.3	69.6	73.7	59.7	60.9	59.5	59.9	-0.10	0.00	0.00
2006/11/28	23:16:00	77.8	76.8	75.1	72.3	71.5	73.9	76.4	-87.0	74.3	74.2	69.6	73.7	60.1	61.0	59.8	60.1	-0.10	-0.01	0.00
2006/11/28	23:17:00	77.8	76.8	75.1	72.3	71.3	73.9	76.4	-74.1	74.3	74.2	69.6	73.7	59.6	61.0	59.7	60.2	-0.10	0.00	0.00
2006/11/28	23:18:00	77.8	76.8	75.1	72.3	71.3	73.9	76.4	-86.2	74.4	74.3	69.7	73.8	59.4	61.1	59.6	60.1	-0.10	-0.01	0.00
2006/11/28	23:19:00	77.8	76.9	75.1	72.3	71.5	74.0	76.4	-86.3	74.4	74.3	69.7	73.8	59.3	60.9	59.4	60.1	-0.10	0.00	0.00
2006/11/28	23:20:00	77.8	76.8	75.1	72.3	71.5	74.0	76.4	-86.5	74.3	74.3	69.6	73.8	59.8	61.0	59.6	60.2	-0.10	-0.01	0.00
2006/11/28	23:21:00	77.8	76.8	75.1	72.3	71.3	73.9	76.5	-86.3	74.4	74.3	69.6	73.8	59.6	61.0	59.8	60.0	-0.10	0.00	0.00
2006/11/28	23:22:00	77.8	76.9	75.1	72.4	71.3	73.9	76.5	-76.3	74.4	74.3	69.7	73.8	59.6	60.6	59.7	60.0	-0.10	-0.01	0.00
2006/11/28	23:23:00	77.8	76.8	75.1	72.3	71.3	73.9	76.4	-86.8	74.4	74.3	69.6	73.8	59.8	61.1	59.8	60.1	-0.10	-0.01	0.00
2006/11/28	23:24:00	77.8	76.8	75.1	72.3	71.3	73.9	76.4	-85.5	74.4	74.2	69.7	73.7	59.7	61.0	59.8	60.1	-0.10	0.00	0.00
2006/11/28	23:25:00	77.8	76.8	75.1	72.3	71.3	74.0	76.4	-86.5	74.3	74.2	69.6	73.8	59.7	61.1	59.7	60.2	-0.10	-0.01	0.00
2006/11/28	23:26:00	77.8	76.8	75.1	72.3	71.3	73.9	76.4	-86.2	74.2	74.2	69.6	73.8	59.8	60.9	59.7	60.0	-0.10	-0.01	0.00
2006/11/28	23:27:00	77.8	76.8	75.1	72.2	71.3	73.9	76.4	-77.0	74.3	74.1	69.6	73.7	59.8	60.9	59.8	59.9	0.00	0.00	0.00
2006/11/28	23:28:00	77.8	76.8	75.1	72.2	71.3	73.8	76.3	-85.3	74.2	74.1	69.5	73.7	59.7	60.8	59.7	59.9	-0.10	0.00	0.00
2006/11/28	23:29:00	77.6	76.7	75.1	72.2	71.3	73.7	76.2	-86.5	74.2	74.1	69.5	73.7	60.2	60.9	59.8	60.2	-0.10	0.00	0.00
2006/11/28	23:30:00	77.6	76.7	75.1	72.2	71.1	73.6	76.2	-85.8	74.2	74.0	69.6	73.6	59.5	60.8	59.5	59.9	-0.10	0.00	0.00
2006/11/28	23:31:00	77.6	76.6	75.1	72.2	71.1	73.7	76.2	-86.2	74.1	74.0	69.5	73.6	59.5	60.6	59.6	60.0	-0.10	0.00	0.00
2006/11/28	23:32:00	77.6	76.7	75.1	72.2	71.3	73.8	76.2	-85.4	74.2	74.1	69.6	73.7	59.9	60.8	59.8	60.0	-0.10	-0.01	0.00
2006/11/28	23:33:00	77.6	76.7	75.1	72.2	71.3	73.8	76.2	-86.0	74.1	74.1	69.6	73.7	60.0	60.9	59.9	60.0	-0.10	-0.01	0.00
2006/11/28	23:34:00	77.6	76.7	75.1	72.2	71.3	73.8	76.2	-86.1	74.2	74.1	69.5	73.7	60.1	61.1	59.8	60.2	-0.10	-0.01	0.00
2006/11/28	23:35:00	77.6	76.7	75.1	72.3	71.3	73.9	76.3	-85.8	74.2	74.1	69.3	73.6	60.0	61.2	60.2	60.4	-0.10	-0.01	0.00
2006/11/28	23:36:00	77.6	76.6	75.1	72.2	71.1	73.8	76.2	-84.9	74.2	74.1	69.3	73.6	59.4	61.1	59.6	60.2	-0.10	0.00	0.00
2006/11/28	23:37:00	77.6	76.6	75.1	72.2	71.1	73.7	76.2	-85.5	74.2	74.0	69.5	73.6	59.7	61.0	59.8	60.1	-0.10	-0.01	0.00
2006/11/28	23:38:00	77.6	76.6	75.1	72.2	71.1	73.7	76.2	-85.6	74.2	74.1	69.3	73.6	60.0	61.1	60.0	60.1	-0.10	-0.01	0.00
2006/11/28	23:39:00	77.6	76.6	74.9	72.2	71.3	73.7	76.2	-85.6	74.1	74.0	69.3	73.6	60.2	61.1	59.8	60.1	-0.10	0.00	0.00
2006/11/28	23:40:00	77.6	76.6	74.9	72.1	71.1	73.7	76.1	-84.3	74.1	74.0	69.3	73.6	59.9	61.1	59.9	60.0	-0.10	0.00	0.00
2006/11/28	23:41:00	77.4	76.5	74.9	72.1	71.1	73.7	76.2	-71.4	74.1	74.0	69.3	73.6	59.8	61.1	59.7	60.2	-0.10	0.00	0.00
2006/11/28	23:42:00	77.4	76.6	74.9	72.1	71.1	73.7	76.1	-84.9	74.0	73.9	69.5	73.6	59.9	61.0	59.7	60.0	-0.10	-0.01	0.00
2006/11/28	23:43:00	77.4	76.5	74.9	72.1	70.9	73.6	76.1	-84.5	74.1	73.9	69.5	73.6	59.7	61.0	59.7	60.1	-0.10	-0.01	0.00
2006/11/28	23:44:00	77.6	76.5	74.9	72.1	71.1	73.7	76.1	-84.8	74.0	73.9	69.5	73.6	59.6	60.6	59.6	59.9	-0.10	-0.01	0.00
2006/11/28	23:45:00	77.4	76.5	74.9	72.1	71.1	73.7	76.1	-84.4	74.0	73.9	69.5	73.5	59.8	60.6	59.7	59.9	-0.10	-0.01	0.00
2006/11/28	23:46:00	77.6	76.6	74.9	72.2	71.3	73.8	76.2	-85.4	74.1	74.0	69.3	73.5	59.9	60.9	59.6	60.1	-0.10	-0.01	0.00
2006/11/28	23:47:00	77.4	76.6	74.9	72.2	71.1	73.8	76.1	-81.5	74.1	74.0	69.3	73.5	60.0	61.0	59.9	60.1	-0.10	-0.01	0.00
2006/11/28	23:48:00	77.6	76.6	75.1	72.2	71.1	73.7	76.1	-82.6	74.1	73.9	69.3	73.5	60.0	61.1	59.8	60.1	-0.10	-0.01	0.00
2006/11/28	23:49:00	77.6	76.6	75.1	72.2	71.1	73.7	76.1	-84.8	74.0	73.9	69.3	73.5	59.9	61.0	59.8	60.1	-0.10	-0.01	0.00
2006/11/28	23:50:00	77.4	76.5	74.8	72.1	71.1	73.7	76.0	-84.7	74.0	73.9	69.3	73.6	59.7	61.0	59.8	60.1	-0.10	0.00	0.00
2006/11/28	23:51:00	77.4	76.5	74.9	72.1	70.9	73.7	76.0	-85.8	74.0	73.8	69.3	73.6	59.6	61.0	59.7	60.1	-0.10	0.00	0.00
2006/11/28	23:52:00	77.4	76.5	74.9	72.1	71.1	73.7	76.0	-85.8	73.9	73.8	69.5	73.5	59.7	60.9	59.8	60.1	-0.10	-0.01	0.00
2006/11/28	23:53:00	77.6	76.6	75.1	72.2	71.3	73.7	76.1	-85.0	74.0	73.9	69.3	73.5	59.7	60.9	59.7	60.2	-0.10	-0.01	0.00
2006/11/28	23:54:00	77.6	76.6	75.1	72.2	71.3	73.8	76.1	-85.1	74.0	73.9	69.3	73.5	59.8	60.6	59.6	59.9	-0.10	-0.01	0.00
2006/11/28	23:55:00	77.4	76.6	74.9	72.1	71.1	73.7	76.0	-84.8	73.9	73.8	69.5	73.5	59.7	60.6	59.7	59.9	-0.10	0.00	0.00
2006/11/28	23:56:00	77.4	76.5	74.9	72.2	71.1	73.7	76.0	-85.0	73.9	73.8	69.3	73.5	59.6	61.0	59.6	60.0	-0.10	0.00	0.00
2006/11/28	23:57:00	77.4	76.5	74.9	72.2	71.3	73.7	76.0	-85.0	74.0	73.8	69.5	73.5	59.9	61.0	59.8	60.0	-0.10	0.00	0.00
2006/11/28	23:58:00	77.4	76.6	74.9	72.2	71.1	73.7	76.1	-84.5	74.0	73.8	69.5	73.5	59.7	60.9	59.6	60.1	-0.10	-0.01	0.00
2006/11/28	23:59:00	77.4	76.5	74.9	72.2	71.1	73.7	76.0	-84.9	73.9	73.8	69.5	73.5	59.8	60.9	59.8	60.0	-0.10	0.00	0.00
2006/11/29	00:00:00	77.4	76.5	74.9	72.1	71.1	73.6	76.0	-84.7	73.9	73.8	69.5	73.5	59.6	60.9	59.7	60.0	-0.10	-0.01	0.00
2006/11/29	00:01:00	77.4	76.4	74.8	72.1	71.1	73.6	75.8	-84.9	73.8	73.7	69.5	73.6	59.6	60.9	59.6	60.1	-0.10	-0.01	0.00
2006/11/29	00:02:00	77.3	76.4	74.8	72.1	71.1	73.6	75.8	-84.7	73.9	73.7	69.3	73.5	59.7	61.0	59.6	60.0	-0.10	-0.01	0.00
2006/11/29	00:03:00	77.4	76.5	74.9	72.1	71.1	73.6	76.0	-84.2	73.9	73.8	69.5	73.5	59.6	60.8	59.6	59.9	-0.10	-0.01	0.00

Test Report TR63001-07N

Appendix C

Page 119 of 128

Heat Decay Run

3-794
for Model AOS-025, AOS-050, and AOS-100 Transport Packages, Rev. G, July 27, 2012 (Docket No. 71-9316)

Date	Time	TC1	TC2	TC3	TC4	TC5	TC6	TC7	TC8	TC9	TC10	TC11	TC12	TC13	TC14	TC15	TC16	VDC	Amps	Watts
2006/11/29	00:04:00	77.4	76.6	74.9	72.2	71.1	73.7	76.0	-79.8	73.9	73.8	69.5	73.5	59.6	60.8	59.6	59.9	-0.10	-0.01	0.00
2006/11/29	00:05:00	77.4	76.5	74.9	72.2	71.1	73.7	76.0	-84.9	73.9	73.8	69.5	73.5	59.6	60.9	59.5	60.0	-0.10	-0.01	0.00
2006/11/29	00:06:00	77.4	76.5	74.9	72.2	71.3	73.7	76.0	-80.1	74.0	73.8	69.5	73.5	59.8	60.9	59.7	60.0	-0.10	-0.01	0.00
2006/11/29	00:07:00	77.4	76.6	75.1	72.3	71.3	73.8	76.1	-85.8	74.0	73.9	69.5	73.5	59.7	61.0	59.8	60.2	-0.10	-0.01	0.00
2006/11/29	00:08:00	77.4	76.7	75.1	72.4	71.3	73.9	76.3	-76.7	74.2	74.0	69.5	73.6	59.6	60.8	59.7	60.2	-0.10	0.00	0.00
2006/11/29	00:09:00	77.4	76.7	75.1	72.4	71.3	73.9	76.3	-83.8	74.2	74.0	69.5	73.6	59.7	61.2	59.7	60.1	-0.10	-0.01	0.00
2006/11/29	00:10:00	77.4	76.7	75.1	72.4	71.3	73.9	76.3	-84.3	74.3	74.1	69.5	73.6	59.8	61.3	59.8	60.1	-0.10	-0.01	0.00
2006/11/29	00:11:00	77.6	76.7	75.1	72.4	71.5	74.0	76.4	-85.1	74.3	74.2	69.5	73.6	60.1	61.3	59.8	60.2	-0.10	-0.01	0.00
2006/11/29	00:12:00	77.6	76.8	75.1	72.5	71.5	74.0	76.4	-84.9	74.4	74.3	69.5	73.6	60.4	61.3	59.8	60.4	-0.10	-0.01	0.00
2006/11/29	00:13:00	77.4	76.7	75.1	72.5	71.6	74.1	76.5	-84.4	74.5	74.4	69.5	73.6	60.0	61.3	59.9	60.4	-0.10	-0.01	0.00
2006/11/29	00:14:00	77.4	76.7	75.1	72.5	71.6	74.1	76.5	-84.3	74.5	74.4	69.5	73.6	60.1	61.2	60.0	60.4	-0.10	-0.01	0.00
2006/11/29	00:15:00	77.4	76.7	75.1	72.5	71.7	74.1	76.5	-82.9	74.5	74.4	69.6	73.7	60.0	61.1	60.0	60.4	-0.10	-0.01	0.00
2006/11/29	00:16:00	77.4	76.7	75.1	72.5	71.7	74.1	76.5	-83.0	74.4	74.4	69.6	73.7	60.0	61.2	59.9	60.4	-0.10	-0.01	0.00
2006/11/29	00:17:00	77.4	76.7	75.1	72.4	71.6	74.1	76.5	-84.4	74.5	74.3	69.5	73.6	60.1	61.2	60.0	60.4	-0.10	-0.01	0.00
2006/11/29	00:18:00	77.4	76.7	75.1	72.4	71.5	74.1	76.4	-82.9	74.4	74.3	69.5	73.6	60.1	61.4	60.0	60.4	-0.10	-0.01	0.00
2006/11/29	00:19:00	77.3	76.6	74.9	72.4	71.3	74.0	76.3	-84.0	74.3	74.2	69.5	73.6	59.6	61.0	59.7	60.2	-0.10	0.00	0.00
2006/11/29	00:20:00	77.4	76.7	75.1	72.4	71.3	73.9	76.4	-83.0	74.2	74.3	69.5	73.6	59.2	58.8	59.3	58.2	-0.10	-0.01	0.00
2006/11/29	00:21:00	77.3	76.6	74.9	72.4	71.3	74.0	76.3	-83.8	74.2	74.2	69.6	73.6	58.8	58.8	59.0	58.0	-0.10	-0.01	0.00
2006/11/29	00:22:00	77.3	76.6	75.1	72.4	71.5	74.0	76.4	-85.8	74.4	74.2	69.6	73.6	59.5	60.2	59.3	59.2	-0.10	-0.01	0.00
2006/11/29	00:23:00	77.4	76.7	75.1	72.5	71.6	74.1	76.5	-85.1	74.5	74.4	69.6	73.6	59.9	60.8	59.8	59.9	-0.10	-0.01	0.00
2006/11/29	00:24:00	77.4	76.7	75.1	72.5	71.5	74.1	76.4	-84.3	74.4	74.4	69.6	73.6	59.7	61.0	59.7	60.1	-0.10	0.00	0.00
2006/11/29	00:25:00	77.4	76.7	75.1	72.6	71.3	74.0	76.5	-84.5	74.3	74.4	69.5	73.6	59.6	58.6	59.6	59.1	-0.10	-0.01	0.00
2006/11/29	00:26:00	77.4	76.8	75.1	72.6	71.5	74.1	76.5	-84.5	74.4	74.4	69.7	73.6	59.3	58.6	59.1	58.6	-0.10	0.00	0.00
2006/11/29	00:27:00	77.6	76.8	75.1	72.6	71.5	74.1	76.5	-84.9	74.5	74.4	69.6	73.6	59.4	60.4	59.4	59.6	-0.10	-0.01	0.00
2006/11/29	00:28:00	77.4	76.7	75.1	72.6	71.5	74.1	76.5	-85.0	74.5	74.4	69.5	73.6	59.5	60.8	59.6	59.9	-0.10	-0.01	0.00
2006/11/29	00:29:00	77.4	76.7	75.1	72.6	71.6	74.2	76.6	-85.0	74.6	74.5	69.5	73.6	59.3	60.9	59.7	60.0	-0.10	-0.01	0.00
2006/11/29	00:30:00	77.4	76.7	75.1	72.6	71.5	74.2	76.6	-85.4	74.6	74.5	69.6	73.6	59.4	60.9	59.7	60.1	-0.10	-0.01	0.00
2006/11/29	00:31:00	77.4	76.7	75.1	72.5	71.6	74.1	76.5	-84.7	74.5	74.5	69.5	73.5	59.6	61.0	59.6	59.9	-0.10	-0.01	0.00
2006/11/29	00:32:00	77.3	76.6	75.1	72.4	71.6	74.0	76.4	-85.4	74.3	74.3	69.5	73.5	59.3	60.9	59.4	60.2	-0.10	-0.01	0.00
2006/11/29	00:33:00	77.3	76.6	75.1	72.4	71.3	73.9	76.4	-84.9	74.4	74.3	69.3	73.5	59.3	60.6	59.5	59.9	-0.10	-0.01	0.00
2006/11/29	00:34:00	77.3	76.6	74.9	72.3	71.3	73.9	76.3	-84.9	74.3	74.2	69.5	73.5	59.5	60.8	59.6	59.8	-0.10	-0.01	0.00
2006/11/29	00:35:00	77.3	76.5	74.8	72.2	71.1	73.8	76.2	-85.4	74.2	74.1	69.3	73.5	59.7	60.6	59.7	60.1	-0.10	-0.01	0.00
2006/11/29	00:36:00	77.3	76.5	74.8	72.2	71.1	73.6	76.1	-84.7	74.0	74.0	69.3	73.3	59.2	61.0	59.1	59.9	-0.10	-0.01	0.00
2006/11/29	00:37:00	77.2	76.5	74.8	72.2	71.1	73.8	76.1	-84.7	74.1	74.0	69.3	73.3	59.3	60.6	59.3	59.8	-0.10	-0.01	0.00
2006/11/29	00:38:00	77.2	76.5	74.8	72.2	71.1	73.7	76.1	-86.2	74.0	74.0	69.5	73.3	59.4	60.6	59.5	59.9	-0.10	-0.01	0.00
2006/11/29	00:39:00	77.2	76.4	74.8	72.2	71.1	73.8	76.1	-86.1	74.1	74.0	69.3	73.3	59.6	60.6	59.7	59.7	-0.10	-0.01	0.00
2006/11/29	00:40:00	77.2	76.4	74.8	72.2	70.9	73.8	76.1	-85.8	74.1	74.0	69.3	73.3	59.0	60.6	59.3	59.6	-0.10	-0.01	0.00
2006/11/29	00:41:00	77.2	76.4	74.7	72.1	71.1	73.6	76.0	-80.4	74.0	73.9	69.3	73.3	59.4	60.8	59.5	59.7	-0.10	-0.01	0.00
2006/11/29	00:42:00	77.2	76.4	74.6	72.1	70.9	73.6	76.0	-78.0	74.0	73.9	69.3	73.3	59.5	60.6	59.4	59.9	-0.10	-0.01	0.00
2006/11/29	00:43:00	77.2	76.5	74.8	72.2	71.1	73.8	76.2	-82.6	74.2	74.1	69.3	73.3	59.2	60.6	59.3	59.9	-0.10	-0.01	0.00
2006/11/29	00:44:00	77.3	76.5	74.9	72.3	71.5	73.9	76.3	-85.6	74.3	74.2	69.3	73.3	59.5	60.6	59.7	59.9	-0.10	-0.01	0.00
2006/11/29	00:45:00	77.3	76.6	74.9	72.4	71.3	73.9	76.3	-85.6	74.3	74.2	69.3	73.3	59.4	60.9	59.7	60.1	-0.10	-0.01	0.00
2006/11/29	00:46:00	77.2	76.5	74.8	72.3	71.3	73.9	76.3	-85.8	74.3	74.2	69.3	73.3	59.4	60.9	59.5	59.9	-0.10	-0.01	0.00
2006/11/29	00:47:00	77.3	76.6	74.9	72.4	71.5	74.0	76.4	-86.3	74.4	74.3	69.5	73.5	59.9	61.2	59.8	60.2	-0.10	-0.01	0.00
2006/11/29	00:48:00	77.3	76.5	74.8	72.2	71.3	73.9	76.2	-86.2	74.2	74.2	69.5	73.5	60.1	61.0	59.8	60.2	-0.10	-0.01	0.00
2006/11/29	00:49:00	77.2	76.5	74.8	72.2	71.3	73.9	76.2	-86.5	74.3	74.2	69.5	73.3	59.8	60.9	59.8	60.2	-0.10	-0.01	0.00
2006/11/29	00:50:00	77.2	76.5	74.8	72.3	71.3	73.9	76.2	-86.2	74.2	74.2	69.3	73.3	59.5	60.8	59.6	59.9	-0.10	-0.01	0.00
2006/11/29	00:51:00	77.2	76.5	74.8	72.3	71.3	73.8	76.2	-86.1	74.3	74.2	69.3	73.3	59.6	60.9	59.6	60.1	-0.10	-0.01	0.00
2006/11/29	00:52:00	77.2	76.4	74.8	72.2	71.1	73.8	76.1	-86.0	74.1	74.1	69.3	73.3	59.7	60.9	59.7	60.0	-0.10	0.00	0.00
2006/11/29	00:53:00	77.2	76.5	74.8	72.2	71.3	73.8	76.1	-86.1	74.1	74.1	69.3	73.3	59.4	60.9	59.3	59.9	-0.10	0.00	0.00
2006/11/29	00:54:00	77.2	76.5	74.8	72.2	71.1	73.8	76.1	-84.8	74.1	74.1	69.3	73.3	59.8	60.8	59.6	59.8	-0.10	0.00	0.00
2006/11/29	00:55:00	77.2	76.5	74.8	72.2	71.3	73.8	76.1	-86.1	74.1	74.1	69.3	73.3	59.8	60.6	59.7	60.1	-0.10	-0.01	0.00
2006/11/29	00:56:00	77.2	76.4	74.8	72.2	71.1	73.7	76.1	-86.1	74.1	74.1	69.3	73.3	59.4	60.9	59.4	60.0	-0.10	-0.01	0.00
2006/11/29	00:57:00	77.2	76.4	74.8	72.2	71.1	73.7	76.1	-86.0	74.1	74.0	69.3	73.3	59.6	60.8	59.6	60.0	-0.10	0.00	0.00
2006/11/29	00:58:00	77.1	76.4	74.7	72.2	71.1	73.7	76.1	-85.6	74.1	74.0	69.3	73.3	59.9	60.8	59.7	60.0	-0.10	-0.01	0.00
2006/11/29	00:59:00	77.2	76.4	74.7	72.1	71.1	73.7	76.1	-85.8	74.1	74.0	69.3	73.3	59.5	60.8	59.6	60.0	-0.10	0.00	0.00
2006/11/29	01:00:00	77.2	76.4	74.7	72.1	71.1	73.6	76.1	-86.1	74.0	74.0	69.5	73.3	59.1	60.6	59.3	59.9	-0.10	0.00	0.00
2006/11/29	01:01:00	77.1	76.3	74.6	72.0	70.8	73.6	75.8	-86.1	73.9	73.8	69.3	73.3	59.3	60.6	59.2	59.7	-0.10	0.00	0.00

Test Report TR63001-07N

Appendix C

Page 120 of 128

Heat Decay Run

Radioactive Material Transport Packaging System Safety Analysis Report
for Model AOS-025, AOS-050, and AOS-100 Transport Packages, Rev. G, July 27, 2012 (Docket No. 71-9316) 3-795

Date	Time	TC1	TC2	TC3	TC4	TC5	TC6	TC7	TC8	TC9	TC10	TC11	TC12	TC13	TC14	TC15	TC16	VDC	Amps	Watts
2006/11/29	01:02:00	77.1	76.3	74.6	72.0	70.8	73.3	75.8	-85.4	73.9	73.8	69.3	73.3	59.4	60.6	59.4	59.8	-0.10	-0.01	0.00
2006/11/29	01:03:00	77.0	76.3	74.5	71.9	70.8	73.3	75.6	-86.2	73.7	73.6	69.3	73.1	59.7	60.4	59.5	59.8	-0.10	0.00	0.00
2006/11/29	01:04:00	77.0	76.2	74.5	71.8	70.8	73.1	75.6	-86.7	73.7	73.6	69.1	73.1	59.4	60.4	59.3	59.6	-0.10	-0.01	0.00
2006/11/29	01:05:00	77.0	76.2	74.5	71.9	70.8	73.3	75.6	-86.7	73.7	73.6	69.1	73.1	59.7	60.4	59.4	59.7	-0.10	0.00	0.00
2006/11/29	01:06:00	77.0	76.3	74.5	71.9	70.9	73.3	75.6	-86.2	73.7	73.6	69.1	73.1	59.4	60.6	59.3	59.8	-0.10	-0.01	0.00
2006/11/29	01:07:00	77.0	76.2	74.5	71.9	70.9	73.5	75.6	-86.5	73.7	73.6	69.1	73.1	59.8	60.8	59.6	59.8	-0.10	-0.01	0.00
2006/11/29	01:08:00	77.0	76.2	74.6	72.0	70.9	73.5	75.8	-86.7	73.8	73.7	69.1	73.1	59.7	61.2	59.8	59.9	-0.10	-0.01	0.00
2006/11/29	01:09:00	77.1	76.4	74.7	72.2	71.1	73.3	76.0	-83.3	73.7	73.9	69.3	73.3	56.9	56.8	57.5	55.9	-0.10	0.00	0.00
2006/11/29	01:10:00	77.3	76.5	74.9	72.4	71.3	73.6	76.2	-84.7	73.9	74.0	69.7	73.5	56.8	56.2	57.1	55.6	-0.10	0.00	0.00
2006/11/29	01:11:00	77.2	76.5	74.9	72.3	71.3	73.7	76.2	-86.2	74.0	74.0	69.6	73.3	57.8	58.4	57.7	57.1	-0.10	0.00	0.00
2006/11/29	01:12:00	77.3	76.5	75.1	72.3	71.3	73.8	76.2	-75.2	74.2	74.1	69.5	73.3	58.9	59.5	58.4	58.2	-0.10	-0.01	0.00
2006/11/29	01:13:00	77.3	76.4	74.9	72.2	71.1	73.8	76.2	-79.8	74.2	74.1	69.3	73.3	59.5	60.4	59.2	59.1	-0.10	0.00	0.00
2006/11/29	01:14:00	77.2	76.3	74.8	72.1	71.1	73.5	76.0	-88.0	74.1	74.0	69.3	73.3	59.7	60.6	59.6	59.5	-0.10	0.00	0.00
2006/11/29	01:15:00	77.1	76.2	74.7	72.0	70.9	73.3	75.8	-87.2	74.0	73.9	69.1	73.3	59.3	60.6	59.3	59.7	-0.10	0.00	0.00
2006/11/29	01:16:00	77.1	76.2	74.6	72.0	70.8	73.3	75.8	-87.3	73.9	73.8	69.1	73.3	59.3	60.6	59.4	59.7	-0.10	0.00	0.00
2006/11/29	01:17:00	77.0	76.2	74.5	72.0	70.8	73.3	75.8	-87.2	73.9	73.8	69.1	73.1	59.4	60.4	59.4	59.7	-0.10	-0.01	0.00
2006/11/29	01:18:00	77.0	76.2	74.5	72.0	70.9	73.5	75.8	-86.5	73.9	73.9	69.1	73.1	59.9	60.8	59.7	59.7	-0.10	-0.01	0.00
2006/11/29	01:19:00	77.0	76.2	74.6	71.9	70.8	73.5	75.8	-86.5	73.9	73.9	69.1	73.1	59.5	60.9	59.8	60.0	-0.10	-0.01	0.00
2006/11/29	01:20:00	77.0	76.2	74.5	71.9	70.8	73.5	75.8	-87.3	73.9	73.8	69.1	73.1	60.1	61.0	60.1	60.2	0.00	0.00	0.00
2006/11/29	01:21:00	76.9	76.2	74.5	71.8	70.8	73.3	75.8	-87.5	73.9	73.8	69.3	73.3	59.7	61.1	59.7	60.2	-0.10	0.00	0.00
2006/11/29	01:22:00	76.8	76.0	74.4	71.8	70.8	73.3	75.6	-88.1	73.8	73.7	69.1	73.1	59.5	60.9	59.5	60.0	-0.10	-0.01	0.00
2006/11/29	01:23:00	76.9	76.1	74.4	71.8	70.8	73.3	75.8	-87.7	73.9	73.8	69.1	73.1	59.7	60.9	59.6	59.9	-0.10	-0.01	0.00
2006/11/29	01:24:00	76.9	76.2	74.5	71.9	70.8	73.3	75.8	-87.8	73.9	73.8	69.1	73.1	59.5	61.0	59.7	60.0	-0.10	0.00	0.00
2006/11/29	01:25:00	76.9	76.2	74.5	71.9	70.8	73.5	75.8	-86.3	73.9	73.8	69.1	73.1	59.5	61.0	59.9	59.9	0.00	-0.01	0.00
2006/11/29	01:26:00	76.9	76.1	74.4	71.9	70.8	73.5	75.8	-79.0	73.9	73.8	69.1	73.1	59.5	60.9	59.6	60.0	-0.10	-0.01	0.00
2006/11/29	01:27:00	77.0	76.2	74.5	71.9	70.8	73.5	75.8	-81.1	73.9	73.8	69.1	73.1	59.5	60.9	59.5	59.7	-0.10	0.00	0.00
2006/11/29	01:28:00	76.9	76.1	74.5	71.8	70.8	73.3	75.8	-79.2	73.9	73.8	69.1	73.1	59.7	60.6	59.5	59.9	-0.10	-0.01	0.00
2006/11/29	01:29:00	76.9	76.1	74.4	71.8	70.8	73.3	75.6	-81.5	73.9	73.8	69.1	73.1	59.8	61.0	59.7	60.0	-0.10	-0.01	0.00
2006/11/29	01:30:00	76.9	76.1	74.4	71.8	70.9	73.3	75.6	-81.5	73.9	73.8	69.1	73.3	59.9	61.0	59.9	60.4	0.00	0.00	0.00
2006/11/29	01:31:00	76.9	76.2	74.5	71.9	70.9	73.5	75.8	-87.8	73.8	73.8	69.1	73.1	59.8	60.9	59.9	60.2	0.00	-0.01	0.00
2006/11/29	01:32:00	76.8	76.0	74.4	71.8	70.8	73.3	75.6	-86.7	73.9	73.8	69.1	73.1	60.1	61.1	60.0	60.2	0.00	0.00	0.00
2006/11/29	01:33:00	76.8	76.1	74.4	71.8	70.8	73.5	75.8	-74.3	73.9	73.9	69.1	73.1	60.0	61.2	60.1	60.4	-0.10	0.00	0.00
2006/11/29	01:34:00	76.8	76.1	74.5	71.9	70.9	73.5	75.8	-82.5	74.0	73.9	69.1	73.1	59.8	61.2	59.8	60.1	-0.10	0.00	0.00
2006/11/29	01:35:00	76.8	76.1	74.5	71.9	71.1	73.5	75.8	-85.8	73.9	73.9	69.1	73.1	60.4	61.1	60.0	60.0	-0.10	-0.01	0.00
2006/11/29	01:36:00	76.9	76.1	74.5	71.8	70.9	73.3	75.8	-85.5	73.9	73.9	69.1	73.1	60.4	61.3	60.4	60.4	-0.10	0.00	0.00
2006/11/29	01:37:00	76.8	76.0	74.3	71.7	70.8	73.1	75.6	-83.3	73.9	73.8	69.0	73.1	59.7	61.3	59.9	60.4	-0.10	0.00	0.00
2006/11/29	01:38:00	76.8	76.0	74.3	71.7	70.8	73.1	75.6	-85.6	73.8	73.8	69.0	73.1	60.1	61.1	60.1	60.2	-0.10	0.00	0.00
2006/11/29	01:39:00	76.8	76.0	74.3	71.6	70.8	73.1	75.4	-86.0	73.7	73.7	69.0	72.9	59.8	61.1	59.9	60.1	-0.10	-0.01	0.00
2006/11/29	01:40:00	76.7	75.8	74.2	71.5	70.6	73.1	75.3	-85.5	73.7	73.6	69.0	72.9	60.0	61.0	59.9	60.1	-0.10	0.00	0.00
2006/11/29	01:41:00	76.7	75.8	74.1	71.5	70.6	72.9	75.3	-85.5	73.6	73.5	68.8	72.8	59.8	60.9	59.7	60.0	-0.10	-0.01	0.00
2006/11/29	01:42:00	76.7	75.8	74.1	71.5	70.6	72.9	75.3	-85.4	73.6	73.5	68.8	72.8	59.8	60.8	59.7	60.0	-0.10	0.00	0.00
2006/11/29	01:43:00	76.7	75.8	74.2	71.5	70.6	72.9	75.3	-85.3	73.5	73.3	69.0	72.8	59.7	60.8	59.6	60.0	-0.10	-0.01	0.00
2006/11/29	01:44:00	76.8	75.8	74.2	71.5	70.6	72.9	75.3	-85.4	73.5	73.3	69.0	72.8	59.4	60.9	59.6	60.0	-0.10	0.00	0.00
2006/11/29	01:45:00	76.7	75.8	74.1	71.5	70.4	72.8	75.1	-86.1	73.3	73.3	69.0	72.8	59.4	60.6	59.6	59.7	-0.10	-0.01	0.00
2006/11/29	01:46:00	76.7	75.8	74.1	71.5	70.4	72.8	75.1	-86.1	73.3	73.3	68.8	72.8	59.7	60.8	59.6	59.7	-0.10	-0.01	0.00
2006/11/29	01:47:00	76.6	75.8	74.1	71.3	70.3	72.7	75.1	-76.5	73.3	73.1	68.8	72.7	59.5	60.6	59.5	59.8	-0.10	-0.01	0.00
2006/11/29	01:48:00	76.6	75.8	74.1	71.3	70.3	72.6	75.1	-75.9	73.3	73.1	68.8	72.7	59.7	60.8	59.6	59.8	-0.10	-0.01	0.00
2006/11/29	01:49:00	76.6	75.8	74.1	71.3	70.3	72.7	75.1	-85.8	73.1	73.1	68.8	72.7	59.9	60.8	59.6	59.7	-0.10	-0.01	0.00
2006/11/29	01:50:00	76.6	75.8	74.1	71.3	70.4	72.8	75.1	-85.1	73.3	73.1	68.8	72.7	59.8	60.9	59.7	60.0	-0.10	-0.01	0.00
2006/11/29	01:51:00	76.6	75.8	74.1	71.3	70.2	72.7	75.1	-86.3	73.1	73.1	68.8	72.7	59.4	60.4	59.4	59.7	-0.10	-0.01	0.00
2006/11/29	01:52:00	76.6	75.8	74.1	71.3	70.4	72.8	75.1	-85.6	73.3	73.1	68.8	72.7	59.4	60.4	59.5	59.6	-0.10	0.00	0.00
2006/11/29	01:53:00	76.6	75.8	74.1	71.3	70.6	72.8	75.1	-79.7	73.3	73.1	69.0	72.8	59.5	60.8	59.5	59.8	-0.10	-0.01	0.00
2006/11/29	01:54:00	76.6	75.8	74.2	71.5	70.6	72.9	75.1	-83.0	73.3	73.3	69.0	72.8	59.9	60.8	59.7	59.9	-0.10	-0.01	0.00
2006/11/29	01:55:00	76.7	75.8	74.2	71.6	70.8	72.9	75.3	-85.4	73.5	73.3	69.0	72.8	59.9	61.0	60.0	60.1	-0.10	-0.01	0.00
2006/11/29	01:56:00	76.7	75.8	74.2	71.6	70.6	73.1	75.3	-85.6	73.5	73.3	69.1	72.9	59.6	60.8	59.8	60.1	-0.10	-0.01	0.00
2006/11/29	01:57:00	76.7	75.8	74.3	71.6	70.6	73.1	75.3	-77.9	73.5	73.3	69.0	72.9	59.6	60.8	59.7	59.9	-0.10	-0.01	0.00
2006/11/29	01:58:00	76.7	75.8	74.2	71.6	70.8	73.1	75.3	-86.2	73.5	73.3	69.0	72.9	60.0	60.6	59.6	60.0	-0.10	-0.01	0.00
2006/11/29	01:59:00	76.7	76.0	74.3	71.8	70.8	73.1	75.3	-86.3	73.6	73.3	69.1	72.9	60.6	61.2	60.2	60.4	-0.10	-0.01	0.00

Test Report TR63001-07N

Appendix C

Page 121 of 128

Heat Decay Run

3-796
for Model AOS-025, AOS-050, and AOS-100 Transport Packages, Rev. G, July 27, 2012 (Docket No. 71-9316)

Date	Time	TC1	TC2	TC3	TC4	TC5	TC6	TC7	TC8	TC9	TC10	TC11	TC12	TC13	TC14	TC15	TC16	VDC	Amps	Watts
2006/11/29	02:00:00	76.7	75.8	74.3	71.7	70.8	73.1	75.3	-85.8	73.5	73.3	69.0	72.8	60.0	61.1	60.0	60.2	-0.10	-0.01	0.00
2006/11/29	02:01:00	76.7	75.8	74.3	71.7	70.8	73.1	75.3	-73.4	73.5	73.3	69.0	72.9	59.9	61.2	59.7	60.1	-0.10	-0.01	0.00
2006/11/29	02:02:00	76.7	76.0	74.3	71.7	70.8	73.1	75.3	-70.7	73.5	73.3	69.0	72.8	59.9	61.1	59.7	60.2	-0.10	-0.01	0.00
2006/11/29	02:03:00	76.7	75.8	74.2	71.6	70.6	72.8	75.3	-83.8	73.3	73.1	69.0	72.8	59.8	61.1	59.7	60.1	-0.10	-0.01	0.00
2006/11/29	02:04:00	76.6	75.8	74.1	71.6	70.6	72.8	75.3	-86.0	73.3	73.1	69.1	72.8	59.6	60.8	59.6	59.9	-0.10	0.00	0.00
2006/11/29	02:05:00	76.6	75.8	74.2	71.6	70.6	72.9	75.1	-86.3	73.3	73.3	69.1	72.8	59.5	60.8	59.6	59.8	-0.10	-0.01	0.00
2006/11/29	02:06:00	76.6	75.8	74.1	71.5	70.4	72.7	75.1	-76.8	73.3	73.1	69.1	72.8	59.4	60.6	59.5	59.7	-0.10	-0.01	0.00
2006/11/29	02:07:00	76.6	75.8	74.1	71.5	70.4	72.8	75.1	-86.0	73.3	73.1	69.1	72.8	59.2	60.6	59.4	59.8	-0.10	-0.01	0.00
2006/11/29	02:08:00	76.6	75.8	74.1	71.5	70.6	72.8	75.1	-86.1	73.1	73.1	69.0	72.8	59.3	60.4	59.3	59.7	-0.10	-0.01	0.00
2006/11/29	02:09:00	76.6	75.8	74.1	71.5	70.8	72.8	75.1	-86.5	73.3	73.1	69.1	72.8	59.8	60.6	59.6	59.8	-0.10	-0.01	0.00
2006/11/29	02:10:00	76.6	75.8	74.2	71.6	70.6	72.8	75.1	-86.0	73.3	73.1	69.0	72.8	59.7	60.6	59.8	59.9	-0.10	-0.01	0.00
2006/11/29	02:11:00	76.6	75.8	74.2	71.7	70.8	73.1	75.3	-86.2	73.5	73.3	69.0	72.8	59.9	60.8	59.8	60.0	-0.10	-0.01	0.00
2006/11/29	02:12:00	76.7	75.8	74.3	71.8	70.8	73.3	75.4	-86.1	73.7	73.5	69.0	72.8	60.0	61.0	60.0	60.4	-0.10	-0.01	0.00
2006/11/29	02:13:00	76.7	75.8	74.4	71.8	70.9	73.3	75.6	-80.0	73.7	73.6	69.0	72.9	59.8	61.0	60.0	60.2	-0.10	-0.01	0.00
2006/11/29	02:14:00	76.8	76.0	74.4	71.9	71.1	73.5	75.6	-82.4	73.9	73.7	69.1	72.9	60.6	61.2	60.4	60.4	-0.10	-0.01	0.00
2006/11/29	02:15:00	76.8	76.1	74.5	72.0	71.1	73.6	75.6	-85.6	74.0	73.9	69.1	73.1	60.6	61.7	60.6	60.6	-0.10	-0.01	0.00
2006/11/29	02:16:00	76.8	76.1	74.5	72.1	71.3	73.6	75.8	-85.1	74.0	73.9	69.1	73.1	60.6	61.6	60.6	60.8	-0.10	-0.01	0.00
2006/11/29	02:17:00	76.8	76.1	74.5	72.1	71.3	73.6	75.8	-83.7	74.1	74.0	69.1	73.1	60.4	61.7	60.4	60.9	-0.10	-0.01	0.00
2006/11/29	02:18:00	76.8	76.1	74.6	72.2	71.3	73.7	76.0	-84.7	74.1	74.0	69.1	73.1	60.9	61.6	60.8	61.0	-0.10	-0.01	0.00
2006/11/29	02:19:00	76.8	76.2	74.7	72.2	71.5	73.8	76.1	-83.6	74.2	74.1	69.1	73.3	61.1	61.8	61.0	61.0	-0.10	-0.01	0.00
2006/11/29	02:20:00	76.8	76.2	74.7	72.3	71.5	73.8	76.1	-83.5	74.3	74.1	69.1	73.3	60.9	61.9	61.1	61.2	-0.10	-0.01	0.00
2006/11/29	02:21:00	76.8	76.2	74.7	72.3	71.5	73.8	76.1	-74.8	74.3	74.2	69.1	73.3	60.9	62.0	61.1	61.3	-0.10	-0.01	0.00
2006/11/29	02:22:00	76.9	76.3	74.8	72.3	71.5	73.9	76.2	-75.9	74.3	74.2	69.1	73.3	61.2	62.1	61.0	61.3	-0.10	-0.01	0.00
2006/11/29	02:23:00	76.9	76.3	74.8	72.3	71.6	73.9	76.3	-83.0	74.4	74.3	69.3	73.3	61.1	62.1	60.9	61.1	-0.10	0.00	0.00
2006/11/29	02:24:00	76.9	76.3	74.8	72.3	71.6	74.0	76.2	-82.9	74.4	74.3	69.1	73.3	61.2	62.0	61.1	61.1	-0.10	0.00	0.00
2006/11/29	02:25:00	76.9	76.4	74.9	72.4	71.6	74.1	76.3	-82.3	74.4	74.4	69.3	73.3	61.4	61.8	61.4	61.4	-0.10	-0.01	0.00
2006/11/29	02:26:00	76.9	76.3	74.9	72.4	71.6	74.1	76.3	-77.0	74.5	74.4	69.3	73.3	61.6	62.4	61.4	61.5	-0.10	-0.01	0.00
2006/11/29	02:27:00	76.9	76.3	74.9	72.3	71.7	74.1	76.3	-82.0	74.5	74.4	69.3	73.3	61.8	62.1	61.6	61.7	-0.10	-0.01	0.00
2006/11/29	02:28:00	76.9	76.3	74.9	72.4	71.7	74.1	76.3	-81.3	74.4	74.4	69.3	73.3	61.9	61.9	61.6	61.7	-0.10	-0.01	0.00
2006/11/29	02:29:00	76.9	76.3	74.9	72.3	71.7	74.1	76.2	-81.3	74.4	74.3	69.3	73.3	61.9	61.8	61.7	61.5	-0.10	-0.01	0.00
2006/11/29	02:30:00	76.9	76.3	74.8	72.3	71.7	73.9	76.2	-63.9	74.3	74.3	69.3	73.3	61.9	62.0	61.7	61.6	-0.10	-0.01	0.00
2006/11/29	02:31:00	76.9	76.3	74.9	72.3	71.7	74.1	76.2	-68.9	74.4	74.4	69.3	73.3	62.0	62.1	61.7	61.7	-0.10	-0.01	0.00
2006/11/29	02:32:00	76.9	76.3	74.9	72.3	71.7	74.1	76.3	-72.5	74.5	74.4	69.3	73.3	62.0	62.2	61.7	61.8	-0.10	-0.01	0.00
2006/11/29	02:33:00	77.0	76.4	75.1	72.5	71.8	74.2	76.4	-68.7	74.5	74.5	69.3	73.3	62.1	62.1	61.9	61.8	-0.10	0.00	0.00
2006/11/29	02:34:00	77.0	76.4	75.1	72.5	71.8	74.2	76.4	-65.0	74.6	74.5	69.3	73.3	62.2	62.2	62.0	62.0	-0.10	-0.01	0.00
2006/11/29	02:35:00	76.9	76.4	75.1	72.5	71.9	74.2	76.4	-63.7	74.5	74.5	69.3	73.3	62.1	62.3	61.9	62.0	-0.10	-0.01	0.00
2006/11/29	02:36:00	77.0	76.4	75.1	72.5	71.8	74.2	76.4	-71.2	74.5	74.5	69.3	73.3	62.1	62.3	61.9	61.9	-0.10	0.00	0.00
2006/11/29	02:37:00	76.9	76.4	74.9	72.4	71.8	74.2	76.4	-73.2	74.5	74.5	69.3	73.3	62.1	62.0	61.9	61.8	-0.10	0.00	0.00
2006/11/29	02:38:00	76.9	76.4	74.8	72.4	71.8	74.1	76.3	-64.5	74.4	74.4	69.3	73.3	62.0	61.9	61.9	61.6	-0.10	0.00	0.00
2006/11/29	02:39:00	76.8	76.2	74.8	72.3	71.8	74.1	76.2	-64.3	74.4	74.3	69.3	73.3	62.0	62.0	61.7	61.7	-0.10	0.00	0.00
2006/11/29	02:40:00	76.8	76.2	74.8	72.3	71.7	74.1	76.2	-63.9	74.4	74.3	69.3	73.3	61.9	62.1	61.6	61.8	0.00	0.00	0.00
2006/11/29	02:41:00	76.8	76.2	74.7	72.3	71.7	74.0	76.2	-61.9	74.4	74.3	69.3	73.3	61.9	62.1	61.6	61.6	0.00	0.00	0.00
2006/11/29	02:42:00	76.9	76.3	74.7	72.4	71.7	74.1	76.3	-64.3	74.4	74.3	69.3	73.3	61.8	62.0	61.7	61.7	0.00	0.00	0.00
2006/11/29	02:43:00	76.8	76.2	74.8	72.4	71.7	74.1	76.2	-56.5	74.4	74.3	69.3	73.3	61.8	62.0	61.6	61.7	0.00	0.00	0.00
2006/11/29	02:44:00	76.8	76.3	74.8	72.4	71.7	74.1	76.2	-61.0	74.4	74.3	69.3	73.3	61.9	62.0	61.7	61.6	0.00	0.00	0.00
2006/11/29	02:45:00	76.8	76.2	74.8	72.4	71.7	74.1	76.2	-63.9	74.4	74.3	69.3	73.3	61.9	62.0	61.6	61.7	0.00	0.00	0.00
2006/11/29	02:46:00	76.8	76.2	74.8	72.4	71.7	74.1	76.2	-63.5	74.3	74.3	69.3	73.3	61.9	61.8	61.6	61.7	0.00	0.00	0.00
2006/11/29	02:47:00	76.8	76.2	74.7	72.4	71.6	74.0	76.2	-63.4	74.3	74.2	69.3	73.1	61.8	61.7	61.7	61.4	0.00	0.00	0.00
2006/11/29	02:48:00	76.8	76.1	74.6	72.2	71.6	73.9	76.1	-63.8	74.2	74.2	69.3	73.1	61.7	61.8	61.5	61.4	0.00	0.00	0.00
2006/11/29	02:49:00	76.8	76.1	74.7	72.3	71.6	74.0	76.1	-63.3	74.2	74.2	69.1	73.1	61.7	61.7	61.4	61.4	0.00	0.00	0.00
2006/11/29	02:50:00	76.8	76.1	74.7	72.3	71.6	74.0	76.1	-63.9	74.3	74.2	69.1	73.1	61.7	61.9	61.5	61.6	-0.10	0.00	0.00
2006/11/29	02:51:00	76.7	76.2	74.7	72.3	71.6	74.0	76.1	-63.5	74.2	74.2	69.1	73.1	61.7	61.7	61.6	61.3	0.00	0.00	0.00
2006/11/29	02:52:00	76.7	76.1	74.7	72.3	71.6	73.9	76.1	-59.6	74.2	74.2	69.3	73.1	61.7	61.9	61.5	61.4	0.00	0.00	0.00
2006/11/29	02:53:00	76.7	76.1	74.7	72.3	71.6	74.0	76.1	-51.3	74.2	74.2	69.1	73.3	61.9	62.1	61.6	61.7	0.00	0.00	0.00
2006/11/29	02:54:00	76.7	76.1	74.7	72.4	71.7	74.0	76.1	-50.3	74.2	74.2	69.1	73.1	61.8	61.9	61.6	61.7	0.00	0.00	0.00
2006/11/29	02:55:00	76.7	76.1	74.7	72.4	71.6	74.1	76.1	-63.7	74.3	74.2	69.1	73.1	61.8	61.7	61.7	61.5	0.00	0.00	0.00
2006/11/29	02:56:00	76.8	76.2	74.8	72.5	71.7	74.1	76.2	-58.8	74.3	74.3	69.3	73.1	61.8	61.7	61.7	61.5	0.00	0.00	0.00
2006/11/29	02:57:00	76.8	76.2	74.8	72.5	71.7	74.0	76.2	-63.3	74.3	74.3	69.3	73.1	61.9	61.7	61.8	61.5	-0.10	0.00	0.00

Test Report TR63001-07N

Appendix C

Page 122 of 128

Heat Decay Run

Date	Time	TC1	TC2	TC3	TC4	TC5	TC6	TC7	TC8	TC9	TC10	TC11	TC12	TC13	TC14	TC15	TC16	VDC	Amps	Watts
2006/11/29	02:58:00	76.8	76.2	74.7	72.4	71.7	74.0	76.1	-49.3	74.3	74.2	69.3	73.3	61.8	62.0	61.8	61.6	-0.10	0.00	0.00
2006/11/29	02:59:00	76.8	76.2	74.8	72.5	71.7	74.0	76.2	-63.8	74.3	74.3	69.3	73.3	61.8	61.9	61.7	61.6	0.00	0.00	0.00
2006/11/29	03:00:00	76.8	76.2	74.8	72.4	71.7	74.1	76.2	-63.2	74.3	74.3	69.3	73.3	61.9	61.9	61.7	61.7	-0.10	0.00	0.00
2006/11/29	03:01:00	76.8	76.2	74.7	72.4	71.7	74.1	76.2	-63.8	74.3	74.3	69.3	73.3	61.8	61.8	61.6	61.6	0.00	0.00	0.00
2006/11/29	03:02:00	76.8	76.2	74.7	72.4	71.7	74.0	76.2	-63.7	74.3	74.3	69.3	73.3	61.8	62.0	61.6	61.6	0.00	0.00	0.00
2006/11/29	03:03:00	76.8	76.2	74.7	72.4	71.7	74.1	76.2	-52.3	74.3	74.3	69.3	73.3	61.8	61.6	61.7	61.5	-0.10	0.00	0.00
2006/11/29	03:04:00	76.8	76.2	74.8	72.5	71.7	74.0	76.2	-64.1	74.3	74.3	69.3	73.1	61.9	61.6	61.7	61.7	0.00	0.00	0.00
2006/11/29	03:05:00	76.8	76.2	74.8	72.5	71.7	74.1	76.2	-62.8	74.4	74.4	69.3	73.1	61.9	61.7	61.8	61.6	0.00	0.00	0.00
2006/11/29	03:06:00	76.9	76.3	74.9	72.6	71.8	74.2	76.3	-56.8	74.4	74.4	69.1	73.1	61.8	61.6	61.8	61.5	-0.10	0.00	0.00
2006/11/29	03:07:00	76.9	76.2	74.8	72.6	71.8	74.2	76.3	-61.0	74.5	74.4	69.1	73.1	61.8	61.8	61.7	61.7	-0.10	0.00	0.00
2006/11/29	03:08:00	76.9	76.3	74.9	72.6	71.9	74.2	76.3	-52.6	74.5	74.4	69.1	73.1	61.9	62.0	61.8	61.7	-0.10	0.00	0.00
2006/11/29	03:09:00	76.9	76.2	74.8	72.6	71.9	74.2	76.3	-54.4	74.5	74.4	69.1	73.1	61.9	61.9	61.8	61.6	-0.10	0.00	0.00
2006/11/29	03:10:00	76.9	76.2	74.8	72.5	71.8	74.1	76.3	-52.6	74.4	74.4	69.1	73.1	61.8	62.0	61.6	61.6	-0.10	-0.01	0.00
2006/11/29	03:11:00	76.8	76.1	74.8	72.5	71.8	74.1	76.2	-64.1	74.4	74.3	69.1	73.1	61.7	61.7	61.6	61.7	-0.10	0.00	0.00
2006/11/29	03:12:00	76.9	76.2	74.8	72.5	71.8	74.1	76.3	-61.1	74.4	74.4	69.1	73.1	61.7	61.8	61.7	61.7	0.00	0.00	0.00
2006/11/29	03:13:00	76.8	76.1	74.7	72.5	71.7	74.1	76.2	-64.3	74.4	74.3	69.1	73.1	61.9	62.1	61.7	61.7	0.00	0.00	0.00
2006/11/29	03:14:00	76.9	76.2	74.8	72.5	71.8	74.2	76.3	-64.3	74.5	74.4	69.1	73.1	61.9	62.1	61.6	61.8	-0.10	-0.01	0.00
2006/11/29	03:15:00	76.8	76.1	74.7	72.5	71.7	74.0	76.2	-63.8	74.3	74.3	69.1	73.1	61.9	62.0	61.6	61.5	-0.10	-0.01	0.00
2006/11/29	03:16:00	76.8	76.1	74.7	72.4	71.8	74.1	76.1	-51.8	74.3	74.3	69.1	73.1	61.8	62.1	61.6	61.6	0.00	0.00	0.00
2006/11/29	03:17:00	76.8	76.1	74.7	72.4	71.7	74.1	76.2	-64.3	74.3	74.3	69.1	73.1	61.8	62.0	61.8	61.6	0.00	0.00	0.00
2006/11/29	03:18:00	76.8	76.1	74.7	72.4	71.8	74.1	76.1	-64.1	74.3	74.3	69.1	73.1	61.9	62.2	61.7	61.8	-0.10	0.00	0.00
2006/11/29	03:19:00	76.7	76.0	74.6	72.4	71.7	74.0	76.1	-65.0	74.2	74.2	69.1	73.1	61.9	61.9	61.7	61.6	-0.10	-0.01	0.00
2006/11/29	03:20:00	76.8	76.2	74.7	72.5	71.7	74.1	76.2	-64.6	74.3	74.3	69.1	73.1	62.0	62.1	61.7	61.7	-0.10	0.00	0.00
2006/11/29	03:21:00	76.8	76.1	74.8	72.5	71.8	74.1	76.2	-64.3	74.3	74.3	69.1	73.1	61.9	62.0	61.7	61.7	-0.10	-0.01	0.00
2006/11/29	03:22:00	76.8	76.2	74.7	72.5	71.7	74.1	76.2	-64.5	74.3	74.3	69.1	73.1	62.0	61.9	61.8	61.8	-0.10	0.00	0.00
2006/11/29	03:23:00	76.8	76.2	74.7	72.5	71.7	74.2	76.2	-54.4	74.4	74.3	69.1	73.1	62.0	61.9	61.8	61.8	0.00	0.00	0.00
2006/11/29	03:24:00	76.8	76.1	74.7	72.5	71.8	74.1	76.2	-58.3	74.4	74.3	69.1	73.1	61.9	61.7	61.8	61.6	-0.10	0.00	0.00
2006/11/29	03:25:00	76.8	76.2	74.8	72.5	71.8	74.1	76.2	-64.5	74.4	74.3	69.1	73.1	61.9	62.2	61.8	61.9	0.00	0.00	0.00
2006/11/29	03:26:00	76.8	76.2	74.8	72.5	71.8	74.2	76.2	-61.5	74.4	74.3	69.1	73.1	61.9	61.9	61.8	61.7	-0.10	0.00	0.00
2006/11/29	03:27:00	76.7	76.1	74.7	72.4	71.8	74.1	76.1	-64.8	74.3	74.3	69.1	73.1	61.9	62.2	61.8	61.9	0.00	-0.01	0.00
2006/11/29	03:28:00	76.7	76.1	74.7	72.4	71.8	74.1	76.1	-63.9	74.3	74.3	69.1	73.1	62.0	62.2	61.9	61.8	-0.10	0.00	0.00
2006/11/29	03:29:00	76.7	76.1	74.7	72.4	71.8	74.1	76.1	-63.8	74.3	74.3	69.3	73.1	62.0	62.1	61.9	61.8	-0.10	0.00	0.00
2006/11/29	03:30:00	76.7	76.1	74.7	72.4	71.7	74.1	76.2	-60.0	74.3	74.3	69.1	73.1	61.9	61.8	61.8	61.5	0.00	-0.01	0.00
2006/11/29	03:31:00	76.7	76.1	74.7	72.4	71.8	74.1	76.2	-64.8	74.4	74.3	69.1	73.1	61.9	61.7	61.8	61.6	-0.10	0.00	0.00
2006/11/29	03:32:00	76.7	76.1	74.7	72.4	71.8	74.1	76.2	-62.6	74.4	74.4	69.1	73.1	61.8	61.7	61.8	61.5	-0.10	0.00	0.00
2006/11/29	03:33:00	76.7	76.1	74.7	72.4	71.7	74.2	76.2	-56.1	74.4	74.3	69.1	73.1	61.8	61.8	61.7	61.6	-0.10	0.00	0.00
2006/11/29	03:34:00	76.7	76.1	74.6	72.4	71.7	74.0	76.1	-59.3	74.3	74.3	69.1	73.1	61.8	61.7	61.6	61.6	-0.10	0.00	0.00
2006/11/29	03:35:00	76.7	76.1	74.7	72.4	71.8	74.1	76.2	-65.0	74.3	74.3	69.1	73.1	61.8	61.7	61.6	61.4	-0.10	0.00	0.00
2006/11/29	03:36:00	76.7	76.1	74.7	72.4	71.8	74.0	76.2	-58.7	74.3	74.3	69.1	73.1	61.8	61.9	61.6	61.5	-0.10	0.00	0.00
2006/11/29	03:37:00	76.7	76.1	74.7	72.4	71.8	74.1	76.2	-65.4	74.4	74.3	69.1	73.1	62.0	61.8	61.9	61.6	-0.10	0.00	0.00
2006/11/29	03:38:00	76.6	76.0	74.7	72.3	71.7	74.0	76.1	-65.0	74.3	74.3	69.1	73.1	61.7	61.7	61.7	61.5	-0.10	0.00	0.00
2006/11/29	03:39:00	76.6	76.0	74.6	72.3	71.7	74.0	76.1	-65.0	74.2	74.2	69.1	73.1	61.7	61.3	61.7	61.4	-0.10	0.00	0.00
2006/11/29	03:40:00	76.6	76.0	74.6	72.3	71.6	74.0	76.1	-65.0	74.2	74.2	69.1	73.1	61.7	61.7	61.8	61.5	-0.10	0.00	0.00
2006/11/29	03:41:00	76.6	76.1	74.7	72.3	71.6	74.1	76.1	-65.4	74.2	74.2	69.1	73.1	61.9	61.7	61.8	61.7	-0.10	0.00	0.00
2006/11/29	03:42:00	76.6	76.1	74.7	72.3	71.6	74.1	76.1	-60.9	74.2	74.2	69.1	73.1	62.0	62.0	61.8	61.8	0.00	0.00	0.00
2006/11/29	03:43:00	76.6	76.1	74.7	72.3	71.7	74.1	76.1	-65.3	74.2	74.2	69.1	73.1	61.9	62.1	61.8	61.9	0.00	0.00	0.00
2006/11/29	03:44:00	76.6	76.0	74.6	72.3	71.7	74.0	76.0	-54.8	74.2	74.2	69.1	73.1	61.9	62.0	61.7	61.6	0.00	0.00	0.00
2006/11/29	03:45:00	76.6	76.0	74.6	72.3	71.7	73.9	76.0	-64.7	74.2	74.2	69.1	73.1	62.0	62.1	61.7	61.6	-0.10	0.00	0.00
2006/11/29	03:46:00	76.6	76.0	74.6	72.3	71.7	74.1	76.0	-53.3	74.2	74.2	69.1	73.1	61.9	61.8	61.7	61.6	-0.10	0.00	0.00
2006/11/29	03:47:00	76.6	76.1	74.7	72.3	71.7	74.0	76.1	-64.8	74.2	74.2	69.1	73.1	61.9	61.8	61.7	61.7	-0.10	0.00	0.00
2006/11/29	03:48:00	76.6	76.0	74.7	72.4	71.7	74.1	76.1	-56.5	74.2	74.2	69.3	73.3	61.9	61.9	61.8	61.6	-0.10	0.00	0.00
2006/11/29	03:49:00	76.6	76.0	74.7	72.4	71.7	74.0	76.1	-65.5	74.2	74.2	69.1	73.1	61.7	61.6	61.7	61.5	-0.10	0.00	0.00
2006/11/29	03:50:00	76.6	76.0	74.6	72.3	71.7	74.0	76.1	-62.3	74.2	74.2	69.1	73.1	61.7	61.9	61.6	61.4	-0.10	0.00	0.00
2006/11/29	03:51:00	76.6	76.1	74.6	72.4	71.7	74.0	76.1	-65.2	74.3	74.2	69.1	73.1	61.8	61.9	61.7	61.6	-0.10	0.00	0.00
2006/11/29	03:52:00	76.6	76.0	74.6	72.4	71.7	74.1	76.1	-61.3	74.2	74.2	69.1	73.1	61.8	61.7	61.8	61.5	-0.10	0.00	0.00
2006/11/29	03:53:00	76.6	76.0	74.6	72.3	71.7	74.0	76.1	-49.7	74.2	74.2	69.1	73.1	61.7	61.8	61.7	61.5	0.00	0.00	0.00
2006/11/29	03:54:00	76.6	76.0	74.7	72.4	71.7	74.0	76.1	-63.9	74.2	74.2	69.1	73.1	61.7	61.7	61.7	61.6	-0.10	0.00	0.00
2006/11/29	03:55:00	76.6	76.0	74.6	72.3	71.7	74.0	76.1	-65.3	74.2	74.2	69.1	73.1	61.7	61.7	61.7	61.4	-0.10	0.00	0.00

Test Report TR63001-07N

Appendix C

Page 123 of 128

Heat Decay Run

3-798

for Model AOS-025, AOS-050, and AOS-100 Transport Packages, Rev. G, July 27, 2012 (Docket No. 71-9316)

Radioactive Material Transport Packaging System Safety Analysis Report

Date	Time	TC1	TC2	TC3	TC4	TC5	TC6	TC7	TC8	TC9	TC10	TC11	TC12	TC13	TC14	TC15	TC16	VDC	Amps	Watts
2006/11/29	03:56:00	76.6	76.0	74.6	72.4	71.7	74.0	76.1	-65.3	74.2	74.2	69.1	73.1	61.7	61.9	61.7	61.6	-0.10	0.00	0.00
2006/11/29	03:57:00	76.5	76.0	74.6	72.3	71.7	74.0	76.0	-65.4	74.2	74.1	69.1	73.1	61.8	61.7	61.8	61.6	-0.10	0.00	0.00
2006/11/29	03:58:00	76.5	76.0	74.6	72.3	71.7	74.0	76.0	-65.9	74.2	74.1	69.1	73.1	61.8	61.8	61.8	61.6	-0.10	-0.01	0.00
2006/11/29	03:59:00	76.5	75.8	74.6	72.3	71.7	73.9	76.0	-66.1	74.2	74.1	69.1	73.1	61.8	62.1	61.7	61.8	-0.10	0.00	0.00
2006/11/29	04:00:00	76.5	76.0	74.6	72.3	71.6	74.0	76.0	-63.3	74.2	74.2	69.1	73.1	62.0	62.2	61.8	62.0	-0.10	0.00	0.00
2006/11/29	04:01:00	76.5	76.0	74.6	72.3	71.6	74.0	76.0	-65.8	74.2	74.2	69.1	73.1	62.0	62.1	61.8	61.9	-0.10	0.00	0.00
2006/11/29	04:02:00	76.5	75.8	74.6	72.3	71.6	74.0	76.0	-65.8	74.1	74.2	69.1	73.1	61.9	61.6	61.8	61.5	0.00	0.00	0.00
2006/11/29	04:03:00	76.5	75.8	74.6	72.3	71.7	74.0	76.0	-59.5	74.2	74.1	69.1	73.1	61.8	61.6	61.7	61.5	-0.10	0.00	0.00
2006/11/29	04:04:00	76.5	75.8	74.6	72.3	71.7	74.0	76.0	-66.0	74.2	74.2	69.1	73.1	61.8	61.8	61.7	61.6	-0.10	0.00	0.00
2006/11/29	04:05:00	76.5	75.8	74.5	72.3	71.7	74.0	76.0	-66.3	74.2	74.1	69.1	73.1	61.9	61.9	61.9	61.6	-0.10	0.00	0.00
2006/11/29	04:06:00	76.5	75.8	74.6	72.3	71.6	74.0	76.0	-66.3	74.2	74.2	69.1	73.1	61.9	62.0	61.8	61.9	-0.10	0.00	0.00
2006/11/29	04:07:00	76.5	76.0	74.6	72.4	71.7	74.1	76.0	-69.2	74.2	74.2	69.1	73.1	61.9	61.9	61.8	61.6	-0.10	0.00	0.00
2006/11/29	04:08:00	76.4	75.8	74.5	72.3	71.7	74.0	75.8	-69.4	74.1	74.1	69.1	73.1	61.9	61.9	61.8	61.7	-0.10	0.00	0.00
2006/11/29	04:09:00	76.4	75.8	74.5	72.2	71.7	73.9	75.8	-67.3	74.1	74.1	69.1	73.1	61.9	61.8	61.7	61.7	-0.10	0.00	0.00
2006/11/29	04:10:00	76.4	75.8	74.5	72.2	71.6	73.9	75.8	-66.7	74.1	74.0	69.1	73.1	61.9	62.0	61.7	61.7	-0.10	0.00	0.00
2006/11/29	04:11:00	76.4	75.8	74.5	72.2	71.6	73.9	75.8	-70.0	74.1	74.0	69.1	73.1	61.9	62.3	61.8	61.8	-0.10	0.00	0.00
2006/11/29	04:12:00	76.4	75.8	74.5	72.2	71.7	74.0	75.8	-69.0	74.2	74.0	69.1	73.1	62.0	62.0	61.9	61.7	-0.10	0.00	0.00
2006/11/29	04:13:00	76.4	75.8	74.5	72.2	71.7	74.0	75.8	-69.0	74.2	74.0	69.0	73.1	61.9	62.2	61.9	61.8	-0.10	0.00	0.00
2006/11/29	04:14:00	76.4	75.8	74.5	72.2	71.5	73.9	75.8	-69.0	74.2	74.0	68.8	72.9	61.5	62.2	61.7	62.1	-0.10	0.00	0.00
2006/11/29	04:15:00	76.5	75.8	74.5	72.3	71.5	73.9	75.8	-69.4	74.1	74.1	69.0	73.1	61.7	62.3	61.7	61.9	-0.10	0.00	0.00
2006/11/29	04:16:00	76.4	75.8	74.5	72.2	71.5	73.9	75.8	-58.2	74.1	74.0	69.0	72.9	61.9	61.9	61.7	61.6	-0.10	0.00	0.00
2006/11/29	04:17:00	76.5	75.8	74.5	72.2	71.6	73.9	75.8	-53.9	74.2	74.0	69.0	72.9	61.9	62.2	61.8	61.8	-0.10	0.00	0.00
2006/11/29	04:18:00	76.5	75.8	74.5	72.3	71.7	73.9	75.8	-68.0	74.1	74.1	69.0	72.9	61.9	62.2	61.9	61.8	-0.10	0.00	0.00
2006/11/29	04:19:00	76.4	75.8	74.5	72.3	71.6	74.0	75.8	-67.6	74.1	74.1	68.8	72.9	62.0	62.1	61.8	61.8	-0.10	0.00	0.00
2006/11/29	04:20:00	76.4	75.8	74.5	72.3	71.5	73.9	75.8	-66.6	74.2	74.1	69.0	72.9	61.9	62.2	61.9	61.9	0.00	0.00	0.00
2006/11/29	04:21:00	76.4	75.8	74.5	72.3	71.5	73.9	75.8	-67.2	74.1	74.0	69.0	72.9	62.0	62.2	61.9	61.8	-0.10	0.00	0.00
2006/11/29	04:22:00	76.4	75.8	74.5	72.3	71.5	73.9	75.8	-59.3	74.1	74.0	69.0	72.9	62.1	62.6	61.9	61.8	0.00	0.00	0.00
2006/11/29	04:23:00	76.4	75.8	74.4	72.3	71.6	73.9	75.8	-66.5	74.1	74.0	68.8	72.9	62.1	62.6	62.0	62.0	-0.10	0.00	0.00
2006/11/29	04:24:00	76.4	75.8	74.4	72.2	71.5	73.9	75.8	-65.4	74.1	74.0	68.8	72.9	62.1	62.1	61.9	61.9	-0.10	0.00	0.00
2006/11/29	04:25:00	76.3	75.6	74.4	72.2	71.3	73.8	75.6	-66.7	74.0	73.9	68.8	72.9	61.5	62.3	61.4	61.9	0.00	0.00	0.00
2006/11/29	04:26:00	76.3	75.6	74.4	72.2	71.3	73.8	75.6	-66.8	74.0	73.9	68.8	72.9	61.5	62.6	61.6	61.9	0.00	0.00	0.00
2006/11/29	04:27:00	76.3	75.6	74.4	72.2	71.3	73.9	75.6	-66.6	74.0	73.9	68.8	72.9	62.1	62.6	61.8	61.9	-0.10	0.00	0.00
2006/11/29	04:28:00	76.3	75.6	74.3	72.2	71.5	73.8	75.6	-67.0	74.0	73.9	68.8	72.9	61.9	62.4	61.7	62.0	0.00	0.00	0.00
2006/11/29	04:29:00	76.3	75.6	74.4	72.2	71.3	73.8	75.6	-67.3	74.1	73.9	68.8	72.9	61.5	62.2	61.4	61.8	-0.10	0.00	0.00
2006/11/29	04:30:00	76.3	75.6	74.4	72.2	71.3	73.8	75.6	-63.2	74.0	73.9	68.8	72.8	61.3	62.2	61.4	61.7	-0.10	0.00	0.00
2006/11/29	04:31:00	76.4	75.6	74.4	72.2	71.3	73.8	75.8	-60.6	74.1	74.0	68.8	72.8	61.4	62.3	61.4	61.7	-0.10	0.00	0.00
2006/11/29	04:32:00	76.3	75.6	74.4	72.2	71.3	73.9	75.6	-66.8	74.0	74.0	69.0	72.9	61.6	62.2	61.5	61.7	-0.10	0.00	0.00
2006/11/29	04:33:00	76.3	75.6	74.4	72.2	71.3	73.8	75.6	-66.8	74.0	74.0	68.8	72.9	61.5	62.3	61.5	61.6	-0.10	0.00	0.00
2006/11/29	04:34:00	76.3	75.6	74.4	72.2	71.3	73.9	75.6	-66.3	74.0	74.0	69.0	72.9	61.9	62.2	61.6	61.5	-0.10	0.00	0.00
2006/11/29	04:35:00	76.3	75.6	74.3	72.2	71.3	73.8	75.6	-62.8	74.0	74.0	69.0	72.9	61.8	62.2	61.6	61.6	-0.10	0.00	0.00
2006/11/29	04:36:00	76.3	75.6	74.3	72.2	71.3	73.8	75.6	-66.1	74.0	74.0	68.8	72.9	61.7	62.2	61.5	61.6	-0.10	0.00	0.00
2006/11/29	04:37:00	76.4	75.6	74.4	72.2	71.5	73.9	75.6	-63.3	74.1	74.1	68.8	72.9	61.9	62.2	61.6	61.8	-0.10	0.00	0.00
2006/11/29	04:38:00	76.4	75.6	74.4	72.3	71.5	73.9	75.8	-55.9	74.1	74.1	68.8	72.9	62.0	62.6	61.8	62.0	-0.10	0.00	0.00
2006/11/29	04:39:00	76.4	75.6	74.4	72.3	71.5	73.9	75.6	-65.9	74.1	74.1	68.8	72.9	62.0	62.3	61.9	62.0	-0.10	0.00	0.00
2006/11/29	04:40:00	76.4	75.6	74.4	72.3	71.6	73.9	75.8	-65.9	74.1	74.1	69.0	73.1	62.1	62.6	62.0	62.0	0.00	0.00	0.00
2006/11/29	04:41:00	76.4	75.8	74.4	72.2	71.6	74.0	75.6	-65.0	74.1	74.1	69.0	73.1	62.2	62.6	62.1	62.1	-0.10	0.00	0.00
2006/11/29	04:42:00	76.3	75.6	74.4	72.2	71.5	73.9	75.6	-65.6	74.1	74.1	69.0	73.1	62.2	62.2	62.1	61.9	-0.10	0.00	0.00
2006/11/29	04:43:00	76.3	75.6	74.3	72.2	71.5	73.9	75.6	-65.9	74.1	74.1	69.0	73.1	62.2	62.3	62.0	62.0	0.00	0.00	0.00
2006/11/29	04:44:00	76.3	75.6	74.4	72.2	71.5	73.9	75.6	-66.1	74.1	74.1	69.0	73.1	62.2	62.2	62.0	62.1	0.00	0.00	0.00
2006/11/29	04:45:00	76.3	75.6	74.4	72.2	71.5	74.0	75.6	-65.6	74.1	74.1	69.								

Test Report TR63001-07N

Heat Decay Run

Radioactive Material Transport Packaging System Safety Analysis Report
for Model AOS-025, AOS-050, and AOS-100 Transport Packages, Rev. G, July 27, 2012 (Docket No. 71-9316)

3-799

Date	Time	TC1	TC2	TC3	TC4	TC5	TC6	TC7	TC8	TC9	TC10	TC11	TC12	TC13	TC14	TC15	TC16	VDC	Amps	Watts
2006/11/29	04:54:00	76.2	75.6	74.3	72.1	71.5	73.9	75.6	-65.5	74.0	74.0	69.0	73.1	62.2	62.1	62.0	61.8	-0.10	0.00	0.00
2006/11/29	04:55:00	76.3	75.6	74.3	72.2	71.5	73.9	75.6	-68.3	74.0	74.0	68.8	72.8	62.1	62.3	61.9	61.8	-0.10	0.00	0.00
2006/11/29	04:56:00	76.2	75.6	74.3	72.2	71.5	73.9	75.6	-66.3	74.0	74.0	68.8	72.8	61.9	62.1	61.9	61.8	-0.10	0.00	0.00
2006/11/29	04:57:00	76.3	75.6	74.3	72.2	71.3	73.9	75.6	-68.5	74.0	74.0	68.8	72.9	62.0	61.9	61.9	61.8	-0.10	0.00	0.00
2006/11/29	04:58:00	76.3	75.6	74.3	72.2	71.5	73.8	75.6	-67.4	74.0	74.0	68.8	72.9	62.0	62.1	61.9	61.8	-0.10	0.00	0.00
2006/11/29	04:59:00	76.3	75.6	74.3	72.2	71.5	73.9	75.6	-67.9	74.1	74.0	68.8	72.9	62.1	62.3	61.8	62.0	-0.10	0.00	0.00
2006/11/29	05:00:00	76.3	75.6	74.3	72.2	71.5	73.8	75.6	-67.8	74.0	74.0	68.8	72.9	62.1	62.3	61.9	61.9	-0.10	0.00	0.00
2006/11/29	05:01:00	76.2	75.6	74.3	72.1	71.3	73.8	75.6	-67.9	74.0	74.0	68.8	72.8	62.0	62.2	61.8	61.9	-0.10	0.00	0.00
2006/11/29	05:02:00	76.2	75.6	74.3	72.1	71.3	73.8	75.6	-68.2	74.0	74.0	68.8	72.8	62.0	62.0	61.8	61.8	0.00	0.00	0.00
2006/11/29	05:03:00	76.2	75.6	74.2	72.1	71.3	73.7	75.6	-68.3	73.9	73.9	68.8	72.8	62.0	62.0	61.8	61.8	-0.10	0.00	0.00
2006/11/29	05:04:00	76.2	75.6	74.3	72.1	71.3	73.8	75.6	-60.5	74.0	73.9	68.8	72.8	62.1	62.2	61.9	61.9	-0.10	0.00	0.00
2006/11/29	05:05:00	76.2	75.4	74.2	72.1	71.3	73.8	75.6	-68.5	74.0	73.9	68.8	72.8	62.0	62.2	61.8	61.9	-0.10	0.00	0.00
2006/11/29	05:06:00	76.3	75.6	74.3	72.2	71.5	73.8	75.6	-66.7	74.0	74.0	68.8	72.8	62.0	62.0	61.9	61.8	-0.10	-0.01	0.00
2006/11/29	05:07:00	76.3	75.6	74.3	72.2	71.5	73.9	75.6	-68.3	74.0	74.0	68.8	72.8	62.0	61.8	61.9	61.8	0.00	0.00	0.00
2006/11/29	05:08:00	76.2	75.6	74.2	72.1	71.5	73.8	75.6	-68.2	73.9	73.9	68.8	72.8	62.0	61.9	61.9	61.8	-0.10	0.00	0.00
2006/11/29	05:09:00	76.2	75.4	74.2	72.1	71.3	73.8	75.4	-67.3	74.0	73.9	68.8	72.8	62.0	62.0	61.9	61.9	0.00	0.00	0.00
2006/11/29	05:10:00	76.2	75.4	74.2	72.1	71.3	73.8	75.4	-68.0	73.9	73.9	68.8	72.8	62.0	61.9	61.9	61.8	-0.10	0.00	0.00
2006/11/29	05:11:00	76.2	75.4	74.2	72.1	71.3	73.8	75.4	-68.1	73.9	73.9	68.8	72.8	62.0	62.0	61.9	61.8	-0.10	0.00	0.00
2006/11/29	05:12:00	76.2	75.6	74.2	72.1	71.5	73.8	75.6	-67.6	74.0	73.9	68.8	72.8	62.0	62.1	61.9	61.8	-0.10	0.00	0.00
2006/11/29	05:13:00	76.2	75.6	74.2	72.1	71.5	73.8	75.6	-61.5	74.0	73.9	68.8	72.8	62.0	62.0	62.0	61.7	-0.10	0.00	0.00
2006/11/29	05:14:00	76.2	75.6	74.3	72.1	71.5	73.8	75.6	-68.0	74.0	73.9	68.8	72.8	62.0	62.0	61.9	61.9	0.00	-0.01	0.00
2006/11/29	05:15:00	76.2	75.6	74.3	72.2	71.5	73.8	75.6	-59.3	73.9	74.0	68.8	72.8	62.0	61.7	61.8	61.9	-0.10	0.00	0.00
2006/11/29	05:16:00	76.2	75.6	74.3	72.2	71.3	73.8	75.6	-58.9	73.9	74.0	68.8	72.8	62.0	61.8	61.9	61.9	-0.10	0.00	0.00
2006/11/29	05:17:00	76.2	75.6	74.3	72.2	71.5	73.8	75.6	-68.2	74.0	74.0	68.8	72.9	62.1	62.1	61.9	61.9	-0.10	-0.01	0.00
2006/11/29	05:18:00	76.2	75.6	74.3	72.2	71.5	73.8	75.6	-67.8	74.0	74.0	68.8	72.9	62.1	62.1	62.0	62.0	-0.10	0.00	0.00
2006/11/29	05:19:00	76.2	75.6	74.3	72.2	71.5	73.8	75.6	-66.9	74.0	74.0	68.8	72.9	62.0	62.2	62.0	61.9	-0.10	0.00	0.00
2006/11/29	05:20:00	76.2	75.6	74.3	72.2	71.5	73.8	75.6	-67.0	74.0	74.0	68.8	72.9	62.1	62.1	62.0	61.9	-0.10	0.00	0.00
2006/11/29	05:21:00	76.1	75.4	74.3	72.1	71.3	73.8	75.6	-56.5	73.9	73.9	68.8	72.9	62.1	62.1	61.9	61.8	-0.10	0.00	0.00
2006/11/29	05:22:00	76.1	75.4	74.2	72.1	71.5	73.8	75.6	-57.8	73.9	73.9	68.8	72.9	62.0	62.2	62.0	61.9	-0.10	0.00	0.00
2006/11/29	05:23:00	76.1	75.4	74.3	72.1	71.5	73.8	75.6	-65.0	73.9	73.9	68.8	72.9	62.1	62.2	62.0	62.1	-0.10	0.00	0.00
2006/11/29	05:24:00	76.1	75.4	74.2	72.2	71.3	73.8	75.6	-67.4	73.9	73.9	68.8	72.9	62.2	62.2	62.1	62.0	-0.10	0.00	0.00
2006/11/29	05:25:00	76.2	75.6	74.3	72.2	71.5	73.8	75.6	-67.5	73.9	73.9	68.8	72.8	62.1	62.1	62.0	61.9	-0.10	0.00	0.00
2006/11/29	05:26:00	76.2	75.6	74.3	72.2	71.5	73.9	75.6	-67.6	73.9	73.9	68.8	72.8	62.1	62.3	62.0	62.0	-0.10	0.00	0.00
2006/11/29	05:27:00	76.2	75.6	74.3	72.2	71.5	73.9	75.6	-60.6	73.9	73.9	68.8	72.8	62.1	62.2	61.9	62.0	-0.10	0.00	0.00
2006/11/29	05:28:00	76.1	75.4	74.3	72.2	71.3	73.8	75.6	-67.3	73.9	73.8	68.8	72.8	62.1	62.0	62.0	61.9	-0.10	0.00	0.00
2006/11/29	05:29:00	76.1	75.4	74.2	72.1	71.5	73.8	75.6	-67.2	73.9	73.8	68.8	72.8	62.1	61.9	61.9	61.8	-0.10	0.00	0.00
2006/11/29	05:30:00	76.1	75.4	74.2	72.1	71.3	73.8	75.4	-67.6	73.9	73.8	68.8	72.8	62.1	62.0	61.9	61.9	-0.10	-0.01	0.00
2006/11/29	05:31:00	76.1	75.6	74.3	72.2	71.5	73.8	75.6	-62.8	73.8	73.8	68.8	72.7	61.9	62.2	61.9	61.9	-0.10	0.00	0.00
2006/11/29	05:32:00	76.2	75.6	74.3	72.2	71.3	73.8	75.6	-67.5	73.9	73.8	68.8	72.7	61.9	62.3	61.9	61.9	-0.10	0.00	0.00
2006/11/29	05:33:00	76.2	75.6	74.3	72.2	71.5	73.8	75.6	-67.3	73.8	73.9	68.8	72.7	62.0	62.3	61.9	62.0	-0.10	0.00	0.00
2006/11/29	05:34:00	76.1	75.4	74.2	72.2	71.5	73.8	75.6	-67.3	73.9	73.9	68.8	72.7	62.1	62.3	62.0	62.1	-0.10	0.00	0.00
2006/11/29	05:35:00	76.1	75.4	74.2	72.1	71.3	73.7	75.6	-67.0	73.9	73.8	68.8	72.7	62.1	62.1	62.0	61.9	-0.10	0.00	0.00
2006/11/29	05:36:00	76.1	75.4	74.2	72.1	71.5	73.7	75.6	-67.4	73.8	73.8	68.8	72.7	62.1	62.1	61.9	61.9	-0.10	0.00	0.00
2006/11/29	05:37:00	76.0	75.4	74.2	72.1	71.3	73.7	75.4	-67.3	73.8	73.7	68.8	72.7	62.1	61.8	61.9	61.7	-0.10	0.00	0.00
2006/11/29	05:38:00	76.1	75.4	74.2	72.1	71.3	73.7	75.4	-67.3	73.7	73.7	68.8	72.7	62.0	62.0	61.9	61.7	-0.10	0.00	0.00
2006/11/29	05:39:00	76.1	75.4	74.2	72.1	71.3	73.7	75.4	-67.2	73.7	73.7	68.8	72.6	62.1	61.8	61.9	61.8	-0.10	0.00	0.00
2006/11/29	05:40:00	76.1	75.4	74.2	72.1	71.3	73.7	75.4	-67.4	73.8	73.7	68.8	72.6	62.0	61.9	61.9	61.9	-0.10	0.00	0.00
2006/11/29	05:41:00	76.1	75.4	74.2	72.1	71.3	73.7	75.4	-52.8	73.8	73.8	68.8	72.7	62.1	61.9	61.9	61.9	-0.10	0.00	0.00
2006/11/29	05:42:00	76.1	75.4	74.2	72.1	71.3	73.7	75.4	-68.1	73.8	73.8	68.8	72.7	62.2	62.3	62.1	62.1	-0.10	0.00	0.00
2006/11/29	05:43:00	76.1	75.4	74.2	72.1	71.3	73.7	75.4	-66.6	73.8	73.8	68.8	72.7	62.1	62.4	62.1	62.1	-0.10	-0.01	0.00
2006/11/29	05:44:00	76.0	75.4	74.2	72.0	71.3	73.7	75.4	-67.9	73.8	73.7	68.8	72.7	62.3	62.6	62.1	62.0	-0.10	0.00	0.00
2006/11/29	05:45:00	76.1	75.4	74.2	72.0	71.3	73.7	75.4	-66.1	73.9	73.8	68.8	72.7	62.2	62.6	62.1	62.2	0.00	0.00	0.00
2006/11/29	05:46:00	76.1	75.4	74.2	72.0	71.3	73.7	75.4	-67.6	73.8	73.8	68.8	72.7	62.2	62.6	62.1	62.2	-0.10	0.00	0.00
2006/11/29	05:47:00	76.1	75.4	74.2	72.0	71.3	73.7	75.4	-67.5	73.8	73.8	68.8	72.7	62.2	62.3	62.0	62.1	-0.10	0.00	0.00
2006/11/29	05:48:00	76.1	75.4	74.2	72.0	71.5	73.7	75.4	-54.2	73.8	73.8	68.8	72.7	62.3	62.3	62.0	62.0	-0.10	0.00	0.00
2006/11/29	05:49:00	76.0	75.3	74.2	72.0	71.3	73.7	75.4	-67.4	73.8	73.7	68.8	72.7	62.3	62.2	62.1	62.1	-0.10	0.00	0.00
2006/11/29	05:50:00	76.0	75.4	74.2	72.0	71.3	73.7	75.4	-67.3	73.8	73.8	68.6	72.7	62.1	62.4	62.0	62.2	-0.10	0.00	0.00
2006/11/29	05:51:00	76.0	75.4	74.2	72.0	71.3	73.6	75.4	-68.2	73.9	73.8	68.6	72.7	62.2	62.6	62.1	62.2	-0.10	0.00	0.00

Test Report TR63001-07N

Appendix C

Page 125 of 128

Heat Decay Run

3-800
for Model AOS-025, AOS-050, and AOS-100 Transport Packages, Rev. G, July 27, 2012 (Docket No. 71-9316)

Date	Time	TC1	TC2	TC3	TC4	TC5	TC6	TC7	TC8	TC9	TC10	TC11	TC12	TC13	TC14	TC15	TC16	VDC	Amps	Watts
2006/11/29	05:52:00	76.0	75.4	74.2	72.0	71.3	73.7	75.4	-67.6	73.8	73.8	68.6	72.7	62.1	62.6	62.1	62.0	-0.10	0.00	0.00
2006/11/29	05:53:00	76.0	75.4	74.2	72.0	71.3	73.7	75.4	-67.8	73.8	73.7	68.8	72.7	62.1	62.3	62.1	62.0	-0.10	0.00	0.00
2006/11/29	05:54:00	76.0	75.4	74.2	72.0	71.3	73.7	75.4	-67.5	73.8	73.7	68.6	72.7	62.1	62.3	62.0	62.0	-0.10	0.00	0.00
2006/11/29	05:55:00	76.0	75.4	74.2	72.0	71.3	73.7	75.4	-67.9	73.8	73.7	68.8	72.7	62.1	62.4	62.0	62.0	-0.10	0.00	0.00
2006/11/29	05:56:00	76.0	75.3	74.1	72.0	71.3	73.6	75.3	-68.1	73.8	73.7	68.8	72.7	62.2	62.6	62.0	62.0	-0.10	0.00	0.00
2006/11/29	05:57:00	76.0	75.3	74.2	72.0	71.3	73.6	75.3	-68.0	73.8	73.7	68.8	72.7	62.1	62.6	62.0	62.1	-0.10	0.00	0.00
2006/11/29	05:58:00	75.8	75.3	74.1	71.9	71.3	73.6	75.3	-53.6	73.8	73.7	68.8	72.7	62.1	62.4	61.9	62.1	-0.10	0.00	0.00
2006/11/29	05:59:00	76.0	75.3	74.2	72.0	71.3	73.7	75.4	-65.9	73.8	73.8	68.6	72.7	62.2	62.3	62.0	62.2	-0.10	0.00	0.00
2006/11/29	06:00:00	76.0	75.3	74.2	72.0	71.3	73.7	75.4	-68.5	73.9	73.8	68.6	72.7	62.1	62.6	62.1	62.2	-0.10	0.00	0.00
2006/11/29	06:01:00	76.0	75.3	74.2	72.0	71.3	73.6	75.4	-69.2	73.9	73.8	68.6	72.6	62.3	62.6	62.0	62.2	-0.10	0.00	0.00
2006/11/29	06:02:00	75.8	75.3	74.1	71.9	71.3	73.6	75.3	-57.6	73.8	73.7	68.8	72.6	62.2	62.6	62.0	61.9	-0.10	0.00	0.00
2006/11/29	06:03:00	75.8	75.3	74.1	71.9	71.3	73.6	75.3	-64.5	73.7	73.7	68.6	72.6	62.2	62.6	62.1	62.1	-0.10	0.00	0.00
2006/11/29	06:04:00	75.8	75.3	74.1	72.0	71.3	73.6	75.3	-68.7	73.7	73.7	68.6	72.6	62.2	62.3	62.1	62.1	0.00	0.00	0.00
2006/11/29	06:05:00	75.8	75.3	74.1	72.0	71.3	73.5	75.3	-68.3	73.7	73.6	68.6	72.6	62.2	62.6	62.0	62.1	-0.10	0.00	0.00
2006/11/29	06:06:00	75.8	75.1	74.0	71.9	71.3	73.5	75.3	-58.4	73.6	73.5	68.6	72.5	62.2	62.3	62.0	62.1	-0.10	0.00	0.00
2006/11/29	06:07:00	75.8	75.1	74.0	71.9	71.1	73.5	75.1	-67.5	73.6	73.5	68.6	72.5	62.3	62.4	62.0	62.0	-0.10	0.00	0.00
2006/11/29	06:08:00	75.8	75.1	73.9	71.9	71.3	73.6	75.1	-68.7	73.6	73.6	68.6	72.6	62.1	62.6	62.0	62.0	0.00	0.00	0.00
2006/11/29	06:09:00	75.8	75.3	74.0	72.0	71.1	73.7	75.3	-68.2	73.7	73.6	68.6	72.6	62.1	62.0	61.9	61.9	0.00	0.00	0.00
2006/11/29	06:10:00	75.8	75.3	74.0	71.9	71.3	73.6	75.3	-68.3	73.7	73.6	68.6	72.6	62.2	62.1	62.0	61.9	-0.10	0.00	0.00
2006/11/29	06:11:00	75.8	75.3	74.0	72.0	71.3	73.6	75.3	-68.5	73.7	73.6	68.6	72.6	62.2	62.3	62.0	61.9	-0.10	0.00	0.00
2006/11/29	06:12:00	75.8	75.1	74.0	71.9	71.3	73.6	75.1	-68.3	73.7	73.6	68.6	72.6	62.2	62.4	62.0	61.9	-0.10	0.00	0.00
2006/11/29	06:13:00	75.8	75.1	74.0	71.9	71.3	73.6	75.1	-68.3	73.7	73.6	68.6	72.6	62.2	62.6	62.1	62.1	-0.10	0.00	0.00
2006/11/29	06:14:00	75.8	75.3	74.0	71.9	71.1	73.6	75.3	-68.1	73.7	73.6	68.6	72.6	62.3	62.8	62.1	62.1	-0.10	0.00	0.00
2006/11/29	06:15:00	75.6	75.3	73.9	71.9	71.1	73.6	75.3	-67.4	73.7	73.6	68.6	72.6	62.3	62.8	62.1	62.1	-0.10	0.00	0.00
2006/11/29	06:16:00	75.6	75.3	73.9	71.9	71.3	73.6	75.3	-66.3	73.7	73.6	68.6	72.6	62.4	63.0	62.1	62.3	-0.10	0.00	0.00
2006/11/29	06:17:00	75.6	75.3	74.0	71.9	71.1	73.5	75.3	-67.5	73.7	73.6	68.6	72.5	62.3	63.1	62.1	62.2	-0.10	0.00	0.00
2006/11/29	06:18:00	75.8	75.3	74.0	72.0	71.3	73.6	75.3	-66.9	73.7	73.6	68.6	72.5	62.3	62.8	62.1	62.0	-0.10	0.00	0.00
2006/11/29	06:19:00	75.8	75.3	74.0	71.9	71.3	73.6	75.3	-66.8	73.7	73.6	68.6	72.5	62.3	62.8	62.1	62.2	0.00	0.00	0.00
2006/11/29	06:20:00	75.8	75.3	74.1	72.0	71.3	73.6	75.3	-58.1	73.8	73.6	68.6	72.6	62.3	62.8	62.1	62.2	0.00	0.00	0.00
2006/11/29	06:21:00	75.6	75.3	74.0	71.9	71.3	73.6	75.3	-67.0	73.7	73.6	68.6	72.6	62.4	62.8	62.3	62.3	0.00	0.00	0.00
2006/11/29	06:22:00	75.6	75.3	74.0	71.9	71.3	73.6	75.3	-66.7	73.7	73.6	68.6	72.5	62.4	62.8	62.1	62.1	0.00	0.00	0.00
2006/11/29	06:23:00	75.6	75.3	74.0	71.9	71.3	73.5	75.3	-66.7	73.7	73.6	68.6	72.6	62.4	63.2	62.3	62.4	0.00	0.00	0.00
2006/11/29	06:24:00	75.6	75.1	74.0	71.9	71.1	73.5	75.1	-60.0	73.6	73.5	68.6	72.5	62.6	63.1	62.3	62.3	0.00	0.00	0.00
2006/11/29	06:25:00	75.6	75.3	74.0	71.9	71.3	73.5	75.3	-58.2	73.7	73.6	68.6	72.5	62.4	63.1	62.3	62.6	0.00	0.00	0.00
2006/11/29	06:26:00	75.8	75.1	74.0	71.9	71.3	73.5	75.1	-65.4	73.7	73.6	68.6	72.6	62.6	63.2	62.3	62.4	-0.10	-0.01	0.00
2006/11/29	06:27:00	75.8	75.1	74.0	71.9	71.1	73.5	75.1	-65.6	73.7	73.6	68.6	72.6	62.6	62.8	62.3	62.4	-0.10	0.00	0.00
2006/11/29	06:28:00	75.8	75.3	74.1	71.9	71.3	73.6	75.3	-65.5	73.8	73.6	68.4	72.4	62.4	62.8	62.3	62.4	-0.10	-0.01	0.00
2006/11/29	06:29:00	75.8	75.3	74.0	71.9	71.3	73.5	75.1	-51.1	73.6	73.6	68.6	72.5	62.6	62.6	62.3	62.2	0.00	-0.01	0.00
2006/11/29	06:30:00	75.8	75.1	74.0	71.8	71.3	73.5	75.1	-64.8	73.6	73.5	68.6	72.5	62.6	62.6	62.2	62.3	-0.10	-0.01	0.00
2006/11/29	06:31:00	75.8	75.1	74.0	71.8	71.3	73.5	75.1	-52.1	73.6	73.5	68.6	72.4	62.3	62.6	62.2	62.2	-0.10	-0.01	0.00
2006/11/29	06:32:00	75.8	75.3	74.0	71.9	71.3	73.5	75.1	-50.6	73.7	73.6	68.4	72.5	62.4	62.6	62.1	62.2	-0.10	-0.01	0.00
2006/11/29	06:33:00	75.8	75.1	74.0	71.8	71.3	73.5	75.1	-50.6	73.6	73.6	68.4	72.4	62.4	62.6	62.1	62.1	0.00	-0.01	0.00
2006/11/29	06:34:00	75.8	75.1	73.9	71.8	71.1	73.5	75.1	-65.2	73.6	73.5	68.4	72.4	62.4	62.4	62.1	62.1	0.00	-0.01	0.00
2006/11/29	06:35:00	75.6	74.9	73.8	71.8	71.1	73.3	75.1	-65.0	73.6	73.5	68.3	72.4	62.3	62.6	62.1	62.2	0.00	-0.01	0.00
2006/11/29	06:36:00	75.6	75.1	73.9	71.8	71.1	73.5	75.1	-64.7	73.6	73.5	68.6	72.4	62.4	62.8	62.2	62.3	-0.10	-0.01	0.00
2006/11/29	06:37:00	75.6	75.1	73.9	71.9	71.3	73.5	75.1	-57.8	73.6	73.5	68.4	72.4	62.3	62.6	62.2	62.3	-0.10	-0.01	0.00
2006/11/29	06:38:00	75.6	75.1	73.9	71.9	71.3	73.5	75.1	-63.9	73.6	73.5	68.4	72.4	62.4	62.6	62.2	62.3	-0.10	0.00	0.00
2006/11/29	06:39:00	75.6	75.1	73.9	71.9	71.3	73.5	75.1	-63.5	73.7	73.6	68.4	72.4	62.4	62.6	62.2	62.3	0.00	0.00	0.00
2006/11/29	06:40:00	75.6	75.1	73.9	71.9	71.3	73.5	75.1	-63.4	73.6	73.5	68.4	72.4	62.6	62.6	62.2	62.3	0.00	-0.01	0.00
2006/11/29	06:41:00	75.6	75.1	73.8	71.9	71.3	73.5	75.1	-56.0	73.6	73.5	68.4	72.4	62.4	62.6	62.2	62.3	0.00	-0.01	0.00
2006/11/29	06:42:00	75.6	75.1	73.9	71.9	71.3	73.5	75.1	-63.8	73.6	73.5	68.6	72.4	62.4	62.6	62.2	62.4	-0.10	0.00	0.00
2006/11/29	06:43:00	75.6	75.1	73.9	71.9	71.3	73.5	75.1	-63.9	73.6	73.6	68.4	72.4	62.4	62.4	62.2	62.3	0.00	-0.01	0.00
2006/11/29	06:44:00	75.8	75.1	74.0	72.0	71.3	73.5	75.1	-63.9	73.6	73.6	68.6	72.5	62.4	62.2	62.3	62.2	-0.10	-0.01	0.00
2006/11/29	06:45:00	75.8	75.1	73.9	72.0	71.3	73.5	75.1	-64.1	73.6	73.6	68.6	72.5	62.6	62.8	62.3	62.6	-0.10	-0.01	0.00
2006/11/29	06:46:00	75.6	75.1	73.9	71.9	71.3	73.5	75.1	-48.0	73.6	73.5	68.6	72.5	62.6	62.8	62.4	62.6	-0.10	0.00	0.00
2006/11/29	06:47:00	75.6	75.1	73.9	71.9	71.3	73.5	75.1	-49.1	73.6	73.5	68.6	72.6	62.6	62.8	62.4	62.6	0.00	0.00	0.00
2006/11/29	06:48:00	75.6	75.1	73.9	71.9	71.1	73.5	75.1	-51.6	73.6	73.5	68.6	72.5	62.6	63.0	62.3	62.6	0.00	0.00	0.00
2006/11/29	06:49:00	75.6	74.9	73.8	71.8	71.1	73.3	74.9	-63.5	73.6	73.5	68.4	72.5	62.6	63.0	62.3	62.6	0.00	0.00	0.00

Test Report TR63001-07N

Appendix C

Page 126 of 128

Heat Decay Run

Radioactive Material Transport Packaging System Safety Analysis Report
for Model AOS-025, AOS-050, and AOS-100 Transport Packages, Rev. G, July 27, 2012 (Docket No. 71-9316) 3-801

Date	Time	TC1	TC2	TC3	TC4	TC5	TC6	TC7	TC8	TC9	TC10	TC11	TC12	TC13	TC14	TC15	TC16	VDC	Amps	Watts
2006/11/29	06:50:00	75.6	74.9	73.8	71.9	71.1	73.3	75.1	-63.0	73.5	73.5	68.4	72.5	62.8	63.0	62.4	62.8	0.00	0.00	0.00
2006/11/29	06:51:00	75.6	74.9	73.8	71.8	71.1	73.3	74.9	-62.8	73.5	73.3	68.6	72.5	62.8	62.8	62.4	62.6	0.00	0.00	0.00
2006/11/29	06:52:00	75.6	74.9	73.7	71.7	70.9	73.3	74.9	-62.8	73.3	73.3	68.4	72.4	62.8	63.1	62.4	62.6	0.00	0.00	0.00
2006/11/29	06:53:00	75.6	74.9	73.7	71.7	71.1	73.3	74.8	-62.5	73.3	73.3	68.4	72.4	62.6	63.0	62.4	62.8	0.00	-0.01	0.00
2006/11/29	06:54:00	75.6	74.9	73.7	71.8	70.9	73.3	74.9	-62.6	73.3	73.3	68.4	72.4	62.8	63.0	62.6	62.8	-0.10	0.00	0.00
2006/11/29	06:55:00	75.6	74.9	73.8	71.8	71.1	73.3	74.9	-62.8	73.5	73.3	68.6	72.4	62.8	63.0	62.4	62.6	-0.10	0.00	0.00
2006/11/29	06:56:00	75.6	74.9	73.8	71.8	71.1	73.3	74.9	-62.5	73.5	73.3	68.4	72.4	62.8	62.6	62.4	62.6	0.00	0.00	0.00
2006/11/29	06:57:00	75.6	74.9	73.8	71.7	71.1	73.3	74.9	-61.1	73.3	73.3	68.6	72.4	62.6	62.6	62.3	62.4	0.00	0.00	0.00
2006/11/29	06:58:00	75.6	74.9	73.7	71.7	71.1	73.3	74.9	-63.5	73.3	73.3	68.6	72.4	62.6	62.8	62.3	62.4	0.00	0.00	0.00
2006/11/29	06:59:00	75.4	74.8	73.6	71.6	70.9	73.1	74.7	-55.0	73.3	73.1	68.3	72.3	62.6	63.0	62.2	62.6	0.00	0.00	0.00
2006/11/29	07:00:00	75.6	74.8	73.7	71.6	70.8	73.1	74.7	-63.4	73.3	73.1	68.3	72.3	62.6	63.0	62.3	62.6	-0.10	0.00	0.00
2006/11/29	07:01:00	75.6	74.8	73.7	71.6	70.8	73.1	74.8	-63.0	73.3	73.3	68.3	72.3	62.6	62.8	62.3	62.4	0.00	0.00	0.00
2006/11/29	07:02:00	75.6	74.9	73.7	71.6	70.9	73.1	74.8	-63.0	73.3	73.3	68.6	72.4	62.6	62.6	62.3	62.6	0.00	0.00	0.00
2006/11/29	07:03:00	75.4	74.8	73.7	71.6	70.9	73.1	74.7	-63.3	73.3	73.1	68.3	72.3	62.6	62.8	62.3	62.6	0.00	0.00	0.00
2006/11/29	07:04:00	75.4	74.8	73.6	71.6	70.8	73.1	74.7	-63.0	73.3	73.1	68.3	72.3	62.6	63.0	62.3	62.6	0.00	0.00	0.00
2006/11/29	07:05:00	75.6	74.9	73.7	71.6	71.1	73.3	74.8	-63.3	73.3	73.3	68.3	72.3	62.8	63.1	62.4	62.6	0.00	0.00	0.00
2006/11/29	07:06:00	75.4	74.8	73.7	71.6	70.9	73.1	74.7	-63.4	73.3	73.3	68.3	72.3	62.8	63.1	62.6	62.6	0.00	0.00	0.00
2006/11/29	07:07:00	75.4	74.8	73.7	71.6	70.9	73.1	74.7	-62.8	73.3	73.1	68.4	72.3	62.8	62.4	62.4	62.4	0.00	0.00	0.00
2006/11/29	07:08:00	75.6	74.9	73.8	71.7	71.1	73.1	74.8	-61.7	73.3	73.3	68.4	72.3	62.6	62.4	62.2	62.2	0.00	0.00	0.00
2006/11/29	07:09:00	75.4	74.8	73.6	71.6	70.9	73.1	74.7	-61.1	73.1	73.1	68.4	72.3	62.3	62.3	62.0	62.1	0.00	0.00	0.00
2006/11/29	07:10:00	75.4	74.8	73.6	71.5	70.9	73.1	74.6	-63.8	73.1	73.1	68.4	72.3	62.3	62.3	62.1	62.1	0.00	0.00	0.00
2006/11/29	07:11:00	75.4	74.8	73.5	71.5	70.8	73.1	74.6	-63.9	73.1	73.1	68.4	72.3	62.3	62.2	62.1	62.0	0.00	0.00	0.00
2006/11/29	07:12:00	75.3	74.7	73.6	71.5	70.8	73.1	74.6	-63.9	73.1	73.1	68.3	72.3	62.2	62.0	62.1	62.1	0.00	0.00	0.00
2006/11/29	07:13:00	75.4	74.7	73.5	71.5	70.8	72.9	74.6	-63.7	73.1	73.1	68.3	72.3	62.2	62.0	62.0	61.9	0.00	0.00	0.00
2006/11/29	07:14:00	75.3	74.7	73.5	71.5	70.8	72.9	74.6	-63.9	73.1	73.1	68.4	72.3	62.1	62.1	62.0	61.9	0.00	0.00	0.00
2006/11/29	07:15:00	75.4	74.7	73.6	71.6	70.8	73.1	74.7	-64.0	73.1	73.1	68.4	72.3	62.2	61.8	62.1	61.9	0.00	0.00	0.00
2006/11/29	07:16:00	75.4	74.7	73.6	71.6	70.8	73.1	74.7	-63.7	73.1	73.1	68.4	72.3	62.1	61.9	62.0	61.9	0.00	0.00	0.00
2006/11/29	07:17:00	75.4	74.8	73.6	71.6	70.8	73.1	74.7	-64.0	73.1	73.1	68.4	72.3	62.1	62.1	62.0	61.9	0.00	0.00	0.00
2006/11/29	07:18:00	75.4	74.7	73.6	71.6	70.8	72.9	74.6	-62.4	73.1	73.1	68.3	72.2	62.0	62.2	61.8	62.0	0.00	0.00	0.00
2006/11/29	07:19:00	75.4	74.7	73.5	71.5	70.8	72.9	74.5	-63.7	73.1	72.9	68.3	72.3	61.8	61.7	61.8	61.6	0.00	0.00	0.00
2006/11/29	07:20:00	75.4	74.7	73.3	71.1	70.1	72.5	74.4	-63.4	72.5	72.6	68.4	72.2	59.2	59.8	59.8	59.5	0.00	0.00	0.00
2006/11/29	07:21:00	75.3	74.6	73.3	71.1	70.2	72.4	74.2	-48.8	72.5	72.5	68.3	72.0	58.6	59.5	58.6	58.8	0.00	0.00	0.00
2006/11/29	07:22:00	75.1	74.4	73.1	70.8	70.0	72.2	74.0	-57.5	72.4	72.3	68.1	71.9	59.7	59.7	59.2	59.1	0.00	0.00	0.00
2006/11/29	07:23:00	75.1	74.4	73.1	70.9	70.1	72.4	74.1	-66.7	72.5	72.5	68.0	71.8	60.1	60.6	59.7	59.6	0.00	0.00	0.00
2006/11/29	07:24:00	75.1	74.4	73.1	70.9	70.1	72.4	74.1	-66.9	72.5	72.5	68.0	71.8	60.4	60.8	60.1	60.0	0.00	0.00	0.00
2006/11/29	07:25:00	75.1	74.4	73.1	70.9	70.2	72.4	74.1	-65.9	72.5	72.5	68.1	71.9	60.9	60.4	60.4	60.2	0.00	0.00	0.00
2006/11/29	07:26:00	75.3	74.5	73.3	71.1	70.3	72.5	74.2	-66.1	72.6	72.6	68.1	71.9	60.9	60.6	60.6	60.4	0.00	0.00	0.00
2006/11/29	07:27:00	75.3	74.6	73.3	71.1	70.4	72.6	74.3	-63.0	72.7	72.6	68.2	72.0	61.1	61.0	60.9	60.8	0.00	0.00	0.00
2006/11/29	07:28:00	75.3	74.7	73.3	71.3	70.4	72.7	74.4	-54.5	72.7	72.7	68.2	72.1	61.2	60.6	61.0	60.4	0.00	0.00	0.00
2006/11/29	07:29:00	75.3	74.7	73.3	71.1	70.6	72.6	74.3	-53.0	72.6	72.5	68.2	72.0	61.1	60.4	61.0	60.2	-0.10	0.00	0.00
2006/11/29	07:30:00	75.3	74.7	73.3	71.1	70.3	72.6	74.3	-61.9	72.5	72.5	68.2	72.0	61.0	60.4	60.9	60.4	-0.10	0.00	0.00
2006/11/29	07:31:00	75.3	74.7	73.3	71.1	70.4	72.6	74.3	-67.2	72.6	72.6	68.2	72.0	61.0	60.4	60.8	60.6	-0.10	-0.01	0.00
2006/11/29	07:32:00	75.3	74.7	73.3	71.3	70.4	72.6	74.4	-54.3	72.6	72.6	68.2	72.1	60.9	60.2	60.4	60.1	-0.10	0.00	0.00
2006/11/29	07:33:00	75.3	74.7	73.3	71.3	70.4	72.6	74.4	-67.3	72.6	72.6	68.2	72.0	60.8	60.2	60.6	60.1	-0.10	-0.01	0.00
2006/11/29	07:34:00	75.3	74.7	73.3	71.3	70.4	72.5	74.3	-55.6	72.5	72.6	68.2	72.0	60.6	60.0	60.4	59.8	-0.10	-0.01	0.00
2006/11/29	07:35:00	75.3	74.7	73.3	71.1	70.4	72.5	74.3	-60.9	72.6	72.5	68.1	71.9	60.4	60.0	60.2	59.7	-0.10	-0.01	0.00
2006/11/29	07:36:00	75.3	74.6	73.3	71.1	70.3	72.6	74.3	-67.8	72.5	72.5	68.1	71.9	60.6	60.1	60.4	59.7	-0.10	-0.01	0.00
2006/11/29	07:37:00	75.3	74.5	73.1	71.1	70.3	72.5	74.2	-67.9	72.5	72.5	68.1	71.9	60.4	59.7	60.2	59.8	-0.10	-0.01	0.00
2006/11/29	07:38:00	75.3	74.5	73.1	71.1	70.2	72.4	74.2	-68.1	72.5	72.4	68.0	71.8	60.4	59.9	60.1	59.9	-0.10	-0.01	0.00
2006/11/29	07:39:00	75.3	74.5	73.1	71.1	70.2	72.5	74.2	-67.8	72.5	72.4	68.0	71.8	60.4	60.1	60.2	59.7	-0.10	-0.01	0.00
2006/11/29	07:40:00	75.3	74.6	73.3	71.3	70.4	72.6	74.3	-68.5	72.5	72.5	68.2	71.9	60.6	59.9	60.4	60.1	-0.10	-0.01	0.00
2006/11/29	07:41:00	75.3	74.6	73.3	71.3	70.4	72.6	74.3	-69.0	72.5	72.5	68.2	71.9	60.4	59.8	60.4	59.9	-0.10	-0.01	0.00
2006/11/29	07:42:00	75.3	74.5	73.1	71.1	70.3	72.5	74.1	-69.0	72.5	72.4	68.2	71.9	60.4	60.4	60.4	60.0	-0.10	-0.01	0.00
2006/11/29	07:43:00	75.1	74.4	73.1	70.9	70.1	72.3	73.9	-55.3	72.2	72.2	68.1	71.8	60.4	60.0	60.4	59.6	-0.10	0.00	0.00
2006/11/29	07:44:00	75.3	74.4	73.1	70.9	70.1	72.3	73.9	-69.3	72.2	72.2	68.1	71.8	60.4	60.1	60.2	59.6	-0.10	-0.01	0.00
2006/11/29	07:45:00	75.3	74.5	73.1	71.1	70.1	72.3	74.0	-69.0	72.2	72.2	68.1	71.8	60.2	59.9	60.1	59.4	-0.10	-0.01	0.00
2006/11/29	07:46:00	75.3	74.5	73.1	71.1	70.2	72.3	74.0	-69.2	72.3	72.3	68.2	71.9	60.1	59.9	60.0	59.7	-0.10	0.00	0.00
2006/11/29	07:47:00	75.3	74.5	73.1	70.9	70.2	72.4	74.0	-69.8	72.1	72.2	68.2	71.9	60.2	59.9	59.8	59.8	-0.10	-0.01	0.00

Test Report TR63001-07N

Appendix C

Page 127 of 128

Heat Decay Run

3-802
for Model AOS-025, AOS-050, and AOS-100 Transport Packages, Rev. G, July 27, 2012 (Docket No. 71-9316)

Date	Time	TC1	TC2	TC3	TC4	TC5	TC6	TC7	TC8	TC9	TC10	TC11	TC12	TC13	TC14	TC15	TC16	VDC	Amps	Watts
2006/11/29	07:48:00	75.3	74.5	73.1	70.9	70.2	72.4	74.0	-69.6	72.3	72.2	68.1	71.8	60.2	59.6	59.9	59.8	0.00	0.00	0.00
2006/11/29	07:49:00	75.3	74.5	73.1	71.1	70.3	72.4	74.1	-69.8	72.4	72.3	68.2	71.9	60.4	59.8	60.0	59.6	-0.10	0.00	0.00
2006/11/29	07:50:00	75.1	74.5	73.1	70.9	70.2	72.3	74.0	-70.1	72.3	72.2	68.1	71.8	60.2	59.9	60.0	59.8	-0.10	0.00	0.00
2006/11/29	07:51:00	75.1	74.5	73.1	70.9	70.2	72.3	74.0	-69.4	72.2	72.2	68.0	71.8	60.4	60.4	60.0	59.8	-0.10	-0.01	0.00
2006/11/29	07:52:00	75.1	74.5	73.1	70.8	70.2	72.2	73.9	-70.3	72.1	72.1	68.0	71.8	60.2	60.2	60.1	59.7	-0.10	-0.01	0.00
2006/11/29	07:53:00	75.1	74.4	72.9	70.8	70.1	72.1	73.8	-70.5	72.0	72.0	68.0	71.7	60.2	59.9	60.1	59.5	-0.10	-0.01	0.00
2006/11/29	07:54:00	75.1	74.4	73.1	70.9	70.1	72.2	74.0	-70.8	72.1	72.1	68.1	71.8	60.4	60.2	60.1	59.6	-0.10	-0.01	0.00
2006/11/29	07:55:00	75.1	74.4	73.1	70.9	70.2	72.2	74.0	-70.8	72.1	72.1	68.0	71.8	60.6	60.0	60.2	59.8	-0.10	0.00	0.00
2006/11/29	07:56:00	75.1	74.3	72.9	70.8	70.0	72.1	73.8	-70.9	72.0	72.0	68.0	71.8	60.6	60.0	60.2	59.7	-0.10	0.00	0.00
2006/11/29	07:57:00	75.1	74.4	72.9	70.8	69.9	72.1	73.8	-71.2	72.0	71.9	67.9	71.7	60.2	60.1	60.1	59.5	-0.10	-0.01	0.00
2006/11/29	07:58:00	74.9	74.3	72.8	70.8	70.0	72.0	73.8	-71.0	72.0	72.0	67.9	71.7	60.2	59.7	60.0	59.5	-0.10	-0.01	0.00
2006/11/29	07:59:00	75.1	74.3	72.9	70.8	70.0	72.1	73.9	-71.0	72.0	72.0	68.0	71.8	60.4	60.1	60.4	59.7	-0.10	-0.01	0.00
2006/11/29	08:00:00	74.9	74.4	72.9	70.8	70.1	72.1	73.9	-71.0	72.0	72.0	68.0	71.8	60.4	60.1	60.4	59.5	-0.10	-0.01	0.00
2006/11/29	08:01:00	74.9	74.3	72.9	70.8	70.0	72.1	73.8	-71.5	72.0	72.0	68.0	71.7	60.6	60.4	60.1	59.7	-0.10	-0.01	0.00
2006/11/29	08:02:00	74.9	74.3	72.9	70.8	70.0	72.1	73.8	-66.7	71.9	71.9	67.9	71.7	60.6	60.6	60.2	59.9	-0.10	-0.01	0.00
2006/11/29	08:03:00	74.9	74.3	72.9	70.8	70.0	72.1	73.7	-58.3	71.9	71.8	67.9	71.7	60.6	60.4	60.1	59.8	0.00	-0.01	0.00
2006/11/29	08:04:00	74.8	74.2	72.8	70.6	69.9	71.9	73.6	-57.3	71.8	71.8	67.9	71.7	60.6	60.4	60.1	59.9	0.00	0.00	0.00
2006/11/29	08:05:00	74.9	74.2	72.8	70.8	69.9	72.1	73.7	-67.0	71.9	71.8	68.0	71.7	60.4	59.9	59.9	59.6	0.00	0.00	0.00
2006/11/29	08:06:00	74.8	74.2	72.8	70.8	70.0	72.0	73.7	-70.8	71.8	71.8	68.0	71.7	60.4	60.2	60.1	59.7	0.00	0.00	0.00
2006/11/29	08:07:00	74.8	74.2	72.8	70.8	70.0	72.0	73.7	-70.9	72.0	71.9	68.0	71.7	60.4	60.6	60.1	59.9	0.00	0.00	0.00
2006/11/29	08:08:00	74.9	74.3	72.9	70.8	70.1	72.1	73.8	-71.4	71.9	71.9	68.0	71.7	60.6	60.2	60.4	60.0	0.00	0.00	0.00
2006/11/29	08:09:00	74.9	74.3	72.9	70.8	70.0	72.1	73.8	-71.4	72.0	71.9	68.0	71.7	60.6	60.4	60.2	59.8	0.00	0.00	0.00
2006/11/29	08:10:00	74.9	74.3	72.9	70.8	70.0	72.1	73.8	-71.4	72.0	71.9	68.0	71.7	60.6	60.4	60.2	59.8	0.00	0.00	0.00

Test Report TR63001-07N

Appendix C

Page 128 of 128



APPENDIX D

Heat Rise 1st Run Data Charts

Test Report No. TR63001-07N

Revision 0

Appendix D

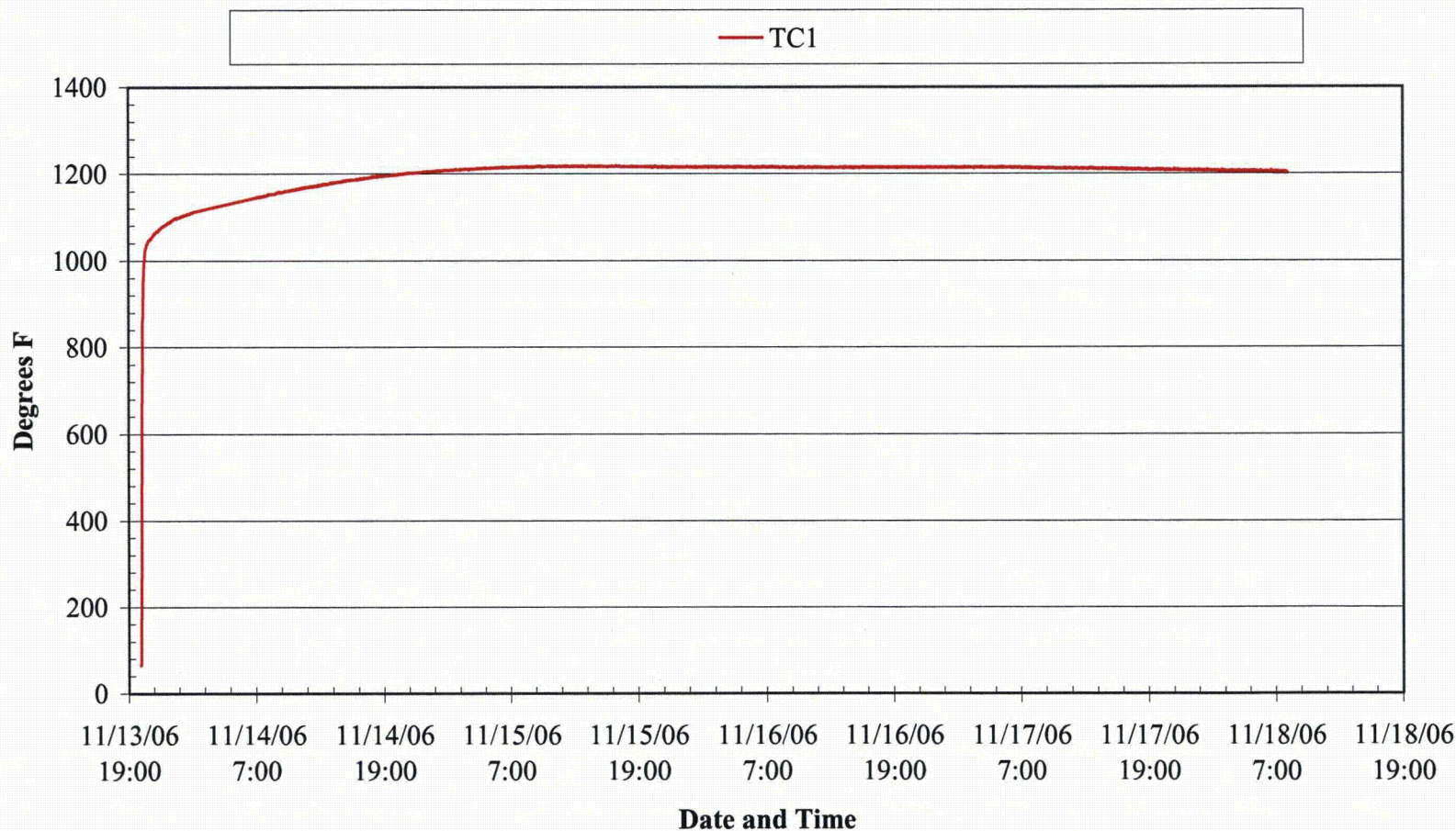
Radioactive Material Transport Packaging System Safety Analysis Report
for Model AOS-025, AOS-050, and AOS-100 Transport Packages, Rev. G, July 27, 2012 (Docket No. 71-9316)

Page No. 1 of 20

3-803

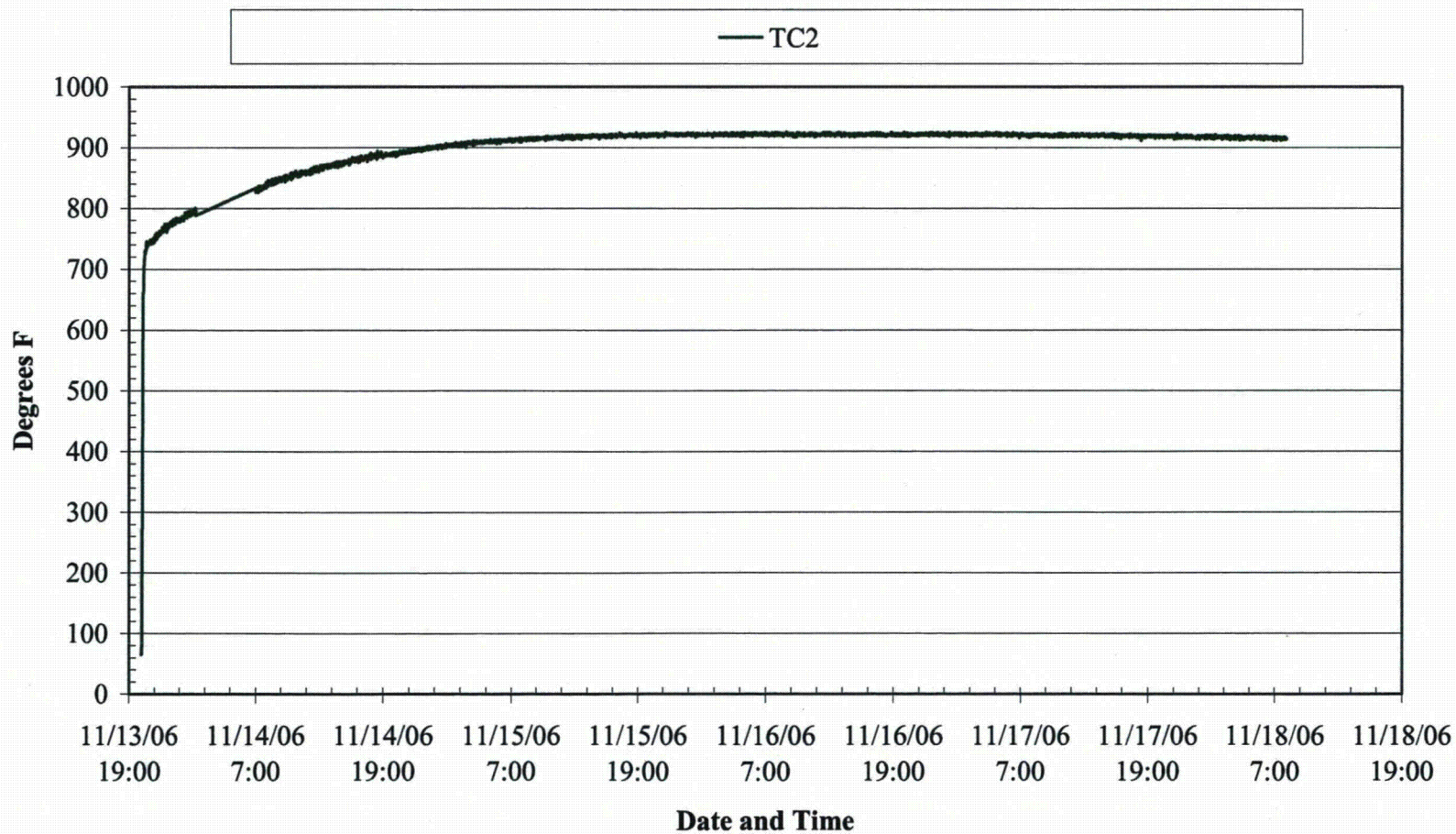


Ranor PO#108533 MJO # 63001-07N
Restart
AOS-265 Cask Thermal Test
TC 1 located in the middle well tube of heater



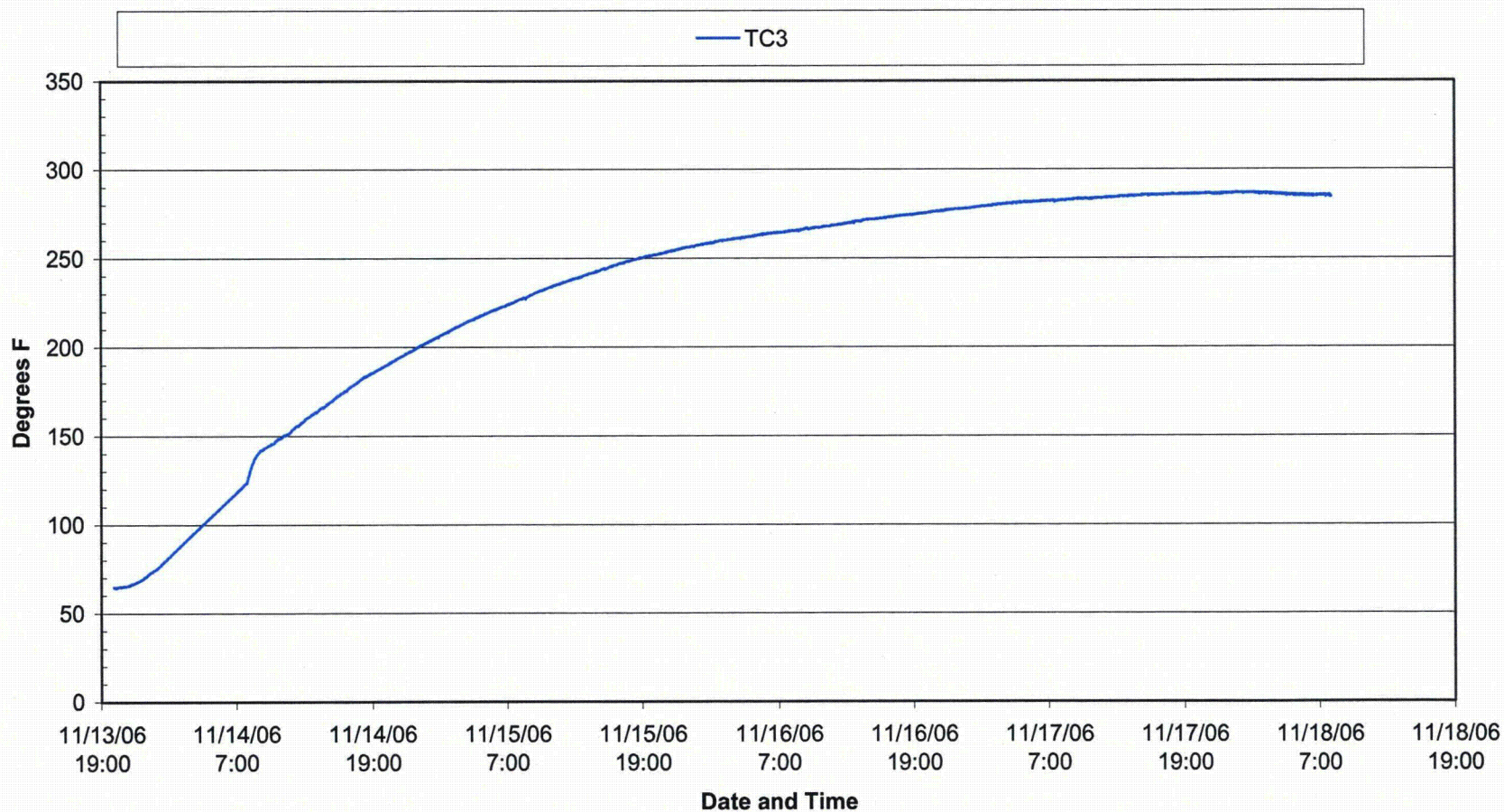


Ranor PO#108533 MJO # 63001-07N
 AOS-265 Cask Thermal Test
 TC 2 located at bottom of cask internal in through hole well





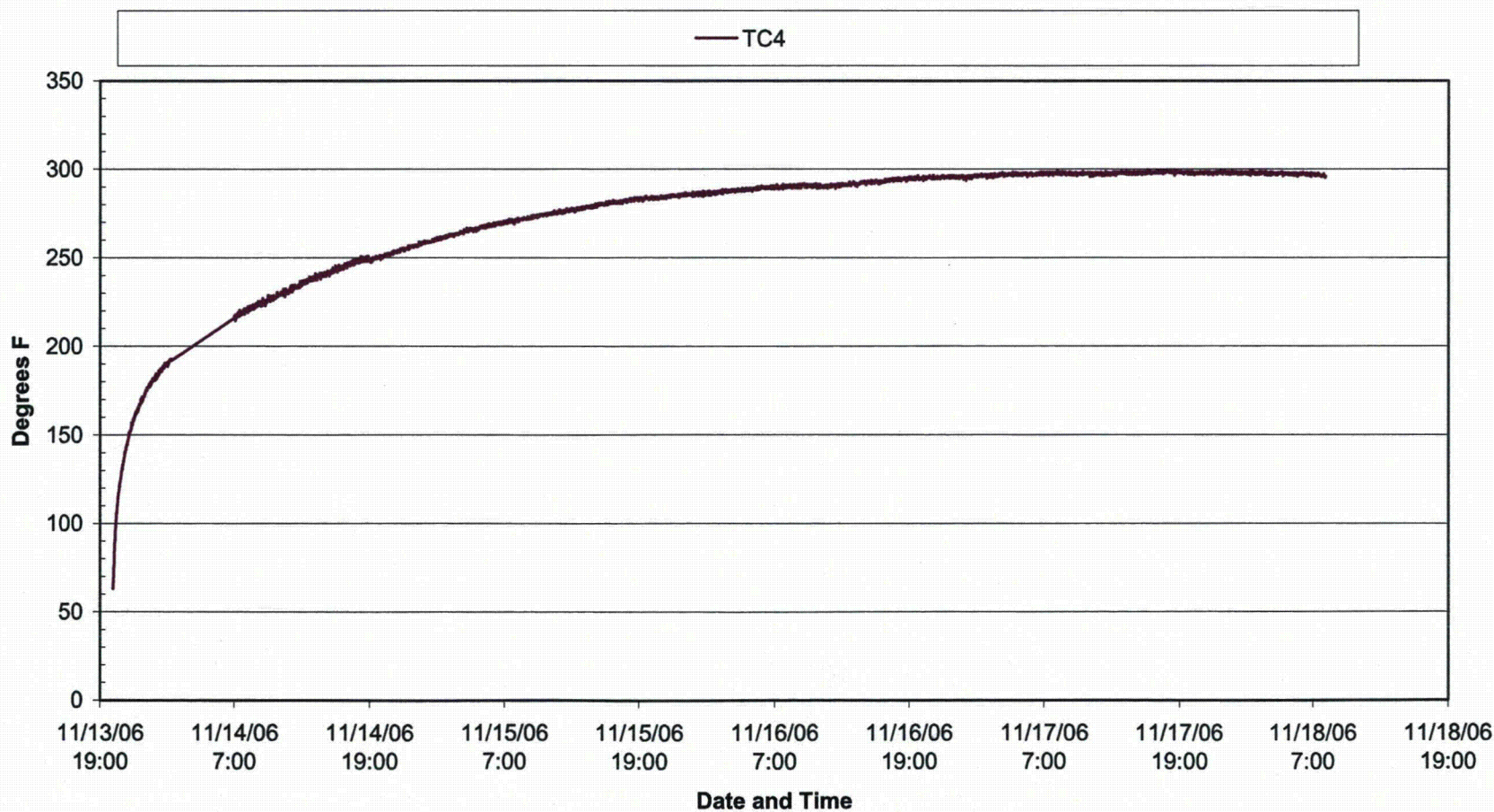
Ranor PO#108533 MJO # 63001-07N
AOS-265 Cask Thermal Test
TC 3 located on bottom outside of cask and centered



Ranor PO#108533 MJO # 63001-07N

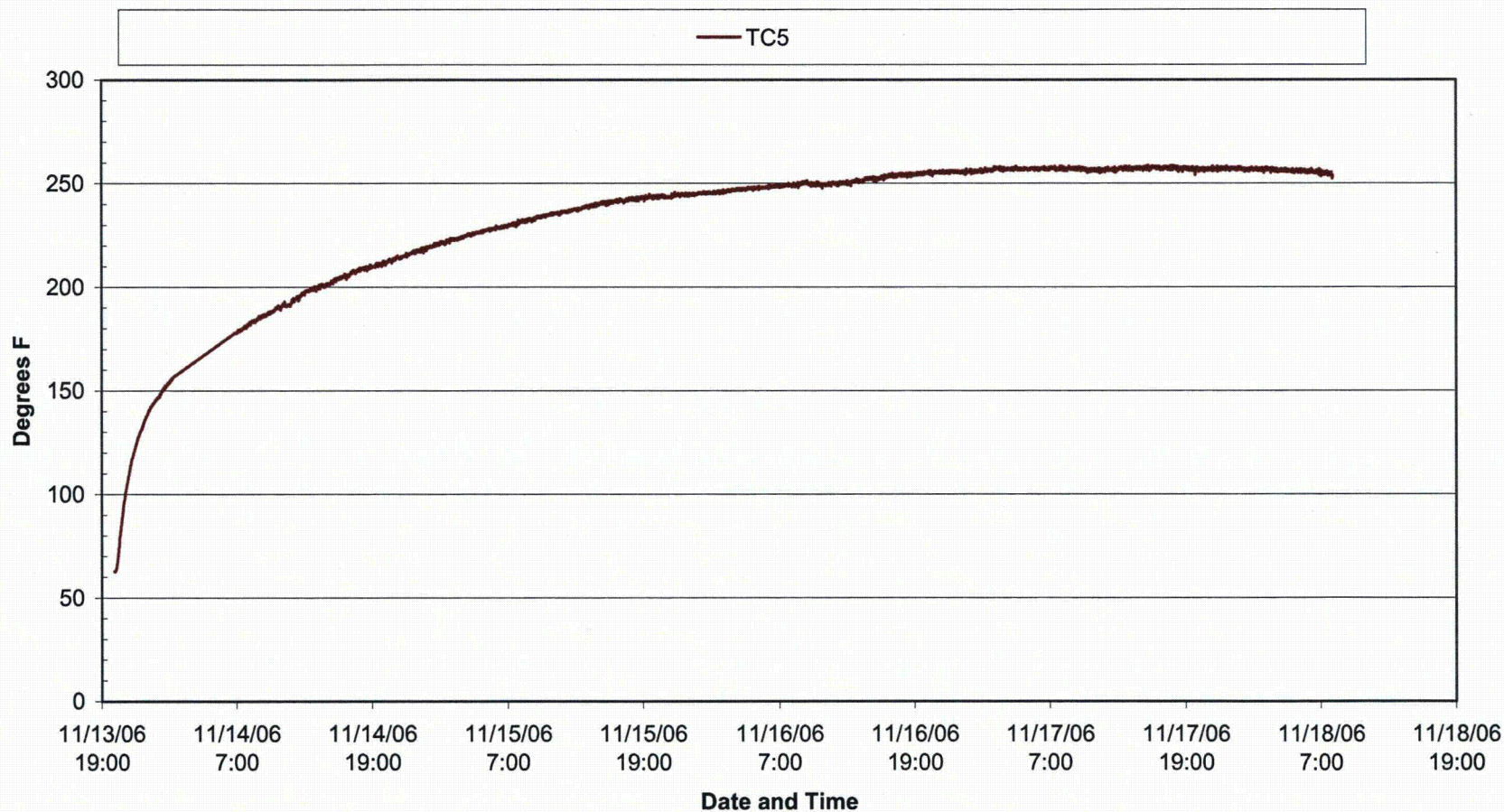
 AOS-265 Cask Thermal Test

 TC 4 located on bottom inside of top cover of cask and centered





Ranor PO#108533 MJO # 63001-07N
AOS-265 Cask Thermal Test
TC 5 located on top outside of top cover of cask and centered

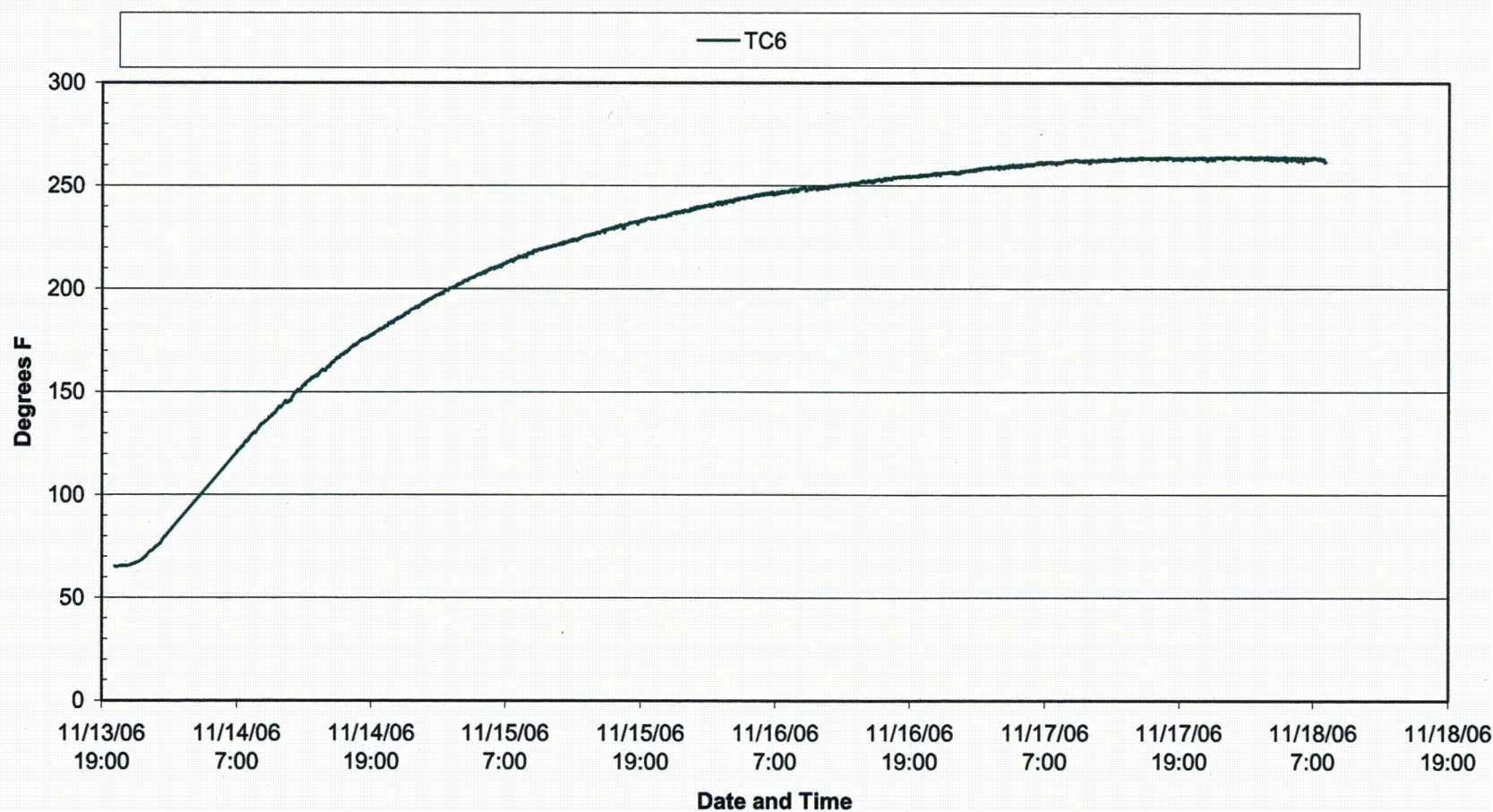




Ranor PO#108533 MJO # 63001-07N

AOS-265 Cask Thermal Test

TC 6 located on outside wall of cask 29.75 inches down from top at 0 degree plane.

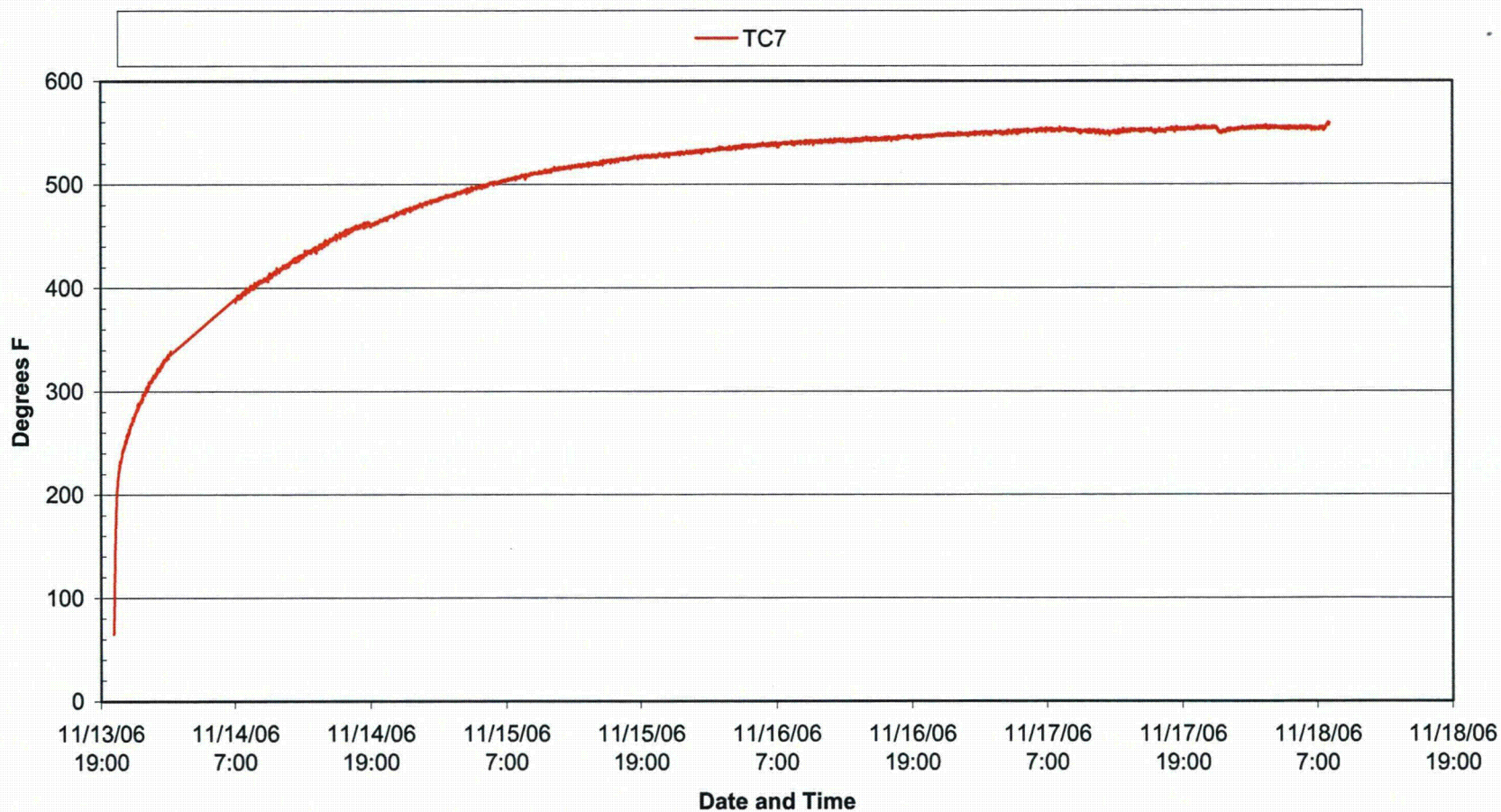




Ranor PO#108533 MJO # 63001-07N

AOS-265 Cask Thermal Test

TC 7 located on inside wall of cask 29.75 inches down from top at 0 degree plane.



Test Report No. TR63001-07N

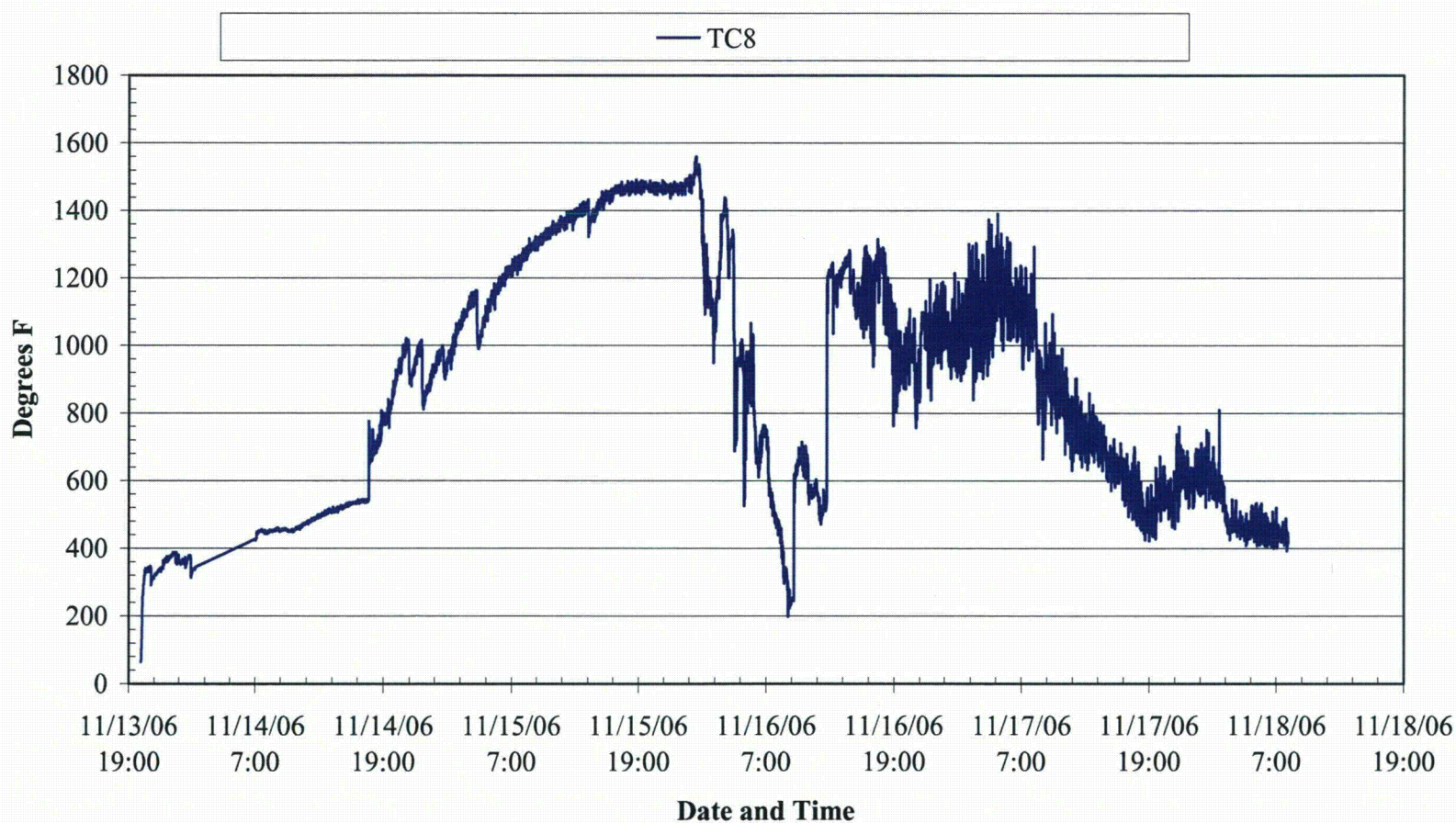
Revision 0

Appendix D

Page No. 8 of 20



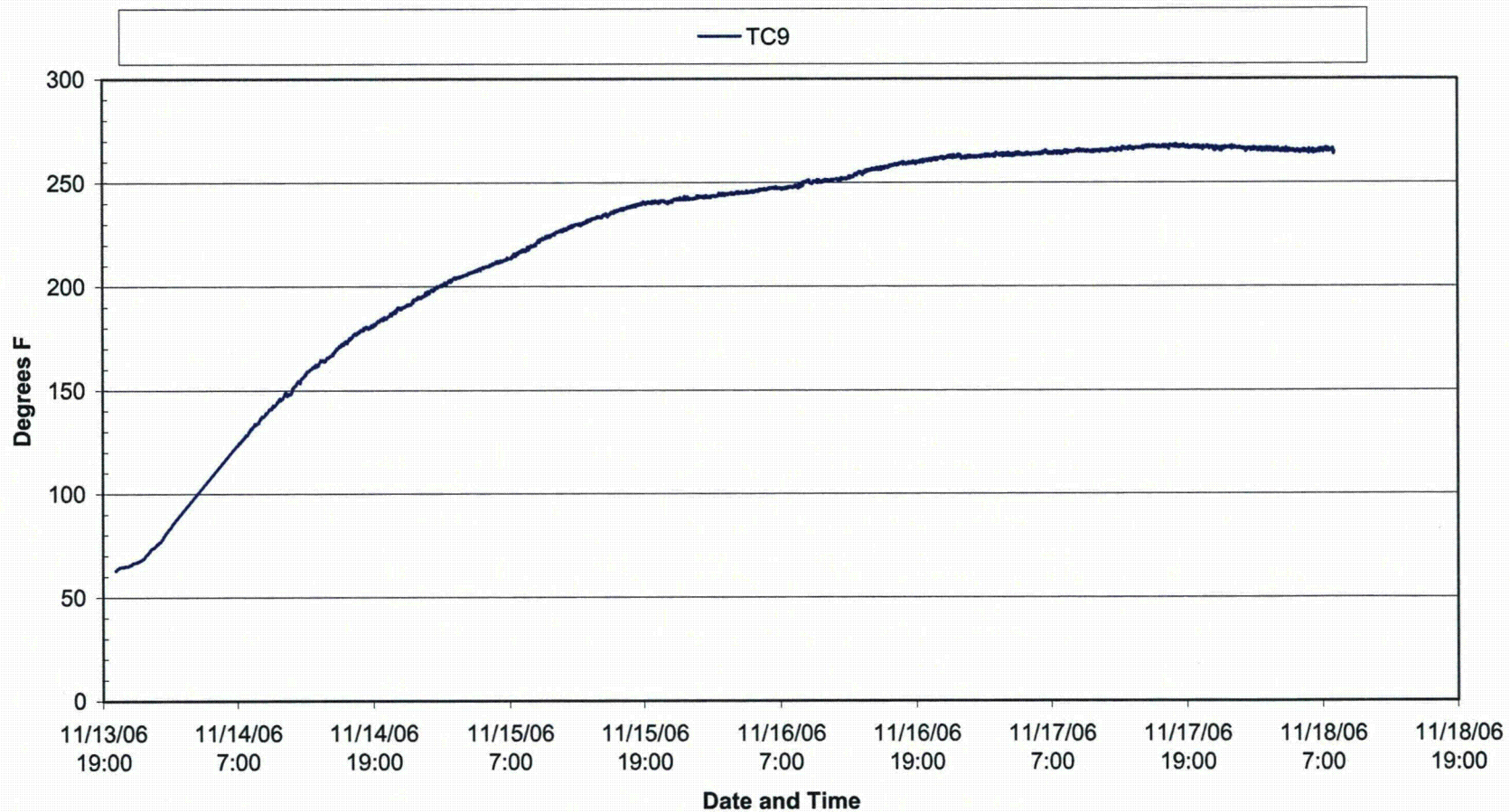
Ranor PO#108533 MJO # 63001-07N
AOS-265 Cask Thermal Test
TC 8 located on inside wall of cask 29.75 inches down from top at 180 degree plane.
NOTE TC 8 went bad





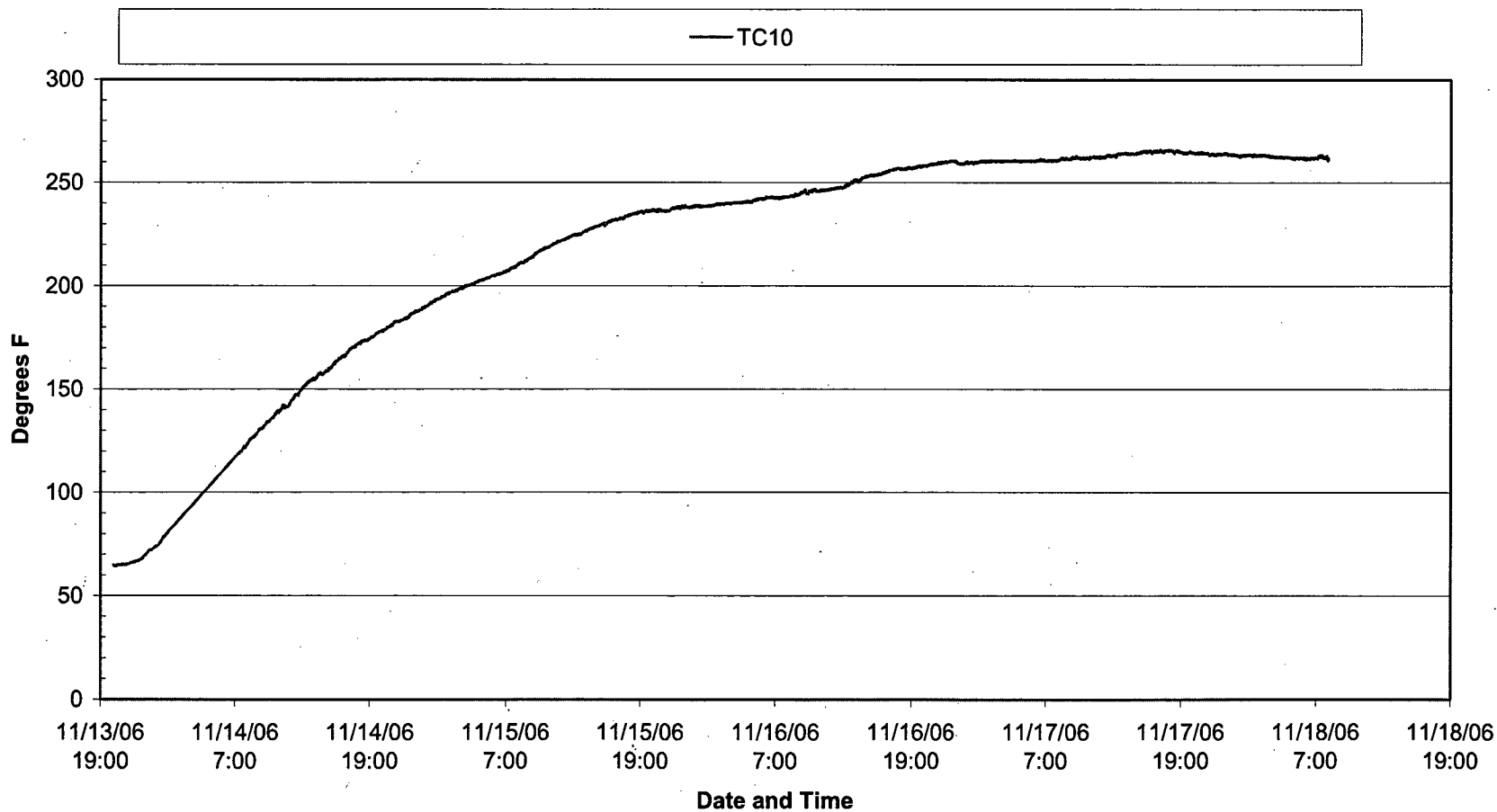
Ranor PO#108533 MJO # 63001-07N
AOS-265 Cask Thermal Test

TC 9 located on outside wall of cask 29.75 inches down from top at 180 degree plane.



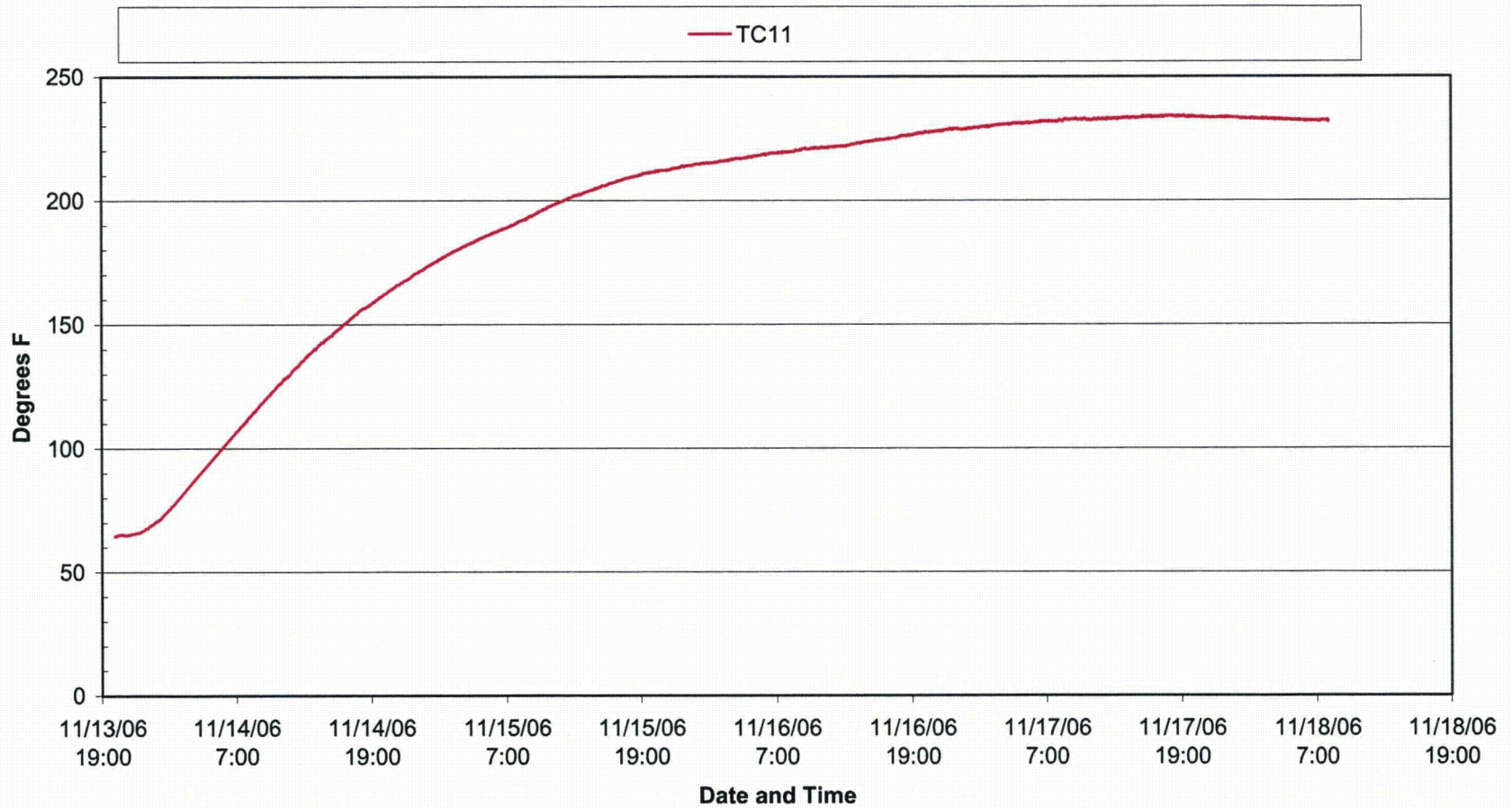


Ranor PO#108533 MJO # 63001-07N
AOS-265 Cask Thermal Test
TC 10 located just inside lower through port.



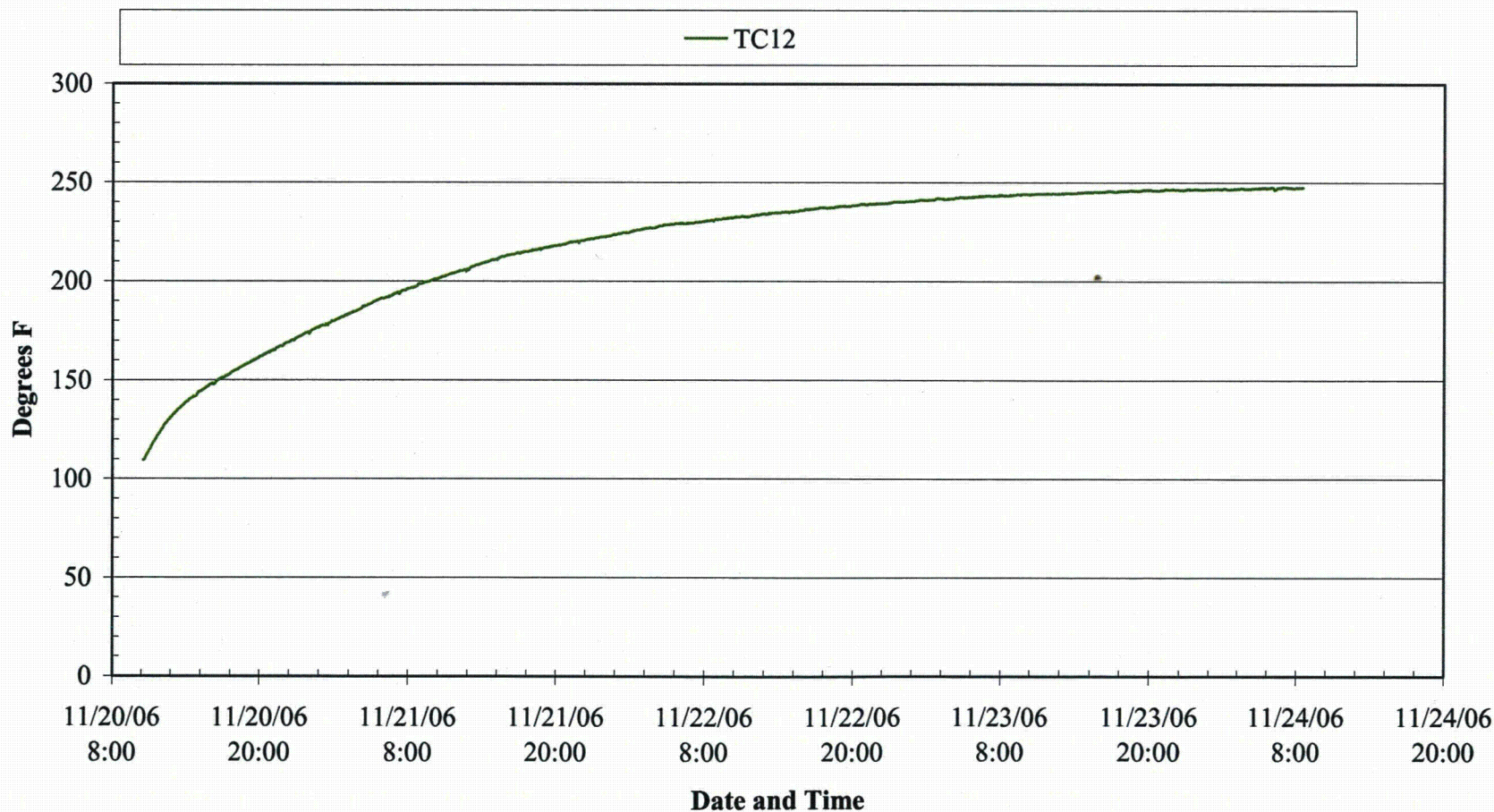


Ranor PO#108533 MJO # 63001-07N
AOS-265 Cask Thermal Test
TC 11 located just inside upper through port.





Ranor PO#108533 MJO # 63001-07N
Restart
AOS-265 Cask Thermal Test
TC 12 located on outside of top cover in port hole.

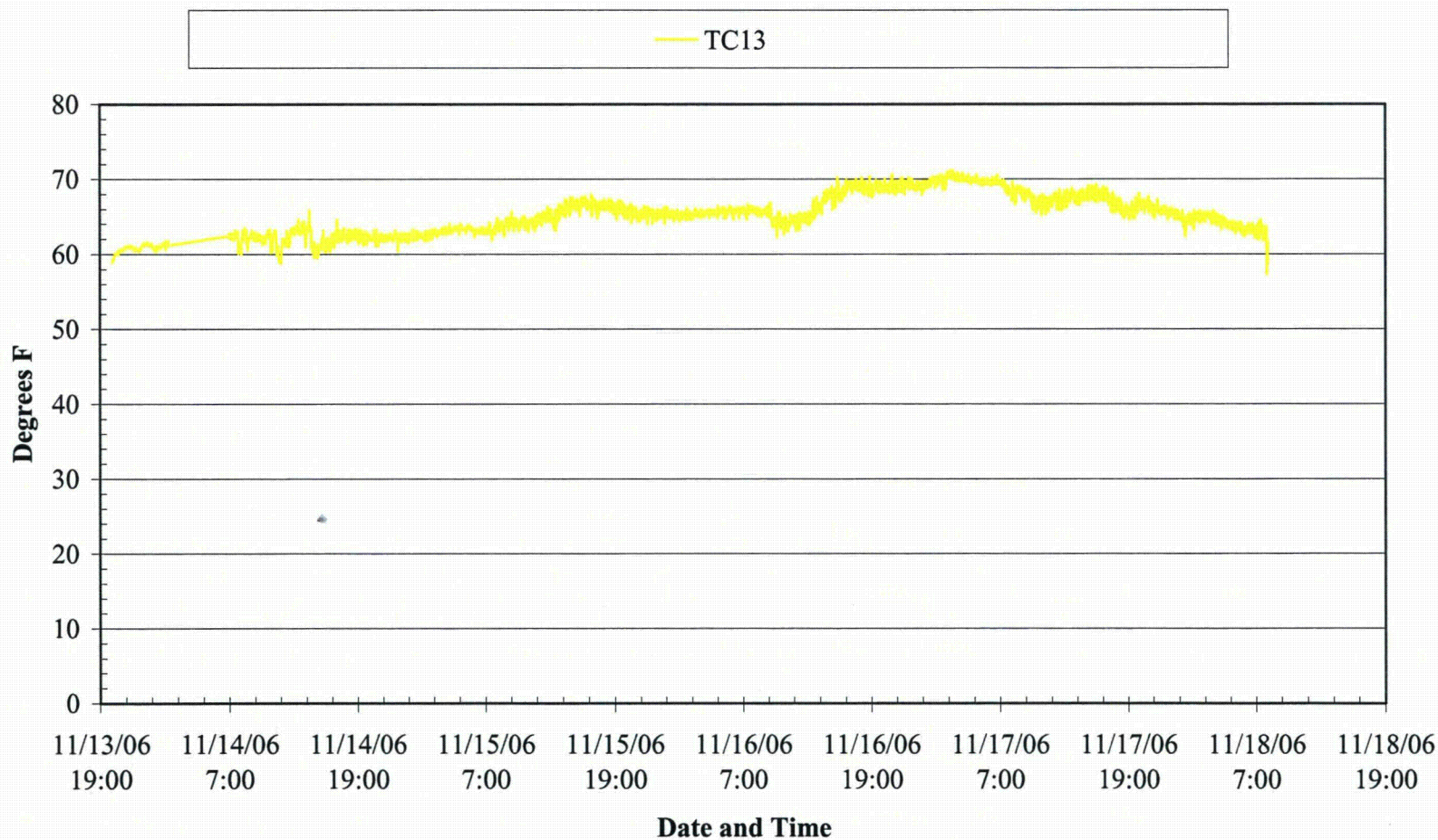




Ranor PO#108533 MJO # 63001-07N

AOS-265 Cask Thermal Test

TC 13 located in ambient air 9.3 inches down from top of cask and 12 inches from side at 0 degree plane.

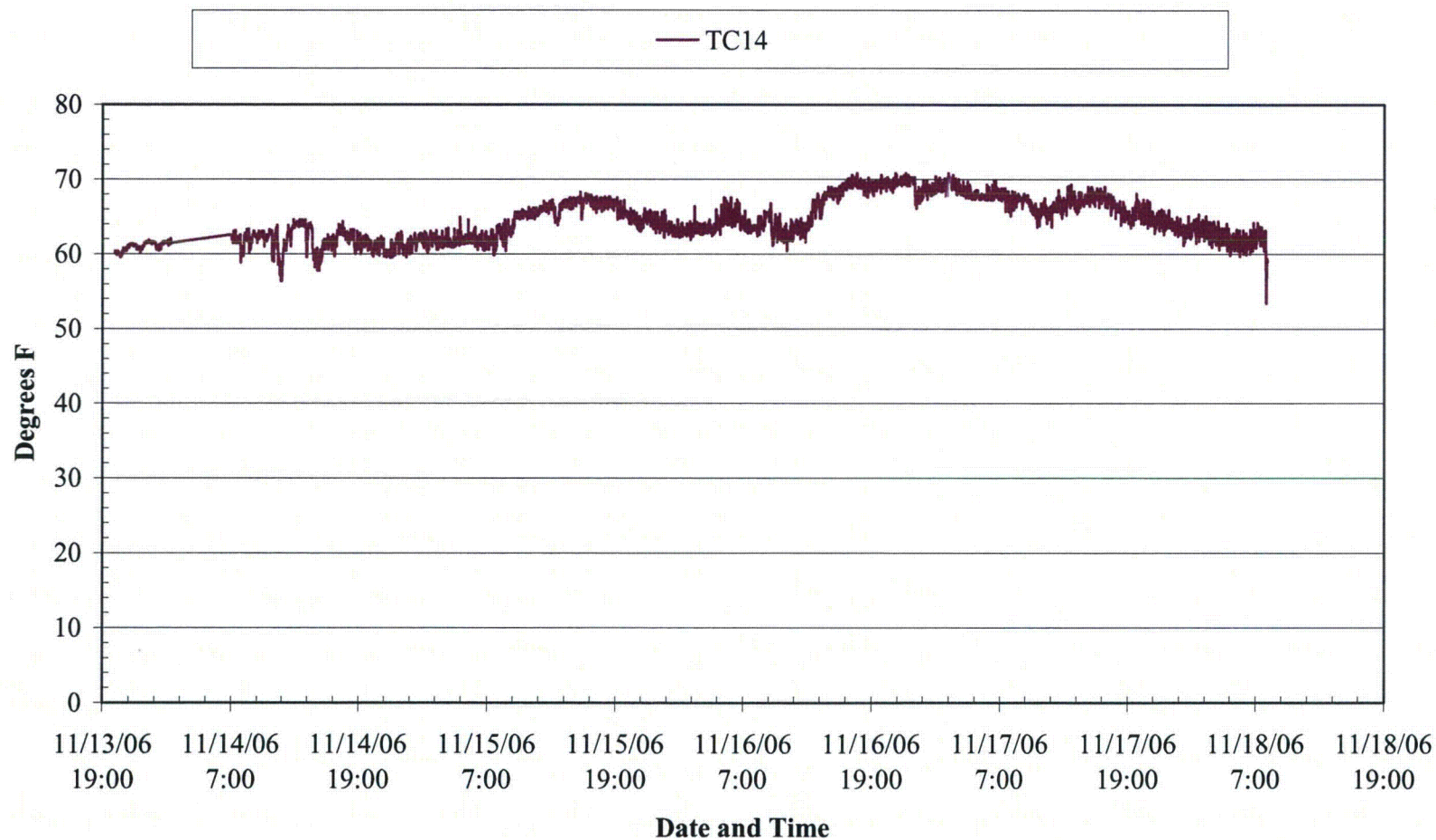




Ranor PO#108533 MJO # 63001-07N

AOS-265 Cask Thermal Test

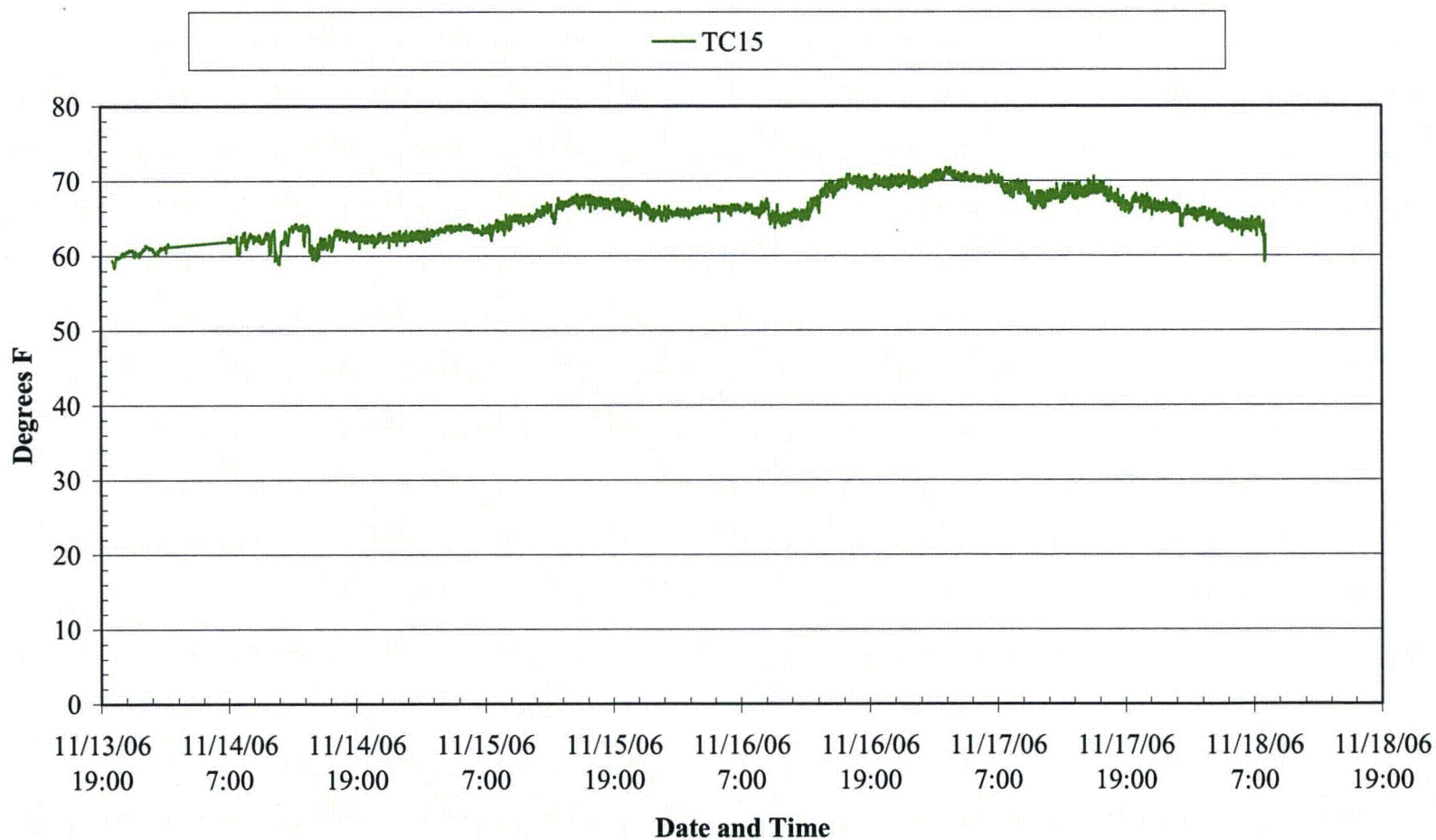
TC 14 located in ambient air 9.3 inches down from top of cask and 12 inches from side at 180 degree plane.





Ranor PO#108533 MJO # 63001-07N
AOS-265 Cask Thermal Test

TC 15 located in ambient air 50.1 inches down from top of cask and 12 inches from side at 0 degree plane.

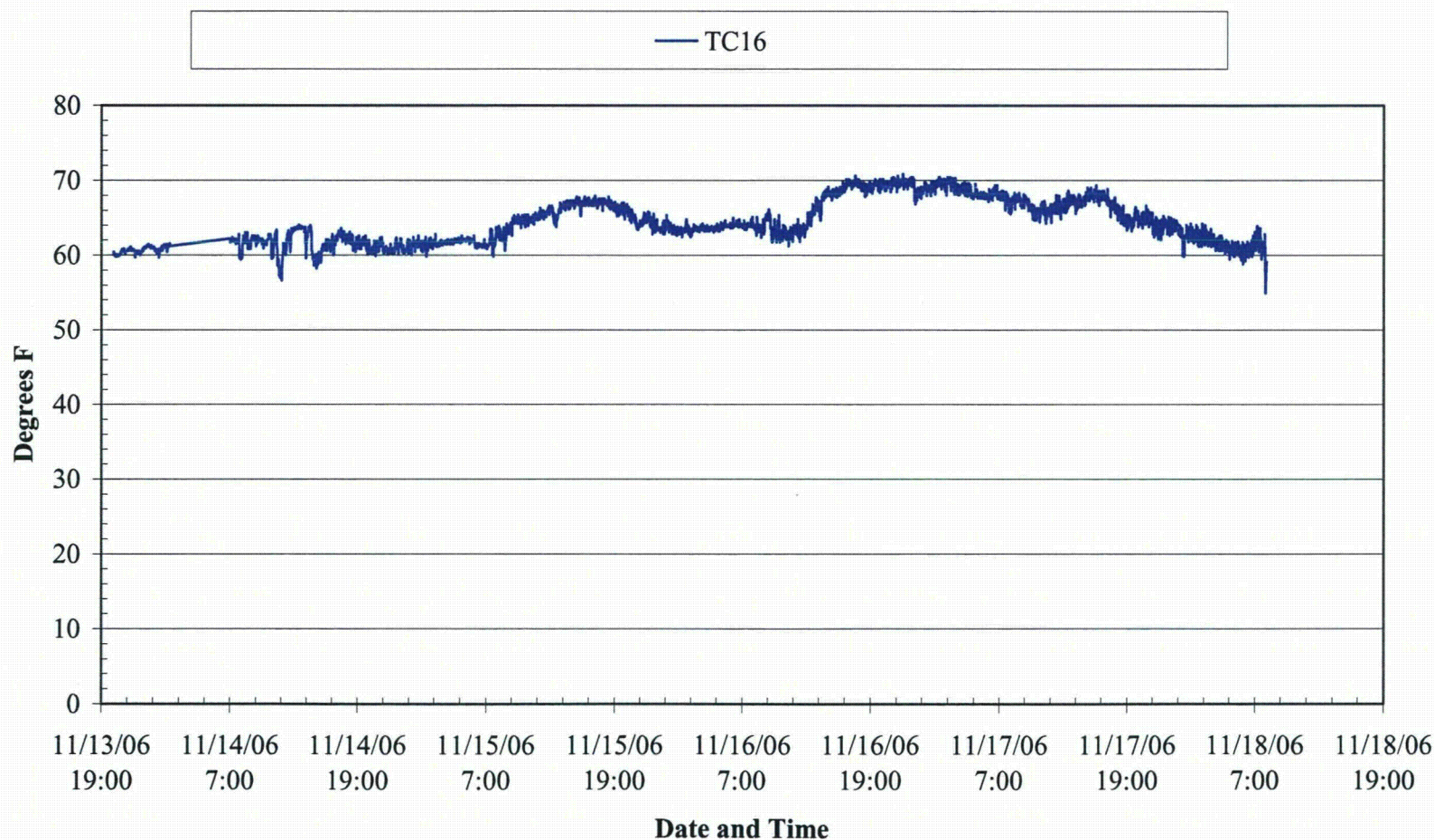




Ranor PO#108533 MJO # 63001-07N

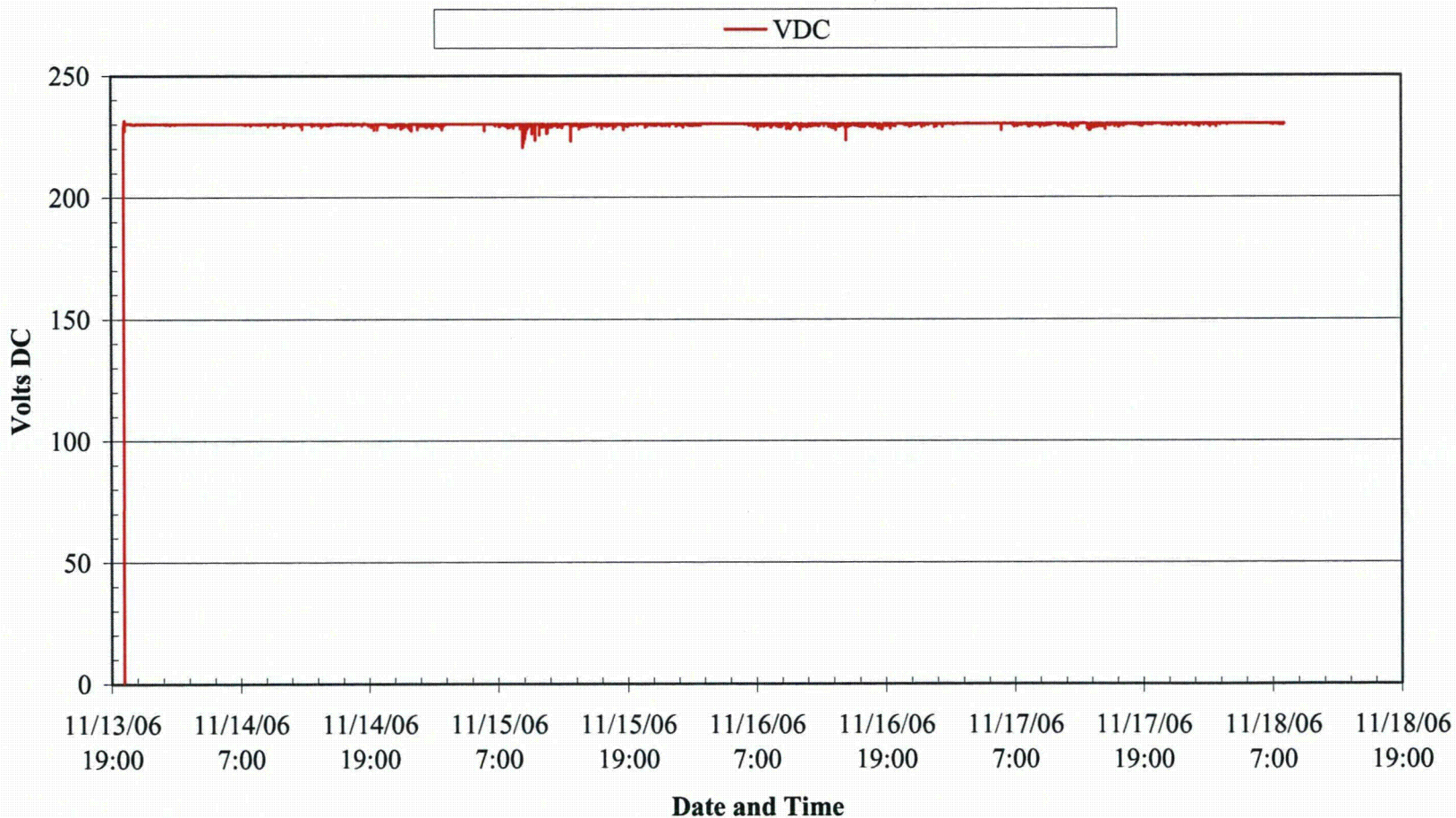
AOS-265 Cask Thermal Test

TC 16 located in ambient air 50.1 inches down from top of cask and 12 inches from side at 180 degree plane.





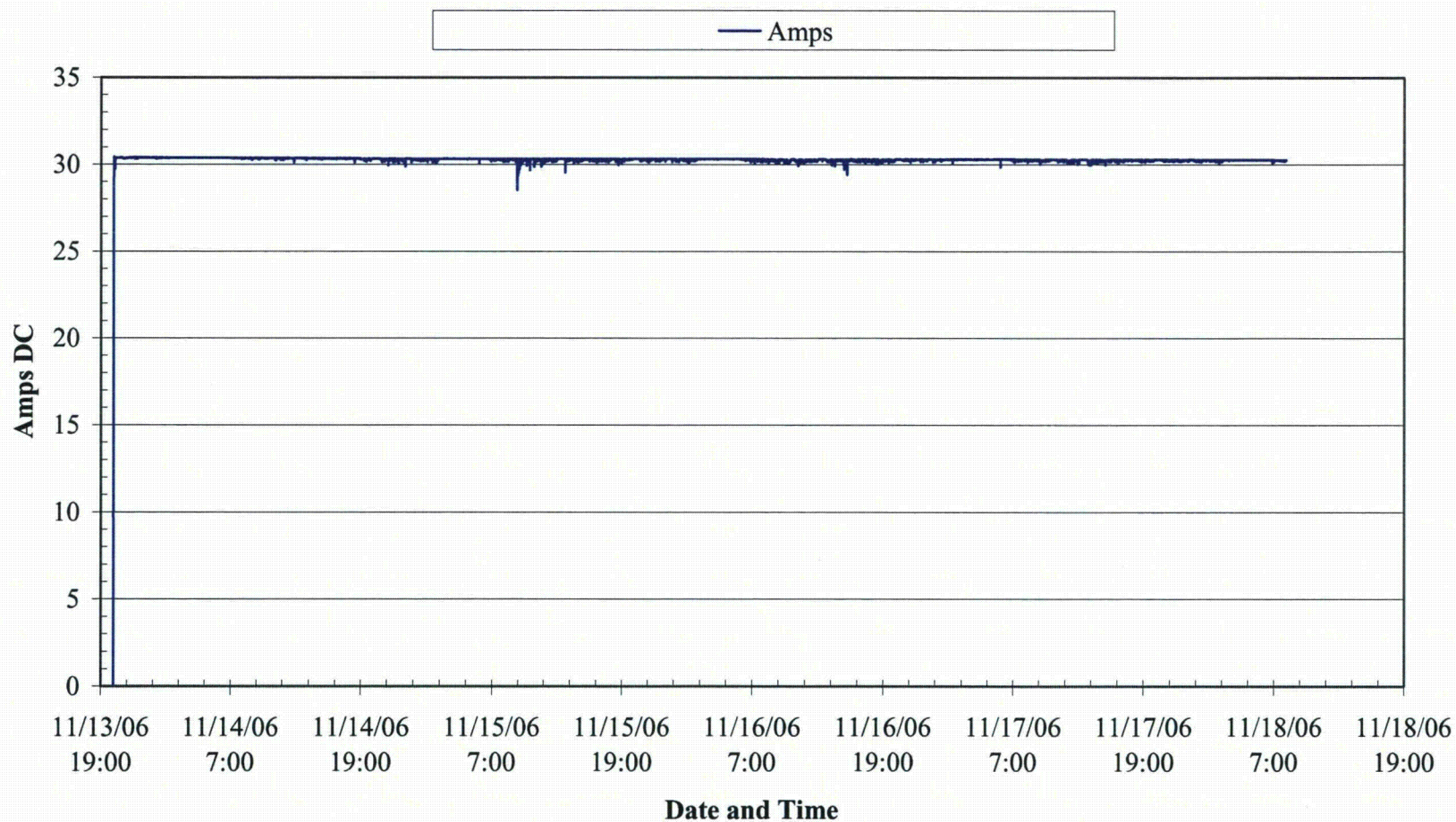
Ranor PO#108533 MJO # 63001-07N
AOS-265 Cask Thermal Test



Test Report No. TR63001-07N
Revision 0
Appendix D
Page No. 18 of 20

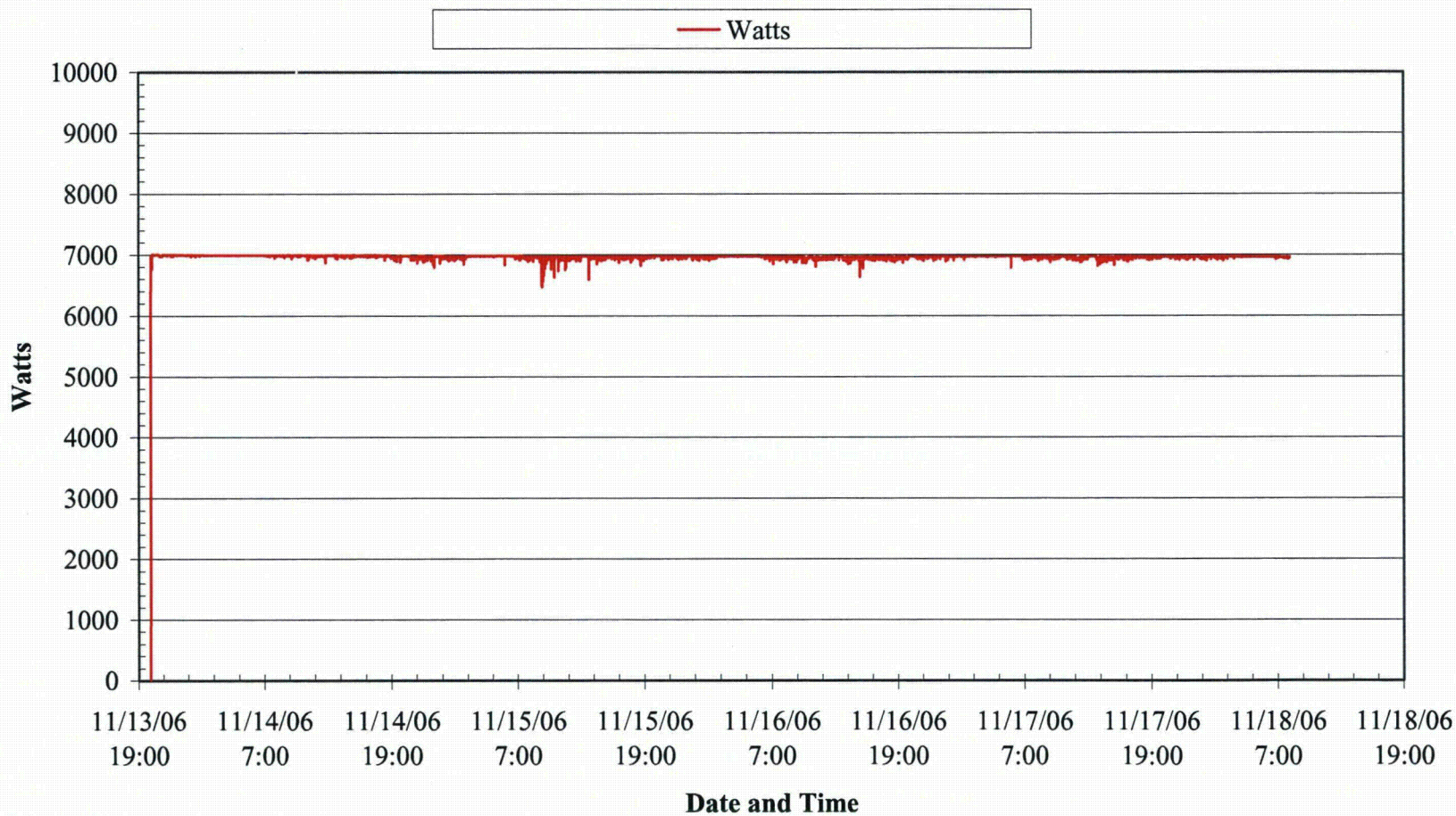
Ranor PO#108533 MJO # 63001-07N

 AOS-265 Cask Thermal Test





Ranor PO#108533 MJO # 63001-07N
AOS-265 Cask Thermal Test





APPENDIX E

Heat Rise Rerun Data Charts

Test Report No. TR63001-07N

Revision 0

Appendix E

Page No. 1 of 20

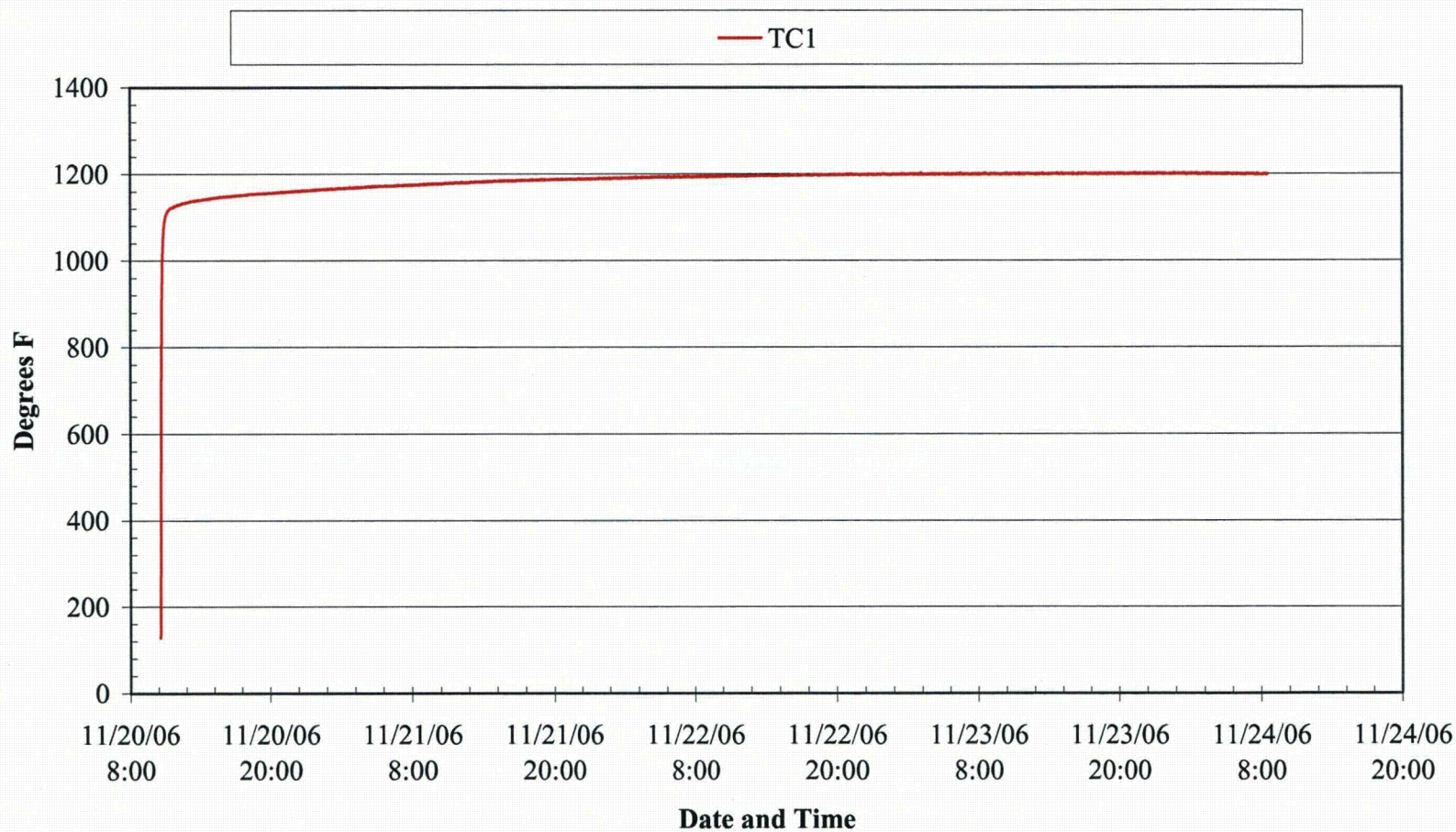


Ranor PO#108533 MJO # 63001-07N

Restart

AOS-265 Cask Thermal Test

TC 1 located in the middle well tube of heater



Test Report No. TR63001-07N

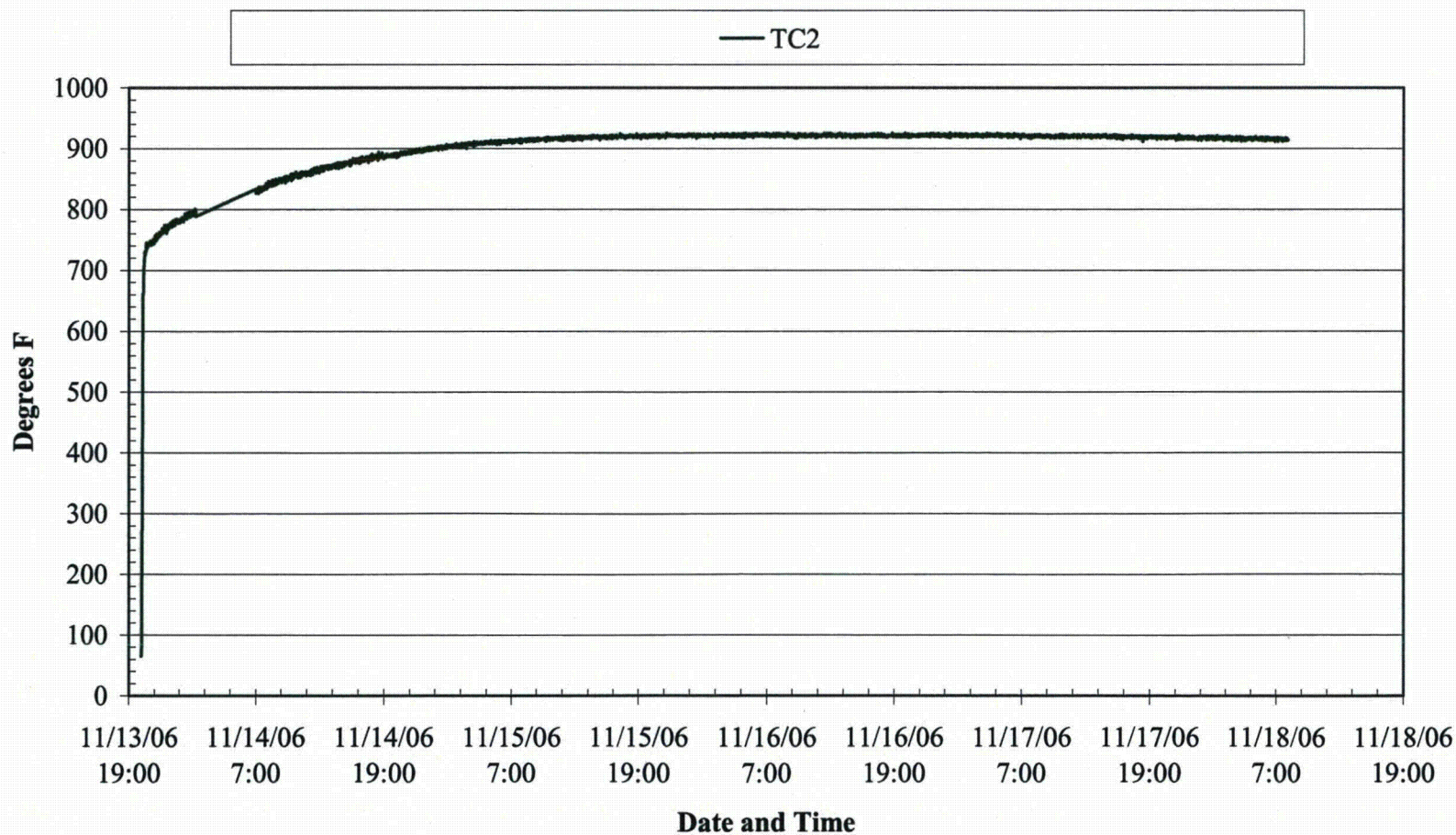
Revision 0

Appendix E

Page No. 2 of 20



Ranor PO#108533 MJO # 63001-07N
AOS-265 Cask Thermal Test
TC 2 located at bottom of cask internal in through hole well



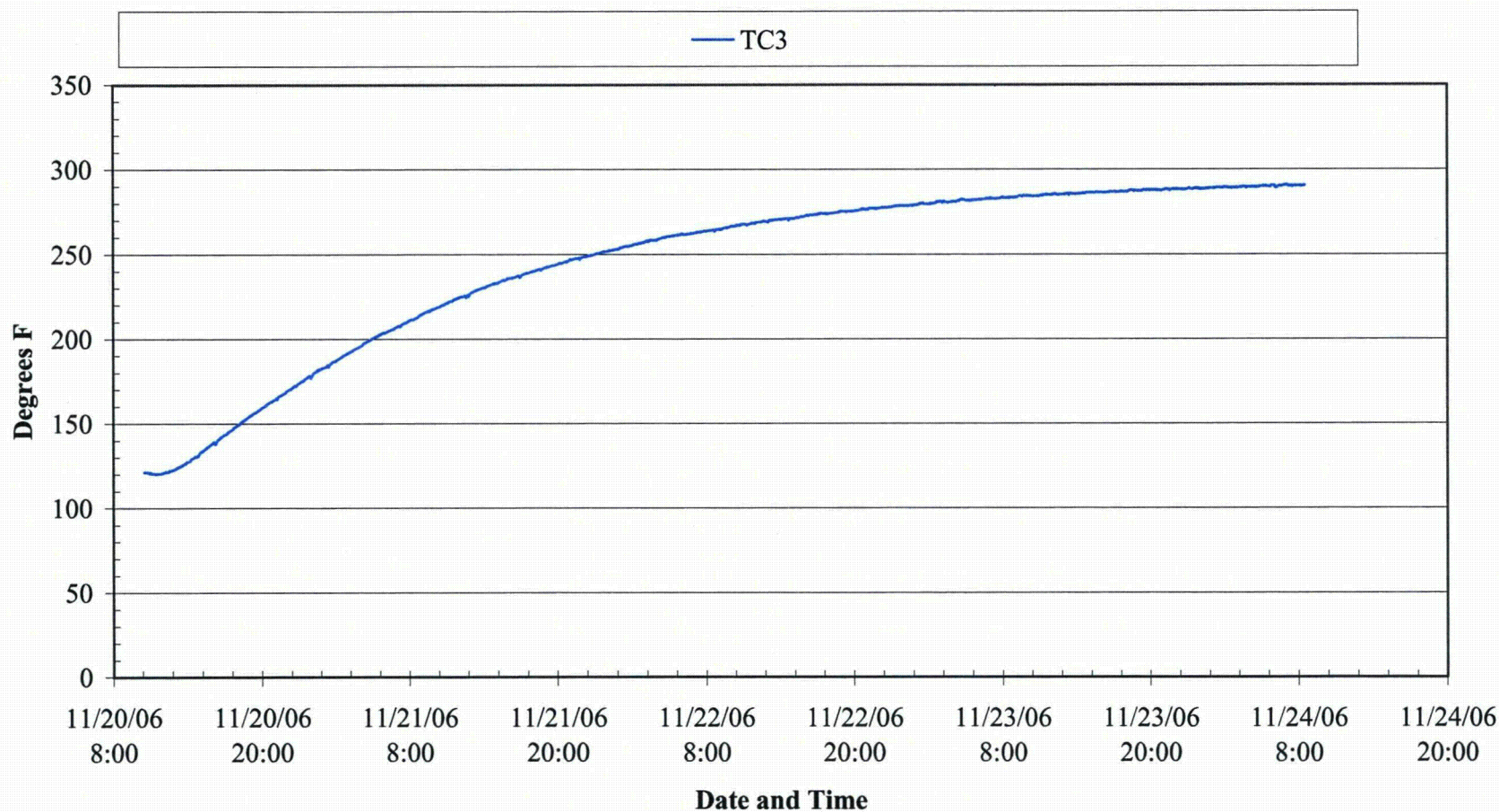


Ranor PO#108533 MJO # 63001-07N

Restart

AOS-265 Cask Thermal Test

TC 3 located on bottom outside of cask and centered



Test Report No. TR63001-07N

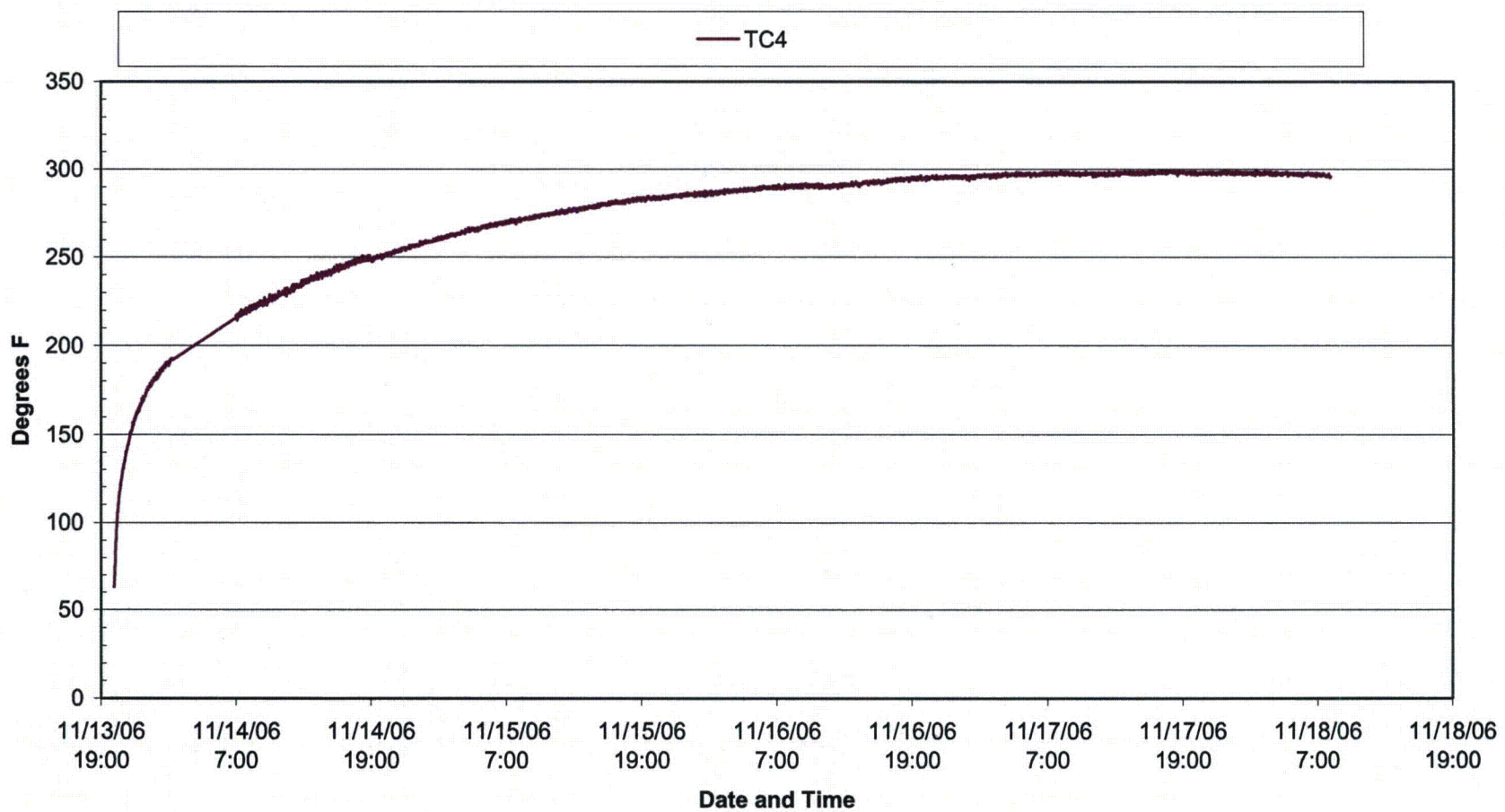
Revision 0

Appendix E

Page No. 4 of 20

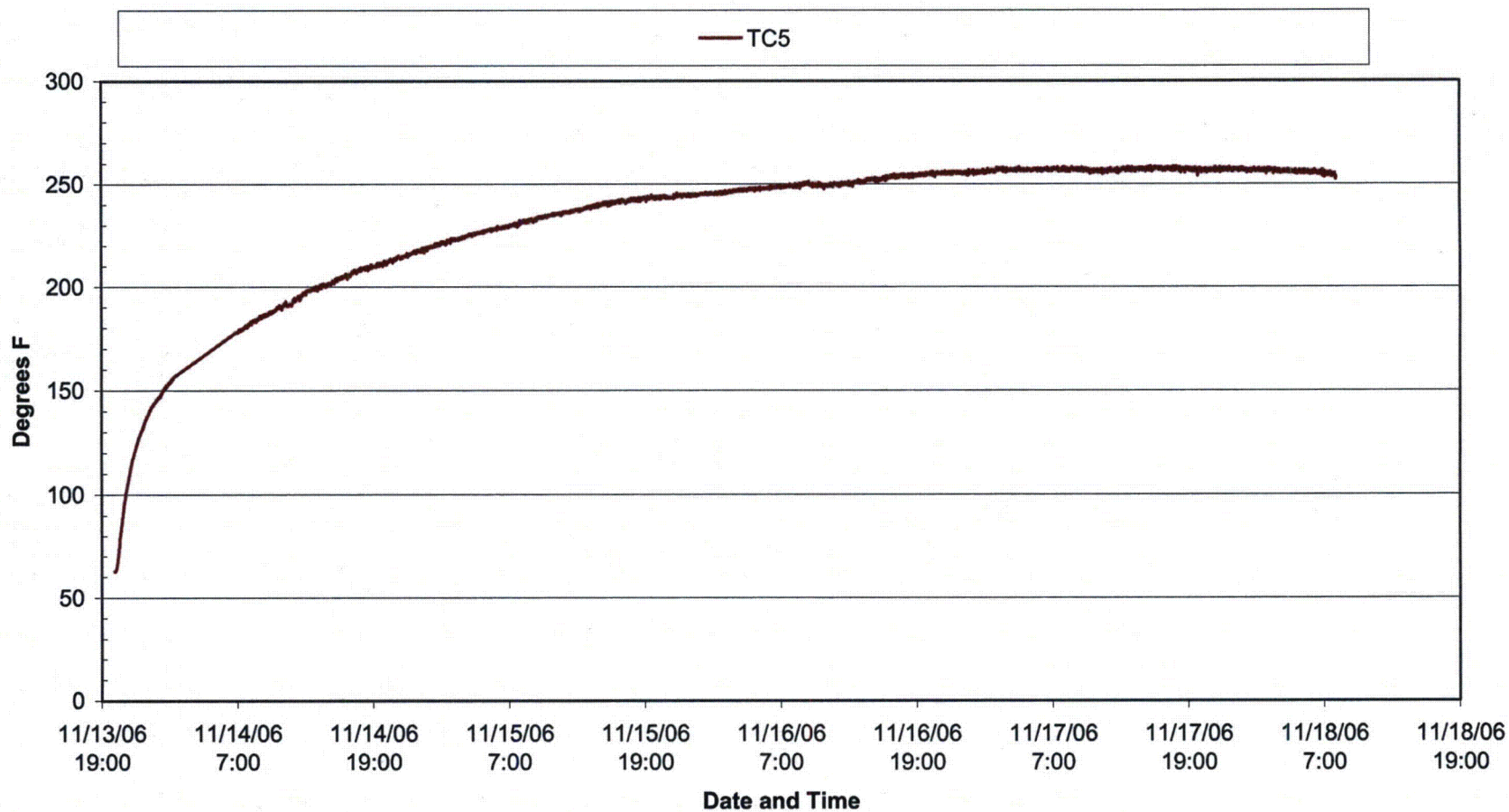


Ranor PO#108533 MJO # 63001-07N
AOS-265 Cask Thermal Test
TC 4 located on bottom inside of top cover of cask and centered





Ranor PO#108533 MJO # 63001-07N
AOS-265 Cask Thermal Test
TC 5 located on top outside of top cover of cask and centered



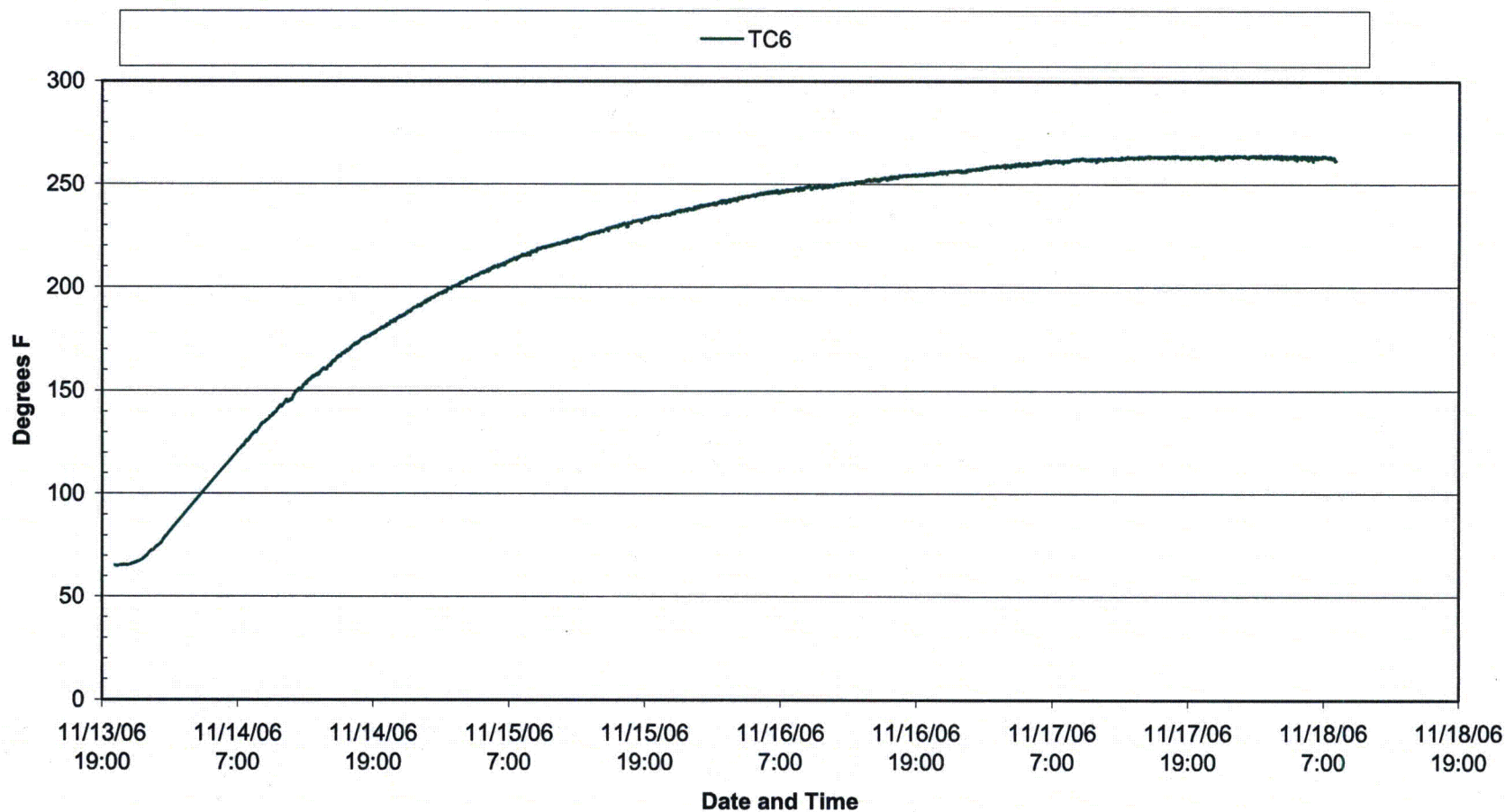
Test Report No. TR63001-07N
Revision 0
Appendix D
Page No. 6 of 20



Ranor PO#108533 MJO # 63001-07N

AOS-265 Cask Thermal Test

TC 6 located on outside wall of cask 29.75 inches down from top at 0 degree plane.



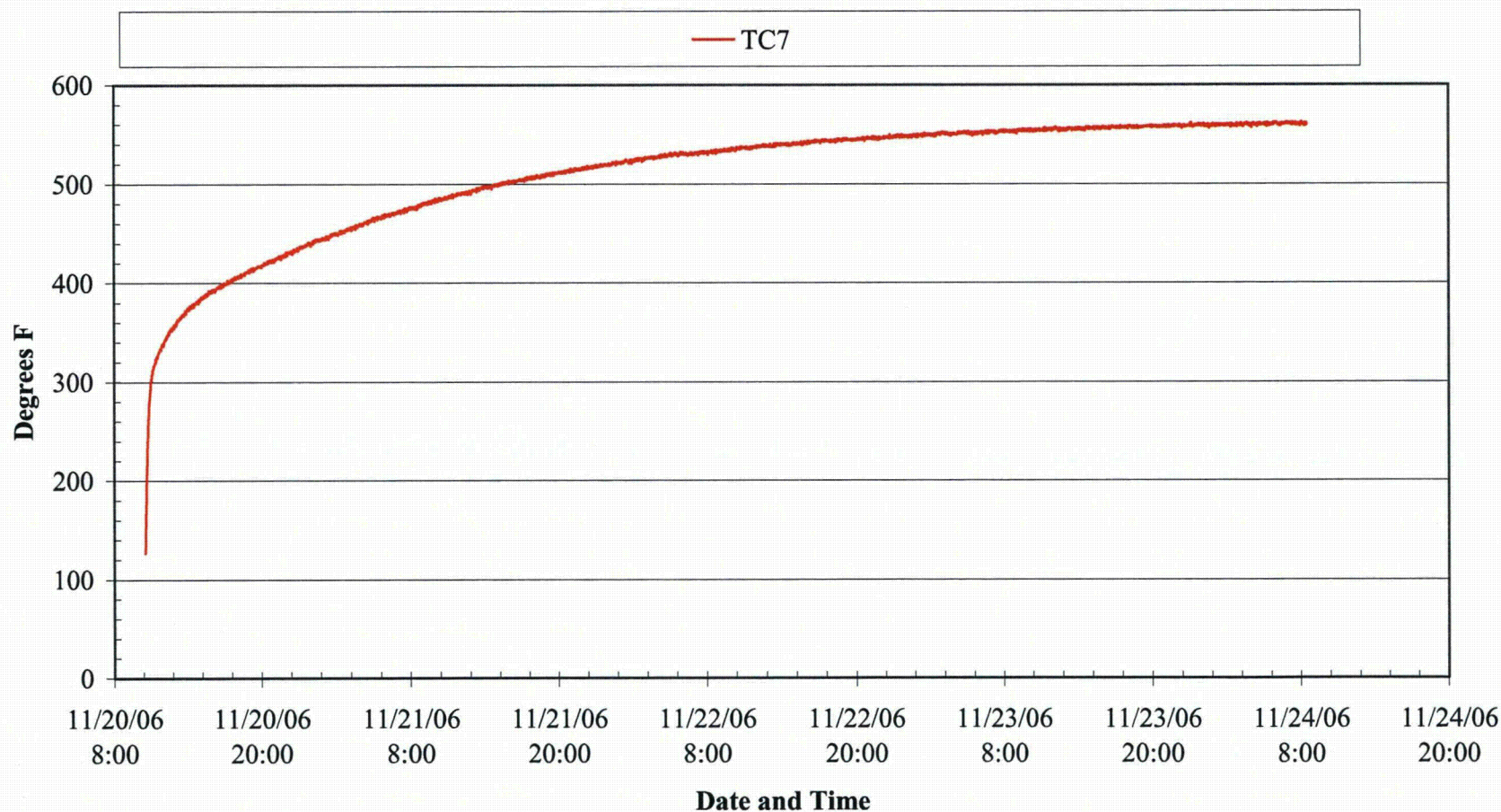


Ranor PO#108533 MJO # 63001-07N

Restart

AOS-265 Cask Thermal Test

TC 7 located on inside wall of cask 29.75 inches down from top at 0 degree plane.



Test Report No. TR63001-07N

Revision 0

Appendix E

Page No. 8 of 20

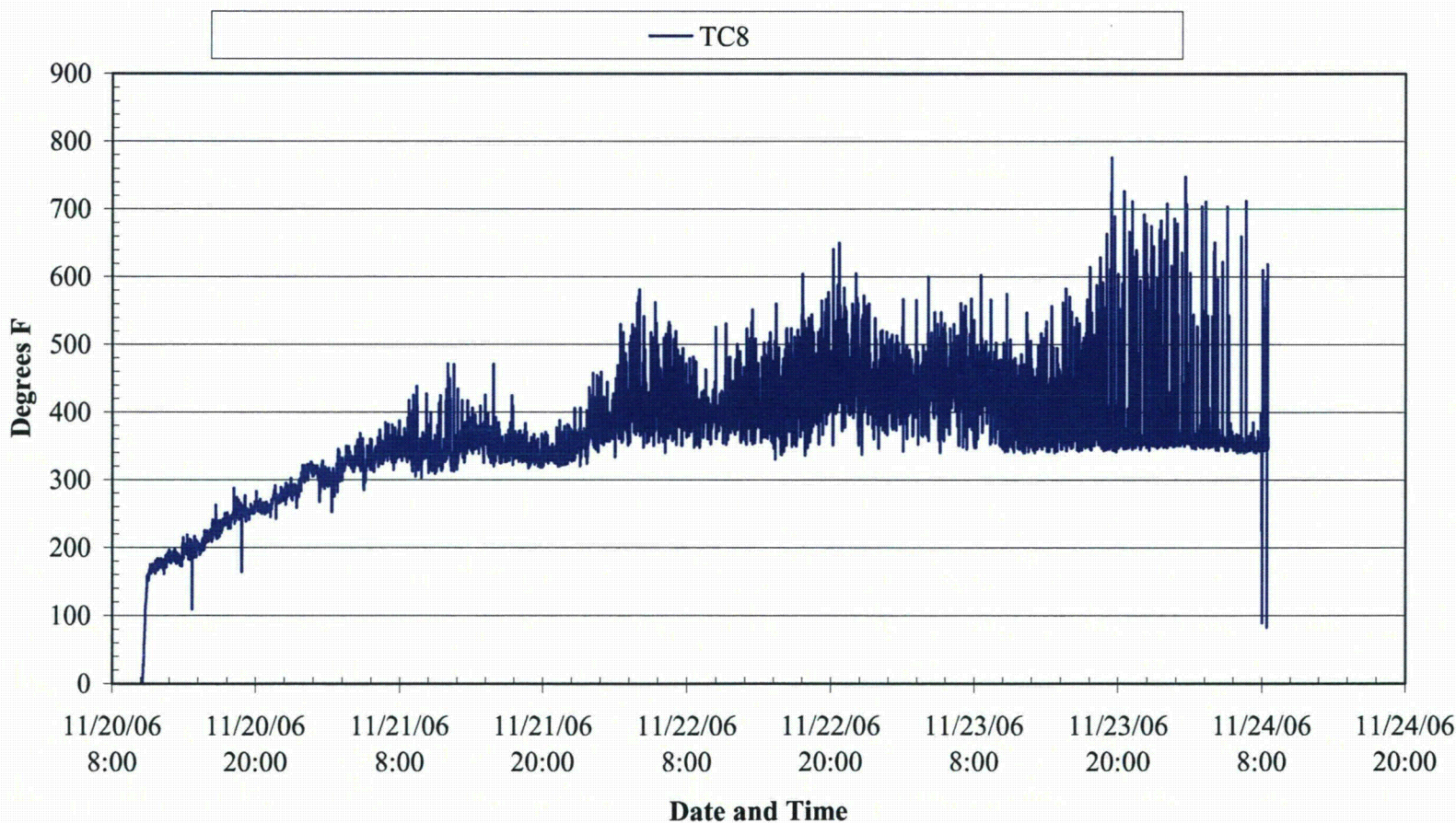
Ranor PO#108533 MJO # 63001-07N

Restart

AOS-265 Cask Thermal Test

TC 8 located on inside wall of cask 29.75 inches down from top at 180 degree plane.

NOTE TC 8 went bad



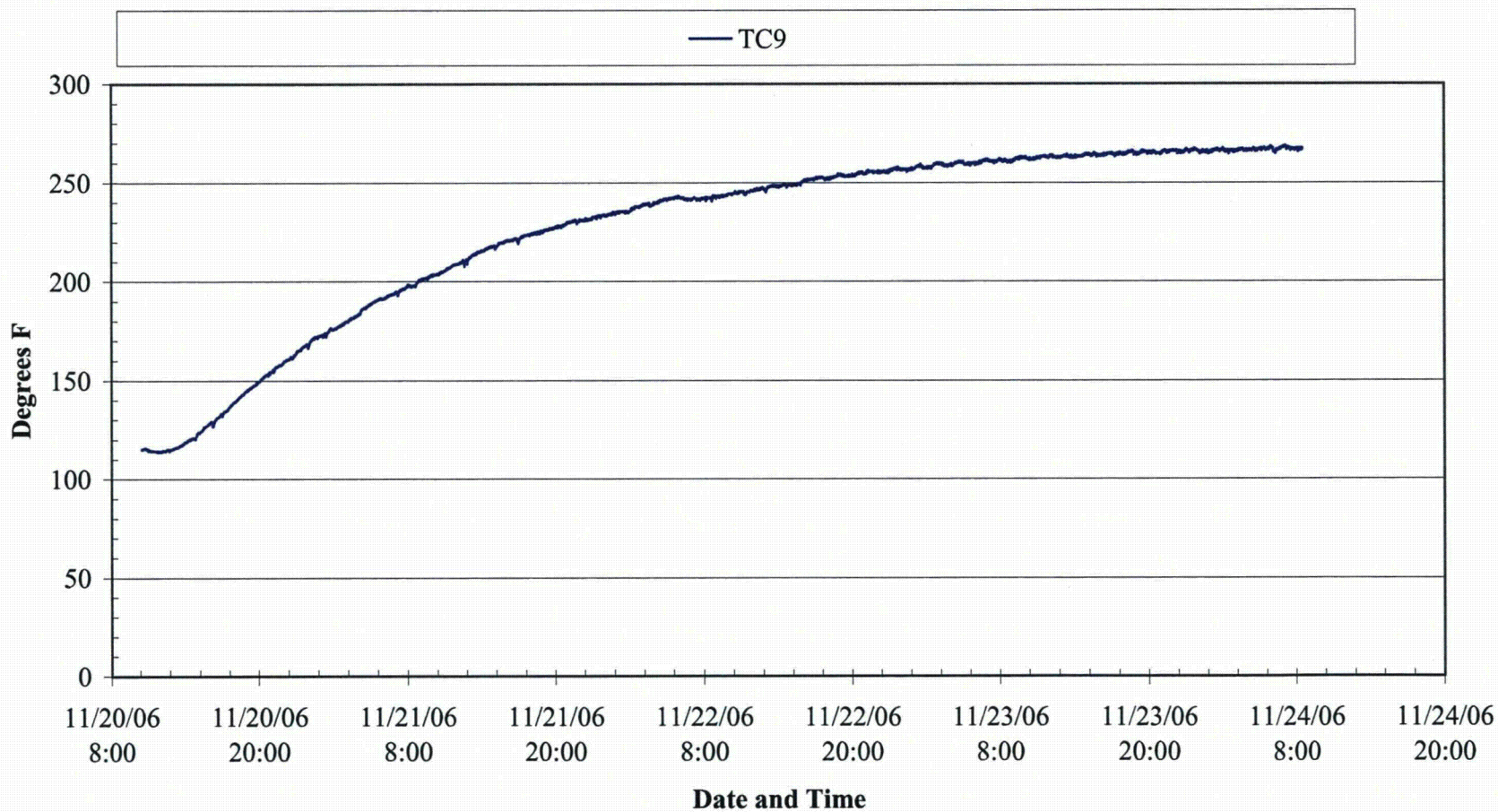


Ranor PO#108533 MJO # 63001-07N

Restart

AOS-265 Cask Thermal Test

TC 9 located on outside wall of cask 29.75 inches down from top at 180 degree plane.



Test Report No. TR63001-07N

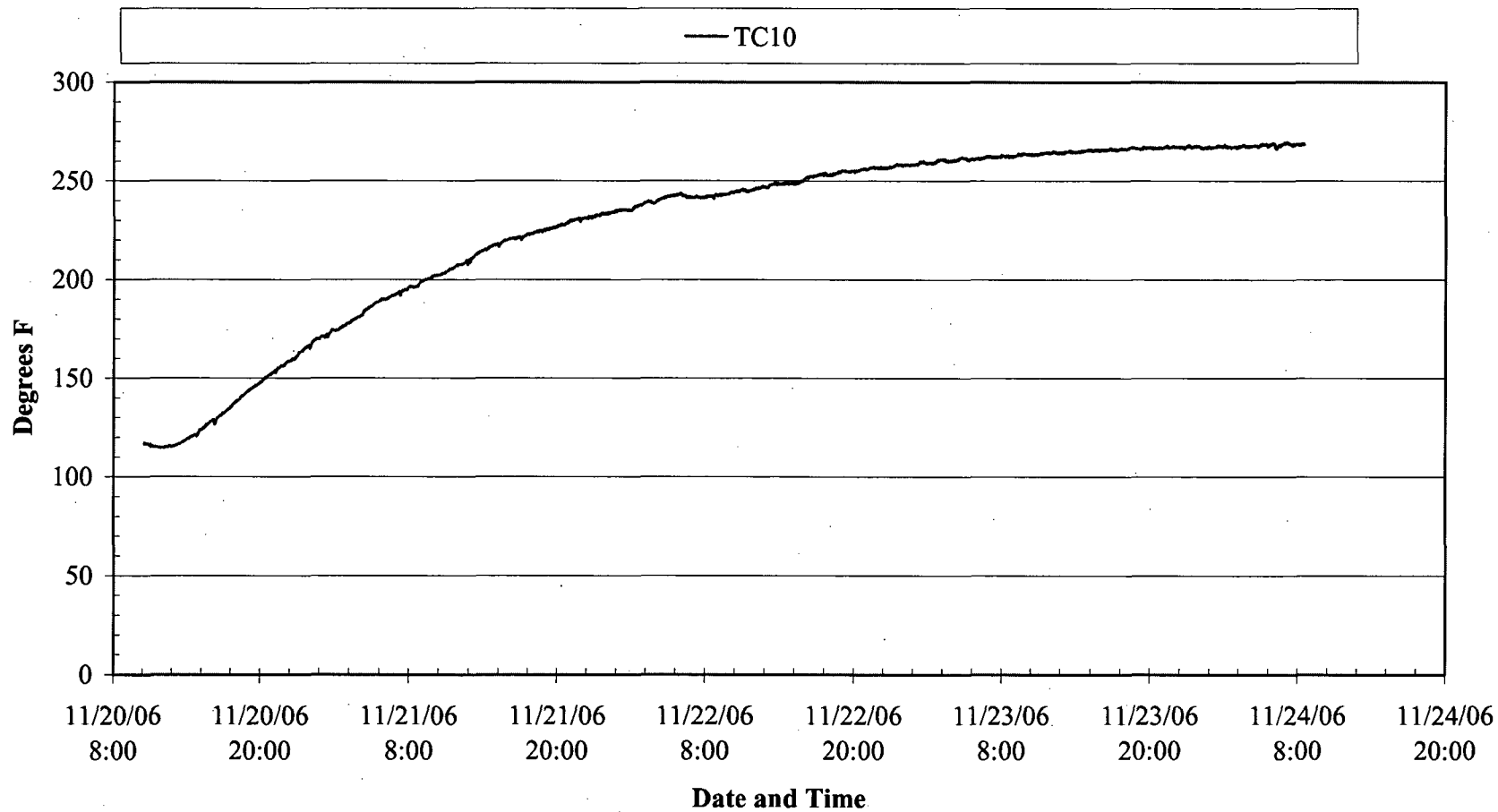
Revision 0

Appendix E

Page No. 10 of 20

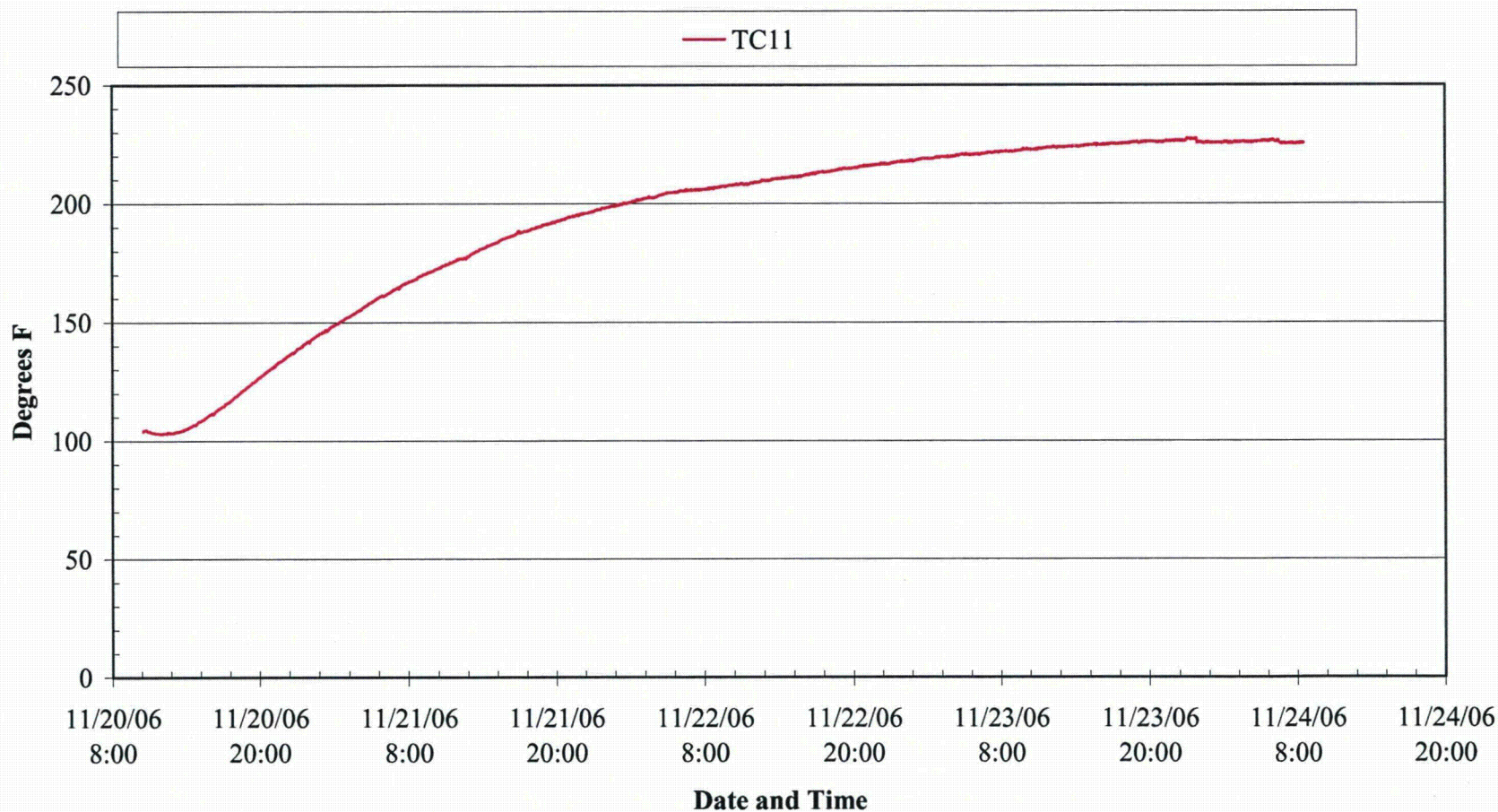


Ranor PO#108533 MJO # 63001-07N
Restart
AOS-265 Cask Thermal Test
TC 10 located just inside lower through port.



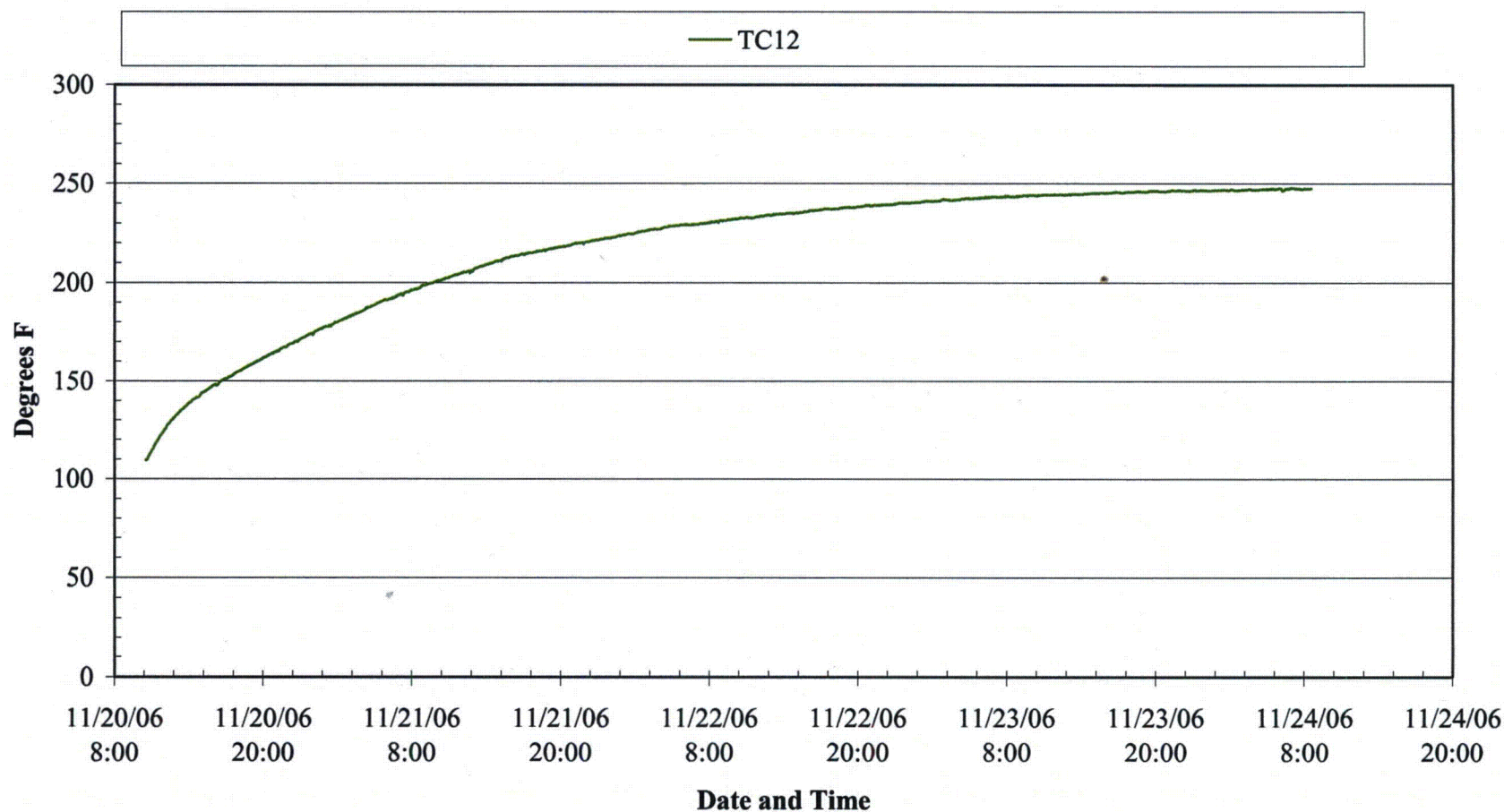


Ranor PO#108533 MJO # 63001-07N
Restart
AOS-265 Cask Thermal Test
TC 11 located just inside upper through port.





Ranor PO#108533 MJO # 63001-07N
Restart
AOS-265 Cask Thermal Test
TC 12 located on outside of top cover in port hole.



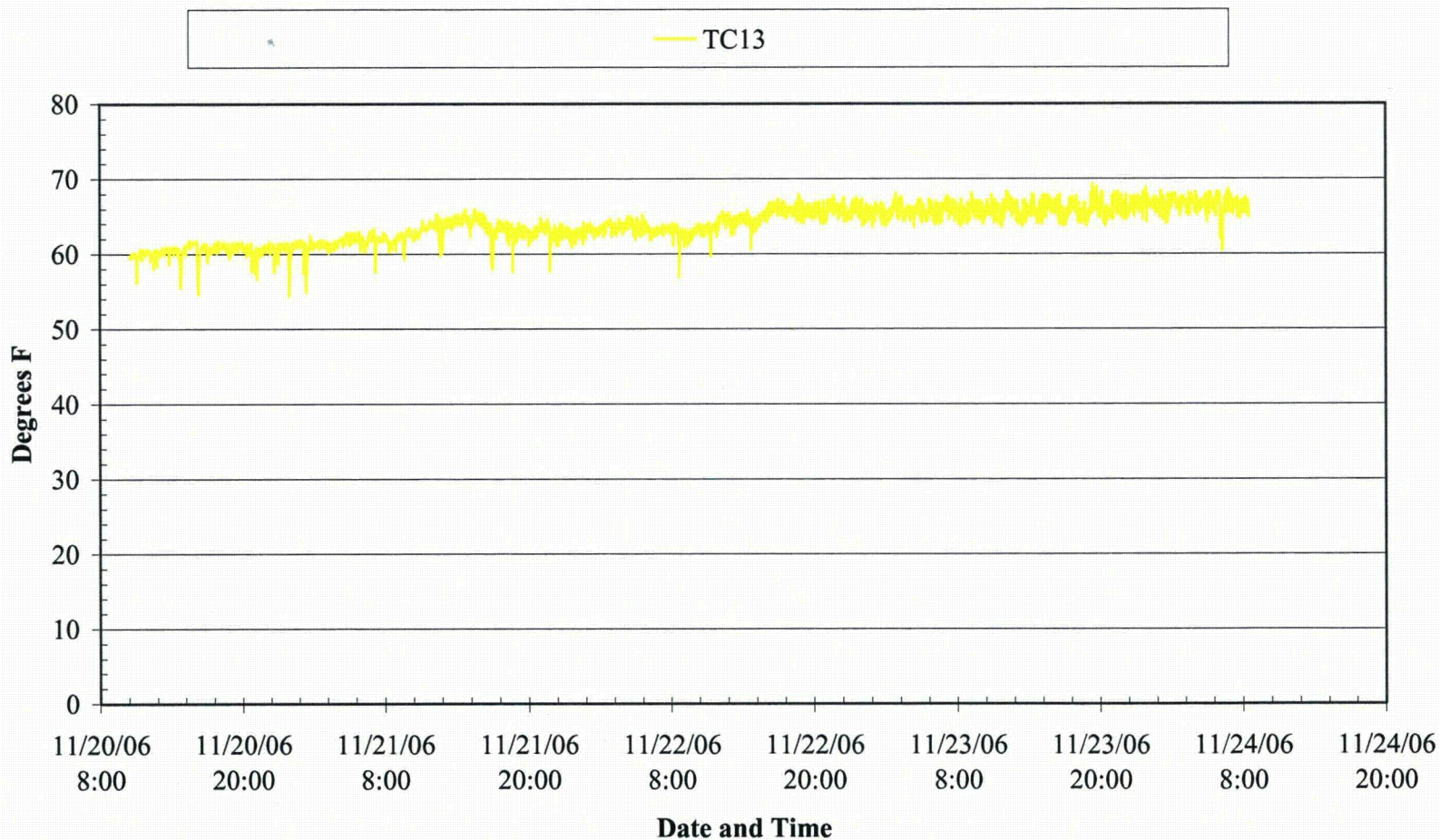


Ranor PO#108533 MJO # 63001-07N

Restart

AOS-265 Cask Thermal Test

TC 13 located in ambient air 9.3 inches down from top of cask and 12 inches from side at 0 degree plane.



Test Report No. TR63001-07N

Revision 0

Appendix E

Page No. 14 of 20

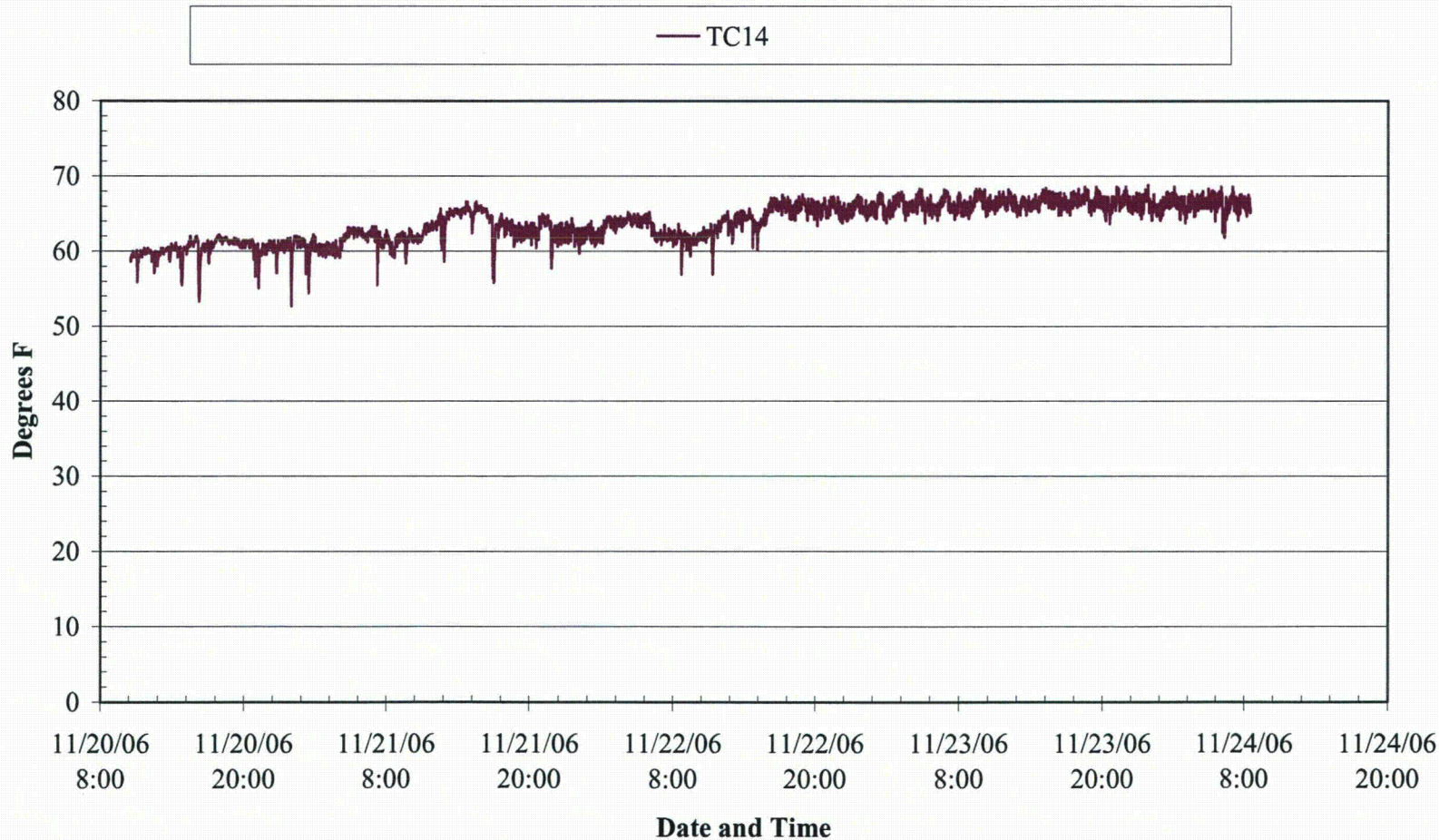


Ranor PO#108533 MJO # 63001-07N

Restart

AOS-265 Cask Thermal Test

TC 14 located in ambient air 9.3 inches down from top of cask and 12 inches from side at 180 degree plane.



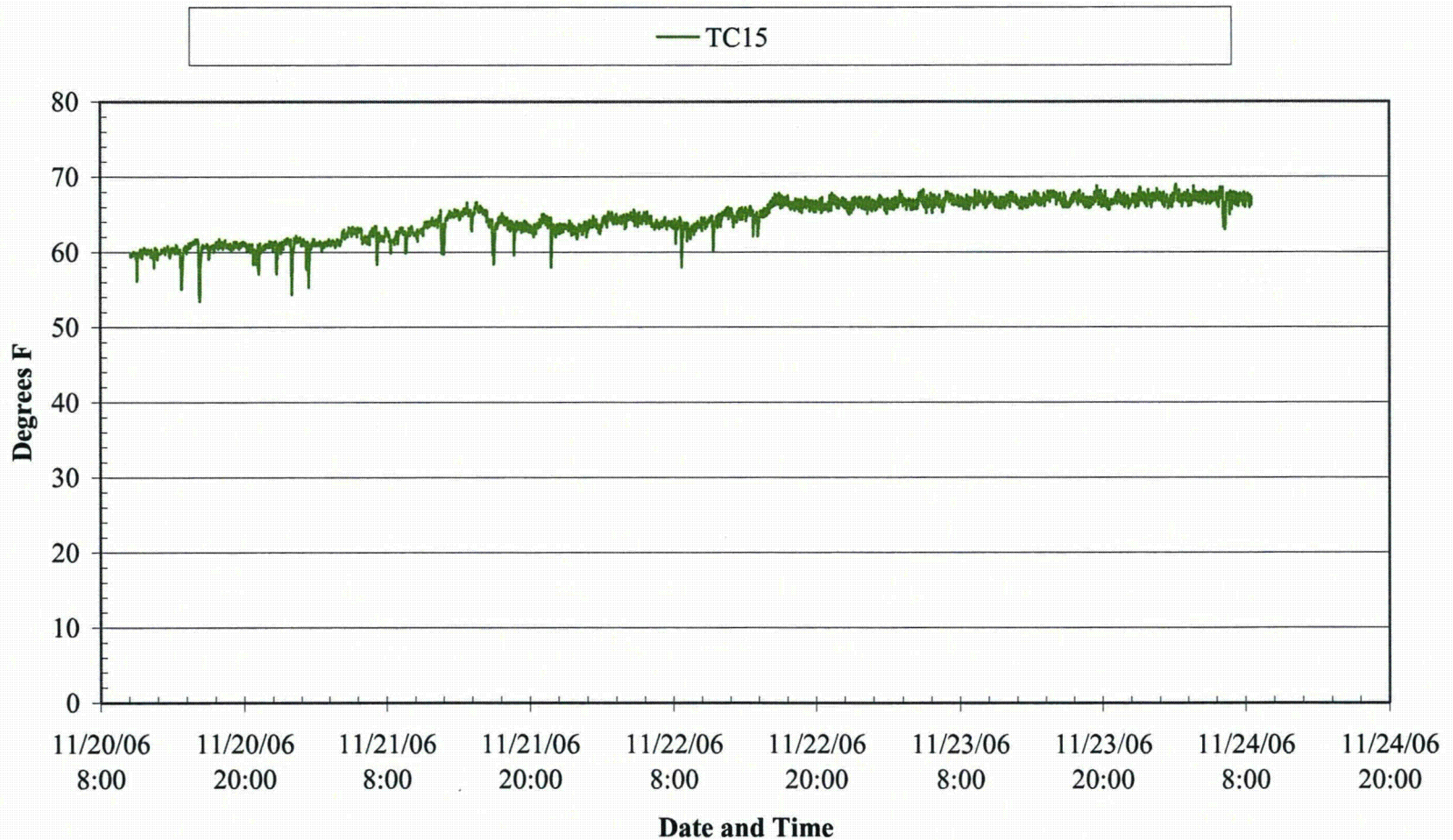


Ranor PO#108533 MJO # 63001-07N

Restart

AOS-265 Cask Thermal Test

TC 15 located in ambient air 50.1 inches down from top of cask and 12 inches from side at 0 degree plane.



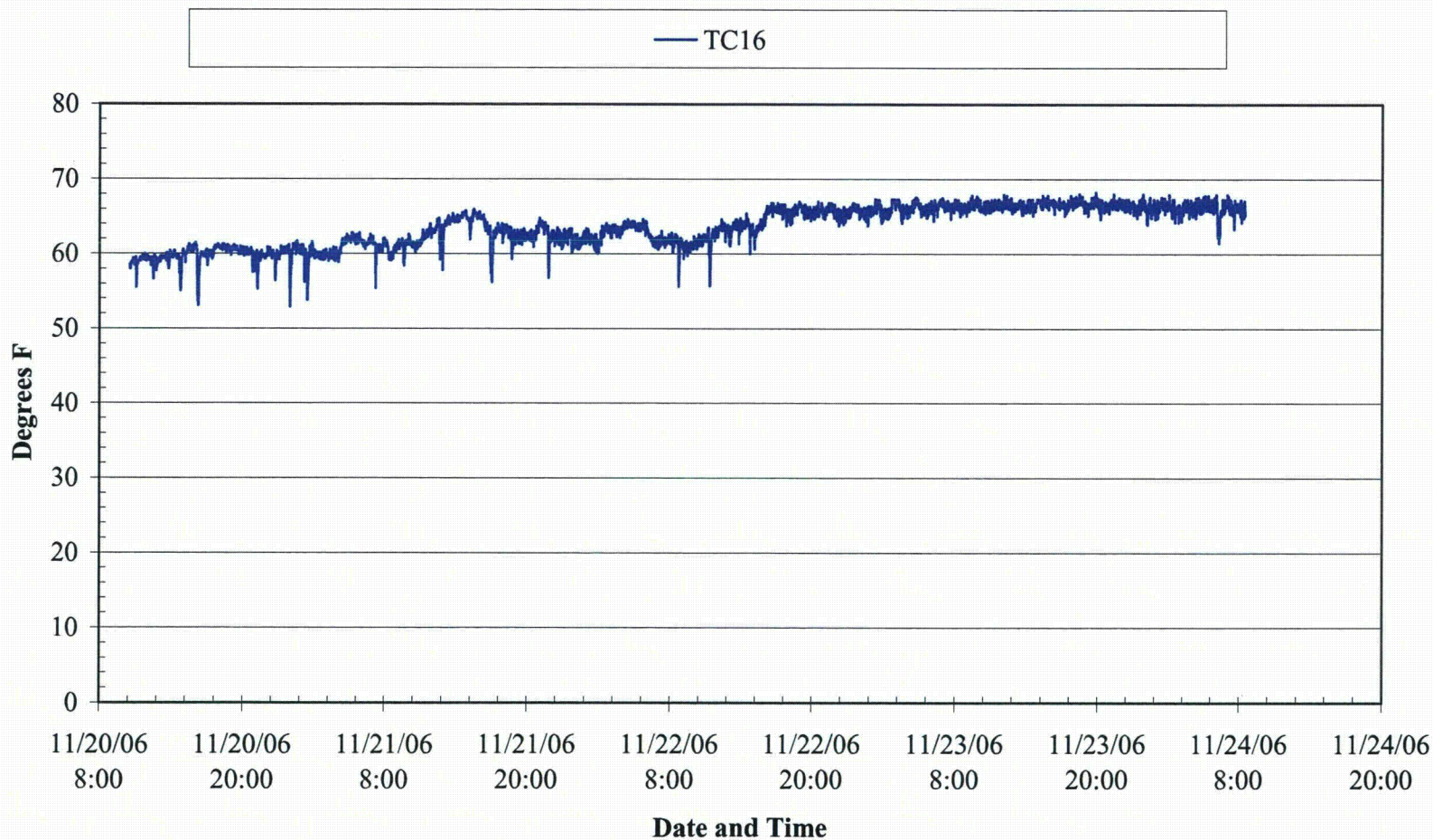


Ranor PO#108533 MJO # 63001-07N

Restart

AOS-265 Cask Thermal Test

TC 16 located in ambient air 50.1 inches down from top of cask and 12 inches from side at 180 degree plane.

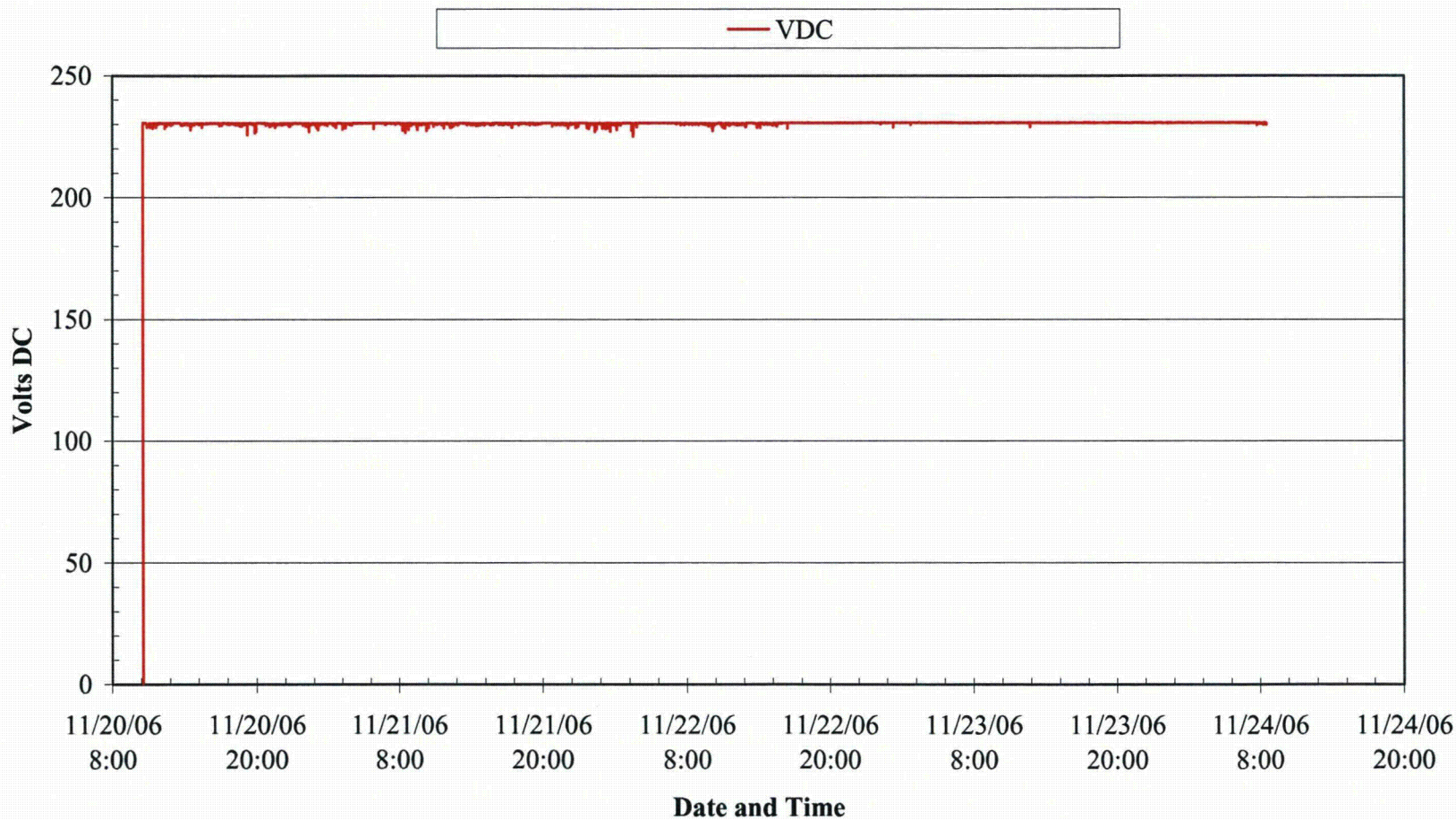




Ranor PO#108533 MJO # 63001-07N

Restart

AOS-265 Cask Thermal Test



Test Report No. TR63001-07N

Revision 0

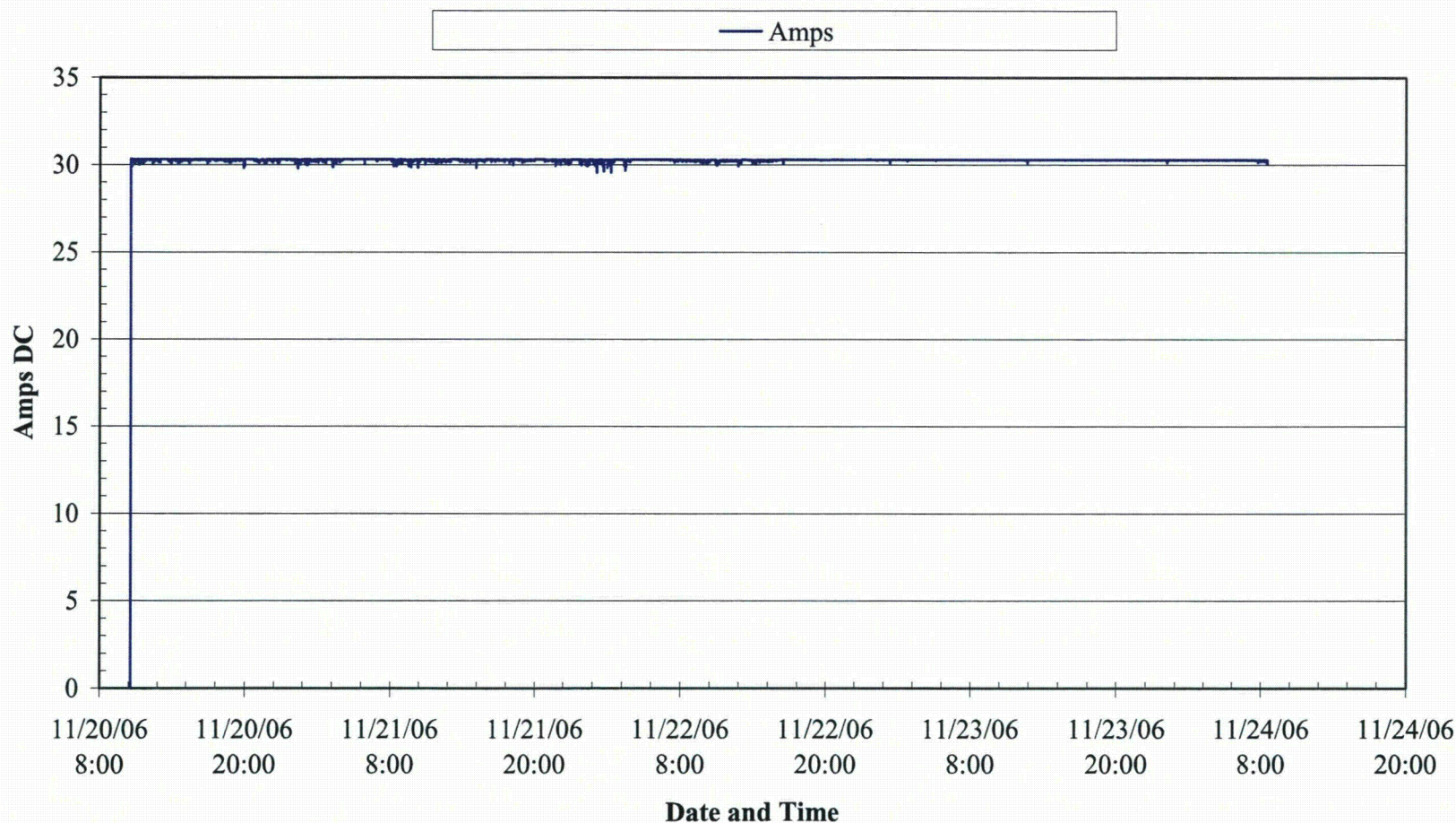
Appendix E

Page No. 18 of 20

Ranor PO#108533 MJO # 63001-07N

Restart

AOS-265 Cask Thermal Test

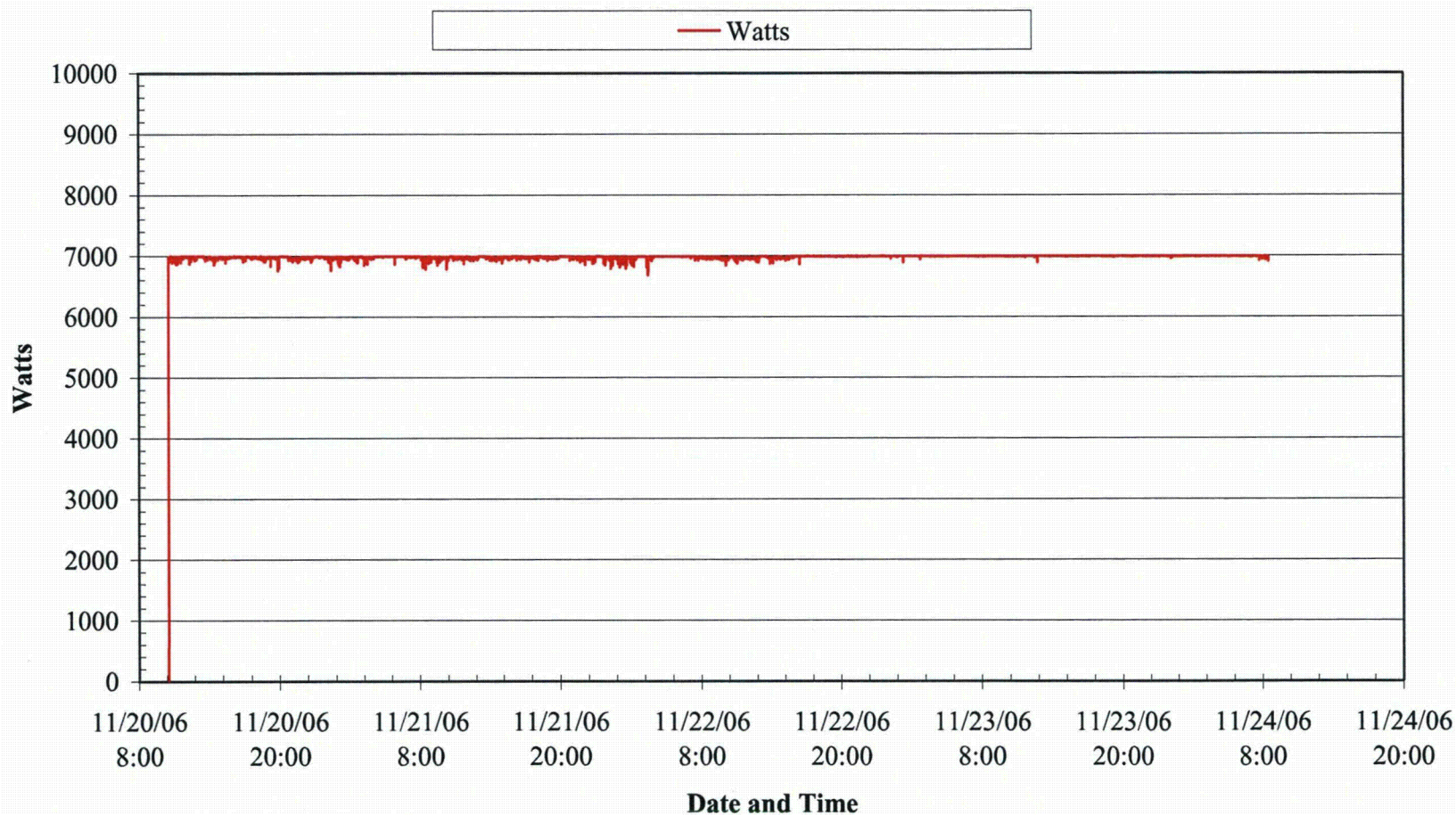




Ranor PO#108533 MJO # 63001-07N

Restart

AOS-265 Cask Thermal Test



Test Report No. TR63001-07N

Revision 0

Appendix E

Page No. 20 of 20



APPENDIX F

Heat Decay Data Charts

Test Report No. TR63001-07N

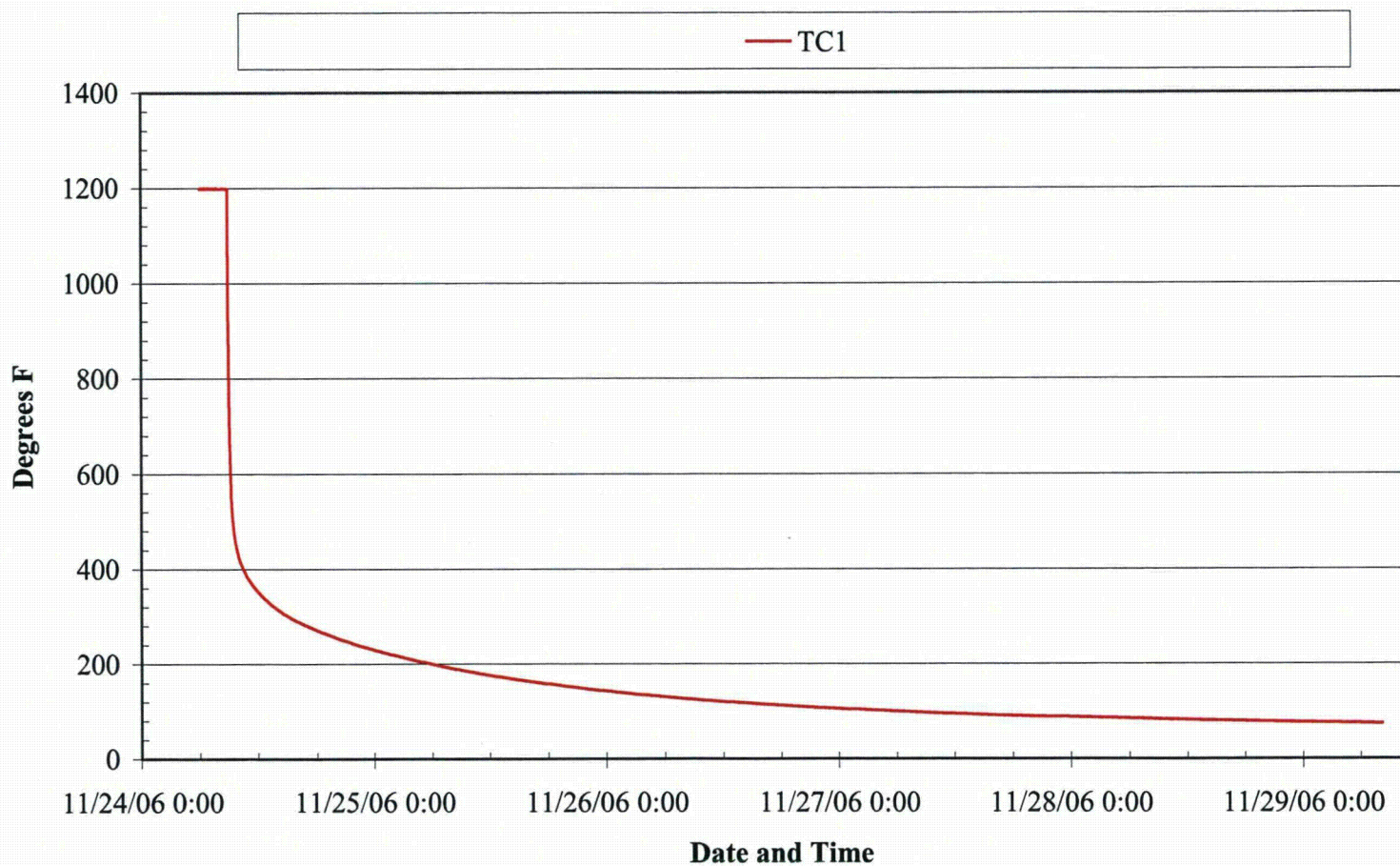
Revision 0

Appendix F

Page No. 1 of 20

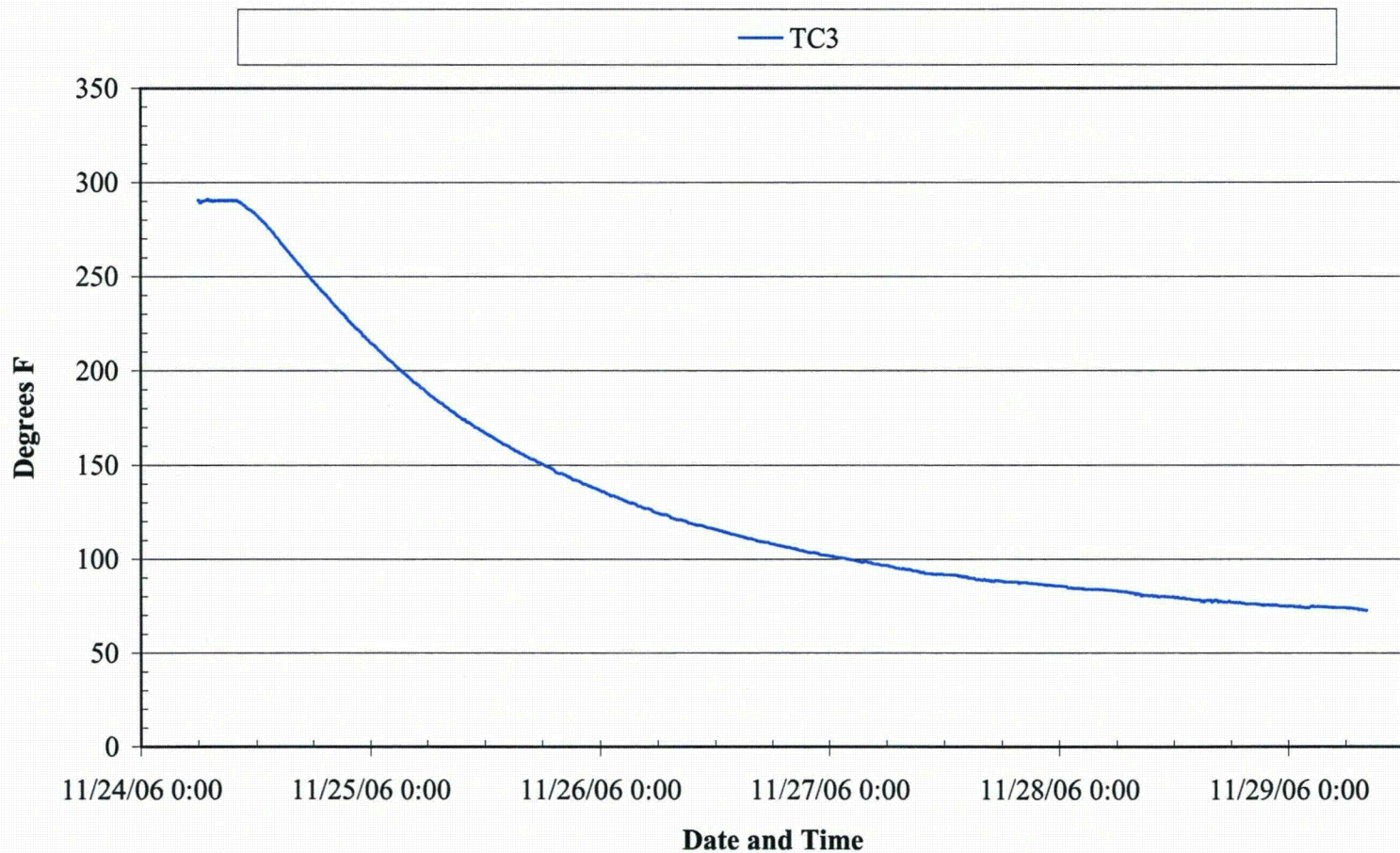


Ranor PO#108533 MJO # 63001-07N
Heat Decay Test
AOS-265 Cask Thermal Test
TC 1 located in the middle well tube of heater



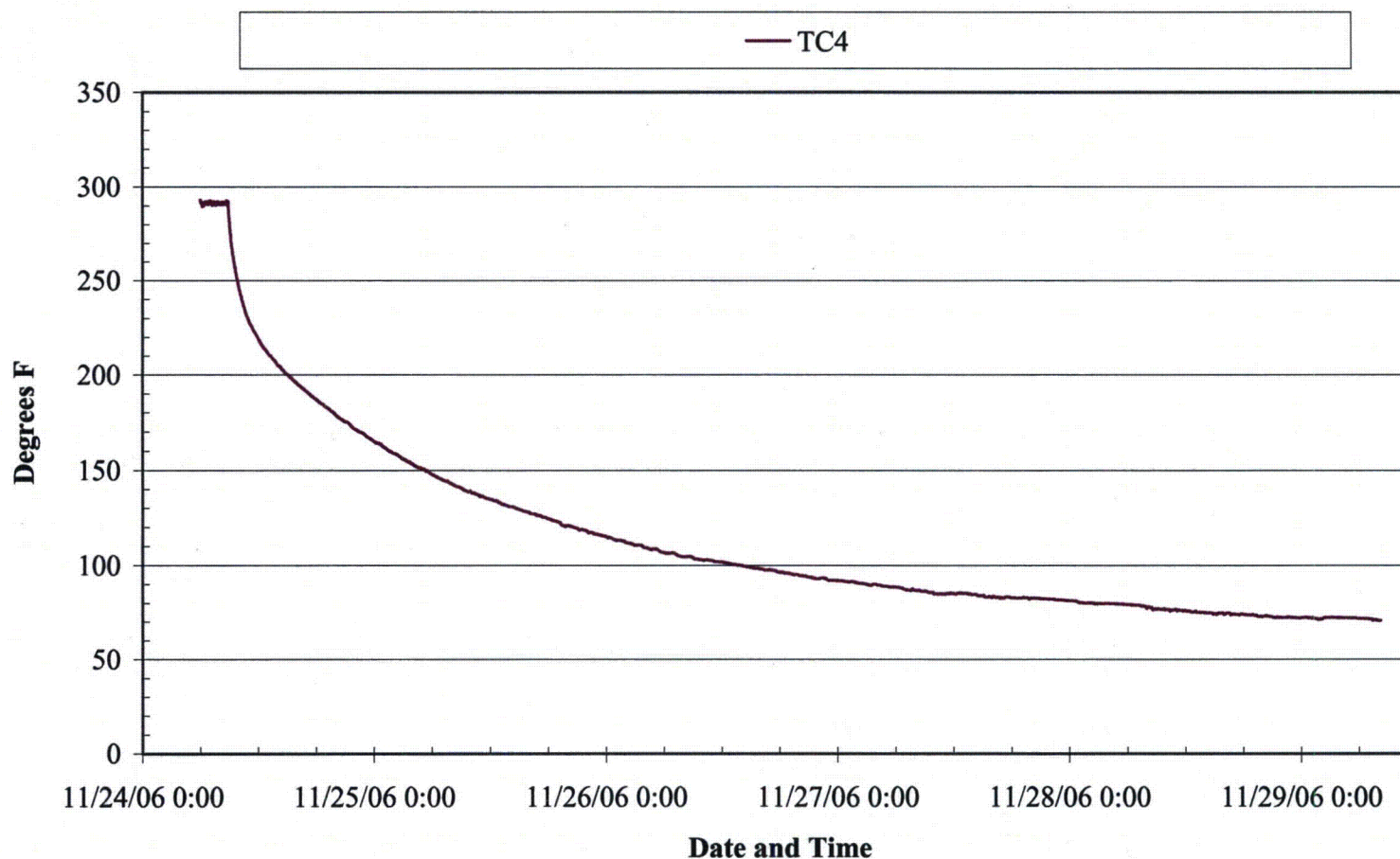


Ranor PO#108533 MJO # 63001-07N
Heat Decay Test
AOS-265 Cask Thermal Test
TC 3 located on bottom outside of cask and centered





Ranor PO#108533 MJO # 63001-07N
Heat Decay Test
AOS-265 Cask Thermal Test
TC 4 located on bottom inside of top cover of cask and centered



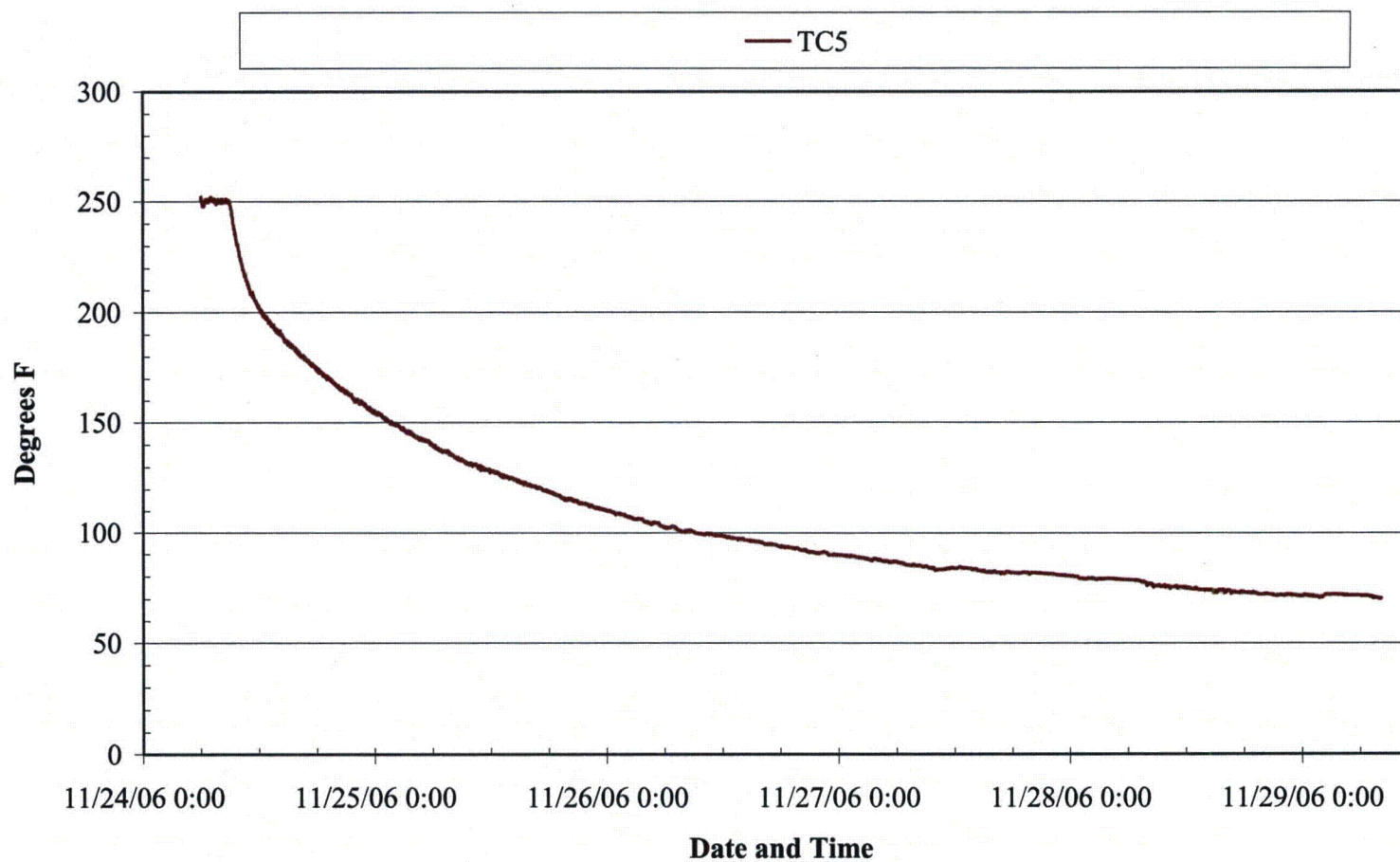


Ranor PO#108533 MJO # 63001-07N

Heat Decay Test

AOS-265 Cask Thermal Test

TC 5 located on top outside of top cover of cask and centered



Test Report No. TR63001-07N

Revision 0

Appendix F

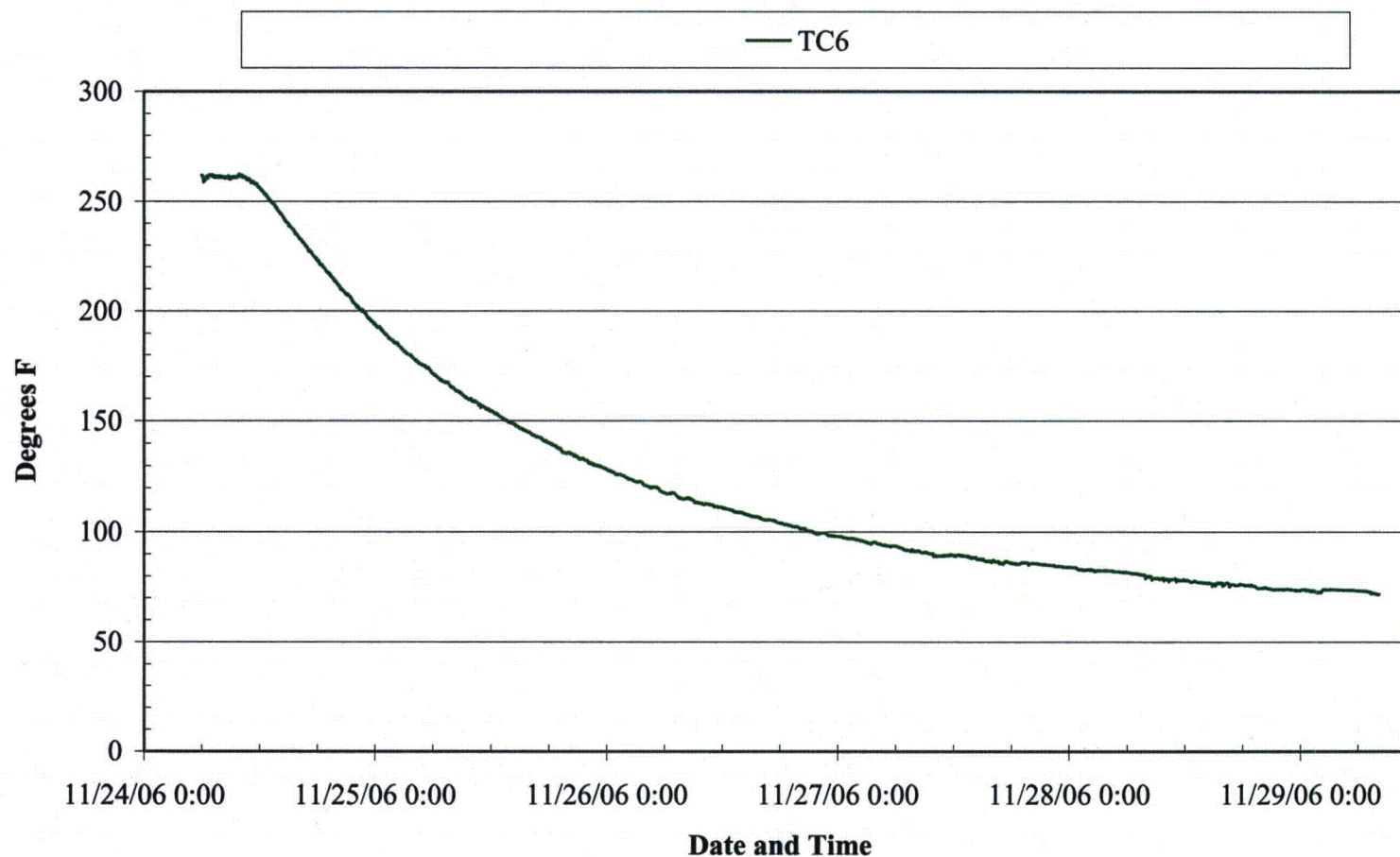
Page No. 6 of 20

Ranor PO#108533 MJO # 63001-07N

Heat Decay Test

AOS-265 Cask Thermal Test

TC 6 located on outside wall of cask 29.75 inches down from top at 0 degree plane.



Test Report No. TR63001-07N
 Revision 0
 Appendix F
 Page No. 7 of 20

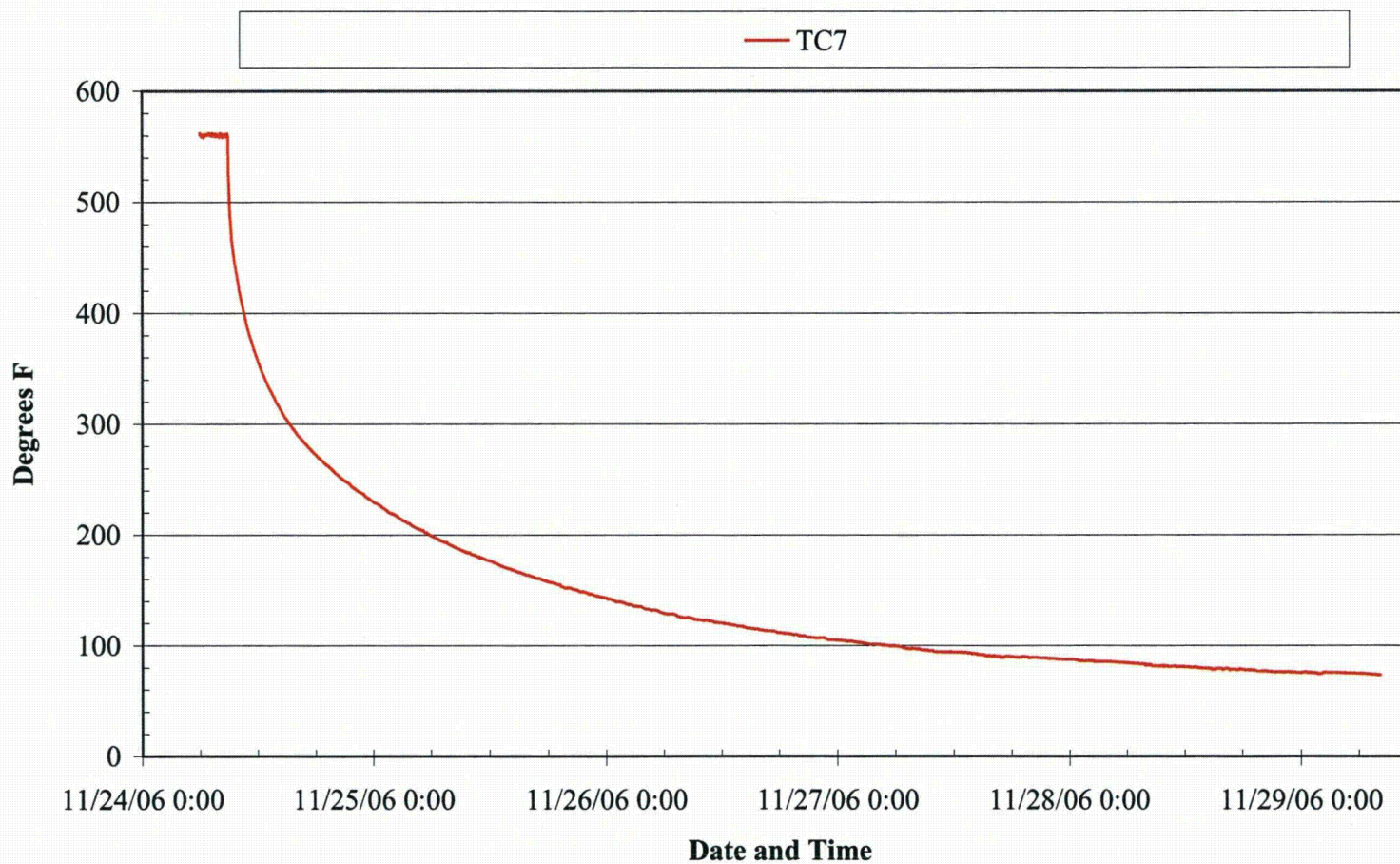


Ranor PO#108533 MJO # 63001-07N

Heat Decay Test

AOS-265 Cask Thermal Test

TC 7 located on inside wall of cask 29.75 inches down from top at 0 degree plane.



Test Report No. TR63001-07N

Revision 0

Appendix F

Page No. 8 of 20



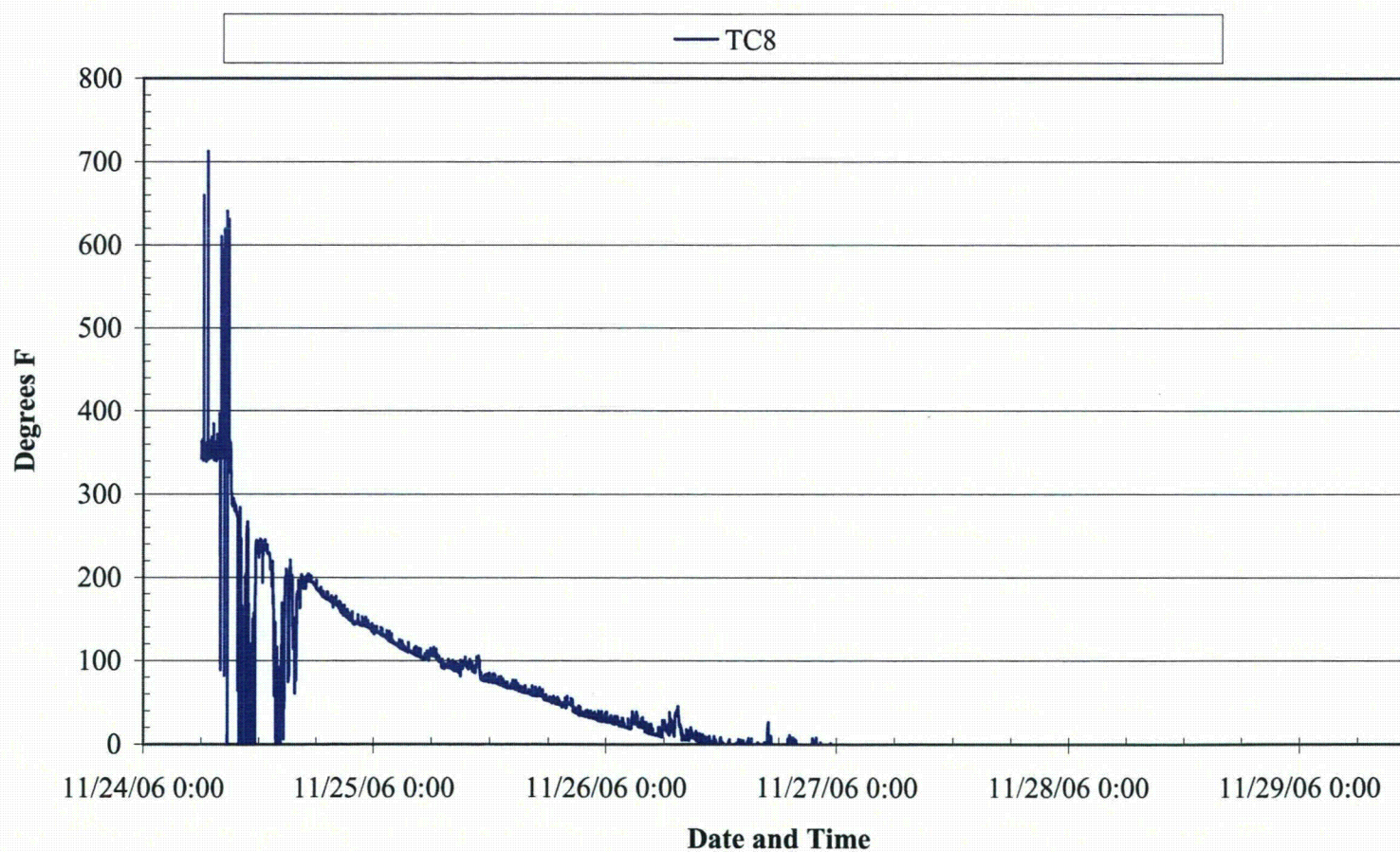
Ranor PO#108533 MJO # 63001-07N

Heat Decay Test

AOS-265 Cask Thermal Test

TC 8 located on inside wall of cask 29.75 inches down from top at 180 degree plane.

NOTE TC 8 went bad



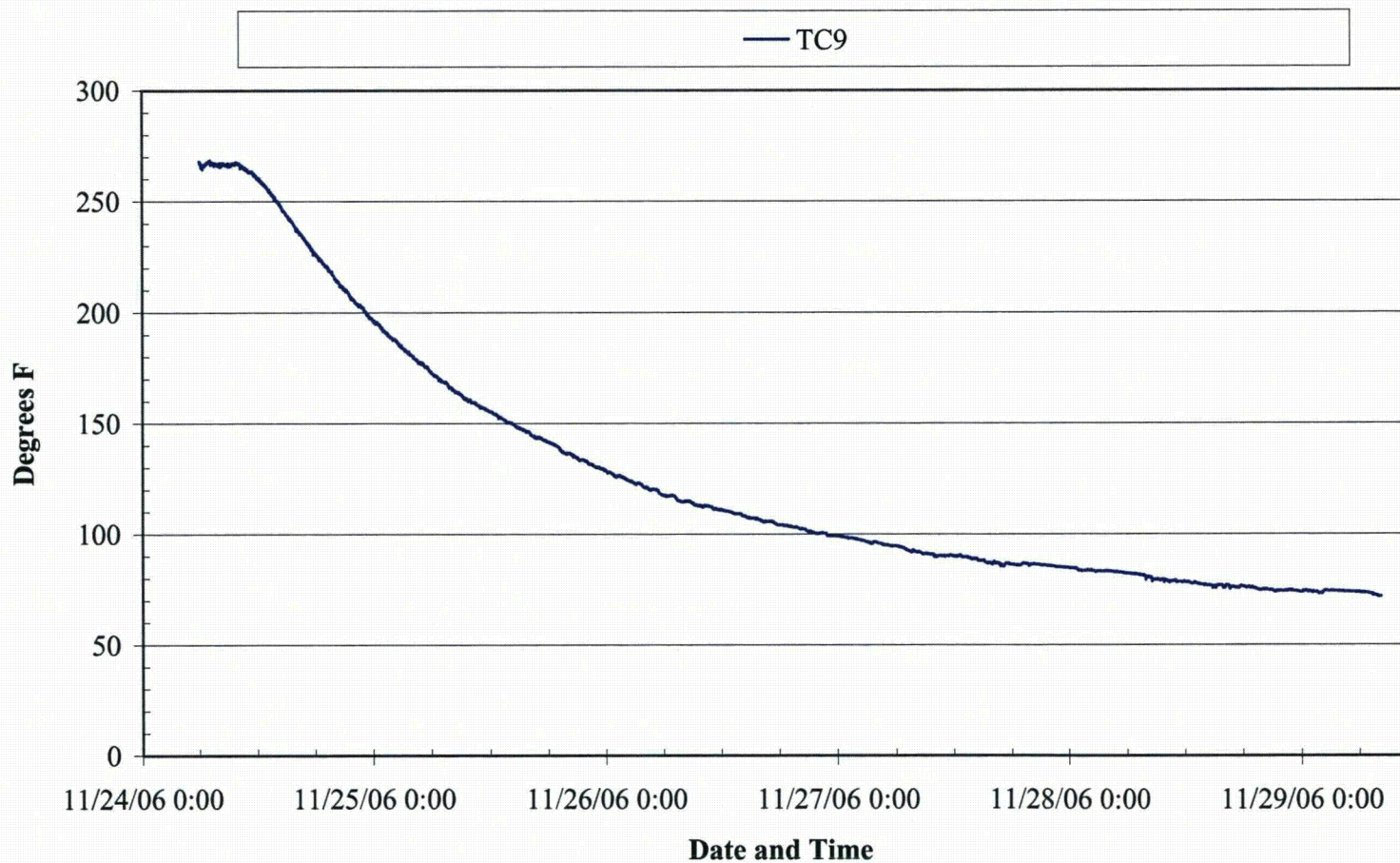


Ranor PO#108533 MJO # 63001-07N

Heat Decay Test

AOS-265 Cask Thermal Test

TC 9 located on outside wall of cask 29.75 inches down from top at 180 degree plane.



Test Report No. TR63001-07N

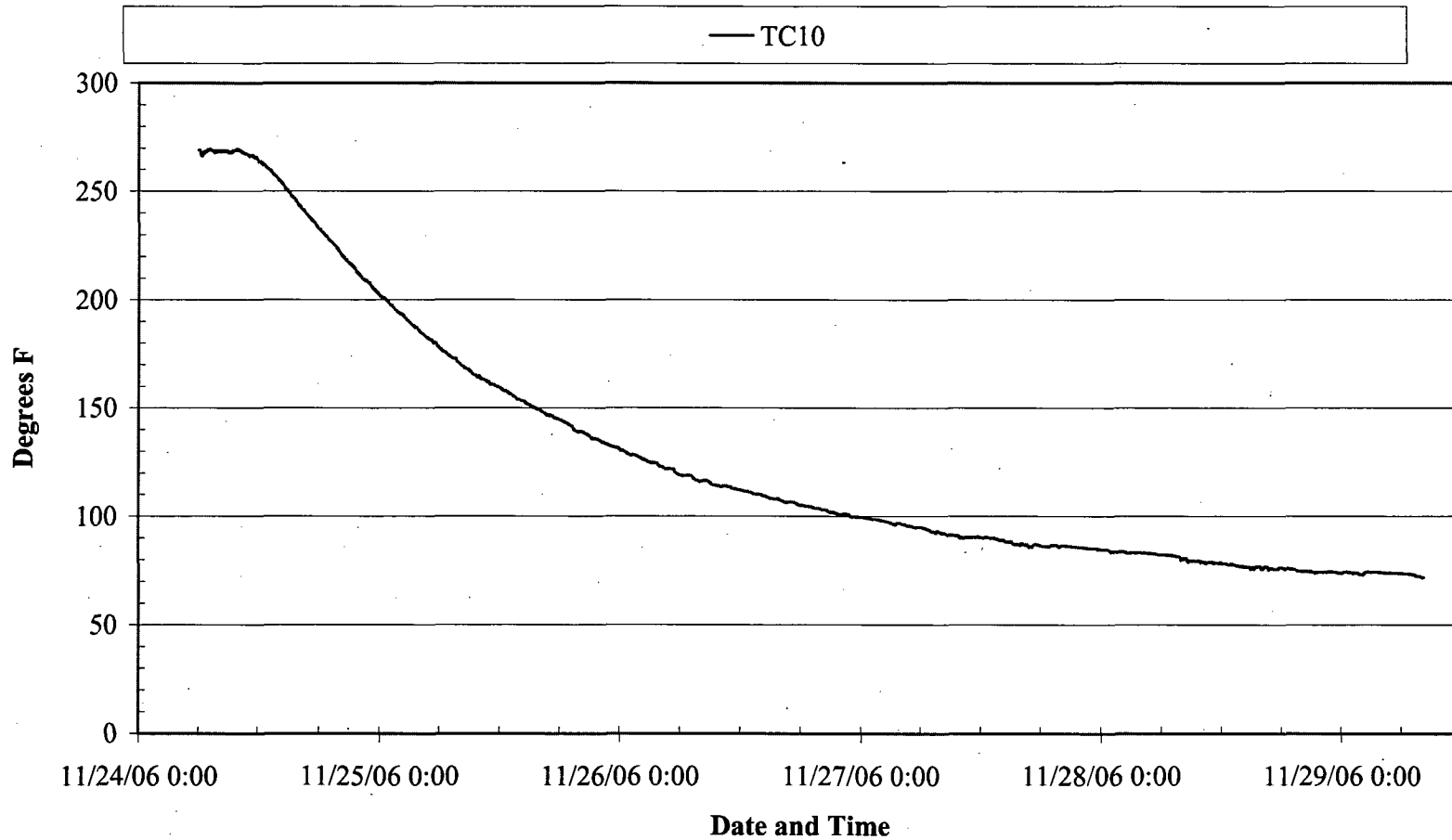
Revision 0

Appendix F

Page No. 10 of 20

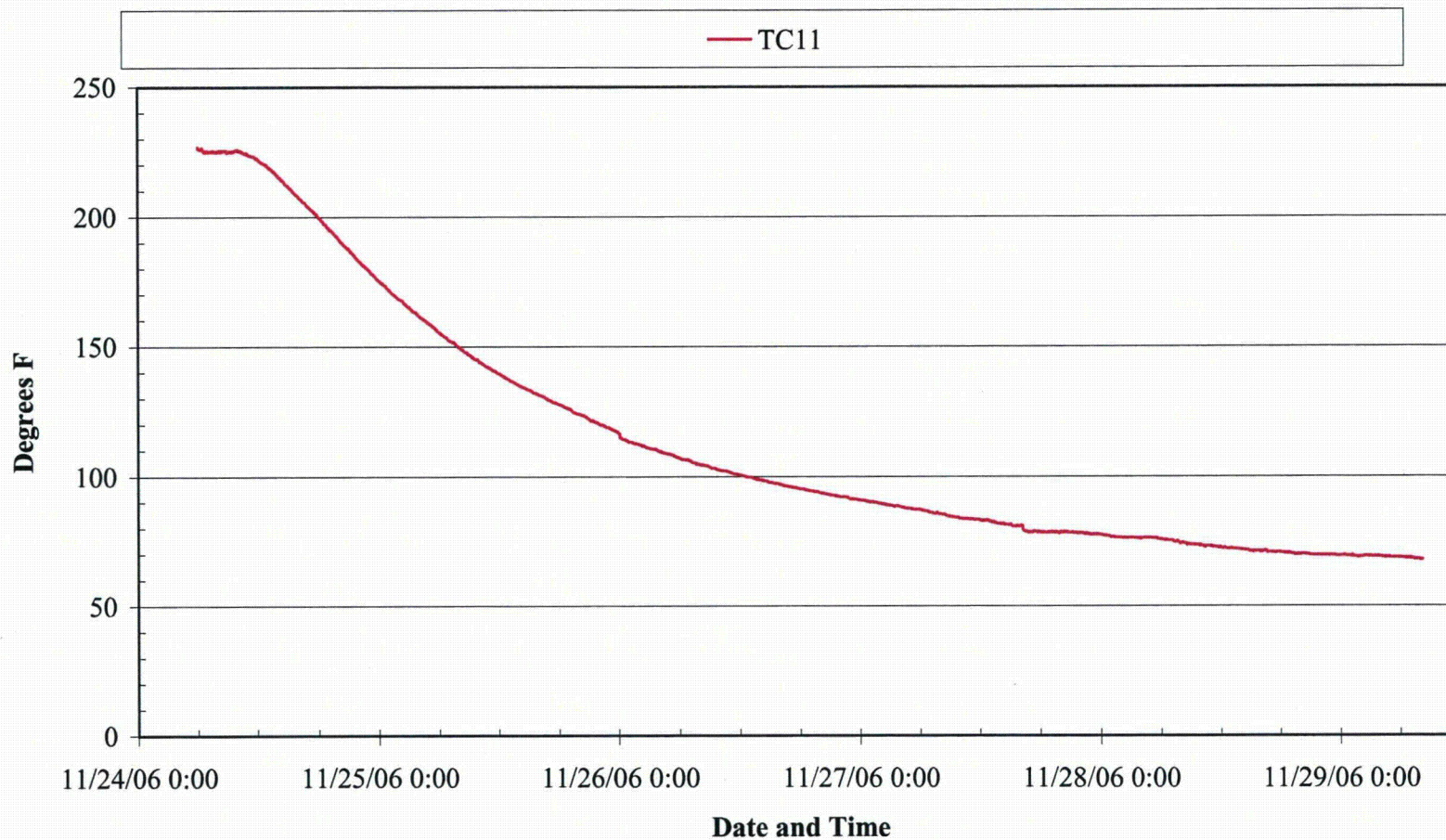


Ranor PO#108533 MJO # 63001-07N
Heat Decay Test
AOS-265 Cask Thermal Test
TC 10 located just inside lower through port.





Ranor PO#108533 MJO # 63001-07N
Heat Decay Test
AOS-265 Cask Thermal Test
TC 11 located just inside upper through port.

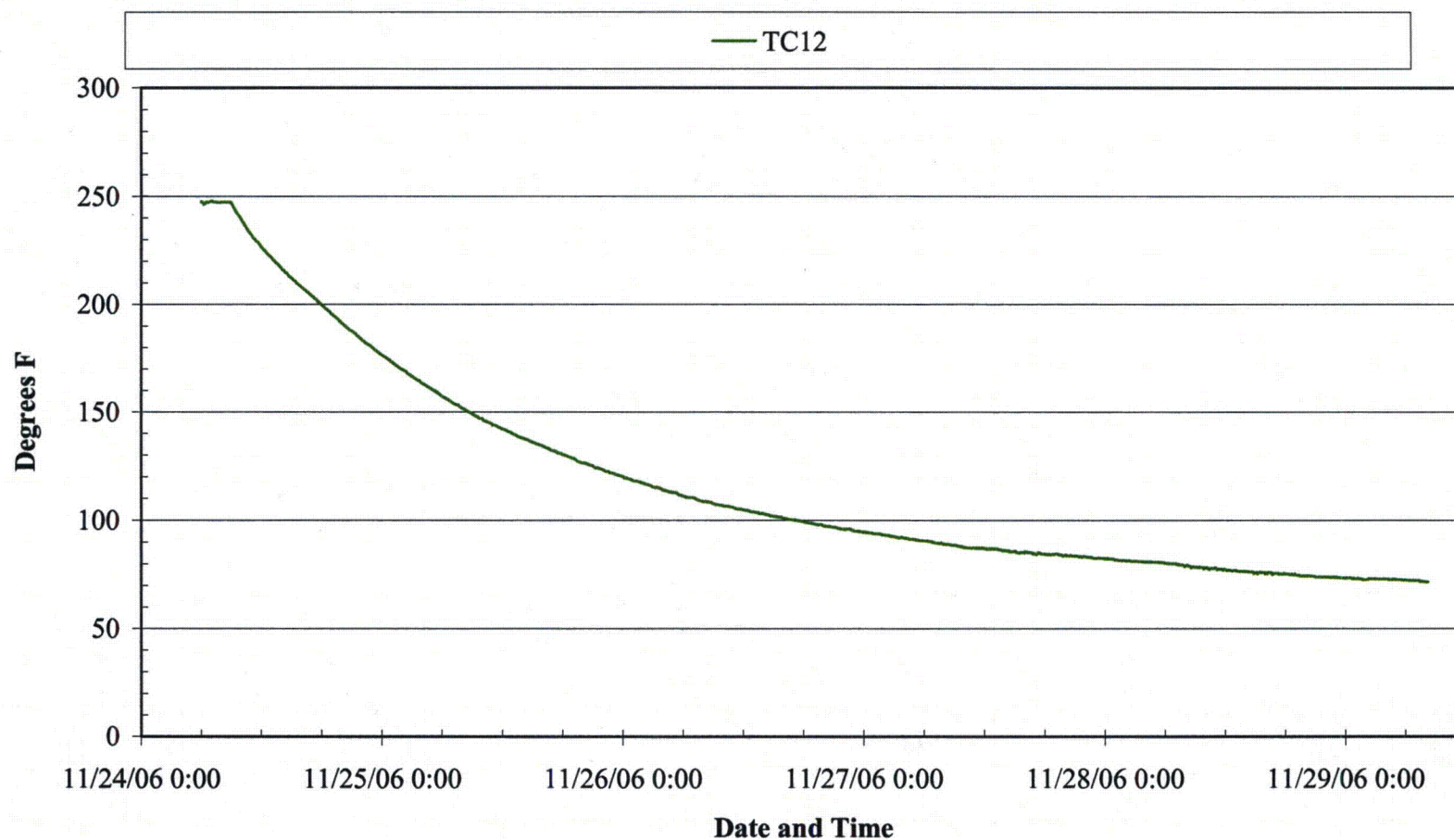


Ranor PO#108533 MJO # 63001-07N

 Heat Decay Test

 AOS-265 Cask Thermal Test

 TC 12 located on outside of top cover in port hole.



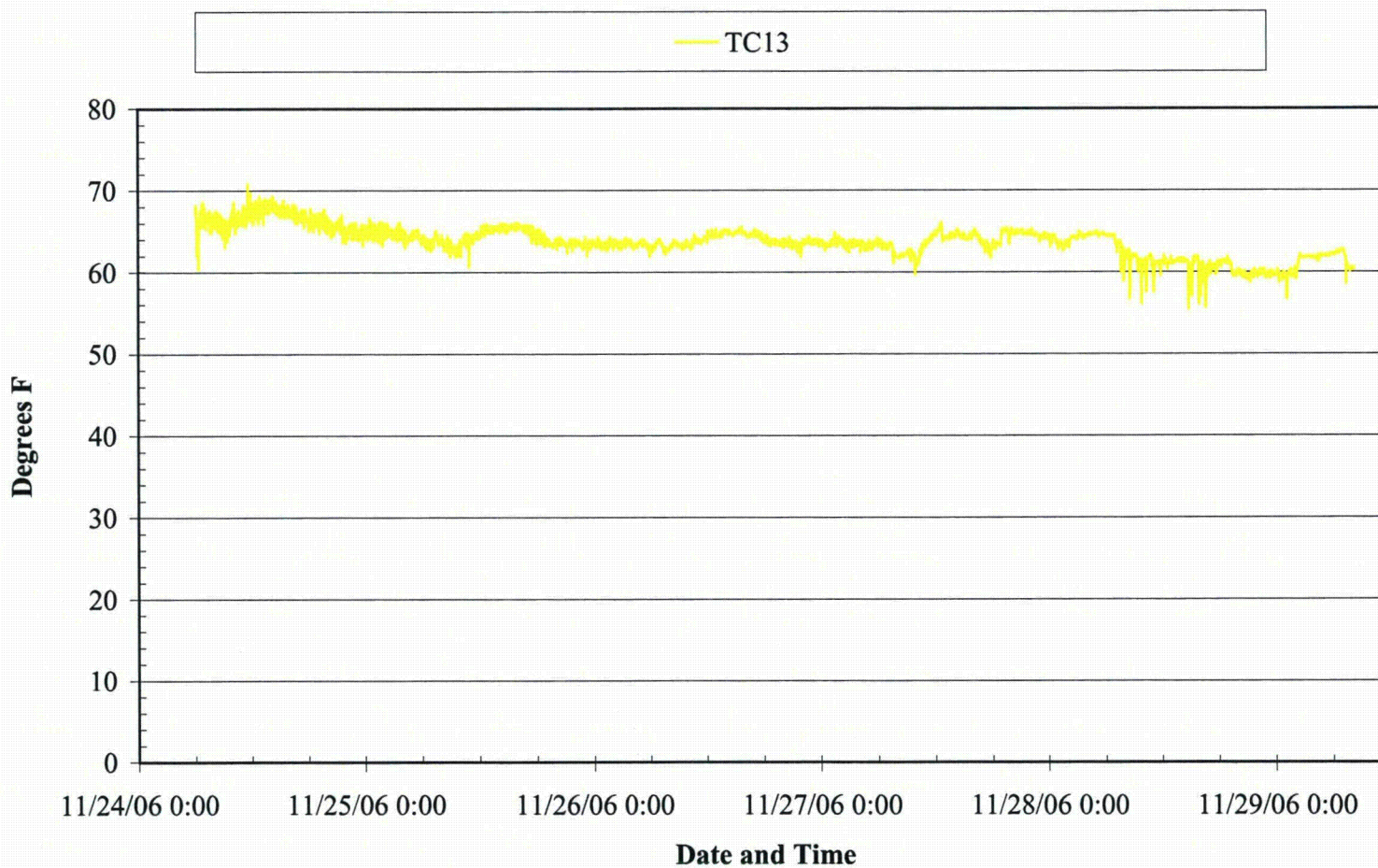


Ranor PO#108533 MJO # 63001-07N

Heat Decay Test

AOS-265 Cask Thermal Test

TC 13 located in ambient air 9.3 inches down from top of cask and 12 inches from side at 0 degree plane.



Test Report No. TR63001-07N

Revision 0

Appendix F

Page No. 14 of 20

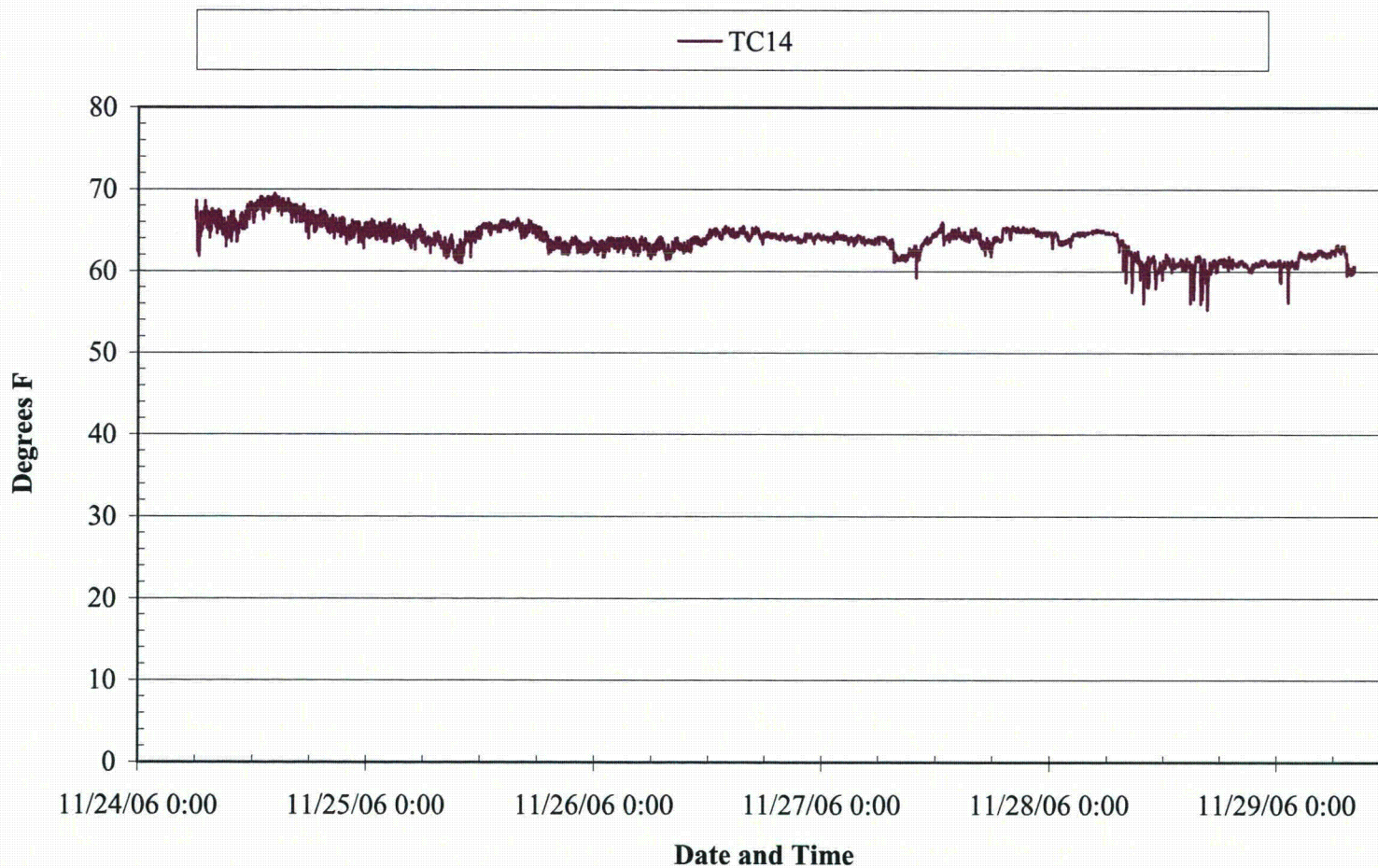


Ranor PO#108533 MJO # 63001-07N

Heat Decay Test

AOS-265 Cask Thermal Test

TC 14 located in ambient air 9.3 inches down from top of cask and 12 inches from side at 180 degree plane.



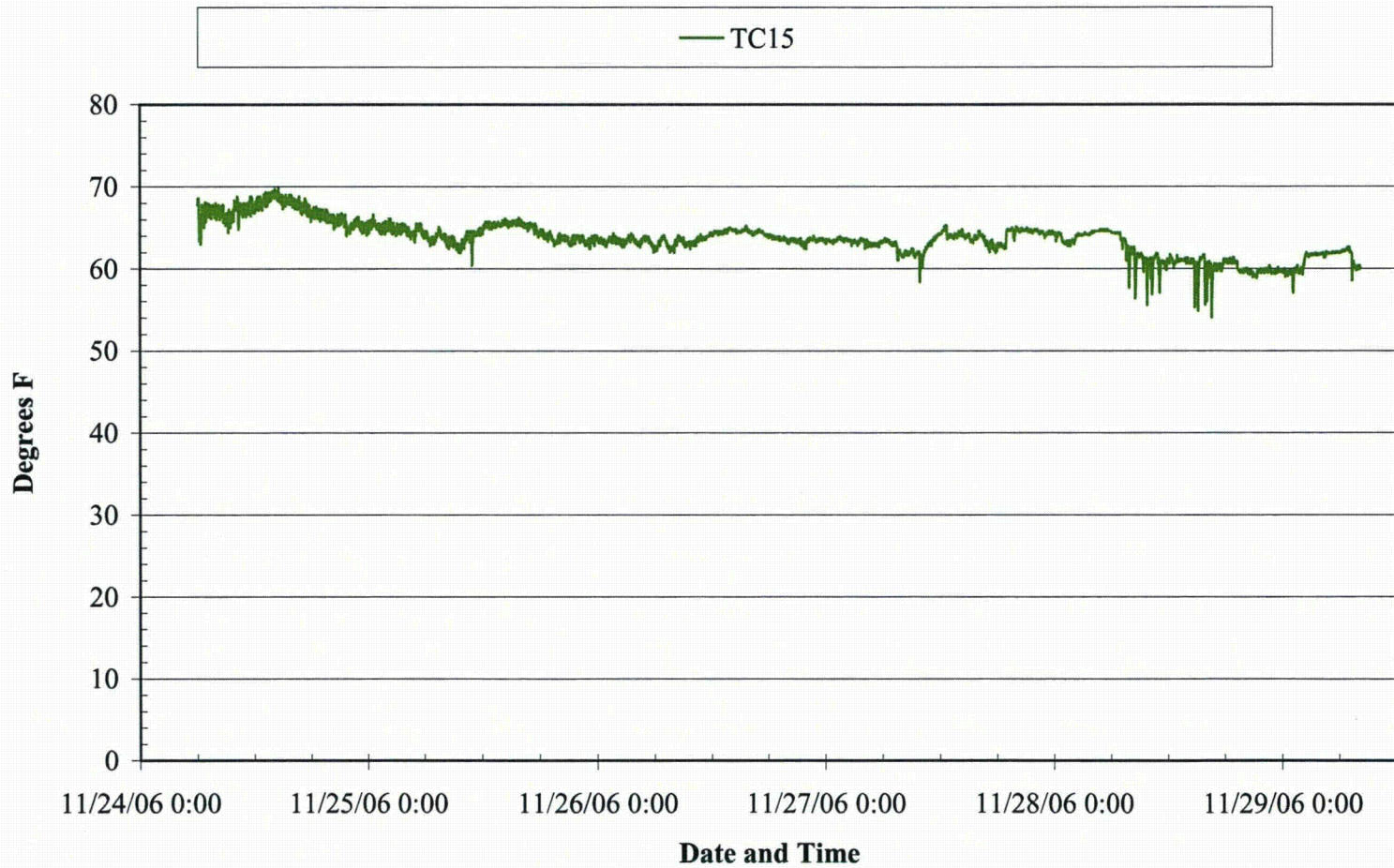


Ranor PO#108533 MJO # 63001-07N

Heat Decay Test

AOS-265 Cask Thermal Test

TC 15 located in ambient air 50.1 inches down from top of cask and 12 inches from side at 0 degree plane.



Test Report No. TR63001-07N

Revision 0

Appendix F

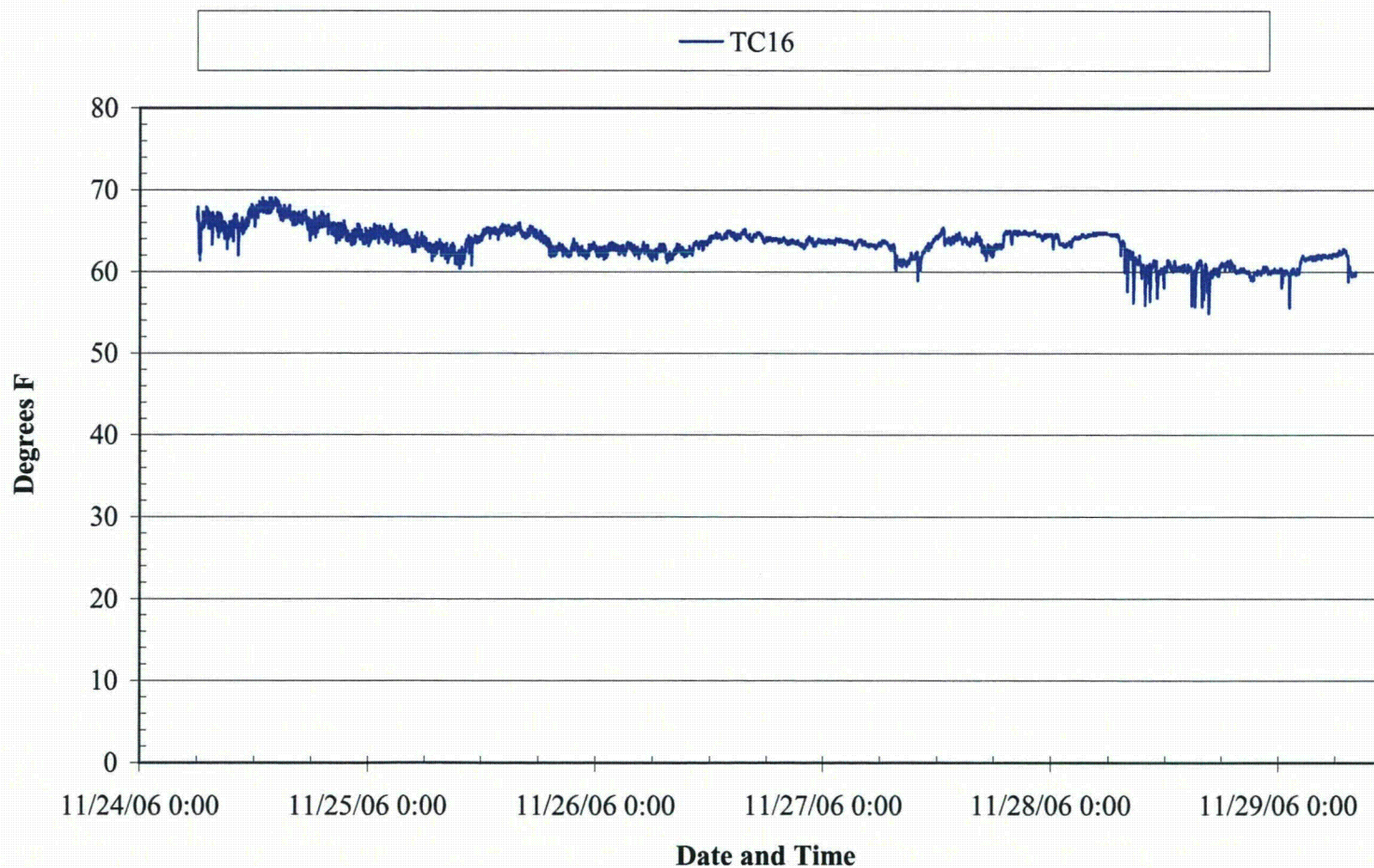
Page No. 16 of 20

Ranor PO#108533 MJO # 63001-07N

Heat Decay Test

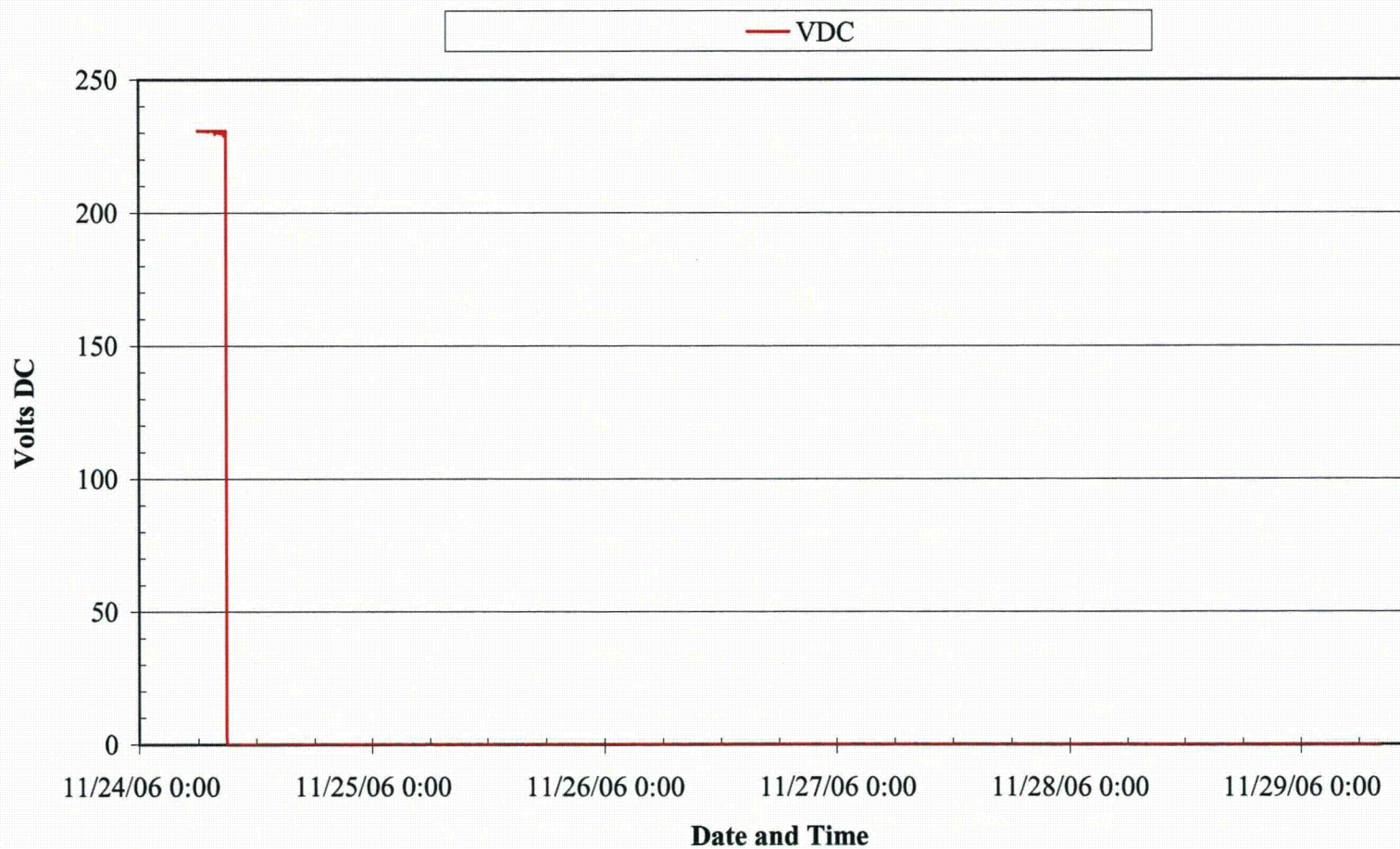
AOS-265 Cask Thermal Test

TC 16 located in ambient air 50.1 inches down from top of cask and 12 inches from side at 180 degree plane.





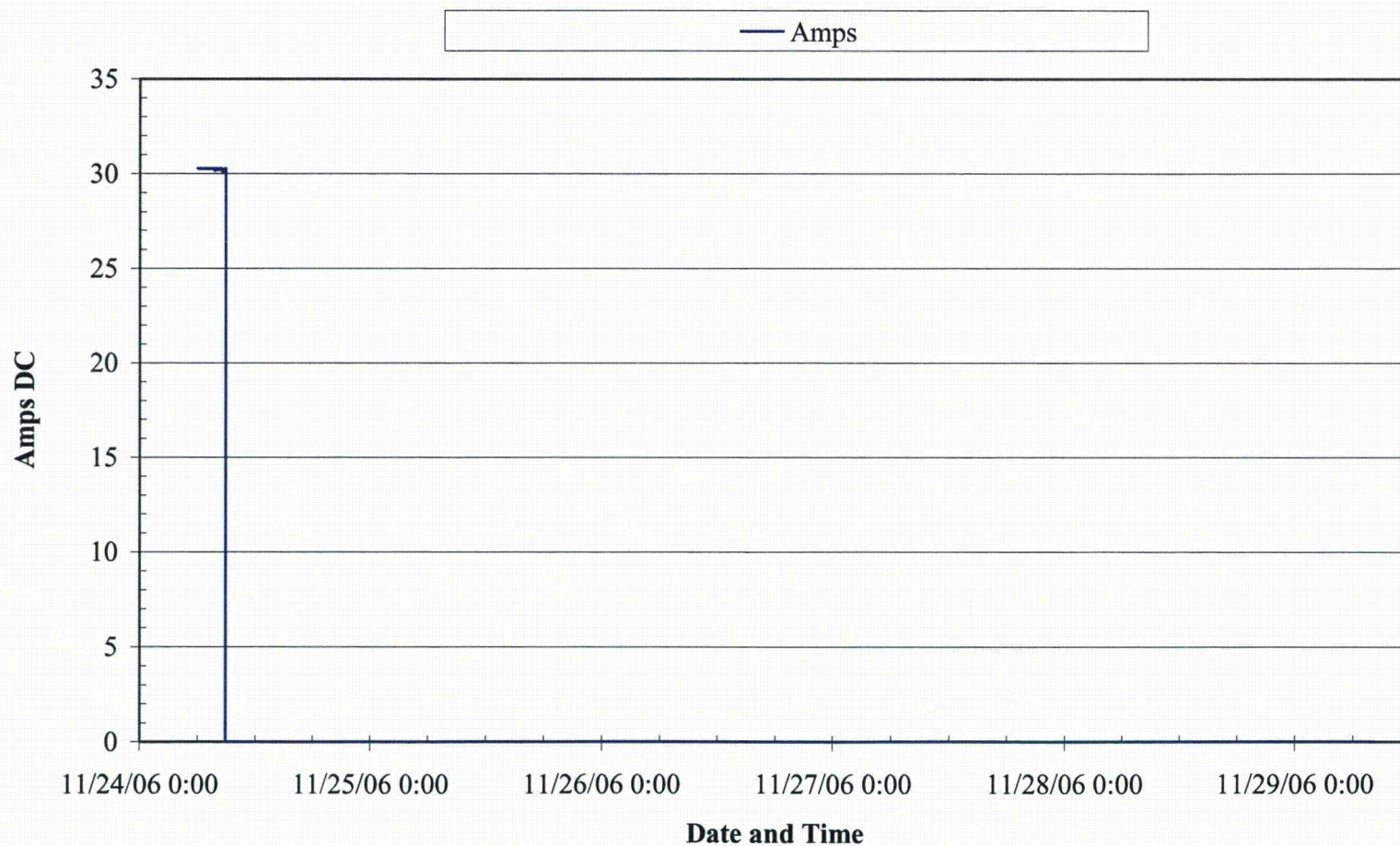
Ranor PO#108533 MJO # 63001-07N
Heat Decay Test
AOS-265 Cask Thermal Test



Ranor PO#108533 MJO # 63001-07N

 Heat Decay Test

 AOS-265 Cask Thermal Test

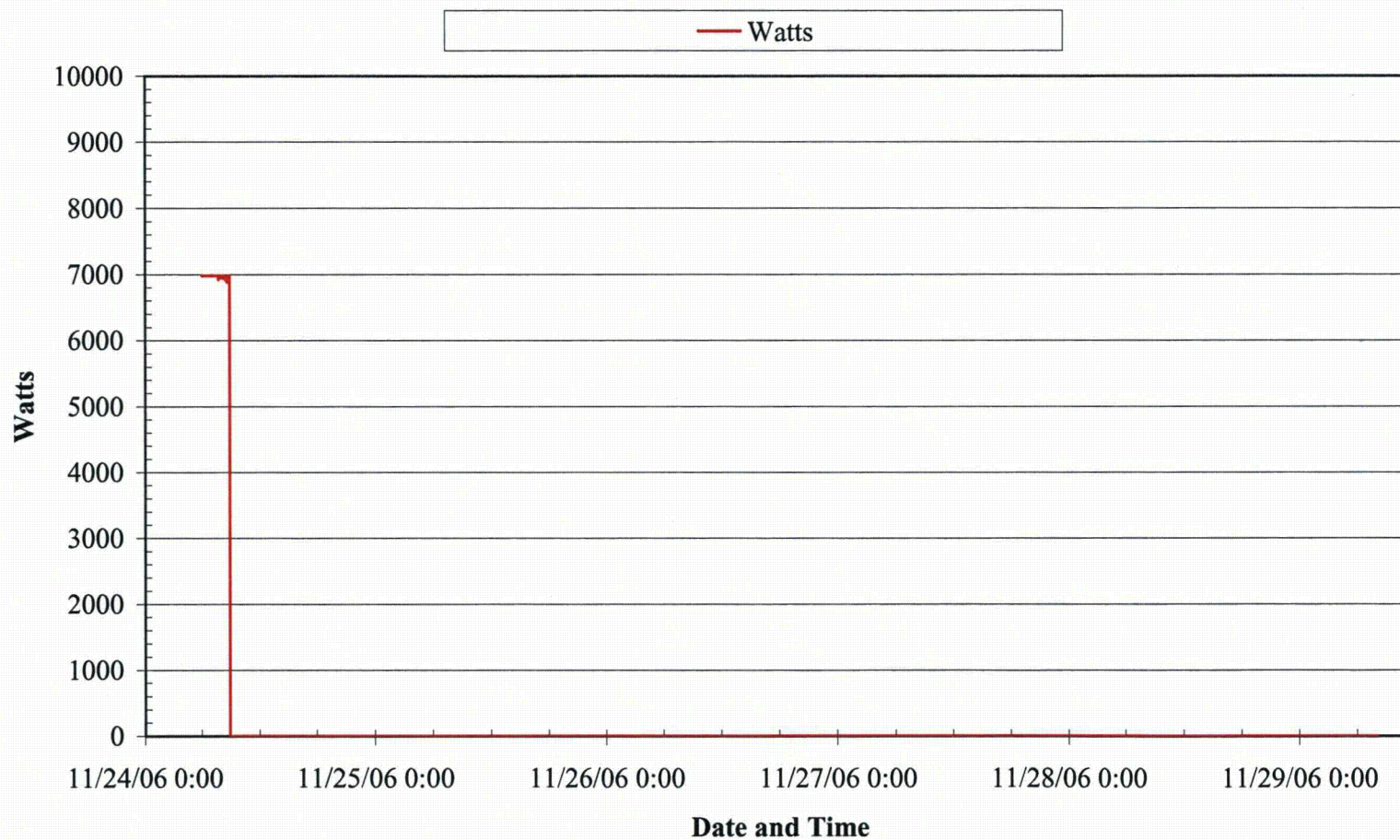




Ranor PO#108533 MJO # 63001-07N

Heat Decay Test

AOS-265 Cask Thermal Test



Test Report No. TR63001-07N

Revision 0

Appendix F

Page No. 20 of 20