
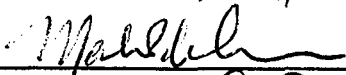



DOCUMENT REVISION STATUS


REVISION LEVEL	DESCRIPTION OF CHANGE	DATE	ECN #
1	SEE REVISION HISTORY ON FILE	1/95	ON FILE
2	REVISED TO CONFORM TO ECN REQUIREMENT.	7/00	12889
A	REVISED SECTIONS 1.0, 2.1, 3.2 & 4.0. UPDATED DOCUMENT TO MEET CURRENT HNE PROCEDURE STANDARDS. SEE ECN.	2/8/07	14561

APPROVALS

APPROVED: PROCESS ENGINEERING:  DATE: 2/13/07

APPROVED: ENGINEERING MANAGER:  DATE: 2/13/07

APPROVED: MANUFACTURING MANAGER:  DATE: 2-13-07

APPROVED: QUALITY ASSURANCE MANAGER:  For B.S. DATE: 2/13/07

1.0 SCOPE:

This document describes a procedure for decontaminating restricted areas and non-restricted areas where radioactive materials are used as required per Herley New England process P-503. Cleaning of these areas can only be performed by authorized personnel that have received the proper training in working, handling and decontamination of radioactive contained areas.

2.0 MATERIALS:

- 2.1 Mr. Clean, Top Job or equivalent cleaning solution
- 2.2 Paper Towels
- 2.3 Ready Mop

3.0 SAFETY:

- 3.1 Proper clothing is required during decontamination of restricted areas.
- 3.2 Proper clothing consists of lab coats and disposable gloves and boots.
- 3.3 Film badges must be worn at all times.

4.0 PROCEDURE:**4.1 Decontamination of Tritium Lab (RA) – Restricted Area #1**

4.1.1 Wipe the following. Use a fresh paper towel containing cleaner for each item:

- a. Microscope, Base, Tray and Bench
- b. Glove Box, Motor and Duct
- c. Inside, Outside, Top and Sides of Safe Door
- d. Inside, Outside, Top and Sides of Compactor Door
- e. Light Fixture and Chair
- f. Floor

4.1.2 All used paper towels must be disposed of in compactor.

4.2 Decontamination of Vacuum Pump Area – Restricted Area #2

4.2.1 Wipe the following. Use a fresh paper towel containing cleaner for each item:

- a. Vacuum Pump Hoods and Bench Surfaces
- b. Leak Detector
- c. Bench with Oven
- d. Outside Surfaces of Oven
- e. Torch Bench

4.0 PROCEDURE (cont.):

- f. Welding Hood and Bench Surfaces
- g. Pinch-off Area
- h. Surfaces and Bench Area
- i. Cabinet Top and Sides

4.2.2 All used paper towels must be disposed of in compactor.

4.3 Decontamination of Waste Room

4.3.1 Wipe the following. Use a fresh paper towel containing cleaner for each item:

- a. Outside Surfaces of Barrels
- b. Walls
- c. Floor
- d. Fan and Motor
- e. Door

4.3.2 All used paper towels must be disposed of in compactor.

4.4 Decontamination of Floors

4.4.1 Wash floors using cleaning agent and ready mop.

NOTE: Ready mop has a removable absorbent pad.

4.4.2 Dispose of used ready mop absorbent pad in compactor.

4.5 Unrestricted Areas

In most cases, outside the restricted areas, contamination readings are relatively low. However, it is still important to clean certain areas to prevent accidental contamination.

4.5.1 Wipe the following. Use a fresh paper towel containing cleaner for each item:

- a. Ends and Top of Surfaces of Chain Furnaces
- b. Around Area of Sink
- c. Shelves and Cabinets

4.5.2 All used paper towels must be disposed of in compactor.

5.0 SUMMARY:

Surface contamination levels for the unrestricted areas are < 1000 DPM and < 5000 DPM for restricted areas as stated in P-503. These levels should be kept as low as reasonably possible. This will make clean up in all areas relatively easy and less time consuming. All disposable clothing must be disposed of in compactor after work has been completed.