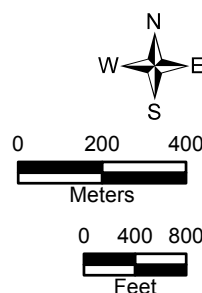


Legend

- Site Boundary
- Permanent Disturbance
- Temporary Disturbance

Potentially Impacted Wetland

- CDF/De-Silt Basin
- Coastal
- Coastal (Adjacent Area)
- Unmapped Coastal
- Freshwater



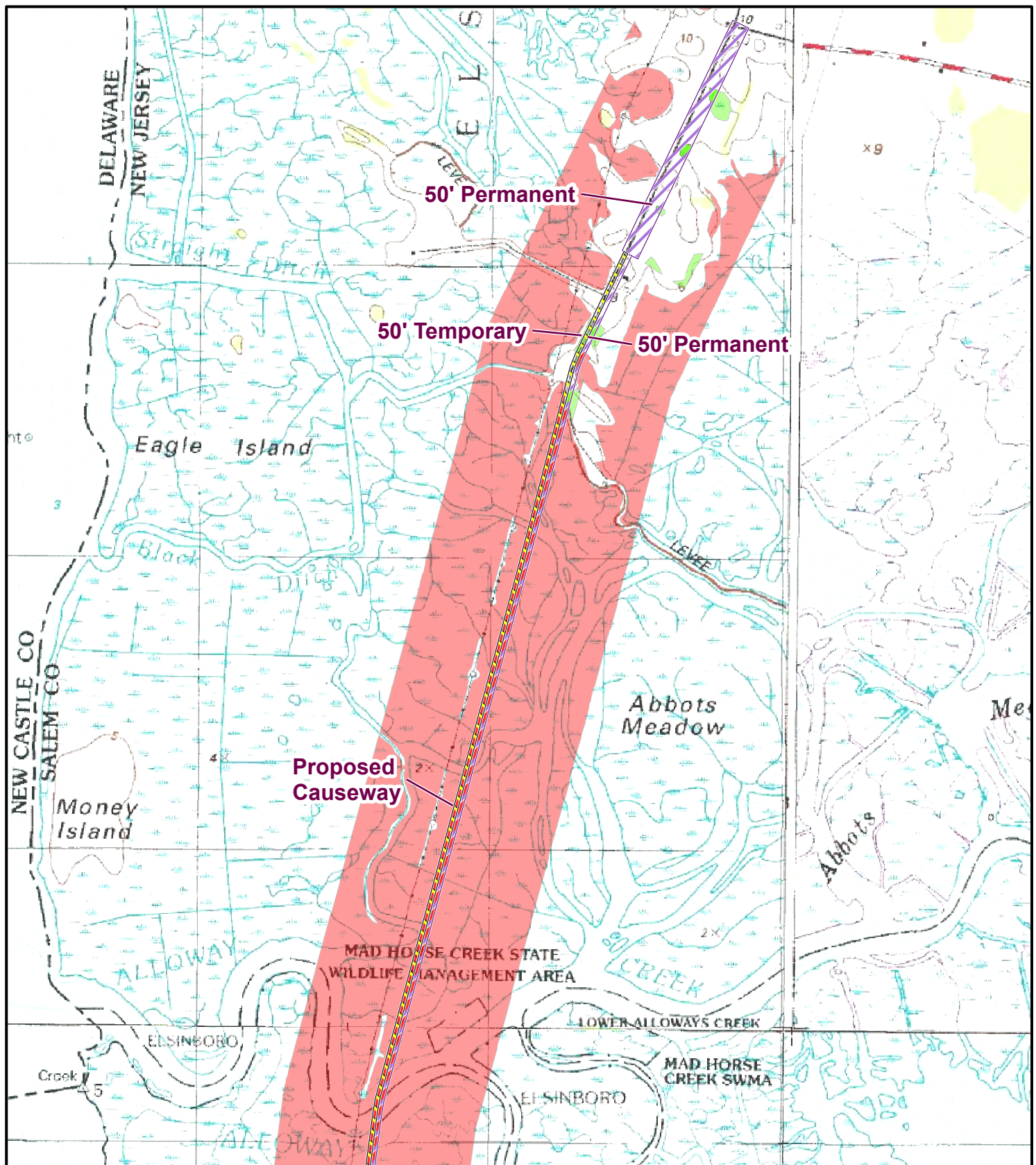
PSEG Power, LLC

PSEG Site ESPA
 Part 3, Environmental Report

Wetlands
 Impacted by Construction
 (Sheet 1 of 2)

FIGURE 4.3-2

Rev 0

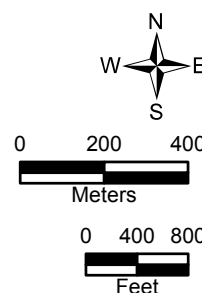


Legend

- Site Boundary
- Permanent Disturbance
- Temporary Disturbance

Potentially Impacted Wetland

- CDF/De-Silt Basin
- Coastal
- Coastal (Adjacent Area)
- Unmapped Coastal
- Freshwater



PSEG Power, LLC

PSEG Site ESPA
Part 3, Environmental Report

Wetlands
Impacted by Construction
(Sheet 2 of 2)

FIGURE 4.3-2

Rev 0