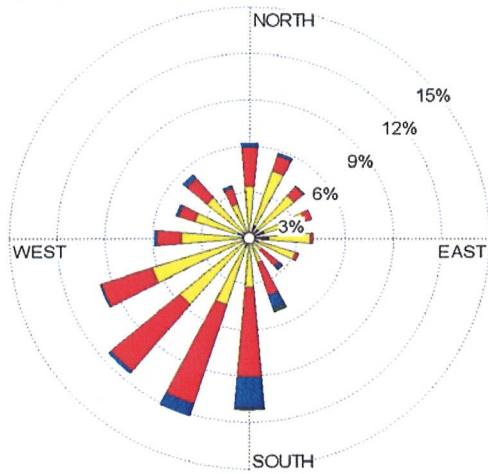


Summer Hour 01

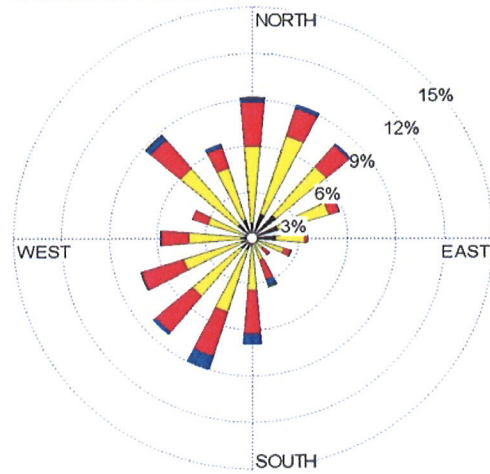


WIND SPEED
(m/s)

- >= 10.9
- 8.3 - 10.9
- 5.6 - 8.3
- 3.4 - 5.6
- 1.6 - 3.4
- 0.2 - 1.6

Calms: 0.21%

Summer Hour 07

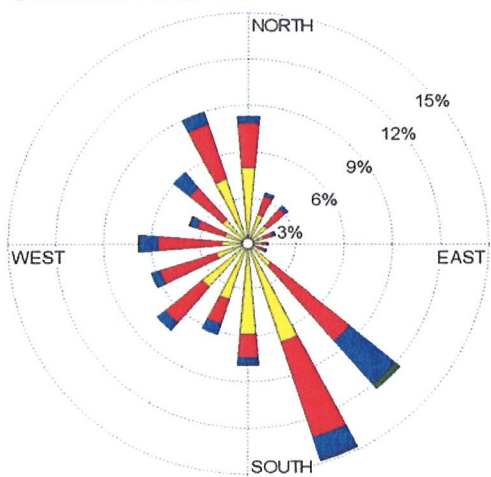


WIND SPEED
(m/s)

- >= 10.9
- 8.3 - 10.9
- 5.6 - 8.3
- 3.4 - 5.6
- 1.6 - 3.4
- 0.2 - 1.6

Calms: 0.56%

Summer Hour 13

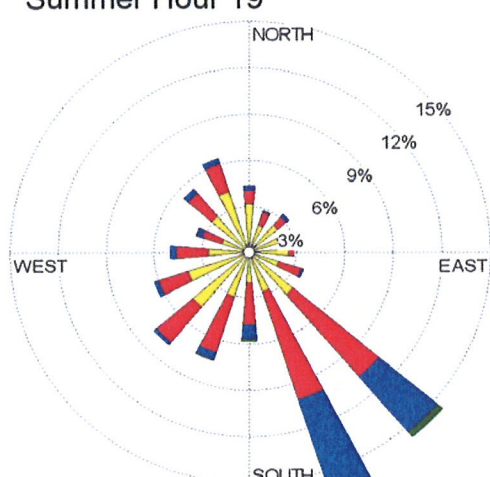


WIND SPEED
(m/s)

- >= 10.9
- 8.3 - 10.9
- 5.6 - 8.3
- 3.4 - 5.6
- 1.6 - 3.4
- 0.2 - 1.6

Calms: 0.00%

Summer Hour 19



WIND SPEED
(m/s)

- >= 10.9
- 8.3 - 10.9
- 5.6 - 8.3
- 3.4 - 5.6
- 1.6 - 3.4
- 0.2 - 1.6

Calms: 0.07%

PSEG Power, LLC

PSEG Site ESPA
Part 2, Site Safety Analysis Report

Summer Wind Roses by Hour of Day at S/
HC Primary Meteorological Tower 33-ft.
Level During 32 Year Period 1977 - 2008

FIGURE 2.3-33

Rev 0