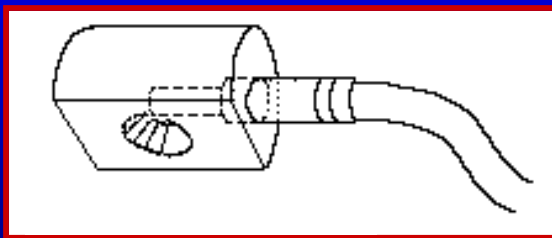
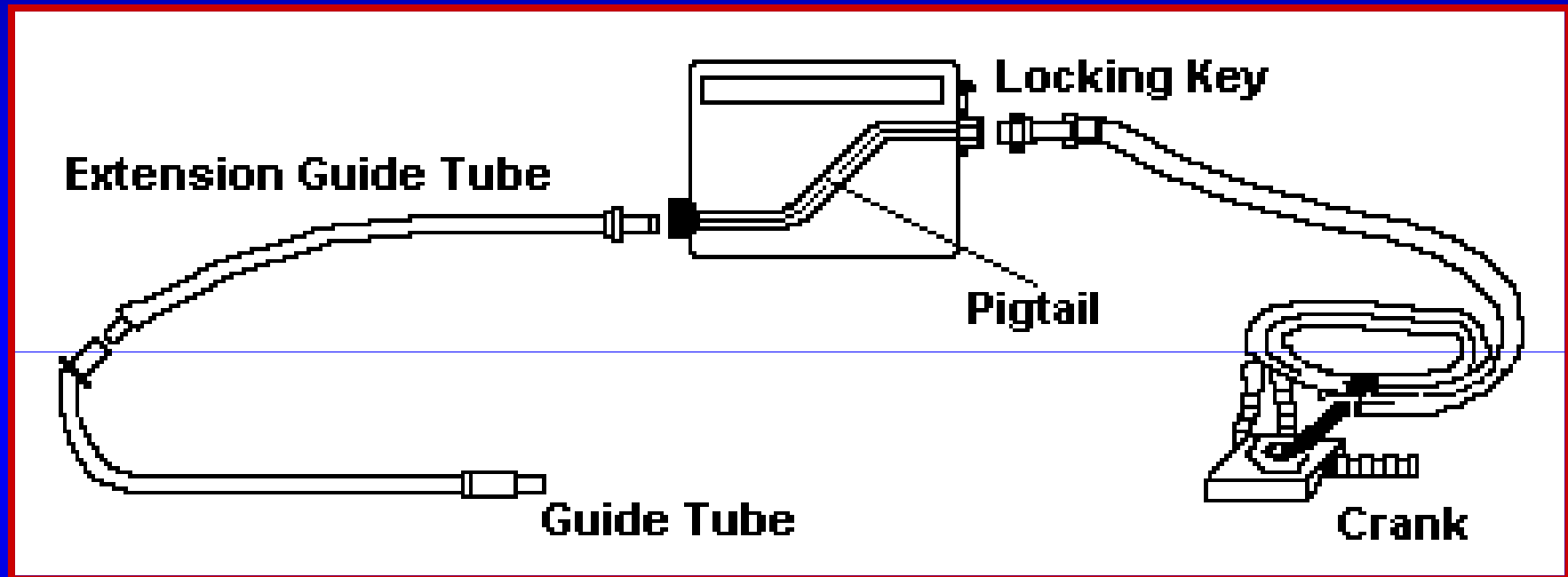


# Industrial Radiography Equipment



# Radiographic Exposure Devices



**Collimator**

**Generic Crank Out  
Radiography Camera  
& Associated Equipment**



# Radiography Cameras

---

Source Production  
& Equipment Co.  
Model SPEC-150

150 curies

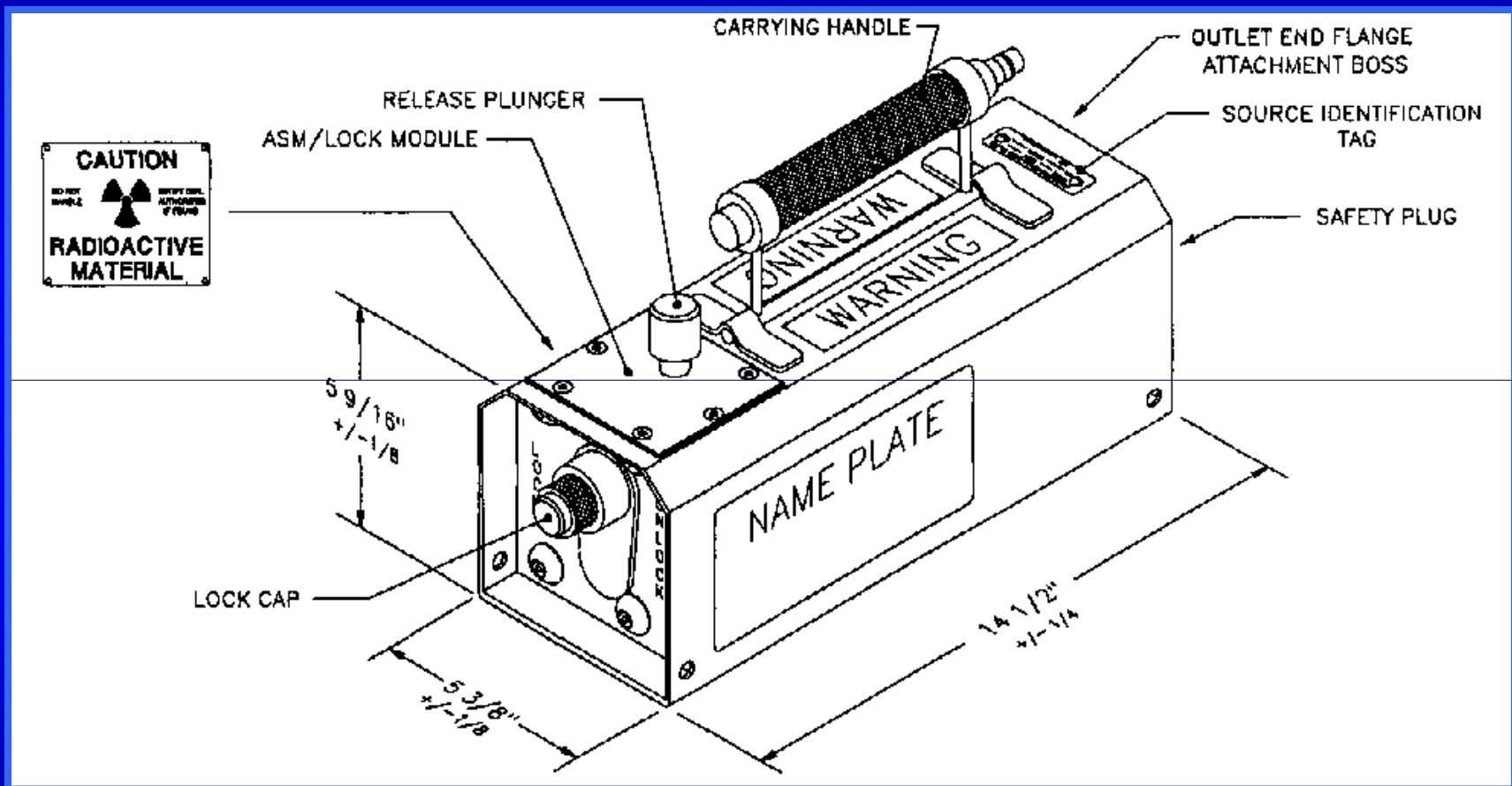
Ir-192

Se-75

Yb-169

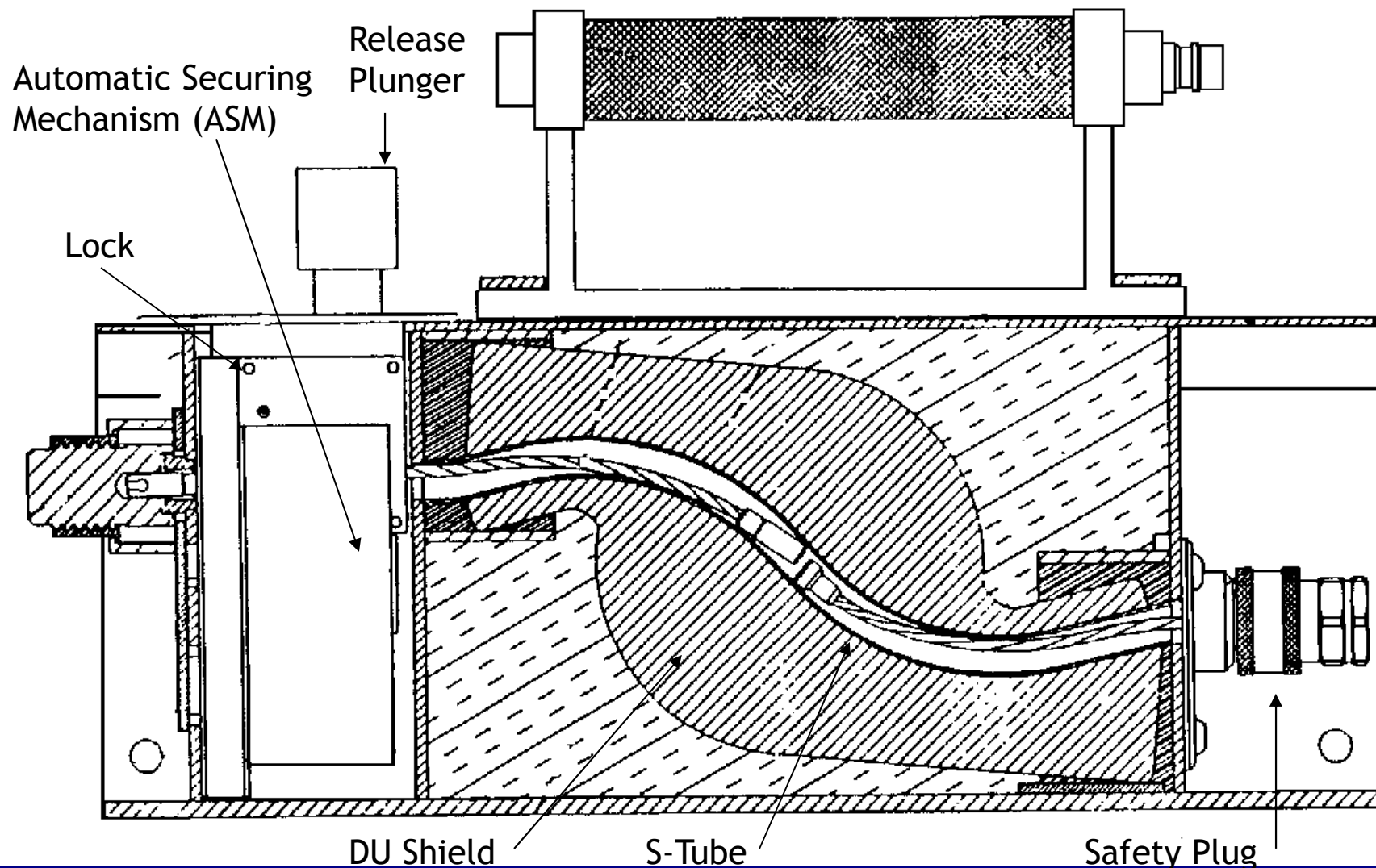


# Radiography Cameras



**SPEC 150 camera diagram**

# Radiography Cameras



Cutaway of SPEC 150 camera

# Radiography Cameras

---



**QSA Global  
Model 660 Series**

**140 curies 660B,  
660BE**

**120 curies 660,  
660E, 660A,  
660AE**

**Ir-192**

# Radiography Cameras



Safe position = centered inside S-tube



green tab = secured source  
red tab = unsecured source

# Radiography Cameras

---



**Delta (Yellow)**  
**Ir-192, Se-75**  
**150ci**

**Sigma (Blue)**  
**130ci Ir-192**  
**150ci Se-75**

**Elite (Black)**  
**50ci Ir-192**  
**150ci Se-75**

**QSA Global Model 880**

# Radiography Cameras

---




120 ci  
Ir-192

Industrial Nuclear Co. Model IR-100



# Radiography Cameras



Training version of Model IR-100



# Radiography Cameras

---



300 ci  
Co-60

**SPEC Model SPEC-300 (with cart)**

# Radiography Cameras

---



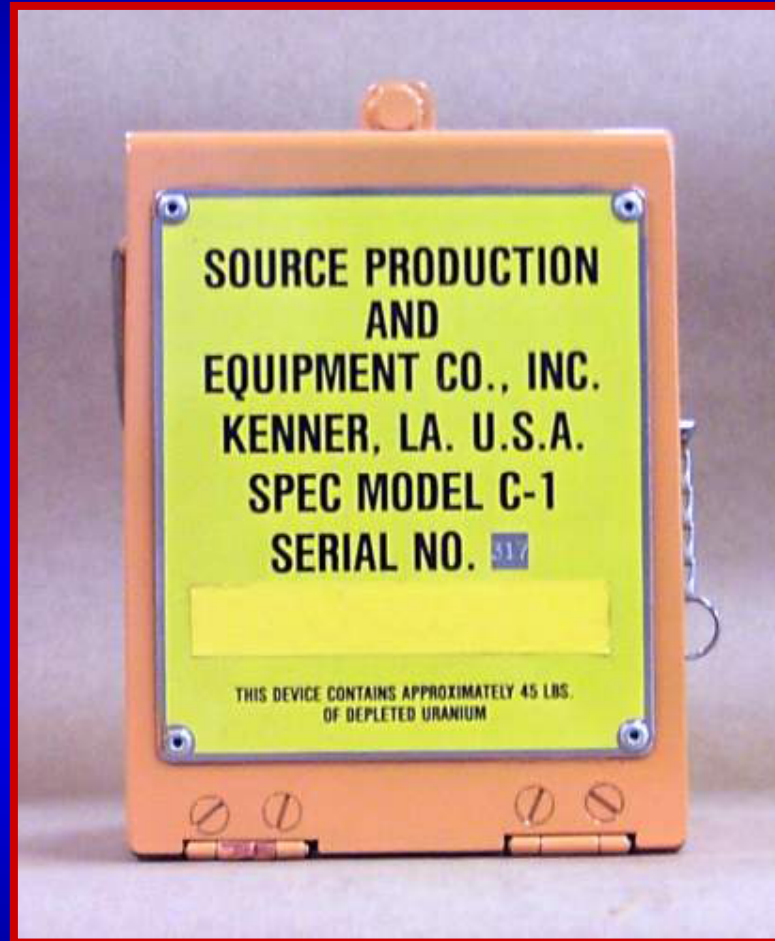
110 ci  
Co-60

QSA Global Model 680 (with overpack)

# Ir-192

# Source Changers

---

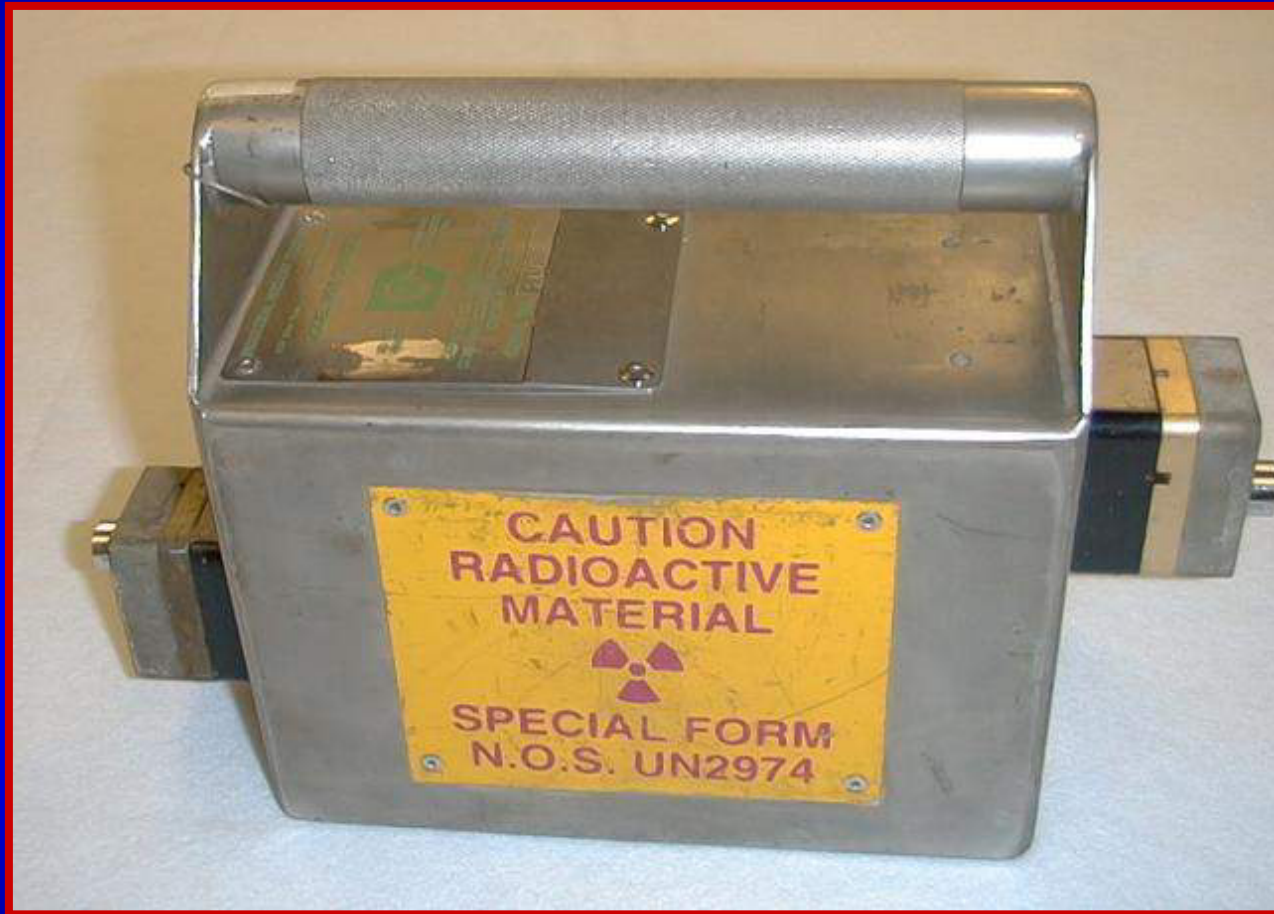


300 ci  
Ir-192  
Se-75  
Yb-169

**SPEC Model C-1 Source Changer**

# Source Changers

---



120 ci  
Ir-192

**INC Model IR-50 Source Changer**



# Source Changers




240 ci  
Ir-192

300 ci  
Se-75

QSA Global Model 650L Source Changer

# Source Changers

---



Cut-away of Model 650L Source Changer

# Source Changers

---

**QSA Global  
Model 855  
Source Changer**

**8 Source  
Capacity**





# Masterminder Crawler Controller

---





# Associated Equipment



## Collimators



# Associated Equipment

---

Controls



# Associated Equipment & Accessories

---




**Hand crank**

**Magnet "jig" (stand)**





# Accessories

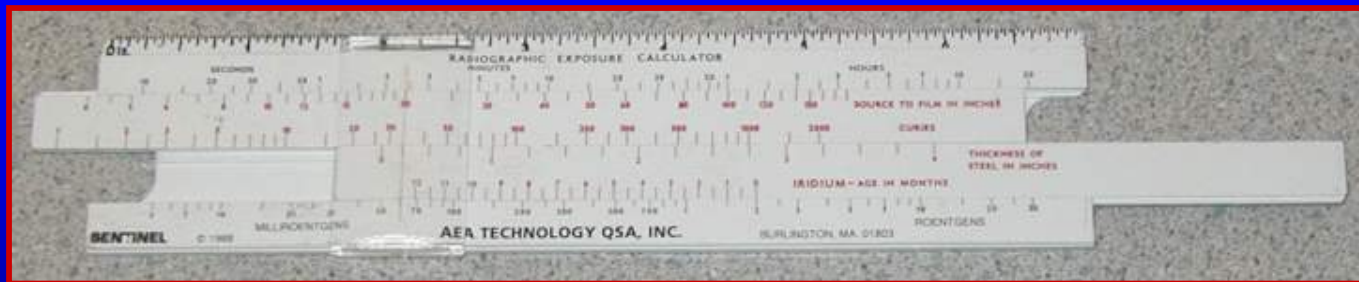


Magnetic film holder  
& swivel clamp



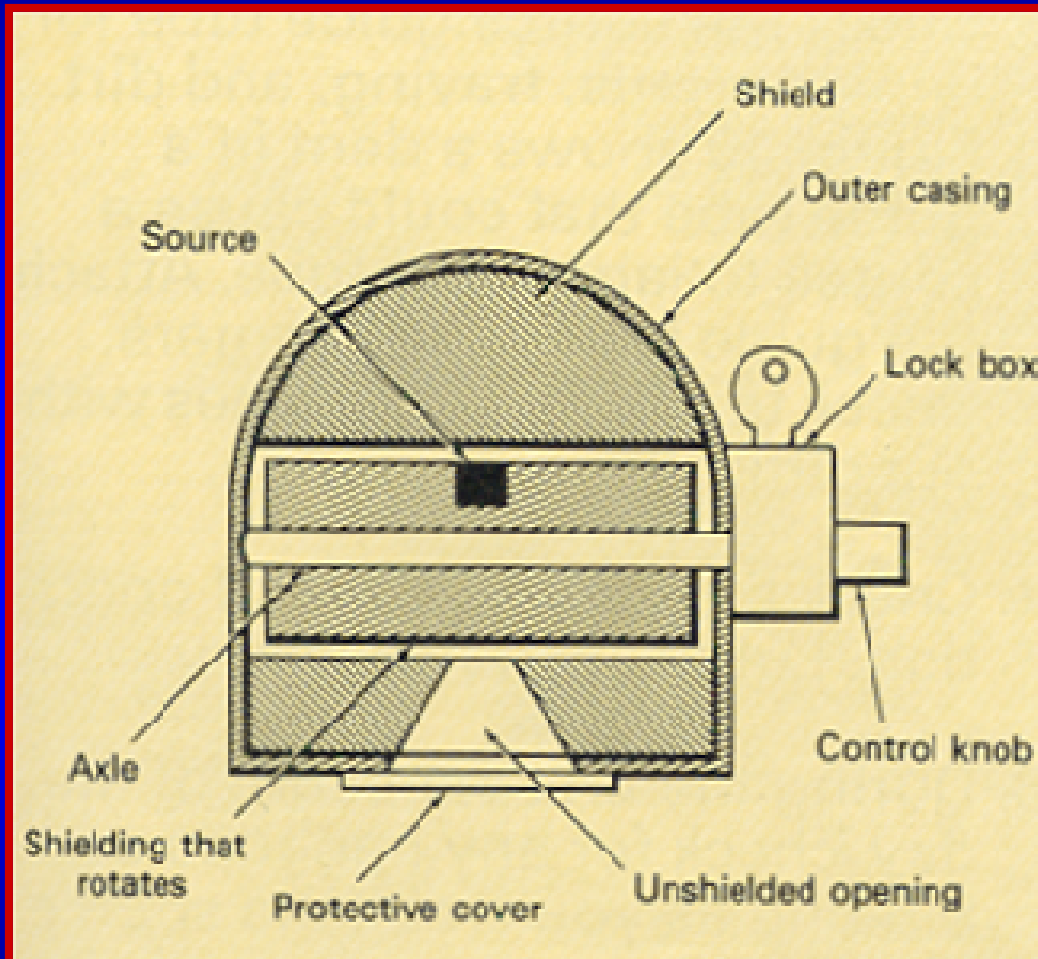
Tabletop "jig"

# Accessories



Duct tape, masking tape, tape measure, bungee cords, flashlight, shot calculator

# “Old” Radiography Cameras



**240 ci Ir-192**

**Gamma Industries Pipeliner 201**

# **“Old” Radiography Cameras**

---



**QSA Global Model 460**











# the **SPEC 2-T**










# Set Up for Industrial Radiography

---



# Set Up for Industrial Radiography

---



# Set Up for Industrial Radiography

---





# Set Up for Industrial Radiography

---



# Set Up for Industrial Radiography

---



# Set Up for Industrial Radiography


---





# Set Up for Industrial Radiography

---



# Set Up for Industrial Radiography

---



# Source Exchanges





# Source Exchanges - Unloading Old Source





# Source Exchanges - Unloading Old Source





# Source Exchanges - Unloading Old Source



# Source Exchanges - Unloading Old Source





# Source Exchanges - Unloading Old Source



# Source Exchanges - Unloading Old Source





# Source Exchanges - Unloading Old Source



# Source Exchanges - Loading New Source





# Source Exchanges - Loading New Source

---



# Source Exchanges - Loading New Source

---





# Source Exchanges - Loading New Source

---



# Source Exchanges - Loading New Source

---





# Source Exchanges - Loading New Source



# Source Exchanges - Loading New Source





# Source Exchanges - Loading New Source





# Radiography Equipment

---



Questions?