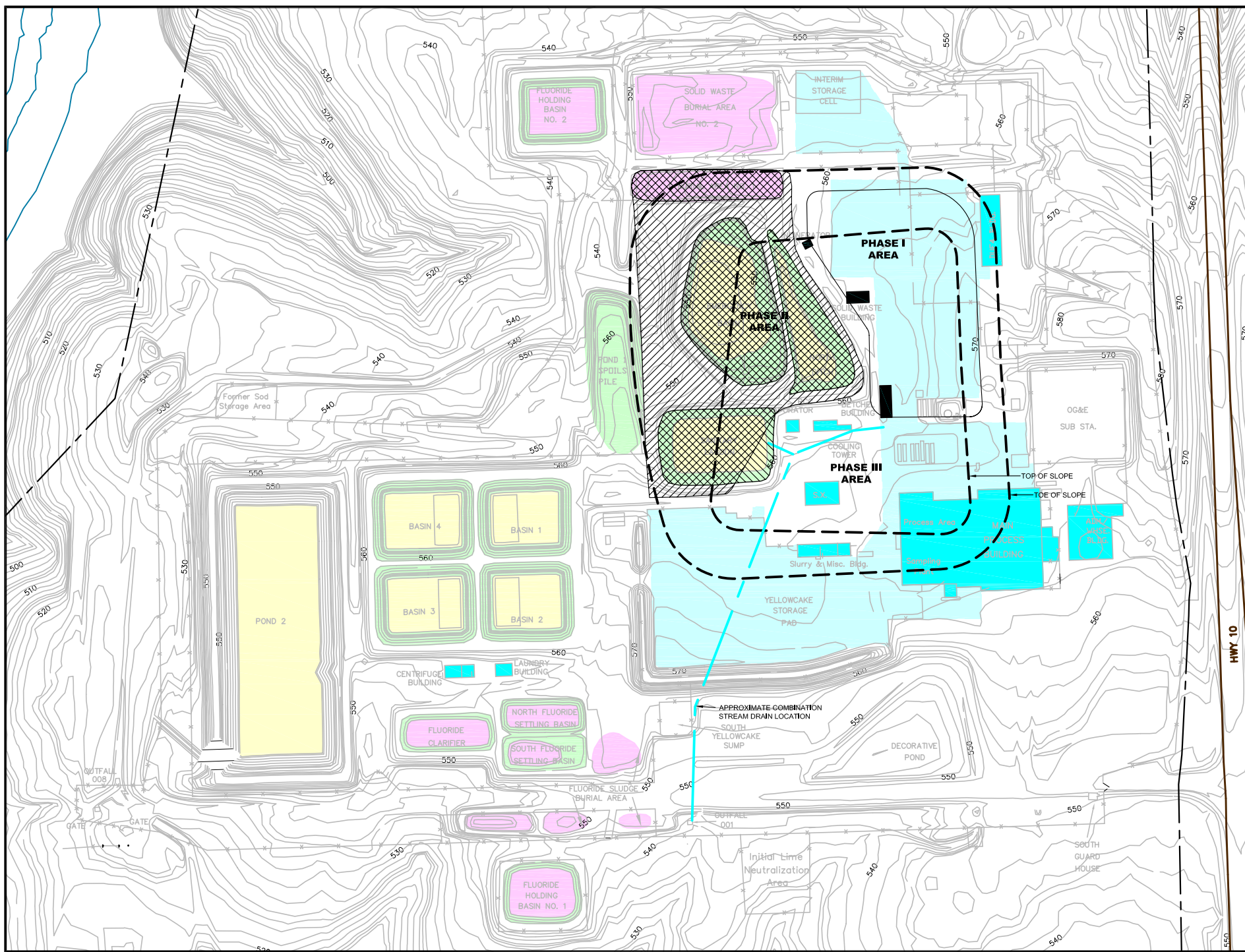
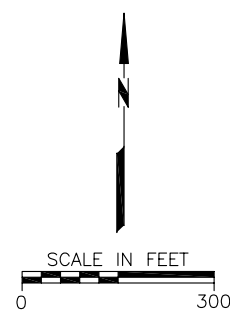


SCALE: HORIZ. 1"=60'
VERT. 1"=60'

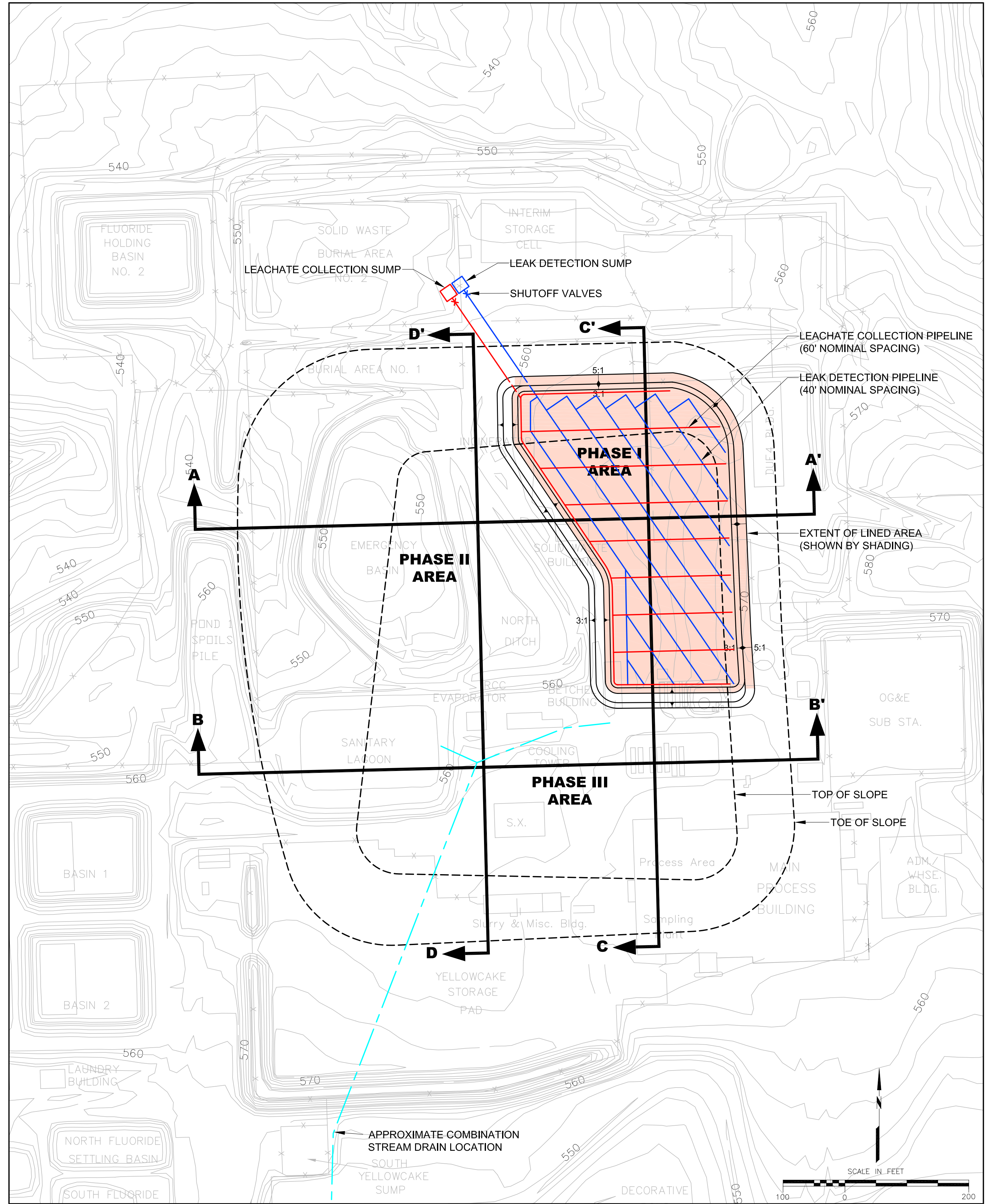
DISPOSAL CELL CROSS SECTIONS

- EXCAVATION LEGEND**
- EXCAVATED FOR BERM MATERIAL
 - EXCAVATED FOR INTERIOR MATERIAL
 - TEMPORARY STORE DEBRIS

NOTE: SEE DRAWING 2 FOR DISPOSED MATERIAL LEGEND



LOCATION OF MATERIALS TO BE REMOVED OR EXCAVATED FOR THIS PHASE



DISPOSAL CELL LAYOUT

Filename: E:\00734\111E-06-REV-2.dwg
Title: PHASE I CELL LAYOUT
Date: 02/01/2005

No.	DESCRIPTION	BY	CHKD.	APPROVED	DATE
A	ISSUED FOR PERMITTING	CLS			12/02
B	UPDATED LINER SYSTEM	CLS			8/03
C	DISPOSAL CELL CONSTRUCTION PLAN	CLS			2/04
D	MODIFIED FROM SETTLEMENT AGREEMENT	CLS			2/05

DWG No.	DRAWING TITLE


ENGINEERING RECORD	BY	DATE
PRELIMINARY DESIGN	CLS	10/02
CELL OPERATIONS	DAS	2/04

PREPARED BY


consulting
scientists and
engineers

Fort Collins, CO
970 223-9600

PREPARED FOR

 **SEQUOYAH FUELS**
A GENERAL ATOMICS COMPANY

TITLE			
PHASE I CELL LAYOUT			
PROJECT:	100734	DATE:	FEBRUARY 2005
SCALE:	AS SHOWN	ACAD FILE:	SITE-06-09-REV-D
DRAWING	6	REVISION	D