



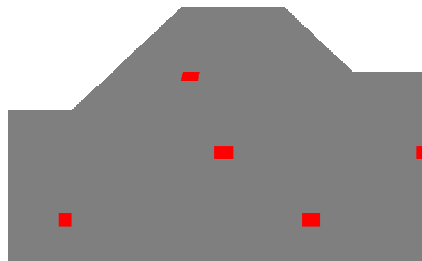
**CASE B-2**



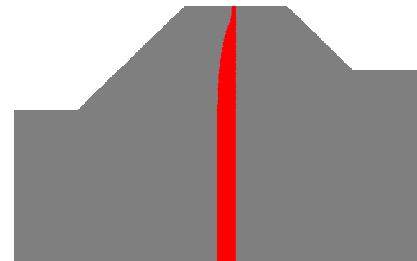
**CASE B-3**



**CASE B-4**



**CASE B-5**



**Note:**

This Figure presents a conceptual design that was developed for COL Application. Detailed design will be completed prior to construction, and the dimensions and quantities shown herein are subject to change at that time.

Progress Energy Florida  
**Levy Nuclear Plant**  
Units 1 and 2  
**Part 2, Final Safety Analysis Report**

RCC Elastic Stress Analysis  
Example Cases for Cavity Placement  
Figure 2.5.4.5-204

Rev 1