

**Glass Bulb**

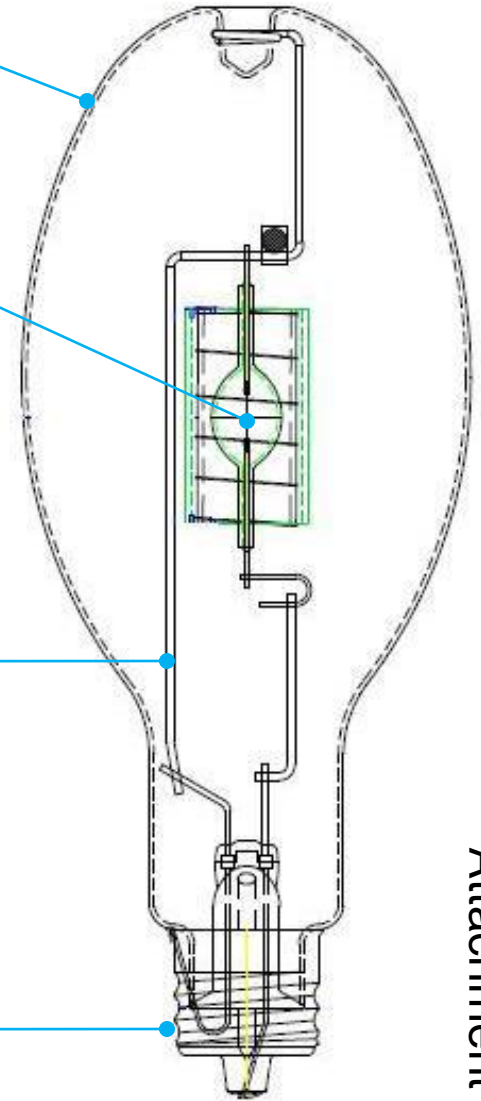
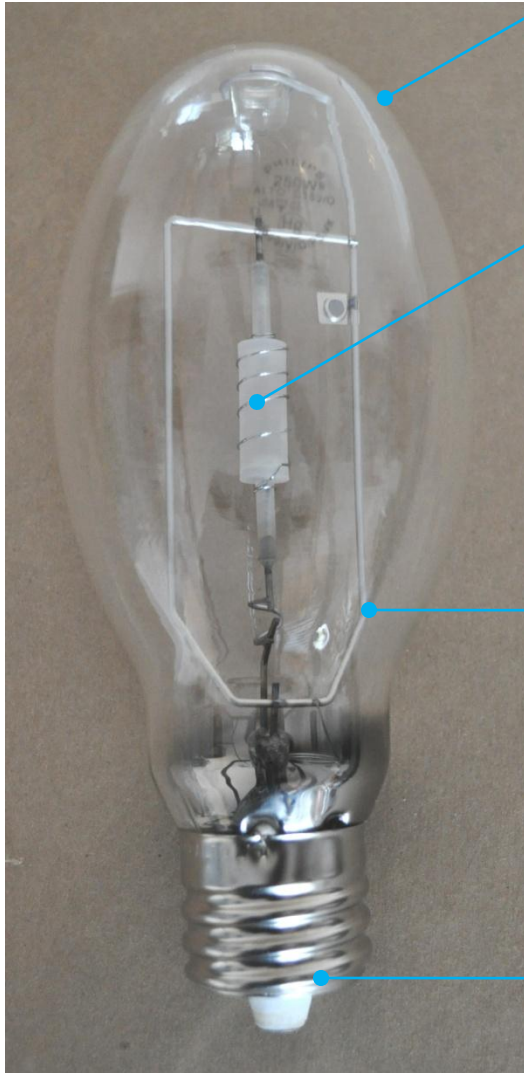
**Inner Arc Tube**

Byproduct material is contained in a fill gas hermetically sealed within the arc tube. The arc tube is the light generating element of the lamp.


**Arc Tube Frame**

Supports the arc tube within the glass bulb of the lamp and provides electrical connection to the lamp base.

**Lamp Base**



Representative CDM Lamps and Primary Lamp Components



MHN-TD

Inner Arc Tube

Glass/Quartz Bulb



HPM



HPA



MSR



CDM-TE



CDM-TM



MSI

Other Representative Double-End and Pin-Base Lamp Types (not to scale)