



*T. PRESTON GILLESPIE, JR.
Vice President
Oconee Nuclear Station*

*Duke Energy
ON01VP / 7800 Rochester Hwy.
Seneca, SC 29672*

*864-873-4478
864-873-4208 fax
T.Gillespie@duke-energy.com*

September 7, 2011


U. S. Nuclear Regulatory Commission
Document Control Desk
Washington, DC 20555

Subject: Duke Energy Carolinas, LLC.
Oconee Nuclear Station, Unit 1
Docket No. 50-269
Unit 1 End of Cycle (EOC) 26 Refueling Outage
Inservice Inspection (ISI) Report
Fourth Ten-Year Inservice Inspection Interval

Duke Energy Carolinas, LLC (Duke Energy) is providing a copy of the Inservice Inspection Report for the Oconee Nuclear Station (ONS), Unit 1 EOC-26 Refueling Outage. This report is submitted pursuant to Section XI of the ASME Boiler and Pressure Vessel Code, 1998 Edition, with 2000 addenda, Subsubarticles IWA-6230 and IWA-6240.

This report does not include activities specific to the Steam Generator Tube Inservice Inspection. Duke Energy will transmit separately, a summary report that documents the Steam Generator Tube Inservice Inspection of the ONS, Unit 1 EOC-26 Refueling Outage. If there are any questions you may contact Corey Gray ONS Regulatory Compliance group, at (864)-873-6325.

Sincerely,


T. Preston Gillespie, Jr.
Vice President
Oconee Nuclear Station

Attachment

AO 47
NRR

U. S. Nuclear Regulatory Commission
September 7, 2011
Page 2

Xc w/ attachment:

Victor McCree
Region II Administrator
U. S. Nuclear Regulatory Commission
Marquis One Tower
245 Peachtree Center Ave., NE, Suite 1200
Atlanta, Ga 30303-1257

John Stang
Project Manger
U. S. Nuclear Regulatory Commission
Office of Nuclear Reactor Regulation
Washington, D.C. 20555

Xc w/o attachment

Andy Sabisch
NRC Senior Resident Inspector
Oconee Nuclear Station

Susan Jenkins
Section Manager
Division of Waste Management
Bureau of Land and Waste Management
SC Dept. of Health & Environment Control
2600 Bull St.
Columbia SC 29201

FORM NIS-1 OWNER'S DATA REPORT FOR INSERVICE INSPECTIONS

As required by the Provisions of the ASME Code Rules

1. Owner: Duke Energy Carolinas, 528 S. Church St., Charlotte, NC 28201-1008
(Name and Address of Owner)
2. Plant: Oconee Nuclear Station, 7800 Rochester Highway, Seneca, SC 29672
(Name and Address of Plant)
3. Plant Unit: 1 4. Owner Certificate of Authorization (if required) N/A
5. Commercial Service Date: July 15, 1973 6. National Board Number for Unit N/A
7. Components Inspected:

Component or Appurtenance	Manufacturer Installer	Manufacturer Installer Serial No.	State or Province No.	National Board No.
	See Section 1.1 in the Attached Report			

Note: Supplemental sheets in the form of lists, sketches, or drawings may be used provided (1) size is 8 1/2 in. x 11 in., (2) information in items 1 through 6 on this data report is included on each sheet, and (3) each sheet is numbered and the number of sheets is recorded at the top of this form.

Total number of pages contained in this report 187.

FORM NIS-1 (Back)

8. Examination Dates December 4, 2009 to June 9, 2011
9. Inspection Period Identification: Third Period
10. Inspection Interval Identification: Fourth Interval
11. Applicable Edition of Section XI 1998 Addenda 2000
12. Date/Revision of Inspection Plan: January 26, 2008/Revision 1
13. Abstract of Examinations and Tests. Include a list of examinations and tests and a statement concerning status of work required for the Inspection Plan. See Sections 2.0, 3.0 and 6.0
14. Abstract of Results of Examination and Tests. See Sections 4.0 and 6.0
15. Abstract of Corrective Measures. See Subsection 4.3

We certify that a) the statements made in this report are correct b) the examinations and tests meet the Inspection Plan as required by the ASME Code, Section XI, and c) corrective measures taken conform to the rules of the ASME Code, Section XI.

Certificate of Authorization No. (if applicable) NA Expiration Date NA

Date 8/17/2011 Signed Duke Energy Carolinas By [Signature]
Owner

CERTIFICATE OF INSERVICE INSPECTION

I, the undersigned, holding a valid commission issued by the National Board of Boiler and Pressure Vessel Inspectors and the State or Province of South Carolina employed by HSB Global Standards have inspected the components described in this Owner's Report during the period 5/18/2010 to 8/19/2011 and state that to the best of my knowledge and belief, the Owner has performed examinations and tests and taken corrective measures described in the Owner's Report in accordance with the Inspection Plan and as required by the ASME Code, Section XI.

By signing this certificate neither the Inspector nor his employer makes any warranty, expressed or implied, concerning the examinations, test, and corrective measures described in this Owner's Report. Furthermore, neither the Inspector nor his employer shall be liable in any manner for any personal injury or property damage or a loss of any kind arising from or connected with this inspection

[Signature] Commissions 1304B, 201, A, N, I
Inspector's Signature National Board, State, Province, and Endorsements

Date 8/19/2011

HSB Global Standards
200 Ashford Center North
Suite 205
Atlanta, GA. 30338-4860
(800) 417-3721
www.hsbglobalstandards.com

**Owner's Report
For
INSERVICE INSPECTIONS**

**OCONEE UNIT 1
2011 REFUELING OUTAGE
EOC26 (OUTAGE 5)**

Plant Location: 7800 Rochester Highway, Seneca, South Carolina 29672

NRC Docket No. 50-269

Commercial Service Date: July 15, 1973

Document Completion Date 8-19-2011

Owner: Duke Energy Carolinas
526 South Church St.
Charlotte, N. C. 28201-1006

Revision 0

Originated By: Amy D. Ambrose Date 8-10-2011

Checked By: Amy J. Underwood Date 8-10-2011

Approved By: Mark B. Date 8-16-2011

DISTRIBUTION LIST

1. Duke Energy Carolinas
Nuclear Technical Services Division
Section XI Inspection Program Section
2. NRC Document Control Desk

Note: The following personnel are to be notified via e-mail after the Inservice Inspection Report has been stored in the Nuclear Electronic Document Library:

GO Nuclear Assurance c/o Bruce Nardoci
Inspection Services (ISI Coordinator)

HSB Global Standards (AIA)
c/o ANII at Oconee

TABLE OF CONTENTS

<u>Section</u>	<u>Title</u>	<u>Revision</u>
1.0	General Information	0
2.0	Fourth Ten Year Interval Inspection Status	0
3.0	Final Inservice Inspection Plan	0
4.0	Results of Inspections Performed	0
5.0	Owners Report for Repair/Replacement Activities	0
6.0	Pressure Testing	0

1.0 General Information

This report describes the Inservice Inspection of Duke's Oconee Nuclear Station, Unit 1 EOC 26 (Outage 5 of the fourth interval). This is the first outage in the third inspection period of the Fourth Ten-Year Interval. ASME Section XI, 1998 Edition with the 2000 Addenda, was the governing Code for selection and performing of the ISI examinations.

This report includes the inspection status for each examination category, the final inservice inspection plan, the inspection results for each item examined, and corrective actions taken when reportable conditions were found. In addition, there is an Owner's Report for Repair/Replacement Section included which contains completed NIS-2 forms.

1.1 Identification Numbers

Item	Manufacturer or Installer	Manufacturer or Installer Serial No.	State or Province No.	National Board No.
Reactor Vessel	Babcock & Wilcox	620-0003-51-52	N/A	N-101
Reactor Vessel Head (replaced head)	Babcock & Wilcox	068S-01	N/A	202
Steam Generator A	Babcock & Wilcox	006K01	N/A	205
Steam Generator B	Babcock & Wilcox	006K02	N/A	206
Pressurizer	Babcock & Wilcox	620-0003-59	N/A	N-102
Main Steam System	Duke Power	NA	NA	NA
Auxiliary Steam System	Duke Power	NA	NA	NA
Feedwater System	Duke Power	NA	NA	NA
Emergency Feedwater System	Duke Power	NA	NA	NA
Steam Generator Flush System	Duke Power	NA	NA	NA
Condensate System	Duke Power	NA	NA	NA
Vents and Exhaust System	Duke Power	NA	NA	NA

Item	Manufacturer or Installer	Manufacturer or Installer Serial No.	State or Province No.	National Board No.
Condenser Circulating Water	Duke Power	NA	NA	NA
High Pressure Service Water System	Duke Power	NA	NA	NA
Low Pressure Service Water System	Duke Power	NA	NA	NA
Reactor Coolant System	Duke Power	NA	NA	NA
High Pressure Injection System	Duke Power	NA	NA	NA
Low Pressure Injection System	Duke Power	NA	NA	NA
Reactor Building Spray System	Duke Power	NA	NA	NA
Component Cooling System	Duke Power	NA	NA	NA
Spent Fuel Cooling System	Duke Power	NA	NA	NA
Vents - Reactor Building Components	Duke Power	NA	NA	NA
Drains - Reactor Building Components	Duke Power	NA	NA	NA

1.2 Reference Documents

The following reference documents apply to the inservice inspections performed during this report period. A copy may be obtained by contacting the ISI Plan Manager at Duke Energy's Corporate Office in Charlotte, North Carolina.

Code Case N-460 / Alternative Examination Coverage for Class 1 and Class 2 Welds, Section XI, Division I. Applicable to items in this report where less than 100% coverage of the required weld examination volume was achieved.

Code Case N-504-2 / Alternative Rules for Repair of Class 1, 2, and 3 Austenitic Stainless Steel Piping. (Applicable to welds that received weld overlay.)

Code Case N-609 / Alternate Requirements to Stress-Based Selection Criteria for Category B-J Welds, Section XI, Division 1

Code Case N-624 / Alternative to the requirements of IWB-2420(a), IWC-2420(a), IWD-2420(a), and IWF-2420(a). This will allow the sequence of component examinations that were established during the first inspection interval to be modified, provided that the percentage requirements are still met.

Code Case N-663 / Alternative Requirements for Classes 1 and 2 Surface Examinations, Section XI, Division I

Code Case N-665 / Alternative Requirements for Beam Angle Measurements using Refracted Longitudinal Wave Search Units

Code Case N-683 (Method for Determining Maximum Allowable False Calls when Performing Single Sided Access Performance Demonstration in Accordance With Appendix VIII, Supplements 4 and 6.)

Code Case N-685 / Lighting Requirements for Surface Examinations

Code Case N-695 / Qualification Requirements for Dissimilar Metal Piping Welds, Section XI, Division I

Code Case N-700 / Alternative Rules for Selection of Classes 1, 2 and 3 Vessel Welded Attachments for Examination Section XI, Division 1. (Categories B-K, C-C, and D-A)

Code Case N-706 / Alternative Examination Requirements of Table IWB-2500-1 and Table IWC-2500-1 for PWR Stainless Steel Residual and Regenerative Heat Exchangers.. For Oconee it affects Category C-A. This code case will be used only on C1.10 items on the Decay Heat Coolers for all 3 Oconee Units.

Code Case N-722 / Additional Examinations for PWR Pressure retaining Welds in Class 1 Components Fabricated with Alloy 600/82/182 Materials Section XI, Division 1) 10CFR Part 50, Federal Register, Final Rule that was issued September 10, 2008 mandates the use of this code case. (Effective Date is October 10, 2008)

Duke Power Company Problem Investigation Process (PIP) Report O-11-06923. This PIP was written to track the evaluation process and resolution for limited coverage on UT examinations of welds that were inspected during EOC-26 for Unit 1. This will include processing relief request if it is determined that greater than ninety percent of coverage cannot be achieved. The welds with limited coverage are listed in Section 4.4 of this report.

PIP O-09-0848 was written to incorporate Code Case N-609 into the Fourth Interval ISI Plan.

PIP G-08-0185 was written to incorporate Code Case N-663 into the Fourth Interval ISI Plan.

PIP O-10-1242 was written to remove C2.32 items as a result of an SER received for RFR 10-ON-001.

PIP O-11-09131 was written to document the work orders that had work completed during the 1EOC-26 report period but the documentation was not completed in time for the NIS-2 forms to be incorporated into 1EOC-26 report.

Request for Relief 03-006 / Allows Duke an Alternative for the Snubber Examinations required in IWF-5000 for the 4th interval.

Request for Relief 07-ON-001 / Allows Duke an Alternative for Section XI inspection requirements to support the application of Structural Weld Overlays on Nozzle to SE Welds (Summary Numbers O1.Q1.1).

Request for Relief 10-ON-001 / Allows Duke an Alternative to the required ultrasonic (UT) inspection of the LPI Cooler nozzle welds.

2.0 Fourth Ten Year Interval Inspection Status

The completion status of inspections required by the 1998 ASME Code Section XI, with the 2000 Addenda, is summarized in this section. The requirements are listed by the ASME Section XI Examination Category as defined in Table IWB-2500-1 for Class 1 Inspections, Table IWC-2500-1 for Class 2 Inspections, and IWF-2500-1 for Class 1 and 2 Component Supports. Augmented inspections are also included.

Class 1 Inspections

Examination Category	Description	Inspections Required	Inspections Completed	Percentage Completed	(1) Deferral Allowed
B-A	Pressure Retaining Welds in Reactor Vessel	13	0.5	4%	Yes
B-B	Pressure Retaining Welds in Vessels Other than Reactor Vessel	10	6	60%	No
B-D	Full Penetration Welds of Nozzles in Vessels Inspection Program B	54	38	70%	Partial
B-F	Pressure Retaining Dissimilar Metal Welds	2	0	0%	Yes
B-G-1	Pressure Retaining Bolting Greater than 2 Inches in Diameter	125	125	100%	Yes
B-G-2	Pressure Retaining Bolting 2 Inches and Less in Diameter	22	22	100%	No
B-J	Pressure Retaining Welds in Piping	151	139	92%	No
B-K	Welded Attachments for Vessels, Piping, Pumps and Valves	9	8	89%	No

Class 1 Inspections (Continued)

Examination Category	Description	Inspections Required	Inspections Completed	Percentage Completed	(1) Deferral Allowed
B-L-1	Pressure Retaining Welds in Pump Casings	1	1	100%	Yes
B-L-2	Pump Casings	1	0	0%	Yes
B-M-1	Pressure Retaining Welds in Valve Bodies	1	1	100%	Yes
B-M-2	Valve Bodies	3	3	100%	Yes
B-N-1	Interior of Reactor Vessel	3	2	67%	No
B-N-2	Welded Core Support Structures and Interior Attachments to Reactor Vessels	3	0	0%	Yes
B-N-3	Removable Core Support Structures	1	0	0%	Yes
B-O	Pressure Retaining Welds in Control Rod Housings	12	8	67%	Yes
B-P	All Pressure Retaining Components	REFERENCE SECTION 6.0 OF THIS REPORT			
B-Q	Steam Generator Tubing	N/A	N/A	N/A	N/A
F-A F1.10 & F1.040 items.	Class 1 Component Supports (Except Snubbers)	37 Supports	34 Supports	92%	No
F-A F1.050 items	Class 1 Component Supports, Snubbers				(2)

Weld Overlay per Section XI Appendix Q

Examination Category	Description	Inspections Required	Inspections Completed	Percentage Completed
Q-A	Q1.1 items Weld Overlay	3	2	(3) 67%

Class 2 Inspections

Examination Category	Description	Inspections Required	Inspections Completed	Percentage Completed
C-A	Pressure Retaining Welds in Pressure Vessels	11	9	82%
C-B	Pressure Retaining Nozzle Welds in Vessels	4	4	100%
C-C	Integral Attachments for Vessels, Piping, Pumps and Valves	37	35	95%
C-D	Pressure Retaining Bolting Greater Than 2 Inches in Diameter	2	1	50%
C-F-1	Pressure Retaining Welds in Austenitic Stainless Steel or High Alloy Piping	175	144	82%
C-F-2	Pressure Retaining Welds in Carbon or Low Alloy Steel Piping	72	61	85%
C-G	Pressure Retaining Welds in Pumps and Valves	N/A	N/A	N/A
C-H	All Pressure Retaining Components	REFERENCE SECTION 6.0 OF THIS REPORT		
F-A F1.020 & F1.040 items	Class 2 Component Supports (Except Snubbers)	138	115	83%
F-A F1.050 items	Class 2 Component Supports, Snubbers			(2)

Augmented/Elective Inspections

Item Number	Description	Percentage Completed
O1.B4.30	Head with Nozzles and Partial Penetration Welds, Bare Metal Visual per Code Case N-729-1	No items scheduled for EOC 26
O1.B4.40	Head with nozzles and Partial Penetration Welds, Volumetric/Surface exam per Code Case N-729-1	No items scheduled for EOC 26
O1.B15.80	Reactor Vessel Bottom Head Bare Metal Visual per Code Case N-722	100% of EOC 26 Requirements
O1.B15.140	Pressurizer, Bare Metal Visual per Code Case N-722	100% of EOC 26 Requirements
O1.B15.210	Hot Leg Full Penetration Weld, Bare Metal Visual per Code Case N-722	100% of EOC 26 Requirements
O1.B15.215	Cold Leg Full Penetration Weld, Bare Metal Visual per Code Case N-722	100% of EOC 26 Requirements
O1.G1.1	Reactor Coolant Pump Flywheel	No items scheduled for EOC 26
O1.G2.1	HPI Nozzle Safe End Examinations	100% of EOC 26 Requirements
O1.G3.1	Pressurizer Surge Line Examinations	No items scheduled for EOC 26
O1.G4.1	Thermal Stress Piping (NRC Bulletin 88-08)	100% of EOC 26 Requirements
O1.G12.1	UT Examination per MRP-139	No items scheduled for EOC 26
O1.G12.2	UT Examination per MRP-139	No items scheduled for EOC 26
O1.G16.1	UT Examination per MRP-146	100% of EOC 26 Requirements
O1.H2.1	Class 1 RTE Mounting Bosses	100% of EOC 26 Requirements
O1.H3.1	Main Feedwater Piping in the East and West Penetration Rooms per QA-513J (ER-ONS-04-03)	No items scheduled for EOC 26
O1.H4.1	Main Feedwater and Main Steam Piping Supports and Attachment Welds per QA-513J (ER-ONS-04-05)	100% of EOC 26 Requirements
O1.H5.1	East Penetration Main Feedwater piping welds and attachments	100% of EOC 26 Requirements
O1.H6.1	Main Feedwater rupture restraint attachment welds	100% of EOC 26 Requirements

- (1) Deferral of inspection to the end of the interval as allowed by ASME Section XI Tables IWB and IWC 2500-1.
- (2) Inspected under Selected License Commitment 16.9.18 per Relief Request 03-006.
- (3) All weld overlays are scheduled and examined per Appendix Q.

3.0 Final Inservice Inspection Plan

The final Inservice Inspection Plan Report shown in this section lists all ASME Section XI Class 1, Class 2, Class 3, and Augmented/Elective Examinations credited for this report period.

DUKE ENERGY
NUCLEAR TECHNICAL SERVICES
Inservice Inspection Database Management System
Plan Report
Oconee 1, 4th Interval, Outage 5 (EOC-26)

This report includes all changes through addendum ONS1-137

Summary Num	Component ID Class / System	ISO/DWG Numbers	Procedure Description Comments	Insp Req	Material	Sched	Thick/NPS	Cal Blocks	Component ID 2
Category AUG									
O1.B15.140.0001	1-PZR-HTR PLATES Class 1 50	OM 201-288	NDE-68	VT-2	CS-Inconel		0.000 / 0.000		---
Dissimilar			<p>Nozzle to Safe End</p> <p>Heater Diaphragm Plate to PZR SS Clad welds located on the Pressurizer. (3 welds total)</p> <p>Per the requirements of 10 CFR 50.55a (g) (6) (ii) (E), all licensees of PWRs shall augment their ISI program implementing ASME Code Case N-722 subject to the conditions specified in paragraphs (g) (6) (ii) (E) 2 through 4.</p> <p>Bare Metal Visual Inspection by VT-2 qualified inspector of the PZR welds per the requirements of Code Case N-722. (Item Number B15.140).</p> <p>B15.140 Items are to be examined every refueling outage from the start date.</p> <p>Personnel performing the visual examination shall be qualified as VT-2 visual examiners and shall have completed a minimum of four hours of additional training in detection of borated water leakage from alloy 600/82/182 components and the resulting boric acid corrosion of adjacent ferritic steel components.</p> <p>Procedure NDE 68, Acceptance Criteria is "no evidence of borated water leakage."</p> <p>For additional information, contact Chris Cruz from the Materials and NDE Services Section, Nuclear Technical Services Division.</p>						
O1.B15.140.0002	1-PZR-HTR-SLEEVES Class 1 50	OM 201-288 OM 201-152	NDE-68	VT-2	CS-Inconel		0.000 / 0.000		---
Dissimilar			<p>Nozzle to Safe End</p> <p>PZR heater sleeves to diaphragm welds and SS heater sheath welds located on the Pressurizer. (total of 117 welds)</p> <p>Per the requirements of 10 CFR 50.55a (g) (6) (ii) (E), all licensees of PWRs shall augment their ISI program implementing ASME Code Case N-722 subject to the conditions specified in paragraphs (g) (6) (ii) (E) 2 through 4.</p> <p>Bare Metal Visual Inspection by VT-2 qualified inspector of the PZR welds per the requirements of Code Case N-722. (Item Number B15.140).</p> <p>B15.140 Items are to be examined every refueling outage from the start date.</p> <p>Personnel performing the visual examination shall be qualified as VT-2 visual examiners and shall have completed a minimum of four hours of additional training in detection of borated water leakage from alloy 600/82/182 components and the resulting boric acid corrosion of adjacent ferritic steel components.</p> <p>Procedure NDE 68, Acceptance Criteria is "no evidence of borated water leakage."</p> <p>For additional information, contact Chris Cruz from the Materials and NDE Services Section, Nuclear Technical Services Division.</p>						

This report includes all changes through addendum ONS1-137

Oconee 1, 4th Interval, outage 5 (EOC-26)

Summary Num	Component ID Class / System	ISO/DWG Numbers	Procedure Description Comments	Insp Req	Material	Sched	Thick/NPS	Cal Blocks	Component ID 2
Category AUG									
O1.B15.210.0001	1RC-269-125V Class 1 50	1RC-269 OM 201-0738 OM 201-0181	NDE-68	VT-2	SS-Inconel		0.250 / 1.000		---
Dissimilar			<p>Pipe to Safe End</p> <p>1 inch HL SB-166 Pressure Tap SE to CS Nozzle weld and SS pipe weld. This weld is located on piping that branches off of "A" Hot Leg. (Examine the Nozzle to Safe-End weld and the Safe-End to Pipe weld.) Per the requirements of 10 CFR 50.55a (g) (6) (ii) (E), all licensees of PWRs shall augment their ISI program implementing ASME Code Case N-722 subject to the conditions specified in paragraphs (g) (6) (ii) (E) 2 through 4. Bare Metal Visual Inspection by VT-2 qualified inspector per the requirements of applicable item numbers listed in Table 1 of Code Case N-722. Personnel performing the visual examination shall be qualified as VT-2 visual examiners and shall have completed a minimum of four hours of additional training in detection of borated water leakage from alloy 600/82/182 components and the resulting boric acid corrosion of adjacent ferritic steel components. Procedure NDE 68, Acceptance Criteria is "no evidence of borated water leakage." This B15.210 item is to be examined each refueling outage. For additional information, contact Chris Cruz from the Materials and NDE Services Section, Nuclear Technical Services Division.</p>						
O1.B15.210.0002	1-50-4-125 Class 1 50	1-50-4(3) OM 201-0181 OM 201-0738	NDE-68	VT-2	SS-Inconel		1.187 / 1.000		---
Dissimilar			<p>Pipe to Safe End</p> <p>1 inch HL SB-166 Pressure Tap SE to CS Nozzle weld and SS pipe weld. This weld is located on piping that branches off of "A" Hot Leg. (Examine the Nozzle to Safe-End weld and the Safe-End to Pipe weld.) Per the requirements of 10 CFR 50.55a (g) (6) (ii) (E), all licensees of PWRs shall augment their ISI program implementing ASME Code Case N-722 subject to the conditions specified in paragraphs (g) (6) (ii) (E) 2 through 4. Bare Metal Visual Inspection by VT-2 qualified inspector per the requirements of applicable item numbers listed in Table 1 of Code Case N-722. Personnel performing the visual examination shall be qualified as VT-2 visual examiners and shall have completed a minimum of four hours of additional training in detection of borated water leakage from alloy 600/82/182 components and the resulting boric acid corrosion of adjacent ferritic steel components. Procedure NDE 68, Acceptance Criteria is "no evidence of borated water leakage." This B15.210 item is to be examined each refueling outage. For additional information, contact Chris Cruz from the Materials and NDE Services Section, Nuclear Technical Services Division.</p>						

This report includes all changes through addendum ONS1-137

Oconee 1, 4th Interval, outage 5 (EOC-26)

Summary Num	Component ID Class / System	ISO/DWG Numbers	Procedure Description Comments	Insp Req	Material	Sched	Thick/NPS	Cal Blocks	Component ID 2
Category AUG									
O1.B15.210.0003	1RC-273-143V Class 1 50	1RC-273 OM 201-0181 OM 201-0738	NDE-68	VT-2	SS-Inconel		1.187 / 1.000		--
Dissimilar			<p>Pipe to Safe End</p> <p>1 inch HL SB-166 Pressure Tap SE to CS Nozzle weld and SS pipe weld. This weld is located on piping that branches off of "B" Hot Leg.</p> <p>(Examine the Nozzle to Safe-End weld and the Safe-End to Pipe weld.)</p> <p>Per the requirements of 10 CFR 50.55a (g) (6) (ii) (E), all licensees of PWRs shall augment their ISI program implementing ASME Code Case N-722 subject to the conditions specified in paragraphs (g) (6) (ii) (E) 2 through 4.</p> <p>Bare Metal Visual Inspection by VT-2 qualified inspector per the requirements of applicable item numbers listed in Table 1 of Code Case N-722.</p> <p>Personnel performing the visual examination shall be qualified as VT-2 visual examiners and shall have completed a minimum of four hours of additional training in detection of borated water leakage from alloy 600/82/182 components and the resulting boric acid corrosion of adjacent ferritic steel components.</p> <p>Procedure NDE 68, Acceptance Criteria is "no evidence of borated water leakage."</p> <p>This B15.210 item is to be examined each refueling outage.</p> <p>For additional information, contact Chris Cruz from the Materials and NDE Services Section, Nuclear Technical Services Division.</p>						
O1.B15.210.0004	1-50-4-143 Class 1 50	1-50-4(1) OM 201-0181 OM 201-0738	NDE-68	VT-2	SS-Inconel		0.250 / 1.000		--
Dissimilar			<p>Pipe to Safe End</p> <p>1 inch HL SB-166 Pressure Tap SE to CS Nozzle weld and SS pipe weld. This weld is located on piping that branches off of "B" Hot Leg.</p> <p>(Examine the Nozzle to Safe-End weld and the Safe-End to Pipe weld.)</p> <p>Per the requirements of 10 CFR 50.55a (g) (6) (ii) (E), all licensees of PWRs shall augment their ISI program implementing ASME Code Case N-722 subject to the conditions specified in paragraphs (g) (6) (ii) (E) 2 through 4.</p> <p>Bare Metal Visual Inspection by VT-2 qualified inspector per the requirements of applicable item numbers listed in Table 1 of Code Case N-722.</p> <p>Personnel performing the visual examination shall be qualified as VT-2 visual examiners and shall have completed a minimum of four hours of additional training in detection of borated water leakage from alloy 600/82/182 components and the resulting boric acid corrosion of adjacent ferritic steel components.</p> <p>Procedure NDE 68, Acceptance Criteria is "no evidence of borated water leakage."</p> <p>This B15.210 item is to be examined each refueling outage.</p> <p>For additional information, contact Chris Cruz from the Materials and NDE Services Section, Nuclear Technical Services Division.</p>						

This report includes all changes through addendum ONS1-137

Oconee 1, 4th Interval, outage 5 (EOC-26)

Summary Num	Component ID Class / System	ISO/DWG Numbers	Procedure Description Comments	Insp Req	Material	Sched	Thick/NPS	Cal Blocks	Component ID 2
Category AUG									
O1.B15.210.0005	1-50-4-131 Class 1 50	1-50-4(1) OM 201-0181 OM 201-0738	NDE-68	VT-2	SS-Inconel		0.250 / 1.000		---
Dissimilar			<p>Pipe to Safe End</p> <p>3/4 inch ID HL SB-166 Flowmeter Noz SE to CS Nozzle weld and SS pipe weld. (Examine the Nozzle to Safe-End weld and the Safe-End to Pipe weld.) This weld is located on piping that branches off of "A" Hot Leg. Per the requirements of 10 CFR 50.55a (g) (6) (ii) (E), all licensees of PWRs shall augment their ISI program implementing ASME Code Case N-722 subject to the conditions specified in paragraphs (g) (6) (ii) (E) 2 through 4. Bare Metal Visual Inspection by VT-2 qualified inspector per the requirements of applicable item numbers listed in Table 1 of Code Case N-722. Personnel performing the visual examination shall be qualified as VT-2 visual examiners and shall have completed a minimum of four hours of additional training in detection of borated water leakage from alloy 600/82/182 components and the resulting boric acid corrosion of adjacent ferritic steel components. Procedure NDE 68, Acceptance Criteria is "no evidence of borated water leakage." This B15.210 item is to be examined each refueling outage. For additional information, contact Chris Cruz from the Materials and NDE Services Section, Nuclear Technical Services Division.</p>						
O1.B15.210.0006	1-50-4-135 Class 1 50	1-50-4(3) OM 201-0181 OM 201-0738	NDE-68	VT-2	SS-Inconel		0.250 / 1.000		---
Dissimilar			<p>Pipe to Safe End</p> <p>3/4 inch ID HL SB-166 Flowmeter Noz SE to CS Nozzle weld and SS pipe weld. (Examine the Nozzle to Safe-End weld and the Safe-End to Pipe weld.) This weld is located on piping that branches off of "A" Hot Leg. Per the requirements of 10 CFR 50.55a (g) (6) (ii) (E), all licensees of PWRs shall augment their ISI program implementing ASME Code Case N-722 subject to the conditions specified in paragraphs (g) (6) (ii) (E) 2 through 4. Bare Metal Visual Inspection by VT-2 qualified inspector per the requirements of applicable item numbers listed in Table 1 of Code Case N-722. Personnel performing the visual examination shall be qualified as VT-2 visual examiners and shall have completed a minimum of four hours of additional training in detection of borated water leakage from alloy 600/82/182 components and the resulting boric acid corrosion of adjacent ferritic steel components. Procedure NDE 68, Acceptance Criteria is "no evidence of borated water leakage." This B15.210 item is to be examined each refueling outage. For additional information, contact Chris Cruz from the Materials and NDE Services Section, Nuclear Technical Services Division.</p>						

This report includes all changes through addendum ONS1-137

Oconee 1, 4th Interval, outage 5 (EOC-26)

Summary Num	Component ID Class / System	ISO/DWG Numbers	Procedure Description Comments	Insp Req	Material	Sched	Thick/NPS	Cal Blocks	Component ID 2
Category AUG									
O1.B15.210.0007	1-50-4-44A Class 1 50	1-50-4(1) OM 201-0181 OM 201-0738	NDE-68	VT-2	SS-Inconel		0.250 / 1.000		---
Dissimilar			<p>Pipe to Safe End</p> <p>3/4 inch ID HL SB-166 Flowmeter Noz SE to CS Nozzle weld and SS pipe weld. (Examine the Nozzle to Safe-End weld and the Safe-End to Pipe weld.) This weld is located on piping that branches off of "B" Hot Leg. Per the requirements of 10 CFR 50.55a (g) (6) (ii) (E), all licensees of PWRs shall augment their ISI program implementing ASME Code Case N-722 subject to the conditions specified in paragraphs (g) (6) (ii) (E) 2 through 4. Bare Metal Visual Inspection by VT-2 qualified inspector per the requirements of applicable item numbers listed in Table 1 of Code Case N-722. Personnel performing the visual examination shall be qualified as VT-2 visual examiners and shall have completed a minimum of four hours of additional training in detection of borated water leakage from alloy 600/82/182 components and the resulting boric acid corrosion of adjacent ferritic steel components. Procedure NDE 68, Acceptance Criteria is "no evidence of borated water leakage." This B15.210 item is to be examined each refueling outage. For additional information, contact Chris Cruz from the Materials and NDE Services Section, Nuclear Technical Services Division.</p>						
O1.B15.210.0008	1-50-4-150 Class 1 50	1-50-4(1) OM 201-0181 OM 201-0738	NDE-68	VT-2	SS-Inconel		0.250 / 1.000		---
Dissimilar			<p>Pipe to Safe End</p> <p>3/4 inch ID HL SB-166 Flowmeter Noz SE to CS Nozzle weld and SS pipe weld. (Examine the Nozzle to Safe-End weld and the Safe-End to Pipe weld.) This weld is located on piping that branches off of "B" Hot Leg. Per the requirements of 10 CFR 50.55a (g) (6) (ii) (E), all licensees of PWRs shall augment their ISI program implementing ASME Code Case N-722 subject to the conditions specified in paragraphs (g) (6) (ii) (E) 2 through 4. Bare Metal Visual Inspection by VT-2 qualified inspector per the requirements of applicable item numbers listed in Table 1 of Code Case N-722. Personnel performing the visual examination shall be qualified as VT-2 visual examiners and shall have completed a minimum of four hours of additional training in detection of borated water leakage from alloy 600/82/182 components and the resulting boric acid corrosion of adjacent ferritic steel components. Procedure NDE 68, Acceptance Criteria is "no evidence of borated water leakage." This B15.210 item is to be examined each refueling outage. For additional information, contact Chris Cruz from the Materials and NDE Services Section, Nuclear Technical Services Division.</p>						

This report includes all changes through addendum ONS1-137

Oconee 1, 4th Interval, outage 5 (EOC-26)

Summary Num	Component ID Class / System	ISO/DWG Numbers	Procedure Description Comments	Insp Req	Material	Sched	Thick/NPS	Cal Blocks	Component ID 2
Category AUG									
O1.B15.210.0009	1-PHA-13 Class 1 50	ISI-OCN1-005 OM-201-2296 OM 201-0181	NDE-68	VT-2	CS-Inconel		2.875 / 9.000		---
Dissimilar			Pipe to Pipe RTE Mounting Boss SB-166 to 690 Drywell Weld on 1A Hotleg (X-Axis) Hot Leg (Piece 7) to RTE Mounting Boss (piece 12). Per the requirements of 10 CFR 50.55a (g) (6) (ii) (E), all licensees of PWRs shall augment their ISI program implementing ASME Code Case N-722 subject to the conditions specified in paragraphs (g) (6) (ii) (E) 2 through 4. Bare Metal Visual Inspection by VT-2 qualified inspector per the requirements of applicable item numbers listed in Table 1 of Code Case N-722. Personnel performing the visual examination shall be qualified as VT-2 visual examiners and shall have completed a minimum of four hours of additional training in detection of borated water leakage from alloy 600/82/182 components and the resulting boric acid corrosion of adjacent ferritic steel components. Procedure NDE 68, Acceptance Criteria is "no evidence of borated water leakage." This B15.210 item is to be examined each refueling outage. For additional information, contact Chris Cruz from the Materials and NDE Services Section, Nuclear Technical Services Division.						
O1.B15.210.0010	1-PHA-14 Class 1 50	ISI-OCN1-005 OM-201-2296 OM 201-0181	NDE-68	VT-2	CS-Inconel		2.875 / 9.000		---
Dissimilar			Pipe to Pipe RTE Mounting Boss SB-166 to 690 Drywell Weld on 1A Hotleg (Y-Z Axis) Hot Leg (Piece 7) to RTE Mounting Boss (piece 12). Per the requirements of 10 CFR 50.55a (g) (6) (ii) (E), all licensees of PWRs shall augment their ISI program implementing ASME Code Case N-722 subject to the conditions specified in paragraphs (g) (6) (ii) (E) 2 through 4. Bare Metal Visual Inspection by VT-2 qualified inspector per the requirements of applicable item numbers listed in Table 1 of Code Case N-722. Personnel performing the visual examination shall be qualified as VT-2 visual examiners and shall have completed a minimum of four hours of additional training in detection of borated water leakage from alloy 600/82/182 components and the resulting boric acid corrosion of adjacent ferritic steel components. Procedure NDE 68, Acceptance Criteria is "no evidence of borated water leakage." This B15.210 item is to be examined each refueling outage. For additional information, contact Chris Cruz from the Materials and NDE Services Section, Nuclear Technical Services Division.						

This report includes all changes through addendum ONS1-137

Oconee 1, 4th Interval, outage 5 (EOC-26)

Summary Num	Component ID Class / System	ISO/DWG Numbers	Procedure Description Comments	Insp Req	Material	Sched	Thick/NPS	Cal Blocks	Component ID 2
Category AUG									
O1.B15.210.0011	1-PHA-15 Class 1 50	ISI-OCN1-005 OM-201-2296 OM 201-0181	NDE-68	VT-2	CS-Inconel		2.875 / 9.000		---
Dissimilar			<p>Pipe to Pipe</p> <p>RTE Mounting Boss SB-166 to 690 Drywell Weld on 1A Hotleg (Z-W Axis) Hot Leg (Piece 7) to RTE Mounting Boss (piece 12). Per the requirements of 10 CFR 50.55a (g) (6) (ii) (E), all licensees of PWRs shall augment their ISI program implementing ASME Code Case N-722 subject to the conditions specified in paragraphs (g) (6) (ii) (E) 2 through 4. Bare Metal Visual Inspection by VT-2 qualified inspector per the requirements of applicable item numbers listed in Table 1 of Code Case N-722. Personnel performing the visual examination shall be qualified as VT-2 visual examiners and shall have completed a minimum of four hours of additional training in detection of borated water leakage from alloy 600/82/182 components and the resulting boric acid corrosion of adjacent ferritic steel components. Procedure NDE 68, Acceptance Criteria is "no evidence of borated water leakage." This B15.210 item is to be examined each refueling outage. For additional information, contact Chris Cruz from the Materials and NDE Services Section, Nuclear Technical Services Division.</p>						
O1.B15.210.0012	1-PHB-13 Class 1 50	ISI-OCN1-006 OM-201-2296 OM 201-0181	NDE-68	VT-2	CS-Inconel		2.875 / 9.000		---
Dissimilar			<p>Pipe to Pipe</p> <p>RTE Mounting Boss SB-166 to 690 Drywell Weld on 1B Hotleg (X-Axis) Hot Leg (Piece 7) to RTE Mounting Boss (piece 12). Per the requirements of 10 CFR 50.55a (g) (6) (ii) (E), all licensees of PWRs shall augment their ISI program implementing ASME Code Case N-722 subject to the conditions specified in paragraphs (g) (6) (ii) (E) 2 through 4. Bare Metal Visual Inspection by VT-2 qualified inspector per the requirements of applicable item numbers listed in Table 1 of Code Case N-722. Personnel performing the visual examination shall be qualified as VT-2 visual examiners and shall have completed a minimum of four hours of additional training in detection of borated water leakage from alloy 600/82/182 components and the resulting boric acid corrosion of adjacent ferritic steel components. Procedure NDE 68, Acceptance Criteria is "no evidence of borated water leakage." This B15.210 item is to be examined each refueling outage. For additional information, contact Chris Cruz from the Materials and NDE Services Section, Nuclear Technical Services Division.</p>						

This report includes all changes through addendum ONS1-137

Oconee 1, 4th Interval, outage 5 (EOC-26)

Summary Num	Component ID Class / System	ISO/DWG Numbers	Procedure Description Comments	Insp Req	Material	Sched	Thick/NPS	Cal Blocks	Component ID 2
Category AUG									
O1.B15.210.0013	1-PHB-14 Class 1 50	ISI-OCN1-006 OM-201-2296 OM 201-0181	NDE-68	VT-2	CS-Inconel		2.875 / 9.000		---
Dissimilar			<p>Pipe to Pipe</p> <p>RTE Mounting Boss SB-166 to 690 Drywell Weld on 1B Hotleg (Y-Z Axis) Hot Leg (Piece 7) to RTE Mounting Boss (piece 12). Per the requirements of 10 CFR 50.55a (g) (6) (ii) (E), all licensees of PWRs shall augment their ISI program implementing ASME Code Case N-722 subject to the conditions specified in paragraphs (g) (6) (ii) (E) 2 through 4. Bare Metal Visual Inspection by VT-2 qualified inspector per the requirements of applicable item numbers listed in Table 1 of Code Case N-722. Personnel performing the visual examination shall be qualified as VT-2 visual examiners and shall have completed a minimum of four hours of additional training in detection of borated water leakage from alloy 600/82/182 components and the resulting boric acid corrosion of adjacent ferritic steel components. Procedure NDE 68, Acceptance Criteria is "no evidence of borated water leakage." This B15.210 item is to be examined each refueling outage. For additional information, contact Chris Cruz from the Materials and NDE Services Section, Nuclear Technical Services Division.</p>						
O1.B15.210.0014	1-PHB-15 Class 1 50	ISI-OCN1-006 OM-201-2296 OM 201-0181	NDE-68	VT-2	CS-Inconel		2.875 / 9.000		---
Dissimilar			<p>Pipe to Pipe</p> <p>RTE Mounting Boss SB-166 to 690 Drywell Weld on 1B Hotleg (Z-W Axis) Hot Leg (Piece 7) to RTE Mounting Boss (piece 12). Per the requirements of 10 CFR 50.55a (g) (6) (ii) (E), all licensees of PWRs shall augment their ISI program implementing ASME Code Case N-722 subject to the conditions specified in paragraphs (g) (6) (ii) (E) 2 through 4. Bare Metal Visual Inspection by VT-2 qualified inspector per the requirements of applicable item numbers listed in Table 1 of Code Case N-722. Personnel performing the visual examination shall be qualified as VT-2 visual examiners and shall have completed a minimum of four hours of additional training in detection of borated water leakage from alloy 600/82/182 components and the resulting boric acid corrosion of adjacent ferritic steel components. Procedure NDE 68, Acceptance Criteria is "no evidence of borated water leakage." This B15.210 item is to be examined each refueling outage. For additional information, contact Chris Cruz from the Materials and NDE Services Section, Nuclear Technical Services Division.</p>						

This report includes all changes through addendum ONS1-137

Oconee 1, 4th Interval, outage 5 (EOC-26)

Summary Num	Component ID Class / System	ISO/DWG Numbers	Procedure Description Comments	Insp Req	Material	Sched	Thick/NPS	Cal Blocks	Component ID 2
Category AUG									
Q1.B15.210.0015	1SGA-HL-CON-27								
	Class 1 50	OM-201-0351.001	NDE-68	VT-2	CS-Inconel				---
		O-ISIN4-100A-1.1							
Dissimilar		OM-201-0181.001							
			RTE Hot Leg Thermal Well Steam Generator A Hot Leg Connection # 27 on drawing OM 201-0351.001 and Mark # 10 on drawing OM-201-0181.001 Abandoned RTE Thermal Well Connection Per the requirements of 10 CFR 50.55a (g) (6) (ii) (E), all licensees of PWRs shall augment their ISI program implementing ASME Code Case N-722 subject to the conditions specified in paragraphs (g) (6) (ii) (E) 2 through 4. Bare Metal Visual Inspection by VT-2 qualified inspector per the requirements of applicable item numbers listed in Table 1 of Code Case N-722. Personnel performing the visual examination shall be qualified as VT-2 visual examiners and shall have completed a minimum of four hours of additional training in detection of borated water leakage from alloy 600/82/182 components and the resulting boric acid corrosion of adjacent ferritic steel components. Procedure NDE 68, Acceptance Criteria is "no evidence of borated water leakage." This B15.210 item is to be examined each refueling outage. For additional information, contact Chris Cruz from the Materials and NDE Services Section, Nuclear Technical Services Division.						
Q1.B15.210.0016	1SGB-HL-CON-36								
	Class 1 50	OM-201-0351.001	NDE-68	VT-2	CS-Inconel				---
		O-ISIN4-100A-1.1							
Dissimilar		OM-201-0181.001							
			RTE Hot Leg Thermal Well Steam Generator B Hot Leg Connection # 36 on drawing OM 201-0351.001 and Mark # 10 on drawing OM-201-0181.001 Abandoned RTE Thermal Well Connection Per the requirements of 10 CFR 50.55a (g) (6) (ii) (E), all licensees of PWRs shall augment their ISI program implementing ASME Code Case N-722 subject to the conditions specified in paragraphs (g) (6) (ii) (E) 2 through 4. Bare Metal Visual Inspection by VT-2 qualified inspector per the requirements of applicable item numbers listed in Table 1 of Code Case N-722. Personnel performing the visual examination shall be qualified as VT-2 visual examiners and shall have completed a minimum of four hours of additional training in detection of borated water leakage from alloy 600/82/182 components and the resulting boric acid corrosion of adjacent ferritic steel components. Procedure NDE 68, Acceptance Criteria is "no evidence of borated water leakage." This B15.210 item is to be examined each refueling outage. For additional information, contact Chris Cruz from the Materials and NDE Services Section, Nuclear Technical Services Division.						

This report includes all changes through addendum ONS1-137

Oconee 1, 4th Interval, outage 5 (EOC-26)

Summary Num	Component ID Class / System	ISO/DWG Numbers	Procedure Description Comments	Insp Req	Material	Sched	Thick/NPS	Cal Blocks	Component ID 2
Category AUG									
O1.B15.215.0010	1-PDA2-2 Class 1 50	ISI-OCN1-012 O-ISIN4-100A-1.1 OM-201-1844	NDE-68	VT-2	SS-CS		2.330 / 33.500		---
Dissimilar Stress Weld			<p>Safe End to Elbow</p> <p>Reactor Coolant Pump 1A2 Discharge Piping. Safe End Pc. 213 to 13 Degree Elbow Pc. 212.</p> <p>Per the requirements of 10 CFR 50.55a (g) (6) (ii) (E), all licensees of PWRs shall augment their ISI program implementing ASME Code Case N-722 subject to the conditions specified in paragraphs (g) (6) (ii) (E) 2 through 4.</p> <p>Bare Metal Visual Inspection by VT-2 qualified inspector per the requirements of applicable item numbers listed in Table 1 of Code Case N-722.</p> <p>Personnel performing the visual examination shall be qualified as VT-2 visual examiners and shall have completed a minimum of four hours of additional training in detection of borated water leakage from alloy 600/82/182 components and the resulting boric acid corrosion of adjacent ferritic steel components.</p> <p>Procedure NDE 68, Acceptance Criteria is "no evidence of borated water leakage."</p> <p>This item is to be examined once per interval.</p> <p>For additional information, contact Chris Cruz from the Materials and NDE Services Section, Nuclear Technical Services Division.</p>						
O1.B15.215.0011	1-PDB1-2 Class 1 50	ISI-OCN1-013 O-ISIN4-100A-1.1 OM-201-1845	NDE-68	VT-2	SS-CS		2.330 / 33.500		---
Dissimilar Stress Weld			<p>Safe End to Elbow</p> <p>Reactor Coolant Pump 1B1 Discharge Piping. Safe End Pc. 213 to 13 Degree Elbow Pc. 212.</p> <p>Per the requirements of 10 CFR 50.55a (g) (6) (ii) (E), all licensees of PWRs shall augment their ISI program implementing ASME Code Case N-722 subject to the conditions specified in paragraphs (g) (6) (ii) (E) 2 through 4.</p> <p>Bare Metal Visual Inspection by VT-2 qualified inspector per the requirements of applicable item numbers listed in Table 1 of Code Case N-722.</p> <p>Personnel performing the visual examination shall be qualified as VT-2 visual examiners and shall have completed a minimum of four hours of additional training in detection of borated water leakage from alloy 600/82/182 components and the resulting boric acid corrosion of adjacent ferritic steel components.</p> <p>Procedure NDE 68, Acceptance Criteria is "no evidence of borated water leakage."</p> <p>This item is to be examined once per interval.</p> <p>For additional information, contact Chris Cruz from the Materials and NDE Services Section, Nuclear Technical Services Division.</p>						

This report includes all changes through addendum ONS1-137

Oconee 1, 4th Interval, outage 5 (EOC-26)

Summary Num	Component ID Class / System	ISO/DWG Numbers	Procedure Description Comments	Insp Req	Material	Sched	Thick/NPS	Cal Blocks	Component ID 2
Category AUG									
O1.B15.215.0012	1-PDB2-2 Class 1 50	ISI-OCN1-014 O-ISIN4-100A-1.1 OM-201-1844	NDE-68	VT-2	SS-CS		2.330 / 33.500		---
Dissimilar Stress Weld			<p>Safe End to Elbow</p> <p>Reactor Coolant Pump 1B2 Discharge Piping. Safe End Pc. 213 to 13 Degree Elbow Pc. 212.</p> <p>Per the requirements of 10 CFR 50.55a (g) (6) (ii) (E), all licensees of PWRs shall augment their ISI program implementing ASME Code Case N-722 subject to the conditions specified in paragraphs (g) (6) (ii) (E) 2 through 4.</p> <p>Bare Metal Visual Inspection by VT-2 qualified inspector per the requirements of applicable item numbers listed in Table 1 of Code Case N-722.</p> <p>Personnel performing the visual examination shall be qualified as VT-2 visual examiners and shall have completed a minimum of four hours of additional training in detection of borated water leakage from alloy 600/82/182 components and the resulting boric acid corrosion of adjacent ferritic steel components.</p> <p>Procedure NDE 68, Acceptance Criteria is "no evidence of borated water leakage."</p> <p>This item is to be examined once per interval.</p> <p>For additional information, contact Chris Cruz from the Materials and NDE Services Section, Nuclear Technical Services Division.</p>						
O1.B15.215.0015	1-PDA1-11 Class 1 51A	ISI OCN1-011 OM-201-597	NDE-68	VT-2	SS-Inconel		0.750 / 3.500		---
Dissimilar			<p>Nozzle to Safe End</p> <p>1A1 Make-Up Nozzle Pc. 46 to Safe End Pc. 47.</p> <p>Per the requirements of 10 CFR 50.55a (g) (6) (ii) (E), all licensees of PWRs shall augment their ISI program implementing ASME Code Case N-722 subject to the conditions specified in paragraphs (g) (6) (ii) (E) 2 through 4.</p> <p>Bare Metal Visual Inspection by VT-2 qualified inspector per the requirements of applicable item numbers listed in Table 1 of Code Case N-722.</p> <p>Personnel performing the visual examination shall be qualified as VT-2 visual examiners and shall have completed a minimum of four hours of additional training in detection of borated water leakage from alloy 600/82/182 components and the resulting boric acid corrosion of adjacent ferritic steel components.</p> <p>Procedure NDE 68, Acceptance Criteria is "no evidence of borated water leakage."</p> <p>This item is to be examined once per interval.</p> <p>For additional information, contact Chris Cruz from the Materials and NDE Services Section, Nuclear Technical Services Division.</p> <p>This exam was moved from EOC27 to EOC-26 per request from Max Hips at Oconee. Chris Cruz was in agreement with the schedule being changed. See Plan addenda ONS1-122.</p>						

This report includes all changes through addendum ONS1-137

Oconee 1, 4th Interval, outage 5 (EOC-26)

Summary Num	Component ID Class / System	ISO/DWG Numbers	Procedure Description Comments	Insp Req	Material	Sched	Thick/NPS	Cal Blocks	Component ID 2
Category AUG									
O1.B15.215.0016	1-PDA2-11 Class 1 51A	ISI OCN1-012 OM-201-597	NDE-68	VT-2	CS-SS		0.750 / 3.500		---
Dissimilar			<p>Nozzle to Safe End</p> <p>1A2 Make-Up Nozzle Pc. 46 to Safe End Pc. 47.</p> <p>Per the requirements of 10 CFR 50.55a (g) (6) (ii) (E), all licensees of PWRs shall augment their ISI program implementing ASME Code Case N-722 subject to the conditions specified in paragraphs (g) (6) (ii) (E) 2 through 4.</p> <p>Bare Metal Visual Inspection by VT-2 qualified inspector per the requirements of applicable item numbers listed in Table 1 of Code Case N-722.</p> <p>Personnel performing the visual examination shall be qualified as VT-2 visual examiners and shall have completed a minimum of four hours of additional training in detection of borated water leakage from alloy 600/82/182 components and the resulting boric acid corrosion of adjacent ferritic steel components.</p> <p>Procedure NDE 68, Acceptance Criteria is "no evidence of borated water leakage."</p> <p>This item is to be examined once per interval.</p> <p>For additional information, contact Chris Cruz from the Materials and NDE Services Section, Nuclear Technical Services Division.</p> <p>This exam was moved from EOC27 to EOC-26 per request from Max Hipps at Oconee. Chris Cruz was in agreement with the schedule being changed. See Plan addenda ONS1-122.</p>						
O1.B15.215.0017	1-50-4-115 Class 1 50	1-50-4(3)	NDE-68	VT-2	SS-Inconel		0.250 / 1.000		---
Dissimilar			<p>Pipe to Safe End</p> <p>1 inch LCL SB-166 Pressure Tap SE to CS Nozzle and SS pipe weld. This piping is branching off of Pump 1A1 Suction piping. (Examine the nozzle to Safe-End Weld and the Safe-End to Pipe weld.)</p> <p>Per the requirements of 10 CFR 50.55a (g) (6) (ii) (E), all licensees of PWRs shall augment their ISI program implementing ASME Code Case N-722 subject to the conditions specified in paragraphs (g) (6) (ii) (E) 2 through 4.</p> <p>Bare Metal Visual Inspection by VT-2 qualified inspector per the requirements of applicable item numbers listed in Table 1 of Code Case N-722.</p> <p>Personnel performing the visual examination shall be qualified as VT-2 visual examiners and shall have completed a minimum of four hours of additional training in detection of borated water leakage from alloy 600/82/182 components and the resulting boric acid corrosion of adjacent ferritic steel components.</p> <p>Procedure NDE 68, Acceptance Criteria is "no evidence of borated water leakage."</p> <p>This item is to be examined once per interval.</p> <p>For additional information, contact Chris Cruz from the Materials and NDE Services Section, Nuclear Technical Services Division.</p>						

This report includes all changes through addendum ONS1-137

Oconee 1, 4th Interval, outage 5 (EOC-26)

Summary Num	Component ID Class / System	ISO/DWG Numbers	Procedure Description Comments	Insp Req	Material	Sched	Thick/NPS	Cal Blocks	Component ID 2
Category AUG									
O1.B15.215.0019	1-PIA1-11 Class 1 50	ISI-OCN1-007 O-ISIN4-100A-1.1 OM-201-1870	NDE-68	VT-2	CS-Inconel		0.816 / 3.500		---
Dissimilar Stress Weld			<p>Nozzle to Safe End</p> <p>Reactor Coolant Pump 1A1 Suction Piping. Drain Nozzle Pc. 64 to Safe End Pc. 65.</p> <p>Per the requirements of 10 CFR 50.55a (g) (6) (ii) (E), all licensees of PWRs shall augment their ISI program implementing ASME Code Case N-722 subject to the conditions specified in paragraphs (g) (6) (ii) (E) 2 through 4.</p> <p>Bare Metal Visual Inspection by VT-2 qualified inspector per the requirements of applicable item numbers listed in Table 1 of Code Case N-722.</p> <p>Personnel performing the visual examination shall be qualified as VT-2 visual examiners and shall have completed a minimum of four hours of additional training in detection of borated water leakage from alloy 600/82/182 components and the resulting boric acid corrosion of adjacent ferritic steel components.</p> <p>Procedure NDE 68, Acceptance Criteria is "no evidence of borated water leakage."</p> <p>This item is to be examined once per interval.</p> <p>For additional information, contact Chris Cruz from the Materials and NDE Services Section, Nuclear Technical Services Division.</p>						
O1.B15.215.0020	1-50-01-34 Class 1 50	1-50-01(1) O-ISIN4-100A-1.1 ISI-OCN1-007	NDE-68	VT-2	SS-Inconel		0.281 / 1.500		---
Dissimilar Stress Weld			<p>Safe End to Elbow</p> <p>Reactor Coolant Pump 1A1</p> <p>Suction Piping. Safe End Pc. 65 to Elbow.</p> <p>Per the requirements of 10 CFR 50.55a (g) (6) (ii) (E), all licensees of PWRs shall augment their ISI program implementing ASME Code Case N-722 subject to the conditions specified in paragraphs (g) (6) (ii) (E) 2 through 4.</p> <p>Bare Metal Visual Inspection by VT-2 qualified inspector per the requirements of applicable item numbers listed in Table 1 of Code Case N-722.</p> <p>Personnel performing the visual examination shall be qualified as VT-2 visual examiners and shall have completed a minimum of four hours of additional training in detection of borated water leakage from alloy 600/82/182 components and the resulting boric acid corrosion of adjacent ferritic steel components.</p> <p>Procedure NDE 68, Acceptance Criteria is "no evidence of borated water leakage."</p> <p>This item is to be examined once per interval.</p> <p>For additional information, contact Chris Cruz from the Materials and NDE Services Section, Nuclear Technical Services Division.</p>						

This report includes all changes through addendum ONS1-137

Oconee 1, 4th Interval, outage 5 (EOC-26)

Summary Num	Component ID Class / System	ISO/DWG Numbers	Procedure Description Comments	Insp Req	Material	Sched	Thick/NPS	Cal Blocks	Component ID 2
Category AUG									
O1.B15.215.0021	1-PIA2-11 Class 1 50	ISI-OCN1-008 O-ISIN4-100A-1.1 OM-201-1870	NDE-68	VT-2	CS-Inconel		0.816 / 3.500		---
Dissimilar Stress Weld			<p>Nozzle to Safe End</p> <p>Reactor Coolant Pump 1A2 Suction Piping. Drain Nozzle Pc. 64 to Safe End Pc. 65.</p> <p>Per the requirements of 10 CFR 50.55a (g) (6) (II) (E), all licensees of PWRs shall augment their ISI program implementing ASME Code Case N-722 subject to the conditions specified in paragraphs (g) (6) (ii) (E) 2 through 4.</p> <p>Bare Metal Visual Inspection by VT-2 qualified inspector per the requirements of applicable item numbers listed in Table 1 of Code Case N-722.</p> <p>Personnel performing the visual examination shall be qualified as VT-2 visual examiners and shall have completed a minimum of four hours of additional training in detection of borated water leakage from alloy 600/82/182 components and the resulting boric acid corrosion of adjacent ferritic steel components.</p> <p>Procedure NDE 68, Acceptance Criteria is "no evidence of borated water leakage."</p> <p>This item is to be examined once per Interval.</p> <p>For additional information, contact Chris Cruz from the Materials and NDE Services Section, Nuclear Technical Services Division.</p>						
O1.B15.215.0022	1-50-01-21 Class 1 50	1-50-01(1) O-ISIN4-100A-1.1 ISI-OCN1-008	NDE-68	VT-2	SS-Inconel		0.281 / 1.500		---
Dissimilar Stress Weld			<p>Safe End to Elbow</p> <p>Reactor Coolant Pump 1A2</p> <p>Suction Piping. Safe End Pc. 65 to Elbow.</p> <p>Per the requirements of 10 CFR 50.55a (g) (6) (II) (E), all licensees of PWRs shall augment their ISI program implementing ASME Code Case N-722 subject to the conditions specified in paragraphs (g) (6) (ii) (E) 2 through 4.</p> <p>Bare Metal Visual Inspection by VT-2 qualified inspector per the requirements of applicable item numbers listed in Table 1 of Code Case N-722.</p> <p>Personnel performing the visual examination shall be qualified as VT-2 visual examiners and shall have completed a minimum of four hours of additional training in detection of borated water leakage from alloy 600/82/182 components and the resulting boric acid corrosion of adjacent ferritic steel components.</p> <p>Procedure NDE 68, Acceptance Criteria is "no evidence of borated water leakage."</p> <p>This item is to be examined once per interval.</p> <p>For additional information, contact Chris Cruz from the Materials and NDE Services Section, Nuclear Technical Services Division.</p>						

This report includes all changes through addendum ONS1-137

Oconee 1, 4th Interval, outage 5 (EOC-26)

Summary Num	Component ID Class / System	ISO/DWG Numbers	Procedure Description Comments	Insp Req	Material	Sched	Thick/NPS	Cal Blocks	Component ID 2
Category AUG									
O1.B15.215.0029	1-PIB1-12 Class 1 50	ISI-OCN1-009 OM-201-1845	NDE-68	VT-2	CS-Inconel		2.250 / 8.750		---
Dissimilar			<p>Salvaged Pipe to Pipe</p> <p>RTE Mounting Pipe (Piece 58 to Piece 215). This weld is located at the Z-W Quadrant on Pump 1B1 Suction Piping. Per the requirements of 10 CFR 50.55a (g) (6) (ii) (E), all licensees of PWRs shall augment their ISI program implementing ASME Code Case N-722 subject to the conditions specified in paragraphs (g) (6) (ii) (E) 2 through 4. Bare Metal Visual Inspection by VT-2 qualified inspector per the requirements of applicable item numbers listed in Table 1 of Code Case N-722. Personnel performing the visual examination shall be qualified as VT-2 visual examiners and shall have completed a minimum of four hours of additional training in detection of borated water leakage from alloy 600/82/182 components and the resulting boric acid corrosion of adjacent ferritic steel components. Procedure NDE 68, Acceptance Criteria is "no evidence of borated water leakage." This item is to be examined once per interval. For additional information, contact Chris Cruz from the Materials and NDE Services Section, Nuclear Technical Services Division.</p>						
O1.B15.80.0001	1-RPV-BMI-NOZZLES Class 1 50	O-ISIN4-100A-1.1	NDE-69		Alloy 600/SS		NA/ NA		---
Dissimilar			<p>RPV Bottom Head BMI Nozzles</p> <p>Per the requirements of 10 CFR 50.55a(g)(6)(ii)(E), all licensees of PWRs shall augment their ISI program implementing ASME Code Case N-722 subject to the conditions specified in paragraphs (g) (6) (ii) (E) 2 through 4. Bare Metal Visual Inspection by VT-2 qualified inspector of the BMI Nozzles per the requirements of Code Case N-722. (Item Number B15.80). B15.80 Items, bare metal visual examinations are on the reactor vessel bottom head, bottom mounted instrument nozzles and alloy 600 transition weld between the alloy 600 tube and the stainless steel tube. B15.80 Items are to be examined every other refueling outage from the start date. Personnel performing the visual examination shall be qualified as VT-2 visual examiners and shall have completed a minimum of four hours of additional training in detection of borated water leakage from alloy 600/82/182 components and the resulting boric acid corrosion of adjacent ferritic steel components. Procedure NDE 68, Acceptance Criteria is "no evidence of borated water leakage." Procedure NDE-68 in conjunction with MP/O/A/1150/030 should be used to perform the Bare Metal Visual Inspection. For additional information, contact Chris Cruz from the Materials and NDE Services Section, Nuclear Technical Services Division. Item was rescheduled from 1EOC27 to 1EOC26 per QA-513J/ER-ONS-11-03.</p>						

This report includes all changes through addendum ONS1-137

Oconee 1, 4th Interval, outage 5 (EOC-26)

Summary Num	Component ID Class / System	ISO/DWG Numbers	Procedure Description Comments	Insp Req	Material	Sched	Thick/NPS	Cal Blocks	Component ID 2
Category AUG									
O1.G16.1.0001	1-50-01-21 Class 1 50	1-50-01(1) O-ISIN4-100A-1.1 ISI-OCN1-008	NDE-995	UT	SS-Inconel		0.281 / 1.500	50202	---
Dissimilar Stress Weld			<p>Safe End to Elbow</p> <p>Reactor Coolant Pump 1A2, Suction Piping (J-Leg), Safe End Pc. 65 to Elbow.</p> <p>Augmented Inspection by ultrasonic examination to identify thermal fatigue cracking on the inside surface of RCS drain line piping downstream of the RCS connection on 1A2 cold leg. This examination is for weld 1-50-01-21. See Figure 1 in procedure NDE-995 for details on the areas to be examined for this weld.</p> <p>NRC Commitment for MRP-146 requires an ultrasonic examination to identify thermal fatigue cracking on the inside surface of RCS drain line piping downstream of the RCS connection. Examination includes both welds (located at each end of the elbow) and the elbow base metal. Procedure NDE-995 shall be used to perform the UT examination. For additional information, contact Dave Peltola from the Oconee Civil Engineering Section.</p> <p>The welds/areas for G16.1 items are to be examined once every ten years from the start date (Unit 1 EOC-26). The examinations should be performed during refueling outage. See QA-513-J form with tracking number ER-ONS-08-09 for more details.</p>						
O1.G16.1.0002	1-50-01-258 Class 1 50	1-50-01(1)	NDE-995	UT	SS		0.281 / 1.500	50202	---
			<p>Elbow to Pipe</p> <p>Drain Line Piping that branches off of Reactor Coolant Pump 1A2 Suction Piping (J-Leg). On weld iso 1-50-01(1) examine weld # 258.</p> <p>Augmented Inspection by ultrasonic examination to identify thermal fatigue cracking on the inside surface of RCS drain line piping downstream of the RCS connection on 1A2 cold leg. This examination is for weld 1-50-01-258. See Figure 1 in procedure NDE-995 for details on the areas to be examined for this weld.</p> <p>NRC Commitment for MRP-146 requires an ultrasonic examination to identify thermal fatigue cracking on the inside surface of RCS drain line piping downstream of the RCS connection. Examination includes both welds (located at each end of the elbow) and the elbow base metal. Procedure NDE-995 shall be used to perform the UT examination. For additional information, contact Dave Peltola from the Oconee Civil Engineering Section.</p> <p>The welds/areas for G16.1 items are to be examined once every ten years from the start date (Unit 1 EOC-26). The examinations should be performed during refueling outage. See QA-513-J form with tracking number ER-ONS-08-09 for more details.</p>						

This report includes all changes through addendum ONS1-137

Oconee 1, 4th interval, outage 5 (EOC-26)

Summary Num	Component ID Class / System	ISO/DWG Numbers	Procedure Description Comments	Insp Req	Material	Sched	Thick/NPS	Cal Blocks	Component ID 2
Category AUG									
01.G16.1.0003	1-50-01-ELBOW								
	Class 1 50	1-50-01(1) O-ISIN4-100A-1.1 ISI-OCN1-008	NDE-995	UT	SS		0.281 / 1.500	50202	---
Dissimilar Stress Weld			<p>Elbow Base Metal</p> <p>Drain Line Piping that branches off of Reactor Coolant Pump 1A2 Suction Piping (J-Leg). On weld iso 1-50-01(1) examine the elbow base metal on the elbow associated with welds 21 and 258.</p> <p>Augmented Inspection by ultrasonic examination to identify thermal fatigue cracking on the inside surface of RCS drain line piping downstream of the RCS connection on 1A2 cold leg. This examination is for the elbow base metal on the elbow associated with welds 21 and 258. See Figure 5 in procedure NDE-995 for details on the areas to be examined for this elbow. NRC Commitment for MRP-146 requires an ultrasonic examination to identify thermal fatigue cracking on the inside surface of RCS drain line piping downstream of the RCS connection. Examination includes both welds (located at each end of the elbow) and the elbow base metal. Procedure NDE-995 shall be used to perform the UT examination. For additional information, contact Dave Peltola from the Oconee Civil Engineering Section.</p> <p>The welds/areas for G16.1 items are to be examined once every ten years from the start date (Unit 1 EOC-26). The examinations should be performed during refueling outage. See QA-513-J form with tracking number ER-ONS-08-09 for more details.</p>						
01.G16.1.0004	1RC-261-266								
	Class 1 50	1RC-261 O-ISIN4-100A-1.1 ISI-OCN1-010	NDE-995	UT	SS-Inconel		0.281 / 1.500	50202	---
Dissimilar Stress Weld			<p>Safe End to Elbow</p> <p>Reactor Coolant Pump 1B2, Suction Piping (J-Leg), Safe End Pc. 65 to Elbow.</p> <p>Augmented Inspection by ultrasonic examination to identify thermal fatigue cracking on the inside surface of RCS drain line piping downstream of the RCS connection on 1B2 cold leg. This examination is for weld 1RC-261-266. See Figure 1 in procedure NDE-995 for details on the areas to be examined for this weld.</p> <p>NRC Commitment for MRP-146 requires an ultrasonic examination to identify thermal fatigue cracking on the inside surface of RCS drain line piping downstream of the RCS connection. Examination includes both welds (located at each end of the elbow) and the elbow base metal. Procedure NDE-995 shall be used to perform the UT examination. For additional information, contact Dave Peltola from the Oconee Civil Engineering Section.</p> <p>The welds/areas for G16.1 items are to be examined once every ten years from the start date (Unit 1 EOC-26). The examinations should be performed during refueling outage. See QA-513-J form with tracking number ER-ONS-08-09 for more details.</p>						

This report includes all changes through addendum ONS1-137

Oconee 1, 4th Interval, outage 5 (EOC-26)

Summary Num	Component ID Class / System	ISO/DWG Numbers	Procedure Description Comments	Insp Req	Material	Sched	Thick/NPS	Cal Blocks	Component ID 2
Category AUG									
O1.G16.1.0005	1RC-261-267 Class 1 50	1RC-261 O-ISIN4-100A-1.1	NDE-995	UT	SS		0.281 / 1.500	50202	---
<p>Elbow to Pipe</p> <p>Drain Line Piping that branches off of Reactor Coolant Pump 1B2 Suction Piping (J-Leg). On weld iso 1RC-261 examine weld # 267.</p> <p>Augmented Inspection by ultrasonic examination to identify thermal fatigue cracking on the inside surface of RCS drain line piping downstream of the RCS connection on 1B2 cold leg. This examination is for weld 1RC-261-267. See Figure 1 in procedure NDE-995 for details on the areas to be examined for this weld.</p> <p>NRC Commitment for MRP-146 requires an ultrasonic examination to identify thermal fatigue cracking on the inside surface of RCS drain line piping downstream of the RCS connection. Examination includes both welds (located at each end of the elbow) and the elbow base metal. Procedure NDE-995 shall be used to perform the UT examination. For additional information, contact Dave Peltola from the Oconee Civil Engineering Section.</p> <p>The welds/areas for G16.1 items are to be examined once every ten years from the start date (Unit 1 EOC-26). The examinations should be performed during refueling outage. See QA-513-J form with tracking number ER-ONS-08-09 for more details.</p>									
O1.G16.1.0006	1RC-261-ELBOW Class 1 50	1RC-261 O-ISIN4-100A-1.1 ISI-OCN1-010	NDE-995	UT	SS		0.281 / 1.500	50202	---
<p>Dissimilar Stress Weld</p> <p>Elbow Base Metal</p> <p>Drain Line Piping that branches off of Reactor Coolant Pump 1B2 Suction Piping (J-Leg) . On weld iso 1RC-261 examine the elbow base metal on the elbow associated with welds 266 and 267.</p> <p>Augmented Inspection by ultrasonic examination to identify thermal fatigue cracking on the inside surface of RCS drain line piping downstream of the RCS connection on 1B2 cold leg. This examination is for the elbow base metal on the elbow associated with welds 266 and 267. See Figure 5 in procedure NDE-995 for details on the areas to be examined for this elbow.</p> <p>NRC Commitment for MRP-146 requires an ultrasonic examination to identify thermal fatigue cracking on the inside surface of RCS drain line piping downstream of the RCS connection. Examination includes both welds (located at each end of the elbow) and the elbow base metal. Procedure NDE-995 shall be used to perform the UT examination. For additional information, contact Dave Peltola from the Oconee Civil Engineering Section.</p> <p>The welds/areas for G16.1 items are to be examined once every ten years from the start date (Unit 1 EOC-26). The examinations should be performed during refueling outage. See QA-513-J form with tracking number ER-ONS-08-09 for more details.</p>									

This report includes all changes through addendum ONS1-137

Oconee 1, 4th Interval, outage 5 (EOC-26)

Summary Num	Component ID Class / System	ISO/DWG Numbers	Procedure Description Comments	Insp Req	Material	Sched	Thick/NPS	Cal Blocks	Component ID 2
Category AUG									
O1.G2.1.0021	1A1-THERM SLEEVE								
Circumferential	Class 1 51A	ISI OCN1-011 O-ISIN4-100A-1.1	NDE-105	RT	SS		0.750 / 3.500		G02.001.011A
<p>Make-Up Nozzle 1A1. Perform RT between the nozzle to safe end and safe end to pipe weld in the thermal sleeve expansion area as described in procedure NDE-105. This schedule cannot be changed. Reference Section 7 of the ISI Plan, General Requirements.</p> <p>RT schedule changed from 1EOC-27 to 1EOC-26 per QA 513J ER-ONS-11-01.</p>									
O1.G2.1.0022	1B1-THERM SLEEVE								
Circumferential	Class 1 51A	ISI OCN1-013 O-ISIN4-100A-1.1	NDE-105	RT	SS		0.750 / 3.500		G02.001.011C
<p>HPI Nozzle 1B1. Perform RT between the nozzle to safe end and safe end to pipe weld in the thermal sleeve expansion area as described in procedure NDE-105. This schedule cannot be changed. Reference Section 7 of the ISI Plan, General Requirements.</p> <p>RT schedule changed from 1EOC-27 to 1EOC-26 per QA 513J ER-ONS-11-01.</p>									
O1.G2.1.0023	1B2-THERM SLEEVE								
Circumferential	Class 1 51A	ISI OCN1-014 O-ISIN4-100A-1.1	NDE-105	RT	SS		0.750 / 3.500		G02.001.011C
<p>HPI Nozzle 1B2. Perform RT between the nozzle to safe end and safe end to pipe weld in the thermal sleeve expansion area as described in procedure NDE-105. This schedule cannot be changed. Reference Section 7 of the ISI Plan, General Requirements.</p> <p>RT schedule changed from 1EOC-27 to 1EOC-26 per QA 513J ER-ONS-11-01.</p>									
O1.G2.1.0024	1A2-THERM SLEEVE								
Circumferential	Class 1 51A	ISI OCN1-012 O-ISIN4-100A-1.1	NDE-105	RT	SS		0.750 / 3.500		G02.001.011E
<p>Make-Up Nozzle 1A2. Perform RT between the nozzle to safe end and safe end to pipe weld in the thermal sleeve expansion area as described in procedure NDE-105. This schedule cannot be changed. Reference Section 7 of the ISI Plan, General Requirements.</p> <p>RT schedule changed from 1EOC-27 to 1EOC-26 per QA 513J ER-ONS-11-01.</p>									

This report includes all changes through addendum ONS1-137

Oconee 1, 4th Interval, outage 5 (EOC-26)

Summary Num	Component ID Class / System	ISO/DWG Numbers	Procedure Description Comments	Insp Req	Material	Sched	Thick/NPS	Cal Blocks	Component ID 2
Category AUG									
O1.G4.1.0005	1HP-255-6 Class 1 51A	1HP-255 O-ISIN4-101A-1.4	NDE-995	UT	SS		0.375 / 2.500	40378	G04.001.001
Circumferential			Elbow to Pipe Inspect 100% of weld & 1" of base material (axial & circumferential). This weld was 1-51A-10-6 until iso 1-51A-10 was deleted and welds were transferred to iso 1HP-255. Reference Section 7 of the ISI Plan, General Requirements.						
O1.G4.1.0006	1HP-190-12 Class 1 51A	1HP-190	NDE-995	UT	SS		0.375 / 2.500	40378	G04.001.012
Circumferential			Pipe to Elbow Inspect 100% of weld & 1" of base material (axial & circumferential). This weld was 1-51A-5-77C until iso 1-51A-5 was deleted and welds transferred to iso 1HP-190. Reference Section 7 of the ISI Plan, General Requirements.						
O1.G4.1.0009	1HP-190-16 Class 1 51A	1HP-190 O-ISIN4-101A-1.4	NDE-995	UT	SS		0.375 / 2.500	40378	G04.001.013
Circumferential			Pipe to Valve 1HP-488 Inspect 100% of weld & 1" of base material (axial & circumferential). Reference Section 7 of the ISI Plan, Volume 1.						
O1.G4.1.0010	1HP-190-13 Class 1 51A	1HP-190 O-ISIN4-101A-1.4	NDE-995	UT	SS		0.375 / 2.500	40378	G04.001.014
Circumferential			Elbow to Pipe Inspect 100% of weld & 1" of base material (axial & circumferential). Reference Section 7 of the ISI Plan, General Requirements.						

This report includes all changes through addendum ONS1-137

Oconee 1, 4th Interval, outage 5 (EOC-26)

Summary Num	Component ID Class / System	ISO/DWG Numbers	Procedure Description Comments	Insp Req	Material	Sched	Thick/NPS	Cal Blocks	Component ID 2
Category AUG									
O1.G4.1.0011	1HP-279-4 Class 1 51A	1HP-279 O-ISIN4-101A-1.4	NDE-995	UT	SS		0.375 / 2.500	40378	G04.001.017
Circumferential			Elbow to Pipe Inspect 100% of weld & 1" of base material (axial & circumferential). This weld was 1-51A-10-4 until iso 1-51A-10 was deleted and welds transferred to iso 1HP-279. Reference Section 7 of the ISI Plan, General Requirements.						
O1.G4.1.0012	1HP-279-3 Class 1 51A	1HP-279 O-ISIN4-101A-1.4	NDE-995	UT	SS		0.375 / 2.500	40378	G04.001.018
Circumferential			Elbow to Pipe Inspect 100% of weld & 1" of base material (axial & circumferential). This weld was 1-51A-10-3 until iso 1-51A-10 was deleted and welds transferred to iso 1HP-279. Reference Section 7 of the ISI Plan, General Requirements.						
O1.G4.1.0013	1HP-279-24 Class 1 51A	1HP-279 O-ISIN4-101A-1.4	NDE-995	UT	SS		0.375 / 2.500	40378	G04.001.019
Circumferential			Pipe to Valve 1HP-489 Inspect 100% of weld & 1" of base material (axial & circumferential). Reference Section 7 of the ISI Plan, General Requirements.						
O1.G4.1.0015	1HP-277-42C Class 1 51A	1HP-277 O-ISIN4-101A-1.4	NDE-995	UT	SS		0.375 / 2.500	40378	G04.001.021
Circumferential			Pipe to Elbow Inspect 100% of weld & 1" of base material (axial & circumferential). This weld was 1-51A-04-42C until iso 1-51A-04 was deleted and welds transferred to iso 1HP-277. Reference Section 7 of the ISI Plan, General Requirements.						

This report includes all changes through addendum ONS1-137

Oconee 1, 4th Interval, outage 5 (EOC-26)

Summary Num	Component ID Class / System	ISO/DWG Numbers	Procedure Description Comments	Insp Req	Material	Sched	Thick/NPS	Cal Blocks	Component ID 2
Category AUG									
O1.G4.1.0016	1HP-277-43C Class 1 51A	1HP-277 O-ISIN4-101A-1.4	NDE-995	UT	SS		0.375 / 2.500	40378	G04.001.024
Circumferential			Elbow to Pipe Inspect 100% of weld & 1" of base material (axial & circumferential). This weld was 1-51A-04-43C until iso 1-51A-04 was deleted and welds transferred to iso 1-HP-277. Reference Section 7 of the ISI Plan, General Requirements.						
O1.G4.1.0017	1HP-277-52 Class 1 51A	1HP-277 O-ISIN4-101A-1.4	NDE-995	UT	SS		0.375 / 2.500	40378	G04.001.024
Circumferential			Pipe to Valve 1HP-486 Inspect 100% of weld & 1" of base material (axial & circumferential). Reference Section 7 of the ISI Plan, General Requirements.						
O1.G4.1.0019	1HP-278-22C Class 1 51A	1HP-278 O-ISIN4-101A-1.4	NDE-995	UT	SS		0.375 / 2.500	40378	G04.001.024
Circumferential			Pipe to Elbow Inspect 100% of weld & 1" of base material (axial & circumferential). This weld was 1-51A-04-22C until iso 1-51A-04 was deleted welds transferred to 1-HP-278. Reference Section 7 of the ISI Plan, General Requirements.						
O1.G4.1.0020	1HP-278-23C Class 1 51A	1HP-278 O-ISIN4-101A-1.4	NDE-995	UT	SS		0.375 / 2.500	40378	G04.001.024
Circumferential			Elbow to Pipe Inspect 100% of weld & 1" of base material (axial & circumferential). This weld was 1-51A-04-23C until iso 1-51A-04 was deleted and welds transferred to iso 1-HP-278. Reference Section 7 of the ISI Plan, General Requirements.						

This report includes all changes through addendum ONS1-137

Oconee 1, 4th Interval, outage 5 (EOC-26)

Summary Num	Component ID Class / System	ISO/DWG Numbers	Procedure Description Comments	Insp Req	Material	Sched	Thick/NPS	Cal Blocks	Component ID 2
Category AUG									
O1.G4.1.0021	1HP-278-24 Class 1 51A	1HP-278 O-ISIN4-101A-1.4	NDE-995	UT	SS		0.375 / 2.500	40378	G04.001.021
Circumferential			Pipe to Valve 1HP-487 Inspect 100% of weld & 1" of base material (axial & circumferential). Reference Section 7 of the ISI Plan, General Requirements.						
Category B-D									
O1.B3.110.0011	1-PZR-WP26-3 Class 1 50	ISI-OCN1-002 OM-201-91 OM-201-1878	NDE-840	UT	CS		6.187 / 5.750	40338	B03.110.011
Circumferential			Nozzle to Shell Pressurizer Sensing and Sampling Nozzle Pc. 30 to Heater Belt Shell Pc. 4. Z-W Quadrant, 47 Degrees off W-Axis.						
O1.B3.110.0011	1-PZR-WP26-3 Class 1 50	ISI-OCN1-002 OM-201-91 OM-201-1878	NDE-820	UT	CS		6.187 / 5.750	40338	B03.110.011
Circumferential			Nozzle to Shell Pressurizer Sensing and Sampling Nozzle Pc. 30 to Heater Belt Shell Pc. 4. Z-W Quadrant, 47 Degrees off W-Axis.						
O1.B3.110.0012	1-PZR-WP26-7 Class 1 50	ISI-OCN1-002 OM-201-91 OM-201-1878	NDE-820	UT	CS		6.187 / 5.750	40338	B03.110.012
Circumferential			Nozzle to Shell Pressurizer Sensing and Sampling Nozzle Pc. 30 to Heater Belt Shell Pc. 4. Z-W Quadrant, 40 Degrees off W-Axis.						
O1.B3.110.0012	1-PZR-WP26-7 Class 1 50	ISI-OCN1-002 OM-201-91 OM-201-1878	NDE-840	UT	CS		6.187 / 5.750	40338	B03.110.012
Circumferential			Nozzle to Shell Pressurizer Sensing and Sampling Nozzle Pc. 30 to Heater Belt Shell Pc. 4. Z-W Quadrant, 40 Degrees off W-Axis.						

This report includes all changes through addendum ONS1-137

Oconee 1, 4th Interval, outage 5 (EOC-26)

Summary Num	Component ID Class / System	ISO/DWG Numbers	Procedure Description Comments	Insp Req	Material	Sched	Thick/NPS	Cal Blocks	Component ID 2
Category B-D									
O1.B3.120.0011	1-PZR-WP26-3 Class 1 50	ISI-OCN1-002 OM-201-91 OM-201-1878	NDE-680 Nozzle to Shell Pressurizer Sensing and Sampling Nozzle Pc. 30 to Shell Pc. 4. Z-W Quadrant, 47 Degrees off W-Axis. (Inside Radius Section)	UT	CS		6.188 / 5.750	50237E 40338	B03.120.011
O1.B3.120.0012	1-PZR-WP26-7 Class 1 50	ISI-OCN1-002 OM-201-91 OM-201-1878	NDE-680 Nozzle to Shell Pressurizer Sensing and Sampling Nozzle Pc. 30 to Shell Pc. 4. Z-W Quadrant, 40 Degrees off W-Axis. (Inside Radius Section)	UT	CS		6.188 / 5.750	50237E 40338	B03.120.012
Category B-G-1									
O1.B6.10.0041	1-RPV-26-203-41 Class 1	OM-201-2271 B&W128723E	NDE-62 Reactor Vessel Closure Nut. Reference OM-201-2271 RPV Instruction Manual.	VT-1	CS		1.300 / 9.250		B06.010.041
O1.B6.10.0042	1-RPV-26-203-42 Class 1	OM-201-2271 B&W128723E	NDE-62 Reactor Vessel Closure Nut. Reference OM-201-2271 RPV Instruction Manual.	VT-1	CS		1.300 / 9.250		B06.010.042
O1.B6.10.0043	1-RPV-26-203-43 Class 1	OM-201-2271 B&W128723E	NDE-62 Reactor Vessel Closure Nut. Reference OM-201-2271 RPV Instruction Manual.	VT-1	CS		1.300 / 9.250		B06.010.043

This report includes all changes through addendum ONS1-137

Oconee 1, 4th Interval, outage 5 (EOC-26)

Summary Num	Component ID Class / System	ISO/DWG Numbers	Procedure Description Comments	Insp Req	Material	Sched	Thick/NPS	Cal Blocks	Component ID 2
Category B-G-1									
O1.B6.10.0044	1-RPV-26-203-44 Class 1	OM-201-2271 B&W128723E	NDE-62	VT-1	CS		1.300 / 9.250		B06.010.044
Reactor Vessel Closure Nut. Reference OM-201-2271 RPV Instruction Manual.									
O1.B6.10.0045	1-RPV-26-203-45 Class 1	OM-201-2271 B&W128723E	NDE-62	VT-1	CS		1.300 / 9.250		B06.010.045
Reactor Vessel Closure Nut. Reference OM-201-2271 RPV Instruction Manual.									
O1.B6.10.0046	1-RPV-26-203-46 Class 1	OM-201-2271 B&W128723E	NDE-62	VT-1	CS		1.300 / 9.250		B06.010.046
Reactor Vessel Closure Nut. Reference OM-201-2271 RPV Instruction Manual.									
O1.B6.10.0047	1-RPV-26-203-47 Class 1	OM-201-2271 B&W128723E	NDE-62	VT-1	CS		1.300 / 9.250		B06.010.047
Reactor Vessel Closure Nut. Reference OM-201-2271 RPV Instruction Manual.									
O1.B6.10.0048	1-RPV-26-203-48 Class 1	OM-201-2271 B&W128723E	NDE-62	VT-1	CS		1.300 / 9.250		B06.010.048
Reactor Vessel Closure Nut. Reference OM-201-2271 RPV Instruction Manual.									
O1.B6.10.0049	1-RPV-26-203-49 Class 1	OM-201-2271 B&W128723E	NDE-62	VT-1	CS		1.300 / 9.250		B06.010.049
Reactor Vessel Closure Nut. Reference OM-201-2271 RPV Instruction Manual.									
O1.B6.10.0050	1-RPV-26-203-50 Class 1	OM-201-2271 B&W128723E	NDE-62	VT-1	CS		1.300 / 9.250		B06.010.050
Reactor Vessel Closure Nut. Reference OM-201-2271 RPV Instruction Manual.									

This report includes all changes through addendum ONS1-137

Oconee 1, 4th Interval, outage 5 (EOC-26)

Summary Num	Component ID Class / System	ISO/DWG Numbers	Procedure Description Comments	Insp Req	Material	Sched	Thick/NPS	Cal Blocks	Component ID 2
Category B-G-1									
O1.B6.10.0051	1-RPV-26-203-51 Class 1	OM-201-2271 B&W128723E	NDE-62	VT-1	CS		1.300 / 9.250		B06.010.051
Reactor Vessel Closure Nut. Reference OM-201-2271 RPV Instruction Manual.									
O1.B6.10.0052	1-RPV-26-203-52 Class 1	OM-201-2271 B&W128723E	NDE-62	VT-1	CS		1.300 / 9.250		B06.010.052
Reactor Vessel Closure Nut. Reference OM-201-2271 RPV Instruction Manual.									
O1.B6.10.0053	1-RPV-26-203-53 Class 1	OM-201-2271 B&W128723E	NDE-62	VT-1	CS		1.300 / 9.250		B06.010.053
Reactor Vessel Closure Nut. Reference OM-201-2271 RPV Instruction Manual.									
O1.B6.10.0054	1-RPV-26-203-54 Class 1	OM-201-2271 B&W128723E	NDE-62	VT-1	CS		1.300 / 9.250		B06.010.054
Reactor Vessel Closure Nut. Reference OM-201-2271 RPV Instruction Manual.									
O1.B6.10.0055	1-RPV-26-203-55 Class 1	OM-201-2271 B&W128723E	NDE-62	VT-1	CS		1.300 / 9.250		B06.010.055
Reactor Vessel Closure Nut. Reference OM-201-2271 RPV Instruction Manual.									
O1.B6.10.0056	1-RPV-26-203-56 Class 1	OM-201-2271 B&W128723E	NDE-62	VT-1	CS		1.300 / 9.250		B06.010.056
Reactor Vessel Closure Nut. Reference OM-201-2271 RPV Instruction Manual.									
O1.B6.10.0057	1-RPV-26-203-57 Class 1	OM-201-2271 B&W128723E	NDE-62	VT-1	CS		1.300 / 9.250		B06.010.057
Reactor Vessel Closure Nut. Reference OM-201-2271 RPV Instruction Manual.									

This report includes all changes through addendum ONS1-137

Oconee 1, 4th Interval, outage 5 (EOC-26)

Summary Num	Component ID Class / System	ISO/DWG Numbers	Procedure Description Comments	Insp Req	Material	Sched	Thick/NPS	Cal Blocks	Component ID 2
Category B-G-1									
01.B6.10.0058	1-RPV-26-203-58 Class 1	OM-201-2271 B&W128723E	NDE-62	VT-1	CS		1.300 / 9.250		B06.010.058
Reactor Vessel Closure Nut. Reference OM-201-2271 RPV Instruction Manual.									
01.B6.10.0059	1-RPV-26-203-59 Class 1	OM-201-2271 B&W128723E	NDE-62	VT-1	CS		1.300 / 9.250		B06.010.059
Reactor Vessel Closure Nut. Reference OM-201-2271 RPV Instruction Manual.									
01.B6.10.0060	1-RPV-26-203-63 Class 1	OM-201-2271 B&W128723E	NDE-62	VT-1	CS		1.300 / 9.250		B06.010.060
Reactor Vessel Closure Nut. Reference OM-201-2271 RPV Instruction Manual.									
01.B6.180.0003	1-RCP-1B1-F Class 1	OM-201.D-36 OM-201.D-38 OM-201-1148	PDI-UT-5	UT	CS		0.000 / 4.320	50502	B06.180.003
Reactor Coolant Pump 1B1 Main Flange Bolts Pc. 19. All bolt surfaces examined. 24 Hex-Head bolts, Bolt Length = 28.000. Inspect main flange bolting on one Reactor Coolant Pump only.									
01.B6.30.0041	1-RPV-25-203-41 Class 1	OM-201-2271 B&W128723E	PDI-UT-5	UT	CS		0.000 / 6.500	40420	B06.030.041
Reactor Vessel Closure Stud - Removed. Stud Length = 63.250. Reference OM-201-2271 RPV Instruction Manual.									
01.B6.30.0042	1-RPV-25-203-42 Class 1	OM-201-2271 B&W128723E	PDI-UT-5	UT	CS		0.000 / 6.500	40420	B06.030.042
Reactor Vessel Closure Stud - Removed. Stud Length = 63.250. Reference OM-201-2271 RPV Instruction Manual.									

This report includes all changes through addendum ONS1-137

Oconee 1, 4th Interval, outage 5 (EOC-26)

Summary Num	Component ID Class / System	ISO/DWG Numbers	Procedure Description Comments	Insp Req	Material	Sched	Thick/NPS	Cal Blocks	Component ID 2
Category B-G-1									
01.B6.30.0043	1-RPV-25-203-43 Class 1	OM-201-2271 B&W128723E	PDI-UT-5	UT	CS		0.000 / 6.500	40420	B06.030.043
Reactor Vessel Closure Stud - Removed. Stud Length = 63.250. Reference OM-201-2271 RPV Instruction Manual.									
01.B6.30.0044	1-RPV-25-203-44 Class 1	OM-201-2271 B&W128723E	PDI-UT-5	UT	CS		0.000 / 6.500	40420	B06.030.044
Reactor Vessel Closure Stud - Removed. Stud Length = 63.250. Reference OM-201-2271 RPV Instruction Manual.									
01.B6.30.0045	1-RPV-25-203-45 Class 1	OM-201-2271 B&W128723E	PDI-UT-5	UT	CS		0.000 / 6.500	40420	B06.030.045
Reactor Vessel Closure Stud - Removed. Stud Length = 63.250. Reference OM-201-2271 RPV Instruction Manual.									
01.B6.30.0046	1-RPV-25-203-46 Class 1	OM-201-2271 B&W128723E	PDI-UT-5	UT	CS		0.000 / 6.500	40420	B06.030.046
Reactor Vessel Closure Stud - Removed. Stud Length = 63.250. Reference OM-201-2271 RPV Instruction Manual.									
01.B6.30.0047	1-RPV-25-203-47 Class 1	OM-201-2271 B&W128723E	PDI-UT-5	UT	CS		0.000 / 6.500	40420	B06.030.047
Reactor Vessel Closure Stud - Removed. Stud Length = 63.250. Reference OM-201-2271 RPV Instruction Manual.									
01.B6.30.0048	1-RPV-25-203-48 Class 1	OM-201-2271 B&W128723E	PDI-UT-5	UT	CS		0.000 / 6.500	40420	B06.030.048
Reactor Vessel Closure Stud - Removed. Stud Length = 63.250. Reference OM-201-2271 RPV Instruction Manual.									
01.B6.30.0049	1-RPV-25-203-49 Class 1	OM-201-2271 B&W128723E	PDI-UT-5	UT	CS		0.000 / 6.500	40420	B06.030.049
Reactor Vessel Closure Stud - Removed. Stud Length = 63.250. Reference OM-201-2271 RPV Instruction Manual.									

This report includes all changes through addendum ONS1-137

Oconee 1, 4th Interval, outage 5 (EOC-26)

Summary Num	Component ID Class / System	ISO/DWG Numbers	Procedure Description Comments	Insp Req	Material	Sched	Thick/NPS	Cal Blocks	Component ID 2
Category B-G-1									
01.B6.30.0050	1-RPV-25-203-50 Class 1	OM-201-2271 B&W128723E	PDI-UT-5	UT	CS		0.000 / 6.500	40420	B06.030.050
Reactor Vessel Closure Stud - Removed. Stud Length = 63.250. Reference OM-201-2271 RPV Instruction Manual.									
01.B6.30.0051	1-RPV-25-203-51 Class 1	OM-201-2271 B&W128723E	PDI-UT-5	UT	CS		0.000 / 6.500	40420	B06.030.051
Reactor Vessel Closure Stud - Removed. Stud Length = 63.250. Reference OM-201-2271 RPV Instruction Manual.									
01.B6.30.0052	1-RPV-25-203-52 Class 1	OM-201-2271 B&W128723E	PDI-UT-5	UT	CS		0.000 / 6.500	40420	B06.030.052
Reactor Vessel Closure Stud - Removed. Stud Length = 63.250. Reference OM-201-2271 RPV Instruction Manual.									
01.B6.30.0053	1-RPV-25-203-53 Class 1	OM-201-2271 B&W128723E	PDI-UT-5	UT	CS		0.000 / 6.500	40420	B06.030.053
Reactor Vessel Closure Stud - Removed. Stud Length = 63.250. Reference OM-201-2271 RPV Instruction Manual.									
01.B6.30.0054	1-RPV-25-203-54 Class 1	OM-201-2271 B&W128723E	PDI-UT-5	UT	CS		0.000 / 6.500	40420	B06.030.054
Reactor Vessel Closure Stud - Removed. Stud Length = 63.250. Reference OM-201-2271 RPV Instruction Manual.									
01.B6.30.0055	1-RPV-25-203-55 Class 1	OM-201-2271 B&W128723E	PDI-UT-5	UT	CS		0.000 / 6.500	40420	B06.030.055
Reactor Vessel Closure Stud - Removed. Stud Length = 63.250. Reference OM-201-2271 RPV Instruction Manual.									
01.B6.30.0056	1-RPV-25-203-56 Class 1	OM-201-2271 B&W128723E	PDI-UT-5	UT	CS		0.000 / 6.500	40420	B06.030.056
Reactor Vessel Closure Stud - Removed. Stud Length = 63.250. Reference OM-201-2271 RPV Instruction Manual.									

This report includes all changes through addendum ONS1-137

Oconee 1, 4th Interval, outage 5 (EOC-26)

Summary Num	Component ID Class / System	ISO/DWG Numbers	Procedure Description Comments	Insp Req	Material	Sched	Thick/NPS	Cal Blocks	Component ID 2
Category B-G-1									
O1.B6.30.0057	1-RPV-25-203-57 Class 1	OM-201-2271 B&W128723E	PDI-UT-5	UT	CS		0.000 / 6.500	40420	B06.030.057
Reactor Vessel Closure Stud - Removed. Stud Length = 63.250. Reference OM-201-2271 RPV Instruction Manual.									
O1.B6.30.0058	1-RPV-25-203-58 Class 1	OM-201-2271 B&W128723E	PDI-UT-5	UT	CS		0.000 / 6.500	40420	B06.030.058
Reactor Vessel Closure Stud - Removed. Stud Length = 63.250. Reference OM-201-2271 RPV Instruction Manual.									
O1.B6.30.0059	1-RPV-25-203-59 Class 1	OM-201-2271 B&W128723E	PDI-UT-5	UT	CS		0.000 / 6.500	40420	B06.030.059
Reactor Vessel Closure Stud - Removed. Stud Length = 63.250. Reference OM-201-2271 RPV Instruction Manual.									
O1.B6.30.0060	1-RPV-25-203-69 Class 1	OM-201-2271 B&W128723E	PDI-UT-5	UT	CS		0.000 / 6.500	40420	B06.030.060
Reactor Vessel Closure Stud - Removed. Stud Length = 63.250. Reference OM-201-2271 RPV Instruction Manual.									
O1.B6.50.0003	1-RPV-WASH-BUSH Class 1	OM-201-2271 B&W128723E	NDE-62	VT-1	CS		0.214 / 9.750		B06.050.003
Reactor Vessel Closure Washers and Bushings. Stud Holes 41- 60. Reference OM-201-2271 RPV Instruction Manual.									
Category B-G-2									
O1.B7.20.0003	1-PZR-LHB-STUDS Class 1	OM-201-9 OM-201-1262	NDE-62	VT-1	CS		0.000 / 2.000		B07.020.003
Pressurizer Lower Heater Bundle Studs Pc. 75 and nuts. 16 Studs, Length = 17.875. Examine all studs and nuts.									

This report includes all changes through addendum ONS1-137

Oconee 1, 4th Interval, outage 5 (EOC-26)

Summary Num	Component ID Class / System	ISO/DWG Numbers	Procedure Description Comments	Insp Req	Material	Sched	Thick/NPS	Cal Blocks	Component ID 2
Category B-G-2									
01.B7.30.0003	1-SGB-UMW-STUDS Class 1	OM-201.S-0001 OM-201.S-0170 OM-201.S-0171	NDE-62	VT-1	SS		0.000 / 2.000		B07.030.003
			Steam Generator 1B Upper Head Manway Studs and Nuts. (16 Studs & Nuts) Examine all studs and nuts. Stud Length =19.63 inches.						
01.B7.30.0004	1-SGB-LMW-STUDS Class 1	OM-201.S-0001 OM-201.S-0158 OM-201.S-171	NDE-62	VT-1	SS		0.000 / 2.000		B07.030.004
			Steam Generator 1B Lower Head Manway Studs and Nuts. (16 Studs & Nuts) Examine all studs and nuts. Stud Length =19.63 inches.						
01.B7.30.0006	1-SGB-UHHC-STUDS Class 1	OM-201.S-0001 OM-201.S-0171 OM-201.S-0252	NDE-62	VT-1	SS		0.000 / 1.000		B07.030.006
			Steam Generator 1B Upper Head Handhole (primary) Cover Studs and Nuts (8 studs and nuts). Examine all studs and nuts. Stud length = 10.94 inches.						
01.B7.60.0007	1-RCP-1B1-UP-SEAL Class 1	OM-201D-0062	NDE-62	VT-1	CS		0.000 / 1.125		B07.060.007
			Reactor Coolant Pump 1B1 Upper Seal Housing Bolts Pc. 120. 12 Cap Screws, Length = 8.000. Inspect upper seal housing bolting on one Reactor Coolant Pump only.						
01.B7.70.0003	1-53A-CF13-STUDS Class 1 53A	OM-245-001 O-ISIN4-102A-1.3	NDE-62	VT-1	CS		0.000 / 1.125		B07.070.003
			B-Side Core Flood 14" Valve 1CF-13 Bolting. Y Axis. Inspect one of the following valves: 1CF-11, 1CF-12, 1CF-13, or 1CF-14. Examine all studs and nuts.						

This report includes all changes through addendum ONS1-137

Oconee 1, 4th Interval, outage 5 (EOC-26)

Summary Num	Component ID Class / System	ISO/DWG Numbers	Procedure Description Comments	Insp Req	Material	Sched	Thick/NPS	Cal Blocks	Component ID 2
Category B-J									
01.B9.11.0017	1RC-289-5V Class 1 50	OM-201.-3209 O-ISIN4-100A-1.1	PDI-UT-1 UT		CS		4.090 / 36" I.D.	7310-0060	B09.011.025, B09.011.025A
Circumferential Terminal End	1RC-289		Pipe to Nozzle Steam Generator 1A Inlet Nozzle to Hot Leg. Weld 5V is listed on weld iso 1RC-289 but drawing ISI-OCN1-005 is listed as the iso to show where the weld is located on the 1A Hot Leg Piping Loop. Thickness listed is nominal and was determined using the dimensions shown on OM-201.-3209. Code Case N-663 allows us to exclude the surface exam from the Fourth Interval ISI Plan. See PIP G-08-00185 (CA # 10) and Calc OSC-9796 Rev.1 for details on the exclusion of surface exams.						
01.B9.11.0020	1RC-289-1V Class 1 50	OM-201.-3210 O-ISIN4-100A-1.1	PDI-UT-1 UT		CS		4.070 / 36" I.D.	7310-0060	B09.011.028, B09.011.028A
Circumferential Terminal End	1RC-289		Pipe to Nozzle Steam Generator 1B Inlet Nozzle to Hot Leg. Weld 1V is listed on weld iso 1RC-289 but drawing ISI-OCN1-006 is listed as the iso to show where the weld is located on the 1B Hot Leg Piping Loop. Thickness listed is nominal and was determined using the dimensions shown on OM-201.-3210. Code Case N-663 allows us to exclude the surface exam from the Fourth Interval ISI Plan. See PIP G-08-00185 (CA # 10) and Calc OSC-9796 Rev.1 for details on the exclusion of surface exams.						

This report includes all changes through addendum ONS1-137

Oconee 1, 4th Interval, outage 5 (EOC-26)

Summary Num	Component ID Class / System	ISO/DWG Numbers	Procedure Description Comments	Insp Req	Material	Sched	Thick/NPS	Cal Blocks	Component ID 2
Category B-J									
O1.B9.11.0027	1SGB-W2 Class 1 50	OM-201.S--0001	NDE-600	UT	CS		4.125 / 28" I.D.	Component	B09.011.035, B09.011.035A
Circumferential Terminal End		O-ISIN4-100A-1.1 OM 201.S--0033.001	<p>Nozzle to Pipe</p> <p>Steam Generator 1B Outlet Nozzle to Pump 1B1 Suction Piping. Weld W2 is listed on OM 201.S--0033.001 but drawing ISI-OCN1-009 is listed as the iso to show where the weld is located on the 1B1 Suction Piping Loop.</p> <p>Thickness listed is minimum, NPS is nominal, and was determined using the dimensions shown on OM-201.S-0001.</p> <p>Code Case N-663 allows us to exclude the surface exam from the Fourth Interval ISI Plan. See PIP G-08-00185 (CA # 10) and Calc OSC-9796 Rev.1 for details on the exclusion of surface exams.</p>						
O1.B9.11.0029	1-PIB1-9 Class 1 50	ISI-OCN1-009 O-ISIN4-100A-1.1	PDI-UT-2	UT	SS		2.330 / 36.500	40397	B09.011.037, B09.011.037A
Circumferential Terminal End		OM-201-1846	<p>Nozzle to Safe End</p> <p>Reactor Coolant Pump 1B1 Inlet Nozzle to Safe End Pc. 211. Procedure NDE-600 uses the component for calibration. Procedure PDI-UT-2 may be used in lieu of NDE-600. If PDI-UT-2 is used, then the calibration block listed shall be used. Procedure NDE-830 and Cal Block 50214 are to be used only for a supplemental UT performed from the pump side. The supplemental exam is being performed as requested by Jim McArdle which will be used to justify limited coverage from the code exam (performed using NDE-600 or PDI-UT-2).</p> <p>Code Case N-663 allows us to exclude the surface exam from the Fourth Interval ISI Plan. See PIP G-08-00185 (CA # 10) and Calc OSC-9796 Rev.1 for details on the exclusion of surface exams.</p>						

This report includes all changes through addendum ONS1-137

Oconee 1, 4th Interval, outage 5 (EOC-26)

Summary Num	Component ID Class / System	ISO/DWG Numbers	Procedure Description Comments	Insp Req	Material	Sched	Thick/NPS	Cal Blocks	Component ID 2
Category B-J									
O1.B9.11.0029	1-PIB1-9 Class 1 50	ISI-OCN1-009 O-ISIN4-100A-1.1	NDE-830	UT	SS		2.330 / 36.500	50214	B09.011.037, B09.011.037A
Circumferential Terminal End		OM-201-1846	<p>Nozzle to Safe End</p> <p>Reactor Coolant Pump 1B1 Inlet Nozzle to Safe End Pc. 211. Procedure NDE-600 uses the component for calibration. Procedure PDI-UT-2 may be used in lieu of NDE-600. If PDI-UT-2 is used, then the calibration block listed shall be used. Procedure NDE-830 and Cal Block 50214 are to be used only for a supplemental UT performed from the pump side. The supplemental exam is being performed as requested by Jim McArdle which will be used to justify limited coverage from the code exam (performed using NDE-600 or PDI-UT-2).</p> <p>Code Case N-663 allows us to exclude the surface exam from the Fourth Interval ISI Plan. See PIP G-08-00185 (CA # 10) and Calc OSC-9796 Rev.1 for details on the exclusion of surface exams.</p>						
O1.B9.11.0072	1-PDB1-1 Class 1 50	ISI-OCN1-013 OM-201-1844	NDE-830	UT	SS		2.330 / 33.500	50214	B09.011.080, B09.011.080A
Circumferential Terminal End Stress Weld			<p>RC Pump 1B1 to Safe end</p> <p>Procedure NDE-600 uses the component for calibration. Procedure PDI-UT-2 may be used in lieu of NDE-600. If PDI-UT-2 is used, then the calibration block listed shall be used. Procedure NDE-830 and Cal Block 50214 are to be used only for a supplemental UT performed from the pump side. The supplemental exam is being performed as requested by Jim McArdle which will be used to justify limited coverage from the code exam (performed using NDE-600 or PDI-UT-2).</p> <p>Code Case N-663 allows us to exclude the surface exam from the Fourth Interval ISI Plan. See PIP G-08-00185 (CA # 10) and Calc OSC-9796 Rev.1 for details on the exclusion of surface exams.</p>						

This report includes all changes through addendum ONS1-137

Oconee 1, 4th Interval, outage 5 (EOC-26)

Summary Num	Component ID Class / System	ISO/DWG Numbers	Procedure Description Comments	Insp Req	Material	Sched	Thick/NPS	Cal Blocks	Component ID 2
Category B-J									
O1.B9.11.0072	1-PDB1-1 Class 1 50	ISI-OCN1-013 OM-201-1844	PDI-UT-2	UT	SS		2.330 / 33.500	40397	B09.011.080, B09.011.080A
Circumferential Terminal End Stress Weld			<p>RC Pump 1B1 to Safe end</p> <p>Procedure NDE-600 uses the component for calibration. Procedure PDI-UT-2 may be used in lieu of NDE-600. If PDI-UT-2 is used, then the calibration block listed shall be used. Procedure NDE-830 and Cal Block 50214 are to be used only for a supplemental UT performed from the pump side. The supplemental exam is being performed as requested by Jim McArdle which will be used to justify limited coverage from the code exam (performed using NDE-600 or PDI-UT-2).</p> <p>Code Case N-663 allows us to exclude the surface exam from the Fourth Interval ISI Plan. See PIP G-08-00185 (CA # 10) and Calc OSC-9796 Rev.1 for details on the exclusion of surface exams.</p>						
O1.B9.11.0083	1LP-210-87 Class 1 53A	1LP-210 O-ISIN4-102A-1.3	PDI-UT-2	UT	SS		1.000 / 10.000	PDI-UT-2-O 50209 40354	B09.011
Circumferential			<p>Pipe to Valve 1LP-176</p> <p>Code Case N-663 allows us to exclude the surface exam from the Fourth Interval ISI Plan. See PIP G-08-00185 (CA # 10) and Calc OSC-9796 Rev.1 for details on the exclusion of surface exams.</p>						
O1.B9.11.0084	1LP-209-7L Class 1 53A	1LP-209 O-ISIN4-102A-1.3	PDI-UT-2	UT	SS		1.250 / 14.000	PDI-UT-2-O 50430 50207	B09.011
Circumferential			<p>Pipe to Tee</p> <p>This weld was listed previously as 1-53A-01-7L on iso 1-53A-01(2) until it was transferred to iso 1LP-209.</p> <p>Code Case N-663 allows us to exclude the surface exam from the Fourth Interval ISI Plan. See PIP G-08-00185 (CA # 10) and Calc OSC-9796 Rev.1 for details on the exclusion of surface exams.</p>						

This report includes all changes through addendum ONS1-137

Oconee 1, 4th Interval, outage 5 (EOC-26)

Summary Num	Component ID Class / System	ISO/DWG Numbers	Procedure Description Comments	Insp Req	Material	Sched	Thick/NPS	Cal Blocks	Component ID 2
Category B-J									
O1.B9.11.0086	1LP-209-7LA Class 1 53A	1LP-209 O-ISIN4-102A-1.3	PDI-UT-2	UT	SS		1.250 / 14.000	PDI-UT-2-O 50430 50207	B09.011
Circumferential			Elbow to Tee This weld was listed previously as 1-53A-01-7LA on iso 1-53A-01(2) until it was transferred to iso 1LP-209. Code Case N-663 allows us to exclude the surface exam from the Fourth Interval ISI Plan. See PIP G-08-00185 (CA # 10) and Calc OSC-9796 Rev.1 for details on the exclusion of surface exams.						
O1.B9.11.0088	1LP-140-4A Class 1 53A	1LP-140 O-ISIN4-102A-1.1	PDI-UT-2	UT	SS		1.125 / 12.000	PDI-UT-2-O 40413	B09.011
Circumferential			Elbow to Pipe This weld was listed previously as 1-53A-3-4A until iso 1-53A-3 was redrawn. Code Case N-663 allows us to exclude the surface exam from the Fourth Interval ISI Plan. See PIP G-08-00185 (CA # 10) and Calc OSC-9796 Rev.1 for details on the exclusion of surface exams.						
O1.B9.11.0094	1-51A-04-5C Class 1 51A	1-51A-04 O-ISIN4-101A-1.4	PDI-UT-2	UT	SS		0.531 / 4.000	PDI-UT-2A-O 50275	B09.011
Circumferential			Pipe to Tee Code Case N-663 allows us to exclude the surface exam from the Fourth Interval ISI Plan. See PIP G-08-00185 (CA # 10) and Calc OSC-9796 Rev.1 for details on the exclusion of surface exams.						
O1.B9.11.0097	1-51A-04-2C Class 1 51A	1-51A-04 O-ISIN4-101A-1.4	PDI-UT-2	UT	SS		0.531 / 4.000	PDI-UT-2A-O 50275	B09.011
Circumferential			Pipe to Valve 1HP-194 Code Case N-663 allows us to exclude the surface exam from the Fourth Interval ISI Plan. See PIP G-08-00185 (CA # 10) and Calc OSC-9796 Rev.1 for details on the exclusion of surface exams.						

This report includes all changes through addendum ONS1-137

Oconee 1, 4th Interval, outage 5 (EOC-26)

Summary Num	Component ID Class / System	ISO/DWG Numbers	Procedure Description Comments	Insp Req	Material	Sched	Thick/NPS	Cal Blocks	Component ID 2
Category B-J									
01.B9.11.0116	1LP-210-54LA Class 1 53A	1LP-210 O-ISIN4-102A-1.3	PDI-UT-2	UT	SS		1.000 / 10.000	PDI-UT-2-O 50209 40354	B09.011
Circumferential									
Pipe to Tee This weld was listed previously as 1-53A-02-54LA on iso 1-53A-02(2) until it was transferred to iso 1LP-210. Code Case N-663 allows us to exclude the surface exam from the Fourth Interval ISI Plan. See PIP G-08-00185 (CA # 10) and Calc OSC-9796 Rev.1 for details on the exclusion of surface exams.									
01.B9.11.0148	1-53A-02-54L Class 1 53A	1-53A-02(3) O-ISIN4-102A-1.3	PDI-UT-2	UT	SS		1.250 / 14.000	PDI-UT-2-O 50430 50207	B09.011
Circumferential									
Elbow to Tee Code Case N-663 allows us to exclude the surface exam from the Fourth Interval ISI Plan. See PIP G-08-00185 (CA # 10) and Calc OSC-9796 Rev.1 for details on the exclusion of surface exams.									
01.B9.21.0005	1-51A-04-30C Class 1 51A	1-51A-04 O-ISIN4-101A-1.4	NDE-35	PT	SS		0.375 / 2.500		B09.021.006
Circumferential									
Pipe to Elbow									
01.B9.21.0006	1-51A-04-32C Class 1 51A	1-51A-04 O-ISIN4-101A-1.4	NDE-35	PT	SS		0.375 / 2.500		B09.021.006
Circumferential									
Pipe to Elbow									
01.B9.21.0038	1HP-255-17 Class 1 51A	1HP-255 O-ISIN4-101A-1.4	NDE-35	PT	SS		0.375 / 2.500		B09.021.038
Circumferential									
Pipe to Elbow This weld was listed previously as 1-51A-10-17 until Weld Iso 1-51A-10 was deleted and welds were transferred to Iso 1HP-255.									

This report includes all changes through addendum ONS1-137

Oconee 1, 4th Interval, outage 5 (EOC-26)

Summary Num	Component ID Class / System	ISO/DWG Numbers	Procedure Description Comments	Insp Req	Material	Sched	Thick/NPS	Cal Blocks	Component ID 2
Category B-J									
O1.B9.21.0039	1HP-255-21 Class 1 51A	1HP-255 O-ISIN4-101A-1.4	NDE-35	PT	SS		0.375 / 2.500		B09.021.039
Circumferential			Pipe to Elbow This weld was listed previously as 1-51A-10-21 until Weld Iso 1-51A-10 was deleted and welds were transferred to Iso 1HP-255.						
O1.B9.21.0040	1HP-277-41C Class 1 51A	1HP-277 O-ISIN4-101A-1.4	NDE-35	PT	SS		0.375 / 2.500		B09.021.040
Circumferential			Elbow to Pipe This weld was listed previously as 1-51A-04-41C until iso 1-51A-04 was redrawn.						
O1.B9.21.0041	1HP-277-52 Class 1 51A	1HP-277 O-ISIN4-101A-1.4	NDE-35	PT	SS		0.375 / 2.500		B09.021.041
Circumferential Stress Weld			Pipe to Valve 1HP-486						
O1.B9.21.0062	1HP-255-11 Class 1 51A	1HP-255 O-ISIN4-101A-1.4	NDE-35	PT	SS		0.375 / 2.500		B09.021
Circumferential			Pipe to Elbow This weld was listed previously as 1-51A-10-11 until Weld Iso 1-51A-10 was deleted and welds were transferred to Iso 1HP-255.						
O1.B9.21.0069	1HP-255-13 Class 1 51A	1HP-255 O-ISIN4-101A-1.4	NDE-35	PT	SS		0.375 / 2.500		B09.021
Circumferential			Pipe to Elbow This weld was listed previously as 1-51A-10-13 until Weld Iso 1-51A-10 was deleted and welds were transferred to Iso 1HP-255.						
O1.B9.21.0085	1HP-255-19 Class 1 51A	1HP-255 O-ISIN4-101A-1.4	NDE-35	PT	SS		0.375 / 2.500		B09.021
Circumferential			Pipe to Flange This weld was listed previously as 1-51A-10-19 until Weld Iso 1-51A-10 was deleted and welds were transferred to Iso 1HP-255.						

This report includes all changes through addendum ONS1-137

Oconee 1, 4th Interval, outage 5 (EOC-26)

Summary Num	Component ID Class / System	ISO/DWG Numbers	Procedure Description Comments	Insp Req	Material	Sched	Thick/NPS	Cal Blocks	Component ID 2
Category B-J									
O1.B9.21.0145	1-51A-04-29C								
Circumferential	Class 1 51A	1-51A-04 O-ISIN4-101A-1.4	NDE-35	PT	SS		0.375 / 2.500		B09.021
O1.B9.21.0178	1-51A-04-39CB								
Circumferential	Class 1 51A	1-51A-04 O-ISIN4-101A-1.4	NDE-35	PT	SS		0.375 / 2.500		B09.021
Pipe to Flange									
O1.B9.21.0183	1-51A-04-39CA								
Circumferential	Class 1 51A	1-51A-04 O-ISIN4-101A-1.4	NDE-35	PT	SS		0.375 / 2.500		B09.021
O1.B9.21.0193	1HP-255-20								
Circumferential	Class 1 51A	1HP-255 O-ISIN4-101A-1.4	NDE-35	PT	SS		0.375 / 2.500		B09.021
Pipe to Flange									
This weld was listed previously as 1-51A-10-20 until Weld Iso 1-51A-10 was deleted and welds were transferred to Iso 1HP-255.									
O1.B9.32.0010	1LP-102-1Z								
Branch	Class 1 53A	1LP-102 O-ISIN4-102A-1.1	NDE-35	PT	SS		0.438 / 3.000		B09.032
Reinforcing collar weld at weld 1. Dimensions shown are for weld 1. Inspect both welds at the reinforcing collar. This weld was previously listed as 1-53A-33-1Z before the Iso was redrawn.									
O1.B9.40.0011	1RC-127-12								
Socket	Class 1 50	1RC-127 O-ISIN4-100A-1.2	NDE-35	PT	SS	160	0.281 / 1.500		B09.040.01
Pipe to Elbow									
Auxiliary Pressurizer Spray Line. This weld was previously listed as 1-50-127-12 and was shown on Isometric 1-50-127.									

This report includes all changes through addendum ONS1-137

Oconee 1, 4th Interval, outage 5 (EOC-26)

Summary Num	Component ID Class / System	ISO/DWG Numbers	Procedure Description Comments	Insp Req	Material	Sched	Thick/NPS	Cal Blocks	Component ID 2
Category B-J									
O1.B9.40.0012	1RC-127-16B								
	Class 1 50	1RC-127	NDE-35	PT	SS	160	0.281 / 1.500		B09.040.012
Socket		O-ISIN4-100A-1.2							
			Pipe to Full Coupling Auxiliary Pressurizer Spray Line. This weld was previously listed as 1-50-127-16B and was shown on isometric 1-50-127.						
O1.B9.40.0013	1RC-127-19								
	Class 1 50	1RC-127	NDE-35	PT	SS	160	0.281 / 1.500		B09.040.012
Socket		O-ISIN4-100A-1.2							
			Elbow to Pipe Auxiliary Pressurizer Spray Line. This weld was previously listed as 1-50-127-19 and was shown on isometric 1-50-127.						
O1.B9.40.0014	1RC-127-23								
	Class 1 50	1RC-127	NDE-35	PT	SS	160	0.281 / 1.500		B09.040.012
Circumferential		O-ISIN4-100A-1.2							
			Pipe to Tee 1.5 x 1 Auxiliary Pressurizer Spray Line. This weld was previously listed as 1-50-127-23 and was shown on isometric 1-50-127.						
O1.B9.40.0017	1RC-261-226								
	Class 1 50	1RC-261	NDE-35	PT	SS		0.281 / 1.500		B09.040.012
Socket		O-ISIN4-100A-1.1							
			Pipe to Valve 1RC46 This weld was previously listed as 1-50-01-226 and was shown on isometric 1-50-01(2).						
O1.B9.40.0018	1RC-261-228								
	Class 1 50	1RC-261	NDE-35	PT	SS		0.281 / 1.500		B09.040.012
Socket		O-ISIN4-100A-1.1							
			Pipe to Elbow This weld was previously listed as 1-50-01-228 and was shown on isometric 1-50-01(2).						

This report includes all changes through addendum ONS1-137

Oconee 1, 4th Interval, outage 5 (EOC-26)

Summary Num	Component ID Class / System	ISO/DWG Numbers	Procedure Description Comments	Insp Req	Material	Sched	Thick/NPS	Cal Blocks	Component ID 2
Category B-J									
O1.B9.40.0019	1RC-261-231								
Socket	Class 1 50	1RC-261 O-ISIN4-100A-1.1	NDE-35	PT	SS		0.281 / 1.500		B09.040.019
Tee to Pipe This weld was previously listed as 1-50-01-231 and was shown on Isometric 1-50-01(2).									
O1.B9.40.0020	1RC-261-265								
Socket	Class 1 50	1RC-261 O-ISIN4-100A-1.1	NDE-35	PT	SS		0.281 / 1.500		B09.040.020
Pipe to Elbow This weld was previously listed as 1-50-01-265 and was shown on Isometric 1-50-01(2).									
Category B-K									
O1.B10.10.0009	1-SGB-W15								
Circumferential	Class 1 50	OM-201.S-0001 OM-201.S-0157 OM-201.S-0033	NDE-640	UT	CS		3.781 / 0.000	7310-0061	B10.010.009
Support Skirt to Head Steam Generator 1B Base Support (skirt) to Lower Head. Per ASME Section XI, 1995 Addenda; Table IWB-2500-1, Examination Category B-K, perform a UT from side A-B (see Figure IWB-2500-14).									
O1.B10.10.0009	1-SGB-W15								
Circumferential	Class 1 50	OM-201.S-0001 OM-201.S-0157 OM-201.S-0033	NDE-820	UT	CS		3.781 / 0.000	7310-0061	B10.010.009
Support Skirt to Head Steam Generator 1B Base Support (skirt) to Lower Head. Per ASME Section XI, 1995 Addenda; Table IWB-2500-1, Examination Category B-K, perform a UT from side A-B (see Figure IWB-2500-14).									
O1.B10.20.0004	1-53-0-479A-H2								
Rigid Restraint	Class 1 53	1-53-07/sht.1 O-ISIN4-102A-1.1	NDE-35	PT	SS		0.750 / 0.000		B10.020.014
Calculation No. OSC-1301-06 , page 91. Inspect with O1.F1.11.0005									

This report includes all changes through addendum ONS1-137

Oconee 1, 4th Interval, outage 5 (EOC-26)

Summary Num	Component ID Class / System	ISO/DWG Numbers	Procedure Description Comments	Insp Req	Material	Sched	Thick/NPS	Cal Blocks	Component ID 2
Category B-K									
O1.B10.20.0005	1-53A-0-479A-H1A Class 1 53A	1-53-09/sht.1 O-ISIN4-102A-1.3	NDE-35	PT	SS		1.500 / 0.000		B10.020.016
Spring Hgr									
Calculation No. OSC-1300.									
Category B-M-2									
O1.B12.50.0006	1LP-177 Class 1 53A	OM-245-2315 O-ISIN4-102A-1.3	NDE-64	VT-3	SS		0.000 / 10.000		B12.050.006
B-Side LPI Valve Body 1LP-177 Internal Surfaces. Inspect one of the following valves: 1LP-176 or 1LP-177 only if valve is disassembled for maintenance, repair, or volumetric examination.									
O1.B12.50.0007	1-53A-LP-1 Class 1 53A	OM-245-2054 O-ISIN4-102A-1.1	NDE-64	VT-3	SS		0.000 / 12.000		B12.050.007
Decay Heat Suction Valve Body 1LP-1 Internal Surfaces. Inspect one of the following valves: 1LP-1 or 1LP-2 only if valve is disassembled for maintenance, repair, or volumetric examination.									
Category C-A									
O1.C1.30.0002	1-SGB-W65 Class 2 03	OM-201.S-0001 OM-201.S-0157	NDE-820	UT	CS		5.000 / 137.875	20T-240	C01.030.002
Circumferential									
Tubesheet to Shell Steam Generator 1B Lower Tubesheet to Shell Can # 1. Drawing OM-201-.S-0001 shows 5 inch minimum wall at Weld W65.									
O1.C1.30.0002	1-SGB-W65 Class 2 03	OM-201.S-0001 OM-201.S-0157	NDE-640	UT	CS		5.000 / 137.875	20T-240	C01.030.002
Circumferential									
Tubesheet to Shell Steam Generator 1B Lower Tubesheet to Shell Can # 1. Drawing OM-201-.S-0001 shows 5 inch minimum wall at Weld W65.									

This report includes all changes through addendum ONS1-137

Oconee 1, 4th interval, outage 5 (EOC-26)

Summary Num	Component ID Class / System	ISO/DWG Numbers	Procedure Description Comments	Insp Req	Material	Sched	Thick/NPS	Cal Blocks	Component ID 2
Category C-B									
O1.C2.31.0001	1-LPCA-OUTLET								
Circumferential	Class 2 53B	OM-201-3131 O-ISIN4-102A-1.2	NDE-35	PT	SS		0.750 / 16.000		C02.031.001
Nozzle to Shell Decay Heat Cooler 1A Outlet Nozzle Reinforcing Plate Welds to Nozzle and Vessel.									
O1.C2.31.0002	1-LPCA-INLET								
Circumferential	Class 2 53B	OM-201-3131 O-ISIN4-102A-1.2	NDE-35	PT	SS		0.750 / 16.000		C02.031.002
Nozzle to Shell Decay Heat Cooler 1A Inlet Nozzle Reinforcing Plate Welds to Nozzle and Vessel.									
Category C-C									
O1.C3.20.0001	1-01A-0-550-H13								
Rigid Support	Class 2 01A	1-01-01/sht.1 O-ISIN4-122A-1.1	NDE-25	MT	CS		0.750 / 0.000		C03.020.001
Calculation No. OSC-320, page 131.1. Inspect with O1.F1.20.0001.									
O1.C3.20.0003	1-01A-0-481A-H2A								
Rigid Support	Class 2 01A	1-01-07/sht.1 O-ISIN4-122A-1.1	NDE-25	MT	CS		0.750 / 0.000		C03.020.003
Calculation No. OSC-1296-06. Inspect with O1.F1.20.0003. PT examination may be performed in areas where MT examination is not possible to achieve 100% coverage.									
O1.C3.20.0007	1-03-0-480A-H6B								
Rigid Support	Class 2 03	1-03-05/sht.2 O-ISIN4-121B-1.3	NDE-25	MT	CS		0.500 / 0.000		C03.020.013
Calculation No. OSC-1297-06. Inspect with O1.F1.20.0006. Either a PT exam, a MT exam, or a combination of the two are acceptable methods to meet the surface exam requirements for this item.									

This report includes all changes through addendum ONS1-137

Oconee 1, 4th Interval, outage 5 (EOC-26)

Summary Num	Component ID Class / System	ISO/DWG Numbers	Procedure Description Comments	Insp Req	Material	Sched	Thick/NPS	Cal Blocks	Component ID 2
Category C-C									
O1.C3.20.0007	1-03-0-480A-H6B								
Rigid Support	Class 2 03	1-03-05/sht.2 O-ISIN4-121B-1.3	NDE-35	PT	CS		0.500 / 0.000		C03.020.013
Calculation No. OSC-1297-06. Inspect with O1.F1.20.0006. Either a PT exam, a MT exam, or a combination of the two are acceptable methods to meet the surface exam requirements for this item.									
O1.C3.20.0014	1-51-0-436D-SR8								
Rigid Restraint	Class 2 51	1-51-06/sht.1 O-ISIN4-101A-1.1 O-1AB-15106-01	NDE-35	PT	SS		0.750 / 0.000		C03.020.053
Calculation No. OSC-1538. Inspect with O1.F1.21.0015.									
O1.C3.20.0016	1-51B-2-0-444-H41								
Rigid Support	Class 2 51B	1-51-06/sht.2 O-ISIN4-101A-1.1 O-1AB-15106-02	NDE-35	PT	SS		0.750 / 0.000		C03.020.061
Calculation No. OSC-1538, page 94. Inspect with O1.F1.20.0032.									
O1.C3.20.0020	1-53B-5-0-436D-H16								
Spring Hgr	Class 2 53B	1-53-02/sht.2 O-ISIN4-102A-1.2 O-1AB-15302-02	NDE-35	PT	SS		0.125 / 0.000		C03.020.094
Calculation No. OSC-408. Inspect with O1.F1.22.0023. Thickness 0.125 listed is used as a reference for item 8 since thickness can't be determined using the support sketch. Thickness for item 8 should be measured in the field if actual dimension is needed.									
O1.C3.20.0024	1-54A-3-0-435B-R3								
Rigid Restraint	Class 2 54A	1-54-02/sht.1 O-ISIN4-103A-1.1	NDE-35	PT	SS		1.000 / 0.000		C03.020.102
Calculation No. OSC-415, page 50.									
O1.C3.20.0027	1-54A-3-0-439C-H5								
Rigid Support	Class 2 54A	1-54-04/sht.1 O-ISIN4-103A-1.1	NDE-35	PT	SS		1.000 / 0.000		C03.020.105
Calculation No. OSC-417, page 44.1. Inspect with O1.F1.20.0052.									

This report includes all changes through addendum ONS1-137

Oconee 1, 4th Interval, outage 5 (EOC-26)

Summary Num	Component ID Class / System	ISO/DWG Numbers	Procedure Description Comments	Insp Req	Material	Sched	Thick/NPS	Cal Blocks	Component ID 2
Category C-C									
O1.C3.20.0028	1-55-1-0-439C-SR12								
Rigid Restraint	Class 2 55	4-56-02/sht.1 O-ISIN4-144A-1.2	NDE-25	MT	CS		1.000 / 0.000		C03.020.111
Calculation No. OSC-1549, page 101.									
O1.C3.30.0001	1-HPI-A-SUPPORT								
	Class 2 51A	OM-201-1704 O-ISIN4-101A-1.3	NDE-35	PT	SS		2.000 / 0.000		C03.030.001
Plate to Casing HPI Pump 1A.									
Category C-F-1									
O1.C5.11.0029	1LP-128-80								
Circumferential	Class 2 53A	1LP-128 O-ISIN4-102A-1.2	PDI-UT-2	UT	SS		1.168 / 12.000	40413	C05.011.007, C05.011.007A
Reducer to Valve 1LP-18 Procedure NDE-600 uses the component for calibration. Procedure PDI-UT-2 may be used in lieu of NDE-600. If PDI-UT-2 is used, then the calibration block listed shall be used. Code Case N-663 allows us to exclude the surface exam from the Fourth Interval ISI Plan. See PIP G-08-00185 (CA # 10) and Calc OSC-9796 Rev.1 for details on the exclusion of surface exams.									
O1.C5.11.0048	1-53A-01-21L								
Circumferential	Class 2 53A	1-53A-01(2) O-ISIN4-102A-1.3	NDE-600	UT	SS		1.000 / 10.000	Component	C05.011.026, C05.011.026A
Elbow to Pipe Procedure NDE-600 uses the component for calibration. Procedure PDI-UT-2 may be used in lieu of NDE-600. If PDI-UT-2 is used, then the calibration block listed shall be used. Code Case N-663 allows us to exclude the surface exam from the Fourth Interval ISI Plan. See PIP G-08-00185 (CA # 10) and Calc OSC-9796 Rev.1 for details on the exclusion of surface exams.									

This report includes all changes through addendum ONS1-137

Oconee 1, 4th Interval, outage 5 (EOC-26)

Summary Num	Component ID Class / System	ISO/DWG Numbers	Procedure Description Comments	Insp Req	Material	Sched	Thick/NPS	Cal Blocks	Component ID 2
Category C-F-1									
O1.C5.11.0081	1LP-209-1 Class 2 53A	1LP-209 O-ISIN4-102A-1.3	PDI-UT-2	UT	SS		1.000 / 10.000	40354 PDI-UT-2-O PDI-UT-2A-O	C05.011.059, C05.011.059A
Circumferential									
<p>Elbow to Pipe</p> <p>Procedure NDE-600 uses the component for calibration. Procedure PDI-UT-2 may be used in lieu of NDE-600. If PDI-UT-2 is used, then the calibration block listed shall be used.</p> <p>Code Case N-663 allows us to exclude the surface exam from the Fourth Interval ISI Plan. See PIP G-08-00185 (CA # 10) and Calc OSC-9796 Rev.1 for details on the exclusion of surface exams.</p>									
O1.C5.11.0082	1LP-209-10 Class 2 53A	1LP-209 O-ISIN4-102A-1.3	PDI-UT-2	UT	SS		1.000 / 10.000	40354 PDI-UT-2-O PDI-UT-2A-O	C05.011.060, C05.011.060A
Circumferential									
<p>Pipe to Elbow</p> <p>Procedure NDE-600 uses the component for calibration. Procedure PDI-UT-2 may be used in lieu of NDE-600. If PDI-UT-2 is used, then the calibration block listed shall be used.</p> <p>Code Case N-663 allows us to exclude the surface exam from the Fourth Interval ISI Plan. See PIP G-08-00185 (CA # 10) and Calc OSC-9796 Rev.1 for details on the exclusion of surface exams.</p>									
O1.C5.11.0083	1LP-209-11 Class 2 53A	1LP-209 O-ISIN4-102A-1.3	PDI-UT-2	UT	SS		1.000 / 10.000	40354 PDI-UT-2-O PDI-UT-2A-O	C05.011.061, C05.011.061A
Circumferential									
<p>Pipe to Tee</p> <p>Procedure NDE-600 uses the component for calibration. Procedure PDI-UT-2 may be used in lieu of NDE-600. If PDI-UT-2 is used, then the calibration block listed shall be used.</p> <p>Code Case N-663 allows us to exclude the surface exam from the Fourth Interval ISI Plan. See PIP G-08-00185 (CA # 10) and Calc OSC-9796 Rev.1 for details on the exclusion of surface exams.</p>									

This report includes all changes through addendum ONS1-137

Oconee 1, 4th Interval, outage 5 (EOC-26)

Summary Num	Component ID Class / System	ISO/DWG Numbers	Procedure Description Comments	Insp Req	Material	Sched	Thick/NPS	Cal Blocks	Component ID 2
Category C-F-1									
O1.C5.11.0084	1LP-209-17 Class 1 53A	1LP-209 O-ISIN4-102A-1.3	PDI-UT-2	UT	SS		1.000 / 10.000	40354 PDI-UT-2-O PDI-UT-2A-O	C05.011.062, C05.011.062A
Circumferential									
Flow Restrictor to Pipe Procedure NDE-600 uses the component for calibration. Procedure PDI-UT-2 may be used in lieu of NDE-600. If PDI-UT-2 is used, then the calibration block listed shall be used. Code Case N-663 allows us to exclude the surface exam from the Fourth Interval ISI Plan. See PIP G-08-00185 (CA # 10) and Calc OSC-9796 Rev.1 for details on the exclusion of surface exams.									
O1.C5.11.0085	1LP-209-18 Class 1 53A	1LP-209 O-ISIN4-102A-1.3	PDI-UT-2	UT	SS		1.000 / 10.000	40354 PDI-UT-2-O PDI-UT-2A-O	C05.011.063, C05.011.063A
Circumferential									
Pipe to Flow Restrictor Procedure NDE-600 uses the component for calibration. Procedure PDI-UT-2 may be used in lieu of NDE-600. If PDI-UT-2 is used, then the calibration block listed shall be used. Code Case N-663 allows us to exclude the surface exam from the Fourth Interval ISI Plan. See PIP G-08-00185 (CA # 10) and Calc OSC-9796 Rev.1 for details on the exclusion of surface exams.									
O1.C5.11.0086	1LP-209-2 Class 2 53A	1LP-209 O-ISIN4-102A-1.3	PDI-UT-2	UT	SS		1.000 / 10.000	40354 PDI-UT-2-O PDI-UT-2A-O	C05.011.064, C05.011.064A
Circumferential									
Pipe to Elbow Procedure NDE-600 uses the component for calibration. Procedure PDI-UT-2 may be used in lieu of NDE-600. If PDI-UT-2 is used, then the calibration block listed shall be used. Code Case N-663 allows us to exclude the surface exam from the Fourth Interval ISI Plan. See PIP G-08-00185 (CA # 10) and Calc OSC-9796 Rev.1 for details on the exclusion of surface exams.									

This report includes all changes through addendum ONS1-137

Oconee 1, 4th Interval, outage 5 (EOC-26)

Summary Num	Component ID Class / System	ISO/DWG Numbers	Procedure Description Comments	Insp Req	Material	Sched	Thick/NPS	Cal Blocks	Component ID 2
Category C-F-1									
O1.C5.11.0087	1LP-209-24 Class 2 53A	1LP-209 O-ISIN4-102A-1.3	PDI-UT-2	UT	SS		1.000 / 10.000	40354 PDI-UT-2-O PDI-UT-2A-O	C05.011.065, C05.011.065A
Circumferential									
Valve 1LP-177 to Pipe Procedure NDE-600 uses the component for calibration. Procedure PDI-UT-2 may be used in lieu of NDE-600. If PDI-UT-2 is used, then the calibration block listed shall be used. Code Case N-663 allows us to exclude the surface exam from the Fourth Interval ISI Plan. See PIP G-08-00185 (CA # 10) and Calc OSC-9796 Rev.1 for details on the exclusion of surface exams.									
O1.C5.11.0088	1LP-209-3 Class 2 53A	1LP-209 O-ISIN4-102A-1.3	PDI-UT-2	UT	SS		1.000 / 10.000	40354 PDI-UT-2-O PDI-UT-2A-O	C05.011.066, C05.011.066A
Circumferential									
Elbow to Pipe Procedure NDE-600 uses the component for calibration. Procedure PDI-UT-2 may be used in lieu of NDE-600. If PDI-UT-2 is used, then the calibration block listed shall be used. Code Case N-663 allows us to exclude the surface exam from the Fourth Interval ISI Plan. See PIP G-08-00185 (CA # 10) and Calc OSC-9796 Rev.1 for details on the exclusion of surface exams.									
O1.C5.11.0089	1LP-209-4 Class 2 53A	1LP-209 O-ISIN4-102A-1.3	PDI-UT-2	UT	SS		1.000 / 10.000	40354 PDI-UT-2-O PDI-UT-2A-O	C05.011.067, C05.011.067A
Circumferential									
Pipe to Elbow Procedure NDE-600 uses the component for calibration. Procedure PDI-UT-2 may be used in lieu of NDE-600. If PDI-UT-2 is used, then the calibration block listed shall be used. Code Case N-663 allows us to exclude the surface exam from the Fourth Interval ISI Plan. See PIP G-08-00185 (CA # 10) and Calc OSC-9796 Rev.1 for details on the exclusion of surface exams.									

This report includes all changes through addendum ONS1-137

Oconee 1, 4th Interval, outage 5 (EOC-26)

Summary Num	Component ID Class / System	ISO/DWG Numbers	Procedure Description Comments	Insp Req	Material	Sched	Thick/NPS	Cal Blocks	Component ID 2
Category C-F-1									
O1.C5.11.0090	1LP-209-8 Class 2 53A	1LP-209 O-ISIN4-102A-1.3	PDI-UT-2	UT	SS		1.000 / 10.000	40354 PDI-UT-2-O PDI-UT-2A-O	C05.011.068, C05.011.068A
Circumferential									
<p>Pipe to Tee</p> <p>Procedure NDE-600 uses the component for calibration. Procedure PDI-UT-2 may be used in lieu of NDE-600. If PDI-UT-2 is used, then the calibration block listed shall be used.</p> <p>Code Case N-663 allows us to exclude the surface exam from the Fourth Interval ISI Plan. See PIP G-08-00185 (CA # 10) and Calc OSC-9796 Rev.1 for details on the exclusion of surface exams.</p>									
O1.C5.11.0091	1LP-209-9 Class 2 53A	1LP-209 O-ISIN4-102A-1.3	PDI-UT-2	UT	SS		1.000 / 10.000	40354 PDI-UT-2-O PDI-UT-2A-O	C05.011.069, C05.011.069A
Circumferential									
<p>Pipe to Tee</p> <p>Procedure NDE-600 uses the component for calibration. Procedure PDI-UT-2 may be used in lieu of NDE-600. If PDI-UT-2 is used, then the calibration block listed shall be used.</p> <p>Code Case N-663 allows us to exclude the surface exam from the Fourth Interval ISI Plan. See PIP G-08-00185 (CA # 10) and Calc OSC-9796 Rev.1 for details on the exclusion of surface exams.</p>									
O1.C5.11.0092	1LP-210-58L Class 2 53A	1LP-210 O-ISIN4-102A-1.3	PDI-UT-2	UT	SS		1.000 / 10.000	40354 PDI-UT-2-O PDI-UT-2A-O	C05.011.070, C05.011.070A
Circumferential									
<p>Elbow to Pipe</p> <p>This weld was listed previously as 1-53A-02-58L on Iso 1-53A-02(2) until it was transferred to iso 1LP-210.</p> <p>Procedure NDE-600 uses the component for calibration. Procedure PDI-UT-2 may be used in lieu of NDE-600. If PDI-UT-2 is used, then the calibration block listed shall be used.</p> <p>Code Case N-663 allows us to exclude the surface exam from the Fourth Interval ISI Plan. See PIP G-08-00185 (CA # 10) and Calc OSC-9796 Rev.1 for details on the exclusion of surface exams.</p>									

This report includes all changes through addendum ONS1-137

Oconee 1, 4th Interval, outage 5 (EOC-26)

Summary Num	Component ID Class / System	ISO/DWG Numbers	Procedure Description Comments	Insp Req	Material	Sched	Thick/NPS	Cal Blocks	Component ID 2
Category C-F-1									
O1.C5.11.0093	1LP-210-59L Class 2 53A	1LP-210 O-ISIN4-102A-1.3	PDI-UT-2	UT	SS		1.000 / 10.000	40354 PDI-UT-2-O PDI-UT-2A-O	C05.011.071, C05.011.071A
Circumferential									
Pipe to Elbow This weld was listed previously as 1-53A-02-59L on iso 1-53A-02(2) until it was transferred to iso 1LP-210. Procedure NDE-600 uses the component for calibration. Procedure PDI-UT-2 may be used in lieu of NDE-600. If PDI-UT-2 is used, then the calibration block listed shall be used. Code Case N-663 allows us to exclude the surface exam from the Fourth Interval ISI Plan. See PIP G-08-00185 (CA # 10) and Calc OSC-9796 Rev.1 for details on the exclusion of surface exams.									
O1.C5.11.0094	1LP-210-60 Class 2 53A	1LP-210 O-ISIN4-102A-1.3	PDI-UT-2	UT	SS		1.000 / 10.000	40354 PDI-UT-2-O PDI-UT-2A-O	C05.011.072, C05.011.072A
Circumferential									
Pipe to Elbow Procedure NDE-600 uses the component for calibration. Procedure PDI-UT-2 may be used in lieu of NDE-600. If PDI-UT-2 is used, then the calibration block listed shall be used. Code Case N-663 allows us to exclude the surface exam from the Fourth Interval ISI Plan. See PIP G-08-00185 (CA # 10) and Calc OSC-9796 Rev.1 for details on the exclusion of surface exams.									
O1.C5.11.0095	1LP-210-61 Class 2 53A	1LP-210 O-ISIN4-102A-1.3	PDI-UT-2	UT	SS		1.000 / 10.000	40354 PDI-UT-2-O PDI-UT-2A-O	C05.011.073, C05.011.073A
Circumferential									
Pipe to Elbow Procedure NDE-600 uses the component for calibration. Procedure PDI-UT-2 may be used in lieu of NDE-600. If PDI-UT-2 is used, then the calibration block listed shall be used. Code Case N-663 allows us to exclude the surface exam from the Fourth Interval ISI Plan. See PIP G-08-00185 (CA # 10) and Calc OSC-9796 Rev.1 for details on the exclusion of surface exams.									

This report includes all changes through addendum ONS1-137

Oconee 1, 4th Interval, outage 5 (EOC-26)

Summary Num	Component ID Class / System	ISO/DWG Numbers	Procedure Description Comments	Insp Req	Material	Sched	Thick/NPS	Cal Blocks	Component ID 2
Category C-F-1									
O1.C5.11.0096	1LP-210-62 Class 2 53A	1LP-210 O-ISIN4-102A-1.3	PDI-UT-2	UT	SS		1.000 / 10.000	40354 PDI-UT-2-O PDI-UT-2A-O	C05.011.074, C05.011.074#
Circumferential									
Pipe to Elbow Procedure NDE-600 uses the component for calibration. Procedure PDI-UT-2 may be used in lieu of NDE-600. If PDI-UT-2 is used, then the calibration block listed shall be used. Code Case N-663 allows us to exclude the surface exam from the Fourth Interval ISI Plan. See PIP G-08-00185 (CA # 10) and Calc OSC-9796 Rev.1 for details on the exclusion of surface exams.									
O1.C5.11.0097	1LP-210-63 Class 2 53A	1LP-210 O-ISIN4-102A-1.3	PDI-UT-2	UT	SS		1.000 / 10.000	40354 PDI-UT-2-O PDI-UT-2A-O	C05.011.075, C05.011.075#
Circumferential									
Pipe to Elbow Procedure NDE-600 uses the component for calibration. Procedure PDI-UT-2 may be used in lieu of NDE-600. If PDI-UT-2 is used, then the calibration block listed shall be used. Code Case N-663 allows us to exclude the surface exam from the Fourth Interval ISI Plan. See PIP G-08-00185 (CA # 10) and Calc OSC-9796 Rev.1 for details on the exclusion of surface exams.									
O1.C5.11.0105	1LPS-753-2 Class 2 14B	1LPS-753 O-ISIN4-124B-1.2	NDE-600	UT	SS		0.432 / 6.000	Component	C05.011.083, C05.011.083#
Circumferential									
Elbow to Elbow Procedure NDE-600 uses the component for calibration. Procedure PDI-UT-2 may be used in lieu of NDE-600. If PDI-UT-2 is used, then the calibration block listed shall be used. Code Case N-663 allows us to exclude the surface exam from the Fourth Interval ISI Plan. See PIP G-08-00185 (CA # 10) and Calc OSC-9796 Rev.1 for details on the exclusion of surface exams.									

This report includes all changes through addendum ONS1-137

Oconee 1, 4th Interval, outage 5 (EOC-26)

Summary Num	Component ID Class / System	ISO/DWG Numbers	Procedure Description Comments	Insp Req	Material	Sched	Thick/NPS	Cal Blocks	Component ID 2
Category C-F-1									
O1.C5.11.0106	1LPS-753-3 Class 2 14B	1LPS-753 O-ISIN4-124B-1.2	NDE-600	UT	SS		0.432 / 6.000	Component	C05.011.084, C05.011.084A
Circumferential			<p>Elbow to Pipe</p> <p>Procedure NDE-600 uses the component for calibration. Procedure PDI-UT-2 may be used in lieu of NDE-600. If PDI-UT-2 is used, then the calibration block listed shall be used.</p> <p>Code Case N-663 allows us to exclude the surface exam from the Fourth Interval ISI Plan. See PIP G-08-00185 (CA # 10) and Calc OSC-9796 Rev.1 for details on the exclusion of surface exams.</p>						
O1.C5.21.0006	1HP-192-15 Class 2 51A	1HP-192 O-ISIN4-101A-1.4	PDI-UT-2	UT	SS		0.531 / 4.000	40406 PDI-UT-2A-O	C05.021.006, C05.021.006A
Circumferential			<p>Pipe to Flange Orifice</p> <p>Procedure NDE-600 uses the component for calibration. Procedure PDI-UT-2 may be used in lieu of NDE-600. If PDI-UT-2 is used, then the calibration block listed shall be used.</p> <p>Code Case N-663 allows us to exclude the surface exam from the Fourth Interval ISI Plan. See PIP G-08-00185 (CA # 10) and Calc OSC-9796 Rev.1 for details on the exclusion of surface exams.</p>						
O1.C5.21.0008	1-51A-123-6 Class 2 51A	1-51A-123 O-ISIN4-101A-1.4	PDI-UT-2	UT	SS		0.531 / 4.000	40406 PDI-UT-2A-O	C05.021.011, C05.021.011A
Circumferential			<p>Pipe to Elbow</p> <p>Procedure NDE-600 uses the component for calibration. Procedure PDI-UT-2 may be used in lieu of NDE-600. If PDI-UT-2 is used, then the calibration block listed shall be used.</p> <p>Code Case N-663 allows us to exclude the surface exam from the Fourth Interval ISI Plan. See PIP G-08-00185 (CA # 10) and Calc OSC-9796 Rev.1 for details on the exclusion of surface exams.</p>						

This report includes all changes through addendum ONS1-137

Oconee 1, 4th Interval, outage 5 (EOC-26)

Summary Num	Component ID Class / System	ISO/DWG Numbers	Procedure Description Comments	Insp Req	Material	Sched	Thick/NPS	Cal Blocks	Component ID 2
Category C-F-1									
O1.C5.21.0013	1HP-191-7 Class 2 51A	1HP-191 O-ISIN4-101A-1.4	PDI-UT-2	UT	SS		0.531 / 4.000	40406 PDI-UT-2A-O	C05.021.028, C05.021.028A
Circumferential			Pipe to Elbow Procedure NDE-600 uses the component for calibration. Procedure PDI-UT-2 may be used in lieu of NDE-600. If PDI-UT-2 is used, then the calibration block listed shall be used. Code Case N-663 allows us to exclude the surface exam from the Fourth Interval ISI Plan. See PIP G-08-00185 (CA # 10) and Calc OSC-9796 Rev.1 for details on the exclusion of surface exams.						
O1.C5.21.0024	1-51A-01-91A Class 2 51A	1-51A-01(3) O-ISIN4-101A-1.3	PDI-UT-2	UT	SS		0.531 / 4.000	40406	C05.021.043, C05.021.043A
Circumferential			Pipe to Valve 1HP-128 Procedure NDE-600 uses the component for calibration. Procedure PDI-UT-2 may be used in lieu of NDE-600. If PDI-UT-2 is used, then the calibration block listed shall be used. Code Case N-663 allows us to exclude the surface exam from the Fourth Interval ISI Plan. See PIP G-08-00185 (CA # 10) and Calc OSC-9796 Rev.1 for details on the exclusion of surface exams.						
O1.C5.21.0028	1-51A-01-115A Class 2 51A	1-51A-01(4) O-ISIN4-101A-1.3	PDI-UT-2	UT	SS		0.531 / 4.000	40406 PDI-UT-2A-O	C05.021.049, C05.021.049A
Circumferential			Tee to Pipe Procedure NDE-600 uses the component for calibration. Procedure PDI-UT-2 may be used in lieu of NDE-600. If PDI-UT-2 is used, then the calibration block listed shall be used. Code Case N-663 allows us to exclude the surface exam from the Fourth Interval ISI Plan. See PIP G-08-00185 (CA # 10) and Calc OSC-9796 Rev.1 for details on the exclusion of surface exams.						

This report includes all changes through addendum ONS1-137

Oconee 1, 4th Interval, outage 5 (EOC-26)

Summary Num	Component ID Class / System	ISO/DWG Numbers	Procedure Description Comments	Insp Req	Material	Sched	Thick/NPS	Cal Blocks	Component ID 2
Category C-F-1									
O1.C5.21.0034	1-51A-02-22B Class 2 51A	1-51A-02 O-ISIN4-101A-1.4	PDI-UT-2	UT	SS		0.531 / 4.000	50275 PDI-UT-2A-O	C05.021.055, C05.021.055A
Circumferential			<p>Tee to Pipe</p> <p>Procedure NDE-600 uses the component for calibration. Procedure PDI-UT-2 may be used in lieu of NDE-600. If PDI-UT-2 is used, then the calibration block listed shall be used.</p> <p>Code Case N-663 allows us to exclude the surface exam from the Fourth Interval ISI Plan. See PIP G-08-00185 (CA # 10) and Calc OSC-9796 Rev.1 for details on the exclusion of surface exams.</p>						
O1.C5.21.0037	1-51A-03-74B Class 2 51A	1-51A-03(1) O-ISIN4-101A-1.4	PDI-UT-2	UT	SS		0.531 / 4.000	50275 PDI-UT-2A-O	C05.021.059, C05.021.059A
Circumferential			<p>Pipe to Elbow</p> <p>Procedure NDE-600 uses the component for calibration. Procedure PDI-UT-2 may be used in lieu of NDE-600. If PDI-UT-2 is used, then the calibration block listed shall be used.</p> <p>Code Case N-663 allows us to exclude the surface exam from the Fourth Interval ISI Plan. See PIP G-08-00185 (CA # 10) and Calc OSC-9796 Rev.1 for details on the exclusion of surface exams.</p>						
O1.C5.21.0041	1HP-324-118B Class 2 51A	1HP-324 O-ISIN4-101A-1.4	PDI-UT-2	UT	SS		0.375 / 2.500	40378	C05.021.065, C05.021.065A
Circumferential			<p>Tee to Valve 1HP-119</p> <p>Procedure NDE-600 uses the component for calibration. Procedure PDI-UT-2 may be used in lieu of NDE-600. If PDI-UT-2 is used, then the calibration block listed shall be used.</p> <p>Code Case N-663 allows us to exclude the surface exam from the Fourth Interval ISI Plan. See PIP G-08-00185 (CA # 10) and Calc OSC-9796 Rev.1 for details on the exclusion of surface exams.</p>						

This report includes all changes through addendum ONS1-137

Oconee 1, 4th Interval, outage 5 (EOC-26)

Summary Num	Component ID Class / System	ISO/DWG Numbers	Procedure Description Comments	Insp Req	Material	Sched	Thick/NPS	Cal Blocks	Component ID 2
Category C-F-1									
O1.C5.21.0053	1-51A-02-34B Class 2 51A	1-51A-02	NDE-35	PT	SS		0.531 / 4.000		C05.021.090, C05.021.090A
Circumferential		O-ISIN4-101A-1.4	<p>Elbow to Valve 1HP-134</p> <p>Procedure NDE-600 uses the component for calibration. Procedure PDI-UT-2 may be used in lieu of NDE-600. If PDI-UT-2 is used, then the calibration block listed shall be used.</p>						
O1.C5.21.0053	1-51A-02-34B Class 2 51A	1-51A-02	PDI-UT-2	UT	SS		0.531 / 4.000	50275	C05.021.090, C05.021.090A
Circumferential		O-ISIN4-101A-1.4	<p>Elbow to Valve 1HP-134</p> <p>Procedure NDE-600 uses the component for calibration. Procedure PDI-UT-2 may be used in lieu of NDE-600. If PDI-UT-2 is used, then the calibration block listed shall be used.</p>						
O1.C5.21.0057	1HP-193-12 Class 2 51A	1HP-193	PDI-UT-2	UT	SS		0.531 / 4.000	50275	C05.021.096, C05.021.096A
Circumferential		O-ISIN4-101A-1.4	<p>Tee to Valve 1HP-26</p> <p>Procedure NDE-600 uses the component for calibration. Procedure PDI-UT-2 may be used in lieu of NDE-600. If PDI-UT-2 is used, then the calibration block listed shall be used.</p> <p>Code Case N-663 allows us to exclude the surface exam from the Fourth Interval ISI Plan. See PIP G-08-00185 (CA # 10) and Calc OSC-9796 Rev.1 for details on the exclusion of surface exams.</p>						
O1.C5.21.0066	1-51A-01-103A Class 2 51A	1-51A-01(4)	PDI-UT-2	UT	SS		0.438 / 3.000	50225 PDI-UT-2A-O	C05.021.110, C05.021.110A
Circumferential		O-ISIN4-101A-1.3	<p>Valve 1HP-109 to Pipe</p> <p>Procedure NDE-600 uses the component for calibration. Procedure PDI-UT-2 may be used in lieu of NDE-600. If PDI-UT-2 is used, then the calibration block listed shall be used.</p> <p>Code Case N-663 allows us to exclude the surface exam from the Fourth Interval ISI Plan. See PIP G-08-00185 (CA # 10) and Calc OSC-9796 Rev.1 for details on the exclusion of surface exams.</p>						

This report includes all changes through addendum ONS1-137

Oconee 1, 4th Interval, outage 5 (EOC-26)

Summary Num	Component ID Class / System	ISO/DWG Numbers	Procedure Description Comments	Insp Req	Material	Sched	Thick/NPS	Cal Blocks	Component ID 2
Category C-F-1									
O1.C5.21.0067	1-51B-67-1 Class 2 51B	1-51B-67 O-ISIN4-101A-1.2	PDI-UT-2	UT	SS		0.203 / 2.500	50437	C05.021.112, C05.021.112A
Circumferential			Tee to Reducer Procedure NDE-600 uses the component for calibration. Procedure PDI-UT-2 may be used in lieu of NDE-600. If PDI-UT-2 is used, then the calibration block listed shall be used. Code Case N-663 allows us to exclude the surface exam from the Fourth Interval ISI Plan. See PIP G-08-00185 (CA # 10) and Calc OSC-9796 Rev.1 for details on the exclusion of surface exams.						
O1.C5.21.0070	1HP-367-28 Class 2 51B	1HP-367 O-ISIN4-101A-1.1	PDI-UT-2	UT	SS		0.237 / 4.000	PDI-UT-2A-O 8279-0416 PDI-UT-2-O	C05.021.116, C05.021.116A
Circumferential			Tee to Pipe Procedure NDE-600 uses the component for calibration. Procedure PDI-UT-2 may be used in lieu of NDE-600. If PDI-UT-2 is used, then the calibration block listed shall be used. Code Case N-663 allows us to exclude the surface exam from the Fourth Interval ISI Plan. See PIP G-08-00185 (CA # 10) and Calc OSC-9796 Rev.1 for details on the exclusion of surface exams.						
Category C-F-2									
O1.C5.51.0005	1MS-001-12 Class 2 01A	1MS-001 O-ISIN4-122A-1.1	NDE-600	UT	CS		1.164 / 34" I.D.	Component	C05.051.005, C05.051.005A
Circumferential			Pipe to Pipe This weld was previously listed as 1-01A-01-12 before the Iso was redrawn. Procedure NDE-600 uses the component for calibration. Procedure PDI-UT-1 may be used in lieu of NDE-600. If PDI-UT-1 is used, then the calibration block listed shall be used. Code Case N-663 allows us to exclude the surface exam from the Fourth Interval ISI Plan. See PIP G-08-00185 (CA # 10) and Calc OSC-9796 Rev.1 for details on the exclusion of surface exams.						

This report includes all changes through addendum ONS1-137

Oconee 1, 4th Interval, outage 5 (EOC-26)

Summary Num	Component ID Class / System	ISO/DWG Numbers	Procedure Description Comments	Insp Req	Material	Sched	Thick/NPS	Cal Blocks	Component ID 2
Category C-F-2									
O1.C5.51.0007	1-MS13A-A Class 2 01A	1MS-064	NDE-600	UT	CS		1.164 / 34" I.D.	Component	C05.051.007, C05.051.007A
Circumferential		O-ISIN4-122A-1.1	<p>Pipe to Elbow</p> <p>Grinnell subassembly MS-13A.</p> <p>Procedure NDE-600 uses the component for calibration. Procedure PDI-UT-1 may be used in lieu of NDE-600. If PDI-UT-1 is used, then the calibration block listed shall be used.</p> <p>Code Case N-663 allows us to exclude the surface exam from the Fourth Interval ISI Plan. See PIP G-08-00185 (CA # 10) and Calc OSC-9796 Rev.1 for details on the exclusion of surface exams.</p>						
O1.C5.51.0023	1FDW-182-9 Class 2 03A	1FDW-182 O-ISIN4-121D-1.1	PDI-UT-1	UT	CS		0.432 / 6.000	PDI-UT-1-O PDI-UT-1A-O	C05.051.023, C05.051.023A
Circumferential			<p>Elbow to Pipe</p> <p>Procedure NDE-600 uses the component for calibration. Procedure PDI-UT-1 may be used in lieu of NDE-600. If PDI-UT-1 is used, then the calibration block listed shall be used.</p> <p>Code Case N-663 allows us to exclude the surface exam from the Fourth Interval ISI Plan. See PIP G-08-00185 (CA # 10) and Calc OSC-9796 Rev.1 for details on the exclusion of surface exams.</p>						
O1.C5.51.0024	1FDW-182-10 Class 2 03A	1FDW-182 O-ISIN4-121D-1.1	PDI-UT-1	UT	CS		0.432 / 6.000	PDI-UT-1-O PDI-UT-1A-O	C05.051.024, C05.051.024A
Circumferential			<p>Pipe to Valve 1FDW-233</p> <p>Procedure NDE-600 uses the component for calibration. Procedure PDI-UT-1 may be used in lieu of NDE-600. If PDI-UT-1 is used, then the calibration block listed shall be used.</p> <p>Code Case N-663 allows us to exclude the surface exam from the Fourth Interval ISI Plan. See PIP G-08-00185 (CA # 10) and Calc OSC-9796 Rev.1 for details on the exclusion of surface exams.</p>						

This report includes all changes through addendum ONS1-137

Oconee 1, 4th Interval, outage 5 (EOC-26)

Summary Num	Component ID Class / System	ISO/DWG Numbers	Procedure Description Comments	Insp Req	Material	Sched	Thick/NPS	Cal Blocks	Component ID 2
Category C-F-2									
O1.C5.51.0025	1-03A-5-98 Class 2 03A	1-03A-5 O-ISIN4-121D-1.1	PDI-UT-1	UT	CS		0.432 / 6.000	PDI-UT-1-O PDI-UT-1A-O	C05.051.025, C05.051.025A
Circumferential									
Valve 1FDW-346 to Pipe									
Procedure NDE-600 uses the component for calibration. Procedure PDI-UT-1 may be used in lieu of NDE-600. If PDI-UT-1 is used, then the calibration block listed shall be used.									
Code Case N-663 allows us to exclude the surface exam from the Fourth Interval ISI Plan. See PIP G-08-00185 (CA # 10) and Calc OSC-9796 Rev.1 for details on the exclusion of surface exams.									
O1.C5.51.0038	1-LPSW-344-20 Class 2 14B	1-LPSW-344 O-ISIN4-124B-1.2	PDI-UT-1	UT	CS		0.500 / 8.000	PDI-UT-1-O PDI-UT-1A-O	C05.051.038, C05.051.038A
Circumferential									
Elbow to Pipe									
Procedure NDE-600 uses the component for calibration. Procedure PDI-UT-1 may be used in lieu of NDE-600. If PDI-UT-1 is used, then the calibration block listed shall be used.									
Code Case N-663 allows us to exclude the surface exam from the Fourth Interval ISI Plan. See PIP G-08-00185 (CA # 10) and Calc OSC-9796 Rev.1 for details on the exclusion of surface exams.									
O1.C5.51.0044	1LPSW-345-37 Class 2 14B	1LPSW-345 O-ISIN4-124B-1.2	PDI-UT-1	UT	CS		0.432 / 6.000	PDI-UT-1-O PDI-UT-1A-O	C05.051.044, C05.051.044A
Circumferential									
Tee to Flange									
This weld was listed previously as 1-LPSW-345-37 until iso 1-LPSW-345 was redrawn. This weld was listed previously as 1-LPS-345-37 until iso 1-LPS-345 was deleted.									
Procedure NDE-600 uses the component for calibration. Procedure PDI-UT-1 may be used in lieu of NDE-600. If PDI-UT-1 is used, then the calibration block listed shall be used.									
Code Case N-663 allows us to exclude the surface exam from the Fourth Interval ISI Plan. See PIP G-08-00185 (CA # 10) and Calc OSC-9796 Rev.1 for details on the exclusion of surface exams.									

This report includes all changes through addendum ONS1-137

Oconee 1, 4th Interval, outage 5 (EOC-26)

Summary Num	Component ID Class / System	ISO/DWG Numbers	Procedure Description Comments	Insp Req	Material	Sched	Thick/NPS	Cal Blocks	Component ID 2
Category C-F-2									
O1.C5.51.0050	1LPS-563-14 Class 2 14B	1LPS-563 O-ISIN4-124B-1.2	PDI-UT-10	UT	CS-SS		0.500 / 8.000	89-4287 86-3259	C05.051.050, C05.051.050A
Circumferential			<p>Pipe to Valve 1LPS-022</p> <p>Procedure NDE-600 uses the component for calibration. Procedure PDI-UT-1 may be used in lieu of NDE-600. If PDI-UT-1 is used, then the calibration block listed shall be used.</p> <p>Code Case N-663 allows us to exclude the surface exam from the Fourth Interval ISI Plan. See PIP G-08-00185 (CA # 10) and Calc OSC-9796 Rev.1 for details on the exclusion of surface exams.</p>						
O1.C5.51.0051	1FDW-305-3A Class 2 03A	1FDW-305 O-ISIN4-121D-1.1	NDE-600	UT	CS		0.562 / 6.000	Component	C05.051.051, C05.051.051A
Circumferential			<p>Elbow to Pipe</p> <p>Procedure NDE-600 uses the component for calibration. Procedure PDI-UT-1 may be used in lieu of NDE-600. If PDI-UT-1 is used, then the calibration block listed shall be used.</p> <p>This weld was listed previously as 1-03A-4-3A on iso 1-03A-4(2) until it was transferred to iso 1FDW-305.</p> <p>Code Case N-663 allows us to exclude the surface exam from the Fourth Interval ISI Plan. See PIP G-08-00185 (CA # 10) and Calc OSC-9796 Rev.1 for details on the exclusion of surface exams.</p>						
O1.C5.51.0052	1-03A-4-6A Class 2 03A	1-03A-4(2) O-ISIN4-121D-1.1	PDI-UT-1	UT	CS		0.562 / 6.000	PDI-UT-1-O PDI-UT-1A-O	C05.051.052, C05.051.052A
Circumferential			<p>Tee to Pipe</p> <p>Procedure NDE-600 uses the component for calibration. Procedure PDI-UT-1 may be used in lieu of NDE-600. If PDI-UT-1 is used, then the calibration block listed shall be used.</p> <p>Code Case N-663 allows us to exclude the surface exam from the Fourth Interval ISI Plan. See PIP G-08-00185 (CA # 10) and Calc OSC-9796 Rev.1 for details on the exclusion of surface exams.</p>						

This report includes all changes through addendum ONS1-137

Oconee 1, 4th Interval, outage 5 (EOC-26)

Summary Num	Component ID Class / System	ISO/DWG Numbers	Procedure Description Comments	Insp Req	Material	Sched	Thick/NPS	Cal Blocks	Component ID 2
Category C-F-2									
O1.C5.51.0053	1LPS-702-50 Class 2 14B	1LPS-702 O-ISIN4-124B-1.2	PDI-UT-10	UT	SS-CS		0.500 / 8.000	89-4287 86-3259	C05.051.053, C05.051.053A
Circumferential		OM 248-0637	<p>Pipe to Valve 1LPSW-16 (Cast SS)</p> <p>Procedure NDE-600 uses the component for calibration. Procedure PDI-UT-1 may be used in lieu of NDE-600. If PDI-UT-1 is used, then the calibration block listed shall be used.</p> <p>Weld 1-14-19-47M was deleted and replaced with 1LPS-702-50.</p> <p>Code Case N-663 allows us to exclude the surface exam from the Fourth Interval ISI Plan. See PIP G-08-00185 (CA # 10) and Calc OSC-9796 Rev.1 for details on the exclusion of surface exams.</p>						
O1.C5.51.0055	1LPS-560-57MA Class 2 14B	1LPS-560 O-ISIN4-124B-1.2	PDI-UT-1	UT	CS		0.500 / 8.000	PDI-UT-1-O PDI-UT-1A-O	C05.051.055, C05.051.055A
Circumferential			<p>Pipe to Elbow</p> <p>This weld was listed previously as 1-14-19-57MA until Iso 1-14-19 was redrawn. Procedure NDE-600 uses the component for calibration. Procedure PDI-UT-1 may be used in lieu of NDE-600. If PDI-UT-1 is used, then the calibration block listed shall be used.</p> <p>Code Case N-663 allows us to exclude the surface exam from the Fourth Interval ISI Plan. See PIP G-08-00185 (CA # 10) and Calc OSC-9796 Rev.1 for details on the exclusion of surface exams.</p>						
O1.C5.51.0056	1LPS-560-58M Class 2 14B	1LPS-560 O-ISIN4-124B-1.2	PDI-UT-1	UT	CS		0.500 / 8.000	PDI-UT-1-O PDI-UT-1A-O	C05.051.056, C05.051.056A
Circumferential			<p>Elbow to Pipe</p> <p>This weld was listed previously as 1-14-19-58M until Iso 1-14-19 was redrawn. Procedure NDE-600 uses the component for calibration. Procedure PDI-UT-1 may be used in lieu of NDE-600. If PDI-UT-1 is used, then the calibration block listed shall be used.</p> <p>Code Case N-663 allows us to exclude the surface exam from the Fourth Interval ISI Plan. See PIP G-08-00185 (CA # 10) and Calc OSC-9796 Rev.1 for details on the exclusion of surface exams.</p>						

This report includes all changes through addendum ONS1-137

Oconee 1, 4th Interval, outage 5 (EOC-26)

Summary Num	Component ID Class / System	ISO/DWG Numbers	Procedure Description Comments	Insp Req	Material	Sched	Thick/NPS	Cal Blocks	Component ID 2
Category C-F-2									
01.C5.51.0057	1LPS-560-80 Class 2 14B	1LPS-560 O-ISIN4-124B-1.2	PDI-UT-1	UT	CS		0.432 / 6.000	PDI-UT-1-O PDI-UT-1A-O	C05.051.057, C05.051.057A
Circumferential			<p>Tee to Flange</p> <p>This weld was listed previously as 1-14-19-80 until iso 1-14-19 was redrawn. Procedure NDE-600 uses the component for calibration. Procedure PDI-UT-1 may be used in lieu of NDE-600. If PDI-UT-1 is used, then the calibration block listed shall be used.</p> <p>Code Case N-663 allows us to exclude the surface exam from the Fourth Interval ISI Plan. See PIP G-08-00185 (CA # 10) and Calc OSC-9796 Rev.1 for details on the exclusion of surface exams.</p>						
01.C5.51.0062	1FDW-182-24V Class 2 03A	1FDW-182 O-ISIN4-121D-1.1	PDI-UT-1	UT	CS		0.432 / 6.000	PDI-UT-1-O PDI-UT-1A-O	C05.051.062, C05.051.062A
Circumferential			<p>Elbow to Pipe</p> <p>Procedure NDE-600 uses the component for calibration. Procedure PDI-UT-1 may be used in lieu of NDE-600. If PDI-UT-1 is used, then the calibration block listed shall be used.</p> <p>Code Case N-663 allows us to exclude the surface exam from the Fourth Interval ISI Plan. See PIP G-08-00185 (CA # 10) and Calc OSC-9796 Rev.1 for details on the exclusion of surface exams.</p>						
01.C5.61.0004	1FDW-181-22 Class 2 03A	1FDW-181 OM 245-1856 O-ISIN4-121D-1.1	NDE-12	RT	SS-CS		0.531 / 4.000		C05.061.004, C05.061.004A
Circumferential			<p>Reducer to Valve 1CCW-269 (Cast SS)</p> <p>The surface exam was completed in EOC-25 and the RT exam will be completed during EOC-26. Half credit (for this item) will be counted for in the percentages for EOC-25 and again in EOC-26 when the RT is completed..</p>						

This report includes all changes through addendum ONS1-137

Oconee 1, 4th Interval, outage 5 (EOC-26)

Summary Num	Component ID Class / System	ISO/DWG Numbers	Procedure Description Comments	Insp Req	Material	Sched	Thick/NPS	Cal Blocks	Component ID 2
Category D-A									
O1.D1.10.0001	1-SF-COOLER-A Class 3 56	OM-201-84 O-ISIN4-104A-1.1	NDE-65	VT-1	NA		0.000 / 0.000		D01.010.001
Attachment to Shell Spent Fuel Cooler 1A. Welded Attachment at Support Legs A and B.									
O1.D1.20.0004	1-03-0-551-H49 Class 3 03	1-03-01/sht.1 O-ISIN4-121B-1.3	NDE-65	VT-1	NA		2.500 / 24.000		D01.020.012
Rigid Support									
Calculation No. OSC-336, page 45a.1.									
O1.D1.20.0007	1-03A-1-0-400B-SR84 Class 3 03A	1-03A-09/sht.3 O-ISIN4-121D-1.1	NDE-65	VT-1	NA		0.500 / 6.000		D01.020.023
Rigid Support									
Calculation No. OSC-342, page 103.									
O1.D1.20.0008	1-03A-1-0-401B-SR30 Class 3 03A	1-03A-06/sht.3 O-ISIN4-121D-1.1	NDE-65	VT-1	NA		1.000 / 6.000		D01.020.024
Rigid Support									
Calculation No. OSC-340, page 90.									
O1.D1.20.0009	1-03A-1-0-439C-H10 Class 3 03A	1-03A-13/sht.2 O-ISIN4-121D-1.1	NDE-65	VT-1	NA		0.375 / 6.000		D01.020.025
Rigid Support									
Calculation No. OSC-1224-19, page 27.									
O1.D1.20.0016	1-03A-1-0-439B-SR47 Class 3 03A	1-03A-05/sht.2 O-ISIN4-121D-1.1	NDE-65	VT-1	NA		1.000 / 6.000		D01.020.032
Rigid Restraint									
Calculation No. OSC-339, page 80.									

This report includes all changes through addendum ONS1-137

Oconee 1, 4th Interval, outage 5 (EOC-26)

Summary Num	Component ID Class / System	ISO/DWG Numbers	Procedure Description Comments	Insp Req	Material	Sched	Thick/NPS	Cal Blocks	Component ID 2
Category D-A									
O1.D1.20.0017	1-03A-1-0-400A-SR66								
Rigid Restraint	Class 3 03A	1-03A-09/sht.5 O-ISIN4-121D-1.1	NDE-65	VT-1	NA		0.500 / 6.000		D01.020.030
Calculation No. OSC-342, page 105.									
O1.D1.20.0024	1-14B-436D-SR41								
Rigid Restraint	Class 3 14B	1-14-04/sht.2 O-ISIN4-124B-1.1	NDE-65	VT-1	NA		0.280 / 16.000		D01.020.060
Calculation No. OSC-396, page 77 (2nd attachment thickness = 1.000).									
O1.D1.20.0026	1-56-438C-SR14								
Rigid Support	Class 3 56	4-56-02/sht.1 O-ISIN4-104A-1.1	NDE-65	VT-1	NA		0.750 / 8.000		D01.020.081
Calculation No. OSC-421, page 93.									
O1.D1.20.0027	1-56-5-0-437B-H16								
Spring Hgr	Class 3 56	4-56-07/sht.1 O-ISIN4-104A-1.1	NDE-65	VT-1	NA		0.125 / 8.000		D01.020.082
Calculation No. OSC-1359-02, page 28.									
Category ELC									
O1.H2.1.0004	1-PHB-13								
Branch Dissimilar	Class 1 50	ISI-OCN1-006 OM-201-2296	NDE-35	PT	CS-Inconel		2.875 / 9.000		H02.001.004
Pipe to Pipe RTE Mounting Boss. This weld covers the X Axis. The diameter of hole that penetrates the nozzle into the Hot Leg = .613". Reference Section 7 of the ISI Plan, General Requirements.									
O1.H2.1.0005	1-PHB-14								
Branch Dissimilar	Class 1 50	ISI-OCN1-006 OM-201-2296	NDE-35	PT	CS-Inconel		2.875 / 9.000		H02.001.005
Pipe to Pipe RTE Mounting Boss. This weld covers the Y-Z Quadrant. The diameter of hole that penetrates the nozzle into the Hot Leg = .613". Reference Section 7 of the ISI Plan, General Requirements.									

This report includes all changes through addendum ONS1-137

Oconee 1, 4th Interval, outage 5 (EOC-26)

Summary Num	Component ID Class / System	ISO/DWG Numbers	Procedure Description Comments	Insp Req	Material	Sched	Thick/NPS	Cal Blocks	Component ID 2
Category ELC									
O1.H2.1.0008	1-PHB-15 Class 1 50	ISI-OCN1-006 OM-201-2296	NDE-35	PT	CS-Inconel		2.875 / 9.000		H02.001.006
Branch Dissimilar			Pipe to Pipe RTE Mounting Boss. This weld covers the Z-W Quadrant. The diameter of hole that penetrates the nozzle into the Hot Leg = .613". Reference Section 7 of the ISI Plan, General Requirements.						
O1.H2.1.0009	1-PIB1-12 Class 1 50	ISI-OCN1-009 OM-201-1845	NDE-35	PT	CS-Inconel		2.250 / 8.750		H02.001.006
Branch Dissimilar			Salvaged Pipe to Pipe RTE Mounting Pipe. This weld covers the Z-W Quadrant. The diameter of hole that penetrates the nozzle into the RCP 1B1 Suction Piping = .613". Reference Section 7 of the ISI Plan, General Requirements.						
O1.H4.1.0010	1-03-0-551-H49 Class 3 03	1-03-01/sht.1 O-ISIN4-121B-1.3	NDE-25	MT	CS		1.500 / 0.000		H04.001.010, H04.001.010A
Rigid Support			Calculation No. OSC-336, page 45a.1. Perform a Surface exam on the attachment welds. Note: Magnetic Particle examinations (with the use of procedure NDE-25) may be performed on carbon steel material in lieu of or in conjunction with liquid penetrant examinations. Perform a General Condition examination of the restraint per NDE-66.						
O1.H4.1.0010	1-03-0-551-H49 Class 3 03	1-03-01/sht.1 O-ISIN4-121B-1.3	NDE-66	VT-3	CS		1.500 / 0.000		H04.001.010, H04.001.010A
Rigid Support			Calculation No. OSC-336, page 45a.1. Perform a Surface exam on the attachment welds. Note: Magnetic Particle examinations (with the use of procedure NDE-25) may be performed on carbon steel material in lieu of or in conjunction with liquid penetrant examinations. Perform a General Condition examination of the restraint per NDE-66.						

This report includes all changes through addendum ONS1-137

Oconee 1, 4th Interval, outage 5 (EOC-26)

Summary Num	Component ID Class / System	ISO/DWG Numbers	Procedure Description Comments	Insp Req	Material	Sched	Thick/NPS	Cal Blocks	Component ID 2
Category ELC									
O1.H4.1.0020	1-FPA-25 Class 3 03	O-60M O-ISIN4-121B-1.3 O-0494	NDE-35 Rupture Restraint --(H04.001.020A)Perform a Surface exam on the attachment welds. Note: Magnetic Particle examinations (with the use of procedure NDE-25) may be performed on carbon steel material in lieu of or in conjunction with liquid penetrant examinations. VT-3 could not be performed in 1EOC26 rescheduled for 1EOC27. Perform a General Condition examination of the restraint per NDE-66. Examine weld at Item K on Drawing O-0494.	PT	CS		1.000 / 0.000		H04.001.020, H04.001.020A
O1.H4.1.0021	1-FPA-27 Class 3 03	O-60M O-ISIN4-121B-1.3 O-0494	NDE-35 Rupture Restraint --(H04.001.021A)Perform a Surface exam on the attachment welds. Note: Magnetic Particle examinations (with the use of procedure NDE-25) may be performed on carbon steel material in lieu of or in conjunction with liquid penetrant examinations. VT-3 could not be performed in 1EOC26 rescheduled for 1EOC27. Perform a General Condition examination of the restraint per NDE-66. Examine weld at Item K on Drawing O-0494.	PT	CS		1.000 / 0.000		H04.001.021, H04.001.021A
O1.H4.1.0031	1-01A-0-550-H10 Class 2 01A	1-01-01/sht.3 O-ISIN4-122A-1.1	NDE-66 Calculation No. OSC-320, page 133. Inspect with Item number F01.022.001	VT-3	NA		0.000 / 34.000		H04.001.031
Spring Hgr									
O1.H4.1.0032	1-01A-0-550-MS-1 Class 2 01A	1-01-01/sht.3 O-ISIN4-122A-1.1	NDE-66 Calculation No. OSC-320, page 133.	VT-3	NA		0.000 / 28.000		H04.001.032
Rigid Restraint									

This report includes all changes through addendum ONS1-137

Oconee 1, 4th Interval, outage 5 (EOC-26)

Summary Num	Component ID Class / System	ISO/DWG Numbers	Procedure Description Comments	Insp Req	Material	Sched	Thick/NPS	Cal Blocks	Component ID 2
Category ELC									
O1.H4.1.0037	1-01A-0-550-H20								
	Class 2 01A	1-01-01/sht.2	NDE-66	VT-3	NA		0.000 / 34.000		H04.001.037
Rigid Support		O-ISIN4-122A-1.1							
Calculation No. OSC-320, page 132									
O1.H4.1.0038	1-01A-0-550-H21								
	Class 2 01A	1-01-01/sht.2	NDE-66	VT-3	NA		0.000 / 34.000		H04.001.038
Rigid Support		O-ISIN4-122A-1.1							
Calculation No. OSC-320, page 132									
O1.H4.1.0040	1-01A-0-550-H22								
	Class 2 01A	1-01-01/sht.2	NDE-66	VT-3	NA		0.000 / 34.000		H04.001.040
Rigid Support		O-ISIN4-122A-1.1							
Calculation No. OSC-320, page 132									
O1.H4.1.0041	1-01A-0-550-H23								
	Class 2 01A	1-01-01/sht.2	NDE-66	VT-3	NA		0.000 / 34.000		H04.001.041
Rigid Support		O-ISIN4-122A-1.1							
Calculation No. OSC-320, page 132									
O1.H4.1.0044	1-01A-0-550-MS-4								
	Class 2 01A	1-01-01/sht.3	NDE-66	VT-3	NA		0.000 / 28.000		H04.001.044
Rigid Restraint		O-ISIN4-122A-1.1							
Calculation No. OSC-320, page 133									
O1.H5.1.0004	1MS-070-2BD								
	Class 2 01A	1MS-070	NDE-946	UT	CS		1.164 / 36.000		H05.001.004
Circumferential		O-ISIN4-122A-1.1						Step Wedge	
Elbow to Elbow This weld was previously listed as 1-01A-02-2BD before the Iso was redrawn. NDE-600 uses the component for calibration. Procedure PDI-UT-1 may be used in lieu of NDE-600. If PDI-UT-1 is used, then the calibration block listed shall be used. NDE-946 is to be used for thickness measurements. Inspection results should be forwarded to Timothy D. Brown of the Oconee Design Basis Group.									

This report includes all changes through addendum ONS1-137

Oconee 1, 4th Interval, outage 5 (EOC-26)

Summary Num	Component ID Class / System	ISO/DWG Numbers	Procedure Description Comments	Insp Req	Material	Sched	Thick/NPS	Cal Blocks	Component ID 2
Category ELC									
O1.H5.1.0004	1MS-070-2BD Class 2 01A	1MS-070 O-ISIN4-122A-1.1	NDE-600	UT	CS		1.164 / 36.000	Component	H05.001.004
Circumferential			<p>Elbow to Elbow</p> <p>This weld was previously listed as 1-01A-02-2BD before the Iso was redrawn. NDE-600 uses the component for calibration. Procedure PDI-UT-1 may be used in lieu of NDE-600. If PDI-UT-1 is used, then the calibration block listed shall be used. NDE-946 is to be used for thickness measurements. Inspection results should be forwarded to Timothy D. Brown of the Oconee Design Basis Group.</p>						
O1.H5.1.0005	1-MS9A-A Class 2 01A	1MS-073 O-ISIN4-122A-1.1	NDE-946	UT	CS		1.164 / 34" I.D.	Step Wedge	H05.001.005
Circumferential			<p>Elbow to Pipe</p> <p>Grinnell subassembly MS-9A. NDE-600 uses the component for calibration. Procedure PDI-UT-1 may be used in lieu of NDE-600. If PDI-UT-1 is used, then the calibration block listed shall be used. NDE-946 is to be used for thickness measurements. Inspection results should be forwarded to Timothy D. Brown of the Oconee Design Basis Group.</p>						
O1.H5.1.0005	1-MS9A-A Class 2 01A	1MS-073 O-ISIN4-122A-1.1	NDE-600	UT	CS		1.164 / 34" I.D.	Component	H05.001.005
Circumferential			<p>Elbow to Pipe</p> <p>Grinnell subassembly MS-9A. NDE-600 uses the component for calibration. Procedure PDI-UT-1 may be used in lieu of NDE-600. If PDI-UT-1 is used, then the calibration block listed shall be used. NDE-946 is to be used for thickness measurements. Inspection results should be forwarded to Timothy D. Brown of the Oconee Design Basis Group.</p>						
O1.H6.1.0001	1-PEN-25-WHIP Class 2 03	O-60M O-0494 O-439A	NDE-65	VT-1	CS		0.000 / 0.000		H06.001.001
Circumferential			<p>Elbow to Pipe</p> <p>Using a fiberscope, perform a remote visual (VT-1) exam of the collar attachment weld located inside of Guard Pipe at penetration #25. Examine only the collar attachment weld located on the East Penetration Room side of the collar. This attachment is associated with the Feedwater Pipe Whip Restraint located at Penetration #25. Inspection results should be forwarded to Timothy D. Brown of the Oconee Design Basis Group.</p>						

This report includes all changes through addendum ONS1-137

Oconee 1, 4th Interval, outage 5 (EOC-26)

Summary Num	Component ID Class / System	ISO/DWG Numbers	Procedure Description Comments	Insp Req	Material	Sched	Thick/NPS	Cal Blocks	Component ID 2
Category ELC									
O1.H6.1.0002	1-PEN-27-WHIP								
Circumferential	Class 2 03	O-60M O-494 O-439A	NDE-65	VT-1	CS		0.000 / 0.000		H06.001.002
Elbow to Pipe Using a fiberscope, perform a remote visual (VT-1) exam of the collar attachment weld located inside of Guard Pipe at penetration #27. Examine only the collar attachment weld located on the East Penetration Room side of the collar. This attachment is associated with the Feedwater Pipe Whip Restraint located at Penetration #27. Inspection results should be forwarded to Timothy D. Brown of the Oconee Design Basis Group.									
Category F-A									
O1.F1.10.0002	1-51A-0-479A-H15B								
Rigid Support	Class 1 51A	1-51-26/sht.1 O-ISIN4-101A-1.4	NDE-66	VT-3	NA		0.000 / 2.500		F01.010.002
Calculation No. OSC-1304-06, page 6(1)31 High Pressure Injection.									
O1.F1.10.0003	1-51A-0-479A-H2B								
Rigid Support	Class 1 51A	1-51-26/sht.1 O-ISIN4-101A-1.4	NDE-66	VT-3	NA		0.000 / 2.500		F01.010.003
Calculation No. OSC-1304-06, page 6(1)31 High Pressure Injection.									
O1.F1.10.0008	1-53A-0-478A-H2A								
Rigid Support	Class 1 53A	1-53-09/sht.1 O-ISIN4-102A-1.3	NDE-66	VT-3	NA		0.280 / 14.000		F01.010.008
Calculation No. OSC-1300.									
O1.F1.11.0003	1-51A-0-479A-H6A								
Rigid Restraint	Class 1 51A	1-51-15/sht.1 O-ISIN4-101A-1.4	NDE-66	VT-3	NA		0.000 / 2.500		F01.011.003
Calculation No. OSC-1304-06, page 61 High Pressure Injection.									

This report includes all changes through addendum ONS1-137

Oconee 1, 4th Interval, outage 5 (EOC-26)

Summary Num	Component ID Class / System	ISO/DWG Numbers	Procedure Description Comments	Insp Req	Material	Sched	Thick/NPS	Cal Blocks	Component ID 2
Category F-A									
O1.F1.11.0005	1-53-0-479A-H2								
Rigid Restraint	Class 1 53	1-53-07/sht.1 O-ISIN4-102A-1.1	NDE-66	VT-3	NA		0.750 / 12.000		F01.011.005
Calculation No. OSC-1301-06, page 91.									
O1.F1.11.0007	1-53A-0-478A-H5A								
Rigid Restraint	Class 1 53A	1-53-09/sht.1 O-ISIN4-102A-1.3	NDE-66	VT-3	NA		0.500 / 10.000		F01.011.007
Calculation No. OSC-1300.									
O1.F1.11.0008	1-53A-0-481A-H38C								
Rigid Restraint	Class 1 53A	1-51-15/sht.3 O-ISIN4-100A-1.2	NDE-66	VT-3	NA		0.500 / 1.500		F01.011.008
Calculation No. OSC-1314-06, page 63.									
O1.F1.12.0004	1-51A-0-479A-H13B								
Spring Hgr	Class 1 51A	1-51-26/sht.1 O-ISIN4-101A-1.4	NDE-66	VT-3	NA		0.000 / 2.500		F01.012.004
Calculation No. OSC-1304-06, page 6(1)31 High Pressure Injection:									
O1.F1.12.0007	1-53A-0-478A-H3A								
Spring Hgr	Class 1 53A	1-53-09/sht.1 O-ISIN4-102A-1.3	NDE-66	VT-3	NA		0.000 / 14.000		F01.012.007
Calculation No. OSC-1300.									
O1.F1.20.0001	1-01A-0-550-H13								
Rigid Support	Class 2 01A	1-01-01/sht.1 O-ISIN4-122A-1.1	NDE-66	VT-3	NA		0.750 / 34.000		F01.020.001
Calculation No. OSC-320, page 131.1.									

This report includes all changes through addendum ONS1-137

Oconee 1, 4th Interval, outage 5 (EOC-26)

Summary Num	Component ID Class / System	ISO/DWG Numbers	Procedure Description Comments	Insp Req	Material	Sched	Thick/NPS	Cal Blocks	Component ID 2
Category F-A									
O1.F1.20.0003	1-01A-0-481A-H2A								
	Class 2 01A	1-01-07/sht.1	NDE-66	VT-3	NA		0.750 / 24.250		F01.020.003
Rigid Support		O-ISIN4-122A-1.1							
Calculation No. OSC-1296-06.									
O1.F1.20.0006	1-03-0-480A-H6B								
	Class 2 03	1-03-05/sht.2	NDE-66	VT-3	NA		0.500 / 24.000		F01.020.012
Rigid Support		O-ISIN4-121B-1.3							
Calculation No. OSC-1297-06.									
O1.F1.20.0008	1-14-0-480A-H22C								
	Class 2 14	1-14-16/sht.1	NDE-66	VT-3	NA		0.000 / 8.000		F01.020.022
Rigid Support		O-ISIN4-124B-1.2							
Calculation No. OSC-1306-06, page 6(2)-43.									
O1.F1.20.0018	1-51-0-444-SR53								
	Class 2 51	1-51-06/sht.2	NDE-66	VT-3	NA		0.750 / 4.000		F01.020.042
Rigid Support		O-ISIN4-101A-1.1 O-1AB-15106-02							
Calculation No. OSC-1538, page 94.									
O1.F1.20.0032	1-51B-2-0-444-H41								
	Class 2 51B	1-51-06/sht.2	NDE-66	VT-3	NA		0.750 / 4.000		F01.020.072
Rigid Support		O-ISIN4-101A-1.1 O-1AB-15106-02							
Calculation No. OSC-1538, page 94.									
O1.F1.20.0040	1-53B-3-0-438C-H26								
	Class 2 53B	1-53-04/sht.1	NDE-66	VT-3	NA		0.000 / 12.000		F01.020.092
Rigid Support		O-ISIN4-102A-1.1							
Calculation No. OSC-404, page 39.									
O1.F1.20.0042	1-53B-5-0-439B-H50								
	Class 2 53B	1-53-02/sht.2	NDE-66	VT-3	NA		0.000 / 10.000		F01.020.092
Rigid Support		O-ISIN4-102A-1.2 O-1AB-15302-02							
Calculation No. OSC-408.									

This report includes all changes through addendum ONS1-137

Oconee 1, 4th Interval, outage 5 (EOC-26)

Summary Num	Component ID Class / System	ISO/DWG Numbers	Procedure Description Comments	Insp Req	Material	Sched	Thick/NPS	Cal Blocks	Component ID 2
Category F-A									
O1.F1.20.0052	1-54A-3-0-439C-H5								
Rigid Support	Class 2 54A	1-54-04/sht.1 O-ISIN4-103A-1.1	NDE-66	VT-3	NA		1.000 / 8.000		F01.020.115
Calculation No. OSC-417, page 44.1.									
O1.F1.20.0162	1-53B-435B-DE027								
Rigid Support	Class 2 53B	1-53-03/sht.1 O-ISIN4-102A-1.2 O-1AB-15303-01	NDE-66	VT-3			0.000 / 10.000		F01.020
Calculation No. OSC-406, page 71									
O1.F1.21.0001	1-03-0-481A-H11B								
Rigid Restraint	Class 2 03	1-03-05/sht.2 O-ISIN4-121B-1.3	NDE-66	VT-3	SS		0.500 / 24.000		F01.021.011
Calculation No. OSC-1297-06.									
O1.F1.21.0015	1-51-0-436D-SR8								
Rigid Restraint	Class 2 51	1-51-06/sht.1 O-ISIN4-101A-1.1 O-1AB-15106-01	NDE-66	VT-3	NA		0.750 / 4.000		F01.021.055
Calculation No. OSC-1538.									
O1.F1.21.0016	1-51A-435C-DE006								
Rigid Restraint	Class 2 51A	1-51-05/sht.2 O-ISIN4-101A-1.3	NDE-66	VT-3	NA		0.000 / 4.000		F01.021.061
Calculation No. OSC-1537, page 56.1. High Pressure Injection.									
O1.F1.21.0021	1-51A-0-478A-H16C								
Rigid Restraint	Class 2 51A	1-55-03/sht.2 O-ISIN4-101A-1.1	NDE-66	VT-3	NA		0.000 / 2.500		F01.021.066
Calculation No. OSC-1660-11, page 66.									
O1.F1.21.0026	1-53B-0-439C-DE053								
Rigid Restraint	Class 2 53B	1-53-04/sht.1 O-ISIN4-102A-1.1	NDE-66	VT-3	NA		0.000 / 12.000		F01.021.092
Calculation No. OSC-404, page 39.									

This report includes all changes through addendum ONS1-137

Oconee 1, 4th Interval, outage 5 (EOC-26)

Summary Num	Component ID Class / System	ISO/DWG Numbers	Procedure Description Comments	Insp Req	Material	Sched	Thick/NPS	Cal Blocks	Component ID 2
Category F-A									
O1.F1.21.0033	1-54A-0-439A-R21								
Rigid Restraint	Class 2 54A	1-54-04/sht.1 O-ISIN4-103A-1.1	NDE-66	VT-3	NA		0.719 / 8.000		F01.021.103
Calculation No. OSC-416, page 58.1.									
O1.F1.21.0034	1-54A-3-0-439C-H13								
Rigid Restraint	Class 2 54A	1-54-04/sht.1 O-ISIN4-103A-1.1	NDE-66	VT-3	NA		0.216 / 8.000		F01.021.104
Calculation No. OSC-417, page 44.1.									
O1.F1.21.0222	1-20B-485A-H5614								
	Class 2 20B	O-1AB-120B01-01	NDE-66	VT-3	CS		0.500 / 48.000		
			Rigid Restraint Problem Number# 1-20B-01 and Hanger ISO # O-1AB-120B01-01. Drawing O-ISIN4-116-1.1 (Type I Penetration) This support located on Aux Bld side of Penetration # 19.						
O1.F1.22.0001	1-01A-0-550-H10								
Spring Hgr	Class 2 01A	1-01-01/sht.3 O-ISIN4-122A-1.1	NDE-66	VT-3	NA		0.000 / 34.000		F01.022.001
Calculation No. OSC-320, page 133. Inspect with item number H04.001.031.									
O1.F1.22.0003	1-01A-0-481A-H1A								
Constant Support	Class 2 01A	1-01-07/sht.1 O-ISIN4-122A-1.1	NDE-66	VT-3	NA		0.000 / 24.250		F01.022.003
Calculation No. OSC-1296-06.									
O1.F1.22.0007	1-01A-0-481B-H11A								
Hyd Snubber	Class 2 01A	1-01-07/sht.1 O-ISIN4-122A-1.1	NDE-66	VT-3	NA		0.437 / 24.250		F01.022.007
Calculation No. OSC-1296-06.									

This report includes all changes through addendum ONS1-137

Oconee 1, 4th Interval, outage 5 (EOC-26)

Summary Num	Component ID Class / System	ISO/DWG Numbers	Procedure Description Comments	Insp Req	Material	Sched	Thick/NPS	Cal Blocks	Component ID 2
Category F-A									
O1.F1.22.0010	1-03-0-480A-H7B								
Hyd Snubber	Class 2 03	1-03-05/sht.2 O-ISIN4-121B-1.3	NDE-66	VT-3	NA		0.237 / 24.000		F01.022.013
Calculation No. OSC-1297-06.									
O1.F1.22.0011	1-03A-1-0-437A-H71								
Spring Hgr	Class 2 03A	1-03A-05/sht.3 O-ISIN4-121D-1.1	NDE-66	VT-3	NA		0.000 / 6.000		F01.022.022
Calculation No. OSC-339, page 81.									
O1.F1.22.0023	1-53B-5-0-436D-H16								
Spring Hgr	Class 2 53B	1-53-02/sht.2 O-ISIN4-102A-1.2 O-1AB-15302-02	NDE-66	VT-3	NA		0.125 / 10.000		F01.022.104
Calculation No. OSC-408.									
O1.F1.22.0025	1-53B-4-0-444-H64								
Spring Hgr	Class 2 53B	1-53-03/sht.1 O-ISIN4-102A-1.1 O-1AB-15303-01	NDE-66	VT-3	NA		0.000 / 8.000		F01.022.106
Calculation No. OSC-406, page 71.									
O1.F1.30.0001	1-01A-403C-DE002								
Rigid Support	Class 3 01A	1-01-06/sht.2 O-ISIN4-122A-1.4	NDE-66	VT-3	NA		0.000 / 6.000		F01.030.001
Calculation No. OSC-325, page 89.1.									
O1.F1.30.0004	1-03-0-551-H49								
Rigid Support	Class 3 03	1-03-01/sht.1 O-ISIN4-121B-1.3	NDE-66	VT-3	NA		2.500 / 24.000		F01.030.022
Calculation No. OSC-336, page 45a.1.									
O1.F1.30.0006	1-03A-401B-DE048								
Rigid Support	Class 3 03A	1-03A-06/sht.3 O-ISIN4-121D-1.1	NDE-66	VT-3	NA		0.000 / 6.000		F01.030.032
Calculation No. OSC-340, page 90.									

This report includes all changes through addendum ONS1-137

Oconee 1, 4th Interval, outage 5 (EOC-26)

Summary Num	Component ID Class / System	ISO/DWG Numbers	Procedure Description Comments	Insp Req	Material	Sched	Thick/NPS	Cal Blocks	Component ID 2
Category F-A									
O1.F1.30.0007	1-03A-1-0-439C-H10								
Rigid Support	Class 3 03A	1-03A-13/sht.2 O-ISIN4-121D-1.1	NDE-66	VT-3	NA		0.375 / 6.000		F01.030.033
Calculation No. OSC-1224-19, page 27.									
O1.F1.30.0009	1-03A-1-0-439B-H15								
Rigid Support	Class 3 03A	1-03A-05/sht.3 O-ISIN4-121D-1.1	NDE-66	VT-3	NA		0.000 / 6.000		F01.030.035
Calculation No. OSC-339, page 81.									
O1.F1.30.0011	1-03A-480A-H3A								
Rigid Support	Class 3 03A	1-03A-14/sht.1 O-ISIN4-121D-1.1	NDE-66	VT-3	NA		0.250 / 6.000		F01.030.037
Calculation No. OSC-1224-16, page 41.									
O1.F1.30.0015	1-03A-1-0-400B-SR84								
Rigid Support	Class 3 03A	1-03A-09/sht.3 O-ISIN4-121D-1.1	NDE-66	VT-3	NA		0.500 / 6.000		F01.030.041
Calculation No. OSC-342, page 103.									
O1.F1.30.0024	1-03A-1-0-437A-H63								
Rigid Support	Class 3 03A	1-03A-09/sht.6 O-ISIN4-121D-1.1	NDE-66	VT-3	NA		0.750 / 6.000		F01.030.050
Calculation No. OSC-342, page 106.									
O1.F1.30.0025	1-03A-1-0-437A-SR61								
Rigid Support	Class 3 03A	1-03A-09/sht.6 O-ISIN4-121D-1.1	NDE-66	VT-3	NA		0.280 / 6.000		F01.030.051
Calculation No. OSC-342, page 106.									
O1.F1.30.0030	1-07A-400B-DE010								
Rigid Support	Class 3 07A	1-07A-02/sht.1 O-ISIN4-121A-1.8	NDE-66	VT-3	NA		0.000 / 8.000		F01.030.061
Calculation No. OSC-362, page 55.									

This report includes all changes through addendum ONS1-137

Oconee 1, 4th Interval, outage 5 (EOC-26)

Summary Num	Component ID Class / System	ISO/DWG Numbers	Procedure Description Comments	Insp Req	Material	Sched	Thick/NPS	Cal Blocks	Component ID 2
Category F-A									
O1.F1.30.0031	1-07A-400B-DE058								
Rigid Support	Class 3 07A	1-07A-02/sht.2 O-ISIN4-121A-1.8	NDE-66	VT-3	NA		0.000 / 8.000		F01.030.062
Calculation No. OSC-362, page 56.									
O1.F1.30.0053	2-14B-400B-SR1								
Rigid Support	Class 3 14B	1-14A-01/sht.1 O-ISIN4-124A-1.1	NDE-66	VT-3	NA		0.237 / 24.000		F01.030.105
Calculation No. OSC-395, page 40.									
O1.F1.30.0054	3-14B-6-0-2436C-SR22								
Rigid Support	Class 3 14B	4-14-03/sht.1 O-ISIN4-121D-1.2	NDE-66	VT-3	NA		0.500 / 8.000		F01.030.106
Calculation No. OSC-394 page 76.									
O1.F1.30.0055	2-14B-1436D-DE-011								
Rigid Support	Class 3 14B	4-14-03/sht.1 O-ISIN4-121D-1.2	NDE-66	VT-3	NA		0.000 / 10.000		F01.030.107
Calculation No. OSC-394, page 76.									
O1.F1.30.0059	1-56-438C-SR14								
Rigid Support	Class 3 56	4-56-02/sht.1 O-ISIN4-104A-1.1	NDE-66	VT-3	NA		0.750 / 8.000		F01.030.134
Calculation No. OSC-421, page 93.									
O1.F1.30.0225	1-03A-401B-SR32								
Rigid Support	Class 3 03A	1-03A-06/sht.3 O-ISIN4-121D-1.1	NDE-66	VT-3	NA		0.000 / 6.000		F01.030.036
Calculation No. OSC-340, page 90									
O1.F1.31.0001	1-01A-403C-DE003								
Rigid Restraint	Class 3 01A	1-01-06/sht.2 O-ISIN4-122A-1.4	NDE-66	VT-3	NA		0.000 / 6.000		F01.031.001
Calculation No. OSC-325, page 89.1.									

This report includes all changes through addendum ONS1-137

Oconee 1, 4th Interval, outage 5 (EOC-26)

Summary Num	Component ID Class / System	ISO/DWG Numbers	Procedure Description Comments	Insp Req	Material	Sched	Thick/NPS	Cal Blocks	Component ID 2
Category F-A									
O1.F1.31.0007	1-03A-1-0-439B-SR47								
Rigid Restraint	Class 3 03A	1-03A-05/sht.2 O-ISIN4-121D-1.1	NDE-66	VT-3	NA		1.000 / 6.000		F01.031.025
Calculation No. OSC-339, page 80.									
O1.F1.31.0008	1-03A-1-0-400A-SR66								
Rigid Restraint	Class 3 03A	1-03A-09/sht.5 O-ISIN4-121D-1.1	NDE-66	VT-3	NA		0.500 / 6.000		F01.031.026
Calculation No. OSC-342, page 105.									
O1.F1.31.0019	1-14A-400B-H4248								
Rigid Restraint	Class 3 14A	1-14A-01/sht.4 O-ISIN4-133A-1.1 O-1TB-114A01-04	NDE-66	VT-3	NA		0.000 / 6.000		F01.031.062
Calculation No. OSC-395.									
O1.F1.31.0021	1-14B-436D-SR41								
Rigid Restraint	Class 3 14B	1-14-04/sht.2 O-ISIN4-124B-1.1	NDE-66	VT-3	NA		0.280 / 16.000		F01.031.072
Calculation No. OSC-396, page 77 (2nd attachment thickness = 1.000).									
O1.F1.31.0027	1-56-0-438C-SR11								
Rigid Restraint	Class 3 56	4-56-02/sht.2 O-ISIN4-104A-1.1	NDE-66	VT-3	NA		0.000 / 8.000		F01.031.103
Calculation No. OSC-421, page 94.									
O1.F1.31.0028	1-57-0-480A-H19								
Rigid Restraint	Class 3 57	1-57-01/sht.2 O-ISIN4-107A-1.1 O-491C-2A(S)	NDE-66	VT-3	NA		0.500 / 12.000		F01.031.111
Calculation No. OSC-1313-06, page 41.1.									
O1.F1.31.0219	1-03A-1-0-401B-SR30								
Rigid Support	Class 3 03A	1-03A-06/sht.3 O-ISIN4-121D-1.1	NDE-66	VT-3	NA		1.000 / 6.000		F01.031.036
Calculation No. OSC-340, page 90.									

This report includes all changes through addendum ONS1-137

Oconee 1, 4th Interval, outage 5 (EOC-26)

Summary Num	Component ID Class / System	ISO/DWG Numbers	Procedure Description Comments	Insp Req	Material	Sched	Thick/NPS	Cal Blocks	Component ID 2
Category F-A									
O1.F1.32.0016	1-08-1-0-400A-H8								
	Class 3 08	1-08-01/sht.1	NDE-66	VT-3	NA		0.250 / 10.000		F01.032.061
Spring Hgr		O-ISIN4-122A-1.4							
Calculation No. OSC-1902.									
O1.F1.32.0020	1-56-5-0-437B-H16								
	Class 3 56	4-56-07/sht.1	NDE-66	VT-3	NA		0.125 / 8.000		F01.032.111
Spring Hgr		O-ISIN4-104A-1.1							
Calculation No. OSC-1359-02, page 28.									
O1.F1.32.0022	1-57-0-481A-H21								
	Class 3 57	1-57-01/sht.1	NDE-66	VT-3	NA		0.250 / 6.000		F01.032.121
Constant Support		O-ISIN4-100A-1.2 O-491C-2A(S)							
Calculation No. OSC-1313-06, page 41.1.									
O1.F1.32.0023	1-57-0-481A-H9								
	Class 3 57	1-57-01/sht.1	NDE-66	VT-3	NA		1.000 / 6.000		F01.032.122
Hyd Snubber		O-ISIN4-100A-1.1 O-491C-2A(S)							
Calculation No. OSC-1313-06, page 41.1.									
O1.F1.40.0007	1-HPI-A-SUPPORT								
	Class 2 51A	OM 201-1704	NDE-66	VT-3	NA		0.000 / 0.000		F01.040.007
		O-ISIN4-101A-1.3							
HPI Pump 1A.									
O1.F1.40.0026	1-AUX-SER-PUMP								
	Class 3 03A	OM 208-0040	NDE-66	VT-3	NA		0.000 / 0.000		F01.040.026
		O-ISIN4-121D-1.2							
Aux Service Water Pump Support.									
O1.F1.40.0034	1-50-0-66A-RCPM-S12								
	Class 1 50	O-66A	NDE-66	VT-3	NA		0.000 / 5.000		F01.040.034
Hyd Snubber		O-ISIN4-100A-1.1 O-66B							
Calculation No. OSC-0971-01-0012, Reactor Coolant Pump 1B2 Motor Snubbers. Reference PIP O-096-1575.									

This report includes all changes through addendum ONS1-137

Oconee 1, 4th Interval, outage 5 (EOC-26)

Summary Num	Component ID Class / System	ISO/DWG Numbers	Procedure Description Comments	Insp Req	Material	Sched	Thick/NPS	Cal Blocks	Component ID 2
Category F-A									
O1.F1.40.0048	1-SGB-SKIRT Class 1 50	ISI-OCN1-004 O-ISIN4-100A-1.1	NDE-66	VT-3			0.000 / 0.000		F01.040
Steam Generator 1B Support Skirt									
Category Q-A									
O1.Q1.1.0001	1RC-229-67V Class 1 50	ISI-OCN1-005 ISI-OCN1-015	PDI-UT-8	UT	SS-Inconel		1.000 / 10.000	DE-13-AX-01 DE-13-CIRC-01	Q01.001.001, Q01.001.001A
Circumferential Stress Weld		1RC-229	Weld Overlay Steam Generator 1A Hot Leg Surge Nozzle Pc. 25. Weld 67V is listed on weld iso 1RC-229 but drawing ISI-OCN1-005 and ISI-OCN1-015 are listed as the iso's to show where the weld is located on the 1A Hot Leg Piping Loop and the location for the Surge line to Nozzle weld location. Drawing O-ISIN4-100A-1.1 Weld 1RC-229-67V is weld overlay that covers weld 1-PHA-17 and weld 1-PSL-10. Inspection in outage 3 does not count in the percentages. The inspection in outage 5 is part of the 25% of the total population of weld overlaid items that is required to be examined during the 10 year interval. The weld in outage 5 does count in the percentages (25%) for Appendix Q. The Thickness and NPS shown is for the weld prior to weld overlay being applied.						
O1.Q1.1.0002	1RC-230-57V Class 1 50	ISI-OCN1-002 ISI-OCN1-016	PDI-UT-8	UT	SS-Inconel	120	0.531 / 4.000	DE-6-AX-01 DE-6-CIRC-01	Q01.001.002, Q01.001.002A
Circumferential Terminal End Dissimilar		1RC-230	Weld Overlay Pressurizer Spray Piping. Spray Nozzle Pc. 45 to Pipe 4" NPS Pc. 90. Weld 57V is listed on weld iso 1RC-230 but drawing ISI-OCN1-002 and ISI-OCN1-016 are listed as the iso's to show where the weld is located on the PZR Spray Line Piping and the location for the Spray line to Nozzle weld location on the Pressurizer. Drawing O-ISIN4-100A-1.1 Weld 1RC-230-57V is weld overlay that covers weld 1-PZR-WP45 and weld 1-PSP-1. Inspection in outage 3 does not count in the percentages. The inspection in outage 5 is part of the 25% of the total population of weld overlaid items that is required to be examined during the 10 year interval. The weld in outage 5 does count in the percentages (25%) for Appendix Q. The Thickness and NPS shown is for the weld prior to weld overlay being applied.						
End of Report									
STATISTICS ONLY		Class 1 169	Class 2 103	Class 3 43	Total by Class 315		Systems 268	Total Count 315	

4.0 Results Of Inspections Performed

The results of each examination shown in the final Inservice Inspection Plan (Section 3 of this report) are included in this section. The completion date and status for each examination are shown. All examinations revealing reportable indications and any corrective action required as a result are described in further detail in Subsections 4.1 and 4.2. Corrective measures performed and limited examinations are described in further detail in Subsections 4.3 and 4.4.

4.1 Reportable Indications

EOC 26 (Outage 5) had no reportable indications during this report period.

4.2 Corrective Action

Corrective action is action taken to resolve flaws and relevant conditions, including supplemental examinations, analytical evaluations, repair / replacement activities, and corrective measures. There were no corrective actions required during this report period.

4.3 Corrective Measures

Corrective measures are actions (such as maintenance) taken to resolve relevant conditions, but not including supplemental examinations, analytical evaluations, and repair / replacement activities. Any corrective measures performed for examinations associated with this report period are shown on the examination data sheets which are on file at Duke Energy's Corporate Office in Charlotte, North Carolina.

4.4 Limited Examinations

Limited examinations (i.e., less than or equal to 90% of the required examination coverage obtained for surface and volumetric exams on welds or less than 100% of the required examination area for Visual exams) identified during EOC 26 (Outage 5) are shown in the table below:

<i>Summary Number</i>	<i>Description of Limitation</i>
O1.B3.110.0011	See PIP O-11-06923 for corrective action on this limitation
O1.B3.110.0012	See PIP O-11-06923 for corrective action on this limitation
O1.B9.11.0029	See PIP O-11-06923 for corrective action on this limitation
O1.B9.11.0072	See PIP O-11-06923 for corrective action on this limitation
O1.C5.11.0029	See PIP O-11-06923 for corrective action on this limitation
O1.C5.11.0084	See PIP O-11-06923 for corrective action on this limitation
O1.C5.11.0085	See PIP O-11-06923 for corrective action on this limitation
O1.C5.21.0006	See PIP O-11-06923 for corrective action on this limitation
O1.C5.21.0024	See PIP O-11-06923 for corrective action on this limitation
O1.C5.21.0041	See PIP O-11-06923 for corrective action on this limitation
O1.C5.21.0053	See PIP O-11-06923 for corrective action on this limitation
O1.C5.21.0057	See PIP O-11-06923 for corrective action on this limitation
O1.C5.21.0066	See PIP O-11-06923 for corrective action on this limitation
O1.C5.51.0050	See PIP O-11-06923 for corrective action on this limitation
O1.C5.51.0053	See PIP O-11-06923 for corrective action on this limitation

Welds 1-HP-0187-189, 1-HP-0187-190, WJ-32, WJ-33, WJ-35, and WJ-36 are Class 1 welds that had PSI exams performed on them during 1EOC-26 and had limited coverage (less than 90%). See PIP O-11-06923 for the corrective action on these exams.

Scheduleworks

DUKE ENERGY CORPORATION
QUALITY ASSURANCE TECHNICAL SERVICES
Inservice Inspection Database Management System
Inspection Results
Oconee 1, 4th Interval, Outage 5 (EOC-26)

Summary No	Component ID	System	Insp Date	Insp Status	Insp Limited	Geo Ref	RFR	Comment
O1.B10.10.0009	1-SGB-W15	50	04/22/11	CLR	N	N	N	UT-11-789
		50	04/22/11	CLR	N	N	N	UT-11-790 (Page 1)
		50	04/22/11	CLR	N	N	N	UT-11-790 (Page 2)
O1.B10.20.0004	1-53-0-479A-H2	53	04/21/11	CLR	N	N	N	PT-11-342
O1.B10.20.0005	1-53A-0-479A-H1A	53A	04/19/11	CLR	N	N	N	PT-11-338
O1.B12.50.0006	1LP-177	53A	04/25/11	CLR	N	N	N	VT-11-798
O1.B12.50.0007	1-53A-LP-1	53A	04/15/11	CLR	N	N	N	VT-11-770
O1.B15.140.0001	1-PZR-HTR PLATES	50	04/05/11	CLR	N	N	N	VT-11-725
O1.B15.140.0002	1-PZR-HTR-SLEEVES	50	04/04/11	CLR	N	N	N	VT-11-714
O1.B15.210.0001	1RC-269-125V	50	04/03/11	CLR	N	N	N	VT-11-715
O1.B15.210.0002	1-50-4-125	50	04/03/11	CLR	N	N	N	VT-11-719
O1.B15.210.0003	1RC-273-143V	50	04/03/11	CLR	N	N	N	VT-11-710

Summary No	Component ID	System	Insp Date	Insp Status	Insp Limited	Geo Ref	RFR	Comment
O1.B15.210.0004	1-50-4-143	50	04/03/11	CLR	N	N	N	VT-11-707
O1.B15.210.0005	1-50-4-131	50	04/05/11	CLR	N	N	N	VT-11-712
O1.B15.210.0006	1-50-4-135	50	04/03/11	CLR	N	N	N	VT-11-720
O1.B15.210.0007	1-50-4-44A	50	04/03/11	CLR	N	N	N	VT-11-708
O1.B15.210.0008	1-50-4-150	50	04/03/11	CLR	N	N	N	VT-11-709
O1.B15.210.0009	1-PHA-13	50	04/03/11	CLR	N	N	N	VT-11-718
O1.B15.210.0010	1-PHA-14	50	04/03/11	CLR	N	N	N	VT-11-717
O1.B15.210.0011	1-PHA-15	50	04/03/11	CLR	N	N	N	VT-11-716
O1.B15.210.0012	1-PHB-13	50	04/03/11	CLR	N	N	N	VT-11-704
O1.B15.210.0013	1-PHB-14	50	04/03/11	CLR	N	N	N	VT-11-705
O1.B15.210.0014	1-PHB-15	50	04/03/11	CLR	N	N	N	VT-11-706
O1.B15.210.0015	1SGA-HL-CON-27	50	04/03/11	CLR	N	N	N	VT-11-698
O1.B15.210.0016	1SGB-HL-CON-36	50	04/03/11	CLR	N	N	N	VT-11-711
O1.B15.215.0010	1-PDA2-2	50	04/03/11	CLR	N	N	N	VT-11-699

Summary No	Component ID	System	Insp Date	Insp Status	Insp Limited	Geo Ref	RFR	Comment
O1.B15.215.0011	1-PDB1-2	50	04/04/11	CLR	N	N	N	VT-11-747
O1.B15.215.0012	1-PDB2-2	50	04/05/11	CLR	N	N	N	VT-11-713
O1.B15.215.0015	1-PDA1-11	51A	04/04/11	CLR	N	N	N	VT-11-748
O1.B15.215.0016	1-PDA2-11	51A	04/03/11	CLR	N	N	N	VT-11-700
O1.B15.215.0017	1-50-4-115	50	04/03/11	CLR	N	N	N	VT-11-701
O1.B15.215.0019	1-PIA1-11	50	04/07/11	CLR	N	N	N	VT-11-744
O1.B15.215.0020	1-50-01-34	50	04/07/11	CLR	N	N	N	VT-11-745
O1.B15.215.0021	1-PIA2-11	50	04/07/11	CLR	N	N	N	VT-11-746
O1.B15.215.0022	1-50-01-21	50	04/07/11	CLR	N	N	N	VT-11-743
O1.B15.215.0029	1-PIB1-12	50	04/03/11	CLR	N	N	N	VT-11-703
O1.B15.80.0001	1-RPV-BMI-NOZZLES	50	06/04/11	CLR	N	N	N	VT-11-805
O1.B3.110.0011	1-PZR-WP26-3	50	04/18/11	CLR	Y	N	Y	UT-11-770
								Percentage of coverage < 90%. Reference PIP O-11-6923.
		50	04/18/11	CLR	Y	N	Y	UT-11-771 (Page 1)
								Percentage of coverage < 90%. Reference PIP O-11-6923.

Summary No	Component ID	System	Insp Date	Insp Status	Insp Limited	Geo Ref	RFR	Comment
O1.B3.110.0011	1-PZR-WP26-3	50	04/18/11	CLR	Y	N	Y	UT-11-771 (Page 2) Percentage of coverage < 90%. Reference PIP O-11-6923.
		50	04/18/11	CLR	Y	N	Y	UT-11-771 (Page 3) Percentage of coverage < 90%. Reference PIP O-11-6923.
		50	04/18/11	CLR	Y	N	Y	UT-11-772 Percentage of coverage < 90%. Reference PIP O-11-6923.
		50	04/18/11	CLR	Y	N	Y	UT-11-773 (Page 1) Percentage of coverage < 90%. Reference PIP O-11-6923.
O1.B3.110.0012	1-PZR-WP26-7	50	04/18/11	CLR	Y	N	Y	UT-11-773 (Page 2) Percentage of coverage < 90%. Reference PIP O-11-6923.
		50	04/18/11	CLR	Y	N	Y	UT-11-773 (Page 3) Percentage of coverage < 90%. Reference PIP O-11-6923.
		50	04/18/11	CLR	Y	N	Y	UT-11-768 (Page 1)
		50	04/18/11	CLR	N	N	N	UT-11-768 (Page 2)
O1.B3.120.0011	1-PZR-WP26-3	50	04/17/11	CLR	N	N	N	UT-11-768 (Page 3)
		50	04/18/11	CLR	N	N	N	UT-11-768 (Page 4)
		50	04/18/11	CLR	N	N	N	UT-11-768 (Page 5)
		50	04/18/11	CLR	N	N	N	UT-11-768 (Page 6)
		50	04/18/11	CLR	N	N	N	UT-11-769 (Page 1)
O1.B3.120.0012	1-PZR-WP26-7	50	04/18/11	CLR	N	N	N	UT-11-769 (Page 1)

Summary No	Component ID	System	Insp. Date	Insp Status	Insp Limited	Geo Ref	RFR	Comment
O1.B3.120.0012	1-PZR-WP26-7	50	04/18/11	CLR	N	N	N	UT-11-769 (Page 2)
		50	04/17/11	CLR	N	N	N	UT-11-769 (Page 3)
		50	04/18/11	CLR	N	N	N	UT-11-769 (Page 4)
		50	04/18/11	CLR	N	N	N	UT-11-769 (Page 5)
		50	04/18/11	CLR	N	N	N	UT-11-769 (Page 6)
O1.B6.10.0041	1-RPV-26-203-41		04/12/11	CLR	N	N	N	VT-11-771
O1.B6.10.0042	1-RPV-26-203-42		04/12/11	CLR	N	N	N	VT-11-772
O1.B6.10.0043	1-RPV-26-203-43		04/12/11	CLR	N	N	N	VT-11-773
O1.B6.10.0044	1-RPV-26-203-44		04/12/11	CLR	N	N	N	VT-11-774
O1.B6.10.0045	1-RPV-26-203-45		04/12/11	CLR	N	N	N	VT-11-775
O1.B6.10.0046	1-RPV-26-203-46		04/12/11	CLR	N	N	N	VT-11-776
O1.B6.10.0047	1-RPV-26-203-47		04/12/11	CLR	N	N	N	VT-11-777
O1.B6.10.0048	1-RPV-26-203-48		04/12/11	CLR	N	N	N	VT-11-778
O1.B6.10.0049	1-RPV-26-203-49		04/10/11	CLR	N	N	N	VT-11-754
O1.B6.10.0050	1-RPV-26-203-50		04/10/11	CLR	N	N	N	VT-11-755

<i>Summary No</i>	<i>Component ID</i>	<i>System</i>	<i>Insp Date</i>	<i>Insp Status</i>	<i>Insp Limited</i>	<i>Geo Ref</i>	<i>RFR</i>	<i>Comment</i>
O1.B6.10.0051	1-RPV-26-203-51		04/10/11	CLR	N	N	N	VT-11-756
O1.B6.10.0052	1-RPV-26-203-52		04/10/11	CLR	N	N	N	VT-11-757
O1.B6.10.0053	1-RPV-26-203-53		04/10/11	CLR	N	N	N	VT-11-758
O1.B6.10.0054	1-RPV-26-203-54		04/10/11	CLR	N	N	N	VT-11-759
O1.B6.10.0055	1-RPV-26-203-55		04/10/11	CLR	N	N	N	VT-11-760
O1.B6.10.0056	1-RPV-26-203-56		04/10/11	CLR	N	N	N	VT-11-761
O1.B6.10.0057	1-RPV-26-203-57		04/10/11	CLR	N	N	N	VT-11-762
O1.B6.10.0058	1-RPV-26-203-58		04/10/11	CLR	N	N	N	VT-11-763
O1.B6.10.0059	1-RPV-26-203-59		04/10/11	CLR	N	N	N	VT-11-764
O1.B6.10.0060	1-RPV-26-203-63		04/10/11	CLR	N	N	N	VT-11-765
O1.B6.180.0003	1-RCP-1B1-F		04/25/11	CLR	N	N	N	UT-11-791
O1.B6.30.0041	1-RPV-25-203-41		04/12/11	CLR	N	N	N	UT-11-711
O1.B6.30.0042	1-RPV-25-203-42		04/12/11	CLR	N	N	N	UT-11-712
O1.B6.30.0043	1-RPV-25-203-43		04/12/11	CLR	N	N	N	UT-11-713

Summary No	Component ID	System	Insp Date	Insp Status	Insp Limited	Geo Ref	RFR	Comment
O1.B6.30.0044	1-RPV-25-203-44		04/12/11	CLR	N	N	N	UT-11-714
O1.B6.30.0045	1-RPV-25-203-45		04/12/11	CLR	N	N	N	UT-11-715
O1.B6.30.0046	1-RPV-25-203-46		04/12/11	CLR	N	N	N	UT-11-716
O1.B6.30.0047	1-RPV-25-203-47		04/12/11	CLR	N	N	N	UT-11-717
O1.B6.30.0048	1-RPV-25-203-48		04/12/11	CLR	N	N	N	UT-11-718
O1.B6.30.0049	1-RPV-25-203-49		04/09/11	CLR	N	N	N	UT-11-689
O1.B6.30.0050	1-RPV-25-203-50		04/09/11	CLR	N	N	N	UT-11-690
O1.B6.30.0051	1-RPV-25-203-51		04/09/11	CLR	N	N	N	UT-11-691
O1.B6.30.0052	1-RPV-25-203-52		04/09/11	CLR	N	N	N	UT-11-692
O1.B6.30.0053	1-RPV-25-203-53		04/09/11	CLR	N	N	N	UT-11-693
O1.B6.30.0054	1-RPV-25-203-54		04/09/11	CLR	N	N	N	UT-11-694
O1.B6.30.0055	1-RPV-25-203-55		04/09/11	CLR	N	N	N	UT-11-695
O1.B6.30.0056	1-RPV-25-203-56		04/09/11	CLR	N	N	N	UT-11-696
O1.B6.30.0057	1-RPV-25-203-57		04/09/11	CLR	N	N	N	UT-11-697

Summary No	Component ID	System	Insp Date	Insp Status	Insp Limited	Geo Ref	RFR	Comment
Q1.B6.30.0058	1-RPV-25-203-58		04/09/11	CLR	N	N	N	UT-11-698
Q1.B6.30.0059	1-RPV-25-203-59		04/09/11	CLR	N	N	N	UT-11-699
Q1.B6.30.0060	1-RPV-25-203-69		04/09/11	CLR	N	N	N	UT-11-700
Q1.B6.50.0003	1-RPV-WASH-BUSH		04/10/11	CLR	N	N	N	VT-11-753
Q1.B7.20.0003	1-PZR-LHB-STUDS		04/04/11	CLR	N	N	N	VT-11-723
Q1.B7.30.0003	1-SGB-UMW-STUDS		04/04/11	CLR	N	N	N	VT-11-721
Q1.B7.30.0004	1-SGB-LMW-STUDS		04/04/11	CLR	N	N	N	VT-11-724
Q1.B7.30.0006	1-SGB-UHHC-STUDS		04/04/11	CLR	N	N	N	VT-11-722
Q1.B7.60.0007	1-RCP-1B1-UP-SEAL		04/21/11	CLR	N	N	N	VT-11-794
Q1.B7.70.0003	1-53A-CF13-STUDS	53A	04/10/11	CLR	N	N	N	VT-11-752
Q1.B9.11.0017	1RC-289-5V	50	04/05/11	REC	N	N	N	UT-11-687 (Page 1)
								Embedded Flaw acceptable per IWB 3514-1.
		50	04/05/11	REC	N	N	N	UT-11-687 (Page 2)
								Embedded Flaw acceptable per IWB 3514-1.
Q1.B9.11.0020	1RC-289-1V	50	04/06/11	REC	N	Y	N	UT-11-686 (Page 1)
								360 Degree intermittent base material to clad interface indication.

<i>Summary No</i>	<i>Component ID</i>	<i>System</i>	<i>Insp Date</i>	<i>Insp Status</i>	<i>Insp Limited</i>	<i>Geo Ref</i>	<i>RFR</i>	<i>Comment</i>
O1.B9.11.0020	1RC-289-1V	50	04/06/11	REC	N	Y	N	UT-11-686 (Page 2) 360 Degree intermittent base material to clad interface indication.
		50	04/06/11	REC	N	Y	N	UT-11-686 (Page 3) 360 Degree intermittent base material to clad interface indication.
O1.B9.11.0027	1SGB-W2	50	04/17/11	CLR	N	N	N	UT-11-756
O1.B9.11.0029	1-PIB1-9	50	04/17/11	CLR	Y	N	Y	UT-11-757 (Page 1) Percentage of coverage < 90%. Reference PIP O-11-6923.
		50	04/17/11	CLR	Y	N	Y	UT-11-757 (Page 2) Percentage of coverage < 90%. Reference PIP O-11-6923.
		50	04/17/11	CLR	Y	N	Y	UT-11-757 (Page 3) Percentage of coverage < 90%. Reference PIP O-11-6923.
		50	04/17/11	CLR	Y	N	Y	UT-11-757 (Page 4) Percentage of coverage < 90%. Reference PIP O-11-6923.
		50	04/18/11	CLR	Y	N	Y	UT-11-783 (Page 1) Percentage of coverage < 90%. Reference PIP O-11-6923.
		50	04/18/11	CLR	Y	N	Y	UT-11-783 (Page 2) Percentage of coverage < 90%. Reference PIP O-11-6923.
O1.B9.11.0072	1-PDB1-1	50	04/17/11	CLR	Y	N	Y	UT-11-765 (Page 1) Percentage of coverage < 90%. Reference PIP O-11-6923.
		50	04/17/11	CLR	Y	N	Y	UT-11-765 (Page 2) Percentage of coverage < 90%. Reference PIP O-11-6923.

Summary No	Component ID	System	Insp Date	Insp Status	Insp Limited	Geo Ref	RFR	Comment
O1.B9.11.0072	1-PDB1-1	50	04/17/11	CLR	Y	N	Y	UT-11-765 (Page 3) Percentage of coverage < 90%. Reference PIP O-11-6923.
		50	04/17/11	CLR	Y	N	Y	UT-11-765 (Page 4) Percentage of coverage < 90%. Reference PIP O-11-6923.
		50	04/18/11	CLR	Y	N	Y	UT-11-774 (Page 1) Percentage of coverage < 90%. Reference PIP O-11-6923.
		50	04/18/11	CLR	Y	N	Y	UT-11-774 (Page 2) Percentage of coverage < 90%. Reference PIP O-11-6923.
O1.B9.11.0083	1LP-210-87	53A	04/17/11	CLR	Y	N	N	UT-11-787 (Page 1) Percentage of coverage > 90%.
		53A	04/16/11	CLR	Y	N	N	UT-11-787 (Page 2) Percentage of coverage > 90%.
		53A	04/17/11	CLR	Y	N	N	UT-11-787 (Page 3) Percentage of coverage > 90%.
O1.B9.11.0084	1LP-209-7L	53A	04/17/11	CLR	N	N	N	UT-11-758 (Page 1)
		53A	04/17/11	CLR	N	N	N	UT-11-758 (Page 2)
O1.B9.11.0086	1LP-209-7LA	53A	04/17/11	CLR	N	N	N	UT-11-759 (Page 1)
		53A	04/17/11	CLR	N	N	N	UT-11-759 (Page 2)
O1.B9.11.0088	1LP-140-4A	53A	04/15/11	CLR	N	N	N	UT-11-752 (Page 1)

<i>Summary No</i>	<i>Component ID</i>	<i>System</i>	<i>Insp Date</i>	<i>Insp Status</i>	<i>Insp Limited</i>	<i>Geo Ref</i>	<i>RFR</i>	<i>Comment</i>
O1.B9.11.0088	1LP-140-4A	53A	04/15/11	CLR	N	N	N	UT-11-752 (Page 2)
		53A	04/15/11	CLR	N	N	N	UT-11-752 (Page 3)
O1.B9.11.0094	1-51A-04-5C	51A	04/14/11	CLR	N	N	N	UT-11-744 (Page 1)
		51A	04/14/11	CLR	N	N	N	UT-11-744 (Page 2)
		51A	04/14/11	CLR	N	N	N	UT-11-744 (Page 3)
O1.B9.11.0097	1-51A-04-2C	51A	04/14/11	CLR	N	N	N	UT-11-743 (Page 1)
		51A	04/14/11	CLR	N	N	N	UT-11-743 (Page 2)
		51A	04/14/11	CLR	N	N	N	UT-11-743 (Page 3)
O1.B9.11.0116	1LP-210-54LA	53A	04/12/11	CLR	N	N	N	UT-11-725 (Page 1)
		53A	04/12/11	CLR	N	N	N	UT-11-725 (Page 2)
		53A	04/12/11	CLR	N	N	N	UT-11-725 (Page 3)
O1.B9.11.0148	1-53A-02-54L	53A	04/17/11	CLR	N	N	N	UT-11-760 (Page 1)
		53A	04/17/11	CLR	N	N	N	UT-11-760 (Page 2)
O1.B9.21.0005	1-51A-04-30C	51A	04/14/11	CLR	N	N	N	PT-11-325
O1.B9.21.0006	1-51A-04-32C	51A	04/14/11	CLR	N	N	N	PT-11-326
O1.B9.21.0038	1HP-255-17	51A	04/07/11	CLR	N	N	N	PT-11-320

<i>Summary No</i>	<i>Component ID</i>	<i>System</i>	<i>Insp Date</i>	<i>Insp Status</i>	<i>Insp Limited</i>	<i>Geo Ref</i>	<i>RFR</i>	<i>Comment</i>
O1.B9.21.0039	1HP-255-21	51A	04/07/11	CLR	N	N	N	PT-11-321
O1.B9.21.0040	1HP-277-41C	51A	04/14/11	CLR	N	N	N	PT-11-327
O1.B9.21.0041	1HP-277-52	51A	04/14/11	CLR	N	N	N	PT-11-328
O1.B9.21.0062	1HP-255-11	51A	04/07/11	CLR	N	N	N	PT-11-311
O1.B9.21.0069	1HP-255-13	51A	04/07/11	CLR	N	N	N	PT-11-324
Percentage of coverage > 90%.								
O1.B9.21.0085	1HP-255-19	51A	04/07/11	CLR	N	N	N	PT-11-322
O1.B9.21.0145	1-51A-04-29C	51A	04/14/11	CLR	N	N	N	PT-11-329
O1.B9.21.0178	1-51A-04-39CB	51A	04/14/11	CLR	N	N	N	PT-11-330
O1.B9.21.0183	1-51A-04-39CA	51A	04/14/11	CLR	N	N	N	PT-11-331
O1.B9.21.0193	1HP-255-20	51A	04/07/11	CLR	N	N	N	PT-11-323
O1.B9.32.0010	1LP-102-1Z	53A	04/16/11	CLR	N	N	N	PT-11-333
O1.B9.40.0011	1RC-127-12	50	04/07/11	CLR	N	N	N	PT-11-316
O1.B9.40.0012	1RC-127-16B	50	04/07/11	CLR	N	N	N	PT-11-317
O1.B9.40.0013	1RC-127-19	50	04/07/11	CLR	N	N	N	PT-11-318

Summary No	Component ID	System	Insp Date	Insp Status	Insp Limited	Geo Ref	RFR	Comment
O1.B9.40.0014	1RC-127-23	50	04/07/11	CLR	N	N	N	PT-11-319
O1.B9.40.0017	1RC-261-226	50	04/07/11	CLR	N	N	N	PT-11-314
O1.B9.40.0018	1RC-261-228	50	04/07/11	CLR	N	N	N	PT-11-312
O1.B9.40.0019	1RC-261-231	50	04/07/11	CLR	N	N	N	PT-11-313
O1.B9.40.0020	1RC-261-265	50	04/07/11	CLR	N	N	N	PT-11-315
O1.C1.30.0002	1-SGB-W65	03	04/15/11	CLR	Y	N	N	UT-11-766 Percentage of coverage > 90%.
		03	04/15/11	CLR	Y	N	N	UT-11-767 (Page 1) Percentage of coverage > 90%.
		03	04/15/11	CLR	Y	N	N	UT-11-767 (Page 2) Percentage of coverage > 90%.
		03	04/15/11	CLR	Y	N	N	UT-11-767 (Page 3) Percentage of coverage > 90%.
O1.C2.31.0001	1-LPCA-OUTLET	53B	02/04/11	CLR	N	N	N	PT-11-305
O1.C2.31.0002	1-LPCA-INLET	53B	02/04/11	CLR	N	N	N	PT-11-304
O1.C3.20.0001	1-01A-0-550-H13	01A	04/21/11	CLR	N	N	N	MT-11-115
O1.C3.20.0003	1-01A-0-481A-H2A	01A	04/15/11	CLR	N	N	N	MT-11-113

Summary No	Component ID	System	Insp Date	Insp Status	Insp Limited	Geo Ref	RFR	Comment
O1.C3.20.0007	1-03-0-480A-H6B	03	04/15/11	CLR	N	N	N	MT-11-114
		03	04/16/11	CLR	N	N	N	PT-11-334
O1.C3.20.0014	1-51-0-436D-SR8	51	04/19/11	CLR	N	N	N	PT-11-337
O1.C3.20.0016	1-51B-2-0-444-H41	51B	04/19/11	CLR	N	N	N	PT-11-338
O1.C3.20.0020	1-53B-5-0-436D-H16	53B	04/20/11	CLR	N	N	N	PT-11-339
O1.C3.20.0024	1-54A-3-0-435B-R3	54A	03/31/11	CLR	N	N	N	PT-11-306
O1.C3.20.0027	1-54A-3-0-439C-H5	54A	03/28/11	CLR	N	N	N	PT-11-307
O1.C3.20.0028	1-55-1-0-439C-SR12	55	03/28/11	CLR	N	N	N	MT-11-111
O1.C3.30.0001	1-HPI-A-SUPPORT	51A	02/03/11	CLR	N	N	N	PT-11-303
O1.C5.11.0029	1LP-128-80	53A	02/01/11	CLR	Y	N	Y	UT-11-675 (Page 1) Percentage of coverage < 90%. Reference PIP O-11-6923.
		53A	02/01/11	CLR	Y	N	Y	UT-11-675 (Page 2) Percentage of coverage < 90%. Reference PIP O-11-6923.
		53A	02/01/11	CLR	Y	N	Y	UT-11-675 (Page 3) Percentage of coverage < 90%. Reference PIP O-11-6923.
O1.C5.11.0048	1-53A-01-21L	53A	04/16/11	CLR	N	N	N	UT-11-747 (Page 1)

<i>Summary No</i>	<i>Component ID</i>	<i>System</i>	<i>Insp Date</i>	<i>Insp Status</i>	<i>Insp Limited</i>	<i>Geo Ref</i>	<i>RFR</i>	<i>Comment</i>
O1.C5.11.0048	1-53A-01-21L	53A	04/16/11	CLR	N	N	N	UT-11-747 (Page 2)
O1.C5.11.0081	1LP-209-1	53A	04/16/11	CLR	N	N	N	UT-11-751
O1.C5.11.0082	1LP-209-10	53A	04/16/11	CLR	N	N	N	UT-11-761 (Page 1)
		53A	04/16/11	CLR	N	N	N	UT-11-761 (Page 2)
O1.C5.11.0083	1LP-209-11	53A	04/16/11	CLR	Y	N	N	UT-11-762 (Page 1)
								Percentage of coverage > 90%.
		53A	04/16/11	CLR	Y	N	N	UT-11-762 (Page 2)
								Percentage of coverage > 90%.
O1.C5.11.0084	1LP-209-17	53A	04/16/11	CLR	Y	N	Y	UT-11-780 (Page 1)
								Percentage of coverage < 90%. Reference PIP O-11-6923.
		53A	04/16/11	CLR	Y	N	Y	UT-11-780 (Page 2)
								Percentage of coverage < 90%. Reference PIP O-11-6923.
		53A	04/16/11	CLR	Y	N	Y	UT-11-780 (Page 3)
								Percentage of coverage < 90%. Reference PIP O-11-6923.
O1.C5.11.0085	1LP-209-18	53A	04/16/11	CLR	Y	N	Y	UT-11-781 (Page 1)
								Percentage of coverage < 90%. Reference PIP O-11-6923.
		53A	04/16/11	CLR	Y	N	Y	UT-11-781 (Page 2)
								Percentage of coverage < 90%. Reference PIP O-11-6923.

Summary No	Component ID	System	Insp Date	Insp Status	Insp Limited	Geo Ref	RFR	Comment
O1.C5.11.0085	1LP-209-18	53A	04/16/11	CLR	Y	N	Y	UT-11-781 (Page 3) Percentage of coverage < 90%. Reference PIP O-11-6923.
O1.C5.11.0086	1LP-209-2	53A	04/16/11	CLR	N	N	N	UT-11-750
O1.C5.11.0087	1LP-209-24	53A	04/16/11	CLR	Y	N	N	UT-11-777 (Page 1) Percentage of coverage > 90%.
		53A	04/16/11	CLR	Y	N	N	UT-11-777 (Page 2) Percentage of coverage > 90%.
O1.C5.11.0088	1LP-209-3	53A	04/16/11	CLR	N	N	N	UT-11-749
O1.C5.11.0089	1LP-209-4	53A	04/16/11	CLR	N	N	N	UT-11-748
O1.C5.11.0090	1LP-209-8	53A	04/16/11	CLR	Y	N	N	UT-11-763 (Page 1) Percentage of coverage > 90%.
		53A	04/16/11	CLR	Y	N	N	UT-11-763 (Page 2) Percentage of coverage > 90%.
O1.C5.11.0091	1LP-209-9	53A	04/16/11	CLR	Y	N	N	UT-11-764 (Page 1) Percentage of coverage > 90%.
		53A	04/16/11	CLR	Y	N	N	UT-11-764 (Page 2) Percentage of coverage > 90%.
O1.C5.11.0092	1LP-210-58L	53A	04/12/11	CLR	N	N	N	UT-11-723 (Page 1)

Summary No	Component ID	System	Insp Date	Insp Status	Insp Limited	Geo Ref	RFR	Comment
O1.C5.11.0092	1LP-210-58L	53A	04/12/11	CLR	N	N	N	UT-11-723 (Page 2)
		53A	04/12/11	CLR	N	N	N	UT-11-723 (Page 3)
O1.C5.11.0093	1LP-210-59L	53A	04/12/11	CLR	N	N	N	UT-11-724 (Page 1)
		53A	04/12/11	CLR	N	N	N	UT-11-724 (Page 2)
		53A	04/12/11	CLR	N	N	N	UT-11-724 (Page 3)
O1.C5.11.0094	1LP-210-60	53A	04/12/11	CLR	N	N	N	UT-11-719
O1.C5.11.0095	1LP-210-61	53A	04/12/11	CLR	N	N	N	UT-11-720
O1.C5.11.0096	1LP-210-62	53A	04/12/11	CLR	N	N	N	UT-11-721
O1.C5.11.0097	1LP-210-63	53A	04/12/11	CLR	N	N	N	UT-11-722
O1.C5.11.0105	1LPS-753-2	14B	04/15/11	CLR	N	N	N	UT-11-745 (Page 1)
		14B	04/15/11	CLR	N	N	N	UT-11-745 (Page 2)
O1.C5.11.0106	1LPS-753-3	14B	04/15/11	CLR	N	N	N	UT-11-746 (Page 1)
		14B	04/15/11	CLR	N	N	N	UT-11-746 (Page 2)
O1.C5.21.0006	1HP-192-15	51A	02/01/11	CLR	Y	N	Y	UT-11-674 (Page 1)

Percentage of coverage < 90%. Reference PIP O-11-6923.

Summary No	Component ID	System	Insp Date	Insp Status	Insp Limited	Geo Ref	RFR	Comment
O1.C5.21.0006	1HP-192-15	51A	02/01/11	CLR	Y	Y	Y	UT-11-674 (Page 2) Percentage of coverage < 90%. Reference PIP O-11-6923. Geometric reflector on 60 degree scan.
		51A	02/01/11	CLR	Y	N	Y	UT-11-674 (Page 3) Percentage of coverage < 90%. Reference PIP O-11-6923.
O1.C5.21.0008	1-51A-123-6	51A	02/03/11	CLR	N	N	N	UT-11-672
O1.C5.21.0013	1HP-191-7	51A	02/03/11	CLR	N	N	N	UT-11-673
O1.C5.21.0024	1-51A-01-91A	51A	02/09/11	CLR	Y	N	Y	UT-11-676 (Page 1) Percentage of coverage < 90%. Reference PIP O-11-6923.
		51A	02/09/11	CLR	Y	N	Y	UT-11-676 (Page 2) Percentage of coverage < 90%. Reference PIP O-11-6923.
O1.C5.21.0028	1-51A-01-115A	51A	02/01/11	CLR	N	N	N	UT-11-671 (Page 1)
		51A	02/01/11	CLR	N	N	N	UT-11-671 (Page 2)
O1.C5.21.0034	1-51A-02-22B	51A	04/17/11	CLR	Y	N	N	UT-11-784 (Page 1) Percentage of coverage > 90%.
		51A	04/17/11	CLR	Y	N	N	UT-11-784 (Page 2) Percentage of coverage > 90%.
		51A	04/17/11	CLR	Y	N	N	UT-11-784 (Page 3) Percentage of coverage > 90%.

Summary No	Component ID	System	Insp Date	Insp Status	Insp Limited	Geo Ref	RFR	Comment
O1.C5.21.0037	1-51A-03-74B	51A	04/18/11	CLR	N	N	N	UT-11-779 (Page 1)
		51A	04/18/11	CLR	N	Y	N	UT-11-779 (Page 2) Geometric Reflector on 60 degree scan.
O1.C5.21.0041	1HP-324-118B	51A	03/30/11	CLR	Y	N	Y	UT-11-707 (Page 1) Percentage of coverage < 90%. Reference PIP O-11-6923.
		51A	03/30/11	CLR	Y	N	Y	UT-11-707 (Page 2) Percentage of coverage < 90%. Reference PIP O-11-6923.
		51A	03/30/11	CLR	Y	N	Y	UT-11-707 (Page 3) Percentage of coverage < 90%. Reference PIP O-11-6923.
O1.C5.21.0053	1-51A-02-34B	51A	04/17/11	CLR	N	N	N	PT-11-335
		51A	04/17/11	CLR	Y	N	Y	UT-11-785 (Page 1) Percentage of coverage < 90%. Reference PIP O-11-6923.
		51A	04/17/11	CLR	Y	N	Y	UT-11-785 (Page 2) Percentage of coverage < 90%. Reference PIP O-11-6923.
		51A	04/17/11	CLR	Y	N	Y	UT-11-785 (Page 3) Percentage of coverage < 90%. Reference PIP O-11-6923.
O1.C5.21.0057	1HP-193-12	51A	03/30/11	CLR	Y	N	Y	UT-11-677 (Page 1) Percentage of coverage < 90%. Reference PIP O-11-6923.
		51A	04/09/11	CLR	Y	N	Y	UT-11-677 (Page 2) Percentage of coverage < 90%. Reference PIP O-11-6923.

<i>Summary No</i>	<i>Component ID</i>	<i>System</i>	<i>Insp Date</i>	<i>Insp Status</i>	<i>Insp Limited</i>	<i>Geo Ref</i>	<i>RFR</i>	<i>Comment</i>
O1.C5.21.0057	1HP-193-12	51A	04/09/11	CLR	Y	N	Y	UT-11-677 (Page 3) Percentage of coverage < 90%. Reference PIP O-11-6923.
O1.C5.21.0066	1-51A-01-103A	51A	02/02/11	CLR	Y	N	Y	UT-11-670 (Page 1) Percentage of coverage < 90%. Reference PIP O-11-6923.
		51A	02/02/11	CLR	Y	N	Y	UT-11-670 (Page 2) Percentage of coverage < 90%. Reference PIP O-11-6923.
		51A	02/08/11	CLR	Y	N	Y	UT-11-670 (Page 3) Percentage of coverage < 90%. Reference PIP O-11-6923.
		51A	02/08/11	CLR	Y	N	Y	UT-11-670 (Page 4) Percentage of coverage < 90%. Reference PIP O-11-6923.
O1.C5.21.0067	1-51B-67-1	51B	04/19/11	CLR	Y	N	N	UT-11-786 (Page 1) Percentage of coverage > 90%.
		51B	04/19/11	CLR	Y	N	N	UT-11-786 (Page 2) Percentage of coverage > 90%.
		51B	04/19/11	CLR	Y	N	N	UT-11-786 (Page 3) Percentage of coverage > 90%.
O1.C5.21.0070	1HP-367-28	51B	04/19/11	CLR	Y	N	N	UT-11-782 (Page 1) Percentage of coverage > 90%.
		51B	04/19/11	CLR	Y	N	N	UT-11-782 (Page 2) Percentage of coverage > 90%.

Summary No	Component ID	System	Insp Date	Insp Status	Insp Limited	Geo Ref	RFR	Comment
O1.C5.21.0070	1HP-367-28	51B	04/19/11	CLR	Y	N	N	UT-11-782 (Page 3) Percentage of coverage > 90%.
		51B	04/19/11	CLR	Y	N	N	UT-11-782 (Page 4) Percentage of coverage > 90%.
O1.C5.51.0005	1MS-001-12	01A	04/15/11	CLR	N	Y	N	UT-11-741 Geometric Reflector from backing ring.
O1.C5.51.0007	1-MS13A-A	01A	04/15/11	CLR	N	Y	N	UT-11-742 Geometric Reflector from backing ring.
O1.C5.51.0023	1FDW-182-9	03A	04/13/11	CLR	N	N	N	UT-11-738
O1.C5.51.0024	1FDW-182-10	03A	04/13/11	CLR	N	N	N	UT-11-739 (Page 1)
		03A	04/13/11	CLR	N	N	N	UT-11-739 (Page 2)
O1.C5.51.0025	1-03A-5-98	03A	04/13/11	CLR	N	N	N	UT-11-740 (Page 1)
		03A	04/13/11	CLR	N	N	N	UT-11-740 (Page 2)
O1.C5.51.0038	1-LPSW-344-20	14B	03/29/11	CLR	N	N	N	UT-11-682
O1.C5.51.0044	1LPSW-345-37	14B	03/29/11	CLR	N	N	N	UT-11-705 (Page 1)
		14B	03/29/11	CLR	N	N	N	UT-11-705 (Page 2)

<i>Summary No</i>	<i>Component ID</i>	<i>System</i>	<i>Insp Date</i>	<i>Insp Status</i>	<i>Insp Limited</i>	<i>Geo Ref</i>	<i>RFR</i>	<i>Comment</i>
O1.C5.51.0050	1LPS-563-14	14B	03/31/11	CLR	Y	N	Y	UT-11-678 (Page 1) Percentage of coverage < 90%. Reference PIP O-11-6923.
		14B	03/31/11	CLR	Y	N	Y	UT-11-678 (Page 2) Percentage of coverage < 90%. Reference PIP O-11-6923.
		14B	03/31/11	CLR	Y	N	Y	UT-11-678 (Page 3) Percentage of coverage < 90%. Reference PIP O-11-6923.
		14B	03/31/11	CLR	Y	N	Y	UT-11-678 (Page 4) Percentage of coverage < 90%. Reference PIP O-11-6923.
		14B	03/31/11	CLR	N	N	N	UT-11-678 (Page 5)
O1.C5.51.0051	1FDW-305-3A	03A	04/19/11	CLR	N	N	N	UT-11-776
O1.C5.51.0052	1-03A-4-6A	03A	04/21/11	CLR	N	Y	N	UT-11-788 (Page 1) Geometric reflector from backing ring.
		03A	04/21/11	CLR	N	Y	N	UT-11-788 (Page 2) Geometric reflector from backing ring.
		03A	04/21/11	CLR	N	Y	N	UT-11-788 (Page 3) Geometric reflector from backing ring.
		03A	04/21/11	CLR	N	N	N	UT-11-788 (Page 4)
O1.C5.51.0053	1LPS-702-50	14B	03/31/11	CLR	Y	N	Y	UT-11-679 (Page 1) Percentage of coverage < 90%. Reference PIP O-11-6923.

Summary No	Component ID	System	Insp Date	Insp Status	Insp Limited	Geo Ref	RFR	Comment
O1.C5.51.0053	1LPS-702-50	14B	03/31/11	CLR	Y	N	Y	UT-11-679 (Page 2) Percentage of coverage < 90%. Reference PIP O-11-6923.
		14B	03/31/11	CLR	Y	N	Y	UT-11-679 (Page 3) Percentage of coverage < 90%. Reference PIP O-11-6923.
		14B	03/31/11	CLR	Y	N	Y	UT-11-679 (Page 4) Percentage of coverage < 90%. Reference PIP O-11-6923.
		14B	03/31/11	CLR	N	N	N	UT-11-679 (Page 5)
O1.C5.51.0055	1LPS-560-57MA	14B	03/29/11	CLR	N	N	N	UT-11-681
O1.C5.51.0056	1LPS-560-58M	14B	03/29/11	CLR	N	N	N	UT-11-680
O1.C5.51.0057	1LPS-560-80	14B	03/29/11	CLR	N	N	N	UT-11-706 (Page 1)
		14B	03/29/11	CLR	N	N	N	UT-11-706 (Page 2)
O1.C5.51.0062	1FDW-182-24V	03A	04/13/11	CLR	N	N	N	UT-11-737 (Page 1)
		03A	04/13/11	CLR	N	N	N	UT-11-737 (Page 2)
O1.C5.61.0004	1FDW-181-22	03A	04/27/11	REC	N	N	N	RT-N/A Indication #9 on data sheet is acceptable
O1.D1.10.0001	1-SF-COOLER-A	5B	03/21/11	CLR	N	N	N	VT-11-673
O1.D1.20.0004	1-03-0-551-H49	03	04/06/11	CLR	N	N	N	VT-11-732

Summary No	Component ID	System	Insp Date	Insp Status	Insp Limited	Geo Ref	RFR	Comment
O1.D1.20.0007	1-03A-1-0-400B-SR84	03A	03/24/11	CLR	N	N	N	VT-11-678
O1.D1.20.0008	1-03A-1-0-401B-SR30	03A	04/08/11	CLR	N	N	N	VT-11-749
O1.D1.20.0009	1-03A-1-0-439C-H10	03A	04/18/11	CLR	N	N	N	VT-11-786
O1.D1.20.0016	1-03A-1-0-439B-SR47	03A	03/22/11	CLR	N	N	N	VT-11-680
O1.D1.20.0017	1-03A-1-0-400A-SR66	03A	03/24/11	CLR	N	N	N	VT-11-682
O1.D1.20.0024	1-14B-436D-SR41	14B	03/21/11	CLR	N	N	N	VT-11-669
O1.D1.20.0026	1-56-438C-SR14	56	03/03/11	CLR	N	N	N	VT-11-657
O1.D1.20.0027	1-56-5-0-437B-H16	56	03/21/11	CLR	N	N	N	VT-11-671
O1.F1.10.0002	1-51A-0-479A-H15B	51A	04/05/11	REC	N	N	N	VT-11-733
The discrepancies found were reviewed by Civil Engineering are not service induced, and the support was found to be acceptable for service.								
O1.F1.10.0003	1-51A-0-479A-H2B	51A	04/05/11	CLR	N	N	N	VT-11-737
O1.F1.10.0008	1-53A-0-478A-H2A	53A	04/16/11	CLR	N	N	N	VT-11-779
O1.F1.11.0003	1-51A-0-479A-H6A	51A	04/05/11	CLR	N	N	N	VT-11-738
O1.F1.11.0005	1-53-0-479A-H2	53	04/18/11	CLR	N	N	N	VT-11-788

Summary No	Component ID	System	Insp Date	Insp Status	Insp Limited	Geo Ref	RFR	Comment
O1.F1.11.0007	1-53A-0-478A-H5A	53A	04/06/11	CLR	N	N	N	VT-11-729
O1.F1.11.0008	1-53A-0-481A-H38C	53A	04/16/11	CLR	N	N	N	VT-11-780
O1.F1.12.0004	1-51A-0-479A-H13B	51A	04/05/11	REC	N	N	N	VT-11-727
								The discrepancies found were reviewed by Civil Engineering are not service induced, and the support was found to be acceptable for service. WO# 1978148 written to correct problems.
O1.F1.12.0007	1-53A-0-478A-H3A	53A	04/16/11	CLR	N	N	N	VT-11-781
O1.F1.20.0001	1-01A-0-550-H13	01A	04/22/11	REC	N	N	N	VT-11-795
								The discrepancies found were reviewed by Civil Engineering are not service induced, and the support was found to be acceptable for service.
O1.F1.20.0003	1-01A-0-481A-H2A	01A	04/17/11	REC	N	N	N	VT-11-792
								The discrepancies found were reviewed by Civil Engineering are not service induced, and the support was found to be acceptable for service.
O1.F1.20.0006	1-03-0-480A-H6B	03	04/05/11	CLR	N	N	N	VT-11-739
O1.F1.20.0008	1-14-0-480A-H22C	14	04/14/11	REC	N	N	N	VT-11-767
								The discrepancies found were reviewed by Civil Engineering are not service induced, and the support was found to be acceptable for service. WO# 1032592 written to correct problems.
O1.F1.20.0018	1-51-0-444-SR53	51	03/10/11	CLR	N	N	N	VT-11-656
O1.F1.20.0032	1-51B-2-0-444-H41	51B	04/17/11	CLR	N	N	N	VT-11-783
O1.F1.20.0040	1-53B-3-0-438C-H26	53B	04/18/11	CLR	N	N	N	VT-11-787

Summary No	Component ID	System	Insp Date	Insp Status	Insp Limited	Geo Ref	RFR	Comment
O1.F1.20.0042	1-53B-5-0-439B-H50	53B	02/09/11	CLR	N	N	N	VT-11-659
O1.F1.20.0052	1-54A-3-0-439C-H5	54A	03/28/11	REC	N	N	N	VT-11-689
The discrepancies found were reviewed by Civil Engineering are not service induced, and the support was found to be acceptable for service.								
O1.F1.20.0162	1-53B-435B-DE027	53B	03/29/11	CLR	N	N	N	VT-11-688
O1.F1.21.0001	1-03-0-481A-H11B	03	04/18/11	REC	N	N	N	VT-11-789
The discrepancies found were reviewed by Civil Engineering are not service induced, and the support was found to be acceptable for service. WO#1033340 written to correct problems.								
O1.F1.21.0015	1-51-0-436D-SR8	51	04/20/11	REC	N	N	N	VT-11-793
The discrepancies found were reviewed by Civil Engineering are not service induced, and the support was found to be acceptable for service. WO#1033397 written to correct problems.								
O1.F1.21.0016	1-51A-435C-DE006	51A	03/28/11	CLR	N	N	N	VT-11-684
O1.F1.21.0021	1-51A-0-478A-H18C	51A	04/14/11	CLR	N	N	N	VT-11-766
O1.F1.21.0026	1-53B-0-439C-DE053	53B	03/09/10	CLR	N	N	N	VT-11-655
O1.F1.21.0033	1-54A-0-439A-R21	54A	03/09/11	CLR	N	N	N	VT-11-660
O1.F1.21.0034	1-54A-3-0-439C-H13	54A	03/03/11	CLR	N	N	N	VT-11-661
O1.F1.21.0222	1-20B-485A-H5614	20B	03/23/11	REC	N	N	N	VT-11-685
The discrepancies found were reviewed by Civil Engineering are not service induced, and the support was found to be acceptable for service. WO#1032332 written to correct problems.								

Summary No	Component ID	System	Insp Date	Insp Status	Insp Limited	Geo Ref	RFR	Comment
O1.F1.22.0001	1-01A-0-550-H10	01A	04/02/11	REC	N	N	N	VT-11-697
								The discrepancies found were reviewed by Civil Engineering are not service induced, and the support was found to be acceptable for service. WO#1032311 written to correct problems.
O1.F1.22.0003	1-01A-0-481A-H1A	01A	04/17/11	REC	N	N	N	VT-11-791
								The discrepancies found were reviewed by Civil Engineering are not service induced, and the support was found to be acceptable for service. WO#1033106 written to correct problems.
O1.F1.22.0007	1-01A-0-481B-H11A	01A	04/05/11	CLR	N	N	N	VT-11-728
O1.F1.22.0010	1-03-0-480A-H7B	03	04/18/11	CLR	N	N	N	VT-11-784
O1.F1.22.0011	1-03A-1-0-437A-H71	03A	02/09/11	CLR	N	N	N	VT-11-662
O1.F1.22.0023	1-53B-5-0-436D-H16	53B	04/17/11	CLR	N	N	N	VT-11-782
O1.F1.22.0025	1-53B-4-0-444-H64	53B	04/28/11	CLR	N	N	N	VT-11-799
O1.F1.30.0001	1-01A-403C-DE002	01A	04/02/11	REC	N	N	N	VT-11-694
								The discrepancies found were reviewed by Civil Engineering are not service induced, and the support was found to be acceptable for service. WO# 1032684 written to correct problems.
O1.F1.30.0004	1-03-0-551-H49	03	04/06/11	CLR	N	N	N	VT-11-731
O1.F1.30.0006	1-03A-401B-DE048	03A	04/05/11	REC	N	N	N	VT-11-702
								The discrepancies found were reviewed by Civil Engineering are not service induced, and the support was found to be acceptable for service.

Summary No	Component ID	System	Insp Date	Insp Status	Insp Limited	Geo Ref	RFR	Comment
O1.F1.30.0007	1-03A-1-0-439C-H10	03A	04/18/11	CLR	N	N	N	VT-11-785
O1.F1.30.0009	1-03A-1-0-439B-H15	03A	02/09/11	CLR	N	N	N	VT-11-663
O1.F1.30.0011	1-03A-480A-H3A	03A	04/18/11	CLR	N	N	N	VT-11-790
O1.F1.30.0015	1-03A-1-0-400B-SR84	03A	03/24/11	CLR	N	N	N	VT-11-679
O1.F1.30.0024	1-03A-1-0-437A-H63	03A	04/30/11	CLR	N	N	N	VT-11-800
O1.F1.30.0025	1-03A-1-0-437A-SR61	03A	05/01/11	CLR	N	N	N	VT-11-801
O1.F1.30.0030	1-07A-400B-DE010	07A	03/21/11	CLR	N	N	N	VT-11-674
O1.F1.30.0031	1-07A-400B-DE058	07A	03/29/11	CLR	N	N	N	VT-11-687
O1.F1.30.0053	2-14B-400B-SR1	14B	03/21/11	CLR	N	N	N	VT-11-675
O1.F1.30.0054	3-14B-6-0-2436C-SR22	14B	03/10/11	CLR	N	N	N	VT-11-664
O1.F1.30.0055	2-14B-1436D-DE-011	14B	03/10/11	REC	N	N	N	VT-11-665
The discrepancies found were reviewed by Civil Engineering are not service induced, and the support was found to be acceptable for service. WO# 1032753 written to correct problems.								
O1.F1.30.0059	1-56-438C-SR14	56	03/03/11	CLR	N	N	N	VT-11-658
O1.F1.30.0225	1-03A-401B-SR32	03A	03/21/11	CLR	N	N	N	VT-11-676

Summary No	Component ID	System	Insp Date	Insp Status	Insp Limited	Geo Ref	RFR	Comment
O1.F1.31.0001	1-01A-403C-DE003	01A	04/02/11	REC	N	N	N	VT-11-695
								The discrepancies found were reviewed by Civil Engineering are not service induced, and the support was found to be acceptable for service.
O1.F1.31.0007	1-03A-1-0-439B-SR47	03A	03/22/11	CLR	N	N	N	VT-11-681
O1.F1.31.0008	1-03A-1-0-400A-SR66	03A	03/24/11	CLR	N	N	N	VT-11-683
O1.F1.31.0019	1-14A-400B-H4248	14A	03/21/11	CLR	N	N	N	VT-11-677
O1.F1.31.0021	1-14B-436D-SR41	14B	03/21/11	CLR	N	N	N	VT-11-670
O1.F1.31.0027	1-56-0-438C-SR11	56	03/03/11	CLR	N	N	N	VT-11-666
O1.F1.31.0028	1-57-0-480A-H19	57	04/05/11	CLR	N	N	N	VT-11-740
O1.F1.31.0219	1-03A-1-0-401B-SR30	03A	04/08/11	CLR	N	N	N	VT-11-750
O1.F1.32.0016	1-08-1-0-400A-H8	08	03/29/11	CLR	N	N	N	VT-11-686
O1.F1.32.0020	1-56-5-0-437B-H16	56	03/21/11	CLR	N	N	N	VT-11-672
O1.F1.32.0022	1-57-0-481A-H21	57	06/03/11	CLR	N	N	N	VT-11-804
O1.F1.32.0023	1-57-0-481A-H9	57	05/17/11	REC	N	N	N	VT-11-803
								The discrepancies found were reviewed by Civil Engineering are not service induced, and the support was found to be acceptable for service. WO# 1034893 written to correct problems.
O1.F1.40.0007	1-HPI-A-SUPPORT	51A	02/09/11	CLR	N	N	N	VT-11-667

Summary No	Component ID	System	Insp Date	Insp Status	Insp Limited	Geo Ref	RFR	Comment
O1.F1.40.0026	1-AUX-SER-PUMP	03A	02/09/11	CLR	N	N	N	VT-11-668
O1.F1.40.0034	1-50-0-66A-RCPM-S12	50	04/05/11	CLR	N	N	N	VT-11-734
O1.F1.40.0048	1-SGB-SKIRT	50	04/04/11	CLR	N	N	N	VT-11-742
O1.G16.1.0001	1-50-01-21	50	04/10/11	CLR	N	N	N	UT-11-701
O1.G16.1.0002	1-50-01-258	50	04/10/11	CLR	N	N	N	UT-11-702
O1.G16.1.0003	1-50-01-ELBOW	50	04/10/11	CLR	N	N	N	UT-11-703
O1.G16.1.0004	1RC-261-266	50	04/07/11	CLR	N	N	N	UT-11-683
O1.G16.1.0005	1RC-261-267	50	04/07/11	CLR	N	N	N	UT-11-684
O1.G16.1.0006	1RC-261-ELBOW	50	04/07/11	CLR	N	N	N	UT-11-685
O1.G2.1.0021	1A1-THERM SLEEVE	51A	04/28/11	CLR	N	N	N	RT-N/A
O1.G2.1.0022	1B1-THERM SLEEVE	51A	04/14/11	CLR	N	N	N	RT-NA
O1.G2.1.0023	1B2-THERM SLEEVE	51A	04/14/11	CLR	N	N	N	RT-NA
O1.G2.1.0024	1A2-THERM SLEEVE	51A	04/28/11	CLR	N	N	N	RT-N/A
O1.G4.1.0005	1HP-255-6	51A	04/10/11	CLR	N	N	N	UT-11-704 (Page 1)

<i>Summary No</i>	<i>Component ID</i>	<i>System</i>	<i>Insp Date</i>	<i>Insp Status</i>	<i>Insp Limited</i>	<i>Geo Ref</i>	<i>RFR</i>	<i>Comment</i>
O1.G4.1.0005	1HP-255-6	51A	04/10/11	CLR	N	N	N	UT-11-704 (Page 2)
O1.G4.1.0006	1HP-190-12	51A	04/13/11	CLR	N	N	N	UT-11-726 (Page 1)
		51A	04/13/11	CLR	N	N	N	UT-11-726 (Page 2)
O1.G4.1.0009	1HP-190-16	51A	04/13/11	CLR	Y	N	N	UT-11-727 (Page 1)
								No percentage of coverage required. No Request for Relief required.
		51A	04/13/11	CLR	Y	N	N	UT-11-727 (Page 2)
								No percentage of coverage required. No Request for Relief required.
		51A	04/13/11	CLR	Y	N	N	UT-11-727 (Page 3)
								No percentage of coverage required. No Request for Relief required.
O1.G4.1.0010	1HP-190-13	51A	04/13/11	CLR	N	N	N	UT-11-728 (Page 1)
		51A	04/13/11	CLR	N	N	N	UT-11-728 (Page 2)
O1.G4.1.0011	1HP-279-4	51A	04/12/11	CLR	N	N	N	UT-11-734 (Page 1)
		51A	04/12/11	CLR	N	N	N	UT-11-734 (Page 2)
O1.G4.1.0012	1HP-279-3	51A	04/12/11	REC	Y	Y	N	UT-11-735 (Page 1)
								No percentage of coverage required. No Request for Relief required.
		51A	04/12/11	CLR	N	Y	N	UT-11-735 (Page 2)
								No percentage of coverage required. No Request for Relief required.

<i>Summary No</i>	<i>Component ID</i>	<i>System</i>	<i>Insp Date</i>	<i>Insp Status</i>	<i>Insp Limited</i>	<i>Geo Ref</i>	<i>RFR</i>	<i>Comment</i>
O1.G4.1.0013	1HP-279-24	51A	04/12/11	CLR	Y	N	N	UT-11-736 (Page 1) No percentage of coverage required. No Request for Relief required.
		51A	04/12/11	CLR	Y	N	N	UT-11-736 (Page 2) No percentage of coverage required. No Request for Relief required.
		51A	04/12/11	CLR	Y	N	N	UT-11-736 (Page 3) No percentage of coverage required. No Request for Relief required.
O1.G4.1.0015	1HP-277-42C	51A	04/15/11	CLR	N	N	N	UT-11-753 (Page 1)
		51A	04/15/11	CLR	N	N	N	UT-11-753 (Page 2)
O1.G4.1.0016	1HP-277-43C	51A	04/15/11	CLR	N	N	N	UT-11-754 (Page 1)
		51A	04/15/11	CLR	N	N	N	UT-11-754 (Page 2)
O1.G4.1.0017	1HP-277-52	51A	04/15/11	CLR	Y	N	N	UT-11-755 (Page 1) No percentage of coverage required. No Request for Relief required.
		51A	04/15/11	CLR	Y	N	N	UT-11-755 (Page 2) No percentage of coverage required. No Request for Relief required.
		51A	04/15/11	CLR	Y	N	N	UT-11-755 (Page 3) No percentage of coverage required. No Request for Relief required.
O1.G4.1.0019	1HP-278-22C	51A	04/10/11	CLR	N	N	N	UT-11-709 (Page 1)
		51A	04/10/11	CLR	N	N	N	UT-11-709 (Page 2)
O1.G4.1.0020	1HP-278-23C	51A	04/10/11	CLR	N	N	N	UT-11-708 (Page 1)

Summary No	Component ID	System	Insp Date	Insp Status	Insp Limited	Geo Ref	RFR	Comment
O1.G4.1.0020	1HP-278-23C	51A	04/10/11	CLR	N	N	N	UT-11-708 (Page 2)
O1.G4.1.0021	1HP-278-24	51A	04/10/11	CLR	Y	N	N	UT-11-710 (Page 1)
								No percentage of coverage required. No Request for Relief required.
		51A	04/10/11	CLR	Y	N	N	UT-11-710 (Page 2)
								No percentage of coverage required. No Request for Relief required.
		51A	04/10/11	CLR	Y	N	N	UT-11-710 (Page 3)
								No percentage of coverage required. No Request for Relief required.
O1.H2.1.0004	1-PHB-13	50	04/05/11	CLR	N	N	N	PT-11-308
O1.H2.1.0005	1-PHB-14	50	04/05/11	CLR	N	N	N	PT-11-309
O1.H2.1.0006	1-PHB-15	50	04/05/11	CLR	N	N	N	PT-11-310
O1.H2.1.0009	1-PIB1-12	50	04/15/11	CLR	N	N	N	PT-11-332
O1.H4.1.0010	1-03-0-551-H49	03	04/14/11	CLR	N	N	N	MT-11-112
		03	04/06/11	CLR	N	N	N	VT-11-730
O1.H4.1.0020	1-FPA-25	03	04/20/11	CLR	N	N	N	PT-11-340
O1.H4.1.0021	1-FPA-27	03	04/20/11	CLR	N	N	N	PT-11-341
O1.H4.1.0031	1-01A-0-550-H10	01A	04/02/11	REC	N	N	N	VT-11-696
								WO# 1032311 written to correct problems.

Summary No	Component ID	System	Insp Date	Insp Status	Insp Limited	Geo Ref	RFR	Comment
Q1.H4.1.0032	1-01A-0-550-MS-1	01A	04/13/11	CLR	N	N	N	VT-11-769
Q1.H4.1.0037	1-01A-0-550-H20	01A	04/02/11	CLR	N	N	N	VT-11-693
Q1.H4.1.0038	1-01A-0-550-H21	01A	04/02/11	CLR	N	N	N	VT-11-692
Q1.H4.1.0040	1-01A-0-550-H22	01A	04/02/11	CLR	N	N	N	VT-11-691
Q1.H4.1.0041	1-01A-0-550-H23	01A	04/02/11	CLR	N	N	N	VT-11-690
Q1.H4.1.0044	1-01A-0-550-MS-4	01A	04/05/11	CLR	N	N	N	VT-11-741
Q1.H5.1.0004	1MS-070-2BD	01A	04/13/11	CLR	N	N	N	UT-11-729
		01A	04/13/11	CLR	N	N	N	UT-11-731 (Page 1)
		01A	04/13/11	CLR	N	N	N	UT-11-731 (Page 2)
Q1.H5.1.0005	1-MS9A-A	01A	04/13/11	CLR	N	N	N	UT-11-730
		01A	04/13/11	CLR	N	N	N	UT-11-732 (Page 1)
		01A	04/13/11	REC	N	Y	N	UT-11-732 (Page 2)
								Geometric Reflector due to weld root geometry.
Q1.H6.1.0001	1-PEN-25-WHIP	03	05/05/11	CLR	N	N	N	VT-11-802
Q1.H6.1.0002	1-PEN-27-WHIP	03	05/05/11	CLR	N	N	N	VT-11-797
Q1.Q1.1.0001	1RC-229-67V	50	04/19/11	CLR	N	N	N	UT-11-778 (Page 1)

<i>Summary No</i>	<i>Component ID</i>	<i>System</i>	<i>Insp Date</i>	<i>Insp Status</i>	<i>Insp Limited</i>	<i>Geo Ref</i>	<i>RFR</i>	<i>Comment</i>
O1.Q1.1.0001	1RC-229-67V	50	04/19/11	CLR	N	N	N	UT-11-778 (Page 2)
O1.Q1.1.0002	1RC-230-57V	50	04/13/11	CLR	N	N	N	UT-11-733 (Page 1)
		50	04/13/11	CLR	N	N	N	UT-11-733 (Page 2)
		50	04/13/11	CLR	N	N	N	UT-11-733 (Page 3)

5.0 Owner's Report for Repair and Replacement Activities

As required by the applicable code, records of Class 1 and Class 2 Repair and Replacement work is included in the NIS-2 forms in this section. Attachment A lists the NIS-2 forms that were completed during 1EOC26 and items completed during 1EOC25 that were not included in that report.

There were work orders completed during 1EOC-26 but the reviews were not completed nor were the NIS-2 forms generated in time to be submitted in this report. PIP O-11-09131 was generated to document the work orders that will not have NIS-2 forms included in this report. These NIS-2 forms will be included in the next report.

The individual work order documents and manufacturers' data reports are on file at Oconee Nuclear Station.

5.1 Class 1 and 2 Preservice Examinations

As required by the applicable code, Preservice Inspection (PSI) Examinations were performed on ISI Class 1 and ISI Class 2 items during this report period. PSI examination data for items examined during 1EOC26 are filed with the Work Order and can be viewed in NEDL Portal.

List of Class 1 and 2 NIS 2 for 1EOC26

Work Order No.	Class
1899940-01,25.31,32	1
1900012	1
1885973	1
1893335	2
1903649-10	2
1895925	2
1895522	1
1932687	1
1895507-01	2
1981214	2
1933248-01	2
1899938	2
1894714	2
1933299	1
1964436	2
1893262	1
1962788	2
1932479	2
1978272	2
1932697-07	2
1889942	2

List of Class 1 and 2 NIS 2's completed during 1EOC25

Work Order #	Class
1845308	1
1891891	1
1892729	1
1801866	2
1898176-02	1

Form NIS-2 Owner's Report for Repair/Replacement Activity

As required by the provisions of the ASME Code Section XI

		Work Order Number 01899940- 01,25, 31, 32	Sheet 1 of 2																																																																																
1. Owner Duke Energy Carolinas, LLC 526 South Church Street Charlotte, NC 28201-1006	2. Plant Oconee Nuclear Station 7800 Rochester Hwy Seneca, SC 29672	Unit ONS - 1 Date 5/31/2011																																																																																	
3. Work Performed by Duke Energy Carolinas, LLC 526 South Church Street Charlotte, NC 28201-1006		Type Code Symbol Stamp Not Applicable Authorization Number Not Applicable Expiration Date Not Applicable																																																																																	
4. Identification of System, ASME Class High Pressure Injection, ASME Class 1																																																																																			
5. (a) Applicable Construction Code: <u>USAS B31.7</u> 19 <u>69</u> Edition, <u>No</u> Addenda, <u>No</u> Code Case (b) Applicable Edition Section XI Utilized For R/R Activity 19 <u>98</u> Edition, <u>2000</u> Addenda. (c) Applicable Section XI Code Case(s) <u>None</u>																																																																																			
6. Identification of Components <table border="1" style="width: 100%; border-collapse: collapse; text-align: center;"> <thead> <tr> <th style="width: 12.5%;">Name of Component</th> <th style="width: 12.5%;">Name of Manufacturer</th> <th style="width: 12.5%;">Manufacturer Serial Number</th> <th style="width: 12.5%;">National Board No.</th> <th style="width: 12.5%;">Other Identification</th> <th style="width: 12.5%;">Year Built</th> <th style="width: 12.5%;">Corrected, Removed, or Installed</th> <th style="width: 12.5%;">ASME Code Stamped (Yes / No)</th> </tr> </thead> <tbody> <tr> <td>1HP-545</td> <td>Flowserve Co</td> <td>34BRG</td> <td>2703</td> <td>UTC - 1971561</td> <td>2010</td> <td>Installed</td> <td>YES</td> </tr> <tr> <td>1HP-546</td> <td>Flowserve Co</td> <td>31BRG</td> <td>2700</td> <td>UTC - 1971558</td> <td>2010</td> <td>Installed</td> <td>YES</td> </tr> <tr> <td>Piping</td> <td>DEC</td> <td>None</td> <td>None</td> <td>None</td> <td>2011</td> <td>Installed</td> <td>NO</td> </tr> <tr> <td>① Support 51A-0-479-A-H16B</td> <td>DEC</td> <td>None</td> <td>None</td> <td>None</td> <td>2011</td> <td>Corrected</td> <td>NO</td> </tr> <tr><td> </td><td> </td><td> </td><td> </td><td> </td><td> </td><td> </td><td> </td></tr> <tr><td> </td><td> </td><td> </td><td> </td><td> </td><td> </td><td> </td><td> </td></tr> <tr><td> </td><td> </td><td> </td><td> </td><td> </td><td> </td><td> </td><td> </td></tr> <tr><td> </td><td> </td><td> </td><td> </td><td> </td><td> </td><td> </td><td> </td></tr> <tr><td> </td><td> </td><td> </td><td> </td><td> </td><td> </td><td> </td><td> </td></tr> </tbody> </table>				Name of Component	Name of Manufacturer	Manufacturer Serial Number	National Board No.	Other Identification	Year Built	Corrected, Removed, or Installed	ASME Code Stamped (Yes / No)	1HP-545	Flowserve Co	34BRG	2703	UTC - 1971561	2010	Installed	YES	1HP-546	Flowserve Co	31BRG	2700	UTC - 1971558	2010	Installed	YES	Piping	DEC	None	None	None	2011	Installed	NO	① Support 51A-0-479-A-H16B	DEC	None	None	None	2011	Corrected	NO																																								
Name of Component	Name of Manufacturer	Manufacturer Serial Number	National Board No.	Other Identification	Year Built	Corrected, Removed, or Installed	ASME Code Stamped (Yes / No)																																																																												
1HP-545	Flowserve Co	34BRG	2703	UTC - 1971561	2010	Installed	YES																																																																												
1HP-546	Flowserve Co	31BRG	2700	UTC - 1971558	2010	Installed	YES																																																																												
Piping	DEC	None	None	None	2011	Installed	NO																																																																												
① Support 51A-0-479-A-H16B	DEC	None	None	None	2011	Corrected	NO																																																																												
7. Description of Work EC100141 - Install 1/2", Class A vents 1HP-545 and 1HP-546 with 1/2" piping and half coupling. Other valves on EC are ISI B.																																																																																			
8. Test Conducted <div style="display: flex; justify-content: space-between; align-items: flex-start;"> <div> <input type="checkbox"/> Hydrostatic <input type="checkbox"/> Pneumatic <input checked="" type="checkbox"/> Nominal Operating Pressure <input type="checkbox"/> Exempt <input type="checkbox"/> Other _____ </div> <div style="text-align: center;"> Pressure _____ PSI Test Temperature _____ °F </div> </div>																																																																																			

Form NIS-2 Owner's Report for Repair/Replacement Activity

As required by the provisions of the ASME Code Section XI

Work Order Number

01899940- 01,25, 31, 32

Sheet

2 of 2

9. Remarks (Applicable Manufacturer's Data Reports to be attached)

① Support 51A-0-479-A-H16B , removed 4" x 7.25" channel, and (1) lug

②

③

④

⑤

⑥

⑦

⑧

⑨

⑩

CERTIFICATE OF COMPLIANCE

I certify that the statements made in the report are correct and that this conforms to the requirements of the ASME Code, Section XI.

Type Code Symbol Stamp Not Applicable

Certificate of Authorization Number Not Applicable Expiration Date Not Applicable

Signed Will Foster Bill Foster / Engineer III Date 5/31/2011
Owner or Owner's Designee, Title

CERTIFICATE OF INSERVICE INSPECTION

I, the undersigned, holding a valid commission issued by the National Board of Boiler and Pressure Vessel Inspectors and the State or Province of SOUTH CAROLINA and employed by HSB CT of Hartford, Connecticut have inspected the components described in this Owner's Report during the period 2/20/11 to 7/27/11, and state that to the best of my knowledge and belief, the Owner has performed examinations and taken corrective measures described in this Owner's Report in accordance with the requirements of the ASME Code, Section XI.

By signing this certificate neither the Inspector nor his employer makes any warranty, expressed or implied, concerning the examinations and corrective measures described in this Owner's Report. Furthermore, neither the Inspector nor his employer shall be liable in any manner for any personal injury or property damage or a loss of any kind arising from or connected with this inspection.

Will Foster
Inspector's Signature

Commissions 13048, 201, A.N.T.
National Board, State, Province, and Endorsements

Date 7/27/11

Form NIS-2 Owner's Report for Repair/Replacement Activity

As required by the provisions of the ASME Code Section XI-

Work Order Number 1900012	Sheet 1 of 2
------------------------------	-----------------

1. Owner Duke Energy Carolinas, LLC 526 South Church Street Charlotte, NC 28201-1006	2. Plant Oconee Nuclear Station 7800 Rochester Hwy Seneca, SC 29672	Unit ONS - 1
		Date 6/1/2011

3. Work Performed by Duke Energy Carolinas, LLC 526 South Church Street Charlotte, NC 28201-1006	Type Code Symbol Stamp Not Applicable
	Authorization Number Not Applicable
	Expiration Date Not Applicable

4. Identification of System, ASME Class
Low Pressure Injection (LPI), ASME Class 1

5.
 (a) Applicable Construction Code: USAS B31.7 19 69 Edition, No Addenda, N/A Code Case
 (b) Applicable Edition Section XI Utilized For R/R Activity 19 98 Edition, 2000 Addenda.
 (c) Applicable Section XI Code Case(s) N/A

6. Identification of Components							
Name of Component	Name of Manufacturer	Manufacturer Serial Number	National Board No.	Other Identification	Year Built	Corrected, Removed, or Installed	ASME Code Stamped (Yes / No)
1LPI-166	Flowserve	51BKM	2056	UTC-1913504	2008	Installed	YES
1LPI-167	Flowserve	E-788A-3-1	None	UTC-1015203	2000	Installed	YES
1LPI-168	Flowserve	49BKM	2055	UTC-1913503	2008	Installed	YES
1LPI-172	Flowserve	51PBJ	2495	UTC-1944761	2009	Installed	YES
1LPI-173	Flowserve	55PBJ	2499	UTC-1945256	2009	Installed	YES
1LPI-215	Flowserve	52PBJ	2496	UTC-1945253	2009	Installed	YES
Piping	DEC	None	None	None	2011	Installed	NO
1LP-216 ①	Flowserve	31BEZ	1623	UTC-1092964	2006	Corrected	YES

7. Description of Work
EC77309 (OD100108), Install Thermal Relief Line around 1LP-1 and 1LP-2 and remove instrumentation installed by EC 92495.

8. Test Conducted
☐ Hydrostatic ☐ Pneumatic ☒ Nominal Operating Pressure ☐ Exempt ☐ Other _____
 Pressure _____ PSI Test Temperature _____ °F

Form NIS-2 Owner's Report for Repair/Replacement Activity

As required by the provisions of the ASME Code Section XI

Work Order Number

1900012

Sheet

2 of 2

9. Remarks (Applicable Manufacturer's Data Reports to be attached)

① Valve 1LP-216 was originally tagged as 1LP-166, no work performed on the valve.

②

③

④

⑤

⑥

⑦

⑧

⑨

⑩

CERTIFICATE OF COMPLIANCE

I certify that the statements made in the report are correct and that this conforms to the requirements of the ASME Code, Section XI.

Type Code Symbol Stamp _____ Not Applicable

Certificate of Authorization Number _____ Not Applicable Expiration Date _____ Not Applicable

Signed K. W. Rannou K.W. Rannou Sr. Eng. Date 6/15/2011
Owner or Owner's Designee, Title

CERTIFICATE OF INSERVICE INSPECTION

I, the undersigned, holding a valid commission issued by the National Board of Boiler and Pressure Vessel Inspectors and the State or Province of SOUTH CAROLINA and employed by HSB CT of Hartford, Connecticut have inspected the components described in this Owner's Report during the period 10/7/10 to 7/27/11, and state that to the best of my knowledge and belief, the Owner has performed examinations and taken corrective measures described in this Owner's Report in accordance with the requirements of the ASME Code, Section XI.

By signing this certificate neither the Inspector nor his employer makes any warranty, expressed or implied, concerning the examinations and corrective measures described in this Owner's Report. Furthermore, neither the Inspector nor his employer shall be liable in any manner for any personal injury or property damage or a loss of any kind arising from or connected with this inspection.

[Signature] Commissions 13048, 201, AN1
Inspector's Signature National Board, State, Province, and Endorsements

Date 7/27/11

As required by the provisions of the ASME Code Section XI

Form NIS-2 Owner's Report for Repair/Replacement Activity

As required by the provisions of the ASME Code Section XI

Work Order Number

01885973

Sheet

2 of 2

9. Remarks (Applicable Manufacturer's Data Reports to be attached)

① Bonnet Assembly CID 492150, UTC 1957080, Data Report (39 pages)

②

③

④

⑤

⑥

⑦

⑧

⑨

⑩

CERTIFICATE OF COMPLIANCE

I certify that the statements made in the report are correct and that this conforms to the requirements of the ASME Code, Section XI.

Type Code Symbol Stamp Not Applicable

Certificate of Authorization Number Not Applicable Expiration Date Not Applicable

Signed Robert Bell Robert Bell, Tech Spec IV Date 4/19/2011
Owner or Owner's Designee, Title

CERTIFICATE OF INSERVICE INSPECTION

I, the undersigned, holding a valid commission issued by the National Board of Boiler and Pressure Vessel Inspectors and the State or Province of North Carolina and employed by HSB CT of Hartford, Connecticut have inspected the components described in this Owner's Report during the period 7/19/11 to 7/21/11, and state that to the best of my knowledge and belief, the Owner has performed examinations and taken corrective measures described in this Owner's Report in accordance with the requirements of the ASME Code, Section XI.

By signing this certificate neither the Inspector nor his employer makes any warranty, expressed or implied, concerning the examinations and corrective measures described in this Owner's Report. Furthermore, neither the Inspector nor his employer shall be liable in any manner for any personal injury or property damage or a loss of any kind arising from or connected with this inspection.

Nancy C. Ritchie Shugrue Commissions NB8447ABAE
Inspector's Signature National Board, State, Province, and Endorsements

Date 7/21/11

As required by the provisions of the ASME Code Section XI

[illegible]

Form NIS-2 Owner's Report for Repair/Replacement Activity

As required by the provisions of the ASME Code Section XI

Work Order Number

1895522

Sheet

2 of 2

9. Remarks (Applicable Manufacturer's Data Reports to be attached)

① Filler Metal - 3/32" UTC 1912770, 1/8" UTC 1832499

②

③

④

⑤

⑥

⑦

⑧

⑨

⑩

CERTIFICATE OF COMPLIANCE

I certify that the statements made in the report are correct and that this conforms to the requirements of the ASME Code, Section XI.

Type Code Symbol Stamp Not Applicable

Certificate of Authorization Number Not Applicable Expiration Date Not Applicable

Signed Aaron Best Aaron Best, Engineer Date 5/18/2011
Owner or Owner's Designee, Title

CERTIFICATE OF INSERVICE INSPECTION

I, the undersigned, holding a valid commission issued by the National Board of Boiler and Pressure Vessel Inspectors and the State or Province of South Carolina and employed by HSB CT of Hartford, Connecticut have inspected the components described in this Owner's Report during the period 3/16/11 to 4/15/11, and state that to the best of my knowledge and belief, the Owner has performed examinations and taken corrective measures described in this Owner's Report in accordance with the requirements of the ASME Code, Section XI.

By signing this certificate neither the Inspector nor his employer makes any warranty, expressed or implied, concerning the examinations and corrective measures described in this Owner's Report. Furthermore, neither the Inspector nor his employer shall be liable in any manner for any personal injury or property damage or a loss of any kind arising from or connected with this inspection.

M. J. [Signature]
Inspector's Signature

Commissions 13048, 201, ANI
National Board, State, Province, and Endorsements

Date 4/15/11

Form NIS-2 Owner's Report for Repair/Replacement Activity

As required by the provisions of the ASME Code Section XI

		Work Order Number 1932687	Sheet 1 of 2				
1. Owner Duke Energy Carolinas, LLC 526 South Church Street Charlotte, NC 28201-1006	2. Plant Oconee Nuclear Station 7800 Rochester Hwy Seneca, SC 29672		Unit ONS - 1 Date 5/18/2011				
3. Work Performed by Duke Energy Carolinas, LLC 526 South Church Street Charlotte, NC 28201-1006		Type Code Symbol Stamp Not Applicable Authorization Number Not Applicable Expiration Date Not Applicable					
4. Identification of System, ASME Class sampling liquid, ASME Class 1							
5. (a) Applicable Construction Code: <u>USAS B31.7</u> 19 <u>69</u> Edition, <u>No</u> Addenda, <u>No</u> Code Case (b) Applicable Edition Section XI Utilized For R/R Activity 19 <u>98</u> Edition, <u>2000</u> Addenda. (c) Applicable Section XI Code Case(s) <u>None</u>							
6. Identification of Components							
Name of Component	Name of Manufacturer	Manufacturer Serial Number	National Board No.	Other Identification	Year Built	Corrected, Removed, or Installed	ASME Code Stamped (Yes / No)
S/R 1-64-479D-H6347	DUKE	NONE	NONE	NONE	1972	Corrected	NO
7. Description of Work Replaced bolts, nuts and washers							
8. Test Conducted <input type="checkbox"/> Hydrostatic <input type="checkbox"/> Pneumatic <input type="checkbox"/> Nominal Operating Pressure <input checked="" type="checkbox"/> Exempt <input type="checkbox"/> Other _____ Pressure _____ PSI Test Temperature _____ °F							

Form NIS-2 Owner's Report for Repair/Replacement Activity

As required by the provisions of the ASME Code Section XI

Work Order Number

1932687

Sheet

2 of 2

9. Remarks (Applicable Manufacturer's Data Reports to be attached)

① Replaced 1/2"x 1 1/2" bolts, heavy hex, carbon stl, ASTM A325, UTC 0001964693 (5)

② Replaced 1/2" nut, heavy hex, carbon stl, ASME SA194 Gr 2H, UTC 0001960061 (5)

③ Replaced 1/2" washer, hardened stl, ASTM F436 type 1, UTC 0001911780 (5)

④ Replaced 1/2"x 2" bolts, heavy hex, carbon stl, ASME SA325, UTC 1972553 (5)

⑤

⑥

⑦

⑧

⑨

⑩

CERTIFICATE OF COMPLIANCE

I certify that the statements made in the report are correct and that this conforms to the requirements of the ASME Code, Section XI.

Type Code Symbol Stamp _____ Not Applicable

Certificate of Authorization Number _____ Not Applicable Expiration Date _____ Not Applicable

Signed Anna W. Brin, Engineer I Date 5-18-11

Owner or Owner's Designee, Title

CERTIFICATE OF INSERVICE INSPECTION

I, the undersigned, holding a valid commission issued by the National Board of Boiler and Pressure Vessel Inspectors and the State or Province of SOUTH CAROLINA and employed by HSB CT of Hartford, Connecticut have inspected the components described in this Owner's Report during the period 4/5/11 to 6/15/11, and state that to the best of my knowledge and belief, the Owner has performed examinations and taken corrective measures described in this Owner's Report in accordance with the requirements of the ASME Code, Section XI.

By signing this certificate neither the Inspector nor his employer makes any warranty, expressed or implied, concerning the examinations and corrective measures described in this Owner's Report. Furthermore, neither the Inspector nor his employer shall be liable in any manner for any personal injury or property damage or a loss of any kind arising from or connected with this inspection.

Inspector's Signature

Commissions

13048, 201, ANI

National Board, State, Province, and Endorsements

Date

6/15/11

Form NIS-2 Owner's Report for Repair/Replacement Activity

As required by the provisions of the ASME Code Section XI

				Work Order Number <div style="text-align: center;">1933299</div>		Sheet <div style="text-align: center;">1 of 2</div>	
1. Owner Duke Energy Carolinas, LLC 526 South Church Street Charlotte, NC 28201-1006		2. Plant Oconee Nuclear Station 7800 Rochester Hwy Seneca, SC 29672			Unit <div style="text-align: center;">ONS - 1</div>		
					Date <div style="text-align: center;">6/29/2011</div>		
3. Work Performed by Duke Energy Carolinas, LLC 526 South Church Street Charlotte, NC 28201-1006				Type Code Symbol Stamp <div style="text-align: center;">Not Applicable</div>			
				Authorization Number <div style="text-align: center;">Not Applicable</div>			
				Expiration Date <div style="text-align: center;">Not Applicable</div>			
4. Identification of System, ASME Class <div style="text-align: center;">Reactor Incore Detectors, ASME Class 1</div>							
5. (a) Applicable Construction Code: <u>USAS B31.7</u> 19 <u>68</u> Edition, <u>No</u> Addenda, <u>No</u> Code Case (b) Applicable Edition Section XI Utilized For R/R Activity 19 <u>98</u> Edition, <u>2000</u> Addenda. (c) Applicable Section XI Code Case(s) <u>None</u>							
6. Identification of Components							
Name of Component	Name of Manufacturer	Manufacturer Serial Number	National Board No.	Other Identification	Year Built	Corrected, Removed, or Installed	ASME Code Stamped (Yes / No)
Incore Detector x 4	Areva	See Remarks	N/A	See Remarks	UNK	Removed	NO
Nut Ring x 4	Areva	N/A	N/A	See Remarks	UNK	Removed	NO
Incore Detector x 4	Areva	See Remarks	N/A	See Remarks	UNK	Installed	NO
Nut Ring x 4	Areva	N/A	N/A	See Remarks	UNK	Installed	NO
7. Description of Work Replaced 4 incores and 4 nut rings as part of normal PM.							
8. Test Conducted <div style="display: flex; justify-content: space-between;"> <div> <input type="checkbox"/> Hydrostatic <input type="checkbox"/> Pneumatic <input type="checkbox"/> Nominal Operating Pressure <input checked="" type="checkbox"/> Exempt <input type="checkbox"/> Other _____ </div> <div> Pressure _____ PSI Test Temperature _____ °F </div> </div>							

Form NIS-2 Owner's Report for Repair/Replacement Activity

As required by the provisions of the ASME Code Section XI

Work Order Number

1933299

Sheet

2 of 2

9. Remarks (Applicable Manufacturer's Data Reports to be attached)

① Removed Incore Serial Numbers: LRFICD1723, LRFICD1367, LRFICD1366, LRFICD1550

② Installed Incore Serial Numbers: LRFICD1711, LRFICD1710, LRFICD1723, LRFICD1724,

③ Incores: UTC# 1958730, 1975763

Nut Ring: UTC# 1976171

④

⑤

⑥

⑦

⑧

⑨

⑩

CERTIFICATE OF COMPLIANCE

I certify that the statements made in the report are correct and that this conforms to the requirements of the ASME Code, Section XI.

Type Code Symbol Stamp Not Applicable

Certificate of Authorization Number Not Applicable Expiration Date Not Applicable

Signed Aaron Best Aaron Best, Engineer Date 6/29/2011
Owner or Owner's Designee, Title

CERTIFICATE OF INSERVICE INSPECTION

I, the undersigned, holding a valid commission issued by the National Board of Boiler and Pressure Vessel Inspectors and the State or Province of North Carolina and employed by HSB CT of Hartford, Connecticut have inspected the components described in this Owner's Report during the period 7/14/11 to 7/14/11, and state that to the best of my knowledge and belief, the Owner has performed examinations and taken corrective measures described in this Owner's Report in accordance with the requirements of the ASME Code, Section XI.

By signing this certificate neither the Inspector nor his employer makes any warranty, expressed or implied, concerning the examinations and corrective measures described in this Owner's Report. Furthermore, neither the Inspector nor his employer shall be liable in any manner for any personal injury or property damage or a loss of any kind arising from or connected with this inspection.

Nancy C. Ritchie Shugart Commissions NB8447 AB NI
Inspector's Signature National Board, State, Province, and Endorsements

Date 7/14/11

Form NIS-2 Owner's Report for Repair/Replacement Activity

As required by the provisions of the ASME Code Section XI

<table border="1" style="display: inline-table; border-collapse: collapse;"> <tr> <td style="padding: 2px;">Work Order Number</td> <td style="text-align: center; padding: 2px;">1893262</td> </tr> </table>					Work Order Number	1893262	<table border="1" style="display: inline-table; border-collapse: collapse;"> <tr> <td style="padding: 2px;">Sheet</td> <td style="text-align: center; padding: 2px;">1 of 2</td> </tr> </table>			Sheet	1 of 2																																																																												
Work Order Number	1893262																																																																																						
Sheet	1 of 2																																																																																						
1. Owner Duke Energy Carolinas, LLC 526 South Church Street Charlotte, NC 28201-1006			2. Plant Oconee Nuclear Station 7800 Rochester Hwy Seneca, SC 29672			<table border="1" style="display: inline-table; border-collapse: collapse;"> <tr> <td style="padding: 2px;">Unit</td> <td style="text-align: center; padding: 2px;">ONS - 1</td> </tr> <tr> <td style="padding: 2px;">Date</td> <td style="text-align: center; padding: 2px;">6/2/2011</td> </tr> </table>		Unit	ONS - 1	Date	6/2/2011																																																																												
Unit	ONS - 1																																																																																						
Date	6/2/2011																																																																																						
3. Work Performed by Duke Energy Carolinas, LLC 526 South Church Street Charlotte, NC 28201-1006					<table border="1" style="display: inline-table; border-collapse: collapse;"> <tr> <td style="padding: 2px;">Type Code Symbol Stamp</td> <td style="text-align: center; padding: 2px;">Not Applicable</td> </tr> <tr> <td style="padding: 2px;">Authorization Number</td> <td style="text-align: center; padding: 2px;">Not Applicable</td> </tr> <tr> <td style="padding: 2px;">Expiration Date</td> <td style="text-align: center; padding: 2px;">Not Applicable</td> </tr> </table>			Type Code Symbol Stamp	Not Applicable	Authorization Number	Not Applicable	Expiration Date	Not Applicable																																																																										
Type Code Symbol Stamp	Not Applicable																																																																																						
Authorization Number	Not Applicable																																																																																						
Expiration Date	Not Applicable																																																																																						
4. Identification of System, ASME Class Low Pressure Injection System, Duke Class B, ASME Class 1																																																																																							
5. (a) Applicable Construction Code: <u>USAS B31.7</u> 19 <u>68</u> Edition, <u>No</u> Addenda, _____ Code Case (b) Applicable Edition Section XI Utilized For R/R Activity 19 <u>98</u> Edition, <u>2000</u> Addenda. (c) Applicable Section XI Code Case(s) _____																																																																																							
6. Identification of Components <table border="1" style="width:100%; border-collapse: collapse; text-align: center;"> <thead> <tr> <th style="padding: 5px;">Name of Component</th> <th style="padding: 5px;">Name of Manufacturer</th> <th style="padding: 5px;">Manufacturer Serial Number</th> <th style="padding: 5px;">National Board No.</th> <th style="padding: 5px;">Other Identification</th> <th style="padding: 5px;">Year Built</th> <th style="padding: 5px;">Corrected, Removed, or Installed</th> <th style="padding: 5px;">ASME Code Stamped (Yes / No)</th> </tr> </thead> <tbody> <tr> <td style="padding: 5px;">ILP-104</td> <td style="padding: 5px;">Walworth/ Crane</td> <td style="padding: 5px;">UNK</td> <td style="padding: 5px;">UNK</td> <td style="padding: 5px;">See remarks</td> <td style="padding: 5px;">1974</td> <td style="padding: 5px;">Corrected</td> <td style="padding: 5px;">YES</td> </tr> <tr><td> </td><td> </td><td> </td><td> </td><td> </td><td> </td><td> </td><td> </td></tr> <tr><td> </td><td> </td><td> </td><td> </td><td> </td><td> </td><td> </td><td> </td></tr> <tr><td> </td><td> </td><td> </td><td> </td><td> </td><td> </td><td> </td><td> </td></tr> <tr><td> </td><td> </td><td> </td><td> </td><td> </td><td> </td><td> </td><td> </td></tr> <tr><td> </td><td> </td><td> </td><td> </td><td> </td><td> </td><td> </td><td> </td></tr> <tr><td> </td><td> </td><td> </td><td> </td><td> </td><td> </td><td> </td><td> </td></tr> <tr><td> </td><td> </td><td> </td><td> </td><td> </td><td> </td><td> </td><td> </td></tr> <tr><td> </td><td> </td><td> </td><td> </td><td> </td><td> </td><td> </td><td> </td></tr> </tbody> </table>								Name of Component	Name of Manufacturer	Manufacturer Serial Number	National Board No.	Other Identification	Year Built	Corrected, Removed, or Installed	ASME Code Stamped (Yes / No)	ILP-104	Walworth/ Crane	UNK	UNK	See remarks	1974	Corrected	YES																																																																
Name of Component	Name of Manufacturer	Manufacturer Serial Number	National Board No.	Other Identification	Year Built	Corrected, Removed, or Installed	ASME Code Stamped (Yes / No)																																																																																
ILP-104	Walworth/ Crane	UNK	UNK	See remarks	1974	Corrected	YES																																																																																
7. Description of Work Repair seat leak under WO 1893262. Replace Bonnet, packing plug, clamp with OEM supplied spare parts																																																																																							
8. Test Conducted <table style="width:100%;"> <tr> <td><input type="checkbox"/> Hydrostatic</td> <td><input type="checkbox"/> Pneumatic</td> <td><input type="checkbox"/> Nominal Operating Pressure</td> <td><input checked="" type="checkbox"/> Exempt</td> <td><input type="checkbox"/> Other _____</td> </tr> <tr> <td style="text-align: center;">Pressure _____ PSI</td> <td colspan="2" style="text-align: center;">Test Temperature _____ °F</td> <td colspan="2"></td> </tr> </table>								<input type="checkbox"/> Hydrostatic	<input type="checkbox"/> Pneumatic	<input type="checkbox"/> Nominal Operating Pressure	<input checked="" type="checkbox"/> Exempt	<input type="checkbox"/> Other _____	Pressure _____ PSI	Test Temperature _____ °F																																																																									
<input type="checkbox"/> Hydrostatic	<input type="checkbox"/> Pneumatic	<input type="checkbox"/> Nominal Operating Pressure	<input checked="" type="checkbox"/> Exempt	<input type="checkbox"/> Other _____																																																																																			
Pressure _____ PSI	Test Temperature _____ °F																																																																																						

Form NIS-2 Owner's Report for Repair/Replacement Activity

As required by the provisions of the ASME Code Section XI

Work Order Number

1893262

Sheet

2 of 2

9. Remarks (Applicable Manufacturer's Data Reports to be attached)

① CID#38348 Bonnet UTC# 855459 Trace# PN# 653979 HT # 30479

② CID# 56348 clamp UTC# 934705 Trace# PN# 653986

③ CID# 2888101, 1/2 inch Pipe plug UTC# 1966297

④

⑤

⑥

⑦

⑧

⑨

⑩

CERTIFICATE OF COMPLIANCE

I certify that the statements made in the report are correct and that this conforms to the requirements of the ASME Code, Section XI.

Type Code Symbol Stamp _____ Not Applicable

Certificate of Authorization Number _____ Not Applicable Expiration Date _____ Not Applicable

Signed *Sandy H Clark* Sandy H Clark, Sr Engineer Date 6/1/2011 own 6-30-11
Owner or Owner's Designee, Title

CERTIFICATE OF INSERVICE INSPECTION

I, the undersigned, holding a valid commission issued by the National Board of Boiler and Pressure Vessel Inspectors and the State or Province of North Carolina and employed by HSB CT of Hartford, Connecticut have inspected the components described in this Owner's Report during the period 7/13/11 to 7/13/11, and state that to the best of my knowledge and belief, the Owner has performed examinations and taken corrective measures described in this Owner's Report in accordance with the requirements of the ASME Code, Section XI.

By signing this certificate neither the Inspector nor his employer makes any warranty, expressed or implied, concerning the examinations and corrective measures described in this Owner's Report. Furthermore, neither the Inspector nor his employer shall be liable in any manner for any personal injury or property damage or a loss of any kind arising from or connected with this inspection.

Worcester Rutledge Slaughter
Inspector's Signature

Commissions

HB8447 ABNI

National Board, State, Province, and Endorsements

Date 7/13/11

Form NIS-2 Owner's Report for Repair/Replacement Activity

As required by the provisions of the ASME Code Section XI

		Work Order Number 1893335	Sheet 1 of 2				
1. Owner Duke Energy Carolinas, LLC 526 South Church Street Charlotte, NC 28201-1006	2. Plant Oconee Nuclear Station 7800 Rochester Hwy Seneca, SC 29672		Unit ONS - 1 Date 5/23/2011				
3. Work Performed by Duke Energy Carolinas, LLC 526 South Church Street Charlotte, NC 28201-1006		Type Code Symbol Stamp Not Applicable Authorization Number Not Applicable Expiration Date Not Applicable					
4. Identification of System, ASME Class Low Pressure Injection, ASME Class 2							
5. (a) Applicable Construction Code: <u>USAS B31.7</u> 19 <u>69</u> Edition, <u>No</u> Addenda, <u>No</u> Code Case (b) Applicable Edition Section XI Utilized For R/R Activity 19 <u>98</u> Edition, <u>2000</u> Addenda. (c) Applicable Section XI Code Case(s) <u>None</u>							
6. Identification of Components							
Name of Component	Name of Manufacturer	Manufacturer Serial Number	National Board No.	Other Identification	Year Built	Corrected, Removed, or Installed	ASME Code Stamped (Yes / No)
S/R 1-53B-0-435B-DE065	DUKE	NONE	NONE	NONE	1972	Corrected	NO
7. Description of Work replaced the strut pin for item #8							
8. Test Conducted <input type="checkbox"/> Hydrostatic <input type="checkbox"/> Pneumatic <input type="checkbox"/> Nominal Operating Pressure <input checked="" type="checkbox"/> Exempt <input type="checkbox"/> Other _____ Pressure _____ PSI Test Temperature _____ °F							

Form NIS-2 Owner's Report for Repair/Replacement Activity

As required by the provisions of the ASME Code Section XI

Work Order Number

1893335

Sheet

2 of 2

9. Remarks (Applicable Manufacturer's Data Reports to be attached)

① replaced rear bracket strut pin UTC#1901706

②

③

④

⑤

⑥

⑦

⑧

⑨

⑩ *PIP-10-10638*

CERTIFICATE OF COMPLIANCE

I certify that the statements made in the report are correct and that this conforms to the requirements of the ASME Code, Section XI.

Type Code Symbol Stamp _____ Not Applicable

Certificate of Authorization Number _____ Not Applicable _____ Expiration Date _____ Not Applicable

Signed Anna W. Bain, Engineer I Date 5/23/2011
Owner or Owner's Designee, Title

CERTIFICATE OF INSERVICE INSPECTION

I, the undersigned, holding a valid commission issued by the National Board of Boiler and Pressure Vessel Inspectors and the State or Province of NORTH CAROLINA and employed by HSB CT of Hartford, Connecticut 7/20/11 have inspected the components described in this Owner's Report during the period 5/23/11 to 6/7/11, and state that to the best of my knowledge and belief, the Owner has performed examinations and taken corrective measures described in this Owner's Report in accordance with the requirements of the ASME Code, Section XI.

By signing this certificate neither the Inspector nor his employer makes any warranty, expressed or implied, concerning the examinations and corrective measures described in this Owner's Report. Furthermore, neither the Inspector nor his employer shall be liable in any manner for any personal injury or property damage or a loss of any kind arising from or connected with this inspection.

Nancy C. Ritchie-Slaughter Commissions 13048, 201, ANI
Inspector's Signature National Board, State, Province, and Endorsements

Date 7/20/11

Form NIS-2 Owner's Report for Repair/Replacement Activity

As required by the provisions of the ASME Code Section XI

		Work Order Number 1903649 - /O	Sheet 1 of 2																																																																																								
1. Owner Duke Energy Carolinas, LLC 526 South Church Street Charlotte, NC 28201-1006	2. Plant Oconee Nuclear Station 7800 Rochester Hwy Seneca, SC 29672	Unit ONS - 1 Date 6/1/2011																																																																																									
3. Work Performed by Duke Energy Carolinas, LLC 526 South Church Street Charlotte, NC 28201-1006		<table border="1" style="width: 100%; border-collapse: collapse;"> <tr> <td>Type Code Symbol Stamp Not Applicable</td> </tr> <tr> <td>Authorization Number Not Applicable</td> </tr> <tr> <td>Expiration Date Not Applicable</td> </tr> </table>		Type Code Symbol Stamp Not Applicable	Authorization Number Not Applicable	Expiration Date Not Applicable																																																																																					
Type Code Symbol Stamp Not Applicable																																																																																											
Authorization Number Not Applicable																																																																																											
Expiration Date Not Applicable																																																																																											
4. Identification of System, ASME Class High Pressure Injection, ASME Class 2																																																																																											
5. (a) Applicable Construction Code: <u>USAS B31.7</u> 19 <u>69</u> Edition, <u>No</u> Addenda, <u>No</u> Code Case (b) Applicable Edition Section XI Utilized For R/R Activity 19 <u>98</u> Edition, <u>2000</u> Addenda. (c) Applicable Section XI Code Case(s) <u>None</u>																																																																																											
6. Identification of Components <table border="1" style="width: 100%; border-collapse: collapse; text-align: center;"> <thead> <tr> <th style="width: 12.5%;">Name of Component</th> <th style="width: 12.5%;">Name of Manufacturer</th> <th style="width: 12.5%;">Manufacturer Serial Number</th> <th style="width: 12.5%;">National Board No.</th> <th style="width: 12.5%;">Other Identification</th> <th style="width: 12.5%;">Year Built</th> <th style="width: 12.5%;">Corrected, Removed, or Installed</th> <th style="width: 12.5%;">ASME Code Stamped (Yes / No)</th> </tr> </thead> <tbody> <tr> <td>1-51A-439A-LC-2503</td> <td>DUKE</td> <td>NONE</td> <td>NONE</td> <td>NONE</td> <td>1972</td> <td>Installed</td> <td>NO</td> </tr> <tr><td> </td><td> </td><td> </td><td> </td><td> </td><td> </td><td> </td><td> </td></tr> <tr><td> </td><td> </td><td> </td><td> </td><td> </td><td> </td><td> </td><td> </td></tr> <tr><td> </td><td> </td><td> </td><td> </td><td> </td><td> </td><td> </td><td> </td></tr> <tr><td> </td><td> </td><td> </td><td> </td><td> </td><td> </td><td> </td><td> </td></tr> <tr><td> </td><td> </td><td> </td><td> </td><td> </td><td> </td><td> </td><td> </td></tr> <tr><td> </td><td> </td><td> </td><td> </td><td> </td><td> </td><td> </td><td> </td></tr> <tr><td> </td><td> </td><td> </td><td> </td><td> </td><td> </td><td> </td><td> </td></tr> <tr><td> </td><td> </td><td> </td><td> </td><td> </td><td> </td><td> </td><td> </td></tr> <tr><td> </td><td> </td><td> </td><td> </td><td> </td><td> </td><td> </td><td> </td></tr> </tbody> </table>				Name of Component	Name of Manufacturer	Manufacturer Serial Number	National Board No.	Other Identification	Year Built	Corrected, Removed, or Installed	ASME Code Stamped (Yes / No)	1-51A-439A-LC-2503	DUKE	NONE	NONE	NONE	1972	Installed	NO																																																																								
Name of Component	Name of Manufacturer	Manufacturer Serial Number	National Board No.	Other Identification	Year Built	Corrected, Removed, or Installed	ASME Code Stamped (Yes / No)																																																																																				
1-51A-439A-LC-2503	DUKE	NONE	NONE	NONE	1972	Installed	NO																																																																																				
7. Description of Work replace U-bolt																																																																																											
8. Test Conducted <table style="width: 100%;"> <tr> <td><input type="checkbox"/> Hydrostatic</td> <td><input type="checkbox"/> Pneumatic</td> <td><input type="checkbox"/> Nominal Operating Pressure</td> <td><input checked="" type="checkbox"/> Exempt</td> <td><input type="checkbox"/> Other _____</td> </tr> <tr> <td colspan="2">Pressure _____ PSI</td> <td colspan="3">Test Temperature _____ °F</td> </tr> </table>				<input type="checkbox"/> Hydrostatic	<input type="checkbox"/> Pneumatic	<input type="checkbox"/> Nominal Operating Pressure	<input checked="" type="checkbox"/> Exempt	<input type="checkbox"/> Other _____	Pressure _____ PSI		Test Temperature _____ °F																																																																																
<input type="checkbox"/> Hydrostatic	<input type="checkbox"/> Pneumatic	<input type="checkbox"/> Nominal Operating Pressure	<input checked="" type="checkbox"/> Exempt	<input type="checkbox"/> Other _____																																																																																							
Pressure _____ PSI		Test Temperature _____ °F																																																																																									

Form NIS-2 Owner's Report for Repair/Replacement Activity

As required by the provisions of the ASME Code Section XI

Work Order Number

1903649-10

Sheet

2 of 2

9. Remarks (Applicable Manufacturer's Data Reports to be attached)

① 5/8" dia round bar, carbon stl, UTC# 001849676

② (4) 5/8" heavy hex nut, carbon stl ASME SA194 Gr 2H, UTC#0001968890

③

④

⑤

⑥

⑦

⑧

⑨

⑩

CERTIFICATE OF COMPLIANCE

I certify that the statements made in the report are correct and that this conforms to the requirements of the ASME Code, Section XI.

Type Code Symbol Stamp _____ Not Applicable

Certificate of Authorization Number _____ Not Applicable Expiration Date _____ Not Applicable

Signed Anna W. Gin, Engineer II Date 6/1/11
Owner or Owner's Designee, Title

CERTIFICATE OF INSERVICE INSPECTION

I, the undersigned, holding a valid commission issued by the National Board of Boiler and Pressure Vessel Inspectors and the State or Province of SOUTH CAROLINA and employed by HSB CT of Hartford, Connecticut have inspected the components described in this Owner's Report during the period 7/20/11 to 7/20/11, and state that to the best of my knowledge and belief, the Owner has performed examinations and taken corrective measures described in this Owner's Report in accordance with the requirements of the ASME Code, Section XI.

By signing this certificate neither the Inspector nor his employer makes any warranty, expressed or implied, concerning the examinations and corrective measures described in this Owner's Report. Furthermore, neither the Inspector nor his employer shall be liable in any manner for any personal injury or property damage or a loss of any kind arising from or connected with this inspection.

Woney C. Ritchey-Sloyer
Inspector's Signature

Commissions

8447ABNI NO 7/20/11
13048, 201, ANI
National Board, State, Province, and Endorsements

Date 7/20/11

As required by the provisions of the ASME Code Section XI

As required by the provisions of the ASME Code Section XI					Work Order Number 1895925		Sheet 1 of 2								
1. Owner Duke Energy Carolinas, LLC 526 South Church Street Charlotte, NC 28201-1006			2. Plant Oconee Nuclear Station 7800 Rochester Hwy Seneca, SC 29672				Unit ONS - 1 Date 5/19/2011								
3. Work Performed by Duke Energy Carolinas, LLC 526 South Church Street Charlotte, NC 28201-1006					Type Code Symbol Stamp Not Applicable										
					Authorization Number Not Applicable										
					Expiration Date Not Applicable										
4. Identification of System, ASME Class Steam Generator Flush Drain, ASME Class 2															
5. (a) Applicable Construction Code: <u>USAS B31.7</u> 19 <u>69</u> Edition, <u>No</u> Addenda, <u>No</u> Code Case (b) Applicable Edition Section XI Utilized For R/R Activity 19 <u>98</u> Edition, <u>2000</u> Addenda. (c) Applicable Section XI Code Case(s) <u>None</u>															
6. Identification of Components															
Name of Component		Name of Manufacturer		Manufacturer Serial Number		National Board No.		Other Identification		Year Built		Corrected, Removed, or Installed		ASME Code Stamped (Yes / No)	
S/R 04A-0-478A-H5A		DUKE		NONE		NONE		NONE		1972		Corrected		NO	
7. Description of Work Replaced the rod eye, item # 4															
8. Test Conducted															
<input type="checkbox"/> Hydrostatic <input type="checkbox"/> Pneumatic <input type="checkbox"/> Nominal Operating Pressure <input checked="" type="checkbox"/> Exempt <input type="checkbox"/> Other _____															
Pressure _____ PSI Test Temperature _____ °F															

Form NIS-2 Owner's Report for Repair/Replacement Activity

As required by the provisions of the ASME Code Section XI

Work Order Number

1895925

Sheet

2 of 2

9. Remarks (Applicable Manufacturer's Data Reports to be attached)

1 Replaced 5/8" dia 5" long rod eye, carbon stl, UTC0001978729

2

3

4

5

6

7

8

9

10

CERTIFICATE OF COMPLIANCE

I certify that the statements made in the report are correct and that this conforms to the requirements of the ASME Code, Section XI.

Type Code Symbol Stamp Not Applicable

Certificate of Authorization Number Not Applicable Expiration Date Not Applicable

Signed Shua W. Bin, Engineer I Date 5/19/11
Owner or Owner's Designee, Title

CERTIFICATE OF INSERVICE INSPECTION

I, the undersigned, holding a valid commission issued by the National Board of Boiler and Pressure Vessel Inspectors and the State or Province of NORTH CAROLINA and employed by HSB CT of Hartford, Connecticut have inspected the components described in this Owner's Report during the period 9/8/2010 to 6/15/11 and state that to the best of my knowledge and belief, the Owner has performed examinations and taken corrective measures described in this Owner's Report in accordance with the requirements of the ASME Code, Section XI.

By signing this certificate neither the Inspector nor his employer makes any warranty, expressed or implied, concerning the examinations and corrective measures described in this Owner's Report. Furthermore, neither the Inspector nor his employer shall be liable in any manner for any personal injury or property damage or a loss of any kind arising from or connected with this inspection.

Wendy Chute-Slaughter
Inspector's Signature

Commissions

8447 ABdI NR 7/19/11
13048, ZOL, ANT
National Board, State, Province, and Endorsements

Date 7/19/11

Form NIS-2 Owner's Report for Repair/Replacement Activity

As required by the provisions of the ASME Code Section XI

		Work Order Number 1895507-01	Sheet 1 of 2				
1. Owner Duke Energy Carolinas, LLC 526 South Church Street Charlotte, NC 28201-1006	2. Plant Oconee Nuclear Station 7800 Rochester Hwy Seneca, SC 29672		Unit ONS - 1 Date 4/28/2011				
3. Work Performed by Duke Energy Carolinas, LLC 526 South Church Street Charlotte, NC 28201-1006		Type Code Symbol Stamp Not Applicable Authorization Number Not Applicable Expiration Date Not Applicable					
4. Identification of System, ASME Class Feedwater system, ASME Class 2							
5. (a) Applicable Construction Code: <u>USAS B31.7</u> 19 <u>69</u> Edition, <u>No</u> Addenda, <u>No</u> Code Case (b) Applicable Edition Section XI Utilized For R/R Activity 19 <u>98</u> Edition, <u>2000</u> Addenda. (c) Applicable Section XI Code Case(s) <u>None</u>							
6. Identification of Components							
Name of Component	Name of Manufacturer	Manufacturer Serial Number	National Board No.	Other Identification	Year Built	Corrected, Removed, or Installed	ASME Code Stamped (Yes / No)
03-0-480B-H3A	DUKE	NONE	NONE	NONE	1972	Corrected	NO
7. Description of Work Replaced pipe clamp and bolts							
8. Test Conducted <input type="checkbox"/> Hydrostatic <input type="checkbox"/> Pneumatic <input type="checkbox"/> Nominal Operating Pressure <input checked="" type="checkbox"/> Exempt <input type="checkbox"/> Other _____ Pressure _____ PSI Test Temperature _____ °F							

Form NIS-2 Owner's Report for Repair/Replacement Activity

As required by the provisions of the ASME Code Section XI

Work Order Number	Sheet
1895507-01	2 of 2

9. Remarks (Applicable Manufacturer's Data Reports to be attached)	
1	20" heavy duty double bolt pipe clamp, carbon stl UTC#: 0001965746, Trace: M PN#295HN (1)
2	1/2" dia. heavy hex bolt, carbon stl ASTM A325 UTC#: 0001910842, Trace: M HT#163050 (3)
3	
4	
5	
6	
7	
8	
9	
10	

CERTIFICATE OF COMPLIANCE

I certify that the statements made in the report are correct and that this conforms to the requirements of the ASME Code, Section XI.

Type Code Symbol Stamp _____ Not Applicable

Certificate of Authorization Number _____ Not Applicable Expiration Date _____ Not Applicable

Signed Anna W. Grin, Engineer I Date 4/28/2011

Owner or Owner's Designee, Title

CERTIFICATE OF INSERVICE INSPECTION

I, the undersigned, holding a valid commission issued by the National Board of Boiler and Pressure Vessel Inspectors and the State or Province of SOUTH CAROLINA and employed by HSB CT of Hartford, Connecticut have inspected the components described in this Owner's Report during the period 9/8/2010 to 5/19/2011, and state that to the best of my knowledge and belief, the Owner has performed examinations and taken corrective measures described in this Owner's Report in accordance with the requirements of the ASME Code, Section XI.

By signing this certificate neither the Inspector nor his employer makes any warranty, expressed or implied, concerning the examinations and corrective measures described in this Owner's Report. Furthermore, neither the Inspector nor his employer shall be liable in any manner for any personal injury or property damage or a loss of any kind arising from or connected with this inspection.

[Signature] Commissions 13048 201 A.N.I.
Inspector's Signature National Board, State, Province, and Endorsements

Date 5/25/11

As required by the provisions of the ASME Code Section XI

Form NIS-2 Owner's Report for Repair/Replacement Activity

As required by the provisions of the ASME Code Section XI

Work Order Number

01981214

Sheet

2 of 2

9. Remarks (Applicable Manufacturer's Data Reports to be attached)

① Replaced the ball valve on 1HP-427. The UTC number for the ball is 858590, the S/N used was A950501-1-3, the Cat. Id was 403387.

②

③

④

⑤

⑥

⑦

⑧

⑨

⑩

CERTIFICATE OF COMPLIANCE

I certify that the statements made in the report are correct and that this conforms to the requirements of the ASME Code, Section XI.

Type Code Symbol Stamp Not Applicable

Certificate of Authorization Number Not Applicable Expiration Date Not Applicable

Signed John Tunney SA Tech Spec. Date 5/25/11
Owner or Owner's Designee, Title

CERTIFICATE OF INSERVICE INSPECTION

I, the undersigned, holding a valid commission issued by the National Board of Boiler and Pressure Vessel Inspectors and the State or Province of SOUTH CAROLINA and employed by HSB CT of Hartford, Connecticut have inspected the components described in this Owner's Report during the period 5/23/11 to 6/10/11, and state that to the best of my knowledge and belief, the Owner has performed examinations and taken corrective measures described in this Owner's Report in accordance with the requirements of the ASME Code, Section XI.

By signing this certificate neither the Inspector nor his employer makes any warranty, expressed or implied, concerning the examinations and corrective measures described in this Owner's Report. Furthermore, neither the Inspector nor his employer shall be liable in any manner for any personal injury or property damage or a loss of any kind arising from or connected with this inspection.

[Signature]
Inspector's Signature

Commissions 13048, 201, ANI
National Board, State, Province, and Endorsements

Date 6/10/11

As required by the provisions of the ASME Code Section XI

8. Test Conducted
☐ Hydrostatic ☐ Pneumatic ☐ Nominal Operating Pressure ☒ Exempt ☐ Other _____
 Pressure _____ PSI Test Temperature _____ °F

Form NIS-2 Owner's Report for Repair/Replacement Activity

As required by the provisions of the ASME Code Section XI

Work Order Number

01933248-01

Sheet

2 of 2

9. Remarks (Applicable Manufacturer's Data Reports to be attached)

① Replaced Disc for valve item IHP-109... 3" 1500# Velan SS swing check valve. The catalog ID of disc is 326825. The serial number as shown on the issue ticket is 6253. the Part Number 3 as shown on OM-245-2611.001. The UTC is 0000827322. PO # is A25933-91.

②

③

④

⑤

⑥

⑦

⑧

⑨

⑩

CERTIFICATE OF COMPLIANCE

I certify that the statements made in the report are correct and that this conforms to the requirements of the ASME Code, Section XI.

Type Code Symbol Stamp _____ Not Applicable

Certificate of Authorization Number _____ Not Applicable Expiration Date _____ Not Applicable

Signed John Tun / SR TECH SPEC. Date 4/19/11
Owner or Owner's Designee, Title

CERTIFICATE OF INSERVICE INSPECTION

I, the undersigned, holding a valid commission issued by the National Board of Boiler and Pressure Vessel Inspectors and the State or Province of North Carolina and employed by HSB CT of Hartford, Connecticut have inspected the components described in this Owner's Report during the period 6/22/11 to 6/23/11, and state that to the best of my knowledge and belief, the Owner has performed examinations and taken corrective measures described in this Owner's Report in accordance with the requirements of the ASME Code, Section XI.

By signing this certificate neither the Inspector nor his employer makes any warranty, expressed or implied, concerning the examinations and corrective measures described in this Owner's Report. Furthermore, neither the Inspector nor his employer shall be liable in any manner for any personal injury or property damage or a loss of any kind arising from or connected with this inspection.

Nancy C. Ritchie Shugart
Inspector's Signature

Commissions

NB 8447 ABNI
National Board, State, Province, and Endorsements

Date 6/23/11

Form NIS-2 Owner's Report for Repair/Replacement Activity

As required by the provisions of the ASME Code Section XI

<table border="1" style="width:100%; border-collapse: collapse;"> <tr> <td style="width: 50%; padding: 5px;"> Work Order Number 01899938 </td> <td style="width: 50%; padding: 5px;"> Sheet 1 of 2 </td> </tr> </table>				Work Order Number 01899938	Sheet 1 of 2																																																																														
Work Order Number 01899938	Sheet 1 of 2																																																																																		
1. Owner Duke Energy Carolinas, LLC 526 South Church Street Charlotte, NC 28201-1006	2. Plant Oconee Nuclear Station 7800 Rochester Hwy Seneca, SC 29672	<table border="1" style="width:100%; border-collapse: collapse;"> <tr> <td style="padding: 5px;"> Unit ONS - 1 </td> </tr> <tr> <td style="padding: 5px;"> Date 5/31/2011 </td> </tr> </table>		Unit ONS - 1	Date 5/31/2011																																																																														
Unit ONS - 1																																																																																			
Date 5/31/2011																																																																																			
3. Work Performed by Duke Energy Carolinas, LLC 526 South Church Street Charlotte, NC 28201-1006		<table border="1" style="width:100%; border-collapse: collapse;"> <tr> <td style="padding: 5px;"> Type Code Symbol Stamp Not Applicable </td> </tr> <tr> <td style="padding: 5px;"> Authorization Number Not Applicable </td> </tr> <tr> <td style="padding: 5px;"> Expiration Date Not Applicable </td> </tr> </table>		Type Code Symbol Stamp Not Applicable	Authorization Number Not Applicable	Expiration Date Not Applicable																																																																													
Type Code Symbol Stamp Not Applicable																																																																																			
Authorization Number Not Applicable																																																																																			
Expiration Date Not Applicable																																																																																			
4. Identification of System, ASME Class <div style="text-align: center;">High Pressure Injection, ASME Class 2</div>																																																																																			
5. (a) Applicable Construction Code: <u>USAS B31.7</u> 19 <u>69</u> Edition, <u>No</u> Addenda, <u>No</u> Code Case (b) Applicable Edition Section XI Utilized For R/R Activity 19 <u>98</u> Edition, <u>2000</u> Addenda. (c) Applicable Section XI Code Case(s) <u>None</u>																																																																																			
6. Identification of Components <table border="1" style="width:100%; border-collapse: collapse; text-align: center;"> <thead> <tr> <th style="width: 12.5%;">Name of Component</th> <th style="width: 12.5%;">Name of Manufacturer</th> <th style="width: 12.5%;">Manufacturer Serial Number</th> <th style="width: 12.5%;">National Board No.</th> <th style="width: 12.5%;">Other Identification</th> <th style="width: 12.5%;">Year Built</th> <th style="width: 12.5%;">Corrected, Removed, or Installed</th> <th style="width: 12.5%;">ASME Code Stamped (Yes / No)</th> </tr> </thead> <tbody> <tr> <td>1HP-363</td> <td>Anchor Darling</td> <td>ET148-4-4</td> <td>1552</td> <td>none</td> <td>1992</td> <td>Removed</td> <td>YES</td> </tr> <tr> <td>1HP-363</td> <td>Flowserve Co</td> <td>83BCB</td> <td>1496</td> <td>UTC - 1083047</td> <td>2005</td> <td>Installed</td> <td>YES</td> </tr> <tr> <td>Piping</td> <td>DEC</td> <td>None</td> <td>None</td> <td>None</td> <td>2011</td> <td>Installed</td> <td>NO</td> </tr> <tr><td> </td><td> </td><td> </td><td> </td><td> </td><td> </td><td> </td><td> </td></tr> <tr><td> </td><td> </td><td> </td><td> </td><td> </td><td> </td><td> </td><td> </td></tr> <tr><td> </td><td> </td><td> </td><td> </td><td> </td><td> </td><td> </td><td> </td></tr> <tr><td> </td><td> </td><td> </td><td> </td><td> </td><td> </td><td> </td><td> </td></tr> <tr><td> </td><td> </td><td> </td><td> </td><td> </td><td> </td><td> </td><td> </td></tr> <tr><td> </td><td> </td><td> </td><td> </td><td> </td><td> </td><td> </td><td> </td></tr> </tbody> </table>				Name of Component	Name of Manufacturer	Manufacturer Serial Number	National Board No.	Other Identification	Year Built	Corrected, Removed, or Installed	ASME Code Stamped (Yes / No)	1HP-363	Anchor Darling	ET148-4-4	1552	none	1992	Removed	YES	1HP-363	Flowserve Co	83BCB	1496	UTC - 1083047	2005	Installed	YES	Piping	DEC	None	None	None	2011	Installed	NO																																																
Name of Component	Name of Manufacturer	Manufacturer Serial Number	National Board No.	Other Identification	Year Built	Corrected, Removed, or Installed	ASME Code Stamped (Yes / No)																																																																												
1HP-363	Anchor Darling	ET148-4-4	1552	none	1992	Removed	YES																																																																												
1HP-363	Flowserve Co	83BCB	1496	UTC - 1083047	2005	Installed	YES																																																																												
Piping	DEC	None	None	None	2011	Installed	NO																																																																												
7. Description of Work EC100480 - Replace 2", Class B valve 1HP-363 and associated piping upstream and downstream.																																																																																			
8. Test Conducted <div style="display: flex; justify-content: space-between; align-items: flex-start;"> <div> <input type="checkbox"/> Hydrostatic <input type="checkbox"/> Pneumatic <input checked="" type="checkbox"/> Nominal Operating Pressure <input type="checkbox"/> Exempt <input type="checkbox"/> Other _____ </div> <div style="text-align: center;"> Pressure _____ PSI Test Temperature <u>N.O.T.</u> °F </div> </div>																																																																																			

Form NIS-2 Owner's Report for Repair/Replacement Activity

As required by the provisions of the ASME Code Section XI

Work Order Number

01899938

Sheet

2 of 2

9. Remarks (Applicable Manufacturer's Data Reports to be attached)

1

2

3

4

5

6

7

8

9

10

CERTIFICATE OF COMPLIANCE

I certify that the statements made in the report are correct and that this conforms to the requirements of the ASME Code, Section XI.

Type Code Symbol Stamp _____ Not Applicable

Certificate of Authorization Number _____ Not Applicable Expiration Date _____ Not Applicable

Signed Will W Foster Bill Foster / Engineer III Date 5/31/2011
Owner or Owner's Designee, Title

CERTIFICATE OF INSERVICE INSPECTION

I, the undersigned, holding a valid commission issued by the National Board of Boiler and Pressure Vessel Inspectors and the State or Province of SOUTH CAROLINA and employed by HSB CT of Hartford, Connecticut have inspected the components described in this Owner's Report during the period 4/5/11 to 6/15/11, and state that to the best of my knowledge and belief, the Owner has performed examinations and taken corrective measures described in this Owner's Report in accordance with the requirements of the ASME Code, Section XI.

By signing this certificate neither the Inspector nor his employer makes any warranty, expressed or implied, concerning the examinations and corrective measures described in this Owner's Report. Furthermore, neither the Inspector nor his employer shall be liable in any manner for any personal injury or property damage or a loss of any kind arising from or connected with this inspection.

Will W Foster Commissions 13048, 201, ANI
Inspector's Signature National Board, State, Province, and Endorsements

Date 6/15/11

Form NIS-2 Owner's Report for Repair/Replacement Activity

As required by the provisions of the ASME Code Section XI

		Work Order Number <div style="text-align: center;">1894714</div>	Sheet <div style="text-align: center;">1 of 2</div>																																																																																
1. Owner Duke Energy Carolinas, LLC 526 South Church Street Charlotte, NC 28201-1006	2. Plant Oconee Nuclear Station 7800 Rochester Hwy Seneca, SC 29672	Unit <div style="text-align: center;">ONS - 1</div> <hr/> Date <div style="text-align: center;">5/04/2011</div>																																																																																	
3. Work Performed by Duke Energy Carolinas, LLC 526 South Church Street Charlotte, NC 28201-1006		<table border="1" style="width: 100%; border-collapse: collapse;"> <tr> <td style="padding: 2px;">Type Code Symbol Stamp</td> <td style="text-align: center;">Not Applicable</td> </tr> <tr> <td style="padding: 2px;">Authorization Number</td> <td style="text-align: center;">Not Applicable</td> </tr> <tr> <td style="padding: 2px;">Expiration Date</td> <td style="text-align: center;">Not Applicable</td> </tr> </table>		Type Code Symbol Stamp	Not Applicable	Authorization Number	Not Applicable	Expiration Date	Not Applicable																																																																										
Type Code Symbol Stamp	Not Applicable																																																																																		
Authorization Number	Not Applicable																																																																																		
Expiration Date	Not Applicable																																																																																		
4. Identification of System, ASME Class <div style="text-align: center;">Main Steam, ASME Class 2</div>																																																																																			
5. (a) Applicable Construction Code: <u>USAS B31.1</u> 19 <u>67</u> Edition, <u>No</u> Addenda, <u>No</u> Code Case (b) Applicable Edition Section XI Utilized For R/R Activity 19 <u>98</u> Edition, <u>2000</u> Addenda. (c) Applicable Section XI Code Case(s) <u>None</u>																																																																																			
6. Identification of Components <table border="1" style="width: 100%; border-collapse: collapse; text-align: center;"> <thead> <tr> <th style="width: 12.5%;">Name of Component</th> <th style="width: 12.5%;">Name of Manufacturer</th> <th style="width: 12.5%;">Manufacturer Serial Number</th> <th style="width: 12.5%;">National Board No.</th> <th style="width: 12.5%;">Other Identification</th> <th style="width: 12.5%;">Year Built</th> <th style="width: 12.5%;">Corrected, Removed, or Installed</th> <th style="width: 12.5%;">ASME Code Stamped (Yes / No)</th> </tr> </thead> <tbody> <tr> <td>1-01A-0-550-H9</td> <td>DUKE</td> <td>NONE</td> <td>NONE</td> <td>NONE</td> <td>1972</td> <td>Corrected</td> <td>NO</td> </tr> <tr><td> </td><td> </td><td> </td><td> </td><td> </td><td> </td><td> </td><td> </td></tr> <tr><td> </td><td> </td><td> </td><td> </td><td> </td><td> </td><td> </td><td> </td></tr> <tr><td> </td><td> </td><td> </td><td> </td><td> </td><td> </td><td> </td><td> </td></tr> <tr><td> </td><td> </td><td> </td><td> </td><td> </td><td> </td><td> </td><td> </td></tr> <tr><td> </td><td> </td><td> </td><td> </td><td> </td><td> </td><td> </td><td> </td></tr> <tr><td> </td><td> </td><td> </td><td> </td><td> </td><td> </td><td> </td><td> </td></tr> <tr><td> </td><td> </td><td> </td><td> </td><td> </td><td> </td><td> </td><td> </td></tr> <tr><td> </td><td> </td><td> </td><td> </td><td> </td><td> </td><td> </td><td> </td></tr> </tbody> </table>				Name of Component	Name of Manufacturer	Manufacturer Serial Number	National Board No.	Other Identification	Year Built	Corrected, Removed, or Installed	ASME Code Stamped (Yes / No)	1-01A-0-550-H9	DUKE	NONE	NONE	NONE	1972	Corrected	NO																																																																
Name of Component	Name of Manufacturer	Manufacturer Serial Number	National Board No.	Other Identification	Year Built	Corrected, Removed, or Installed	ASME Code Stamped (Yes / No)																																																																												
1-01A-0-550-H9	DUKE	NONE	NONE	NONE	1972	Corrected	NO																																																																												
7. Description of Work replace upper rod assembly																																																																																			
8. Test Conducted <div style="display: flex; justify-content: space-between; align-items: flex-start;"> <div> <input type="checkbox"/> Hydrostatic <input type="checkbox"/> Pneumatic <input type="checkbox"/> Nominal Operating Pressure <input checked="" type="checkbox"/> Exempt <input type="checkbox"/> Other _____ </div> <div style="text-align: center;"> Pressure _____ PSI Test Temperature _____ °F </div> </div>																																																																																			

Form NIS-2 Owner's Report for Repair/Replacement Activity

As required by the provisions of the ASME Code Section XI

Work Order Number

1894714

Sheet

2 of 2

9. Remarks (Applicable Manufacturer's Data Reports to be attached)

① Sway strut assembly, UTC: 0000892476, Trace: M P/N#211, M ON054287 PO#N43027 (1)

②

③

④

⑤

⑥

⑦

⑧

⑨

⑩

CERTIFICATE OF COMPLIANCE

I certify that the statements made in the report are correct and that this conforms to the requirements of the ASME Code, Section XI.

Type Code Symbol Stamp

Not Applicable

Certificate of Authorization Number

Not Applicable

Expiration Date

Not Applicable

Signed

Anna W. Qiu, Engineer I
Owner or Owner's Designee, Title

Date

5-4-11

CERTIFICATE OF INSERVICE INSPECTION

I, the undersigned, holding a valid commission issued by the National Board of Boiler and Pressure Vessel Inspectors and the State or Province of North Carolina and employed by HSB CT of Hartford, Connecticut have inspected the components described in this Owner's Report during the period 5/24/11 to 6/23/11, and state that to the best of my knowledge and belief, the Owner has performed examinations and taken corrective measures described in this Owner's Report in accordance with the requirements of the ASME Code, Section XI.

By signing this certificate neither the Inspector nor his employer makes any warranty, expressed or implied, concerning the examinations and corrective measures described in this Owner's Report. Furthermore, neither the Inspector nor his employer shall be liable in any manner for any personal injury or property damage or a loss of any kind arising from or connected with this inspection.

Nancy C. Richter Shyκτη
Inspector's Signature

Commissions

NB8447ABNI

National Board, State, Province, and Endorsements

Date

6/23/11

As required by the provisions of the ASME Code Section XI

<div style="display: inline-block; border: 1px solid black; padding: 2px;">Work Order Number 1964436</div> <div style="display: inline-block; border: 1px solid black; padding: 2px; margin-left: 10px;">Sheet 1 of 2</div>																																																																																				
1. Owner Duke Energy Carolinas, LLC 526 South Church Street Charlotte, NC 28201-1006		2. Plant Oconee Nuclear Station 7800 Rochester Hwy Seneca, SC 29672			Unit ONS - 1 <hr/> Date 1/13/2011																																																																															
3. Work Performed by Duke Energy Carolinas, LLC 526 South Church Street Charlotte, NC 28201-1006		<div style="border: 1px solid black; padding: 2px;"> Type Code Symbol Stamp Not Applicable </div> <div style="border: 1px solid black; padding: 2px;"> Authorization Number Not Applicable </div> <div style="border: 1px solid black; padding: 2px;"> Expiration Date Not Applicable </div>																																																																																		
4. Identification of System, ASME Class <div style="text-align: center;">High Pressure Injection, ASME Class 2</div>																																																																																				
5. (a) Applicable Construction Code: <u>USAS B31.7</u> 19 <u>69</u> Edition, <u>No</u> Addenda, <u>no</u> Code Case (b) Applicable Edition Section XI Utilized For R/R Activity 19 <u>98</u> Edition, <u>2000</u> Addenda. (c) Applicable Section XI Code Case(s) <u>none</u>																																																																																				
6. Identification of Components <table border="1" style="width: 100%; border-collapse: collapse; text-align: center;"> <thead> <tr> <th style="width: 12%;">Name of Component</th> <th style="width: 12%;">Name of Manufacturer</th> <th style="width: 12%;">Manufacturer Serial Number</th> <th style="width: 12%;">National Board No.</th> <th style="width: 12%;">Other Identification</th> <th style="width: 8%;">Year Built</th> <th style="width: 12%;">Corrected, Removed, or Installed</th> <th style="width: 12%;">ASME Code Stamped (Yes / No)</th> </tr> </thead> <tbody> <tr> <td>1HP-5</td> <td>Anchor Darling</td> <td>V2223-0007</td> <td>21</td> <td>ASME Cert N-2865</td> <td>1994</td> <td>Corrected</td> <td>YES</td> </tr> <tr><td> </td><td> </td><td> </td><td> </td><td> </td><td> </td><td> </td><td> </td></tr> <tr><td> </td><td> </td><td> </td><td> </td><td> </td><td> </td><td> </td><td> </td></tr> <tr><td> </td><td> </td><td> </td><td> </td><td> </td><td> </td><td> </td><td> </td></tr> <tr><td> </td><td> </td><td> </td><td> </td><td> </td><td> </td><td> </td><td> </td></tr> <tr><td> </td><td> </td><td> </td><td> </td><td> </td><td> </td><td> </td><td> </td></tr> <tr><td> </td><td> </td><td> </td><td> </td><td> </td><td> </td><td> </td><td> </td></tr> <tr><td> </td><td> </td><td> </td><td> </td><td> </td><td> </td><td> </td><td> </td></tr> <tr><td> </td><td> </td><td> </td><td> </td><td> </td><td> </td><td> </td><td> </td></tr> </tbody> </table>					Name of Component	Name of Manufacturer	Manufacturer Serial Number	National Board No.	Other Identification	Year Built	Corrected, Removed, or Installed	ASME Code Stamped (Yes / No)	1HP-5	Anchor Darling	V2223-0007	21	ASME Cert N-2865	1994	Corrected	YES																																																																
Name of Component	Name of Manufacturer	Manufacturer Serial Number	National Board No.	Other Identification	Year Built	Corrected, Removed, or Installed	ASME Code Stamped (Yes / No)																																																																													
1HP-5	Anchor Darling	V2223-0007	21	ASME Cert N-2865	1994	Corrected	YES																																																																													
7. Description of Work Replaced main disc ball and studs under repair WO during valve dissassembly																																																																																				
8. Test Conducted <div style="display: flex; justify-content: space-between; align-items: flex-end;"> <div> <input type="checkbox"/> Hydrostatic <input type="checkbox"/> Pneumatic <input type="checkbox"/> Nominal Operating Pressure <input checked="" type="checkbox"/> Exempt <input type="checkbox"/> Other _____ </div> <div> Pressure _____ PSI Test Temperature _____ °F </div> </div>																																																																																				

Form NIS-2 Owner's Report for Repair/Replacement Activity

As required by the provisions of the ASME Code Section XI

Work Order Number	Sheet
1964436	2 of 2

9. Remarks (Applicable Manufacturer's Data Reports to be attached)

① Per WO a new disc ball and new studs were replaced under site procedure. Ball was CID# 422635 UTC# 1051973 (PN# 27-16-20-0001-0025 HT # 725567) and studs CID# 297447 & UTC# 1847396

- ②
- ③
- ④
- ⑤
- ⑥
- ⑦
- ⑧
- ⑨
- ⑩

CERTIFICATE OF COMPLIANCE

I certify that the statements made in the report are correct and that this conforms to the requirements of the ASME Code, Section XI.

Type Code Symbol Stamp _____ Not Applicable

Certificate of Authorization Number _____ Not Applicable Expiration Date _____ Not Applicable

Signed Sandy H Clark Sandy H Clark Sr Engineer Date 1/13/2011 1/26/2011
Owner or Owner's Designee, Title

CERTIFICATE OF INSERVICE INSPECTION

I, the undersigned, holding a valid commission issued by the National Board of Boiler and Pressure Vessel Inspectors and the State or Province of South Carolina and employed by HSB CT of Hartford, Connecticut have inspected the components described in this Owner's Report during the period 5/25/11 to 7/14/11, and state that to the best of my knowledge and belief, the Owner has performed examinations and taken corrective measures described in this Owner's Report in accordance with the requirements of the ASME Code, Section XI.

By signing this certificate neither the Inspector nor his employer makes any warranty, expressed or implied, concerning the examinations and corrective measures described in this Owner's Report. Furthermore, neither the Inspector nor his employer shall be liable in any manner for any personal injury or property damage or a loss of any kind arising from or connected with this inspection.

Nancy C Ritchie Shyken Commissions NB8447 ABNT 13048, 201, ANI
Inspector's Signature National Board, State, Province, and Endorsements

Date 7/14/11

Form NIS-2 Owner's Report for Repair/Replacement Activity

As required by the provisions of the ASME Code Section XI

<table border="1" style="display: inline-table; border-collapse: collapse;"> <tr> <td style="padding: 2px 5px;">Work Order Number</td> <td style="padding: 2px 5px;">01962788</td> </tr> </table>					Work Order Number	01962788	<table border="1" style="display: inline-table; border-collapse: collapse;"> <tr> <td style="padding: 2px 5px;">Sheet</td> <td style="padding: 2px 5px;">1 of 2</td> </tr> </table>			Sheet	1 of 2																																																																												
Work Order Number	01962788																																																																																						
Sheet	1 of 2																																																																																						
1. Owner Duke Energy Carolinas, LLC 526 South Church Street Charlotte, NC 28201-1006			2. Plant Oconee Nuclear Station 7800 Rochester Hwy Seneca, SC 29672			<table border="1" style="display: inline-table; border-collapse: collapse;"> <tr> <td style="padding: 2px 5px;">Unit</td> <td style="padding: 2px 5px;">ONS - 1</td> </tr> <tr> <td style="padding: 2px 5px;">Date</td> <td style="padding: 2px 5px;">4/26/2011</td> </tr> </table>		Unit	ONS - 1	Date	4/26/2011																																																																												
Unit	ONS - 1																																																																																						
Date	4/26/2011																																																																																						
3. Work Performed by Duke Energy Carolinas, LLC 526 South Church Street Charlotte, NC 28201-1006					<table border="1" style="display: inline-table; border-collapse: collapse;"> <tr> <td style="padding: 2px 5px;">Type Code Symbol Stamp</td> <td style="padding: 2px 5px;">Not Applicable</td> </tr> <tr> <td style="padding: 2px 5px;">Authorization Number</td> <td style="padding: 2px 5px;">Not Applicable</td> </tr> <tr> <td style="padding: 2px 5px;">Expiration Date</td> <td style="padding: 2px 5px;">Not Applicable</td> </tr> </table>			Type Code Symbol Stamp	Not Applicable	Authorization Number	Not Applicable	Expiration Date	Not Applicable																																																																										
Type Code Symbol Stamp	Not Applicable																																																																																						
Authorization Number	Not Applicable																																																																																						
Expiration Date	Not Applicable																																																																																						
4. Identification of System, ASME Class LPSW - Piping to 1B Reactor Building Cooling Unit (RBCU) Coils , ASME Class 2																																																																																							
5. (a) Applicable Construction Code: <u>USAS B31.1</u> 19 <u>67</u> Edition, <u>No</u> Addenda, <u>No</u> Code Case (b) Applicable Edition Section XI Utilized For R/R Activity 19 <u>98</u> Edition, <u>2000</u> Addenda. (c) Applicable Section XI Code Case(s) <u>None</u>																																																																																							
6. Identification of Components <table border="1" style="width:100%; border-collapse: collapse; text-align: center;"> <thead> <tr> <th style="padding: 5px;">Name of Component</th> <th style="padding: 5px;">Name of Manufacturer</th> <th style="padding: 5px;">Manufacturer Serial Number</th> <th style="padding: 5px;">National Board No.</th> <th style="padding: 5px;">Other Identification</th> <th style="padding: 5px;">Year Built</th> <th style="padding: 5px;">Corrected, Removed, or Installed</th> <th style="padding: 5px;">ASME Code Stamped (Yes / No)</th> </tr> </thead> <tbody> <tr> <td style="padding: 5px;">1B RBCU Coil bolting - for coils 1,2, 3 & 4 (1)</td> <td style="padding: 5px;">Duke</td> <td style="padding: 5px;">Unknown</td> <td style="padding: 5px;">None</td> <td style="padding: 5px;">See Remarks</td> <td style="padding: 5px;">2011</td> <td style="padding: 5px;">Installed</td> <td style="padding: 5px;">NO</td> </tr> <tr><td> </td><td> </td><td> </td><td> </td><td> </td><td> </td><td> </td><td> </td></tr> <tr><td> </td><td> </td><td> </td><td> </td><td> </td><td> </td><td> </td><td> </td></tr> <tr><td> </td><td> </td><td> </td><td> </td><td> </td><td> </td><td> </td><td> </td></tr> <tr><td> </td><td> </td><td> </td><td> </td><td> </td><td> </td><td> </td><td> </td></tr> <tr><td> </td><td> </td><td> </td><td> </td><td> </td><td> </td><td> </td><td> </td></tr> <tr><td> </td><td> </td><td> </td><td> </td><td> </td><td> </td><td> </td><td> </td></tr> <tr><td> </td><td> </td><td> </td><td> </td><td> </td><td> </td><td> </td><td> </td></tr> <tr><td> </td><td> </td><td> </td><td> </td><td> </td><td> </td><td> </td><td> </td></tr> </tbody> </table>								Name of Component	Name of Manufacturer	Manufacturer Serial Number	National Board No.	Other Identification	Year Built	Corrected, Removed, or Installed	ASME Code Stamped (Yes / No)	1B RBCU Coil bolting - for coils 1,2, 3 & 4 (1)	Duke	Unknown	None	See Remarks	2011	Installed	NO																																																																
Name of Component	Name of Manufacturer	Manufacturer Serial Number	National Board No.	Other Identification	Year Built	Corrected, Removed, or Installed	ASME Code Stamped (Yes / No)																																																																																
1B RBCU Coil bolting - for coils 1,2, 3 & 4 (1)	Duke	Unknown	None	See Remarks	2011	Installed	NO																																																																																
7. Description of Work Corrective work on the 1B RBCU Coils # 1, #2, #3 & #4 (tube cleaning) required removal of the cooler waterbox. This involved disassembling the Low Pressure Service (LPSW) piping from the coils. The 5/8-inch diameter LPSW piping bolting material for piping-to-coil flanges required replacement due to surface degradation.																																																																																							
8. Test Conducted <div style="display: flex; justify-content: space-between; align-items: flex-start;"> <div> <input type="checkbox"/> Hydrostatic Pressure _____ PSI </div> <div> <input type="checkbox"/> Pneumatic Test Temperature _____ °F </div> <div> <input type="checkbox"/> Nominal Operating Pressure </div> <div> <input checked="" type="checkbox"/> Exempt </div> <div> <input type="checkbox"/> Other _____ </div> </div>																																																																																							

Form NIS-2 Owner's Report for Repair/Replacement Activity

As required by the provisions of the ASME Code Section XI

Work Order Number

01962788

Sheet

2 of 2

9. Remarks (Applicable Manufacturer's Data Reports to be attached)

① Replaced one hundred twenty-eight (128) 5/8-inch diameter nuts and sixty-four (64) 5/8-inch diameter studs on the 1B RBCU, #1, #2, #3 and #4 Coils' flanges. The Catalog ID # for the nuts is 293556 and the UTC #'s is 0001968890. The Catalog ID # for the stud material (threaded rod) is 297412 and the UTC # is 0001972896.

②

③

④

⑤

⑥

⑦

⑧

⑨

⑩

CERTIFICATE OF COMPLIANCE

I certify that the statements made in the report are correct and that this conforms to the requirements of the ASME Code, Section XI.

Type Code Symbol Stamp _____ Not Applicable

Certificate of Authorization Number _____ Not Applicable Expiration Date _____ Not Applicable

Signed James H. Patton engineer Date 4/29/2011
Owner or Owner's Designee, Title

CERTIFICATE OF INSERVICE INSPECTION

I, the undersigned, holding a valid commission issued by the National Board of Boiler and Pressure Vessel Inspectors and the State or Province of North Carolina and employed by HSB CT of Hartford, Connecticut have inspected the components described in this Owner's Report during the period 7/12/11 to 7/12/11, and state that to the best of my knowledge and belief, the Owner has performed examinations and taken corrective measures described in this Owner's Report in accordance with the requirements of the ASME Code, Section XI.

By signing this certificate neither the Inspector nor his employer makes any warranty, expressed or implied, concerning the examinations and corrective measures described in this Owner's Report. Furthermore, neither the Inspector nor his employer shall be liable in any manner for any personal injury or property damage or a loss of any kind arising from or connected with this inspection.

Nancy C. Ritchie-Smyth Commissions NB8447ABNI
Inspector's Signature National Board, State, Province, and Endorsements

Date 7/12/11

Form NIS-2 Owner's Report for Repair/Replacement Activity

As required by the provisions of the ASME Code Section XI

		Work Order Number 01932479	Sheet 1 of 2																																																																																
1. Owner Duke Energy Carolinas, LLC 526 South Church Street Charlotte, NC 28201-1006	2. Plant Oconee Nuclear Station 7800 Rochester Hwy Seneca, SC 29672	Unit ONS - 1 Date 4/26/2011																																																																																	
3. Work Performed by Duke Energy Carolinas, LLC 526 South Church Street Charlotte, NC 28201-1006		<table border="1" style="width: 100%; border-collapse: collapse;"> <tr> <td style="text-align: center;">Type Code Symbol Stamp</td> </tr> <tr> <td style="text-align: center;">Not Applicable</td> </tr> <tr> <td style="text-align: center;">Authorization Number</td> </tr> <tr> <td style="text-align: center;">Not Applicable</td> </tr> <tr> <td style="text-align: center;">Expiration Date</td> </tr> <tr> <td style="text-align: center;">Not Applicable</td> </tr> </table>		Type Code Symbol Stamp	Not Applicable	Authorization Number	Not Applicable	Expiration Date	Not Applicable																																																																										
Type Code Symbol Stamp																																																																																			
Not Applicable																																																																																			
Authorization Number																																																																																			
Not Applicable																																																																																			
Expiration Date																																																																																			
Not Applicable																																																																																			
4. Identification of System, ASME Class LPSW - Piping to 1C Reactor Building Cooling Unit (RBCU) Coils , ASME Class 2																																																																																			
5. (a) Applicable Construction Code: <u>USAS B31.1</u> 19 <u>67</u> Edition, <u>No</u> Addenda, <u>No</u> Code Case (b) Applicable Edition Section XI Utilized For R/R Activity 19 <u>98</u> Edition, <u>2000</u> Addenda. (c) Applicable Section XI Code Case(s) <u>None</u>																																																																																			
6. Identification of Components <table border="1" style="width: 100%; border-collapse: collapse; text-align: center;"> <thead> <tr> <th style="width: 12.5%;">Name of Component</th> <th style="width: 12.5%;">Name of Manufacturer</th> <th style="width: 12.5%;">Manufacturer Serial Number</th> <th style="width: 12.5%;">National Board No.</th> <th style="width: 12.5%;">Other Identification</th> <th style="width: 12.5%;">Year Built</th> <th style="width: 12.5%;">Corrected, Removed, or Installed</th> <th style="width: 12.5%;">ASME Code Stamped (Yes / No)</th> </tr> </thead> <tbody> <tr> <td>1C RBCU Coil bolting - for coils 1, 2, 3 & 4 (1)</td> <td>Duke</td> <td>Unknown</td> <td>None</td> <td>See Remarks</td> <td>2011</td> <td>Installed</td> <td>NO</td> </tr> <tr><td> </td><td> </td><td> </td><td> </td><td> </td><td> </td><td> </td><td> </td></tr> <tr><td> </td><td> </td><td> </td><td> </td><td> </td><td> </td><td> </td><td> </td></tr> <tr><td> </td><td> </td><td> </td><td> </td><td> </td><td> </td><td> </td><td> </td></tr> <tr><td> </td><td> </td><td> </td><td> </td><td> </td><td> </td><td> </td><td> </td></tr> <tr><td> </td><td> </td><td> </td><td> </td><td> </td><td> </td><td> </td><td> </td></tr> <tr><td> </td><td> </td><td> </td><td> </td><td> </td><td> </td><td> </td><td> </td></tr> <tr><td> </td><td> </td><td> </td><td> </td><td> </td><td> </td><td> </td><td> </td></tr> <tr><td> </td><td> </td><td> </td><td> </td><td> </td><td> </td><td> </td><td> </td></tr> </tbody> </table>				Name of Component	Name of Manufacturer	Manufacturer Serial Number	National Board No.	Other Identification	Year Built	Corrected, Removed, or Installed	ASME Code Stamped (Yes / No)	1C RBCU Coil bolting - for coils 1, 2, 3 & 4 (1)	Duke	Unknown	None	See Remarks	2011	Installed	NO																																																																
Name of Component	Name of Manufacturer	Manufacturer Serial Number	National Board No.	Other Identification	Year Built	Corrected, Removed, or Installed	ASME Code Stamped (Yes / No)																																																																												
1C RBCU Coil bolting - for coils 1, 2, 3 & 4 (1)	Duke	Unknown	None	See Remarks	2011	Installed	NO																																																																												
7. Description of Work Corrective work on the 1C RBCU Coils # 1, #2, #3 & #4 (tube cleaning) required removal of the cooler waterbox. This involved disassembling the Low Pressure Service (LPSW) piping from the coils. The 5/8-inch diameter LPSW piping bolting material for piping-to-coil flanges required replacement due to surface degradation.																																																																																			
8. Test Conducted <div style="display: flex; justify-content: space-between; align-items: flex-start;"> <div> <input type="checkbox"/> Hydrostatic <input type="checkbox"/> Pneumatic <input type="checkbox"/> Nominal Operating Pressure <input checked="" type="checkbox"/> Exempt <input type="checkbox"/> Other _____ </div> <div style="text-align: center;"> Pressure _____ PSI Test Temperature _____ °F </div> </div>																																																																																			

Form NIS-2 Owner's Report for Repair/Replacement Activity

As required by the provisions of the ASME Code Section XI

Work Order Number

01932479

Sheet

2 of 2

9. Remarks (Applicable Manufacturer's Data Reports to be attached)

① Replaced one hundred twenty-eight (128) 5/8-inch diameter nuts and sixty-four (64) 5/8-inch diameter studs on the 1C RBCU, #1, #2, #3 and #4 Coils' flanges. The Catalog ID # for the nuts is 293556 and the UTC #'s is 0001968890. The Catalog ID # for the stud material (threaded rod) is 297412 and the UTC # is 0001971081.

②

③

④

⑤

⑥

⑦

⑧

⑨

⑩

CERTIFICATE OF COMPLIANCE

I certify that the statements made in the report are correct and that this conforms to the requirements of the ASME Code, Section XI.

Type Code Symbol Stamp _____ Not Applicable

Certificate of Authorization Number _____ Not Applicable Expiration Date _____ Not Applicable

Signed James H. Patton engineer Date 4/29/2011
Owner or Owner's Designee, Title

CERTIFICATE OF INSERVICE INSPECTION

I, the undersigned, holding a valid commission issued by the National Board of Boiler and Pressure Vessel Inspectors and the State or Province of North Carolina and employed by HSB CT of Hartford, Connecticut have inspected the components described in this Owner's Report during the period 7/12/11 to 7/12/11, and state that to the best of my knowledge and belief, the Owner has performed examinations and taken corrective measures described in this Owner's Report in accordance with the requirements of the ASME Code, Section XI.

By signing this certificate neither the Inspector nor his employer makes any warranty, expressed or implied, concerning the examinations and corrective measures described in this Owner's Report. Furthermore, neither the Inspector nor his employer shall be liable in any manner for any personal injury or property damage or a loss of any kind arising from or connected with this inspection.

Nancy C. Ritchie-Slayton Commissions NB8447 ABNI
Inspector's Signature National Board, State, Province, and Endorsements

Date 7/12/11

Form NIS-2 Owner's Report for Repair/Replacement Activity

As required by the provisions of the ASME Code Section XI

<table border="1" style="float: right; width: 150px;"> <tr> <td style="padding: 2px;">Work Order Number</td> <td style="text-align: center; padding: 2px;">01978272</td> </tr> <tr> <td style="padding: 2px;">Sheet</td> <td style="text-align: center; padding: 2px;">1 of 2</td> </tr> </table>					Work Order Number	01978272	Sheet	1 of 2																																																																												
Work Order Number	01978272																																																																																			
Sheet	1 of 2																																																																																			
1. Owner Duke Energy Carolinas, LLC 526 South Church Street Charlotte, NC 28201-1006	2. Plant Oconee Nuclear Station 7800 Rochester Hwy Seneca, SC 29672			Unit ONS - 1																																																																																
3. Work Performed by Duke Energy Carolinas, LLC 526 South Church Street Charlotte, NC 28201-1006			<table border="1" style="width: 100%;"> <tr> <td style="padding: 2px;">Type Code Symbol Stamp</td> <td style="text-align: center; padding: 2px;">Not Applicable</td> </tr> <tr> <td style="padding: 2px;">Authorization Number</td> <td style="text-align: center; padding: 2px;">Not Applicable</td> </tr> <tr> <td style="padding: 2px;">Expiration Date</td> <td style="text-align: center; padding: 2px;">Not Applicable</td> </tr> </table>		Type Code Symbol Stamp	Not Applicable	Authorization Number	Not Applicable	Expiration Date	Not Applicable																																																																										
Type Code Symbol Stamp	Not Applicable																																																																																			
Authorization Number	Not Applicable																																																																																			
Expiration Date	Not Applicable																																																																																			
4. Identification of System, ASME Class <div style="text-align: center;">Reactor Building Spray System, ASME Class 2</div>																																																																																				
5. (a) Applicable Construction Code: <u>USAS B31.7</u> 19 <u>69</u> Edition, <u>No</u> Addenda, <u>No</u> Code Case (b) Applicable Edition Section XI Utilized For R/R Activity 19 <u>98</u> Edition, <u>2000</u> Addenda. (c) Applicable Section XI Code Case(s) <u>None</u>																																																																																				
6. Identification of Components <table border="1" style="width: 100%; border-collapse: collapse; text-align: center;"> <thead> <tr> <th style="width: 12.5%;">Name of Component</th> <th style="width: 12.5%;">Name of Manufacturer</th> <th style="width: 12.5%;">Manufacturer Serial Number</th> <th style="width: 12.5%;">National Board No.</th> <th style="width: 12.5%;">Other Identification</th> <th style="width: 12.5%;">Year Built</th> <th style="width: 12.5%;">Corrected, Removed, or Installed</th> <th style="width: 12.5%;">ASME Code Stamped (Yes / No)</th> </tr> </thead> <tbody> <tr> <td>Piping</td> <td>DEC</td> <td>None</td> <td>None</td> <td>None</td> <td>2011</td> <td>Installed</td> <td>NO</td> </tr> <tr><td> </td><td> </td><td> </td><td> </td><td> </td><td> </td><td> </td><td> </td></tr> <tr><td> </td><td> </td><td> </td><td> </td><td> </td><td> </td><td> </td><td> </td></tr> <tr><td> </td><td> </td><td> </td><td> </td><td> </td><td> </td><td> </td><td> </td></tr> <tr><td> </td><td> </td><td> </td><td> </td><td> </td><td> </td><td> </td><td> </td></tr> <tr><td> </td><td> </td><td> </td><td> </td><td> </td><td> </td><td> </td><td> </td></tr> <tr><td> </td><td> </td><td> </td><td> </td><td> </td><td> </td><td> </td><td> </td></tr> <tr><td> </td><td> </td><td> </td><td> </td><td> </td><td> </td><td> </td><td> </td></tr> <tr><td> </td><td> </td><td> </td><td> </td><td> </td><td> </td><td> </td><td> </td></tr> </tbody> </table>					Name of Component	Name of Manufacturer	Manufacturer Serial Number	National Board No.	Other Identification	Year Built	Corrected, Removed, or Installed	ASME Code Stamped (Yes / No)	Piping	DEC	None	None	None	2011	Installed	NO																																																																
Name of Component	Name of Manufacturer	Manufacturer Serial Number	National Board No.	Other Identification	Year Built	Corrected, Removed, or Installed	ASME Code Stamped (Yes / No)																																																																													
Piping	DEC	None	None	None	2011	Installed	NO																																																																													
7. Description of Work EC105917 installed 2" inspection ports on the 1B Building Spray line.																																																																																				
8. Test Conducted <div style="display: flex; justify-content: space-between; align-items: flex-end;"> <div> <input type="checkbox"/> Hydrostatic <input type="checkbox"/> Pneumatic <input checked="" type="checkbox"/> Nominal Operating Pressure <input type="checkbox"/> Exempt <input type="checkbox"/> Other _____ </div> <div> Pressure _____ PSI Test Temperature _____ °F </div> </div>																																																																																				

Form NIS-2 Owner's Report for Repair/Replacement Activity

As required by the provisions of the ASME Code Section XI

Work Order Number

01978272

Sheet

2 of 2

9. Remarks (Applicable Manufacturer's Data Reports to be attached)

1

2

3

4

5

6

7

8

9

10

CERTIFICATE OF COMPLIANCE

I certify that the statements made in the report are correct and that this conforms to the requirements of the ASME Code, Section XI.

Type Code Symbol Stamp Not Applicable

Certificate of Authorization Number Not Applicable Expiration Date Not Applicable

Signed Rick Burgess Rick Burgess, Sr. Technical Specialist Date 6/11/2011
Owner or Owner's Designee, Title

CERTIFICATE OF INSERVICE INSPECTION

I, the undersigned, holding a valid commission issued by the National Board of Boiler and Pressure Vessel Inspectors and the State or Province of North Carolina and employed by HSB CT of Hartford, Connecticut have inspected the components described in this Owner's Report during the period 6/23/11 to 7/11/11, and state that to the best of my knowledge and belief, the Owner has performed examinations and taken corrective measures described in this Owner's Report in accordance with the requirements of the ASME Code, Section XI.

By signing this certificate neither the Inspector nor his employer makes any warranty, expressed or implied, concerning the examinations and corrective measures described in this Owner's Report. Furthermore, neither the Inspector nor his employer shall be liable in any manner for any personal injury or property damage or a loss of any kind arising from or connected with this inspection.

Dorey C. Bletcher-Slaughter
Inspector's Signature

Commissions

NB8447 ABNI
National Board, State, Province, and Endorsements

Date 7/11/11

Form NIS-2 Owner's Report for Repair/Replacement Activities

As required by the provisions of the ASME Code Section XI

1. Owner Duke Energy Carolinas, LLC 526 South Church Street Charlotte, NC 28201-1006		2. Plant Oconee Nuclear Station 7800 Rochester Hwy Seneca, SC 29672-0752		Work Order Number 01932697 - 07	Sheet Page 1 of 2		
3. Work Performed By Duke Energy Carolinas, LLC 526 South Church Street Charlotte, NC 28201-1006				Type Code Symbol Stamp Not Applicable	Unit 1		
				Authorization Number Not Applicable	Date 5/3/2011		
				Expiration Date Not Applicable			
4. Identification of Systems, ASME Class Main Steam , ASME Class 2							
5. (a) Applicable Construction Code: <u>USAS B31.7</u> 1998 Edition, No Addenda No Code Case (b) Applicable Edition Section XI Utilized For R/R Activity <u>1998</u> Edition, 2000 Addenda (c) Applicable Section XI Codes Cases(s) <u>None</u>							
6. Identification of Components							
Name of Component	Manufacturer	Manufacturer Serial Number	National Board No	Other Identification	Year Built	Corrected, Removed or Installed	ASME Code Stamped (Yes/No)
1-01A-D-550-R9-3	Anvil	37422	UNK	UTC 1977241	UNK	Installed	No
1) 1-01A-D-550-R9-3	Anvil	33611	UNK	N/A	UNK	Removed	No
7. Description of Work Replaced snubber due to seal life							
8. Test Conducted <input type="checkbox"/> Hydrostatic <input type="checkbox"/> Pneumatic <input type="checkbox"/> Nominal Operating Pressure <input checked="" type="checkbox"/> Exempt <input checked="" type="checkbox"/> Other <u>Visual</u> AMS 6-28-11 Pressure PSI Test Temperature Deg. F							

Form NIS-2 Owner's Report for Repair/Replacement Activities

As required by the provisions of the ASME Code Section XI

Work Order Number	Sheet
01932697 - 07	Page 2 of 2

7. Remarks (Applicable Manufacturer's Data Reports to be attached)

1) Replaced snubber due to seal life

CERTIFICATION OF COMPLIANCE

I certify that the statements made in the report are correct and that this conforms to the requirements of the ASME Code, Section XI

Type Code Symbol Stamp	Not Applicable		
Certificate of Authorization Number	Not Applicable	Expiration Date	Not Applicable
Signed	<u>Ronald Thibault, Sr. Eng.</u>	Date	<u>5/3/11</u>
<small>Owner or Owner's Designee, Title</small>			

CERTIFICATION OF INSERVICE INSPECTION

I, the undersigned, holding a valid commission issued by the National Board of Boiler and Pressure Vessel Inspectors and State or province of North Carolina and employed by HSB CT of Hartford, Connecticut have inspected the components described in the Owner's Report during the period 7/14/11 to 7/19/11, and state that to the best of my knowledge and belief, the Owner has performed examinations and taken corrective measures described in this Owner's Report in accordance with the requirements of the ASME Code, Section XI.

By signing this certificate neither the inspector nor his employer make any warranty, expressed or implied, concerning the examinations and corrective measures described in this Owner's Report. Furthermore, neither the inspector nor his employer shall be liable in any manner for any personal injury or property damage or a loss of any kind arising from or connected with this inspection.

<u>Nancy C. Ritchie-Snyder</u>	Commission(s)	<u>NB8447AB NI</u>
<small>Inspector's Signature</small>	<small>National Board, State, Province, and Endorsements</small>	

Date 7/19/11

As required by the provisions of the ASME Code Section XI

					Work Order Number 01889942		Sheet 1 of 2	
1. Owner Duke Energy Carolinas, LLC 526 South Church Street Charlotte, NC 28201-1006			2. Plant Oconee Nuclear Station 7800 Rochester Hwy Seneca, SC 29672				Unit ONS - 1 Date 4/27/2011	
3. Work Performed by Duke Energy Carolinas, LLC 526 South Church Street Charlotte, NC 28201-1006					Type Code Symbol Stamp Not Applicable			
					Authorization Number Not Applicable			
					Expiration Date Not Applicable			
4. Identification of System, ASME Class RCP SEAL FLOW CONTROL, ASME Class 2								
5. (a) Applicable Construction Code: <u>USAS B31.7</u> 19 <u>69</u> Edition, <u>No</u> Addenda, <u>No</u> Code Case (b) Applicable Edition Section XI Utilized For R/R Activity 19 <u>98</u> Edition, <u>2000</u> Addenda. (c) Applicable Section XI Code Case(s) <u>None</u>								
6. Identification of Components								
Name of Component	Name of Manufacturer	Manufacturer Serial Number	National Board No.	Other Identification	Year Built	Corrected, Removed, or Installed	ASME Code Stamped (Yes / No)	
1HP-31	Fisher	400602-1-1	UKN	Part # 14A3722X252	2010	Corrected	NO	
7. Description of Work Replaced Plug/Stem Assembly								
8. Test Conducted <input type="checkbox"/> Hydrostatic <input type="checkbox"/> Pneumatic <input type="checkbox"/> Nominal Operating Pressure <input checked="" type="checkbox"/> Exempt <input type="checkbox"/> Other _____ Pressure _____ PSI Test Temperature _____ °F								

Form NIS-2 Owner's Report for Repair/Replacement Activity

As required by the provisions of the ASME Code Section XI

Work Order Number	Sheet
01889942	2 of 2

9. Remarks (Applicable Manufacturer's Data Reports to be attached)

① Stem/Plug Assembly CID 860541, UTC 1971243, Part # 14A3722X252, Data Report (23 pages)

②

③

④

⑤

⑥

⑦

⑧

⑨

⑩

CERTIFICATE OF COMPLIANCE

I certify that the statements made in the report are correct and that this conforms to the requirements of the ASME Code, Section XI.

Type Code Symbol Stamp _____ Not Applicable

Certificate of Authorization Number _____ Not Applicable Expiration Date _____ Not Applicable

Signed Robert Bell Robert Bell, Tech Spec IV Date 4/27/2011
Owner or Owner's Designee, Title

CERTIFICATE OF INSERVICE INSPECTION

I, the undersigned, holding a valid commission issued by the National Board of Boiler and Pressure Vessel Inspectors and the State or Province of North Carolina and employed by HSB CT of Hartford, Connecticut have inspected the components described in this Owner's Report during the period 7/19/11 to 7/19/11, and state that to the best of my knowledge and belief, the Owner has performed examinations and taken corrective measures described in this Owner's Report in accordance with the requirements of the ASME Code, Section XI.

By signing this certificate neither the Inspector nor his employer makes any warranty, expressed or implied, concerning the examinations and corrective measures described in this Owner's Report. Furthermore, neither the Inspector nor his employer shall be liable in any manner for any personal injury or property damage or a loss of any kind arising from or connected with this inspection.

Nancy C. Ritchie Shogler
Inspector's Signature

Commissions NB8447 ABNI
National Board, State, Province, and Endorsements

Date 7/19/11

Form NIS-2 Owner's Report for Repair/Replacement Activity

As required by the provisions of the ASME Code Section XI

<table border="1" style="width: 100%; border-collapse: collapse;"> <tr> <td style="width: 50%; padding: 2px;">Work Order Number <div style="text-align: center;">1845308</div></td> <td style="width: 50%; padding: 2px;">Sheet <div style="text-align: center;">1 of 2</div></td> </tr> </table>					Work Order Number <div style="text-align: center;">1845308</div>	Sheet <div style="text-align: center;">1 of 2</div>																																																																												
Work Order Number <div style="text-align: center;">1845308</div>	Sheet <div style="text-align: center;">1 of 2</div>																																																																																	
1. Owner Duke Energy Carolinas, LLC 526 South Church Street Charlotte, NC 28201-1006	2. Plant Oconee Nuclear Station 7800 Rochester Hwy Seneca, SC 29672	<table border="1" style="width: 100%; border-collapse: collapse;"> <tr> <td style="padding: 2px;">Unit <div style="text-align: center;">ONS - 1</div></td> </tr> <tr> <td style="padding: 2px;">Date <div style="text-align: center;">1/27/2010</div></td> </tr> </table>	Unit <div style="text-align: center;">ONS - 1</div>	Date <div style="text-align: center;">1/27/2010</div>																																																																														
Unit <div style="text-align: center;">ONS - 1</div>																																																																																		
Date <div style="text-align: center;">1/27/2010</div>																																																																																		
3. Work Performed by Duke Energy Carolinas, LLC 526 South Church Street Charlotte, NC 28201-1006		<table border="1" style="width: 100%; border-collapse: collapse;"> <tr> <td style="padding: 2px;">Type Code Symbol Stamp <div style="text-align: center;">Not Applicable</div></td> </tr> <tr> <td style="padding: 2px;">Authorization Number <div style="text-align: center;">Not Applicable</div></td> </tr> <tr> <td style="padding: 2px;">Expiration Date <div style="text-align: center;">Not Applicable</div></td> </tr> </table>	Type Code Symbol Stamp <div style="text-align: center;">Not Applicable</div>	Authorization Number <div style="text-align: center;">Not Applicable</div>	Expiration Date <div style="text-align: center;">Not Applicable</div>																																																																													
Type Code Symbol Stamp <div style="text-align: center;">Not Applicable</div>																																																																																		
Authorization Number <div style="text-align: center;">Not Applicable</div>																																																																																		
Expiration Date <div style="text-align: center;">Not Applicable</div>																																																																																		
4. Identification of System, ASME Class <div style="text-align: center;">Reactor Coolant System, ASME Class 1</div>																																																																																		
5. (a) Applicable Construction Code: <u>USAS B31.7</u> 19 <u>69</u> Edition, <u>No</u> Addenda, _____ Code Case (b) Applicable Edition Section XI Utilized For R/R Activity 19 <u>98</u> Edition, <u>2000</u> Addenda. (c) Applicable Section XI Code Case(s) _____																																																																																		
6. Identification of Components <table border="1" style="width: 100%; border-collapse: collapse; text-align: center;"> <thead> <tr> <th style="width: 12.5%;">Name of Component</th> <th style="width: 12.5%;">Name of Manufacturer</th> <th style="width: 12.5%;">Manufacturer Serial Number</th> <th style="width: 12.5%;">National Board No.</th> <th style="width: 12.5%;">Other Identification</th> <th style="width: 12.5%;">Year Built</th> <th style="width: 12.5%;">Corrected, Removed, or Installed</th> <th style="width: 12.5%;">ASME Code Stamped (Yes / No)</th> </tr> </thead> <tbody> <tr> <td>CRDM Motor Tube bolting</td> <td>UNK</td> <td>UNK</td> <td>N/A</td> <td>UNK</td> <td>UNK</td> <td>Removed</td> <td>NO</td> </tr> <tr> <td>CRDM Motor Tube bolting</td> <td>UNK</td> <td>UNK</td> <td>N/A</td> <td>See Remarks</td> <td>UNK</td> <td>Installed</td> <td>NO</td> </tr> <tr><td> </td><td> </td><td> </td><td> </td><td> </td><td> </td><td> </td><td> </td></tr> <tr><td> </td><td> </td><td> </td><td> </td><td> </td><td> </td><td> </td><td> </td></tr> <tr><td> </td><td> </td><td> </td><td> </td><td> </td><td> </td><td> </td><td> </td></tr> <tr><td> </td><td> </td><td> </td><td> </td><td> </td><td> </td><td> </td><td> </td></tr> <tr><td> </td><td> </td><td> </td><td> </td><td> </td><td> </td><td> </td><td> </td></tr> <tr><td> </td><td> </td><td> </td><td> </td><td> </td><td> </td><td> </td><td> </td></tr> <tr><td> </td><td> </td><td> </td><td> </td><td> </td><td> </td><td> </td><td> </td></tr> </tbody> </table>			Name of Component	Name of Manufacturer	Manufacturer Serial Number	National Board No.	Other Identification	Year Built	Corrected, Removed, or Installed	ASME Code Stamped (Yes / No)	CRDM Motor Tube bolting	UNK	UNK	N/A	UNK	UNK	Removed	NO	CRDM Motor Tube bolting	UNK	UNK	N/A	See Remarks	UNK	Installed	NO																																																								
Name of Component	Name of Manufacturer	Manufacturer Serial Number	National Board No.	Other Identification	Year Built	Corrected, Removed, or Installed	ASME Code Stamped (Yes / No)																																																																											
CRDM Motor Tube bolting	UNK	UNK	N/A	UNK	UNK	Removed	NO																																																																											
CRDM Motor Tube bolting	UNK	UNK	N/A	See Remarks	UNK	Installed	NO																																																																											
7. Description of Work Replace CRDM Motor Tube bolting and segment ring																																																																																		
8. Test Conducted <div style="display: flex; justify-content: space-between; align-items: flex-start;"> <div> <input type="checkbox"/> Hydrostatic <input type="checkbox"/> Pneumatic <input checked="" type="checkbox"/> Nominal Operating Pressure <input type="checkbox"/> Exempt <input type="checkbox"/> Other _____ </div> <div style="text-align: center;"> Pressure _____ PSI Test Temperature _____ °F </div> </div>																																																																																		

Form NIS-2 Owner's Report for Repair/Replacement Activity

As required by the provisions of the ASME Code Section XI

Work Order Number

1845308

Sheet

2 of 2

9. Remarks (Applicable Manufacturer's Data Reports to be attached)

① Segment Ring SA-320, UTC 1938103, PN 1006110-004
CRDM Bolting SA453 GR 660, UTC 1087309, PN 1006110-005

②

③

④

⑤

⑥

⑦

⑧

⑨

⑩

CERTIFICATE OF COMPLIANCE

I certify that the statements made in the report are correct and that this conforms to the requirements of the ASME Code, Section XI.

Type Code Symbol Stamp Not Applicable

Certificate of Authorization Number Not Applicable Expiration Date Not Applicable

Signed  Aaron Best, Engineer Date 1/27/2010

Owner or Owner's Designee, Title

CERTIFICATE OF INSERVICE INSPECTION

I, the undersigned, holding a valid commission issued by the National Board of Boiler and Pressure Vessel Inspectors and the State or Province of SOUTH CAROLINA and employed by HSB CT of Hartford, Connecticut have inspected the components described in this Owner's Report during the period 2-1-10 to 2-1-10, and state that to the best of my knowledge and belief, the Owner has performed examinations and taken corrective measures described in this Owner's Report in accordance with the requirements of the ASME Code, Section XI.

By signing this certificate neither the Inspector nor his employer makes any warranty, expressed or implied, concerning the examinations and corrective measures described in this Owner's Report. Furthermore, neither the Inspector nor his employer shall be liable in any manner for any personal injury or property damage or a loss of any kind arising from or connected with this inspection.


Inspector's Signature

Commissions SC 232 NIBOC 13
National Board, State, Province, and Endorsements

Date 2-1-10

Form NIS-2 Owner's Report for Repair/Replacement Activity

As required by the provisions of the ASME Code Section XI

				Work Order Number <div style="text-align: center;">1891891</div>		Sheet <div style="text-align: center;">1 of 2</div>																																																																																	
1. Owner <div style="text-align: center;">Duke Energy Carolinas, LLC 526 South Church Street Charlotte, NC 28201-1006</div>			2. Plant <div style="text-align: center;">Oconee Nuclear Station 7800 Rochester Hwy Seneca, SC 29672</div>			Unit <div style="text-align: center;">ONS - 1</div>																																																																																	
						Date <div style="text-align: center;">1/27/2010</div>																																																																																	
3. Work Performed by <div style="text-align: center;">Duke Energy Carolinas, LLC 526 South Church Street Charlotte, NC 28201-1006</div>				Type Code Symbol Stamp <div style="text-align: center;">Not Applicable</div>																																																																																			
				Authorization Number <div style="text-align: center;">Not Applicable</div>																																																																																			
				Expiration Date <div style="text-align: center;">Not Applicable</div>																																																																																			
4. Identification of System, ASME Class <div style="text-align: center;">Reactor Coolant System, ASME Class 1</div>																																																																																							
5. (a) Applicable Construction Code: <u>USAS B31.7</u> 19 <u>69</u> Edition, <u>No</u> Addenda, _____ Code Case (b) Applicable Edition Section XI Utilized For R/R Activity 19 <u>98</u> Edition, <u>2000</u> Addenda. (c) Applicable Section XI Code Case(s) _____																																																																																							
6. Identification of Components <table border="1" style="width:100%; border-collapse: collapse; text-align: center;"> <thead> <tr> <th style="width:12.5%;">Name of Component</th> <th style="width:12.5%;">Name of Manufacturer</th> <th style="width:12.5%;">Manufacturer Serial Number</th> <th style="width:12.5%;">National Board No.</th> <th style="width:12.5%;">Other Identification</th> <th style="width:12.5%;">Year Built</th> <th style="width:12.5%;">Corrected, Removed, or Installed</th> <th style="width:12.5%;">ASME Code Stamped (Yes / No)</th> </tr> </thead> <tbody> <tr> <td>CRDM Motor Tube bolting</td> <td>UNK</td> <td>UNK</td> <td>N/A</td> <td>UNK</td> <td>UNK</td> <td>Removed</td> <td>NO</td> </tr> <tr> <td>CRDM Motor Tube bolting</td> <td>UNK</td> <td>UNK</td> <td>N/A</td> <td>See Remarks</td> <td>UNK</td> <td>Installed</td> <td>NO</td> </tr> <tr><td> </td><td> </td><td> </td><td> </td><td> </td><td> </td><td> </td><td> </td></tr> <tr><td> </td><td> </td><td> </td><td> </td><td> </td><td> </td><td> </td><td> </td></tr> <tr><td> </td><td> </td><td> </td><td> </td><td> </td><td> </td><td> </td><td> </td></tr> <tr><td> </td><td> </td><td> </td><td> </td><td> </td><td> </td><td> </td><td> </td></tr> <tr><td> </td><td> </td><td> </td><td> </td><td> </td><td> </td><td> </td><td> </td></tr> <tr><td> </td><td> </td><td> </td><td> </td><td> </td><td> </td><td> </td><td> </td></tr> <tr><td> </td><td> </td><td> </td><td> </td><td> </td><td> </td><td> </td><td> </td></tr> </tbody> </table>								Name of Component	Name of Manufacturer	Manufacturer Serial Number	National Board No.	Other Identification	Year Built	Corrected, Removed, or Installed	ASME Code Stamped (Yes / No)	CRDM Motor Tube bolting	UNK	UNK	N/A	UNK	UNK	Removed	NO	CRDM Motor Tube bolting	UNK	UNK	N/A	See Remarks	UNK	Installed	NO																																																								
Name of Component	Name of Manufacturer	Manufacturer Serial Number	National Board No.	Other Identification	Year Built	Corrected, Removed, or Installed	ASME Code Stamped (Yes / No)																																																																																
CRDM Motor Tube bolting	UNK	UNK	N/A	UNK	UNK	Removed	NO																																																																																
CRDM Motor Tube bolting	UNK	UNK	N/A	See Remarks	UNK	Installed	NO																																																																																
7. Description of Work Replace CRDM Motor Tube bolting and segment ring																																																																																							
8. Test Conducted <div style="display: flex; justify-content: space-between; align-items: flex-start;"> <div> <input type="checkbox"/> Hydrostatic <input type="checkbox"/> Pneumatic <input checked="" type="checkbox"/> Nominal Operating Pressure <input type="checkbox"/> Exempt <input type="checkbox"/> Other _____ </div> <div style="text-align: center;"> Pressure _____ PSI Test Temperature _____ °F </div> </div>																																																																																							

Form NIS-2 Owner's Report for Repair/Replacement Activity

As required by the provisions of the ASME Code Section XI

Work Order Number

1891891

Sheet

2 of 2

9. Remarks (Applicable Manufacturer's Data Reports to be attached)

① Segment Ring SA-320, UTC 1938103, PN 1006110-004
CRDM Bolting SA453 GR 660, UTC 1087309, PN 1006110-005

②

③

④

⑤

⑥

⑦

⑧

⑨

⑩

CERTIFICATE OF COMPLIANCE

I certify that the statements made in the report are correct and that this conforms to the requirements of the ASME Code, Section XI.

Type Code Symbol Stamp Not Applicable

Certificate of Authorization Number Not Applicable Expiration Date Not Applicable

Signed Aaron Best, Engineer Date 1/27/2010

Owner or Owner's Designee, Title

CERTIFICATE OF INSERVICE INSPECTION

I, the undersigned, holding a valid commission issued by the National Board of Boiler and Pressure Vessel Inspectors and the State or Province of SOUTH CAROLINA and employed by HSB CT of Hartford, Connecticut have inspected the components described in this Owner's Report during the period 2-1-10 to 2-1-10, and state that to the best of my knowledge and belief, the Owner has performed examinations and taken corrective measures described in this Owner's Report in accordance with the requirements of the ASME Code, Section XI.

By signing this certificate neither the Inspector nor his employer makes any warranty, expressed or implied, concerning the examinations and corrective measures described in this Owner's Report. Furthermore, neither the Inspector nor his employer shall be liable in any manner for any personal injury or property damage or a loss of any kind arising from or connected with this inspection.

Aaron Best
Inspector's Signature

Commissions SC 232 N/A BC 15
National Board, State, Province, and Endorsements

Date 2-1-10

Form NIS-2 Owner's Report for Repair/Replacement Activity

As required by the provisions of the ASME Code Section XI

		Work Order Number 1892729	Sheet 1 of 2																																																																																
1. Owner Duke Energy Carolinas, LLC 526 South Church Street Charlotte, NC 28201-1006	2. Plant Oconee Nuclear Station 7800 Rochester Hwy Seneca, SC 29672	Unit ONS - 1 Date 1/27/2010																																																																																	
3. Work Performed by Duke Energy Carolinas, LLC 526 South Church Street Charlotte, NC 28201-1006		Type Code Symbol Stamp Not Applicable Authorization Number Not Applicable Expiration Date Not Applicable																																																																																	
4. Identification of System, ASME Class Reactor Coolant System, ASME Class 1																																																																																			
5. (a) Applicable Construction Code: <u>USAS B31.7</u> 19 <u>69</u> Edition, <u>No</u> Addenda, _____ Code Case (b) Applicable Edition Section XI Utilized For R/R Activity 19 <u>98</u> Edition, <u>2000</u> Addenda. (c) Applicable Section XI Code Case(s) _____																																																																																			
6. Identification of Components <table border="1" style="width: 100%; border-collapse: collapse; text-align: center;"> <thead> <tr> <th style="width: 12.5%;">Name of Component</th> <th style="width: 12.5%;">Name of Manufacturer</th> <th style="width: 12.5%;">Manufacturer Serial Number</th> <th style="width: 12.5%;">National Board No.</th> <th style="width: 12.5%;">Other Identification</th> <th style="width: 12.5%;">Year Built</th> <th style="width: 12.5%;">Corrected, Removed, or Installed</th> <th style="width: 12.5%;">ASME Code Stamped (Yes / No)</th> </tr> </thead> <tbody> <tr> <td>CRDM Motor Tube bolting</td> <td>UNK</td> <td>UNK</td> <td>N/A</td> <td>UNK</td> <td>UNK</td> <td>Removed</td> <td>NO</td> </tr> <tr> <td>CRDM Motor Tube bolting</td> <td>UNK</td> <td>UNK</td> <td>N/A</td> <td>See Remarks</td> <td>UNK</td> <td>Installed</td> <td>NO</td> </tr> <tr><td> </td><td> </td><td> </td><td> </td><td> </td><td> </td><td> </td><td> </td></tr> <tr><td> </td><td> </td><td> </td><td> </td><td> </td><td> </td><td> </td><td> </td></tr> <tr><td> </td><td> </td><td> </td><td> </td><td> </td><td> </td><td> </td><td> </td></tr> <tr><td> </td><td> </td><td> </td><td> </td><td> </td><td> </td><td> </td><td> </td></tr> <tr><td> </td><td> </td><td> </td><td> </td><td> </td><td> </td><td> </td><td> </td></tr> <tr><td> </td><td> </td><td> </td><td> </td><td> </td><td> </td><td> </td><td> </td></tr> <tr><td> </td><td> </td><td> </td><td> </td><td> </td><td> </td><td> </td><td> </td></tr> </tbody> </table>				Name of Component	Name of Manufacturer	Manufacturer Serial Number	National Board No.	Other Identification	Year Built	Corrected, Removed, or Installed	ASME Code Stamped (Yes / No)	CRDM Motor Tube bolting	UNK	UNK	N/A	UNK	UNK	Removed	NO	CRDM Motor Tube bolting	UNK	UNK	N/A	See Remarks	UNK	Installed	NO																																																								
Name of Component	Name of Manufacturer	Manufacturer Serial Number	National Board No.	Other Identification	Year Built	Corrected, Removed, or Installed	ASME Code Stamped (Yes / No)																																																																												
CRDM Motor Tube bolting	UNK	UNK	N/A	UNK	UNK	Removed	NO																																																																												
CRDM Motor Tube bolting	UNK	UNK	N/A	See Remarks	UNK	Installed	NO																																																																												
7. Description of Work Replace CRDM Motor Tube bolting and segment ring																																																																																			
8. Test Conducted <input type="checkbox"/> Hydrostatic <input type="checkbox"/> Pneumatic <input checked="" type="checkbox"/> Nominal Operating Pressure <input type="checkbox"/> Exempt <input type="checkbox"/> Other _____ Pressure _____ PSI Test Temperature _____ °F																																																																																			

Form NIS-2 Owner's Report for Repair/Replacement Activity

As required by the provisions of the ASME Code Section XI

Work Order Number

1892729

Sheet

2 of 2

9. Remarks (Applicable Manufacturer's Data Reports to be attached)

① Segment Ring SA-320, UTC 1938103, PN 1006110-004
CRDM Bolting SA453 GR 660, UTC 1940844, PN 1006110-005

②

③

④

⑤

⑥

⑦

⑧

⑨

⑩

CERTIFICATE OF COMPLIANCE

I certify that the statements made in the report are correct and that this conforms to the requirements of the ASME Code, Section XI.

Type Code Symbol Stamp Not Applicable

Certificate of Authorization Number Not Applicable Expiration Date Not Applicable

Signed  Aaron Best, Engineer Date 1/27/2010
Owner or Owner's Designee, Title

CERTIFICATE OF INSERVICE INSPECTION

I, the undersigned, holding a valid commission issued by the National Board of Boiler and Pressure Vessel Inspectors and the State or Province of SOUTH CAROLINA and employed by HSB CT of Hartford, Connecticut have inspected the components described in this Owner's Report during the period 2-1-10 to 2-1-10, and state that to the best of my knowledge and belief, the Owner has performed examinations and taken corrective measures described in this Owner's Report in accordance with the requirements of the ASME Code, Section XI.

By signing this certificate neither the Inspector nor his employer makes any warranty, expressed or implied, concerning the examinations and corrective measures described in this Owner's Report. Furthermore, neither the Inspector nor his employer shall be liable in any manner for any personal injury or property damage or a loss of any kind arising from or connected with this inspection.


Inspector's Signature

Commissions SC232 N1ABC15
National Board, State, Province, and Endorsements

Date 2-1-10

Form NIS-2 Owner's Report for Repair/Replacement Activities

As required by the provisions of the ASME Code Section XI

Work Order Number 01801866 - 01	Sheet Page 1 of 2
------------------------------------	----------------------

1. Owner Duke Energy Carolinas, LLC 526 South Church Street Charlotte, NC 28201-1006	2. Plant Oconee Nuclear Station 7800 Rochester Hwy Seneca, SC 29672-0752	Unit 1
		Date 12/8/2009

3. Work Performed By Duke Energy Carolinas, LLC 526 South Church Street Charlotte, NC 28201-1006	Type Code Symbol Stamp Not Applicable
	Authorization Number Not Applicable
	Expiration Date Not Applicable

4. Identification of Systems, ASME Class Main Steam , ASME Class 2

5.			
(a) Applicable Construction Code	USAS B31.1	1987: Edition, No	Addenda No Code Case
(b) Applicable Edition Section XI Utilized For R/R Activity	1998: Edition, 2000	Addenda	
(c) Applicable Section XI Codes Cases(s)	None		

6. Identification of Components

Name of Component	Manufacturer:	Manufacturer Serial Number	National Board No	Other Identification	Year Built	Corrected, Removed or Installed	ASME Code Stamped (Yes/No)
01A-0-481A-H5A - Constant Spring	Grinnell	UNK	UNK	UNK	UNK	Corrected	No

7. Description of Work Adjust load setting on Constant Springs

8. Test Conducted			
<input type="checkbox"/> Hydrostatic	<input type="checkbox"/> Pneumatic	<input type="checkbox"/> Nominal Operating Pressure	<input type="checkbox"/> Exempt
<input checked="" type="checkbox"/> Other	Visual		
Pressure	PSI	Test Temperature	Deg. F

Form NIS-2 Owner's Report for Repair/Replacement Activities

As required by the provisions of the ASME Code Section XI

Work Order Number

01801866 - 01

Sheet

Page 2 of 2

7. Remarks (Applicable Manufacturer's Data Reports to be attached)

Adjusted load setting on springs

CERTIFICATION OF COMPLIANCE

I certify that the statements made in the report are correct and that this conforms to the requirements of the ASME Code, Section XI

Type Code Symbol Stamp

Not Applicable

Certificate of Authorization Number

Not Applicable

Expiration Date

Not Applicable

Signed

Am M. White, Sr Eng.

Date

12-8-09

Owner or Owner's Designee, Title

CERTIFICATION OF INSERVICE INSPECTION

I, the undersigned, holding a valid commission issued by the National Board of Boiler and Pressure Vessel Inspectors and State or province of SOUTH CAROLINA and employed by HSB CT of Hartford, Connecticut have inspected the components described in the Owner's Report during the period 2-11-09 to 5-24-10, and state that to the best of my knowledge and belief, the Owner has performed examinations and taken corrective measures described in this Owner's Report in accordance with the requirements of the ASME Code, Section XI.

By signing this certificate neither the inspector nor his employer make any warranty, expressed or implied, concerning the examinations and corrective measures described in this Owner's Report. Furthermore, neither the inspector nor his employer shall be liable in any manner for any personal injury or property damage or a loss of any kind arising from or connected with this inspection.

Inspector's Signature
Inspector's Signature

Commission(s) SC 232 NIBBL IS

National Board, State, Province, and Endorsements

Date 5-24-10

Form NIS-2 Owner's Report for Repair/Replacement Activity

As required by the provisions of the ASME Code Section XI

<table border="1" style="float: right; width: 150px;"> <tr> <td style="padding: 2px;">Work Order Number</td> <td style="text-align: center; padding: 2px;">01898176-02</td> </tr> <tr> <td style="padding: 2px;">Sheet</td> <td style="text-align: center; padding: 2px;">1 of 2</td> </tr> </table>					Work Order Number	01898176-02	Sheet	1 of 2																																																																												
Work Order Number	01898176-02																																																																																			
Sheet	1 of 2																																																																																			
1. Owner Duke Energy Carolinas, LLC 526 South Church Street Charlotte, NC 28201-1006	2. Plant Oconee Nuclear Station 7800 Rochester Hwy Seneca, SC 29672			Unit ONS - 1																																																																																
3. Work Performed by Duke Energy Carolinas, LLC 526 South Church Street Charlotte, NC 28201-1006			<table border="1" style="width: 100%;"> <tr> <td style="padding: 2px;">Type Code Symbol Stamp</td> <td style="text-align: center; padding: 2px;">Not Applicable</td> </tr> <tr> <td style="padding: 2px;">Authorization Number</td> <td style="text-align: center; padding: 2px;">Not Applicable</td> </tr> <tr> <td style="padding: 2px;">Expiration Date</td> <td style="text-align: center; padding: 2px;">Not Applicable</td> </tr> </table>		Type Code Symbol Stamp	Not Applicable	Authorization Number	Not Applicable	Expiration Date	Not Applicable																																																																										
Type Code Symbol Stamp	Not Applicable																																																																																			
Authorization Number	Not Applicable																																																																																			
Expiration Date	Not Applicable																																																																																			
4. Identification of System, ASME Class <div style="text-align: center;">RC, ASME Class 1</div>																																																																																				
5. (a) Applicable Construction Code: <u>USAS B31.7</u> 19 <u>69</u> Edition, <u>No</u> Addenda, <u>NA</u> Code Case (b) Applicable Edition Section XI Utilized For R/R Activity 19 <u>98</u> Edition, <u>2000</u> Addenda. (c) Applicable Section XI Code Case(s) <u>None</u>																																																																																				
6. Identification of Components <table border="1" style="width: 100%; border-collapse: collapse; text-align: center;"> <thead> <tr> <th style="width: 12.5%;">Name of Component</th> <th style="width: 12.5%;">Name of Manufacturer</th> <th style="width: 12.5%;">Manufacturer Serial Number</th> <th style="width: 12.5%;">National Board No.</th> <th style="width: 12.5%;">Other Identification</th> <th style="width: 12.5%;">Year Built</th> <th style="width: 12.5%;">Corrected, Removed, or Installed</th> <th style="width: 12.5%;">ASME Code Stamped (Yes / No)</th> </tr> </thead> <tbody> <tr> <td>1RC-159</td> <td>Valcor</td> <td>7</td> <td>605</td> <td>None</td> <td>1997</td> <td>Corrected</td> <td>YES</td> </tr> <tr><td> </td><td> </td><td> </td><td> </td><td> </td><td> </td><td> </td><td> </td></tr> <tr><td> </td><td> </td><td> </td><td> </td><td> </td><td> </td><td> </td><td> </td></tr> <tr><td> </td><td> </td><td> </td><td> </td><td> </td><td> </td><td> </td><td> </td></tr> <tr><td> </td><td> </td><td> </td><td> </td><td> </td><td> </td><td> </td><td> </td></tr> <tr><td> </td><td> </td><td> </td><td> </td><td> </td><td> </td><td> </td><td> </td></tr> <tr><td> </td><td> </td><td> </td><td> </td><td> </td><td> </td><td> </td><td> </td></tr> <tr><td> </td><td> </td><td> </td><td> </td><td> </td><td> </td><td> </td><td> </td></tr> <tr><td> </td><td> </td><td> </td><td> </td><td> </td><td> </td><td> </td><td> </td></tr> </tbody> </table>					Name of Component	Name of Manufacturer	Manufacturer Serial Number	National Board No.	Other Identification	Year Built	Corrected, Removed, or Installed	ASME Code Stamped (Yes / No)	1RC-159	Valcor	7	605	None	1997	Corrected	YES																																																																
Name of Component	Name of Manufacturer	Manufacturer Serial Number	National Board No.	Other Identification	Year Built	Corrected, Removed, or Installed	ASME Code Stamped (Yes / No)																																																																													
1RC-159	Valcor	7	605	None	1997	Corrected	YES																																																																													
7. Description of Work Replace the valve internals on 1RC-159. The valve internals from a new valve CID 414169, UTC 0001891852, will be used as the replacement valve parts. The body of the valve will NOT be used, the serial number of the new valve is 19.																																																																																				
8. Test Conducted <div style="display: flex; justify-content: space-between; align-items: flex-end;"> <div> <input type="checkbox"/> Hydrostatic <input type="checkbox"/> Pneumatic <input checked="" type="checkbox"/> Nominal Operating Pressure <input type="checkbox"/> Exempt <input type="checkbox"/> Other _____ </div> <div> Pressure _____ PSI Test Temperature _____ °F </div> </div>																																																																																				

Form NIS-2 Owner's Report for Repair/Replacement Activity

As required by the provisions of the ASME Code Section XI

Work Order Number

01898176-02

Sheet

2 of 2

9. Remarks (Applicable Manufacturer's Data Reports to be attached)

① Replace valve internals on 1RC-159 with valve internals from spare valve in CID 414169, UTC 0001891852. Valve body will not be used. New valve parts and old valve parts are like for like and identified on Duke drawing OM 253-0071 and vendor drawing 414847001 rev. E

②

③

④

⑤

⑥

⑦

⑧

⑨

⑩

CERTIFICATE OF COMPLIANCE

I certify that the statements made in the report are correct and that this conforms to the requirements of the ASME Code, Section XI.

Type Code Symbol Stamp Not Applicable

Certificate of Authorization Number Not Applicable Expiration Date Not Applicable

Signed John Turner S.R. Tech Spec Date 12/1/09
Owner or Owner's Designee, Title

CERTIFICATE OF INSERVICE INSPECTION

I, the undersigned, holding a valid commission issued by the National Board of Boiler and Pressure Vessel Inspectors and the State or Province of SOUTH CAROLINA and employed by HSB CT of Hartford, Connecticut have inspected the components described in this Owner's Report during the period 12-1-09 to 2-1-10, and state that to the best of my knowledge and belief, the Owner has performed examinations and taken corrective measures described in this Owner's Report in accordance with the requirements of the ASME Code, Section XI.

By signing this certificate neither the Inspector nor his employer makes any warranty, expressed or implied, concerning the examinations and corrective measures described in this Owner's Report. Furthermore, neither the Inspector nor his employer shall be liable in any manner for any personal injury or property damage or a loss of any kind arising from or connected with this inspection.

[Signature]
Inspector's Signature

Commissions SC 232 NABCB 15
National Board, State, Province, and Endorsements

Date 2-1-10

6.0 Pressure Testing

Second Period – Fourth 10-Year Interval

There was (1) pressure test zone pending for the Second Period that was not included in the previous Outage Summary Report (EOC25). Table 6-1 shows the completion status for that zone. There was no through-wall leakage observed during the pressure test for zone IZ1L-41. All Section XI pressure test requirements have been met for the Second Period of the Fourth 10-Year Interval for Oconee Unit 1.

Table 6-1 Second Period			
Zone Number	2nd Period Completion Status	Final VT-2 Examination Date	Code Case(s) Used
IZ1L-41	Complete	5/22/2010	N/A

Third Period – Fourth 10-Year Interval

Table 6-2 shows the number of 3rd Period Class 1 (Category B-P) and Class 2 (Category C-H) pressure tests zones completed from refueling outage EOC-25 through refueling outage EOC-26. There was no through-wall leakage observed during these pressure tests.

Table 6-2 Outage Specific Summary		
Examination Category	Test Requirement	Total Zones Credited for EOC26
B-P	System Leakage Test (IWB-5220)	4
C-H	System Leakage Test (IWC-5220)	34


The Class 1 (Category B-P) pressure test zones are required each refueling outage. Table 6-3 shows a completion status of the Class 1 (Category B-P) pressure test zones conducted during refueling cycle EOC26.


Table 6-3 Detailed Class 1 Listing				
	Zone Number	EOC26 Completion Status	EOC26 VT-2 Examination Date	Code Case(s) Used
1	OZ1L-16	Complete	6/20/2011	None
2	OZ1L-1A	Complete	7/5/2011	None
3	OZ1L-1AA	Complete	7/5/2011	None
4	OZ1L-1Z	Complete	7/5/2011	None


Class 2 (Category C-H) pressure test zones are required once each inspection period. Table 6-4 shows a completion status for the (53) Class 2 (Category C-H) pressure test zones required for the third period of the fourth ten-year interval.

Table 6-4 Detailed Class 2 Third Period Listing				
	Zone Number	Period Completion Status	Final VT-2 Examination Date	Code Case(s) Used
1	IZ1L-10	Complete	5/22/2011	None
2	IZ1L-11	Complete	5/22/2011	None
3	IZ1L-12	Incomplete	N/A	N/A
4	IZ1L-13	Incomplete	N/A	N/A
5	IZ1L-14A	Complete	6/2/2011	None
6	IZ1L-14B	Complete	6/2/2011	None
7	IZ1L-20	Incomplete	N/A	N/A
8	IZ1L-21	Complete	7/5/2011	None
9	IZ1L-22	Incomplete	N/A	N/A
10	IZ1L-24	Incomplete	N/A	N/A
11	IZ1L-25	Incomplete	N/A	N/A
12	IZ1L-4	Incomplete	N/A	N/A
13	IZ1L-40	Incomplete	N/A	N/A
14	IZ1L-41	Incomplete	N/A	N/A
15	IZ1L-48	Incomplete	N/A	N/A
16	IZ1L-5	Incomplete	N/A	N/A
17	IZ1L-60	Incomplete	N/A	N/A
18	OZ1L-14B	Complete	7/5/2011	None
19	OZ1L-15	Complete	7/5/2011	None
20	OZ1L-16	Complete	6/20/2011	None
21	OZ1L-17	Complete	6/20/2011	None
22	OZ1L-17B	Complete	6/2/2011	None
23	OZ1L-18	Complete	6/13/2011	None
24	OZ1L-19A	Complete	5/9/2011	None
25	OZ1L-19B	Complete	5/9/2011	None
26	OZ1L-1A	Complete	7/5/2011	None
27	OZ1L-2	Complete	7/5/2011	None
28	OZ1L-21	Complete	7/5/2011	None
29	OZ1L-23	Incomplete	N/A	N/A
30	OZ1L-26	Incomplete	N/A	N/A
31	OZ1L-27A	Complete	6/20/2011	None
32	OZ1L-27B	Complete	7/5/2011	None
33	OZ1L-28	Complete	7/5/2011	None
34	OZ1L-29	Complete	7/5/2011	None
35	OZ1L-29A	Complete	7/5/2011	None
36	OZ1L-3	Complete	7/5/2011	None
37	OZ1L-30	Complete	7/5/2011	None
38	OZ1L-30A	Complete	6/6/2011	None

	Zone Number	Period Completion Status	Final VT-2 Examination Date	Code Case(s) Used
39	OZ1L-31A	Complete	7/5/2011	None
40	OZ1L-31B	Complete	7/5/2011	None
41	OZ1L-31C	Complete	5/1/2011	None
42	OZ1L-34	Complete	4/7/2011	None
43	OZ1L-39	Incomplete	N/A	N/A
44	OZ1L-42A	Incomplete	N/A	N/A
45	OZ1L-42B	Incomplete	N/A	N/A
46	OZ1L-44	Incomplete	N/A	N/A
47	OZ1L-6	Complete	6/13/2011	N-566-2
48	OZ1L-6B	Incomplete	N/A	N/A
49	OZ1L-64	Complete	7/5/2011	None
50	OZ1L-65	Complete	7/5/2011	None
51	OZ1L-7	Complete	6/2/2011	None
52	OZ1L-7B	Complete	6/2/2011	None
53	OZ1L-9	Complete	6/20/2011	None

Section 6 Prepared By:	Date:
Jim Boughman 	7/13/11

Section 6 Reviewed By:	Date:
Rick Jones 	7/18/11

Section 6 Approved By:	Date:
Mark Pyne 	7/26/11