



**Pacific Gas and  
Electric Company®**

**James R. Becker**  
Site Vice President

Diablo Canyon Power Plant  
Mail Code 104/5/601  
P. O. Box 56  
Avila Beach, CA 93424

805.545.3462  
Internal: 691.3462  
Fax: 805.545.6445

September 01, 2011

PG&E Letter DCL-11-093

U.S. Nuclear Regulatory Commission  
ATTN: Document Control Desk  
Washington, DC 20555-0001

Docket No. 50-323, OL-DPR-82  
Diablo Canyon Unit 2  
Inservice Inspection Report for Unit 2 Sixteenth Refueling Outage

In accordance with ASME Section XI, paragraph IWA-6240(b), enclosed is the Diablo Canyon Power Plant Unit 2 Sixteenth Refueling Outage Inservice Inspection (ISI) Report. This report provides the results of the ISI examination of Class 1 and 2 components and supports. Also included is a listing of the preservice inspection items and the NIS-2 reports for repair/replacement activities completed since the last Unit 2 refueling outage report submittal.

There are no new or revised regulatory commitments as defined by the Nuclear Energy Institute 99-04, "Guidelines for Managing NRC Commitment Changes," dated July 1999, in this report.

If you have any questions regarding the information enclosed or other ISI program activities, please contact Mr. Patrick Nugent, Technical Support Engineering Manager at (805) 545-4701.

Sincerely,



James R. Becker

rnnt/64019431

Enclosure

cc/encl: Elmo E. Collins, NRC Region IV  
Michael S. Peck, NRC Senior Resident  
James T. Polickoski, NRR Project Manager  
Alan B. Wang, NRR Project Manager  
State of California, Pressure Vessel Unit

A047  
NRR

Diablo Canyon Power Plant


Unit 2


USNRC Docket No. 50-323

Operating License No. DPR-82

Commercial Operation Date, March 13, 1986

Prepared By:   
Thomas L. Alcott, ISI Specialist

Reviewed By:   
James Hill, Lead ISI Specialist

Approved By:   
Patrick Nugent, Manager Technical Support Engineering

This report is submitted as required by ASME Boiler and Pressure Vessel Code, Section XI, to the United States Nuclear Regulatory Commission.

Document Date: 8/15/11

Pacific Gas and Electric Company  
77 Beale Street, San Francisco, CA 94106

Diablo Canyon Power Plant  
P.O. Box 56, Avila Beach, CA 93424

## TABLE OF CONTENTS

<u>SECTION</u>	<u>TITLE</u>
A.	Introduction
B.	ASME Code Report Form NIS-1 (Basis of Summary)  1. Class 1 2. Class 2
C.	Class 1 Components  1. Vessels a. Reactor Vessel b. Pressurizer c. Steam Generators 2. Bolting 3. Pumps 4. Piping 5. Supports
D.	Class 2 Components  1. Vessels a. Steam Generators 2. Piping 3. Integral Attachments 4. Supports
E.	Containment (IWE / IWL) Exams
F.	System Pressure Tests
G.	Containment Penetration - Appendix J
H.	Preservice Inspection Items
I.	Repairs and Replacements  1. ASME Code Report Form NIS-2 (Indexed by System) (Class-1, 2 & 3) (Manufacturers' Data Reports for 'New Items' are attached behind the applicable NIS-2)

**SECTION A**  
**INTRODUCTION**

## SECTION A

### INTRODUCTION

Inservice inspection (ISI) of scheduled ASME Section XI components and their supports at Pacific Gas and Electric Company's Diablo Canyon Power Plant (DCPP) Unit 2 was completed during the sixteenth refueling outage from May to June, 2011.

The DCPP Unit 2 sixteenth refueling outage (2R16) was the first outage in the second period within the third 10-year ISI interval.

2R16 exams were scheduled and performed as required by ASME XI, 2001 Edition thru 2003 addenda, as modified by 10CFR 50.55a.

This report is submitted as required by ASME Section XI, paragraph IWA-6240, and is organized in several sections. This introduction is Section A. Section B contains the completed ASME Code Report Form NIS-1 for Class 1 and 2 components. Sections C, and D, detail the Class 1 and 2 examinations performed, date of examination (for group items or for more than one type of examination performed, the date provided is the most recent examination date), any unusual conditions noted, corrective actions if required, and explanatory remarks.

Included in section C (Class-1 piping) are inspections to satisfy MRP-146 and MRP-139. The volumetric exams performed as per MRP-139 satisfy the exam requirements of Code Case N-722.

Containment (IWE / IWL) exams are reported in section E

System pressure tests on Class 1 and 2 systems conducted during the period following Unit 2 fifteenth refueling outage (2R15), up to and through 2R16, are reported in Section F.

Appendix J, Containment penetration pressure tests are reported in Section G.

Preservice inspections were performed on certain components, as required after repairs or replacements. These items are detailed in Section H.

Section I of this report, Repairs and Replacements (Class 1, 2 & 3), contains the completed ASME Code Report Form NIS-2 for those 2R16 work packages closed prior to or on July 05, 2011 and for any work packages closed after December 10, 2009. NIS-2 reports for 2R16 work packages that are closed after July 05, 2011 will be included in the next outage report. Corrective action and Order package documentation are on file at DCPP and are referenced by Order number in the NIS-2 reports.

Manufacturers' Data Reports for 'New Items' are attached behind the applicable NIS-2.

**SECTION B**

**ASME CODE REPORT FORM NIS-1**

**FORM NIS-1 OWNER'S REPORT FOR INSERVICE INSPECTIONS**  
**As required by the Provisions of the ASME Code Rules**

1. Owner Pacific Gas & Electric Company, 77 Beale St., San Francisco, CA 94106
2. Plant Diablo Canyon Power Plant, P.O. Box 56, Avila Beach, CA 93424
3. Plant Unit Two 4. Owner Certificate of Authorization (if required) N/A
5. Commercial Service Date 03/13/86 6. National Board Number for Unit N/A
7. Component Inspected ASME Code Class 1 Items

Component or Appurtenance	Manufacturer or Installer	Manufacturer or Installer Serial No.	State or Province No.	National Board No.
Reactor Vessel	Combustion Engineering/ Westinghouse	CE 68101	12962-85	21359
Pressurizer	Westinghouse	1171	N/A	68-106
Steam Gen 2-1	Westinghouse / ENSA	SG2-1/DC2RSG-1 / 1PA2	N/A	94 / 142
Class 1 Pumps RCP 2-1	Westinghouse	711	N/A	N/A
Class 1 Piping	M.W. Kellogg/ Pullman	N/A	N/A	N/A
Class 1 Supports	M.W. Kellogg/ Pullman	N/A	N/A	N/A

Note: Supplemental sheets in form of lists, sketches, or drawings may be used provided (1) size is 8 ½ in. x 11 in., (2) information in items 1 through 6 on this data report is included on each sheet, and (3) each sheet is numbered and the number of sheets is recorded at the top of this form.

FORM NIS-1 (back)

8. Examination Dates 05/11 to 06/11
9. Inspection Period Identification: Second
10. Inspection Interval Identification: Third
11. Applicable Edition of Section XI 2001 Addenda 2002 - 2003
12. Date/Revision of Inspection Plan: February 2007, Revision A
13. Abstract of Examinations and Tests. Include a list of examinations and tests and a statement concerning status of work required for current interval. Refer to ISI Report
14. Abstract of Results of Examinations and Tests. Refer to ISI Report
15. Abstract of Corrective Measures. Refer to ISI Report

We certify that a) the statements made in this report are correct, b) the examinations and tests meet the Inspection Plan as required by the ASME Code, Section XI, and, c) corrective measures taken conform to the rules of the ASME Code, Section XI.

Certificate of Authorization No. (if applicable) N/A Expiration Date N/A

Date 8/15/11 Signed PG&E By R. J. Nugent  
Owner Patrick Nugent / Engineering Manager

CERTIFICATE OF INSERVICE INSPECTION

I, the undersigned, holding a valid commission issued by the National Board of Boiler and Pressure Vessel Inspectors and the State or Province of California and employed by HSB-CT of Harford, CT have inspected the components described in this Owners' Report during the period 12/09 to 7/11, and state that to the best of my knowledge and belief, the Owner has performed examinations and tests and taken corrective measures described in this Owners' Report in accordance with the Inspection Plan and as required by the ASME Code, Section XI.

By signing this certificate neither the Inspector nor his employer makes any warranty, expressed or implied, concerning the examinations and tests, and corrective measures described in this Owners' Report. Furthermore, neither the Inspector nor his employer shall be liable in any manner for any personal injury or property damage or a loss of any kind arising from or connected with this inspection.

Kenny Kim Commissions' CA 1828, NB 9990 A.N.I.C.  
Inspector's Signature/Kenny Kim National Board, State, Province and, Endorsements.

Date 8/16/2011

**FORM NIS-1 OWNER'S REPORT FOR INSERVICE INSPECTIONS**  
**As required by the Provisions of the ASME Code Rules**

1. Owner Pacific Gas & Electric Company, 77 Beale St., San Francisco, CA 94106
2. Plant Diablo Canyon Power Plant, P.O. Box 56, Avila Beach, CA 93424
3. Plant Unit Two 4. Owner Certificate of Authorization (if required) N/A
5. Commercial Service Date 03/13/86 6. National Board Number for Unit N/A
7. Components Inspected ASME Code Class 2 Items

Component or Appurtenance	Manufacturer or Installer	Manufacturer or Installer Serial No.	State or Province No.	National Board No.
Class 2 Piping	M.W. Kellogg/ Pullman	N/A	N/A	N/A
Class 2 Piping Supports	Various	N/A	N/A	N/A
Steam Gen 2-1	Westinghouse / ENSA	SG2-1/DC2RSG-1 / 1PA2	N/A	94 / 142
U2 Containment Bolted Connections	Pittsburgh - Des Moines Steel & PG&E	N/A	N/A	N/A
U2 Containment Concrete	PG&E	N/A	N/A	N/A

Note: Supplemental sheets in form of lists, sketches, or drawings may be used, provided (1) size is 8 ½ in. x 11 in., (2) information in items 1 through 6 on this report is included on each sheet, and (3) each sheet is numbered and the number of sheets is recorded at the top of this form.

FORM NIS-1 (back)

8. Examination Dates 5/11 to 6/11
9. Inspection Period Identification: Second
10. Inspection Interval Identification: Third
11. Applicable Edition of Section XI 2001 Addenda 2002 - 2003
12. Date/Revision of Inspection Plan: February 2007, Revision A
13. Abstract of Examinations and Tests. Include a list of examinations and tests and a statement concerning status of work required for current interval. Refer to ISI Report
14. Abstract of Results of Examinations and Tests. Refer to ISI Report
15. Abstract of Corrective Measures. Refer to ISI Report

We certify that a) the statements made in this report are correct, b) the examinations and tests meet the Inspection Plan as required by the ASME Code, Section XI, and, c) corrective measures taken conform to the rules of the ASME Code, Section XI.

Certificate of Authorization No. (if applicable) N/A Expiration Date N/A

Date 8/15/11 Signed PG&E By R. D. Nugent  
Owner Patrick Nugent / Engineering Manager

CERTIFICATE OF INSERVICE INSPECTION

I, the undersigned, holding a valid commission issued by the National Board of Boiler and Pressure Vessel Inspectors and the State or Province of California and employed by HSB-CT of Harford, CT have inspected the components described in this Owners' Report during the period 12/09 to 7/11, and state that to the best of my knowledge and belief, the Owner has performed examinations and tests and taken corrective measures described in this Owners' Report in accordance with the Inspection Plan and as required by the ASME Code, Section XI.

By signing this certificate neither the Inspector nor his employer makes any warranty, expressed or implied, concerning the examinations and tests, and corrective measures described in this Owners' Report. Furthermore, neither the Inspector nor his employer shall be liable in any manner for any personal injury or property damage or a loss of any kind arising from or connected with this inspection.

Kenny Kim Commissions CA 1828, NB 9990 A.N.I.C.  
Inspector's Signature/Kenny Kim National Board, State, Province and, Endorsements.

Date 8/16/2011

## **SECTION C**

### **CLASS 1 COMPONENTS**

PG&E

DIABLO CANYON POWER PLANT - UNIT 2

THIRD INTERVAL, SECOND PERIOD, FIRST REFUELING OUTAGE REPORT (2R16)

MAJOR ITEM: REACTOR VESSEL

ASME SECTION XI SYSTEMS - CLASS 1

PAGE 1 of 1

CATEGORY ITEM	DESCRIPTION	COMPONENT / LINE	WELD OR COMPONENT NO.	EXAM TYPE	EXAM DATE	COMMENTS	RESULTS
B-N-1, 2, & 3 B13.10	Reactor Vessel 2 Interior	Reactor Vessel 2 Interior	Reactor Vessel 2 Interior	VT-3	5-18-11		NRI

PG&E

DIABLO CANYON POWER PLANT - UNIT 2

THIRD INTERVAL, SECOND PERIOD, FIRST REFUELING OUTAGE REPORT (2R16) MAJOR ITEM: PRESSURIZER

ASME SECTION XI SYSTEMS - CLASS 1

PAGE 1 of 1

CATEGORY ITEM	DESCRIPTION	COMPONENT / LINE	WELD OR COMPONENT NO.	EXAM TYPE	EXAM DATE	COMMENTS	RESULTS
B-B							
B2.11	Shell to Bottom Head Circ Weld	Pressurizer 2	Girth 1	UT	5-10-11	Numerous recordable / allowable indications.	NRI
B2.12	Shell to Bottom Head Long'l Weld	Pressurizer 2	Long'l 6 - twelve inches	UT	5-10-11		NRI
B-D							
B3.110	Spray Line Nozz. to Vessel Weld	Pzr 2 to 2S6-15-4SPL	WIB-346 (N-V)	UT	5-23-11	65.9% Coverage 50033145 Tsk # 49 for tracking Relief Request	NRI
	Safety Line Nozz. to Vessel Weld	Pzr 2 to 2S6-728-6SPL	WIB-422A (N-V)	UT	5-23-11	71.5% Coverage 50033145 Tsk # 50 for tracking Relief Request	NRI
B3.120	Safety Line Nozz. Inside Radius	Pzr 2 to 2S6-727-6SPL	Inside Radius Section	UT	5-14-11		NRI
	Relief Line Nozz. Inside Radius	Pzr 2 to 2S6-730-6SPL	Inside Radius Section	UT	5-14-11		NRI
B-K							
B10.10	Support Skirt Weld	Pressurizer 2	Girth 10	MT	5-9-11		NRI

PG&E

DIABLO CANYON POWER PLANT - UNIT 2

THIRD INTERVAL, SECOND PERIOD, FIRST REFUELING OUTAGE REPORT (2R16) MAJOR ITEM: STEAM GENERATORS

ASME SECTION XI SYSTEMS - CLASS 1

PAGE 1 of 1

CATEGORY ITEM	DESCRIPTION	COMPONENT / LINE	WELD OR COMPONENT NO.	EXAM TYPE	EXAM DATE	COMMENTS	RESULTS
B-B							
B2.40	RSG Tubesheet to Head Weld	Repl Steam Gen. 2-1	FW-33.01.01	UT	5-5-11		NRI

PG&E

DIABLO CANYON POWER PLANT - UNIT 2

THIRD INTERVAL, SECOND PERIOD, FIRST REFUELING OUTAGE REPORT (2R16) MAJOR ITEM: BOLTING

ASME SECTION XI SYSTEMS - CLASS 1

PAGE 1 of 1

CATEGORY ITEM	DESCRIPTION	COMPONENT / LINE	WELD OR COMPONENT NO.	EXAM TYPE	EXAM DATE	COMMENTS	RESULTS
B-G-1							
B6.10	Closure Head Nuts	RPV Bolting > 2" diam.	RPV2 Nuts 19 to 36	VT-1	5-15-11		NRI
B6.20	Closure Head Studs (Removed)	RPV Bolting > 2" diam.	RPV2 Studs 19 to 36	UT	5-14-11		NRI
B6.50	Closure Washers	RPV Bolting > 2" diam.	RPV2 Washer 19 to 36	VT-1	5-15-11		NRI

PG&E

DIABLO CANYON POWER PLANT - UNIT 2

THIRD INTERVAL, SECOND PERIOD, FIRST REFUELING OUTAGE REPORT (2R16) MAJOR ITEM: PUMPS

ASME SECTION XI SYSTEMS - CLASS 1

PAGE 1 of 1

CATEGORY ITEM	DESCRIPTION	COMPONENT / LINE	WELD OR COMPONENT NO.	EXAM TYPE	EXAM DATE	COMMENTS	RESULTS
B-K							
B10.30	Welded Attachment	RCP 2-1 Support Lug	Lug Weld No. 1	PT	5-9-11		NRI
Augmented							
	RCP 2-1 Flywheel UT Exam	RCP 2-1 Flywheel	RCP 2-1 Flywheel Inner Half Radius	UT	5-15-11		NRI

PG&E

DIABLO CANYON POWER PLANT - UNIT 2

THIRD INTERVAL, SECOND PERIOD, FIRST REFUELING OUTAGE REPORT (2R16) MAJOR ITEM: PIPING

ASME SECTION XI SYSTEMS - CLASS 1

PAGE 1 of 2

CATEGORY ITEM	DESCRIPTION	COMPONENT / LINE	WELD OR COMPONENT NO.	EXAM TYPE	EXAM DATE	COMMENTS	RESULTS
RI-ISI (RB)	Pressurizer Surge Line	2*-16-14SPL	WIB-434	UT	5-7-11		NRI
			WIB-436	UT	5-7-11		NRI
			Elbow Between WIB-436/WIB-437	UT	5-7-11		NRI
			WIB-433B	UT	5-9-11		NRI
	Charging Line Aux Spray	2S6-51-2SPL+	WIB-790	PT	5-6-11		NRI
	Boron Inj Tk Out Loop 2 Cold	2S6-1992-1- 1/2SPL+	WIB-564-04	PT	5-9-11		NRI
			WIB-563-04	PT	5-9-11		NRI
	Boron Inj Tk Out Loop 3 Cold	2S6-1993-1- 1/2SPL+	WIB-660	PT	5-9-11		NRI
			WIB-659	PT	5-9-11		NRI
	Loop 1 Spray Line	2S6-13-4SPL	WIB-65C	UT	5-17-11		NRI
			WIB-65D	UT	5-17-11		NRI

PG&E

DIABLO CANYON POWER PLANT - UNIT 2

THIRD INTERVAL, SECOND PERIOD, FIRST REFUELING OUTAGE REPORT (2R16) MAJOR ITEM: PIPING

ASME SECTION XI SYSTEMS - CLASS 1

PAGE 2 of 2

CATEGORY ITEM	DESCRIPTION	COMPONENT / LINE	WELD OR COMPONENT NO.	EXAM TYPE	EXAM DATE	COMMENTS	RESULTS
RI-ISI Cont'd							
	Pressurizer Spray Line	2S6-15-4SPL	WIB-332	UT	5-10-11		NRI
			WIB-335	UT	5-10-11		NRI
			WIB-336	UT	5-10-11		NRI
	Loop 2 Spray Line	2S6-14-4SPL	WIB-91	UT	5-17-11		NRI
MRP- 146	Loop 2-1 Crossover Drain	2S6-958-2SPL	@ Weld WIB-503	UT	5-23-11		NRI
MRP- 139	U2 Hot Leg UT Exams	(4 Safe Ends)		UT	5-11-11	Relief Request NDE-RCS-SE-2R16. Automated UT Exam from ID with supplemental Eddy Current surface examination on ID.	NRI
	U2 Cold Leg UT Exams	(4 Safe Ends)		UT	5-11-11	Relief Request NDE-RCS-SE-2R16. Automated UT Exam from ID with supplemental Eddy Current surface examination on ID.	NRI

PG&E

DIABLO CANYON POWER PLANT - UNIT 2

THIRD INTERVAL, SECOND PERIOD, FIRST REFUELING OUTAGE REPORT (2R16)

MAJOR ITEM: PIPING SUPPORTS

ASME SECTION XI SYSTEMS - CLASS 1

PAGE 1 of 1

CATEGORY

F-A SUPPORTS

F1.10 TO F1.70 SUPPORT COMPONENTS

The required inservice inspections were performed on 51 Class 1 hangers during the sixteenth refueling outage between the dates of 05-02-11 and 05-19-11.  
Data reports are on file.

LINE	SUPPORT	LINE	SUPPORT	LINE	SUPPORT	LINE	SUPPORT
Steam Generator	Support Structure	51	2216-16	728	989-12R	1990	2216-144
13	2-12V	51	2212-89	728	414-592R	1991	2217-50
13	2-13R	51	2215-49 <sup>3</sup>	728	71-58SL <sup>2</sup>	1991	2734-21
13	2-44R	51	2215-6	730	71-20SL	1991	2734-35
13	92-61R	51	2215-7	730	989-26V	1995	72-28R
13	2-33R	51	898-6	958	889-5(V)	1995	72-30R
13	92-71R	51	898-9	1171	412-143SL	2575	412-160R
15	412-84SL	54	78-219SL	1171	412-151SL	2575	70-38SL
15	92-3R	109	6-6V	1171	412-152SL	3844	92-41V
15	989-22V	237	72-83SL	1172	412-166SL	3845	71-4SL
15	71-24SL	237	72-93SL	1172	412-167SL	3845	71-5SL
24	2-4R	253	70-2SL	1195	412-118SL	3846	73-5SL <sup>1</sup>
24	70-67R			1195	412-134SL		
24	70-8R						

<sup>1</sup> Notification # 50398894 – missing washer

<sup>2</sup> Notification # 50397543 – cold setting out of tolerance

<sup>3</sup> Notification # 50394984 – baseplate gap and minor spalling – acceptable as is by engineering

**SECTION D**  
**CLASS 2 COMPONENTS**

PG&E

DIABLO CANYON POWER PLANT - UNIT 2

THIRD INTERVAL, SECOND PERIOD, FIRST REFUELING OUTAGE REPORT (2R16) MAJOR ITEM: STEAM GENERATORS

ASME SECTION XI SYSTEMS - CLASS 2

PAGE 1 of 1

CATEGORY ITEM	DESCRIPTION	COMPONENT / LINE	WELD OR COMPONENT NO.	EXAM TYPE	EXAM DATE	COMMENTS	RESULTS
C-A							
C1.30	Tubesheet-to-Shell Weld	Repl Steam Generator 2-1	Girth FW-11.07.01	UT	5-5-11		NRI

PG&E

DIABLO CANYON POWER PLANT - UNIT 2

THIRD INTERVAL, SECOND PERIOD, FIRST REFUELING OUTAGE REPORT (2R16) MAJOR ITEM: PIPING

ASME SECTION XI SYSTEMS - CLASS 2

PAGE 1 of 1

CATEGORY ITEM	DESCRIPTION	COMPONENT / LINE	WELD OR COMPONENT NO.	EXAM TYPE	EXAM DATE	COMMENTS	RESULTS
RI-ISI (RB)							
	Cent Chrg Pump 2 Discharge	2S6-46-4	WIC-46A	UT	5-18-11		NRI
	Residual Ht Rem Pp 1 Disch	2S1-112-8III	WIC-37	UT	4-26-11		NRI
			WIC-38	UT	4-26-11		NRI
	Residual Ht Rem Pp 2 Disch	2S1-113-8III	RB-113-4	UT	4-26-11		NRI
			RB-113-5	UT	4-26-11		NRI

PG&E

DIABLO CANYON POWER PLANT - UNIT 2

THIRD INTERVAL, SECOND PERIOD, FIRST REFUELING OUTAGE REPORT (2R16)

MAJOR ITEM:  
INTEGRAL ATTACHMENTS

ASME SECTION XI SYSTEMS - CLASS 2

PAGE 1 of 1

CATEGORY ITEM	DESCRIPTION	COMPONENT / LINE	WELD OR COMPONENT NO.	EXAM TYPE	EXAM DATE	COMMENTS	RESULTS
C-C							
C3.20	SG Steam Out 2-2 Welded Attach.	Line 2K15-227- 28V	2025-15R Attachment	MT	5-19-11		NRI
			2022-1V Attachment	MT	5-12-11		NRI
	RHR Inj CL 1&2 Welded Attach.	Line 2S1-508-8III	8-49R Attachment	PT	5-13-11		NRI

PG&E

DIABLO CANYON POWER PLANT - UNIT 2

THIRD INTERVAL, SECOND PERIOD, FIRST REFUELING OUTAGE REPORT (2R16)

MAJOR ITEM: PIPING SUPPORTS

ASME SECTION XI SYSTEMS - CLASS 2

PAGE 1 of 1

CATEGORY

F-A SUPPORTS

F1.10 TO F1.70 SUPPORT COMPONENTS

The required inservice inspections were performed on 8 Class 2 hangers during the sixteenth refueling outage between the dates of 04-21-11 and 05-19-11.  
Data reports are on file.

LINE	SUPPORT	LINE	SUPPORT	LINE	SUPPORT	LINE	SUPPORT
RHR Pump 2-1	77-20SL	48	24-27A	227	2025-15R	508	8-49R
RHR Pump 2-1	77-21SL			227	2022-1V	1357	72-60SL
						2575	70-55SL <sup>1</sup>

<sup>1</sup> Notification # 50394983 – safety wire broken

**SECTION E**  
**CONTAINMENT EXAMS**  
**(IWE / IWL)**

PG&E

DIABLO CANYON POWER PLANT - UNIT 2

THIRD INTERVAL, SECOND PERIOD, FIRST REFUELING OUTAGE REPORT (2R16) MAJOR ITEM: CONTAINMENT

ASME SECTION XI SYSTEMS -  
CONTAINMENT

PAGE 1 of 1

CATEGORY ITEM	DESCRIPTION	COMPONENT / LINE	WELD OR COMPONENT NO.	EXAM TYPE	EXAM DATE	COMMENTS	RESULTS
E-A							
E1.11	Penetration #58	Mini Equipment	12 Studs, 24 Nuts	VT-3	5-31-11	Examined in assembled state	NRI
	Penetration #60	Mini Equipment	12 Studs, 24 Nuts	VT-3	5-17-11	Examined in disassembled state	NRI
	Penetration #63	Vacuum Pressure Relief	12 Bolts	VT-3	5-17-11	Examined in disassembled state	NRI
	Penetration #64	Fuel Transfer Tube	20 Bolts	VT-3	5-12-11	Examined in assembled state	NRI
	Equipment Hatch	Equipment Hatch	48 Bolts	VT-3	5-24-11	Examined in disassembled state	NRI
L-A							
L1.11	Containment Concrete	Containment Concrete	Containment Concrete	General VT	7-21-11	IWL exam performed every 5 years	NRI
L1.12	Containment Concrete Suspect Areas	Containment Concrete Suspect Areas	Containment Concrete Suspect Areas	Detailed VT	7-21-11	IWL exam performed every 5 years	NRI

**SECTION F**  
**PRESSURE TESTS**

PG&E

DIABLO CANYON POWER PLANT - UNIT 2

THIRD INTERVAL, SECOND PERIOD, FIRST REFUELING OUTAGE REPORT (2R16)

MAJOR ITEM: PRESSURE TESTS

ASME SECTION XI SYSTEMS - CLASS 1, & 2

PAGE 1 of 2

TEST NO.	CLASS	DESCRIPTION	EXAM DATE	COMMENTS	RESULTS
1	1	Reactor Coolant System and Connected Piping	6-04-11	Outage Frequency, STP-R8A	NRI
2	1	Excess Letdown between 8166 & 8167	6-04-11	Outage Frequency, STP-R8A	NRI
3	1	Pressurizer Auxiliary Spray	6-04-11	Outage Frequency, STP-R8A	NRI
4	1	Alternate Charging	6-04-11	Outage Frequency, STP-R8A	NRI
5	1	RHR & SI to Cold Legs	6-04-11	Outage Frequency, STP-R8A	NRI
6	1	Charging Injection Inside Cont.	6-04-11	Outage Frequency, STP-R8A	NRI
7	1	Safety Injection Inside Cont, From 8905A-D to 8949A-D	6-04-11	Outage Frequency, STP-R8A	NRI
8	1	RHR Between 8702 & 8701	6-04-11	Outage Frequency, STP-R8A	NRI
2	2	Auxiliary Feedwater Pump X-2 & X-3 Discharge	3-30-11	Period-2 Exam	NRI
3	2	Auxiliary Feedwater Pump X-1 Discharge	6-07-11	Period-2 Exam	NRI
12	2	Charging Injection 8801A & B to 8820	6-04-11	Period-2 Exam	NRI
17	2	Accumulator Injection Loops 1-4, Sample Lines to 9352A-D, Test & Fill lines to 8878A-D	6-04-11	Period-2 Exam	NRI

PG&E

DIABLO CANYON POWER PLANT - UNIT 2

THIRD INTERVAL, SECOND PERIOD, FIRST REFUELING OUTAGE REPORT (2R16)

MAJOR ITEM: PRESSURE TESTS

ASME SECTION XI SYSTEMS - CLASS 1 & 2

PAGE 2 of 2

TEST NO.	CLASS	DESCRIPTION	EXAM DATE	COMMENTS	RESULTS
19A	2	SI Pump Suction Piping	5-31-11	Period-2 Exam	NRI
22	2	Safety Injection Pumps Discharge to Hot Legs from 8802A & B to 8904A-D	6-04-11	Period-2 Exam	NRI
27	2	Cont Spray Pump Disch Piping to 9006A	5-25-11	Period-2 Exam	NRI
28	2	Cont Spray Pump Disch Piping to 9006B	5-24-11	Period-2 Exam	NRI
30	2	CCW Supply & Return to Cont Fan Coolers, RCPs and XS Letdown Heat Exchanger	5-31-11	Period-2 Exam	NRI
32	2	RX Vessel Level Indication and Vent System	6-04-11	Period-2 Exam	NRI

## **SECTION G**

### **Containment Penetration - Appendix J**

Note: All Appendix J penetrations were performed during the Unit-2 fourteenth refueling outage (2R14).  
The Appendix J penetrations listed here are only the penetrations that received an LLRT during 2R16.

PG&E

DIABLO CANYON POWER PLANT - UNIT 2

THIRD INTERVAL, SECOND PERIOD, FIRST REFUELING OUTAGE REPORT (2R16)

MAJOR ITEM: Containment Penetration  
Appendix J

ASME SECTION XI SYSTEMS - CONTAINMENT

PAGE 1 of 1

PEN NO.	STP NO.	Results	EXAM DATE	PEN NO.	STP NO.	Results	EXAM DATE	PEN NO.	STP NO.	Results	EXAM DATE
21	V-621	Acceptable	5-19-11	63	V-663	Acceptable	6-1-11				
22	V-623	Acceptable	5-5-11	68	V-668	Acceptable	5-6-11				
23	V-623	Acceptable	5-18-11	69	V-668	Acceptable	5-6-11 5-19-11				
30	V-630	Acceptable	5-4-11 5-17-11	71	V-671	Acceptable	5-17-11				
31	V-631	Acceptable	5-4-11	52E	V-678	Acceptable	5-6-11				
35	V-635	Acceptable	5-25-11	52F	V-678	Acceptable	5-6-11				
45	V-645	Acceptable	5-9-11	78A	V-678	Acceptable	5-6-11				
51A	V-651A	Acceptable	5-20-11	78B	V-678	Acceptable	5-6-11				
52A	V-652A	Acceptable	5-12-11	82A	V-682A	Acceptable	5-7-11				
56	V-656	Acceptable	5-14-11	82B	V-682B	Acceptable	5-12-11				
61	V-661	Acceptable	6-1-11	82C	V-682C	Acceptable	5-12-11				
62	V-662	Acceptable	6-1-11								

**SECTION H**  
**PRESERVICE INSPECTION ITEMS**  
**(Class 1, 2 & 3)**

PG&E

DIABLO CANYON POWER PLANT – UNIT 2

THIRD INTERVAL, SECOND PERIOD, FIRST REFUELING OUTAGE REPORT  
(2R16)

MAJOR ITEM: PSI

ASME SECTION XI SYSTEMS – CLASS 1, 2, & 3 PRESERVICE INSPECTION ITEMS

PAGE 1 of 3

The required preservice inspections were performed on 32 components and 6 supports during the sixteenth refueling outage.

CATEGORY	Name of Component	System	Exam Type	Work Order No.	Other Ident. Line No	Notes
B-G-2	Line-729	07	VT-1	64025061	RV-8010A	Replace RV inlet flange bolting
	Line-728	07	VT-1	64025864	RV-8010B	Replace RV inlet flange bolting
	Line-729	07	VT-1	64025213	RV-8010C	Replace RV inlet flange bolting (1 stud rejected)
	Line-729	07	VT-1	64025213	RV-8010C	Replace one inlet flange bolt
B-M-2	RV-8010A SPARE	07	VT 3-2	60017086	S/N U12S	Converted to Steam Seat
	RV-8010B SPARE	07	VT 3-2	60030977	S/N U2B	Converted to Steam Seat
	RV-8010C SPARE	07	VT 3-2	60013619	S/N U1A	Converted to Steam Seat (also inspected and reported in 2R15)
F-A	413-537SL	04	VT-3	60035923	S/N 1744	Replaced pressure retaining part
	SG 2-1, 2-2, 2-3, 2-4 LLS	07	VT-3	68015345	SG Lower Lateral Supports	Steam Generator Replacement Project (SGRP) attachments.
	SG 2-1, 2-2	07	VT-3	68011825	SG Lower Lateral Supports	SGRP attachments.
	SG 2-3, 2-4	07	VT-3	68011826	SG Lower Lateral Supports	SGRP attachments.
	CCP 2-2 Base plate	08	VT-3	68012080	CCP 2-2	Modified Pump Base Plate
	CCP 2-2 Base plate	08	VT-3	68011987	CCP 2-2	Installed New Pump Base Fin & Pin block

PG&E

DIABLO CANYON POWER PLANT – UNIT 2

THIRD INTERVAL, SECOND PERIOD, FIRST REFUELING OUTAGE REPORT  
(2R16)

MAJOR ITEM: PSI

ASME SECTION XI SYSTEMS – CLASS 1, 2, & 3 PRESERVICE INSPECTION ITEMS

PAGE 2 of 3

CATEGORY	Name of Component	System	Exam Type	Work Order No.	Other Ident. Line No	Notes
Pressure Tests Following Repair/Replacements						
	ASP1	17	VT-2	60023982	ASW PP 2-1	Replaced Pump
	SW-2-34	17	VT-2	64014329	Line-5199-4"	Replaced Valve
	SW-2-170	17	VT-2	64014330	Line-5199-4"	Replaced Valve
	SW-2-301	17	VT-2	64014331	Line-5198-4"	Replaced Valve
	SW-2-303	17	VT-2	64014332	Line-5199-4"	Replaced Valve
	MU-0-968	16	VT-2	60003281	Line-386-4"	Replaced Valve
	MU-0-727	16	VT-2	60003281	Line-386-4"	Installed spacer
	DEG-2-TCV-4	21	VT-2	64004850	DEG-2-1	Replaced Valve
	DEG-2-TCV-3	21	VT-2	64004851	DEG-2-2	Replaced Valve
	DEG-2-TCV-5	21	VT-2	64004852	DEG-2-3	Replaced Valve
	CST NOZZLE - N3	09	VT-2	60032778	N/A	Cut line and Plug nozzle
	FW-2-LCV-113	03	VT-2	60035819	Line-577-3"	Replaced Bonnet
	MS-2-5399	04	VT-2	60021139	K15-1 1/2"	Replaced Valve
---						

PG&E

DIABLO CANYON POWER PLANT – UNIT 2

THIRD INTERVAL, SECOND PERIOD, FIRST REFUELING OUTAGE REPORT

MAJOR ITEM: PSI

(2R16)

ASME SECTION XI SYSTEMS – CLASS 1, 2, & 3 PRESERVICE INSPECTION ITEMS

PAGE 3 of 3

CATEGORY	Name of Component	System	Exam Type	Work Order No.	Other Ident. Line No	Notes
Pressure Tests Following Repair/Replacements, continued:						
	MS-2-RV-3	04	VT-2	64014875	Line-228-8"	Replaced RV
	MS-2-RV-4	04	VT-2	64014884	Line-228-8"	Replaced RV
	MS-2-RV-5	04	VT-2	64014885	Line-228-8"	Replaced RV
	MS-2-RV-6	04	VT-2	64014886	Line-228-8"	Replaced RV
	MS-2-RV-222	04	VT-2	64014887	Line-228-8"	Replaced RV
	CCP2	08	VT-2	68011987	CCP-2-2	Replaced Pump
	CCP-2-2 Disch	08	VT-2	68015642	Line-46-4"	Installed Spacer / Installed RO
	CVCS-2-RV-8117	08	VT-2	64004515	Line-4002-2"	Replaced RV
	CVCS-2-RV-8121	08	VT-2	64005669	Line-62-4"	Replaced RV
	RCS-2-RV-8010A	07	VT-2	64025061	Line-729-6"	Replaced RV
	RCS-2-RV-8010B	07	VT-2	64025864	Line-728-6"	Replaced RV
	RCS-2-RV-8010C	07	VT-2	64025213	Line-727-6"	Replaced RV
	SI-2-RV-8856B	09	VT-2	64004500	Line-119-2"	Replaced RV
	CCW-2-RV-52	14	VT-2	64004513	Line-1657-4"	Replaced RV

**SECTION I**  
**REPAIRS AND REPLACEMENTS (NIS-2)**  
**(Class 1, 2 & 3)**

**FORM NIS-2 OWNER'S REPORT OF REPAIR OR REPLACEMENT ACTIVITY**  
As Required by the Provisions of the ASME Code Section XI

1. Owner Pacific Gas and Electric Company Date 8/5/2011  
77 Beale Street, San Francisco, CA 94106 Sheet 1 of 1
2. Plant Diablo Canyon Power Plant Unit 2  
P.O. Box 56, Avila Beach, CA 93424
3. Work Performed by Owner Repair Org. P.O. No., Job No., etc.  
See Above
4. Identification of System Feedwater System (03)
5. (a) Applicable Construction Code (See R/R Plans) Edition,          Addenda,          Code Case,           
(b) Applicable Edition of Section XI Utilized for Repair / Replacement Activity - 2001 Addenda, 02 / 03  
(c) Applicable Section XI Code Case(s), None

6. Identification of components.


Name of Component	Name of Manufacturer	Manufacturer Serial No.	National Board No.	Work Order No.	Other Identification Line No	Year Built	Corrected, Removed, or Installed	Pressure Test	ASME Code Stamped (Yes or No)
FW-2-LCV-113	Control Components INC.	12428-1-3	N/A	60035819-0010	Line-577-3"	1985	Installed (1)	<input checked="" type="checkbox"/>	No
FW-2-380	Anchor Darling	E6871-6-3	N/A	60036394-0010	Line-572-3"	1988	Installed (2)	<input type="checkbox"/>	No
								<input type="checkbox"/>	

7. Description of Work (1) Replaced Bonnet, Bolting and Internals, (2) Replaced Internals.
8. Tests Conducted: Hydrostatic ☐ Pneumatic ☐ Nominal Operating Pressure ☒ Exempt ☐  
Other ☐ Pressure See rmks PSIG Test Temp. amb °F
9. Remarks (1) AFW pump 2-3 disch = 1500 psig.

**CERTIFICATE OF COMPLIANCE**

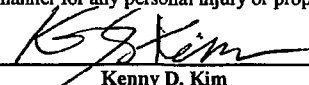
I certify that the statements made in the report are correct and that this conforms to the requirements of the ASME Code, Section XI

Type Code Symbol Stamp N/A Certificate of Authorization No. N/A Expiration Date N/A

Signed  Engineering Manager 8/16/11  
(Owner or Owner's Designee) Patrick Nugent (Title) (Date)

**CERTIFICATE OF INSPECTION**

I, the undersigned, holding a valid commission issued by the National Board of Boiler and Pressure Vessel Inspectors and the State or Province of California, And employed by HSB-CT of Hartford, CT  
have inspected the components described in this Owner's Report during the period 12/10, 2009 to 7/05, 2011,  
and state that to the best of my knowledge and belief, the Owner has performed examinations and taken corrective measures described in the Owner's Report in accordance with the requirements of the ASME Code, Section XI. By signing this certificate, neither the Inspector nor his employer makes any warranty, expressed or implied, concerning the examinations and corrective measures described in this Owner's Report. Furthermore, neither the Inspector nor his employer shall be liable in any manner for any personal injury or property damage or loss of any kind arising from or connected with this inspection.

 Inspector 8/16/2011 Commissions CA 1828 - NB 9990 A.N.I.C  
Kenny D. Kim (Title) (Date) (State or Province, National Board)

Note: Supplemental sheets in the form of lists, sketches, or drawings may be used provided (1) size is 8 1/2 x 11 in., (2) information in items 1 through 6 on this report is included on each sheet, and (3) each sheet is numbered and the number of sheets is recorded at the top of this form.

**FORM NIS-2 OWNER'S REPORT OF REPAIR OR REPLACEMENT ACTIVITY**  
As Required by the Provisions of the ASME Code Section XI

1. Owner Pacific Gas and Electric Company Date 8/5/2011  
77 Beale Street, San Francisco, CA 94106 Sheet 1 of 2

2. Plant Diablo Canyon Power Plant Unit 2  
P.O. Box 56, Avila Beach, CA 93424

3. Work Performed by Owner  
See Above Repair Org. P.O. No., Job No., etc.

4. Identification of System Turbine Steam Supply System (04)

5. (a) Applicable Construction Code (See R/R Plans) Edition,          Addenda,          Code Case,           
(b) Applicable Edition of Section XI Utilized for Repair / Replacement Activity - 2001 Addenda, 02 / 03  
(c) Applicable Section XI Code Case(s), None

6. Identification of components.

Name of Component	Name of Manufacturer	Manufacturer Serial No.	National Board No.	Work Order No.	Other Identification Line No	Year Built	Corrected, Removed, or Installed	Pressure Test	ASME Code Stamped (Yes or No)
MS-2-PCV-22	Copes -Vulcan Inc.	6910.95009	N/A	60006131-0200	Line-225-8"	1985	Installed (1)	<input type="checkbox"/>	No
MS-2-PCV-22	Copes -Vulcan Inc.	6910.95009	N/A	60006131-0700	Line-225-8"	1985	Corrected (2)	<input type="checkbox"/>	No
MS-2-PCV-22	Copes -Vulcan Inc.	6910.95009	N/A	60010848-0010	Line-225-8"	1985	Installed (3)	<input type="checkbox"/>	No
MS-2-PCV-21	Copes -Vulcan Inc.	6910.95009	N/A	60016110-0020	Line-226-8"	1985	Installed (3)	<input type="checkbox"/>	No

7. Description of Work (1) Replaced bonnet bolting, (2) Drilled and tapped damaged bolt hole / fabbed and installed new step stud,  
(3) Replaced internals.

8. Tests Conducted: Hydrostatic ☐ Pneumatic ☐ Nominal Operating Pressure ☒ Exempt ☐  
Other ☐ Pressure See rmks PSIG Test Temp. see rmks °F

9. Remarks Main Steam Lead 1 = 930 psig, Thot = 575 °F.,

**CERTIFICATE OF COMPLIANCE**

I certify that the statements made in the report are correct and that this conforms to the requirements of the ASME Code, Section XI

Type Code Symbol Stamp N/A Certificate of Authorization No. N/A Expiration Date N/A

Signed [Signature] Engineering Manager 8/16/11  
(Owner or Owner's Designee) Patrick Nugent (Title) (Date)

**CERTIFICATE OF INSPECTION**

I, the undersigned, holding a valid commission issued by the National Board of Boiler and Pressure Vessel Inspectors and the State or Province of California, And employed by HSB-CT of Hartford, CT  
have inspected the components described in this Owner's Report during the period 12/10, 2009 to 7/05, 2011,  
and state that to the best of my knowledge and belief, the Owner has performed examinations and taken corrective measures described in the Owner's Report in accordance with the requirements of the ASME Code, Section XI. By signing this certificate, neither the Inspector nor his employer makes any warranty, expressed or implied, concerning the examinations and corrective measures described in this Owner's Report. Furthermore, neither the Inspector nor his employer shall be liable in any manner for any personal injury or property damage or loss of any kind arising from or connected with this inspection.

[Signature] Inspector 8/16/2011 Commissions CA 1828 - NB 9990 A.N.I.C  
Kenny D. Kim (Title) (Date) (State or Province, National Board)

Note: Supplemental sheets in the form of lists, sketches, or drawings may be used provided (1) size is 8 1/2 x 11 in., (2) information in items 1 through 6 on this report is included on each sheet, and (3) each sheet is numbered and the number of sheets is recorded at the top of this form.



DATA PACKAGE NO. 041032

FORM NPV-1 CERTIFICATE HOLDERS' DATA REPORT FOR NUCLEAR PUMPS OR VALVES \*  
As Required by the Provisions of the ASME Code, Section III, Division 1

Pg. 1 of 2

1. Manufactured and certified by VELAN INC. 2125 WARD AVE, MONTREAL, QUEBEC CANADA H4M1T6  
(name and address of N Certificate Holder)  
2. Manufactured for FRAMATOME ANP. 3315-A OLD FOREST RD., LYNCHBURG, VA., USA, 24501  
(name and address of purchaser)  
3. Location of installation N/A  
(name and address)  
4. Model No., Series No., or Type: GATE Drawing PL-76800-N01 Rev H CRN N/A  
5. ASME Code, Section III, Division 1: 1989 NONE 1 N/A  
(edition) (addenda date) (class) (Code Case no.)  
6. Pump or valve VALVE Nominal inlet size 1 1/2 Outlet size 1 1/2"  
(in.) (in.)  
7. Material: Body SA-105 Bonnet SA-105 Disk SA-351, CF8M Bolting SA-193, GR B7  
SA-194, GR 2H

(a)  
Cert.  
Holder's  
Serial No.

(b)  
Nat'l  
Board  
No.

(c)  
Body  
Serial  
No.

(d)  
Bonnet  
Serial  
No.

(e)  
Disk  
Serial  
No.

041032-1  
041032-2  
041032-3  
041032-4  
041032-5  
041032-6  
041032-7  
041032-8  
041032-9

N/A  
N/A  
N/A  
N/A  
N/A  
N/A  
N/A  
N/A  
N/A

H/C: MMOJT2  
H/C: MMOJT2  
H/C: MMOJT2  
H/C: MMOJT2  
H/C: MMOJT2  
H/C: MMOJT2  
H/C: MMOJT2  
H/C: MMOJT2  
H/C: MMOJT2

H/C: V-I  
H/C: V-I  
H/C: V-I  
H/C: V-I  
H/C: V-I  
H/C: V-I  
H/C: V-I  
H/C: V-I  
H/C: V-I

H/C: 11K  
H/C: 11K  
H/C: 11K  
H/C: 11K  
H/C: 11K  
H/C: 11K  
H/C: 11K  
H/C: 11K  
H/C: 11K

Supplemental information in form of lists, sketches, or drawings may be used provided (1) size is 8 1/2 x 11, (2) information in items 1 through 4 on this Data Report is included on each sheet, (3) each sheet is numbered and the number of sheets is recorded at the top of this form.

(12/88) This form (E00037) may be obtained from the Order Dept., ASME, 22 LAW DRIVE, Box 2300, Fairfield, NJ 07007-2300.

FRA-ANP  
OP SUP  
REG

PAGE 3a OF 23a

FORM NPV-1 (Back - Pg. 2 of 2 )

Certificate Holder's Serial No. 041032

8. Design conditions 1975 psi 100 °F or valve pressure class 800 (1)  
 (pressure) (temperature)  
 9. Cold working pressure 1975 psi at 100°F  
 10. Hydrostatic test 2975 psi. Disk differential test pressure 2175 psi  
 11. Remarks: MATERIALS MEET ASME SECTION II EDITION: 1989 ADDENDA: NONE

CERTIFICATE OF DESIGN

Design Specification certified by M. LAVIGNE P.E. State QUE Reg. no. 40052  
 Design report certified by S. ISBITSKY P.E. State QUE Reg. no. 22115

CERTIFICATE OF COMPLIANCE

We certify that the statements made in this report are correct and that this pump or valve conforms to the rules for construction of the ASME Code, Section III, Division 1.  
 N Certificate of Authorization No. N-2797-1 Expires APR 20, 2007

Date MAY 14 2004 Name VELAN INC. Signed G. O'Donnell  
 (N Certificate Holder) (authorized representative)

CERTIFICATE OF INSPECTION

I, the undersigned, holding a valid commission issued by the National Board of Boiler and Pressure Vessel Inspectors and the State or Province of QUEBEC and employed by REGIE DU BATIMENT of QUEBEC have inspected the pump, or valve, described in this Data Report on May 25/2004, and state that to the best of my knowledge and belief, the Certificate Holder has constructed this pump, or valve, in accordance with the ASME Code, Section III, Division 1.

By signing this certificate, neither the inspector nor his employer makes any warranty, expressed or implied, concerning the component described in this Data Report. Furthermore, neither the inspector nor his employer shall be liable in any manner for any personal injury or property damage or a loss of any kind arising from or connected with this inspection.

Date May 25/2004 signed J.P. FACHINETTI Commissions QUEBEC  
 (Authorized Inspector) (Nat'l. Bd. (incl. endorsements) and State or prov. and no.)

(1) For manually operated valves only.

FRA-ANP  
OP SUP  
REG

**FORM NIS-2 OWNER'S REPORT OF REPAIR OR REPLACEMENT ACTIVITY**  
As Required by the Provisions of the ASME Code Section XI

1. Owner Pacific Gas and Electric Company Date 8/5/2011  
77 Beale Street, San Francisco, CA 94106 Sheet 1 of 2

2. Plant Diablo Canyon Power Plant Unit 2  
P.O. Box 56, Avila Beach, CA 93424

3. Work Performed by Owner Repair Org. P.O. No., Job No., etc.  
See Above

4. Identification of System Reactor Coolant System (07)

5. (a) Applicable Construction Code (See R/R Plans) Edition,          Addenda,          Code Case,           
(b) Applicable Edition of Section XI Utilized for Repair / Replacement Activity - 2001 Addenda, 02 / 03  
(c) Applicable Section XI Code Case(s), None

6. Identification of components.

Name of Component	Name of Manufacturer	Manufacturer Serial No.	National Board No.	Work Order No.	Other Identification Line No	Year Built	Corrected, Removed, or Installed	Pressure Test	ASME Code Stamped (Yes or No)
Spare Pzr RV	Crosby Valve	U12S	Unk	60017086-0010	S/C 957861	Unk	Installed (1)	<input checked="" type="checkbox"/>	Yes
Spare Pzr RV	Crosby Valve	U2B	Unk	60030977-0010	S/C 957862	Unk	Installed (1)	<input checked="" type="checkbox"/>	Yes
RCS-2-8078A/B	Target Rock Corp.	9082837-004 *	N/A	60032303-0010	Line-6010-1"	2009	Installed (2)	<input checked="" type="checkbox"/>	No
RCS-2-8078C/D	Target Rock Corp.	9082837-005 *	N/A	60032303-0020	Line-6009-1"	2009	Installed (2)	<input checked="" type="checkbox"/>	No
SG-02-02SL-NE	Paul Munroe	1695	N/A	60036548-0020	SG-2-2	1984	Installed (3)	<input type="checkbox"/>	No

7. Description of Work (1) Replaced internals (convert to steam seat), (2) Replaced Head Vent spool piece assembly S/C D962038,  
(3) Replaced control unit fluid line tee.

8. Tests Conducted: Hydrostatic ☐ Pneumatic ☐ Nominal Operating Pressure ☒ Exempt ☐  
Other ☐ Pressure see rmks PSIG Test Temp. see rmks °F

9. Remarks RCS = 2244 psig, / 541°F  
\* = Manufacturer's Code Data Report attached,

**CERTIFICATE OF COMPLIANCE**

I certify that the statements made in the report are correct and that this conforms to the requirements of the ASME Code, Section XI

Type Code Symbol Stamp N/A Certificate of Authorization No. N/A Expiration Date N/A  
Signed Patrick Nugent Engineering Manager 8/16/11  
(Owner or Owner's Designee) (Title) (Date)

**CERTIFICATE OF INSPECTION**

I, the undersigned, holding a valid commission issued by the National Board of Boiler and Pressure Vessel Inspectors and the State or Province of California, And employed by HSB-CT of Hartford, CT  
have inspected the components described in this Owner's Report during the period 12/10, 2009 to 7/05, 2011, and state that to the best of my knowledge and belief, the Owner has performed examinations and taken corrective measures described in the Owner's Report in accordance with the requirements of the ASME Code, Section XI. By signing this certificate, neither the Inspector nor his employer makes any warranty, expressed or implied, concerning the examinations and corrective measures described in this Owner's Report. Furthermore, neither the Inspector nor his employer shall be liable in any manner for any personal injury or property damage or loss of any kind arising from or connected with this inspection.

Kenny D. Kim Inspector 8/16/2011 Commissions CA 1828 - NB 9990 A.N.I.C  
(Title) (Date) (State or Province, National Board)

Note: Supplemental sheets in the form of lists, sketches, or drawings may be used provided (1) size is 8 1/2 x 11 in., (2) information in items 1 through 6 on this report is included on each sheet, and (3) each sheet is numbered and the number of sheets is recorded at the top of this form.



**FORM N-5 CERTIFICATE HOLDER'S DATA REPORT FOR INSTALLATION OR SHOP ASSEMBLY OF  
NUCLEAR POWER PLANT COMPONENTS, SUPPORTS, AND APPURTENANCES\***  
As Required by the Provisions of the ASME Code, Section III, Division 1

Pg. 1 of 3

1. Installed and certified by AREVA NP Inc., 3315 Old Forest Rd, Lynchburg VA, 24501  
(Name and address of N or NA Certificate Holder)
2. Installed for Pacific Gas & Electric Company (PG&E) 77 Beale Street, San Francisco, CA 94105, (USA)  
(Name and address of Purchaser)
3. Location of installation Diablo Canyon Power Plant Unit #1 P.O. Box 56, Avila Beach, CA. 94354 (USA)  
(Name and address)
4. System Identification  

Sub Assembly SOV 4	9082837-004	02-9082837E Rev 002	N/A	N/A	2009
<small>(system name)</small>	<small>(Cert. Holder's serial no.)</small>	<small>(drawing no.)</small>	<small>(CRN)</small>	<small>(National Bd. no.)</small>	<small>(year installed)</small>
5. ASME Code, Section III, Division 1  

2001	2003	Class 1	N-411-1
<small>(edition)</small>	<small>(addenda date)</small>	<small>(class)</small>	<small>(Code Case no.)</small>
6. N Certificate Holder having overall responsibility AREVA NP Inc., 3315 Old Forest Rd, Lynchburg VA, 24501  
(Name and address)

7. Nuclear components, parts, appurtenances, and supports installed: (List each item and attach copies of N Certificate Holders' Data Reports and NPT Certificate Holder's Data Reports.)

**Components**

(a) Comp. or Appurt.	(b) Name of Certificate Holder	(c) Serial No.	(d) CRN No.	(e) National Bd. No.	(f) Year Built
1" Solenoid Operated Valve Model 08H-001	Tenet Rock 1966E Broadhollow Road E. Farmingdale, NY 11735	S/N: 3, S/N: 4	N/A	N/A	N/A

**Piping and part installation**

(a) Piping or Part Subassembly	(b) Name of Certificate Holder	(c) Serial No.	(d) CRN No.	(e) National Bd. No.	(f) Year Built—Parts Only
N/A	N/A	N/A	N/A	N/A	N/A

**Support installation**

(a) Support No.	(b) Name of Certificate Holder	(c) Serial No.	(d) Design Rept./Load Capac. Data Sheet	(e) CRN No.	(f) National Bd. No.	(g) Year Built
N/A	N/A	N/A	N/A	N/A	N/A	N/A

**Additional material excluding welding material**

(a) Name of Manufacturer	(b) Material Spec. No.	(c) Dimensions—Overall
See sheet 3	See sheet 3	See sheet 3

8. Installation in accordance with

Procedure or Drawing No.	Prepared by
50-9073949 Rev 000 as modified by 30-9111841 Rev 000	DH Wood
02- 9082837E Rev 002	DH Wood
02- 9046308D Rev 007, and 02-9048310D Rev 005	DH Wood

9. Hydrostatic test pressure 3107 PSIG at temp. 66°F . System design pressure 2485 PSIG at temp. 650°F

10. Remarks

Piping subassemblies fabricated in accordance with AREVA Certified Design Specification 08-9044418-004.  
Piping subassemblies marked with serial number in lieu of stamping

\* Supplemental information in the form of lists, sketches, or drawings may be used provided: (1) size is 8 1/2 x 11; (2) information in Items 1 and 4 on this Data Report is included on each sheet; and (3) each sheet is numbered and the number of sheets is recorded at the top of this form.

## CERTIFICATION OF DESIGN FOR PIPING SYSTEM

Design information on file at AREVA NP Inc., 3315 Old Forest Rd, Lynchburg VA, 24501

Design report on file at AREVA NP Inc., 3315 Old Forest Rd, Lynchburg VA, 24501

Design specification certified by Larry Davis P.E. State CA Reg. no. M33472

Design report certified by James Richard Harrington. P.E. State CA Reg. no. M33811

Design conditions of pressure piping 2485 psi. Temp. 650 °F.

## CERTIFICATE OF INSTALLATION COMPLIANCE

We certify that the statements made in this report are correct and that this installation conforms to the rules for construction of the ASME Code, Section III, Division 1, and was performed in accordance with the documents listed in 8 above.

N or NA Certificate of Authorization No. N/A Expires N/A

Date N/A Name N/A Signed N/A  
(N or NA Certificate Holder) (authorized representative)

## CERTIFICATE OF INSTALLATION INSPECTION

I, the undersigned, holding a valid commission issued by the National Board of Boiler and Pressure Vessel Inspectors and the State or Province of N/A and employed by N/A of N/A have inspected the installation of the items described in this Data Report on N/A and state that to the best of my knowledge and belief, the Certificate of Authorization Holder has performed this installation in accordance with the ASME Code, Section III, Division 1.

By signing this certificate neither the inspector nor his employer makes any warranty, expressed or implied, concerning the installation described in this Data Report. Furthermore, neither the inspector nor his employer shall be liable in any manner for any personal injury or property damage or a loss of any kind arising from or connected with this inspection.

Date N/A Signed N/A Commissions N/A  
(Authorized Nuclear Inspector) (Nat'l. Bd. (incl. endorsements) and state or prov. and no.)

## CERTIFICATE OF COMPLIANCE FOR OVERALL RESPONSIBILITY

Following completion of the above, the Certificate of Authorization Holder accepting overall responsibility for the piping system shall complete the following statement.

We certify that the statements made by this report are correct and that the piping system conforms to the rules for construction of the ASME Code, Section III, Division 1.

N Certificate of Authorization No. N-1650 Expires June 12, 2012

Date 7/16/09 Name AREVA NP Inc. Signed Michael O'Brien  
(N Certificate Holder) (authorized representative)

## CERTIFICATE OF INSPECTION

I, the undersigned, holding a valid commission issued by the National Board of Boiler and Pressure Vessel Inspectors and the State or Province of Virginia and employed by HSB-CT of Hartford, CT have inspected the piping system described in this Data Report on 7/16/09 and state that to the best of my knowledge and belief, the Certificate Holder has connected this piping system in accordance with the ASME Code, Section III, Division 1.

By signing this certificate neither the inspector nor his employer makes any warranty, expressed or implied, concerning the piping system described in this Data Report. Furthermore, neither the inspector nor his employer shall be liable in any manner for any personal injury or property damage or a loss of any kind arising from or connected with this inspection.

Date 7/16/09 Signed Ophelia Hatcher Commissions 5656 ABN, VA, 105R  
(Authorized Nuclear Inspector) (National Bd. (incl. endorsements), and state or prov. and no.)

**CERTIFICATE HOLDERS' DATA REPORT SUPPLEMENTARY SHEET**  
**As Required by the Provisions of the ASME Code Section III**

Pg. 3 of 3

Certificate Holder's Serial Nos. S/N 9082837-004

Attachment to ASME FORM N-5 for Subassembly SOV-4,

1. Installed and Certified by: AREVA NP, 3315 Old Forest Rd, Lynchburg VA, 24501
4. System Identification: Subassembly SOV-4, S/N 9082837-004, Drawing 02-9082837E Rev 002, CRN: N/A, National Board no: N/A, Year Built: 2009.

SUB-ASSEMBLY SOV-4 - S/N 9082837-004				
Qty	Manufacturer	Description	Heat #	Overall Dimensions
3PC	Energy and Process Corporation	1" SCH 160 SEAMLESS PIPE, SA-376 TP 304	HT# 39131	Ø1.32x6.75 Ø1.32x10.5 Ø1.32x4.80
2	Energy and Process Corporation	1" R.F. FLANGE #1500 SW SCH 160 BORE, SA-182 F347	HT# 9387H	Ø5.88x1.62

**FORM N-5 CERTIFICATE HOLDER'S DATA REPORT FOR INSTALLATION OR SHOP ASSEMBLY OF  
NUCLEAR POWER PLANT COMPONENTS, SUPPORTS, AND APPURTENANCES\***  
As Required by the Provisions of the ASME Code, Section III, Division 1

Pg. 1 of 3

1. Installed and certified by AREVA NP Inc., 3315 Old Forest Rd, Lynchburg VA, 24501  
(name and address of N or NA Certificate Holder)
2. Installed for Pacific Gas & Electric Company (PG&E) 77 Beale Street, San Francisco, CA 94105, (USA)  
(name and address of Purchaser)
3. Location of installation Diablo Canyon Power Plant P.O. Box 56, Avila Beach, CA. 94354 (USA)  
(name and address)
4. System Identification Sub Assembly SOV 5 9082837-005 02-9082837E Rev 002 N/A N/A 2009  
(system name) (Cert. Holder's serial no.) (drawing no.) (CRN) (National Bd. no.) (year installed)
5. ASME Code, Section III, Division 1 2001 2003 Class 1 N-411-1  
(edition) (addenda date) (class) (Code Case no.)
6. N Certificate Holder having overall responsibility AREVA NP Inc., 3315 Old Forest Rd, Lynchburg VA, 24501  
(name and address)

7. Nuclear components, parts, appurtenances, and supports installed: (List each item and attach copies of N Certificate Holders' Data Reports and NPT Certificate Holder's Data Reports.)

**Components**

(a) Comp. or Appurt.	(b) Name of Certificate Holder	(c) Serial No.	(d) CRN No.	(e) National Bd. No.	(f) Year Built
1" Solenoid Operated Valve Model 08H-001	Target Rock 1966E Broadhollow Road E. Farmingdale, NY 11735	S/N: 10, S/N: 11	N/A	N/A	N/A

**Piping and part installation**

(a) Piping or Part Subassembly	(b) Name of Certificate Holder	(c) Serial No.	(d) CRN No.	(e) National Bd. No.	(f) Year Built—Parts Only
N/A	N/A	N/A	N/A	N/A	N/A

**Support installation**

(a) Support No.	(b) Name of Certificate Holder	(c) Serial No.	(d) Design Rept./Load Capac. Data Sheet	(e) CRN No.	(f) National Bd. No.	(g) Year Built
N/A	N/A	N/A	N/A	N/A	N/A	N/A

**Additional material excluding welding material**

(a) Name of Manufacturer	(b) Material Spec. No.	(c) Dimensions—Overall
See sheet 3	See sheet 3	See sheet 3

8. Installation in accordance with

Procedure or Drawing No.	Prepared by
50-9073949 Rev 000 as modified by 30-9111841 Rev 000	DH Wood
02-9082837E Rev 002	DH Wood
02-9046308D Rev 007, and 02-9046310D Rev 005	DH Wood

9. Hydrostatic test pressure 3107 PSIG at temp. 67°F System design pressure 2485 PSIG at temp. 650°F

10. Remarks

Piping subassemblies fabricated in accordance with AREVA Certified Design Specification 08-9044418-004.

Piping subassemblies marked with serial number in lieu of stamping

This subassembly is a spare and can be used in Unit #1 or Unit #2.

\* Supplemental information in the form of lists, sketches, or drawings may be used provided: (1) size is 8 1/2 x 11; (2) information in items 1 and 4 on this Data Report is included on each sheet; and (3) each sheet is numbered and the number of sheets is recorded at the top of this form.

## CERTIFICATION OF DESIGN FOR PIPING SYSTEM

Design information on file at AREVA NP Inc., 3315 Old Forest Rd, Lynchburg VA, 24501

Design report on file at AREVA NP Inc., 3315 Old Forest Rd, Lynchburg VA, 24501

Design specification certified by Larry Davis P.E. State CA Reg. no. M33472

Design report certified by James Richard Harrington. P.E. State CA Reg. no. M33811

Design conditions of pressure piping 2485 psi. Temp. 650 °F.

## CERTIFICATE OF INSTALLATION COMPLIANCE

We certify that the statements made in this report are correct and that this installation conforms to the rules for construction of the ASME Code, Section III, Division 1, and was performed in accordance with the documents listed in 8 above.

N or NA Certificate of Authorization No. N/A Expires N/A

Date N/A Name N/A (N or NA Certificate Holder) Signed N/A (authorized representative)

## CERTIFICATE OF INSTALLATION INSPECTION

I, the undersigned, holding a valid commission issued by the National Board of Boiler and Pressure Vessel Inspectors and the State or Province of N/A and employed by N/A of N/A have inspected the installation of the items described in this Data Report on N/A and state that to the best of my knowledge and belief, the Certificate of Authorization Holder has performed this installation in accordance with the ASME Code, Section III, Division 1.

By signing this certificate neither the inspector nor his employer makes any warranty, expressed or implied, concerning the installation described in this Data Report. Furthermore, neither the inspector nor his employer shall be liable in any manner for any personal injury or property damage or a loss of any kind arising from or connected with this inspection.

Date N/A Signed N/A (Authorized Nuclear Inspector) Commissions N/A (Nat'l. Bd. (incl. endorsements) and state or prov. and no.)

## CERTIFICATE OF COMPLIANCE FOR OVERALL RESPONSIBILITY

Following completion of the above, the Certificate of Authorization Holder accepting overall responsibility for the piping system shall complete the following statement.

We certify that the statements made by this report are correct and that the piping system conforms to the rules for construction of the ASME Code, Section III, Division 1.

N Certificate of Authorization No. N-1650 Expires June 12, 2012

Date 7/16/09 Name AREVA NP Inc. (N Certificate Holder) Signed Michael Butler (authorized representative)

## CERTIFICATE OF INSPECTION

I, the undersigned, holding a valid commission issued by the National Board of Boiler and Pressure Vessel Inspectors and the State or Province of Virginia and employed by HSB-CT of Hartford, CT have inspected the piping system described in this Data Report on 7/16/09 and state that to the best of my knowledge and belief, the Certificate Holder has connected this piping system in accordance with the ASME Code, Section III, Division 1.

By signing this certificate, neither the inspector nor his employer makes any warranty, expressed or implied, concerning the piping system described in this Data Report. Furthermore, neither the inspector nor his employer shall be liable in any manner for any personal injury or property damage or a loss of any kind arising from or connected with this inspection.

Date 7/16/09 Signed Ophelia Fletcher (Authorized Nuclear Inspector) Commissions 5656 ABN, VA, 105R (National Bd. (incl. endorsements), and state or prov. and no.)

**CERTIFICATE HOLDERS' DATA REPORT SUPPLEMENTARY SHEET**  
**As Required by the Provisions of the ASME Code Section III**

Pg. 3 of 3

Certificate Holder's Serial Nos. S/N 9082837-005

Attachment to ASME FORM N-5 for Subassembly SOV-5,

1. Installed and Certified by: AREVA NP, 3315 Old Forest Rd, Lynchburg VA, 24501

4. System Identification: Subassembly SOV-5, S/N 9082837-005, Drawing 02-9082837E Rev 002, CRN: N/A, National Board no: N/A, Year Built: 2009.

SUB-ASSEMBLY SOV-5 - S/N 9082837-005				
Qty	Manufacturer	Description	Heat #	Overall Dimensions
3PC	Energy and Process Corporation	1" SCH 160 SEAMLESS PIPE, SA-376 TP 304	HT# 39131	Ø1.32x6.75 Ø1.32x10.5 Ø1.32x4.80
2	Energy and Process Corporation	1" R.F. FLANGE #1500 SW SCH 160 BORE, SA-182 F347	HT# 9387H	Ø5.88x1.62

**FORM NIS-2 OWNER'S REPORT OF REPAIR OR REPLACEMENT ACTIVITY**  
As Required by the Provisions of the ASME Code Section XI

1. Owner Pacific Gas and Electric Company Date 8/5/2011  
77 Beale Street, San Francisco, CA 94106 Sheet 1 of 2

2. Plant Diablo Canyon Power Plant Unit 2  
P.O. Box 56, Avila Beach, CA 93424

3. Work Performed by Owner Repair Org. P.O. No., Job No., etc.  
See Above

4. Identification of System Chemical and Volume Control System (08)

5. (a) Applicable Construction Code (See R/R Plans) Edition,          Addenda,          Code Case,           
(b) Applicable Edition of Section XI Utilized for Repair / Replacement Activity - 2001 Addenda, 02 / 03  
(c) Applicable Section XI Code Case(s), None

6. Identification of components.

Name of Component	Name of Manufacturer	Manufacturer Serial No.	National Board No.	Work Order No.	Other Identification Line No	Year Built	Corrected, Removed, or Installed	Pressure Test	ASME Code Stamped (Yes or No)
Spare RV	Crosby Valve	RV-2-8121-PEG	N/A	60001493-0100	S/C D937300	Unk	Installed (1)	<input type="checkbox"/>	No
CVCS-2-8487A	Velan Valve	061026-2 *	N/A	60006802-0020	Line-72-2"	Unk	Installed (2)	<input checked="" type="checkbox"/>	No
Spare RV	Crosby Valve	RV-2-8117 PEG	N/A	60017027-0010	S/C D937306	Unk	Installed (1)	<input type="checkbox"/>	No
Line-51-2"	Pullman / Kellogg	N/A	N/A	60036625-0010	At pipe clamp for spt 2212-29	1985	Corrected (3)	<input type="checkbox"/>	No
CCP2-2	HydroAire Inc.	5979-01 *	N/A	68011987-0030	CCP2-2	2011	Installed (4)	<input checked="" type="checkbox"/>	No
CCP2-2	HydroAire Inc.	5979-01	N/A	68011987-0110	CCP2-2	2011	Installed (5)	<input type="checkbox"/>	No

7. Description of Work (1) Replaced internals (rebuild & return to stock), (2) Replaced valve and associated piping,  
(3) Base metal repair (surface indication), (4) Replaced Charging Pump, (5) Replace pump pedestal fin and pin blocks by welding.

8. Tests Conducted: Hydrostatic ☐ Pneumatic ☐ Nominal Operating Pressure ☒ Exempt ☐  
Other ☐ Pressure see rmks PSIG Test Temp. see rmks °F

9. Remarks Charging discharge press = 2700 psig. at ambient temp.

\* = Manufacturer's Code Data Report attached.

**CERTIFICATE OF COMPLIANCE**

I certify that the statements made in the report are correct and that this conforms to the requirements of the ASME Code, Section XI

Type Code Symbol Stamp N/A Certificate of Authorization No. N/A Expiration Date N/A  
Signed [Signature] Engineering Manager 8/16/11  
(Owner or Owner's Designee) Patrick Nugent (Title) (Date)

**CERTIFICATE OF INSPECTION**

I, the undersigned, holding a valid commission issued by the National Board of Boiler and Pressure Vessel Inspectors and the

State or Province of California, And employed by HSB-CT of Hartford, CT  
have inspected the components described in this Owner's Report during the period 12/10, 2009 to 7/05, 2011,

and state that to the best of my knowledge and belief, the Owner has performed examinations and taken corrective measures described in the Owner's Report in accordance with the requirements of the ASME Code, Section XI. By signing this certificate, neither the Inspector nor his employer makes any warranty, expressed or implied, concerning the examinations and corrective measures described in this Owner's Report. Furthermore, neither the Inspector nor his employer shall be liable in any manner for any personal injury or property damage or loss of any kind arising from or connected with this inspection.

[Signature] Inspector 8/16/2011 Commissions CA 1828 - NB 9990 A.N.I.C  
Kenny D. Kim (Title) (Date) (State or Province, National Board)

Note: Supplemental sheets in the form of lists, sketches, or drawings may be used provided (1) size is 8 1/2 x 11 in., (2) information in items 1 through 6 on this report is included on each sheet, and (3) each sheet is numbered and the number of sheets is recorded at the top of this form.

1. Owner	<u>Pacific Gas and Electric Company</u> <u>77 Beale Street, San Francisco, CA 94106</u>	Date <u>8/5/2011</u> Sheet <u>2</u> of <u>2</u>
2. Plant	<u>Diablo Canyon Power Plant</u> <u>P.O. Box 56, Avila Beach, CA 93424</u>	Unit <u>2</u>
3. Work Performed by	<u>Owner</u> <u>See Above</u>	<u>Repair Org. P.O. No., Job No., etc.</u>
4. Identification of System	<u>Chemical and Volume Control System (08)</u>	
5. (a) Applicable Construction Code	<u>See R/R Plan</u> Edition, <u>        </u>	Addenda, <u>        </u> Code Case, <u>        </u>
(b) Applicable Edition of Section XI Utilized for Repair / Replacement Activity -	<u>2001</u>	Addenda, <u>02 / 03</u>
(c) Applicable Section XI Code Case(s),	<u>None</u>	
6. Identification of components.		

[illegible]

7. Remarks (6) Install temporary weld to pump support structure, (7) Modify pump base plate (drill holes for epoxy injection), (8) Install / modify balancing line support, (9) Replace balancing line support bolting, (10) Repair of base metal gouges in pump pedestal, (11) Install spacer.

[illegible]

(12/88) This form (E00037) may be obtained from the Order Dept., ASME, 22 LAW DRIVE, Box 2300, Fairfield, NJ 07007-2300.

Certificate Holder's Serial No. 061026

8. Design conditions 6430 psi 100 °F or valve pressure class 2680 (1)  
(pressure) (temperature)  
9. Cold working pressure 6430 psi at 100°F  
10. Hydrostatic test 9650 psi. Disk differential test pressure 7075 psi  
11. Remarks: MATERIALS MEET ASME SECTION II EDITION: 1989 ADDENDA: NONE

#### CERTIFICATE OF DESIGN

Design Specification certified by M. LAVIGNE P.E. State QUE Reg. no. 40052  
Design report certified by S. ISBITSKY P.E. State QUE Reg. no. 22115

#### CERTIFICATE OF COMPLIANCE

We certify that the statements made in this report are correct and that this pump or valve conforms to the rules for construction of the ASME Code, Section III, Division 1.

N Certificate of Authorization No. N-2797-1 Expires APR 20, 2007

Date NOV 29 2006

Name VELAN INC.

(N Certificate Holder)

Signed

[Signature]  
(authorized representative)

#### CERTIFICATE OF INSPECTION

I, the undersigned, holding a valid commission issued by the National Board of Boiler and Pressure Vessel Inspectors and the State or Province of QUEBEC and employed by REGIE DU BATIMENT of QUEBEC have inspected the pump, or valve, described in this Data Report on November 30, 2006, and state that to the best of my knowledge and belief, the Certificate Holder has constructed this pump, or valve, in accordance with the ASME Code, Section III, Division 1.

By signing this certificate, neither the inspector nor his employer makes any warranty, expressed or implied, concerning the component described in this Data Report. Furthermore, neither the inspector nor his employer shall be liable in any manner for any personal injury or property damage or a loss of any kind arising from or connected with this inspection.

Date Nov. 30/2006

signed

[Signature]  
(Authorized Inspector)

Commissions QUEBEC

J.P. FACHINETTI QC# 13813

(Nat'l. Bd. (incl. endorsements) and state or prov. and

no.)

(1) For manually operated valves only.

Pg. 1 of 7

1. Manufactured and certified by Pacific Gas & Electric Company, 245 Market St., San Francisco, CA 94105  
(name and address of N Certificate Holder)

2. Manufactured for Diablo Canyon Power Plant, 9mi N/W of Avila Beach, Avila Beach, CA 93424  
(name and address of Purchaser)

3. Location of installation 2-1/2" RLIJ Drawing 1056565 Rev. 3 CRN N/A  
(name and address)

4. Model No., Series No., or Type 2001 2003 2 N/A  
(edition) (addenda date) (class) (Code Case no.)

5. ASME Code, Section III, Division 1 2-1/2" Nominal inlet size 6" NPS Outlet size 4" NPS

6. Pump or valve

7. Material  
(a) valve Body N/A Bonnet N/A Disk N/A Bolting N/A  
(b) pump Casing SA182, F304 Cover SA182, F304 Bolting SA193 B7

[illegible]

(09/06)

Hydroatroc  
QAM S.G.  
Review  
MIS 3/21/2011

## FORM NPV-1 (Back — Pg. 2 of 7)

Certificate Holder's Serial No. 5979-01

8. Design conditions. 2800 psig 300° F or valve pressure class N/A  
(pressure) (temperature)
9. Cold working pressure N/A
10. Hydrostatic test 4750 psig Disk differential test pressure N/A
11. Remarks Suction nozzle design pressure of 220 psi & discharge nozzle of  
2800 psig. Hydro test at the suction end was done at 375 psig.  
See attached pages 3 & 4 for material sources and material  
identifications.

## CERTIFICATION OF DESIGN

Design Specification certified by Ranjit A. Lovell P.E. State CA Reg. no. 22223  
 Design Report certified by Ira J. Silverman P.E. State CA Reg. no. 23241

## CERTIFICATE OF COMPLIANCE

We certify that the statements made in this report are correct and that this pump or valve conforms to the rules for construction of the ASME Code, Section III, Division 1.

N Certificate of Authorization No. N-3352 Expires May 8, 2012

Date 3/21/2011 Name HydroAire Services, Inc. Signed [Signature]  
(N Certificate Holder) (authorized representative)

## CERTIFICATE OF INSPECTION

I, the undersigned, holding a valid commission issued by the National Board of Boiler and Pressure Vessel Inspectors and the State or Province of Illinois and employed by OneBeacon America Insurance Company

of Lynn, Massachusetts have inspected the pump, or valve, described in this Data Report on 3/21/11 and state that to the best of my knowledge and belief, the Certificate Holder has constructed this pump, or valve, in accordance with the ASME Code, Section III, Division 1.

By signing this certificate neither the inspector nor his employer makes any warranty, expressed or implied, concerning the component described in this Data Report. Furthermore, neither the inspector nor his employer shall be liable in any manner for any personal injury or property damage or a loss of any kind arising from or connected with this inspection.

Date 3/21/11 Signed [Signature] Commissions ABR23ABN I 10942  
(Authorized Nuclear Inspector) (National Bd. (incl. endorsements), and state or prov. and no.)

(09/06)

HydroAire  
 QAM S.G.  
 Review  
 MLS 3/21/11

PG&E, Diablo Canyon PO 3500858162, HydroAire Job NC 5979

**Material Heats List**

Serial No.: 5979-01

Model No., Series No., or Type: 2-1/2" RLII Drawing: 1056565 Rev. 3 CRN: N/A

Item	DESCRIPTION	PART #	DRAWING #	MATERIAL	MATERIAL ORGANIZATION	MATERIAL HEAT	MATERIAL PO #	WO/SN #
	<b>Barrel Assembly</b>							
37	Barrel	1058373	1058373 R2	ASME SA182 Grade F304	Energy & Process Corp.	G12451U	15025 L1	29501
3	Drip Pocket, Barrel	1056585	1056585 R1	ASME SA351 Grade CF8	Johnson Brass	162384-2	17158 L1	28503
1	Suction Nozzle	1058895	1058895 R0	ASME SA182 Grade F304	Energy & Process Corp.	251249	21111 L3	29502
2	Discharge Nozzle	1056587	1056587 R1	ASME SA182 Grade F304	Energy & Process Corp.	249982	21111 L4	29504
4	Feet, Suction	1056588	1056588 R0	ASME SA351 Grade CF8	Johnson Brass	169993-4 & -6	21110 L1	29505
5	Feet, Discharge	1056589	1056589 R0	ASME SA351 Grade CF8	Johnson Brass	169993-11 & -12	21110 L2	29506
6	Guide, Assembly Rail	1056590	1056590 R0	ASTM A479 Type 304	HydroAire	73945	17115 L1	29507
9	Pipe, Bypass Schedule 80	1056591	1056591 R0	ASME SA312 Type 304 Seamless	Dubose National Energy	451139	15247 L1	29508
34	Flange, Bypass, Barrel 300# RF	1056598	1056598 R0	ASME SA182 Grade F304	Dubose National Energy	48572	20131 L2	29512
7	Pin Block	1056592	1056592 R0	ASME SA182 Grade F304	Dubose National Energy	240196	20131 L1	29509
8	Fin	1056594	1056594 R0	ASME SA182 Grade F304	Energy & Process Corp.	T2723-10	15176 L2	29511
100	Nameplate	N/A	N/A	300 Series Stainless Steel	N/A	N/A	N/A	N/A
101	Drive Screws (Rivet)	1057400	N/A	300 Series Stainless Steel	HydroAire	Report # G8219	20031 L1	29500
10	Lifting Lugs	1056599	1056599 R0	ASME SA351 Grade CF8	Johnson Brass	159271	15186A L2	29513
	<b>Drain Pipe Sub-assembly</b>							
11	Pipe, Long, Sch 160	1058391	1058391 R0	ASME SA312 Type 304 Seamless	Dubose National Energy	73400	15247 L3	29516
12	Pipe, Short, Sch 160	1058392	1058392 R0	ASME SA312 Type 304 Seamless	Dubose National Energy	73400	15247 L3	29517
13	Pipe, Medium, Sch 160	1058394	1058394 R0	ASME SA312 Type 304 Seamless	Dubose National Energy	73400	15247 L3	29519
14	Elbow - Drain Pipe 90° 1"	1056609	1056609 R0	ASME SA182 Grade F304	Dubose National Energy	H32, J42	21001 L2	29515
15	Plate, Drain Pipe Support	1058393	1058393 R0	ASME SA240 Type 304L	Dubose National Energy	96Y8	15248 L3	29518
	<b>Discharge Head Assembly</b>							
85	Discharge Head	1056566	1056566 R2	ASME SA182 Grade F304	Energy & Process Corp.	G12546U	15025 L4	29481
16	Pipe, Bypass Sch 80	1056567	1056567 R0	ASME SA312 Type 304 Seamless	Dubose National Energy	510309	15247 L2	29482
17	Drip Pocket, Head	1056568	1056568 R0	ASME SA351 Grade CF8	Johnson Brass	162946-3	17158 L2	29484
18	Gusset - Drip Pocket Discharge Head	1056998	1056998 R0	ASME SA240 Type 304L / SA479 Type 304	Energy & Process Corp.	249507	20928 L1	29486
19	Flange, Bypass, Discharge Head 300# RF	1056569	1056569 R0	ASME SA182 Grade F304	Dubose National Energy	48572	20131 L2	29485
20	Eyebolt 1" - 8 UNC	1042628	1042628 R0	316 SS	N/A	N/A	18787 L1	29483
	<b>Barrel Bolting</b>							
27	Washer, Case Stud	1056581	1056581 R0	ASTM A479 Type 316 SS	HydroAire	829123	20815 L1	29496
477	Nut, Case (1-3/4" - 12)	1056582	1056582 R0	ASME SA194 Grade 2H	Nova	M656063	21088 L1	29497
478	Stud, Case (1-3/4" - 12 x 9-3/8" Long)	1056583	1056583 R0	ASME SA193 Grade B7	Nova	845635 H2359	21088 L2	29498
	<b>Bypass Line Assembly</b>							
21	Pipe, Bypass, Bent, Sch 80 Seamless	1056571	1056571 R0	ASME SA312 Type 304 Seamless	Dubose National Energy	451139	21001 L1	29489
23	Pipe, Bypass, Inboard, Sch 80 Seamless	1056577	1056577 R0	ASME SA312 Type 304 Seamless	Dubose National Energy	451139	15247 L1	29494

PG&E, Diablo Canyon PO 3500858162, HydroAire Job NC 5979

Serial No.: 5979-01

**Material Heats List**

Model No., Series No., or Type: 2-1/2" RLLJ Drawing: 1056565 Rev. 3 CRN: N/A

24	Pipe, Bypass, Outboard, Sch 80 Seamless	1056578	1056578 R0	ASME SA312 Type 304 Seamless	Dubose National Energy	451139	15247 L1	***29495
26	Flange, Bypass Line, 300# RF	1056575	1056575 R0	ASME SA182 Grade F304	Dubose National Energy	48572	20131 L2	***29492
28	Stud, Bypass Pipe(5/8" - 11 NC x 3-3/4" lg)	1056572	N/A	ASME SA193 Grade B7	Nova	3008725	21027 L1	***29490
29	Nut, Bypass Line (5/8" - 11 NC)	1056574	N/A	ASME SA194 Grade 2H	Nova	5092414	21027 L2	***29491
25	Elbow, Bypass Pipe, 1-1/4" 90°	1056576	1056576 R0	ASME SA182 Grade F304	Dubose National Energy	F1K	21001 L3	***29493
<b>Loose Parts</b>								
30	Pin, Barrel to Base	1056593	1056593 R0	ASTM A276 Type 304	Dubose National Energy	240196	20131 L1	***29510
31	Pin Block - Base Plate	1056647	1056647 R0	ASTM A36	HydroAire	0501098	21003 L1	***29478
32	Fin Block - Base Plate	1056648	1056648 R1	ASTM A36	HydroAire	0501098	21003 L1	***29479
<b>Spare Parts</b>								
22	Barrel to Discharge Head Gasket	1056646	N/A	Spiral Wound 304 SS and Graphite Filament	Arbor Metals LLC	77463	20714 L2	***29499
35	Gasket Bypass Line Flange	1053718	N/A	Spiral Wound 304 SS and Graphite Filament	FlexSeal Industrial LLC	Lot A/C H04380	21023 L1	***29488
	Weld Wire	N/A	N/A	ER 308 / 308L	Weld Star	735178	17802 L2	Multiple
	Weld Wire	N/A	N/A	ER 308 / 308L	Weld Star	739058	20446 L1	Multiple
	Weld Wire	N/A	N/A	ER 308 / 308L	Weld Star	739058	20875 L1	Multiple

\*\*\* Notes that part is Not Identified with this number due to surface area availability.

\*\*\*\* Notes that part is Identified with this number.

**FORM NIS-2 OWNER'S REPORT OF REPAIR OR REPLACEMENT ACTIVITY**  
As Required by the Provisions of the ASME Code Section XI

1. Owner Pacific Gas and Electric Company Date 8/5/2011  
77 Beale Street, San Francisco, CA 94106 Sheet 1 of 1

2. Plant Diablo Canyon Power Plant Unit 2  
P.O. Box 56, Avila Beach, CA 93424

3. Work Performed by Owner  
See Above Repair Org. P.O. No., Job No., etc.

4. Identification of System Safety Injection System (09)

5. (a) Applicable Construction Code (See R/R Plans) Edition,          Addenda,          Code Case,           
 (b) Applicable Edition of Section XI Utilized for Repair / Replacement Activity - 2001 Addenda, 02 / 03  
 (c) Applicable Section XI Code Case(s), None

6. Identification of components.

Name of Component	Name of Manufacturer	Manufacturer Serial No.	National Board No.	Work Order No.	Other Identification Line No	Year Built	Corrected, Removed, or Installed	Pressure Test	ASME Code Stamped (Yes or No)
Line-237-6	PG&E	N/A	N/A	60006707-0030	Line-237-6"	1984	Installed (1)	<input type="checkbox"/>	No
Line-237-6	PG&E	N/A	N/A	60007605-0030	Line-237-6"	1984	Installed (1)	<input type="checkbox"/>	No
SI-2-8921A	Velan Valve	NF	N/A	60020746-0010	Line-1980-4"	1985	Installed (2)	<input type="checkbox"/>	No
								<input type="checkbox"/>	
								<input type="checkbox"/>	

7. Description of Work (1) Install welded pipe cap at deleted Class-1 vent valve location, (2) Replaced bonnet bolting.

8. Tests Conducted: Hydrostatic ☐ Pneumatic ☐ Nominal Operating Pressure ☐ Exempt ☐  
 Other ☐ Pressure          PSIG Test Temp.          °F

9. Remarks

**CERTIFICATE OF COMPLIANCE**

I certify that the statements made in the report are correct and that this conforms to the requirements of the ASME Code, Section XI  
 Type Code Symbol Stamp N/A Certificate of Authorization No. N/A Expiration Date N/A  
 Signed Patrick Nugent Engineering Manager 8/16/11  
 (Owner or Owner's Designee) (Title) (Date)

**CERTIFICATE OF INSPECTION**

I, the undersigned, holding a valid commission issued by the National Board of Boiler and Pressure Vessel Inspectors and the State or Province of California, And employed by HSB-CT of Hartford, CT  
 have inspected the components described in this Owner's Report during the period 12/10, 2009 to 7/05, 2011, and state that to the best of my knowledge and belief, the Owner has performed examinations and taken corrective measures described in the Owner's Report in accordance with the requirements of the ASME Code, Section XI. By signing this certificate, neither the Inspector nor his employer makes any warranty, expressed or implied, concerning the examinations and corrective measures described in this Owner's Report. Furthermore, neither the Inspector nor his employer shall be liable in any manner for any personal injury or property damage or loss of any kind arising from or connected with this inspection.  
Kenny D. Kim Inspector 8/16/2011 Commissions CA 1828 - NB 9990 A.N.I.C  
 (Title) (Date) (State or Province, National Board)

Note: Supplemental sheets in the form of lists, sketches, or drawings may be used provided (1) size is 8 1/2 x 11 in., (2) information in items 1 through 6 on this report is included on each sheet, and (3) each sheet is numbered and the number of sheets is recorded at the top of this form.

**FORM NIS-2 OWNER'S REPORT OF REPAIR OR REPLACEMENT ACTIVITY**  
**As Required by the Provisions of the ASME Code Section XI**

1. Owner Pacific Gas and Electric Company Date 8/5/2011  
77 Beale Street, San Francisco, CA 94106 Sheet 1 of 1

2. Plant Diablo Canyon Power Plant Unit 2  
P.O. Box 56, Avila Beach, CA 93424

3. Work Performed by Owner  
See Above Repair Org. P.O. No., Job No., etc.

4. Identification of System Spent Fuel Pool Cooling (13)

5. (a) Applicable Construction Code (See R/R Plans) Edition,          Addenda,          Code Case,           
(b) Applicable Edition of Section XI Utilized for Repair / Replacement Activity - 2001 Addenda, 02 / 03  
(c) Applicable Section XI Code Case(s), None

6. Identification of components.

Name of Component	Name of Manufacturer	Manufacturer Serial No.	National Board No.	Work Order No.	Other Identification Line No	Year Built	Corrected, Removed, or Installed	Pressure Test	ASME Code Stamped (Yes or No)
								<input type="checkbox"/>	
SFPHE	Joseph Oat	1817-3D	353	60025491-0080	Spent fuel heat exchanger	1969	Installed (1)	<input type="checkbox"/>	No
								<input type="checkbox"/>	
								<input type="checkbox"/>	
								<input type="checkbox"/>	

7. Description of Work (1) Replaced channel head bolting.

8. Tests Conducted: Hydrostatic ☐ Pneumatic ☐ Nominal Operating Pressure ☐ Exempt ☐  
Other ☐ Pressure          PSIG Test Temp.          °F

9. Remarks

**CERTIFICATE OF COMPLIANCE**

I certify that the statements made in the report are correct and that this conforms to the requirements of the ASME Code, Section XI

Type Code Symbol Stamp N/A Certificate of Authorization No. N/A Expiration Date N/A

Signed Patrick Nugent Engineering Manager 8/16/11  
(Owner or Owner's Designee) (Title) (Date)

**CERTIFICATE OF INSPECTION**

I, the undersigned, holding a valid commission issued by the National Board of Boiler and Pressure Vessel Inspectors and the State or Province of California, And employed by HSB-CT of Hartford, CT  
have inspected the components described in this Owner's Report during the period 12/10, 2009 to 7/05, 2011,  
and state that to the best of my knowledge and belief, the Owner has performed examinations and taken corrective measures described in the Owner's Report in accordance with the requirements of the ASME Code, Section XI. By signing this certificate, neither the Inspector nor his employer makes any warranty, expressed or implied, concerning the examinations and corrective measures described in this Owner's Report. Furthermore, neither the Inspector nor his employer shall be liable in any manner for any personal injury or property damage or loss of any kind arising from or connected with this inspection.

Kenny D. Kim Inspector 8/16/2011 Commissions CA 1828 - NB 9990 A.N.I.C  
(Title) (Date) (State or Province, National Board)

Note: Supplemental sheets in the form of lists, sketches, or drawings may be used provided (1) size is 8 1/2 x 11 in., (2) information in items 1 through 6 on this report is included on each sheet, and (3) each sheet is numbered and the number of sheets is recorded at the top of this form.

**FORM NIS-2 OWNER'S REPORT OF REPAIR OR REPLACEMENT ACTIVITY**  
As Required by the Provisions of the ASME Code Section XI

1. Owner Pacific Gas and Electric Company Date 8/5/2011  
77 Beale Street, San Francisco, CA 94106 Sheet 1 of 1

2. Plant Diablo Canyon Power Plant Unit 2  
P.O. Box 56, Avila Beach, CA 93424

3. Work Performed by Owner  
See Above Repair Org. P.O. No., Job No., etc.

4. Identification of System Component Cooling Water (14)

5. (a) Applicable Construction Code (See R/R Plans) Edition,          Addenda,          Code Case,           
 (b) Applicable Edition of Section XI Utilized for Repair / Replacement Activity - 2001 Addenda, 02 / 03  
 (c) Applicable Section XI Code Case(s), None

6. Identification of components.

Name of Component	Name of Manufacturer	Manufacturer Serial No.	National Board No.	Work Order No.	Other Identification Line No	Year Built	Corrected, Removed, or Installed	Pressure Test	ASME Code Stamped (Yes or No)
CCW-2-256	Fisher Controls	BF184896	N/A	60006689-0060	Line-1368-6"	1984	Installed (1)	<input checked="" type="checkbox"/>	No
CCW-2-RV-52	Longgran, J.E. Co.	011459-1-4-1	N/A	64004513-0240	Line-1657-4"	2006	Installed (2)	<input type="checkbox"/>	No
Line-148	PG&E	N/A	N/A	68010846-0100	Line-148-10"	1984	Installed (3)	<input checked="" type="checkbox"/>	No
Line-149	PG&E	N/A	N/A	68010846-0200	Line-149-10"	1984	Installed (3)	<input checked="" type="checkbox"/>	No
								<input type="checkbox"/>	
								<input type="checkbox"/>	

7. Description of Work (1) Replaced valve with refurbished spare, original equipment, (2) Replaced inlet flange bolting,  
(3) Installed blind flange following cut for abandoned piping.

8. Tests Conducted: Hydrostatic ☐ Pneumatic ☐ Nominal Operating Pressure ☒ Exempt ☐  
 Other ☐ Pressure see rms PSIG Test Temp. see rms °F

9. Remarks CCW system in-sevice at NOP / NOT

**CERTIFICATE OF COMPLIANCE**

I certify that the statements made in the report are correct and that this conforms to the requirements of the ASME Code, Section XI  
 Type Code Symbol Stamp N/A Certificate of Authorization No. N/A Expiration Date N/A  
 Signed Patrick Nugent Engineering Manager 8/16/11  
 (Owner or Owner's Designee) (Title) (Date)

**CERTIFICATE OF INSPECTION**

I, the undersigned, holding a valid commission issued by the National Board of Boiler and Pressure Vessel Inspectors and the State or Province of California, And employed by HSB-CT of Hartford, CT  
 have inspected the components described in this Owner's Report during the period 12/10, 2009 to 7/05, 2011, and state that to the best of my knowledge and belief, the Owner has performed examinations and taken corrective measures described in the Owner's Report in accordance with the requirements of the ASME Code, Section XI. By signing this certificate, neither the Inspector nor his employer makes any warranty, expressed or implied, concerning the examinations and corrective measures described in this Owner's Report. Furthermore, neither the Inspector nor his employer shall be liable in any manner for any personal injury or property damage or loss of any kind arising from or connected with this inspection.

Kenny D. Kim Inspector 8/16/2011 Commissions CA 1828 - NB 9990 A.N.I.C  
 (Title) (Date) (State or Province, National Board)

Note: Supplemental sheets in the form of lists, sketches, or drawings may be used provided (1) size is 8 1/2 x 11 in., (2) information in items 1 through 6 on this report is included on each sheet, and (3) each sheet is numbered and the number of sheets is recorded at the top of this form.

**FORM NIS-2 OWNER'S REPORT OF REPAIR OR REPLACEMENT ACTIVITY**  
As Required by the Provisions of the ASME Code Section XI

1. Owner Pacific Gas and Electric Company Date 8/5/2011  
77 Beale Street, San Francisco, CA 94106 Sheet 1 of 1

2. Plant Diablo Canyon Power Plant Unit 2  
P.O. Box 56, Avila Beach, CA 93424

3. Work Performed by Owner Repair Org. P.O. No., Job No., etc.  
See Above

4. Identification of System Makeup Water (16)

5. (a) Applicable Construction Code (See R/R Plans) Edition,          Addenda,          Code Case,           
(b) Applicable Edition of Section XI Utilized for Repair / Replacement Activity - 2001 Addenda, 02 / 03  
(c) Applicable Section XI Code Case(s), None

6. Identification of components.

Name of Component	Name of Manufacturer	Manufacturer Serial No.	National Board No.	Work Order No.	Other Identification Line No	Year Built	Corrected, Removed, or Installed	Pressure Test	ASME Code Stamped (Yes or No)
MU-0-968	Crane Nuclear, Inc.	D9697 *	N/A	60003281-0100	Line-386-4"	1984	Installed (1)	<input checked="" type="checkbox"/>	No
MU-0-727	Fisher Controls	155877	N/A	60003281-5010	Line-386-4"	1984	Installed (2)	<input checked="" type="checkbox"/>	No
CST Nzl - N3	Pittsburgh Des Moines Steel	N/A	N/A	60032778-0010	Nozzle-3	1985	Installed (3)	<input checked="" type="checkbox"/>	No
Transfer Tank	PG&E	N/A	N/A	60034937-0010	PWTT1	1984	Installed (4)	<input type="checkbox"/>	No
								<input type="checkbox"/>	

7. Description of Work (1) Replaced valve, (2) Replaced bolting and installed a spacer, (3) Cut and Plug CST nozzle - N3,  
(4) Replaced personnel hatch bolting.

8. Tests Conducted: Hydrostatic ☐ Pneumatic ☐ Nominal Operating Pressure ☒ Exempt ☐  
Other ☐ Pressure see rmks PSIG Test Temp. see rmks °F

9. Remarks MU pump 0-1 discharge = 190 psig at NOT  
\* = Manufacturers Code Data Report attached.

**CERTIFICATE OF COMPLIANCE**

I certify that the statements made in the report are correct and that this conforms to the requirements of the ASME Code, Section XI

Type Code Symbol Stamp N/A Certificate of Authorization No. N/A Expiration Date N/A  
Signed Patrick Nugent Engineering Manager 8/16/11  
(Owner or Owner's Designee) (Title) (Date)

**CERTIFICATE OF INSPECTION**

I, the undersigned, holding a valid commission issued by the National Board of Boiler and Pressure Vessel Inspectors and the State or Province of California, And employed by HSB-CT of Hartford, CT  
have inspected the components described in this Owner's Report during the period 12/10, 2009 to 7/05, 2011, and state that to the best of my knowledge and belief, the Owner has performed examinations and taken corrective measures described in the Owner's Report in accordance with the requirements of the ASME Code, Section XI. By signing this certificate, neither the Inspector nor his employer makes any warranty, expressed or implied, concerning the examinations and corrective measures described in this Owner's Report. Furthermore, neither the Inspector nor his employer shall be liable in any manner for any personal injury or property damage or loss of any kind arising from or connected with this inspection.

Kenny D. Kim Inspector 8/16/2011 Commissions CA 1828 - NB 9990 A.N.I.C  
(Title) (Date) (State or Province, National Board)

Note: Supplemental sheets in the form of lists, sketches, or drawings may be used provided (1) size is 8 1/2 x 11 in., (2) information in items 1 through 6 on this report is included on each sheet, and (3) each sheet is numbered and the number of sheets is recorded at the top of this form.



## FORM NPV-1 (Back) --- Pg. 2 of 2

Certificate Holder's Serial No. D9697 thru D9700

- 8 Design conditions \_\_\_\_\_ or valve pressure class ANSI 150# (1)  
(pressure) (temperature)
- 9 Cold working pressure \_\_\_\_\_
- 10 Hydrostatic test 425 Disk differential test pressure 305
- 11 Remarks: Pin Retainers: ASME SA479 TP 304 Cond A; HT # 731746, TR # 4K86 ( 10 pcs) HT # 715023 TR # 4K89  
PGE PO # 3500856591 Item 2; Crane S/O 36658 - 02.

## CERTIFICATION OF DESIGN

Design Specifications certified by Kersi J Dalal P.E. State CA Reg. no. M-16690

Design Report certified by N/A P.E. State N/A Reg. no. N/A

## CERTIFICATE OF COMPLIANCE

We certify that the statements made in this report are correct and that this pump or valve conforms to the rules for construction of the ASME Code, Section III, Division 1.

N Certificate of Authorization No. N-2899 Expires September 24, 2011

Date 07/30/10 Name CRANE Nuclear, Inc. Signed John E Sirovalka  
(N Certificate Holder) (John E Sirovalka)  
Q.A. Engineer

## CERTIFICATE OF INSPECTION

I, the undersigned, holding a valid commission issued by the National Board of Boiler and Pressure Vessel Inspectors and the State or Province of Illinois and employed by HS&CT of Hartford, CT have inspected the pump, or valve, described in this Data Report on 07/30/10 and state that to the best of my knowledge and belief, the Certificate Holder has constructed this pump, or valve, in accordance with the ASME Code, Section III, Division 1.

By signing this certificate, neither the inspector nor his employer makes any warranty, expressed or implied, concerning the component described in this Data Report. Furthermore, neither the inspector nor his employer shall be liable in any manner for any personal injury or property damage or loss of any kind arising from or connected with this inspection.

Date 07/30/10 Signed Todd Ward Commissions IL 1903  
(Authorized Nuclear Inspector) (Nat'l. Bd. (incl. endorsements) and state or prov. and no.)

**FORM NIS-2 OWNER'S REPORT OF REPAIR OR REPLACEMENT ACTIVITY**  
As Required by the Provisions of the ASME Code Section XI

1. Owner Pacific Gas and Electric Company Date 8/5/2011  
77 Beale Street, San Francisco, CA 94106 Sheet 1 of 2

2. Plant Diablo Canyon Power Plant Unit 2  
P.O. Box 56, Avila Beach, CA 93424

3. Work Performed by Owner Repair Org. P.O. No., Job No., etc.  
See Above

4. Identification of System Saltwater System (17)

5. (a) Applicable Construction Code (See R/R Plans) Edition,          Addenda,          Code Case,           
(b) Applicable Edition of Section XI Utilized for Repair / Replacement Activity - 2001 Addenda, 02 / 03  
(c) Applicable Section XI Code Case(s), None

6. Identification of components.

Name of Component	Name of Manufacturer	Manufacturer Serial No.	National Board No.	Work Order No.	Other Identification Line No	Year Built	Corrected, Removed, or Installed	Pressure Test	ASME Code Stamped (Yes or No)
SW-2-54	Flowserve Corp.	BE702 *	N/A	60007040-0010	Line-680-24"	1998	Installed (1)	<input checked="" type="checkbox"/>	No
SW-2-201	Atwood & Morrill	1-11119-01	N/A	60020486-0010	Line-680-24"	2002	Installed (2)	<input type="checkbox"/>	No
ASW Pump 2-1	Bingham Int'l	290601	N/A	60023982-0040	Line-687-24"	2008	Installed (3)	<input checked="" type="checkbox"/>	No
ASW Pump 2-1	Bingham Int'l	290601	N/A	60024131-0050	Line-687-24"	2008	Installed (4)	<input type="checkbox"/>	No
ASW Pump Spare	Bingham Int'l	290600	N/A	60033992-0010	Spare ASW Pump	NF	Installed (4)	<input type="checkbox"/>	No
SW-0-EJ1	Garlock Inc.	NF	N/A	60035287-0010	Line-933-24"	1985	Installed (2)	<input type="checkbox"/>	No

7. Description of Work (1) Replaced valve, (2) Replaced flange bolting, (3) Replaced Pump with refurbished spare, (4) Replaced stuffing box.

8. Tests Conducted: Hydrostatic ☐ Pneumatic ☐ Nominal Operating Pressure ☒ Exempt ☐  
Other ☐ Pressure see rmks PSIG Test Temp. see rmks °F

9. Remarks ASW Pump 2-2 disch pressure = 52 psig at NOT., ASW Pump 2-1 disch = 51 psig at NOT.  
\* = Manufacturers Code Data Report attached.

**CERTIFICATE OF COMPLIANCE**

I certify that the statements made in the report are correct and that this conforms to the requirements of the ASME Code, Section XI

Type Code Symbol Stamp N/A Certificate of Authorization No. N/A Expiration Date N/A

Signed [Signature] Engineering Manager [Signature]  
(Owner or Owner's Designee) Patrick Nugent (Title) 8/16/11 (Date)

**CERTIFICATE OF INSPECTION**

I, the undersigned, holding a valid commission issued by the National Board of Boiler and Pressure Vessel Inspectors and the State or Province of California, And employed by HSB-CT of Hartford, CT

have inspected the components described in this Owner's Report during the period 12/10, 2009 to 7/05, 2011, and state that to the best of my knowledge and belief, the Owner has performed examinations and taken corrective measures described in the Owner's Report in accordance with the requirements of the ASME Code, Section XI. By signing this certificate, neither the Inspector nor his employer makes any warranty, expressed or implied, concerning the examinations and corrective measures described in this Owner's Report. Furthermore, neither the Inspector nor his employer shall be liable in any manner for any personal injury or property damage or loss of any kind arising from or connected with this inspection.

[Signature] Inspector 8/16/2011 Commissions CA 1828 - NB 9990 A.N.I.C  
Kenny D. Kim (Title) (Date) (State or Province, National Board)

Note: Supplemental sheets in the form of lists, sketches, or drawings may be used provided (1) size is 8 1/2 x 11 in., (2) information in items 1 through 6 on this report is included on each sheet, and (3) each sheet is numbered and the number of sheets is recorded at the top of this form.

1. Owner	<u>Pacific Gas and Electric Company</u> <u>77 Beale Street, San Francisco, CA 94106</u>	Date <u>8/5/2011</u> Sheet <u>2</u> of <u>2</u>
2. Plant	<u>Diablo Canyon Power Plant</u> <u>P.O. Box 56, Avila Beach, CA 93424</u>	Unit <u>2</u>
3. Work Performed by	<u>Owner</u> <u>See Above</u>	<u>Repair Org. P.O. No., Job No., etc.</u>
4. Identification of System	<u>Saltwater System (17)</u>	
5. (a) Applicable Construction Code	<u>See R/R Plan</u> Edition, <u>        </u>	Addenda, <u>        </u> Code Case, <u>        </u>
(b) Applicable Edition of Section XI Utilized for Repair / Replacement Activity -	<u>2001</u>	Addenda, <u>02 / 03</u>
(c) Applicable Section XI Code Case(s),	<u>None</u>	
6. Identification of components.		

[illegible]

7. Remarks (1) Replaced valve, (2) Replaced flange bolting, (5) Install Monel support to ID of HX outlet.

\* = Manufacturers Code Data Report attached.

Pg. 1 of 2

[illegible]

Z

FORM NPV-1 (Back — Pg. 2 of <sup>2</sup>)

Certificate Holder's Serial No. BE701 & BE702

8. Design conditions 230 (pressure) psi 100 (temperature) °F or valve pressure class 150
9. Cold working pressure 230 psi at 100°F
10. Hydrostatic test 350 psi. Disk differential test pressure 255 psi
11. Remarks: \_\_\_\_\_

SO 42655-3, 24" 150 BUTTERFLY VALVE

CERTIFICATION OF DESIGN

Design Specification certified by KERSI J. DALAL P.E. State CA Reg. no. M-16690  
 Design Report certified by N/A P.E. State N/A Reg. no. N/A

CERTIFICATE OF COMPLIANCE

We certify that the statements made in this report are correct and that this pump or valve conforms to the rules for construction of the ASME Code, Section III, Division 1.

N Certificate of Authorization No. N-1562 Expires 11-26-09  
 Date 10/31/08 Name Flowserve Corporation Signed [Signature]  
 (N Certificate Holder) (authorized representative)

CERTIFICATE OF INSPECTION

I, the undersigned, holding a valid commission issued by the National Board of Boiler and Pressure Vessel Inspectors and the State or Province of NC and employed by HSB CT of Hartford, CT

10/31/08 have inspected the pump, or valve, described in this Data Report on 10/31/08, and state that to the best of my knowledge and belief, the Certificate Holder has constructed this pump, or valve, in accordance with the ASME Code, Section III, Division 1.

By signing this certificate neither the inspector nor his employer makes any warranty, expressed or implied, concerning the component described in this Data Report. Furthermore, neither the inspector nor his employer shall be liable in any manner for any personal injury or property damage or a loss of any kind arising from or connected with this inspection.

Date 10/31/08 Signed [Signature] Commissions NC#1431  
 (Authorized Nuclear Inspector) (Nat'l. Bd. (incl. endorsements) and state or prov. and no.)

**Abstract**

**This form (900037) may be obtained from the Order Dept., ASME, 22 Law Drive, Box 2300, Fairfield, NJ 07007-2300.**

8. Remarks Material: Shaft Plus SB150-C630  
Counterweight Housing & Counterweight Housing Covers: SB148-C25400  
9. Design conditions 230 psi 60 rpm or valve pressure class 150 (1)  
10. Cold working pressure 230 psi at 100°F  
11. Hydrostatic test 380 psi Disk differential test pressure 253 psi

CERTIFICATE OF DESIGN

Design Specification created by James V. Rocca P.E. State CA Reg. no. 12982  
Design Report created by N/A P.E. State CA Reg. no.       

CERTIFICATE OF SHOP COMPLIANCE

We certify that the statements made in this report are correct and that this pump or valve conforms to the rules for construction of the ASME Code, Section III, Division 1.  
N Certificate of Authorization No. H1712 Expires 4/15/95  
Date 4/23/92 Name Anchor/Darling Valve Company Signed [Signature]  
(N Certificate Holder)

CERTIFICATE OF SHOP INSPECTION

I, the undersigned, holding a valid commission issued by the National Board of Boiler and Pressure Vessel Inspectors and the State of Pennsylvania and employed by Commercial Union Ins. Co. of Boston, Mass. have inspected the pump, or valve, described in this Data Report on 9-3918-6-24, 19 92, and state that to the best of my knowledge and belief, the Certificate Holder has constructed this pump, or valve, in accordance with the ASME Code, Section III, Division 1.

By signing this certificate, neither the inspector nor his employer makes any warranty, expressed or implied, concerning the component described in this Data Report. Furthermore, neither the inspector nor his employer shall be liable in any manner for any personal injury or property damage or a loss of any kind arising from or connected with this inspection.

Date 6-24-92 Signed [Signature] Commissioners Pennsylvania 2392  
(Natl. Bd. (incl. endorsement) name or name and no.)

(1) For manually operated valves only.

**A. Required by the Provisions of the ASME Code, Section III, Division 1**

Pg. 1 of 1

- [illegible]

(12/88)

**This form (E00037) may be obtained from the Order Dept., ASME, 22 Law Drive, Box 2300, Fairfield, NJ 07007-2300.**

FORM NPV-1 (back)

8. Remarks Counterweight Housing, Mat'l SB148-C95400, Serial 3, Heat 88570; Counterweight Housing Cover, Mat'l SB148-C95400, Serial 2, Heat 88571; Shaft Plug, Mat'l SB150-C630-HR50, Heat SAJ

9. Design conditions 230 psi 60 °F or valve pressure class 150 (1)  
(pressure) (temperature)  
10. Cold working pressure 230 psi at 100°F  
11. Hydrostatic test 350 psi. Disk differential test pressure 253 psi

CERTIFICATION OF DESIGN

Design Specification certified by James V. Rocca P.E. State CA Reg. no. 12982  
Design Report certified by James V. Rocca P.E. State CA Reg. no. 12982

CERTIFICATE OF SHOP COMPLIANCE

We certify that the statements made in this report are correct and that this pump or valve conforms to the rules for construction of the ASME Code, Section III, Division 1.

N Certificate of Authorization No. N1712 Expires 4/15/89

Date 12-22-88 Name Anchor/Darling Valve Company Signed Leon D. Snyder  
(N Certificate Holder) (Authorized Representative)

CERTIFICATE OF SHOP INSPECTION

I, the undersigned, holding a valid commission issued by the National Board of Boiler and Pressure Vessel Inspectors and the State of Pennsylvania and employed by Commercial Union Ins. Co. of Boston, Mass. have inspected the pump, or valve, described in this Data Report on 12-21-88 to 12-23, 1988, and state that to the best of my knowledge and belief, the Certificate Holder has constructed this pump, or valve, in accordance with the ASME Code, Section III, Division 1.

By signing this certificate, neither the inspector nor his employer makes any warranty, expressed or implied, concerning the component described in this Data Report. Furthermore, neither the inspector nor his employer shall be liable in any manner for any personal injury or property damage or a loss of any kind arising from or connected with this inspection.

Date 12-23-88 Signed Charles Young Commissions Pennsylvania 2392  
(Authorized Inspector) (Nat'l. Bd. (incl. endorsements) state or prov. and no.)

(1) For manually operated valves only.

**As Required by the Provisions of the Aging Code, Section 82, Division 1**

\_\_\_\_\_

1. Manufactured and certified by Anchor/Boring Valve Co., 701 First St., Williamsport, PA 17701  
(Name and address of Manufacturer)  
2. Manufactured for Pacific Gas & Electric Co., P.O. Box 7760, San Francisco, CA 94120-7760  
(Name and address of Purchaser or Owner)  
3. Location of installation Diablo Canyon Power Plant, 9 Mi. NW of Avila Beach, CA 93424  
(Name and address)  
4. Model No., Series No., or Type Swing Check Drawing W8321767 Rev. E CRM N/A  
5. ASME Code, Section III, Division 1: 1980 Summer 1982 3 N133-1  
(edition) (edition date) (class) (Code Case no.)  
6. Pump or valve Valve Nominal inlet size 3" Outlet size 3"  
(in.) (in.)  
7. Materials Body SB148-C95400 Sockets SB169-C61400 Disk SB164-N04400 Bolting Studs: SB150-C630  
NUTS: SB150-C630

[illegible]

\*Supplemental information in form of lists, sketches, or drawings may be used provided (1) also is 8 1/2 x 11, (2) information in items 1 through 4 on this Data Report is included on each sheet, (3) each sheet is numbered and the number of sheets is recorded at the top of this form.

(12/200)

**This form (900037) may be obtained from the Order Dept., ASME, 22 Law Drive, Box 2300, Fairfield, NJ 07007-2300.**

8. Remarks Material: Shaft Plug SB150-C630  
Counterweight Housing & Counterweight Housing Covers: SB148-C95400  
9. Design conditions 230 psi 50 °F or valve pressure class 150 (1)  
10. Cold working pressure 230 psi at 100°F  
11. Hydrostatic test 350 psi. Disk differential test pressure 253 psi

**CERTIFICATION OF DESIGN**  
Design Specification certified by James V. Rocca P.E. State CA Reg. no. 12982  
Design Report certified by N/A P.E. State \_\_\_\_\_ Reg. no. \_\_\_\_\_

**CERTIFICATE OF SHOP COMPLIANCE**  
We certify that the statements made in this report are correct and that this pump or valve conforms to the rules for construction of the ASME Code, Section III, Division 1.  
N Certificate of Authorization No. N1712 Expires 4/15/95  
Date 5/27/92 Name Anchor/Darling Valve Company Signed [Signature]  
in Certificate Holder

**CERTIFICATE OF SHOP INSPECTION**  
I, the undersigned, holding a valid commission issued by the National Board of Boiler and Pressure Vessel Inspectors and the State of Pennsylvania and employed by Commercial Union Ins. Co.  
Boston, Mass. have inspected the pump, or valve, described in this Data Report on 9-39176-526, 18 92, and state that to the best of my knowledge and belief, the Certificate Holder has constructed this pump, or valve, in accordance with the ASME Code, Section III, Division 1.  
By signing this certificate, neither the inspector nor his employer makes any warranty, expressed or implied, concerning the component described in this Data Report. Furthermore, neither the inspector nor his employer shall be liable in any manner for any personal injury or property damage of a latent or any kind arising from or connected with this inspection.  
Date 5-28-92 Signed [Signature] Commission Pennsylvania 2392  
Charles Young (Not'l. Bd. (incl. endorsement) stamp or prev. and no.)

(1) For manually operated valves only.

0 5 3 7 7 1 6 8 9

**FORM NIS-2 OWNER'S REPORT OF REPAIR OR REPLACEMENT ACTIVITY**  
As Required by the Provisions of the ASME Code Section XI

1. Owner Pacific Gas and Electric Company Date 8/5/2011  
77 Beale Street, San Francisco, CA 94106 Sheet 1 of 1

2. Plant Diablo Canyon Power Plant Unit 2  
P.O. Box 56, Avila Beach, CA 93424

3. Work Performed by Owner Repair Org. P.O. No., Job No., etc.  
See Above

4. Identification of System Diesel Engine Generator System (21)

5. (a) Applicable Construction Code (See R/R Plans) Edition,          Addenda,          Code Case,           
(b) Applicable Edition of Section XI Utilized for Repair / Replacement Activity - 2001 Addenda, 02 / 03  
(c) Applicable Section XI Code Case(s), None

6. Identification of components.

Name of Component	Name of Manufacturer	Manufacturer Serial No.	National Board No.	Work Order No.	Other Identification Line No	Year Built	Corrected, Removed, or Installed	Pressure Test	ASME Code Stamped (Yes or No)
DEG 2-1	Alco Power	N/A	N/A	60020158-0010	DEG 2-1	Unk	Installed (1)	<input checked="" type="checkbox"/>	No
DEG-2-TCV-4	Amot Control Corp	B911	N/A	64004850-0100	DEG 2-1	Unk	Installed (2)	<input checked="" type="checkbox"/>	No
DEG-2-TCV-3	Amot Control Corp	D861	N/A	64004851-0100	DEG 2-2	Unk	Installed (2)	<input checked="" type="checkbox"/>	No
DEG-2-TCV-5	Amot Control Corp	D951	N/A	64004852-0100	DEG 2-3	Unk	Installed (2)	<input checked="" type="checkbox"/>	No
								<input type="checkbox"/>	

7. Description of Work (1) Replaced Jacket Water spool piece and one bolt, (2) Replaced TCV with tested spare.

8. Tests Conducted: Hydrostatic ☐ Pneumatic ☐ Nominal Operating Pressure ☒ Exempt ☐  
Other ☐ Pressure see rmts PSIG Test Temp. see rmts °F

9. Remarks DEG 2-1 Jacket Water pressure = 45 psig, at 135 °F., DEG 2-2 Jacket Water pressure = 48 psig at 166 °F.,  
DEG 2-3 Jacket Water pressure = 50 psig, at 166 °F.

**CERTIFICATE OF COMPLIANCE**

I certify that the statements made in the report are correct and that this conforms to the requirements of the ASME Code, Section XI

Type Code Symbol Stamp N/A Certificate of Authorization No. N/A Expiration Date N/A

Signed Patrick Nugent Engineering Manager 8/16/11  
(Owner or Owner's Designee) (Title) (Date)

**CERTIFICATE OF INSPECTION**

I, the undersigned, holding a valid commission issued by the National Board of Boiler and Pressure Vessel Inspectors and the State or Province of California, And employed by HSB-CT of Hartford, CT  
have inspected the components described in this Owner's Report during the period 12/10, 2009 to 7/05, 2011,  
and state that to the best of my knowledge and belief, the Owner has performed examinations and taken corrective measures described in the Owner's Report in accordance with the requirements of the ASME Code, Section XI. By signing this certificate, neither the Inspector nor his employer makes any warranty, expressed or implied, concerning the examinations and corrective measures described in this Owner's Report. Furthermore, neither the Inspector nor his employer shall be liable in any manner for any personal injury or property damage or loss of any kind arising from or connected with this inspection.

Kenny D. Kim Inspector 8/16/2011 Commissions CA 1828 - NB 9990 A.N.I.C  
(Title) (Date) (State or Province, National Board)

Note: Supplemental sheets in the form of lists, sketches, or drawings may be used provided (1) size is 8 1/2 x 11 in., (2) information in items 1 through 6 on this report is included on each sheet, and (3) each sheet is numbered and the number of sheets is recorded at the top of this form.

**FORM NIS-2 OWNER'S REPORT OF REPAIR OR REPLACEMENT ACTIVITY**  
As Required by the Provisions of the ASME Code Section XI

1. Owner Pacific Gas and Electric Company Date 8/5/2011  
77 Beale Street, San Francisco, CA 94106 Sheet 1 of 1

2. Plant Diablo Canyon Power Plant Unit 2  
P.O. Box 56, Avila Beach, CA 93424

3. Work Performed by Owner  
See Above Repair Org. P.O. No., Job No., etc.

4. Identification of System Incore Flux Mapping System (48)

5. (a) Applicable Construction Code (See R/R Plans) Edition,          Addenda,          Code Case,           
 (b) Applicable Edition of Section XI Utilized for Repair / Replacement Activity - 2001 Addenda, 02 / 03  
 (c) Applicable Section XI Code Case(s), None

6. Identification of components.

Name of Component	Name of Manufacturer	Manufacturer Serial No.	National Board No.	Work Order No.	Other Identification Line No	Year Built	Corrected, Removed, or Installed	Pressure Test	ASME Code Stamped (Yes or No)
Seal Table	Westinghouse	U2 RVST	N/A	60036512-0010	Thimble A-09	1985	Install (1)	<input checked="" type="checkbox"/>	No
								<input type="checkbox"/>	
								<input type="checkbox"/>	
								<input type="checkbox"/>	

7. Description of Work (1) Cut and Cap Thimble & Guide tube fittings.

8. Tests Conducted: Hydrostatic ☐ Pneumatic ☐ Nominal Operating Pressure ☒ Exempt ☐  
 Other ☐ Pressure see rmks PSIG Test Temp. see rmks °F

9. Remarks RCS @ 2244 psi in mode-3. Normal operating temperature at the Seal Table during exam unknown.

**CERTIFICATE OF COMPLIANCE**

I certify that the statements made in the report are correct and that this conforms to the requirements of the ASME Code, Section XI

Type Code Symbol Stamp N/A Certificate of Authorization No. N/A Expiration Date N/A  
 Signed Patrick Nugent Engineering Manager 8/16/11  
 (Owner or Owner's Designee) (Title) (Date)

**CERTIFICATE OF INSPECTION**

I, the undersigned, holding a valid commission issued by the National Board of Boiler and Pressure Vessel Inspectors and the State or Province of California, And employed by HSB-CT of Hartford, CT  
 have inspected the components described in this Owner's Report during the period 12/10, 2009 to 7/05, 2011, and state that to the best of my knowledge and belief, the Owner has performed examinations and taken corrective measures described in the Owner's Report in accordance with the requirements of the ASME Code, Section XI. By signing this certificate, neither the Inspector nor his employer makes any warranty, expressed or implied, concerning the examinations and corrective measures described in this Owner's Report. Furthermore, neither the Inspector nor his employer shall be liable in any manner for any personal injury or property damage or loss of any kind arising from or connected with this inspection.

Kenny D. Kim Inspector 8/16/2011 Commissions CA 1828 - NB 9990 A.N.I.C  
 (Title) (Date) (State or Province, National Board)

Note: Supplemental sheets in the form of lists, sketches, or drawings may be used provided (1) size is 8 1/2 x 11 in., (2) information in items 1 through 6 on this report is included on each sheet, and (3) each sheet is numbered and the number of sheets is recorded at the top of this form.

**FORM NIS-2 OWNER'S REPORT OF REPAIR OR REPLACEMENT ACTIVITY**  
As Required by the Provisions of the ASME Code Section XI

1. Owner Pacific Gas and Electric Company Date 8/5/2011  
77 Beale Street, San Francisco, CA 94106 Sheet 1 of 1

2. Plant Diablo Canyon Power Plant Unit 2  
P.O. Box 56, Avila Beach, CA 93424

3. Work Performed by Owner  
See Above Repair Org. P.O. No., Job No., etc.

4. Identification of System Warehouse Spare Parts (85)

5. (a) Applicable Construction Code (See R/R Plans) Edition,          Addenda,          Code Case,           
 (b) Applicable Edition of Section XI Utilized for Repair / Replacement Activity - 2001 Addenda, 02 / 03  
 (c) Applicable Section XI Code Case(s), None

6. Identification of components.

Name of Component	Name of Manufacturer	Manufacturer Serial No.	National Board No.	Work Order No.	Other Identification Line No	Year Built	Corrected, Removed, or Installed	Pressure Test	ASME Code Stamped (Yes or No)
D954765	Anchor Darling	EA711-2-1	N/A	60017040-0030	ASW Vac Brkr Spare	Unk	Installed (1)	<input type="checkbox"/>	No
D954764	Anchor Darling	EB983-1-2	N/A	60017040-0030	ASW Vac Brkr Spare	Unk	Installed (1)	<input type="checkbox"/>	No
								<input type="checkbox"/>	
								<input type="checkbox"/>	

7. Description of Work (1) Replaced disc.

8. Tests Conducted: Hydrostatic ☐ Pneumatic ☐ Nominal Operating Pressure ☐ Exempt ☐  
 Other ☐ Pressure see rmls PSIG Test Temp. see rmls °F

9. Remarks

**CERTIFICATE OF COMPLIANCE**

I certify that the statements made in the report are correct and that this conforms to the requirements of the ASME Code, Section XI

Type Code Symbol Stamp N/A Certificate of Authorization No. N/A Expiration Date N/A  
 Signed [Signature] Engineering Manager 8/16/11  
 (Owner or Owner's Designee) Patrick Nugent (Title) (Date)

**CERTIFICATE OF INSPECTION**

I, the undersigned, holding a valid commission issued by the National Board of Boiler and Pressure Vessel Inspectors and the State or Province of California, And employed by HSB-CT of Hartford, CT  
 have inspected the components described in this Owner's Report during the period 12/10, 2009 to 7/05, 2011, and state that to the best of my knowledge and belief, the Owner has performed examinations and taken corrective measures described in the Owner's Report in accordance with the requirements of the ASME Code, Section XI. By signing this certificate, neither the Inspector nor his employer makes any warranty, expressed or implied, concerning the examinations and corrective measures described in this Owner's Report. Furthermore, neither the Inspector nor his employer shall be liable in any manner for any personal injury or property damage or loss of any kind arising from or connected with this inspection.

[Signature] Inspector 8/16/2011 Commissions CA 1828 - NB 9990 A.N.I.C  
Kenny D. Kim (Title) (Date) (State or Province, National Board)

Note: Supplemental sheets in the form of lists, sketches, or drawings may be used provided (1) size is 8 1/2 x 11 in., (2) information in items 1 through 6 on this report is included on each sheet, and (3) each sheet is numbered and the number of sheets is recorded at the top of this form.