

Copy 1 of 7

Report No. 5040/006/01F

March 30, 1994

Corrective Action Plan for Organic Compounds in Groundwater

**General Electric Facility
Wilmington, North Carolina**

Prepared for

**Nuclear Fuel and Components Manufacturing
General Electric Company**

Prepared by

**Hydrogeology Department
Center for Environmental Measurements and Quality Assurance**

Report No. 5040/006/01F

Corrective Action Plan for Organic Compounds in Groundwater

**General Electric Facility
Wilmington, North Carolina**

March 30, 1994

Prepared by:

Jeff W. Reynolds, P.G., Hydrogeologist
Registered N.C. No. 1075
Hydrogeology Department

W. Joseph Alexander, Manager
Hydrogeology Department

DIVISION OF ENVIRONMENTAL MANAGEMENT
CERTIFICATION FOR THE SUBMITTAL
OF A CORRECTIVE ACTION PLAN

General Electric Company,
Responsible Party: Herbert R. Strickler, Manager, Env. Protection and Industrial Safety
Address: P.O. Box 780 (M/C J-26)
City: Wilmington State: NC Zip Code: 28402

Site Name: GE Nuclear Energy
Address: Castle Hayne Road
City: Wilmington State: NC Zip Code: 28402

I, Jeff W. Reynolds, a Professional Engineer/Licensed Geologist (circle one) for Research Triangle Institute do hereby certify that the information indicated below is enclosed as part of the requested Corrective Action Plan (CAP) and that to the best of my knowledge the data, site assessments, engineering plans and other associated materials are correct and accurate.

(Each item must be initialed by the certifying licensed professional)

- ☐ A listing of the names and addresses of those individuals meeting the notification requirements of 15A NCAC 2L are enclosed (if applicable). (See page ii)
All Some None (Circle One) of the notification requirements contained in 15A NCAC 2L have been met. A list of any notification requirements not met is enclosed.
- ☐ A Professional Engineer or Licensed Geologist has prepared, reviewed, or certified all applicable parts of the CAP in accordance with 15A NCAC 2L .0103(e).
- ☐ A site assessment is attached which provides the information required by 15A NCAC 2L .0106(g). [See Sections 2, 3, and 4]
- ☐ A description of the proposed corrective action and supporting justification is enclosed. [See Section 7 and Appendix D]
- ☐ Specific plans and engineering details for the restoration of groundwater quality are enclosed and propose the use of the best available technology for the restoration of groundwater quality to the levels of the groundwater standards prescribed in 15A NCAC 2L .0202. [See Appendix D]
- ☐ A schedule for the implementation and operation of the CAP is enclosed. [Section 8]
- ☐ A monitoring plan is enclosed which has the capacity to evaluate the effectiveness of the remedial activity and the movement of the contaminant plume, and which meets the requirements of 15A NCAC 2L .0110. (See Section 7.2.3)
- ☐ The activity which resulted in the contamination incident is not permitted by the State as defined in 15A NCAC 2L .0106(e)

(Please Affix Seal and Signature)

List of Concurrent Notifications

Note: The following two public officials in New Hanover County are receiving notification of the submittal of this Corrective Action Plan by GE Nuclear Energy:

**Ms. Diane Harvell
Director of Environmental Health
New Hanover County Health Department
2029 South 17th Street
Wilmington, NC 28405**

**Mr. Allen O'Neal
County Manager
New Hanover County
320 Chestnut Street
Wilmington, North Carolina 28401**

Table of Contents

	<u>Page</u>
Certification for the Submittal of a Corrective Action Plan	i
List of Concurrent Notifications	ii
Executive Summary	x
Acknowledgments	xiii
1.0 Introduction	1-1
1.1 Purpose of Corrective Action Plan	1-1
1.2 Background	1-2
1.3 Contents of Corrective Action Plan	1-2
1.4 Summary of Pertinent Site Activities Performed to Date	1-3
2.0 Hydrogeologic Framework	2-1
2.1 Regional Hydrogeology	2-1
2.1.1 Surficial Aquifer	2-1
2.1.2 Castle Hayne Formation	2-1
2.1.3 Peedee Formation	2-4
2.2 Site Hydrogeology	2-5
3.0 Contamination Assessment	3-1
3.1 Contaminants Detected	3-1
3.2 Contaminant Properties	3-2
3.3 Extent of Contamination	3-4
3.3.1 Surficial Aquifer	3-4
3.3.2 Principal Aquifer	3-6
3.4 Potential Receptors	3-8
4.0 Evaluation of Current Assessment/Corrective Actions	4-1
4.1 Source-Area Testing Activities	4-1
4.2 Separate Potable Water Supply	4-2

Table of Contents

	<u>Page</u>
4.3 Periodic Sampling Activities	4-2
4.4 Groundwater Extraction/Aeration Activities	4-4
4.5 Capture Zone Modeling	4-6
4.5.1 Parameters Selected	4-6
4.5.2 Pumping Scenarios	4-10
4.5.3 Results	4-11
4.5.4 Sensitivity Analysis	4-17
5.0 Comparative Risk Analysis	5-1
5.1 Contaminated Areas.	5-1
5.2 Worksheet Development and Methodology	5-3
5.2.1. Potential Receptor Ranking Worksheet	5-3
5.2.2. Contaminant Concentration/Toxicity Ranking Worksheet	5-7
5.2.3. Transport Ranking Worksheet	5-8
5.2.4. Summary Worksheet	5-12
5.3 Results/Discussion	5-12
5.3.1. Receptor Ranking	5-12
5.3.2. Contaminant Concentration/Toxicity Ranking	5-14
5.3.3. Transport Ranking	5-14
5.3.4. Summary Ranking	5-14
5.4 Recommended Priority of Additional Assessment	5-18
6.0 Proposed Additional Assessment Activities	6-1
6.1 Multi-Depth Porewater Sampling	6-1
6.1.1 Area B (western plume at CW-6 and WSA-1)	6-1
6.1.2 Area D (eastern subplume at WW-5A and ESA-2)	6-2
6.1.3 Area G (remote area at OB-5)	6-5
6.2 Groundwater Monitoring Well Installation	6-5
6.2.1 Area B (western plume at CW-6 and WSA-1)	6-5

Table of Contents

	<u>Page</u>
6.2.2 Area D (eastern subplume at WW-5A and ESA-2)	6-5
6.2.3 Area G (remote area at OB-5)	6-9
6.3 Periodic Groundwater Sampling	6-9
6.4 Offsite Sampling Contingency Plan	6-11
7.0 Proposed Corrective Actions	7-1
7.1 Continued Pumping/Aeration of Selected Plant Water Wells	7-1
7.2 Groundwater Recovery Well and Treatment System	7-1
7.2.1 Goals of Corrective Action	7-2
7.2.2 Groundwater Extraction	7-2
7.2.3 Description of Treatment System	7-9
7.2.4 Discharge Options	7-10
7.3 Monitoring Plan	7-11
7.4 Other Remediation Alternatives	7-11
8.0 Proposed Schedule	8-1
9.0 References	9-1

List of Tables

	<u>Page</u>
3-1 Physicochemical Properties of Contaminants of Concern	3-3
4-1 Parameters Used in Capture Zone Modeling	4-9
4-2 Well Parameters Used in Capture Zone Modeling	4-10
5-1 Maximum Concentrations Detected at Contaminated Areas over Previous 12 Months	5-4
5-2 Site- and Aquifer-Specific Transport Attributes Used in Comparative Risk Analysis	5-10
5-3 Results of Receptor Ranking	5-13

List of Tables

	<u>Page</u>
5-4 Results of Contaminant Concentration/Toxicity Ranking	5-15
5-5 Results of Transport Ranking	5-16
5-6 Summary Results of Comparative Risk Analysis	5-17

List of Figures

	<u>Page</u>
1-1 Summary of Assessment Activities	1-4
1-2 Summary of Sampling and Analysis Activities	1-5
1-3 Summary of Reporting Activities	1-6
2-1 Location Map	2-2
2-2 Regional Hydrogeologic Cross Section	2-3
2-3 Summary of Available Permeability Data	2-6
2-4 Locations of Geologic Cross Sections	2-7
2-5 Geologic Cross Section A-A' (North-South Along E14,000 Gridline)	2-8
2-6 Geologic Cross Section B-B' (North-South Along E17,000 Gridline)	2-9
2-7 Geologic Cross Section C-C' (North-South Along E19,000 Gridline)	2-10
3-1 Chemical and Biological Transformation Pathways of Selected Chlorinated Hydrocarbons Under Anaerobic Conditions	3-5

List of Figures

	<u>Page</u>
3-2 Occurrence and Concentrations of Organic Compounds Other Than TCE and cis-1,2-DCE in the Principal Aquifer	3-7
3-3 Geologic Cross Section A-A' with Estimated TCE Distribution	3-9
3-4 Geologic Cross Section B-B' with Estimated TCE Distribution	3-10
3-5 Geologic Cross Section C-C' with Estimated TCE Distribution	3-11
4-1 TCE Concentrations in Potable Water Distribution System (Utility Sink, Bldg. J) ..	4-3
4-2 Locations of Wells Sampled During the Quarterly and Annual Comprehensive Groundwater Sampling Activities	4-5
4-3 TCE Concentrations Measured Before and After Raw Water Aeration	4-7
4-4 Locations of Western and Eastern WHPA Model Areas	4-8
4-5 5 and 10 Year Capture Zone for Western Model Area Scenario 1- Western Wellfield (WW-11 to WW-15) and WW-6 Operating	4-12
4-6 5 and 10 Year Capture Zone for Western Model Area Scenario 2- WW-6 Not Operating	4-13
4-7 5 and 10 Year Capture Zone for Western Model Area Scenario 3- WW-13 Not Operating	4-14
4-8 5 and 10 Year Capture Zone for Western Model Area Scenario 4- WW-12 Not Operating	4-15
4-9 5 and 10 Year Capture Zone for Western Model Area Scenario 5- WW-12 and WW-13 Not Operating	4-16
4-10 5 and 10 Year Capture Zone for Eastern Model Area Scenario 1- Wells WW-1A, WW-2, WW-4, WW-5A, WW-8A, WW-9A, and WW-10A Not Operating	4-18
4-11 5 and 10 Year Capture Zone for Eastern Model Area Scenario 2- WW-9A Not Operating	4-19

List of Figures

	<u>Page</u>
4-12 5 and 10 Year Capture Zone for Eastern Model Area Scenario 3- WW-10A Not Operating	4-20
4-13 5 and 10 Year Capture Zone for Western Model Area Scenario 4- Wells WW-9A and WW-10A Not Operating	4-21
5-1 Locations of Groundwater Contamination by Organic Compounds	5-2
6-1 Proposed Locations of BAT Porewater Borings (Area B)	6-3
6-2 Proposed Locations of BAT Porewater Borings (Area D)	6-4
6-3 Proposed Locations of BAT Porewater Borings (Area G)	6-6
6-4 Tentative Locations of Monitoring Wells (Area B)	6-7
6-5 Tentative Locations of Monitoring Wells (Area D)	6-8
6-6 Tentative Locations of Monitoring Wells (Area G)	6-10
7-1 Recovery Well Construction Details	7-4
7-2 Tentative Location of Proposed Recovery Well (Area B)	7-5
7-3 5-Year Capture Zone for Western Model Area. Recovery Well RW-1 Pumping at 30 gpm, Western Wellfield and WW-6 Operating	7-6
7-4 5-Year Capture Zone for Western Model Area. Recovery Well RW-1 Pumping at 50 gpm, Western Wellfield and WW-6 Operating	7-7
7-5 5-Year Capture Zone for Western Model Area. Recovery Well RW-1 Pumping at 70 gpm, Western Wellfield and WW-6 Operating	7-8
8-1 Proposed Site Activities - 1994	8-2

Plates (located in pockets)

1. Water-Table Map - Surficial Aquifer
2. Potentiometric Surface Map - Principal Aquifer
3. Estimated TCE Distribution - Principal Aquifer
4. Estimated cis-1,2-DCE Distribution - Principal Aquifer

Appendices

Appendix A. Results of Organic Analyses of Groundwater Samples

Appendix B. Methodology and Results of RESSQC Sensitivity Analysis

Appendix C. Methodology and Results of Multimed Exposure Modeling

Appendix D. Design and Performance Information for Proposed Air Stripping System

Executive Summary

This Corrective Action Plan has been prepared to address concentrations of organic compounds detected in groundwater beneath General Electric's Wilmington, North Carolina, facility. This document is a revision to the 1992 Remedial Action Plan submitted to the North Carolina Division of Environmental Management. Assessment and remedial activities have been ongoing at the plant since 1992 and have focused on trichloroethylene (TCE).

There are eight areas on the General Electric property (Figure ES-1) where organic compounds have been confirmed in borings and/or monitoring wells (Table ES-1), primarily in the principal aquifer. These eight areas have been prioritized so that additional assessment and remediation can follow a planned, methodological approach. The prioritized activities are based on updated analytical data, and a comparative risk-based approach coupled with capture-zone analyses and professional judgment. The comparative risk analysis considered potential receptors of the contaminants, the degree of contamination and associated level of toxicity, and transport properties. The three highest priority areas will be the focus of the 1994 site activities. These areas are summarized below and described in detail in this Corrective Action Plan.

The western plume near well CW-6 and boring WSA-1 (referred to herein as area B) is the highest priority area for additional assessment/remediation in 1994. Three exploratory borings will be drilled to identify the area of highest contamination in this area. A recovery well and treatment system will be installed in what is considered to be an optimal location to capture the concentrated plume of TCE. Two monitoring wells will be installed near the recovery well to monitor the performance of the proposed corrective action.

The eastern subplume near well WW-5A (referred to as area D) is the second priority area of assessment. Area D is proposed to have five exploratory borings and three monitoring wells installed in 1994 to further characterize the horizontal and vertical extent of contamination.

The remote area of the site near well OB-5 (referred to as area G) will be the third area assessed this year. Three exploratory borings and three monitoring wells are proposed in 1994 to delineate the horizontal and vertical extent of contamination in this area.

Upon completion of the proposed activities, the Corrective Action Plan will be revised to account for additional assessment/remedial activities at these three sites, if needed, and the five lower-priority areas. The lower-priority areas (Figure ES-1) include the eastern subplume at wells WW-1A and OB-2 (area C), the former storage area (area A), the remote area at OB-6 (area H), the eastern subplume at well WW-4A (area E), and the eastern subplume at FX-3B (area F).

Groundwater will be monitored for organic compounds quarterly in the downgradient perimeter monitoring wells. The monitoring frequency for other wells on the property will be adjusted, as warranted, by trends in available analytical data.

**Table ES-1. Maximum Concentrations Detected at Contaminated Areas
over Previous 12 Months**

Contaminated Area	Contaminant	Concentration (ppb)	Well or Boring I.D.	Sample Date
Area A (former storage area)	TCE	446	WSA-3	3/93
	cis-1,2-DCE	1,006	WSA-3	3/93
	1,1-DCE	201	WSA-3	3/93
Area B (western plume at CW-6 and WSA-1)	TCE	2,460	WSA-1	3/93
	cis-1,2-DCE	155	WSA-1	3/93
	1,1-DCE	65.1	WSA-1	3/93
	Vinyl Chloride	0.56	WW-13	12/93
Area C (eastern subplume at WW-1A and OB-2)	TCE	62.4	OB-1	1/94
	Benzene	2.09	OB-1	1/94
	PCE	2.13	OB-1	1/94
	Naphthalene	46.8	WW-1A	12/93
Area D (eastern subplume at WW-5A and ESA-2)	TCE	47	ESA-2	3/93
Area E (eastern subplume at WW-4A)	TCE	5.29	WW-4A	1/94
Area F (vicinity of FX-3B)	Naphthalene	4,700	FX-3B	1/94
	Benzene	17.7	FX-3B	1/94
Area G (remote area at OB-5)	cis-1,2-DCE	761	OB-5	12/93
Area H (remote area at OB-6)	TCE	112	OB-6	3/93
	cis-1,2-DCE	106	OB-6	3/93

TCE = Trichloroethylene

DCE = Dichloroethylene

PCE = Tetrachloroethylene

Acknowledgments

This Corrective Action Plan (CAP) was prepared by Research Triangle Institute's Hydrogeology Department, Center for Environmental Measurements and Quality Assurance. The primary authors were J.W. Reynolds and W.J. Alexander. M.T. Siedlecki assisted in the development of the comparative risk analysis (Section 5). In addition, S.M. Beaulieu, R.G. Hetes, and T.K. Pierson of the Environmental Risk Analysis Department provided input on Section 5. Maps were produced with a Geographic Information System by R.J. Curry. Other report figures were produced by J.M. Lloyd. Editorial review was provided by K.B. Mohar with the Publication and Design Services Department. Word processing support was provided by R.S. Thomas.

1.0 Introduction

Research Triangle Institute (RTI) has prepared this Corrective Action Plan (CAP) for General Electric Company (GE) to address concentrations of certain organic compounds detected in the groundwater beneath GE's Wilmington, North Carolina, facility confirmed to be in excess of State groundwater standards. This CAP addresses groundwater contamination only by TCE and related organic compounds. This revision of the CAP (Revision 1) supersedes the *Remedial Action Plan (RAP) for Organic Compounds in Groundwater* (RTI, 1992) submitted by GE to the N.C. Division of Environmental Management (DEM). Assessment and remedial activities for trichloroethylene (TCE) in the principal aquifer beneath the GE facility are ongoing as originally recommended in the 1992 RAP. Additional assessment and remedial activities are prioritized in this report based on updated site analytical and hydrogeological data and a comparative risk-based approach coupled with capture zone analyses and professional judgment.

1.1 Purpose of Corrective Action Plan

This CAP addresses the criteria for Corrective Action Plans based on 40 CFR 280.66 and guidance from 15A NCAC 2L (final version dated November 10, 1993). The CAP outlines details of both assessment and corrective actions proposed on the GE site for 1994 for the three highest priority areas of contamination by organic compounds. The purpose of the assessment activities detailed herein is to provide additional information that can be used to further determine the extent of subsurface contamination and to assess the performance of ongoing or proposed corrective actions. The purpose of the corrective actions detailed herein (strategic pumping of existing plant wells and a recovery well treatment system in area B) is to contain groundwater contamination within the main plant area of the GE property. The overall goal of the CAP is to reduce or eliminate the potential threat to human health and reduce the total amount of organic compounds in the groundwater to applicable State standards "or as closely thereto as is economically and technologically feasible" in accordance with 15A NCAC 2L.0106(a). The proposed work will be conducted following the schedule proposed in Section 8.

The corrective measures proposed are based on existing analytical and hydrogeological data concerning the horizontal and vertical extent of the organic contaminants detected in the

groundwater at the GE Wilmington facility. GE will consider additional or alternative corrective actions in light of new data generated during the proposed assessment and remedial activities, as described in Sections 6 and 7, respectively. GE will provide DEM with written modifications or revisions to the CAP as conditions warrant.

1.2 Background

GE discovered small quantities of TCE in its water supply in June 1991. Significant assessment activities have been ongoing since the discovery in 1991 as summarized in Section 1.4. A Notice of Violation (NOV) was issued to GE by the N.C. DEM in October 1991 addressing the TCE contamination in the principal aquifer.

The NOV also addressed the presence of BTEX compounds and naphthalene, which appear to be localized near some of the wells in the principal aquifer. Certain wells in the principal aquifer (i.e., OB-2 and WW-1A) are downgradient of a former underground storage tank area. The underground storage tanks in this area were removed by GE. A groundwater remediation system was installed in the surficial aquifer at this former source area and includes a soil vapor extraction system and a groundwater pump and treatment system under permit No. WQ-0005524. This remediation system is still operational.

A letter from DEM to GE dated October 27, 1993, addressed the results of the source-area testing activities (RTI, 1993). This letter requested specific site information and an amendment to the previously submitted RAP (RTI, 1992). A meeting was held with DEM on December 8, 1993, in response to the letter to review ongoing groundwater assessment and remediation activities on the GE property and provide requested information. GE replied to DEM in a letter dated December 16, 1993. A second meeting was held with the DEM on March 14, 1994, at which time DEM visited the site and reviewed further assessment and ongoing remedial activities.

1.3 Contents of Corrective Action Plan

Section 2 of this document contains pertinent information on the hydrogeologic characteristics of the region and site. Section 3 provides an updated contamination assessment, identifying the contaminants detected, their properties, the horizontal and vertical extent of contamination, and human exposure potential. Current management and remedial activities are

evaluated in Section 4, including a discussion of the separate potable water supply system that GE has installed, the current groundwater extraction and aeration activities, the ongoing wellfield management efforts, and the periodic sampling and analysis activities. Section 5 provides the methodology and results of a comparative risk analysis that was used to prioritize site assessment activities. Additional assessment activities proposed for the site are discussed in Section 6 and proposed remedial activities are addressed in Section 7. A proposed 1994 schedule of assessment and remediation activities is provided in Section 8 and references are provided in Section 9.

1.4 Summary of Pertinent Site Activities Performed to Date

Figure 1-1 summarizes the assessment activities performed at the GE site to date. These assessment activities are based on the results of the various sampling and analysis activities listed in Figure 1-2. The results of these assessment activities are detailed in periodic reports prepared by RTI. Reporting activity is summarized in Figure 1-3.

<u>Activities Performed</u>	1991				1992				1993				1994
	3rd	4th	1st	2nd	3rd	4th	1st	2nd	3rd	4th	1st		
Initial TCE Assessment	•												
Hydraulic Testing WW-5A	—												
Exploratory Perimeter Borings	—												
Installed PW-Series Wells (11)		—											
Implemented Wellfield Management Plan		—											
Installed Dedicated Pumps						—							
Historical Review							—						
Source Area Testing								—					
WHPA Analytical Modeling	—									—			
Comparative Risk Analysis										—			
Numerical Modeling						—				—			

Figure 1-1. Summary of Assessment Activities

<u>Activities Performed</u>	1991				1992				1993				1994
	3rd	4th	1st	2nd	3rd	4th	1st	2nd	3rd	4th	1st		
Initial Comprehensive Sampling (75 samples)	—												
Special Testing/Analysis (WW-5A)	—												
Resampling Supply Wells			—										
Comprehensive Resampling (50 samples)				—			—				—		
Monthly Monitoring (30 samples)							—	—	—	—	—		
Quarterly Monitoring (30 samples)											—		
Weekly Monitoring Potable Water Supply (Utility Sink, Bldg. J)													
Aerator (Before)													
Aerator (After)													
Wastewater Treatment System (Outfall and Road)													

Figure 1-2. Summary of Sampling and Analysis Activities

<i>Activities Performed</i>	1991				1992				1993				1994
	3rd	4th	1st	2nd	3rd	4th	1st	2nd	3rd	4th	1st	2nd	3rd
Initial Presentations and Letter Reports													
"Step-Drawdown Testing and Organic Analysis of Groundwater from WW-5A"		▲											
"Summary Report of Organic Compounds in Groundwater" (9/22/92)					▲								
"Fourth Quarter, 1992 Report of Organic Compounds in Groundwater" (11/24/92)						▲							
"Remedial Action Plan for Organic Compounds in Groundwater" (Rev. 0, 12/14/92)						▲							
"Report of Annual (January 1993) Comprehensive Groundwater Sampling for Organic Compounds" (3/24/93)							▲						
"Report of Organic Compounds in Groundwater First Quarter, 1993" (5/28/93)								▲					
"Report of Source Area Testing Activities for Organic Compounds" (9/27/93)									▲				
"Report of Organic Compounds in Groundwater Second Quarter, 1993" (10/12/93)										▲			
"Report of Organic Compounds in Groundwater Third Quarter, 1993" (12/28/93)											▲		
QAPjP for Monitoring Activities for Organic Compounds in Groundwater (1/15/94)												▲	
Fourth Quarter 1993 Report (3/11/94)													▲
Corrective Action Plan for Organic Compounds in Groundwater (Rev. 1, 3/30/94)													▲
Miscellaneous Plans, Memoranda, Letter Reports													

Figure 1-3. Summary of Reporting Activities

2.0 Hydrogeologic Framework

This section describes the regional hydrogeologic framework and the site-specific hydrogeology.

2.1 Regional Hydrogeology

The General Electric site is located in the northwest portion of New Hanover County, North Carolina (Figure 2-1). Elevations in this region of the Atlantic Coastal Plain generally range between 0 and 50 feet above mean sea level (msl). The Northeast Cape Fear River represents a major hydrogeologic feature in the site area. A regional cross section is provided in Figure 2-2.

The geologic units in the region consist of undifferentiated surficial deposits overlying the Castle Hayne and Peedee Formations. These units are described in the following sections.

2.1.1 Surficial Aquifer. The upland portions of the region, generally between 20 and 40 ft msl are underlain by highly stratified, undifferentiated deposits of late Tertiary/Quaternary age. These surficial deposits primarily include terraced and barrier beach deposits, fossil sand dunes, and stream channel deposits. The surficial deposits in the region typically include medium to fine-grained sands, clayey sands, silts, and clays. Peat is also present in these deposits, and coarse-grained sands are found in some areas where channels of the Cape Fear once flowed.

The more permeable surficial deposits form a surficial aquifer. The surficial aquifer is recharged directly by rainfall and the water table is near the land surface. Discharge of the aquifer is into streams and drainage canals and, in some areas, into underlying aquifers (Le Grand, 1960). The silty and clayey deposits that underlie the surficial aquifer in most of the region form a confining bed to the underlying aquifers.

2.1.2 Castle Hayne Formation. The surficial deposits are underlain by the Castle Hayne Formation of the Eocene age in the eastern part of New Hanover County. The Castle Hayne Formation consists primarily of shell, marl, sand, and limestone. The distribution and thickness of the formation is irregular, resulting from its deposition on the eroded surface of the Peedee

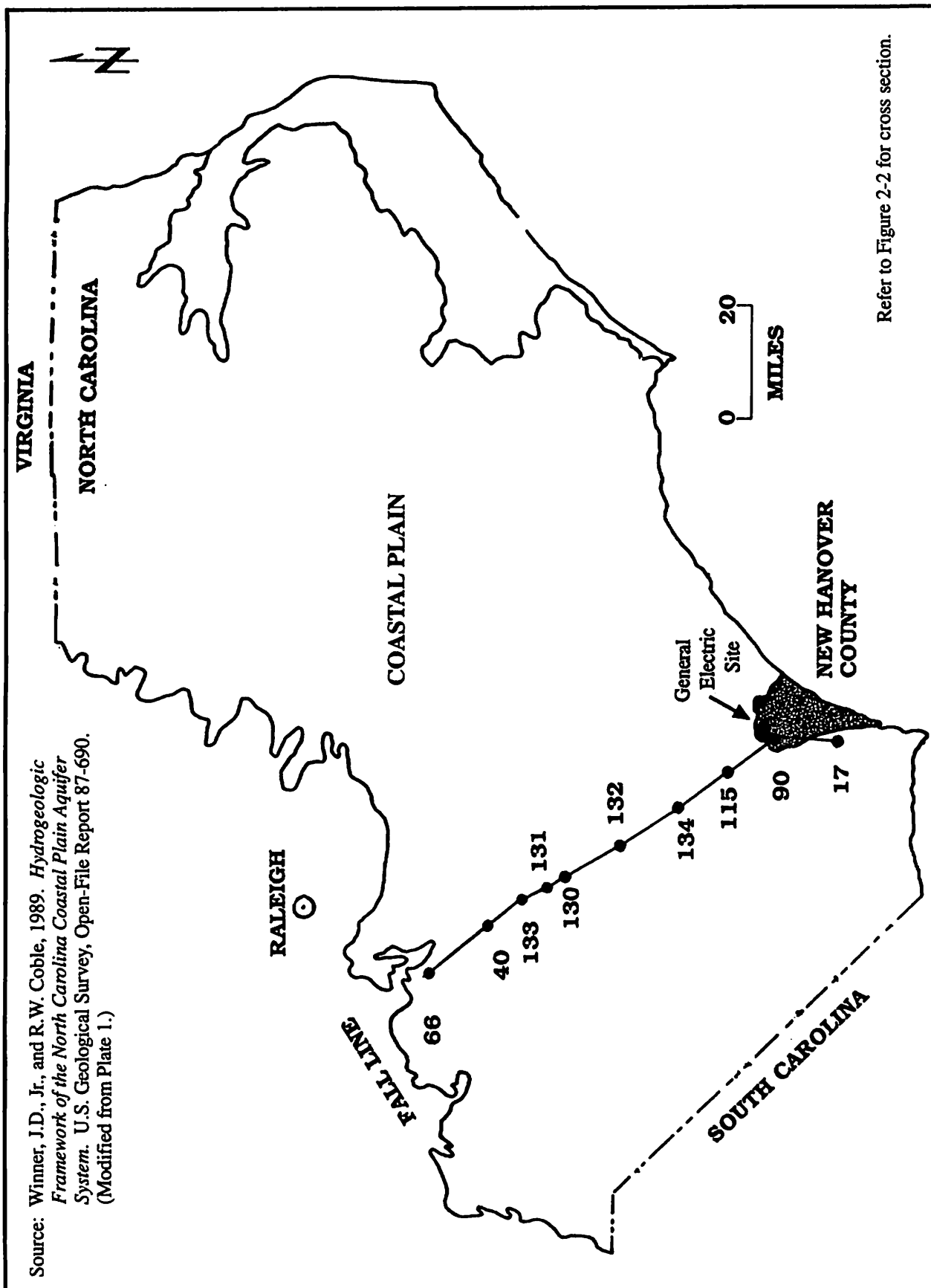
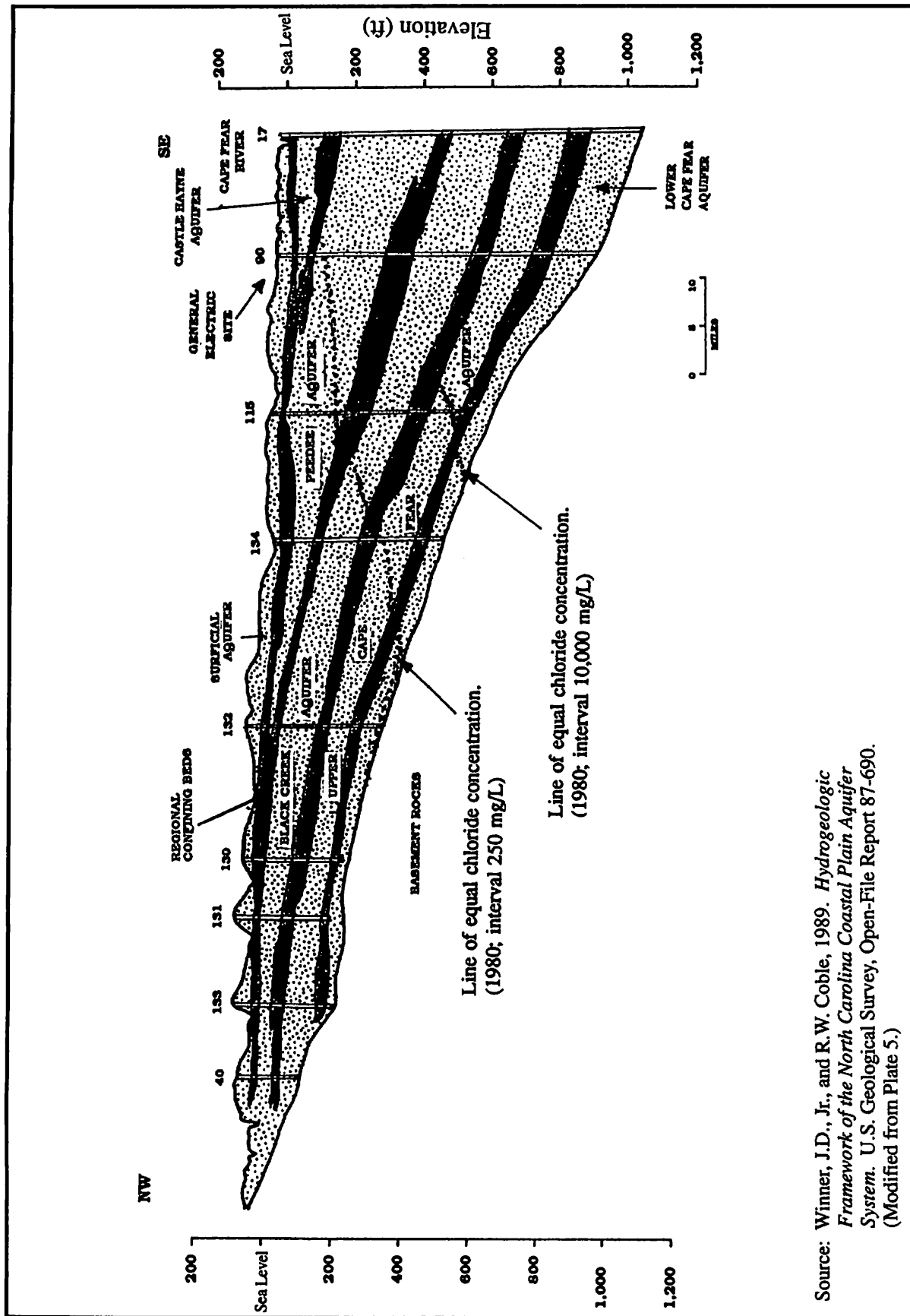


Figure 2-1. Location Map



Source: Winner, J.D., Jr., and R.W. Coble, 1989. *Hydrogeologic Framework of the North Carolina Coastal Plain Aquifer System*. U.S. Geological Survey, Open-File Report 87-690. (Modified from Plate 5.)

Figure 2-2. Regional Hydrogeologic Cross Section

Formation. The formation does not appear to be present beneath the General Electric property on the basis of lithologic observations from site borings (i.e., the absence of significant deposits of shell, marl, and/or limestone) and on the basis of recently mapped stratigraphy of the region by Zarra (1991).

The fresh water (chloride concentrations less than 250 mg/L) portion of this unit is referred to as the Castle Hayne aquifer by the U.S. Geological Survey (Winner and Coble, 1989). The Castle Hayne aquifer is considered semiconfined in parts of the region where the confining bed is thin or absent. Groundwater levels in the Castle Hayne aquifer indicate that recharge principally occurs in an upland area around Murfreesboro (Bain, 1970), about 6 miles southeast of the site. Groundwater flow in the region is from the recharge area to the north and west toward the northeast Cape Fear River, which serves as a discharge zone. Fresh groundwater is generally encountered within the upper portion of the Castle Hayne aquifer in the region. Chloride concentrations increase near the discharge areas and increase with depth within the aquifer. The most productive wells within the Castle Hayne aquifer are within the consolidated limestones and sandstones of the formations. Although deeper aquifers exist beneath the Castle Hayne aquifer, they are known to contain an increasing concentration of chloride with depth (Winner and Coble, 1989) and do not appear to be used for a source of drinking water in the immediate vicinity of the site.

2.1.3 Pee Dee Formation. The Pee Dee Formation of Upper Cretaceous age typically consists of unconsolidated greenish-gray to dark-gray silt, olive-green to gray sand, and massive black clay interbedded with consolidated calcareous sandstone and limestone. The upper portion of the formation has more sand and lime content than the base of the formation (Bain, 1970). The sand within the formation is fine to very fine-grained subangular quartz with trace quantities of glauconite and other minerals. The Rocky Point Member of the Pee Dee Formation contains sandy, moldic limestone and very calcareous sandstone (Zarra, 1991). The top of the formation dips to the east-southeast in New Hanover County.

The Castle Hayne and Pee Dee Formations usually are not differentiated from a hydrologic standpoint because of similarities in lithologies and evidence that these formations form essentially one hydrologic unit.

2.2 Site Hydrogeology

The site hydrogeologic framework is similar to that of the region, consisting of a surficial sandy aquifer unit underlain by a clay confining layer. Discontinuous clay layers are also present in the surficial aquifer. Beneath the semiconfining layer is the principal aquifer. Contacts between the layers are typically gradational. However, the lithology of each stratum is distinctive. Available permeability data for hydrogeologic units at the site are summarized in Figure 2-3. Figure 2-4 indicates the locations of three north-south trending geologic cross sections that bisect the main site area. The cross sections are presented in Figures 2-5, 2-6, and 2-7.

At the site, the surficial aquifer consists predominately of sands, with some silts and discontinuous clay lenses. The current delineation of the water table is presented in Plate 1. This figure indicates that groundwater mounds exist beneath the waste treatment lagoon and the final wastewater process lagoons. A natural recharge area exists in the area south of the FMO/FMOX building. Groundwater in the surficial aquifer discharges primarily into the main site effluent channel as well as into some of the deeper drainage ditches present on the site.

The semiconfining unit observed in soil borings performed at the site consists of gray to greenish clay and sandy clay. This semiconfining unit varies in thickness and is present in most areas of the site. Small differences in vertical hydraulic gradients measured between some wells in the surficial and upper principal aquifers confirm that the semiconfining layer is not uniform or continuous.

At the site, the principal aquifer consists primarily of fine to medium quartz sands. The aquifer is more permeable in the upper sections beneath the semiconfining unit. With depth, the aquifer becomes siltier and more glauconitic, and its permeability decreases markedly. Downhole geophysical logging indicates that, at depth, as the silt content increases, the permeability of the principal aquifer approaches that of the semiconfining unit. The current configuration of the potentiometric surface of the principal aquifer at the site is presented on Plate 2. This figure is based on water level measurements obtained at the site November 29 to December 2, 1993. Based on this figure, the inferred groundwater flow direction is to the north-northwest toward the Northeast Cape Fear River. Information on water levels in the western area of the site is limited due to wide spacing of a few observation wells. However, based on the location and estimated

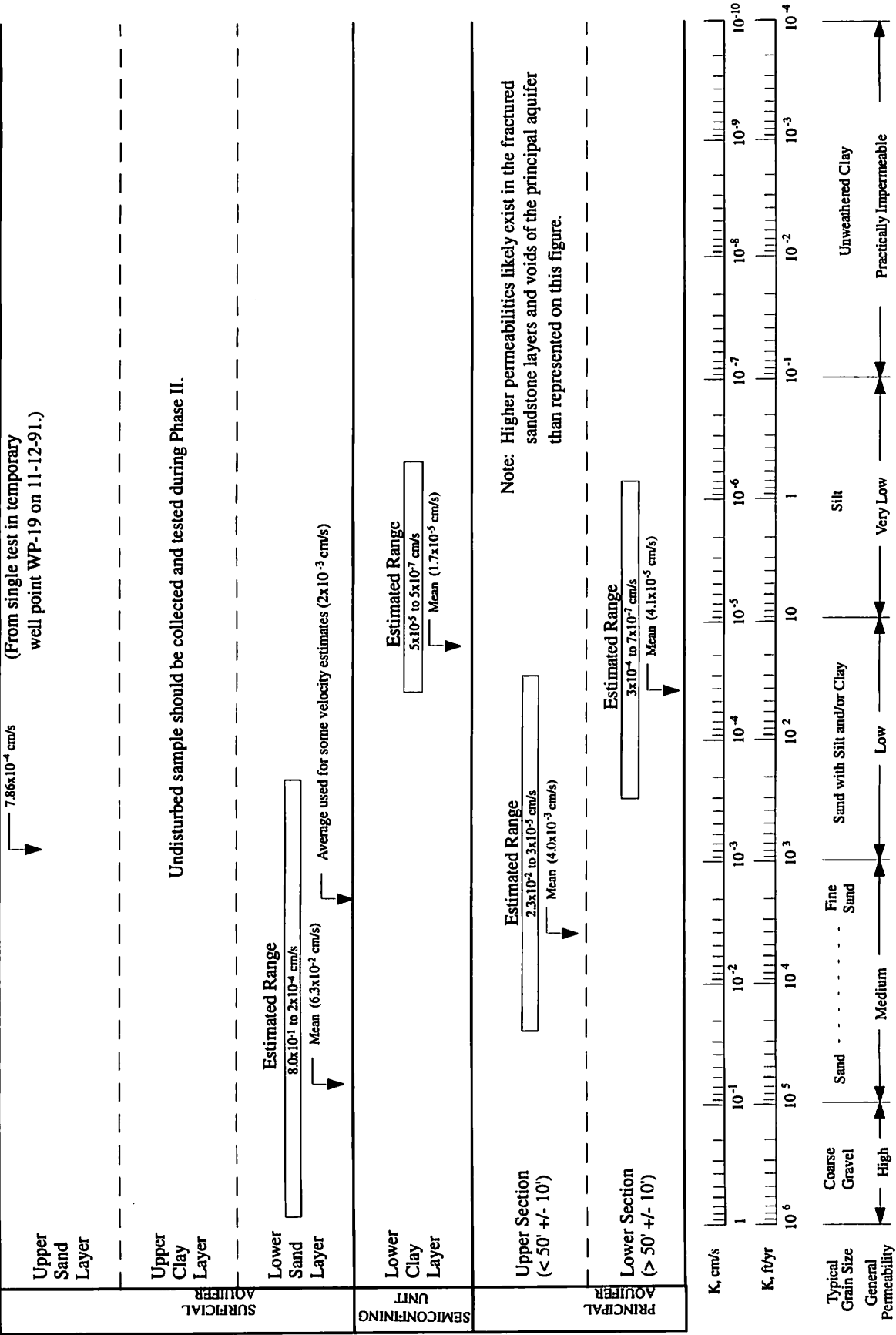


Figure 2-3. Summary of Available Permeability Data

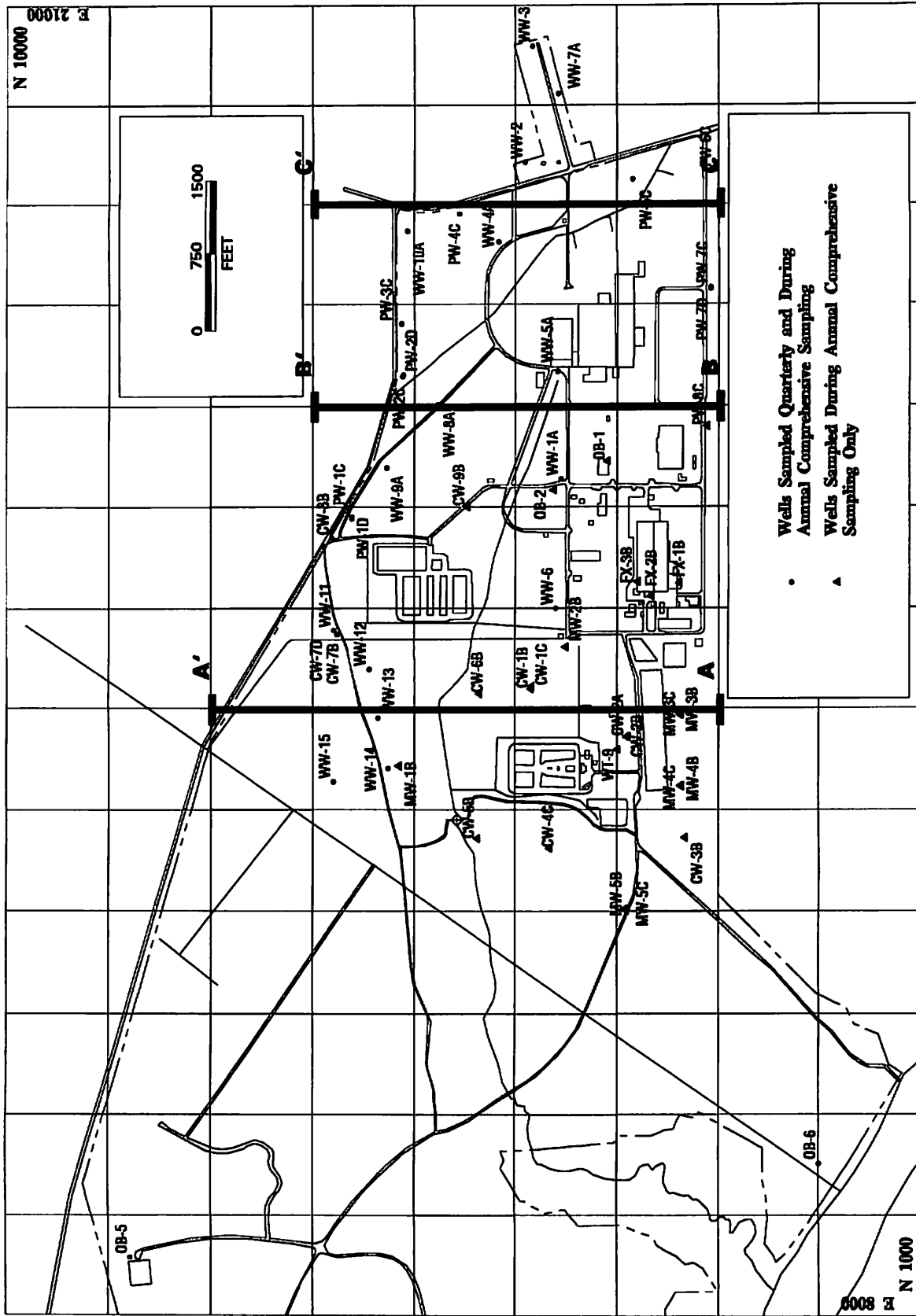


Figure 2-4. Locations of Geologic Cross Sections

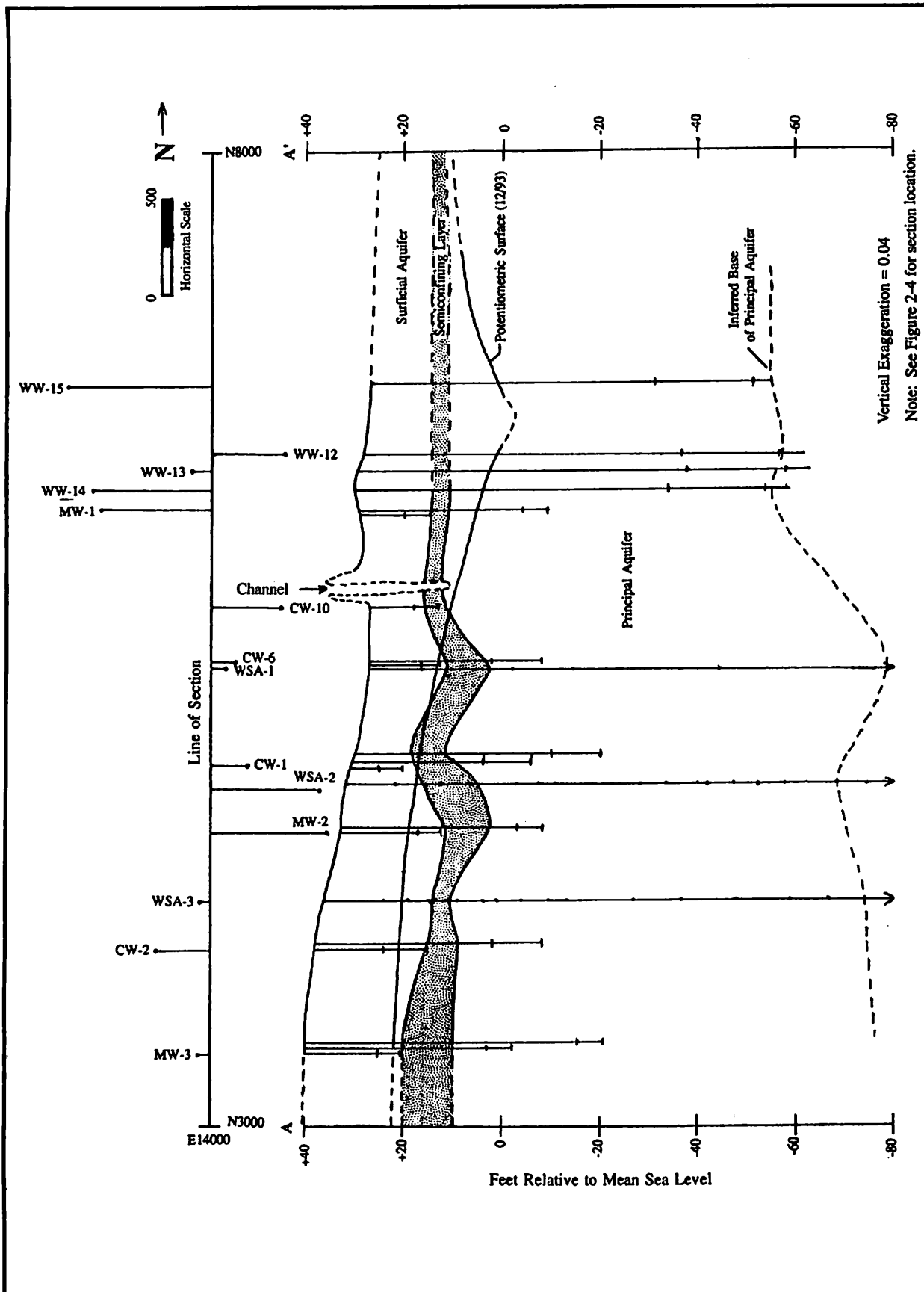


Figure 2-5. Geologic Cross Section A-A' (North-South Along E14,000 Gridline)

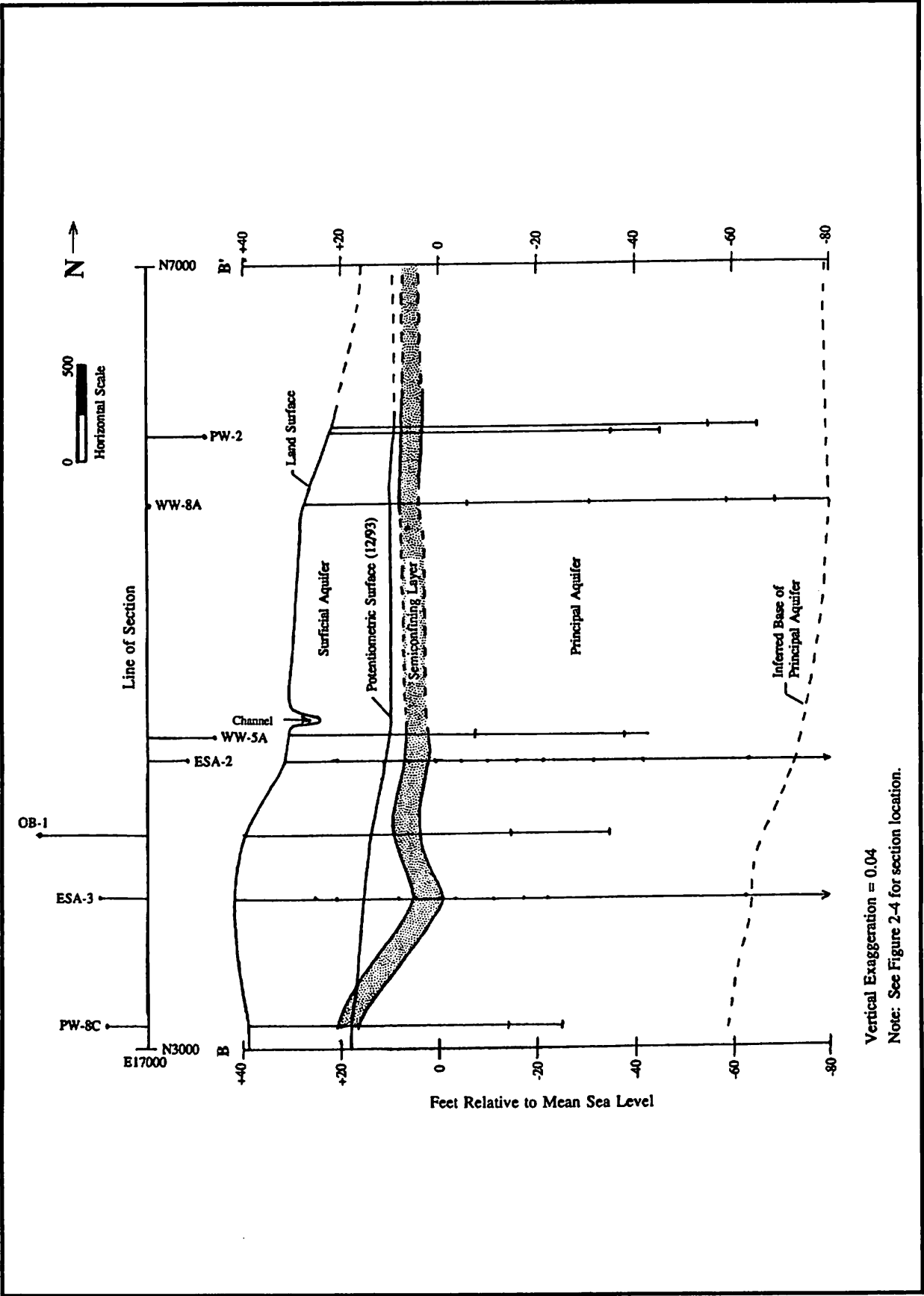


Figure 2-6. Geologic Cross Section B-B' (North-South Along E17,000 Gridline)

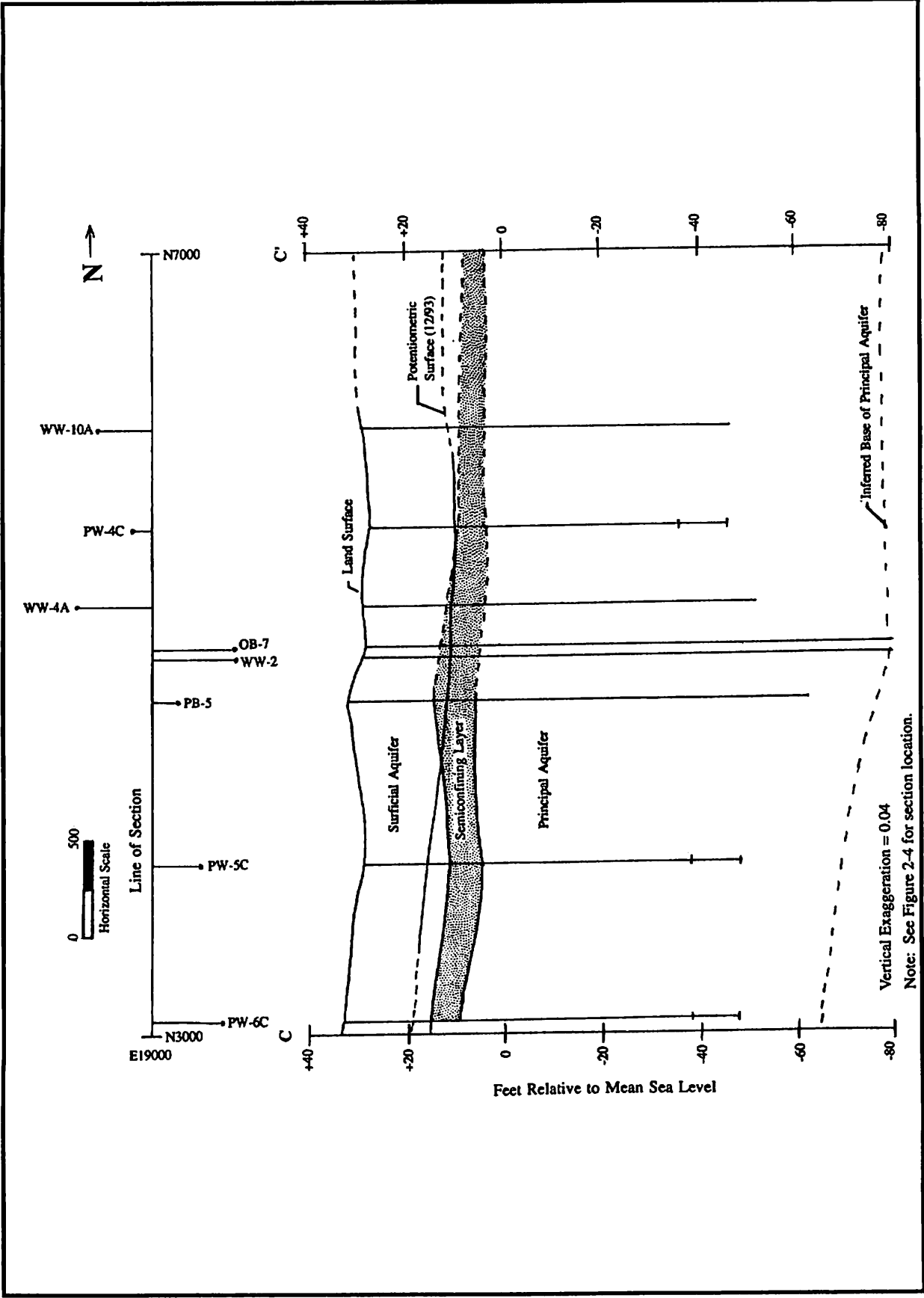


Figure 2-7. Geologic Cross Section C-C' (North-South Gridline)

hydrologic effect of the Northeast Cape Fear River, the groundwater flow direction in this area of the site is inferred to be to the west-southwest. Groundwater discharge occurs into the western reaches of the effluent channel based on prior site studies of this area (RTI, 1990). Plate 2 also indicates the presence of an elongated cone-of-depression in the area of the northern wellfield due to sustained pumping of wells WW-11, WW-12, WW-13, WW-14, and WW-15.

3.0 Contamination Assessment

This section describes the organic contaminants detected in wells on the General Electric property. The properties of the contaminants are described along with estimates of the vertical and horizontal extent of contamination known at this time.

3.1 Contaminants Detected

GE discovered low concentrations of organic compounds in the plant potable water supply in mid-1991 during testing of drinking water for volatile organic compounds (VOCs). Sampling of water-supply and some monitoring wells on the site confirmed varying concentrations of the presence of TCE and its degradation products*, tetrachloroethylene (PCE), 1,1-dichloroethylene (1,1-DCE), 1,1-dichloroethane (1,1-DCA), vinyl chloride, 1,1,1-trichloroethane (1,1,1-TCA), benzene, toluene, ethylbenzene, and xylenes (BTEX), and naphthalene in some of those wells. To date, those compounds confirmed to be present at concentrations in excess of North Carolina groundwater standards in some wells include: TCE, cis-1,2-DCE, 1,1-DCE, PCE, vinyl chloride, and benzene. Naphthalene in excess of U.S. Environmental Protection Agency (EPA) health-based levels has been detected in three monitoring wells on the site.

The primary organic contaminant of concern at the GE site is TCE. TCE was used at the site for metal degreasing from 1968 to approximately 1976, when 1,1,1-TCA was used as a replacement. GE has not used or stored significant quantities of TCE onsite since the mid-1970s. Based on other compounds detected in the groundwater, the potential exists that other related organic solvents (such as PCE) may have been used or stored onsite. The presence of low concentrations of BTEX and naphthalene are likely attributed to former underground storage tank (UST) location(s).

Several areas of groundwater contamination (plumes) have resulted from the occurrence of these organic compounds. A complete summary of water-supply and monitoring well sampling analytical results is presented in Appendix A, which includes the results of the most recent (January 1994) sampling.

* cis-1,2-dichloroethylene, trans-1,2-dichloroethylene, 1,1-dichloroethylene, vinyl chloride.

3.2 Contaminant Properties

The contaminants of interest and their physicochemical properties are presented in Table 3-1. Because these properties govern the behavior of these compounds in the subsurface, as well as their ability to be recovered from the groundwater and treated, they are described in the following sections. The properties also serve as a basis for the comparative risk analysis described in Chapter 5.

The solubility and specific gravity of a compound define whether the chemical will migrate downward through the saturated zone or "float" on the surface of the saturated zone. If the concentration of a compound approaches its solubility (i.e., the maximum amount dissolved in water), it is possible that the compound exists as a free phase in the subsurface. To date there is no indication that free-phase contaminants are present on the site. Free-phase dense, non-aqueous phase liquid (DNAPL) will migrate through the saturated zone and "pool" in a stratigraphic trap or depression. Free-phase light, nonaqueous phase liquid (LNAPL) will tend to "pool" on top of the saturated zone.

The Henry's law constants for the compounds indicate chemical partitioning between the atmosphere and water. This influences the ability of a compound to be stripped from the water using aeration. The higher the constant, the more amenable the compound is to volatilization or air stripping. A constant of greater than 160 atm (Nyer, 1993) indicates that a compound is more amenable to air stripping.

The K_{ow} is a coefficient describing the partitioning of a compound between water and octanol. This coefficient is used to evaluate the transport of the compound in the subsurface. The K_{ow} , along with the amount of organic carbon in the aquifer, can aid in determining the extent that a contaminant will adsorb onto soil particles. Generally, compounds with a low K_{ow} tend to be hydrophobic, tend to sorb onto soil particles, and therefore migrate more slowly than the groundwater in which it is dissolved.

The biodegradability of a compound is expressed subjectively as degradable, persistent (which may be degradable after a long period of time), or recalcitrant (Nyer, 1993). Benzene and naphthalene are easily degraded and other regulated organic compounds are not formed from their degradation. The chlorinated hydrocarbons TCE, PCE, cis-1,2-DCE, and 1,1-DCE are degradable but persistent. The presence of variable concentrations of cis-1,2-DCE,

Table 3-1. Physicochemical Properties of Contaminants of Concern

Property	Contaminants of Interest						
	TCE	cis-1,2-DCE	1,1-DCE	PCE	Benzene	Naphthalene	Vinyl Chloride
Chemical Formula ^a	C ₂ HCl ₃	C ₂ H ₂ Cl	C ₂ H ₂ Cl ₂	Cl ₂ C:CCl ₂	C ₆ H ₆	C ₁₀ H ₈	C ₂ H ₃ Cl
Molecular Weight (g/mol) ^a	131.4	96.94	96.94	165.83	78.11	128.16	62.5
Specific Gravity (g/cm ³) ^b	1.466	1.27	1.25	1.631	0.879	1.145	0.908
Solubility (mg/L) ^a	1,100	202	210	150	1,780	30	1,100
Henry's Law Constant (atm) ^b	544	160	1,841	1,035	230	20	355,000
K _{ow} ^b	240	5	69	390	130	2,800	24
Biodegradability ^b D = Degradable P = Persistent R = Recalcitrant	P,D	P,D	P,D	P,D	D	D	P,D

DCE = Dichloroethylene.

PCE = Tetrachloroethylene.

TCE = Trichloroethylene.

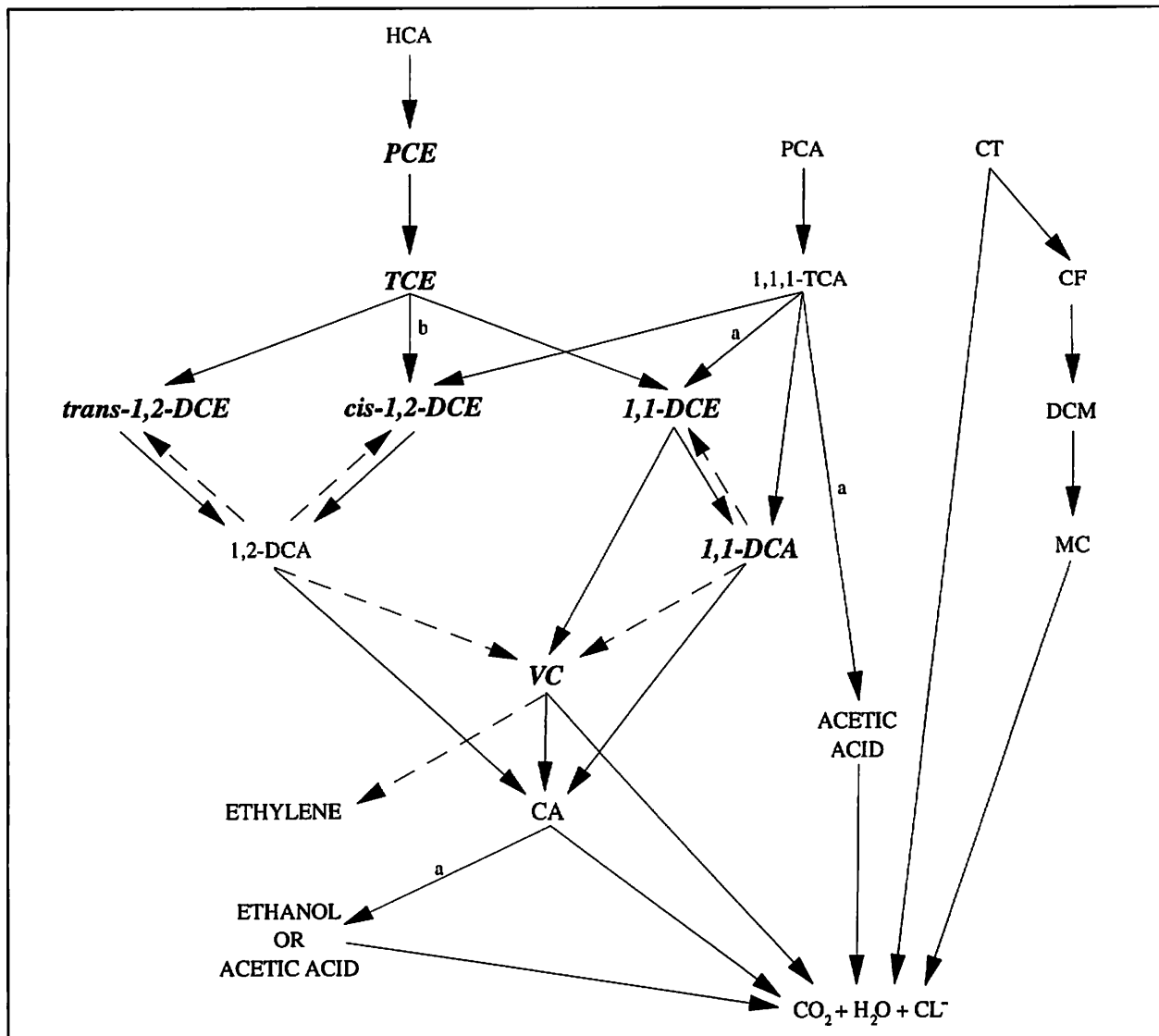
¹ U.S. EPA (1992).² Nyer, E.K. (1993).

trans-1,2-DCE, 1,1-DCE, and vinyl chloride in the groundwater at the site most likely resulted from the degradation of TCE and PCE. Degradation pathways are pertinent in that degradation products of certain compounds may or may not be more toxic than the parent compound. For example, TCE, with a State groundwater standard of 2.8 ppb, degrades into cis- and trans-1,2-DCE, with groundwater standards of 70 ppb. However, continued degradation results in formation of 1,1-DCE, with a State standard of 7.0 ppb, and then to vinyl chloride, which has a standard of 0.015 ppb. Figure 3-1 illustrates the degradation pathway for selected chlorinated hydrocarbons under anaerobic conditions.

3.3 Extent of Contamination

Site characterization to date has been performed through the periodic sampling and analysis of groundwater from existing monitoring and plant water wells as well as from new monitoring wells. Based on historical information collected in early 1993, source-area testing activities were performed to attempt to determine the origin(s) and vertical extent of the contamination detected on the site (as specified in Revision 0 of the RAP). This involved collection of discrete porewater samples at multiple depths in optimally selected locations. The results of the source-area testing activities are presented in RTI (1993). The following sections describe what is currently understood to be the extent of organic contamination in the aquifers at the site.

3.3.1 Surficial Aquifer. The extent of organic contamination in the surficial aquifer appears limited. The presence of TCE or related compounds has not been confirmed in monitoring wells terminating in the surficial aquifer. However, it was determined during the source-area testing activities that significant concentrations of TCE and related compounds were present in the surficial aquifer in the vicinity of the former storage area (boring WSA-3). The contamination was not detected at depth in this area or detected below what was inferred to be the semiconfining layer. However, the horizontal extent of contamination in this area has not been delineated. Referring to Plate 1, the groundwater flow direction in this area is believed to be to the west to what is inferred to be a north-south trending groundwater trough. Groundwater samples were collected from shallow monitoring wells WT-9 and CW-2A during January 1994



HCA = Hexachloroethane (CCl_3CCl_3)
 PCA = Tetrachloroethane ($\text{CHCl}_2\text{CHCl}_2$)
 PCE = Tetrachloroethylene ($\text{CCl}_2-\text{CCl}_2$)
 1,1,1-TCA = 1,1,1-Trichloroethane (CH_3CCl_3)
 TCE = Trichloroethylene ($\text{CHCl}-\text{CCl}_2$)
 1,1-DCA = 1,1-Dichloroethane (CH_3CHCl_2)
 1,2-DCA = 1,2-Dichloroethane ($\text{CH}_2\text{Cl}-\text{CH}_2\text{Cl}$)
 1,1-DCE = 1,1-Dichloroethylene (CH_2-CCl_2)
 cis-1,2-DCE = cis-1,2-Dichloroethylene (cis- $\text{CHCl}-\text{CHCl}$)
 trans-1,2-DCE = trans-1,2-Dichloroethylene (trans- $\text{CHCl}-\text{CHCl}$)

VC = Vinyl chloride (CH_2-CHCl)
 CA = Chloroethane ($\text{CH}_3\text{CH}_2\text{Cl}$)
 CT = Carbon tetrachloride (CCl_4)
 CF = Chloroform (CHCl_3)
 DCM = Dichloromethane (CH_2Cl_2)
 MC = Methyl chloride (CH_3Cl)
 ETHANOL = ($\text{CH}_3\text{CH}_2\text{OH}$)
 ACETIC ACID = (CH_3COOH)
 ETHYLENE = (CH_2-CH_2)

NOTES:

—— Primary Transformation Pathway

- - - Secondary Transformation Pathway

^a Indicates abiotic chemical transformation; other arrows represent biological transformations.

^b cis-1,2-DCE generated at approximately 30 times the concentration of trans-1,2-DCE and by a factor of 25:1.

Source: Modified from Davis and Olsen (1990), McCarty (1988, 1991), and Sims et al. (1991)

Figure 3-1. Chemical and Biological Transformation Pathways of Selected Chlorinated Hydrocarbons Under Anaerobic Conditions

comprehensive sampling activities. VOCs were not detected in these wells. A small amount of xylene was detected in WT-9 (2.03 ppb) but solvents were not detected in the other surficial monitoring wells sampled.

3.3.2 Principal Aquifer. The majority of contamination on the site has been detected in the principal aquifer. The present estimations of the horizontal and vertical extents of contamination are addressed in the following sections.

Horizontal Extent. The present interpretation of the horizontal extent of TCE contamination is shown on Plate 3. At the time of completion of Revision 0 of the RAP, the highest concentrations of TCE and related compounds were detected in the vicinities of WW-5, WW-12, and WW-6, and it was thought that two potential source areas were present. These source areas were initially presented as one large bilobal plume with an approximate area of 0.4 square miles. However, after completion of the source-area testing activities, it was concluded that two large plumes are evident in the central area of the site similar to the distribution shown in Plate 3. The inferred geometry of these plumes is based on the concentrations detected in monitoring and plant water wells during the January 1994 comprehensive sampling activities and source-area test borings drilled during March-April 1993.

The distribution of cis-1,2-DCE is similar to the distribution of TCE on the site (Plate 4). This inferred association further suggests that the cis-1,2-DCE is a preferential degradation product of TCE. The occurrence of other organic compounds on the site is limited and less widespread than the occurrence of TCE and cis-1,2-DCE. The concentrations of organic compounds other than TCE and cis-1,2-DCE detected on the site are presented in Figure 3-2.

The western plume is believed to have originated from a former interim storage area located southeast of the waste treatment area near boring WSA-3. The eastern plume consists of several subplumes most likely related to early site storage activities. The sources of these areas of contamination are described in greater detail in Section 5 of RTI (1993).

The presence of VOCs has been detected in two observation wells located in remote areas of the site. It has been confirmed that 97.4 ppb and 86.2 ppb of TCE and cis-1,2-DCE, respectively, have been detected in well OB-6 located near the Northeast Cape Fear River in the southwest portion of the site. Observation well OB-5, located in the northwest area of the

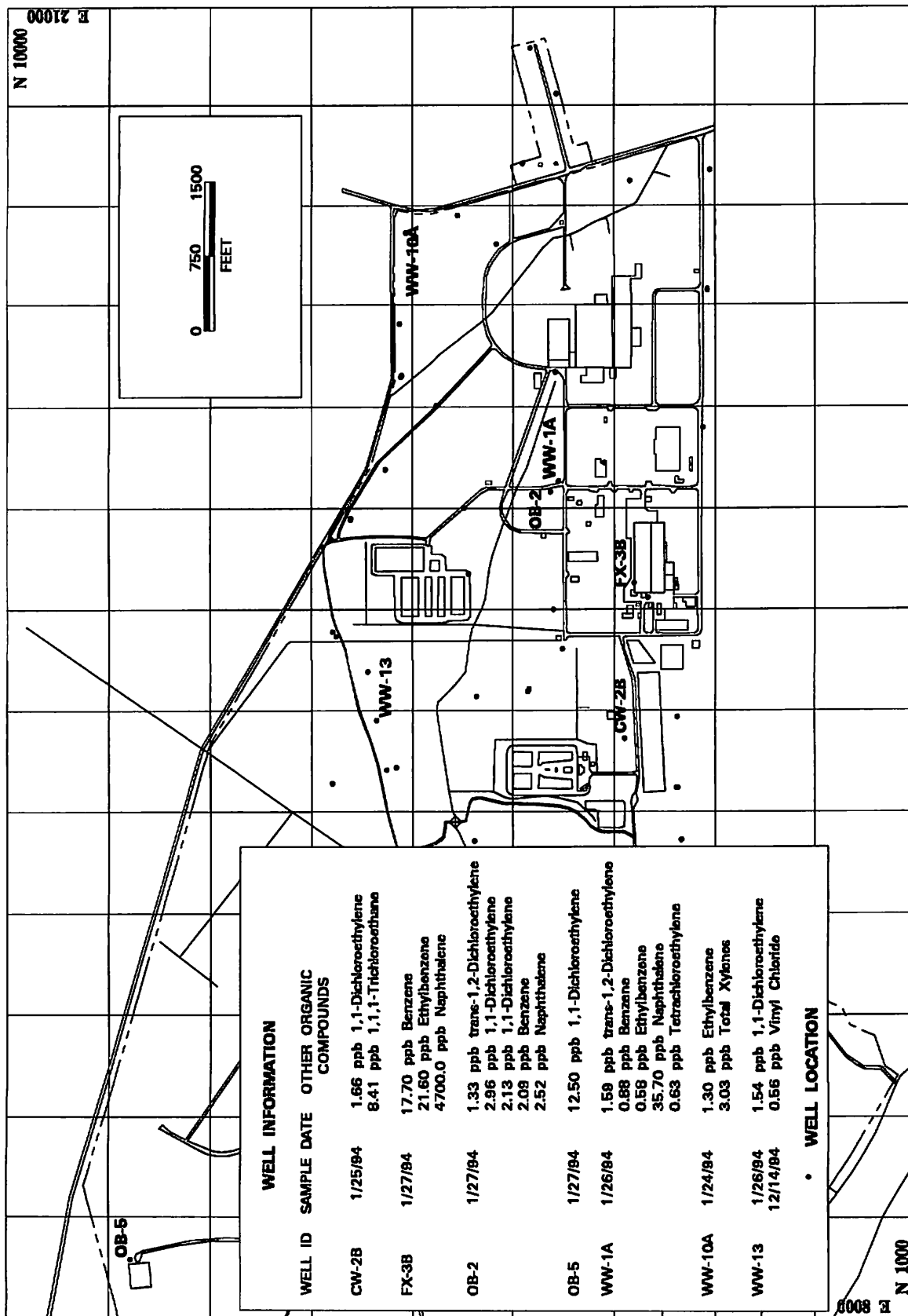


Figure 3-2. Occurrence and Concentrations of Organic Compounds Other Than TCE and cis-1,2-DCE in the Principal Aquifer

site, has indicated the presence of over 700 ppb cis-1,2-DCE. The contamination present in the vicinity of OB-5 and OB-6 is likely to be associated with past operating practices near each of these two locations. Because these are the only two wells in these two areas terminating in the principal aquifer, the horizontal extent of contamination is not known in either of these two remote areas. However, based on the current interpretation of groundwater flow on the site, the contamination in these remote areas is not believed to be associated with the contamination delineated beneath the main plant site.

Vertical Extent. Based on a significant amount of site characterization, the subsurface lithology in the site vicinity is known to be quite variable. Even with this extensive amount of subsurface data, the vertical extent of contamination has been delineated only in the main site area. As recommended in Revision 0 of the RAP, drilling and pore water sampling activities were performed to depths of at least 100 feet in six areas considered to be potential contaminant source areas, based on historical information. Based on the findings from these borings, the highest concentrations of VOCs are generally present in the more permeable zones approximately 40 to 45 feet below land surface (typically around 5 to 15 feet below mean sea level). Some low concentrations were detected in limited areas below this zone, but the presence of indurated sandstone layers appears to impede continued downward migration of the contaminants. Cross sections that interpret the results from the source-area testing activities and recent groundwater sampling activities are presented on Figures 3-3, 3-4, and 3-5.

Characterization of the extent of contamination in remote observation wells OB-5 and OB-6 has not been completed. Therefore, the vertical extent of contamination has not been defined in these remote areas of the site.

3.4 Potential Receptors

A comparative risk analysis, which describes in greater detail the potential receptors of contamination as well as the properties that control contaminant migration, was performed for this CAP and is described in Section 5.

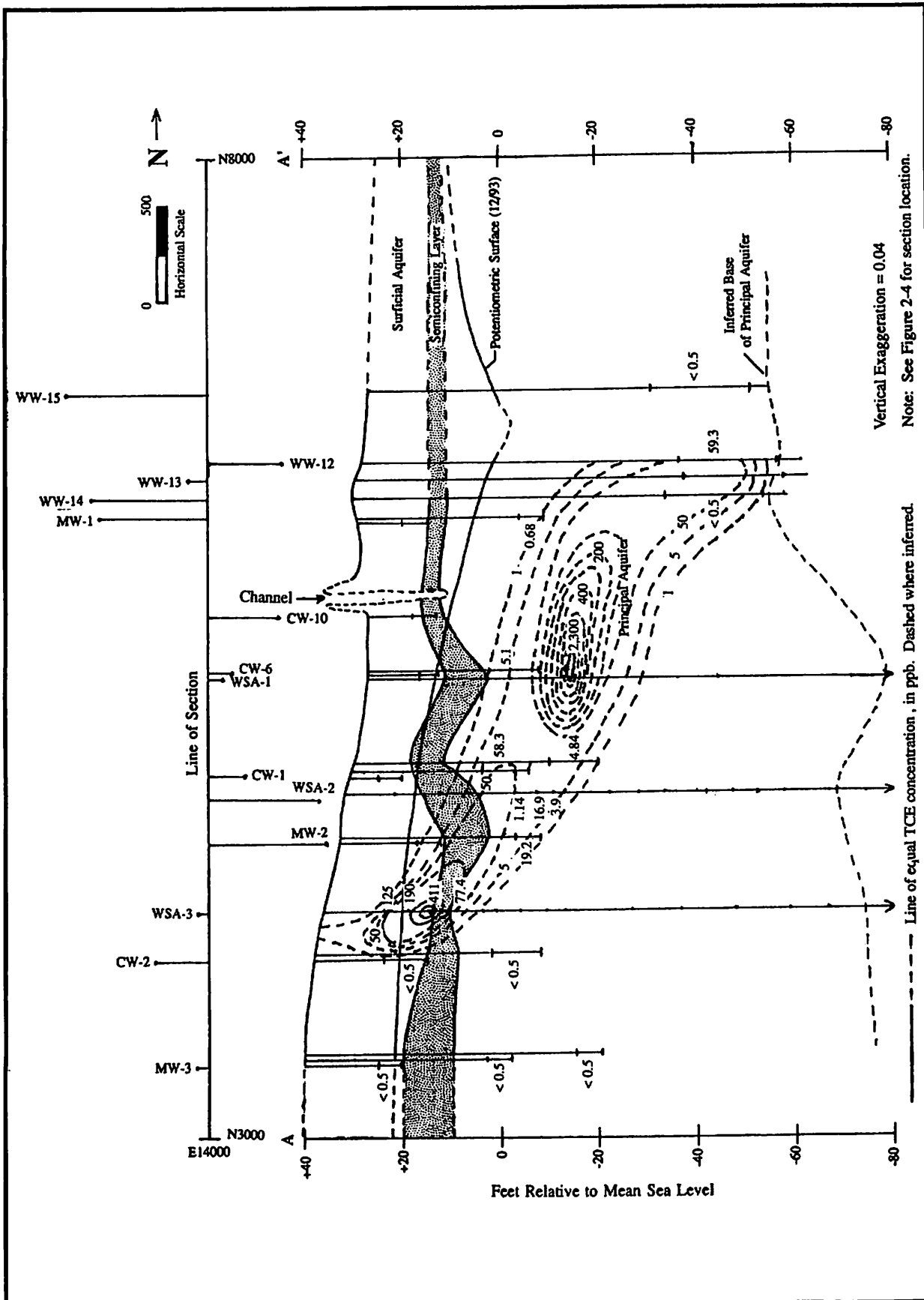
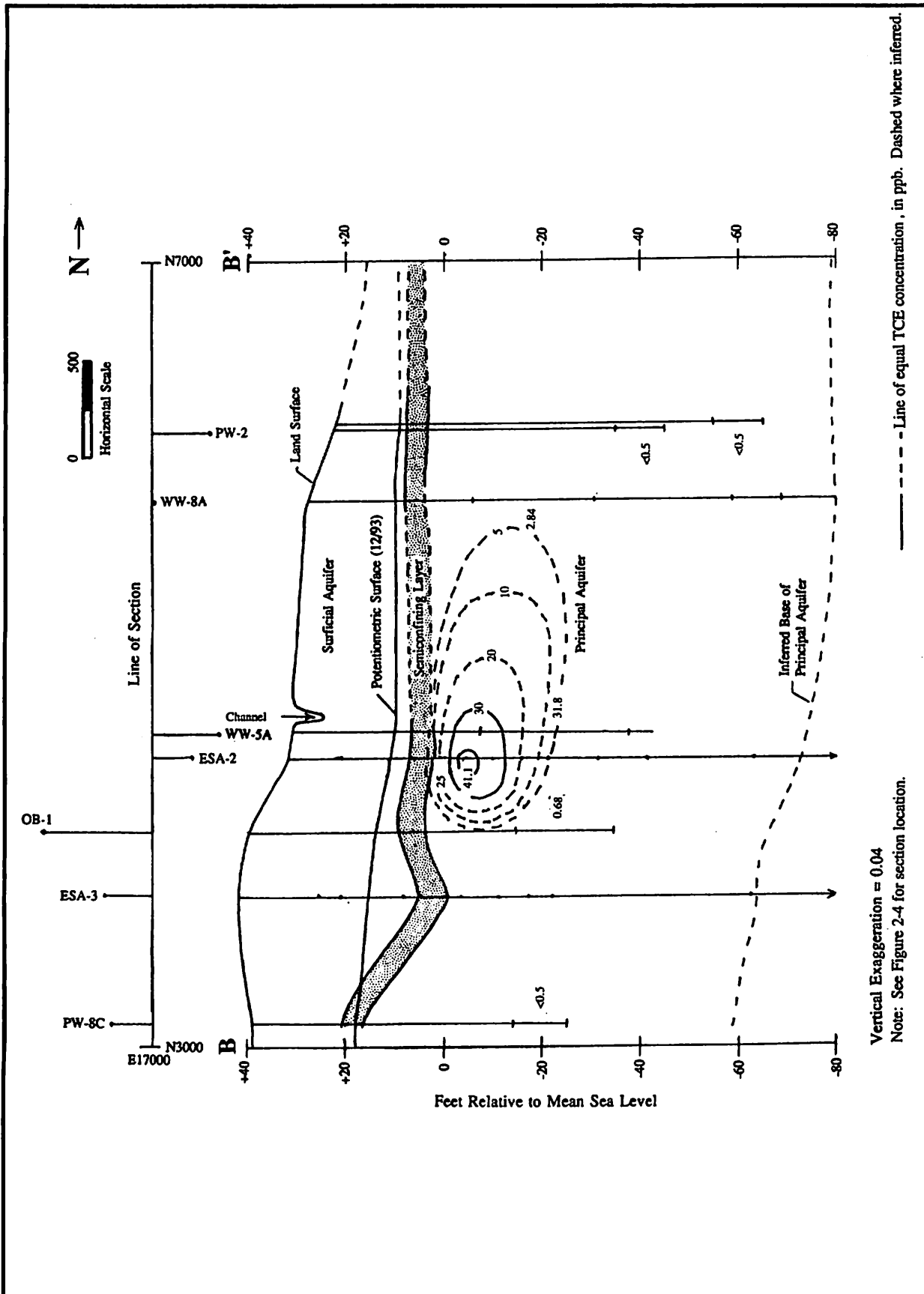


Figure 3-3. Geologic Cross Section A-A' with Estimated TCE Distribution



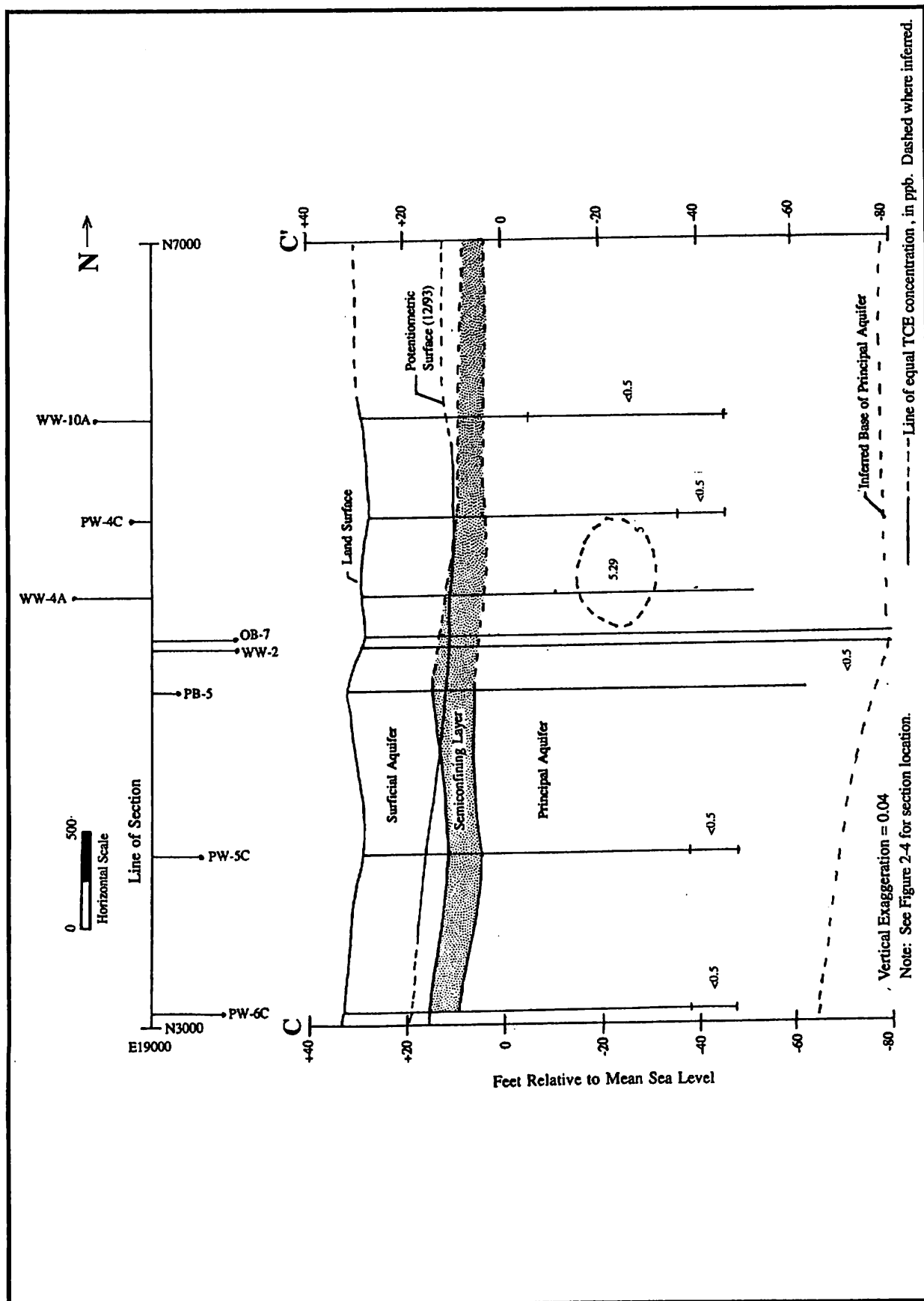


Figure 3-5. Geologic Cross Section C-C' with Estimated TCE Distribution.

4.0 Evaluation of Current Assessment/Corrective Actions

Since Revision 0 of the RAP, groundwater assessment activities have primarily included: (1) completion of a source-area assessment to determine the vertical extent of contamination in areas likely to be sources of contamination, and (2) periodic monitoring of organic compounds in monitoring and plant water wells. Remedial activities at the site have included construction of a separate potable water supply system and pumping/aeration of groundwater from selected plant water wells. A spreadsheet mass-balance model was devised early in the program to determine optimum pumping scenarios to retard plume migration and decrease TCE concentrations in the plant process water system. Results of the assessment activities are summarized in the following sections. In addition, the effectiveness of the new plant potable water supply system and the effectiveness of water well pumping to impede contaminant migration are addressed in the following sections.

4.1 Source-Area Testing Activities

As recommended in Revision 0 of the RAP, source-area testing activities were performed to confirm sources of contamination and determine the vertical extent of contamination in these areas. Activities consisted of performing six deep soil borings from which discrete porewater samples were collected from multiple depths. The porewater samples were then analyzed in RTI's onsite laboratory, with confirmatory analyses performed by a commercial contract laboratory. The procedures and results of these activities are described in RTI (1993).

The source-area testing activities provided valuable information on the horizontal and vertical extent of contamination on the site. It was determined that the highest concentration of TCE is located in the vicinity of CW-6 at a depth of approximately 40 feet below the land surface (approximately 2.5 ppm). The most significant concentrations of organic compounds were detected in the upper, more permeable section of the principal aquifer. Significant concentrations of organic compounds were not detected below approximately 50 feet. It was also confirmed through the source-area testing activities that a former storage area located southeast of the waste treatment area was most likely the most significant source of organic compounds in the groundwater. Groundwater contamination in the surficial aquifer was identified at the

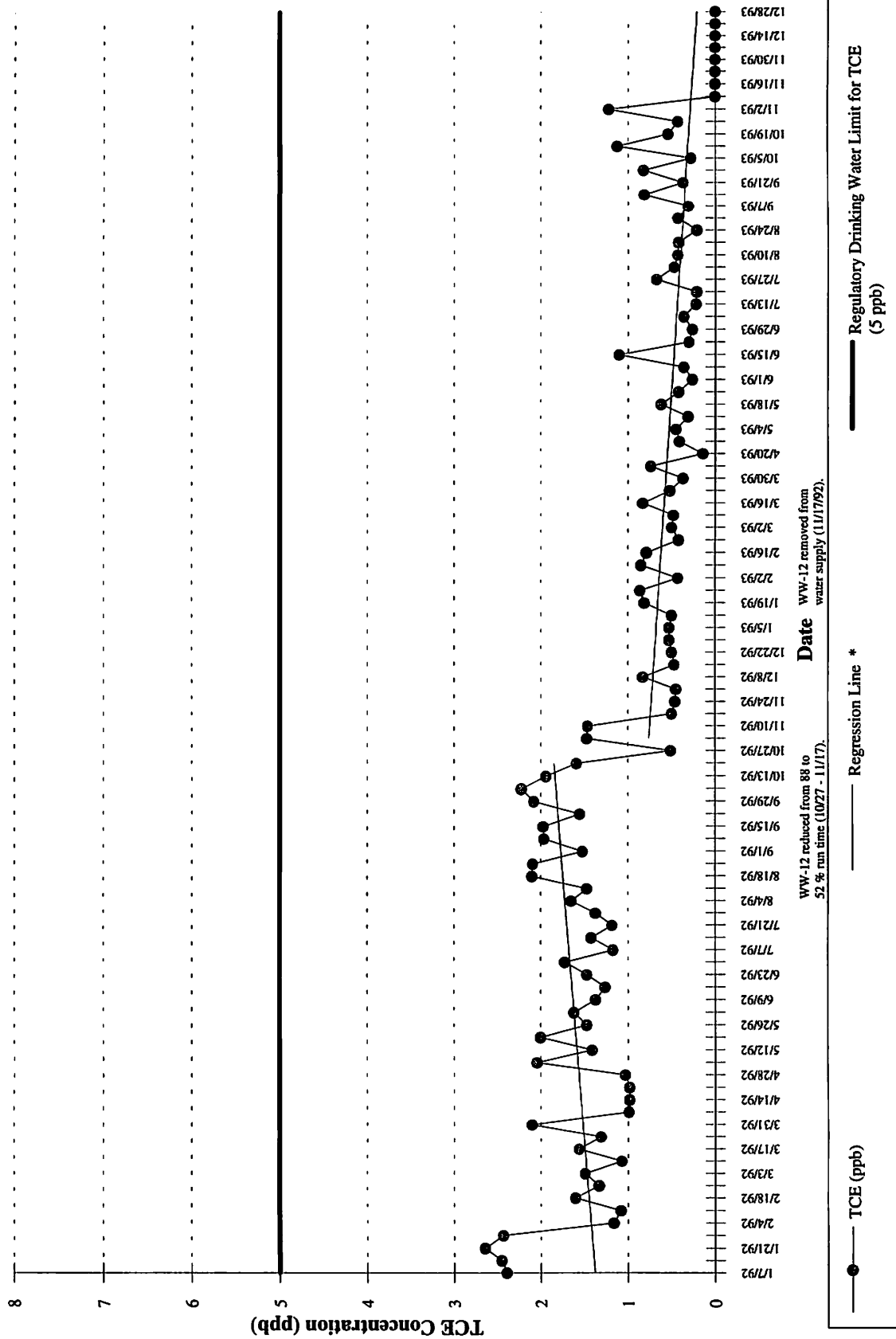
former storage area. The results of the source-area testing modified the interpretation of the extent of contamination in the principal aquifer.

4.2 Separate Potable Water Supply

Prior to implementation of Revision 0 of the RAP, the highest probability risk for human exposure at the GE facility was the presence of low levels of TCE (below drinking water standards) in the potable water supply. Although TCE concentrations did not approach or exceed drinking water levels within the period for which data were available, they presented a potential risk through the possibility of ingestion, aspiration, and/or dermal contact with the water. To eliminate this risk, GE constructed a separate potable water distribution system using water from existing plant water wells WW-2, WW-3, and/or WW-7A. These wells are east of the main plant site across N.C. Highway 117 and have not been impacted by volatile organic compounds. The system became operational in late October 1993 with the exception of Building J, which was connected to the system in early November 1993. Figure 4-1 illustrates the concentration of TCE in the potable water distribution system as measured from the utility sink in Building J on the plant. Prior to implementation of the new potable water distribution system, the spreadsheet mass-balance model was frequently used to optimize well pumping scenarios to maintain TCE levels well below drinking water standards. Figure 4-1 confirms that construction of a separate potable water system has proved to be the most reliable method for the elimination of potential human exposure to TCE at the plant.

4.3 Periodic Sampling Activities

To assess drinking water quality and containment of the TCE plume, groundwater samples were obtained monthly from plant process and potable water wells and selected perimeter wells until the risk to employees was reduced by installation of the separate potable water supply system. After construction of the new potable water supply system was completed in October 1993, the groundwater sampling frequency was changed to quarterly. Comprehensive groundwater sampling, which includes sampling of selected interior monitoring wells, as well as the plant water wells and perimeter wells sampled quarterly, along with extensive quality control checks, has also been performed each year. Locations of the wells that have been sampled



* Note: Linear regression analysis performed using Least Squares Method. First regression line extends to 10/27/92, when the percent run time of WW-12 was reduced. Second regression line begins 11/3/92.

Figure 4-1. TCE Concentrations in Potable Water Distribution System (Utility Sink, Bldg. J)
(January 1992 - December 1993)

quarterly and during annual comprehensive sampling activities are presented in Figure 4-2.

During comprehensive sampling, approximately 50 monitoring and water supply wells on the site are sampled for organics. Quality assurance samples, including rinse blanks, field blanks, field splits, duplicates, performance evaluation samples, and trip blanks are included as described in the Quality Assurance Project Plan (RTI, 1994).

Other groundwater sampling and analysis activities are also performed at the site. Groundwater used for plant processes is sampled prior to and after aeration, as well as groundwater for the new potable water system. Discharge from the final wastewater treatment system is also sampled regularly.

Quarterly and annual comprehensive groundwater sampling of plant water and monitoring wells has been appropriate for defining the overall extent of groundwater contamination in the main plant area. Results of comprehensive quality assurance and quality control measurements indicate that data obtained from the sampling activities are accurate, reproducible, and representative of actual conditions.

Additional interior monitoring wells are required to fully define the contamination in the interior site area and the remote areas of the site. The numbers and locations of proposed additional monitoring points are addressed in Section 6.

4.4 Groundwater Extraction/Aeration Activities

Currently, a total of 12 wells are pumped to control the migration of contamination from the eastern and western plumes. Plant process water wells WW-11, WW-12, WW-14, and WW-15 are pumped as continuously as possible to control the western plume. Plant process water wells WW-6 and WW-13 are also pumped intermittently.

Segments of the eastern plume are currently controlled by continuous pumping of plant process water wells WW-1A, WW-5A, and WW-8A. Plant process water wells WW-4A, WW-9A, and WW-10A are also pumped intermittently. Discharge from wells WW-5A and WW-12 is distributed to the aeration basin for treatment. This treatment option has been discussed between GE and DEM, and references the existing NPDES permit. Discharge from the other referenced wells is diverted through a cascading tray aerator originally designed for iron removal and then used in the plant's manufacturing process. Aeration and use in the plant's processes

effectively strips the VOCs from the water. Figure 4-3 presents the concentration of TCE in the groundwater before and after aeration by the iron removal aerator.

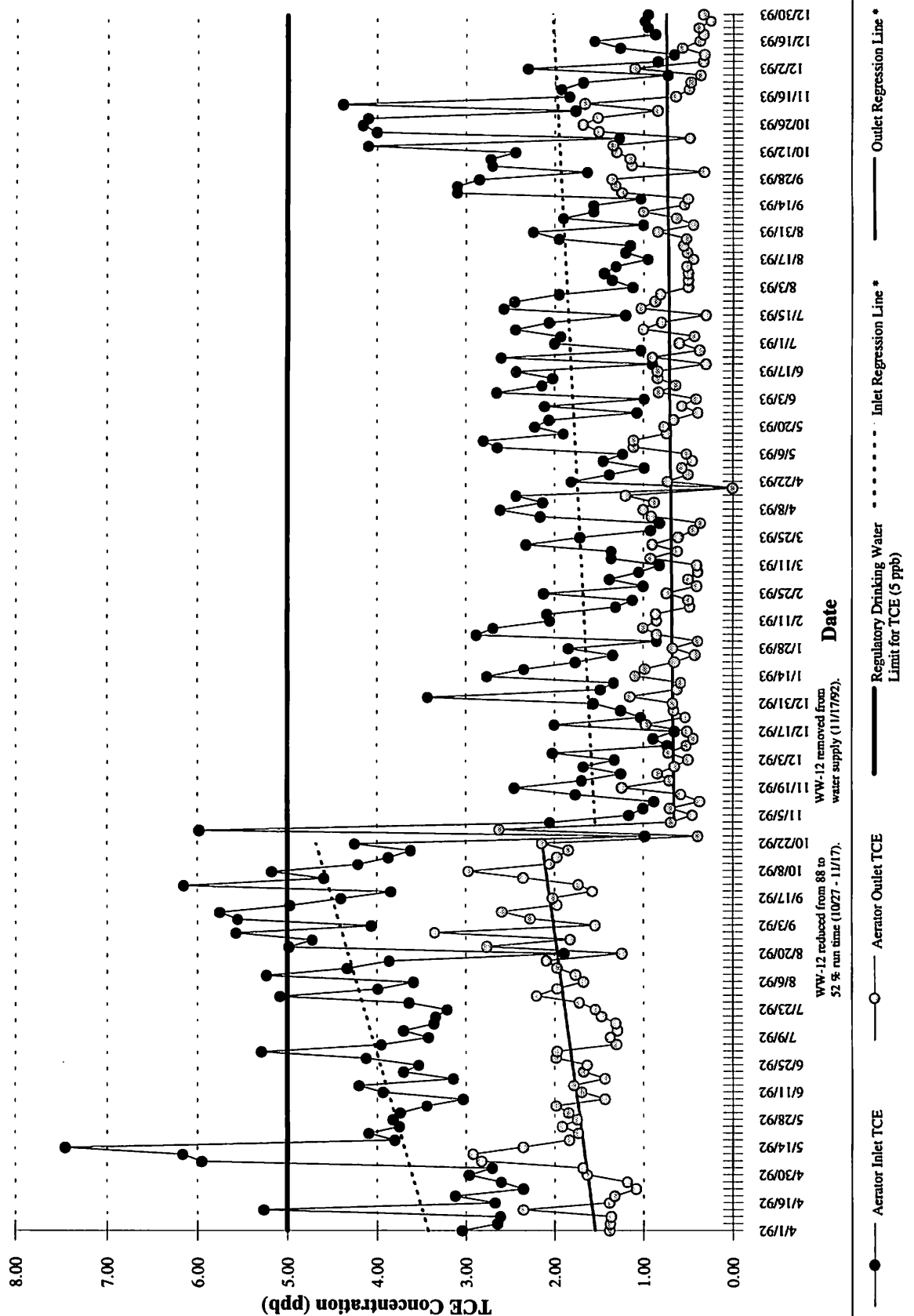
A telemetry system on the site supplies yield and pumping duration information for each plant water well. GE reports this information weekly to RTI. Using the total water contribution from each well and its corresponding TCE concentration, the influent TCE concentration can be approximated. Using the spreadsheet mass-balance model, the wellfield pumping scenario can be altered to modify the quantity of water introduced into the plant system and the expected concentration of VOCs in the plant process water system.

4.5 Capture Zone Modeling

To determine if sustained pumping of the water supply wells provides an adequate hydraulic barrier to preclude migration of the plumes offsite, capture-zone modeling was performed. The site was divided into two model areas, corresponding to the eastern and western areas of the site as shown in Figure 4-4. The modeling was performed using the U.S. EPA Wellhead Protection Area (WHPA) modeling package (Blandford and Huyakorn, 1990). Specifically, the RESSQC module was initially used to model the eastern and western site areas. RESSQC determines capture zones around production wells for specified time lengths. Assumptions implicit with RESSQC are that groundwater flow is two-dimensional and at steady state in a homogeneous, isotropic aquifer of infinite areal extent. In addition, wells are assumed to be fully penetrating. Effects of multiple well interferences are accounted for in this model (Blandford and Huyakorn, 1990). The modeling activities performed in each of the modeling areas are addressed in the following sections.

4.5.1 Parameters Selected. Aquifer parameters used during the RESSQC modeling are presented in Table 4-1. The sources of the parameter input values are described in the following text.

The lithology of the principal aquifer is quite variable, and the significant water-bearing zones are located at varying depths. Based upon borehole geophysical logging performed at the site, the most permeable sections of the aquifer are the upper sections just beneath the confining layer. The logs also indicate that the aquifer becomes siltier and less permeable with depth.



* Note: Linear regression analysis performed using Least Squares Method. First regression lines extend to 10/27/92, when the percent run time of WW-12 was reduced. New regression lines begin 11/3/92.

**Figure 4-3. TCE Concentrations Measured Before and After Raw Water Aeration
(2nd Quarter 1992 - 4th Quarter 1993)**

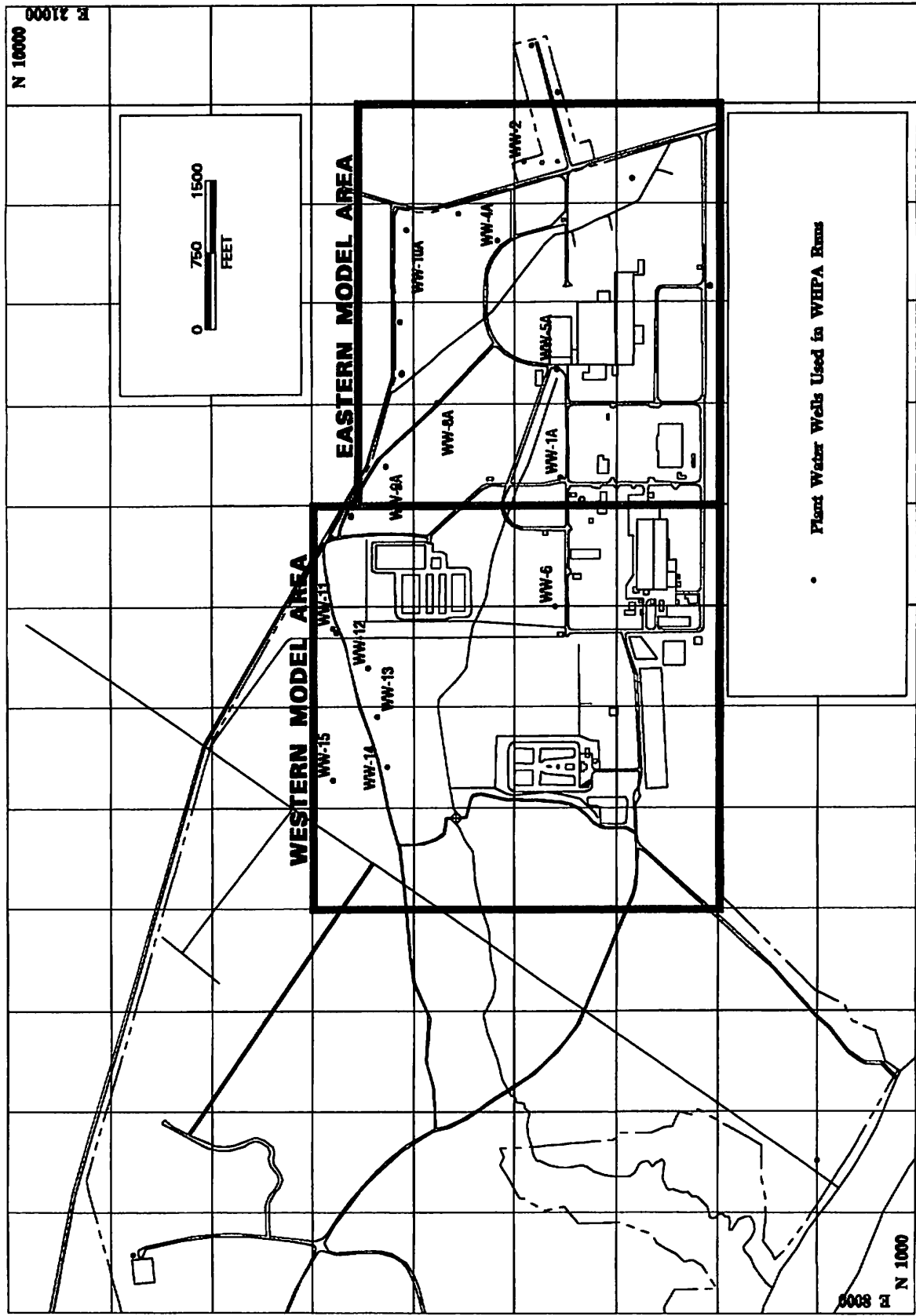


Figure 4-4. Locations of Western and Eastern WHPA Model Areas

Table 4-1. Parameters Used in Capture Zone Modeling

Parameters	Values Used	
	Western Area	Eastern Area
Transmissivity	795 ft/d	875 ft/d
Aquifer Thickness	70 ft	77 ft
Porosity	0.35	0.35
Hydraulic Gradient	0.007	0.003
Angle of Flow (counterclockwise from due east)	75° (north-northeast)	90° (north)

However, based on soil testing and geophysical logging performed on the site, the major water-bearing zones of the aquifer in the western and eastern areas are approximately 70 and 77 feet thick, respectively.

The transmissivity of the aquifer was determined by multiplying the thickness by the mean hydraulic conductivity of the principal aquifer as determined from numerous studies over a 20-year period. The mean hydraulic conductivity of the principal aquifer was determined to be 4.0E-3 cm/s (11.34 ft/d) as indicated in Figure 2-3. A porosity value typical of a silty sand (0.35) was entered in the model.

The prepumping hydraulic gradient and generalized flow directions were estimated by calculating the hydraulic gradient in the southern part of the model areas where the gradients have been least affected by pumping and are well defined by a series of monitoring wells. The gradients and flow directions used are presented in Table 4-1.

The model requires specification of pertinent pumping well information such as locations, radii, and pumping rates. The radii and typical pumping rates of the plant water wells are presented in Table 4-2. Although the pumping schedules may vary slightly, the pumping rates for these wells are limited depending on their yield and therefore remain relatively uniform. For the western area, a total of six production wells were included in the model runs. These wells correspond to the wells comprising the northern well field (WW-11, WW-12, WW-13, WW-14, WW-15). In addition, well WW-6 was included in the western model area.

Table 4-2. Well Parameters Used in Capture Zone Modeling

Western Area			Eastern Area		
Well No.	Radius (ft)	Typical Pumping Rate (gpm)	Well No.	Radius (ft)	Typical Pumping Rate (gpm)
WW-6	0.33	50	WW-1A	0.25	75
WW-11	0.33	70	WW-2 *	0.33	40
WW-12	0.25	70	WW-4A	0.25	70
WW-13	0.25	70	WW-5A	0.25	70
WW-14	0.25	50	WW-8A	0.25	45
WW-15	0.33	180	WW-9A	0.25	40
			WW-10A	0.25	50

* GE potable water well.

For the eastern model area, a total of seven wells were modeled. Even though plant potable water well WW-2 is not used a contaminant control well, it was included in the model area due to its proximity to the site and potential for modifying the groundwater flow direction in the eastern site area.

4.5.2 Pumping Scenarios. Several scenarios were modeled to determine the effects on the groundwater flow regime resulting from differential pumping schedules. The model runs for each model area were performed independent of each other. Scenarios for the western and eastern area modeling are described in the following sections.

Western Area. In the western area, five scenarios were modeled. The first scenario modeled included simultaneous, continual pumping of all of the wells in the western area. The second scenario did not include the pumping of WW-6. The third scenario modeled the pumping of all of the wells in the model area except for WW-13. The fourth scenario modeled the pumping of all of the wells in the model area except for WW-6 and WW-13. The fifth scenario modeled the pumping of wells WW-11, WW-14, and WW-15 to estimate the capture zone extent in the event

of failure of WW-12 and in operation of WW-6 and WW-13.

Based on the wellfield management reports, scenarios one, two and three are the most representative of the current conditions at the site, and reflect the closest adherence to the pumping scenario implemented for plume migration control.

Eastern Area. In the eastern area, four scenarios were modeled. The first scenario included simultaneous, continual pumping of all seven wells in the eastern model area. The second scenario modeled the pumping of all of the wells in the model area except WW-9A. The third scenario modeled the pumping of all of the wells in the model area except WW-10A. The fourth scenario modeled the operation of all of the plant wells in the model area except WW-9A and WW-10A.

Based on the wellfield management records, the fourth scenario is the most representative of the current conditions at the site and reflects the closest adherence to the pumping scenario implemented for plume migration control.

4.5.3 Results. Capture zones for the western and eastern site areas were modeled for five and ten years using the parameters described above.

Western Area. The results of the five scenarios modeled for the western model area are presented on Figures 4-5, 4-6, 4-7, 4-8, and 4-9. These figures suggest that pumping of the wells is effective at precluding northward migration of the western plume. Figures 4-5 and 4-6 indicate that WW-13 captures the highest concentrations of TCE. However, WW-12 has typically shown the highest indication of TCE to date in the western wellfield plant process water wells. This is apparently explained by the fact that well WW-13 is pumped an average of 45 percent of the time, whereas WW-12 is pumped nearly continuously. Figure 4-7 indicates the capture zone for the western wells exclusive of WW-13. According to this figure, WW-12 captures the highest concentrations in the western plume when WW-13 is not operating. Figures 4-5, 4-6, and 4-7

(most representative of actual pumping conditions) indicate that the western plume is being captured by the current pumping scenario of the western wellfield. However, it is apparent in Figures 4-8 and 4-9 that continued pumping of WW-12 and WW-13 is most important with respect to control of the western plume, particularly pumping of WW-12 (Figure 4-8).

The western model area simulations also suggest that pumping of plant process water well WW-6 would capture the contamination detected in the vicinity of FX-3B.

Eastern Area. The results of the four scenarios modeled for the eastern model area are presented on Figures 4-10, 4-11, 4-12, and 4-13. The highest concentrations detected in the eastern model area have been detected in the vicinity of wells WW-1A and WW-5A. Lower concentrations have been detected in the vicinity of WW-4A. Each of the scenarios suggests that sustained pumping of these wells will capture contaminants located at and upgradient of those wells. The scenarios also suggest that the wells north of wells WW-1A, WW-5A, and WW-4A (WW-9A, WW-8A, and WW-10A, respectively) would capture the majority of contaminants interpreted to be present beyond the capture zones of wells WW-1A, WW-5A, and WW-4A.

Although pumping of the wells apparently captures the highest areas of contamination in the eastern site area, the scenarios also indicate that the pumping scenarios presented would not capture what is interpreted to be the entire extent of contamination in the eastern model area. Additional assessment further detailing the extent of contamination in the eastern site area would be needed to determine if the wells in the eastern area are capturing a significant percentage of the groundwater contamination present in the area. It is also important to note that the pumping of potable water supply well WW-2 is not interpreted to draw contaminants from the eastern TCE plume beneath Highway 117.

4.5.4 Sensitivity Analysis. Since the model required numerous assumptions of hydrogeologic parameters, a sensitivity analysis was performed to determine if over- or underestimations of these parameters may have resulted in erroneous conclusions. For example, the ten-year modeling runs for the eastern and western model areas were repeated after independently modifying each of the required parameters by plus 25, 50, and 100 percent, and minus 25, 50, and 75 percent. The values used and the results of the sensitivity evaluations are

described in Appendix C, and indicate that over or underestimations of selected parameters within the ranges selected should not alter the conclusions of the modeling efforts.

5.0 Comparative Risk Analysis

A comparative risk analysis was developed to rank the contaminated areas at the GE site with respect to the relative risks to identified potential receptors. This analysis is intended only to be a prioritization tool to determine the relative order in which the contaminated areas on the site should be assessed and/or remediated, based on chemicals encountered and their occurrences. This information, along with other criteria, was used to determine the relative order (priority) in which additional assessment and/or remediation activities should be performed. It should be noted that this is not a comprehensive risk assessment intended to compare the contaminated areas identified at the GE site to other contaminated areas and sites in North Carolina or the United States. Unlike a full-scale risk assessment, this analysis is not intended to quantify the potential for health problems of potential receptors.

5.1 Contaminated Areas

The extent of contamination known to date is addressed in Section 3. Based on the assessment or sampling activities conducted at the site, a total of eight discrete areas of contamination have been defined for the site. Only some of the areas of contamination described below are considered to be source areas (area A and near area D); instead they reflect individual occurrences of contamination as indicated by samples obtained from plant wells, monitoring wells, and/or porewater samples. The locations of these contaminated areas are shown in Figure 5-1. Brief descriptions of the areas of contamination are as follows:

- A Former interim storage area for solvents used at the site
- B Western plume located near well CW-6 and boring WSA-1
- C Eastern subplume in the vicinity of well WW-1A and well OB-2
- D Eastern subplume in the vicinity of well WW-5A and boring ESA-2
- E Eastern TCE subplume at well WW-4A
- F Area of naphthalene/benzene contamination at monitoring well FX-3B
- G Remote area at well OB-5
- H Remote area at well OB-6.

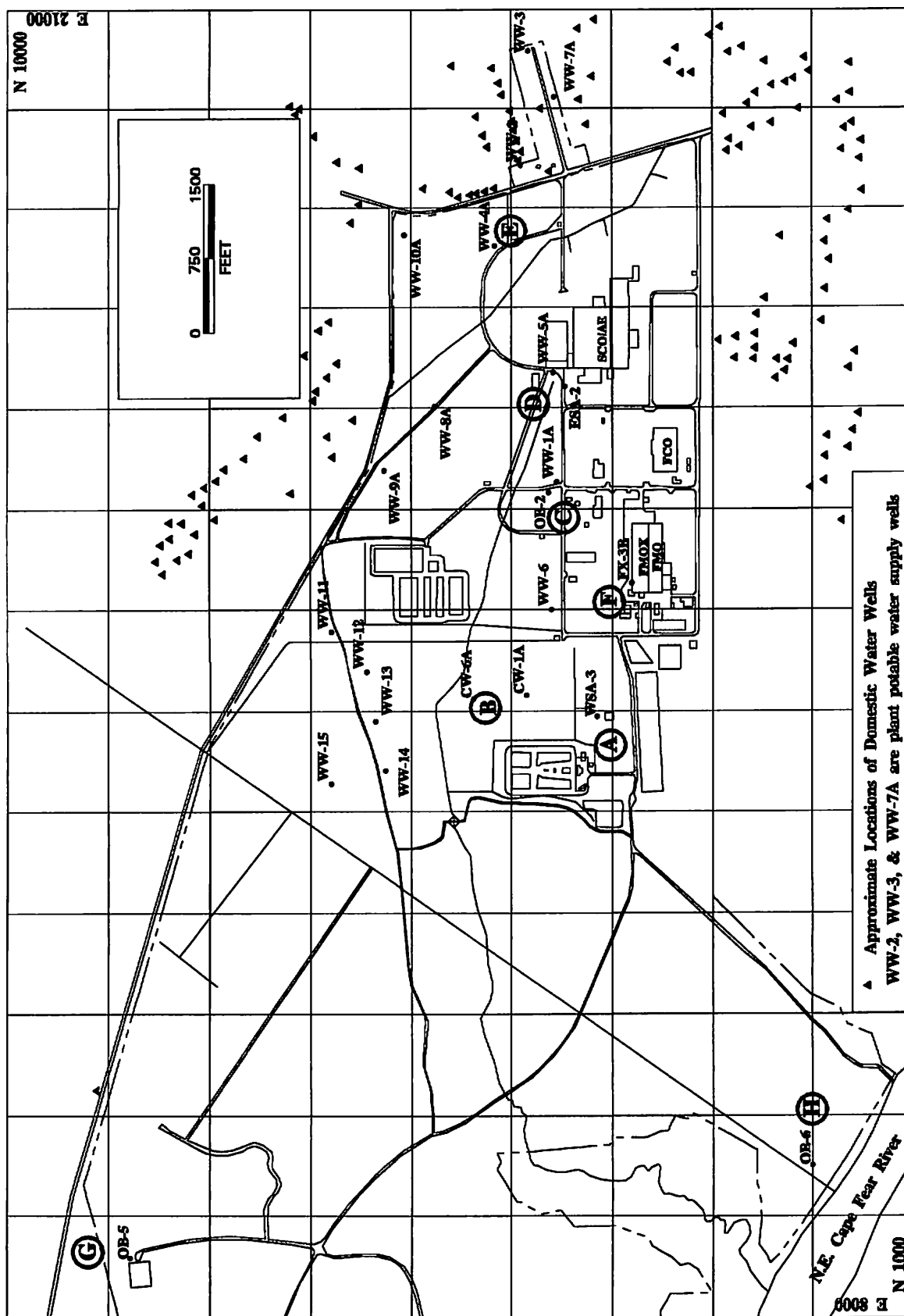


Figure 5-1. Locations of Groundwater Contamination by Organic Compounds

The compounds and their maximum concentrations measured at each contaminated area over the last 12 months are listed in Table 5-1. This summary includes the results of the most recent (January 1994) comprehensive sampling. Seven organic compounds have been detected at concentrations greater than applicable State groundwater standards or health-based levels.

5.2 Worksheet Development and Methodology

Four worksheets were developed to assess the risk posed by each of the eight identified contaminated areas. These worksheets provide a means of identifying and comparing the following risk attributes for each area:

- Potential receptors of the contaminant(s)
- Degree of contamination and associated level of toxicity
- Transport properties (mobility and persistence).

A summary worksheet (described in Section 5.2.4) indicates the relative risk associated with each of the contaminated areas.

5.2.1 Potential Receptor Ranking Worksheet. The *Potential Receptor Ranking Worksheet* provides a basis for comparing the risk to potential receptors resulting from possible exposure to organic constituents originating at each of the contaminated areas. The heading used to develop the worksheet is presented below:

Contaminated Area Description	Offsite Potable Water Wells Downgradient?	Distance to Offsite Potable Wells*	Distance to Property Boundary*	Relative Ranking¹
--	--	---	---	---

* For areas A-F, distances were measured from offsite potable water well location to nearest impacted data point (well) along a north-south direction. For areas G and H, the shortest distance from the impacted well and the property boundary was measured.

¹ The highest ranking, indicating the highest risk, is attributed to the contaminated area closest to downgradient potable water wells. The lowest risk is posed by those contaminated areas not located upgradient of offsite potable water wells.

Table 5-1. Maximum Concentrations Detected at Contaminated Areas over Previous 12 Months

Contaminated Area	Contaminant	Concentration (ppb)	Well or Boring ID	Sample Date
Area A (former storage area)	TCE	446	WSA-3	3/93
	cis-1,2-DCE	1,006	WSA-3	3/93
	1,1-DCE	201	WSA-3	3/93
Area B (western plume at CW-6 and WSA-1)	TCE	2,460	WSA-1	3/93
	cis-1,2-DCE	155	WSA-1	3/93
	1,1-DCE	65.1	WSA-1	3/93
	Vinyl Chloride	0.56	WW-13	12/93
Area C (eastern subplume at WW-1A and OB-2)	TCE	62.4	OB-1	1/94
	Benzene	2.09	OB-1	1/94
	PCE	2.13	OB-1	1/94
	Naphthalene	46.8	WW-1A	12/93
Area D (eastern subplume at WW-5A and ESA-2)	TCE	47	ESA-2	3/93
Area E (eastern subplume at WW-4A)	TCE	5.29	WW-4A	1/94
Area F (vicinity of FX-3B)	Naphthalene	4,700	FX-3B	1/94
	Benzene	17.7	FX-3B	1/94
Area G (remote area at OB-5)	cis-1,2-DCE	761	OB-5	12/93
Area H (remote area at OB-6)	TCE	112	OB-6	3/93
	cis-1,2-DCE	106	OB-6	3/93

DCE = Dichloroethylene

PCE = Tetrachloroethylene

TCE = Trichloroethylene

The relative significance of nearby potential receptors was considered in the development of the worksheet and each of the potential receptors was considered in terms of the potential for direct versus indirect human exposure.

The risk to each receptor is evaluated for each contaminated area by determining whether a pathway for the organic constituents exists from the contaminated area to the potential receptor. If a pathway exists, the distance between the receptor location and the nearest point (i.e., well) characterized by organic chemical concentrations exceeding State or Federal standards was measured and recorded on the worksheet for each of the contaminated areas. If a potential receptor was not identified for a contaminated area, the plant property line was considered to be the receptor distance. By default, the lowest risk ranking was assigned to those contaminated areas for which human receptors were not identified, and these areas were ranked according to their distance to the plant property line. The potential pathways considered in this evaluation include groundwater, surface water, and soils. Receptors via these pathways are discussed in the following sections.

Potable Water Wells. Emphasis was placed on groundwater ingested from potable water wells. Potable water wells for the General Electric site (wells WW-2, WW-3, and WW-7A) are not located on the main plant site and are not downgradient from the contaminated areas. These wells have not indicated presence of the contaminants identified on the main site area. Therefore, risk to plant potable water wells was considered to be negligible.

The distance from each contaminated area to the nearest known offsite potable water well was used to evaluate the relative risk between contaminated areas. Highest relative risk was assigned to the contaminated areas with the smallest distance to a potential receptor. Distances were measured from the offsite potable water well to the nearest monitoring point (well) characterized by contamination above applicable groundwater standards. For areas A through F, this distance was measured along a direct north-south line to approximate the groundwater flow direction in the event that plume control pumping was stopped, ceasing capture of the contaminant plume(s). Potable water well receptors were not identified for areas G and H, therefore the shortest distance to the plant property boundary was selected.

Other Water Wells. Handling of groundwater from onsite, nonpotable (plant) water wells is

sometimes required by plant personnel. Therefore, potential risks resulting from dermal contact with or aspiration of contaminated water were evaluated. Plant water is used exclusively for manufacturing operations and is aerated prior to use. The time-weighted exposure (TWE) limit for TCE is 50 ppm. The typical concentrations of TCE in plant process water prior to and subsequent to aeration treatment are presented in Figure 4-3. As shown, the concentrations are significantly less than exposure limits and have little potential for adverse exposures. Therefore, the risk posed by exposure to onsite water wells was considered to be negligible.

Surface Water. Two of the contaminated areas (areas A and H) present the most acute potential to impact surface water. The potential for indirect exposure from surface water was evaluated by estimating the dilution-attenuation factor (DAF) for selected organic constituents as they migrate toward a surface waterbody. The DAF is the factor by which the concentration is expected to decrease between the contaminant source and the point immediately prior to discharge to the surface waterbody, and was calculated using the Multimedia Exposure Assessment Model, Version 1.01 (U.S. EPA, 1991). The results were used to estimate the concentration of an organic constituent discharging with groundwater into a surface waterbody. Conservative estimates were made for parameters that have not been defined for the site. Therefore, the selected scenario provides the most conservative estimate of the appropriate risks to the surface waterbody.

The assumptions and results of the modeling effort are presented in Appendix C. The estimated concentration of organic constituents discharging to surface water is significantly less than the most stringent water quality standards for fresh water, as defined by the North Carolina Administrative Code (15A NCAC 2B .0200, *Classifications and Water Quality Standards Applicable to Surface Water of North Carolina*). Since the potential for human exposure from surface water is considered to be negligible, surface water is not considered a potential receptor on the worksheet.

Soils. Potential exposure resulting from soil contact is also omitted from the worksheet. Soil contamination has not been documented at the site, and, until recently, contamination of the surficial aquifer had not been observed. Contamination in the surficial aquifer was confirmed

during the source-area assessment activities in the vicinity of contaminated area A (RTI, 1993). Because organic compounds are present in the surficial aquifer, it is believed that soil contamination also exists in area A. However, the original source of contamination was removed more than 20 years ago. Furthermore, the area is located in a remote section of the site and is vegetated. Hence, the potential for direct exposure from soils is considered to be negligible.

5.2.2 Contaminant Concentration/Toxicity Ranking Worksheet. The *Contaminant Concentration/Toxicity Ranking Worksheet* indicates the organic constituents that exceed limits set by the North Carolina Department of Environmental Management, Groundwater Section (Administrative Code, Subchapter 2L, Section 0202, *Groundwater Quality Standards*, T15A: 02L.0202), and the associated magnitude of that exceedence. The heading used to develop the worksheet is as follows:

Area	Contaminant of Interest and Groundwater Standard or MCL (in µg/L)						Total	Relative Ranking	
	TCE 2.8 ^a	cis-1,2-DCE 70 ^a	1,1-DCE 7 ^a	Vinyl Chloride 0.015 ^a	PCE 0.7 ^a	Benzene 1 ^a			Naphthalene 1000 ^b
	Exceedance Ratio (Maximum Concentration ÷ Groundwater Standard)								

^a Class GA Groundwater Standard (µg/L), North Carolina Administrative Code (T15A:02L.0202 (g)).

^b Health Advisory (µg/L), U.S. Environmental Protection Agency, Office of Drinking Water, May 1993.

The magnitude of exceedence is determined by comparing the highest concentration of each organic constituent (measured during the previous 12 months, Table 5-1) detected at each contaminated area to the Class GA Groundwater Standards (T15A: 02L.0202 (g)). The organic constituents detected above groundwater standards during 1993 are TCE, cis-1,2-DCE, 1,1-DCE, PCE, vinyl chloride, benzene, and naphthalene. Each of these constituents is included on the worksheet. Constituents not included on the worksheet were not detected in the monitored wells at concentrations above groundwater standards prior to or during 1993.

The maximum concentration, in micrograms/liter ($\mu\text{g/L}$), detected during 1993 for each constituent is presented in Table 5-1. This maximum concentration is divided by the Class GA Groundwater Standard for that constituent to obtain an exceedence ratio. For the one constituent for which a Class GA Groundwater Standard was not available (naphthalene), a standard was established based on U.S. EPA (1993). Using this procedure, a health advisory standard of 1,000 $\mu\text{g/L}$ was established for naphthalene.

Dividing the maximum concentration by the appropriate standard provides an indication of the magnitude of the exceedence. The *overall* magnitude of exceedence is established for a given contaminated area by adding the individual exceedences for that area. This is appropriate given that when the risks associated with two or more carcinogens in combination are considered additive and the toxic effects associated with noncarcinogens are also considered additive (T15A: 02L.0202 (b)(2)). Although carcinogenic and noncarcinogenic compounds are generally treated separately when evaluating specific cancer risks and specific thresholds of potential toxicity, this level of detail is not necessary for purposes of this risk analysis, and the two categories are combined here to indicate overall risk and/or toxicity. Overall risk/toxicity provides an indication of the quality of water, which if ingested into the human body may cause death, disease, behavior abnormalities, congenital defects, genetic mutations, and/or result in an incremental lifetime cancer risk in excess of 1×10^{-6} (T15A: 02L.0102 (24)).

Thus, the total exceedence for each contaminated area provides an indication of the relative risk/potential toxicity of each contaminated area. The potential risk associated with each contaminated area is then ranked relative to the other areas. The contaminated area receiving the greatest relative ranking is considered the greatest potential risk.

5.2.3 Transport Ranking Worksheet. The *Transport Ranking Worksheet* is based on an evaluation of the persistence and relative mobility of each of the organic constituents exceeding State or Federal standards for each of the contaminated areas. The heading used to develop the worksheet is as follows:

Contaminated Area Description	Organic Compound	Half Life (years) ^a	Persistence ^b	Mobility (ft/d) ^c	Multiplier ^d	Transport Rank
----------------------------------	---------------------	-----------------------------------	--------------------------	---------------------------------	-------------------------	-------------------

^a The half-life is estimated by Howard et al. (1991) based on degradation rates in groundwater.

^b The persistence is assigned a numeric value corresponding to low, medium, or high. The numeric value is assigned as follows: 1 = <1 year; 2 = 1 to 5 years; 3 = >5 years.

^c Mobility represents the velocity of solute. It is both aquifer- and chemical-specific. See Table 5-2.

^d The multiplier is calculated by multiplying the persistence by the mobility and adding the values for each contaminated area.

The persistence of an organic compound is based on the half-life of that compound. Half-lives were estimated by Howard et al. (1991) using chemical-specific degradation rates in groundwater. The half-life is presented, in years, for each of the organic constituents detected at each of the contaminated areas (Table 5-2). A numeric value, ranging from one to three, is assigned to represent the persistence. A persistence ranking of one corresponds to a half-life of less than one year; a ranking of two corresponds to a half-life greater than one year and less than five years; a ranking of three corresponds to a half-life greater than five years. This ranking system was devised based on the distribution of half-lives for the organic constituents of interest (Table 5-2).

The mobility is based on the velocity of the solute front in relation to the groundwater velocity. This is determined by dividing the groundwater velocity (v), determined for each individual contaminated area, by the retardation factor (R) calculated for each individual organic compound (Table 5-2). Groundwater velocity was calculated using Darcy's Law:

$$v = \frac{Ki}{n_e}$$

where K = hydraulic conductivity of the aquifer (site mean of 11.34 ft/d derived from Figure 2-3)

i = hydraulic gradient (area specific)

n_e = effective porosity (0.35).

Table 5-2. Site- and Aquifer-Specific Transport Attributes Used in Comparative Risk Analysis

Estimated Groundwater Velocity (ft/d) *													
Compound	Half-Life *		Mobility		Retardation Factor (R) ^d	Estimated Solute Velocity (ft/d) *							
	Low (days)	High (years)	K _{oc} (L/kg) ^b	K _d (L/kg) ^c		Area A	Area B	Area C	Area D	Area E	Area F	Area G	Area H
TCE	321	4.53	87	0.087	1.37	0.08	0.16	0.11	0.11	0.11			0.16
cis-1,2-DCE	56	7.88	16	0.016	1.07	0.10	0.21				0.19	0.21	
1,1-DCE	56	0.36	65	0.065	1.28	0.09	0.17		0.12				0.17
PCE	360	1.97	264	0.264	2.13		0.12	0.07					
Benzene	10	1.97	50	0.05	1.21				0.12		0.18		
Naphthalene	1	0.71	792	0.792	4.39						0.05		
Vinyl Chloride	56	7.88	56	0.056	1.24		0.18						

* Half-life is estimated by Howard et al. (1991) based on chemical-specific degradation rates in groundwater.

^b K_{oc} values represent the geometric mean of laboratory-measured values reported in the literature. The K_{oc} value for cis-1,2-dichloroethylene was not available, and the value calculated for trans-1,2-dichloroethylene was used based on the equation $K_{oc} = 0.88K_{ow} - 0.114$.

^c K_d values were calculated using the equation $K_d = K_{oc}f_{oc}$, where f_{oc} is mass fraction of organic carbon in the soils. An f_{oc} value of 0.001 was used in the calculations.

^d Retardation was calculated using the equation $R = 1 + (B_d/\theta)K_d$, where B_d is the aquifer bulk density (1.5 kg/L) and θ is the aquifer porosity (0.35).

^e Groundwater velocities (v_{gw}) were calculated using the equation $v_{gw} = Ki/n_e$, where K = hydraulic conductivity (11.34 ft/d), i = hydraulic gradient (area specific), and n_e = aquifer porosity (0.35). Solute velocities for specific incident areas were calculated using the equation $v_s = v_{gw}/R$, where v_{gw} is the average linear groundwater velocity. Because the pathway for potential exposure to contaminants associated with incident area A is via the principal aquifer through the semiconfining layer, the solute velocity used is an average for vertical flow through the semiconfining layer and horizontal flow through the principal aquifer.

Estimated prepumping hydraulic gradients were used to calculate velocities in areas C, D, and E in order to assume worst-case conditions, such as the stoppage of plume control pumping. Measured gradients were used for areas B, F, and G. For contaminated area A, the average of the estimated groundwater velocity through the semiconfining layer (0.002 ft/d) and the groundwater velocity in the principal aquifer (0.22 ft/d) were used.

The retardation factor is calculated according to:

$$R=1+(\frac{B_d}{\theta})K_d$$

where B_d = bulk density of the aquifer (estimated to be 1.5 kg/L),
 θ = aquifer porosity (assumed to be 0.35), and
 K_d = the distribution coefficient (L/kg).

The bulk density and porosity are aquifer-specific parameters that have been estimated or assumed on the basis of lithology, and the distribution coefficient (K_d) is a chemical-specific parameter. The K_d is calculated using the following relation:

$$K_d = K_{oc}f_{oc}$$

where K_{oc} = partitioning coefficient with respect to organic carbon (L/kg),
 f_{oc} = mass fraction of organic carbon in the aquifer (dimensionless).

The partitioning coefficients with respect to organic carbon (K_{oc}), presented in Table 5-2, represent the geometric mean of laboratory-measured values reported in the literature. The K_{oc} value for cis-1,2-DCE was not available in the literature, and the value calculated for trans-1,2-DCE was used. The K_{oc} for trans-1,2-DCE was calculated using the equation $K_{oc} = 0.88K_{ow} - 0.114$, where K_{ow} was equal to 18.31 L/kg.

To compare the risks associated with the potential transport of organic constituents from contaminated areas to potential receptors, the persistence rating is multiplied by the solute mobility for each of the constituents and added. A transport rank is assigned to the multiplier by assuming that the highest multipliers represent the area characterized by the greatest persistence and mobility, and hence, the greatest potential risk.

5.2.4 Summary Worksheet. The comparative rankings determined for each contaminated area for the *Potential Receptor Ranking Worksheet*, the *Contaminant Concentration/Toxicity Ranking Worksheet*, and the *Transport Ranking Worksheet* are totaled on the summary ranking worksheet. The values are added together to obtain an overall ranking. The contaminated area with the highest sum total would, based on the methodology developed herein, represents the greatest site risk. In the event of a tie between contaminated areas, professional judgment is used to break the tie. The heading used to develop the worksheet is as follows:

Contaminated Area Description	Receptor Ranking	Concentration and Toxicity Ranking	Transport Ranking	Total	Risk Ranking*
----------------------------------	---------------------	--	----------------------	-------	------------------

* The risk ranking is based on the sum of the three ranking categories. The highest number indicates the highest relative risk. In the event of a tie, professional judgment is used to determine the final order of assessment remediation.

The sum total was used to determine a recommended priority of assessment and remediation. The recommended priority (based solely on the comparative risk analysis) is also presented on this sheet.

5.3 Results/Discussion

The results of the comparative risk analysis are described below. The discussion is specific to the organic constituents detected at each of the eight contaminated areas identified as A through H in Figure 5-1.

5.3.1 Receptor Ranking. A completed *Receptor Ranking Worksheet* is presented as Table 5-3. The receptor rankings for each of the contaminated areas (from high to low risk) are: D, E, B, C, F, A, G, and H. Contaminated areas B through H are characterized by organic contaminants impacting the principal aquifer, and the only complete pathway for organic contaminant migration to potential receptors is via groundwater flow in the principal aquifer.

Table 5-3. Results of Receptor Ranking

Contaminated Area Description	Offsite Potable Water Wells Downgradient?	Distance to Offsite Potable Wells*	Distance to Property Boundary*	Relative Ranking ¹
Area A. (former storage area)	Yes	3950 feet	3950 feet	3
Area B. (western plume at CW-6 and WSA-1)	Yes	1575 feet	1125 feet	6
Area C. (eastern subplume at WW-1A and OB-2)	Yes	2000 feet	2000 feet	5
Area D. (eastern subplume at WW-5A and ESA-2)	Yes	835 feet	500 feet	8
Area E. (eastern subplume at WW-4A)	Yes	1400 feet	1035 feet	7
Area F. (vicinity of FX-3B)	Yes	3375 feet	3300 feet	4
Area G. (remote area at OB-5)	No	-	250 feet	2
Area H. (remote area at OB-6)	No	-	340 feet	1

* For areas A-F, distances were measured from offsite potable water well location to nearest impacted data point (well) along a north-south direction. For areas G and H, the shortest distance from the impacted well and the property boundary was measured.

¹ The highest ranking, indicating the highest risk, is attributed to the contaminated area closest to downgradient potable water wells. The lowest risk is posed by those contaminated areas not located upgradient of offsite potable water wells.

Offsite potable wells were identified as potential receptors for contaminated areas B through F. The plant property boundary was used as a default potential receptor for contaminated areas G and H.

Contaminated area A is characterized by organic contaminants impacting the surficial aquifer, and two possible pathways for contaminant migration to potential receptors were identified. The most likely pathway for contaminant migration is via groundwater discharge to the site effluent channel; however, it was demonstrated that TCE concentrations discharging to surface water are negligible and therefore surface water was excluded from consideration. The second pathway is via downward vertical leakage from the surficial aquifer to the principal aquifer, with migration to offsite potable wells via groundwater flow in the principal aquifer. It is this second pathway that is considered on the worksheet for contaminated area A.

5.3.2 Contaminant Concentration/Toxicity Ranking. A completed *Contaminant Concentration/Toxicity Ranking Worksheet* is presented as Table 5-4. The concentration/toxicity rankings for each of the contaminated areas (from high to low risk) are: B, A, H, C, F, D, G, and E. Areas A and B indicated the highest ranking for contaminant concentration and toxicity. This assignment was based on the findings of the source-area testing activities conducted during March and April of 1993. The remainder of the values were based on analytical data obtained from monitoring wells in the contaminated area.

5.3.3 Transport Ranking. A completed *Transport Ranking Worksheet* is presented as Table 5-5. The transport rankings for each of the contaminated areas (from high to low risk) are: B, H, C, D, F, A, E, and G.

5.3.4 Summary Ranking. The summary of total relative rankings for each of the contaminated areas is presented on the completed *Summary Ranking Worksheet* (Table 5-6). This worksheet indicates that the risk ranking for each of the contaminated areas (from high to low risk) are: B, C/D (tie), H, A, E/F (tie), and G.

Table 5-4. Results of Contaminant Concentration/Toxicity Ranking

Area of Contamination	Contaminant of Concern and Groundwater Standard or MCL (in µg/L)							Total	Relative Ranking
	TCE 2.8 ^a	cis-1,2-DCE 70 ^a	1,1-DCE 7 ^a	Vinyl Chloride 0.015 ^a	PCE 0.7 ^a	Benzene 1 ^a	Naphthalene 1000 ^b		
	Exceedance Ratio (Maximum Concentration/Groundwater Standard)								
A. Former Storage Area (surficial)	159.3	14.4	28.7	-	-	-	-	202.4	7
B. Western Plume at CW-6 and WSA-1	878.6	2.2	9.3	37.3	-	-	-	927.4	8
C. Eastern subplume at WW-1A and OB-2	22.3	-	-	-	3	2.1	-	27.4	5
D. Eastern subplume at WW-5A and ESA-2	16.8	-	-	-	-	-	-	16.8	3
E. Eastern subplume at WW-4A	1.9	-	-	-	-	-	-	1.9	1
F. Vicinity of FX-3B	-	-	-	-	-	17.7	4.7	22.4	4
G. Remote Area at OB-5	-	10.9	-	-	-	-	-	10.9	2
H. Remote area at OB-6	40	1.5	-	-	-	-	-	41.5	6

^a Class GA Groundwater Standard (µg/L), North Carolina Administrative Code (T15A:02L.0202 (g)).

^b Health Advisory (µg/L), U.S. Environmental Protection Agency, Office of Drinking Water, May 1993.

Table 5-5. Results of Transport Ranking

Incident Description	Organic Compound	Half Life (years) ^a	Persistence ^b	Mobility (ft/day) ^c	Multiplier ^d	Transport Rank
Area A	TCE	4.5	2	0.008	0.39	3
	cis-1,2-DCE	7.9	1	0.10		
	1,1-DCE	0.4	3	0.09		
Area B	TCE	4.5	2	0.16	1.78	8
	cis-1,2-DCE	7.9	1	0.21		
	1,1-DCE	0.4	3	0.17		
	PCE	2	2	0.10		
	Vinyl Chloride	7.9	3	0.18		
Area C	TCE	4.5	2	0.11	0.60	6
	PCE	2	2	0.07		
	Benzene	2	2	0.12		
Area D	TCE	4.5	2	0.11	0.58	5
	1,1-DCE	0.4	3	0.12		
Area E	TCE	4.5	2	0.11	0.22	2
Area F	Benzene	2	2	0.18	0.51	4
	Naphthalene	0.7	3	0.05		
Area G	cis-1,2-DCE	7.9	1	0.18	0.18	1
Area H	TCE	4.5	2	0.16	1.04	7
	cis-1,2-DCE	7.9	1	0.21		
	1,1-DCE	0.4	3	0.17		

^a The half-life is estimated by Howard et al. (1991) based on degradation rates in groundwater.

^b The persistence is assigned a numeric value corresponding to low, medium, or high. The numeric value is assigned as follows: 1 = <1 year; 2 = 1 to 5 years; 3 = >5 years.

^c Mobility represents the velocity of solute. It is both aquifer- and chemical-specific. See Table 5-2.

^d The multiplier is calculated by multiplying the persistence by the mobility and adding the values for each contaminated area.

Table 5-6. Summary Results of Comparative Risk Analysis

Contaminated Area Description	Receptor Ranking	Concentration and Toxicity Ranking	Transport Ranking	Total	Risk Ranking*
Area A. (former storage area)	3	7	3	13	5
Area B. (western plume at CW-6 and WSA-1)	6	8	8	22	8
Area C. (eastern subplume at WW-1A and OB-2)	5	5	6	16	7
Area D. (eastern subplume at WW-5A and ESA-2)	8	3	5	16	7
Area E. (eastern subplume at WW-4A)	7	1	2	10	4
Area F. (vicinity of FX-3B)	4	4	4	12	4
Area G. (remote area at OB-5)	2	2	1	5	3
Area H. (remote area at OB-6)	1	6	7	14	6

* The risk ranking is based on the sum of the three ranking categories. The highest number indicates the highest relative risk. In the event of a tie, professional judgment is used to determine the final order of assessment remediation.

5.4 Recommended Priority of Additional Assessment

The comparative risk analysis was a nonbiased tool for determining the order in which of the areas should be addressed. This assessment was based on health-based, chemical-specific, and aquifer-specific factors. Using the comparative risk analysis as the sole prioritization method, the order in which additional assessment and remediation activities should be performed on the site is B, C and/or D, H, A, E and/or F, and G (Table 5-6). However, other considerations should be addressed as well. Since there were ties between some of the contaminated areas, some professional judgment is required to determine the recommended priority of additional assessment. The schedule of additional assessment/remediation activities and the scope of these activities are described in later sections.

Contaminated area B poses the highest risks compared to the other contaminated areas on the site. It is evident that this should be the first area to be addressed and remediated.

A tie in the comparative risk assessment exists between areas C and D. Area D should be addressed initially because of its proximity to potential human receptors. Area C should therefore be addressed sometime after area D.

Contaminated area G, located in a remote area of the site in the vicinity of well OB-5, is a relatively short distance (250 ft) from the property boundary and is in an area that could be developed for future offsite water supply. Although potential human receptors have not been identified for this area, it has not been characterized to date, and the possibility for offsite contaminant migration is elevated in this area. In light of this information, it is recommended that the priority of assessment in this area be moved up to follow assessment and remediation of Area D.

Contaminated areas A and H were also close in the risk analysis. Due to the remote location of area H adjacent to the Northeast Cape Fear River, it is recommended that it be addressed after area A.

Contaminated areas E and F were tied in the risk analysis. Area E is recommended for consideration over area F because of its proximity to potential human receptors.

In summary, the recommended priority of additional assessment/remediation activities is presented as follows:

1. Area B (western plume at CW-6 and WSA-1)
2. Area D (eastern subplume at WW-5A)
3. Area G (remote area at OB-5)
4. Area C (eastern subplume at WW-1A and OB-2)
5. Area A (former storage area)
6. Area H (remote area at OB-6)
7. Area E (eastern subplume at WW-4A)
8. Area F (eastern subplume at FX-3B)

6.0 Proposed Additional Assessment Activities

Additional assessment activities will be conducted at the contaminated areas of the site following a planned prioritization approach, as described in Section 5. This section describes those proposed additional assessment activities scheduled to commence in 1994 for the three highest-priority contaminated areas. These areas are referred to in Section 5 as areas B, D, and G. Proposed remedial activities are described in Section 7 and a schedule for the assessment/remedial activities is presented in Section 8. Assessment and remedial activities for the lower-priority contaminated areas will be addressed in later revisions to this CAP.

6.1 Multi-Depth Porewater Sampling

Use of the BAT porewater sampling system (named after its inventor, Bengt Arne Torstensson) is proposed in each of the higher-priority contaminated areas to better define the extent of contaminant plumes and determine optimum locations for monitoring and/or recovery wells. The BAT system is push-drive porewater sampling system capable of collecting discrete porewater samples at multiple intervals. The advantages and limitations of the BAT porewater sampling system are described below; details on its operation are presented in RTI (1993).

Use of the BAT porewater sampling system allows for a quick characterization of the vertical/horizontal extent of contamination and prevents the placement of unnecessary and/or misplaced monitoring wells and recovery wells. For example, in areas where porewater analyses indicate that contamination exists, the BAT sampling system will define the optimum screened interval for the well. The BAT system is also compatible with soil sampling and geophysical logging. One of the main limitations of the system is that temporal changes in the groundwater chemistry cannot be measured.

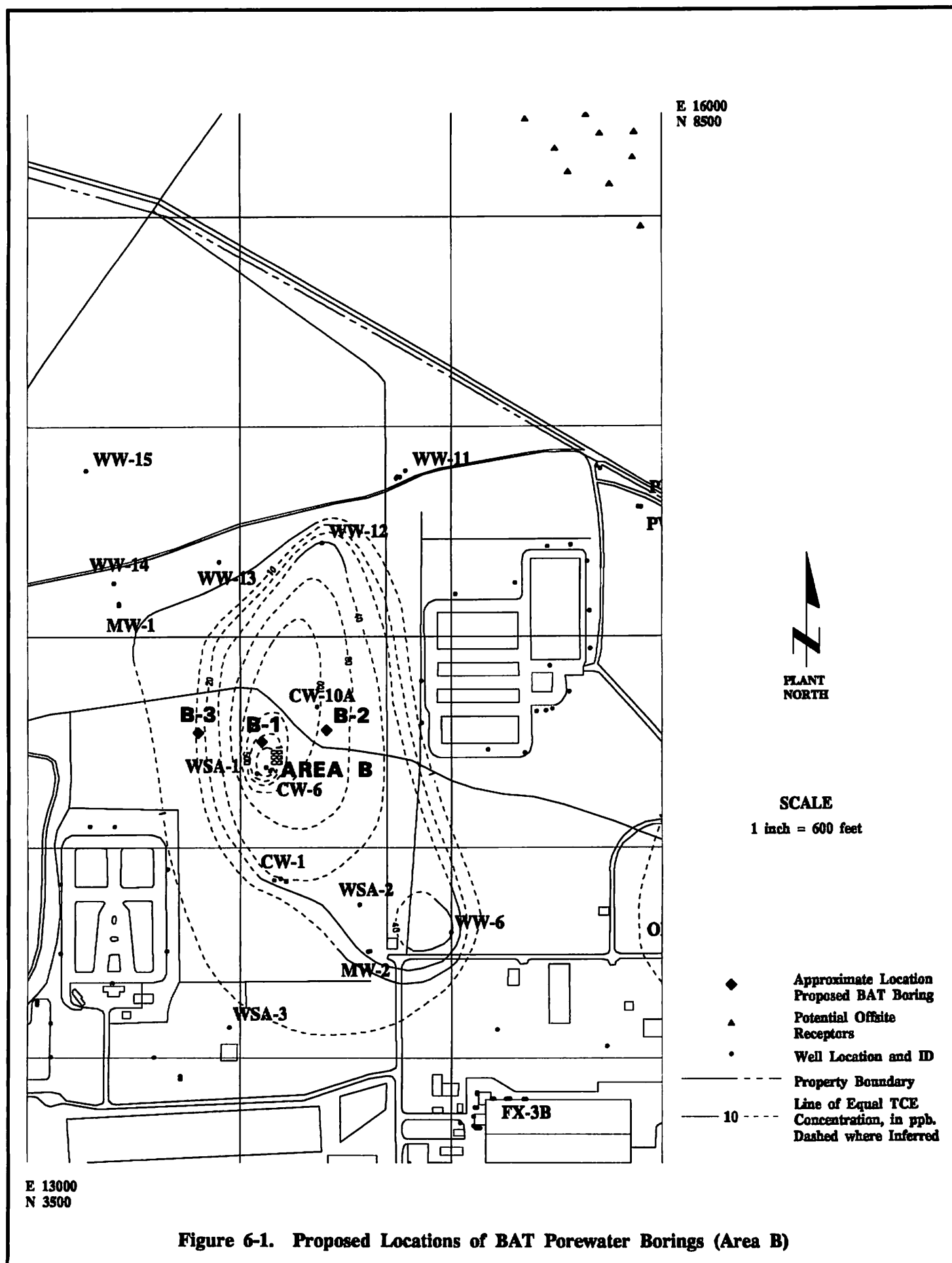
The proposed number and placement of the BAT borings for each of the contaminated areas are described in the following sections.

6.1.1 Area B (western plume at CW-6 and WSA-1). A total of three BAT borings are initially proposed in area B to further define the contamination in this area and define the

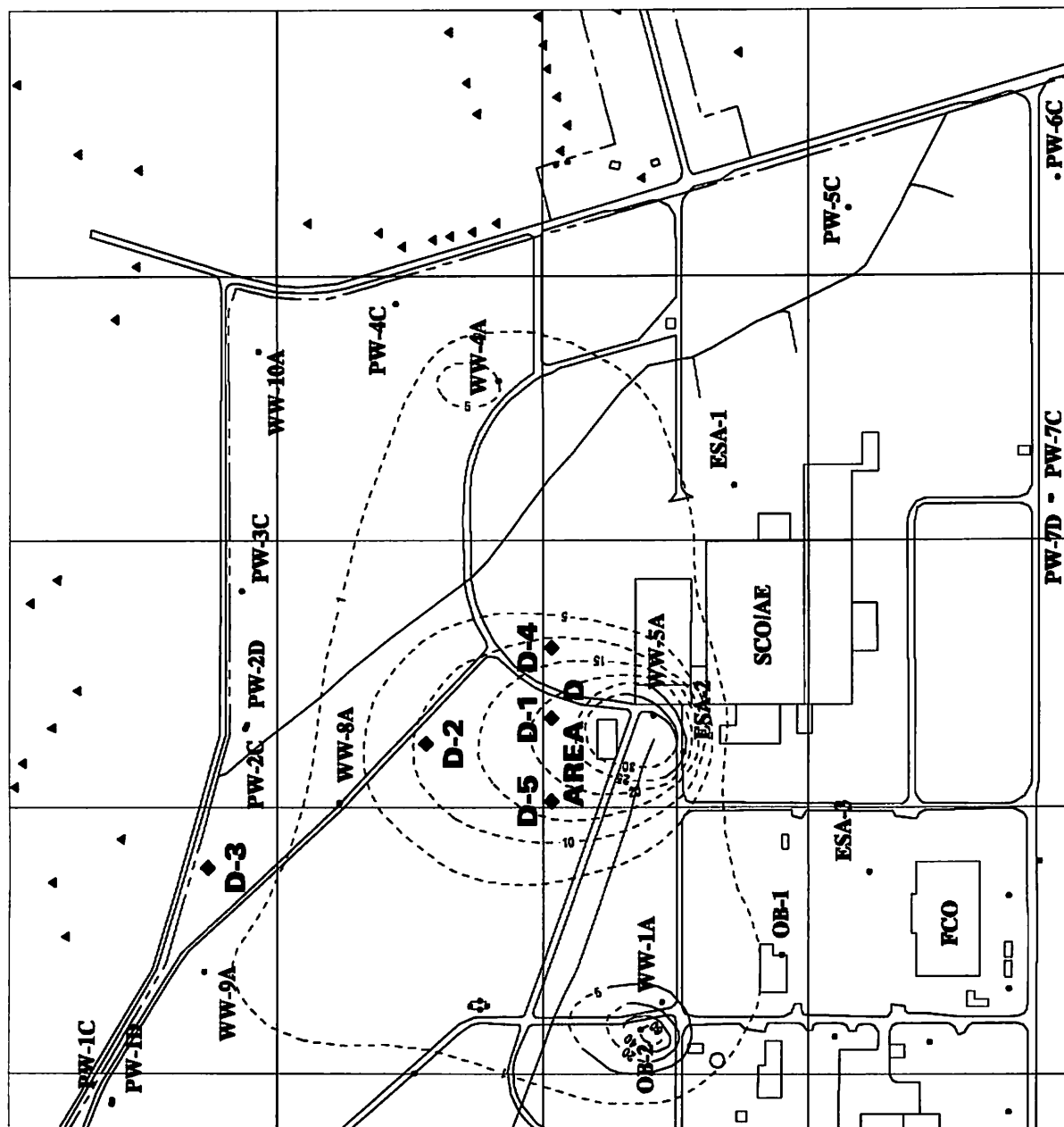
optimum location for one recovery well. The approximate locations of the proposed borings are shown in Figure 6-1. The actual locations of the borings will be based on access and utility considerations. The highest concentration of TCE encountered on the site to date was identified in this area. An earlier BAT boring (referred to as WSA-1) drilled in this area in March 1993 indicated approximately 2,400 ppb TCE. The estimated groundwater velocity in this area is 0.21 feet per day. Using a retardation coefficient of 1.37 for the TCE, the velocity of the TCE plume is expected to be 0.15 feet per day. Therefore, after one year, the concentrated contaminant front, if centered around WSA-1, is anticipated to have migrated approximately 56 feet downgradient of WSA-1.

Based on these calculations, one boring is proposed for an accessible location from approximately 60 to 100 feet downgradient (plant due north) of WSA-1 (labeled B-1 in Figure 6-1). To further define the lateral extent of the plume, two additional borings are proposed that are approximately 250 feet east and west of the initial boring (labeled B-2 and B-3, respectively in Figure 6-1). The approximate locations of these proposed borings are also shown in Figure 6-1.

6.1.2 Area D (eastern subplume at WW-5A and ESA-2). The extent of this subplume between wells WW-5A and WW-8A is not known due to the distant spacing of these wells. Therefore, a total of five BAT porewater sampling borings are proposed as shown by approximate locations in Figure 6-2. Two BAT borings (labeled D-1 and D-2 in Figure 6-2) are initially proposed for the area between WW-5A and WW-8A to better define the distribution of VOCs in groundwater beyond the capture zone of WW-5A. An additional boring (labeled D-3) is proposed for the area between the property boundary and WW-8A to determine if contaminated groundwater has migrated beyond the capture zone of WW-8A in an area where the perimeter monitoring wells are more widely spaced. In order to better define the lateral (east-west) extent of the subplume, two BAT borings are proposed (labeled D-4 and D-5), each located approximately 200 feet east and west of boring D-1.



E 20000
N 7000



E 15800
N 3000



PLANT
NORTH

SCALE

1 inch = 650 feet

- ◆ Approximate Location of Proposed BAT Boring Potential Offsite Receptors
- ▲ Well Location and ID
- Property Boundary
- Line of Equal TCE Concentration, in ppb
- - - Dashed where Inferred

Figure 6-2. Proposed Locations of BAT Porewater Borings (Area D)

6.1.3 Area G (remote area at OB-5). A total of three BAT borings are initially proposed in the vicinity of area G as shown by approximate locations in Figure 6-3. One boring is proposed for the area between monitoring well OB-5 and the nearest location of the property boundary (indicated as G-1 in Figure 6-3). The additional borings are proposed for areas west and southwest of well OB-5 (indicated as G-2 and G-3, respectively, in Figure 6-3). These boring locations are thought to be generally downgradient of well OB-5.

6.2 Groundwater Monitoring Well Installation

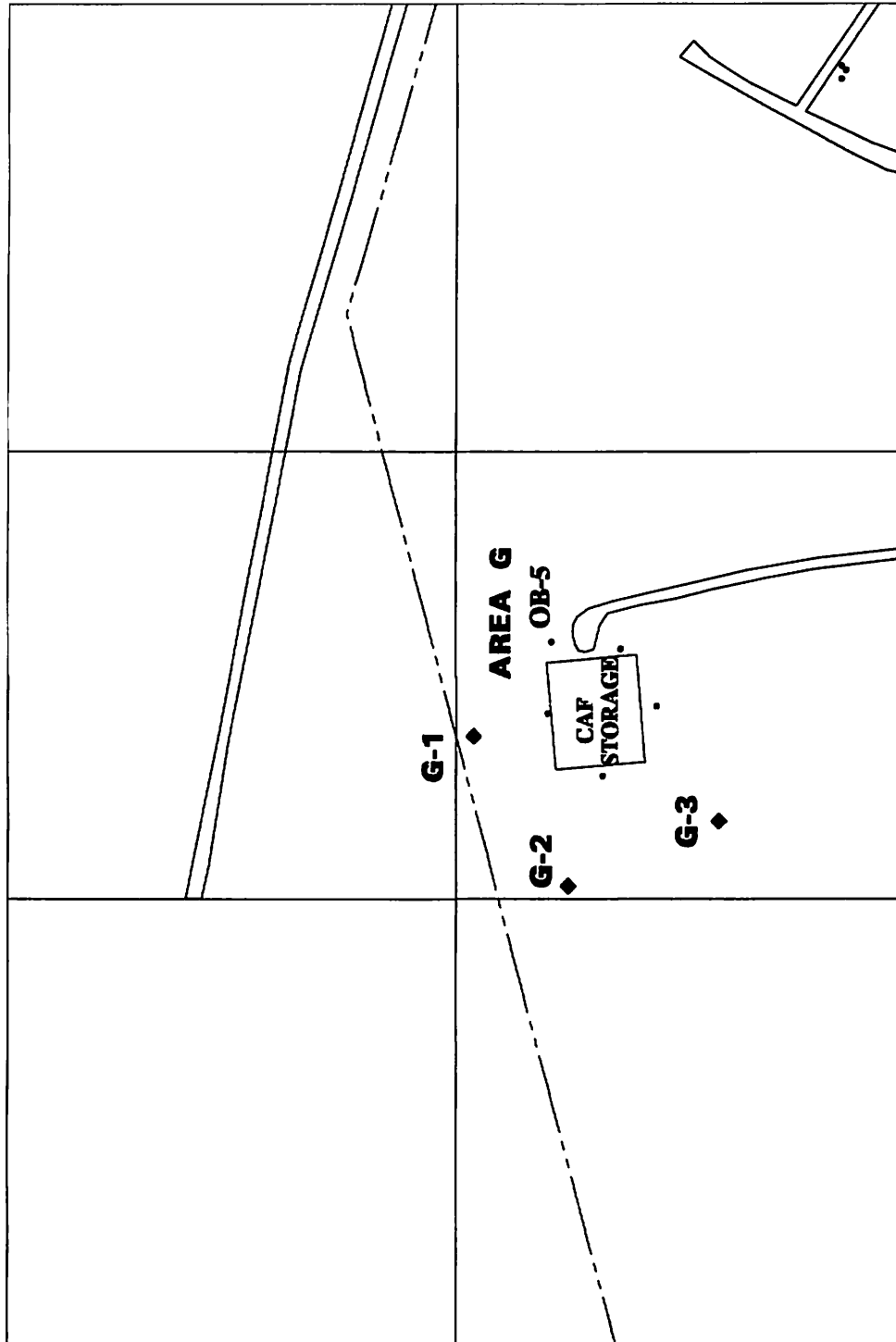
Groundwater monitoring wells are used to collect water level and water quality data from the aquifers beneath the site. Groundwater monitoring wells are proposed in each of the three contaminated areas being assessed in 1994 to indicate temporal changes in groundwater quality and flow direction.

The actual locations and depths of the monitoring wells will be determined based on the findings of the BAT porewater borings. This will eliminate construction of unnecessary or improperly placed monitoring wells. The anticipated locations of monitoring wells are described in the following sections. The final locations of the monitoring wells will be cleared with GE for access and utility considerations.

6.2.1 Area B (western plume at CW-6 and WSA-1). It is expected that up to two monitoring wells will be required in area B. The proposed locations of the wells are presented in Figure 6-4. One monitoring well is proposed in the vicinity of the source-area test boring WSA-1 and screened from approximately 40 to 50 feet (labeled well B-1 in Figure 6-4). The other monitoring well may be required in the vicinity of the initial BAT boring, proposed to be located approximately 60 to 100 feet downgradient (plant due north) of WSA-1. This well is labeled WB-2 in Figure 6-4. These wells will be instrumental in monitoring the effectiveness of a recovery well proposed for the area as described in Section 7.0.

6.2.2 Area D (eastern subplume at WW-5A and ESA-2). Three monitoring wells are tentatively proposed for area D. The locations of the wells are presented in Figure 6-5. Depending on the findings of the BAT borings, two monitoring wells are proposed between

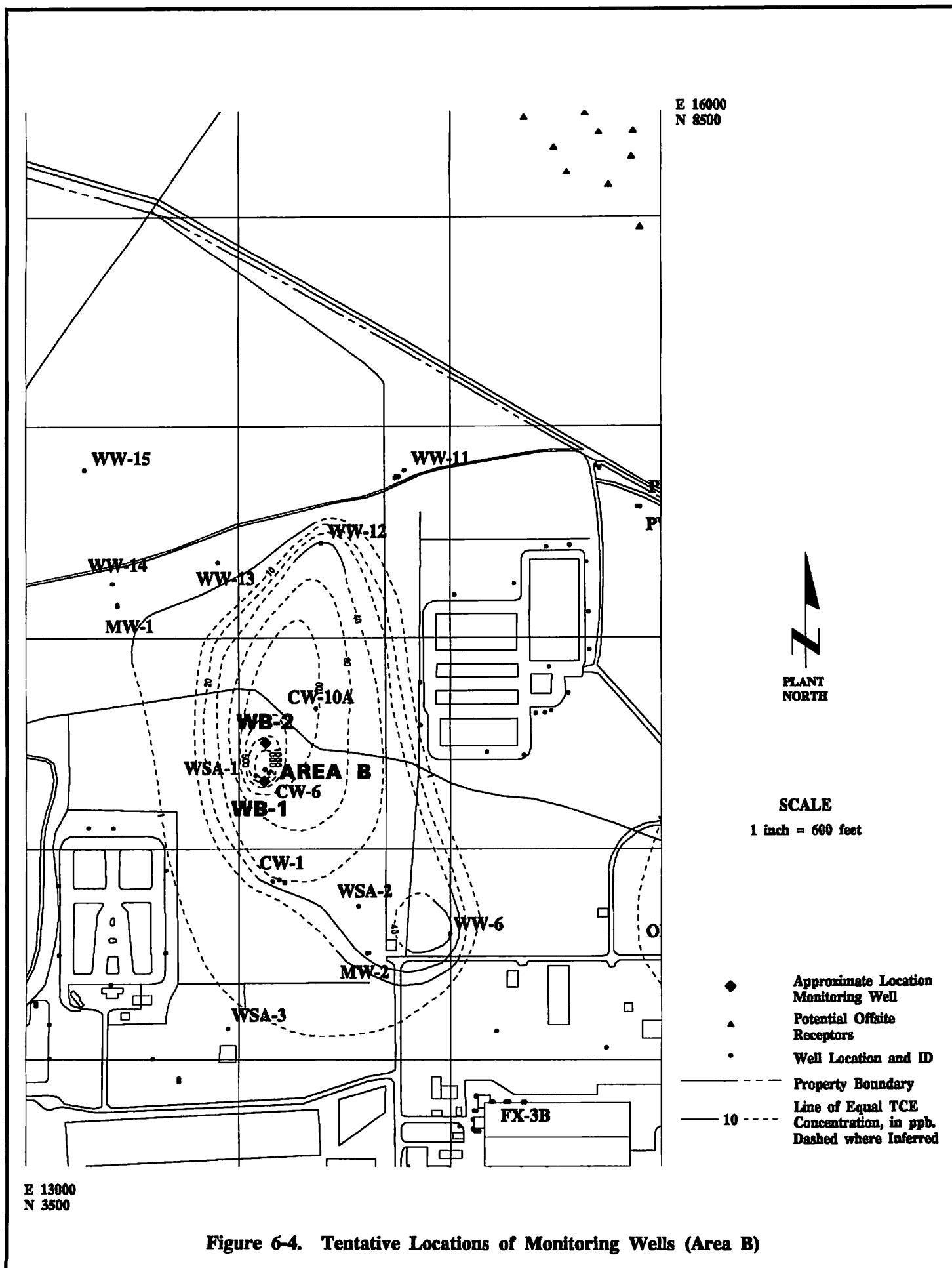
E 10000
N 10000



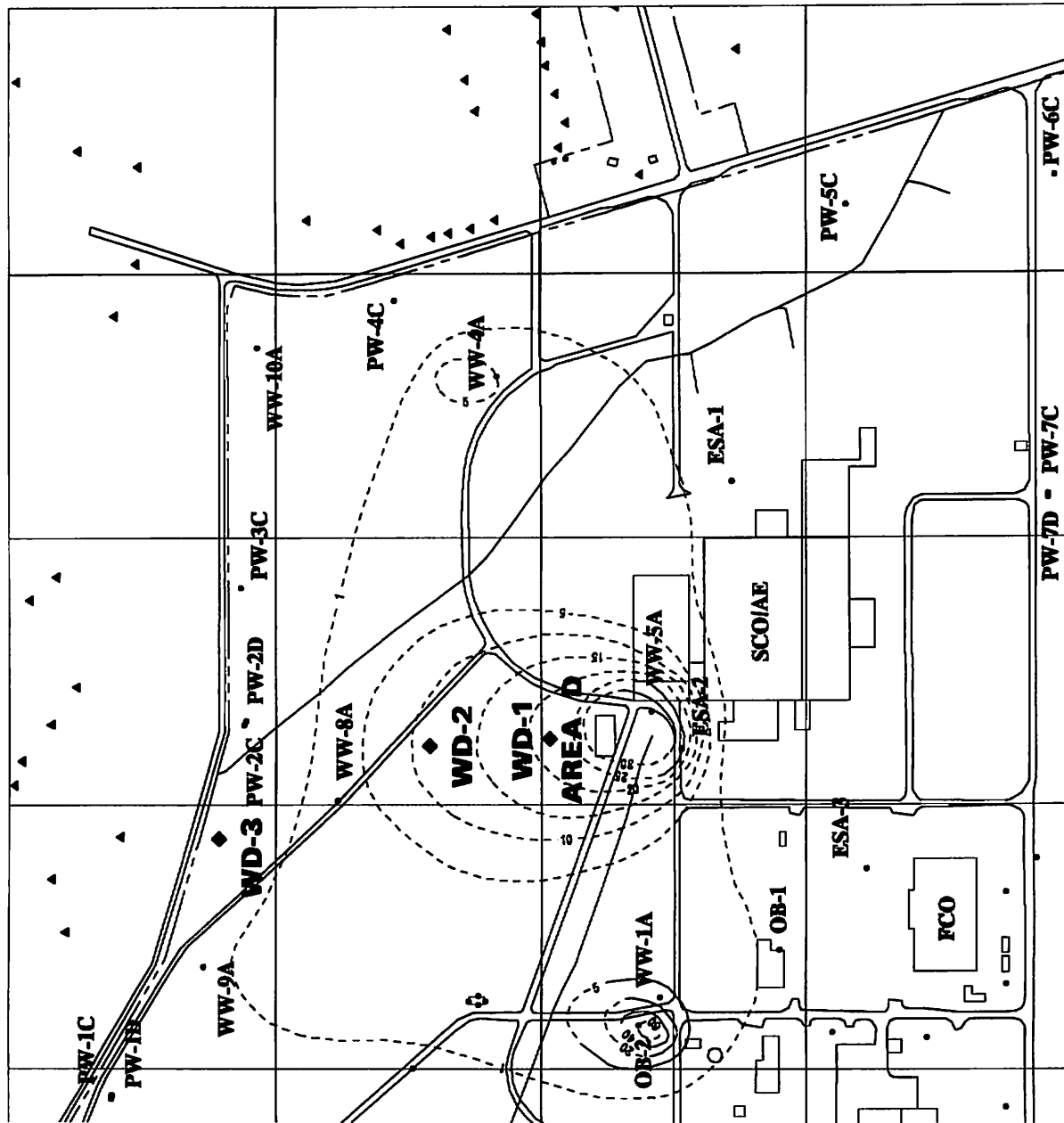
E 7000
N 8000

- ◆ Approximate Location Proposed BAT Boring
- Well Location and ID
- Property Boundary

Figure 6-3. Proposed Locations of BAT Porewater Borings (Area G)



E 20000
N 7000



E 15800
N 3000

Figure 6-5. Tentative Locations of Monitoring Wells (Area D)

plant water wells WW-5A and WW-8A (wells WD-1 and WD-2). An additional perimeter monitoring well (WD-3) is proposed for the area between WW-8A and the property boundary.

6.2.3 Area G (remote area at OB-5). Due to the sparsity of existing wells in the principal aquifer in this area of the site, the direction of groundwater flow can only be inferred to be toward the Northeast Cape Fear River (west to northwest). It is therefore expected that three monitoring wells will initially be required in this area in locations corresponding to the locations of the BAT borings as described in Section 6.1.3. The approximate locations of these wells are shown in Figure 6-6 and are thought to be generally downgradient of well OB-6.

6.3 Periodic Groundwater Sampling

The groundwater sampling and analysis activities performed to date were summarized in Figures 1-2 and 4-2. Periodic groundwater sampling will continue to be performed to track temporal changes in groundwater quality on the site. The downgradient perimeter monitoring wells will continue to be sampled and analyzed quarterly. The monitoring frequency of the interior monitoring wells and the process water wells will be adjusted, as warranted, by trends of available analytical data. Comprehensive sampling activities (with quality control samples) will continue to be performed as needed to ensure the validity of the sample results. Results of the sampling activities will be reported to the State by GE regularly.

Monitoring will also be performed during operation of the remedial system proposed for area B. A description of the monitoring plan proposed for evaluation of the remedial system is presented in Section 7.3.

As required by the State, GE will continue to collect and analyze samples from the plant potable water wells. In addition, samples of groundwater collected before and after aeration will continue to be collected and analyzed by GE, as appropriate, to determine the concentration of water used in the manufacturing process. Effluent from the aeration basin will also continue to be sampled. The frequency of sampling and analysis may be adjusted, as appropriate, depending on results of the samples.

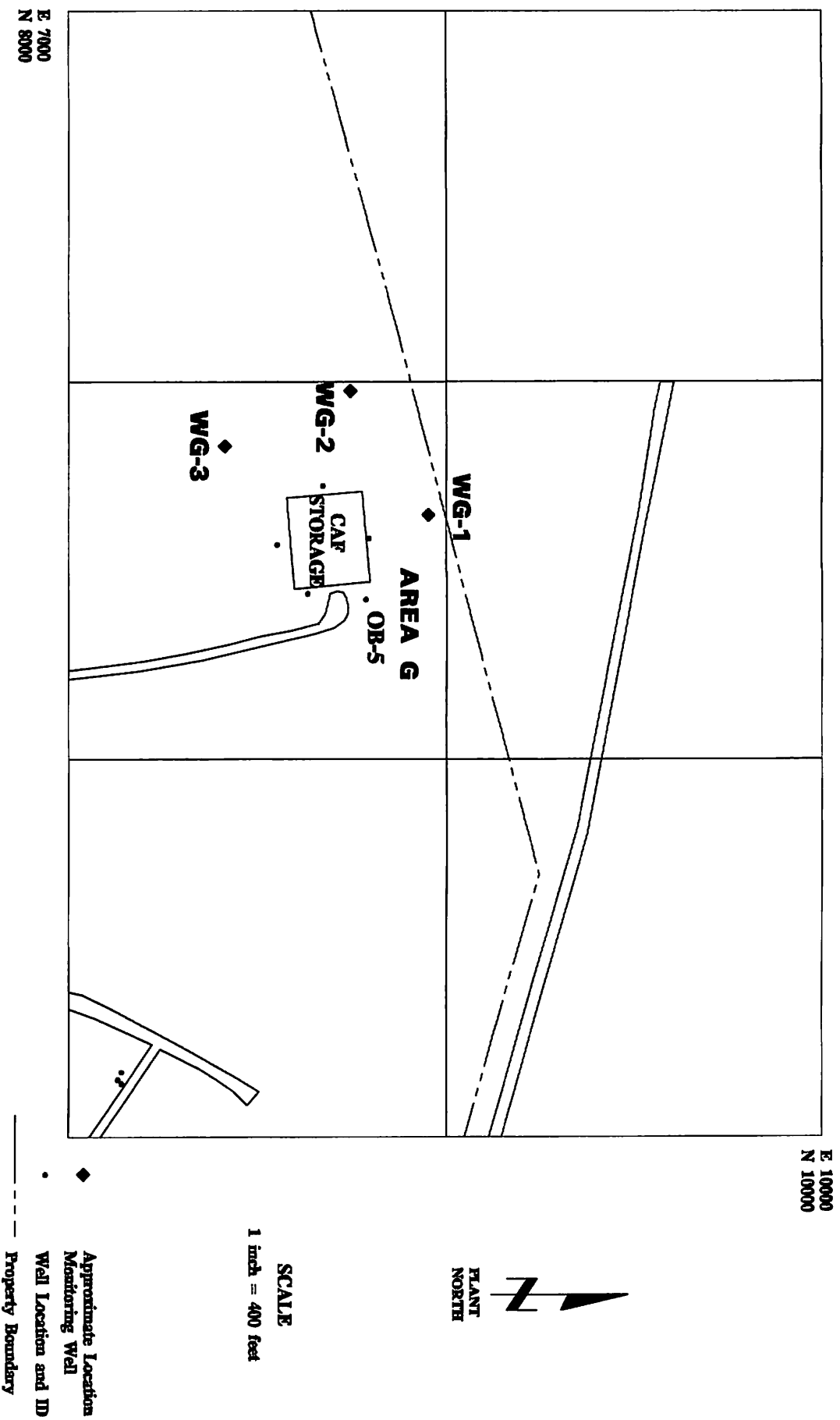


Figure 6-6. Tentative Locations of Monitoring Wells (Area G)

6.4 Offsite Sampling Contingency Plan

Accessible records for domestic wells in the vicinity of the site were previously reviewed to determine their depth and construction. The wells in the Wooden Shoe subdivision (north of the site) average approximately 70 feet in depth, which is similar to the depth of the plant water wells on the site. Domestic wells south and upgradient of the site (along Chair Road) are not as deep as those to the north (average 54 feet), although some of these wells range from 65 to 90 feet deep.

A preliminary contingency plan for offsite sampling was developed by RTI in 1991. Should sampling and/or assessment activities indicate that the contaminant plume has the potential for migrating beyond the northern site boundary despite containment efforts proposed herein, the contingency plan can be updated and implemented. Sampling of selected, critically located domestic wells could occur without a major delay.

7.0 Proposed Corrective Actions

Although corrective action has been occurring at the site by the extraction and aeration of groundwater using existing plant process water wells, additional remediation is proposed herein for what has been observed to be the highest concentration of TCE in the principal aquifer (approximately 2 ppm). Descriptions of the current and proposed corrective actions are provided in the following sections.

7.1 Continued Pumping/Aeration of Selected Plant Water Wells

It was demonstrated in Section 4 that sustained, high-volume pumping of selected plant water wells would successfully maintain a hydraulic regime that would retard offsite contaminant migration and reduce contaminant concentrations in the principal aquifer in certain sections of the site. The anticipated pumping schedule for the plant wells indicates that the wells in the western wellfield (WW-11, WW-12, WW-13, WW-14, and WW-15) will continue to be pumped as much as possible to contain the western plume referred to in Section 5 as area B.

It was also shown that pumping from wells WW-1A, WW-4A, WW-5A, WW-8A, WW-9A, and WW-10A in the eastern areas of the site captures the majority of what are considered to be the eastern subplumes and decreases the northward hydraulic gradient in the eastern area of the site. This reduces the rate of continued northward migration of the eastern subplumes until these can be assessed individually, as appropriate.

The plant water wells will continue to be pumped as much as feasible to control contaminant migration on the site. The water from these wells, with the exception of WW-5A and WW-12, will continue to be aerated and used in the plant manufacturing process. Discharge from these two wells will continue to be diverted to the aeration lagoon as appropriate, until GE reintroduces water from wells WW-5A and WW-12 to the plant process water system.

7.2 Groundwater Recovery Well and Treatment System

A groundwater recovery well and wellhead treatment system is proposed in the area of highest contamination in the western plume (area B). Specific information on the goals of the corrective action, methods, and evaluation of the proposed remediation system are described in

the following sections.

7.2.1 Goals of Corrective Action. Although it has been demonstrated that the northern wellfield is apparently effective at hydraulically containing and recovering the western plume identified in Section 5 as area B, a recovery well is proposed for the area of the plume with the highest levels of contamination. The goals of this corrective action are to intercept the highest concentrations of TCE and provide a preemptive barrier against continued northward migration of the concentrated plume to the western wellfield and potentially offsite. In addition, pumping of the recovery well and treatment of the contaminated groundwater will lower the levels of contamination in the principal aquifer. Since the contamination has already impacted the western wellfield, the proposed recovery well is intended to reduce only the highest levels of contamination in the western plume. The observed upward trend in TCE concentrations in the western wellfield is therefore expected to be reduced after installation of the recovery well and treatment system.

Although the goals of this corrective action include reduction of contamination levels in the principal aquifer, it is unlikely that the use of pump and treat technology alone will reduce contamination to levels below those specified in Section .0202 of the NCAC T15A:2L groundwater regulations. Desorption and diffusion of organic compounds from soil particles to groundwater make remediation of groundwater containing chlorinated solvents below specified levels difficult. Contaminant concentrations are, however, likely to eventually become asymptotic with continued pumpage (as has been observed for well WW-5A). However, pump and treat technology combined with the natural attenuation and biodegradation of contaminants is currently the most cost-effective method for prevention of continued migration of the contaminant plume and reduction of the levels of contamination in groundwater. Alternative corrective action methods will be evaluated as they become available for practical implementation.

7.2.2 Groundwater Extraction. A recovery well is proposed to remove groundwater from the principal aquifer for treatment. The actual depth and location of the proposed recovery well will depend on the findings of the BAT porewater sampling activities. Once the actual location of the recovery well is determined, a permit request will be completed and submitted to the State for approval. The well is expected to be 6 to 8 inches in diameter and screened

across an interval of approximately 40 to 50 feet below land surface. A schematic of construction details for the proposed recovery well is shown in Figure 7-1. Geophysical logging will be performed to ensure proper placement of the conductor casing. The well will be developed prior to operation.

It is expected that the recovery well will be located in the vicinity of WSA-1. The location of the proposed monitoring well, based on the current interpretation of the distribution of TCE in the western plume (Plate 3), is presented in Figure 7-2. If results of the additional BAT borings (described in Section 6.1) indicate higher concentrations of TCE elsewhere in the western plume, the recovery well will be sited to capture the greatest concentration of TCE.

To determine the pumping rate required to capture what are currently inferred to be the highest concentrations of TCE, semi-analytical groundwater modeling was performed using the RESSQC module of the WHPA capture zone modeling package. Using the parameters and assumptions specified for the western model area in Section 4, pumping rates of 30, 50, and 70 gpm were modeled to approximate the extent of the 5-year capture zone for the proposed recovery well. The results of the modeling activities are presented in Figures 7-3, 7-4, and 7-5.

A comparison of Figures 7-3, 7-4, and 7-5 indicates that pumping of the recovery well at a rate of 30 gpm would nominally capture what is currently interpreted to be the most concentrated area of groundwater contamination in the western plume. As expected, a higher pumping rate would capture even more of the plume. The actual pumping rate for the well will depend upon its sustainable yield. However, based on the yields sustainable by wells of similar design located in other areas of the site, it is estimated that a pumping rate of at least 50 to 70 gpm will be maintained for the proposed recovery well.

The drawdown expected in the well was estimated for the recovery well at several flow rates. Since the recovery pumping is expected to continue for an extended period of time, the Jacob equation was used to estimate the expected drawdown in the recovery well:

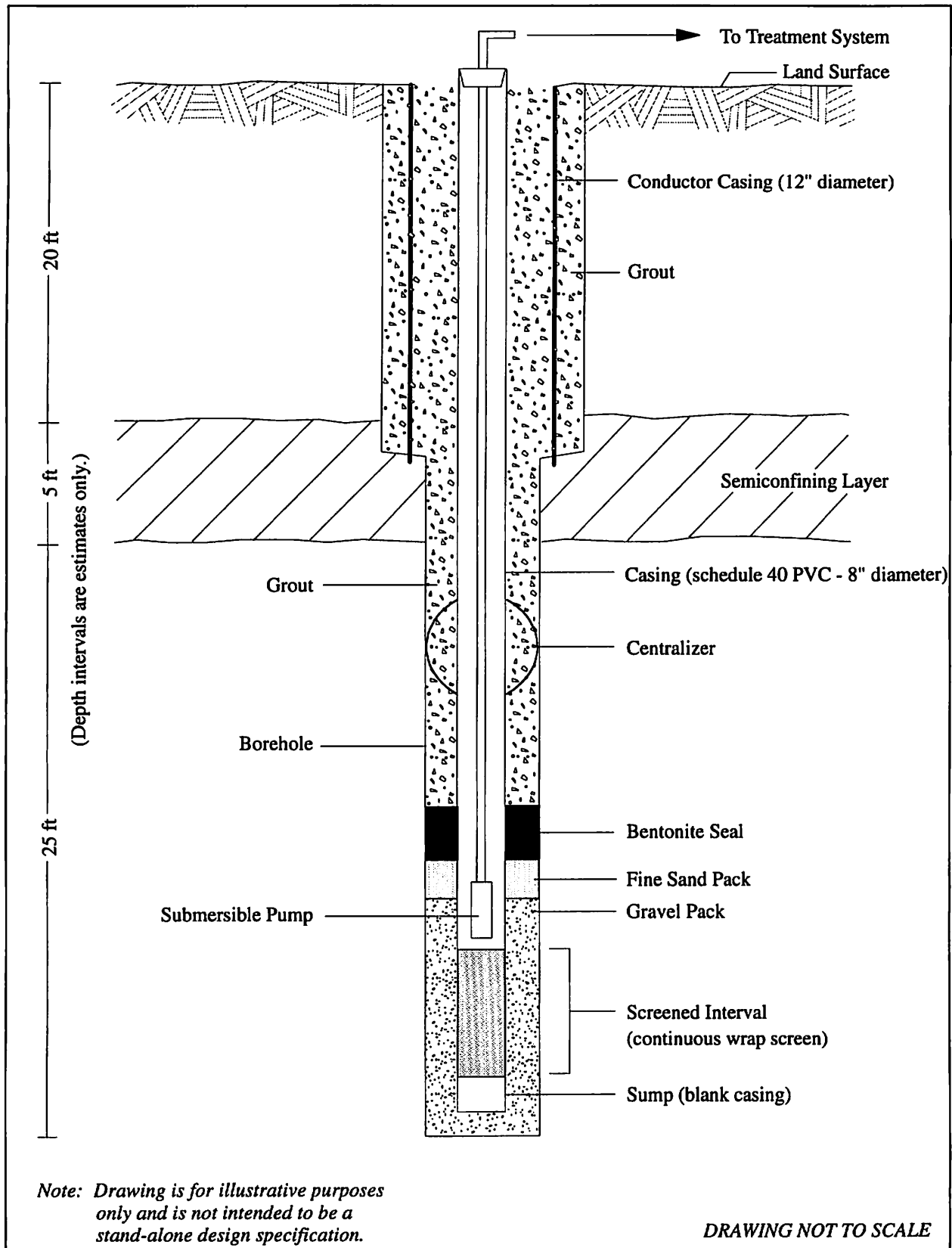
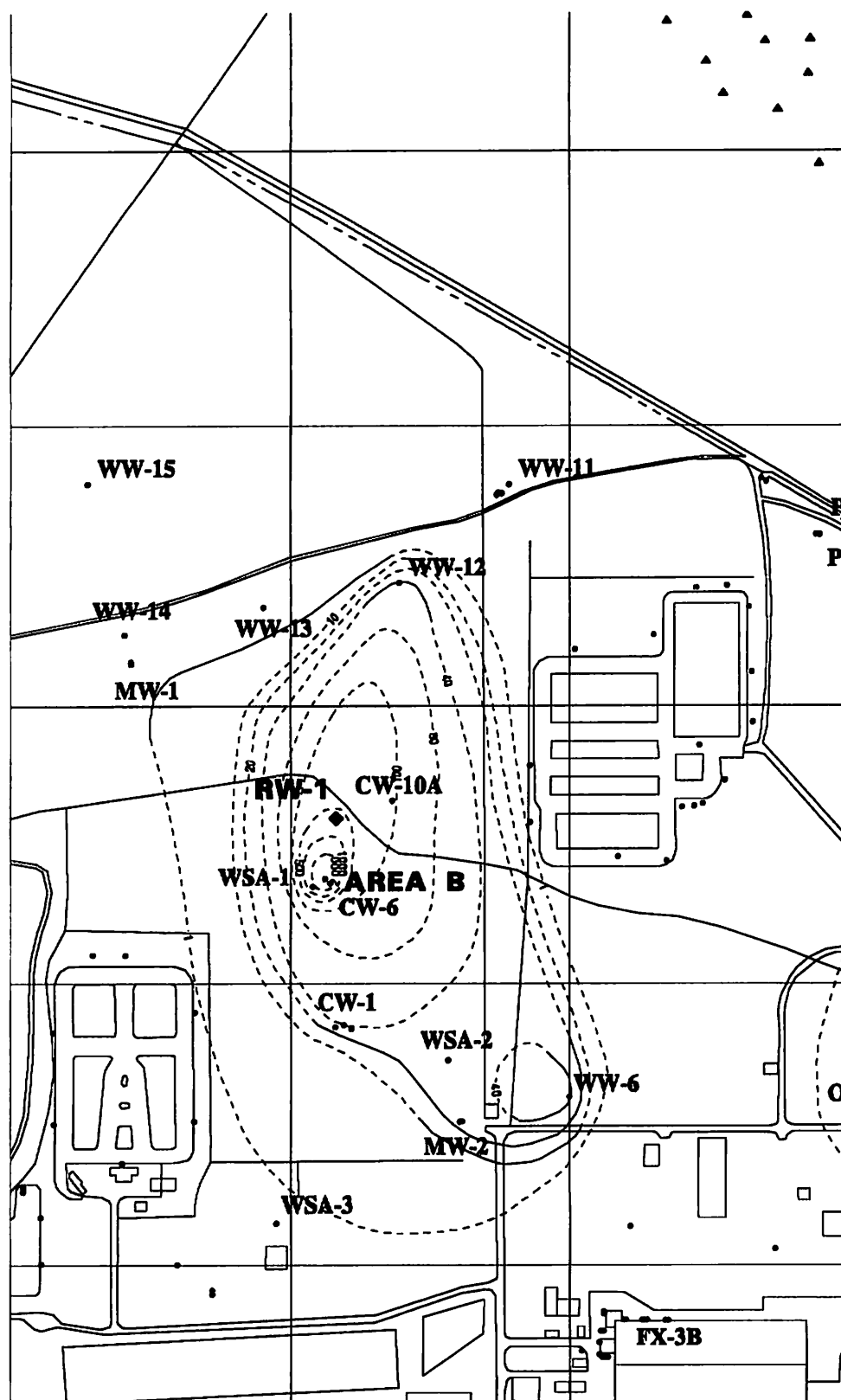


Figure 7-1. Recovery Well Construction Details

E 16000
N 8500



SCALE
1 inch = 600 feet

- ◆ Recovery Well Location
- ▲ Potential Receptors
- Well Location and ID
- Property Boundary
- 10 --- Line of Equal TCE Concentration, in pph. Dashed where Inferred

E 13000
N 3500

Figure 7-2. Tentative Location of Proposed Recovery Wells (Area B)

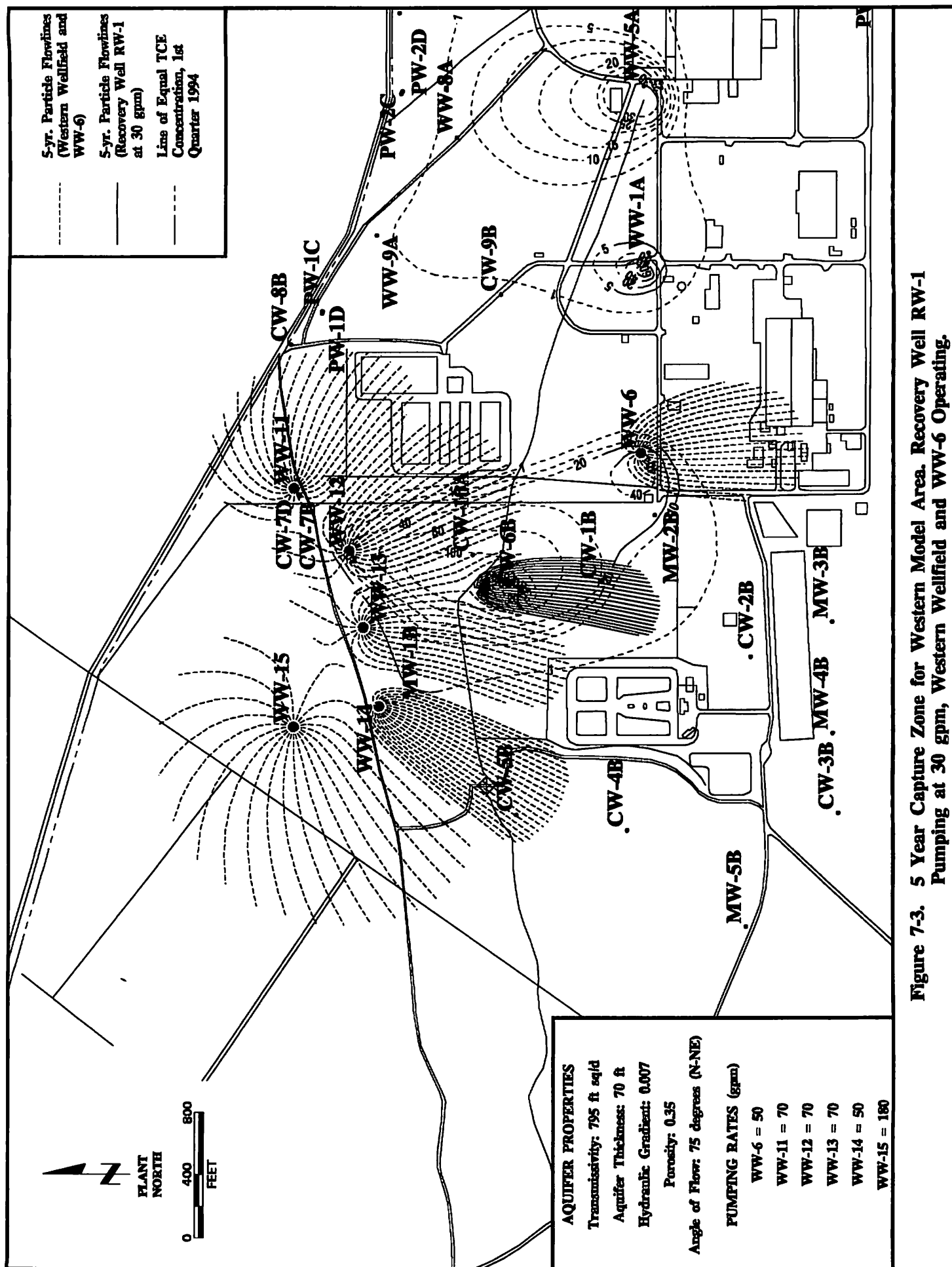


Figure 7-3. 5 Year Capture Zone for Western Model Area. Recovery Well RW-1 Pumping at 30 gpm, Western Wellfield and WW-6 Operating.

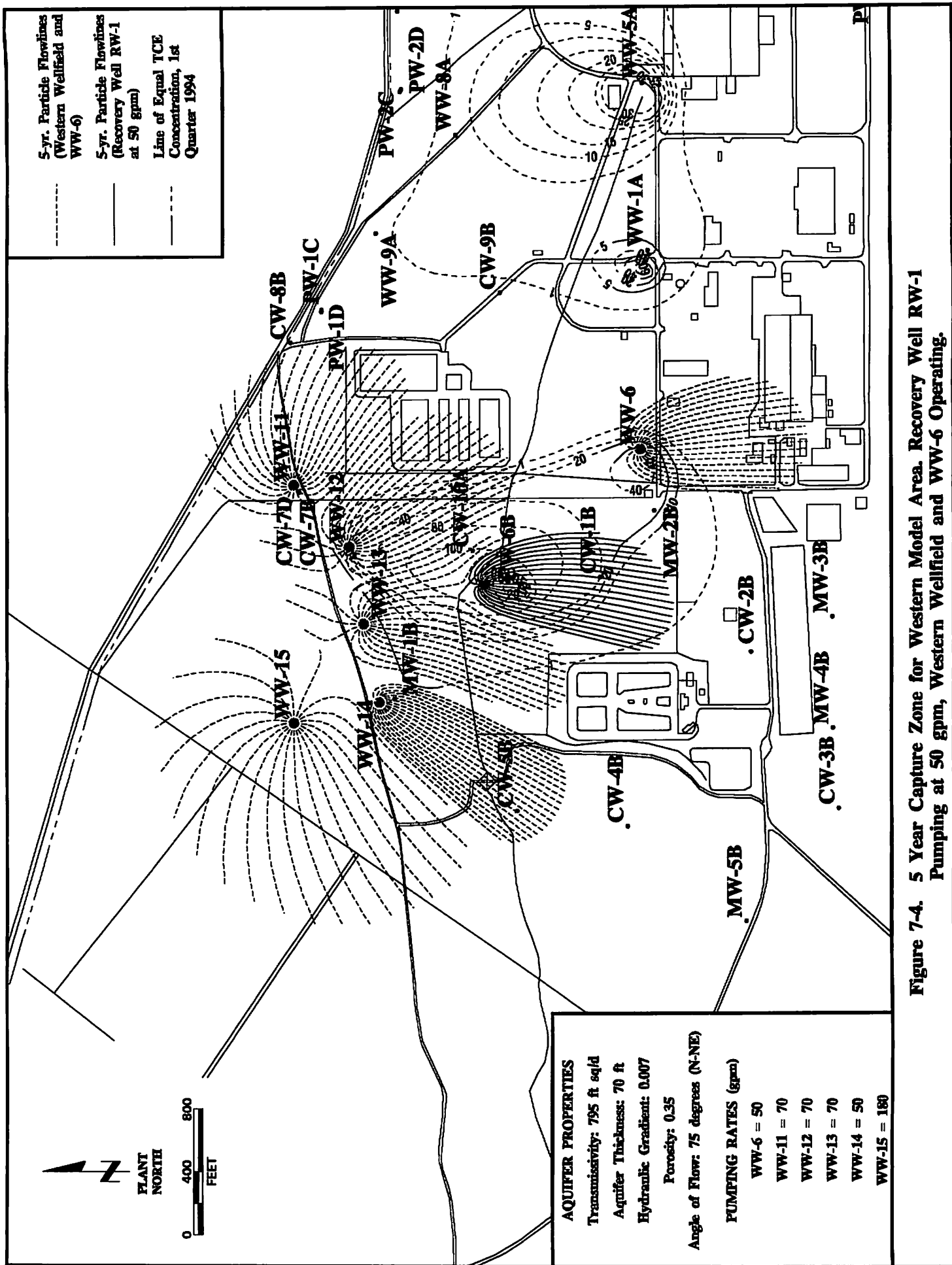


Figure 7-4. 5 Year Capture Zone for Western Model Area. Recovery Well RW-1 Pumping at 50 gpm, Western Wellfield and WW-6 Operating.

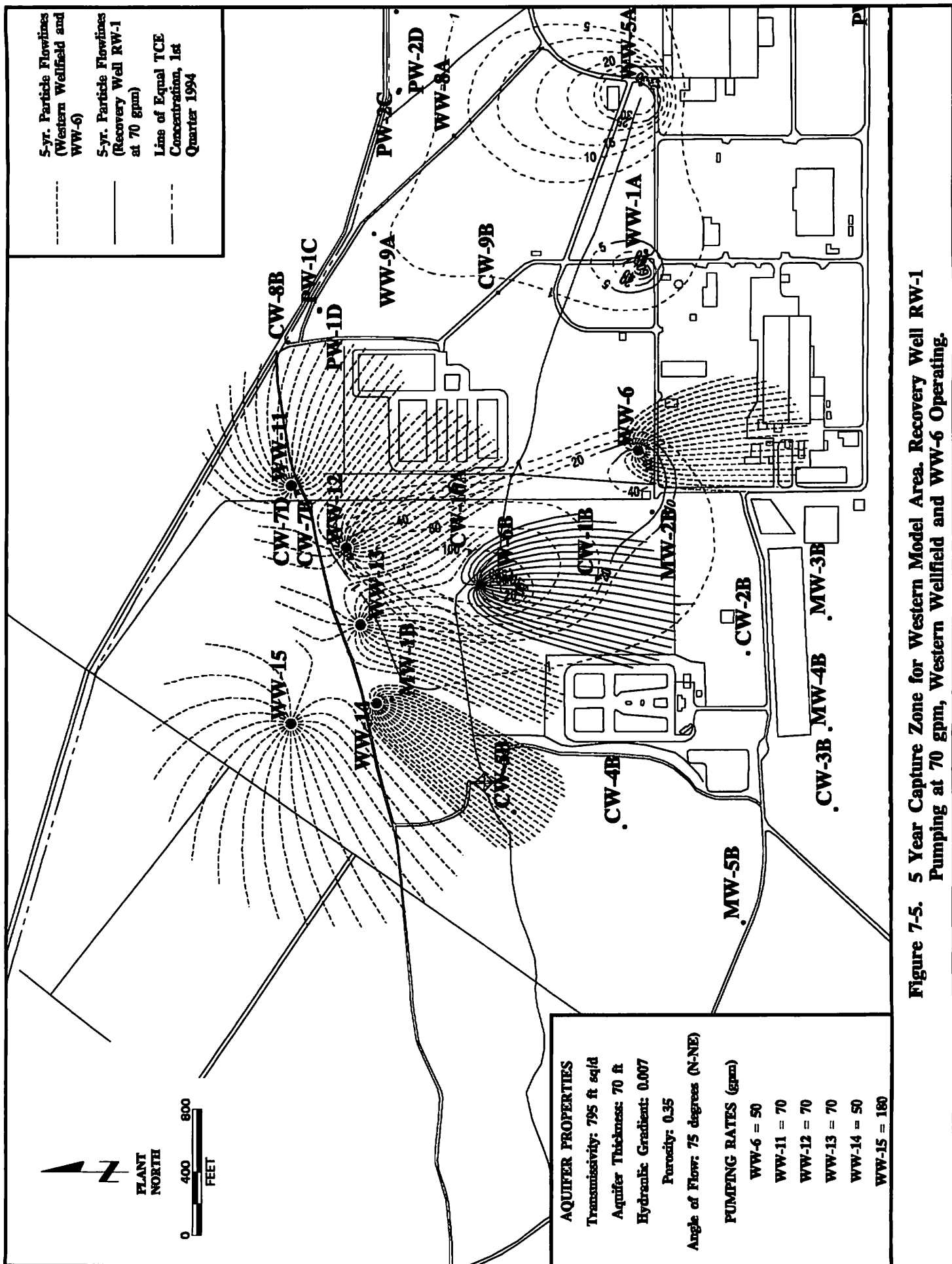


Figure 7-5. 5 Year Capture Zone for Western Model Area. Recovery Well RW-1 Pumping at 70 gpm, Western Wellfield and WW-6 Operating.

$$s = \frac{2.3Q}{4\pi T} \log \frac{2.25Tt}{r^2 S}$$

where

s = drawdown in the well

Q = flow rate

T = transmissivity of principal aquifer (795 ft²/d)

t = time (365 days)

r = well radius (0.25 ft)

S = aquifer storativity (1E-3, representative of semiconfined aquifer).

Calculations indicate that the expected drawdown in the recovery well would be about 21 feet at 50 gpm, and about 29 feet at 70 gpm, assuming a well efficiency of 80 percent. Based on the estimated depth of the screened interval in the recovery well (40 to 50 feet below land surface) and the static water level (about 12 to 14 feet below land surface), the available drawdown is estimated to be from about 26 to 28 feet below land surface. Therefore, it is expected that a pumping rate of between 50 and 70 gpm can be maintained in the recovery well. Water levels and yields will be monitored to adjust the pumping rates for the recovery well.

7.2.3 Description of Treatment System. The groundwater treatment system tentatively proposed is a low-profile air stripping system. Air stripping is a mass transfer process by which VOCs in groundwater are transferred to the air. The process uses countercurrent air stripping and a baffled aeration tray to strip the contaminants from the groundwater to concentrations acceptable to the DEM. A version of the Shallow Tray Model 2600 is tentatively proposed as the treatment system. This system was initially selected because disposal of spent granular activated carbon or packing material is not required. The larger diffuser holes resist fouling, and the unit can be cleaned without disassembly. In addition, the system can effectively treat the groundwater at a range of flow rates.

The number of baffled trays installed on the air stripper depend on the level of contamination to be removed and the flow rate to be introduced into the stripper. Since the anticipated flow rate is expected to be from 50 to 70 gpm, either Model 2631 or Model 2641

(four aeration trays) is proposed. Descriptions of the systems and system performance estimates are presented in Appendix D.

During the source-area testing, 2,460 ppb of TCE and 155 ppb cis-1,2-DCE were detected in the principal aquifer at boring WSA-1. During December 1993 groundwater sampling activities, 0.56 ppb vinyl chloride was detected in WW-13. Using these concentrations as influent estimates, over 99.9 percent (to <1 ppb) of the cis-1,2-DCE would be removed from the groundwater by Model 2631 at 50 gpm. Model 2641 would remove over 99.9 percent of the cis-1,2-DCE at a flow rate of 70 gpm. Since their Henry's law constants are higher, the stripping efficiency of TCE and vinyl chloride would be even higher than that of the cis-1,2-DCE.

7.2.4 Discharge Options. Several options exist for the discharge of treated groundwater. The water can be (1) diverted to the plant process water distribution system for use in the manufacturing process, (2) diverted to the aeration basin for additional treatment and discharge, (3) reinjected into the aquifer (closed-loop system), or (4) discharged into the effluent channel.

Since the treatment system is designed to remove over 99.9 percent of the TCE to under 1 ppb, all four discharge options indicated above are considered technically viable. Option 1 would be the most beneficial use of the water; however, it would require a permanent piping system and telemetry system for control and would be costly to install. It appears that, with the current and projected utilization of existing wells for recovery operations, GE will not need the water produced from the recovery well for the plant process.

The second option of diverting the discharge water into the aeration basin would not be as costly due to the proximity of the basin to the recovery well. A temporary discharge hose could be used. In the unlikely event of a breakdown in the treatment system, the diversion to the aeration basin would also allow a backup system for secondary treatment.

The third option would require the installation of an injection well. Due to the cost of installation for a recovery well and potential problems associated with an injection well (air entrainment, suspended sediments), this is not considered to be a practical option.

The fourth option of discharging the water into the effluent channel is the simplest and least costly due to the proximity of the the channel to the anticipated location of the recovery well. Because this upper section of the effluent channel is known from prior studies (RTI, 1990) to be a losing stream, the discharge water would essentially be recharging the principal aquifer

in an area where it is recaptured by the western wellfield. This option would therefore return treated water to the aquifer immediately upgradient of the western wellfield as a beneficial use and avoid the problems typically associated with injection wells (e.g., screen plugging, encrustation).

It is proposed that the effluent from the treatment system be discharged initially to the aeration basin for at least 1 month during evaluation of the system. Permission from DEM will be sought to temporarily discharge into the aeration basin. Samples will be collected and analyzed during this pilot-test period to determine the feasibility of discharging the treatment system effluent into the plant effluent channel. After collecting sufficient data on the effectiveness of the treatment system, GE will apply for a permit to discharge into the effluent channel.

7.3 Monitoring Plan

A preliminary monitoring plan to evaluate the effectiveness of the remediation system, monitor the concentrations of the treatment system influent and effluent, and monitor changes in groundwater quality in monitoring wells located within the western plume is described below.

During the initial week of operation, plant personnel will visit the system daily to monitor its operation. The system will then be checked weekly for the remainder of the month. Samples of the influent and effluent water will be collected monthly for the first year and analyzed for pertinent organic and inorganic compounds. After the first year, the samples will be collected periodically, depending on the results observed during the initial year.

As described in Section 6, two monitoring wells are proposed for the western plume: one in the vicinity of WSA-1 and one near the recovery well. Samples from these wells should also be collected monthly for the first year and periodically thereafter, corresponding to the sampling schedule for the treatment system. Groundwater from other monitoring and plant water wells will continue to be sampled and analyzed as described in Section 4.

7.4 Other Remediation Alternatives

If it is determined during any of the assessment activities proposed for the other areas of the site that additional remediation may be necessary, additional recovery wells and treatment

systems may be installed. Other potential remediation alternatives may exist for this site. However, until additional assessment is performed, the applicability of these methods cannot be evaluated.

8.0 Proposed Schedule

The proposed schedule of site activities for calendar year 1994 is shown in Figure 8-1. The first quarter activities are complete or ongoing as indicated in Figure 8-1. As suggested in the initial remedial action plan (RTI, 1992), organic sampling and analysis activities are proceeding this year on a quarterly basis with one annual comprehensive activity recently completed in the first quarter. The proposed monitoring frequency for site wells is discussed in Sections 6.3 and 7.2.

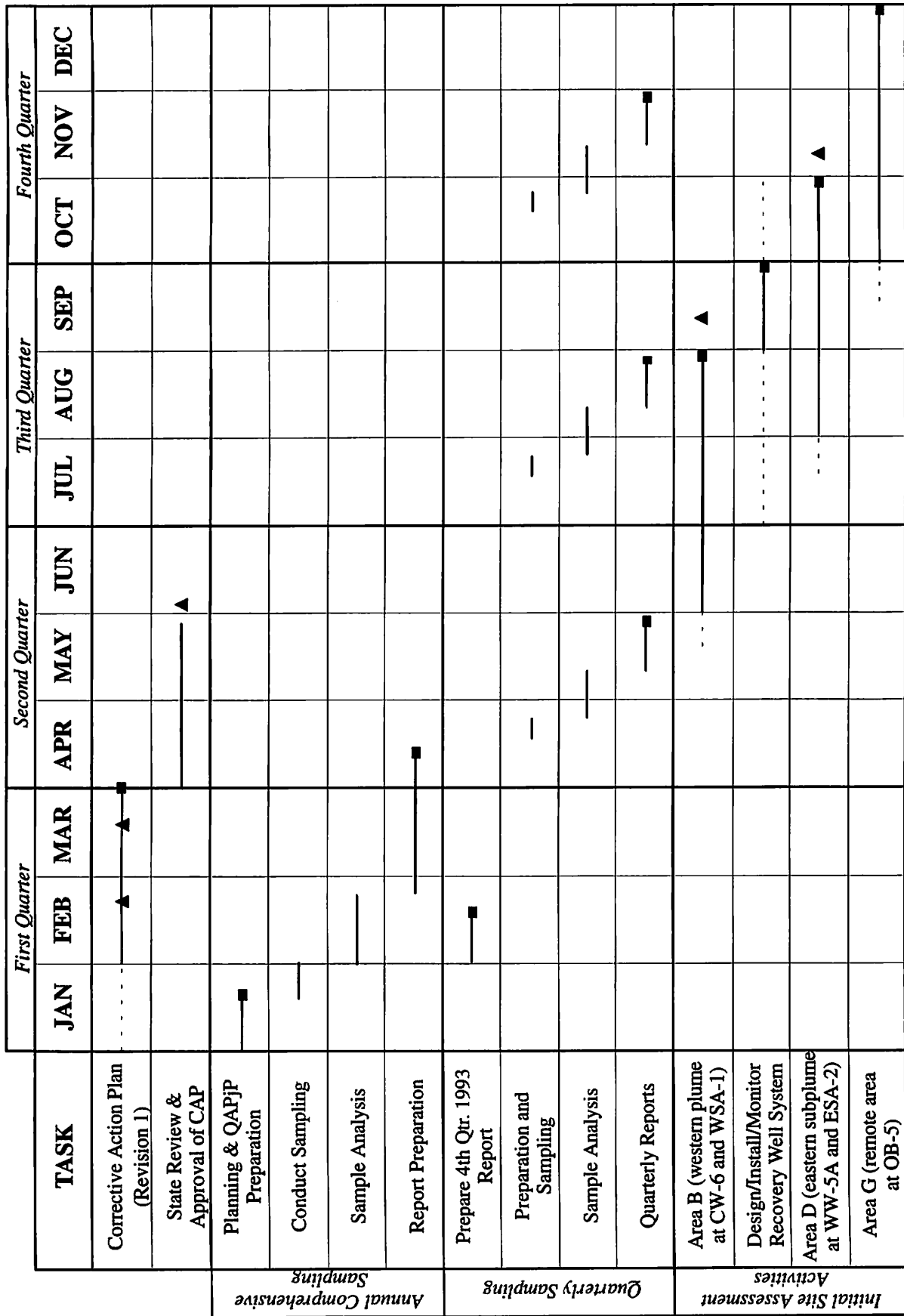
Consistent with the findings of the comparative risk analysis outlined in Section 5 (summarized in Table 5-10) coupled with professional judgment, it is recommended that additional assessment/remediation activities be prioritized as follows in 1994:

- Area B (western plume at CW-6 and WSA-1): second and third quarter
- Area D (eastern subplume at WW-5A and ESA-2): third quarter
- Area G (remote area at OB-5): fourth quarter.

Potential assessment/remediation activities in coming years include:

- Revisions to Corrective Action Plan (Revision 2) indicating specific plans for additional assessment and/or remediation (if required) for Areas B, D, and/or G
- Initial assessment/remediation activities for lower-priority areas of the site:
 - Area C (eastern subplume at WW-1A and OB-2)
 - Area A (former storage area)
 - Area H (remote area at OB-6)
 - Area E (eastern subplume at WW-4A)
 - Area F (vicinity of FX-3B)
- Revisions to Corrective Action Plan (Revision 3) indicating specific plans for additional assessment and/or remediation (if required) for Areas C, A, H, E, and/or F
- Continued sampling and analysis from monitoring and plant wells
- Continued data review, analysis, and reporting.

The overall schedule is subject to change depending on the findings of ongoing site assessments and the performance of the remedial activities.



■ Project Deliverables
 ▲ Tentative Meeting with G/E and/or State

Figure 8-1. Proposed Site Activities - 1994

9.0 References

- Bain, G.L., 1970. *Geology and Ground-Water Resources of New Hanover County, North Carolina*. North Carolina Department of Water and Air Resources, Division of Ground Water, Ground Water Bulletin No. 17.
- Blandford, T.N., and P.S. Huyakorn. 1990. *A Modular Semi-Analytical Model for the Delineation of Wellhead Protection Areas*. U.S. EPA: Office of Ground-Water
- Howard, P.H., R.S. Boethling, W.F. Jarvis, W.M. Meylan, and E.M. Michalenko. 1991. *Handbook of Environmental Degradation Rates*. Chelsea, MI: Lewis Publishers
- Le Grand, H.E., 1960. *Geology and Ground-Water Resources of Wilmington-New Bern area*, North Carolina Department of Water Resources, Division of Ground Water, Ground-Water Bulletin No. 1.
- McCarty, P.L. 1988. Bioengineering Issues Related to In-situ Remediation of Contaminated Soils and Groundwater. In *Environmental Biotechnology*, ed. Omenn, New York: Plenum Publishing Corp.
- McCarty, P.L. 1991. Engineering Concepts for In-situ Bioremediation. In *Bioremediation: Fundamentals and Effective Applications*, 3-13. Third Annual Symposium of the Gulf Coast Hazardous Substance Research Center, Lamar University, Beaumont, Texas.
- Nyer, E.K. 1993. *Practical Techniques for Groundwater and Soil Remediation*. Chelsea, MI: Lewis Publishers.
- Research Triangle Institute. 1990. Hydrogeological Survey of Effluent Channel. RTI Report No. 4419/009-01F (July 27, 1990).
- Research Triangle Institute. 1992. Remedial Action Plan for Organic Compounds in Groundwater. RTI Report No. 5040-01F (December 14, 1992).
- Research Triangle Institute. 1993. Report of Source-Area Testing Activities for Organic Compounds. RTI Report No. 5040-01F (September 27, 1993).
- Research Triangle Institute. 1994. Quality Assurance Project Plan. RTI Report No. 5040/003/01F (January 5, 1994).
- Sims, J.L., J.M. Suflita, and H.H. Russell. 1991. Reductive Dehalogenation of Organic Contaminants in Soils and Ground Water. Ada, OK: U.S. EPA R.S. Kerr Environmental Research Lab., EPA/540/4-90/054.
- U.S. EPA. 1990. *A Subtitle D Landfill Application Manual for the Multimedia Exposure Assessment Model (Multimed)*. Environmental Research Laboratory: Athens, GA.

U.S. EPA. 1992. *Handbook of RCRA Ground-Water Monitoring Constituents: Chemical and Physical Properties*. Office of Solid Waste: Washington, DC.

U.S. EPA. 1993. *Drinking Water Regulations and Health Advisories*. Office of Water: Washington, DC.

Winner, M.D. and Coble, R.W., 1989. *Hydrogeologic Framework of the North Carolina Coastal Plain Aquifer System*. U.S. Geological Survey, Open-File Report No. 87-690.

Zarra, L., 1991. *Subsurface Stratigraphic Framework for Cenozoic Strata in Brunswick and New Hanover Counties, North Carolina*. North Carolina Geologic Survey, Information Circular No. 27.

Appendix A
Results of Analyses of Groundwater Samples
for Organic Compounds

- A-1. Groundwater Monitoring Data - Organics (ppb) - Water Supply (WW-Series) Wells
- A-2. Groundwater Monitoring Data - Organics (ppb) - CW-Series Monitoring Wells
- A-3. Groundwater Monitoring Data - Organics (ppb) - PW-Series Monitoring Wells
- A-4. Groundwater Monitoring Data - Organics (ppb) - MW-Series Monitoring Wells
- A-5. Groundwater Monitoring Data - Organics (ppb) - FX-Series Monitoring Wells
- A-6. Groundwater Monitoring Data - Organics (ppb) - OB-Series Monitoring Wells
- A-7. Groundwater Monitoring Data - Organics (ppb) - Miscellaneous Series
- A-8. Groundwater Monitoring Data - Organics (ppb) - Blank Samples

Table A-1. Groundwater Monitoring Data - Organics (ppb) - Water Supply (WW-Series) Wells

Well ID	WW-1A	WW-1A	WW-1A(CC)	WW-1A	WW-1A	WW-1A	WW-1A	WW-1A	WW-1A	WW-1A
Date Sampled	6/10/91	6/27/91	6/27/91	8/22/91	2/20/92	5/1/92	10/21/92	12/10/92	1/13/93	2/9/93
Time Sampled		17:00	17:00	21:05	18:05	15:20	16:18	15:40	10:05	16:00
Date Delivered	6/10/91	6/27/91	6/28/91	8/23/91	2/20/92	5/1/92	10/21/92	12/10/92	1/13/93	2/11/93
Date Analyzed	6/10/91	6/27/91	6/28/91	8/23/91	2/21/92	5/4/92	10/21/92	12/11/92	1/13/93	2/15/93
Reporting Limit	0.5	0.5	0.5	0.5	0.5	0.5	0.5	0.5	0.5	0.5
Trichloroethylene	4.74	7.90	9.25	10.20	8.03	7.76	8.43	7.93	8.22	7.30
cis-1,2-Dichloroethylene	1.76	1.66	NA	2.45	1.89	1.83	1.75	1.85	1.87	2.31
trans-1,2-Dichloroethylene	NA	BRL	NA	BRL	BRL	BRL	BRL	BRL	BRL	BRL
1,1-Dichloroethylene	BRL	0.52	NA	0.56	BRL	0.56	BRL	BRL	BRL	BRL
Vinyl Chloride	BRL	BRL	NA	BRL	BRL	BRL	BRL	BRL	BRL	BRL
1,1-Dichloroethane	2.78	2.81	NA	3.59	2.73	2.64	1.89	1.83	1.87	2.20
Tetrachloroethylene	0.86	0.92	0.91	1.20	1.02	0.87	0.64	0.74	0.87	0.87
Benzene	1.27	1.40	1.53	1.54	1.21	1.31	1.12	1.04	1.01	1.12
Toluene	NA	BRL	NA	BRL	BRL	BRL	BRL	BRL	BRL	BRL
Ethylbenzene	0.69	0.58	NA	BRL	BRL	BRL	BRL	BRL	BRL	BRL
Total Xylenes	BRL	BRL	NA	BRL	BRL	BRL	BRL	BRL	BRL	0.56
Naphthalene	34.40	39.00	NA	24.50	28.50	23.50	32.00	39.20	42.80	39.20
Dichlorodifluoromethane	NA	BRL	NA	BRL	BRL	BRL	BRL	BRL	BRL	BRL
Chloromethane	NA	BRL	NA	BRL	BRL	BRL	BRL	BRL	BRL	BRL
Bromomethane	NA	BRL	NA	BRL	BRL	BRL	BRL	BRL	BRL	BRL
Chloroethane	NA	BRL	NA	BRL	BRL	BRL	BRL	BRL	BRL	BRL
Fluorotrichloromethane	NA	BRL	NA	BRL	BRL	BRL	BRL	BRL	BRL	BRL
Dichloromethane	NA	BRL	NA	BRL	BRL	BRL	BRL	BRL	BRL	BRL
2,2-Dichloropropane	NA	BRL	NA	BRL	BRL	BRL	BRL	BRL	BRL	BRL
Chloroform	NA	BRL	NA	BRL	BRL	BRL	BRL	BRL	BRL	BRL
Bromochloromethane	NA	BRL	NA	BRL	BRL	BRL	BRL	BRL	BRL	BRL
1,1,1-Trichloroethane	BRL	BRL	NA	BRL	BRL	BRL	BRL	BRL	BRL	BRL
1,1-Dichloropropene	NA	BRL	NA	BRL	BRL	BRL	BRL	BRL	BRL	BRL
Carbon Tetrachloride	BRL	BRL	NA	BRL	BRL	BRL	BRL	BRL	BRL	BRL
1,2-Dichloroethane	BRL	BRL	NA	BRL	BRL	BRL	BRL	BRL	BRL	BRL
1,2-Dichloropropane	NA	BRL	NA	BRL	BRL	BRL	BRL	BRL	BRL	BRL
Bromodichloromethane	NA	BRL	NA	BRL	BRL	BRL	BRL	BRL	BRL	BRL
Dibromomethane	NA	BRL	NA	BRL	BRL	BRL	BRL	BRL	BRL	BRL
1,3-Dichloropropene	NA	BRL	NA	BRL	BRL	BRL	BRL	BRL	BRL	BRL
1,1,2-Trichloroethane	NA	BRL	NA	BRL	BRL	BRL	BRL	BRL	BRL	BRL
1,3-Dichloropropane	NA	BRL	NA	BRL	BRL	BRL	BRL	BRL	BRL	BRL
Dibromochloromethane	NA	BRL	NA	BRL	BRL	BRL	BRL	BRL	BRL	BRL
Chlorobenzene	NA	BRL	NA	BRL	BRL	BRL	BRL	BRL	BRL	BRL
1,1,1,2-Tetrachloroethane	NA	BRL	NA	BRL	BRL	BRL	BRL	BRL	BRL	BRL
Styrene	NA	BRL	NA	BRL	BRL	BRL	BRL	BRL	BRL	BRL
Isopropylbenzene	NA	BRL	NA	BRL	BRL	BRL	BRL	BRL	BRL	BRL
Bromoform	NA	BRL	NA	BRL	BRL	BRL	BRL	BRL	BRL	BRL
1,1,2,2-Tetrachloroethane	NA	BRL	NA	BRL	BRL	BRL	BRL	BRL	BRL	BRL
1,2,3-Trichloropropane	NA	BRL	NA	BRL	BRL	BRL	BRL	BRL	BRL	BRL
n-Propylbenzene	NA	BRL	NA	BRL	BRL	BRL	BRL	BRL	BRL	BRL
Bromobenzene	NA	BRL	NA	BRL	BRL	BRL	BRL	BRL	BRL	BRL
1,3,5-Trimethylbenzene	NA	BRL	NA	BRL	BRL	BRL	BRL	BRL	BRL	BRL
o-Chlorotoluene	NA	BRL	NA	BRL	BRL	BRL	BRL	BRL	BRL	BRL
p-Chlorotoluene	NA	BRL	NA	BRL	BRL	BRL	BRL	BRL	BRL	BRL
tert-Butylbenzene	NA	BRL	NA	BRL	BRL	BRL	BRL	BRL	BRL	BRL
1,2,4-Trimethylbenzene	NA	BRL	NA	BRL	BRL	BRL	BRL	BRL	BRL	BRL
sec-Butylbenzene	NA	BRL	NA	BRL	BRL	BRL	BRL	BRL	BRL	BRL
p-Isopropyltoluene	NA	BRL	NA	BRL	BRL	BRL	BRL	BRL	BRL	BRL
m-Dichlorobenzene	NA	BRL	NA	BRL	BRL	BRL	BRL	BRL	BRL	BRL
p-Dichlorobenzene	BRL	BRL	NA	BRL	BRL	BRL	BRL	BRL	BRL	BRL
n-Butylbenzene	NA	BRL	NA	BRL	BRL	BRL	BRL	BRL	BRL	BRL
o-Dichlorobenzene	NA	BRL	NA	BRL	BRL	BRL	BRL	BRL	BRL	BRL
1,2,4-Trichlorobenzene	NA	BRL	NA	BRL	BRL	BRL	BRL	BRL	BRL	BRL
Hexachlorobutadiene	NA	BRL	NA	BRL	BRL	BRL	BRL	BRL	BRL	BRL
1,2,3-Trichlorobenzene	NA	BRL	NA	BRL	BRL	BRL	BRL	BRL	BRL	BRL

BRL = Below Reporting Limit

Table A-1. Groundwater Monitoring Data - Organics (ppb) - Water Supply (WW-Series) Wells

Well ID	WW-1A	WW-1A	WW-1A	WW-1A	WW-1A	WW-1A	WW-1A	WW-1A	WW-2	WW-2(CC)
Date Sampled	3/8/93	5/20/93	6/14/93	7/19/93	9/7/93	10/20/93	12/14/93	1/26/94	6/27/91	6/27/91
Time Sampled	16:05	05:35	17:54	15:45	15:45	14:05	14:45	10:40	15:43	15:43
Date Delivered	3/8/93	5/21/93	6/15/93	7/21/93	9/8/93	10/21/93	12/16/93	1/28/94	6/27/91	6/28/91
Date Analyzed	3/10/93	5/24/93	6/15/93	7/22/93	9/9/93	10/25/93	12/22/93	2/9/94	6/27/91	6/28/91
Reporting Limit	0.5	1	1	1	1	0.5	0.5	1	0.5	0.5
Trichloroethylene	7.96	7.00	7.63	6.93	7.30	7.25	6.83	6.39	BRL	BRL
cis-1,2-Dichloroethylene	1.97	1.60	1.74	1.64	1.70	1.74	1.59	1.52	BRL	NA
trans-1,2-Dichloroethylene	BRL	BRL	BRL	BRL	BRL	BRL	BRL	1.59	BRL	NA
1,1-Dichloroethylene	BRL	BRL	BRL	BRL	BRL	BRL	BRL	BRL	BRL	NA
Vinyl Chloride	BRL	BRL	BRL	BRL	BRL	BRL	BRL	BRL	BRL	NA
1,1-Dichloroethane	1.89	1.66	1.80	1.70	1.68	1.77	1.54	BRL	BRL	NA
Tetrachloroethylene	0.65	BRL	BRL	BRL	BRL	0.79	BRL	BRL	BRL	BRL
Benzene	BRL	1.00	BRL	BRL	BRL	0.86	1.00	0.88	BRL	BRL
Toluene	BRL	BRL	BRL	BRL	BRL	BRL	BRL	BRL	BRL	NA
Ethylbenzene	BRL	BRL	BRL	BRL	BRL	0.61	0.57	BRL	BRL	NA
Total Xylenes	BRL	BRL	BRL	BRL	BRL	BRL	BRL	BRL	BRL	NA
Naphthalene	43.70	38.50	42.20	39.80	45.00	44.40	46.80	35.70	BRL	NA
Dichlorodifluoromethane	BRL	BRL	BRL	BRL	BRL	BRL	BRL	BRL	BRL	NA
Chloromethane	BRL	BRL	BRL	BRL	BRL	BRL	BRL	BRL	BRL	NA
Bromomethane	BRL	BRL	BRL	BRL	BRL	BRL	BRL	BRL	BRL	NA
Chloroethane	BRL	BRL	BRL	BRL	BRL	BRL	BRL	BRL	BRL	NA
Fluorotrichloromethane	BRL	BRL	BRL	BRL	BRL	BRL	BRL	BRL	BRL	NA
Dichloromethane	BRL	BRL	BRL	BRL	BRL	BRL	BRL	BRL	BRL	NA
2,2-Dichloropropane	BRL	BRL	BRL	BRL	BRL	BRL	BRL	BRL	BRL	NA
Chloroform	BRL	BRL	BRL	BRL	BRL	BRL	BRL	BRL	BRL	NA
Bromochloromethane	BRL	BRL	BRL	BRL	BRL	BRL	BRL	BRL	BRL	NA
1,1,1-Trichloroethane	BRL	BRL	BRL	BRL	BRL	BRL	BRL	BRL	BRL	NA
1,1-Dichloropropene	BRL	BRL	BRL	BRL	BRL	BRL	BRL	BRL	BRL	NA
Carbon Tetrachloride	BRL	BRL	BRL	BRL	BRL	BRL	BRL	BRL	BRL	NA
1,2-Dichloroethane	BRL	BRL	BRL	BRL	BRL	BRL	BRL	BRL	BRL	NA
1,2-Dichloropropane	BRL	BRL	BRL	BRL	BRL	BRL	BRL	BRL	BRL	NA
Bromodichloromethane	BRL	BRL	BRL	BRL	BRL	BRL	BRL	BRL	BRL	NA
Dibromomethane	BRL	BRL	BRL	BRL	BRL	BRL	BRL	BRL	BRL	NA
1,3-Dichloropropene	BRL	BRL	BRL	BRL	BRL	BRL	BRL	BRL	BRL	NA
1,1,2-Trichloroethane	BRL	BRL	BRL	BRL	BRL	BRL	BRL	BRL	BRL	NA
1,3-Dichloropropane	BRL	BRL	BRL	BRL	BRL	BRL	BRL	BRL	BRL	NA
Dibromochloromethane	BRL	BRL	BRL	BRL	BRL	BRL	BRL	BRL	BRL	NA
Chlorobenzene	BRL	BRL	BRL	BRL	BRL	BRL	BRL	BRL	BRL	NA
1,1,1,2-Tetrachloroethane	BRL	BRL	BRL	BRL	BRL	BRL	BRL	BRL	BRL	NA
Styrene	BRL	BRL	BRL	BRL	BRL	BRL	BRL	BRL	BRL	NA
Isopropylbenzene	BRL	BRL	BRL	BRL	BRL	BRL	BRL	BRL	BRL	NA
Bromoform	BRL	BRL	BRL	BRL	BRL	BRL	BRL	BRL	BRL	NA
1,1,2,2-Tetrachloroethane	BRL	BRL	BRL	BRL	BRL	BRL	BRL	BRL	BRL	NA
1,2,3-Trichloropropane	BRL	BRL	BRL	BRL	BRL	BRL	BRL	BRL	BRL	NA
n-Propylbenzene	BRL	BRL	BRL	BRL	BRL	BRL	BRL	BRL	BRL	NA
Bromobenzene	BRL	BRL	BRL	BRL	BRL	BRL	BRL	BRL	BRL	NA
1,3,5-Trimethylbenzene	BRL	BRL	BRL	BRL	BRL	BRL	BRL	BRL	BRL	NA
o-Chlorotoluene	BRL	BRL	BRL	BRL	BRL	BRL	BRL	BRL	BRL	NA
p-Chlorotoluene	BRL	BRL	BRL	BRL	BRL	BRL	BRL	BRL	BRL	NA
tert-Butylbenzene	BRL	BRL	BRL	BRL	BRL	BRL	BRL	BRL	BRL	NA
1,2,4-Trimethylbenzene	BRL	BRL	BRL	BRL	BRL	BRL	BRL	BRL	BRL	NA
sec-Butylbenzene	BRL	BRL	BRL	BRL	BRL	BRL	BRL	BRL	BRL	NA
p-Isopropyltoluene	BRL	BRL	BRL	BRL	BRL	BRL	BRL	BRL	BRL	NA
m-Dichlorobenzene	BRL	BRL	BRL	BRL	BRL	BRL	BRL	BRL	BRL	NA
p-Dichlorobenzene	BRL	BRL	BRL	BRL	BRL	BRL	BRL	BRL	BRL	NA
n-Butylbenzene	BRL	BRL	BRL	BRL	BRL	BRL	BRL	BRL	BRL	NA
o-Dichlorobenzene	BRL	BRL	BRL	BRL	BRL	BRL	BRL	BRL	BRL	NA
1,2,4-Trichlorobenzene	BRL	BRL	BRL	BRL	BRL	BRL	BRL	BRL	BRL	NA
Hexachlorobutadiene	BRL	BRL	BRL	BRL	BRL	BRL	BRL	BRL	BRL	NA
1,2,3-Trichlorobenzene	BRL	BRL	BRL	BRL	BRL	BRL	BRL	BRL	BRL	NA

BRL = Below Reporting Limit

Table A-1. Groundwater Monitoring Data - Organics (ppb) - Water Supply (WW-Series) Wells

Well ID	WW-2	WW-2	WW-2	WW-2	WW-2	WW-2	WW-2	WW-2	WW-2	WW-2
Date Sampled	2/20/92	5/1/92	10/21/92	12/10/92	1/12/93	2/9/93	3/8/93	4/20/93	5/20/93	6/14/93
Time Sampled	10:00	09:35	11:50	12:45	09:41	11:44	11:10	16:26	10:15	18:20
Date Delivered	2/20/92	5/1/92	10/21/92	12/10/92	1/12/93	2/11/93	3/8/93	4/21/93	5/21/93	6/15/93
Date Analyzed	2/21/92	5/4/92	10/21/92	12/11/92	1/13/93	2/15/93	3/10/93	4/22/93	5/24/93	6/15/93
Reporting Limit	0.5	0.5	0.5	0.5	0.5	0.5	0.5	0.5	0.5	0.5
Trichloroethylene	BRL	BRL	BRL	BRL	BRL	BRL	BRL	BRL	BRL	BRL
cis-1,2-Dichloroethylene	NA	BRL	BRL	BRL	BRL	BRL	BRL	BRL	BRL	BRL
trans-1,2-Dichloroethylene	NA	BRL	BRL	BRL	BRL	BRL	BRL	BRL	BRL	BRL
1,1-Dichloroethylene	BRL	BRL	BRL	BRL	BRL	BRL	BRL	BRL	BRL	BRL
Vinyl Chloride	BRL	BRL	BRL	BRL	BRL	BRL	BRL	BRL	BRL	BRL
1,1-Dichloroethane	NA	BRL	1.43	BRL	BRL	BRL	BRL	BRL	BRL	BRL
Tetrachloroethylene	NA	BRL	BRL	BRL	BRL	BRL	BRL	BRL	BRL	BRL
Benzene	BRL	BRL	BRL	BRL	BRL	BRL	BRL	BRL	BRL	BRL
Toluene	NA	BRL	BRL	BRL	BRL	BRL	BRL	BRL	BRL	BRL
Ethylbenzene	NA	BRL	BRL	BRL	BRL	BRL	BRL	BRL	BRL	BRL
Total Xylenes	NA	BRL	BRL	BRL	BRL	BRL	BRL	BRL	BRL	BRL
Naphthalene	NA	BRL	BRL	BRL	BRL	BRL	BRL	BRL	BRL	BRL
Dichlorodifluoromethane	NA	BRL	BRL	BRL	BRL	BRL	BRL	BRL	BRL	BRL
Chloromethane	NA	BRL	BRL	BRL	BRL	BRL	BRL	BRL	BRL	BRL
Bromomethane	NA	BRL	BRL	BRL	BRL	BRL	BRL	BRL	BRL	BRL
Chloroethane	NA	BRL	BRL	BRL	BRL	BRL	BRL	BRL	BRL	BRL
Fluorotrichloromethane	NA	BRL	BRL	BRL	BRL	BRL	BRL	BRL	BRL	BRL
Dichloromethane	NA	BRL	BRL	BRL	BRL	BRL	BRL	BRL	BRL	BRL
2,2-Dichloropropane	NA	BRL	BRL	BRL	BRL	BRL	BRL	BRL	BRL	BRL
Chloroform	NA	BRL	BRL	BRL	BRL	BRL	BRL	BRL	BRL	BRL
Bromochloromethane	NA	BRL	BRL	BRL	BRL	BRL	BRL	BRL	BRL	BRL
1,1,1-Trichloroethane	BRL	BRL	BRL	BRL	BRL	BRL	BRL	BRL	BRL	BRL
1,1-Dichloropropene	BRL	BRL	BRL	BRL	BRL	BRL	BRL	BRL	BRL	BRL
Carbon Tetrachloride	BRL	BRL	BRL	BRL	BRL	BRL	BRL	BRL	BRL	BRL
1,2-Dichloroethane	BRL	BRL	BRL	BRL	BRL	BRL	BRL	BRL	BRL	BRL
1,2-Dichloropropane	BRL	BRL	BRL	BRL	BRL	BRL	BRL	BRL	BRL	BRL
Bromodichloromethane	NA	BRL	BRL	BRL	BRL	BRL	BRL	BRL	BRL	BRL
Dibromomethane	NA	BRL	BRL	BRL	BRL	BRL	BRL	BRL	BRL	BRL
1,3-Dichloropropene	NA	BRL	BRL	BRL	BRL	BRL	BRL	BRL	BRL	BRL
1,1,2-Trichloroethane	NA	BRL	BRL	BRL	BRL	BRL	BRL	BRL	BRL	BRL
1,3-Dichloropropane	NA	BRL	BRL	BRL	BRL	BRL	BRL	BRL	BRL	BRL
Dibromochloromethane	NA	BRL	BRL	BRL	BRL	BRL	BRL	BRL	BRL	BRL
Chlorobenzene	NA	BRL	BRL	BRL	BRL	BRL	BRL	BRL	BRL	BRL
1,1,1,2-Tetrachloroethane	NA	BRL	BRL	BRL	BRL	BRL	BRL	BRL	BRL	BRL
Styrene	NA	BRL	BRL	BRL	BRL	BRL	BRL	BRL	BRL	BRL
Isopropylbenzene	NA	BRL	BRL	BRL	BRL	BRL	BRL	BRL	BRL	BRL
Bromoform	NA	BRL	BRL	BRL	BRL	BRL	BRL	BRL	BRL	BRL
1,1,2,2-Tetrachloroethane	NA	BRL	BRL	BRL	BRL	BRL	BRL	BRL	BRL	BRL
1,2,3-Trichloropropane	NA	BRL	BRL	BRL	BRL	BRL	BRL	BRL	BRL	BRL
n-Propylbenzene	NA	BRL	BRL	BRL	BRL	BRL	BRL	BRL	BRL	BRL
Bromobenzene	NA	BRL	BRL	BRL	BRL	BRL	BRL	BRL	BRL	BRL
1,3,5-Trimethylbenzene	NA	BRL	BRL	BRL	BRL	BRL	BRL	BRL	BRL	BRL
o-Chlorotoluene	NA	BRL	BRL	BRL	BRL	BRL	BRL	BRL	BRL	BRL
p-Chlorotoluene	NA	BRL	BRL	BRL	BRL	BRL	BRL	BRL	BRL	BRL
tert-Butylbenzene	NA	BRL	BRL	BRL	BRL	BRL	BRL	BRL	BRL	BRL
1,2,4-Trimethylbenzene	NA	BRL	BRL	BRL	BRL	BRL	BRL	BRL	BRL	BRL
sec-Butylbenzene	NA	BRL	BRL	BRL	BRL	BRL	BRL	BRL	BRL	BRL
p-Isopropyltoluene	NA	BRL	BRL	BRL	BRL	BRL	BRL	BRL	BRL	BRL
m-Dichlorobenzene	NA	BRL	BRL	BRL	BRL	BRL	BRL	BRL	BRL	BRL
p-Dichlorobenzene	BRL	BRL	BRL	BRL	BRL	BRL	BRL	BRL	BRL	BRL
n-Butylbenzene	NA	BRL	BRL	BRL	BRL	BRL	BRL	BRL	BRL	BRL
o-Dichlorobenzene	NA	BRL	BRL	BRL	BRL	BRL	BRL	BRL	BRL	BRL
1,2,4-Trichlorobenzene	NA	BRL	BRL	BRL	BRL	BRL	BRL	BRL	BRL	BRL
Hexachlorobutadiene	NA	BRL	BRL	BRL	BRL	BRL	BRL	BRL	BRL	BRL
1,2,3-Trichlorobenzene	NA	BRL	BRL	BRL	BRL	BRL	BRL	BRL	BRL	BRL

BRL = Below Reporting Limit

Table A-1. Groundwater Monitoring Data - Organics (ppb) - Water Supply (WW-Series) Wells

Well ID	WW-2	WW-2	WW-2	WW-2	WW-2	WW-3	WW-3	WW-3	WW-3	WW-3
Date Sampled	7/19/93	9/7/93	10/20/93	12/14/93	1/24/94	8/22/91	5/1/92	10/21/92	12/10/92	1/12/93
Time Sampled	13:15	12:34	11:08	12:20	18:00	19:55	08:50	11:15	12:20	08:15
Date Delivered	7/21/93	9/8/93	10/21/93	12/16/93	1/28/94	8/23/91	5/1/92	10/21/92	12/10/92	1/12/93
Date Analyzed	7/22/93	9/9/93	10/25/93	12/21/93	2/2/94	8/23/91	5/4/92	10/21/92	12/11/92	1/13/93
Reporting Limit	0.5	0.5	0.5	0.5	0.5	0.5	0.5	0.5	0.5	0.5
Trichloroethylene	BRL	BRL	BRL	BRL	BRL	BRL	BRL	BRL	BRL	BRL
cis-1,2-Dichloroethylene	BRL	BRL	BRL	BRL	BRL	BRL	BRL	BRL	BRL	BRL
trans-1,2-Dichloroethylene	BRL	BRL	BRL	BRL	BRL	BRL	BRL	BRL	BRL	BRL
1,1-Dichloroethylene	BRL	BRL	BRL	BRL	BRL	BRL	BRL	BRL	BRL	BRL
Vinyl Chloride	BRL	BRL	BRL	BRL	BRL	BRL	BRL	BRL	BRL	BRL
1,1-Dichloroethane	BRL	BRL	BRL	BRL	BRL	BRL	BRL	BRL	BRL	BRL
Tetrachloroethylene	BRL	BRL	BRL	BRL	BRL	BRL	BRL	BRL	BRL	BRL
Benzene	BRL	BRL	BRL	BRL	BRL	BRL	BRL	BRL	BRL	BRL
Toluene	BRL	BRL	BRL	BRL	BRL	BRL	BRL	BRL	BRL	BRL
Ethylbenzene	BRL	BRL	BRL	BRL	BRL	BRL	BRL	BRL	BRL	BRL
Total Xylenes	BRL	BRL	BRL	BRL	BRL	BRL	BRL	BRL	BRL	BRL
Naphthalene	BRL	BRL	BRL	BRL	BRL	BRL	BRL	BRL	BRL	BRL
Dichlorodifluoromethane	BRL	BRL	BRL	BRL	BRL	BRL	BRL	BRL	BRL	BRL
Chloromethane	BRL	BRL	BRL	BRL	BRL	BRL	BRL	BRL	BRL	BRL
Bromomethane	BRL	BRL	BRL	BRL	BRL	BRL	BRL	BRL	BRL	BRL
Chloroethane	BRL	BRL	BRL	BRL	BRL	BRL	BRL	BRL	BRL	BRL
Fluorotrichloromethane	BRL	BRL	BRL	BRL	BRL	BRL	BRL	BRL	BRL	BRL
Dichloromethane	BRL	BRL	BRL	BRL	BRL	BRL	BRL	BRL	BRL	BRL
2,2-Dichloropropane	BRL	BRL	BRL	BRL	BRL	BRL	BRL	BRL	BRL	BRL
Chloroform	BRL	BRL	BRL	BRL	BRL	BRL	BRL	BRL	BRL	BRL
Bromochloromethane	BRL	BRL	BRL	BRL	BRL	BRL	BRL	BRL	BRL	BRL
1,1,1-Trichloroethane	BRL	BRL	BRL	BRL	BRL	BRL	BRL	BRL	BRL	BRL
1,1-Dichloropropene	BRL	BRL	BRL	BRL	BRL	BRL	BRL	BRL	BRL	BRL
Carbon Tetrachloride	BRL	BRL	BRL	BRL	BRL	BRL	BRL	BRL	BRL	BRL
1,2-Dichloroethane	BRL	BRL	BRL	BRL	BRL	BRL	BRL	BRL	BRL	BRL
1,2-Dichloropropane	BRL	BRL	BRL	BRL	BRL	BRL	BRL	BRL	BRL	BRL
Bromodichloromethane	BRL	BRL	BRL	BRL	BRL	BRL	BRL	BRL	BRL	BRL
Dibromomethane	BRL	BRL	BRL	BRL	BRL	BRL	BRL	BRL	BRL	BRL
1,3-Dichloropropene	BRL	BRL	BRL	BRL	BRL	BRL	BRL	BRL	BRL	BRL
1,1,2-Trichloroethane	BRL	BRL	BRL	BRL	BRL	BRL	BRL	BRL	BRL	BRL
1,3-Dichloropropane	BRL	BRL	BRL	BRL	BRL	BRL	BRL	BRL	BRL	BRL
Dibromochloromethane	BRL	BRL	BRL	BRL	BRL	BRL	BRL	BRL	BRL	BRL
Chlorobenzene	BRL	BRL	BRL	BRL	BRL	BRL	BRL	BRL	BRL	BRL
1,1,1,2-Tetrachloroethane	BRL	BRL	BRL	BRL	BRL	BRL	BRL	BRL	BRL	BRL
Styrene	BRL	BRL	BRL	BRL	BRL	BRL	BRL	BRL	BRL	BRL
Isopropylbenzene	BRL	BRL	BRL	BRL	BRL	BRL	BRL	BRL	BRL	BRL
Bromoform	BRL	BRL	BRL	BRL	BRL	BRL	BRL	BRL	BRL	BRL
1,1,2,2-Tetrachloroethane	BRL	BRL	BRL	BRL	BRL	BRL	BRL	BRL	BRL	BRL
1,2,3-Trichloropropane	BRL	BRL	BRL	BRL	BRL	BRL	BRL	BRL	BRL	BRL
n-Propylbenzene	BRL	BRL	BRL	BRL	BRL	BRL	BRL	BRL	BRL	BRL
Bromobenzene	BRL	BRL	BRL	BRL	BRL	BRL	BRL	BRL	BRL	BRL
1,3,5-Trimethylbenzene	BRL	BRL	BRL	BRL	BRL	BRL	BRL	BRL	BRL	BRL
o-Chlorotoluene	BRL	BRL	BRL	BRL	BRL	BRL	BRL	BRL	BRL	BRL
p-Chlorotoluene	BRL	BRL	BRL	BRL	BRL	BRL	BRL	BRL	BRL	BRL
tert-Butylbenzene	BRL	BRL	BRL	BRL	BRL	BRL	BRL	BRL	BRL	BRL
1,2,4-Trimethylbenzene	BRL	BRL	BRL	BRL	BRL	BRL	BRL	BRL	BRL	BRL
sec-Butylbenzene	BRL	BRL	BRL	BRL	BRL	BRL	BRL	BRL	BRL	BRL
p-Isopropyltoluene	BRL	BRL	BRL	BRL	BRL	BRL	BRL	BRL	BRL	BRL
m-Dichlorobenzene	BRL	BRL	BRL	BRL	BRL	BRL	BRL	BRL	BRL	BRL
p-Dichlorobenzene	BRL	BRL	BRL	BRL	BRL	BRL	BRL	BRL	BRL	BRL
n-Butylbenzene	BRL	BRL	BRL	BRL	BRL	BRL	BRL	BRL	BRL	BRL
o-Dichlorobenzene	BRL	BRL	BRL	BRL	BRL	BRL	BRL	BRL	BRL	BRL
1,2,4-Trichlorobenzene	BRL	BRL	BRL	BRL	BRL	BRL	BRL	BRL	BRL	BRL
Hexachlorobutadiene	BRL	BRL	BRL	BRL	BRL	BRL	BRL	BRL	BRL	BRL
1,2,3-Trichlorobenzene	BRL	BRL	BRL	BRL	BRL	BRL	BRL	BRL	BRL	BRL

BRL = Below Reporting Limit

Table A-1. Groundwater Monitoring Data - Organics (ppb) - Water Supply (WW-Series) Wells

Well ID	WW-3	WW-3	WW-3	WW-3	WW-3	WW-3	WW-3	WW-3	WW-3	WW-3
Date Sampled	2/9/93	3/8/93	4/20/93	5/20/93	6/14/93	7/19/93	9/7/93	10/20/93	12/14/93	1/24/94
Time Sampled	11:15	10:48	15:05	09:38	15:00	12:45	12:04	10:40	11:55	15:10
Date Delivered	2/11/93	3/8/93	4/21/93	5/21/93	6/15/93	7/21/93	9/8/93	10/21/93	12/16/93	1/28/94
Date Analyzed	2/15/93	3/10/93	4/22/93	5/24/93	6/29/93	7/22/93	9/9/93	10/25/93	12/21/93	2/1/94
Reporting Limit	0.5	0.5	0.5	0.5	0.5	0.5	0.5	0.5	0.5	0.5
Trichloroethylene	BRL	BRL	BRL	BRL	BRL	BRL	BRL	BRL	BRL	BRL
cis-1,2-Dichloroethylene	BRL	BRL	BRL	BRL	BRL	BRL	BRL	BRL	BRL	BRL
trans-1,2-Dichloroethylene	BRL	BRL	BRL	BRL	BRL	BRL	BRL	BRL	BRL	BRL
1,1-Dichloroethylene	BRL	BRL	BRL	BRL	BRL	BRL	BRL	BRL	BRL	BRL
Vinyl Chloride	BRL	BRL	BRL	BRL	BRL	BRL	BRL	BRL	BRL	BRL
1,1-Dichloroethane	BRL	BRL	BRL	BRL	BRL	BRL	BRL	BRL	BRL	BRL
Tetrachloroethylene	BRL	BRL	BRL	BRL	BRL	BRL	BRL	BRL	BRL	BRL
Benzene	BRL	BRL	BRL	BRL	BRL	BRL	BRL	BRL	BRL	BRL
Toluene	BRL	BRL	BRL	BRL	BRL	BRL	BRL	BRL	BRL	BRL
Ethylbenzene	BRL	BRL	BRL	BRL	BRL	BRL	BRL	BRL	BRL	BRL
Total Xylenes	BRL	BRL	BRL	BRL	BRL	BRL	BRL	BRL	BRL	BRL
Naphthalene	BRL	BRL	BRL	BRL	BRL	BRL	BRL	BRL	BRL	BRL
Dichlorodifluoromethane	BRL	BRL	BRL	BRL	BRL	BRL	BRL	BRL	BRL	BRL
Chloromethane	BRL	BRL	BRL	BRL	BRL	BRL	BRL	BRL	BRL	BRL
Bromomethane	BRL	BRL	BRL	BRL	BRL	BRL	BRL	BRL	BRL	BRL
Chloroethane	BRL	BRL	BRL	BRL	BRL	BRL	BRL	BRL	BRL	BRL
Fluorotrichloromethane	BRL	BRL	BRL	BRL	BRL	BRL	BRL	BRL	BRL	BRL
Dichloromethane	BRL	BRL	BRL	BRL	BRL	BRL	BRL	BRL	BRL	BRL
2,2-Dichloropropane	BRL	BRL	BRL	BRL	BRL	BRL	BRL	BRL	BRL	BRL
Chloroform	BRL	BRL	BRL	BRL	BRL	BRL	BRL	BRL	BRL	BRL
Bromochloromethane	BRL	BRL	BRL	BRL	BRL	BRL	BRL	BRL	BRL	BRL
1,1,1-Trichloroethane	BRL	BRL	BRL	BRL	BRL	BRL	BRL	BRL	BRL	BRL
1,1-Dichloropropene	BRL	BRL	BRL	BRL	BRL	BRL	BRL	BRL	BRL	BRL
Carbon Tetrachloride	BRL	BRL	BRL	BRL	BRL	BRL	BRL	BRL	BRL	BRL
1,2-Dichloroethane	BRL	BRL	BRL	BRL	BRL	BRL	BRL	BRL	BRL	BRL
1,2-Dichloropropane	BRL	BRL	BRL	BRL	BRL	BRL	BRL	BRL	BRL	BRL
Bromodichloromethane	BRL	BRL	BRL	BRL	BRL	BRL	BRL	BRL	BRL	BRL
Dibromomethane	BRL	BRL	BRL	BRL	BRL	BRL	BRL	BRL	BRL	BRL
1,3-Dichloropropene	BRL	BRL	BRL	BRL	BRL	BRL	BRL	BRL	BRL	BRL
1,1,2-Trichloroethane	BRL	BRL	BRL	BRL	BRL	BRL	BRL	BRL	BRL	BRL
1,3-Dichloropropane	BRL	BRL	BRL	BRL	BRL	BRL	BRL	BRL	BRL	BRL
Dibromochloromethane	BRL	BRL	BRL	BRL	BRL	BRL	BRL	BRL	BRL	BRL
Chlorobenzene	BRL	BRL	BRL	BRL	BRL	BRL	BRL	BRL	BRL	BRL
1,1,1,2-Tetrachloroethane	BRL	BRL	BRL	BRL	BRL	BRL	BRL	BRL	BRL	BRL
Styrene	BRL	BRL	BRL	BRL	BRL	BRL	BRL	BRL	BRL	BRL
Isopropylbenzene	BRL	BRL	BRL	BRL	BRL	BRL	BRL	BRL	BRL	BRL
Bromoform	BRL	BRL	BRL	BRL	BRL	BRL	BRL	BRL	BRL	BRL
1,1,2,2-Tetrachloroethane	BRL	BRL	BRL	BRL	BRL	BRL	BRL	BRL	BRL	BRL
1,2,3-Trichloropropane	BRL	BRL	BRL	BRL	BRL	BRL	BRL	BRL	BRL	BRL
n-Propylbenzene	BRL	BRL	BRL	BRL	BRL	BRL	BRL	BRL	BRL	BRL
Bromobenzene	BRL	BRL	BRL	BRL	BRL	BRL	BRL	BRL	BRL	BRL
1,3,5-Trimethylbenzene	BRL	BRL	BRL	BRL	BRL	BRL	BRL	BRL	BRL	BRL
o-Chlorotoluene	BRL	BRL	BRL	BRL	BRL	BRL	BRL	BRL	BRL	BRL
p-Chlorotoluene	BRL	BRL	BRL	BRL	BRL	BRL	BRL	BRL	BRL	BRL
tert-Butylbenzene	BRL	BRL	BRL	BRL	BRL	BRL	BRL	BRL	BRL	BRL
1,2,4-Trimethylbenzene	BRL	BRL	BRL	BRL	BRL	BRL	BRL	BRL	BRL	BRL
sec-Butylbenzene	BRL	BRL	BRL	BRL	BRL	BRL	BRL	BRL	BRL	BRL
p-Isopropyltoluene	BRL	BRL	BRL	BRL	BRL	BRL	BRL	BRL	BRL	BRL
m-Dichlorobenzene	BRL	BRL	BRL	BRL	BRL	BRL	BRL	BRL	BRL	BRL
p-Dichlorobenzene	BRL	BRL	BRL	BRL	BRL	BRL	BRL	BRL	BRL	BRL
n-Butylbenzene	BRL	BRL	BRL	BRL	BRL	BRL	BRL	BRL	BRL	BRL
o-Dichlorobenzene	BRL	BRL	BRL	BRL	BRL	BRL	BRL	BRL	BRL	BRL
1,2,4-Trichlorobenzene	BRL	BRL	BRL	BRL	BRL	BRL	BRL	BRL	BRL	BRL
Hexachlorobutadiene	BRL	BRL	BRL	BRL	BRL	BRL	BRL	BRL	BRL	BRL
1,2,3-Trichlorobenzene	BRL	BRL	BRL	BRL	BRL	BRL	BRL	BRL	BRL	BRL

BRL = Below Reporting Limit

Table A-1. Groundwater Monitoring Data - Organics (ppb) - Water Supply (WW-Series) Wells

Well ID	WW-4A	WW-4A(CC)	WW-4A	WW-4A	WW-4A	WW-4A	WW-4A	WW-4A	WW-4A	WW-4A
Date Sampled	6/27/91	6/27/91	8/2/91	2/20/92	5/1/92	10/21/92	12/10/92	1/12/93	2/9/93	3/8/93
Time Sampled	14:54	14:54	08:35	17:25	14:55	15:35	14:51	15:10	14:20	15:36
Date Delivered	6/27/91	6/28/91	8/2/91	2/20/92	5/1/92	10/21/92	12/10/92	1/12/93	2/11/93	3/8/93
Date Analyzed	6/27/91	6/28/91	8/2/91	2/21/92	5/4/92	10/21/92	12/11/92	1/13/93	2/15/93	3/10/93
Reporting Limit	0.5	0.5	0.5	0.5	0.5	0.5	0.5	0.5	0.5	0.5
Trichloroethylene	4.44	4.63	1.48	3.84	3.53	2.98	3.20	2.84	2.57	2.56
cis-1,2-Dichloroethylene	BRL	NA	0.83	BRL	BRL	BRL	BRL	BRL	BRL	BRL
trans-1,2-Dichloroethylene	BRL	NA	BRL	BRL	BRL	BRL	BRL	BRL	BRL	BRL
1,1-Dichloroethylene	BRL	NA	BRL	BRL	BRL	BRL	BRL	BRL	BRL	BRL
Vinyl Chloride	BRL	NA	BRL	BRL	BRL	BRL	BRL	BRL	BRL	BRL
1,1-Dichloroethane	BRL	NA	BRL	BRL	BRL	BRL	BRL	BRL	BRL	BRL
Tetrachloroethylene	BRL	BRL	BRL	BRL	BRL	BRL	BRL	BRL	BRL	BRL
Benzene	BRL	BRL	BRL	BRL	BRL	BRL	BRL	BRL	BRL	BRL
Toluene	BRL	NA	BRL	BRL	BRL	BRL	BRL	BRL	BRL	BRL
Ethylbenzene	BRL	NA	BRL	BRL	BRL	BRL	BRL	BRL	BRL	BRL
Total Xylenes	BRL	NA	BRL	BRL	BRL	BRL	BRL	BRL	BRL	BRL
Naphthalene	BRL	NA	BRL	BRL	BRL	BRL	BRL	BRL	BRL	BRL
Dichlorodifluoromethane	BRL	NA	BRL	BRL	BRL	BRL	BRL	BRL	BRL	BRL
Chloromethane	BRL	NA	BRL	BRL	BRL	BRL	BRL	BRL	BRL	BRL
Bromomethane	BRL	NA	BRL	BRL	BRL	BRL	BRL	BRL	BRL	BRL
Chloroethane	BRL	NA	BRL	BRL	BRL	BRL	BRL	BRL	BRL	BRL
Fluorotrichloromethane	BRL	NA	BRL	BRL	BRL	BRL	BRL	BRL	BRL	BRL
Dichloromethane	BRL	NA	BRL	BRL	BRL	BRL	BRL	BRL	BRL	BRL
2,2-Dichloropropane	BRL	NA	BRL	BRL	BRL	BRL	BRL	BRL	BRL	BRL
Chloroform	BRL	NA	BRL	BRL	BRL	BRL	BRL	BRL	BRL	BRL
Bromochloromethane	BRL	NA	BRL	BRL	BRL	BRL	BRL	BRL	BRL	BRL
1,1,1-Trichloroethane	BRL	NA	BRL	BRL	BRL	BRL	BRL	BRL	BRL	BRL
1,1-Dichloropropene	BRL	NA	BRL	BRL	BRL	BRL	BRL	BRL	BRL	BRL
Carbon Tetrachloride	BRL	NA	BRL	BRL	BRL	BRL	BRL	BRL	BRL	BRL
1,2-Dichloroethane	BRL	NA	BRL	BRL	BRL	BRL	BRL	BRL	BRL	BRL
1,2-Dichloropropane	BRL	NA	BRL	BRL	BRL	BRL	BRL	BRL	BRL	BRL
Bromodichloromethane	BRL	NA	BRL	BRL	BRL	BRL	BRL	BRL	BRL	BRL
Dibromomethane	BRL	NA	BRL	BRL	BRL	BRL	BRL	BRL	BRL	BRL
1,3-Dichloropropene	BRL	NA	BRL	BRL	BRL	BRL	BRL	BRL	BRL	BRL
1,1,2-Trichloroethane	BRL	NA	BRL	BRL	BRL	BRL	BRL	BRL	BRL	BRL
1,3-Dichloropropane	BRL	NA	BRL	BRL	BRL	BRL	BRL	BRL	BRL	BRL
Dibromochloromethane	BRL	NA	BRL	BRL	BRL	BRL	BRL	BRL	BRL	BRL
Chlorobenzene	BRL	NA	BRL	BRL	BRL	BRL	BRL	BRL	BRL	BRL
1,1,1,2-Tetrachloroethane	BRL	NA	BRL	BRL	BRL	BRL	BRL	BRL	BRL	BRL
Styrene	BRL	NA	BRL	BRL	BRL	BRL	BRL	BRL	BRL	BRL
Isopropylbenzene	BRL	NA	BRL	BRL	BRL	BRL	BRL	BRL	BRL	BRL
Bromoform	BRL	NA	BRL	BRL	BRL	BRL	BRL	BRL	BRL	BRL
1,1,2,2-Tetrachloroethane	BRL	NA	BRL	BRL	BRL	BRL	BRL	BRL	BRL	BRL
1,2,3-Trichloropropane	BRL	NA	BRL	BRL	BRL	BRL	BRL	BRL	BRL	BRL
n-Propylbenzene	BRL	NA	BRL	BRL	BRL	BRL	BRL	BRL	BRL	BRL
Bromobenzene	BRL	NA	BRL	BRL	BRL	BRL	BRL	BRL	BRL	BRL
1,3,5-Trimethylbenzene	BRL	NA	BRL	BRL	BRL	BRL	BRL	BRL	BRL	BRL
o-Chlorotoluene	BRL	NA	BRL	BRL	BRL	BRL	BRL	BRL	BRL	BRL
p-Chlorotoluene	BRL	NA	BRL	BRL	BRL	BRL	BRL	BRL	BRL	BRL
tert-Butylbenzene	BRL	NA	BRL	BRL	BRL	BRL	BRL	BRL	BRL	BRL
1,2,4-Trimethylbenzene	BRL	NA	BRL	BRL	BRL	BRL	BRL	BRL	BRL	BRL
sec-Butylbenzene	BRL	NA	BRL	BRL	BRL	BRL	BRL	BRL	BRL	BRL
p-Isopropyltoluene	BRL	NA	BRL	BRL	BRL	BRL	BRL	BRL	BRL	BRL
m-Dichlorobenzene	BRL	NA	BRL	BRL	BRL	BRL	BRL	BRL	BRL	BRL
p-Dichlorobenzene	BRL	NA	BRL	BRL	BRL	BRL	BRL	BRL	BRL	BRL
n-Butylbenzene	BRL	NA	BRL	BRL	BRL	BRL	BRL	BRL	BRL	BRL
o-Dichlorobenzene	BRL	NA	BRL	BRL	BRL	BRL	BRL	BRL	BRL	BRL
1,2,4-Trichlorobenzene	BRL	NA	BRL	BRL	BRL	BRL	BRL	BRL	BRL	BRL
Hexachlorobutadiene	BRL	NA	BRL	BRL	BRL	BRL	BRL	BRL	BRL	BRL
1,2,3-Trichlorobenzene	BRL	NA	BRL	BRL	BRL	BRL	BRL	BRL	BRL	BRL

BRL = Below Reporting Limit

Table A-1. Groundwater Monitoring Data - Organics (ppb) - Water Supply (WW-Series) Wells

Well ID	WW-4A	WW-4A	WW-4A	WW-4A	WW-4A	WW-4A	WW-4A	WW-4A	WW-5A	WW-5A
Date Sampled	4/21/93	5/20/93	6/14/93	7/19/93	9/7/93	10/20/93	12/14/93	1/26/94	7/2/91	7/12/91
Time Sampled	10:15	15:20	18:03	15:30	15:05	13:52	14:10	09:35		09:32
Date Delivered	4/21/93	5/21/93	6/15/93	7/21/93	9/8/93	10/21/93	12/16/93	1/28/94	7/2/91	7/12/91
Date Analyzed	4/22/93	5/24/93	6/15/93	7/22/93	9/9/93	10/25/93	12/22/93	2/4/94	7/3/91	7/15/91
Reporting Limit	0.5	0.5	0.5	1	1	0.5	0.5	0.5	0.5	0.5
Trichloroethylene	2.78	2.56	3.31	3.15	3.90	3.94	4.99	5.29	124.00	105.00
cis-1,2-Dichloroethylene	BRL	BRL	BRL	BRL	BRL	BRL	BRL	BRL	3.40	2.00
trans-1,2-Dichloroethylene	BRL	BRL	BRL	BRL	BRL	BRL	BRL	BRL	BRL	BRL
1,1-Dichloroethylene	BRL	BRL	BRL	BRL	BRL	BRL	BRL	BRL	BRL	BRL
Vinyl Chloride	BRL	BRL	BRL	BRL	BRL	BRL	BRL	BRL	BRL	BRL
1,1-Dichloroethane	BRL	BRL	BRL	BRL	BRL	BRL	BRL	BRL	BRL	BRL
Tetrachloroethylene	BRL	BRL	BRL	BRL	BRL	BRL	BRL	BRL	BRL	BRL
Benzene	BRL	BRL	BRL	BRL	BRL	BRL	BRL	BRL	BRL	BRL
Toluene	BRL	BRL	BRL	BRL	BRL	BRL	BRL	BRL	BRL	BRL
Ethylbenzene	BRL	BRL	BRL	BRL	BRL	BRL	BRL	BRL	BRL	BRL
Total Xylenes	BRL	BRL	BRL	BRL	BRL	BRL	BRL	BRL	BRL	BRL
Naphthalene	BRL	BRL	BRL	BRL	BRL	BRL	BRL	BRL	BRL	BRL
Dichlorodifluoromethane	BRL	BRL	BRL	BRL	BRL	BRL	BRL	BRL	BRL	BRL
Chloromethane	BRL	BRL	BRL	BRL	BRL	BRL	BRL	BRL	BRL	BRL
Bromomethane	BRL	BRL	BRL	BRL	BRL	BRL	BRL	BRL	BRL	BRL
Chloroethane	BRL	BRL	BRL	BRL	BRL	BRL	BRL	BRL	BRL	BRL
Fluorotrichloromethane	BRL	BRL	BRL	BRL	BRL	BRL	BRL	BRL	BRL	BRL
Dichloromethane	BRL	BRL	BRL	BRL	BRL	BRL	BRL	BRL	BRL	BRL
2,2-Dichloropropane	BRL	BRL	BRL	BRL	BRL	BRL	BRL	BRL	BRL	BRL
Chloroform	BRL	BRL	BRL	BRL	BRL	BRL	BRL	BRL	2.60	8.00
Bromochloromethane	BRL	BRL	BRL	BRL	BRL	BRL	BRL	BRL	BRL	BRL
1,1,1-Trichloroethane	BRL	BRL	BRL	BRL	BRL	BRL	BRL	BRL	BRL	BRL
1,1-Dichloropropene	BRL	BRL	BRL	BRL	BRL	BRL	BRL	BRL	BRL	BRL
Carbon Tetrachloride	BRL	BRL	BRL	BRL	BRL	BRL	BRL	BRL	BRL	BRL
1,2-Dichloroethane	BRL	BRL	BRL	BRL	BRL	BRL	BRL	BRL	BRL	BRL
1,2-Dichloropropane	BRL	BRL	BRL	BRL	BRL	BRL	BRL	BRL	BRL	BRL
Bromodichloromethane	BRL	BRL	BRL	BRL	BRL	BRL	BRL	BRL	BRL	BRL
Dibromomethane	BRL	BRL	BRL	BRL	BRL	BRL	BRL	BRL	BRL	BRL
1,3-Dichloropropene	BRL	BRL	BRL	BRL	BRL	BRL	BRL	BRL	BRL	BRL
1,1,2-Trichloroethane	BRL	BRL	BRL	BRL	BRL	BRL	BRL	BRL	BRL	BRL
1,3-Dichloropropane	BRL	BRL	BRL	BRL	BRL	BRL	BRL	BRL	BRL	BRL
Dibromochloromethane	BRL	BRL	BRL	BRL	BRL	BRL	BRL	BRL	BRL	BRL
Chlorobenzene	BRL	BRL	BRL	BRL	BRL	BRL	BRL	BRL	BRL	BRL
1,1,1,2-Tetrachloroethane	BRL	BRL	BRL	BRL	BRL	BRL	BRL	BRL	BRL	BRL
Styrene	BRL	BRL	BRL	BRL	BRL	BRL	BRL	BRL	BRL	BRL
Isopropylbenzene	BRL	BRL	BRL	BRL	BRL	BRL	BRL	BRL	BRL	BRL
Bromoform	BRL	BRL	BRL	BRL	BRL	BRL	BRL	BRL	BRL	BRL
1,1,2,2-Tetrachloroethane	BRL	BRL	BRL	BRL	BRL	BRL	BRL	BRL	BRL	BRL
1,2,3-Trichloropropane	BRL	BRL	BRL	BRL	BRL	BRL	BRL	BRL	BRL	BRL
n-Propylbenzene	BRL	BRL	BRL	BRL	BRL	BRL	BRL	BRL	BRL	BRL
Bromobenzene	BRL	BRL	BRL	BRL	BRL	BRL	BRL	BRL	BRL	BRL
1,3,5-Trimethylbenzene	BRL	BRL	BRL	BRL	BRL	BRL	BRL	BRL	BRL	BRL
o-Chlorotoluene	BRL	BRL	BRL	BRL	BRL	BRL	BRL	BRL	BRL	BRL
p-Chlorotoluene	BRL	BRL	BRL	BRL	BRL	BRL	BRL	BRL	BRL	BRL
tert-Butylbenzene	BRL	BRL	BRL	BRL	BRL	BRL	BRL	BRL	BRL	BRL
1,2,4-Trimethylbenzene	BRL	BRL	BRL	BRL	BRL	BRL	BRL	BRL	BRL	BRL
sec-Butylbenzene	BRL	BRL	BRL	BRL	BRL	BRL	BRL	BRL	BRL	BRL
p-Isopropyltoluene	BRL	BRL	BRL	BRL	BRL	BRL	BRL	BRL	BRL	BRL
m-Dichlorobenzene	BRL	BRL	BRL	BRL	BRL	BRL	BRL	BRL	BRL	BRL
p-Dichlorobenzene	BRL	BRL	BRL	BRL	BRL	BRL	BRL	BRL	BRL	BRL
n-Butylbenzene	BRL	BRL	BRL	BRL	BRL	BRL	BRL	BRL	BRL	BRL
o-Dichlorobenzene	BRL	BRL	BRL	BRL	BRL	BRL	BRL	BRL	BRL	BRL
1,2,4-Trichlorobenzene	BRL	BRL	BRL	BRL	BRL	BRL	BRL	BRL	BRL	BRL
Hexachlorobutadiene	BRL	BRL	BRL	BRL	BRL	BRL	BRL	BRL	BRL	BRL
1,2,3-Trichlorobenzene	BRL	BRL	BRL	BRL	BRL	BRL	BRL	BRL	BRL	BRL

BRL = Below Reporting Limit

Table A-1. Groundwater Monitoring Data - Organics (ppb) - Water Supply (WW-Series) Wells

Well ID	WW-5A	WW-5A	WW-5A	WW-5A	WW-5A	WW-5A	WW-5A	WW-5A	WW-5A	WW-5A
Date Sampled	8/23/91	10/21/92	12/10/92	1/13/93	2/9/93	3/9/93	4/21/93	5/20/93	6/14/93	7/19/93
Time Sampled	07:23	16:40	16:01	10:56	16:17	15:50	11:40	16:05	18:20	16:12
Date Delivered	8/23/91	10/21/92	12/10/92	1/13/93	2/11/93	3/9/93	4/21/93	5/21/93	6/15/93	7/21/93
Date Analyzed	8/23/91	10/21/92	12/11/92	1/13/93	2/15/93	3/11/93	4/22/93	5/24/93	6/15/93	7/22/93
Reporting Limit	0.5	0.5	0.5	0.5	0.5	0.5	1	1	1	1
Trichloroethylene	13.10	40.40	38.10	34.00	32.70	30.40	31.60	29.20	30.00	29.30
cis-1,2-Dichloroethylene	BRL	0.71	0.86	0.96	1.04	0.70	BRL	BRL	BRL	1.00
trans-1,2-Dichloroethylene	BRL	BRL	BRL	BRL	BRL	BRL	BRL	BRL	BRL	BRL
1,1-Dichloroethylene	BRL	BRL	BRL	BRL	0.52	BRL	BRL	BRL	BRL	BRL
Vinyl Chloride	BRL	BRL	BRL	BRL	BRL	BRL	BRL	BRL	BRL	BRL
1,1-Dichloroethane	BRL	BRL	BRL	BRL	BRL	BRL	BRL	BRL	BRL	BRL
Tetrachloroethylene	BRL	BRL	BRL	BRL	BRL	BRL	BRL	BRL	BRL	BRL
Benzene	BRL	BRL	BRL	BRL	BRL	BRL	BRL	BRL	BRL	BRL
Toluene	BRL	BRL	BRL	BRL	BRL	BRL	BRL	BRL	BRL	BRL
Ethylbenzene	BRL	BRL	BRL	BRL	BRL	BRL	BRL	BRL	BRL	BRL
Total Xylenes	BRL	BRL	BRL	BRL	BRL	BRL	BRL	BRL	BRL	BRL
Naphthalene	BRL	BRL	BRL	BRL	BRL	BRL	BRL	BRL	BRL	BRL
Dichlorodifluoromethane	BRL	BRL	BRL	BRL	BRL	BRL	BRL	BRL	BRL	BRL
Chloromethane	BRL	BRL	BRL	BRL	BRL	BRL	BRL	BRL	BRL	BRL
Bromomethane	BRL	BRL	BRL	BRL	BRL	BRL	BRL	BRL	BRL	BRL
Chloroethane	BRL	BRL	BRL	BRL	BRL	BRL	BRL	BRL	BRL	BRL
Fluorotrichloromethane	BRL	BRL	BRL	BRL	BRL	BRL	BRL	BRL	BRL	BRL
Dichloromethane	BRL	BRL	BRL	BRL	BRL	BRL	BRL	BRL	BRL	BRL
2,2-Dichloropropane	BRL	BRL	BRL	BRL	BRL	BRL	BRL	BRL	BRL	BRL
Chloroform	0.73	BRL	BRL	BRL	BRL	BRL	BRL	BRL	BRL	BRL
Bromochloromethane	BRL	BRL	BRL	BRL	BRL	BRL	BRL	BRL	BRL	BRL
1,1,1-Trichloroethane	BRL	BRL	BRL	BRL	BRL	BRL	BRL	BRL	BRL	BRL
1,1-Dichloropropene	BRL	BRL	BRL	BRL	BRL	BRL	BRL	BRL	BRL	BRL
Carbon Tetrachloride	BRL	BRL	BRL	BRL	BRL	BRL	BRL	BRL	BRL	BRL
1,2-Dichloroethane	BRL	BRL	BRL	BRL	BRL	BRL	BRL	BRL	BRL	BRL
1,2-Dichloropropane	BRL	BRL	BRL	BRL	BRL	BRL	BRL	BRL	BRL	BRL
Bromodichloromethane	BRL	BRL	BRL	BRL	BRL	BRL	BRL	BRL	BRL	BRL
Dibromomethane	BRL	BRL	BRL	BRL	BRL	BRL	BRL	BRL	BRL	BRL
1,3-Dichloropropene	BRL	BRL	BRL	BRL	BRL	BRL	BRL	BRL	BRL	BRL
1,1,2-Trichloroethane	BRL	BRL	BRL	BRL	BRL	BRL	BRL	BRL	BRL	BRL
1,3-Dichloropropane	BRL	BRL	BRL	BRL	BRL	BRL	BRL	BRL	BRL	BRL
Dibromochloromethane	BRL	BRL	BRL	BRL	BRL	BRL	BRL	BRL	BRL	BRL
Chlorobenzene	BRL	BRL	BRL	BRL	BRL	BRL	BRL	BRL	BRL	BRL
1,1,1,2-Tetrachloroethane	BRL	BRL	BRL	BRL	BRL	BRL	BRL	BRL	BRL	BRL
Styrene	BRL	BRL	BRL	BRL	BRL	BRL	BRL	BRL	BRL	BRL
Isopropylbenzene	BRL	BRL	BRL	BRL	BRL	BRL	BRL	BRL	BRL	BRL
Bromoform	BRL	BRL	BRL	BRL	BRL	BRL	BRL	BRL	BRL	BRL
1,1,2,2-Tetrachloroethane	BRL	BRL	BRL	BRL	BRL	BRL	BRL	BRL	BRL	BRL
1,2,3-Trichloropropane	BRL	BRL	BRL	BRL	BRL	BRL	BRL	BRL	BRL	BRL
n-Propylbenzene	BRL	BRL	BRL	BRL	BRL	BRL	BRL	BRL	BRL	BRL
Bromobenzene	BRL	BRL	BRL	BRL	BRL	BRL	BRL	BRL	BRL	BRL
1,3,5-Trimethylbenzene	BRL	BRL	BRL	BRL	BRL	BRL	BRL	BRL	BRL	BRL
o-Chlorotoluene	BRL	BRL	BRL	BRL	BRL	BRL	BRL	BRL	BRL	BRL
p-Chlorotoluene	BRL	BRL	BRL	BRL	BRL	BRL	BRL	BRL	BRL	BRL
tert-Butylbenzene	BRL	BRL	BRL	BRL	BRL	BRL	BRL	BRL	BRL	BRL
1,2,4-Trimethylbenzene	BRL	BRL	BRL	BRL	BRL	BRL	BRL	BRL	BRL	BRL
sec-Butylbenzene	BRL	BRL	BRL	BRL	BRL	BRL	BRL	BRL	BRL	BRL
p-Isopropyltoluene	BRL	BRL	BRL	BRL	BRL	BRL	BRL	BRL	BRL	BRL
m-Dichlorobenzene	BRL	BRL	BRL	BRL	BRL	BRL	BRL	BRL	BRL	BRL
p-Dichlorobenzene	BRL	BRL	BRL	BRL	BRL	BRL	BRL	BRL	BRL	BRL
n-Butylbenzene	BRL	BRL	BRL	BRL	BRL	BRL	BRL	BRL	BRL	BRL
o-Dichlorobenzene	BRL	BRL	BRL	BRL	BRL	BRL	BRL	BRL	BRL	BRL
1,2,4-Trichlorobenzene	BRL	BRL	BRL	BRL	BRL	BRL	BRL	BRL	BRL	BRL
Hexachlorobutadiene	BRL	BRL	BRL	BRL	BRL	BRL	BRL	BRL	BRL	BRL
1,2,3-Trichlorobenzene	BRL	BRL	BRL	BRL	BRL	BRL	BRL	BRL	BRL	BRL

BRL = Below Reporting Limit

Table A-1. Groundwater Monitoring Data - Organics (ppb) - Water Supply (WW-Series) Wells

Well ID	WW-5A	WW-5A	WW-5A	WW-5A	WW-6	WW-6	WW-6	WW-6	WW-6	WW-6
Date Sampled	9/7/93	10/20/93	12/14/93	1/26/94	7/12/91	2/21/92	5/1/92	10/21/92	10/29/92	12/10/92
Time Sampled	16:00	14:30	14:55	11:20	08:20	13:55	13:47	15:15	12:58	14:32
Date Delivered	9/8/93	10/21/93	12/16/93	1/28/94	7/12/91	2/21/92	5/1/92	10/21/92	10/30/92	12/10/92
Date Analyzed	9/9/93	10/25/93	12/22/93	2/10/94	7/15/91	2/21/92	5/4/92	10/21/92	10/30/92	12/11/92
Reporting Limit	2	1	1	1	0.5	0.5	0.5	0.5	0.5	0.5
Trichloroethylene	33.00	29.80	30.10	31.80	BRL	3.29	12.60	19.50	17.80	18.40
cis-1,2-Dichloroethylene	BRL	BRL	BRL	BRL	BRL	BRL	8.21	6.32	5.43	4.58
trans-1,2-Dichloroethylene	BRL	BRL	BRL	BRL	BRL	BRL	BRL	BRL	BRL	BRL
1,1-Dichloroethylene	BRL	BRL	BRL	BRL	BRL	BRL	BRL	BRL	BRL	BRL
Vinyl Chloride	BRL	BRL	BRL	BRL	BRL	BRL	BRL	BRL	BRL	BRL
1,1-Dichloroethane	BRL	BRL	BRL	BRL	BRL	BRL	BRL	BRL	BRL	BRL
Tetrachloroethylene	BRL	BRL	BRL	BRL	BRL	BRL	BRL	BRL	BRL	BRL
Benzene	BRL	BRL	BRL	BRL	BRL	BRL	BRL	BRL	BRL	BRL
Toluene	BRL	BRL	BRL	BRL	BRL	BRL	BRL	BRL	BRL	BRL
Ethylbenzene	BRL	BRL	BRL	BRL	BRL	BRL	BRL	BRL	BRL	BRL
Total Xylenes	BRL	BRL	BRL	BRL	BRL	BRL	BRL	BRL	BRL	BRL
Naphthalene	BRL	BRL	BRL	BRL	BRL	BRL	BRL	BRL	BRL	BRL
Dichlorodifluoromethane	BRL	BRL	BRL	BRL	BRL	BRL	BRL	BRL	BRL	BRL
Chloromethane	BRL	BRL	BRL	BRL	BRL	BRL	BRL	BRL	BRL	BRL
Bromomethane	BRL	BRL	BRL	BRL	BRL	BRL	BRL	BRL	BRL	BRL
Chloroethane	BRL	BRL	BRL	BRL	BRL	BRL	BRL	BRL	BRL	BRL
Fluorotrichloromethane	BRL	BRL	BRL	BRL	BRL	BRL	BRL	BRL	BRL	BRL
Dichloromethane	BRL	BRL	BRL	BRL	BRL	BRL	BRL	BRL	BRL	BRL
2,2-Dichloropropane	BRL	BRL	BRL	BRL	BRL	BRL	BRL	BRL	BRL	BRL
Chloroform	BRL	BRL	BRL	BRL	BRL	BRL	BRL	BRL	BRL	BRL
Bromochloromethane	BRL	BRL	BRL	BRL	BRL	BRL	BRL	BRL	BRL	BRL
1,1,1-Trichloroethane	BRL	BRL	BRL	BRL	BRL	BRL	BRL	BRL	BRL	BRL
1,1-Dichloropropene	BRL	BRL	BRL	BRL	BRL	BRL	BRL	BRL	BRL	BRL
Carbon Tetrachloride	BRL	BRL	BRL	BRL	BRL	BRL	BRL	BRL	BRL	BRL
1,2-Dichloroethane	BRL	BRL	BRL	BRL	BRL	BRL	BRL	BRL	BRL	BRL
1,2-Dichloropropane	BRL	BRL	BRL	BRL	BRL	BRL	BRL	BRL	BRL	BRL
Bromodichloromethane	BRL	BRL	BRL	BRL	BRL	BRL	BRL	BRL	BRL	BRL
Dibromomethane	BRL	BRL	BRL	BRL	BRL	BRL	BRL	BRL	BRL	BRL
1,3-Dichloropropene	BRL	BRL	BRL	BRL	BRL	BRL	BRL	BRL	BRL	BRL
1,1,2-Trichloroethane	BRL	BRL	BRL	BRL	BRL	BRL	BRL	BRL	BRL	BRL
1,3-Dichloropropane	BRL	BRL	BRL	BRL	BRL	BRL	BRL	BRL	BRL	BRL
Dibromochloromethane	BRL	BRL	BRL	BRL	BRL	BRL	BRL	BRL	BRL	BRL
Chlorobenzene	BRL	BRL	BRL	BRL	BRL	BRL	BRL	BRL	BRL	BRL
1,1,1,2-Tetrachloroethane	BRL	BRL	BRL	BRL	BRL	BRL	BRL	BRL	BRL	BRL
Styrene	BRL	BRL	BRL	BRL	BRL	BRL	BRL	BRL	BRL	BRL
Isopropylbenzene	BRL	BRL	BRL	BRL	BRL	BRL	BRL	BRL	BRL	BRL
Bromoform	BRL	BRL	BRL	BRL	BRL	BRL	BRL	BRL	BRL	BRL
1,1,2,2-Tetrachloroethane	BRL	BRL	BRL	BRL	BRL	BRL	BRL	BRL	BRL	BRL
1,2,3-Trichloropropane	BRL	BRL	BRL	BRL	BRL	BRL	BRL	BRL	BRL	BRL
n-Propylbenzene	BRL	BRL	BRL	BRL	BRL	BRL	BRL	BRL	BRL	BRL
Bromobenzene	BRL	BRL	BRL	BRL	BRL	BRL	BRL	BRL	BRL	BRL
1,3,5-Trimethylbenzene	BRL	BRL	BRL	BRL	BRL	BRL	BRL	BRL	BRL	BRL
o-Chlorotoluene	BRL	BRL	BRL	BRL	BRL	BRL	BRL	BRL	BRL	BRL
p-Chlorotoluene	BRL	BRL	BRL	BRL	BRL	BRL	BRL	BRL	BRL	BRL
tert-Butylbenzene	BRL	BRL	BRL	BRL	BRL	BRL	BRL	BRL	BRL	BRL
1,2,4-Trimethylbenzene	BRL	BRL	BRL	BRL	BRL	BRL	BRL	BRL	BRL	BRL
sec-Butylbenzene	BRL	BRL	BRL	BRL	BRL	BRL	BRL	BRL	BRL	BRL
p-Isopropyltoluene	BRL	BRL	BRL	BRL	BRL	BRL	BRL	BRL	BRL	BRL
m-Dichlorobenzene	BRL	BRL	BRL	BRL	BRL	BRL	BRL	BRL	BRL	BRL
p-Dichlorobenzene	BRL	BRL	BRL	BRL	BRL	BRL	BRL	BRL	BRL	BRL
n-Butylbenzene	BRL	BRL	BRL	BRL	BRL	BRL	BRL	BRL	BRL	BRL
o-Dichlorobenzene	BRL	BRL	BRL	BRL	BRL	BRL	BRL	BRL	BRL	BRL
1,2,4-Trichlorobenzene	BRL	BRL	BRL	BRL	BRL	BRL	BRL	BRL	BRL	BRL
Hexachlorobutadiene	BRL	BRL	BRL	BRL	BRL	BRL	BRL	BRL	BRL	BRL
1,2,3-Trichlorobenzene	BRL	BRL	BRL	BRL	BRL	BRL	BRL	BRL	BRL	BRL

BRL = Below Reporting Limit

Table A-1. Groundwater Monitoring Data - Organics (ppb) - Water Supply (WW-Series) Wells

Well ID	WW-6	WW-6	WW-6	WW-6	WW-6	WW-6	WW-6	WW-6	WW-6	WW-6
Date Sampled	1/13/93	2/9/93	3/8/93	4/21/93	5/20/93	6/14/93	7/19/93	9/7/93	10/20/93	12/14/93
Time Sampled	08:29	14:58	15:00	11:40	15:51	18:20	16:00	16:25	14:20	15:10
Date Delivered	1/13/93	2/11/93	3/8/93	4/21/93	5/21/93	6/15/93	7/21/93	9/8/93	10/21/93	12/16/93
Date Analyzed	1/13/93	2/15/93	3/10/93	4/22/93	5/24/93	6/15/93	7/22/93	9/9/93	10/25/93	12/22/93
Reporting Limit	0.5	0.5	0.5	1	1	1	1	1	1	0.5
Trichloroethylene	14.10	22.40	19.10	23.80	30.00	28.80	31.70	31.40	44.00	33.90
cis-1,2-Dichloroethylene	2.62	5.10	2.11	2.46	2.85	BRL	2.62	1.63	2.60	1.21
trans-1,2-Dichloroethylene	BRL	BRL	BRL	BRL	BRL	BRL	BRL	BRL	BRL	BRL
1,1-Dichloroethylene	BRL	BRL	BRL	BRL	BRL	BRL	BRL	BRL	BRL	BRL
Vinyl Chloride	BRL	BRL	BRL	BRL	BRL	BRL	BRL	BRL	BRL	BRL
1,1-Dichloroethane	BRL	BRL	BRL	BRL	BRL	BRL	BRL	BRL	BRL	BRL
Tetrachloroethylene	BRL	BRL	BRL	BRL	BRL	BRL	BRL	BRL	BRL	BRL
Benzene	BRL	BRL	BRL	BRL	BRL	BRL	BRL	BRL	BRL	BRL
Toluene	BRL	BRL	BRL	BRL	BRL	BRL	BRL	BRL	BRL	BRL
Ethylbenzene	BRL	BRL	BRL	BRL	BRL	BRL	BRL	BRL	BRL	BRL
Total Xylenes	BRL	BRL	BRL	BRL	BRL	BRL	BRL	BRL	BRL	BRL
Naphthalene	BRL	BRL	BRL	BRL	BRL	BRL	BRL	BRL	2.33	BRL
Dichlorodifluoromethane	BRL	BRL	BRL	BRL	BRL	BRL	BRL	BRL	BRL	BRL
Chloromethane	BRL	BRL	BRL	BRL	BRL	BRL	BRL	BRL	BRL	BRL
Bromomethane	BRL	BRL	BRL	BRL	BRL	BRL	BRL	BRL	BRL	BRL
Chloroethane	BRL	BRL	BRL	BRL	BRL	BRL	BRL	BRL	BRL	BRL
Fluorotrichloromethane	BRL	BRL	BRL	BRL	BRL	BRL	BRL	BRL	BRL	BRL
Dichloromethane	BRL	BRL	BRL	BRL	BRL	BRL	BRL	BRL	BRL	BRL
2,2-Dichloropropane	BRL	BRL	BRL	BRL	BRL	BRL	BRL	BRL	BRL	BRL
Chloroform	BRL	BRL	BRL	BRL	BRL	BRL	BRL	BRL	BRL	BRL
Bromochloromethane	BRL	BRL	BRL	BRL	BRL	BRL	BRL	BRL	BRL	BRL
1,1,1-Trichloroethane	BRL	BRL	BRL	BRL	BRL	BRL	BRL	BRL	BRL	BRL
1,1-Dichloropropene	BRL	BRL	BRL	BRL	BRL	BRL	BRL	BRL	BRL	BRL
Carbon Tetrachloride	BRL	BRL	BRL	BRL	BRL	BRL	BRL	BRL	BRL	BRL
1,2-Dichloroethane	BRL	BRL	BRL	BRL	BRL	BRL	BRL	BRL	BRL	BRL
1,2-Dichloropropane	BRL	BRL	BRL	BRL	BRL	BRL	BRL	BRL	BRL	BRL
Bromodichloromethane	BRL	BRL	BRL	BRL	BRL	BRL	BRL	BRL	BRL	BRL
Dibromomethane	BRL	BRL	BRL	BRL	BRL	BRL	BRL	BRL	BRL	BRL
1,3-Dichloropropene	BRL	BRL	BRL	BRL	BRL	BRL	BRL	BRL	BRL	BRL
1,1,2-Trichloroethane	BRL	BRL	BRL	BRL	BRL	BRL	BRL	BRL	BRL	BRL
1,3-Dichloropropane	BRL	BRL	BRL	BRL	BRL	BRL	BRL	BRL	BRL	BRL
Dibromochloromethane	BRL	BRL	BRL	BRL	BRL	BRL	BRL	BRL	BRL	BRL
Chlorobenzene	BRL	BRL	BRL	BRL	BRL	BRL	BRL	BRL	BRL	BRL
1,1,1,2-Tetrachloroethane	BRL	BRL	BRL	BRL	BRL	BRL	BRL	BRL	BRL	BRL
Styrene	BRL	BRL	BRL	BRL	BRL	BRL	BRL	BRL	BRL	BRL
Isopropylbenzene	BRL	BRL	BRL	BRL	BRL	BRL	BRL	BRL	BRL	BRL
Bromoform	BRL	BRL	BRL	BRL	BRL	BRL	BRL	BRL	BRL	BRL
1,1,2,2-Tetrachloroethane	BRL	BRL	BRL	BRL	BRL	BRL	BRL	BRL	BRL	BRL
1,2,3-Trichloropropane	BRL	BRL	BRL	BRL	BRL	BRL	BRL	BRL	BRL	BRL
n-Propylbenzene	BRL	BRL	BRL	BRL	BRL	BRL	BRL	BRL	BRL	BRL
Bromobenzene	BRL	BRL	BRL	BRL	BRL	BRL	BRL	BRL	BRL	BRL
1,3,5-Trimethylbenzene	BRL	BRL	BRL	BRL	BRL	BRL	BRL	BRL	BRL	BRL
o-Chlorotoluene	BRL	BRL	BRL	BRL	BRL	BRL	BRL	BRL	BRL	BRL
p-Chlorotoluene	BRL	BRL	BRL	BRL	BRL	BRL	BRL	BRL	BRL	BRL
tert-Butylbenzene	BRL	BRL	BRL	BRL	BRL	BRL	BRL	BRL	BRL	BRL
1,2,4-Trimethylbenzene	BRL	BRL	BRL	BRL	BRL	BRL	BRL	BRL	BRL	BRL
sec-Butylbenzene	BRL	BRL	BRL	BRL	BRL	BRL	BRL	BRL	BRL	BRL
p-Isopropyltoluene	BRL	BRL	BRL	BRL	BRL	BRL	BRL	BRL	BRL	BRL
m-Dichlorobenzene	BRL	BRL	BRL	BRL	BRL	BRL	BRL	BRL	BRL	BRL
p-Dichlorobenzene	BRL	BRL	BRL	BRL	BRL	BRL	BRL	BRL	BRL	BRL
n-Butylbenzene	BRL	BRL	BRL	BRL	BRL	BRL	BRL	BRL	BRL	BRL
o-Dichlorobenzene	BRL	BRL	BRL	BRL	BRL	BRL	BRL	BRL	BRL	BRL
1,2,4-Trichlorobenzene	BRL	BRL	BRL	BRL	BRL	BRL	BRL	BRL	BRL	BRL
Hexachlorobutadiene	BRL	BRL	BRL	BRL	BRL	BRL	BRL	BRL	BRL	BRL
1,2,3-Trichlorobenzene	BRL	BRL	BRL	BRL	BRL	BRL	BRL	BRL	BRL	BRL

BRL = Below Reporting Limit

Table A-1. Groundwater Monitoring Data - Organics (ppb) - Water Supply (WW-Series) Wells

Well ID	WW-6	WW-7A	WW-7A(CC)	WW-7A	WW-7A	WW-7A	WW-7A	WW-7A	WW-7A	WW-7A
Date Sampled	1/25/94	6/27/91	6/27/91	2/20/92	5/1/92	10/21/92	12/10/92	1/12/93	2/9/93	5/8/93
Time Sampled	12:05	16:09	16:09	09:30	09:15	11:32	12:45	08:55	11:30	11:00
Date Delivered	1/28/94	6/27/91	6/28/91	2/20/92	5/1/92	10/21/92	12/10/92	1/13/93	2/11/93	3/8/93
Date Analyzed	2/10/94	6/27/91	6/28/91	2/21/92	5/4/92	10/21/92	12/11/92	1/13/93	2/15/93	3/10/93
Reporting Limit	1	0.5	0.5	0.5	0.5	0.5	0.5	0.5	0.5	0.5
Trichloroethylene	47.00	BRL	BRL	BRL	BRL	BRL	BRL	BRL	BRL	BRL
cis-1,2-Dichloroethylene	1.78	BRL	NA	NA	BRL	BRL	BRL	BRL	BRL	BRL
trans-1,2-Dichloroethylene	BRL	BRL	NA	NA	BRL	BRL	BRL	BRL	BRL	BRL
1,1-Dichloroethylene	BRL	BRL	NA	BRL	BRL	BRL	BRL	BRL	BRL	BRL
Vinyl Chloride	BRL	BRL	NA	BRL	BRL	BRL	BRL	BRL	BRL	BRL
1,1-Dichloroethane	BRL	BRL	NA	NA	BRL	BRL	BRL	BRL	BRL	BRL
Tetrachloroethylene	BRL	BRL	BRL	NA	BRL	BRL	BRL	BRL	BRL	BRL
Benzene	BRL	BRL	BRL	BRL	BRL	BRL	BRL	BRL	BRL	BRL
Toluene	BRL	BRL	NA	NA	BRL	BRL	BRL	BRL	BRL	BRL
Ethylbenzene	BRL	BRL	NA	NA	BRL	BRL	BRL	BRL	BRL	BRL
Total Xylenes	BRL	BRL	NA	NA	BRL	BRL	BRL	BRL	BRL	BRL
Naphthalene	BRL	BRL	NA	NA	BRL	BRL	BRL	BRL	BRL	BRL
Dichlorodifluoromethane	BRL	BRL	NA	NA	BRL	BRL	BRL	BRL	BRL	BRL
Chloromethane	BRL	BRL	NA	NA	BRL	BRL	BRL	BRL	BRL	BRL
Bromomethane	BRL	BRL	NA	NA	BRL	BRL	BRL	BRL	BRL	BRL
Chloroethane	BRL	BRL	NA	NA	BRL	BRL	BRL	BRL	BRL	BRL
Fluorotrichloromethane	BRL	BRL	NA	NA	BRL	BRL	BRL	BRL	BRL	BRL
Dichloromethane	BRL	BRL	NA	NA	BRL	BRL	BRL	BRL	BRL	BRL
2,2-Dichloropropane	BRL	BRL	NA	NA	BRL	BRL	BRL	BRL	BRL	BRL
Chloroform	BRL	BRL	NA	NA	BRL	BRL	BRL	BRL	BRL	BRL
Bromochloromethane	BRL	BRL	NA	NA	BRL	BRL	BRL	BRL	BRL	BRL
1,1,1-Trichloroethane	BRL	BRL	NA	BRL	BRL	BRL	BRL	BRL	BRL	BRL
1,1-Dichloropropene	BRL	BRL	NA	NA	BRL	BRL	BRL	BRL	BRL	BRL
Carbon Tetrachloride	BRL	BRL	NA	BRL	BRL	BRL	BRL	BRL	BRL	BRL
1,2-Dichloroethane	BRL	BRL	NA	BRL	BRL	BRL	BRL	BRL	BRL	BRL
1,2-Dichloropropane	BRL	BRL	NA	BRL	BRL	BRL	BRL	BRL	BRL	BRL
Bromodichloromethane	BRL	BRL	NA	NA	BRL	BRL	BRL	BRL	BRL	BRL
Dibromomethane	BRL	BRL	NA	NA	BRL	BRL	BRL	BRL	BRL	BRL
1,3-Dichloropropene	BRL	BRL	NA	NA	BRL	BRL	BRL	BRL	BRL	BRL
1,1,2-Trichloroethane	BRL	BRL	NA	NA	BRL	BRL	BRL	BRL	BRL	BRL
1,3-Dichloropropane	BRL	BRL	NA	NA	BRL	BRL	BRL	BRL	BRL	BRL
Dibromochloromethane	BRL	BRL	NA	NA	BRL	BRL	BRL	BRL	BRL	BRL
Chlorobenzene	BRL	BRL	NA	NA	BRL	BRL	BRL	BRL	BRL	BRL
1,1,1,2-Tetrachloroethane	BRL	BRL	NA	NA	BRL	BRL	BRL	BRL	BRL	BRL
Styrene	BRL	BRL	NA	NA	BRL	BRL	BRL	BRL	BRL	BRL
Isopropylbenzene	BRL	BRL	NA	NA	BRL	BRL	BRL	BRL	BRL	BRL
Bromoform	BRL	BRL	NA	NA	BRL	BRL	BRL	BRL	BRL	BRL
1,1,2,2-Tetrachloroethane	BRL	BRL	NA	NA	BRL	BRL	BRL	BRL	BRL	BRL
1,2,3-Trichloropropane	BRL	BRL	NA	NA	BRL	BRL	BRL	BRL	BRL	BRL
n-Propylbenzene	BRL	BRL	NA	NA	BRL	BRL	BRL	BRL	BRL	BRL
Bromobenzene	BRL	BRL	NA	NA	BRL	BRL	BRL	BRL	BRL	BRL
1,3,5-Trimethylbenzene	BRL	BRL	NA	NA	BRL	BRL	BRL	BRL	BRL	BRL
o-Chlorotoluene	BRL	BRL	NA	NA	BRL	BRL	BRL	BRL	BRL	BRL
p-Chlorotoluene	BRL	BRL	NA	NA	BRL	BRL	BRL	BRL	BRL	BRL
tert-Butylbenzene	BRL	BRL	NA	NA	BRL	BRL	BRL	BRL	BRL	BRL
1,2,4-Trimethylbenzene	BRL	BRL	NA	NA	BRL	BRL	BRL	BRL	BRL	BRL
sec-Butylbenzene	BRL	BRL	NA	NA	BRL	BRL	BRL	BRL	BRL	BRL
p-Isopropyltoluene	BRL	BRL	NA	NA	BRL	BRL	BRL	BRL	BRL	BRL
m-Dichlorobenzene	BRL	BRL	NA	NA	BRL	BRL	BRL	BRL	BRL	BRL
p-Dichlorobenzene	BRL	BRL	NA	BRL	BRL	BRL	BRL	BRL	BRL	BRL
n-Butylbenzene	BRL	BRL	NA	NA	BRL	BRL	BRL	BRL	BRL	BRL
o-Dichlorobenzene	BRL	BRL	NA	NA	BRL	BRL	BRL	BRL	BRL	BRL
1,2,4-Trichlorobenzene	BRL	BRL	NA	NA	BRL	BRL	BRL	BRL	BRL	BRL
Hexachlorobutadiene	BRL	BRL	NA	NA	BRL	BRL	BRL	BRL	BRL	BRL
1,2,3-Trichlorobenzene	BRL	BRL	NA	NA	BRL	BRL	BRL	BRL	BRL	BRL

BRL = Below Reporting Limit

Table A-1. Groundwater Monitoring Data - Organics (ppb) - Water Supply (WW-Series) Wells

Well ID	WW-7A	WW-7A	WW-7A	WW-7A	WW-7A	WW-7A	WW-7	WW-7	WW-8A	WW-8A
Date Sampled	4/20/93	5/20/93	6/14/93	7/19/93	9/7/93	10/20/93	12/14/93	1/24/94	7/18/91	8/2/91
Time Sampled	16:10	10:00	15:10	13:00	12:20	10:55	12:05	17:37	16:25	13:07
Date Delivered	4/21/93	5/21/93	6/15/93	7/21/93	9/8/93	10/21/93	12/16/93	1/28/94	7/19/91	8/2/91
Date Analyzed	4/22/93	5/24/93	6/15/93	7/22/93	9/9/93	10/25/93	12/21/93	2/1/94	7/22/91	8/2/91
Reporting Limit	0.5	0.5	0.5	0.5	0.5	0.5	0.5	0.5	0.5	0.5
Trichloroethylene	BRL	BRL	BRL	BRL	BRL	BRL	BRL	BRL	0.60	1.86
cis-1,2-Dichloroethylene	BRL	BRL	BRL	BRL	BRL	BRL	BRL	BRL	BRL	0.75
trans-1,2-Dichloroethylene	BRL	BRL	BRL	BRL	BRL	BRL	BRL	BRL	BRL	BRL
1,1-Dichloroethylene	BRL	BRL	BRL	BRL	BRL	BRL	BRL	BRL	BRL	BRL
Vinyl Chloride	BRL	BRL	BRL	BRL	BRL	BRL	BRL	BRL	BRL	BRL
1,1-Dichloroethane	BRL	BRL	BRL	BRL	BRL	BRL	BRL	BRL	BRL	BRL
Tetrachloroethylene	BRL	BRL	BRL	BRL	BRL	BRL	BRL	BRL	BRL	BRL
Benzene	BRL	BRL	BRL	BRL	BRL	BRL	BRL	BRL	BRL	BRL
Toluene	BRL	BRL	BRL	BRL	BRL	BRL	BRL	BRL	BRL	BRL
Ethylbenzene	BRL	BRL	BRL	BRL	BRL	BRL	BRL	BRL	BRL	BRL
Total Xylenes	BRL	BRL	BRL	BRL	BRL	BRL	BRL	BRL	BRL	BRL
Naphthalene	BRL	BRL	BRL	BRL	BRL	BRL	BRL	BRL	0.77	BRL
Dichlorodifluoromethane	BRL	BRL	BRL	BRL	BRL	BRL	BRL	BRL	BRL	BRL
Chloromethane	BRL	BRL	BRL	BRL	BRL	BRL	BRL	BRL	BRL	BRL
Bromomethane	BRL	BRL	BRL	BRL	BRL	BRL	BRL	BRL	BRL	BRL
Chloroethane	BRL	BRL	BRL	BRL	BRL	BRL	BRL	BRL	BRL	BRL
Fluorotrichloromethane	BRL	BRL	BRL	BRL	BRL	BRL	BRL	BRL	BRL	BRL
Dichloromethane	BRL	BRL	BRL	BRL	BRL	BRL	BRL	BRL	BRL	BRL
2,2-Dichloropropane	BRL	BRL	BRL	BRL	BRL	BRL	BRL	BRL	BRL	BRL
Chloroform	BRL	BRL	BRL	BRL	BRL	BRL	BRL	BRL	BRL	BRL
Bromochloromethane	BRL	BRL	BRL	BRL	BRL	BRL	BRL	BRL	BRL	BRL
1,1,1-Trichloroethane	BRL	BRL	BRL	BRL	BRL	BRL	BRL	BRL	BRL	BRL
1,1-Dichloropropene	BRL	BRL	BRL	BRL	BRL	BRL	BRL	BRL	BRL	BRL
Carbon Tetrachloride	BRL	BRL	BRL	BRL	BRL	BRL	BRL	BRL	BRL	BRL
1,2-Dichloroethane	BRL	BRL	BRL	BRL	BRL	BRL	BRL	BRL	BRL	BRL
1,2-Dichloropropane	BRL	BRL	BRL	BRL	BRL	BRL	BRL	BRL	BRL	BRL
Bromodichloromethane	BRL	BRL	BRL	BRL	BRL	BRL	BRL	BRL	BRL	BRL
Dibromomethane	BRL	BRL	BRL	BRL	BRL	BRL	BRL	BRL	BRL	BRL
1,3-Dichloropropene	BRL	BRL	BRL	BRL	BRL	BRL	BRL	BRL	BRL	BRL
1,1,2-Trichloroethane	BRL	BRL	BRL	BRL	BRL	BRL	BRL	BRL	BRL	BRL
1,3-Dichloropropane	BRL	BRL	BRL	BRL	BRL	BRL	BRL	BRL	BRL	BRL
Dibromochloromethane	BRL	BRL	BRL	BRL	BRL	BRL	BRL	BRL	BRL	BRL
Chlorobenzene	BRL	BRL	BRL	BRL	BRL	BRL	BRL	BRL	BRL	BRL
1,1,1,2-Tetrachloroethane	BRL	BRL	BRL	BRL	BRL	BRL	BRL	BRL	BRL	BRL
Styrene	BRL	BRL	BRL	BRL	BRL	BRL	BRL	BRL	BRL	BRL
Isopropylbenzene	BRL	BRL	BRL	BRL	BRL	BRL	BRL	BRL	BRL	BRL
Bromoform	BRL	BRL	BRL	BRL	BRL	BRL	BRL	BRL	BRL	BRL
1,1,2,2-Tetrachloroethane	BRL	BRL	BRL	BRL	BRL	BRL	BRL	BRL	BRL	BRL
1,2,3-Trichloropropane	BRL	BRL	BRL	BRL	BRL	BRL	BRL	BRL	BRL	BRL
n-Propylbenzene	BRL	BRL	BRL	BRL	BRL	BRL	BRL	BRL	BRL	BRL
Bromobenzene	BRL	BRL	BRL	BRL	BRL	BRL	BRL	BRL	BRL	BRL
1,3,5-Trimethylbenzene	BRL	BRL	BRL	BRL	BRL	BRL	BRL	BRL	BRL	BRL
o-Chlorotoluene	BRL	BRL	BRL	BRL	BRL	BRL	BRL	BRL	BRL	BRL
p-Chlorotoluene	BRL	BRL	BRL	BRL	BRL	BRL	BRL	BRL	BRL	BRL
tert-Butylbenzene	BRL	BRL	BRL	BRL	BRL	BRL	BRL	BRL	BRL	BRL
1,2,4-Trimethylbenzene	BRL	BRL	BRL	BRL	BRL	BRL	BRL	BRL	BRL	BRL
sec-Butylbenzene	BRL	BRL	BRL	BRL	BRL	BRL	BRL	BRL	BRL	BRL
p-Isopropyltoluene	BRL	BRL	BRL	BRL	BRL	BRL	BRL	BRL	BRL	BRL
m-Dichlorobenzene	BRL	BRL	BRL	BRL	BRL	BRL	BRL	BRL	BRL	BRL
p-Dichlorobenzene	BRL	BRL	BRL	BRL	BRL	BRL	BRL	BRL	BRL	BRL
n-Butylbenzene	BRL	BRL	BRL	BRL	BRL	BRL	BRL	BRL	BRL	BRL
o-Dichlorobenzene	BRL	BRL	BRL	BRL	BRL	BRL	BRL	BRL	BRL	BRL
1,2,4-Trichlorobenzene	BRL	BRL	BRL	BRL	BRL	BRL	BRL	BRL	BRL	BRL
Hexachlorobutadiene	BRL	BRL	BRL	BRL	BRL	BRL	BRL	BRL	BRL	BRL
1,2,3-Trichlorobenzene	BRL	BRL	BRL	BRL	BRL	BRL	BRL	BRL	BRL	BRL

BRL = Below Reporting Limit

Table A-1. Groundwater Monitoring Data - Organics (ppb) - Water Supply (WW-Series) Wells

Well ID	WW-8A(40)	WW-8A(75)	WW-8A	WW-8A	WW-8A	WW-8A	WW-8A	WW-8A	WW-8A	WW-8A
Date Sampled	10/17/91	10/17/91	2/20/92	5/1/92	10/21/92	12/10/92	1/12/93	2/9/93	3/8/93	9/7/93
Time Sampled	10:30	12:00	16:50	15:10	15:55	15:21	09:31	15:35	15:44	15:25
Date Delivered	10/17/91	10/17/91	2/20/92	5/1/92	10/21/92	12/10/92	1/13/93	2/11/93	3/8/93	9/8/93
Date Analyzed	11/1/91	11/1/91	2/21/92	5/4/92	10/21/92	12/11/92	1/13/93	2/15/93	3/10/93	9/9/93
Reporting Limit	0.5	0.5	0.5	0.5	0.5	0.5	0.5	0.5	0.5	0.5
Trichloroethylene	1.84	0.63	6.37	4.64	BRL	BRL	BRL	BRL	2.33	0.67
cis-1,2-Dichloroethylene	BRL	BRL	0.34	1.83	BRL	BRL	BRL	BRL	BRL	BRL
trans-1,2-Dichloroethylene	BRL	BRL	BRL	BRL	BRL	BRL	BRL	BRL	BRL	BRL
1,1-Dichloroethylene	BRL	BRL	BRL	BRL	BRL	BRL	BRL	BRL	BRL	BRL
Vinyl Chloride	BRL	BRL	BRL	BRL	BRL	BRL	BRL	BRL	BRL	BRL
1,1-Dichloroethane	BRL	BRL	BRL	BRL	BRL	BRL	BRL	BRL	BRL	BRL
Tetrachloroethylene	BRL	BRL	BRL	BRL	BRL	BRL	BRL	BRL	BRL	BRL
Benzene	BRL	BRL	BRL	BRL	BRL	BRL	BRL	BRL	BRL	BRL
Toluene	BRL	BRL	BRL	BRL	BRL	BRL	BRL	BRL	BRL	BRL
Ethylbenzene	BRL	BRL	BRL	BRL	BRL	BRL	BRL	BRL	BRL	BRL
Total Xylenes	BRL	BRL	BRL	BRL	BRL	BRL	BRL	0.56	BRL	BRL
Naphthalene	BRL	BRL	BRL	BRL	BRL	BRL	BRL	BRL	BRL	BRL
Dichlorodifluoromethane	BRL	BRL	BRL	BRL	BRL	BRL	BRL	BRL	BRL	BRL
Chloromethane	BRL	BRL	BRL	BRL	BRL	BRL	BRL	BRL	BRL	BRL
Bromomethane	BRL	BRL	BRL	BRL	BRL	BRL	BRL	BRL	BRL	BRL
Chloroethane	BRL	BRL	BRL	BRL	BRL	BRL	BRL	BRL	BRL	BRL
Fluorotrichloromethane	BRL	BRL	BRL	BRL	BRL	BRL	BRL	BRL	BRL	BRL
Dichloromethane	BRL	BRL	BRL	BRL	BRL	BRL	BRL	BRL	BRL	BRL
2,2-Dichloropropane	BRL	BRL	BRL	BRL	BRL	BRL	BRL	BRL	BRL	BRL
Chloroform	BRL	BRL	BRL	BRL	BRL	BRL	BRL	BRL	BRL	BRL
Bromochloromethane	BRL	BRL	BRL	BRL	BRL	BRL	BRL	BRL	BRL	BRL
1,1,1-Trichloroethane	BRL	BRL	BRL	BRL	BRL	BRL	BRL	BRL	BRL	BRL
1,1-Dichloropropene	BRL	BRL	BRL	BRL	BRL	BRL	BRL	BRL	BRL	BRL
Carbon Tetrachloride	BRL	BRL	BRL	BRL	BRL	BRL	BRL	BRL	BRL	BRL
1,2-Dichloroethane	BRL	BRL	BRL	BRL	BRL	BRL	BRL	BRL	BRL	BRL
1,2-Dichloropropane	BRL	BRL	BRL	BRL	BRL	BRL	BRL	BRL	BRL	BRL
Bromodichloromethane	BRL	BRL	BRL	BRL	BRL	BRL	BRL	BRL	BRL	BRL
Dibromomethane	BRL	BRL	BRL	BRL	BRL	BRL	BRL	BRL	BRL	BRL
1,3-Dichloropropene	BRL	BRL	BRL	BRL	BRL	BRL	BRL	BRL	BRL	BRL
1,1,2-Trichloroethane	BRL	BRL	BRL	BRL	BRL	BRL	BRL	BRL	BRL	BRL
1,3-Dichloropropane	BRL	BRL	BRL	BRL	BRL	BRL	BRL	BRL	BRL	BRL
Dibromochloromethane	BRL	BRL	BRL	BRL	BRL	BRL	BRL	BRL	BRL	BRL
Chlorobenzene	BRL	BRL	BRL	BRL	BRL	BRL	BRL	BRL	BRL	BRL
1,1,1,2-Tetrachloroethane	BRL	BRL	BRL	BRL	BRL	BRL	BRL	BRL	BRL	BRL
Styrene	BRL	BRL	BRL	BRL	BRL	BRL	BRL	BRL	BRL	BRL
Isopropylbenzene	BRL	BRL	BRL	BRL	BRL	BRL	BRL	BRL	BRL	BRL
Bromoform	BRL	BRL	BRL	BRL	BRL	BRL	BRL	BRL	BRL	BRL
1,1,2,2-Tetrachloroethane	BRL	BRL	BRL	BRL	BRL	BRL	BRL	BRL	BRL	BRL
1,2,3-Trichloropropane	BRL	BRL	BRL	BRL	BRL	BRL	BRL	BRL	BRL	BRL
n-Propylbenzene	BRL	BRL	BRL	BRL	BRL	BRL	BRL	BRL	BRL	BRL
Bromobenzene	BRL	BRL	BRL	BRL	BRL	BRL	BRL	BRL	BRL	BRL
1,3,5-Trimethylbenzene	BRL	BRL	BRL	BRL	BRL	BRL	BRL	BRL	BRL	BRL
o-Chlorotoluene	BRL	BRL	BRL	BRL	BRL	BRL	BRL	BRL	BRL	BRL
p-Chlorotoluene	BRL	BRL	BRL	BRL	BRL	BRL	BRL	BRL	BRL	BRL
tert-Butylbenzene	BRL	BRL	BRL	BRL	BRL	BRL	BRL	BRL	BRL	BRL
1,2,4-Trimethylbenzene	BRL	BRL	BRL	BRL	BRL	BRL	BRL	BRL	BRL	BRL
sec-Butylbenzene	BRL	BRL	BRL	BRL	BRL	BRL	BRL	BRL	BRL	BRL
p-Isopropyltoluene	BRL	BRL	BRL	BRL	BRL	BRL	BRL	BRL	BRL	BRL
m-Dichlorobenzene	BRL	BRL	BRL	BRL	BRL	BRL	BRL	BRL	BRL	BRL
p-Dichlorobenzene	BRL	BRL	BRL	BRL	BRL	BRL	BRL	BRL	BRL	BRL
n-Butylbenzene	BRL	BRL	BRL	BRL	BRL	BRL	BRL	BRL	BRL	BRL
o-Dichlorobenzene	BRL	BRL	BRL	BRL	BRL	BRL	BRL	BRL	BRL	BRL
1,2,4-Trichlorobenzene	BRL	BRL	BRL	BRL	BRL	BRL	BRL	BRL	BRL	BRL
Hexachlorobutadiene	BRL	BRL	BRL	BRL	BRL	BRL	BRL	BRL	BRL	BRL
1,2,3-Trichlorobenzene	BRL	BRL	BRL	BRL	BRL	BRL	BRL	BRL	BRL	BRL

BRL = Below Reporting Limit

Table A-1. Groundwater Monitoring Data - Organics (ppb) - Water Supply (WW-Series) Wells

Well ID	WW-8A	WW-8A	WW-8A	WW-9A	WW-9A(CC)	WW-9A	WW-9A	WW-9A	WW-9A	WW-9A
Date Sampled	10/20/93	12/14/93	1/26/94	6/27/91	6/27/91	8/2/91	2/20/92	5/1/92	10/21/92	12/10/92
Time Sampled	13:37	14:30	10:10	13:51	13:51	09:35	16:30	11:50	14:58	14:13
Date Delivered	10/21/93	12/16/93	1/28/94	6/27/91	6/28/91	8/2/91	2/20/92	5/1/92	10/21/92	12/10/92
Date Analyzed	10/25/93	12/28/93	2/4/94	6/27/91	6/28/91	8/2/91	2/21/92	5/4/92	10/21/92	12/11/92
Reporting Limit	0.5	0.5	0.5	0.5	0.5	0.5	0.5	0.5	0.5	0.5
Trichloroethylene	5.92	BRL	2.84	0.90	0.89	0.66	0.67	4.27	1.06	BRL
cis-1,2-Dichloroethylene	BRL	BRL	BRL	BRL	NA	BRL	BRL	1.82	BRL	BRL
trans-1,2-Dichloroethylene	BRL	BRL	BRL	BRL	NA	BRL	BRL	BRL	BRL	BRL
1,1-Dichloroethylene	BRL	BRL	BRL	BRL	NA	BRL	BRL	BRL	BRL	BRL
Vinyl Chloride	BRL	BRL	BRL	BRL	NA	BRL	BRL	BRL	BRL	BRL
1,1-Dichloroethane	BRL	BRL	BRL	BRL	NA	BRL	BRL	BRL	BRL	BRL
Tetrachloroethylene	BRL	BRL	BRL	BRL	BRL	BRL	BRL	BRL	BRL	BRL
Benzene	BRL	BRL	BRL	BRL	BRL	BRL	BRL	BRL	BRL	BRL
Toluene	BRL	BRL	BRL	BRL	NA	BRL	BRL	BRL	BRL	BRL
Ethylbenzene	BRL	BRL	BRL	BRL	NA	BRL	BRL	BRL	BRL	BRL
Total Xylenes	BRL	BRL	BRL	BRL	NA	BRL	BRL	BRL	BRL	BRL
Naphthalene	BRL	BRL	BRL	BRL	NA	BRL	BRL	BRL	BRL	BRL
Dichlorodifluoromethane	BRL	BRL	BRL	BRL	NA	BRL	BRL	BRL	BRL	BRL
Chloromethane	BRL	BRL	BRL	BRL	NA	BRL	BRL	BRL	BRL	BRL
Bromomethane	BRL	BRL	BRL	BRL	NA	BRL	BRL	BRL	BRL	BRL
Chloroethane	BRL	BRL	BRL	BRL	NA	BRL	BRL	BRL	BRL	BRL
Fluorotrichloromethane	BRL	BRL	BRL	BRL	NA	BRL	BRL	BRL	BRL	BRL
Dichloromethane	BRL	BRL	BRL	BRL	NA	BRL	BRL	BRL	BRL	BRL
2,2-Dichloropropane	BRL	BRL	BRL	BRL	NA	BRL	BRL	BRL	BRL	BRL
Chloroform	BRL	BRL	BRL	BRL	NA	BRL	BRL	BRL	BRL	0.63
Bromochloromethane	BRL	BRL	BRL	BRL	NA	BRL	BRL	BRL	BRL	BRL
1,1,1-Trichloroethane	BRL	BRL	BRL	BRL	NA	BRL	BRL	BRL	BRL	BRL
1,1-Dichloropropene	BRL	BRL	BRL	BRL	NA	BRL	BRL	BRL	BRL	BRL
Carbon Tetrachloride	BRL	BRL	BRL	BRL	NA	BRL	BRL	BRL	BRL	BRL
1,2-Dichloroethane	BRL	BRL	BRL	BRL	NA	BRL	BRL	BRL	BRL	BRL
1,2-Dichloropropane	BRL	BRL	BRL	BRL	NA	BRL	BRL	BRL	BRL	BRL
Bromodichloromethane	BRL	BRL	BRL	BRL	NA	BRL	BRL	BRL	BRL	BRL
Dibromomethane	BRL	BRL	BRL	BRL	NA	BRL	BRL	BRL	BRL	BRL
1,3-Dichloropropene	BRL	BRL	BRL	BRL	NA	BRL	BRL	BRL	BRL	BRL
1,1,2-Trichloroethane	BRL	BRL	BRL	BRL	NA	BRL	BRL	BRL	BRL	BRL
1,3-Dichloropropane	BRL	BRL	BRL	BRL	NA	BRL	BRL	BRL	BRL	BRL
Dibromochloromethane	BRL	BRL	BRL	BRL	NA	BRL	BRL	BRL	BRL	BRL
Chlorobenzene	BRL	BRL	BRL	BRL	NA	BRL	BRL	BRL	BRL	BRL
1,1,1,2-Tetrachloroethane	BRL	BRL	BRL	BRL	NA	BRL	BRL	BRL	BRL	BRL
Styrene	BRL	BRL	BRL	BRL	NA	BRL	BRL	BRL	BRL	BRL
Isopropylbenzene	BRL	BRL	BRL	BRL	NA	BRL	BRL	BRL	BRL	BRL
Bromoform	BRL	BRL	BRL	BRL	NA	BRL	BRL	BRL	BRL	BRL
1,1,2,2-Tetrachloroethane	BRL	BRL	BRL	BRL	NA	BRL	BRL	BRL	BRL	BRL
1,2,3-Trichloropropane	BRL	BRL	BRL	BRL	NA	BRL	BRL	BRL	BRL	BRL
n-Propylbenzene	BRL	BRL	BRL	BRL	NA	BRL	BRL	BRL	BRL	BRL
Bromobenzene	BRL	BRL	BRL	BRL	NA	BRL	BRL	BRL	BRL	BRL
1,3,5-Trimethylbenzene	BRL	BRL	BRL	BRL	NA	BRL	BRL	BRL	BRL	BRL
o-Chlorotoluene	BRL	BRL	BRL	BRL	NA	BRL	BRL	BRL	BRL	BRL
p-Chlorotoluene	BRL	BRL	BRL	BRL	NA	BRL	BRL	BRL	BRL	BRL
tert-Butylbenzene	BRL	BRL	BRL	BRL	NA	BRL	BRL	BRL	BRL	BRL
1,2,4-Trimethylbenzene	BRL	BRL	BRL	BRL	NA	BRL	BRL	BRL	BRL	BRL
sec-Butylbenzene	BRL	BRL	BRL	BRL	NA	BRL	BRL	BRL	BRL	BRL
p-Isopropyltoluene	BRL	BRL	BRL	BRL	NA	BRL	BRL	BRL	BRL	BRL
m-Dichlorobenzene	BRL	BRL	BRL	BRL	NA	BRL	BRL	BRL	BRL	BRL
p-Dichlorobenzene	BRL	BRL	BRL	BRL	NA	BRL	BRL	BRL	BRL	BRL
n-Butylbenzene	BRL	BRL	BRL	BRL	NA	BRL	BRL	BRL	BRL	BRL
o-Dichlorobenzene	BRL	BRL	BRL	BRL	NA	BRL	BRL	BRL	BRL	BRL
1,2,4-Trichlorobenzene	BRL	BRL	BRL	BRL	NA	BRL	BRL	BRL	BRL	BRL
Hexachlorobutadiene	BRL	BRL	BRL	BRL	NA	BRL	BRL	BRL	BRL	BRL
1,2,3-Trichlorobenzene	BRL	BRL	BRL	BRL	NA	BRL	BRL	BRL	BRL	BRL

BRL = Below Reporting Limit

Table A-1. Groundwater Monitoring Data - Organics (ppb) - Water Supply (WW-Series) Wells

Well ID	WW-9A	WW-9A	WW-9A	WW-9A	WW-9A	WW-9A	WW-9A	WW-9A	WW-9A	WW-9A
Date Sampled	1/12/93	2/9/93	3/8/93	4/21/93	5/20/93	6/14/93	7/19/93	9/7/93	10/20/93	12/14/93
Time Sampled	14:18	13:55	14:05	09:30	13:00	16:55	14:40	14:21	12:45	13:38
Date Delivered	1/12/93	2/11/93	3/8/93	4/21/93	5/21/93	6/15/93	7/21/93	9/8/93	10/21/93	12/16/93
Date Analyzed	1/13/93	2/15/93	3/10/93	4/22/93	5/24/93	6/15/93	7/22/93	9/9/93	10/25/93	12/21/93
Reporting Limit	0.5	0.5	0.5	0.5	0.5	0.5	0.5	0.5	0.5	0.5
Trichloroethylene	BRL	BRL	BRL	BRL	BRL	BRL	BRL	BRL	BRL	0.54
cis-1,2-Dichloroethylene	BRL	BRL	BRL	BRL	BRL	BRL	BRL	BRL	BRL	BRL
trans-1,2-Dichloroethylene	BRL	BRL	BRL	BRL	BRL	BRL	BRL	BRL	BRL	BRL
1,1-Dichloroethylene	BRL	BRL	BRL	BRL	BRL	BRL	BRL	BRL	BRL	BRL
Vinyl Chloride	BRL	BRL	BRL	BRL	BRL	BRL	BRL	BRL	BRL	BRL
1,1-Dichloroethane	BRL	BRL	BRL	BRL	BRL	BRL	BRL	BRL	BRL	BRL
Tetrachloroethylene	BRL	BRL	BRL	BRL	BRL	BRL	BRL	BRL	BRL	BRL
Benzene	BRL	BRL	BRL	BRL	BRL	BRL	BRL	BRL	BRL	BRL
Toluene	BRL	BRL	BRL	BRL	BRL	BRL	BRL	BRL	BRL	BRL
Ethylbenzene	BRL	BRL	BRL	BRL	BRL	BRL	BRL	BRL	BRL	BRL
Total Xylenes	BRL	BRL	BRL	BRL	BRL	BRL	BRL	BRL	BRL	BRL
Naphthalene	BRL	BRL	BRL	BRL	BRL	BRL	BRL	BRL	BRL	BRL
Dichlorodifluoromethane	BRL	BRL	BRL	BRL	BRL	BRL	BRL	BRL	BRL	BRL
Chloromethane	BRL	BRL	BRL	BRL	BRL	BRL	BRL	BRL	BRL	BRL
Bromomethane	BRL	BRL	BRL	BRL	BRL	BRL	BRL	BRL	BRL	BRL
Chloroethane	BRL	BRL	BRL	BRL	BRL	BRL	BRL	BRL	BRL	BRL
Fluorotrichloromethane	BRL	BRL	BRL	BRL	BRL	BRL	BRL	BRL	BRL	BRL
Dichloromethane	BRL	BRL	BRL	BRL	BRL	BRL	BRL	BRL	BRL	BRL
2,2-Dichloropropane	BRL	BRL	BRL	BRL	BRL	BRL	BRL	BRL	BRL	BRL
Chloroform	BRL	BRL	BRL	BRL	BRL	BRL	BRL	BRL	BRL	BRL
Bromochloromethane	BRL	BRL	BRL	BRL	BRL	BRL	BRL	BRL	BRL	BRL
1,1,1-Trichloroethane	BRL	BRL	BRL	BRL	BRL	BRL	BRL	BRL	BRL	BRL
1,1-Dichloropropene	BRL	BRL	BRL	BRL	BRL	BRL	BRL	BRL	BRL	BRL
Carbon Tetrachloride	BRL	BRL	BRL	BRL	BRL	BRL	BRL	BRL	BRL	BRL
1,2-Dichloroethane	BRL	BRL	BRL	BRL	BRL	BRL	BRL	BRL	BRL	BRL
1,2-Dichloropropane	BRL	BRL	BRL	BRL	BRL	BRL	BRL	BRL	BRL	BRL
Bromodichloromethane	BRL	BRL	BRL	BRL	BRL	BRL	BRL	BRL	BRL	BRL
Dibromomethane	BRL	BRL	BRL	BRL	BRL	BRL	BRL	BRL	BRL	BRL
1,3-Dichloropropene	BRL	BRL	BRL	BRL	BRL	BRL	BRL	BRL	BRL	BRL
1,1,2-Trichloroethane	BRL	BRL	BRL	BRL	BRL	BRL	BRL	BRL	BRL	BRL
1,3-Dichloropropane	BRL	BRL	BRL	BRL	BRL	BRL	BRL	BRL	BRL	BRL
Dibromochloromethane	BRL	BRL	BRL	BRL	BRL	BRL	BRL	BRL	BRL	BRL
Chlorobenzene	BRL	BRL	BRL	BRL	BRL	BRL	BRL	BRL	BRL	BRL
1,1,1,2-Tetrachloroethane	BRL	BRL	BRL	BRL	BRL	BRL	BRL	BRL	BRL	BRL
Styrene	BRL	BRL	BRL	BRL	BRL	BRL	BRL	BRL	BRL	BRL
Isopropylbenzene	BRL	BRL	BRL	BRL	BRL	BRL	BRL	BRL	BRL	BRL
Bromoform	BRL	BRL	BRL	BRL	BRL	BRL	BRL	BRL	BRL	BRL
1,1,2,2-Tetrachloroethane	BRL	BRL	BRL	BRL	BRL	BRL	BRL	BRL	BRL	BRL
1,2,3-Trichloropropane	BRL	BRL	BRL	BRL	BRL	BRL	BRL	BRL	BRL	BRL
n-Propylbenzene	BRL	BRL	BRL	BRL	BRL	BRL	BRL	BRL	BRL	BRL
Bromobenzene	BRL	BRL	BRL	BRL	BRL	BRL	BRL	BRL	BRL	BRL
1,3,5-Trimethylbenzene	BRL	BRL	BRL	BRL	BRL	BRL	BRL	BRL	BRL	BRL
o-Chlorotoluene	BRL	BRL	BRL	BRL	BRL	BRL	BRL	BRL	BRL	BRL
p-Chlorotoluene	BRL	BRL	BRL	BRL	BRL	BRL	BRL	BRL	BRL	BRL
tert-Butylbenzene	BRL	BRL	BRL	BRL	BRL	BRL	BRL	BRL	BRL	BRL
1,2,4-Trimethylbenzene	BRL	BRL	BRL	BRL	BRL	BRL	BRL	BRL	BRL	BRL
sec-Butylbenzene	BRL	BRL	BRL	BRL	BRL	BRL	BRL	BRL	BRL	BRL
p-Isopropyltoluene	BRL	BRL	BRL	BRL	BRL	BRL	BRL	BRL	BRL	BRL
m-Dichlorobenzene	BRL	BRL	BRL	BRL	BRL	BRL	BRL	BRL	BRL	BRL
p-Dichlorobenzene	BRL	BRL	BRL	BRL	BRL	BRL	BRL	BRL	BRL	BRL
n-Butylbenzene	BRL	BRL	BRL	BRL	BRL	BRL	BRL	BRL	BRL	BRL
o-Dichlorobenzene	BRL	BRL	BRL	BRL	BRL	BRL	BRL	BRL	BRL	BRL
1,2,4-Trichlorobenzene	BRL	BRL	BRL	BRL	BRL	BRL	BRL	BRL	BRL	BRL
Hexachlorobutadiene	BRL	BRL	BRL	BRL	BRL	BRL	BRL	BRL	BRL	BRL
1,2,3-Trichlorobenzene	BRL	BRL	BRL	BRL	BRL	BRL	BRL	BRL	BRL	BRL

BRL = Below Reporting Limit

Table A-1. Groundwater Monitoring Data - Organics (ppb) - Water Supply (WW-Series) Wells

Well ID	WW-9A	WW-10A	WW-10A(CC)	WW-10A	WW-10A	WW-10A	WW-10A	WW-10A	WW-10A	WW-10A
Date Sampled	1/26/94	6/27/91	6/27/91	8/2/91	10/16/91	2/20/92	5/1/92	10/21/92	12/10/92	1/12/93
Time Sampled	08:42	14:16	14:16	08:50	10:30	13:55	11:00	14:23	13:45	12:13
Date Delivered	1/28/94	6/27/91	6/28/91	8/2/91	10/17/91	2/20/92	5/1/92	10/21/92	12/10/92	1/12/93
Date Analyzed	2/4/94	6/27/91	6/28/91	8/2/91	11/1/91	2/21/92	5/4/92	10/21/92	12/11/92	1/13/93
Reporting Limit	0.5	0.5	0.5	0.5	0.5	0.5	0.5	0.5	0.5	0.5
Trichloroethylene	0.75	BRL	BRL	BRL	BRL	BRL	BRL	BRL	BRL	BRL
cis-1,2-Dichloroethylene	BRL	BRL	NA	BRL	BRL	BRL	BRL	BRL	BRL	BRL
trans-1,2-Dichloroethylene	BRL	BRL	NA	BRL	BRL	BRL	BRL	BRL	BRL	BRL
1,1-Dichloroethylene	BRL	BRL	NA	BRL	BRL	BRL	BRL	BRL	BRL	BRL
Vinyl Chloride	BRL	BRL	NA	BRL	BRL	BRL	BRL	BRL	BRL	BRL
1,1-Dichloroethane	BRL	BRL	NA	BRL	BRL	BRL	BRL	BRL	BRL	BRL
Tetrachloroethylene	BRL	BRL	BRL	BRL	BRL	BRL	BRL	BRL	BRL	BRL
Benzene	BRL	BRL	BRL	BRL	BRL	BRL	BRL	BRL	BRL	BRL
Toluene	BRL	BRL	NA	BRL	3.80	1.49	1.66	BRL	BRL	BRL
Ethylbenzene	BRL	BRL	NA	BRL	3.30	2.45	6.28	0.51	0.53	BRL
Total Xylenes	BRL	BRL	NA	BRL	7.70	5.30	12.80	1.33	1.18	0.75
Naphthalene	BRL	BRL	NA	BRL	BRL	BRL	BRL	BRL	BRL	BRL
Dichlorodifluoromethane	BRL	BRL	NA	BRL	BRL	BRL	BRL	BRL	BRL	BRL
Chloromethane	BRL	BRL	NA	BRL	BRL	BRL	BRL	BRL	BRL	BRL
Bromomethane	BRL	BRL	NA	BRL	BRL	BRL	BRL	BRL	BRL	BRL
Chloroethane	BRL	BRL	NA	BRL	BRL	BRL	BRL	BRL	BRL	BRL
Fluorotrichloromethane	BRL	BRL	NA	BRL	BRL	BRL	BRL	BRL	BRL	BRL
Dichloromethane	BRL	BRL	NA	BRL	BRL	BRL	BRL	BRL	BRL	BRL
2,2-Dichloropropane	BRL	BRL	NA	BRL	BRL	BRL	BRL	BRL	BRL	BRL
Chloroform	BRL	BRL	NA	BRL	BRL	BRL	BRL	BRL	BRL	BRL
Bromochloromethane	BRL	BRL	NA	BRL	BRL	BRL	BRL	BRL	BRL	BRL
1,1,1-Trichloroethane	BRL	BRL	NA	BRL	BRL	BRL	BRL	BRL	BRL	BRL
1,1-Dichloropropene	BRL	BRL	NA	BRL	BRL	BRL	BRL	BRL	BRL	BRL
Carbon Tetrachloride	BRL	BRL	NA	BRL	BRL	BRL	BRL	BRL	BRL	BRL
1,2-Dichloroethane	BRL	BRL	NA	BRL	BRL	BRL	BRL	BRL	BRL	BRL
1,2-Dichloropropane	BRL	BRL	NA	BRL	BRL	BRL	BRL	BRL	BRL	BRL
Bromodichloromethane	BRL	BRL	NA	BRL	BRL	BRL	BRL	BRL	BRL	BRL
Dibromomethane	BRL	BRL	NA	BRL	BRL	BRL	BRL	BRL	BRL	BRL
1,3-Dichloropropene	BRL	BRL	NA	BRL	BRL	BRL	BRL	BRL	BRL	BRL
1,1,2-Trichloroethane	BRL	BRL	NA	BRL	BRL	BRL	BRL	BRL	BRL	BRL
1,3-Dichloropropane	BRL	BRL	NA	BRL	BRL	BRL	BRL	BRL	BRL	BRL
Dibromochloromethane	BRL	BRL	NA	BRL	BRL	BRL	BRL	BRL	BRL	BRL
Chlorobenzene	BRL	BRL	NA	BRL	BRL	BRL	BRL	BRL	BRL	BRL
1,1,1,2-Tetrachloroethane	BRL	BRL	NA	BRL	BRL	BRL	BRL	BRL	BRL	BRL
Styrene	BRL	BRL	NA	BRL	BRL	BRL	BRL	BRL	BRL	BRL
Isopropylbenzene	BRL	BRL	NA	BRL	BRL	BRL	BRL	BRL	BRL	BRL
Bromoform	BRL	BRL	NA	BRL	BRL	BRL	BRL	BRL	BRL	BRL
1,1,2,2-Tetrachloroethane	BRL	BRL	NA	BRL	BRL	BRL	BRL	BRL	BRL	BRL
1,2,3-Trichloropropane	BRL	BRL	NA	BRL	BRL	BRL	BRL	BRL	BRL	BRL
n-Propylbenzene	BRL	BRL	NA	BRL	BRL	BRL	BRL	BRL	BRL	BRL
Bromobenzene	BRL	BRL	NA	BRL	BRL	BRL	BRL	BRL	BRL	BRL
1,3,5-Trimethylbenzene	BRL	BRL	NA	BRL	BRL	BRL	BRL	BRL	BRL	BRL
o-Chlorotoluene	BRL	BRL	NA	BRL	BRL	BRL	BRL	BRL	BRL	BRL
p-Chlorotoluene	BRL	BRL	NA	BRL	BRL	BRL	BRL	BRL	BRL	BRL
tert-Butylbenzene	BRL	BRL	NA	BRL	BRL	BRL	BRL	BRL	BRL	BRL
1,2,4-Trimethylbenzene	BRL	BRL	NA	BRL	BRL	BRL	BRL	BRL	BRL	BRL
sec-Butylbenzene	BRL	BRL	NA	BRL	BRL	BRL	BRL	BRL	BRL	BRL
p-Isopropyltoluene	BRL	BRL	NA	BRL	BRL	BRL	BRL	BRL	BRL	BRL
m-Dichlorobenzene	BRL	BRL	NA	BRL	BRL	BRL	BRL	BRL	BRL	BRL
p-Dichlorobenzene	BRL	BRL	NA	BRL	BRL	BRL	BRL	BRL	BRL	BRL
n-Butylbenzene	BRL	BRL	NA	BRL	BRL	BRL	BRL	BRL	BRL	BRL
o-Dichlorobenzene	BRL	BRL	NA	BRL	BRL	BRL	BRL	BRL	BRL	BRL
1,2,4-Trichlorobenzene	BRL	BRL	NA	BRL	BRL	BRL	BRL	BRL	BRL	BRL
Hexachlorobutadiene	BRL	BRL	NA	BRL	BRL	BRL	BRL	BRL	BRL	BRL
1,2,3-Trichlorobenzene	BRL	BRL	NA	BRL	BRL	BRL	BRL	BRL	BRL	BRL

BRL = Below Reporting Limit

Table A-1. Groundwater Monitoring Data - Organics (ppb) - Water Supply (WW-Series) Wells

Well ID	WW-10A	WW-10A	WW-10A	WW-10A	WW-10A	WW-10A	WW-10A	WW-10A	WW-11
Date Sampled	2/9/93	3/8/93	4/21/93	5/20/93	6/14/93	9/7/93	10/20/93	12/14/93	1/24/94
Time Sampled	13:20	13:20	09:15	12:44	16:10	13:55	11:50	13:00	20:40
Date Delivered	2/11/93	3/8/93	4/21/93	5/21/93	6/15/93	9/8/93	10/21/93	12/16/93	1/28/94
Date Analyzed	2/15/93	3/10/93	4/22/93	5/24/93	6/15/93	9/9/93	10/25/93	12/21/93	2/2/94
Reporting Limit	0.5	0.5	0.5	0.5	0.5	0.5	0.5	0.5	0.5
Trichloroethylene	BRL	BRL	BRL	BRL	BRL	BRL	BRL	BRL	BRL
cis-1,2-Dichloroethylene	BRL	BRL	BRL	BRL	BRL	BRL	BRL	BRL	BRL
trans-1,2-Dichloroethylene	BRL	BRL	BRL	BRL	BRL	BRL	BRL	BRL	BRL
1,1-Dichloroethylene	BRL	BRL	BRL	BRL	BRL	BRL	BRL	BRL	BRL
Vinyl Chloride	BRL	BRL	BRL	BRL	BRL	BRL	BRL	BRL	BRL
1,1-Dichloroethane	BRL	BRL	BRL	BRL	BRL	BRL	BRL	BRL	BRL
Tetrachloroethylene	BRL	BRL	BRL	BRL	BRL	BRL	BRL	BRL	BRL
Benzene	BRL	BRL	BRL	BRL	BRL	BRL	BRL	BRL	BRL
Toluene	BRL	BRL	BRL	BRL	BRL	BRL	BRL	BRL	BRL
Ethylbenzene	BRL	BRL	BRL	BRL	BRL	0.94	BRL	0.60	1.30
Total Xylenes	BRL	0.77	0.54	0.87	1.00	2.24	BRL	1.47	3.03
Naphthalene	BRL	BRL	BRL	BRL	BRL	BRL	BRL	BRL	BRL
Dichlorodifluoromethane	BRL	BRL	BRL	BRL	BRL	BRL	BRL	BRL	BRL
Chloromethane	BRL	BRL	BRL	BRL	BRL	BRL	BRL	BRL	BRL
Bromomethane	BRL	BRL	BRL	BRL	BRL	BRL	BRL	BRL	BRL
Chloroethane	BRL	BRL	BRL	BRL	BRL	BRL	BRL	BRL	BRL
Fluorotrichloromethane	BRL	BRL	BRL	BRL	BRL	BRL	BRL	BRL	BRL
Dichloromethane	BRL	BRL	BRL	BRL	BRL	BRL	BRL	BRL	BRL
2,2-Dichloropropane	BRL	BRL	BRL	BRL	BRL	BRL	BRL	BRL	BRL
Chloroform	BRL	BRL	BRL	BRL	BRL	BRL	BRL	BRL	BRL
Bromochloromethane	BRL	BRL	BRL	BRL	BRL	BRL	BRL	BRL	BRL
1,1,1-Trichloroethane	BRL	BRL	BRL	BRL	BRL	BRL	BRL	BRL	BRL
1,1-Dichloropropene	BRL	BRL	BRL	BRL	BRL	BRL	BRL	BRL	BRL
Carbon Tetrachloride	BRL	BRL	BRL	BRL	BRL	BRL	BRL	BRL	BRL
1,2-Dichloroethane	BRL	BRL	BRL	BRL	BRL	BRL	BRL	BRL	BRL
1,2-Dichloropropane	BRL	BRL	BRL	BRL	BRL	BRL	BRL	BRL	BRL
Bromodichloromethane	BRL	BRL	BRL	BRL	BRL	BRL	BRL	BRL	BRL
Dibromomethane	BRL	BRL	BRL	BRL	BRL	BRL	BRL	BRL	BRL
1,3-Dichloropropene	BRL	BRL	BRL	BRL	BRL	BRL	BRL	BRL	BRL
1,1,2-Trichloroethane	BRL	BRL	BRL	BRL	BRL	BRL	BRL	BRL	BRL
1,3-Dichloropropane	BRL	BRL	BRL	BRL	BRL	BRL	BRL	BRL	BRL
Dibromochloromethane	BRL	BRL	BRL	BRL	BRL	BRL	BRL	BRL	BRL
Chlorobenzene	BRL	BRL	BRL	BRL	BRL	BRL	BRL	BRL	BRL
1,1,1,2-Tetrachloroethane	BRL	BRL	BRL	BRL	BRL	BRL	BRL	BRL	BRL
Styrene	BRL	BRL	BRL	BRL	BRL	BRL	BRL	BRL	BRL
Isopropylbenzene	BRL	BRL	BRL	BRL	BRL	BRL	BRL	BRL	BRL
Bromoform	BRL	BRL	BRL	BRL	BRL	BRL	BRL	BRL	BRL
1,1,2,2-Tetrachloroethane	BRL	BRL	BRL	BRL	BRL	BRL	BRL	BRL	BRL
1,2,3-Trichloropropane	BRL	BRL	BRL	BRL	BRL	BRL	BRL	BRL	BRL
n-Propylbenzene	BRL	BRL	BRL	BRL	BRL	BRL	BRL	BRL	BRL
Bromobenzene	BRL	BRL	BRL	BRL	BRL	BRL	BRL	BRL	BRL
1,3,5-Trimethylbenzene	BRL	BRL	BRL	BRL	BRL	BRL	BRL	BRL	BRL
o-Chlorotoluene	BRL	BRL	BRL	BRL	BRL	BRL	BRL	BRL	BRL
p-Chlorotoluene	BRL	BRL	BRL	BRL	BRL	BRL	BRL	BRL	BRL
tert-Butylbenzene	BRL	BRL	BRL	BRL	BRL	BRL	BRL	BRL	BRL
1,2,4-Trimethylbenzene	BRL	BRL	BRL	BRL	BRL	BRL	BRL	BRL	BRL
sec-Butylbenzene	BRL	BRL	BRL	BRL	BRL	BRL	BRL	BRL	BRL
p-Isopropyltoluene	BRL	BRL	BRL	BRL	BRL	BRL	BRL	BRL	BRL
m-Dichlorobenzene	BRL	BRL	BRL	BRL	BRL	BRL	BRL	BRL	BRL
p-Dichlorobenzene	BRL	BRL	BRL	BRL	BRL	BRL	BRL	BRL	BRL
n-Butylbenzene	BRL	BRL	BRL	BRL	BRL	BRL	BRL	BRL	BRL
o-Dichlorobenzene	BRL	BRL	BRL	BRL	BRL	BRL	BRL	BRL	BRL
1,2,4-Trichlorobenzene	BRL	BRL	BRL	BRL	BRL	BRL	BRL	BRL	BRL
Hexachlorobutadiene	BRL	BRL	BRL	BRL	BRL	BRL	BRL	BRL	BRL
1,2,3-Trichlorobenzene	BRL	BRL	BRL	BRL	BRL	BRL	BRL	BRL	BRL

BRL = Below Reporting Limit

Table A-1. Groundwater Monitoring Data - Organics (ppb) - Water Supply (WW-Series) Wells

Well ID	WW-11(CC)	WW-11	WW-11	WW-11	WW-11	WW-11	WW-11	WW-11	WW-11	WW-11
Date Sampled	6/27/91	8/1/91	2/20/92	5/1/92	10/21/92	10/27/92	12/10/92	1/12/93	2/9/93	3/8/93
Time Sampled	10:29	18:50	11:45	10:30	12:34	09:55	13:32	11:38	12:55	13:04
Date Delivered	6/28/91	8/2/91	2/20/92	5/1/92	10/21/92	10/27/92	12/10/92	1/12/93	2/11/93	3/8/93
Date Analyzed	6/28/91	8/6/91	2/21/92	5/4/92	10/21/92	10/27/92	12/11/92	1/13/93	2/15/93	3/10/93
Reporting Limit	0.5	0.5	0.5	0.5	0.5	0.5	0.5	0.5	0.5	0.5
Trichloroethylene	BRL	BRL	BRL	BRL	BRL	BRL	BRL	BRL	BRL	BRL
cis-1,2-Dichloroethylene	NA	BRL	NA	BRL	BRL	BRL	BRL	BRL	BRL	BRL
trans-1,2-Dichloroethylene	NA	BRL	NA	BRL	BRL	BRL	BRL	BRL	BRL	BRL
1,1-Dichloroethylene	NA	BRL	BRL	BRL	BRL	BRL	BRL	BRL	BRL	BRL
Vinyl Chloride	NA	BRL	BRL	BRL	BRL	BRL	BRL	BRL	BRL	BRL
1,1-Dichloroethane	NA	BRL	NA	BRL	BRL	BRL	BRL	BRL	BRL	BRL
Tetrachloroethylene	BRL	BRL	NA	BRL	BRL	BRL	BRL	BRL	BRL	BRL
Benzene	BRL	BRL	BRL	BRL	BRL	BRL	BRL	BRL	BRL	BRL
Toluene	NA	BRL	NA	BRL	BRL	BRL	BRL	BRL	BRL	BRL
Ethylbenzene	NA	BRL	NA	BRL	BRL	BRL	BRL	BRL	BRL	BRL
Total Xylenes	NA	BRL	NA	BRL	BRL	BRL	BRL	BRL	BRL	BRL
Naphthalene	NA	BRL	NA	BRL	BRL	BRL	BRL	BRL	BRL	BRL
Dichlorodifluoromethane	NA	BRL	NA	BRL	BRL	BRL	BRL	BRL	BRL	BRL
Chloromethane	NA	BRL	NA	BRL	BRL	BRL	BRL	BRL	BRL	BRL
Bromomethane	NA	BRL	NA	BRL	BRL	BRL	BRL	BRL	BRL	BRL
Chloroethane	NA	BRL	NA	BRL	BRL	BRL	BRL	BRL	BRL	BRL
Fluorotrichloromethane	NA	BRL	NA	BRL	BRL	BRL	BRL	BRL	BRL	BRL
Dichloromethane	NA	BRL	NA	BRL	BRL	BRL	BRL	BRL	BRL	BRL
2,2-Dichloropropane	NA	BRL	NA	BRL	BRL	BRL	BRL	BRL	BRL	BRL
Chloroform	NA	BRL	NA	BRL	BRL	BRL	BRL	BRL	BRL	BRL
Bromochloromethane	NA	BRL	NA	BRL	BRL	BRL	BRL	BRL	BRL	BRL
1,1,1-Trichloroethane	NA	BRL	BRL	BRL	BRL	BRL	BRL	BRL	BRL	BRL
1,1-Dichloropropene	NA	BRL	NA	BRL	BRL	BRL	BRL	BRL	BRL	BRL
Carbon Tetrachloride	NA	BRL	BRL	BRL	BRL	BRL	BRL	BRL	BRL	BRL
1,2-Dichloroethane	NA	BRL	BRL	BRL	BRL	BRL	BRL	BRL	BRL	BRL
1,2-Dichloropropane	NA	BRL	NA	BRL	BRL	BRL	BRL	BRL	BRL	BRL
Bromodichloromethane	NA	BRL	NA	BRL	BRL	BRL	BRL	BRL	BRL	BRL
Dibromomethane	NA	BRL	NA	BRL	BRL	BRL	BRL	BRL	BRL	BRL
1,3-Dichloropropene	NA	BRL	NA	BRL	BRL	BRL	BRL	BRL	BRL	BRL
1,1,2-Trichloroethane	NA	BRL	NA	BRL	BRL	BRL	BRL	BRL	BRL	BRL
1,3-Dichloropropane	NA	BRL	NA	BRL	BRL	BRL	BRL	BRL	BRL	BRL
Dibromochloromethane	NA	BRL	NA	BRL	BRL	BRL	BRL	BRL	BRL	BRL
Chlorobenzene	NA	BRL	NA	BRL	BRL	BRL	BRL	BRL	BRL	BRL
1,1,1,2-Tetrachloroethane	NA	BRL	NA	BRL	BRL	BRL	BRL	BRL	BRL	BRL
Styrene	NA	BRL	NA	BRL	BRL	BRL	BRL	BRL	BRL	BRL
Isopropylbenzene	NA	BRL	NA	BRL	BRL	BRL	BRL	BRL	BRL	BRL
Bromoform	NA	BRL	NA	BRL	BRL	BRL	BRL	BRL	BRL	BRL
1,1,2,2-Tetrachloroethane	NA	BRL	NA	BRL	BRL	BRL	BRL	BRL	BRL	BRL
1,2,3-Trichloropropane	NA	BRL	NA	BRL	BRL	BRL	BRL	BRL	BRL	BRL
n-Propylbenzene	NA	BRL	NA	BRL	BRL	BRL	BRL	BRL	BRL	BRL
Bromobenzene	NA	BRL	NA	BRL	BRL	BRL	BRL	BRL	BRL	BRL
1,3,5-Trimethylbenzene	NA	BRL	NA	BRL	BRL	BRL	BRL	BRL	BRL	BRL
o-Chlorotoluene	NA	BRL	NA	BRL	BRL	BRL	BRL	BRL	BRL	BRL
p-Chlorotoluene	NA	BRL	NA	BRL	BRL	BRL	BRL	BRL	BRL	BRL
tert-Butylbenzene	NA	BRL	NA	BRL	BRL	BRL	BRL	BRL	BRL	BRL
1,2,4-Trimethylbenzene	NA	BRL	NA	BRL	BRL	BRL	BRL	BRL	BRL	BRL
sec-Butylbenzene	NA	BRL	NA	BRL	BRL	BRL	BRL	BRL	BRL	BRL
p-Isopropyltoluene	NA	BRL	NA	BRL	BRL	BRL	BRL	BRL	BRL	BRL
m-Dichlorobenzene	NA	BRL	NA	BRL	BRL	BRL	BRL	BRL	BRL	BRL
p-Dichlorobenzene	NA	BRL	BRL	BRL	BRL	BRL	BRL	BRL	BRL	BRL
n-Butylbenzene	NA	BRL	NA	BRL	BRL	BRL	BRL	BRL	BRL	BRL
o-Dichlorobenzene	NA	BRL	NA	BRL	BRL	BRL	BRL	BRL	BRL	BRL
1,2,4-Trichlorobenzene	NA	BRL	NA	BRL	BRL	BRL	BRL	BRL	BRL	BRL
Hexachlorobutadiene	NA	BRL	NA	BRL	BRL	BRL	BRL	BRL	BRL	BRL
1,2,3-Trichlorobenzene	NA	BRL	NA	BRL	BRL	BRL	BRL	BRL	BRL	BRL

BRL = Below Reporting Limit

Table A-1. Groundwater Monitoring Data - Organics (ppb) - Water Supply (WW-Series) Wells

Well ID	WW-11	WW-11	WW-11	WW-11	WW-11	WW-11	WW-11	WW-11	WW-12	WW-12(CC)
Date Sampled	4/21/93	5/20/93	6/14/93	7/19/93	9/7/93	10/20/93	12/14/93	1/24/94	6/27/91	6/27/91
Time Sampled	10:00	14:19	17:50	14:20	14:00	12:30	13:14	21:15	10:52	10:52
Date Delivered	4/21/93	5/21/93	6/15/93	7/21/93	9/8/93	10/21/93	12/16/93	1/28/94	6/27/91	6/28/91
Date Analyzed	4/22/93	5/24/93	6/15/93	7/22/93	9/9/93	10/25/93	12/21/93	2/2/94	6/27/91	6/28/91
Reporting Limit	0.5	0.5	0.5	0.5	0.5	0.5	0.5	0.5	0.5	0.5
Trichloroethylene	BRL	BRL	BRL	BRL	BRL	BRL	BRL	BRL	8.11	5.76
cis-1,2-Dichloroethylene	BRL	BRL	BRL	BRL	BRL	BRL	BRL	BRL	1.04	NA
trans-1,2-Dichloroethylene	BRL	BRL	BRL	BRL	BRL	BRL	BRL	BRL	BRL	NA
1,1-Dichloroethylene	BRL	BRL	BRL	BRL	BRL	BRL	BRL	BRL	BRL	NA
Vinyl Chloride	BRL	BRL	BRL	BRL	BRL	BRL	BRL	BRL	BRL	NA
1,1-Dichloroethane	BRL	BRL	BRL	BRL	BRL	BRL	BRL	BRL	BRL	NA
Tetrachloroethylene	BRL	BRL	BRL	BRL	BRL	BRL	BRL	BRL	BRL	BRL
Benzene	BRL	BRL	BRL	BRL	BRL	BRL	BRL	BRL	BRL	BRL
Toluene	BRL	BRL	BRL	BRL	BRL	BRL	BRL	BRL	BRL	NA
Ethylbenzene	BRL	BRL	BRL	BRL	BRL	BRL	BRL	BRL	BRL	NA
Total Xylenes	BRL	BRL	BRL	BRL	BRL	BRL	BRL	BRL	BRL	NA
Naphthalene	BRL	BRL	BRL	BRL	BRL	BRL	BRL	BRL	BRL	NA
Dichlorodifluoromethane	BRL	BRL	BRL	BRL	BRL	BRL	BRL	BRL	BRL	NA
Chloromethane	BRL	BRL	BRL	BRL	BRL	BRL	BRL	BRL	BRL	NA
Bromomethane	BRL	BRL	BRL	BRL	BRL	BRL	BRL	BRL	BRL	NA
Chloroethane	BRL	BRL	BRL	BRL	BRL	BRL	BRL	BRL	BRL	NA
Fluorotrichloromethane	BRL	BRL	BRL	BRL	BRL	BRL	BRL	BRL	BRL	NA
Dichloromethane	BRL	BRL	BRL	BRL	BRL	BRL	BRL	BRL	BRL	NA
2,2-Dichloropropane	BRL	BRL	BRL	BRL	BRL	BRL	BRL	BRL	BRL	NA
Chloroform	1.34	BRL	BRL	BRL	BRL	BRL	BRL	BRL	BRL	NA
Bromochloromethane	BRL	BRL	BRL	BRL	BRL	BRL	BRL	BRL	BRL	NA
1,1,1-Trichloroethane	BRL	BRL	BRL	BRL	BRL	BRL	BRL	BRL	BRL	NA
1,1-Dichloropropene	BRL	BRL	BRL	BRL	BRL	BRL	BRL	BRL	BRL	NA
Carbon Tetrachloride	BRL	BRL	BRL	BRL	BRL	BRL	BRL	BRL	BRL	NA
1,2-Dichloroethane	BRL	BRL	BRL	BRL	BRL	BRL	BRL	BRL	BRL	NA
1,2-Dichloropropane	BRL	BRL	BRL	BRL	BRL	BRL	BRL	BRL	BRL	NA
Bromodichloromethane	BRL	BRL	BRL	BRL	BRL	BRL	BRL	BRL	BRL	NA
Dibromomethane	BRL	BRL	BRL	BRL	BRL	BRL	BRL	BRL	BRL	NA
1,3-Dichloropropene	BRL	BRL	BRL	BRL	BRL	BRL	BRL	BRL	BRL	NA
1,1,2-Trichloroethane	BRL	BRL	BRL	BRL	BRL	BRL	BRL	BRL	BRL	NA
1,3-Dichloropropane	BRL	BRL	BRL	BRL	BRL	BRL	BRL	BRL	BRL	NA
Dibromochloromethane	BRL	BRL	BRL	BRL	BRL	BRL	BRL	BRL	BRL	NA
Chlorobenzene	BRL	BRL	BRL	BRL	BRL	BRL	BRL	BRL	BRL	NA
1,1,1,2-Tetrachloroethane	BRL	BRL	BRL	BRL	BRL	BRL	BRL	BRL	BRL	NA
Styrene	BRL	BRL	BRL	BRL	BRL	BRL	BRL	BRL	BRL	NA
Isopropylbenzene	BRL	BRL	BRL	BRL	BRL	BRL	BRL	BRL	BRL	NA
Bromoform	BRL	BRL	BRL	BRL	BRL	BRL	BRL	BRL	BRL	NA
1,1,2,2-Tetrachloroethane	BRL	BRL	BRL	BRL	BRL	BRL	BRL	BRL	BRL	NA
1,2,3-Trichloropropane	BRL	BRL	BRL	BRL	BRL	BRL	BRL	BRL	BRL	NA
n-Propylbenzene	BRL	BRL	BRL	BRL	BRL	BRL	BRL	BRL	BRL	NA
Bromobenzene	BRL	BRL	BRL	BRL	BRL	BRL	BRL	BRL	BRL	NA
1,3,5-Trimethylbenzene	BRL	BRL	BRL	BRL	BRL	BRL	BRL	BRL	BRL	NA
o-Chlorotoluene	BRL	BRL	BRL	BRL	BRL	BRL	BRL	BRL	BRL	NA
p-Chlorotoluene	BRL	BRL	BRL	BRL	BRL	BRL	BRL	BRL	BRL	NA
tert-Butylbenzene	BRL	BRL	BRL	BRL	BRL	BRL	BRL	BRL	BRL	NA
1,2,4-Trimethylbenzene	BRL	BRL	BRL	BRL	BRL	BRL	BRL	BRL	BRL	NA
sec-Butylbenzene	BRL	BRL	BRL	BRL	BRL	BRL	BRL	BRL	BRL	NA
p-Isopropyltoluene	BRL	BRL	BRL	BRL	BRL	BRL	BRL	BRL	BRL	NA
m-Dichlorobenzene	BRL	BRL	BRL	BRL	BRL	BRL	BRL	BRL	BRL	NA
p-Dichlorobenzene	BRL	BRL	BRL	BRL	BRL	BRL	BRL	BRL	BRL	NA
n-Butylbenzene	BRL	BRL	BRL	BRL	BRL	BRL	BRL	BRL	BRL	NA
o-Dichlorobenzene	BRL	BRL	BRL	BRL	BRL	BRL	BRL	BRL	BRL	NA
1,2,4-Trichlorobenzene	BRL	BRL	BRL	BRL	BRL	BRL	BRL	BRL	BRL	NA
Hexachlorobutadiene	BRL	BRL	BRL	BRL	BRL	BRL	BRL	BRL	BRL	NA
1,2,3-Trichlorobenzene	BRL	BRL	BRL	BRL	BRL	BRL	BRL	BRL	BRL	NA

BRL = Below Reporting Limit

Table A-1. Groundwater Monitoring Data - Organics (ppb) - Water Supply (WW-Series) Wells

Well ID	WW-12	WW-12	WW-12	WW-12	WW-12	WW-12	WW-12	WW-12	WW-12	WW-12
Date Sampled	8/1/91	8/22/91	2/20/92	5/1/92	10/21/92	10/27/92	12/10/92	1/13/93	2/9/93	3/8/93
Time Sampled	22:47	20:32	17:45	15:40	16:29	10:55	15:50	10:30	16:10	16:19
Date Delivered	8/2/91	8/23/91	2/20/92	5/1/92	10/21/92	10/27/92	12/10/92	1/13/93	2/11/93	3/8/93
Date Analyzed	8/6/91	8/23/91	2/21/92	5/4/92	10/21/92	10/27/92	12/11/92	1/13/93	2/15/93	3/10/93
Reporting Limit	0.5	0.5	0.5	0.5	0.5	0.5	0.5	0.5	0.5	0.5
Trichloroethylene	7.44	5.33	8.84	11.60	29.70	46.10	34.70	28.80	35.50	37.20
cis-1,2-Dichloroethylene	1.49	1.45	0.91	0.90	2.19	3.10	2.55	2.49	3.52	3.26
trans-1,2-Dichloroethylene	BRL	BRL	BRL	BRL	BRL	BRL	BRL	BRL	BRL	BRL
1,1-Dichloroethylene	BRL	BRL	BRL	BRL	BRL	BRL	BRL	BRL	BRL	BRL
Vinyl Chloride	BRL	BRL	BRL	BRL	BRL	BRL	BRL	BRL	BRL	BRL
1,1-Dichloroethane	0.87	1.30	0.22	BRL	BRL	BRL	BRL	BRL	BRL	0.50
Tetrachloroethylene	BRL	BRL	BRL	BRL	BRL	BRL	BRL	BRL	BRL	BRL
Benzene	BRL	BRL	BRL	BRL	BRL	BRL	BRL	BRL	BRL	BRL
Toluene	BRL	BRL	BRL	BRL	BRL	BRL	BRL	BRL	BRL	BRL
Ethylbenzene	BRL	BRL	BRL	BRL	BRL	BRL	BRL	BRL	BRL	BRL
Total Xylenes	BRL	BRL	BRL	BRL	BRL	BRL	BRL	BRL	BRL	BRL
Naphthalene	BRL	BRL	BRL	BRL	0.50	BRL	BRL	BRL	BRL	BRL
Dichlorodifluoromethane	BRL	BRL	BRL	BRL	BRL	BRL	BRL	BRL	BRL	BRL
Chloromethane	BRL	BRL	BRL	BRL	BRL	BRL	BRL	BRL	BRL	BRL
Bromomethane	BRL	BRL	BRL	BRL	BRL	BRL	BRL	BRL	BRL	BRL
Chloroethane	BRL	BRL	BRL	BRL	BRL	BRL	BRL	BRL	BRL	BRL
Fluorotrichloromethane	BRL	BRL	BRL	BRL	BRL	BRL	BRL	BRL	BRL	BRL
Dichloromethane	BRL	BRL	BRL	BRL	BRL	BRL	BRL	BRL	BRL	BRL
2,2-Dichloropropane	BRL	BRL	BRL	BRL	BRL	BRL	BRL	BRL	BRL	BRL
Chloroform	BRL	BRL	BRL	BRL	BRL	BRL	BRL	BRL	BRL	BRL
Bromochloromethane	BRL	BRL	BRL	BRL	BRL	BRL	BRL	BRL	BRL	BRL
1,1,1-Trichloroethane	BRL	BRL	BRL	BRL	BRL	BRL	BRL	BRL	BRL	BRL
1,1-Dichloropropene	BRL	BRL	BRL	BRL	BRL	BRL	BRL	BRL	BRL	BRL
Carbon Tetrachloride	BRL	BRL	BRL	BRL	BRL	BRL	BRL	BRL	BRL	BRL
1,2-Dichloroethane	BRL	BRL	BRL	BRL	BRL	BRL	BRL	BRL	BRL	BRL
1,2-Dichloropropane	BRL	BRL	BRL	BRL	BRL	BRL	BRL	BRL	BRL	BRL
Bromodichloromethane	BRL	BRL	BRL	BRL	BRL	BRL	BRL	BRL	BRL	BRL
Dibromomethane	BRL	BRL	BRL	BRL	BRL	BRL	BRL	BRL	BRL	BRL
1,3-Dichloropropene	BRL	BRL	BRL	BRL	BRL	BRL	BRL	BRL	BRL	BRL
1,1,2-Trichloroethane	BRL	BRL	BRL	BRL	BRL	BRL	BRL	BRL	BRL	BRL
1,3-Dichloropropane	BRL	BRL	BRL	BRL	BRL	BRL	BRL	BRL	BRL	BRL
Dibromochloromethane	BRL	BRL	BRL	BRL	BRL	BRL	BRL	BRL	BRL	BRL
Chlorobenzene	BRL	BRL	BRL	BRL	BRL	BRL	BRL	BRL	BRL	BRL
1,1,1,2-Tetrachloroethane	BRL	BRL	BRL	BRL	BRL	BRL	BRL	BRL	BRL	BRL
Styrene	BRL	BRL	BRL	BRL	BRL	BRL	BRL	BRL	BRL	BRL
Isopropylbenzene	BRL	BRL	BRL	BRL	BRL	BRL	BRL	BRL	BRL	BRL
Bromoform	BRL	BRL	BRL	BRL	BRL	BRL	BRL	BRL	BRL	BRL
1,1,2,2-Tetrachloroethane	BRL	BRL	BRL	BRL	BRL	BRL	BRL	BRL	BRL	BRL
1,2,3-Trichloropropane	BRL	BRL	BRL	BRL	BRL	BRL	BRL	BRL	BRL	BRL
n-Propylbenzene	BRL	BRL	BRL	BRL	BRL	BRL	BRL	BRL	BRL	BRL
Bromobenzene	BRL	BRL	BRL	BRL	BRL	BRL	BRL	BRL	BRL	BRL
1,3,5-Trimethylbenzene	BRL	BRL	BRL	BRL	BRL	BRL	BRL	BRL	BRL	BRL
o-Chlorotoluene	BRL	BRL	BRL	BRL	BRL	BRL	BRL	BRL	BRL	BRL
p-Chlorotoluene	BRL	BRL	BRL	BRL	BRL	BRL	BRL	BRL	BRL	BRL
tert-Butylbenzene	BRL	BRL	BRL	BRL	BRL	BRL	BRL	BRL	BRL	BRL
1,2,4-Trimethylbenzene	BRL	BRL	BRL	BRL	BRL	BRL	BRL	BRL	BRL	BRL
sec-Butylbenzene	BRL	BRL	BRL	BRL	BRL	BRL	BRL	BRL	BRL	BRL
p-Isopropyltoluene	BRL	BRL	BRL	BRL	BRL	BRL	BRL	BRL	BRL	BRL
m-Dichlorobenzene	BRL	BRL	BRL	BRL	BRL	BRL	BRL	BRL	BRL	BRL
p-Dichlorobenzene	BRL	BRL	BRL	BRL	BRL	BRL	BRL	BRL	BRL	BRL
n-Butylbenzene	BRL	BRL	BRL	BRL	BRL	BRL	BRL	BRL	BRL	BRL
o-Dichlorobenzene	BRL	BRL	BRL	BRL	BRL	BRL	BRL	BRL	BRL	BRL
1,2,4-Trichlorobenzene	BRL	BRL	BRL	BRL	BRL	BRL	BRL	BRL	BRL	BRL
Hexachlorobutadiene	BRL	BRL	BRL	BRL	BRL	BRL	BRL	BRL	BRL	BRL
1,2,3-Trichlorobenzene	BRL	BRL	BRL	BRL	BRL	BRL	BRL	BRL	BRL	BRL

BRL = Below Reporting Limit

Table A-1. Groundwater Monitoring Data - Organics (ppb) - Water Supply (WW-Series) Wells

Well ID	WW-12	WW-12	WW-12	WW-12	WW-12 Dup	WW-12	WW-12	WW-12	WW-12	WW-13
Date Sampled	4/21/93	5/20/93	6/14/93	7/19/93	7/19/93	9/7/93	10/20/93	12/14/93	1/26/94	6/27/91
Time Sampled	11:55	19:25	18:40	16:25	16:30	16:40	14:42	15:21	12:30	12:09
Date Delivered	4/21/93	5/21/93	6/15/93	7/21/93	7/21/93	9/8/93	10/21/93	12/16/93	1/28/94	6/27/91
Date Analyzed	4/22/93	5/24/93	6/15/93	7/22/93	7/22/93	9/9/93	10/25/93	12/22/93	2/10/94	6/27/91
Reporting Limit	2	1	1	1	1	2	1	2	1	0.5
Trichloroethylene	38.70	50.40	45.80	48.20	46.20	45.90	56.50	55.90	59.30	BRL
cis-1,2-Dichloroethylene	2.67	4.17	3.43	4.60	4.20	3.63	4.29	3.38	5.31	BRL
trans-1,2-Dichloroethylene	BRL	BRL	BRL	BRL	BRL	BRL	BRL	BRL	BRL	BRL
1,1-Dichloroethylene	BRL	BRL	BRL	BRL	BRL	BRL	BRL	BRL	BRL	BRL
Vinyl Chloride	BRL	BRL	BRL	BRL	BRL	BRL	BRL	BRL	BRL	BRL
1,1-Dichloroethane	BRL	BRL	BRL	BRL	BRL	BRL	BRL	BRL	BRL	1.77
Tetrachloroethylene	BRL	BRL	BRL	BRL	BRL	BRL	BRL	BRL	BRL	BRL
Benzene	BRL	BRL	BRL	BRL	BRL	BRL	BRL	BRL	BRL	BRL
Toluene	BRL	BRL	BRL	BRL	BRL	BRL	BRL	BRL	BRL	BRL
Ethylbenzene	BRL	BRL	BRL	BRL	BRL	BRL	BRL	BRL	BRL	BRL
Total Xylenes	BRL	BRL	BRL	BRL	BRL	BRL	BRL	BRL	BRL	BRL
Naphthalene	BRL	BRL	BRL	BRL	BRL	BRL	BRL	BRL	BRL	BRL
Dichlorodifluoromethane	BRL	BRL	BRL	BRL	BRL	BRL	BRL	BRL	BRL	BRL
Chloromethane	BRL	BRL	BRL	BRL	BRL	BRL	BRL	BRL	BRL	BRL
Bromomethane	BRL	BRL	BRL	BRL	BRL	BRL	BRL	BRL	BRL	BRL
Chloroethane	BRL	BRL	BRL	BRL	BRL	BRL	BRL	BRL	BRL	BRL
Fluorotrichloromethane	BRL	BRL	BRL	BRL	BRL	BRL	BRL	BRL	BRL	BRL
Dichloromethane	BRL	BRL	BRL	BRL	BRL	BRL	BRL	BRL	BRL	BRL
2,2-Dichloropropane	BRL	BRL	BRL	BRL	BRL	BRL	BRL	BRL	BRL	BRL
Chloroform	BRL	BRL	BRL	BRL	BRL	BRL	BRL	BRL	BRL	BRL
Bromochloromethane	BRL	BRL	BRL	BRL	BRL	BRL	BRL	BRL	BRL	BRL
1,1,1-Trichloroethane	BRL	BRL	BRL	BRL	BRL	BRL	BRL	BRL	BRL	BRL
1,1-Dichloropropene	BRL	BRL	BRL	BRL	BRL	BRL	BRL	BRL	BRL	BRL
Carbon Tetrachloride	BRL	BRL	BRL	BRL	BRL	BRL	BRL	BRL	BRL	BRL
1,2-Dichloroethane	BRL	BRL	BRL	BRL	BRL	BRL	BRL	BRL	BRL	BRL
1,2-Dichloropropane	BRL	BRL	BRL	BRL	BRL	BRL	BRL	BRL	BRL	BRL
Bromodichloromethane	BRL	BRL	BRL	BRL	BRL	BRL	BRL	BRL	BRL	BRL
Dibromomethane	BRL	BRL	BRL	BRL	BRL	BRL	BRL	BRL	BRL	BRL
1,3-Dichloropropene	BRL	BRL	BRL	BRL	BRL	BRL	BRL	BRL	BRL	BRL
1,1,2-Trichloroethane	BRL	BRL	BRL	BRL	BRL	BRL	BRL	BRL	BRL	BRL
1,3-Dichloropropane	BRL	BRL	BRL	BRL	BRL	BRL	BRL	BRL	BRL	BRL
Dibromochloromethane	BRL	BRL	BRL	BRL	BRL	BRL	BRL	BRL	BRL	BRL
Chlorobenzene	BRL	BRL	BRL	BRL	BRL	BRL	BRL	BRL	BRL	BRL
1,1,1,2-Tetrachloroethane	BRL	BRL	BRL	BRL	BRL	BRL	BRL	BRL	BRL	BRL
Styrene	BRL	BRL	BRL	BRL	BRL	BRL	BRL	BRL	BRL	BRL
Isopropylbenzene	BRL	BRL	BRL	BRL	BRL	BRL	BRL	BRL	BRL	BRL
Bromoform	BRL	BRL	BRL	BRL	BRL	BRL	BRL	BRL	BRL	BRL
1,1,2,2-Tetrachloroethane	BRL	BRL	BRL	BRL	BRL	BRL	BRL	BRL	BRL	BRL
1,2,3-Trichloropropane	BRL	BRL	BRL	BRL	BRL	BRL	BRL	BRL	BRL	BRL
n-Propylbenzene	BRL	BRL	BRL	BRL	BRL	BRL	BRL	BRL	BRL	BRL
Bromobenzene	BRL	BRL	BRL	BRL	BRL	BRL	BRL	BRL	BRL	BRL
1,3,5-Trimethylbenzene	BRL	BRL	BRL	BRL	BRL	BRL	BRL	BRL	BRL	BRL
o-Chlorotoluene	BRL	BRL	BRL	BRL	BRL	BRL	BRL	BRL	BRL	BRL
p-Chlorotoluene	BRL	BRL	BRL	BRL	BRL	BRL	BRL	BRL	BRL	BRL
tert-Butylbenzene	BRL	BRL	BRL	BRL	BRL	BRL	BRL	BRL	BRL	BRL
1,2,4-Trimethylbenzene	BRL	BRL	BRL	BRL	BRL	BRL	BRL	BRL	BRL	BRL
sec-Butylbenzene	BRL	BRL	BRL	BRL	BRL	BRL	BRL	BRL	BRL	BRL
p-Isopropyltoluene	BRL	BRL	BRL	BRL	BRL	BRL	BRL	BRL	BRL	BRL
m-Dichlorobenzene	BRL	BRL	BRL	BRL	BRL	BRL	BRL	BRL	BRL	BRL
p-Dichlorobenzene	BRL	BRL	BRL	BRL	BRL	BRL	BRL	BRL	BRL	BRL
n-Butylbenzene	BRL	BRL	BRL	BRL	BRL	BRL	BRL	BRL	BRL	BRL
o-Dichlorobenzene	BRL	BRL	BRL	BRL	BRL	BRL	BRL	BRL	BRL	BRL
1,2,4-Trichlorobenzene	BRL	BRL	BRL	BRL	BRL	BRL	BRL	BRL	BRL	BRL
Hexachlorobutadiene	BRL	BRL	BRL	BRL	BRL	BRL	BRL	BRL	BRL	BRL
1,2,3-Trichlorobenzene	BRL	BRL	BRL	BRL	BRL	BRL	BRL	BRL	BRL	BRL

BRL = Below Reporting Limit

Table A-1. Groundwater Monitoring Data - Organics (ppb) - Water Supply (WW-Series) Wells

Well ID	WW-13(CC)	WW-13	WW-13	WW-13	WW-13	WW-13	WW-13	WW-13	WW-13	WW-13
Date Sampled	6/27/91	8/1/91	2/20/92	5/1/92	10/21/92	10/27/92	12/10/92	1/12/93	2/9/93	3/8/93
Time Sampled	12:09	22:23	11:30	11:30	14:40	10:28	13:58	13:20	13:37	13:49
Date Delivered	6/28/91	8/2/91	2/20/92	5/1/92	10/21/92	10/27/92	12/10/92	1/12/93	2/11/93	3/8/93
Date Analyzed	6/28/91	8/6/91	2/21/92	5/4/92	10/21/92	10/27/92	12/11/92	1/13/93	2/15/93	3/10/93
Reporting Limit	0.5	0.5	0.5	0.5	0.5	0.5	0.5	0.5	0.5	0.5
Trichloroethylene	BRL	BRL	BRL	0.62	BRL	BRL	0.72	BRL	BRL	BRL
cis-1,2-Dichloroethylene	NA	BRL	BRL	1.19	BRL	BRL	1.33	0.90	0.89	BRL
trans-1,2-Dichloroethylene	NA	BRL	NA	BRL	BRL	BRL	BRL	BRL	BRL	BRL
1,1-Dichloroethylene	NA	BRL	BRL	BRL	BRL	BRL	BRL	BRL	BRL	BRL
Vinyl Chloride	NA	BRL	BRL	BRL	BRL	BRL	BRL	BRL	BRL	BRL
1,1-Dichloroethane	NA	1.90	NA	1.38	1.43	2.08	1.40	1.29	1.10	1.08
Tetrachloroethylene	BRL	BRL	NA	BRL	BRL	BRL	BRL	BRL	BRL	BRL
Benzene	BRL	BRL	BRL	BRL	BRL	BRL	BRL	BRL	BRL	BRL
Toluene	NA	BRL	NA	BRL	BRL	BRL	BRL	BRL	BRL	BRL
Ethylbenzene	NA	BRL	NA	BRL	BRL	BRL	BRL	BRL	BRL	BRL
Total Xylenes	NA	BRL	NA	BRL	BRL	BRL	BRL	BRL	BRL	BRL
Naphthalene	NA	BRL	NA	BRL	BRL	BRL	BRL	BRL	BRL	BRL
Dichlorodifluoromethane	NA	BRL	NA	BRL	BRL	BRL	BRL	BRL	BRL	BRL
Chloromethane	NA	BRL	NA	BRL	BRL	BRL	BRL	BRL	BRL	BRL
Bromomethane	NA	BRL	NA	BRL	BRL	BRL	BRL	BRL	BRL	BRL
Chloroethane	NA	BRL	NA	BRL	BRL	BRL	BRL	BRL	BRL	BRL
Fluorotrichloromethane	NA	BRL	NA	BRL	BRL	BRL	BRL	BRL	BRL	BRL
Dichloromethane	NA	BRL	NA	BRL	BRL	BRL	BRL	BRL	BRL	BRL
2,2-Dichloropropane	NA	BRL	NA	BRL	BRL	BRL	BRL	BRL	BRL	BRL
Chloroform	NA	BRL	NA	BRL	BRL	BRL	BRL	BRL	BRL	BRL
Bromochloromethane	NA	BRL	NA	BRL	BRL	BRL	BRL	BRL	BRL	BRL
1,1,1-Trichloroethane	NA	BRL	BRL	BRL	BRL	BRL	BRL	BRL	BRL	BRL
1,1-Dichloropropene	NA	BRL	NA	BRL	BRL	BRL	BRL	BRL	BRL	BRL
Carbon Tetrachloride	NA	BRL	BRL	BRL	BRL	BRL	BRL	BRL	BRL	BRL
1,2-Dichloroethane	NA	BRL	BRL	BRL	BRL	BRL	BRL	BRL	BRL	BRL
1,2-Dichloropropane	NA	BRL	NA	BRL	BRL	BRL	BRL	BRL	BRL	BRL
Bromodichloromethane	NA	BRL	NA	BRL	BRL	BRL	BRL	BRL	BRL	BRL
Dibromomethane	NA	BRL	NA	BRL	BRL	BRL	BRL	BRL	BRL	BRL
1,3-Dichloropropene	NA	BRL	NA	BRL	BRL	BRL	BRL	BRL	BRL	BRL
1,1,2-Trichloroethane	NA	BRL	NA	BRL	BRL	BRL	BRL	BRL	BRL	BRL
1,3-Dichloropropane	NA	BRL	NA	BRL	BRL	BRL	BRL	BRL	BRL	BRL
Dibromochloromethane	NA	BRL	NA	BRL	BRL	BRL	BRL	BRL	BRL	BRL
Chlorobenzene	NA	BRL	NA	BRL	BRL	BRL	BRL	BRL	BRL	BRL
1,1,1,2-Tetrachloroethane	NA	BRL	NA	BRL	BRL	BRL	BRL	BRL	BRL	BRL
Styrene	NA	BRL	NA	BRL	BRL	BRL	BRL	BRL	BRL	BRL
Isopropylbenzene	NA	BRL	NA	BRL	BRL	BRL	BRL	BRL	BRL	BRL
Bromoform	NA	BRL	NA	BRL	BRL	BRL	BRL	BRL	BRL	BRL
1,1,2,2-Tetrachloroethane	NA	BRL	NA	BRL	BRL	BRL	BRL	BRL	BRL	BRL
1,2,3-Trichloropropane	NA	BRL	NA	BRL	BRL	BRL	BRL	BRL	BRL	BRL
n-Propylbenzene	NA	BRL	NA	BRL	BRL	BRL	BRL	BRL	BRL	BRL
Bromobenzene	NA	BRL	NA	BRL	BRL	BRL	BRL	BRL	BRL	BRL
1,3,5-Trimethylbenzene	NA	BRL	NA	BRL	BRL	BRL	BRL	BRL	BRL	BRL
o-Chlorotoluene	NA	BRL	NA	BRL	BRL	BRL	BRL	BRL	BRL	BRL
p-Chlorotoluene	NA	BRL	NA	BRL	BRL	BRL	BRL	BRL	BRL	BRL
tert-Butylbenzene	NA	BRL	NA	BRL	BRL	BRL	BRL	BRL	BRL	BRL
1,2,4-Trimethylbenzene	NA	BRL	NA	BRL	BRL	BRL	BRL	BRL	BRL	BRL
sec-Butylbenzene	NA	BRL	NA	BRL	BRL	BRL	BRL	BRL	BRL	BRL
p-Isopropyltoluene	NA	BRL	NA	BRL	BRL	BRL	BRL	BRL	BRL	BRL
m-Dichlorobenzene	NA	BRL	NA	BRL	BRL	BRL	BRL	BRL	BRL	BRL
p-Dichlorobenzene	NA	BRL	BRL	BRL	BRL	BRL	BRL	BRL	BRL	BRL
n-Butylbenzene	NA	BRL	NA	BRL	BRL	BRL	BRL	BRL	BRL	BRL
o-Dichlorobenzene	NA	BRL	NA	BRL	BRL	BRL	BRL	BRL	BRL	BRL
1,2,4-Trichlorobenzene	NA	BRL	NA	BRL	BRL	BRL	BRL	BRL	BRL	BRL
Hexachlorobutadiene	NA	BRL	NA	BRL	BRL	BRL	BRL	BRL	BRL	BRL
1,2,3-Trichlorobenzene	NA	BRL	NA	BRL	BRL	BRL	BRL	BRL	BRL	BRL

BRL = Below Reporting Limit

Table A-1. Groundwater Monitoring Data - Organics (ppb) - Water Supply (WW-Series) Wells

Well ID	WW-13	WW-13	WW-13	WW-13	WW-13	WW-13	WW-13	WW-13	WW-14	WW-14(CC)
Date Sampled	4/21/93	5/20/93	6/14/93	7/19/93	9/7/93	10/20/93	12/14/93	1/26/94	6/27/91	6/27/91
Time Sampled	09:45	13:30	16:50	15:10	14:45	13:02	18:48	09:05	11:24	11:24
Date Delivered	4/21/93	5/21/93	6/15/93	7/21/93	9/8/93	10/21/93	12/16/93	1/28/94	6/27/91	6/28/91
Date Analyzed	4/22/93	5/24/93	6/15/93	7/22/93	9/9/93	10/25/93	12/21/93	2/4/94	6/27/91	6/28/91
Reporting Limit	0.5	0.5	0.5	0.5	0.5	0.5	0.5	0.5	0.5	0.5
Trichloroethylene	BRL	BRL	0.50	BRL	BRL	BRL	BRL	BRL	BRL	BRL
cis-1,2-Dichloroethylene	BRL	BRL	1.34	1.40	0.91	1.44	2.04	1.43	BRL	NA
trans-1,2-Dichloroethylene	BRL	BRL	BRL	BRL	BRL	BRL	BRL	BRL	BRL	NA
1,1-Dichloroethylene	BRL	BRL	1.33	BRL	BRL	BRL	BRL	BRL	BRL	NA
Vinyl Chloride	BRL	BRL	BRL	BRL	BRL	BRL	0.56	BRL	BRL	NA
1,1-Dichloroethane	1.09	0.96	BRL	1.40	1.45	1.43	1.61	1.54	BRL	NA
Tetrachloroethylene	BRL	BRL	BRL	BRL	BRL	BRL	BRL	BRL	BRL	BRL
Benzene	BRL	BRL	BRL	BRL	BRL	BRL	BRL	BRL	BRL	BRL
Toluene	BRL	BRL	BRL	BRL	BRL	BRL	BRL	BRL	BRL	NA
Ethylbenzene	BRL	BRL	BRL	BRL	BRL	BRL	BRL	BRL	BRL	NA
Total Xylenes	BRL	BRL	BRL	BRL	BRL	BRL	BRL	BRL	BRL	NA
Naphthalene	BRL	BRL	BRL	BRL	BRL	BRL	BRL	BRL	BRL	NA
Dichlorodifluoromethane	BRL	BRL	BRL	BRL	BRL	BRL	BRL	BRL	BRL	NA
Chloromethane	BRL	BRL	BRL	BRL	BRL	BRL	BRL	BRL	BRL	NA
Bromomethane	BRL	BRL	BRL	BRL	BRL	BRL	BRL	BRL	BRL	NA
Chloroethane	BRL	BRL	BRL	BRL	BRL	BRL	BRL	BRL	BRL	NA
Fluorotrichloromethane	BRL	BRL	BRL	BRL	BRL	BRL	BRL	BRL	BRL	NA
Dichloromethane	BRL	BRL	BRL	BRL	BRL	BRL	BRL	BRL	BRL	NA
2,2-Dichloropropane	BRL	BRL	BRL	BRL	BRL	BRL	BRL	BRL	BRL	NA
Chloroform	BRL	BRL	BRL	BRL	BRL	BRL	BRL	BRL	BRL	NA
Bromochloromethane	BRL	BRL	BRL	BRL	BRL	BRL	BRL	BRL	BRL	NA
1,1,1-Trichloroethane	BRL	BRL	BRL	BRL	BRL	BRL	BRL	BRL	BRL	NA
1,1-Dichloropropene	BRL	BRL	BRL	BRL	BRL	BRL	BRL	BRL	BRL	NA
Carbon Tetrachloride	BRL	BRL	BRL	BRL	BRL	BRL	BRL	BRL	BRL	NA
1,2-Dichloroethane	BRL	BRL	BRL	BRL	BRL	BRL	BRL	BRL	BRL	NA
1,2-Dichloropropane	BRL	BRL	BRL	BRL	BRL	BRL	BRL	BRL	BRL	NA
Bromodichloromethane	BRL	BRL	BRL	BRL	BRL	BRL	BRL	BRL	BRL	NA
Dibromomethane	BRL	BRL	BRL	BRL	BRL	BRL	BRL	BRL	BRL	NA
1,3-Dichloropropene	BRL	BRL	BRL	BRL	BRL	BRL	BRL	BRL	BRL	NA
1,1,2-Trichloroethane	BRL	BRL	BRL	BRL	BRL	BRL	BRL	BRL	BRL	NA
1,3-Dichloropropane	BRL	BRL	BRL	BRL	BRL	BRL	BRL	BRL	BRL	NA
Dibromochloromethane	BRL	BRL	BRL	BRL	BRL	BRL	BRL	BRL	BRL	NA
Chlorobenzene	BRL	BRL	BRL	BRL	BRL	BRL	BRL	BRL	BRL	NA
1,1,1,2-Tetrachloroethane	BRL	BRL	BRL	BRL	BRL	BRL	BRL	BRL	BRL	NA
Styrene	BRL	BRL	BRL	BRL	BRL	BRL	BRL	BRL	BRL	NA
Isopropylbenzene	BRL	BRL	BRL	BRL	BRL	BRL	BRL	BRL	BRL	NA
Bromoform	BRL	BRL	BRL	BRL	BRL	BRL	BRL	BRL	BRL	NA
1,1,2,2-Tetrachloroethane	BRL	BRL	BRL	BRL	BRL	BRL	BRL	BRL	BRL	NA
1,2,3-Trichloropropane	BRL	BRL	BRL	BRL	BRL	BRL	BRL	BRL	BRL	NA
n-Propylbenzene	BRL	BRL	BRL	BRL	BRL	BRL	BRL	BRL	BRL	NA
Bromobenzene	BRL	BRL	BRL	BRL	BRL	BRL	BRL	BRL	BRL	NA
1,3,5-Trimethylbenzene	BRL	BRL	BRL	BRL	BRL	BRL	BRL	BRL	BRL	NA
o-Chlorotoluene	BRL	BRL	BRL	BRL	BRL	BRL	BRL	BRL	BRL	NA
p-Chlorotoluene	BRL	BRL	BRL	BRL	BRL	BRL	BRL	BRL	BRL	NA
tert-Butylbenzene	BRL	BRL	BRL	BRL	BRL	BRL	BRL	BRL	BRL	NA
1,2,4-Trimethylbenzene	BRL	BRL	BRL	BRL	BRL	BRL	BRL	BRL	BRL	NA
sec-Butylbenzene	BRL	BRL	BRL	BRL	BRL	BRL	BRL	BRL	BRL	NA
p-Isopropyltoluene	BRL	BRL	BRL	BRL	BRL	BRL	BRL	BRL	BRL	NA
m-Dichlorobenzene	BRL	BRL	BRL	BRL	BRL	BRL	BRL	BRL	BRL	NA
p-Dichlorobenzene	BRL	BRL	BRL	BRL	BRL	BRL	BRL	BRL	BRL	NA
n-Butylbenzene	BRL	BRL	BRL	BRL	BRL	BRL	BRL	BRL	BRL	NA
o-Dichlorobenzene	BRL	BRL	BRL	BRL	BRL	BRL	BRL	BRL	BRL	NA
1,2,4-Trichlorobenzene	BRL	BRL	BRL	BRL	BRL	BRL	BRL	BRL	BRL	NA
Hexachlorobutadiene	BRL	BRL	BRL	BRL	BRL	BRL	BRL	BRL	BRL	NA
1,2,3-Trichlorobenzene	BRL	BRL	BRL	BRL	BRL	BRL	BRL	BRL	BRL	NA

BRL = Below Reporting Limit

Table A-1. Groundwater Monitoring Data - Organics (ppb) - Water Supply (WW-Series) Wells

Well ID	WW-14	WW-14	WW-14	WW-14	WW-14	WW-14	WW-14	WW-14	WW-14	WW-14
Date Sampled	2/20/92	5/1/92	10/21/92	12/10/92	1/12/93	2/9/93	3/8/93	4/20/93	5/20/93	6/14/93
Time Sampled	11:00	10:20	12:20	13:24	11:07	12:45	12:54	18:41	12:05	15:55
Date Delivered	2/20/92	5/1/92	10/21/92	12/10/92	1/12/93	2/11/93	3/8/93	4/21/93	5/21/93	6/15/93
Date Analyzed	2/21/92	5/4/92	10/21/92	12/11/92	1/13/93	2/15/93	3/10/93	4/22/93	5/24/93	6/15/93
Reporting Limit	0.5	0.5	0.5	0.5	0.5	0.5	0.5	0.5	0.5	0.5
Trichloroethylene	BRL	BRL	BRL	BRL	BRL	BRL	BRL	BRL	BRL	BRL
cis-1,2-Dichloroethylene	NA	BRL	BRL	BRL	BRL	BRL	BRL	BRL	BRL	BRL
trans-1,2-Dichloroethylene	NA	BRL	BRL	BRL	BRL	BRL	BRL	BRL	BRL	BRL
1,1-Dichloroethylene	BRL	BRL	BRL	BRL	BRL	BRL	BRL	BRL	BRL	BRL
Vinyl Chloride	BRL	BRL	BRL	BRL	BRL	BRL	BRL	BRL	BRL	BRL
1,1-Dichloroethane	NA	BRL	BRL	BRL	BRL	BRL	BRL	BRL	BRL	BRL
Tetrachloroethylene	NA	BRL	BRL	BRL	BRL	BRL	BRL	BRL	BRL	BRL
Benzene	BRL	BRL	BRL	BRL	BRL	BRL	BRL	BRL	BRL	BRL
Toluene	NA	BRL	BRL	BRL	BRL	BRL	BRL	BRL	BRL	BRL
Ethylbenzene	NA	BRL	BRL	BRL	BRL	BRL	BRL	BRL	BRL	BRL
Total Xylenes	NA	BRL	BRL	BRL	BRL	BRL	BRL	BRL	BRL	BRL
Naphthalene	NA	BRL	BRL	BRL	BRL	BRL	BRL	BRL	BRL	BRL
Dichlorodifluoromethane	NA	BRL	BRL	BRL	BRL	BRL	BRL	BRL	BRL	BRL
Chloromethane	NA	BRL	BRL	BRL	BRL	BRL	BRL	BRL	BRL	BRL
Bromomethane	NA	BRL	BRL	BRL	BRL	BRL	BRL	BRL	BRL	BRL
Chloroethane	NA	BRL	BRL	BRL	BRL	BRL	BRL	BRL	BRL	BRL
Fluorotrichloromethane	NA	BRL	BRL	BRL	BRL	BRL	BRL	BRL	BRL	BRL
Dichloromethane	NA	BRL	BRL	BRL	BRL	BRL	BRL	BRL	BRL	BRL
2,2-Dichloropropane	NA	BRL	BRL	BRL	BRL	BRL	BRL	BRL	BRL	BRL
Chloroform	NA	BRL	BRL	BRL	BRL	BRL	BRL	BRL	BRL	BRL
Bromochloromethane	NA	BRL	BRL	BRL	BRL	BRL	BRL	BRL	BRL	BRL
1,1,1-Trichloroethane	BRL	BRL	BRL	BRL	BRL	BRL	BRL	BRL	BRL	BRL
1,1-Dichloropropene	NA	BRL	BRL	BRL	BRL	BRL	BRL	BRL	BRL	BRL
Carbon Tetrachloride	BRL	BRL	BRL	BRL	BRL	BRL	BRL	BRL	BRL	BRL
1,2-Dichloroethane	BRL	BRL	BRL	BRL	BRL	BRL	BRL	BRL	BRL	BRL
1,2-Dichloropropane	NA	BRL	BRL	BRL	BRL	BRL	BRL	BRL	BRL	BRL
Bromodichloromethane	NA	BRL	BRL	BRL	BRL	BRL	BRL	BRL	BRL	BRL
Dibromomethane	NA	BRL	BRL	BRL	BRL	BRL	BRL	BRL	BRL	BRL
1,3-Dichloropropene	NA	BRL	BRL	BRL	BRL	BRL	BRL	BRL	BRL	BRL
1,1,2-Trichloroethane	NA	BRL	BRL	BRL	BRL	BRL	BRL	BRL	BRL	BRL
1,3-Dichloropropane	NA	BRL	BRL	BRL	BRL	BRL	BRL	BRL	BRL	BRL
Dibromochloromethane	NA	BRL	BRL	BRL	BRL	BRL	BRL	BRL	BRL	BRL
Chlorobenzene	NA	BRL	BRL	BRL	BRL	BRL	BRL	BRL	BRL	BRL
1,1,1,2-Tetrachloroethane	NA	BRL	BRL	BRL	BRL	BRL	BRL	BRL	BRL	BRL
Styrene	NA	BRL	BRL	BRL	BRL	BRL	BRL	BRL	BRL	BRL
Isopropylbenzene	NA	BRL	BRL	BRL	BRL	BRL	BRL	BRL	BRL	BRL
Bromoform	NA	BRL	BRL	BRL	BRL	BRL	BRL	BRL	BRL	BRL
1,1,2,2-Tetrachloroethane	NA	BRL	BRL	BRL	BRL	BRL	BRL	BRL	BRL	BRL
1,2,3-Trichloropropane	NA	BRL	BRL	BRL	BRL	BRL	BRL	BRL	BRL	BRL
n-Propylbenzene	NA	BRL	BRL	BRL	BRL	BRL	BRL	BRL	BRL	BRL
Bromobenzene	NA	BRL	BRL	BRL	BRL	BRL	BRL	BRL	BRL	BRL
1,3,5-Trimethylbenzene	NA	BRL	BRL	BRL	BRL	BRL	BRL	BRL	BRL	BRL
o-Chlorotoluene	NA	BRL	BRL	BRL	BRL	BRL	BRL	BRL	BRL	BRL
p-Chlorotoluene	NA	BRL	BRL	BRL	BRL	BRL	BRL	BRL	BRL	BRL
tert-Butylbenzene	NA	BRL	BRL	BRL	BRL	BRL	BRL	BRL	BRL	BRL
1,2,4-Trimethylbenzene	NA	BRL	BRL	BRL	BRL	BRL	BRL	BRL	BRL	BRL
sec-Butylbenzene	NA	BRL	BRL	BRL	BRL	BRL	BRL	BRL	BRL	BRL
p-Isopropyltoluene	NA	BRL	BRL	BRL	BRL	BRL	BRL	BRL	BRL	BRL
m-Dichlorobenzene	NA	BRL	BRL	BRL	BRL	BRL	BRL	BRL	BRL	BRL
p-Dichlorobenzene	BRL	BRL	BRL	BRL	BRL	BRL	BRL	BRL	BRL	BRL
n-Butylbenzene	NA	BRL	BRL	BRL	BRL	BRL	BRL	BRL	BRL	BRL
o-Dichlorobenzene	NA	BRL	BRL	BRL	BRL	BRL	BRL	BRL	BRL	BRL
1,2,4-Trichlorobenzene	NA	BRL	BRL	BRL	BRL	BRL	BRL	BRL	BRL	BRL
Hexachlorobutadiene	NA	BRL	BRL	BRL	BRL	BRL	BRL	BRL	BRL	BRL
1,2,3-Trichlorobenzene	NA	BRL	BRL	BRL	BRL	BRL	BRL	BRL	BRL	BRL

BRL = Below Reporting Limit

Table A-1. Groundwater Monitoring Data - Organics (ppb) - Water Supply (WW-Series) Wells

Well ID	WW-14	WW-14	WW-14	WW-14	WW-14	WW-15	WW-15(CC)	WW-15	WW-15	WW-15
Date Sampled	7/19/93	9/7/93	10/10/93	12/14/93	1/24/94	6/27/91	6/27/91	2/20/92	5/1/92	10/21/92
Time Sampled	13:45	13:14	11:35	12:47	20:11	11:46	11:46	10:40	10:00	12:08
Date Delivered	7/21/93	9/8/93	10/21/93	12/16/93	1/28/94	6/27/91	6/28/91	2/20/92	5/1/92	10/21/92
Date Analyzed	7/22/93	9/9/93	10/25/93	12/21/93	2/2/94	6/27/91	6/28/91	2/21/92	5/4/92	10/21/92
Reporting Limit	0.5	0.5	0.5	0.5	0.5	0.5	0.5	0.5	0.5	0.5
Trichloroethylene	BRL	BRL	BRL	BRL	BRL	BRL	BRL	BRL	BRL	BRL
cis-1,2-Dichloroethylene	BRL	BRL	BRL	BRL	BRL	BRL	NA	NA	BRL	BRL
trans-1,2-Dichloroethylene	BRL	BRL	BRL	BRL	BRL	BRL	NA	NA	BRL	BRL
1,1-Dichloroethylene	BRL	BRL	BRL	BRL	BRL	BRL	NA	BRL	BRL	BRL
Vinyl Chloride	BRL	BRL	BRL	BRL	BRL	BRL	NA	BRL	BRL	BRL
1,1-Dichloroethane	BRL	BRL	BRL	BRL	0.09	BRL	NA	NA	BRL	BRL
Tetrachloroethylene	BRL	BRL	BRL	BRL	BRL	BRL	BRL	NA	BRL	BRL
Benzene	BRL	BRL	BRL	BRL	BRL	BRL	BRL	BRL	BRL	BRL
Toluene	BRL	BRL	BRL	BRL	BRL	BRL	NA	NA	BRL	BRL
Ethylbenzene	BRL	BRL	BRL	BRL	BRL	BRL	NA	NA	BRL	BRL
Total Xylenes	BRL	BRL	BRL	BRL	BRL	BRL	NA	NA	BRL	BRL
Naphthalene	BRL	BRL	BRL	BRL	BRL	BRL	NA	NA	BRL	BRL
Dichlorodifluoromethane	BRL	BRL	BRL	BRL	BRL	BRL	NA	NA	BRL	BRL
Chloromethane	BRL	BRL	BRL	BRL	BRL	BRL	NA	NA	BRL	BRL
Bromomethane	BRL	BRL	BRL	BRL	BRL	BRL	NA	NA	BRL	BRL
Chloroethane	BRL	BRL	BRL	BRL	BRL	BRL	NA	NA	BRL	BRL
Fluorotrichloromethane	BRL	BRL	BRL	BRL	BRL	BRL	NA	NA	BRL	BRL
Dichloromethane	BRL	BRL	BRL	BRL	BRL	BRL	NA	NA	BRL	BRL
2,2-Dichloropropane	BRL	BRL	BRL	BRL	BRL	BRL	NA	NA	BRL	BRL
Chloroform	BRL	BRL	BRL	BRL	BRL	BRL	NA	NA	BRL	BRL
Bromochloromethane	BRL	BRL	BRL	BRL	BRL	BRL	NA	NA	BRL	BRL
1,1,1-Trichloroethane	BRL	BRL	BRL	BRL	BRL	BRL	NA	BRL	BRL	BRL
1,1-Dichloropropene	BRL	BRL	BRL	BRL	BRL	BRL	NA	NA	BRL	BRL
Carbon Tetrachloride	BRL	BRL	BRL	BRL	BRL	BRL	NA	BRL	BRL	BRL
1,2-Dichloroethane	BRL	BRL	BRL	BRL	BRL	BRL	NA	BRL	BRL	BRL
1,2-Dichloropropane	BRL	BRL	BRL	BRL	BRL	BRL	NA	NA	BRL	BRL
Bromodichloromethane	BRL	BRL	BRL	BRL	BRL	BRL	NA	NA	BRL	BRL
Dibromomethane	BRL	BRL	BRL	BRL	BRL	BRL	NA	NA	BRL	BRL
1,3-Dichloropropene	BRL	BRL	BRL	BRL	BRL	BRL	NA	NA	BRL	BRL
1,1,2-Trichloroethane	BRL	BRL	BRL	BRL	BRL	BRL	NA	NA	BRL	BRL
1,3-Dichloropropane	BRL	BRL	BRL	BRL	BRL	BRL	NA	NA	BRL	BRL
Dibromochloromethane	BRL	BRL	BRL	BRL	BRL	BRL	NA	NA	BRL	BRL
Chlorobenzene	BRL	BRL	BRL	BRL	BRL	BRL	NA	NA	BRL	BRL
1,1,1,2-Tetrachloroethane	BRL	BRL	BRL	BRL	BRL	BRL	NA	NA	BRL	BRL
Styrene	BRL	BRL	BRL	BRL	BRL	BRL	NA	NA	BRL	BRL
Isopropylbenzene	BRL	BRL	BRL	BRL	BRL	BRL	NA	NA	BRL	BRL
Bromoform	BRL	BRL	BRL	BRL	BRL	BRL	NA	NA	BRL	BRL
1,1,2,2-Tetrachloroethane	BRL	BRL	BRL	BRL	BRL	BRL	NA	NA	BRL	BRL
1,2,3-Trichloropropane	BRL	BRL	BRL	BRL	BRL	BRL	NA	NA	BRL	BRL
n-Propylbenzene	BRL	BRL	BRL	BRL	BRL	BRL	NA	NA	BRL	BRL
Bromobenzene	BRL	BRL	BRL	BRL	BRL	BRL	NA	NA	BRL	BRL
1,3,5-Trimethylbenzene	BRL	BRL	BRL	BRL	BRL	BRL	NA	NA	BRL	BRL
o-Chlorotoluene	BRL	BRL	BRL	BRL	BRL	BRL	NA	NA	BRL	BRL
p-Chlorotoluene	BRL	BRL	BRL	BRL	BRL	BRL	NA	NA	BRL	BRL
tert-Butylbenzene	BRL	BRL	BRL	BRL	BRL	BRL	NA	NA	BRL	BRL
1,2,4-Trimethylbenzene	BRL	BRL	BRL	BRL	BRL	BRL	NA	NA	BRL	BRL
sec-Butylbenzene	BRL	BRL	BRL	BRL	BRL	BRL	NA	NA	BRL	BRL
p-Isopropyltoluene	BRL	BRL	BRL	BRL	BRL	BRL	NA	NA	BRL	BRL
m-Dichlorobenzene	BRL	BRL	BRL	BRL	BRL	BRL	NA	NA	BRL	BRL
p-Dichlorobenzene	BRL	BRL	BRL	BRL	BRL	BRL	NA	BRL	BRL	BRL
n-Butylbenzene	BRL	BRL	BRL	BRL	BRL	BRL	NA	NA	BRL	BRL
o-Dichlorobenzene	BRL	BRL	BRL	BRL	BRL	BRL	NA	NA	BRL	BRL
1,2,4-Trichlorobenzene	BRL	BRL	BRL	BRL	BRL	BRL	NA	NA	BRL	BRL
Hexachlorobutadiene	BRL	BRL	BRL	BRL	BRL	BRL	NA	NA	BRL	BRL
1,2,3-Trichlorobenzene	BRL	BRL	BRL	BRL	BRL	BRL	NA	NA	BRL	BRL

BRL = Below Reporting Limit

Table A-1. Groundwater Monitoring Data - Organics (ppb) - Water Supply (WW-Series) Wells

Well ID	WW-15	WW-15	WW-15	WW-15	WW-15	WW-15	WW-15	WW-15	WW-15	WW-15
Date Sampled	12/10/92	1/12/93	2/10/93	3/8/93	4/20/93	5/20/93	6/14/93	7/19/93	9/7/93	10/20/93
Time Sampled	13:16	10:36	14:21	12:44	18:28	11:50	15:47	13:35	13:00	11:24
Date Delivered	12/10/92	1/12/93	2/11/93	3/8/93	4/21/93	5/21/93	6/15/93	7/21/93	9/8/93	10/21/93
Date Analyzed	12/11/92	1/13/93	2/15/93	3/10/93	4/22/93	5/24/93	6/15/93	7/22/93	9/9/93	10/25/93
Reporting Limit	0.5	0.5	0.5	0.5	0.5	0.5	0.5	0.5	0.5	0.5
Trichloroethylene	BRL	BRL	BRL	BRL	BRL	BRL	BRL	BRL	BRL	BRL
cis-1,2-Dichloroethylene	BRL	BRL	BRL	BRL	BRL	BRL	BRL	BRL	BRL	BRL
trans-1,2-Dichloroethylene	BRL	BRL	BRL	BRL	BRL	BRL	BRL	BRL	BRL	BRL
1,1-Dichloroethylene	BRL	BRL	BRL	BRL	BRL	BRL	BRL	BRL	BRL	BRL
Vinyl Chloride	BRL	BRL	BRL	BRL	BRL	BRL	BRL	BRL	BRL	BRL
1,1-Dichloroethane	BRL	BRL	BRL	BRL	BRL	BRL	BRL	BRL	BRL	BRL
Tetrachloroethylene	BRL	BRL	BRL	BRL	BRL	BRL	BRL	BRL	BRL	BRL
Benzene	BRL	BRL	BRL	BRL	BRL	BRL	BRL	BRL	BRL	BRL
Toluene	BRL	BRL	BRL	BRL	BRL	BRL	BRL	BRL	BRL	BRL
Ethylbenzene	BRL	BRL	BRL	BRL	BRL	BRL	BRL	BRL	BRL	BRL
Total Xylenes	BRL	BRL	BRL	BRL	BRL	BRL	BRL	BRL	BRL	BRL
Naphthalene	BRL	BRL	BRL	BRL	BRL	BRL	BRL	BRL	BRL	BRL
Dichlorodifluoromethane	BRL	BRL	BRL	BRL	BRL	BRL	BRL	BRL	BRL	BRL
Chloromethane	BRL	BRL	BRL	BRL	BRL	BRL	BRL	BRL	BRL	BRL
Bromomethane	BRL	BRL	BRL	BRL	BRL	BRL	BRL	BRL	BRL	BRL
Chloroethane	BRL	BRL	BRL	BRL	BRL	BRL	BRL	BRL	BRL	BRL
Fluorotrichloromethane	BRL	BRL	BRL	BRL	BRL	BRL	BRL	BRL	BRL	BRL
Dichloromethane	BRL	BRL	BRL	BRL	BRL	BRL	BRL	BRL	BRL	BRL
2,2-Dichloropropane	BRL	BRL	BRL	BRL	BRL	BRL	BRL	BRL	BRL	BRL
Chloroform	BRL	BRL	BRL	BRL	BRL	BRL	BRL	BRL	BRL	BRL
Bromochloromethane	BRL	BRL	BRL	BRL	BRL	BRL	BRL	BRL	BRL	BRL
1,1,1-Trichloroethane	BRL	BRL	BRL	BRL	BRL	BRL	BRL	BRL	BRL	BRL
1,1-Dichloropropene	BRL	BRL	BRL	BRL	BRL	BRL	BRL	BRL	BRL	BRL
Carbon Tetrachloride	BRL	BRL	BRL	BRL	BRL	BRL	BRL	BRL	BRL	BRL
1,2-Dichloroethane	BRL	BRL	BRL	BRL	BRL	BRL	BRL	BRL	BRL	BRL
1,2-Dichloropropane	BRL	BRL	BRL	BRL	BRL	BRL	BRL	BRL	BRL	BRL
Bromodichloromethane	BRL	BRL	BRL	BRL	BRL	BRL	BRL	BRL	BRL	BRL
Dibromomethane	BRL	BRL	BRL	BRL	BRL	BRL	BRL	BRL	BRL	BRL
1,3-Dichloropropene	BRL	BRL	BRL	BRL	BRL	BRL	BRL	BRL	BRL	BRL
1,1,2-Trichloroethane	BRL	BRL	BRL	BRL	BRL	BRL	BRL	BRL	BRL	BRL
1,3-Dichloropropane	BRL	BRL	BRL	BRL	BRL	BRL	BRL	BRL	BRL	BRL
Dibromochloromethane	BRL	BRL	BRL	BRL	BRL	BRL	BRL	BRL	BRL	BRL
Chlorobenzene	BRL	BRL	BRL	BRL	BRL	BRL	BRL	BRL	BRL	BRL
1,1,1,2-Tetrachloroethane	BRL	BRL	BRL	BRL	BRL	BRL	BRL	BRL	BRL	BRL
Styrene	BRL	BRL	BRL	BRL	BRL	BRL	BRL	BRL	BRL	BRL
Isopropylbenzene	BRL	BRL	BRL	BRL	BRL	BRL	BRL	BRL	BRL	BRL
Bromoform	BRL	BRL	BRL	BRL	BRL	BRL	BRL	BRL	BRL	BRL
1,1,2,2-Tetrachloroethane	BRL	BRL	BRL	BRL	BRL	BRL	BRL	BRL	BRL	BRL
1,2,3-Trichloropropane	BRL	BRL	BRL	BRL	BRL	BRL	BRL	BRL	BRL	BRL
n-Propylbenzene	BRL	BRL	BRL	BRL	BRL	BRL	BRL	BRL	BRL	BRL
Bromobenzene	BRL	BRL	BRL	BRL	BRL	BRL	BRL	BRL	BRL	BRL
1,3,5-Trimethylbenzene	BRL	BRL	BRL	BRL	BRL	BRL	BRL	BRL	BRL	BRL
o-Chlorotoluene	BRL	BRL	BRL	BRL	BRL	BRL	BRL	BRL	BRL	BRL
p-Chlorotoluene	BRL	BRL	BRL	BRL	BRL	BRL	BRL	BRL	BRL	BRL
tert-Butylbenzene	BRL	BRL	BRL	BRL	BRL	BRL	BRL	BRL	BRL	BRL
1,2,4-Trimethylbenzene	BRL	BRL	BRL	BRL	BRL	BRL	BRL	BRL	BRL	BRL
sec-Butylbenzene	BRL	BRL	BRL	BRL	BRL	BRL	BRL	BRL	BRL	BRL
p-Isopropyltoluene	BRL	BRL	BRL	BRL	BRL	BRL	BRL	BRL	BRL	BRL
m-Dichlorobenzene	BRL	BRL	BRL	BRL	BRL	BRL	BRL	BRL	BRL	BRL
p-Dichlorobenzene	BRL	BRL	BRL	BRL	BRL	BRL	BRL	BRL	BRL	BRL
n-Butylbenzene	BRL	BRL	BRL	BRL	BRL	BRL	BRL	BRL	BRL	BRL
o-Dichlorobenzene	BRL	BRL	BRL	BRL	BRL	BRL	BRL	BRL	BRL	BRL
1,2,4-Trichlorobenzene	BRL	BRL	BRL	BRL	BRL	BRL	BRL	BRL	BRL	BRL
Hexachlorobutadiene	BRL	BRL	BRL	BRL	BRL	BRL	BRL	BRL	BRL	BRL
1,2,3-Trichlorobenzene	BRL	BRL	BRL	BRL	BRL	BRL	BRL	BRL	BRL	BRL

BRL = Below Reporting Limit

Table A-1. Groundwater Monitoring Data - Organics (ppb) - Water Supply (WW-Series) Wells

Well ID	WW-15	WW-15
Date Sampled	12/14/93	1/24/94
Time Sampled	12:35	19:40
Date Delivered	12/16/93	1/28/94
Date Analyzed	12/21/93	2/2/94
Reporting Limit	0.5	0.5
Trichloroethylene	BRL	BRL
cis-1,2-Dichloroethylene	BRL	BRL
trans-1,2-Dichloroethylene	BRL	BRL
1,1-Dichloroethylene	BRL	BRL
Vinyl Chloride	BRL	BRL
1,1-Dichloroethane	BRL	BRL
Tetrachloroethylene	BRL	BRL
Benzene	BRL	BRL
Toluene	BRL	BRL
Ethylbenzene	BRL	BRL
Total Xylenes	BRL	BRL
Naphthalene	BRL	BRL
Dichlorodifluoromethane	BRL	BRL
Chloromethane	BRL	BRL
Bromomethane	BRL	BRL
Chloroethane	BRL	BRL
Fluorotrichloromethane	BRL	BRL
Dichloromethane	BRL	BRL
2,2-Dichloropropane	BRL	BRL
Chloroform	BRL	BRL
Bromochloromethane	BRL	BRL
1,1,1-Trichloroethane	BRL	BRL
1,1-Dichloropropene	BRL	BRL
Carbon Tetrachloride	BRL	BRL
1,2-Dichloroethane	BRL	BRL
1,2-Dichloropropane	BRL	BRL
Bromodichloromethane	BRL	BRL
Dibromomethane	BRL	BRL
1,3-Dichloropropene	BRL	BRL
1,1,2-Trichloroethane	BRL	BRL
1,3-Dichloropropane	BRL	BRL
Dibromochloromethane	BRL	BRL
Chlorobenzene	BRL	BRL
1,1,1,2-Tetrachloroethane	BRL	BRL
Styrene	BRL	BRL
Isopropylbenzene	BRL	BRL
Bromoform	BRL	BRL
1,1,2,2-Tetrachloroethane	BRL	BRL
1,2,3-Trichloropropane	BRL	BRL
n-Propylbenzene	BRL	BRL
Bromobenzene	BRL	BRL
1,3,5-Trimethylbenzene	BRL	BRL
o-Chlorotoluene	BRL	BRL
p-Chlorotoluene	BRL	BRL
tert-Butylbenzene	BRL	BRL
1,2,4-Trimethylbenzene	BRL	BRL
sec-Butylbenzene	BRL	BRL
p-Isopropyltoluene	BRL	BRL
m-Dichlorobenzene	BRL	BRL
p-Dichlorobenzene	BRL	BRL
n-Butylbenzene	BRL	BRL
o-Dichlorobenzene	BRL	BRL
1,2,4-Trichlorobenzene	BRL	BRL
Hexachlorobutadiene	BRL	BRL
1,2,3-Trichlorobenzene	BRL	BRL

BRL = Below Reporting Limit

Table A-2. Groundwater Monitoring Data - Organics (ppb) - CW-Series Monitoring Wells

Well ID	CW-1A	CW-1B	CW-1B(CC)	CW-1B	CW-1B	CW-1B	CW-1B dup.	CW-1B	CW-1C	CW-1C
Date Sampled	8/1/91	6/27/91	6/27/91	8/1/91	4/29/92	1/21/93	1/27/94	1/27/94	8/1/91	4/29/92
Time Sampled	21:32	16:35	16:35	20:26	21:20	08:25	12:45	12:45	20:45	22:00
Date Delivered	8/2/91	6/27/91	6/28/91	8/2/91	4/30/92	1/21/93	1/28/94	1/28/94	8/2/91	4/30/92
Date Analyzed	8/6/91	6/27/91	6/28/91	8/6/91	4/30/92	1/25/93	2/4/94	2/4/94	8/6/91	4/30/92
Reporting Limit	0.5	0.5	0.5	0.5	0.5	0.5	0.5	0.5	0.5	0.5
Trichloroethylene	BRL	4.98	4.89	3.76	8.39	10.20	57.60	58.80	13.70	6.85
cis-1,2-Dichloroethylene	BRL	8.90	NA	6.75	6.91	4.65	8.96	9.13	0.72	1.44
trans-1,2-Dichloroethylene	BRL	BRL	NA	BRL	BRL	BRL	BRL	BRL	BRL	BRL
1,1-Dichloroethylene	BRL	BRL	NA	BRL	BRL	BRL	BRL	BRL	BRL	BRL
Vinyl Chloride	BRL	BRL	NA	BRL	BRL	BRL	BRL	BRL	BRL	BRL
1,1-Dichloroethane	BRL	BRL	NA	BRL	BRL	BRL	BRL	BRL	BRL	BRL
Tetrachloroethylene	BRL	BRL	BRL	BRL	BRL	BRL	BRL	BRL	BRL	BRL
Benzene	BRL	BRL	BRL	BRL	BRL	BRL	BRL	BRL	BRL	BRL
Toluene	BRL	BRL	NA	BRL	BRL	BRL	BRL	BRL	BRL	BRL
Ethylbenzene	BRL	BRL	NA	BRL	BRL	BRL	BRL	BRL	BRL	BRL
Total Xylenes	BRL	BRL	NA	BRL	BRL	BRL	BRL	BRL	BRL	BRL
Naphthalene	BRL	BRL	NA	BRL	BRL	BRL	BRL	BRL	BRL	BRL
Dichlorodifluoromethane	BRL	BRL	NA	BRL	BRL	BRL	BRL	BRL	BRL	BRL
Chloromethane	BRL	BRL	NA	BRL	BRL	BRL	BRL	BRL	BRL	BRL
Bromomethane	BRL	BRL	NA	BRL	BRL	BRL	BRL	BRL	BRL	BRL
Chloroethane	BRL	BRL	NA	BRL	BRL	BRL	BRL	BRL	BRL	BRL
Fluorotrichloromethane	BRL	BRL	NA	BRL	BRL	BRL	BRL	BRL	BRL	BRL
Dichloromethane	BRL	0.86	NA	BRL	BRL	BRL	BRL	BRL	BRL	BRL
2,2-Dichloropropane	BRL	BRL	NA	BRL	BRL	BRL	BRL	BRL	BRL	BRL
Chloroform	BRL	BRL	NA	BRL	BRL	BRL	BRL	BRL	BRL	BRL
Bromochloromethane	BRL	BRL	NA	BRL	BRL	BRL	BRL	BRL	BRL	BRL
1,1,1-Trichloroethane	BRL	BRL	NA	BRL	BRL	BRL	BRL	BRL	BRL	BRL
1,1-Dichloropropene	BRL	BRL	NA	BRL	BRL	BRL	BRL	BRL	BRL	BRL
Carbon Tetrachloride	BRL	BRL	NA	BRL	BRL	BRL	BRL	BRL	BRL	BRL
1,2-Dichloroethane	BRL	BRL	NA	BRL	BRL	BRL	BRL	BRL	BRL	BRL
1,2-Dichloropropane	BRL	BRL	NA	BRL	BRL	BRL	BRL	BRL	BRL	BRL
Bromodichloromethane	BRL	BRL	NA	BRL	BRL	BRL	BRL	BRL	BRL	BRL
Dibromomethane	BRL	BRL	NA	BRL	BRL	BRL	BRL	BRL	BRL	BRL
1,3-Dichloropropene	BRL	BRL	NA	BRL	BRL	BRL	BRL	BRL	BRL	BRL
1,1,2-Trichloroethane	BRL	BRL	NA	BRL	BRL	BRL	BRL	BRL	BRL	BRL
1,3-Dichloropropane	BRL	BRL	NA	BRL	BRL	BRL	BRL	BRL	BRL	BRL
Dibromochloromethane	BRL	BRL	NA	BRL	BRL	BRL	BRL	BRL	BRL	BRL
Chlorobenzene	BRL	BRL	NA	BRL	BRL	BRL	BRL	BRL	BRL	BRL
1,1,1,2-Tetrachloroethane	BRL	BRL	NA	BRL	BRL	BRL	BRL	BRL	BRL	BRL
Styrene	BRL	BRL	NA	BRL	BRL	BRL	BRL	BRL	BRL	BRL
Isopropylbenzene	BRL	BRL	NA	BRL	BRL	BRL	BRL	BRL	BRL	BRL
Bromoform	BRL	BRL	NA	BRL	BRL	BRL	BRL	BRL	BRL	BRL
1,1,2,2-Tetrachloroethane	BRL	BRL	NA	BRL	BRL	BRL	BRL	BRL	BRL	BRL
1,2,3-Trichloropropane	BRL	BRL	NA	BRL	BRL	BRL	BRL	BRL	BRL	BRL
n-Propylbenzene	BRL	BRL	NA	BRL	BRL	BRL	BRL	BRL	BRL	BRL
Bromobenzene	BRL	BRL	NA	BRL	BRL	BRL	BRL	BRL	BRL	BRL
1,3,5-Trimethylbenzene	BRL	BRL	NA	BRL	BRL	BRL	BRL	BRL	BRL	BRL
o-Chlorotoluene	BRL	BRL	NA	BRL	BRL	BRL	BRL	BRL	BRL	BRL
p-Chlorotoluene	BRL	BRL	NA	BRL	BRL	BRL	BRL	BRL	BRL	BRL
tert-Butylbenzene	BRL	BRL	NA	BRL	BRL	BRL	BRL	BRL	BRL	BRL
1,2,4-Trimethylbenzene	BRL	BRL	NA	BRL	BRL	BRL	BRL	BRL	BRL	BRL
sec-Butylbenzene	BRL	BRL	NA	BRL	BRL	BRL	BRL	BRL	BRL	BRL
p-Isopropyltoluene	BRL	BRL	NA	BRL	BRL	BRL	BRL	BRL	BRL	BRL
m-Dichlorobenzene	BRL	BRL	NA	BRL	BRL	BRL	BRL	BRL	BRL	BRL
p-Dichlorobenzene	BRL	BRL	NA	BRL	BRL	BRL	BRL	BRL	BRL	BRL
n-Butylbenzene	BRL	BRL	NA	BRL	BRL	BRL	BRL	BRL	BRL	BRL
o-Dichlorobenzene	BRL	BRL	NA	BRL	BRL	BRL	BRL	BRL	BRL	BRL
1,2,4-Trichlorobenzene	BRL	BRL	NA	BRL	BRL	BRL	BRL	BRL	BRL	BRL
Hexachlorobutadiene	BRL	BRL	NA	BRL	BRL	BRL	BRL	BRL	BRL	BRL
1,2,3-Trichlorobenzene	BRL	BRL	NA	BRL	BRL	BRL	BRL	BRL	BRL	BRL

BRL = Below Reporting Limit

Table A-2. Groundwater Monitoring Data - Organics (ppb) - CW-Series Monitoring Wells

Well ID	CW-1C	CW-1C	CW-2A	CW-2A	CW-2B	CW-2B	CW-2B	CW-2B	CW-3A	CW-3B
Date Sampled	1/21/93	1/27/94	7/31/91	1/24/94	7/18/91	4/28/92	1/20/93	1/25/94	7/10/91	6/27/91
Time Sampled	09:05	11:40	18:43	21:40	19:25	08:03	11:20	20:30	12:30	
Date Delivered	1/21/93	1/28/94	8/1/91	1/28/94	7/19/91	4/30/92	1/20/93	1/28/94	7/11/91	6/27/91
Date Analyzed	1/25/93	2/4/94	8/1/91	2/9/94	7/22/91	4/30/92	1/20/93	2/3/94	7/15/91	6/27/91
Reporting Limit	0.5	0.5	0.5	0.5	0.5	0.5	0.5	0.5	0.5	0.5
Trichloroethylene	6.58	4.84	BRL	BRL	BRL	BRL	BRL	BRL	BRL	BRL
cis-1,2-Dichloroethylene	0.51	BRL	BRL	BRL	BRL	BRL	BRL	BRL	BRL	BRL
trans-1,2-Dichloroethylene	BRL	BRL	BRL	BRL	BRL	BRL	BRL	BRL	BRL	BRL
1,1-Dichloroethylene	BRL	BRL	BRL	BRL	BRL	BRL	BRL	1.66	BRL	BRL
Vinyl Chloride	BRL	BRL	BRL	BRL	BRL	BRL	BRL	BRL	BRL	BRL
1,1-Dichloroethane	BRL	BRL	BRL	BRL	BRL	BRL	BRL	BRL	BRL	BRL
Tetrachloroethylene	BRL	BRL	BRL	BRL	BRL	BRL	BRL	BRL	BRL	BRL
Benzene	BRL	BRL	BRL	BRL	BRL	BRL	BRL	BRL	BRL	BRL
Toluene	BRL	BRL	BRL	BRL	BRL	BRL	BRL	BRL	BRL	BRL
Ethylbenzene	BRL	BRL	BRL	BRL	BRL	BRL	BRL	BRL	BRL	BRL
Total Xylenes	BRL	BRL	BRL	BRL	BRL	BRL	BRL	BRL	BRL	BRL
Naphthalene	BRL	BRL	BRL	BRL	BRL	BRL	BRL	BRL	BRL	BRL
Dichlorodifluoromethane	BRL	BRL	BRL	BRL	BRL	BRL	BRL	BRL	BRL	BRL
Chloromethane	BRL	BRL	BRL	BRL	BRL	BRL	BRL	BRL	BRL	BRL
Bromomethane	BRL	BRL	BRL	BRL	BRL	BRL	BRL	BRL	BRL	BRL
Chloroethane	BRL	BRL	BRL	BRL	BRL	BRL	BRL	BRL	BRL	BRL
Fluorotrichloromethane	BRL	BRL	BRL	BRL	BRL	BRL	BRL	BRL	BRL	BRL
Dichloromethane	BRL	BRL	BRL	BRL	BRL	BRL	BRL	BRL	BRL	BRL
2,2-Dichloropropane	BRL	BRL	BRL	BRL	BRL	BRL	BRL	BRL	BRL	BRL
Chloroform	BRL	BRL	BRL	BRL	BRL	BRL	BRL	BRL	BRL	BRL
Bromochloromethane	BRL	BRL	BRL	BRL	BRL	BRL	BRL	BRL	BRL	BRL
1,1,1-Trichloroethane	BRL	BRL	BRL	BRL	1.29	0.58	BRL	8.41	BRL	BRL
1,1-Dichloropropene	BRL	BRL	BRL	BRL	BRL	BRL	BRL	BRL	BRL	BRL
Carbon Tetrachloride	BRL	BRL	BRL	BRL	BRL	BRL	BRL	BRL	BRL	BRL
1,2-Dichloroethane	BRL	BRL	BRL	BRL	BRL	BRL	BRL	BRL	BRL	BRL
1,2-Dichloropropane	BRL	BRL	BRL	BRL	BRL	BRL	BRL	BRL	BRL	BRL
Bromodichloromethane	BRL	BRL	BRL	BRL	BRL	BRL	BRL	BRL	BRL	BRL
Dibromomethane	BRL	BRL	BRL	BRL	BRL	BRL	BRL	BRL	BRL	BRL
1,3-Dichloropropene	BRL	BRL	BRL	BRL	BRL	BRL	BRL	BRL	BRL	BRL
1,1,2-Trichloroethane	BRL	BRL	BRL	BRL	BRL	BRL	BRL	BRL	BRL	BRL
1,3-Dichloropropane	BRL	BRL	BRL	BRL	BRL	BRL	BRL	BRL	BRL	BRL
Dibromochloromethane	BRL	BRL	BRL	BRL	BRL	BRL	BRL	BRL	BRL	BRL
Chlorobenzene	BRL	BRL	BRL	BRL	BRL	BRL	BRL	BRL	BRL	BRL
1,1,1,2-Tetrachloroethane	BRL	BRL	BRL	BRL	BRL	BRL	BRL	BRL	BRL	BRL
Styrene	BRL	BRL	BRL	BRL	BRL	BRL	BRL	BRL	BRL	BRL
Isopropylbenzene	BRL	BRL	BRL	BRL	BRL	BRL	BRL	BRL	BRL	BRL
Bromoform	BRL	BRL	BRL	BRL	BRL	BRL	BRL	BRL	BRL	BRL
1,1,2,2-Tetrachloroethane	BRL	BRL	BRL	BRL	BRL	BRL	BRL	BRL	BRL	BRL
1,2,3-Trichloropropane	BRL	BRL	BRL	BRL	BRL	BRL	BRL	BRL	BRL	BRL
n-Propylbenzene	BRL	BRL	BRL	BRL	BRL	BRL	BRL	BRL	BRL	BRL
Bromobenzene	BRL	BRL	BRL	BRL	BRL	BRL	BRL	BRL	BRL	BRL
1,3,5-Trimethylbenzene	BRL	BRL	BRL	BRL	BRL	BRL	BRL	BRL	BRL	BRL
o-Chlorotoluene	BRL	BRL	BRL	BRL	BRL	BRL	BRL	BRL	BRL	BRL
p-Chlorotoluene	BRL	BRL	BRL	BRL	BRL	BRL	BRL	BRL	BRL	BRL
tert-Butylbenzene	BRL	BRL	BRL	BRL	BRL	BRL	BRL	BRL	BRL	BRL
1,2,4-Trimethylbenzene	BRL	BRL	BRL	BRL	BRL	BRL	BRL	BRL	BRL	BRL
sec-Butylbenzene	BRL	BRL	BRL	BRL	BRL	BRL	BRL	BRL	BRL	BRL
p-Isopropyltoluene	BRL	BRL	BRL	BRL	BRL	BRL	BRL	BRL	BRL	BRL
m-Dichlorobenzene	BRL	BRL	BRL	BRL	BRL	BRL	BRL	BRL	BRL	BRL
p-Dichlorobenzene	BRL	BRL	BRL	BRL	BRL	BRL	BRL	BRL	BRL	BRL
n-Butylbenzene	BRL	BRL	BRL	BRL	BRL	BRL	BRL	BRL	BRL	BRL
o-Dichlorobenzene	BRL	BRL	BRL	BRL	BRL	BRL	BRL	BRL	BRL	BRL
1,2,4-Trichlorobenzene	BRL	BRL	BRL	BRL	BRL	BRL	BRL	BRL	BRL	BRL
Hexachlorobutadiene	BRL	BRL	BRL	BRL	BRL	BRL	BRL	BRL	BRL	BRL
1,2,3-Trichlorobenzene	BRL	BRL	BRL	BRL	BRL	BRL	BRL	BRL	BRL	BRL

BRL = Below Reporting Limit

Table A-2. Groundwater Monitoring Data - Organics (ppb) - CW-Series Monitoring Wells

Well ID	CW-3B(CC)	CW-3B	CW-3B	CW-3B	CW-4B	CW-4B *	CW-4C	CW-4C	CW-4C	CW-4C
Date Sampled	6/27/91	4/15/92	1/14/93	1/25/94	7/12/91	1/26/94	7/12/91	4/28/92	1/19/93	1/26/94
Time Sampled	12:30		12:35	16:50	08:20	15:55	08:40	11:55	17:20	09:55
Date Delivered	6/28/91	4/16/92	1/15/93	1/28/94	7/12/91	1/28/94	7/12/91	4/30/92	1/20/93	1/28/94
Date Analyzed	6/28/91	4/16/92	1/15/93	2/2/94	7/13/91	2/8/94	7/15/91	4/30/92	1/20/93	2/2/94
Reporting Limit	0.5	0.5	0.5	0.5	0.5	0.5	0.5	0.5	0.5	0.5
Trichloroethylene	BRL	BRL	BRL	BRL	BRL	BRL	BRL	BRL	BRL	BRL
cis-1,2-Dichloroethylene	NA	BRL	BRL	BRL	BRL	BRL	BRL	BRL	BRL	BRL
trans-1,2-Dichloroethylene	NA	BRL	BRL	BRL	BRL	BRL	BRL	BRL	BRL	BRL
1,1-Dichloroethylene	NA	BRL	BRL	BRL	BRL	BRL	BRL	BRL	BRL	BRL
Vinyl Chloride	NA	BRL	BRL	BRL	BRL	BRL	BRL	BRL	BRL	BRL
1,1-Dichloroethane	NA	BRL	BRL	BRL	BRL	BRL	BRL	BRL	BRL	BRL
Tetrachloroethylene	BRL	BRL	BRL	BRL	BRL	BRL	BRL	BRL	BRL	BRL
Benzene	BRL	BRL	BRL	BRL	BRL	BRL	BRL	BRL	BRL	BRL
Toluene	NA	BRL	BRL	BRL	BRL	BRL	BRL	BRL	BRL	BRL
Ethylbenzene	NA	BRL	BRL	BRL	BRL	BRL	BRL	BRL	BRL	BRL
Total Xylenes	NA	BRL	BRL	BRL	BRL	BRL	BRL	BRL	BRL	BRL
Naphthalene	NA	BRL	BRL	BRL	BRL	BRL	BRL	BRL	BRL	BRL
Dichlorodifluoromethane	NA	BRL	BRL	BRL	BRL	BRL	BRL	BRL	BRL	BRL
Chloromethane	NA	BRL	BRL	BRL	BRL	BRL	BRL	BRL	BRL	BRL
Bromomethane	NA	BRL	BRL	BRL	BRL	BRL	BRL	BRL	BRL	BRL
Chloroethane	NA	BRL	BRL	BRL	BRL	BRL	BRL	BRL	BRL	BRL
Fluorotrichloromethane	NA	BRL	BRL	BRL	BRL	BRL	BRL	BRL	BRL	BRL
Dichloromethane	NA	BRL	BRL	BRL	BRL	BRL	BRL	BRL	BRL	BRL
2,2-Dichloropropane	NA	BRL	BRL	BRL	BRL	BRL	BRL	BRL	BRL	BRL
Chloroform	NA	BRL	BRL	BRL	BRL	BRL	BRL	BRL	BRL	BRL
Bromochloromethane	NA	BRL	BRL	BRL	BRL	BRL	BRL	BRL	BRL	BRL
1,1,1-Trichloroethane	NA	BRL	BRL	BRL	BRL	BRL	BRL	BRL	BRL	BRL
1,1-Dichloropropene	NA	BRL	BRL	BRL	BRL	BRL	BRL	BRL	BRL	BRL
Carbon Tetrachloride	NA	BRL	BRL	BRL	BRL	BRL	BRL	BRL	BRL	BRL
1,2-Dichloroethane	NA	BRL	BRL	BRL	BRL	BRL	BRL	BRL	BRL	BRL
1,2-Dichloropropane	NA	BRL	BRL	BRL	BRL	BRL	BRL	BRL	BRL	BRL
Bromodichloromethane	NA	BRL	BRL	BRL	BRL	BRL	BRL	BRL	BRL	BRL
Dibromomethane	NA	BRL	BRL	BRL	BRL	BRL	BRL	BRL	BRL	BRL
1,3-Dichloropropene	NA	BRL	BRL	BRL	BRL	BRL	BRL	BRL	BRL	BRL
1,1,2-Trichloroethane	NA	BRL	BRL	BRL	BRL	BRL	BRL	BRL	BRL	BRL
1,3-Dichloropropane	NA	BRL	BRL	BRL	BRL	BRL	BRL	BRL	BRL	BRL
Dibromochloromethane	NA	BRL	BRL	BRL	BRL	BRL	BRL	BRL	BRL	BRL
Chlorobenzene	NA	BRL	BRL	BRL	BRL	BRL	BRL	BRL	BRL	BRL
1,1,1,2-Tetrachloroethane	NA	BRL	BRL	BRL	BRL	BRL	BRL	BRL	BRL	BRL
Styrene	NA	BRL	BRL	BRL	BRL	BRL	BRL	BRL	BRL	BRL
Isopropylbenzene	NA	BRL	BRL	BRL	BRL	BRL	BRL	BRL	BRL	BRL
Bromoform	NA	BRL	BRL	BRL	BRL	BRL	BRL	BRL	BRL	BRL
1,1,2,2-Tetrachloroethane	NA	BRL	BRL	BRL	BRL	BRL	BRL	BRL	BRL	BRL
1,2,3-Trichloropropane	NA	BRL	BRL	BRL	BRL	BRL	BRL	BRL	BRL	BRL
n-Propylbenzene	NA	BRL	BRL	BRL	BRL	BRL	BRL	BRL	BRL	BRL
Bromobenzene	NA	BRL	BRL	BRL	BRL	BRL	BRL	BRL	BRL	BRL
1,3,5-Trimethylbenzene	NA	BRL	BRL	BRL	BRL	BRL	BRL	BRL	BRL	BRL
o-Chlorotoluene	NA	BRL	BRL	BRL	BRL	BRL	BRL	BRL	BRL	BRL
p-Chlorotoluene	NA	BRL	BRL	BRL	BRL	BRL	BRL	BRL	BRL	BRL
tert-Butylbenzene	NA	BRL	BRL	BRL	BRL	BRL	BRL	BRL	BRL	BRL
1,2,4-Trimethylbenzene	NA	BRL	BRL	BRL	BRL	BRL	BRL	BRL	BRL	BRL
sec-Butylbenzene	NA	BRL	BRL	BRL	BRL	BRL	BRL	BRL	BRL	BRL
p-Isopropyltoluene	NA	BRL	BRL	BRL	BRL	BRL	BRL	BRL	BRL	BRL
m-Dichlorobenzene	NA	BRL	BRL	BRL	BRL	BRL	BRL	BRL	BRL	BRL
p-Dichlorobenzene	NA	BRL	BRL	BRL	BRL	BRL	BRL	BRL	BRL	BRL
n-Butylbenzene	NA	BRL	BRL	BRL	BRL	BRL	BRL	BRL	BRL	BRL
o-Dichlorobenzene	NA	BRL	BRL	BRL	BRL	BRL	BRL	BRL	BRL	BRL
1,2,4-Trichlorobenzene	NA	BRL	BRL	BRL	BRL	BRL	BRL	BRL	BRL	BRL
Hexachlorobutadiene	NA	BRL	BRL	BRL	BRL	BRL	BRL	BRL	BRL	BRL
1,2,3-Trichlorobenzene	NA	BRL	BRL	BRL	BRL	BRL	BRL	BRL	BRL	BRL

BRL = Below Reporting Limit

Table A-2. Groundwater Monitoring Data - Organics (ppb) - CW-Series Monitoring Wells

Well ID	CW-5B	CW-5B	CW-5B	CW-5B	CW-6A	CW-6B	CW-6B(CC)	CW-6B	CW-6B	CW-6B
Date Sampled	7/12/91	4/28/92	1/19/93	1/26/94	8/2/91	6/27/91	6/27/91	8/2/91	4/30/92	1/21/93
Time Sampled	10:50	11:55	16:35	09:30	12:13	19:14	19:14	12:10	10:07	10:00
Date Delivered	7/12/91	4/30/92	1/20/93	1/28/94	8/2/91	6/27/91	6/28/91	8/2/91	4/30/92	1/21/93
Date Analyzed	7/15/91	4/30/92	1/20/93	2/2/94	8/2/91	6/27/91	6/28/91	8/2/91	4/30/92	1/25/93
Reporting Limit	0.5	0.5	0.5	0.5	0.5	0.5	0.5	0.5	0.5	0.5
Trichloroethylene	BRL	BRL	BRL	BRL	BRL	16.40	15.10	12.00	5.43	4.67
cis-1,2-Dichloroethylene	BRL	BRL	BRL	BRL	BRL	6.54	NA	4.63	0.77	BRL
trans-1,2-Dichloroethylene	BRL	BRL	BRL	BRL	BRL	BRL	NA	BRL	BRL	BRL
1,1-Dichloroethylene	BRL	BRL	BRL	BRL	BRL	BRL	NA	BRL	BRL	BRL
Vinyl Chloride	BRL	BRL	BRL	BRL	BRL	BRL	NA	BRL	BRL	BRL
1,1-Dichloroethane	BRL	BRL	BRL	BRL	BRL	BRL	NA	BRL	BRL	BRL
Tetrachloroethylene	BRL	BRL	BRL	BRL	BRL	BRL	BRL	BRL	BRL	BRL
Benzene	BRL	BRL	BRL	BRL	BRL	BRL	BRL	BRL	BRL	BRL
Toluene	BRL	BRL	BRL	BRL	BRL	BRL	NA	BRL	BRL	BRL
Ethylbenzene	BRL	BRL	BRL	BRL	BRL	BRL	NA	BRL	BRL	BRL
Total Xylenes	BRL	BRL	BRL	BRL	BRL	BRL	NA	BRL	BRL	BRL
Naphthalene	BRL	BRL	BRL	BRL	BRL	BRL	NA	BRL	BRL	BRL
Dichlorodifluoromethane	BRL	BRL	BRL	BRL	BRL	BRL	NA	BRL	BRL	BRL
Chloromethane	BRL	BRL	BRL	BRL	BRL	BRL	NA	BRL	BRL	BRL
Bromomethane	BRL	BRL	BRL	BRL	BRL	BRL	NA	BRL	BRL	BRL
Chloroethane	BRL	BRL	BRL	BRL	BRL	BRL	NA	BRL	BRL	BRL
Fluorotrichloromethane	BRL	BRL	BRL	BRL	BRL	BRL	NA	BRL	BRL	BRL
Dichloromethane	BRL	BRL	BRL	BRL	BRL	0.81	NA	BRL	BRL	BRL
2,2-Dichloropropane	BRL	BRL	BRL	BRL	BRL	BRL	NA	BRL	BRL	BRL
Chloroform	BRL	BRL	BRL	BRL	BRL	BRL	NA	BRL	BRL	BRL
Bromochloromethane	BRL	BRL	BRL	BRL	BRL	BRL	NA	BRL	BRL	BRL
1,1,1-Trichloroethane	BRL	BRL	BRL	BRL	BRL	BRL	NA	BRL	BRL	BRL
1,1-Dichloropropene	BRL	BRL	BRL	BRL	BRL	BRL	NA	BRL	BRL	BRL
Carbon Tetrachloride	BRL	BRL	BRL	BRL	BRL	BRL	NA	BRL	BRL	BRL
1,2-Dichloroethane	BRL	BRL	BRL	BRL	BRL	BRL	NA	BRL	BRL	BRL
1,2-Dichloropropane	BRL	BRL	BRL	BRL	BRL	BRL	NA	BRL	BRL	BRL
Bromodichloromethane	BRL	BRL	BRL	BRL	BRL	BRL	NA	BRL	BRL	BRL
Dibromomethane	BRL	BRL	BRL	BRL	BRL	BRL	NA	BRL	BRL	BRL
1,3-Dichloropropene	BRL	BRL	BRL	BRL	BRL	BRL	NA	BRL	BRL	BRL
1,1,2-Trichloroethane	BRL	BRL	BRL	BRL	BRL	BRL	NA	BRL	BRL	BRL
1,3-Dichloropropane	BRL	BRL	BRL	BRL	BRL	BRL	NA	BRL	BRL	BRL
Dibromochloromethane	BRL	BRL	BRL	BRL	BRL	BRL	NA	BRL	BRL	BRL
Chlorobenzene	BRL	BRL	BRL	BRL	BRL	BRL	NA	BRL	BRL	BRL
1,1,1,2-Tetrachloroethane	BRL	BRL	BRL	BRL	BRL	BRL	NA	BRL	BRL	BRL
Styrene	BRL	BRL	BRL	BRL	BRL	BRL	NA	BRL	BRL	BRL
Isopropylbenzene	BRL	BRL	BRL	BRL	BRL	BRL	NA	BRL	BRL	BRL
Bromoform	BRL	BRL	BRL	BRL	BRL	BRL	NA	BRL	BRL	BRL
1,1,2,2-Tetrachloroethane	BRL	BRL	BRL	BRL	BRL	BRL	NA	BRL	BRL	BRL
1,2,3-Trichloropropane	BRL	BRL	BRL	BRL	BRL	BRL	NA	BRL	BRL	BRL
n-Propylbenzene	BRL	BRL	BRL	BRL	BRL	BRL	NA	BRL	BRL	BRL
Bromobenzene	BRL	BRL	BRL	BRL	BRL	BRL	NA	BRL	BRL	BRL
1,3,5-Trimethylbenzene	BRL	BRL	BRL	BRL	BRL	BRL	NA	BRL	BRL	BRL
o-Chlorotoluene	BRL	BRL	BRL	BRL	BRL	BRL	NA	BRL	BRL	BRL
p-Chlorotoluene	BRL	BRL	BRL	BRL	BRL	BRL	NA	BRL	BRL	BRL
tert-Butylbenzene	BRL	BRL	BRL	BRL	BRL	BRL	NA	BRL	BRL	BRL
1,2,4-Trimethylbenzene	BRL	BRL	BRL	BRL	BRL	BRL	NA	BRL	BRL	BRL
sec-Butylbenzene	BRL	BRL	BRL	BRL	BRL	BRL	NA	BRL	BRL	BRL
p-Isopropyltoluene	BRL	BRL	BRL	BRL	BRL	BRL	NA	BRL	BRL	BRL
m-Dichlorobenzene	BRL	BRL	BRL	BRL	BRL	BRL	NA	BRL	BRL	BRL
p-Dichlorobenzene	BRL	BRL	BRL	BRL	BRL	BRL	NA	BRL	BRL	BRL
n-Butylbenzene	BRL	BRL	BRL	BRL	BRL	BRL	NA	BRL	BRL	BRL
o-Dichlorobenzene	BRL	BRL	BRL	BRL	BRL	BRL	NA	BRL	BRL	BRL
1,2,4-Trichlorobenzene	BRL	BRL	BRL	BRL	BRL	BRL	NA	BRL	BRL	BRL
Hexachlorobutadiene	BRL	BRL	BRL	BRL	BRL	BRL	NA	BRL	BRL	BRL
1,2,3-Trichlorobenzene	BRL	BRL	BRL	BRL	BRL	BRL	NA	BRL	BRL	BRL

BRL = Below Reporting Limit

Table A-2. Groundwater Monitoring Data - Organics (ppb) - CW-Series Monitoring Wells

Well ID	CW-6B	CW-7A	CW-7B	CW-7B	CW-7B	CW-7B	CW-7B	CW-7B	CW-7B	CW-7B
Date Sampled	1/27/94	7/18/91	7/18/91	4/22/92	10/29/92	12/11/92	1/15/93	2/10/93	3/9/93	4/19/93
Time Sampled	10:00	12:08	10:25	18:30	18:20	13:10	10:50	15:40	11:20	15:15
Date Delivered	1/28/94	7/19/91	7/19/91	4/24/92	10/30/92	12/11/92	1/15/93	2/11/93	3/9/93	4/21/93
Date Analyzed	2/4/94	7/22/91	7/22/91	4/24/92	10/30/92	12/14/92	1/15/93	2/15/93	3/11/93	4/22/93
Reporting Limit	0.5	0.5	0.5	0.5	0.5	0.5	0.5	0.5	0.5	0.5
Trichloroethylene	5.10	BRL	BRL	BRL	BRL	BRL	BRL	BRL	BRL	BRL
cis-1,2-Dichloroethylene	BRL	BRL	BRL	BRL	BRL	BRL	BRL	BRL	BRL	BRL
trans-1,2-Dichloroethylene	BRL	BRL	BRL	BRL	BRL	BRL	BRL	BRL	BRL	BRL
1,1-Dichloroethylene	BRL	BRL	BRL	BRL	BRL	BRL	BRL	BRL	BRL	BRL
Vinyl Chloride	BRL	BRL	BRL	BRL	BRL	BRL	BRL	BRL	BRL	BRL
1,1-Dichloroethane	BRL	BRL	BRL	BRL	BRL	BRL	BRL	BRL	BRL	BRL
Tetrachloroethylene	BRL	BRL	BRL	BRL	BRL	BRL	BRL	BRL	BRL	BRL
Benzene	BRL	BRL	BRL	BRL	BRL	BRL	BRL	BRL	BRL	BRL
Toluene	BRL	BRL	BRL	BRL	BRL	BRL	BRL	BRL	BRL	BRL
Ethylbenzene	BRL	BRL	BRL	BRL	BRL	BRL	BRL	BRL	BRL	BRL
Total Xylenes	BRL	BRL	BRL	BRL	BRL	BRL	BRL	BRL	BRL	BRL
Naphthalene	BRL	BRL	BRL	BRL	BRL	BRL	BRL	BRL	BRL	BRL
Dichlorodifluoromethane	BRL	BRL	BRL	BRL	BRL	BRL	BRL	BRL	BRL	BRL
Chloromethane	BRL	BRL	BRL	BRL	BRL	BRL	BRL	BRL	BRL	BRL
Bromomethane	BRL	BRL	BRL	BRL	BRL	BRL	BRL	BRL	BRL	BRL
Chloroethane	BRL	BRL	BRL	BRL	BRL	BRL	BRL	BRL	BRL	BRL
Fluorotrichloromethane	BRL	BRL	BRL	BRL	BRL	BRL	BRL	BRL	BRL	BRL
Dichloromethane	BRL	BRL	BRL	BRL	BRL	BRL	BRL	BRL	BRL	BRL
2,2-Dichloropropane	BRL	BRL	BRL	BRL	BRL	BRL	BRL	BRL	BRL	BRL
Chloroform	BRL	BRL	BRL	BRL	BRL	BRL	BRL	BRL	BRL	BRL
Bromochloromethane	BRL	BRL	BRL	BRL	BRL	BRL	BRL	BRL	BRL	BRL
1,1,1-Trichloroethane	BRL	BRL	BRL	BRL	BRL	BRL	BRL	BRL	BRL	BRL
1,1-Dichloropropene	BRL	BRL	BRL	BRL	BRL	BRL	BRL	BRL	BRL	BRL
Carbon Tetrachloride	BRL	BRL	BRL	BRL	BRL	BRL	BRL	BRL	BRL	BRL
1,2-Dichloroethane	BRL	BRL	BRL	BRL	BRL	BRL	BRL	BRL	BRL	BRL
1,2-Dichloropropane	BRL	BRL	BRL	BRL	BRL	BRL	BRL	BRL	BRL	BRL
Bromodichloromethane	BRL	BRL	BRL	BRL	BRL	BRL	BRL	BRL	BRL	BRL
Dibromomethane	BRL	BRL	BRL	BRL	BRL	BRL	BRL	BRL	BRL	BRL
1,3-Dichloropropene	BRL	BRL	BRL	BRL	BRL	BRL	BRL	BRL	BRL	BRL
1,1,2-Trichloroethane	BRL	BRL	BRL	BRL	BRL	BRL	BRL	BRL	BRL	BRL
1,3-Dichloropropane	BRL	BRL	BRL	BRL	BRL	BRL	BRL	BRL	BRL	BRL
Dibromochloromethane	BRL	BRL	BRL	BRL	BRL	BRL	BRL	BRL	BRL	BRL
Chlorobenzene	BRL	BRL	BRL	BRL	BRL	BRL	BRL	BRL	BRL	BRL
1,1,1,2-Tetrachloroethane	BRL	BRL	BRL	BRL	BRL	BRL	BRL	BRL	BRL	BRL
Styrene	BRL	BRL	BRL	BRL	BRL	BRL	BRL	BRL	BRL	BRL
Isopropylbenzene	BRL	BRL	BRL	BRL	BRL	BRL	BRL	BRL	BRL	BRL
Bromoform	BRL	BRL	BRL	BRL	BRL	BRL	BRL	BRL	BRL	BRL
1,1,2,2-Tetrachloroethane	BRL	BRL	BRL	BRL	BRL	BRL	BRL	BRL	BRL	BRL
1,2,3-Trichloropropane	BRL	BRL	BRL	BRL	BRL	BRL	BRL	BRL	BRL	BRL
n-Propylbenzene	BRL	BRL	BRL	BRL	BRL	BRL	BRL	BRL	BRL	BRL
Bromobenzene	BRL	BRL	BRL	BRL	BRL	BRL	BRL	BRL	BRL	BRL
1,3,5-Trimethylbenzene	BRL	BRL	BRL	BRL	BRL	BRL	BRL	BRL	BRL	BRL
o-Chlorotoluene	BRL	BRL	BRL	BRL	BRL	BRL	BRL	BRL	BRL	BRL
p-Chlorotoluene	BRL	BRL	BRL	BRL	BRL	BRL	BRL	BRL	BRL	BRL
tert-Butylbenzene	BRL	BRL	BRL	BRL	BRL	BRL	BRL	BRL	BRL	BRL
1,2,4-Trimethylbenzene	BRL	BRL	BRL	BRL	BRL	BRL	BRL	BRL	BRL	BRL
sec-Butylbenzene	BRL	BRL	BRL	BRL	BRL	BRL	BRL	BRL	BRL	BRL
p-Isopropyltoluene	BRL	BRL	BRL	BRL	BRL	BRL	BRL	BRL	BRL	BRL
m-Dichlorobenzene	BRL	BRL	BRL	BRL	BRL	BRL	BRL	BRL	BRL	BRL
p-Dichlorobenzene	BRL	BRL	BRL	BRL	BRL	BRL	BRL	BRL	BRL	BRL
n-Butylbenzene	BRL	BRL	BRL	BRL	BRL	BRL	BRL	BRL	BRL	BRL
o-Dichlorobenzene	BRL	BRL	BRL	BRL	BRL	BRL	BRL	BRL	BRL	BRL
1,2,4-Trichlorobenzene	BRL	BRL	BRL	BRL	BRL	BRL	BRL	BRL	BRL	BRL
Hexachlorobutadiene	BRL	BRL	BRL	BRL	BRL	BRL	BRL	BRL	BRL	BRL
1,2,3-Trichlorobenzene	BRL	BRL	BRL	BRL	BRL	BRL	BRL	BRL	BRL	BRL

BRL = Below Reporting Limit

Table A-2. Groundwater Monitoring Data - Organics (ppb) - CW-Series Monitoring Wells

Well ID	CW-7B	CW-7B	CW-7B	CW-7B	CW-7B	CW-7B	CW-7D	CW-7D	CW-7D	CW-7D
Date Sampled	5/20/93	6/16/93	9/8/93	10/21/93	12/15/93	1/25/94	1/21/93	2/10/93	3/10/93	4/20/93
Time Sampled	13:30	13:18	10:00	17:50	10:44	14:55	16:30	18:45	12:25	18:30
Date Delivered	5/21/93	6/18/93	9/8/93	10/21/93	12/16/93	1/28/94	1/21/93	2/11/93	3/10/93	4/21/93
Date Analyzed	5/24/93	6/21/93	9/9/93	10/25/93	12/21/93	2/3/94	1/25/93	2/15/93	3/12/93	4/22/93
Reporting Limit	0.5	0.5	0.5	0.5	0.5	0.5	0.5	0.5	0.5	0.5
Trichloroethylene	BRL	BRL	BRL	BRL	BRL	BRL	0.59	BRL	0.59	BRL
cis-1,2-Dichloroethylene	BRL	BRL	BRL	BRL	BRL	BRL	BRL	BRL	BRL	BRL
trans-1,2-Dichloroethylene	BRL	BRL	BRL	BRL	BRL	BRL	BRL	BRL	BRL	BRL
1,1-Dichloroethylene	BRL	BRL	BRL	BRL	BRL	BRL	BRL	BRL	BRL	BRL
Vinyl Chloride	BRL	BRL	BRL	BRL	BRL	BRL	BRL	BRL	BRL	BRL
1,1-Dichloroethane	BRL	BRL	BRL	BRL	BRL	BRL	BRL	BRL	BRL	BRL
Tetrachloroethylene	BRL	BRL	BRL	BRL	BRL	BRL	BRL	BRL	BRL	BRL
Benzene	BRL	BRL	BRL	BRL	BRL	BRL	BRL	BRL	BRL	BRL
Toluene	BRL	BRL	BRL	BRL	BRL	BRL	BRL	BRL	BRL	BRL
Ethylbenzene	BRL	BRL	BRL	BRL	BRL	BRL	BRL	BRL	BRL	BRL
Total Xylenes	BRL	BRL	BRL	BRL	BRL	BRL	BRL	BRL	BRL	BRL
Naphthalene	BRL	BRL	BRL	BRL	BRL	BRL	BRL	BRL	BRL	BRL
Dichlorodifluoromethane	BRL	BRL	BRL	BRL	BRL	BRL	BRL	BRL	BRL	BRL
Chloromethane	BRL	BRL	BRL	BRL	BRL	BRL	BRL	BRL	BRL	BRL
Bromomethane	BRL	BRL	BRL	BRL	BRL	BRL	BRL	BRL	BRL	BRL
Chloroethane	BRL	BRL	BRL	BRL	BRL	BRL	BRL	BRL	BRL	BRL
Fluorotrichloromethane	BRL	BRL	BRL	BRL	BRL	BRL	BRL	BRL	BRL	BRL
Dichloromethane	BRL	BRL	BRL	BRL	BRL	BRL	BRL	BRL	BRL	1.40
2,2-Dichloropropane	BRL	BRL	BRL	BRL	BRL	BRL	BRL	BRL	BRL	BRL
Chloroform	BRL	BRL	BRL	BRL	BRL	BRL	BRL	BRL	BRL	5.33
Bromochloromethane	BRL	BRL	BRL	BRL	BRL	BRL	BRL	BRL	BRL	BRL
1,1,1-Trichloroethane	BRL	BRL	BRL	BRL	BRL	BRL	BRL	BRL	BRL	BRL
1,1-Dichloropropene	BRL	BRL	BRL	BRL	BRL	BRL	BRL	BRL	BRL	BRL
Carbon Tetrachloride	BRL	BRL	BRL	BRL	BRL	BRL	BRL	BRL	BRL	BRL
1,2-Dichloroethane	BRL	BRL	BRL	BRL	BRL	BRL	BRL	BRL	BRL	BRL
1,2-Dichloropropane	BRL	BRL	BRL	BRL	BRL	BRL	BRL	BRL	BRL	BRL
Bromodichloromethane	BRL	BRL	BRL	BRL	BRL	BRL	BRL	BRL	BRL	BRL
Dibromomethane	BRL	BRL	BRL	BRL	BRL	BRL	BRL	BRL	BRL	BRL
1,3-Dichloropropene	BRL	BRL	BRL	BRL	BRL	BRL	BRL	BRL	BRL	BRL
1,1,2-Trichloroethane	BRL	BRL	BRL	BRL	BRL	BRL	BRL	BRL	BRL	BRL
1,3-Dichloropropane	BRL	BRL	BRL	BRL	BRL	BRL	BRL	BRL	BRL	BRL
Dibromochloromethane	BRL	BRL	BRL	BRL	BRL	BRL	BRL	BRL	BRL	BRL
Chlorobenzene	BRL	BRL	BRL	BRL	BRL	BRL	BRL	BRL	BRL	BRL
1,1,1,2-Tetrachloroethane	BRL	BRL	BRL	BRL	BRL	BRL	BRL	BRL	BRL	BRL
Styrene	BRL	BRL	BRL	BRL	BRL	BRL	BRL	BRL	BRL	BRL
Isopropylbenzene	BRL	BRL	BRL	BRL	BRL	BRL	BRL	BRL	BRL	BRL
Bromoform	BRL	BRL	BRL	BRL	BRL	BRL	BRL	BRL	BRL	BRL
1,1,2,2-Tetrachloroethane	BRL	BRL	BRL	BRL	BRL	BRL	BRL	BRL	BRL	BRL
1,2,3-Trichloropropane	BRL	BRL	BRL	BRL	BRL	BRL	BRL	BRL	BRL	BRL
n-Propylbenzene	BRL	BRL	BRL	BRL	BRL	BRL	BRL	BRL	BRL	BRL
Bromobenzene	BRL	BRL	BRL	BRL	BRL	BRL	BRL	BRL	BRL	BRL
1,3,5-Trimethylbenzene	BRL	BRL	BRL	BRL	BRL	BRL	BRL	BRL	BRL	BRL
o-Chlorotoluene	BRL	BRL	BRL	BRL	BRL	BRL	BRL	BRL	BRL	BRL
p-Chlorotoluene	BRL	BRL	BRL	BRL	BRL	BRL	BRL	BRL	BRL	BRL
tert-Butylbenzene	BRL	BRL	BRL	BRL	BRL	BRL	BRL	BRL	BRL	BRL
1,2,4-Trimethylbenzene	BRL	BRL	BRL	BRL	BRL	BRL	BRL	BRL	BRL	BRL
sec-Butylbenzene	BRL	BRL	BRL	BRL	BRL	BRL	BRL	BRL	BRL	BRL
p-Isopropyltoluene	BRL	BRL	BRL	BRL	BRL	BRL	BRL	BRL	BRL	BRL
m-Dichlorobenzene	BRL	BRL	BRL	BRL	BRL	BRL	BRL	BRL	BRL	BRL
p-Dichlorobenzene	BRL	BRL	BRL	BRL	BRL	BRL	BRL	BRL	BRL	BRL
n-Butylbenzene	BRL	BRL	BRL	BRL	BRL	BRL	BRL	BRL	BRL	BRL
o-Dichlorobenzene	BRL	BRL	BRL	BRL	BRL	BRL	BRL	BRL	BRL	BRL
1,2,4-Trichlorobenzene	BRL	BRL	BRL	BRL	BRL	BRL	BRL	BRL	BRL	BRL
Hexachlorobutadiene	BRL	BRL	BRL	BRL	BRL	BRL	BRL	BRL	BRL	BRL
1,2,3-Trichlorobenzene	BRL	BRL	BRL	BRL	BRL	BRL	BRL	BRL	BRL	BRL

BRL = Below Reporting Limit

Table A-2. Groundwater Monitoring Data - Organics (ppb) - CW-Series Monitoring Wells

Well ID	CW-7D	CW-7D	CW-7D	CW-7D	CW-7D	CW-7D	CW-7D	CW-8A	CW-8B	CW-8B(CC)
Date Sampled	5/20/93	6/17/93	7/21/93	9/7/93	10/21/93	12/16/93	1/26/94	7/18/91	6/27/91	6/27/91
Time Sampled	20:30		08:55	16:50	16:24	09:15	16:00	15:21	15:00	15:00
Date Delivered	5/21/93	6/18/93	7/21/93	9/8/93	10/21/93	12/16/93	1/28/94	7/19/91	6/27/91	6/28/91
Date Analyzed	5/24/93	6/21/93	7/22/93	9/9/93	10/25/93	12/22/93	2/3/94	7/22/91	6/27/91	6/28/91
Reporting Limit	0.5	0.5	0.5	0.5	0.5	0.5	0.5	0.5	0.5	0.5
Trichloroethylene	BRL	BRL	BRL	BRL	BRL	BRL	BRL	BRL	BRL	BRL
cis-1,2-Dichloroethylene	BRL	BRL	BRL	BRL	BRL	BRL	BRL	BRL	BRL	NA
trans-1,2-Dichloroethylene	BRL	BRL	BRL	BRL	BRL	BRL	BRL	BRL	BRL	NA
1,1-Dichloroethylene	BRL	BRL	BRL	BRL	BRL	BRL	BRL	BRL	BRL	NA
Vinyl Chloride	BRL	BRL	BRL	BRL	BRL	BRL	BRL	BRL	BRL	NA
1,1-Dichloroethane	BRL	BRL	BRL	BRL	BRL	BRL	BRL	BRL	BRL	NA
Tetrachloroethylene	BRL	BRL	BRL	BRL	BRL	BRL	BRL	BRL	BRL	BRL
Benzene	BRL	BRL	BRL	BRL	BRL	BRL	BRL	BRL	BRL	BRL
Toluene	BRL	BRL	BRL	BRL	BRL	BRL	BRL	BRL	BRL	NA
Ethylbenzene	BRL	BRL	BRL	BRL	BRL	BRL	BRL	BRL	BRL	NA
Total Xylenes	BRL	BRL	BRL	BRL	BRL	BRL	BRL	BRL	BRL	NA
Naphthalene	BRL	BRL	BRL	BRL	BRL	BRL	BRL	19.70	BRL	NA
Dichlorodifluoromethane	BRL	BRL	BRL	BRL	BRL	BRL	BRL	BRL	BRL	NA
Chloromethane	BRL	BRL	BRL	BRL	BRL	BRL	BRL	BRL	BRL	NA
Bromomethane	BRL	BRL	BRL	BRL	BRL	BRL	BRL	BRL	BRL	NA
Chloroethane	BRL	BRL	BRL	BRL	BRL	BRL	BRL	BRL	BRL	NA
Fluorotrichloromethane	BRL	BRL	BRL	BRL	BRL	BRL	BRL	BRL	BRL	NA
Dichloromethane	BRL	BRL	BRL	BRL	BRL	BRL	BRL	BRL	BRL	NA
2,2-Dichloropropane	BRL	BRL	BRL	BRL	BRL	BRL	BRL	BRL	BRL	NA
Chloroform	BRL	BRL	BRL	BRL	BRL	BRL	BRL	BRL	BRL	NA
Bromochloromethane	BRL	BRL	BRL	BRL	BRL	BRL	BRL	BRL	BRL	NA
1,1,1-Trichloroethane	BRL	BRL	BRL	BRL	BRL	BRL	BRL	BRL	BRL	NA
1,1-Dichloropropene	BRL	BRL	BRL	BRL	BRL	BRL	BRL	BRL	BRL	NA
Carbon Tetrachloride	BRL	BRL	BRL	BRL	BRL	BRL	BRL	BRL	BRL	NA
1,2-Dichloroethane	BRL	BRL	BRL	BRL	BRL	BRL	BRL	BRL	BRL	NA
1,2-Dichloropropane	BRL	BRL	BRL	BRL	BRL	BRL	BRL	BRL	BRL	NA
Bromodichloromethane	BRL	BRL	BRL	BRL	BRL	BRL	BRL	BRL	BRL	NA
Dibromomethane	BRL	BRL	BRL	BRL	BRL	BRL	BRL	BRL	BRL	NA
1,3-Dichloropropene	BRL	BRL	BRL	BRL	BRL	BRL	BRL	BRL	BRL	NA
1,1,2-Trichloroethane	BRL	BRL	BRL	BRL	BRL	BRL	BRL	BRL	BRL	NA
1,3-Dichloropropane	BRL	BRL	BRL	BRL	BRL	BRL	BRL	BRL	BRL	NA
Dibromochloromethane	BRL	BRL	BRL	BRL	BRL	BRL	BRL	BRL	BRL	NA
Chlorobenzene	BRL	BRL	BRL	BRL	BRL	BRL	BRL	BRL	BRL	NA
1,1,1,2-Tetrachloroethane	BRL	BRL	BRL	BRL	BRL	BRL	BRL	BRL	BRL	NA
Styrene	BRL	BRL	BRL	BRL	BRL	BRL	BRL	BRL	BRL	NA
Isopropylbenzene	BRL	BRL	BRL	BRL	BRL	BRL	BRL	BRL	BRL	NA
Bromoform	BRL	BRL	BRL	BRL	BRL	BRL	BRL	BRL	BRL	NA
1,1,2,2-Tetrachloroethane	BRL	BRL	BRL	BRL	BRL	BRL	BRL	BRL	BRL	NA
1,2,3-Trichloropropane	BRL	BRL	BRL	BRL	BRL	BRL	BRL	BRL	BRL	NA
n-Propylbenzene	BRL	BRL	BRL	BRL	BRL	BRL	BRL	BRL	BRL	NA
Bromobenzene	BRL	BRL	BRL	BRL	BRL	BRL	BRL	BRL	BRL	NA
1,3,5-Trimethylbenzene	BRL	BRL	BRL	BRL	BRL	BRL	BRL	BRL	BRL	NA
o-Chlorotoluene	BRL	BRL	BRL	BRL	BRL	BRL	BRL	BRL	BRL	NA
p-Chlorotoluene	BRL	BRL	BRL	BRL	BRL	BRL	BRL	BRL	BRL	NA
tert-Butylbenzene	BRL	BRL	BRL	BRL	BRL	BRL	BRL	BRL	BRL	NA
1,2,4-Trimethylbenzene	BRL	BRL	BRL	BRL	BRL	BRL	BRL	BRL	BRL	NA
sec-Butylbenzene	BRL	BRL	BRL	BRL	BRL	BRL	BRL	BRL	BRL	NA
p-Isopropyltoluene	BRL	BRL	BRL	BRL	BRL	BRL	BRL	BRL	BRL	NA
m-Dichlorobenzene	BRL	BRL	BRL	BRL	BRL	BRL	BRL	BRL	BRL	NA
p-Dichlorobenzene	BRL	BRL	BRL	BRL	BRL	BRL	BRL	BRL	BRL	NA
n-Butylbenzene	BRL	BRL	BRL	BRL	BRL	BRL	BRL	BRL	BRL	NA
o-Dichlorobenzene	BRL	BRL	BRL	BRL	BRL	BRL	BRL	BRL	BRL	NA
1,2,4-Trichlorobenzene	BRL	BRL	BRL	BRL	BRL	BRL	BRL	BRL	BRL	NA
Hexachlorobutadiene	BRL	BRL	BRL	BRL	BRL	BRL	BRL	BRL	BRL	NA
1,2,3-Trichlorobenzene	BRL	BRL	BRL	BRL	BRL	BRL	BRL	BRL	BRL	NA

BRL = Below Reporting Limit

Table A-2. Groundwater Monitoring Data - Organics (ppb) - CW-Series Monitoring Wells

Well ID	CW-8B	CW-8B	CW-8B	CW-8B	CW-8B	CW-8B	CW-8B	CW-8B	CW-8B
Date Sampled	4/22/92	10/29/92	12/11/92	1/15/93	2/10/93	3/9/93	4/19/93	5/20/93	6/16/93
Time Sampled	15:40	17:55	12:25	10:15	14:45	11:30	14:50	13:10	14:10
Date Delivered	4/22/92	10/30/92	12/11/92	1/15/93	2/11/93	3/9/93	4/21/93	5/21/93	6/18/93
Date Analyzed	4/22/92	10/30/92	12/14/92	1/15/93	2/15/93	3/11/93	4/22/93	5/24/93	6/21/93
Reporting Limit	0.5	0.5	0.5	0.5	0.5	0.5	0.5	0.5	0.5
Trichloroethylene	BRL	BRL	BRL	BRL	BRL	BRL	BRL	BRL	BRL
cis-1,2-Dichloroethylene	BRL	BRL	BRL	BRL	BRL	BRL	BRL	BRL	BRL
trans-1,2-Dichloroethylene	BRL	BRL	BRL	BRL	BRL	BRL	BRL	BRL	BRL
1,1-Dichloroethylene	BRL	BRL	BRL	BRL	BRL	BRL	BRL	BRL	BRL
Vinyl Chloride	BRL	BRL	BRL	BRL	BRL	BRL	BRL	BRL	BRL
1,1-Dichloroethane	BRL	BRL	BRL	BRL	BRL	BRL	BRL	BRL	BRL
Tetrachloroethylene	BRL	BRL	BRL	BRL	BRL	BRL	BRL	BRL	BRL
Benzene	BRL	BRL	BRL	BRL	BRL	BRL	BRL	BRL	BRL
Toluene	BRL	BRL	BRL	BRL	BRL	BRL	BRL	BRL	BRL
Ethylbenzene	BRL	BRL	BRL	BRL	BRL	BRL	BRL	BRL	BRL
Total Xylenes	BRL	BRL	BRL	BRL	BRL	BRL	BRL	BRL	BRL
Naphthalene	BRL	BRL	BRL	BRL	BRL	BRL	BRL	BRL	BRL
Dichlorodifluoromethane	BRL	BRL	BRL	BRL	BRL	BRL	BRL	BRL	BRL
Chloromethane	BRL	BRL	BRL	BRL	BRL	BRL	BRL	BRL	BRL
Bromomethane	BRL	BRL	BRL	BRL	BRL	BRL	BRL	BRL	BRL
Chloroethane	BRL	BRL	BRL	BRL	BRL	BRL	BRL	BRL	BRL
Fluorotrichloromethane	BRL	BRL	BRL	BRL	BRL	BRL	BRL	BRL	BRL
Dichloromethane	BRL	BRL	BRL	BRL	BRL	BRL	BRL	BRL	BRL
2,2-Dichloropropane	BRL	BRL	BRL	BRL	BRL	BRL	BRL	BRL	BRL
Chloroform	BRL	BRL	BRL	BRL	BRL	BRL	BRL	BRL	BRL
Bromochloromethane	BRL	BRL	BRL	BRL	BRL	BRL	BRL	BRL	BRL
1,1,1-Trichloroethane	BRL	BRL	BRL	BRL	BRL	BRL	BRL	BRL	BRL
1,1-Dichloropropene	BRL	BRL	BRL	BRL	BRL	BRL	BRL	BRL	BRL
Carbon Tetrachloride	BRL	BRL	BRL	BRL	BRL	BRL	BRL	BRL	BRL
1,2-Dichloroethane	BRL	BRL	BRL	BRL	BRL	BRL	BRL	BRL	BRL
1,2-Dichloropropane	BRL	BRL	BRL	BRL	BRL	BRL	BRL	BRL	BRL
Bromodichloromethane	BRL	BRL	BRL	BRL	BRL	BRL	BRL	BRL	BRL
Dibromomethane	BRL	BRL	BRL	BRL	BRL	BRL	BRL	BRL	BRL
1,3-Dichloropropene	BRL	BRL	BRL	BRL	BRL	BRL	BRL	BRL	BRL
1,1,2-Trichloroethane	BRL	BRL	BRL	BRL	BRL	BRL	BRL	BRL	BRL
1,3-Dichloropropane	BRL	BRL	BRL	BRL	BRL	BRL	BRL	BRL	BRL
Dibromochloromethane	BRL	BRL	BRL	BRL	BRL	BRL	BRL	BRL	BRL
Chlorobenzene	BRL	BRL	BRL	BRL	BRL	BRL	BRL	BRL	BRL
1,1,1,2-Tetrachloroethane	BRL	BRL	BRL	BRL	BRL	BRL	BRL	BRL	BRL
Styrene	BRL	BRL	BRL	BRL	BRL	BRL	BRL	BRL	BRL
Isopropylbenzene	BRL	BRL	BRL	BRL	BRL	BRL	BRL	BRL	BRL
Bromoform	BRL	BRL	BRL	BRL	BRL	BRL	BRL	BRL	BRL
1,1,2,2-Tetrachloroethane	BRL	BRL	BRL	BRL	BRL	BRL	BRL	BRL	BRL
1,2,3-Trichloropropane	BRL	BRL	BRL	BRL	BRL	BRL	BRL	BRL	BRL
n-Propylbenzene	BRL	BRL	BRL	BRL	BRL	BRL	BRL	BRL	BRL
Bromobenzene	BRL	BRL	BRL	BRL	BRL	BRL	BRL	BRL	BRL
1,3,5-Trimethylbenzene	BRL	BRL	BRL	BRL	BRL	BRL	BRL	BRL	BRL
o-Chlorotoluene	BRL	BRL	BRL	BRL	BRL	BRL	BRL	BRL	BRL
p-Chlorotoluene	BRL	BRL	BRL	BRL	BRL	BRL	BRL	BRL	BRL
tert-Butylbenzene	BRL	BRL	BRL	BRL	BRL	BRL	BRL	BRL	BRL
1,2,4-Trimethylbenzene	BRL	BRL	BRL	BRL	BRL	BRL	BRL	BRL	BRL
sec-Butylbenzene	BRL	BRL	BRL	BRL	BRL	BRL	BRL	BRL	BRL
p-Isopropyltoluene	BRL	BRL	BRL	BRL	BRL	BRL	BRL	BRL	BRL
m-Dichlorobenzene	BRL	BRL	BRL	BRL	BRL	BRL	BRL	BRL	BRL
p-Dichlorobenzene	BRL	BRL	BRL	BRL	BRL	BRL	BRL	BRL	BRL
n-Butylbenzene	BRL	BRL	BRL	BRL	BRL	BRL	BRL	BRL	BRL
o-Dichlorobenzene	BRL	BRL	BRL	BRL	BRL	BRL	BRL	BRL	BRL
1,2,4-Trichlorobenzene	BRL	BRL	BRL	BRL	BRL	BRL	BRL	BRL	BRL
Hexachlorobutadiene	BRL	BRL	BRL	BRL	BRL	BRL	BRL	BRL	BRL
1,2,3-Trichlorobenzene	BRL	BRL	BRL	BRL	BRL	BRL	BRL	BRL	BRL

BRL = Below Reporting Limit

Table A-2. Groundwater Monitoring Data - Organics (ppb) - CW-Series Monitoring Wells

Well ID	CW-8B	CW-8B	CW-8B	CW-8B	CW-9B	CW-9B(CC)	CW-9B	CW-9B	CW-9B	CW-10A
Date Sampled	9/8/93	10/22/93	12/15/93	1/25/94	6/27/91	6/27/91	4/28/92	1/19/93	1/26/94	7/12/91
Time Sampled	10:50	09:30	11:18	15:40	21:40	21:40	13:35	18:20	12:05	10:45
Date Delivered	9/8/93	10/21/93	12/16/93	1/28/94	6/27/91	6/28/91	4/30/92	1/20/93	1/28/94	7/12/91
Date Analyzed	9/9/93	10/25/93	12/21/93	2/3/94	6/27/91	6/28/91	4/30/92	1/20/93	2/3/94	7/15/91
Reporting Limit	0.5	0.5	0.5	0.5	0.5	0.5	0.5	0.5	0.5	0.5
Trichloroethylene	BRL	BRL	BRL	BRL	BRL	BRL	BRL	BRL	BRL	BRL
cis-1,2-Dichloroethylene	BRL	BRL	BRL	BRL	BRL	NA	BRL	BRL	BRL	BRL
trans-1,2-Dichloroethylene	BRL	BRL	BRL	BRL	BRL	NA	BRL	BRL	BRL	BRL
1,1-Dichloroethylene	BRL	BRL	BRL	BRL	BRL	NA	BRL	BRL	BRL	BRL
Vinyl Chloride	BRL	BRL	BRL	BRL	BRL	NA	BRL	BRL	BRL	BRL
1,1-Dichloroethane	BRL	BRL	BRL	BRL	BRL	NA	BRL	BRL	BRL	BRL
Tetrachloroethylene	BRL	BRL	BRL	BRL	BRL	BRL	BRL	BRL	BRL	BRL
Benzene	BRL	BRL	BRL	BRL	BRL	BRL	BRL	BRL	BRL	BRL
Toluene	BRL	BRL	BRL	BRL	BRL	NA	BRL	BRL	BRL	BRL
Ethylbenzene	BRL	BRL	BRL	BRL	BRL	NA	BRL	BRL	BRL	BRL
Total Xylenes	BRL	BRL	BRL	BRL	BRL	NA	BRL	BRL	BRL	BRL
Naphthalene	BRL	BRL	BRL	BRL	BRL	NA	BRL	BRL	BRL	BRL
Dichlorodifluoromethane	BRL	BRL	BRL	BRL	BRL	NA	BRL	BRL	BRL	BRL
Chloromethane	BRL	BRL	BRL	BRL	BRL	NA	BRL	BRL	BRL	BRL
Bromomethane	BRL	BRL	BRL	BRL	BRL	NA	BRL	BRL	BRL	BRL
Chloroethane	BRL	BRL	BRL	BRL	BRL	NA	BRL	BRL	BRL	BRL
Fluorotrichloromethane	BRL	BRL	BRL	BRL	BRL	NA	BRL	BRL	BRL	BRL
Dichloromethane	BRL	BRL	BRL	BRL	0.76	NA	BRL	BRL	BRL	BRL
2,2-Dichloropropane	BRL	BRL	BRL	BRL	BRL	NA	BRL	BRL	BRL	BRL
Chloroform	BRL	BRL	BRL	BRL	BRL	NA	BRL	BRL	BRL	BRL
Bromochloromethane	BRL	BRL	BRL	BRL	BRL	NA	BRL	BRL	BRL	BRL
1,1,1-Trichloroethane	BRL	BRL	BRL	BRL	BRL	NA	BRL	BRL	BRL	BRL
1,1-Dichloropropene	BRL	BRL	BRL	BRL	BRL	NA	BRL	BRL	BRL	BRL
Carbon Tetrachloride	BRL	BRL	BRL	BRL	BRL	NA	BRL	BRL	BRL	BRL
1,2-Dichloroethane	BRL	BRL	BRL	BRL	BRL	NA	BRL	BRL	BRL	BRL
1,2-Dichloropropane	BRL	BRL	BRL	BRL	BRL	NA	BRL	BRL	BRL	BRL
Bromodichloromethane	BRL	BRL	BRL	BRL	BRL	NA	BRL	BRL	BRL	BRL
Dibromomethane	BRL	BRL	BRL	BRL	BRL	NA	BRL	BRL	BRL	BRL
1,3-Dichloropropene	BRL	BRL	BRL	BRL	BRL	NA	BRL	BRL	BRL	BRL
1,1,2-Trichloroethane	BRL	BRL	BRL	BRL	BRL	NA	BRL	BRL	BRL	BRL
1,3-Dichloropropane	BRL	BRL	BRL	BRL	BRL	NA	BRL	BRL	BRL	BRL
Dibromochloromethane	BRL	BRL	BRL	BRL	BRL	NA	BRL	BRL	BRL	BRL
Chlorobenzene	BRL	BRL	BRL	BRL	BRL	NA	BRL	BRL	BRL	BRL
1,1,1,2-Tetrachloroethane	BRL	BRL	BRL	BRL	BRL	NA	BRL	BRL	BRL	BRL
Styrene	BRL	BRL	BRL	BRL	BRL	NA	BRL	BRL	BRL	BRL
Isopropylbenzene	BRL	BRL	BRL	BRL	BRL	NA	BRL	BRL	BRL	BRL
Bromoform	BRL	BRL	BRL	BRL	BRL	NA	BRL	BRL	BRL	BRL
1,1,2,2-Tetrachloroethane	BRL	BRL	BRL	BRL	BRL	NA	BRL	BRL	BRL	BRL
1,2,3-Trichloropropane	BRL	BRL	BRL	BRL	BRL	NA	BRL	BRL	BRL	BRL
n-Propylbenzene	BRL	BRL	BRL	BRL	BRL	NA	BRL	BRL	BRL	BRL
Bromobenzene	BRL	BRL	BRL	BRL	BRL	NA	BRL	BRL	BRL	BRL
1,3,5-Trimethylbenzene	BRL	BRL	BRL	BRL	BRL	NA	BRL	BRL	BRL	BRL
o-Chlorotoluene	BRL	BRL	BRL	BRL	BRL	NA	BRL	BRL	BRL	BRL
p-Chlorotoluene	BRL	BRL	BRL	BRL	BRL	NA	BRL	BRL	BRL	BRL
tert-Butylbenzene	BRL	BRL	BRL	BRL	BRL	NA	BRL	BRL	BRL	BRL
1,2,4-Trimethylbenzene	BRL	BRL	BRL	BRL	BRL	NA	BRL	BRL	BRL	BRL
sec-Butylbenzene	BRL	BRL	BRL	BRL	BRL	NA	BRL	BRL	BRL	BRL
p-Isopropyltoluene	BRL	BRL	BRL	BRL	BRL	NA	BRL	BRL	BRL	BRL
m-Dichlorobenzene	BRL	BRL	BRL	BRL	BRL	NA	BRL	BRL	BRL	BRL
p-Dichlorobenzene	BRL	BRL	BRL	BRL	BRL	NA	BRL	BRL	BRL	BRL
n-Butylbenzene	BRL	BRL	BRL	BRL	BRL	NA	BRL	BRL	BRL	BRL
o-Dichlorobenzene	BRL	BRL	BRL	BRL	BRL	NA	BRL	BRL	BRL	BRL
1,2,4-Trichlorobenzene	BRL	BRL	BRL	BRL	BRL	NA	BRL	BRL	BRL	BRL
Hexachlorobutadiene	BRL	BRL	BRL	BRL	BRL	NA	BRL	BRL	BRL	BRL
1,2,3-Trichlorobenzene	BRL	BRL	BRL	BRL	BRL	NA	BRL	BRL	BRL	BRL

BRL = Below Reporting Limit

Table A-3. Groundwater Monitoring Data - Organics (ppb) - PW-Series Monitoring Wells

Well ID	PW-1C	PW-1C	PW-1C	PW-1C	PW-1C	PW-1C	PW-1C	PW-1C	PW-1C	PW-1C
Date Sampled	4/22/92	10/30/92	12/11/92	1/19/93	2/11/93	3/9/93	4/20/93	5/20/93	6/17/93	7/20/93
Time Sampled	00:00	01:15	15:55	15:10	11:04	16:20	08:50	20:05	23:05	14:55
Date Delivered	4/24/92	10/30/92	12/11/92	1/20/93	2/11/93	3/9/93	4/21/93	5/21/93	6/18/93	7/21/93
Date Analyzed	4/24/92	10/30/92	12/14/92	1/20/93	2/15/93	3/11/93	4/22/93	5/24/93	6/21/93	7/22/93
Reporting Limit	0.5	0.5	0.5	0.5	0.5	0.5	0.5	0.5	0.5	0.5
Trichloroethylene	BRL	BRL	BRL	BRL	BRL	BRL	BRL	BRL	BRL	BRL
cis-1,2-Dichloroethylene	BRL	BRL	BRL	BRL	BRL	BRL	BRL	BRL	BRL	BRL
trans-1,2-Dichloroethylene	BRL	BRL	BRL	BRL	BRL	BRL	BRL	BRL	BRL	BRL
1,1-Dichloroethylene	BRL	BRL	BRL	BRL	BRL	BRL	BRL	BRL	BRL	BRL
Vinyl Chloride	BRL	BRL	BRL	BRL	BRL	BRL	BRL	BRL	BRL	BRL
1,1-Dichloroethane	BRL	BRL	BRL	BRL	BRL	BRL	BRL	BRL	BRL	BRL
Tetrachloroethylene	BRL	BRL	BRL	BRL	BRL	BRL	BRL	BRL	BRL	BRL
Benzene	BRL	BRL	BRL	BRL	BRL	BRL	BRL	BRL	BRL	BRL
Toluene	BRL	BRL	BRL	BRL	BRL	BRL	BRL	BRL	BRL	BRL
Ethylbenzene	BRL	BRL	BRL	BRL	BRL	BRL	BRL	BRL	BRL	BRL
Total Xylenes	BRL	BRL	BRL	BRL	BRL	BRL	BRL	BRL	BRL	BRL
Naphthalene	BRL	BRL	BRL	BRL	BRL	BRL	BRL	BRL	BRL	BRL
Dichlorodifluoromethane	BRL	BRL	BRL	BRL	BRL	BRL	BRL	BRL	BRL	BRL
Chloromethane	BRL	BRL	BRL	BRL	BRL	BRL	BRL	BRL	BRL	BRL
Bromomethane	BRL	BRL	BRL	BRL	BRL	BRL	BRL	BRL	BRL	BRL
Chloroethane	BRL	BRL	BRL	BRL	BRL	BRL	BRL	BRL	BRL	BRL
Fluorotrichloromethane	BRL	BRL	BRL	BRL	BRL	BRL	BRL	BRL	BRL	BRL
Dichloromethane	BRL	BRL	BRL	BRL	BRL	BRL	BRL	BRL	BRL	BRL
2,2-Dichloropropane	BRL	BRL	BRL	BRL	BRL	BRL	BRL	BRL	BRL	BRL
Chloroform	BRL	BRL	BRL	BRL	BRL	BRL	BRL	BRL	BRL	BRL
Bromochloromethane	BRL	BRL	BRL	BRL	BRL	BRL	BRL	BRL	BRL	BRL
1,1,1-Trichloroethane	BRL	BRL	BRL	BRL	BRL	BRL	BRL	BRL	BRL	BRL
1,1-Dichloropropene	BRL	BRL	BRL	BRL	BRL	BRL	BRL	BRL	BRL	BRL
Carbon Tetrachloride	BRL	BRL	BRL	BRL	BRL	BRL	BRL	BRL	BRL	BRL
1,2-Dichloroethane	BRL	BRL	BRL	BRL	BRL	BRL	BRL	BRL	BRL	BRL
1,2-Dichloropropane	BRL	BRL	BRL	BRL	BRL	BRL	BRL	BRL	BRL	BRL
Bromodichloromethane	BRL	BRL	BRL	BRL	BRL	BRL	BRL	BRL	BRL	BRL
Dibromomethane	BRL	BRL	BRL	BRL	BRL	BRL	BRL	BRL	BRL	BRL
1,3-Dichloropropene	BRL	BRL	BRL	BRL	BRL	BRL	BRL	BRL	BRL	BRL
1,1,2-Trichloroethane	BRL	BRL	BRL	BRL	BRL	BRL	BRL	BRL	BRL	BRL
1,3-Dichloropropane	BRL	BRL	BRL	BRL	BRL	BRL	BRL	BRL	BRL	BRL
Dibromochloromethane	BRL	BRL	BRL	BRL	BRL	BRL	BRL	BRL	BRL	BRL
Chlorobenzene	BRL	BRL	BRL	BRL	BRL	BRL	BRL	BRL	BRL	BRL
1,1,1,2-Tetrachloroethane	BRL	BRL	BRL	BRL	BRL	BRL	BRL	BRL	BRL	BRL
Styrene	BRL	BRL	BRL	BRL	BRL	BRL	BRL	BRL	BRL	BRL
Isopropylbenzene	BRL	BRL	BRL	BRL	BRL	BRL	BRL	BRL	BRL	BRL
Bromoform	BRL	BRL	BRL	BRL	BRL	BRL	BRL	BRL	BRL	BRL
1,1,2,2-Tetrachloroethane	BRL	BRL	BRL	BRL	BRL	BRL	BRL	BRL	BRL	BRL
1,2,3-Trichloropropane	BRL	BRL	BRL	BRL	BRL	BRL	BRL	BRL	BRL	BRL
n-Propylbenzene	BRL	BRL	BRL	BRL	BRL	BRL	BRL	BRL	BRL	BRL
Bromobenzene	BRL	BRL	BRL	BRL	BRL	BRL	BRL	BRL	BRL	BRL
1,3,5-Trimethylbenzene	BRL	BRL	BRL	BRL	BRL	BRL	BRL	BRL	BRL	BRL
o-Chlorotoluene	BRL	BRL	BRL	BRL	BRL	BRL	BRL	BRL	BRL	BRL
p-Chlorotoluene	BRL	BRL	BRL	BRL	BRL	BRL	BRL	BRL	BRL	BRL
tert-Butylbenzene	BRL	BRL	BRL	BRL	BRL	BRL	BRL	BRL	BRL	BRL
1,2,4-Trimethylbenzene	BRL	BRL	BRL	BRL	BRL	BRL	BRL	BRL	BRL	BRL
sec-Butylbenzene	BRL	BRL	BRL	BRL	BRL	BRL	BRL	BRL	BRL	BRL
p-Isopropyltoluene	BRL	BRL	BRL	BRL	BRL	BRL	BRL	BRL	BRL	BRL
m-Dichlorobenzene	BRL	BRL	BRL	BRL	BRL	BRL	BRL	BRL	BRL	BRL
p-Dichlorobenzene	BRL	BRL	BRL	BRL	BRL	BRL	BRL	BRL	BRL	BRL
n-Butylbenzene	BRL	BRL	BRL	BRL	BRL	BRL	BRL	BRL	BRL	BRL
o-Dichlorobenzene	BRL	BRL	BRL	BRL	BRL	BRL	BRL	BRL	BRL	BRL
1,2,4-Trichlorobenzene	BRL	BRL	BRL	BRL	BRL	BRL	BRL	BRL	BRL	BRL
Hexachlorobutadiene	BRL	BRL	BRL	BRL	BRL	BRL	BRL	BRL	BRL	BRL
1,2,3-Trichlorobenzene	BRL	BRL	BRL	BRL	BRL	BRL	BRL	BRL	BRL	BRL

BRL = Below Reporting Limit

Table A-3. Groundwater Monitoring Data - Organics (ppb) - PW-Series Monitoring Wells

Well ID	PW-1C	PW-1C	PW-1C	PW-1C	PW-1D	PW-1D	PW-1D	PW-1D	PW-1D	PW-1D
Date Sampled	9/8/93	10/21/93	12/15/93	1/26/94	4/23/92	10/30/92	12/11/92	1/19/93	2/11/93	3/9/93
Time Sampled	14:35	15:21	15:38	14:10	00:00	01:45	16:05	15:43	11:30	16:30
Date Delivered	9/8/93	10/21/93	12/16/93	1/28/94	4/24/92	10/30/92	12/11/92	1/20/93	2/11/93	3/9/93
Date Analyzed	9/9/93	10/25/93	12/21/93	2/3/94	4/24/92	10/30/92	12/14/92	1/20/93	2/15/93	3/11/93
Reporting Limit	0.5	0.5	0.5	0.5	0.5	0.5	0.5	0.5	0.5	0.5
Trichloroethylene	BRL	BRL	BRL	BRL	BRL	BRL	BRL	BRL	BRL	BRL
cis-1,2-Dichloroethylene	BRL	BRL	BRL	BRL	BRL	BRL	BRL	BRL	BRL	BRL
trans-1,2-Dichloroethylene	BRL	BRL	BRL	BRL	BRL	BRL	BRL	BRL	BRL	BRL
1,1-Dichloroethylene	BRL	BRL	BRL	BRL	BRL	BRL	BRL	BRL	BRL	BRL
Vinyl Chloride	BRL	BRL	BRL	BRL	BRL	BRL	BRL	BRL	BRL	BRL
1,1-Dichloroethane	BRL	BRL	BRL	BRL	BRL	BRL	BRL	BRL	BRL	BRL
Tetrachloroethylene	BRL	BRL	BRL	BRL	BRL	BRL	BRL	BRL	BRL	BRL
Benzene	BRL	BRL	BRL	BRL	BRL	BRL	BRL	BRL	BRL	BRL
Toluene	BRL	BRL	BRL	BRL	BRL	BRL	BRL	BRL	BRL	BRL
Ethylbenzene	BRL	BRL	BRL	BRL	BRL	BRL	BRL	BRL	BRL	BRL
Total Xylenes	BRL	BRL	BRL	BRL	BRL	BRL	BRL	BRL	BRL	BRL
Naphthalene	BRL	BRL	BRL	BRL	BRL	BRL	BRL	BRL	BRL	BRL
Dichlorodifluoromethane	BRL	BRL	BRL	BRL	BRL	BRL	BRL	BRL	BRL	BRL
Chloromethane	BRL	BRL	BRL	BRL	BRL	BRL	BRL	BRL	BRL	BRL
Bromomethane	BRL	BRL	BRL	BRL	BRL	BRL	BRL	BRL	BRL	BRL
Chloroethane	BRL	BRL	BRL	BRL	BRL	BRL	BRL	BRL	BRL	BRL
Fluorotrichloromethane	BRL	BRL	BRL	BRL	BRL	BRL	BRL	BRL	BRL	BRL
Dichloromethane	BRL	BRL	BRL	BRL	BRL	BRL	BRL	BRL	BRL	BRL
2,2-Dichloropropane	BRL	BRL	BRL	BRL	BRL	BRL	BRL	BRL	BRL	BRL
Chloroform	BRL	BRL	BRL	BRL	BRL	BRL	BRL	BRL	BRL	BRL
Bromochloromethane	BRL	BRL	BRL	BRL	BRL	BRL	BRL	BRL	BRL	BRL
1,1,1-Trichloroethane	BRL	BRL	BRL	BRL	BRL	BRL	BRL	BRL	BRL	BRL
1,1-Dichloropropene	BRL	BRL	BRL	BRL	BRL	BRL	BRL	BRL	BRL	BRL
Carbon Tetrachloride	BRL	BRL	BRL	BRL	BRL	BRL	BRL	BRL	BRL	BRL
1,2-Dichloroethane	BRL	BRL	BRL	BRL	BRL	BRL	BRL	BRL	BRL	BRL
1,2-Dichloropropane	BRL	BRL	BRL	BRL	BRL	BRL	BRL	BRL	BRL	BRL
Bromodichloromethane	BRL	BRL	BRL	BRL	BRL	BRL	BRL	BRL	BRL	BRL
Dibromomethane	BRL	BRL	BRL	BRL	BRL	BRL	BRL	BRL	BRL	BRL
1,3-Dichloropropene	BRL	BRL	BRL	BRL	BRL	BRL	BRL	BRL	BRL	BRL
1,1,2-Trichloroethane	BRL	BRL	BRL	BRL	BRL	BRL	BRL	BRL	BRL	BRL
1,3-Dichloropropane	BRL	BRL	BRL	BRL	BRL	BRL	BRL	BRL	BRL	BRL
Dibromochloromethane	BRL	BRL	BRL	BRL	BRL	BRL	BRL	BRL	BRL	BRL
Chlorobenzene	BRL	BRL	BRL	BRL	BRL	BRL	BRL	BRL	BRL	BRL
1,1,1,2-Tetrachloroethane	BRL	BRL	BRL	BRL	BRL	BRL	BRL	BRL	BRL	BRL
Styrene	BRL	BRL	BRL	BRL	BRL	BRL	BRL	BRL	BRL	BRL
Isopropylbenzene	BRL	BRL	BRL	BRL	BRL	BRL	BRL	BRL	BRL	BRL
Bromoform	BRL	BRL	BRL	BRL	BRL	BRL	BRL	BRL	BRL	BRL
1,1,2,2-Tetrachloroethane	BRL	BRL	BRL	BRL	BRL	BRL	BRL	BRL	BRL	BRL
1,2,3-Trichloropropane	BRL	BRL	BRL	BRL	BRL	BRL	BRL	BRL	BRL	BRL
n-Propylbenzene	BRL	BRL	BRL	BRL	BRL	BRL	BRL	BRL	BRL	BRL
Bromobenzene	BRL	BRL	BRL	BRL	BRL	BRL	BRL	BRL	BRL	BRL
1,3,5-Trimethylbenzene	BRL	BRL	BRL	BRL	BRL	BRL	BRL	BRL	BRL	BRL
o-Chlorotoluene	BRL	BRL	BRL	BRL	BRL	BRL	BRL	BRL	BRL	BRL
p-Chlorotoluene	BRL	BRL	BRL	BRL	BRL	BRL	BRL	BRL	BRL	BRL
tert-Butylbenzene	BRL	BRL	BRL	BRL	BRL	BRL	BRL	BRL	BRL	BRL
1,2,4-Trimethylbenzene	BRL	BRL	BRL	BRL	BRL	BRL	BRL	BRL	BRL	BRL
sec-Butylbenzene	BRL	BRL	BRL	BRL	BRL	BRL	BRL	BRL	BRL	BRL
p-Isopropyltoluene	BRL	BRL	BRL	BRL	BRL	BRL	BRL	BRL	BRL	BRL
m-Dichlorobenzene	BRL	BRL	BRL	BRL	BRL	BRL	BRL	BRL	BRL	BRL
p-Dichlorobenzene	BRL	BRL	BRL	BRL	BRL	BRL	BRL	BRL	BRL	BRL
n-Butylbenzene	BRL	BRL	BRL	BRL	BRL	BRL	BRL	BRL	BRL	BRL
o-Dichlorobenzene	BRL	BRL	BRL	BRL	BRL	BRL	BRL	BRL	BRL	BRL
1,2,4-Trichlorobenzene	BRL	BRL	BRL	BRL	BRL	BRL	BRL	BRL	BRL	BRL
Hexachlorobutadiene	BRL	BRL	BRL	BRL	BRL	BRL	BRL	BRL	BRL	BRL
1,2,3-Trichlorobenzene	BRL	BRL	BRL	BRL	BRL	BRL	BRL	BRL	BRL	BRL

BRL = Below Reporting Limit

Table A-3. Groundwater Monitoring Data - Organics (ppb) - PW-Series Monitoring Wells

Well ID	PW-1D	PW-1D	PW-1D	PW-1D	PW-1D	PW-1D	PW-1D	PW-1D	PW-2C	PW-2C
Date Sampled	4/20/93	5/20/93	6/17/93	7/20/93	9/8/93	10/21/93	12/16/93	1/26/94	4/23/92	10/29/92
Time Sampled	09:25	19:50	23:15	15:20	15:00	15:40	08:45	14:45	17:25	19:35
Date Delivered	4/21/93	5/21/93	6/18/93	7/21/93	9/8/93	10/21/93	12/16/93	1/28/94	4/24/92	10/30/92
Date Analyzed	4/22/93	5/24/93	6/21/93	7/22/93	9/9/93	10/25/93	12/22/93	2/3/94	4/24/92	10/30/92
Reporting Limit	0.5	0.5	0.5	0.5	0.5	0.5	0.5	0.5	0.5	0.5
Trichloroethylene	BRL	BRL	BRL	BRL	BRL	BRL	BRL	BRL	BRL	BRL
cis-1,2-Dichloroethylene	BRL	BRL	BRL	BRL	BRL	BRL	BRL	BRL	BRL	BRL
trans-1,2-Dichloroethylene	BRL	BRL	BRL	BRL	BRL	BRL	BRL	BRL	BRL	BRL
1,1-Dichloroethylene	BRL	BRL	BRL	BRL	BRL	BRL	BRL	BRL	BRL	BRL
Vinyl Chloride	BRL	BRL	BRL	BRL	BRL	BRL	BRL	BRL	BRL	BRL
1,1-Dichloroethane	BRL	BRL	BRL	BRL	BRL	BRL	BRL	BRL	BRL	BRL
Tetrachloroethylene	BRL	BRL	BRL	BRL	BRL	BRL	BRL	BRL	BRL	BRL
Benzene	BRL	BRL	BRL	BRL	BRL	BRL	BRL	BRL	BRL	BRL
Toluene	BRL	BRL	BRL	BRL	BRL	BRL	BRL	BRL	BRL	BRL
Ethylbenzene	BRL	BRL	BRL	BRL	BRL	BRL	BRL	BRL	BRL	BRL
Total Xylenes	BRL	BRL	BRL	BRL	BRL	BRL	BRL	BRL	BRL	BRL
Naphthalene	BRL	BRL	BRL	BRL	BRL	BRL	BRL	BRL	BRL	BRL
Dichlorodifluoromethane	BRL	BRL	BRL	BRL	BRL	BRL	BRL	BRL	BRL	BRL
Chloromethane	BRL	BRL	BRL	BRL	BRL	BRL	BRL	BRL	BRL	BRL
Bromomethane	BRL	BRL	BRL	BRL	BRL	BRL	BRL	BRL	BRL	BRL
Chloroethane	BRL	BRL	BRL	BRL	BRL	BRL	BRL	BRL	BRL	BRL
Fluorotrichloromethane	BRL	BRL	BRL	BRL	BRL	BRL	BRL	BRL	BRL	BRL
Dichloromethane	BRL	BRL	BRL	BRL	BRL	BRL	BRL	BRL	BRL	BRL
2,2-Dichloropropane	BRL	BRL	BRL	BRL	BRL	BRL	BRL	BRL	BRL	BRL
Chloroform	BRL	BRL	BRL	BRL	BRL	BRL	BRL	BRL	BRL	BRL
Bromochloromethane	BRL	BRL	BRL	BRL	BRL	BRL	BRL	BRL	BRL	BRL
1,1,1-Trichloroethane	BRL	BRL	BRL	BRL	BRL	BRL	BRL	BRL	BRL	BRL
1,1-Dichloropropene	BRL	BRL	BRL	BRL	BRL	BRL	BRL	BRL	BRL	BRL
Carbon Tetrachloride	BRL	BRL	BRL	BRL	BRL	BRL	BRL	BRL	BRL	BRL
1,2-Dichloroethane	BRL	BRL	BRL	BRL	BRL	BRL	BRL	BRL	BRL	BRL
1,2-Dichloropropane	BRL	BRL	BRL	BRL	BRL	BRL	BRL	BRL	BRL	BRL
Bromodichloromethane	BRL	BRL	BRL	BRL	BRL	BRL	BRL	BRL	BRL	BRL
Dibromomethane	BRL	BRL	BRL	BRL	BRL	BRL	BRL	BRL	BRL	BRL
1,3-Dichloropropene	BRL	BRL	BRL	BRL	BRL	BRL	BRL	BRL	BRL	BRL
1,1,2-Trichloroethane	BRL	BRL	BRL	BRL	BRL	BRL	BRL	BRL	BRL	BRL
1,3-Dichloropropane	BRL	BRL	BRL	BRL	BRL	BRL	BRL	BRL	BRL	BRL
Dibromochloromethane	BRL	BRL	BRL	BRL	BRL	BRL	BRL	BRL	BRL	BRL
Chlorobenzene	BRL	BRL	BRL	BRL	BRL	BRL	BRL	BRL	BRL	BRL
1,1,1,2-Tetrachloroethane	BRL	BRL	BRL	BRL	BRL	BRL	BRL	BRL	BRL	BRL
Styrene	BRL	BRL	BRL	BRL	BRL	BRL	BRL	BRL	BRL	BRL
Isopropylbenzene	BRL	BRL	BRL	BRL	BRL	BRL	BRL	BRL	BRL	BRL
Bromoform	BRL	BRL	BRL	BRL	BRL	BRL	BRL	BRL	BRL	BRL
1,1,2,2-Tetrachloroethane	BRL	BRL	BRL	BRL	BRL	BRL	BRL	BRL	BRL	BRL
1,2,3-Trichloropropane	BRL	BRL	BRL	BRL	BRL	BRL	BRL	BRL	BRL	BRL
n-Propylbenzene	BRL	BRL	BRL	BRL	BRL	BRL	BRL	BRL	BRL	BRL
Bromobenzene	BRL	BRL	BRL	BRL	BRL	BRL	BRL	BRL	BRL	BRL
1,3,5-Trimethylbenzene	BRL	BRL	BRL	BRL	BRL	BRL	BRL	BRL	BRL	BRL
o-Chlorotoluene	BRL	BRL	BRL	BRL	BRL	BRL	BRL	BRL	BRL	BRL
p-Chlorotoluene	BRL	BRL	BRL	BRL	BRL	BRL	BRL	BRL	BRL	BRL
tert-Butylbenzene	BRL	BRL	BRL	BRL	BRL	BRL	BRL	BRL	BRL	BRL
1,2,4-Trimethylbenzene	BRL	BRL	BRL	BRL	BRL	BRL	BRL	BRL	BRL	BRL
sec-Butylbenzene	BRL	BRL	BRL	BRL	BRL	BRL	BRL	BRL	BRL	BRL
p-Isopropyltoluene	BRL	BRL	BRL	BRL	BRL	BRL	BRL	BRL	BRL	BRL
m-Dichlorobenzene	BRL	BRL	BRL	BRL	BRL	BRL	BRL	BRL	BRL	BRL
p-Dichlorobenzene	BRL	BRL	BRL	BRL	BRL	BRL	BRL	BRL	BRL	BRL
n-Butylbenzene	BRL	BRL	BRL	BRL	BRL	BRL	BRL	BRL	BRL	BRL
o-Dichlorobenzene	BRL	BRL	BRL	BRL	BRL	BRL	BRL	BRL	BRL	BRL
1,2,4-Trichlorobenzene	BRL	BRL	BRL	BRL	BRL	BRL	BRL	BRL	BRL	BRL
Hexachlorobutadiene	BRL	BRL	BRL	BRL	BRL	BRL	BRL	BRL	BRL	BRL
1,2,3-Trichlorobenzene	BRL	BRL	BRL	BRL	BRL	BRL	BRL	BRL	BRL	BRL

BRL = Below Reporting Limit

Table A-3. Groundwater Monitoring Data - Organics (ppb) - PW-Series Monitoring Wells

Well ID	PW-2C	PW-2C	PW-2C	PW-2C	PW-2C	PW-2C	PW-2C	PW-2C	PW-2C	PW-2C
Date Sampled	12/11/92	1/19/93	2/10/93	3/9/93	4/19/93	5/20/93	6/16/93	7/20/93	9/8/93	10/21/93
Time Sampled	13:45	11:05	19:40	13:50	16:40	15:10	16:10	12:18	11:20	12:03
Date Delivered	12/11/92	1/20/93	2/11/93	3/9/93	4/21/93	5/21/93	6/18/93	7/21/93	9/9/93	10/21/93
Date Analyzed	12/14/92	1/20/93	2/15/93	3/11/93	4/22/93	5/24/93	6/21/93	7/22/93	9/9/93	10/25/93
Reporting Limit	0.5	0.5	0.5	0.5	0.5	0.5	0.5	0.5	0.5	0.5
Trichloroethylene	BRL	BRL	BRL	BRL	BRL	BRL	BRL	BRL	BRL	BRL
cis-1,2-Dichloroethylene	BRL	BRL	BRL	BRL	BRL	BRL	BRL	BRL	BRL	BRL
trans-1,2-Dichloroethylene	BRL	BRL	BRL	BRL	BRL	BRL	BRL	BRL	BRL	BRL
1,1-Dichloroethylene	BRL	BRL	BRL	BRL	BRL	BRL	BRL	BRL	BRL	BRL
Vinyl Chloride	BRL	BRL	BRL	BRL	BRL	BRL	BRL	BRL	BRL	BRL
1,1-Dichloroethane	BRL	BRL	BRL	BRL	BRL	BRL	BRL	BRL	BRL	BRL
Tetrachloroethylene	BRL	BRL	BRL	BRL	BRL	BRL	BRL	BRL	BRL	BRL
Benzene	BRL	BRL	BRL	BRL	BRL	BRL	BRL	BRL	BRL	BRL
Toluene	BRL	BRL	BRL	BRL	BRL	BRL	BRL	BRL	BRL	BRL
Ethylbenzene	BRL	BRL	BRL	BRL	BRL	BRL	BRL	BRL	BRL	BRL
Total Xylenes	BRL	BRL	BRL	BRL	BRL	BRL	BRL	BRL	BRL	BRL
Naphthalene	BRL	BRL	BRL	BRL	BRL	BRL	BRL	BRL	BRL	BRL
Dichlorodifluoromethane	BRL	BRL	BRL	BRL	BRL	BRL	BRL	BRL	BRL	BRL
Chloromethane	BRL	BRL	BRL	BRL	BRL	BRL	BRL	BRL	BRL	BRL
Bromomethane	BRL	BRL	BRL	BRL	BRL	BRL	BRL	BRL	BRL	BRL
Chloroethane	BRL	BRL	BRL	BRL	BRL	BRL	BRL	BRL	BRL	BRL
Fluorotrichloromethane	BRL	BRL	BRL	BRL	BRL	BRL	BRL	BRL	BRL	BRL
Dichloromethane	BRL	BRL	BRL	BRL	BRL	BRL	BRL	BRL	BRL	BRL
2,2-Dichloropropane	BRL	BRL	BRL	BRL	BRL	BRL	BRL	BRL	BRL	BRL
Chloroform	BRL	BRL	BRL	BRL	BRL	BRL	BRL	BRL	BRL	BRL
Bromochloromethane	BRL	BRL	BRL	BRL	BRL	BRL	BRL	BRL	BRL	BRL
1,1,1-Trichloroethane	BRL	BRL	BRL	BRL	BRL	BRL	BRL	BRL	BRL	BRL
1,1-Dichloropropene	BRL	BRL	BRL	BRL	BRL	BRL	BRL	BRL	BRL	BRL
Carbon Tetrachloride	BRL	BRL	BRL	BRL	BRL	BRL	BRL	BRL	BRL	BRL
1,2-Dichloroethane	BRL	BRL	BRL	BRL	BRL	BRL	BRL	BRL	BRL	BRL
1,2-Dichloropropane	BRL	BRL	BRL	BRL	BRL	BRL	BRL	BRL	BRL	BRL
Bromodichloromethane	BRL	BRL	BRL	BRL	BRL	BRL	BRL	BRL	BRL	BRL
Dibromomethane	BRL	BRL	BRL	BRL	BRL	BRL	BRL	BRL	BRL	BRL
1,3-Dichloropropene	BRL	BRL	BRL	BRL	BRL	BRL	BRL	BRL	BRL	BRL
1,1,2-Trichloroethane	BRL	BRL	BRL	BRL	BRL	BRL	BRL	BRL	BRL	BRL
1,3-Dichloropropane	BRL	BRL	BRL	BRL	BRL	BRL	BRL	BRL	BRL	BRL
Dibromochloromethane	BRL	BRL	BRL	BRL	BRL	BRL	BRL	BRL	BRL	BRL
Chlorobenzene	BRL	BRL	BRL	BRL	BRL	BRL	BRL	BRL	BRL	BRL
1,1,1,2-Tetrachloroethane	BRL	BRL	BRL	BRL	BRL	BRL	BRL	BRL	BRL	BRL
Styrene	BRL	BRL	BRL	BRL	BRL	BRL	BRL	BRL	BRL	BRL
Isopropylbenzene	BRL	BRL	BRL	BRL	BRL	BRL	BRL	BRL	BRL	BRL
Bromoform	BRL	BRL	BRL	BRL	BRL	BRL	BRL	BRL	BRL	BRL
1,1,2,2-Tetrachloroethane	BRL	BRL	BRL	BRL	BRL	BRL	BRL	BRL	BRL	BRL
1,2,3-Trichloropropane	BRL	BRL	BRL	BRL	BRL	BRL	BRL	BRL	BRL	BRL
n-Propylbenzene	BRL	BRL	BRL	BRL	BRL	BRL	BRL	BRL	BRL	BRL
Bromobenzene	BRL	BRL	BRL	BRL	BRL	BRL	BRL	BRL	BRL	BRL
1,3,5-Trimethylbenzene	BRL	BRL	BRL	BRL	BRL	BRL	BRL	BRL	BRL	BRL
o-Chlorotoluene	BRL	BRL	BRL	BRL	BRL	BRL	BRL	BRL	BRL	BRL
p-Chlorotoluene	BRL	BRL	BRL	BRL	BRL	BRL	BRL	BRL	BRL	BRL
tert-Butylbenzene	BRL	BRL	BRL	BRL	BRL	BRL	BRL	BRL	BRL	BRL
1,2,4-Trimethylbenzene	BRL	BRL	BRL	BRL	BRL	BRL	BRL	BRL	BRL	BRL
sec-Butylbenzene	BRL	BRL	BRL	BRL	BRL	BRL	BRL	BRL	BRL	BRL
p-Isopropyltoluene	BRL	BRL	BRL	BRL	BRL	BRL	BRL	BRL	BRL	BRL
m-Dichlorobenzene	BRL	BRL	BRL	BRL	BRL	BRL	BRL	BRL	BRL	BRL
p-Dichlorobenzene	BRL	BRL	BRL	BRL	BRL	BRL	BRL	BRL	BRL	BRL
n-Butylbenzene	BRL	BRL	BRL	BRL	BRL	BRL	BRL	BRL	BRL	BRL
o-Dichlorobenzene	BRL	BRL	BRL	BRL	BRL	BRL	BRL	BRL	BRL	BRL
1,2,4-Trichlorobenzene	BRL	BRL	BRL	BRL	BRL	BRL	BRL	BRL	BRL	BRL
Hexachlorobutadiene	BRL	BRL	BRL	BRL	BRL	BRL	BRL	BRL	BRL	BRL
1,2,3-Trichlorobenzene	BRL	BRL	BRL	BRL	BRL	BRL	BRL	BRL	BRL	BRL

BRL = Below Reporting Limit

Table A-3. Groundwater Monitoring Data - Organics (ppb) - PW-Series Monitoring Wells

Well ID	PW-2C	PW-2C	PW-2D	PW-2D	PW-2D	PW-2D	PW-2D	PW-2D	PW-2D	PW-2D
Date Sampled	12/15/93	1/25/94	4/23/92	10/29/92	12/11/92	1/19/93	2/10/93	3/9/93	4/19/93	5/20/93
Time Sampled	11:48	10:10	22:10	21:30	14:15	11:55	20:25	14:05	17:32	15:20
Date Delivered	12/16/93	1/28/94	4/24/92	10/30/92	12/11/92	1/20/93	2/11/93	3/9/93	4/21/93	5/21/93
Date Analyzed	12/21/93	2/3/94	4/24/92	10/30/92	12/14/92	1/20/93	2/15/93	3/11/93	4/22/93	5/24/93
Reporting Limit	0.5	0.5	0.5	0.5	0.5	0.5	0.5	0.5	0.5	0.5
Trichloroethylene	BRL	BRL	BRL	BRL	BRL	BRL	BRL	BRL	BRL	BRL
cis-1,2-Dichloroethylene	BRL	BRL	BRL	BRL	BRL	BRL	BRL	BRL	BRL	BRL
trans-1,2-Dichloroethylene	BRL	BRL	BRL	BRL	BRL	BRL	BRL	BRL	BRL	BRL
1,1-Dichloroethylene	BRL	BRL	BRL	BRL	BRL	BRL	BRL	BRL	BRL	BRL
Vinyl Chloride	BRL	BRL	BRL	BRL	BRL	BRL	BRL	BRL	BRL	BRL
1,1-Dichloroethane	BRL	BRL	BRL	BRL	BRL	BRL	BRL	BRL	BRL	BRL
Tetrachloroethylene	BRL	BRL	BRL	BRL	BRL	BRL	BRL	BRL	BRL	BRL
Benzene	BRL	BRL	BRL	BRL	BRL	BRL	BRL	BRL	BRL	BRL
Toluene	BRL	BRL	BRL	BRL	0.91	BRL	BRL	BRL	BRL	BRL
Ethylbenzene	BRL	BRL	BRL	BRL	BRL	BRL	BRL	BRL	BRL	BRL
Total Xylenes	BRL	BRL	BRL	BRL	BRL	BRL	BRL	BRL	BRL	BRL
Naphthalene	BRL	BRL	BRL	BRL	BRL	BRL	BRL	BRL	BRL	BRL
Dichlorodifluoromethane	BRL	BRL	BRL	BRL	BRL	BRL	BRL	BRL	BRL	BRL
Chloromethane	BRL	BRL	BRL	BRL	BRL	BRL	BRL	BRL	BRL	BRL
Bromomethane	BRL	BRL	BRL	BRL	BRL	BRL	BRL	BRL	BRL	BRL
Chloroethane	BRL	BRL	BRL	BRL	BRL	BRL	BRL	BRL	BRL	BRL
Fluorotrichloromethane	BRL	BRL	BRL	BRL	BRL	BRL	BRL	BRL	BRL	BRL
Dichloromethane	BRL	BRL	BRL	BRL	BRL	BRL	BRL	BRL	BRL	BRL
2,2-Dichloropropane	BRL	BRL	BRL	BRL	BRL	BRL	BRL	BRL	BRL	BRL
Chloroform	BRL	BRL	BRL	BRL	BRL	BRL	BRL	BRL	BRL	BRL
Bromochloromethane	BRL	BRL	BRL	BRL	BRL	BRL	BRL	BRL	BRL	BRL
1,1,1-Trichloroethane	BRL	BRL	BRL	BRL	BRL	BRL	BRL	BRL	BRL	BRL
1,1-Dichloropropene	BRL	BRL	BRL	BRL	BRL	BRL	BRL	BRL	BRL	BRL
Carbon Tetrachloride	BRL	BRL	BRL	BRL	BRL	BRL	BRL	BRL	BRL	BRL
1,2-Dichloroethane	BRL	BRL	BRL	BRL	BRL	BRL	BRL	BRL	BRL	BRL
1,2-Dichloropropane	BRL	BRL	BRL	BRL	BRL	BRL	BRL	BRL	BRL	BRL
Bromodichloromethane	BRL	BRL	BRL	BRL	BRL	BRL	BRL	BRL	BRL	BRL
Dibromomethane	BRL	BRL	BRL	BRL	BRL	BRL	BRL	BRL	BRL	BRL
1,3-Dichloropropene	BRL	BRL	BRL	BRL	BRL	BRL	BRL	BRL	BRL	BRL
1,1,2-Trichloroethane	BRL	BRL	BRL	BRL	BRL	BRL	BRL	BRL	BRL	BRL
1,3-Dichloropropane	BRL	BRL	BRL	BRL	BRL	BRL	BRL	BRL	BRL	BRL
Dibromochloromethane	BRL	BRL	BRL	BRL	BRL	BRL	BRL	BRL	BRL	BRL
Chlorobenzene	BRL	BRL	BRL	BRL	BRL	BRL	BRL	BRL	BRL	BRL
1,1,1,2-Tetrachloroethane	BRL	BRL	BRL	BRL	BRL	BRL	BRL	BRL	BRL	BRL
Styrene	BRL	BRL	BRL	BRL	BRL	BRL	BRL	BRL	BRL	BRL
Isopropylbenzene	BRL	BRL	BRL	BRL	BRL	BRL	BRL	BRL	BRL	BRL
Bromoform	BRL	BRL	BRL	BRL	BRL	BRL	BRL	BRL	BRL	BRL
1,1,2,2-Tetrachloroethane	BRL	BRL	BRL	BRL	BRL	BRL	BRL	BRL	BRL	BRL
1,2,3-Trichloropropane	BRL	BRL	BRL	BRL	BRL	BRL	BRL	BRL	BRL	BRL
n-Propylbenzene	BRL	BRL	BRL	BRL	BRL	BRL	BRL	BRL	BRL	BRL
Bromobenzene	BRL	BRL	BRL	BRL	BRL	BRL	BRL	BRL	BRL	BRL
1,3,5-Trimethylbenzene	BRL	BRL	BRL	BRL	BRL	BRL	BRL	BRL	BRL	BRL
o-Chlorotoluene	BRL	BRL	BRL	BRL	BRL	BRL	BRL	BRL	BRL	BRL
p-Chlorotoluene	BRL	BRL	BRL	BRL	BRL	BRL	BRL	BRL	BRL	BRL
tert-Butylbenzene	BRL	BRL	BRL	BRL	BRL	BRL	BRL	BRL	BRL	BRL
1,2,4-Trimethylbenzene	BRL	BRL	BRL	BRL	BRL	BRL	BRL	BRL	BRL	BRL
sec-Butylbenzene	BRL	BRL	BRL	BRL	BRL	BRL	BRL	BRL	BRL	BRL
p-Isopropyltoluene	BRL	BRL	BRL	BRL	BRL	BRL	BRL	BRL	BRL	BRL
m-Dichlorobenzene	BRL	BRL	BRL	BRL	BRL	BRL	BRL	BRL	BRL	BRL
p-Dichlorobenzene	BRL	BRL	BRL	BRL	BRL	BRL	BRL	BRL	BRL	BRL
n-Butylbenzene	BRL	BRL	BRL	BRL	BRL	BRL	BRL	BRL	BRL	BRL
o-Dichlorobenzene	BRL	BRL	BRL	BRL	BRL	BRL	BRL	BRL	BRL	BRL
1,2,4-Trichlorobenzene	BRL	BRL	BRL	BRL	BRL	BRL	BRL	BRL	BRL	BRL
Hexachlorobutadiene	BRL	BRL	BRL	BRL	BRL	BRL	BRL	BRL	BRL	BRL
1,2,3-Trichlorobenzene	BRL	BRL	BRL	BRL	BRL	BRL	BRL	BRL	BRL	BRL

BRL = Below Reporting Limit

Table A-3. Groundwater Monitoring Data - Organics (ppb) - PW-Series Monitoring Wells

Well ID	PW-2D	PW-2D	PW-2D	PW-2D	PW-2D	PW-2D	PW-3C	PW-3C	PW-3C	PW-3C
Date Sampled	6/16/93	7/20/93	9/8/93	10/21/93	12/15/93	1/25/94	4/24/92	10/29/92	12/11/92	1/19/93
Time Sampled	16:30	12:40	11:43	12:22	12:10	10:35	01:45	22:57	14:40	13:10
Date Delivered	6/18/93	7/21/93	9/8/93	10/21/93	12/16/93	1/28/94	4/24/92	10/30/92	12/11/92	1/20/93
Date Analyzed	6/21/93	7/22/93	9/9/93	10/25/93	12/21/93	2/3/94	4/24/92	10/30/92	12/14/92	1/20/93
Reporting Limit	0.5	0.5	0.5	0.5	0.5	0.5	0.5	0.5	0.5	0.5
Trichloroethylene	BRL	BRL	BRL	BRL	BRL	BRL	BRL	BRL	BRL	BRL
cis-1,2-Dichloroethylene	BRL	BRL	BRL	BRL	BRL	BRL	BRL	BRL	BRL	BRL
trans-1,2-Dichloroethylene	BRL	BRL	BRL	BRL	BRL	BRL	BRL	BRL	BRL	BRL
1,1-Dichloroethylene	BRL	BRL	BRL	BRL	BRL	BRL	BRL	BRL	BRL	BRL
Vinyl Chloride	BRL	BRL	BRL	BRL	BRL	BRL	BRL	BRL	BRL	BRL
1,1-Dichloroethane	BRL	BRL	BRL	BRL	BRL	BRL	BRL	BRL	BRL	BRL
Tetrachloroethylene	BRL	BRL	BRL	BRL	BRL	BRL	BRL	BRL	BRL	BRL
Benzene	BRL	BRL	BRL	BRL	BRL	BRL	BRL	BRL	BRL	BRL
Toluene	BRL	BRL	BRL	BRL	BRL	BRL	BRL	BRL	BRL	BRL
Ethylbenzene	BRL	BRL	BRL	BRL	BRL	BRL	BRL	BRL	BRL	BRL
Total Xylenes	BRL	BRL	BRL	BRL	BRL	BRL	BRL	BRL	BRL	BRL
Naphthalene	BRL	BRL	BRL	BRL	BRL	BRL	BRL	BRL	BRL	BRL
Dichlorodifluoromethane	BRL	BRL	BRL	BRL	BRL	BRL	BRL	BRL	BRL	BRL
Chloromethane	BRL	BRL	BRL	BRL	BRL	BRL	BRL	BRL	BRL	BRL
Bromomethane	BRL	BRL	BRL	BRL	BRL	BRL	BRL	BRL	BRL	BRL
Chloroethane	BRL	BRL	BRL	BRL	BRL	BRL	BRL	BRL	BRL	BRL
Fluorotrichloromethane	BRL	BRL	BRL	BRL	BRL	BRL	BRL	BRL	BRL	BRL
Dichloromethane	BRL	BRL	BRL	BRL	BRL	BRL	BRL	BRL	BRL	BRL
2,2-Dichloropropane	BRL	BRL	BRL	BRL	BRL	BRL	BRL	BRL	BRL	BRL
Chloroform	BRL	BRL	BRL	BRL	BRL	BRL	BRL	BRL	BRL	BRL
Bromochloromethane	BRL	BRL	BRL	BRL	BRL	BRL	BRL	BRL	BRL	BRL
1,1,1-Trichloroethane	BRL	BRL	BRL	BRL	BRL	BRL	BRL	BRL	BRL	BRL
1,1-Dichloropropene	BRL	BRL	BRL	BRL	BRL	BRL	BRL	BRL	BRL	BRL
Carbon Tetrachloride	BRL	BRL	BRL	BRL	BRL	BRL	BRL	BRL	BRL	BRL
1,2-Dichloroethane	BRL	BRL	BRL	BRL	BRL	BRL	BRL	BRL	BRL	BRL
1,2-Dichloropropane	BRL	BRL	BRL	BRL	BRL	BRL	BRL	BRL	BRL	BRL
Bromodichloromethane	BRL	BRL	BRL	BRL	BRL	BRL	BRL	BRL	BRL	BRL
Dibromomethane	BRL	BRL	BRL	BRL	BRL	BRL	BRL	BRL	BRL	BRL
1,3-Dichloropropene	BRL	BRL	BRL	BRL	BRL	BRL	BRL	BRL	BRL	BRL
1,1,2-Trichloroethane	BRL	BRL	BRL	BRL	BRL	BRL	BRL	BRL	BRL	BRL
1,3-Dichloropropane	BRL	BRL	BRL	BRL	BRL	BRL	BRL	BRL	BRL	BRL
Dibromochloromethane	BRL	BRL	BRL	BRL	BRL	BRL	BRL	BRL	BRL	BRL
Chlorobenzene	BRL	BRL	BRL	BRL	BRL	BRL	BRL	BRL	BRL	BRL
1,1,1,2-Tetrachloroethane	BRL	BRL	BRL	BRL	BRL	BRL	BRL	BRL	BRL	BRL
Styrene	BRL	BRL	BRL	BRL	BRL	BRL	BRL	BRL	BRL	BRL
Isopropylbenzene	BRL	BRL	BRL	BRL	BRL	BRL	BRL	BRL	BRL	BRL
Bromoform	BRL	BRL	BRL	BRL	BRL	BRL	BRL	BRL	BRL	BRL
1,1,2,2-Tetrachloroethane	BRL	BRL	BRL	BRL	BRL	BRL	BRL	BRL	BRL	BRL
1,2,3-Trichloropropane	BRL	BRL	BRL	BRL	BRL	BRL	BRL	BRL	BRL	BRL
n-Propylbenzene	BRL	BRL	BRL	BRL	BRL	BRL	BRL	BRL	BRL	BRL
Bromobenzene	BRL	BRL	BRL	BRL	BRL	BRL	BRL	BRL	BRL	BRL
1,3,5-Trimethylbenzene	BRL	BRL	BRL	BRL	BRL	BRL	BRL	BRL	BRL	BRL
o-Chlorotoluene	BRL	BRL	BRL	BRL	BRL	BRL	BRL	BRL	BRL	BRL
p-Chlorotoluene	BRL	BRL	BRL	BRL	BRL	BRL	BRL	BRL	BRL	BRL
tert-Butylbenzene	BRL	BRL	BRL	BRL	BRL	BRL	BRL	BRL	BRL	BRL
1,2,4-Trimethylbenzene	BRL	BRL	BRL	BRL	BRL	BRL	BRL	BRL	BRL	BRL
sec-Butylbenzene	BRL	BRL	BRL	BRL	BRL	BRL	BRL	BRL	BRL	BRL
p-Isopropyltoluene	BRL	BRL	BRL	BRL	BRL	BRL	BRL	BRL	BRL	BRL
m-Dichlorobenzene	BRL	BRL	BRL	BRL	BRL	BRL	BRL	BRL	BRL	BRL
p-Dichlorobenzene	BRL	BRL	BRL	BRL	BRL	BRL	BRL	BRL	BRL	BRL
n-Butylbenzene	BRL	BRL	BRL	BRL	BRL	BRL	BRL	BRL	BRL	BRL
o-Dichlorobenzene	BRL	BRL	BRL	BRL	BRL	BRL	BRL	BRL	BRL	BRL
1,2,4-Trichlorobenzene	BRL	BRL	BRL	BRL	BRL	BRL	BRL	BRL	BRL	BRL
Hexachlorobutadiene	BRL	BRL	BRL	BRL	BRL	BRL	BRL	BRL	BRL	BRL
1,2,3-Trichlorobenzene	BRL	BRL	BRL	BRL	BRL	BRL	BRL	BRL	BRL	BRL

BRL = Below Reporting Limit

Table A-3. Groundwater Monitoring Data - Organics (ppb) - PW-Series Monitoring Wells

Well ID	PW-3C	PW-3C	PW-3C	PW-3C	PW-3C	PW-3C	PW-3C	PW-3C	PW-3C	PW-3C
Date Sampled	2/1/93	3/9/93	4/19/93	5/20/93	6/17/93	7/20/93	9/8/93	10/21/93	12/15/93	1/25/94
Time Sampled	08:45	15:20	18:20	16:10	21:50	13:25	13:15	14:15	13:20	17:20
Date Delivered	2/11/93	3/9/93	4/21/93	5/21/93	6/18/93	7/21/93	9/8/93	10/21/93	12/16/93	1/28/94
Date Analyzed	2/15/93	3/11/93	4/22/93	5/24/93	6/21/93	7/22/93	9/9/93	10/25/93	12/21/93	2/3/94
Reporting Limit	0.5	0.5	0.5	0.5	0.5	0.5	0.5	0.5	0.5	0.5
Trichloroethylene	BRL	BRL	BRL	BRL	BRL	BRL	BRL	BRL	BRL	BRL
cis-1,2-Dichloroethylene	BRL	BRL	BRL	BRL	BRL	BRL	BRL	BRL	BRL	BRL
trans-1,2-Dichloroethylene	BRL	BRL	BRL	BRL	BRL	BRL	BRL	BRL	BRL	BRL
1,1-Dichloroethylene	BRL	BRL	BRL	BRL	BRL	BRL	BRL	BRL	BRL	BRL
Vinyl Chloride	BRL	BRL	BRL	BRL	BRL	BRL	BRL	BRL	BRL	BRL
1,1-Dichloroethane	BRL	BRL	BRL	BRL	BRL	BRL	BRL	BRL	BRL	BRL
Tetrachloroethylene	BRL	BRL	BRL	BRL	BRL	BRL	BRL	BRL	BRL	BRL
Benzene	BRL	BRL	BRL	BRL	BRL	BRL	BRL	BRL	BRL	BRL
Toluene	BRL	BRL	BRL	BRL	BRL	BRL	BRL	BRL	BRL	BRL
Ethylbenzene	BRL	BRL	BRL	BRL	BRL	BRL	BRL	BRL	BRL	BRL
Total Xylenes	BRL	BRL	BRL	BRL	BRL	BRL	BRL	BRL	BRL	BRL
Naphthalene	BRL	BRL	BRL	BRL	BRL	BRL	BRL	BRL	BRL	BRL
Dichlorodifluoromethane	BRL	BRL	BRL	BRL	BRL	BRL	BRL	BRL	BRL	BRL
Chloromethane	BRL	BRL	BRL	BRL	BRL	BRL	BRL	BRL	BRL	BRL
Bromomethane	BRL	BRL	BRL	BRL	BRL	BRL	BRL	BRL	BRL	BRL
Chloroethane	BRL	BRL	BRL	BRL	BRL	BRL	BRL	BRL	BRL	BRL
Fluorotrichloromethane	BRL	BRL	BRL	BRL	BRL	BRL	BRL	BRL	BRL	BRL
Dichloromethane	BRL	BRL	BRL	BRL	BRL	BRL	BRL	BRL	BRL	BRL
2,2-Dichloropropane	BRL	BRL	BRL	BRL	BRL	BRL	BRL	BRL	BRL	BRL
Chloroform	BRL	BRL	BRL	BRL	BRL	BRL	BRL	BRL	BRL	BRL
Bromochloromethane	BRL	BRL	BRL	BRL	BRL	BRL	BRL	BRL	BRL	BRL
1,1,1-Trichloroethane	BRL	BRL	BRL	BRL	BRL	BRL	BRL	BRL	BRL	BRL
1,1-Dichloropropene	BRL	BRL	BRL	BRL	BRL	BRL	BRL	BRL	BRL	BRL
Carbon Tetrachloride	BRL	BRL	BRL	BRL	BRL	BRL	BRL	BRL	BRL	BRL
1,2-Dichloroethane	BRL	BRL	BRL	BRL	BRL	BRL	BRL	BRL	BRL	BRL
1,2-Dichloropropane	BRL	BRL	BRL	BRL	BRL	BRL	BRL	BRL	BRL	BRL
Bromodichloromethane	BRL	BRL	BRL	BRL	BRL	BRL	BRL	BRL	BRL	BRL
Dibromomethane	BRL	BRL	BRL	BRL	BRL	BRL	BRL	BRL	BRL	BRL
1,3-Dichloropropene	BRL	BRL	BRL	BRL	BRL	BRL	BRL	BRL	BRL	BRL
1,1,2-Trichloroethane	BRL	BRL	BRL	BRL	BRL	BRL	BRL	BRL	BRL	BRL
1,3-Dichloropropane	BRL	BRL	BRL	BRL	BRL	BRL	BRL	BRL	BRL	BRL
Dibromochloromethane	BRL	BRL	BRL	BRL	BRL	BRL	BRL	BRL	BRL	BRL
Chlorobenzene	BRL	BRL	BRL	BRL	BRL	BRL	BRL	BRL	BRL	BRL
1,1,1,2-Tetrachloroethane	BRL	BRL	BRL	BRL	BRL	BRL	BRL	BRL	BRL	BRL
Styrene	BRL	BRL	BRL	BRL	BRL	BRL	BRL	BRL	BRL	BRL
Isopropylbenzene	BRL	BRL	BRL	BRL	BRL	BRL	BRL	BRL	BRL	BRL
Bromoform	BRL	BRL	BRL	BRL	BRL	BRL	BRL	BRL	BRL	BRL
1,1,2,2-Tetrachloroethane	BRL	BRL	BRL	BRL	BRL	BRL	BRL	BRL	BRL	BRL
1,2,3-Trichloropropane	BRL	BRL	BRL	BRL	BRL	BRL	BRL	BRL	BRL	BRL
n-Propylbenzene	BRL	BRL	BRL	BRL	BRL	BRL	BRL	BRL	BRL	BRL
Bromobenzene	BRL	BRL	BRL	BRL	BRL	BRL	BRL	BRL	BRL	BRL
1,3,5-Trimethylbenzene	BRL	BRL	BRL	BRL	BRL	BRL	BRL	BRL	BRL	BRL
o-Chlorotoluene	BRL	BRL	BRL	BRL	BRL	BRL	BRL	BRL	BRL	BRL
p-Chlorotoluene	BRL	BRL	BRL	BRL	BRL	BRL	BRL	BRL	BRL	BRL
tert-Butylbenzene	BRL	BRL	BRL	BRL	BRL	BRL	BRL	BRL	BRL	BRL
1,2,4-Trimethylbenzene	BRL	BRL	BRL	BRL	BRL	BRL	BRL	BRL	BRL	BRL
sec-Butylbenzene	BRL	BRL	BRL	BRL	BRL	BRL	BRL	BRL	BRL	BRL
p-Isopropyltoluene	BRL	BRL	BRL	BRL	BRL	BRL	BRL	BRL	BRL	BRL
m-Dichlorobenzene	BRL	BRL	BRL	BRL	BRL	BRL	BRL	BRL	BRL	BRL
p-Dichlorobenzene	BRL	BRL	BRL	BRL	BRL	BRL	BRL	BRL	BRL	BRL
n-Butylbenzene	BRL	BRL	BRL	BRL	BRL	BRL	BRL	BRL	BRL	BRL
o-Dichlorobenzene	BRL	BRL	BRL	BRL	BRL	BRL	BRL	BRL	BRL	BRL
1,2,4-Trichlorobenzene	BRL	BRL	BRL	BRL	BRL	BRL	BRL	BRL	BRL	BRL
Hexachlorobutadiene	BRL	BRL	BRL	BRL	BRL	BRL	BRL	BRL	BRL	BRL
1,2,3-Trichlorobenzene	BRL	BRL	BRL	BRL	BRL	BRL	BRL	BRL	BRL	BRL

BRL = Below Reporting Limit

Table A-3. Groundwater Monitoring Data - Organics (ppb) - PW-Series Monitoring Wells

Well ID	PW-4C	PW-4C	PW-4C	PW-4C	PW-4C	PW-4C	PW-4C	PW-4C	PW-4C	PW-4C
Date Sampled	4/24/92	10/29/92	12/11/92	1/19/93	2/11/93	5/9/93	4/19/93	5/20/93	6/17/93	7/20/93
Time Sampled	02:30	23:50	15:23	18:55	09:45	15:04	19:00	17:00	22:10	14:15
Date Delivered	4/24/92	10/30/92	12/11/92	1/20/93	2/11/93	3/9/93	4/21/93	5/21/93	6/18/93	7/21/93
Date Analyzed	4/24/92	10/30/92	12/14/92	1/20/93	2/15/93	3/11/93	4/22/93	5/24/93	6/21/93	7/22/93
Reporting Limit	0.5	0.5	0.5	0.5	0.5	0.5	0.5	0.5	0.5	0.5
Trichloroethylene	BRL	BRL	BRL	BRL	BRL	BRL	BRL	BRL	BRL	BRL
cis-1,2-Dichloroethylene	BRL	BRL	BRL	BRL	BRL	BRL	BRL	BRL	BRL	BRL
trans-1,2-Dichloroethylene	BRL	BRL	BRL	BRL	BRL	BRL	BRL	BRL	BRL	BRL
1,1-Dichloroethylene	BRL	BRL	BRL	BRL	BRL	BRL	BRL	BRL	BRL	BRL
Vinyl Chloride	BRL	BRL	BRL	BRL	BRL	BRL	BRL	BRL	BRL	BRL
1,1-Dichloroethane	BRL	BRL	BRL	BRL	BRL	BRL	BRL	BRL	BRL	BRL
Tetrachloroethylene	BRL	BRL	BRL	BRL	BRL	BRL	BRL	BRL	BRL	BRL
Benzene	BRL	BRL	BRL	BRL	BRL	BRL	BRL	BRL	BRL	BRL
Toluene	BRL	BRL	BRL	BRL	BRL	BRL	BRL	BRL	BRL	BRL
Ethylbenzene	BRL	BRL	BRL	BRL	BRL	BRL	BRL	BRL	BRL	BRL
Total Xylenes	BRL	BRL	BRL	BRL	BRL	BRL	BRL	BRL	BRL	BRL
Naphthalene	BRL	BRL	BRL	BRL	BRL	BRL	BRL	BRL	BRL	BRL
Dichlorodifluoromethane	BRL	BRL	BRL	BRL	BRL	BRL	BRL	BRL	BRL	BRL
Chloromethane	BRL	BRL	BRL	BRL	BRL	BRL	BRL	BRL	BRL	BRL
Bromomethane	BRL	BRL	BRL	BRL	BRL	BRL	BRL	BRL	BRL	BRL
Chloroethane	BRL	BRL	BRL	BRL	BRL	BRL	BRL	BRL	BRL	BRL
Fluorotrichloromethane	BRL	BRL	BRL	BRL	BRL	BRL	BRL	BRL	BRL	BRL
Dichloromethane	BRL	BRL	BRL	BRL	BRL	BRL	BRL	BRL	BRL	BRL
2,2-Dichloropropane	BRL	BRL	BRL	BRL	BRL	BRL	BRL	BRL	BRL	BRL
Chloroform	BRL	BRL	BRL	BRL	BRL	BRL	BRL	BRL	BRL	BRL
Bromochloromethane	BRL	BRL	BRL	BRL	BRL	BRL	BRL	BRL	BRL	BRL
1,1,1-Trichloroethane	BRL	BRL	BRL	BRL	BRL	BRL	BRL	BRL	BRL	BRL
1,1-Dichloropropene	BRL	BRL	BRL	BRL	BRL	BRL	BRL	BRL	BRL	BRL
Carbon Tetrachloride	BRL	BRL	BRL	BRL	BRL	BRL	BRL	BRL	BRL	BRL
1,2-Dichloroethane	BRL	BRL	BRL	BRL	BRL	BRL	BRL	BRL	BRL	BRL
1,2-Dichloropropane	BRL	BRL	BRL	BRL	BRL	BRL	BRL	BRL	BRL	BRL
Bromodichloromethane	BRL	BRL	BRL	BRL	BRL	BRL	BRL	BRL	BRL	BRL
Dibromomethane	BRL	BRL	BRL	BRL	BRL	BRL	BRL	BRL	BRL	BRL
1,3-Dichloropropene	BRL	BRL	BRL	BRL	BRL	BRL	BRL	BRL	BRL	BRL
1,1,2-Trichloroethane	BRL	BRL	BRL	BRL	BRL	BRL	BRL	BRL	BRL	BRL
1,3-Dichloropropane	BRL	BRL	BRL	BRL	BRL	BRL	BRL	BRL	BRL	BRL
Dibromochloromethane	BRL	BRL	BRL	BRL	BRL	BRL	BRL	BRL	BRL	BRL
Chlorobenzene	BRL	BRL	BRL	BRL	BRL	BRL	BRL	BRL	BRL	BRL
1,1,1,2-Tetrachloroethane	BRL	BRL	BRL	BRL	BRL	BRL	BRL	BRL	BRL	BRL
Styrene	BRL	BRL	BRL	BRL	BRL	BRL	BRL	BRL	BRL	BRL
Isopropylbenzene	BRL	BRL	BRL	BRL	BRL	BRL	BRL	BRL	BRL	BRL
Bromoform	BRL	BRL	BRL	BRL	BRL	BRL	BRL	BRL	BRL	BRL
1,1,2,2-Tetrachloroethane	BRL	BRL	BRL	BRL	BRL	BRL	BRL	BRL	BRL	BRL
1,2,3-Trichloropropane	BRL	BRL	BRL	BRL	BRL	BRL	BRL	BRL	BRL	BRL
n-Propylbenzene	BRL	BRL	BRL	BRL	BRL	BRL	BRL	BRL	BRL	BRL
Bromobenzene	BRL	BRL	BRL	BRL	BRL	BRL	BRL	BRL	BRL	BRL
1,3,5-Trimethylbenzene	BRL	BRL	BRL	BRL	BRL	BRL	BRL	BRL	BRL	BRL
o-Chlorotoluene	BRL	BRL	BRL	BRL	BRL	BRL	BRL	BRL	BRL	BRL
p-Chlorotoluene	BRL	BRL	BRL	BRL	BRL	BRL	BRL	BRL	BRL	BRL
tert-Butylbenzene	BRL	BRL	BRL	BRL	BRL	BRL	BRL	BRL	BRL	BRL
1,2,4-Trimethylbenzene	BRL	BRL	BRL	BRL	BRL	BRL	BRL	BRL	BRL	BRL
sec-Butylbenzene	BRL	BRL	BRL	BRL	BRL	BRL	BRL	BRL	BRL	BRL
p-Isopropyltoluene	BRL	BRL	BRL	BRL	BRL	BRL	BRL	BRL	BRL	BRL
m-Dichlorobenzene	BRL	BRL	BRL	BRL	BRL	BRL	BRL	BRL	BRL	BRL
p-Dichlorobenzene	BRL	BRL	BRL	BRL	BRL	BRL	BRL	BRL	BRL	BRL
n-Butylbenzene	BRL	BRL	BRL	BRL	BRL	BRL	BRL	BRL	BRL	BRL
o-Dichlorobenzene	BRL	BRL	BRL	BRL	BRL	BRL	BRL	BRL	BRL	BRL
1,2,4-Trichlorobenzene	BRL	BRL	BRL	BRL	BRL	BRL	BRL	BRL	BRL	BRL
Hexachlorobutadiene	BRL	BRL	BRL	BRL	BRL	BRL	BRL	BRL	BRL	BRL
1,2,3-Trichlorobenzene	BRL	BRL	BRL	BRL	BRL	BRL	BRL	BRL	BRL	BRL

BRL = Below Reporting Limit

Table A-3. Groundwater Monitoring Data - Organics (ppb) - PW-Series Monitoring Wells

Well ID	PW-4C	PW-4C	PW-4C	PW-4C	PW-5C	PW-5C	PW-5C	PW-5C	PW-5C	PW-5C
Date Sampled	9/8/93	10/21/93	12/15/93	1/25/94	4/22/92	10/29/92	12/11/92	1/15/93	2/10/93	3/9/93
Time Sampled	14:00	14:50	13:55	18:00	00:12	17:02	10:50	09:20	11:40	10:30
Date Delivered	9/8/93	10/21/93	12/16/93	1/28/94	4/22/92	10/30/92	12/11/92	1/15/93	2/11/93	3/9/93
Date Analyzed	9/9/93	10/25/93	12/21/93	2/3/94	4/22/92	10/30/92	12/14/92	1/15/93	2/15/93	3/11/93
Reporting Limit	0.5	0.5	0.5	0.5	0.5	0.5	0.5	0.5	0.5	0.5
Trichloroethylene	BRL	BRL	BRL	BRL	BRL	BRL	BRL	BRL	BRL	BRL
cis-1,2-Dichloroethylene	BRL	BRL	BRL	BRL	BRL	BRL	BRL	BRL	BRL	BRL
trans-1,2-Dichloroethylene	BRL	BRL	BRL	BRL	BRL	BRL	BRL	BRL	BRL	BRL
1,1-Dichloroethylene	BRL	BRL	BRL	BRL	BRL	BRL	BRL	BRL	BRL	BRL
Vinyl Chloride	BRL	BRL	BRL	BRL	BRL	BRL	BRL	BRL	BRL	BRL
1,1-Dichloroethane	BRL	BRL	BRL	BRL	BRL	BRL	BRL	BRL	BRL	BRL
Tetrachloroethylene	BRL	BRL	BRL	BRL	BRL	BRL	BRL	BRL	BRL	BRL
Benzene	BRL	BRL	BRL	BRL	BRL	BRL	BRL	BRL	BRL	BRL
Toluene	BRL	BRL	BRL	BRL	BRL	BRL	BRL	BRL	BRL	BRL
Ethylbenzene	BRL	BRL	BRL	BRL	BRL	BRL	BRL	BRL	BRL	BRL
Total Xylenes	BRL	BRL	BRL	BRL	BRL	BRL	BRL	BRL	BRL	BRL
Naphthalene	BRL	BRL	BRL	BRL	BRL	BRL	BRL	BRL	BRL	BRL
Dichlorodifluoromethane	BRL	BRL	BRL	BRL	BRL	BRL	BRL	BRL	BRL	BRL
Chloromethane	BRL	BRL	BRL	BRL	BRL	BRL	BRL	BRL	BRL	BRL
Bromomethane	BRL	BRL	BRL	BRL	BRL	BRL	BRL	BRL	BRL	BRL
Chloroethane	BRL	BRL	BRL	BRL	BRL	BRL	BRL	BRL	BRL	BRL
Fluorotrichloromethane	BRL	BRL	BRL	BRL	BRL	BRL	BRL	BRL	BRL	BRL
Dichloromethane	BRL	BRL	BRL	BRL	BRL	BRL	BRL	BRL	BRL	BRL
2,2-Dichloropropane	BRL	BRL	BRL	BRL	BRL	BRL	BRL	BRL	BRL	BRL
Chloroform	BRL	BRL	BRL	BRL	BRL	BRL	BRL	BRL	BRL	BRL
Bromochloromethane	BRL	BRL	BRL	BRL	BRL	BRL	BRL	BRL	BRL	BRL
1,1,1-Trichloroethane	BRL	BRL	BRL	BRL	BRL	BRL	BRL	BRL	BRL	BRL
1,1-Dichloropropene	BRL	BRL	BRL	BRL	BRL	BRL	BRL	BRL	BRL	BRL
Carbon Tetrachloride	BRL	BRL	BRL	BRL	BRL	BRL	BRL	BRL	BRL	BRL
1,2-Dichloroethane	BRL	BRL	BRL	BRL	BRL	BRL	BRL	BRL	BRL	BRL
1,2-Dichloropropane	BRL	BRL	BRL	BRL	BRL	BRL	BRL	BRL	BRL	BRL
Bromodichloromethane	BRL	BRL	BRL	BRL	BRL	BRL	BRL	BRL	BRL	BRL
Dibromomethane	BRL	BRL	BRL	BRL	BRL	BRL	BRL	BRL	BRL	BRL
1,3-Dichloropropene	BRL	BRL	BRL	BRL	BRL	BRL	BRL	BRL	BRL	BRL
1,1,2-Trichloroethane	BRL	BRL	BRL	BRL	BRL	BRL	BRL	BRL	BRL	BRL
1,3-Dichloropropane	BRL	BRL	BRL	BRL	BRL	BRL	BRL	BRL	BRL	BRL
Dibromochloromethane	BRL	BRL	BRL	BRL	BRL	BRL	BRL	BRL	BRL	BRL
Chlorobenzene	BRL	BRL	BRL	BRL	BRL	BRL	BRL	BRL	BRL	BRL
1,1,1,2-Tetrachloroethane	BRL	BRL	BRL	BRL	BRL	BRL	BRL	BRL	BRL	BRL
Styrene	BRL	BRL	BRL	BRL	BRL	BRL	BRL	BRL	BRL	BRL
Isopropylbenzene	BRL	BRL	BRL	BRL	BRL	BRL	BRL	BRL	BRL	BRL
Bromoform	BRL	BRL	BRL	BRL	BRL	BRL	BRL	BRL	BRL	BRL
1,1,2,2-Tetrachloroethane	BRL	BRL	BRL	BRL	BRL	BRL	BRL	BRL	BRL	BRL
1,2,3-Trichloropropane	BRL	BRL	BRL	BRL	BRL	BRL	BRL	BRL	BRL	BRL
n-Propylbenzene	BRL	BRL	BRL	BRL	BRL	BRL	BRL	BRL	BRL	BRL
Bromobenzene	BRL	BRL	BRL	BRL	BRL	BRL	BRL	BRL	BRL	BRL
1,3,5-Trimethylbenzene	BRL	BRL	BRL	BRL	BRL	BRL	BRL	BRL	BRL	BRL
o-Chlorotoluene	BRL	BRL	BRL	BRL	BRL	BRL	BRL	BRL	BRL	BRL
p-Chlorotoluene	BRL	BRL	BRL	BRL	BRL	BRL	BRL	BRL	BRL	BRL
tert-Butylbenzene	BRL	BRL	BRL	BRL	BRL	BRL	BRL	BRL	BRL	BRL
1,2,4-Trimethylbenzene	BRL	BRL	BRL	BRL	BRL	BRL	BRL	BRL	BRL	BRL
sec-Butylbenzene	BRL	BRL	BRL	BRL	BRL	BRL	BRL	BRL	BRL	BRL
p-Isopropyltoluene	BRL	BRL	BRL	BRL	BRL	BRL	BRL	BRL	BRL	BRL
m-Dichlorobenzene	BRL	BRL	BRL	BRL	BRL	BRL	BRL	BRL	BRL	BRL
p-Dichlorobenzene	BRL	BRL	BRL	BRL	BRL	BRL	BRL	BRL	BRL	BRL
n-Butylbenzene	BRL	BRL	BRL	BRL	BRL	BRL	BRL	BRL	BRL	BRL
o-Dichlorobenzene	BRL	BRL	BRL	BRL	BRL	BRL	BRL	BRL	BRL	BRL
1,2,4-Trichlorobenzene	BRL	BRL	BRL	BRL	BRL	BRL	BRL	BRL	BRL	BRL
Hexachlorobutadiene	BRL	BRL	BRL	BRL	BRL	BRL	BRL	BRL	BRL	BRL
1,2,3-Trichlorobenzene	BRL	BRL	BRL	BRL	BRL	BRL	BRL	BRL	BRL	BRL

BRL = Below Reporting Limit

Table A-3. Groundwater Monitoring Data - Organics (ppb) - PW-Series Monitoring Wells

Well ID	PW-5C	PW-5C	PW-5C	PW-5C	PW-5C	PW-5C	PW-5C	PW-5C	PW-6C	PW-6C
Date Sampled	4/19/93	5/20/93	6/16/93	7/20/93	9/8/93	10/21/93	12/15/93	1/25/94	4/21/92	1/15/93
Time Sampled	13:38	12:00	12:00	10:05	09:00	11:05	10:00	14:05	21:40	18:10
Date Delivered	4/21/93	5/21/93	6/18/93	7/21/93	9/8/93	10/21/93	12/16/93	1/28/94	4/22/92	1/15/93
Date Analyzed	4/22/93	5/24/93	6/21/93	7/22/93	9/9/93	10/25/93	12/21/93	2/3/94	4/22/92	1/15/93
Reporting Limit	0.5	0.5	0.5	0.5	0.5	0.5	0.5	0.5	0.5	0.5
Trichloroethylene	BRL	BRL	BRL	BRL	BRL	BRL	BRL	BRL	BRL	BRL
cis-1,2-Dichloroethylene	BRL	BRL	BRL	BRL	BRL	BRL	BRL	BRL	BRL	BRL
trans-1,2-Dichloroethylene	BRL	BRL	BRL	BRL	BRL	BRL	BRL	BRL	BRL	BRL
1,1-Dichloroethylene	BRL	BRL	BRL	BRL	BRL	BRL	BRL	BRL	BRL	BRL
Vinyl Chloride	BRL	BRL	BRL	BRL	BRL	BRL	BRL	BRL	BRL	BRL
1,1-Dichloroethane	BRL	BRL	BRL	BRL	BRL	BRL	BRL	BRL	BRL	BRL
Tetrachloroethylene	BRL	BRL	BRL	BRL	BRL	BRL	BRL	BRL	BRL	BRL
Benzene	BRL	BRL	BRL	BRL	BRL	BRL	BRL	BRL	BRL	BRL
Toluene	BRL	BRL	BRL	BRL	BRL	BRL	BRL	BRL	BRL	BRL
Ethylbenzene	BRL	BRL	BRL	BRL	BRL	BRL	BRL	BRL	BRL	BRL
Total Xylenes	BRL	BRL	BRL	BRL	BRL	BRL	BRL	BRL	BRL	BRL
Naphthalene	BRL	BRL	BRL	BRL	BRL	BRL	BRL	BRL	BRL	BRL
Dichlorodifluoromethane	BRL	BRL	BRL	BRL	BRL	BRL	BRL	BRL	BRL	BRL
Chloromethane	BRL	BRL	BRL	BRL	BRL	BRL	BRL	BRL	BRL	BRL
Bromomethane	BRL	BRL	BRL	BRL	BRL	BRL	BRL	BRL	BRL	BRL
Chloroethane	BRL	BRL	BRL	BRL	BRL	BRL	BRL	BRL	BRL	BRL
Fluorotrichloromethane	BRL	BRL	BRL	BRL	BRL	BRL	BRL	BRL	BRL	BRL
Dichloromethane	BRL	BRL	BRL	BRL	BRL	BRL	BRL	BRL	BRL	BRL
2,2-Dichloropropane	BRL	BRL	BRL	BRL	BRL	BRL	BRL	BRL	BRL	BRL
Chloroform	BRL	BRL	BRL	BRL	BRL	BRL	BRL	BRL	BRL	BRL
Bromochloromethane	BRL	BRL	BRL	BRL	BRL	BRL	BRL	BRL	BRL	BRL
1,1,1-Trichloroethane	BRL	BRL	BRL	BRL	BRL	BRL	BRL	BRL	BRL	BRL
1,1-Dichloropropene	BRL	BRL	BRL	BRL	BRL	BRL	BRL	BRL	BRL	BRL
Carbon Tetrachloride	BRL	BRL	BRL	BRL	BRL	BRL	BRL	BRL	BRL	BRL
1,2-Dichloroethane	BRL	BRL	BRL	BRL	BRL	BRL	BRL	BRL	BRL	BRL
1,2-Dichloropropane	BRL	BRL	BRL	BRL	BRL	BRL	BRL	BRL	BRL	BRL
Bromodichloromethane	BRL	BRL	BRL	BRL	BRL	BRL	BRL	BRL	BRL	BRL
Dibromomethane	BRL	BRL	BRL	BRL	BRL	BRL	BRL	BRL	BRL	BRL
1,3-Dichloropropene	BRL	BRL	BRL	BRL	BRL	BRL	BRL	BRL	BRL	BRL
1,1,2-Trichloroethane	BRL	BRL	BRL	BRL	BRL	BRL	BRL	BRL	BRL	BRL
1,3-Dichloropropane	BRL	BRL	BRL	BRL	BRL	BRL	BRL	BRL	BRL	BRL
Dibromochloromethane	BRL	BRL	BRL	BRL	BRL	BRL	BRL	BRL	BRL	BRL
Chlorobenzene	BRL	BRL	BRL	BRL	BRL	BRL	BRL	BRL	BRL	BRL
1,1,1,2-Tetrachloroethane	BRL	BRL	BRL	BRL	BRL	BRL	BRL	BRL	BRL	BRL
Styrene	BRL	BRL	BRL	BRL	BRL	BRL	BRL	BRL	BRL	BRL
Isopropylbenzene	BRL	BRL	BRL	BRL	BRL	BRL	BRL	BRL	BRL	BRL
Bromoform	BRL	BRL	BRL	BRL	BRL	BRL	BRL	BRL	BRL	BRL
1,1,2,2-Tetrachloroethane	BRL	BRL	BRL	BRL	BRL	BRL	BRL	BRL	BRL	BRL
1,2,3-Trichloropropane	BRL	BRL	BRL	BRL	BRL	BRL	BRL	BRL	BRL	BRL
n-Propylbenzene	BRL	BRL	BRL	BRL	BRL	BRL	BRL	BRL	BRL	BRL
Bromobenzene	BRL	BRL	BRL	BRL	BRL	BRL	BRL	BRL	BRL	BRL
1,3,5-Trimethylbenzene	BRL	BRL	BRL	BRL	BRL	BRL	BRL	BRL	BRL	BRL
o-Chlorotoluene	BRL	BRL	BRL	BRL	BRL	BRL	BRL	BRL	BRL	BRL
p-Chlorotoluene	BRL	BRL	BRL	BRL	BRL	BRL	BRL	BRL	BRL	BRL
tert-Butylbenzene	BRL	BRL	BRL	BRL	BRL	BRL	BRL	BRL	BRL	BRL
1,2,4-Trimethylbenzene	BRL	BRL	BRL	BRL	BRL	BRL	BRL	BRL	BRL	BRL
sec-Butylbenzene	BRL	BRL	BRL	BRL	BRL	BRL	BRL	BRL	BRL	BRL
p-Isopropyltoluene	BRL	BRL	BRL	BRL	BRL	BRL	BRL	BRL	BRL	BRL
m-Dichlorobenzene	BRL	BRL	BRL	BRL	BRL	BRL	BRL	BRL	BRL	BRL
p-Dichlorobenzene	BRL	BRL	BRL	BRL	BRL	BRL	BRL	BRL	BRL	BRL
n-Butylbenzene	BRL	BRL	BRL	BRL	BRL	BRL	BRL	BRL	BRL	BRL
o-Dichlorobenzene	BRL	BRL	BRL	BRL	BRL	BRL	BRL	BRL	BRL	BRL
1,2,4-Trichlorobenzene	BRL	BRL	BRL	BRL	BRL	BRL	BRL	BRL	BRL	BRL
Hexachlorobutadiene	BRL	BRL	BRL	BRL	BRL	BRL	BRL	BRL	BRL	BRL
1,2,3-Trichlorobenzene	BRL	BRL	BRL	BRL	BRL	BRL	BRL	BRL	BRL	BRL

BRL = Below Reporting Limit

Table A-3. Groundwater Monitoring Data - Organics (ppb) - PW-Series Monitoring Wells

Well ID	PW-6C	PW-7C	PW-7C	PW-7C	PW-7C	PW-7C	PW-7C	PW-7C	PW-7C	PW-7C
Date Sampled	1/25/94	4/19/92	10/29/92	12/11/92	1/14/93	2/10/93	3/9/93	4/19/93	5/20/93	6/16/93
Time Sampled	10:20	19:40	15:25	09:25	19:45	09:55	09:25	11:05	10:50	11:05
Date Delivered	1/28/94	4/22/92	10/30/92	12/11/92	1/15/93	2/11/93	3/9/93	4/21/93	5/21/93	6/18/93
Date Analyzed	2/2/94	4/22/92	10/30/92	12/14/92	1/15/93	2/15/93	3/11/93	4/22/93	5/24/93	6/21/93
Reporting Limit	0.5	0.5	0.5	0.5	0.5	0.5	0.5	0.5	0.5	0.5
Trichloroethylene	BRL	BRL	BRL	BRL	BRL	BRL	BRL	BRL	BRL	BRL
cis-1,2-Dichloroethylene	BRL	BRL	BRL	BRL	BRL	BRL	BRL	BRL	BRL	BRL
trans-1,2-Dichloroethylene	BRL	BRL	BRL	BRL	BRL	BRL	BRL	BRL	BRL	BRL
1,1-Dichloroethylene	BRL	BRL	BRL	BRL	BRL	BRL	BRL	BRL	BRL	BRL
Vinyl Chloride	BRL	BRL	BRL	BRL	BRL	BRL	BRL	BRL	BRL	BRL
1,1-Dichloroethane	BRL	BRL	BRL	BRL	BRL	BRL	BRL	BRL	BRL	BRL
Tetrachloroethylene	BRL	BRL	BRL	BRL	BRL	BRL	BRL	BRL	BRL	BRL
Benzene	BRL	BRL	BRL	BRL	BRL	BRL	BRL	BRL	BRL	BRL
Toluene	BRL	BRL	BRL	BRL	BRL	BRL	BRL	BRL	BRL	BRL
Ethylbenzene	BRL	BRL	BRL	BRL	BRL	BRL	BRL	BRL	BRL	BRL
Total Xylenes	BRL	BRL	BRL	BRL	BRL	BRL	BRL	BRL	BRL	BRL
Naphthalene	BRL	BRL	BRL	BRL	BRL	BRL	BRL	BRL	BRL	BRL
Dichlorodifluoromethane	BRL	BRL	BRL	BRL	BRL	BRL	BRL	BRL	BRL	BRL
Chloromethane	BRL	BRL	BRL	BRL	BRL	BRL	BRL	BRL	BRL	BRL
Bromomethane	BRL	BRL	BRL	BRL	BRL	BRL	BRL	BRL	BRL	BRL
Chloroethane	BRL	BRL	BRL	BRL	BRL	BRL	BRL	BRL	BRL	BRL
Fluorotrichloromethane	BRL	BRL	BRL	BRL	BRL	BRL	BRL	BRL	BRL	BRL
Dichloromethane	BRL	BRL	BRL	BRL	BRL	BRL	BRL	BRL	BRL	BRL
2,2-Dichloropropane	BRL	BRL	BRL	BRL	BRL	BRL	BRL	BRL	BRL	BRL
Chloroform	BRL	BRL	BRL	BRL	BRL	BRL	BRL	BRL	BRL	BRL
Bromochloromethane	BRL	BRL	BRL	BRL	BRL	BRL	BRL	BRL	BRL	BRL
1,1,1-Trichloroethane	BRL	BRL	BRL	BRL	BRL	BRL	BRL	BRL	BRL	BRL
1,1-Dichloropropene	BRL	BRL	BRL	BRL	BRL	BRL	BRL	BRL	BRL	BRL
Carbon Tetrachloride	BRL	BRL	BRL	BRL	BRL	BRL	BRL	BRL	BRL	BRL
1,2-Dichloroethane	BRL	BRL	BRL	BRL	BRL	BRL	BRL	BRL	BRL	BRL
1,2-Dichloropropane	BRL	BRL	BRL	BRL	BRL	BRL	BRL	BRL	BRL	BRL
Bromodichloromethane	BRL	BRL	BRL	BRL	BRL	BRL	BRL	BRL	BRL	BRL
Dibromomethane	BRL	BRL	BRL	BRL	BRL	BRL	BRL	BRL	BRL	BRL
1,3-Dichloropropene	BRL	BRL	BRL	BRL	BRL	BRL	BRL	BRL	BRL	BRL
1,1,2-Trichloroethane	BRL	BRL	BRL	BRL	BRL	BRL	BRL	BRL	BRL	BRL
1,3-Dichloropropane	BRL	BRL	BRL	BRL	BRL	BRL	BRL	BRL	BRL	BRL
Dibromochloromethane	BRL	BRL	BRL	BRL	BRL	BRL	BRL	BRL	BRL	BRL
Chlorobenzene	BRL	BRL	BRL	BRL	BRL	BRL	BRL	BRL	BRL	BRL
1,1,1,2-Tetrachloroethane	BRL	BRL	BRL	BRL	BRL	BRL	BRL	BRL	BRL	BRL
Styrene	BRL	BRL	BRL	BRL	BRL	BRL	BRL	BRL	BRL	BRL
Isopropylbenzene	BRL	BRL	BRL	BRL	BRL	BRL	BRL	BRL	BRL	BRL
Bromoform	BRL	BRL	BRL	BRL	BRL	BRL	BRL	BRL	BRL	BRL
1,1,2,2-Tetrachloroethane	BRL	BRL	BRL	BRL	BRL	BRL	BRL	BRL	BRL	BRL
1,2,3-Trichloropropane	BRL	BRL	BRL	BRL	BRL	BRL	BRL	BRL	BRL	BRL
n-Propylbenzene	BRL	BRL	BRL	BRL	BRL	BRL	BRL	BRL	BRL	BRL
Bromobenzene	BRL	BRL	BRL	BRL	BRL	BRL	BRL	BRL	BRL	BRL
1,3,5-Trimethylbenzene	BRL	BRL	BRL	BRL	BRL	BRL	BRL	BRL	BRL	BRL
o-Chlorotoluene	BRL	BRL	BRL	BRL	BRL	BRL	BRL	BRL	BRL	BRL
p-Chlorotoluene	BRL	BRL	BRL	BRL	BRL	BRL	BRL	BRL	BRL	BRL
tert-Butylbenzene	BRL	BRL	BRL	BRL	BRL	BRL	BRL	BRL	BRL	BRL
1,2,4-Trimethylbenzene	BRL	BRL	BRL	BRL	BRL	BRL	BRL	BRL	BRL	BRL
sec-Butylbenzene	BRL	BRL	BRL	BRL	BRL	BRL	BRL	BRL	BRL	BRL
p-Isopropyltoluene	BRL	BRL	BRL	BRL	BRL	BRL	BRL	BRL	BRL	BRL
m-Dichlorobenzene	BRL	BRL	BRL	BRL	BRL	BRL	BRL	BRL	BRL	BRL
p-Dichlorobenzene	BRL	BRL	BRL	BRL	BRL	BRL	BRL	BRL	BRL	BRL
n-Butylbenzene	BRL	BRL	BRL	BRL	BRL	BRL	BRL	BRL	BRL	BRL
o-Dichlorobenzene	BRL	BRL	BRL	BRL	BRL	BRL	BRL	BRL	BRL	BRL
1,2,4-Trichlorobenzene	BRL	BRL	BRL	BRL	BRL	BRL	BRL	BRL	BRL	BRL
Hexachlorobutadiene	BRL	BRL	BRL	BRL	BRL	BRL	BRL	BRL	BRL	BRL
1,2,3-Trichlorobenzene	BRL	BRL	BRL	BRL	BRL	BRL	BRL	BRL	BRL	BRL

BRL = Below Reporting Limit

Table A-3. Groundwater Monitoring Data - Organics (ppb) - PW-Series Monitoring Wells

Well ID	PW-7C	PW-7C	PW-7C	PW-7C	PW-7C	PW-7D	PW-7D	PW-7D	PW-7D	PW-7D
Date Sampled	7/20/93	9/8/93	10/21/93	12/13/93	1/25/94	4/21/92	10/29/92	12/11/92	1/14/93	2/10/93
Time Sampled	09:00	08:00	08:35	08:40	12:10	13:15	16:25	10:05	20:20	10:35
Date Delivered	7/21/93	9/8/93	10/21/93	12/16/93	1/28/94	4/22/92	10/30/92	12/10/92	1/15/93	2/11/93
Date Analyzed	7/22/93	9/9/93	10/25/93	12/21/93	2/3/94	4/22/92	10/30/92	12/14/92	1/15/93	2/15/93
Reporting Limit	0.5	0.5	0.5	0.5	0.5	0.5	0.5	0.5	0.5	0.5
Trichloroethylene	BRL	BRL	BRL	BRL	BRL	BRL	BRL	BRL	BRL	BRL
cis-1,2-Dichloroethylene	BRL	BRL	BRL	BRL	BRL	BRL	BRL	BRL	BRL	BRL
trans-1,2-Dichloroethylene	BRL	BRL	BRL	BRL	BRL	BRL	BRL	BRL	BRL	BRL
1,1-Dichloroethylene	BRL	BRL	BRL	BRL	BRL	BRL	BRL	BRL	BRL	BRL
Vinyl Chloride	BRL	BRL	BRL	BRL	BRL	BRL	BRL	BRL	BRL	BRL
1,1-Dichloroethane	BRL	BRL	BRL	BRL	BRL	BRL	BRL	BRL	BRL	BRL
Tetrachloroethylene	BRL	BRL	BRL	BRL	BRL	BRL	BRL	BRL	BRL	BRL
Benzene	BRL	BRL	BRL	BRL	BRL	BRL	BRL	BRL	BRL	BRL
Toluene	BRL	BRL	BRL	BRL	BRL	BRL	BRL	BRL	BRL	BRL
Ethylbenzene	BRL	BRL	BRL	BRL	BRL	BRL	BRL	BRL	BRL	BRL
Total Xylenes	BRL	BRL	BRL	BRL	BRL	BRL	BRL	BRL	BRL	BRL
Naphthalene	BRL	BRL	BRL	BRL	BRL	BRL	BRL	BRL	BRL	BRL
Dichlorodifluoromethane	BRL	BRL	BRL	BRL	BRL	BRL	BRL	BRL	BRL	BRL
Chloromethane	BRL	BRL	BRL	BRL	BRL	BRL	BRL	BRL	BRL	BRL
Bromomethane	BRL	BRL	BRL	BRL	BRL	BRL	BRL	BRL	BRL	BRL
Chloroethane	BRL	BRL	BRL	BRL	BRL	BRL	BRL	BRL	BRL	BRL
Fluorotrichloromethane	BRL	BRL	BRL	BRL	BRL	BRL	BRL	BRL	BRL	BRL
Dichloromethane	BRL	BRL	BRL	BRL	BRL	BRL	BRL	BRL	BRL	BRL
2,2-Dichloropropane	BRL	BRL	BRL	BRL	BRL	BRL	BRL	BRL	BRL	BRL
Chloroform	BRL	BRL	BRL	BRL	BRL	BRL	BRL	BRL	BRL	BRL
Bromochloromethane	BRL	BRL	BRL	BRL	BRL	BRL	BRL	BRL	BRL	BRL
1,1,1-Trichloroethane	BRL	BRL	BRL	BRL	BRL	BRL	BRL	BRL	BRL	BRL
1,1-Dichloropropene	BRL	BRL	BRL	BRL	BRL	BRL	BRL	BRL	BRL	BRL
Carbon Tetrachloride	BRL	BRL	BRL	BRL	BRL	BRL	BRL	BRL	BRL	BRL
1,2-Dichloroethane	BRL	BRL	BRL	BRL	BRL	BRL	BRL	BRL	BRL	BRL
1,2-Dichloropropane	BRL	BRL	BRL	BRL	BRL	BRL	BRL	BRL	BRL	BRL
Bromodichloromethane	BRL	BRL	BRL	BRL	BRL	BRL	BRL	BRL	BRL	BRL
Dibromomethane	BRL	BRL	BRL	BRL	BRL	BRL	BRL	BRL	BRL	BRL
1,3-Dichloropropene	BRL	BRL	BRL	BRL	BRL	BRL	BRL	BRL	BRL	BRL
1,1,2-Trichloroethane	BRL	BRL	BRL	BRL	BRL	BRL	BRL	BRL	BRL	BRL
1,3-Dichloropropane	BRL	BRL	BRL	BRL	BRL	BRL	BRL	BRL	BRL	BRL
Dibromochloromethane	BRL	BRL	BRL	BRL	BRL	BRL	BRL	BRL	BRL	BRL
Chlorobenzene	BRL	BRL	BRL	BRL	BRL	BRL	BRL	BRL	BRL	BRL
1,1,1,2-Tetrachloroethane	BRL	BRL	BRL	BRL	BRL	BRL	BRL	BRL	BRL	BRL
Styrene	BRL	BRL	BRL	BRL	BRL	BRL	BRL	BRL	BRL	BRL
Isopropylbenzene	BRL	BRL	BRL	BRL	BRL	BRL	BRL	BRL	BRL	BRL
Bromoform	BRL	BRL	BRL	BRL	BRL	BRL	BRL	BRL	BRL	BRL
1,1,2,2-Tetrachloroethane	BRL	BRL	BRL	BRL	BRL	BRL	BRL	BRL	BRL	BRL
1,2,3-Trichloropropane	BRL	BRL	BRL	BRL	BRL	BRL	BRL	BRL	BRL	BRL
n-Propylbenzene	BRL	BRL	BRL	BRL	BRL	BRL	BRL	BRL	BRL	BRL
Bromobenzene	BRL	BRL	BRL	BRL	BRL	BRL	BRL	BRL	BRL	BRL
1,3,5-Trimethylbenzene	BRL	BRL	BRL	BRL	BRL	BRL	BRL	BRL	BRL	BRL
o-Chlorotoluene	BRL	BRL	BRL	BRL	BRL	BRL	BRL	BRL	BRL	BRL
p-Chlorotoluene	BRL	BRL	BRL	BRL	BRL	BRL	BRL	BRL	BRL	BRL
tert-Butylbenzene	BRL	BRL	BRL	BRL	BRL	BRL	BRL	BRL	BRL	BRL
1,2,4-Trimethylbenzene	BRL	BRL	BRL	BRL	BRL	BRL	BRL	BRL	BRL	BRL
sec-Butylbenzene	BRL	BRL	BRL	BRL	BRL	BRL	BRL	BRL	BRL	BRL
p-Isopropyltoluene	BRL	BRL	BRL	BRL	BRL	BRL	BRL	BRL	BRL	BRL
m-Dichlorobenzene	BRL	BRL	BRL	BRL	BRL	BRL	BRL	BRL	BRL	BRL
p-Dichlorobenzene	BRL	BRL	BRL	BRL	BRL	BRL	BRL	BRL	BRL	BRL
n-Butylbenzene	BRL	BRL	BRL	BRL	BRL	BRL	BRL	BRL	BRL	BRL
o-Dichlorobenzene	BRL	BRL	BRL	BRL	BRL	BRL	BRL	BRL	BRL	BRL
1,2,4-Trichlorobenzene	BRL	BRL	BRL	BRL	BRL	BRL	BRL	BRL	BRL	BRL
Hexachlorobutadiene	BRL	BRL	BRL	BRL	BRL	BRL	BRL	BRL	BRL	BRL
1,2,3-Trichlorobenzene	BRL	BRL	BRL	BRL	BRL	BRL	BRL	BRL	BRL	BRL

BRL = Below Reporting Limit

Table A-3. Groundwater Monitoring Data - Organics (ppb) - PW-Series Monitoring Wells

Well ID	PW-7D	PW-7D	PW-7D	PW-7D	PW-7D	PW-7D	PW-7D	PW-7D	PW-7D	PW-8C
Date Sampled	3/9/93	4/19/93	5/20/93	6/16/93	7/20/93	9/8/93	10/21/93	12/15/93	1/25/94	4/19/92
Time Sampled	09:30	11:50	11:00	11:10	09:35	08:23	08:53	09:00	12:35	17:00
Date Delivered	3/9/93	4/21/93	5/21/93	6/18/93	7/21/93	9/8/93	10/21/93	12/16/93	1/28/94	4/22/92
Date Analyzed	3/11/93	4/22/93	5/24/93	6/21/93	7/12/93	9/9/93	10/25/93	12/21/93	2/3/94	4/22/92
Reporting Limit	0.5	0.5	0.5	0.5	0.5	0.5	0.5	0.5	0.5	0.5
Trichloroethylene	BRL	BRL	BRL	BRL	BRL	BRL	BRL	BRL	BRL	BRL
cis-1,2-Dichloroethylene	BRL	BRL	BRL	BRL	BRL	BRL	BRL	BRL	BRL	BRL
trans-1,2-Dichloroethylene	BRL	BRL	BRL	BRL	BRL	BRL	BRL	BRL	BRL	BRL
1,1-Dichloroethylene	BRL	BRL	BRL	BRL	BRL	BRL	BRL	BRL	BRL	BRL
Vinyl Chloride	BRL	BRL	BRL	BRL	BRL	BRL	BRL	BRL	BRL	BRL
1,1-Dichloroethane	BRL	BRL	BRL	BRL	BRL	BRL	BRL	BRL	BRL	BRL
Tetrachloroethylene	BRL	BRL	BRL	BRL	BRL	BRL	BRL	BRL	BRL	BRL
Benzene	BRL	BRL	BRL	BRL	BRL	BRL	BRL	BRL	BRL	BRL
Toluene	BRL	BRL	BRL	BRL	BRL	BRL	BRL	BRL	BRL	BRL
Ethylbenzene	BRL	BRL	BRL	BRL	BRL	BRL	BRL	BRL	BRL	BRL
Total Xylenes	BRL	BRL	BRL	BRL	BRL	BRL	BRL	BRL	BRL	BRL
Naphthalene	BRL	BRL	BRL	BRL	BRL	BRL	BRL	BRL	BRL	BRL
Dichlorodifluoromethane	BRL	BRL	BRL	BRL	BRL	BRL	BRL	BRL	BRL	BRL
Chloromethane	BRL	BRL	BRL	BRL	BRL	BRL	BRL	BRL	BRL	BRL
Bromomethane	BRL	BRL	BRL	BRL	BRL	BRL	BRL	BRL	BRL	BRL
Chloroethane	BRL	BRL	BRL	BRL	BRL	BRL	BRL	BRL	BRL	BRL
Fluorotrichloromethane	BRL	BRL	BRL	BRL	BRL	BRL	BRL	BRL	BRL	BRL
Dichloromethane	BRL	BRL	BRL	BRL	BRL	BRL	BRL	BRL	BRL	BRL
2,2-Dichloropropane	BRL	BRL	BRL	BRL	BRL	BRL	BRL	BRL	BRL	BRL
Chloroform	BRL	BRL	BRL	BRL	BRL	BRL	BRL	BRL	BRL	BRL
Bromochloromethane	BRL	BRL	BRL	BRL	BRL	BRL	BRL	BRL	BRL	BRL
1,1,1-Trichloroethane	BRL	BRL	BRL	BRL	BRL	BRL	BRL	BRL	BRL	BRL
1,1-Dichloropropene	BRL	BRL	BRL	BRL	BRL	BRL	BRL	BRL	BRL	BRL
Carbon Tetrachloride	BRL	BRL	BRL	BRL	BRL	BRL	BRL	BRL	BRL	BRL
1,2-Dichloroethane	BRL	BRL	BRL	BRL	BRL	BRL	BRL	BRL	BRL	BRL
1,2-Dichloropropane	BRL	BRL	BRL	BRL	BRL	BRL	BRL	BRL	BRL	BRL
Bromodichloromethane	BRL	BRL	BRL	BRL	BRL	BRL	BRL	BRL	BRL	BRL
Dibromomethane	BRL	BRL	BRL	BRL	BRL	BRL	BRL	BRL	BRL	BRL
1,3-Dichloropropene	BRL	BRL	BRL	BRL	BRL	BRL	BRL	BRL	BRL	BRL
1,1,2-Trichloroethane	BRL	BRL	BRL	BRL	BRL	BRL	BRL	BRL	BRL	BRL
1,3-Dichloropropane	BRL	BRL	BRL	BRL	BRL	BRL	BRL	BRL	BRL	BRL
Dibromochloromethane	BRL	BRL	BRL	BRL	BRL	BRL	BRL	BRL	BRL	BRL
Chlorobenzene	BRL	BRL	BRL	BRL	BRL	BRL	BRL	BRL	BRL	BRL
1,1,1,2-Tetrachloroethane	BRL	BRL	BRL	BRL	BRL	BRL	BRL	BRL	BRL	BRL
Styrene	BRL	BRL	BRL	BRL	BRL	BRL	BRL	BRL	BRL	BRL
Isopropylbenzene	BRL	BRL	BRL	BRL	BRL	BRL	BRL	BRL	BRL	BRL
Bromoform	BRL	BRL	BRL	BRL	BRL	BRL	BRL	BRL	BRL	BRL
1,1,2,2-Tetrachloroethane	BRL	BRL	BRL	BRL	BRL	BRL	BRL	BRL	BRL	BRL
1,2,3-Trichloropropane	BRL	BRL	BRL	BRL	BRL	BRL	BRL	BRL	BRL	BRL
n-Propylbenzene	BRL	BRL	BRL	BRL	BRL	BRL	BRL	BRL	BRL	BRL
Bromobenzene	BRL	BRL	BRL	BRL	BRL	BRL	BRL	BRL	BRL	BRL
1,3,5-Trimethylbenzene	BRL	BRL	BRL	BRL	BRL	BRL	BRL	BRL	BRL	BRL
o-Chlorotoluene	BRL	BRL	BRL	BRL	BRL	BRL	BRL	BRL	BRL	BRL
p-Chlorotoluene	BRL	BRL	BRL	BRL	BRL	BRL	BRL	BRL	BRL	BRL
tert-Butylbenzene	BRL	BRL	BRL	BRL	BRL	BRL	BRL	BRL	BRL	BRL
1,2,4-Trimethylbenzene	BRL	BRL	BRL	BRL	BRL	BRL	BRL	BRL	BRL	BRL
sec-Butylbenzene	BRL	BRL	BRL	BRL	BRL	BRL	BRL	BRL	BRL	BRL
p-Isopropyltoluene	BRL	BRL	BRL	BRL	BRL	BRL	BRL	BRL	BRL	BRL
m-Dichlorobenzene	BRL	BRL	BRL	BRL	BRL	BRL	BRL	BRL	BRL	BRL
p-Dichlorobenzene	BRL	BRL	BRL	BRL	BRL	BRL	BRL	BRL	BRL	BRL
n-Butylbenzene	BRL	BRL	BRL	BRL	BRL	BRL	BRL	BRL	BRL	BRL
o-Dichlorobenzene	BRL	BRL	BRL	BRL	BRL	BRL	BRL	BRL	BRL	BRL
1,2,4-Trichlorobenzene	BRL	BRL	BRL	BRL	BRL	BRL	BRL	BRL	BRL	BRL
Hexachlorobutadiene	BRL	BRL	BRL	BRL	BRL	BRL	BRL	BRL	BRL	BRL
1,2,3-Trichlorobenzene	BRL	BRL	BRL	BRL	BRL	BRL	BRL	BRL	BRL	BRL

BRL = Below Reporting Limit

Table A-3. Groundwater Monitoring Data - Organics (ppb) - PW-Series Monitoring Wells

Well ID	PW-8C	PW-8C
Date Sampled	1/14/93	1/25/94
Time Sampled	18:45	11:15
Date Delivered	1/15/93	1/28/94
Date Analyzed	1/15/93	2/2/94
Reporting Limit	0.5	0.5
Trichloroethylene	BRL	BRL
cis-1,2-Dichloroethylene	BRL	BRL
trans-1,2-Dichloroethylene	BRL	BRL
1,1-Dichloroethylene	BRL	BRL
Vinyl Chloride	BRL	BRL
1,1-Dichloroethane	BRL	BRL
Tetrachloroethylene	BRL	BRL
Benzene	BRL	BRL
Toluene	BRL	BRL
Ethylbenzene	BRL	BRL
Total Xylenes	BRL	BRL
Naphthalene	BRL	BRL
Dichlorodifluoromethane	BRL	BRL
Chloromethane	BRL	BRL
Bromomethane	BRL	BRL
Chloroethane	BRL	BRL
Fluorotrichloromethane	BRL	BRL
Dichloromethane	BRL	BRL
2,2-Dichloropropane	BRL	BRL
Chloroform	BRL	BRL
Bromochloromethane	BRL	BRL
1,1,1-Trichloroethane	BRL	BRL
1,1-Dichloropropene	BRL	BRL
Carbon Tetrachloride	BRL	BRL
1,2-Dichloroethane	BRL	BRL
1,2-Dichloropropane	BRL	BRL
Bromodichloromethane	BRL	BRL
Dibromomethane	BRL	BRL
1,3-Dichloropropene	BRL	BRL
1,1,2-Trichloroethane	BRL	BRL
1,3-Dichloropropane	BRL	BRL
Dibromochloromethane	BRL	BRL
Chlorobenzene	BRL	BRL
1,1,1,2-Tetrachloroethane	BRL	BRL
Styrene	BRL	BRL
Isopropylbenzene	BRL	BRL
Bromoform	BRL	BRL
1,1,2,2-Tetrachloroethane	BRL	BRL
1,2,3-Trichloropropane	BRL	BRL
n-Propylbenzene	BRL	BRL
Bromobenzene	BRL	BRL
1,3,5-Trimethylbenzene	BRL	BRL
o-Chlorotoluene	BRL	BRL
p-Chlorotoluene	BRL	BRL
tert-Butylbenzene	BRL	BRL
1,2,4-Trimethylbenzene	BRL	BRL
sec-Butylbenzene	BRL	BRL
p-Isopropyltoluene	BRL	BRL
m-Dichlorobenzene	BRL	BRL
p-Dichlorobenzene	BRL	BRL
n-Butylbenzene	BRL	BRL
o-Dichlorobenzene	BRL	BRL
1,2,4-Trichlorobenzene	BRL	BRL
Hexachlorobutadiene	BRL	BRL
1,2,3-Trichlorobenzene	BRL	BRL

BRL = Below Reporting Limit

Table A-4. Groundwater Monitoring Data - Organics (ppb) - MW-Series Monitoring Wells

Well ID	MW-1B	MW-1B	MW-1B	MW-2A	MW-2B	MW-2B	MW-2B	MW-2B	MW-3A	MW-3B
Date Sampled	4/28/92	1/20/93	1/26/94	7/31/91	7/31/91	4/29/92	1/20/93	1/27/94	7/10/91	7/10/91
Time Sampled	15:20	16:30	17:05	09:54	11:31	16:30	17:35	11:45	15:20	14:00
Date Delivered	4/30/92	1/21/93	1/28/94	8/1/91	8/1/91	4/30/92	1/21/93	1/28/94	7/10/91	7/10/91
Date Analyzed	4/30/92	1/25/93	2/4/94	8/1/91	8/1/91	4/30/92	1/25/93	2/10/94	7/11/91	7/11/91
Reporting Limit	0.5	0.5	0.5	0.5	0.5	0.5	0.5	1	0.5	0.5
Trichloroethylene	BRL	0.58	0.68	BRL	3.37	5.96	29.60	19.20	BRL	BRL
cis-1,2-Dichloroethylene	1.59	2.10	2.33	BRL	0.62	5.34	46.10	40.60	BRL	BRL
trans-1,2-Dichloroethylene	BRL	BRL	BRL	BRL	BRL	BRL	BRL	BRL	BRL	BRL
1,1-Dichloroethylene	BRL	BRL	BRL	BRL	BRL	BRL	BRL	BRL	BRL	BRL
Vinyl Chloride	BRL	BRL	BRL	BRL	BRL	BRL	BRL	BRL	BRL	BRL
1,1-Dichloroethane	BRL	BRL	BRL	BRL	BRL	BRL	BRL	BRL	BRL	BRL
Tetrachloroethylene	BRL	BRL	BRL	BRL	BRL	BRL	BRL	BRL	BRL	BRL
Benzene	BRL	BRL	BRL	BRL	BRL	BRL	BRL	BRL	BRL	BRL
Toluene	BRL	BRL	BRL	BRL	BRL	BRL	BRL	BRL	BRL	BRL
Ethylbenzene	BRL	BRL	BRL	BRL	BRL	BRL	BRL	BRL	BRL	BRL
Total Xylenes	BRL	BRL	BRL	BRL	BRL	BRL	BRL	BRL	BRL	BRL
Naphthalene	BRL	BRL	BRL	BRL	BRL	BRL	BRL	BRL	BRL	BRL
Dichlorodifluoromethane	BRL	BRL	BRL	BRL	BRL	BRL	BRL	BRL	BRL	BRL
Chloromethane	BRL	BRL	BRL	BRL	BRL	BRL	BRL	BRL	BRL	BRL
Bromomethane	BRL	BRL	BRL	BRL	BRL	BRL	BRL	BRL	BRL	BRL
Chloroethane	BRL	BRL	BRL	BRL	BRL	BRL	BRL	BRL	BRL	BRL
Fluorotrichloromethane	BRL	BRL	BRL	BRL	BRL	BRL	BRL	BRL	BRL	BRL
Dichloromethane	BRL	BRL	BRL	BRL	BRL	BRL	BRL	BRL	BRL	BRL
2,2-Dichloropropane	BRL	BRL	BRL	BRL	BRL	BRL	BRL	BRL	BRL	BRL
Chloroform	BRL	BRL	BRL	BRL	BRL	BRL	BRL	BRL	BRL	BRL
Bromochloromethane	BRL	BRL	BRL	BRL	BRL	BRL	BRL	BRL	BRL	BRL
1,1,1-Trichloroethane	BRL	BRL	BRL	BRL	BRL	BRL	BRL	BRL	BRL	BRL
1,1-Dichloropropene	BRL	BRL	BRL	BRL	BRL	BRL	BRL	BRL	BRL	BRL
Carbon Tetrachloride	BRL	BRL	BRL	BRL	BRL	BRL	BRL	BRL	BRL	BRL
1,2-Dichloroethane	BRL	BRL	BRL	BRL	BRL	BRL	BRL	BRL	BRL	BRL
1,2-Dichloropropane	BRL	BRL	BRL	BRL	BRL	BRL	BRL	BRL	BRL	BRL
Bromodichloromethane	BRL	BRL	BRL	BRL	BRL	BRL	BRL	BRL	BRL	BRL
Dibromomethane	BRL	BRL	BRL	BRL	BRL	BRL	BRL	BRL	BRL	BRL
1,3-Dichloropropene	BRL	BRL	BRL	BRL	BRL	BRL	BRL	BRL	BRL	BRL
1,1,2-Trichloroethane	BRL	BRL	BRL	BRL	BRL	BRL	BRL	BRL	BRL	BRL
1,3-Dichloropropane	BRL	BRL	BRL	BRL	BRL	BRL	BRL	BRL	BRL	BRL
Dibromochloromethane	BRL	BRL	BRL	BRL	BRL	BRL	BRL	BRL	BRL	BRL
Chlorobenzene	BRL	BRL	BRL	BRL	BRL	BRL	BRL	BRL	BRL	BRL
1,1,1,2-Tetrachloroethane	BRL	BRL	BRL	BRL	BRL	BRL	BRL	BRL	BRL	BRL
Styrene	BRL	BRL	BRL	BRL	BRL	BRL	BRL	BRL	BRL	BRL
Isopropylbenzene	BRL	BRL	BRL	BRL	BRL	BRL	BRL	BRL	BRL	BRL
Bromoform	BRL	BRL	BRL	BRL	BRL	BRL	BRL	BRL	BRL	BRL
1,1,2,2-Tetrachloroethane	BRL	BRL	BRL	BRL	BRL	BRL	BRL	BRL	BRL	BRL
1,2,3-Trichloropropane	BRL	BRL	BRL	BRL	BRL	BRL	BRL	BRL	BRL	BRL
n-Propylbenzene	BRL	BRL	BRL	BRL	BRL	BRL	BRL	BRL	BRL	BRL
Bromobenzene	BRL	BRL	BRL	BRL	BRL	BRL	BRL	BRL	BRL	BRL
1,3,5-Trimethylbenzene	BRL	BRL	BRL	BRL	BRL	BRL	BRL	BRL	BRL	BRL
o-Chlorotoluene	BRL	BRL	BRL	BRL	BRL	BRL	BRL	BRL	BRL	BRL
p-Chlorotoluene	BRL	BRL	BRL	BRL	BRL	BRL	BRL	BRL	BRL	BRL
tert-Butylbenzene	BRL	BRL	BRL	BRL	BRL	BRL	BRL	BRL	BRL	BRL
1,2,4-Trimethylbenzene	BRL	BRL	BRL	BRL	BRL	BRL	BRL	BRL	BRL	BRL
sec-Butylbenzene	BRL	BRL	BRL	BRL	BRL	BRL	BRL	BRL	BRL	BRL
p-Isopropyltoluene	BRL	BRL	BRL	BRL	BRL	BRL	BRL	BRL	BRL	BRL
m-Dichlorobenzene	BRL	BRL	BRL	BRL	BRL	BRL	BRL	BRL	BRL	BRL
p-Dichlorobenzene	BRL	BRL	BRL	BRL	BRL	BRL	BRL	BRL	BRL	BRL
n-Butylbenzene	BRL	BRL	BRL	BRL	BRL	BRL	BRL	BRL	BRL	BRL
o-Dichlorobenzene	BRL	BRL	BRL	BRL	BRL	BRL	BRL	BRL	BRL	BRL
1,2,4-Trichlorobenzene	BRL	BRL	BRL	BRL	BRL	BRL	BRL	BRL	BRL	BRL
Hexachlorobutadiene	BRL	BRL	BRL	BRL	BRL	BRL	BRL	BRL	BRL	BRL
1,2,3-Trichlorobenzene	BRL	BRL	BRL	BRL	BRL	BRL	BRL	BRL	BRL	BRL

BRL = Below Reporting Limit

Table A-4. Groundwater Monitoring Data - Organics (ppb) - MW-Series Monitoring Wells

Well ID	MW-3B	MW-3C	MW-3C	MW-3C	MW-3C	MW-4A	MW-4B	MW-4B	MW-4B	MW-4C
Date Sampled	1/24/94	7/10/91	4/16/92	1/14/93	1/25/94	7/10/91	7/10/91	1/14/93	1/25/94	4/10/91
Time Sampled	17:15	13:00	10:50	17:15	19:20	19:40	19:00	16:20	18:50	20:00
Date Delivered	1/28/94	7/10/91	4/16/92	1/15/93	1/28/94	7/11/91	7/11/91	1/15/93	1/28/94	7/11/91
Date Analyzed	2/2/94	7/11/91	4/16/92	1/15/93	2/2/94	7/15/91	7/15/91	1/15/93	2/2/94	7/15/91
Reporting Limit	0.5	0.5	0.5	0.5	0.5	0.5	0.5	0.5	0.5	0.5
Trichloroethylene	BRL	BRL	BRL	BRL	BRL	BRL	BRL	BRL	BRL	BRL
cis-1,2-Dichloroethylene	BRL	BRL	BRL	BRL	BRL	BRL	BRL	BRL	BRL	BRL
trans-1,2-Dichloroethylene	BRL	BRL	BRL	BRL	BRL	BRL	BRL	BRL	BRL	BRL
1,1-Dichloroethylene	BRL	BRL	BRL	BRL	BRL	BRL	BRL	BRL	BRL	BRL
Vinyl Chloride	BRL	BRL	BRL	BRL	BRL	BRL	BRL	BRL	BRL	BRL
1,1-Dichloroethane	BRL	BRL	BRL	BRL	BRL	BRL	BRL	BRL	BRL	BRL
Tetrachloroethylene	BRL	BRL	BRL	BRL	BRL	BRL	BRL	BRL	BRL	BRL
Benzene	BRL	BRL	BRL	BRL	BRL	BRL	BRL	BRL	BRL	BRL
Toluene	BRL	BRL	BRL	BRL	BRL	BRL	BRL	BRL	BRL	BRL
Ethylbenzene	BRL	BRL	BRL	BRL	BRL	BRL	BRL	BRL	BRL	BRL
Total Xylenes	BRL	BRL	BRL	BRL	BRL	BRL	BRL	BRL	BRL	BRL
Naphthalene	BRL	BRL	BRL	BRL	BRL	BRL	BRL	BRL	BRL	BRL
Dichlorodifluoromethane	BRL	BRL	BRL	BRL	BRL	BRL	BRL	BRL	BRL	BRL
Chloromethane	BRL	BRL	BRL	BRL	BRL	BRL	BRL	BRL	BRL	BRL
Bromomethane	BRL	BRL	BRL	BRL	BRL	BRL	BRL	BRL	BRL	BRL
Chloroethane	BRL	BRL	BRL	BRL	BRL	BRL	BRL	BRL	BRL	BRL
Fluorotrichloromethane	BRL	BRL	BRL	BRL	BRL	BRL	BRL	BRL	BRL	BRL
Dichloromethane	BRL	BRL	BRL	BRL	BRL	BRL	BRL	BRL	BRL	BRL
2,2-Dichloropropane	BRL	BRL	BRL	BRL	BRL	BRL	BRL	BRL	BRL	BRL
Chloroform	BRL	BRL	BRL	BRL	BRL	BRL	BRL	BRL	BRL	BRL
Bromochloromethane	BRL	BRL	BRL	BRL	BRL	BRL	BRL	BRL	BRL	BRL
1,1,1-Trichloroethane	BRL	BRL	BRL	BRL	BRL	BRL	BRL	BRL	BRL	BRL
1,1-Dichloropropene	BRL	BRL	BRL	BRL	BRL	BRL	BRL	BRL	BRL	BRL
Carbon Tetrachloride	BRL	BRL	BRL	BRL	BRL	BRL	BRL	BRL	BRL	BRL
1,2-Dichloroethane	BRL	BRL	BRL	BRL	BRL	BRL	BRL	BRL	BRL	BRL
1,2-Dichloropropane	BRL	BRL	BRL	BRL	BRL	BRL	BRL	BRL	BRL	BRL
Bromodichloromethane	BRL	BRL	BRL	BRL	BRL	BRL	BRL	BRL	BRL	BRL
Dibromomethane	BRL	BRL	BRL	BRL	BRL	BRL	BRL	BRL	BRL	BRL
1,3-Dichloropropene	BRL	BRL	BRL	BRL	BRL	BRL	BRL	BRL	BRL	BRL
1,1,2-Trichloroethane	BRL	BRL	BRL	BRL	BRL	BRL	BRL	BRL	BRL	BRL
1,3-Dichloropropane	BRL	BRL	BRL	BRL	BRL	BRL	BRL	BRL	BRL	BRL
Dibromochloromethane	BRL	BRL	BRL	BRL	BRL	BRL	BRL	BRL	BRL	BRL
Chlorobenzene	BRL	BRL	BRL	BRL	BRL	BRL	BRL	BRL	BRL	BRL
1,1,1,2-Tetrachloroethane	BRL	BRL	BRL	BRL	BRL	BRL	BRL	BRL	BRL	BRL
Styrene	BRL	BRL	BRL	BRL	BRL	BRL	BRL	BRL	BRL	BRL
Isopropylbenzene	BRL	BRL	BRL	BRL	BRL	BRL	BRL	BRL	BRL	BRL
Bromoform	BRL	BRL	BRL	BRL	BRL	BRL	BRL	BRL	BRL	BRL
1,1,2,2-Tetrachloroethane	BRL	BRL	BRL	BRL	BRL	BRL	BRL	BRL	BRL	BRL
1,2,3-Trichloropropane	BRL	BRL	BRL	BRL	BRL	BRL	BRL	BRL	BRL	BRL
n-Propylbenzene	BRL	BRL	BRL	BRL	BRL	BRL	BRL	BRL	BRL	BRL
Bromobenzene	BRL	BRL	BRL	BRL	BRL	BRL	BRL	BRL	BRL	BRL
1,3,5-Trimethylbenzene	BRL	BRL	BRL	BRL	BRL	BRL	BRL	BRL	BRL	BRL
o-Chlorotoluene	BRL	BRL	BRL	BRL	BRL	BRL	BRL	BRL	BRL	BRL
p-Chlorotoluene	BRL	BRL	BRL	BRL	BRL	BRL	BRL	BRL	BRL	BRL
tert-Butylbenzene	BRL	BRL	BRL	BRL	BRL	BRL	BRL	BRL	BRL	BRL
1,2,4-Trimethylbenzene	BRL	BRL	BRL	BRL	BRL	BRL	BRL	BRL	BRL	BRL
sec-Butylbenzene	BRL	BRL	BRL	BRL	BRL	BRL	BRL	BRL	BRL	BRL
p-Isopropyltoluene	BRL	BRL	BRL	BRL	BRL	BRL	BRL	BRL	BRL	BRL
m-Dichlorobenzene	BRL	BRL	BRL	BRL	BRL	BRL	BRL	BRL	BRL	BRL
p-Dichlorobenzene	BRL	BRL	BRL	BRL	BRL	BRL	BRL	BRL	BRL	BRL
n-Butylbenzene	BRL	BRL	BRL	BRL	BRL	BRL	BRL	BRL	BRL	BRL
o-Dichlorobenzene	BRL	BRL	BRL	BRL	BRL	BRL	BRL	BRL	BRL	BRL
1,2,4-Trichlorobenzene	BRL	BRL	BRL	BRL	BRL	BRL	BRL	BRL	BRL	BRL
Hexachlorobutadiene	BRL	BRL	BRL	BRL	BRL	BRL	BRL	BRL	BRL	BRL
1,2,3-Trichlorobenzene	BRL	BRL	BRL	BRL	BRL	BRL	BRL	BRL	BRL	BRL

BRL = Below Reporting Limit

Table A-4. Groundwater Monitoring Data - Organics (ppb) - MW-Series Monitoring Wells

Well ID	MW-4C	MW-4C	MW-4C	MW-5A	MW-5B	MW-5B	MW-5B	MW-5C	MW-5C	MW-5C
Date Sampled	4/15/92	1/14/93	1/25/94	7/11/91	7/11/91	1/14/93	1/25/94	7/11/91	4/14/92	1/14/93
Time Sampled	20:00	15:00	19:55	10:10	12:50	10:15	15:55	14:00		11:15
Date Delivered	4/16/92	1/15/93	1/28/94	7/11/91	7/11/91	1/15/93	1/28/94	7/11/91	4/16/92	1/15/93
Date Analyzed	4/16/92	1/15/93	2/2/94	7/15/91	7/15/91	1/15/93	2/2/94	7/15/91	4/16/92	1/15/93
Reporting Limit	0.5	0.5	0.5	0.5	0.5	0.5	0.5	0.5	0.5	0.5
Trichloroethylene	BRL	BRL	BRL	BRL	BRL	BRL	BRL	BRL	BRL	BRL
cis-1,2-Dichloroethylene	BRL	BRL	BRL	BRL	BRL	BRL	BRL	BRL	BRL	BRL
trans-1,2-Dichloroethylene	BRL	BRL	BRL	BRL	BRL	BRL	BRL	BRL	BRL	BRL
1,1-Dichloroethylene	BRL	BRL	BRL	BRL	BRL	BRL	BRL	BRL	BRL	BRL
Vinyl Chloride	BRL	BRL	BRL	BRL	BRL	BRL	BRL	BRL	BRL	BRL
1,1-Dichloroethane	BRL	BRL	BRL	BRL	BRL	BRL	BRL	BRL	BRL	BRL
Tetrachloroethylene	BRL	BRL	BRL	BRL	BRL	BRL	BRL	BRL	BRL	BRL
Benzene	BRL	BRL	BRL	BRL	BRL	BRL	BRL	BRL	BRL	BRL
Toluene	BRL	BRL	BRL	BRL	BRL	BRL	BRL	BRL	BRL	BRL
Ethylbenzene	BRL	BRL	BRL	BRL	BRL	BRL	BRL	BRL	BRL	BRL
Total Xylenes	BRL	BRL	BRL	BRL	BRL	BRL	BRL	BRL	BRL	BRL
Naphthalene	BRL	BRL	BRL	BRL	BRL	BRL	BRL	BRL	BRL	BRL
Dichlorodifluoromethane	BRL	BRL	BRL	BRL	BRL	BRL	BRL	BRL	BRL	BRL
Chloromethane	BRL	BRL	BRL	BRL	BRL	BRL	BRL	BRL	BRL	BRL
Bromomethane	BRL	BRL	BRL	BRL	BRL	BRL	BRL	BRL	BRL	BRL
Chloroethane	BRL	BRL	BRL	BRL	BRL	BRL	BRL	BRL	BRL	BRL
Fluorotrichloromethane	BRL	BRL	BRL	BRL	BRL	BRL	BRL	BRL	BRL	BRL
Dichloromethane	BRL	BRL	BRL	BRL	BRL	BRL	BRL	BRL	BRL	BRL
2,2-Dichloropropane	BRL	BRL	BRL	BRL	BRL	BRL	BRL	BRL	BRL	BRL
Chloroform	BRL	BRL	BRL	BRL	BRL	BRL	BRL	BRL	BRL	BRL
Bromochloromethane	BRL	BRL	BRL	BRL	BRL	BRL	BRL	BRL	BRL	BRL
1,1,1-Trichloroethane	BRL	BRL	BRL	BRL	BRL	BRL	BRL	BRL	BRL	BRL
1,1-Dichloropropene	BRL	BRL	BRL	BRL	BRL	BRL	BRL	BRL	BRL	BRL
Carbon Tetrachloride	BRL	BRL	BRL	BRL	BRL	BRL	BRL	BRL	BRL	BRL
1,2-Dichloroethane	BRL	BRL	BRL	BRL	BRL	BRL	BRL	BRL	BRL	BRL
1,2-Dichloropropane	BRL	BRL	BRL	BRL	BRL	BRL	BRL	BRL	BRL	BRL
Bromodichloromethane	BRL	BRL	BRL	BRL	BRL	BRL	BRL	BRL	BRL	BRL
Dibromomethane	BRL	BRL	BRL	BRL	BRL	BRL	BRL	BRL	BRL	BRL
1,3-Dichloropropene	BRL	BRL	BRL	BRL	BRL	BRL	BRL	BRL	BRL	BRL
1,1,2-Trichloroethane	BRL	BRL	BRL	BRL	BRL	BRL	BRL	BRL	BRL	BRL
1,3-Dichloropropane	BRL	BRL	BRL	BRL	BRL	BRL	BRL	BRL	BRL	BRL
Dibromochloromethane	BRL	BRL	BRL	BRL	BRL	BRL	BRL	BRL	BRL	BRL
Chlorobenzene	BRL	BRL	BRL	BRL	BRL	BRL	BRL	BRL	BRL	BRL
1,1,1,2-Tetrachloroethane	BRL	BRL	BRL	BRL	BRL	BRL	BRL	BRL	BRL	BRL
Styrene	BRL	BRL	BRL	BRL	BRL	BRL	BRL	BRL	BRL	BRL
Isopropylbenzene	BRL	BRL	BRL	BRL	BRL	BRL	BRL	BRL	BRL	BRL
Bromoform	BRL	BRL	BRL	BRL	BRL	BRL	BRL	BRL	BRL	BRL
1,1,2,2-Tetrachloroethane	BRL	BRL	BRL	BRL	BRL	BRL	BRL	BRL	BRL	BRL
1,2,3-Trichloropropane	BRL	BRL	BRL	BRL	BRL	BRL	BRL	BRL	BRL	BRL
n-Propylbenzene	BRL	BRL	BRL	BRL	BRL	BRL	BRL	BRL	BRL	BRL
Bromobenzene	BRL	BRL	BRL	BRL	BRL	BRL	BRL	BRL	BRL	BRL
1,3,5-Trimethylbenzene	BRL	BRL	BRL	BRL	BRL	BRL	BRL	BRL	BRL	BRL
o-Chlorotoluene	BRL	BRL	BRL	BRL	BRL	BRL	BRL	BRL	BRL	BRL
p-Chlorotoluene	BRL	BRL	BRL	BRL	BRL	BRL	BRL	BRL	BRL	BRL
tert-Butylbenzene	BRL	BRL	BRL	BRL	BRL	BRL	BRL	BRL	BRL	BRL
1,2,4-Trimethylbenzene	BRL	BRL	BRL	BRL	BRL	BRL	BRL	BRL	BRL	BRL
sec-Butylbenzene	BRL	BRL	BRL	BRL	BRL	BRL	BRL	BRL	BRL	BRL
p-Isopropyltoluene	BRL	BRL	BRL	BRL	BRL	BRL	BRL	BRL	BRL	BRL
m-Dichlorobenzene	BRL	BRL	BRL	BRL	BRL	BRL	BRL	BRL	BRL	BRL
p-Dichlorobenzene	BRL	BRL	BRL	BRL	BRL	BRL	BRL	BRL	BRL	BRL
n-Butylbenzene	BRL	BRL	BRL	BRL	BRL	BRL	BRL	BRL	BRL	BRL
o-Dichlorobenzene	BRL	BRL	BRL	BRL	BRL	BRL	BRL	BRL	BRL	BRL
1,2,4-Trichlorobenzene	BRL	BRL	BRL	BRL	BRL	BRL	BRL	BRL	BRL	BRL
Hexachlorobutadiene	BRL	BRL	BRL	BRL	BRL	BRL	BRL	BRL	BRL	BRL
1,2,3-Trichlorobenzene	BRL	BRL	BRL	BRL	BRL	BRL	BRL	BRL	BRL	BRL

BRL = Below Reporting Limit

Table A-4. Groundwater Monitoring Data - Organics (ppb) - MW-Series Monitoring Wells

Well ID	MW-5C
Date Sampled	1/27/94
Time Sampled	08:40
Date Delivered	1/28/94
Date Analyzed	2/3/94
Reporting Limit	0/5
Trichloroethylene	BRL
cis-1,2-Dichloroethylene	BRL
trans-1,2-Dichloroethylene	BRL
1,1-Dichloroethylene	BRL
Vinyl Chloride	BRL
1,1-Dichloroethane	BRL
Tetrachloroethylene	BRL
Benzene	BRL
Toluene	BRL
Ethylbenzene	BRL
Total Xylenes	BRL
Naphthalene	BRL
Dichlorodifluoromethane	BRL
Chloromethane	BRL
Bromomethane	BRL
Chloroethane	BRL
Fluorotrichloromethane	BRL
Dichloromethane	BRL
2,2-Dichloropropane	BRL
Chloroform	BRL
Bromochloromethane	BRL
1,1,1-Trichloroethane	BRL
1,1-Dichloropropene	BRL
Carbon Tetrachloride	BRL
1,2-Dichloroethane	BRL
1,2-Dichloropropane	BRL
Bromodichloromethane	BRL
Dibromomethane	BRL
1,3-Dichloropropene	BRL
1,1,2-Trichloroethane	BRL
1,3-Dichloropropane	BRL
Dibromochloromethane	BRL
Chlorobenzene	BRL
1,1,1,2-Tetrachloroethane	BRL
Styrene	BRL
Isopropylbenzene	BRL
Bromoform	BRL
1,1,2,2-Tetrachloroethane	BRL
1,2,3-Trichloropropane	BRL
n-Propylbenzene	BRL
Bromobenzene	BRL
1,3,5-Trimethylbenzene	BRL
o-Chlorotoluene	BRL
p-Chlorotoluene	BRL
tert-Butylbenzene	BRL
1,2,4-Trimethylbenzene	BRL
sec-Butylbenzene	BRL
p-Isopropyltoluene	BRL
m-Dichlorobenzene	BRL
p-Dichlorobenzene	BRL
n-Butylbenzene	BRL
o-Dichlorobenzene	BRL
1,2,4-Trichlorobenzene	BRL
Hexachlorobutadiene	BRL
1,2,3-Trichlorobenzene	BRL

BRL = Below Reporting Limit

Table A-5. Groundwater Monitoring Data - Organics (ppb) - FX-Series Monitoring Wells

Well ID	FX-1B	FX-1B	FX-1B	FX-2B	FX-2B	FX-2B	FX-3B	FX-3B	FX-3B
Date Sampled	4/30/92	1/21/93	1/26/94	4/30/92	1/21/93	1/26/94	4/30/92	1/21/93	1/27/94
Time Sampled	11:45	12:15	13:40	17:15	13:30	14:50	18:10	14:20	13:35
Date Delivered	4/30/92	1/21/93	1/28/94	5/1/92	1/21/93	1/28/94	5/1/92	1/21/93	1/28/94
Date Analyzed	4/30/92	1/25/93	2/3/94	5/4/92	1/25/93	2/3/94	5/4/92	1/25/93	2/11/94
Reporting Limit	0.5	0.5	0.5	0.5	0.5	0.5	1	10	10
Trichloroethylene	BRL	BRL	BRL	BRL	BRL	BRL	BRL	BRL	BRL
cis-1,2-Dichloroethylene	BRL	BRL	BRL	BRL	BRL	BRL	8.74	BRL	BRL
trans-1,2-Dichloroethylene	BRL	BRL	BRL	BRL	BRL	BRL	BRL	BRL	BRL
1,1-Dichloroethylene	BRL	BRL	BRL	BRL	BRL	BRL	BRL	BRL	BRL
Vinyl Chloride	BRL	BRL	BRL	BRL	BRL	BRL	BRL	BRL	BRL
1,1-Dichloroethane	BRL	BRL	BRL	BRL	BRL	BRL	BRL	BRL	BRL
Tetrachloroethylene	BRL	BRL	BRL	BRL	BRL	BRL	BRL	BRL	BRL
Benzene	BRL	BRL	BRL	BRL	BRL	BRL	43.10	31.80	17.70
Toluene	BRL	BRL	BRL	BRL	BRL	BRL	28.60	BRL	BRL
Ethylbenzene	BRL	BRL	BRL	BRL	BRL	BRL	50.10	BRL	21.60
Total Xylenes	BRL	BRL	BRL	BRL	BRL	BRL	35.40	BRL	BRL
Naphthalene	BRL	BRL	BRL	BRL	BRL	BRL	4310.00	5750.00	4700.00
Dichlorodifluoromethane	BRL	BRL	BRL	BRL	BRL	BRL	BRL	BRL	BRL
Chloromethane	BRL	BRL	BRL	BRL	BRL	BRL	BRL	BRL	BRL
Bromomethane	BRL	BRL	BRL	BRL	BRL	BRL	BRL	BRL	BRL
Chloroethane	BRL	BRL	BRL	BRL	BRL	BRL	BRL	BRL	BRL
Fluorotrichloromethane	BRL	BRL	BRL	BRL	BRL	BRL	BRL	BRL	BRL
Dichloromethane	BRL	BRL	BRL	BRL	BRL	BRL	BRL	BRL	BRL
2,2-Dichloropropane	BRL	BRL	BRL	BRL	BRL	BRL	BRL	BRL	BRL
Chloroform	BRL	BRL	BRL	BRL	BRL	BRL	BRL	BRL	BRL
Bromochloromethane	BRL	BRL	BRL	BRL	BRL	BRL	BRL	BRL	BRL
1,1,1-Trichloroethane	BRL	BRL	BRL	BRL	BRL	BRL	BRL	BRL	BRL
1,1-Dichloropropene	BRL	BRL	BRL	BRL	BRL	BRL	BRL	BRL	BRL
Carbon Tetrachloride	BRL	BRL	BRL	BRL	BRL	BRL	BRL	BRL	BRL
1,2-Dichloroethane	BRL	BRL	BRL	BRL	BRL	BRL	BRL	BRL	BRL
1,2-Dichloropropane	BRL	BRL	BRL	BRL	BRL	BRL	BRL	BRL	BRL
Bromodichloromethane	BRL	BRL	BRL	BRL	BRL	BRL	BRL	BRL	BRL
Dibromomethane	BRL	BRL	BRL	BRL	BRL	BRL	BRL	BRL	BRL
1,3-Dichloropropene	BRL	BRL	BRL	BRL	BRL	BRL	BRL	BRL	BRL
1,1,2-Trichloroethane	BRL	BRL	BRL	BRL	BRL	BRL	BRL	BRL	BRL
1,3-Dichloropropane	BRL	BRL	BRL	BRL	BRL	BRL	BRL	BRL	BRL
Dibromochloromethane	BRL	BRL	BRL	BRL	BRL	BRL	BRL	BRL	BRL
Chlorobenzene	BRL	BRL	BRL	BRL	BRL	BRL	BRL	BRL	BRL
1,1,1,2-Tetrachloroethane	BRL	BRL	BRL	BRL	BRL	BRL	BRL	BRL	BRL
Styrene	BRL	BRL	BRL	BRL	BRL	BRL	BRL	BRL	BRL
Isopropylbenzene	BRL	BRL	BRL	BRL	BRL	BRL	22.50	BRL	BRL
Bromoform	BRL	BRL	BRL	BRL	BRL	BRL	BRL	BRL	BRL
1,1,2,2-Tetrachloroethane	BRL	BRL	BRL	BRL	BRL	BRL	BRL	BRL	BRL
1,2,3-Trichloropropane	BRL	BRL	BRL	BRL	BRL	BRL	BRL	BRL	BRL
n-Propylbenzene	BRL	BRL	BRL	BRL	BRL	BRL	BRL	BRL	BRL
Bromobenzene	BRL	BRL	BRL	BRL	BRL	BRL	BRL	BRL	BRL
1,3,5-Trimethylbenzene	BRL	BRL	BRL	BRL	BRL	BRL	BRL	BRL	BRL
o-Chlorotoluene	BRL	BRL	BRL	BRL	BRL	BRL	BRL	BRL	BRL
p-Chlorotoluene	BRL	BRL	BRL	BRL	BRL	BRL	BRL	BRL	BRL
tert-Butylbenzene	BRL	BRL	BRL	BRL	BRL	BRL	BRL	BRL	BRL
1,2,4-Trimethylbenzene	BRL	BRL	BRL	BRL	BRL	BRL	BRL	13.40	BRL
sec-Butylbenzene	BRL	BRL	BRL	BRL	BRL	BRL	BRL	BRL	BRL
p-Isopropyltoluene	BRL	BRL	BRL	BRL	BRL	BRL	BRL	BRL	BRL
m-Dichlorobenzene	BRL	BRL	BRL	BRL	BRL	BRL	BRL	BRL	BRL
p-Dichlorobenzene	BRL	BRL	BRL	BRL	BRL	BRL	BRL	BRL	BRL
n-Butylbenzene	BRL	BRL	BRL	BRL	BRL	BRL	BRL	BRL	BRL
o-Dichlorobenzene	BRL	BRL	BRL	BRL	BRL	BRL	BRL	BRL	BRL
1,2,4-Trichlorobenzene	BRL	BRL	BRL	BRL	BRL	BRL	BRL	BRL	BRL
Hexachlorobutadiene	BRL	BRL	BRL	BRL	BRL	BRL	BRL	BRL	BRL
1,2,3-Trichlorobenzene	BRL	BRL	BRL	BRL	BRL	BRL	BRL	BRL	BRL

BRL = Below Reporting Limit

Table A-6. Groundwater Monitoring Data - Organics (ppb) - OB-Series Monitoring Wells

Well ID	OB-1	OB-1	OB-1	OB-1	OB-1	OB-2	OB-2	OB-2	OB-2	OB-4
Date Sampled	9/5/91	10/17/91	4/28/92	1/20/93	1/26/94	8/1/91	4/29/92	1/20/93	1/27/94	8/1/91
Time Sampled	14:30	11:40	20:20	11:45	17:50	10:42	15:00	15:35	10:35	12:21
Date Delivered	9/5/91	10/17/91	4/30/92	1/20/93	1/28/94	8/2/91	4/30/92	1/21/93	1/28/94	8/2/91
Date Analyzed	9/5/91	11/1/91	4/30/92	1/20/93	2/3/94	8/2/91	4/30/92	1/25/93	2/9/94	8/2/91
Reporting Limit	0.5	0.5	0.5	0.5	0.5	0.5	0.5	0.5	1	0.5
Trichloroethylene	BRL	BRL	BRL	BRL	0.68	3.17	3.73	22.10	62.40	BRL
cis-1,2-Dichloroethylene	BRL	BRL	BRL	BRL	BRL	1.18	2.00	8.84	23.10	BRL
trans-1,2-Dichloroethylene	BRL	BRL	BRL	BRL	BRL	BRL	BRL	BRL	1.33	BRL
1,1-Dichloroethylene	BRL	BRL	BRL	BRL	BRL	BRL	BRL	BRL	BRL	BRL
Vinyl Chloride	BRL	BRL	BRL	BRL	BRL	BRL	BRL	BRL	BRL	BRL
1,1-Dichloroethane	1.43	BRL	BRL	1.26	BRL	BRL	BRL	0.54	2.96	BRL
Tetrachloroethylene	BRL	BRL	BRL	BRL	BRL	0.55	1.29	2.69	2.13	BRL
Benzene	BRL	BRL	BRL	BRL	BRL	0.90	0.55	1.28	2.09	BRL
Toluene	BRL	BRL	BRL	BRL	BRL	BRL	BRL	BRL	BRL	BRL
Ethylbenzene	BRL	BRL	BRL	BRL	BRL	0.79	BRL	BRL	BRL	BRL
Total Xylenes	BRL	BRL	BRL	BRL	BRL	BRL	BRL	BRL	BRL	BRL
Naphthalene	BRL	BRL	BRL	BRL	BRL	25.20	BRL	BRL	2.52	BRL
Dichlorodifluoromethane	BRL	BRL	BRL	BRL	BRL	BRL	BRL	BRL	BRL	BRL
Chloromethane	BRL	BRL	BRL	BRL	BRL	BRL	BRL	BRL	BRL	BRL
Bromomethane	BRL	BRL	BRL	BRL	BRL	BRL	BRL	BRL	BRL	BRL
Chloroethane	BRL	BRL	BRL	BRL	BRL	BRL	BRL	BRL	BRL	BRL
Fluorotrichloromethane	BRL	BRL	BRL	BRL	BRL	BRL	BRL	BRL	BRL	BRL
Dichloromethane	BRL	BRL	BRL	BRL	BRL	BRL	BRL	BRL	BRL	BRL
2,2-Dichloropropane	BRL	BRL	BRL	BRL	BRL	BRL	BRL	BRL	BRL	BRL
Chloroform	BRL	BRL	BRL	BRL	BRL	BRL	BRL	BRL	BRL	BRL
Bromochloromethane	BRL	BRL	BRL	BRL	BRL	BRL	BRL	BRL	BRL	BRL
1,1,1-Trichloroethane	BRL	BRL	BRL	BRL	BRL	BRL	BRL	BRL	BRL	BRL
1,1-Dichloropropene	BRL	BRL	BRL	BRL	BRL	BRL	BRL	BRL	BRL	BRL
Carbon Tetrachloride	BRL	BRL	BRL	BRL	BRL	BRL	BRL	BRL	BRL	BRL
1,2-Dichloroethane	BRL	BRL	BRL	BRL	BRL	BRL	BRL	BRL	BRL	BRL
1,2-Dichloropropane	BRL	BRL	BRL	BRL	BRL	BRL	BRL	BRL	BRL	BRL
Bromodichloromethane	BRL	BRL	BRL	BRL	BRL	BRL	BRL	BRL	BRL	BRL
Dibromomethane	BRL	BRL	BRL	BRL	BRL	BRL	BRL	BRL	BRL	BRL
1,3-Dichloropropene	BRL	BRL	BRL	BRL	BRL	BRL	BRL	BRL	BRL	BRL
1,1,2-Trichloroethane	BRL	BRL	BRL	BRL	BRL	BRL	BRL	BRL	BRL	BRL
1,3-Dichloropropane	BRL	BRL	BRL	BRL	BRL	BRL	BRL	BRL	BRL	BRL
Dibromochloromethane	BRL	BRL	BRL	BRL	BRL	BRL	BRL	BRL	BRL	BRL
Chlorobenzene	BRL	BRL	BRL	BRL	BRL	BRL	BRL	BRL	BRL	BRL
1,1,1,2-Tetrachloroethane	BRL	BRL	BRL	BRL	BRL	BRL	BRL	BRL	BRL	BRL
Styrene	BRL	BRL	BRL	BRL	BRL	BRL	BRL	BRL	BRL	BRL
Isopropylbenzene	BRL	BRL	BRL	BRL	BRL	BRL	BRL	BRL	BRL	BRL
Bromoform	BRL	BRL	BRL	BRL	BRL	BRL	BRL	BRL	BRL	BRL
1,1,2,2-Tetrachloroethane	BRL	BRL	BRL	BRL	BRL	BRL	BRL	BRL	BRL	BRL
1,2,3-Trichloropropane	BRL	BRL	BRL	BRL	BRL	BRL	BRL	BRL	BRL	BRL
n-Propylbenzene	BRL	BRL	BRL	BRL	BRL	BRL	BRL	BRL	BRL	BRL
Bromobenzene	BRL	BRL	BRL	BRL	BRL	BRL	BRL	BRL	BRL	BRL
1,3,5-Trimethylbenzene	BRL	BRL	BRL	BRL	BRL	BRL	BRL	BRL	BRL	BRL
o-Chlorotoluene	BRL	BRL	BRL	BRL	BRL	BRL	BRL	BRL	BRL	BRL
p-Chlorotoluene	BRL	BRL	BRL	BRL	BRL	BRL	BRL	BRL	BRL	BRL
tert-Butylbenzene	BRL	BRL	BRL	BRL	BRL	BRL	BRL	BRL	BRL	BRL
1,2,4-Trimethylbenzene	BRL	BRL	BRL	BRL	BRL	BRL	BRL	BRL	BRL	BRL
sec-Butylbenzene	BRL	BRL	BRL	BRL	BRL	BRL	BRL	BRL	BRL	BRL
p-Isopropyltoluene	BRL	BRL	BRL	BRL	BRL	BRL	BRL	BRL	BRL	BRL
m-Dichlorobenzene	BRL	BRL	BRL	BRL	BRL	BRL	BRL	BRL	BRL	BRL
p-Dichlorobenzene	BRL	BRL	BRL	BRL	BRL	BRL	BRL	BRL	BRL	BRL
n-Butylbenzene	BRL	BRL	BRL	BRL	BRL	BRL	BRL	BRL	BRL	BRL
o-Dichlorobenzene	BRL	BRL	BRL	BRL	BRL	BRL	BRL	BRL	BRL	BRL
1,2,4-Trichlorobenzene	BRL	BRL	BRL	BRL	BRL	BRL	BRL	BRL	BRL	BRL
Hexachlorobutadiene	BRL	BRL	BRL	BRL	BRL	BRL	BRL	BRL	BRL	BRL
1,2,3-Trichlorobenzene	BRL	BRL	BRL	BRL	BRL	BRL	BRL	BRL	BRL	BRL

BRL = Below Reporting Limit

Table A-6. Groundwater Monitoring Data - Organics (ppb) - OB-Series Monitoring Wells

Well ID	OB-5	OB-5	OB-5	OB-5	OB-5	OB-6	OB-6	OB-6	OB-6	OB-6
Date Sampled	2/11/93	3/11/93	4/20/93	12/16/93	1/27/94	2/11/93	3/11/93	4/20/93	12/16/93	1/27/94
Time Sampled	19:10	18:05	16:40	12:45	18:00	17:38	16:40	13:45	11:20	16:30
Date Delivered	2/12/93	3/12/93	4/21/93	12/16/93	1/28/94	2/12/93	3/12/93	4/21/93	12/16/93	1/28/94
Date Analyzed	2/15/93	3/17/93	4/22/93	12/22/93	2/10/94	2/15/93	3/17/93	4/22/93	12/22/93	2/10/94
Reporting Limit	0.5	20	25	5	1	0.5	5	1	5	1
Trichloroethylene	BRL	BRL	BRL	BRL	BRL	83.00	112.00	106.00	106.00	97.40
cis-1,2-Dichloroethylene	415.00	700.00	586.00	761.00	734.00	77.60	106.00	97.30	91.10	86.20
trans-1,2-Dichloroethylene	0.52	BRL	BRL	BRL	BRL	BRL	BRL	BRL	BRL	BRL
1,1-Dichloroethylene	BRL	BRL	BRL	BRL	BRL	8.37	5.08	5.30	BRL	BRL
Vinyl Chloride	BRL	BRL	BRL	BRL	BRL	BRL	BRL	BRL	BRL	BRL
1,1-Dichloroethane	5.00	BRL	BRL	9.77	12.50	1.67	BRL	1.97	BRL	BRL
Tetrachloroethylene	BRL	BRL	BRL	BRL	BRL	BRL	BRL	BRL	BRL	BRL
Benzene	BRL	BRL	BRL	BRL	BRL	BRL	BRL	BRL	BRL	BRL
Toluene	BRL	BRL	BRL	BRL	BRL	BRL	BRL	BRL	BRL	BRL
Ethylbenzene	BRL	BRL	BRL	BRL	BRL	BRL	BRL	BRL	BRL	BRL
Total Xylenes	BRL	BRL	BRL	BRL	BRL	BRL	BRL	BRL	BRL	BRL
Naphthalene	BRL	BRL	BRL	BRL	BRL	BRL	BRL	BRL	BRL	BRL
Dichlorodifluoromethane	BRL	BRL	BRL	BRL	BRL	BRL	BRL	BRL	BRL	BRL
Chloromethane	BRL	BRL	BRL	BRL	BRL	BRL	BRL	BRL	BRL	BRL
Bromomethane	BRL	BRL	BRL	BRL	BRL	BRL	BRL	BRL	BRL	BRL
Chloroethane	BRL	BRL	BRL	BRL	BRL	BRL	BRL	BRL	BRL	BRL
Fluorotrichloromethane	BRL	BRL	BRL	BRL	BRL	BRL	BRL	BRL	BRL	BRL
Dichloromethane	BRL	BRL	BRL	BRL	BRL	BRL	BRL	BRL	BRL	BRL
2,2-Dichloropropane	BRL	BRL	BRL	BRL	BRL	BRL	BRL	BRL	BRL	BRL
Chloroform	BRL	BRL	BRL	BRL	BRL	BRL	BRL	BRL	BRL	BRL
Bromochloromethane	BRL	BRL	BRL	BRL	BRL	BRL	BRL	BRL	BRL	BRL
1,1,1-Trichloroethane	BRL	BRL	BRL	BRL	BRL	1.19	BRL	1.53	BRL	BRL
1,1-Dichloropropene	BRL	BRL	BRL	BRL	BRL	BRL	BRL	BRL	BRL	BRL
Carbon Tetrachloride	BRL	BRL	BRL	BRL	BRL	BRL	BRL	BRL	BRL	BRL
1,2-Dichloroethane	BRL	BRL	BRL	BRL	BRL	BRL	BRL	BRL	BRL	BRL
1,2-Dichloropropane	BRL	BRL	BRL	BRL	BRL	BRL	BRL	BRL	BRL	BRL
Bromodichloromethane	BRL	BRL	BRL	BRL	BRL	BRL	BRL	BRL	BRL	BRL
Dibromomethane	BRL	BRL	BRL	BRL	BRL	BRL	BRL	BRL	BRL	BRL
1,3-Dichloropropene	BRL	BRL	BRL	BRL	BRL	BRL	BRL	BRL	BRL	BRL
1,1,2-Trichloroethane	BRL	BRL	BRL	BRL	BRL	BRL	BRL	BRL	BRL	BRL
1,3-Dichloropropane	BRL	BRL	BRL	BRL	BRL	BRL	BRL	BRL	BRL	BRL
Dibromochloromethane	BRL	BRL	BRL	BRL	BRL	BRL	BRL	BRL	BRL	BRL
Chlorobenzene	BRL	BRL	BRL	BRL	BRL	BRL	BRL	BRL	BRL	BRL
1,1,1,2-Tetrachloroethane	BRL	BRL	BRL	BRL	BRL	BRL	BRL	BRL	BRL	BRL
Styrene	BRL	BRL	BRL	BRL	BRL	BRL	BRL	BRL	BRL	BRL
Isopropylbenzene	BRL	BRL	BRL	BRL	BRL	BRL	BRL	BRL	BRL	BRL
Bromoform	BRL	BRL	BRL	BRL	BRL	BRL	BRL	BRL	BRL	BRL
1,1,2,2-Tetrachloroethane	BRL	BRL	BRL	BRL	BRL	BRL	BRL	BRL	BRL	BRL
1,2,3-Trichloropropane	BRL	BRL	BRL	BRL	BRL	BRL	BRL	BRL	BRL	BRL
n-Propylbenzene	BRL	BRL	BRL	BRL	BRL	BRL	BRL	BRL	BRL	BRL
Bromobenzene	BRL	BRL	BRL	BRL	BRL	BRL	BRL	BRL	BRL	BRL
1,3,5-Trimethylbenzene	BRL	BRL	BRL	BRL	BRL	BRL	BRL	BRL	BRL	BRL
o-Chlorotoluene	BRL	BRL	BRL	BRL	BRL	BRL	BRL	BRL	BRL	BRL
p-Chlorotoluene	BRL	BRL	BRL	BRL	BRL	BRL	BRL	BRL	BRL	BRL
tert-Butylbenzene	BRL	BRL	BRL	BRL	BRL	BRL	BRL	BRL	BRL	BRL
1,2,4-Trimethylbenzene	BRL	BRL	BRL	BRL	BRL	BRL	BRL	BRL	BRL	BRL
sec-Butylbenzene	BRL	BRL	BRL	BRL	BRL	BRL	BRL	BRL	BRL	BRL
p-Isopropyltoluene	BRL	BRL	BRL	BRL	BRL	BRL	BRL	BRL	BRL	BRL
m-Dichlorobenzene	BRL	BRL	BRL	BRL	BRL	BRL	BRL	BRL	BRL	BRL
p-Dichlorobenzene	BRL	BRL	BRL	BRL	BRL	BRL	BRL	BRL	BRL	BRL
n-Butylbenzene	BRL	BRL	BRL	BRL	BRL	BRL	BRL	BRL	BRL	BRL
o-Dichlorobenzene	BRL	BRL	BRL	BRL	BRL	BRL	BRL	BRL	BRL	BRL
1,2,4-Trichlorobenzene	BRL	BRL	BRL	BRL	BRL	BRL	BRL	BRL	BRL	BRL
Hexachlorobutadiene	BRL	BRL	BRL	BRL	BRL	BRL	BRL	BRL	BRL	BRL
1,2,3-Trichlorobenzene	BRL	BRL	BRL	BRL	BRL	BRL	BRL	BRL	BRL	BRL

BRL = Below Reporting Limit

Table A-6. Groundwater Monitoring Data - Organics (ppb) - OB-Series Monitoring Wells

Well ID	OB-8	OB-10
Date Sampled	8/1/91	8/1/91
Time Sampled	13:07	11:31
Date Delivered	8/2/91	8/2/91
Date Analyzed	8/2/91	8/2/91
Reporting Limit	0.5	0.5
Trichloroethylene	BRL	BRL
cis-1,2-Dichloroethylene	BRL	BRL
trans-1,2-Dichloroethylene	BRL	BRL
1,1-Dichloroethylene	BRL	BRL
Vinyl Chloride	BRL	BRL
1,1-Dichloroethane	BRL	BRL
Tetrachloroethylene	BRL	BRL
Benzene	BRL	BRL
Toluene	BRL	BRL
Ethylbenzene	BRL	BRL
Total Xylenes	BRL	BRL
Naphthalene	BRL	BRL
Dichlorodifluoromethane	BRL	BRL
Chloromethane	BRL	BRL
Bromomethane	BRL	BRL
Chloroethane	BRL	BRL
Fluorotrichloromethane	BRL	BRL
Dichloromethane	BRL	BRL
2,2-Dichloropropane	BRL	BRL
Chloroform	BRL	BRL
Bromochloromethane	BRL	BRL
1,1,1-Trichloroethane	BRL	BRL
1,1-Dichloropropene	BRL	BRL
Carbon Tetrachloride	BRL	BRL
1,2-Dichloroethane	BRL	BRL
1,2-Dichloropropane	BRL	BRL
Bromodichloromethane	BRL	BRL
Dibromomethane	BRL	BRL
1,3-Dichloropropene	BRL	BRL
1,1,2-Trichloroethane	BRL	BRL
1,3-Dichloropropane	BRL	BRL
Dibromochloromethane	BRL	BRL
Chlorobenzene	BRL	BRL
1,1,1,2-Tetrachloroethane	BRL	BRL
Styrene	BRL	BRL
Isopropylbenzene	BRL	BRL
Bromoform	BRL	BRL
1,1,2,2-Tetrachloroethane	BRL	BRL
1,2,3-Trichloropropane	BRL	BRL
n-Propylbenzene	BRL	BRL
Bromobenzene	BRL	BRL
1,3,5-Trimethylbenzene	BRL	BRL
o-Chlorotoluene	BRL	BRL
p-Chlorotoluene	BRL	BRL
tert-Butylbenzene	BRL	BRL
1,2,4-Trimethylbenzene	BRL	BRL
sec-Butylbenzene	BRL	BRL
p-Isopropyltoluene	BRL	BRL
m-Dichlorobenzene	BRL	BRL
p-Dichlorobenzene	BRL	BRL
n-Butylbenzene	BRL	BRL
o-Dichlorobenzene	BRL	BRL
1,2,4-Trichlorobenzene	BRL	BRL
Hexachlorobutadiene	BRL	BRL
1,2,3-Trichlorobenzene	BRL	BRL

BRL = Below Reporting Limit

Table A-7. Groundwater Monitoring Data - Organics (ppb) - Miscellaneous Monitoring Wells

Well ID	AB-4	AB-4	AB-4	BL-1A(L)	BL-1B	BL-2B	WT-09	WT-9
Date Sampled	8/2/91	4/29/92	1/20/93	10/21/93	10/21/93	10/21/93	7/31/91	1/24/94
Time Sampled	13:51	11:00	09:30	09:29	09:58	10:35	18:18	21:20
Date Delivered	8/2/91	4/30/92	1/20/93	10/21/93	10/21/93	10/21/93	8/1/91	1/28/94
Date Analyzed	8/2/91	4/30/92	1/20/93	10/25/93	10/25/93	10/25/93	8/1/91	2/2/94
Reporting Limit	0.5	0.5	0.5	0.5	0.5	0.5	0.5	0.5
Trichloroethylene	BRL	BRL	BRL	BRL	BRL	BRL	BRL	BRL
cis-1,2-Dichloroethylene	1.18	BRL	BRL	BRL	BRL	BRL	BRL	BRL
trans-1,2-Dichloroethylene	BRL	BRL	BRL	BRL	BRL	BRL	BRL	BRL
1,1-Dichloroethylene	BRL	BRL	BRL	BRL	BRL	BRL	BRL	BRL
Vinyl Chloride	BRL	BRL	BRL	BRL	BRL	BRL	BRL	BRL
1,1-Dichloroethane	BRL	BRL	BRL	BRL	BRL	BRL	BRL	BRL
Tetrachloroethylene	BRL	BRL	BRL	BRL	BRL	BRL	BRL	BRL
Benzene	BRL	BRL	BRL	BRL	BRL	BRL	BRL	BRL
Toluene	BRL	BRL	BRL	BRL	BRL	BRL	BRL	BRL
Ethylbenzene	BRL	BRL	BRL	BRL	BRL	BRL	BRL	2.03
Total Xylenes	BRL	BRL	BRL	BRL	BRL	BRL	BRL	BRL
Naphthalene	BRL	BRL	BRL	BRL	BRL	BRL	BRL	BRL
Dichlorodifluoromethane	BRL	BRL	BRL	BRL	BRL	BRL	BRL	BRL
Chloromethane	BRL	BRL	BRL	BRL	BRL	BRL	BRL	BRL
Bromomethane	BRL	BRL	BRL	BRL	BRL	BRL	BRL	BRL
Chloroethane	BRL	BRL	BRL	BRL	BRL	BRL	BRL	BRL
Fluorotrichloromethane	BRL	BRL	BRL	BRL	BRL	BRL	BRL	BRL
Dichloromethane	BRL	BRL	BRL	BRL	BRL	BRL	BRL	BRL
2,2-Dichloropropane	BRL	BRL	BRL	BRL	BRL	BRL	BRL	BRL
Chloroform	BRL	BRL	BRL	BRL	BRL	BRL	BRL	BRL
Bromochloromethane	BRL	BRL	BRL	BRL	BRL	BRL	BRL	BRL
1,1,1-Trichloroethane	BRL	BRL	BRL	BRL	BRL	BRL	BRL	BRL
1,1-Dichloropropene	BRL	BRL	BRL	BRL	BRL	BRL	BRL	BRL
Carbon Tetrachloride	BRL	BRL	BRL	BRL	BRL	BRL	BRL	BRL
1,2-Dichloroethane	BRL	BRL	BRL	BRL	BRL	BRL	BRL	BRL
1,2-Dichloropropane	BRL	BRL	BRL	BRL	BRL	BRL	BRL	BRL
Bromodichloromethane	BRL	BRL	BRL	BRL	BRL	BRL	BRL	BRL
Dibromomethane	BRL	BRL	BRL	BRL	BRL	BRL	BRL	BRL
1,3-Dichloropropene	BRL	BRL	BRL	BRL	BRL	BRL	BRL	BRL
1,1,2-Trichloroethane	BRL	BRL	BRL	BRL	BRL	BRL	BRL	BRL
1,3-Dichloropropane	BRL	BRL	BRL	BRL	BRL	BRL	BRL	BRL
Dibromochloromethane	BRL	BRL	BRL	BRL	BRL	BRL	BRL	BRL
Chlorobenzene	BRL	BRL	BRL	BRL	BRL	BRL	BRL	BRL
1,1,1,2-Tetrachloroethane	BRL	BRL	BRL	BRL	BRL	BRL	BRL	BRL
Styrene	BRL	BRL	BRL	BRL	BRL	BRL	BRL	BRL
Isopropylbenzene	BRL	BRL	BRL	BRL	BRL	BRL	BRL	BRL
Bromoform	BRL	BRL	BRL	BRL	BRL	BRL	BRL	BRL
1,1,2,2-Tetrachloroethane	BRL	BRL	BRL	BRL	BRL	BRL	BRL	BRL
1,2,3-Trichloropropane	BRL	BRL	BRL	BRL	BRL	BRL	BRL	BRL
n-Propylbenzene	BRL	BRL	BRL	BRL	BRL	BRL	BRL	BRL
Bromobenzene	BRL	BRL	BRL	BRL	BRL	BRL	BRL	BRL
1,3,5-Trimethylbenzene	BRL	BRL	BRL	BRL	BRL	BRL	BRL	BRL
o-Chlorotoluene	BRL	BRL	BRL	BRL	BRL	BRL	BRL	BRL
p-Chlorotoluene	BRL	BRL	BRL	BRL	BRL	BRL	BRL	BRL
tert-Butylbenzene	BRL	BRL	BRL	BRL	BRL	BRL	BRL	BRL
1,2,4-Trimethylbenzene	BRL	BRL	BRL	BRL	BRL	BRL	BRL	BRL
sec-Butylbenzene	BRL	BRL	BRL	BRL	BRL	BRL	BRL	BRL
p-Isopropyltoluene	BRL	BRL	BRL	BRL	BRL	BRL	BRL	BRL
m-Dichlorobenzene	BRL	BRL	BRL	BRL	BRL	BRL	BRL	BRL
p-Dichlorobenzene	BRL	BRL	BRL	BRL	BRL	BRL	BRL	BRL
n-Butylbenzene	BRL	BRL	BRL	BRL	BRL	BRL	BRL	BRL
o-Dichlorobenzene	BRL	BRL	BRL	BRL	BRL	BRL	BRL	BRL
1,2,4-Trichlorobenzene	BRL	BRL	BRL	BRL	BRL	BRL	BRL	BRL
Hexachlorobutadiene	BRL	BRL	BRL	BRL	BRL	BRL	BRL	BRL
1,2,3-Trichlorobenzene	BRL	BRL	BRL	BRL	BRL	BRL	BRL	BRL

BRL = Below Reporting Limit

Table A-8. Groundwater Monitoring Data - Organics (ppb) - Blank Samples

Well ID	DI-SG	BL-W/GFR	DI-SG(CC)	CW-10(CC)	FBW-1	SCW-1	B-1	CW-W1	B-1	B-12
Date Sampled	6/27/91		6/27/91	6/27/91	7/10/91	7/10/91	7/13/91		7/31/91	8/1/91
Time Sampled			12:00	16:30	15:00	15:30			17:30	12:00
Date Delivered	6/27/91	6/27/91	6/28/91	6/28/91	7/10/91	7/10/91	7/19/91	7/19/91	8/1/91	8/2/91
Date Analyzed	6/27/91	6/27/91	6/28/91	6/28/91	7/11/91	7/11/91	7/22/91	7/22/91	8/1/91	8/2/91
Reporting Limit	0.5	0.5	0.5	0.5	0.5	0.5	0.5	0.5	0.5	0.5
Trichloroethylene	BRL	BRL	BRL	BRL	BRL	BRL	BRL	BRL	BRL	BRL
cis-1,2-Dichloroethylene	BRL	BRL	NA	NA	BRL	BRL	BRL	BRL	BRL	BRL
trans-1,2-Dichloroethylene	BRL	BRL	NA	NA	BRL	BRL	BRL	BRL	BRL	BRL
1,1-Dichloroethylene	BRL	BRL	NA	NA	BRL	BRL	BRL	BRL	BRL	BRL
Vinyl Chloride	BRL	BRL	NA	NA	BRL	BRL	BRL	BRL	BRL	BRL
1,1-Dichloroethane	BRL	BRL	NA	NA	BRL	BRL	BRL	BRL	BRL	BRL
Tetrachloroethylene	BRL	BRL	BRL	BRL	BRL	BRL	BRL	BRL	BRL	BRL
Benzene	BRL	BRL	BRL	BRL	BRL	BRL	BRL	BRL	BRL	BRL
Toluene	BRL	BRL	NA	NA	BRL	BRL	BRL	BRL	BRL	BRL
Ethylbenzene	BRL	BRL	NA	NA	BRL	BRL	BRL	BRL	BRL	BRL
Total Xylenes	BRL	BRL	NA	NA	BRL	BRL	BRL	BRL	BRL	BRL
Naphthalene	BRL	BRL	NA	NA	BRL	BRL	BRL	BRL	BRL	BRL
Dichlorodifluoromethane	BRL	BRL	NA	NA	BRL	BRL	BRL	BRL	BRL	BRL
Chloromethane	BRL	BRL	NA	NA	BRL	BRL	BRL	BRL	BRL	BRL
Bromomethane	BRL	BRL	NA	NA	BRL	BRL	BRL	BRL	BRL	BRL
Chloroethane	BRL	BRL	NA	NA	BRL	BRL	BRL	BRL	BRL	BRL
Fluorotrichloromethane	BRL	BRL	NA	NA	BRL	BRL	BRL	BRL	BRL	BRL
Dichloromethane	0.68	0.55	NA	NA	BRL	BRL	BRL	BRL	BRL	BRL
2,2-Dichloropropane	BRL	BRL	NA	NA	BRL	BRL	BRL	BRL	BRL	BRL
Chloroform	1.92	BRL	NA	NA	1.44	0.96	1.29	77.30	1.29	0.84
Bromochloromethane	BRL	BRL	NA	NA	BRL	BRL	BRL	BRL	BRL	BRL
1,1,1-Trichloroethane	BRL	BRL	NA	NA	BRL	BRL	BRL	BRL	BRL	BRL
1,1-Dichloropropene	BRL	BRL	NA	NA	BRL	BRL	BRL	BRL	BRL	BRL
Carbon Tetrachloride	BRL	BRL	NA	NA	BRL	BRL	BRL	BRL	BRL	BRL
1,2-Dichloroethane	BRL	BRL	NA	NA	BRL	BRL	BRL	BRL	BRL	BRL
1,2-Dichloropropane	BRL	BRL	NA	NA	BRL	BRL	BRL	BRL	BRL	BRL
Bromodichloromethane	BRL	BRL	NA	NA	BRL	BRL	BRL	20.60	BRL	BRL
Dibromomethane	BRL	BRL	NA	NA	BRL	BRL	BRL	BRL	BRL	BRL
1,3-Dichloropropene	BRL	BRL	NA	NA	BRL	BRL	BRL	BRL	BRL	BRL
1,1,2-Trichloroethane	BRL	BRL	NA	NA	BRL	BRL	BRL	BRL	BRL	BRL
1,3-Dichloropropane	BRL	BRL	NA	NA	BRL	BRL	BRL	BRL	BRL	BRL
Dibromochloromethane	BRL	BRL	NA	NA	BRL	BRL	BRL	5.51	BRL	BRL
Chlorobenzene	BRL	BRL	NA	NA	BRL	BRL	BRL	BRL	BRL	BRL
1,1,1,2-Tetrachloroethane	BRL	BRL	NA	NA	BRL	BRL	BRL	BRL	BRL	BRL
Styrene	BRL	BRL	NA	NA	BRL	BRL	BRL	BRL	BRL	BRL
Isopropylbenzene	BRL	BRL	NA	NA	BRL	BRL	BRL	BRL	BRL	BRL
Bromoform	BRL	BRL	NA	NA	BRL	BRL	BRL	BRL	BRL	BRL
1,1,2,2-Tetrachloroethane	BRL	BRL	NA	NA	BRL	BRL	BRL	BRL	BRL	BRL
1,2,3-Trichloropropane	BRL	BRL	NA	NA	BRL	BRL	BRL	BRL	BRL	BRL
n-Propylbenzene	BRL	BRL	NA	NA	BRL	BRL	BRL	BRL	BRL	BRL
Bromobenzene	BRL	BRL	NA	NA	BRL	BRL	BRL	BRL	BRL	BRL
1,3,5-Trimethylbenzene	BRL	BRL	NA	NA	BRL	BRL	BRL	BRL	BRL	BRL
o-Chlorotoluene	BRL	BRL	NA	NA	BRL	BRL	BRL	BRL	BRL	BRL
p-Chlorotoluene	BRL	BRL	NA	NA	BRL	BRL	BRL	BRL	BRL	BRL
tert-Butylbenzene	BRL	BRL	NA	NA	BRL	BRL	BRL	BRL	BRL	BRL
1,2,4-Trimethylbenzene	BRL	BRL	NA	NA	BRL	BRL	BRL	BRL	BRL	BRL
sec-Butylbenzene	BRL	BRL	NA	NA	BRL	BRL	BRL	BRL	BRL	BRL
p-Isopropyltoluene	BRL	BRL	NA	NA	BRL	BRL	BRL	BRL	BRL	BRL
m-Dichlorobenzene	BRL	BRL	NA	NA	BRL	BRL	BRL	BRL	BRL	BRL
p-Dichlorobenzene	BRL	BRL	NA	NA	BRL	BRL	BRL	BRL	BRL	BRL
n-Butylbenzene	BRL	BRL	NA	NA	BRL	BRL	BRL	BRL	BRL	BRL
o-Dichlorobenzene	BRL	BRL	NA	NA	BRL	BRL	BRL	BRL	BRL	BRL
1,2,4-Trichlorobenzene	BRL	BRL	NA	NA	BRL	BRL	BRL	BRL	BRL	BRL
Hexachlorobutadiene	BRL	BRL	NA	NA	BRL	BRL	BRL	BRL	BRL	BRL
1,2,3-Trichlorobenzene	BRL	BRL	NA	NA	BRL	BRL	BRL	BRL	BRL	BRL

BRL = Below Reporting Limit

Table A-8. Groundwater Monitoring Data - Organics (ppb) - Blank Samples

Well ID	0830	FB1	FB2	FB3	FB4	TB2	FB	TB1	TB	FB
Date Sampled	9/5/91	4/22/92	4/28/92	4/30/92	5/1/92	10/21/92	10/21/92	10/21/92	10/27/92	10/29/92
Time Sampled	08:30	10:30	17:55	00:22	10:10		14:30			
Date Delivered	9/5/91	4/24/92	4/30/92	4/30/92	5/1/92	10/21/92	10/21/92	10/21/92	10/27/92	10/30/92
Date Analyzed	9/3/91	4/24/92	4/30/92	4/30/92	5/4/92	10/21/92	10/21/92	10/21/92	10/27/92	10/30/92
Reporting Limit	0.5	0.5	0.5	0.5	0.5	0.5	0.5	0.5	0.5	0.5
Trichloroethylene	BRL	BRL	BRL	BRL	BRL	BRL	BRL	BRL	BRL	BRL
cis-1,2-Dichloroethylene	BRL	BRL	BRL	BRL	BRL	BRL	BRL	BRL	BRL	BRL
trans-1,2-Dichloroethylene	BRL	BRL	BRL	BRL	BRL	BRL	BRL	BRL	BRL	BRL
1,1-Dichloroethylene	BRL	BRL	BRL	BRL	BRL	BRL	BRL	BRL	BRL	BRL
Vinyl Chloride	BRL	BRL	BRL	BRL	BRL	BRL	BRL	BRL	BRL	BRL
1,1-Dichloroethane	BRL	BRL	BRL	BRL	BRL	BRL	BRL	BRL	BRL	BRL
Tetrachloroethylene	BRL	BRL	BRL	BRL	BRL	BRL	BRL	BRL	BRL	BRL
Benzene	BRL	BRL	BRL	BRL	BRL	BRL	BRL	BRL	BRL	BRL
Toluene	BRL	BRL	BRL	BRL	0.62	BRL	BRL	BRL	BRL	BRL
Ethylbenzene	BRL	BRL	BRL	BRL	BRL	BRL	BRL	BRL	BRL	BRL
Total Xylenes	BRL	BRL	BRL	BRL	1.76	BRL	BRL	BRL	BRL	BRL
Naphthalene	BRL	BRL	BRL	BRL	15.90	BRL	BRL	BRL	BRL	BRL
Dichlorodifluoromethane	BRL	BRL	BRL	BRL	BRL	BRL	BRL	BRL	BRL	BRL
Chloromethane	BRL	BRL	BRL	BRL	BRL	BRL	BRL	BRL	BRL	BRL
Bromomethane	BRL	BRL	BRL	BRL	BRL	BRL	BRL	BRL	BRL	BRL
Chloroethane	BRL	BRL	BRL	BRL	BRL	BRL	BRL	BRL	BRL	BRL
Fluorotrichloromethane	BRL	BRL	BRL	BRL	BRL	BRL	BRL	BRL	BRL	BRL
Dichloromethane	BRL	BRL	BRL	BRL	BRL	BRL	BRL	BRL	BRL	BRL
2,2-Dichloropropane	BRL	BRL	BRL	BRL	BRL	BRL	BRL	BRL	BRL	BRL
Chloroform	82.30	BRL	BRL	BRL	BRL	BRL	BRL	BRL	BRL	BRL
Bromochloromethane	BRL	BRL	BRL	BRL	BRL	BRL	BRL	BRL	BRL	BRL
1,1,1-Trichloroethane	BRL	BRL	BRL	BRL	BRL	BRL	BRL	BRL	BRL	BRL
1,1-Dichloropropene	BRL	BRL	BRL	BRL	BRL	BRL	BRL	BRL	BRL	BRL
Carbon Tetrachloride	BRL	BRL	BRL	BRL	BRL	BRL	BRL	BRL	BRL	BRL
1,2-Dichloroethane	BRL	BRL	BRL	BRL	BRL	BRL	BRL	BRL	BRL	BRL
1,2-Dichloropropane	BRL	BRL	BRL	BRL	BRL	BRL	BRL	BRL	BRL	BRL
Bromodichloromethane	13.70	BRL	BRL	BRL	BRL	BRL	BRL	BRL	BRL	BRL
Dibromomethane	BRL	BRL	BRL	BRL	BRL	BRL	BRL	BRL	BRL	BRL
1,3-Dichloropropene	BRL	BRL	BRL	BRL	BRL	BRL	BRL	BRL	BRL	BRL
1,1,2-Trichloroethane	BRL	BRL	BRL	BRL	BRL	BRL	BRL	BRL	BRL	BRL
1,3-Dichloropropane	BRL	BRL	BRL	BRL	BRL	BRL	BRL	BRL	BRL	BRL
Dibromochloromethane	1.73	BRL	BRL	BRL	BRL	BRL	BRL	BRL	BRL	BRL
Chlorobenzene	BRL	BRL	BRL	BRL	BRL	BRL	BRL	BRL	BRL	BRL
1,1,1,2-Tetrachloroethane	BRL	BRL	BRL	BRL	BRL	BRL	BRL	BRL	BRL	BRL
Styrene	BRL	BRL	BRL	BRL	BRL	BRL	BRL	BRL	BRL	BRL
Isopropylbenzene	BRL	BRL	BRL	BRL	BRL	BRL	BRL	BRL	BRL	BRL
Bromoform	BRL	BRL	BRL	BRL	BRL	BRL	BRL	BRL	BRL	BRL
1,1,2,2-Tetrachloroethane	BRL	BRL	BRL	BRL	BRL	BRL	BRL	BRL	BRL	BRL
1,2,3-Trichloropropane	BRL	BRL	BRL	BRL	BRL	BRL	BRL	BRL	BRL	BRL
n-Propylbenzene	BRL	BRL	BRL	BRL	BRL	BRL	BRL	BRL	BRL	BRL
Bromobenzene	BRL	BRL	BRL	BRL	BRL	BRL	BRL	BRL	BRL	BRL
1,3,5-Trimethylbenzene	BRL	BRL	BRL	BRL	BRL	BRL	BRL	BRL	BRL	BRL
o-Chlorotoluene	BRL	BRL	BRL	BRL	BRL	BRL	BRL	BRL	BRL	BRL
p-Chlorotoluene	BRL	BRL	BRL	BRL	BRL	BRL	BRL	BRL	BRL	BRL
tert-Butylbenzene	BRL	BRL	BRL	BRL	BRL	BRL	BRL	BRL	BRL	BRL
1,2,4-Trimethylbenzene	BRL	BRL	BRL	BRL	BRL	BRL	BRL	BRL	BRL	BRL
sec-Butylbenzene	BRL	BRL	BRL	BRL	BRL	BRL	BRL	BRL	BRL	BRL
p-Isopropyltoluene	BRL	BRL	BRL	BRL	BRL	BRL	BRL	BRL	BRL	BRL
m-Dichlorobenzene	BRL	BRL	BRL	BRL	BRL	BRL	BRL	BRL	BRL	BRL
p-Dichlorobenzene	BRL	BRL	BRL	BRL	BRL	BRL	BRL	BRL	BRL	BRL
n-Butylbenzene	BRL	BRL	BRL	BRL	BRL	BRL	BRL	BRL	BRL	BRL
o-Dichlorobenzene	BRL	BRL	BRL	BRL	BRL	BRL	BRL	BRL	BRL	BRL
1,2,4-Trichlorobenzene	BRL	BRL	BRL	BRL	BRL	BRL	BRL	BRL	BRL	BRL
Hexachlorobutadiene	BRL	BRL	BRL	BRL	BRL	BRL	BRL	BRL	BRL	BRL
1,2,3-Trichlorobenzene	BRL	BRL	BRL	BRL	BRL	BRL	BRL	BRL	BRL	BRL

BRL = Below Reporting Limit

Table A-8. Groundwater Monitoring Data - Organics (ppb) - Blank Samples

Well ID	FB	TB	FB	TB	TB2	FB1	TB1	FB2	FB3	TB3
Date Sampled	12/10/92	12/10/92	12/11/92	12/11/92		1/12/93		1/13/93	1/15/93	
Time Sampled	14:18		15:25			13:13		08:20	10:55	
Date Delivered	12/10/92	12/10/92	12/11/92	12/11/92	1/13/93	1/12/93	1/12/93	1/13/93	1/15/93	1/15/93
Date Analyzed	12/11/92	12/11/92	12/14/92	12/14/92	1/13/93	1/13/93	1/13/93	1/13/93	1/15/93	1/15/93
Reporting Limit	0.5	0.5	0.5	0.5	0.5	0.5	0.5	0.5	0.5	0.5
Trichloroethylene	BRL	BRL	BRL	BRL	BRL	BRL	BRL	BRL	BRL	BRL
cis-1,2-Dichloroethylene	BRL	BRL	BRL	BRL	BRL	BRL	BRL	BRL	BRL	BRL
trans-1,2-Dichloroethylene	BRL	BRL	BRL	BRL	BRL	BRL	BRL	BRL	BRL	BRL
1,1-Dichloroethylene	BRL	BRL	BRL	BRL	BRL	BRL	BRL	BRL	BRL	BRL
Vinyl Chloride	BRL	BRL	BRL	BRL	BRL	BRL	BRL	BRL	BRL	BRL
1,1-Dichloroethane	BRL	BRL	BRL	BRL	BRL	BRL	BRL	BRL	BRL	BRL
Tetrachloroethylene	BRL	BRL	BRL	BRL	BRL	BRL	BRL	BRL	BRL	BRL
Benzene	BRL	BRL	BRL	BRL	BRL	BRL	BRL	BRL	BRL	BRL
Toluene	BRL	BRL	BRL	BRL	BRL	BRL	BRL	3.82	BRL	BRL
Ethylbenzene	BRL	BRL	BRL	BRL	BRL	BRL	BRL	BRL	BRL	BRL
Total Xylenes	BRL	BRL	BRL	BRL	BRL	BRL	BRL	BRL	BRL	BRL
Naphthalene	0.53	BRL	BRL	BRL	BRL	BRL	BRL	BRL	BRL	BRL
Dichlorodifluoromethane	BRL	BRL	BRL	BRL	BRL	BRL	BRL	BRL	BRL	BRL
Chloromethane	BRL	BRL	BRL	BRL	BRL	BRL	BRL	BRL	BRL	BRL
Bromomethane	BRL	BRL	BRL	BRL	BRL	BRL	BRL	BRL	BRL	BRL
Chloroethane	BRL	BRL	BRL	BRL	BRL	BRL	BRL	BRL	BRL	BRL
Fluorotrichloromethane	BRL	BRL	BRL	BRL	BRL	BRL	BRL	BRL	BRL	BRL
Dichloromethane	BRL	BRL	BRL	BRL	BRL	BRL	BRL	BRL	BRL	BRL
2,2-Dichloropropane	BRL	BRL	BRL	BRL	BRL	BRL	BRL	BRL	BRL	BRL
Chloroform	BRL	BRL	BRL	BRL	BRL	BRL	BRL	BRL	BRL	BRL
Bromochloromethane	BRL	BRL	BRL	BRL	BRL	BRL	BRL	BRL	BRL	BRL
1,1,1-Trichloroethane	BRL	BRL	BRL	BRL	BRL	BRL	BRL	BRL	BRL	BRL
1,1-Dichloropropene	BRL	BRL	BRL	BRL	BRL	BRL	BRL	BRL	BRL	BRL
Carbon Tetrachloride	BRL	BRL	BRL	BRL	BRL	BRL	BRL	BRL	BRL	BRL
1,2-Dichloroethane	BRL	BRL	BRL	BRL	BRL	BRL	BRL	BRL	BRL	BRL
1,2-Dichloropropane	BRL	BRL	BRL	BRL	BRL	BRL	BRL	BRL	BRL	BRL
Bromodichloromethane	BRL	BRL	BRL	BRL	BRL	BRL	BRL	BRL	BRL	BRL
Dibromomethane	BRL	BRL	BRL	BRL	BRL	BRL	BRL	BRL	BRL	BRL
1,3-Dichloropropene	BRL	BRL	BRL	BRL	BRL	BRL	BRL	BRL	BRL	BRL
1,1,2-Trichloroethane	BRL	BRL	BRL	BRL	BRL	BRL	BRL	BRL	BRL	BRL
1,3-Dichloropropane	BRL	BRL	BRL	BRL	BRL	BRL	BRL	BRL	BRL	BRL
Dibromochloromethane	BRL	BRL	BRL	BRL	BRL	BRL	BRL	BRL	BRL	BRL
Chlorobenzene	BRL	BRL	BRL	BRL	BRL	BRL	BRL	BRL	BRL	BRL
1,1,1,2-Tetrachloroethane	BRL	BRL	BRL	BRL	BRL	BRL	BRL	BRL	BRL	BRL
Styrene	BRL	BRL	BRL	BRL	BRL	BRL	BRL	BRL	BRL	BRL
Isopropylbenzene	BRL	BRL	BRL	BRL	BRL	BRL	BRL	BRL	BRL	BRL
Bromoform	BRL	BRL	BRL	BRL	BRL	BRL	BRL	BRL	BRL	BRL
1,1,2,2-Tetrachloroethane	BRL	BRL	BRL	BRL	BRL	BRL	BRL	BRL	BRL	BRL
1,2,3-Trichloropropane	BRL	BRL	BRL	BRL	BRL	BRL	BRL	BRL	BRL	BRL
n-Propylbenzene	BRL	BRL	BRL	BRL	BRL	BRL	BRL	BRL	BRL	BRL
Bromobenzene	BRL	BRL	BRL	BRL	BRL	BRL	BRL	BRL	BRL	BRL
1,3,5-Trimethylbenzene	BRL	BRL	BRL	BRL	BRL	BRL	BRL	BRL	BRL	BRL
o-Chlorotoluene	BRL	BRL	BRL	BRL	BRL	BRL	BRL	BRL	BRL	BRL
p-Chlorotoluene	BRL	BRL	BRL	BRL	BRL	BRL	BRL	BRL	BRL	BRL
tert-Butylbenzene	BRL	BRL	BRL	BRL	BRL	BRL	BRL	BRL	BRL	BRL
1,2,4-Trimethylbenzene	BRL	BRL	BRL	BRL	BRL	BRL	BRL	BRL	BRL	BRL
sec-Butylbenzene	BRL	BRL	BRL	BRL	BRL	BRL	BRL	BRL	BRL	BRL
p-Isopropyltoluene	BRL	BRL	BRL	BRL	BRL	BRL	BRL	BRL	BRL	BRL
m-Dichlorobenzene	BRL	BRL	BRL	BRL	BRL	BRL	BRL	BRL	BRL	BRL
p-Dichlorobenzene	BRL	BRL	BRL	BRL	BRL	BRL	BRL	BRL	BRL	BRL
n-Butylbenzene	BRL	BRL	BRL	BRL	BRL	BRL	BRL	BRL	BRL	BRL
o-Dichlorobenzene	BRL	BRL	BRL	BRL	BRL	BRL	BRL	BRL	BRL	BRL
1,2,4-Trichlorobenzene	BRL	BRL	BRL	BRL	BRL	BRL	BRL	BRL	BRL	BRL
Hexachlorobutadiene	BRL	BRL	BRL	BRL	BRL	BRL	BRL	BRL	BRL	BRL
1,2,3-Trichlorobenzene	BRL	BRL	BRL	BRL	BRL	BRL	BRL	BRL	BRL	BRL

BRL = Below Reporting Limit

Table A-8. Groundwater Monitoring Data - Organics (ppb) - Blank Samples

Well ID	FB4	TB4	TB5	TB1	FB1	FB2	FB1	FB2	TB1	FB1
Date Sampled	1/20/93				2/9/93	2/11/93	3/8/93	3/9/93		3/11/93
Time Sampled	12:00				14:00	10:10	13:31	16:10		16:48
Date Delivered	1/20/93	1/20/93	1/21/93	2/12/93	2/11/93	2/11/93	3/8/93	3/9/93	3/9/93	3/12/93
Date Analyzed	1/20/93	1/20/93	1/25/93	2/13/93	2/15/93	2/15/93	3/10/93	3/11/93	3/11/93	3/17/93
Reporting Limit	0.5	0.5	0.5	0.5	0.5	0.5	0.5	0.5	0.5	0.5
Trichloroethylene	BRL	BRL	BRL	BRL	BRL	BRL	BRL	BRL	BRL	BRL
cis-1,2-Dichloroethylene	BRL	BRL	BRL	BRL	BRL	BRL	BRL	BRL	BRL	BRL
trans-1,2-Dichloroethylene	BRL	BRL	BRL	BRL	BRL	BRL	BRL	BRL	BRL	BRL
1,1-Dichloroethylene	BRL	BRL	BRL	BRL	BRL	BRL	BRL	BRL	BRL	BRL
Vinyl Chloride	BRL	BRL	BRL	BRL	BRL	BRL	BRL	BRL	BRL	BRL
1,1-Dichloroethane	BRL	BRL	BRL	BRL	BRL	BRL	BRL	BRL	BRL	BRL
Tetrachloroethylene	BRL	BRL	BRL	BRL	BRL	BRL	BRL	BRL	BRL	BRL
Benzene	BRL	BRL	BRL	BRL	BRL	BRL	BRL	BRL	BRL	BRL
Toluene	BRL	BRL	BRL	BRL	BRL	BRL	BRL	BRL	BRL	BRL
Ethylbenzene	BRL	BRL	BRL	BRL	BRL	BRL	BRL	BRL	BRL	BRL
Total Xylenes	BRL	BRL	BRL	BRL	BRL	BRL	BRL	BRL	BRL	BRL
Naphthalene	BRL	BRL	BRL	BRL	BRL	BRL	BRL	BRL	BRL	BRL
Dichlorodifluoromethane	BRL	BRL	BRL	BRL	BRL	BRL	BRL	BRL	BRL	BRL
Chloromethane	BRL	BRL	BRL	BRL	BRL	BRL	BRL	BRL	BRL	BRL
Bromomethane	BRL	BRL	BRL	BRL	BRL	BRL	BRL	BRL	BRL	BRL
Chloroethane	BRL	BRL	BRL	BRL	BRL	BRL	BRL	BRL	BRL	BRL
Fluorotrichloromethane	BRL	BRL	BRL	BRL	BRL	BRL	BRL	BRL	BRL	BRL
Dichloromethane	BRL	BRL	BRL	BRL	BRL	BRL	BRL	BRL	BRL	BRL
2,2-Dichloropropane	BRL	BRL	BRL	BRL	BRL	BRL	BRL	BRL	BRL	BRL
Chloroform	BRL	BRL	BRL	BRL	BRL	BRL	BRL	BRL	BRL	BRL
Bromochloromethane	BRL	BRL	BRL	BRL	BRL	BRL	BRL	BRL	BRL	BRL
1,1,1-Trichloroethane	BRL	BRL	BRL	BRL	BRL	BRL	BRL	BRL	BRL	BRL
1,1-Dichloropropene	BRL	BRL	BRL	BRL	BRL	BRL	BRL	BRL	BRL	BRL
Carbon Tetrachloride	BRL	BRL	BRL	BRL	BRL	BRL	BRL	BRL	BRL	BRL
1,2-Dichloroethane	BRL	BRL	BRL	BRL	BRL	BRL	BRL	BRL	BRL	BRL
1,2-Dichloropropane	BRL	BRL	BRL	BRL	BRL	BRL	BRL	BRL	BRL	BRL
Bromodichloromethane	BRL	BRL	BRL	BRL	BRL	BRL	BRL	BRL	BRL	BRL
Dibromomethane	BRL	BRL	BRL	BRL	BRL	BRL	BRL	BRL	BRL	BRL
1,3-Dichloropropene	BRL	BRL	BRL	BRL	BRL	BRL	BRL	BRL	BRL	BRL
1,1,2-Trichloroethane	BRL	BRL	BRL	BRL	BRL	BRL	BRL	BRL	BRL	BRL
1,3-Dichloropropane	BRL	BRL	BRL	BRL	BRL	BRL	BRL	BRL	BRL	BRL
Dibromochloromethane	BRL	BRL	BRL	BRL	BRL	BRL	BRL	BRL	BRL	BRL
Chlorobenzene	BRL	BRL	BRL	BRL	BRL	BRL	BRL	BRL	BRL	BRL
1,1,1,2-Tetrachloroethane	BRL	BRL	BRL	BRL	BRL	BRL	BRL	BRL	BRL	BRL
Styrene	BRL	BRL	BRL	BRL	BRL	BRL	BRL	BRL	BRL	BRL
Isopropylbenzene	BRL	BRL	BRL	BRL	BRL	BRL	BRL	BRL	BRL	BRL
Bromoform	BRL	BRL	BRL	BRL	BRL	BRL	BRL	BRL	BRL	BRL
1,1,2,2-Tetrachloroethane	BRL	BRL	BRL	BRL	BRL	BRL	BRL	BRL	BRL	BRL
1,2,3-Trichloropropane	BRL	BRL	BRL	BRL	BRL	BRL	BRL	BRL	BRL	BRL
n-Propylbenzene	BRL	BRL	BRL	BRL	BRL	BRL	BRL	BRL	BRL	BRL
Bromobenzene	BRL	BRL	BRL	BRL	BRL	BRL	BRL	BRL	BRL	BRL
1,3,5-Trimethylbenzene	BRL	BRL	BRL	BRL	BRL	BRL	BRL	BRL	BRL	BRL
o-Chlorotoluene	BRL	BRL	BRL	BRL	BRL	BRL	BRL	BRL	BRL	BRL
p-Chlorotoluene	BRL	BRL	BRL	BRL	BRL	BRL	BRL	BRL	BRL	BRL
tert-Butylbenzene	BRL	BRL	BRL	BRL	BRL	BRL	BRL	BRL	BRL	BRL
1,2,4-Trimethylbenzene	BRL	BRL	BRL	BRL	BRL	BRL	BRL	BRL	BRL	BRL
sec-Butylbenzene	BRL	BRL	BRL	BRL	BRL	BRL	BRL	BRL	BRL	BRL
p-Isopropyltoluene	BRL	BRL	BRL	BRL	BRL	BRL	BRL	BRL	BRL	BRL
m-Dichlorobenzene	BRL	BRL	BRL	BRL	BRL	BRL	BRL	BRL	BRL	BRL
p-Dichlorobenzene	BRL	BRL	BRL	BRL	BRL	BRL	BRL	BRL	BRL	BRL
n-Butylbenzene	BRL	BRL	BRL	BRL	BRL	BRL	BRL	BRL	BRL	BRL
o-Dichlorobenzene	BRL	BRL	BRL	BRL	BRL	BRL	BRL	BRL	BRL	BRL
1,2,4-Trichlorobenzene	BRL	BRL	BRL	BRL	BRL	BRL	BRL	BRL	BRL	BRL
Hexachlorobutadiene	BRL	BRL	BRL	BRL	BRL	BRL	BRL	BRL	BRL	BRL
1,2,3-Trichlorobenzene	BRL	BRL	BRL	BRL	BRL	BRL	BRL	BRL	BRL	BRL

BRL = Below Reporting Limit

Table A-8. Groundwater Monitoring Data - Organics (ppb) - Blank Samples

Well ID	FB1	FB2	TB1	TB1	FB2	FB1	FB1	FB2	FB1	TB1
Date Sampled	4/20/93	4/21/93			5/20/93	5/20/93	6/14/93	6/17/93	7/19/93	
Time Sampled	13:35	12:00			19:25	14:00	17:20	23:40	14:10	
Date Delivered	4/21/93	4/21/93			5/21/93	5/21/93	6/15/93	6/18/93	7/21/93	
Date Analyzed	4/22/93	4/22/93	4/23/93	5/24/93	5/24/93	5/24/93	6/15/93	6/21/93	7/22/93	7/22/93
Reporting Limit	0.5	0.5	0.5	0.5	0.5	0.5	0.5	0.5	0.5	0.5
Trichloroethylene	BRL	BRL	BRL	BRL	BRL	BRL	BRL	BRL	BRL	BRL
cis-1,2-Dichloroethylene	BRL	BRL	BRL	BRL	BRL	BRL	BRL	BRL	BRL	BRL
trans-1,2-Dichloroethylene	BRL	BRL	BRL	BRL	BRL	BRL	BRL	BRL	BRL	BRL
1,1-Dichloroethylene	BRL	BRL	BRL	BRL	BRL	BRL	BRL	BRL	BRL	BRL
Vinyl Chloride	BRL	BRL	BRL	BRL	BRL	BRL	BRL	BRL	BRL	BRL
1,1-Dichloroethane	BRL	BRL	BRL	BRL	BRL	BRL	BRL	BRL	BRL	BRL
Tetrachloroethylene	BRL	BRL	BRL	BRL	BRL	BRL	BRL	BRL	BRL	BRL
Benzene	BRL	BRL	BRL	BRL	BRL	BRL	BRL	1.71	BRL	BRL
Toluene	BRL	BRL	BRL	BRL	BRL	0.61	BRL	5.50	BRL	BRL
Ethylbenzene	BRL	BRL	BRL	BRL	BRL	BRL	BRL	BRL	BRL	BRL
Total Xylenes	BRL	BRL	BRL	BRL	BRL	BRL	BRL	3.03	BRL	BRL
Naphthalene	BRL	BRL	BRL	BRL	BRL	BRL	BRL	BRL	BRL	BRL
Dichlorodifluoromethane	BRL	BRL	BRL	BRL	BRL	BRL	BRL	BRL	BRL	BRL
Chloromethane	BRL	BRL	BRL	BRL	BRL	BRL	BRL	BRL	BRL	BRL
Bromomethane	BRL	BRL	BRL	BRL	BRL	BRL	BRL	BRL	BRL	BRL
Chloroethane	BRL	BRL	BRL	BRL	BRL	BRL	BRL	BRL	BRL	BRL
Fluorotrichloromethane	BRL	BRL	BRL	BRL	BRL	BRL	BRL	BRL	BRL	BRL
Dichloromethane	BRL	BRL	BRL	BRL	BRL	BRL	BRL	BRL	BRL	BRL
2,2-Dichloropropane	BRL	BRL	BRL	BRL	BRL	BRL	BRL	BRL	BRL	BRL
Chloroform	BRL	BRL	BRL	BRL	BRL	BRL	BRL	BRL	BRL	BRL
Bromochloromethane	BRL	BRL	BRL	BRL	BRL	BRL	BRL	BRL	BRL	BRL
1,1,1-Trichloroethane	BRL	BRL	BRL	BRL	BRL	BRL	BRL	BRL	BRL	BRL
1,1-Dichloropropene	BRL	BRL	BRL	BRL	BRL	BRL	BRL	BRL	BRL	BRL
Carbon Tetrachloride	BRL	BRL	BRL	BRL	BRL	BRL	BRL	BRL	BRL	BRL
1,2-Dichloroethane	BRL	BRL	BRL	BRL	BRL	BRL	BRL	BRL	BRL	BRL
1,2-Dichloropropane	BRL	BRL	BRL	BRL	BRL	BRL	BRL	BRL	BRL	BRL
Bromodichloromethane	BRL	BRL	BRL	BRL	BRL	BRL	BRL	BRL	BRL	BRL
Dibromomethane	BRL	BRL	BRL	BRL	BRL	BRL	BRL	BRL	BRL	BRL
1,3-Dichloropropene	BRL	BRL	BRL	BRL	BRL	BRL	BRL	BRL	BRL	BRL
1,1,2-Trichloroethane	BRL	BRL	BRL	BRL	BRL	BRL	BRL	BRL	BRL	BRL
1,3-Dichloropropane	BRL	BRL	BRL	BRL	BRL	BRL	BRL	BRL	BRL	BRL
Dibromochloromethane	BRL	BRL	BRL	BRL	BRL	BRL	BRL	BRL	BRL	BRL
Chlorobenzene	BRL	BRL	BRL	BRL	BRL	BRL	BRL	BRL	BRL	BRL
1,1,1,2-Tetrachloroethane	BRL	BRL	BRL	BRL	BRL	BRL	BRL	BRL	BRL	BRL
Styrene	BRL	BRL	BRL	BRL	BRL	BRL	BRL	BRL	BRL	BRL
Isopropylbenzene	BRL	BRL	BRL	BRL	BRL	BRL	BRL	BRL	BRL	BRL
Bromoform	BRL	BRL	BRL	BRL	BRL	BRL	BRL	BRL	BRL	BRL
1,1,2,2-Tetrachloroethane	BRL	BRL	BRL	BRL	BRL	BRL	BRL	BRL	BRL	BRL
1,2,3-Trichloropropane	BRL	BRL	BRL	BRL	BRL	BRL	BRL	BRL	BRL	BRL
n-Propylbenzene	BRL	BRL	BRL	BRL	BRL	BRL	BRL	BRL	BRL	BRL
Bromobenzene	BRL	BRL	BRL	BRL	BRL	BRL	BRL	BRL	BRL	BRL
1,3,5-Trimethylbenzene	BRL	BRL	BRL	BRL	BRL	BRL	BRL	BRL	BRL	BRL
o-Chlorotoluene	BRL	BRL	BRL	BRL	BRL	BRL	BRL	BRL	BRL	BRL
p-Chlorotoluene	BRL	BRL	BRL	BRL	BRL	BRL	BRL	BRL	BRL	BRL
tert-Butylbenzene	BRL	BRL	BRL	BRL	BRL	BRL	BRL	BRL	BRL	BRL
1,2,4-Trimethylbenzene	BRL	BRL	BRL	BRL	BRL	BRL	BRL	BRL	BRL	BRL
sec-Butylbenzene	BRL	BRL	BRL	BRL	BRL	BRL	BRL	BRL	BRL	BRL
p-Isopropyltoluene	BRL	BRL	BRL	BRL	BRL	BRL	BRL	BRL	BRL	BRL
m-Dichlorobenzene	BRL	BRL	BRL	BRL	BRL	BRL	BRL	BRL	BRL	BRL
p-Dichlorobenzene	BRL	BRL	BRL	BRL	BRL	BRL	BRL	BRL	BRL	BRL
n-Butylbenzene	BRL	BRL	BRL	BRL	BRL	BRL	BRL	BRL	BRL	BRL
o-Dichlorobenzene	BRL	BRL	BRL	BRL	BRL	BRL	BRL	BRL	BRL	BRL
1,2,4-Trichlorobenzene	BRL	BRL	BRL	BRL	BRL	BRL	BRL	BRL	BRL	BRL
Hexachlorobutadiene	BRL	BRL	BRL	BRL	BRL	BRL	BRL	BRL	BRL	BRL
1,2,3-Trichlorobenzene	BRL	BRL	BRL	BRL	BRL	BRL	BRL	BRL	BRL	BRL

BRL = Below Reporting Limit

Table A-8. Groundwater Monitoring Data - Organics (ppb) - Blank Samples

Well ID	FB2	TB1	FB2	FB1	TB2	TB1	FB2	FB1	TB2	TB1
Date Sampled	7/20/93		9/8/93	9/7/93			10/21/93	10/20/93		
Time Sampled	15:00		14:40	13:47			15:25	12:20		
Date Delivered	7/21/93		9/8/93	9/8/93		10/21/93	10/21/93	10/21/93	10/21/93	12/16/93
Date Analyzed	7/22/93	9/9/93	9/9/93	9/9/93	9/13/93	10/25/93	10/25/93	10/25/93	10/25/93	12/20/93
Reporting Limit	0.5	0.5	0.5	0.5	0.5	0.5	0.5	0.5	0.5	0.5
Trichloroethylene	BRL	BRL	BRL	BRL	BRL	BRL	BRL	BRL	BRL	BRL
cis-1,2-Dichloroethylene	BRL	BRL	BRL	BRL	BRL	BRL	BRL	BRL	BRL	BRL
trans-1,2-Dichloroethylene	BRL	BRL	BRL	BRL	BRL	BRL	BRL	BRL	BRL	BRL
1,1-Dichloroethylene	BRL	BRL	BRL	BRL	BRL	BRL	BRL	BRL	BRL	BRL
Vinyl Chloride	BRL	BRL	BRL	BRL	BRL	BRL	BRL	BRL	BRL	BRL
1,1-Dichloroethane	BRL	BRL	BRL	BRL	BRL	BRL	BRL	BRL	BRL	BRL
Tetrachloroethylene	BRL	BRL	BRL	BRL	BRL	BRL	BRL	BRL	BRL	BRL
Benzene	BRL	BRL	0.76	0.84	BRL	BRL	BRL	BRL	BRL	BRL
Toluene	BRL	BRL	2.80	2.57	BRL	BRL	BRL	BRL	BRL	BRL
Ethylbenzene	BRL	BRL	BRL	BRL	BRL	BRL	BRL	BRL	BRL	BRL
Total Xylenes	BRL	BRL	0.70	0.66	BRL	BRL	BRL	BRL	BRL	BRL
Naphthalene	BRL	BRL	BRL	BRL	BRL	BRL	BRL	BRL	BRL	BRL
Dichlorodifluoromethane	BRL	BRL	BRL	BRL	BRL	BRL	BRL	BRL	BRL	BRL
Chloromethane	BRL	BRL	BRL	BRL	BRL	BRL	BRL	BRL	BRL	BRL
Bromomethane	BRL	BRL	BRL	BRL	BRL	BRL	BRL	BRL	BRL	BRL
Chloroethane	BRL	BRL	BRL	BRL	BRL	BRL	BRL	BRL	BRL	BRL
Fluorotrichloromethane	BRL	BRL	BRL	BRL	BRL	BRL	BRL	BRL	BRL	BRL
Dichloromethane	BRL	BRL	BRL	BRL	BRL	BRL	BRL	BRL	BRL	BRL
2,2-Dichloropropane	BRL	BRL	BRL	BRL	BRL	BRL	BRL	BRL	BRL	BRL
Chloroform	BRL	BRL	BRL	BRL	BRL	BRL	0.55	0.61	BRL	BRL
Bromochloromethane	BRL	BRL	BRL	BRL	BRL	BRL	BRL	BRL	BRL	BRL
1,1,1-Trichloroethane	BRL	BRL	BRL	BRL	BRL	BRL	BRL	BRL	BRL	BRL
1,1-Dichloropropene	BRL	BRL	BRL	BRL	BRL	BRL	BRL	BRL	BRL	BRL
Carbon Tetrachloride	BRL	BRL	BRL	BRL	BRL	BRL	BRL	BRL	BRL	BRL
1,2-Dichloroethane	BRL	BRL	BRL	BRL	BRL	BRL	BRL	BRL	BRL	BRL
1,2-Dichloropropane	BRL	BRL	BRL	BRL	BRL	BRL	BRL	BRL	BRL	BRL
Bromodichloromethane	BRL	BRL	BRL	BRL	BRL	BRL	BRL	BRL	BRL	BRL
Dibromomethane	BRL	BRL	BRL	BRL	BRL	BRL	BRL	BRL	BRL	BRL
1,3-Dichloropropene	BRL	BRL	BRL	BRL	BRL	BRL	BRL	BRL	BRL	BRL
1,1,2-Trichloroethane	BRL	BRL	BRL	BRL	BRL	BRL	BRL	BRL	BRL	BRL
1,3-Dichloropropane	BRL	BRL	BRL	BRL	BRL	BRL	BRL	BRL	BRL	BRL
Dibromochloromethane	BRL	BRL	BRL	BRL	BRL	BRL	BRL	BRL	BRL	BRL
Chlorobenzene	BRL	BRL	BRL	BRL	BRL	BRL	BRL	BRL	BRL	BRL
1,1,1,2-Tetrachloroethane	BRL	BRL	BRL	BRL	BRL	BRL	BRL	BRL	BRL	BRL
Styrene	BRL	BRL	BRL	BRL	BRL	BRL	BRL	BRL	BRL	BRL
Isopropylbenzene	BRL	BRL	BRL	BRL	BRL	BRL	BRL	BRL	BRL	BRL
Bromoform	BRL	BRL	BRL	BRL	BRL	BRL	BRL	BRL	BRL	BRL
1,1,2,2-Tetrachloroethane	BRL	BRL	BRL	BRL	BRL	BRL	BRL	BRL	BRL	BRL
1,2,3-Trichloropropane	BRL	BRL	BRL	BRL	BRL	BRL	BRL	BRL	BRL	BRL
n-Propylbenzene	BRL	BRL	BRL	BRL	BRL	BRL	BRL	BRL	BRL	BRL
Bromobenzene	BRL	BRL	BRL	BRL	BRL	BRL	BRL	BRL	BRL	BRL
1,3,5-Trimethylbenzene	BRL	BRL	BRL	BRL	BRL	BRL	BRL	BRL	BRL	BRL
o-Chlorotoluene	BRL	BRL	BRL	BRL	BRL	BRL	BRL	BRL	BRL	BRL
p-Chlorotoluene	BRL	BRL	BRL	BRL	BRL	BRL	BRL	BRL	BRL	BRL
tert-Butylbenzene	BRL	BRL	BRL	BRL	BRL	BRL	BRL	BRL	BRL	BRL
1,2,4-Trimethylbenzene	BRL	BRL	BRL	BRL	BRL	BRL	BRL	BRL	BRL	BRL
sec-Butylbenzene	BRL	BRL	BRL	BRL	BRL	BRL	BRL	BRL	BRL	BRL
p-Isopropyltoluene	BRL	BRL	BRL	BRL	BRL	BRL	BRL	BRL	BRL	BRL
m-Dichlorobenzene	BRL	BRL	BRL	BRL	BRL	BRL	BRL	BRL	BRL	BRL
p-Dichlorobenzene	BRL	BRL	BRL	BRL	BRL	BRL	BRL	BRL	BRL	BRL
n-Butylbenzene	BRL	BRL	BRL	BRL	BRL	BRL	BRL	BRL	BRL	BRL
o-Dichlorobenzene	BRL	BRL	BRL	BRL	BRL	BRL	BRL	BRL	BRL	BRL
1,2,4-Trichlorobenzene	BRL	BRL	BRL	BRL	BRL	BRL	BRL	BRL	BRL	BRL
Hexachlorobutadiene	BRL	BRL	BRL	BRL	BRL	BRL	BRL	BRL	BRL	BRL
1,2,3-Trichlorobenzene	BRL	BRL	BRL	BRL	BRL	BRL	BRL	BRL	BRL	BRL

BRL = Below Reporting Limit

Table A-8. Groundwater Monitoring Data - Organics (ppb) - Blank Samples

Well ID	FB1	FB2	FB2	FB1	FB1	FB2	FB3
Date Sampled	12/14/93	12/15/93			1/26/94	1/27/94	1/27/94
Time Sampled	13:35	15:41			09:45	08:20	13:50
Date Delivered	12/16/93	12/16/93	1/28/94	1/28/94	1/28/94	1/28/94	1/28/94
Date Analyzed	12/20/93	12/21/93	2/1/94	2/1/94	2/2/94	2/3/94	2/16/94
Reporting Limit	0.5	0.5	0.5	0.5	0.5	0.5	0.5
Trichloroethylene	BRL	BRL	BRL	BRL	BRL	BRL	BRL
cis-1,2-Dichloroethylene	BRL	BRL	BRL	BRL	BRL	BRL	BRL
trans-1,2-Dichloroethylene	BRL	BRL	BRL	BRL	BRL	BRL	BRL
1,1-Dichloroethylene	BRL	BRL	BRL	BRL	BRL	BRL	BRL
Vinyl Chloride	BRL	BRL	BRL	BRL	BRL	BRL	BRL
1,1-Dichloroethane	BRL	BRL	BRL	BRL	BRL	BRL	BRL
Tetrachloroethylene	BRL	BRL	BRL	BRL	BRL	BRL	BRL
Benzene	BRL	BRL	BRL	BRL	BRL	BRL	BRL
Toluene	BRL	BRL	BRL	BRL	BRL	BRL	BRL
Ethylbenzene	BRL	BRL	BRL	BRL	BRL	BRL	BRL
Total Xylenes	BRL	BRL	BRL	BRL	BRL	BRL	BRL
Naphthalene	BRL	BRL	BRL	BRL	BRL	BRL	BRL
Dichlorodifluoromethane	BRL	BRL	BRL	BRL	BRL	BRL	BRL
Chloromethane	BRL	BRL	BRL	BRL	BRL	BRL	BRL
Bromomethane	BRL	BRL	BRL	BRL	BRL	BRL	BRL
Chloroethane	BRL	BRL	BRL	BRL	BRL	BRL	BRL
Fluorotrichloromethane	BRL	BRL	BRL	BRL	BRL	BRL	BRL
Dichloromethane	BRL	BRL	BRL	BRL	1.71	1.79	1.39
2,2-Dichloropropane	BRL	BRL	BRL	BRL	BRL	BRL	BRL
Chloroform	BRL	BRL	BRL	BRL	42.10	42.00	41.40
Bromochloromethane	BRL	BRL	BRL	BRL	BRL	BRL	BRL
1,1,1-Trichloroethane	BRL	BRL	BRL	BRL	BRL	BRL	BRL
1,1-Dichloropropene	BRL	BRL	BRL	BRL	BRL	BRL	BRL
Carbon Tetrachloride	BRL	BRL	BRL	BRL	BRL	BRL	BRL
1,2-Dichloroethane	BRL	BRL	BRL	BRL	BRL	BRL	BRL
1,2-Dichloropropane	BRL	BRL	BRL	BRL	BRL	BRL	BRL
Bromodichloromethane	BRL	BRL	BRL	BRL	3.72	3.59	3.07
Dibromomethane	BRL	BRL	BRL	BRL	BRL	BRL	BRL
1,3-Dichloropropene	BRL	BRL	BRL	BRL	BRL	BRL	BRL
1,1,2-Trichloroethane	BRL	BRL	BRL	BRL	BRL	BRL	BRL
1,3-Dichloropropane	BRL	BRL	BRL	BRL	BRL	BRL	BRL
Dibromochloromethane	BRL	BRL	BRL	BRL	BRL	BRL	BRL
Chlorobenzene	BRL	BRL	BRL	BRL	BRL	BRL	BRL
1,1,1,2-Tetrachloroethane	BRL	BRL	BRL	BRL	BRL	BRL	BRL
Styrene	BRL	BRL	BRL	BRL	BRL	BRL	BRL
Isopropylbenzene	BRL	BRL	BRL	BRL	BRL	BRL	BRL
Bromoform	BRL	BRL	BRL	BRL	BRL	BRL	BRL
1,1,2,2-Tetrachloroethane	BRL	BRL	BRL	BRL	BRL	BRL	BRL
1,2,3-Trichloropropane	BRL	BRL	BRL	BRL	BRL	BRL	BRL
n-Propylbenzene	BRL	BRL	BRL	BRL	BRL	BRL	BRL
Bromobenzene	BRL	BRL	BRL	BRL	BRL	BRL	BRL
1,3,5-Trimethylbenzene	BRL	BRL	BRL	BRL	BRL	BRL	BRL
o-Chlorotoluene	BRL	BRL	BRL	BRL	BRL	BRL	BRL
p-Chlorotoluene	BRL	BRL	BRL	BRL	BRL	BRL	BRL
tert-Butylbenzene	BRL	BRL	BRL	BRL	BRL	BRL	BRL
1,2,4-Trimethylbenzene	BRL	BRL	BRL	BRL	BRL	BRL	BRL
sec-Butylbenzene	BRL	BRL	BRL	BRL	BRL	BRL	BRL
p-Isopropyltoluene	BRL	BRL	BRL	BRL	BRL	BRL	BRL
m-Dichlorobenzene	BRL	BRL	BRL	BRL	BRL	BRL	BRL
p-Dichlorobenzene	BRL	BRL	BRL	BRL	BRL	BRL	BRL
n-Butylbenzene	BRL	BRL	BRL	BRL	BRL	BRL	BRL
o-Dichlorobenzene	BRL	BRL	BRL	BRL	BRL	BRL	BRL
1,2,4-Trichlorobenzene	BRL	BRL	BRL	BRL	BRL	BRL	BRL
Hexachlorobutadiene	BRL	BRL	BRL	BRL	BRL	BRL	BRL
1,2,3-Trichlorobenzene	BRL	BRL	BRL	BRL	BRL	BRL	BRL

BRL = Below Reporting Limit

Appendix B

Methodology and Results of RESSQC Sensitivity Analysis

RESSQC Sensitivity Analysis

Because of the assumptions and simplifications inherent in the RESSQC capture zone model, a sensitivity analysis was performed to determine if over or underestimations of the required parameters would result in erroneous conclusions regarding the effectiveness of the pumping scenarios.

Methodology

The sensitivity of the model to changes in the parameters entered was evaluated by independently modifying each of the parameters by plus 25, 50, and 100 percent and by minus 25, 50, and 75 percent. The parameters used in the modeling efforts described in Section 4 were based as much as possible on actual conditions, and are thought to be within the ranges of variation selected for the sensitivity analysis. All plant wells in the respective model areas were simulated at their typical pumping rates. The parameters modified include transmissivity, aquifer thickness, hydraulic gradient, and porosity. In addition, the angle of flow was modified by plus and minus 20 degrees from the direction specified for the model area. The eastern and western areas (previously outlined in Figure 4-4) were also modeled independent of each other (i.e., the combined drawdown influences of adjacent wellfields are not accounted for in the sensitivity analysis).

Results

The results of the plus and minus 25 and 50 percent adjustments of the parameters were evaluated on the screen. The results of the plus 100 percent and minus 75 percent adjustments are presented on Figures B-1 to B-10, all based on 10 year capture zones.

Figures B-1 and B-2 illustrate the effects of modifying the transmissivity of the western and eastern model areas, respectively. As expected, increasing the transmissivity lengthens and narrows the capture zone. A decreased transmissivity broadens and shortens the capture zone and increases the distance between the pumping well and the stagnation point. Figures B-1 and B-2 indicate that the capture zones appear to be sufficient for hydraulic containment of the western plume and the subplumes identified in the eastern model area.

Figures B-3 and B-4 illustrate the effect of varying the aquifer thickness by plus 100 percent and minus 75 percent in the western and eastern model areas, respectively. The figures illustrate that modifying the thickness only affects the length of the capture zone, but does not effect the width. Since the emphasis of the modeling was not on the time required for capture of the plume, but instead whether the plume(s) would be captured, the aquifer thickness selected is considered to be adequate for the purpose of the modeling.

Figures B-5 and B-6 illustrate the effect of modifying the porosity used in the simulations. Modifying the porosity results in the same effects described for modifying the aquifer thickness. The porosity value selected is therefore considered to be adequate for the purpose of the modeling.

Figures B-7 and B-8 illustrate the effects of adjusting the hydraulic gradient. As expected, a decrease in the hydraulic gradient affects both the width and length of the capture zone. A decrease in the hydraulic gradient results in a broader and shorter capture zone, whereas an increased gradient results in a narrower and longer capture zone. The capture zones therefore appear to be sufficient for hydraulic containment of the western plume and the subplumes identified in the eastern model area.

The capture zones resulting from the variation of the angle of flow are presented on Figures B-9 and B-10. The width and length of the capture zone are not affected by the variation of this parameter. However, as expected, the direction of the capture zone was shifted with the change in flow direction. The angle of groundwater flow on the site is well-documented. The capture zones appear to be adequate for capture of the plumes identified in the western and eastern model areas using the groundwater flow directions selected.

Conclusions

The parameters selected for use in the RESSQC modeling efforts (transmissivity, aquifer thickness, hydraulic gradient, porosity and angle of flow) were based on values thought to be representative of the actual subsurface conditions at the site. The sensitivity analysis supports the conclusions drawn in this Corrective Action Plan in that over or underestimations of the selected parameters will not significantly alter the simulated effectiveness (i.e., capture zone) of various pumping scenarios.

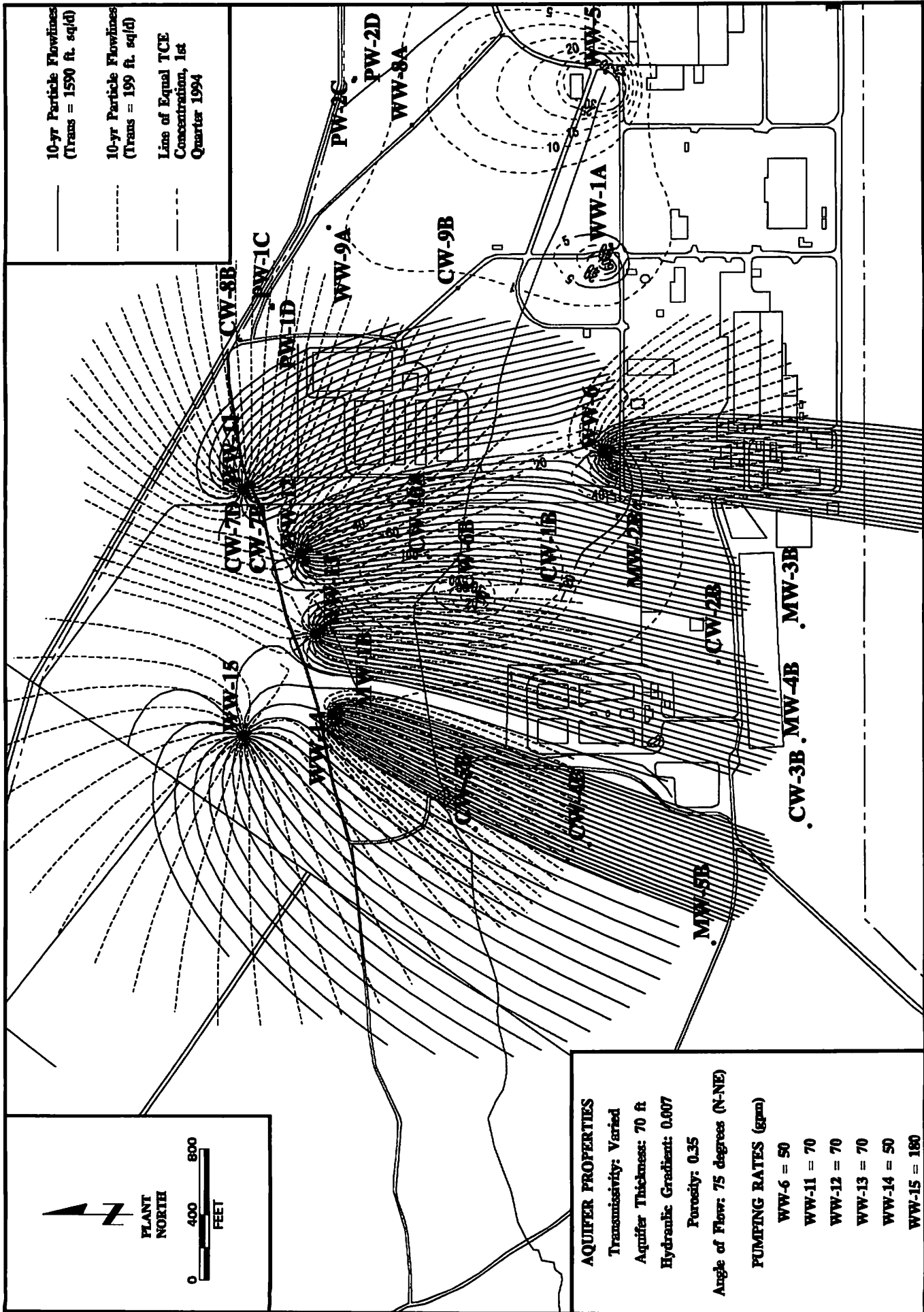


Figure B-1. 10 Year Capture Zone for Western Model Area. Transmissivity Varied by +100 and -75 Percent.

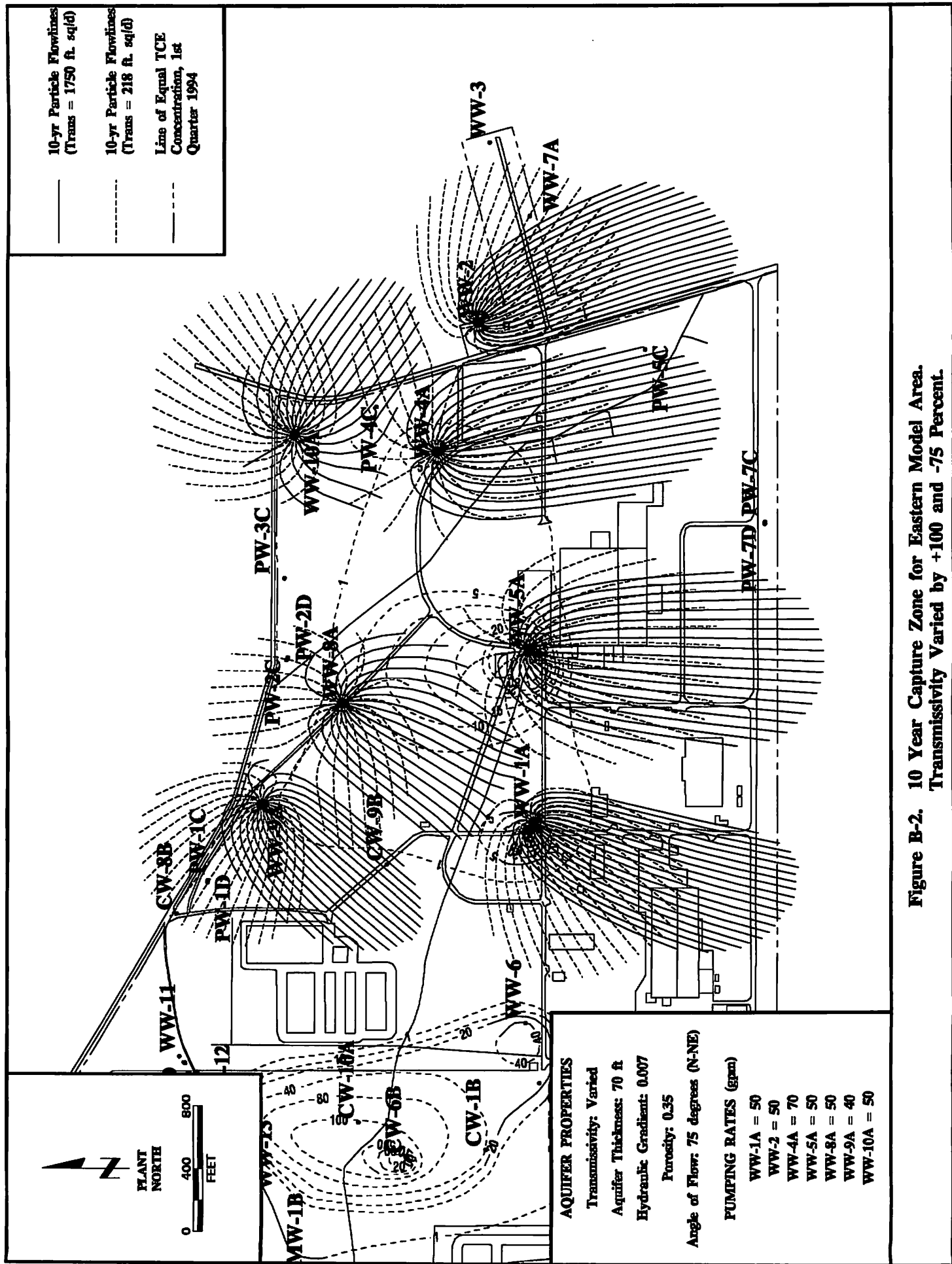


Figure B-2. 10 Year Capture Zone for Eastern Model Area. Transmissivity Varied by +100 and -75 Percent.

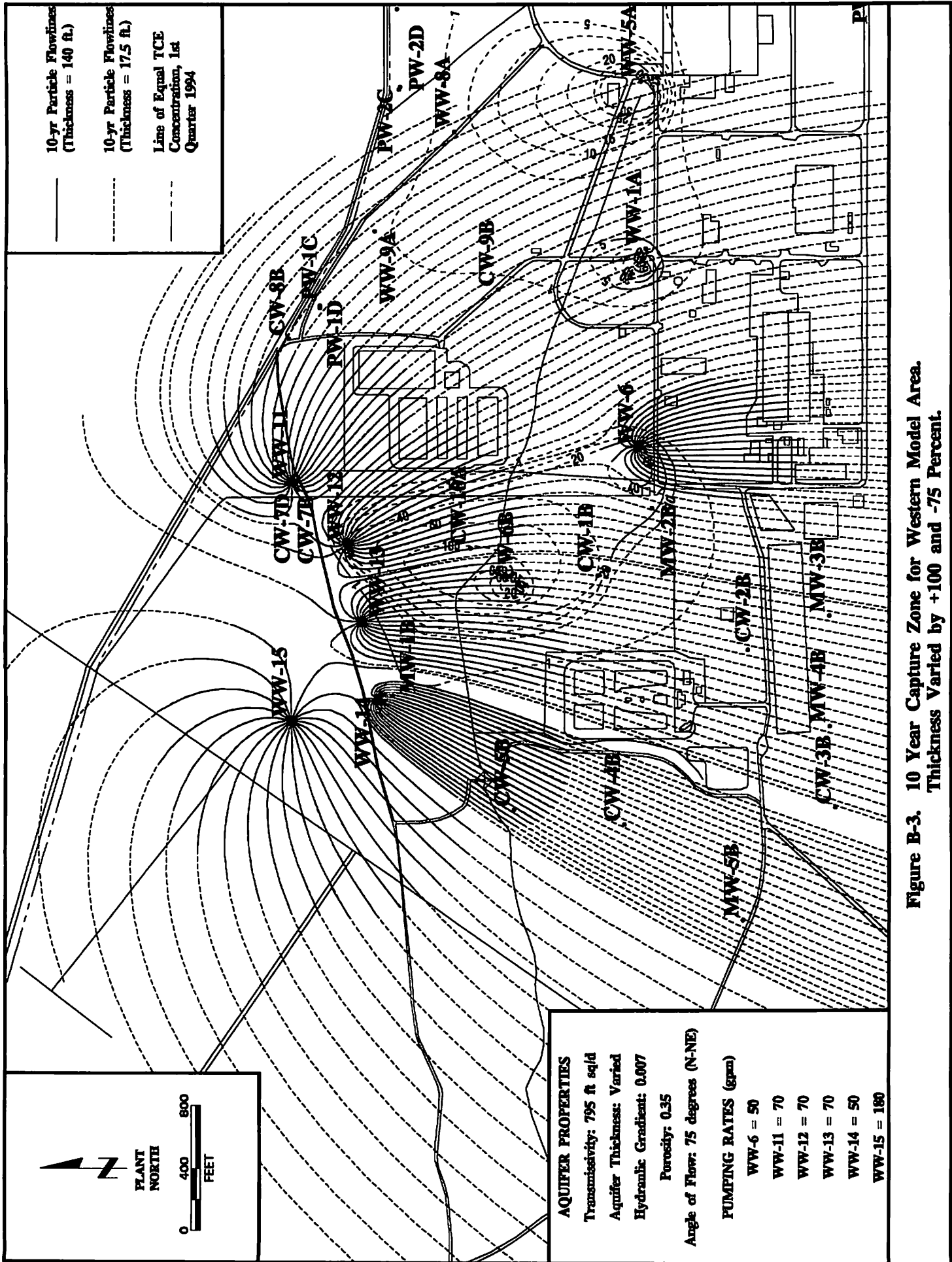
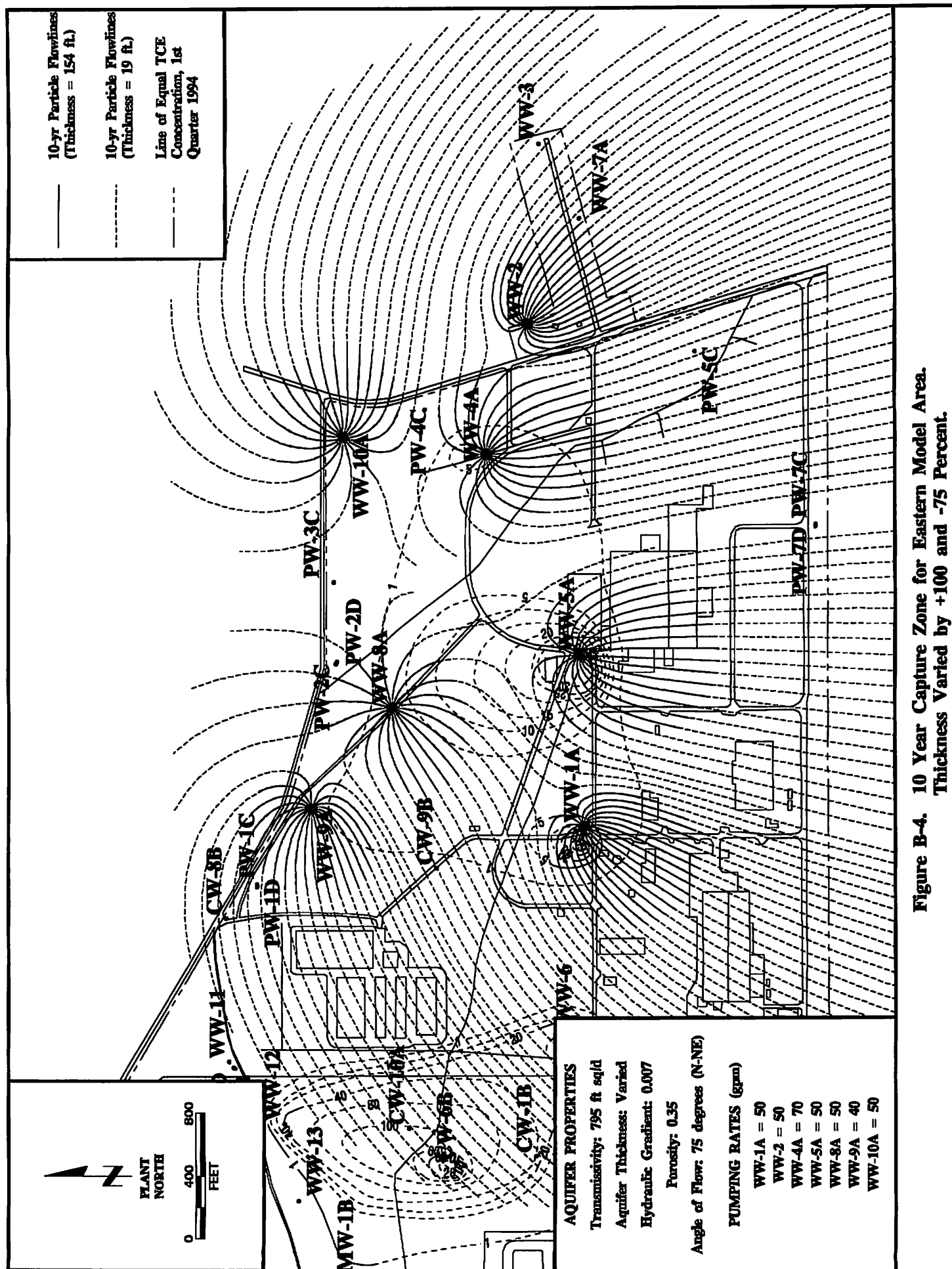
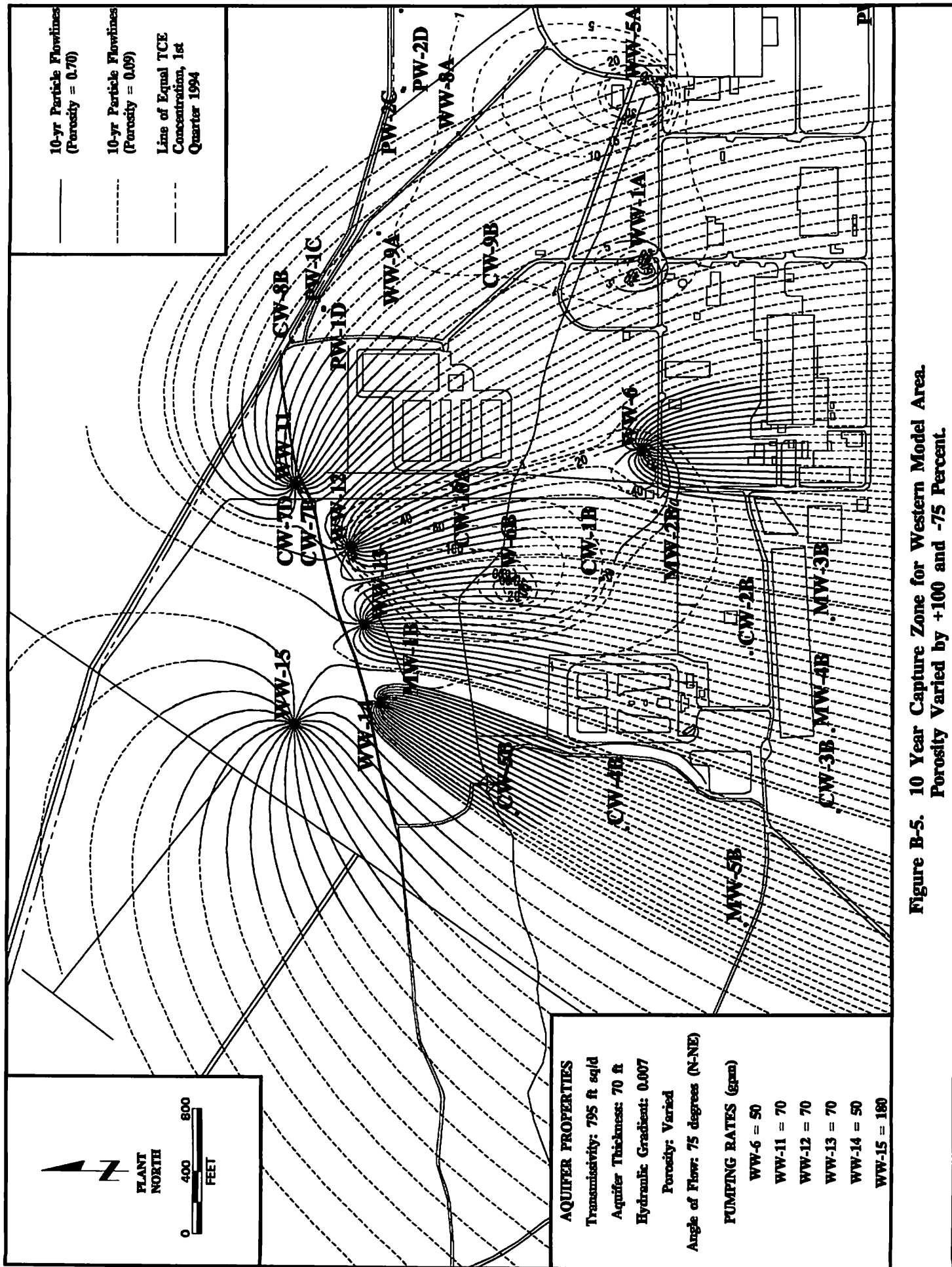
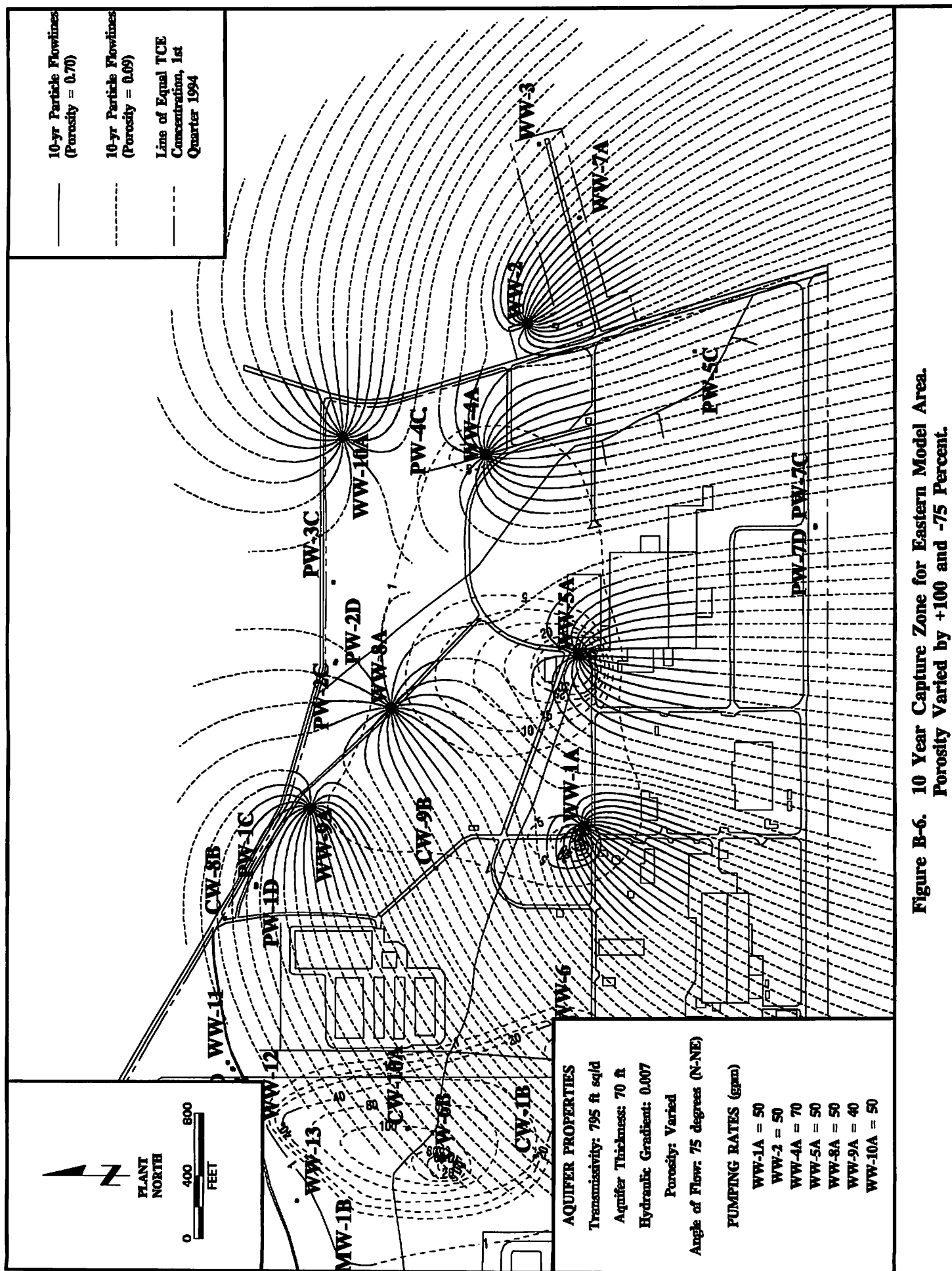


Figure B-3. 10 Year Capture Zone for Western Model Area. Thickness Varied by +100 and -75 Percent.







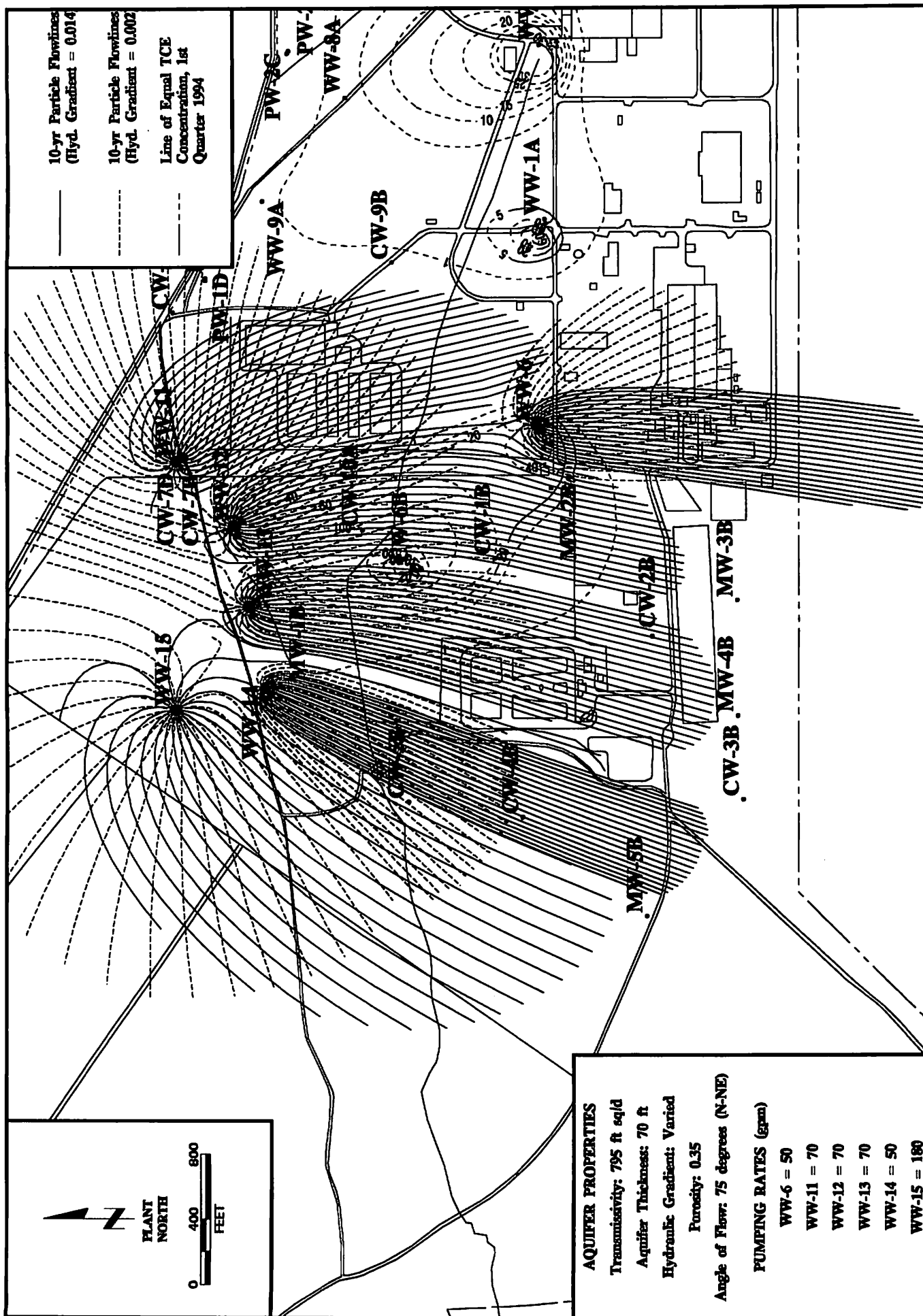


Figure B-7. 10 Year Capture Zone for Western Model Area. Hydraulic Gradient Varied by +100 and -75 Percent.

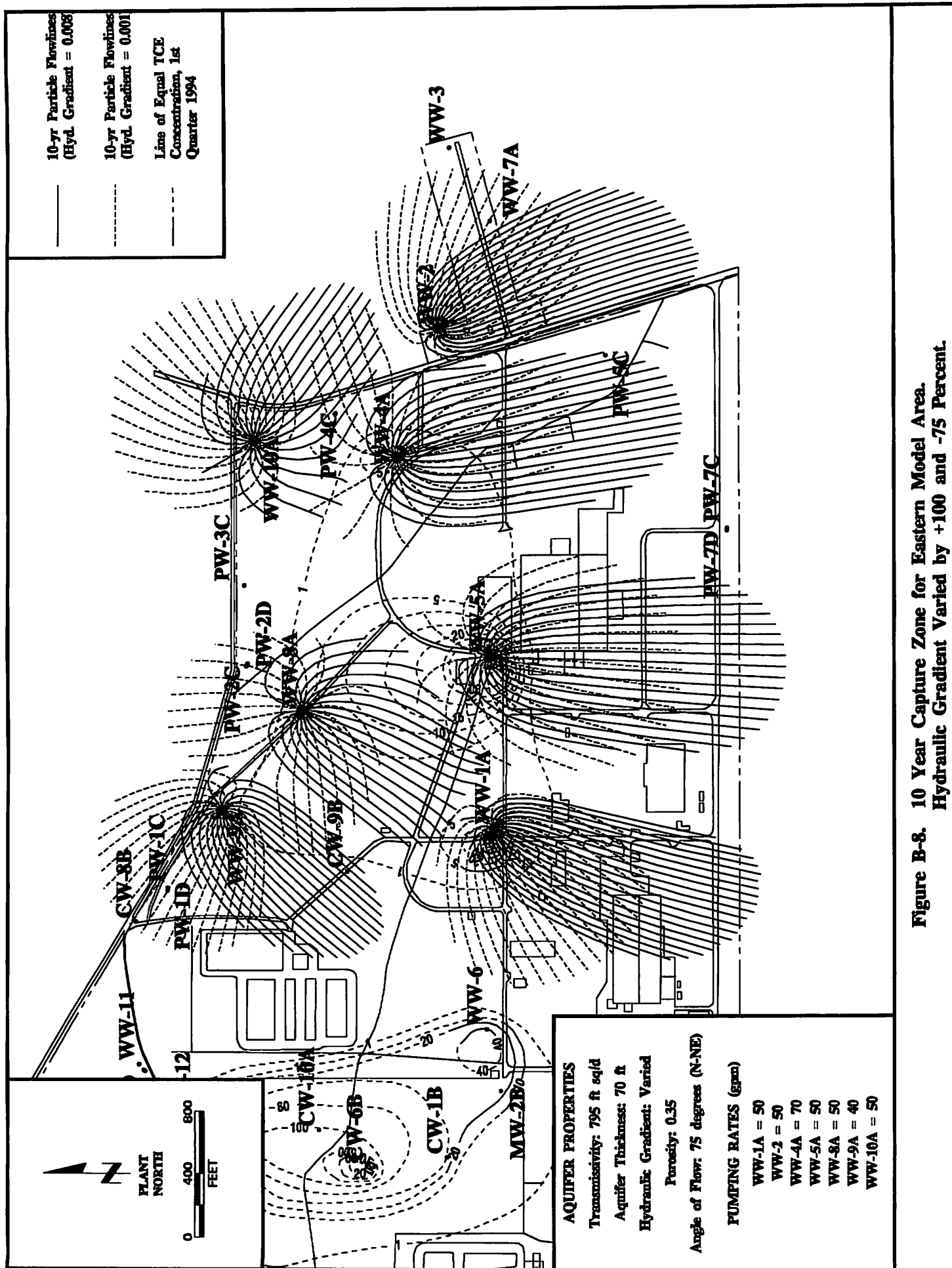


Figure B-8. 10 Year Capture Zone for Eastern Model Area.
Hydraulic Gradient Varied by +100 and -75 Percent.

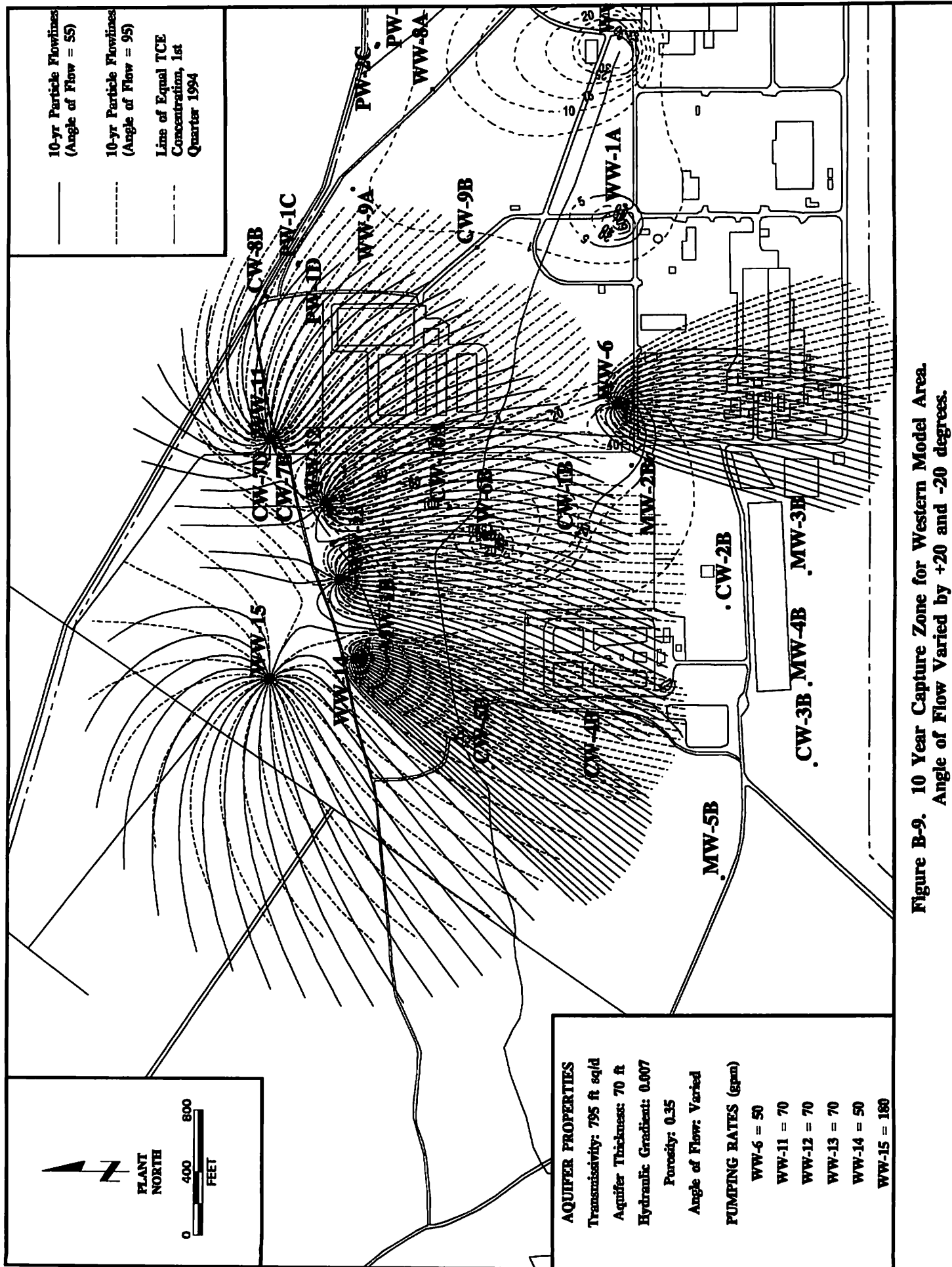
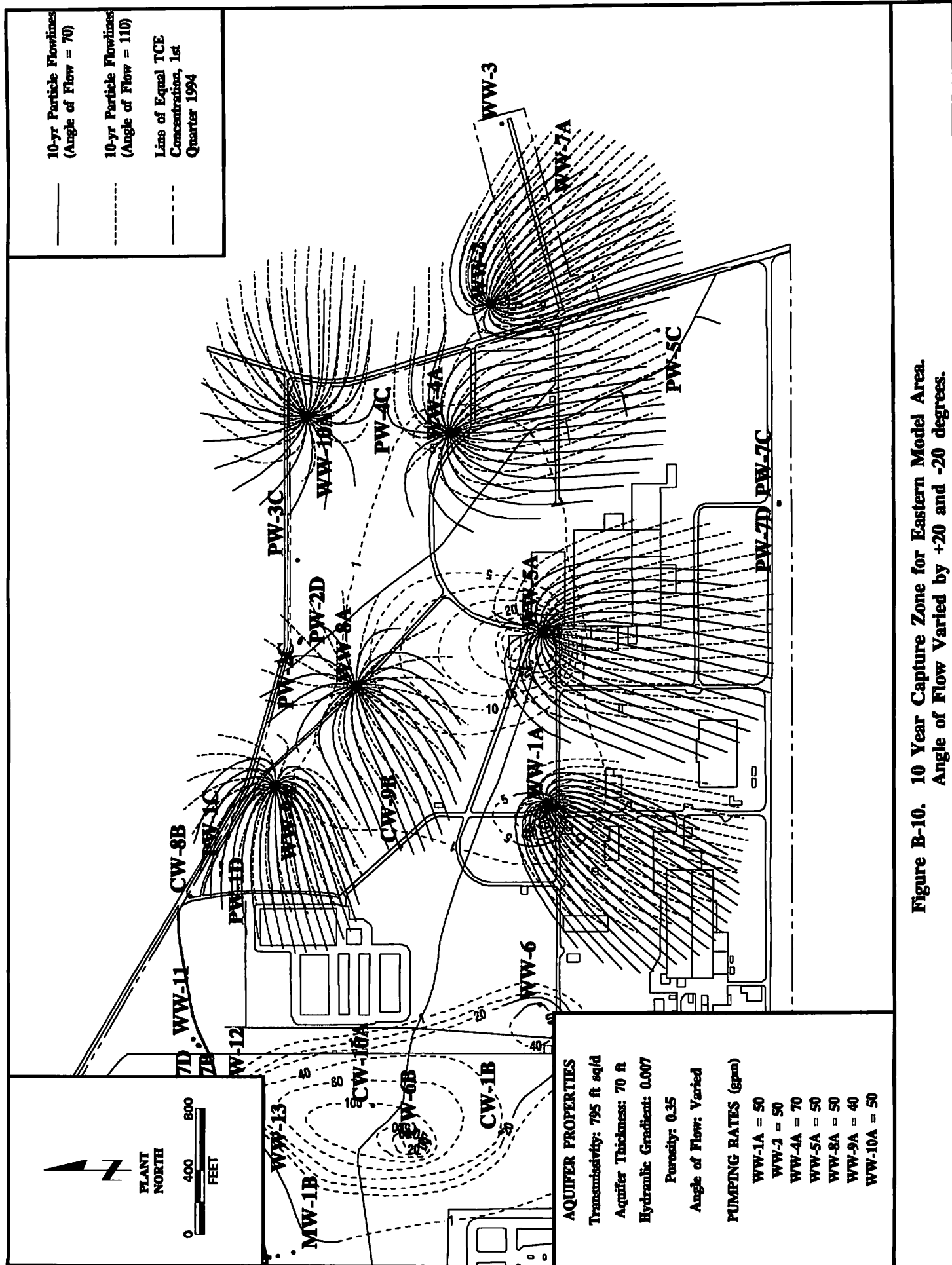


Figure B-9. 10 Year Capture Zone for Western Model Area.
Angle of Flow Varied by +20 and -20 degrees.



Appendix C

Methodology and Results of Multimed Exposure Modeling

Methodology and Results of Multimed Exposure Modeling

Purpose

During completion of the comparative risk analysis described in Section 5, surface water was not included as a potential receptor pathway. This exclusion was based on results of the Multimedia Exposure Assessment Model (MULTIMED). MULTIMED is used to estimate the decrease in contaminant concentration from a source and a point downgradient from the source. An initial concentration of 1.0 mg/L is divided by the estimated concentration at the designated downgradient distance to obtain a dilution attenuation factor (DAF). Actual concentrations observed on the site can then be divided by this DAF to obtain an estimate of the downgradient concentration.

The DAF was used to estimate contaminant concentrations immediately prior to discharge to the appropriate surface water body. Conservative estimates were made for the parameters used in the model. The DAF estimates are therefore thought to be conservative.

Parameters Used

Chemical- and aquifer-specific variables are required for the model. Chemical-specific parameters required and corresponding values used are presented in Table C-1. Areas A and H have indicated presence of TCE, cis-1,2-DCE and 1,1-DCE. In order to compare the transport behavior of these compounds, both TCE and cis-1,2-DCE were included as chemicals to be modeled. 1,1,-DCE was not included in the simulations since it has a K_{oc} (65 mL/g) between that of TCE and cis-1,2-DCE. The K_{oc} is the key parameter affecting transport rates of these compounds. Therefore, TCE and cis-1,2-DCE in the simulations represents a high and low range for transport. In addition, the acid, neutral, and base hydrolysis rates were set to zero 1/M-yr to obtain conservative estimates of transport. In addition, biodegradation coefficients were also set to zero 1/yr.

Table C-1. Chemical-Specific Variables Used in MULTIMED

Parameter	Values Used	
	TCE	cis-1,2-DCE
Hydrolysis Rates (1/M-yr)	0	0
Reference Temp (°C)	25	25
K_{oc} (mL/g) ^a	87	16
Biodegrad. Coeff. (1/yr)	0	0
Molecular Wt. (g/M) ^b	131.4	96.9
Mole Fraction of Solute	1	1
Vapor Pressure (mm Hg) ^b	77	202
Henry's Law (atm-m ³ /M) ^b	1.17E-2	4.08E-3

a Nyer, E.K., 1993, Practical Techniques for Groundwater and Soil Remediation

b U.S. EPA, 1992, Handbook of RCRA Ground-Water Monitoring Constituents: Chemical and Physical Properties

The aquifer-specific parameters required and corresponding values used are presented in Table C-2. The distance from the source to the receptor "well", or in this case the surface water receptor, varied between areas. For area A, the distance from WSA-3 and the nearest downgradient site drainage canal is approximately 91.5 meters (300 feet). For area H, the distance from well OB-6 and the Northeast Cape Fear River is 99 meters (325 feet). Aquifer thicknesses, temperatures, and pH were obtained from prior field measurements. Aquifer porosity and bulk densities were estimated based on typical values for the sediment types present on the site. Hydraulic conductivities represent means of measured values at the site as presented in Figure 2-3 in the CAP. The fractional organic carbon was estimated based on literature information for aquifer types, but is considered to be a conservative estimate.

Table C-2. Aquifer-Specific Variables Used in MULTIMED

Parameter	Value Used	
	Area A	Area H
Aquifer Porosity	0.30	0.35
Bulk Density (g/cc)	1.65	1.65
Aquifer Thickness (m)	10	21.3
Hydraulic Conductivity (m/yr)	19,870	1,261
Hydraulic Gradient	0.01	0.007
Aquifer Temperature (°C)	17	17
pH	5.5	6.5
Fractional Organic Carbon	0.001	0.001
Distance from Source (m)	91.5	99

Source information is also prompted by the model. However, since the source was removed long ago, the source size was minimized. The recharge rate was set to 0.305 m/yr (12 in/yr). This is a conservative estimate of the effective recharge to the aquifers in the area after accounting for runoff and evapotranspiration. Although the source of the contamination was

removed several years ago, concentrations of contaminants probably continue to be introduced into the aquifer by desorption from aquifer material after precipitation events. In order to obtain a conservative estimate of this infiltration rate, the recharge rate indicated above was used.

Results

The results of the MULTIMED modeling activities are attached. The first two printouts are the results for TCE transport from areas A and H. The second two printouts are the results for cis-1,2-DCE transport from areas A and H. The results indicate that there were no differences in the calculated concentrations between the TCE and the cis-1,2-DCE. More significantly, the results indicate the DAF from both areas A and H to their respective identified surface water receptors would be extremely high (>300,000).

Conclusion

The MULTIMED modeling supports the assertion that the threat to surface water resulting from the contamination present at contaminated areas A and H is minimal. As a result, exclusion of surface water as a potential receptor from the *Potential Receptors Ranking Worksheet* described in Section 5 of the Corrective Action Plan is justified.

U. S. ENVIRONMENTAL PROTECTION AGENCY

EXPOSURE ASSESSMENT

MULTIMEDIA MODEL

MULTIMED (Version 1.01, June 1991)

1
Run options
--- -----

GE - Wilmington

TCE - Area A
Chemical simulated is TCE

Option Chosen Saturated zone model
Run was DETERMIN
Infiltration input by user
Run was steady-state
Reject runs if Y coordinate outside plume
Do not reject runs if Z coordinate outside plume
Patch source used in saturated zone model

1
1

CHEMICAL SPECIFIC VARIABLES

VARIABLE NAME	UNITS	DISTRIBUTION	PARAMETERS		LIMITS	
			MEAN	STD DEV	MIN	MAX
Solid phase decay coefficient	1/yr	DERIVED	-999.	-999.	0.000E+00	0.100E+11
Dissolved phase decay coefficient	1/yr	DERIVED	-999.	-999.	0.000E+00	0.100E+11
Overall chemical decay coefficient	1/yr	DERIVED	-999.	-999.	0.000E+00	0.100E+11
Acid catalyzed hydrolysis rate	1/M-yr	CONSTANT	0.000E+00	-999.	0.000E+00	-999.
Neutral hydrolysis rate constant	1/yr	CONSTANT	0.000E+00	-999.	0.000E+00	-999.
Base catalyzed hydrolysis rate	1/M-yr	CONSTANT	0.000E+00	-999.	0.000E+00	-999.
Reference temperature	C	CONSTANT	25.0	-999.	0.000E+00	100.
Normalized distribution coefficient	ml/g	CONSTANT	87.0	-999.	0.000E+00	-999.
Distribution coefficient	--	DERIVED	-999.	-999.	0.000E+00	0.100E+11
Biodegradation coefficient (sat. zone)	1/yr	CONSTANT	0.000E+00	-999.	0.000E+00	-999.
Air diffusion coefficient	cm ² /s	CONSTANT	0.000E+00	-999.	0.000E+00	10.0
Reference temperature for air diffusion	C	CONSTANT	25.0	-999.	0.000E+00	100.
Molecular weight	g/M	CONSTANT	131.	-999.	0.000E+00	-999.
Mole fraction of solute	--	CONSTANT	1.00	-999.	0.100E-08	1.00
Vapor pressure of solute	mm Hg	CONSTANT	77.0	-999.	0.000E+00	100.
Henry's law constant	atm-m ³ /M	CONSTANT	0.117E-01	-999.	0.100E-09	1.00
Overall 1st order decay sat. zone	1/yr	DERIVED	0.000E+00	0.000E+00	0.000E+00	1.00
Not currently used		CONSTANT	-999.	-999.	0.000E+00	1.00
Not currently used		CONSTANT	-999.	-999.	0.000E+00	1.00

1

SOURCE SPECIFIC VARIABLES

VARIABLE NAME	UNITS	DISTRIBUTION	PARAMETERS		LIMITS	
			MEAN	STD DEV	MIN	MAX
Infiltration rate	m/yr	CONSTANT	0.305	-999.	0.100E-09	0.100E+11
Area of waste disposal unit	m^2	CONSTANT	1.00	-999.	0.100E-01	-999.
Duration of pulse	yr	CONSTANT	-999.	-999.	0.100E-08	-999.
Spread of contaminant source	m	DERIVED	-999.	-999.	0.100E-08	0.100E+11
Recharge rate	m/yr	CONSTANT	0.305	-999.	0.000E+00	0.100E+11
Source decay constant	1/yr	CONSTANT	0.000E+00	-999.	0.000E+00	-999.
Initial concentration at landfill	mg/l	CONSTANT	1.00	-999.	0.000E+00	-999.
Length scale of facility	m	DERIVED	-999.	-999.	0.100E-08	0.100E+11
Width scale of facility	m	DERIVED	-999.	-999.	0.100E-08	0.100E+11
Near field dilution		DERIVED	1.00	0.000E+00	0.000E+00	1.00

1

AQUIFER SPECIFIC VARIABLES

VARIABLE NAME	UNITS	DISTRIBUTION	PARAMETERS		LIMITS	
			MEAN	STD DEV	MIN	MAX
Particle diameter	cm	CONSTANT	0.250E-01	-999.	0.100E-08	100.
Aquifer porosity	--	CONSTANT	0.300	-999.	0.100E-08	0.990
Bulk density	g/cc	CONSTANT	1.65	-999.	0.100E-01	5.00
Aquifer thickness	m	CONSTANT	10.0	-999.	0.100E-08	0.100E+06
Source thickness (mixing zone depth)	m	DERIVED	-999.	-999.	0.100E-08	0.100E+06
Conductivity (hydraulic)	m/yr	CONSTANT	0.199E+05	-999.	0.100E-06	0.100E+09
Gradient (hydraulic)		CONSTANT	0.100E-01	-999.	0.100E-07	-999.
Groundwater seepage velocity	m/yr	DERIVED	-999.	-999.	0.100E-09	0.100E+09
Retardation coefficient	--	DERIVED	-999.	-999.	1.00	0.100E+09
Longitudinal dispersivity	m	FUNCTION OF X	-999.	-999.	-999.	-999.
Transverse dispersivity	m	FUNCTION OF X	-999.	-999.	-999.	-999.
Vertical dispersivity	m	FUNCTION OF X	-999.	-999.	-999.	-999.
Temperature of aquifer	C	CONSTANT	17.0	-999.	0.000E+00	100.
pH	--	CONSTANT	5.50	-999.	0.300	14.0
Organic carbon content (fraction)		CONSTANT	0.100E-02	-999.	0.100E-05	1.00
Well distance from site	m	CONSTANT	91.5	-999.	1.00	-999.
Angle off center	degree	CONSTANT	0.000E+00	-999.	0.000E+00	360.
Well vertical distance	m	CONSTANT	0.000E+00	-999.	0.000E+00	1.00

CONCENTRATION AFTER SATURATED ZONE MODEL 0.2957E-05

U. S. ENVIRONMENTAL PROTECTION AGENCY

EXPOSURE ASSESSMENT

MULTIMEDIA MODEL

MULTIMED (Version 1.01, June 1991)

1

Run options

--- -----

GE - Wilmington

TCE - Area H

Chemical simulated is TCE

Option Chosen

Saturated zone model

Run was

DETERMIN

Infiltration input by user

Run was steady-state

Reject runs if Y coordinate outside plume

Do not reject runs if Z coordinate outside plume

Patch source used in saturated zone model

1

1

CHEMICAL SPECIFIC VARIABLES

VARIABLE NAME	UNITS	DISTRIBUTION	PARAMETERS		LIMITS	
			MEAN	STD DEV	MIN	MAX
Solid phase decay coefficient	1/yr	DERIVED	-999.	-999.	0.000E+00	0.100E+11
Dissolved phase decay coefficient	1/yr	DERIVED	-999.	-999.	0.000E+00	0.100E+11
Overall chemical decay coefficient	1/yr	DERIVED	-999.	-999.	0.000E+00	0.100E+11
Acid catalyzed hydrolysis rate	1/M-yr	CONSTANT	0.000E+00	-999.	0.000E+00	-999.
Neutral hydrolysis rate constant	1/yr	CONSTANT	0.000E+00	-999.	0.000E+00	-999.
Base catalyzed hydrolysis rate	1/M-yr	CONSTANT	0.000E+00	-999.	0.000E+00	-999.
Reference temperature	C	CONSTANT	25.0	-999.	0.000E+00	100.
Normalized distribution coefficient	ml/g	CONSTANT	87.0	-999.	0.000E+00	-999.
Distribution coefficient	--	DERIVED	-999.	-999.	0.000E+00	0.100E+11
Biodegradation coefficient (sat. zone)	1/yr	CONSTANT	0.000E+00	-999.	0.000E+00	-999.
Air diffusion coefficient	cm2/s	CONSTANT	0.000E+00	-999.	0.000E+00	10.0
Reference temperature for air diffusion	C	CONSTANT	25.0	-999.	0.000E+00	100.
Molecular weight	g/M	CONSTANT	131.	-999.	0.000E+00	-999.
Mole fraction of solute	--	CONSTANT	1.00	-999.	0.100E-08	1.00
Vapor pressure of solute	mm Hg	CONSTANT	77.0	-999.	0.000E+00	100.
Henry's law constant	atm-m ³ /M	CONSTANT	0.117E-01	-999.	0.100E-09	1.00
Overall 1st order decay sat. zone	1/yr	DERIVED	0.000E+00	0.000E+00	0.000E+00	1.00
Not currently used		CONSTANT	-999.	-999.	0.000E+00	1.00
Not currently used		CONSTANT	-999.	-999.	0.000E+00	1.00

1

SOURCE SPECIFIC VARIABLES

VARIABLE NAME	UNITS	DISTRIBUTION	PARAMETERS		LIMITS	
			MEAN	STD DEV	MIN	MAX
Infiltration rate	m/yr	CONSTANT	0.305	-999.	0.100E-09	0.100E+11
Area of waste disposal unit	m^2	CONSTANT	1.00	-999.	0.100E-01	-999.
Duration of pulse	yr	CONSTANT	-999.	-999.	0.100E-08	-999.
Spread of contaminant source	m	DERIVED	-999.	-999.	0.100E-08	0.100E+11
Recharge rate	m/yr	CONSTANT	0.305	-999.	0.000E+00	0.100E+11
Source decay constant	1/yr	CONSTANT	0.000E+00	-999.	0.000E+00	-999.
Initial concentration at landfill	mg/l	CONSTANT	1.00	-999.	0.000E+00	-999.
Length scale of facility	m	DERIVED	-999.	-999.	0.100E-08	0.100E+11
Width scale of facility	m	DERIVED	-999.	-999.	0.100E-08	0.100E+11
Near field dilution		DERIVED	1.00	0.000E+00	0.000E+00	1.00

1

AQUIFER SPECIFIC VARIABLES

VARIABLE NAME	UNITS	DISTRIBUTION	PARAMETERS		LIMITS	
			MEAN	STD DEV	MIN	MAX
Particle diameter	cm	CONSTANT	0.250E-01	-999.	0.100E-08	100.
Aquifer porosity	--	CONSTANT	0.350	-999.	0.100E-08	0.990
Bulk density	g/cc	CONSTANT	1.65	-999.	0.100E-01	5.00
Aquifer thickness	m	CONSTANT	21.3	-999.	0.100E-08	0.100E+06
Source thickness (mixing zone depth)	m	DERIVED	-999.	-999.	0.100E-08	0.100E+06
Conductivity (hydraulic)	m/yr	CONSTANT	0.126E+04	-999.	0.100E-06	0.100E+09
Gradient (hydraulic)		CONSTANT	0.700E-02	-999.	0.100E-07	-999.
Groundwater seepage velocity	m/yr	DERIVED	-999.	-999.	0.100E-09	0.100E+09
Retardation coefficient	--	DERIVED	-999.	-999.	1.00	0.100E+09
Longitudinal dispersivity	m	FUNCTION OF X	-999.	-999.	-999.	-999.
Transverse dispersivity	m	FUNCTION OF X	-999.	-999.	-999.	-999.
Vertical dispersivity	m	FUNCTION OF X	-999.	-999.	-999.	-999.
Temperature of aquifer	C	CONSTANT	17.0	-999.	0.000E+00	100.
pH	--	CONSTANT	6.50	-999.	0.300	14.0
Organic carbon content (fraction)		CONSTANT	0.100E-02	-999.	0.100E-05	1.00
Well distance from site	m	CONSTANT	91.5	-999.	1.00	-999.
Angle off center	degree	CONSTANT	0.000E+00	-999.	0.000E+00	360.
Well vertical distance	m	CONSTANT	0.000E+00	-999.	0.000E+00	1.00

CONCENTRATION AFTER SATURATED ZONE MODEL 0.5103E-04

U. S. ENVIRONMENTAL PROTECTION AGENCY

EXPOSURE ASSESSMENT

MULTIMEDIA MODEL

MULTIMED (Version 1.01, June 1991)

1

Run options

--- -----

GE - Wilmington

cis-1,2-DCE - Area A

Chemical simulated is cis-1,2-DCE

Option Chosen Saturated zone model

Run was DETERMIN

Infiltration input by user

Run was steady-state

Reject runs if Y coordinate outside plume

Do not reject runs if Z coordinate outside plume

Patch source used in saturated zone model

1

1

CHEMICAL SPECIFIC VARIABLES

VARIABLE NAME	UNITS	DISTRIBUTION	PARAMETERS		LIMITS	
			MEAN	STD DEV	MIN	MAX
Solid phase decay coefficient	1/yr	DERIVED	-999.	-999.	0.000E+00	0.100E+11
Dissolved phase decay coefficient	1/yr	DERIVED	-999.	-999.	0.000E+00	0.100E+11
Overall chemical decay coefficient	1/yr	DERIVED	-999.	-999.	0.000E+00	0.100E+11
Acid catalyzed hydrolysis rate	1/M-yr	CONSTANT	0.000E+00	-999.	0.000E+00	-999.
Neutral hydrolysis rate constant	1/yr	CONSTANT	0.000E+00	-999.	0.000E+00	-999.
Base catalyzed hydrolysis rate	1/M-yr	CONSTANT	0.000E+00	-999.	0.000E+00	-999.
Reference temperature	C	CONSTANT	25.0	-999.	0.000E+00	100.
Normalized distribution coefficient	ml/g	CONSTANT	16.0	-999.	0.000E+00	-999.
Distribution coefficient	--	DERIVED	-999.	-999.	0.000E+00	0.100E+11
Biodegradation coefficient (sat. zone)	1/yr	CONSTANT	0.000E+00	-999.	0.000E+00	-999.
Air diffusion coefficient	cm2/s	CONSTANT	0.000E+00	-999.	0.000E+00	10.0
Reference temperature for air diffusion	C	CONSTANT	25.0	-999.	0.000E+00	100.
Molecular weight	g/M	CONSTANT	96.9	-999.	0.000E+00	-999.
Mole fraction of solute	--	CONSTANT	1.00	-999.	0.100E-08	1.00
Vapor pressure of solute	mm Hg	CONSTANT	100.	-999.	0.000E+00	100.
Henry's law constant	atm-m ³ /M	CONSTANT	0.408E-02	-999.	0.100E-09	1.00
Overall 1st order decay sat. zone	1/yr	DERIVED	0.000E+00	0.000E+00	0.000E+00	1.00
Not currently used		CONSTANT	-999.	-999.	0.000E+00	1.00
Not currently used		CONSTANT	-999.	-999.	0.000E+00	1.00

1

SOURCE SPECIFIC VARIABLES

VARIABLE NAME	UNITS	DISTRIBUTION	PARAMETERS		LIMITS	
			MEAN	STD DEV	MIN	MAX
Infiltration rate	m/yr	CONSTANT	0.305	-999.	0.100E-09	0.100E+11
Area of waste disposal unit	m^2	CONSTANT	1.00	-999.	0.100E-01	-999.
Duration of pulse	yr	CONSTANT	-999.	-999.	0.100E-08	-999.
Spread of contaminant source	m	DERIVED	-999.	-999.	0.100E-08	0.100E+11
Recharge rate	m/yr	CONSTANT	0.305	-999.	0.000E+00	0.100E+11
Source decay constant	1/yr	CONSTANT	0.000E+00	-999.	0.000E+00	-999.
Initial concentration at landfill	mg/l	CONSTANT	1.00	-999.	0.000E+00	-999.
Length scale of facility	m	DERIVED	-999.	-999.	0.100E-08	0.100E+11
Width scale of facility	m	DERIVED	-999.	-999.	0.100E-08	0.100E+11
Near field dilution		DERIVED	1.00	0.000E+00	0.000E+00	1.00

1

AQUIFER SPECIFIC VARIABLES

VARIABLE NAME	UNITS	DISTRIBUTION	PARAMETERS		LIMITS	
			MEAN	STD DEV	MIN	MAX
Particle diameter	cm	CONSTANT	0.250E-01	-999.	0.100E-08	100.
Aquifer porosity	--	CONSTANT	0.300	-999.	0.100E-08	0.990
Bulk density	g/cc	CONSTANT	1.65	-999.	0.100E-01	5.00
Aquifer thickness	m	CONSTANT	10.0	-999.	0.100E-08	0.100E+06
Source thickness (mixing zone depth)	m	DERIVED	-999.	-999.	0.100E-08	0.100E+06
Conductivity (hydraulic)	m/yr	CONSTANT	0.199E+05	-999.	0.100E-06	0.100E+09
Gradient (hydraulic)		CONSTANT	0.100E-01	-999.	0.100E-07	-999.
Groundwater seepage velocity	m/yr	DERIVED	-999.	-999.	0.100E-09	0.100E+09
Retardation coefficient	--	DERIVED	-999.	-999.	1.00	0.100E+09
Longitudinal dispersivity	m	FUNCTION OF X	-999.	-999.	-999.	-999.
Transverse dispersivity	m	FUNCTION OF X	-999.	-999.	-999.	-999.
Vertical dispersivity	m	FUNCTION OF X	-999.	-999.	-999.	-999.
Temperature of aquifer	C	CONSTANT	17.0	-999.	0.000E+00	100.
pH	--	CONSTANT	5.50	-999.	0.300	14.0
Organic carbon content (fraction)		CONSTANT	0.100E-02	-999.	0.100E-05	1.00
Well distance from site	m	CONSTANT	91.5	-999.	1.00	-999.
Angle off center	degree	CONSTANT	0.000E+00	-999.	0.000E+00	360.
Well vertical distance	m	CONSTANT	0.000E+00	-999.	0.000E+00	1.00

CONCENTRATION AFTER SATURATED ZONE MODEL 0.2957E-05

U. S. ENVIRONMENTAL PROTECTION AGENCY

EXPOSURE ASSESSMENT

MULTIMEDIA MODEL

MULTIMED (Version 1.01, June 1991)

1

Run options

GE - Wilmington

cis-1,2-DCE - Area H

Chemical simulated is cis-1,2-DCE

Option Chosen Saturated zone model

Run was DETERMIN

Infiltration input by user

Run was steady-state

Reject runs if Y coordinate outside plume

Do not reject runs if Z coordinate outside plume

Patch source used in saturated zone model

1

1

CHEMICAL SPECIFIC VARIABLES

VARIABLE NAME	UNITS	DISTRIBUTION	PARAMETERS		LIMITS	
			MEAN	STD DEV	MIN	MAX
Solid phase decay coefficient	1/yr	DERIVED	-999.	-999.	0.000E+00	0.100E+11
Dissolved phase decay coefficient	1/yr	DERIVED	-999.	-999.	0.000E+00	0.100E+11
Overall chemical decay coefficient	1/yr	DERIVED	-999.	-999.	0.000E+00	0.100E+11
Acid catalyzed hydrolysis rate	1/M-yr	CONSTANT	0.000E+00	-999.	0.000E+00	-999.
Neutral hydrolysis rate constant	1/yr	CONSTANT	0.000E+00	-999.	0.000E+00	-999.
Base catalyzed hydrolysis rate	1/M-yr	CONSTANT	0.000E+00	-999.	0.000E+00	-999.
Reference temperature	C	CONSTANT	25.0	-999.	0.000E+00	100.
Normalized distribution coefficient	ml/g	CONSTANT	16.0	-999.	0.000E+00	-999.
Distribution coefficient	--	DERIVED	-999.	-999.	0.000E+00	0.100E+11
Biodegradation coefficient (sat. zone)	1/yr	CONSTANT	0.000E+00	-999.	0.000E+00	-999.
Air diffusion coefficient	cm ² /s	CONSTANT	0.000E+00	-999.	0.000E+00	10.0
Reference temperature for air diffusion	C	CONSTANT	25.0	-999.	0.000E+00	100.
Molecular weight	g/M	CONSTANT	96.9	-999.	0.000E+00	-999.
Mole fraction of solute	--	CONSTANT	1.00	-999.	0.100E-08	1.00
Vapor pressure of solute	mm Hg	CONSTANT	100.	-999.	0.000E+00	100.
Henry's law constant	atm-m ³ /M	CONSTANT	0.408E-02	-999.	0.100E-09	1.00
Overall 1st order decay sat. zone	1/yr	DERIVED	0.000E+00	0.000E+00	0.000E+00	1.00
Not currently used		CONSTANT	-999.	-999.	0.000E+00	1.00
Not currently used		CONSTANT	-999.	-999.	0.000E+00	1.00

1

SOURCE SPECIFIC VARIABLES

VARIABLE NAME	UNITS	DISTRIBUTION	PARAMETERS		LIMITS	
			MEAN	STD DEV	MIN	MAX
Infiltration rate	m/yr	CONSTANT	0.305	-999.	0.100E-09	0.100E+11
Area of waste disposal unit	m^2	CONSTANT	1.00	-999.	0.100E-01	-999.
Duration of pulse	yr	CONSTANT	-999.	-999.	0.100E-08	-999.
Spread of contaminant source	m	DERIVED	-999.	-999.	0.100E-08	0.100E+11
Recharge rate	m/yr	CONSTANT	0.305	-999.	0.000E+00	0.100E+11
Source decay constant	1/yr	CONSTANT	0.000E+00	-999.	0.000E+00	-999.
Initial concentration at landfill	mg/l	CONSTANT	1.00	-999.	0.000E+00	-999.
Length scale of facility	m	DERIVED	-999.	-999.	0.100E-08	0.100E+11
Width scale of facility	m	DERIVED	-999.	-999.	0.100E-08	0.100E+11
Near field dilution		DERIVED	1.00	0.000E+00	0.000E+00	1.00

1

AQUIFER SPECIFIC VARIABLES

VARIABLE NAME	UNITS	DISTRIBUTION	PARAMETERS		LIMITS	
			MEAN	STD DEV	MIN	MAX
Particle diameter	cm	CONSTANT	0.250E-01	-999.	0.100E-08	100.
Aquifer porosity	--	CONSTANT	0.350	-999.	0.100E-08	0.990
Bulk density	g/cc	CONSTANT	1.65	-999.	0.100E-01	5.00
Aquifer thickness	m	CONSTANT	21.3	-999.	0.100E-08	0.100E+06
Source thickness (mixing zone depth)	m	DERIVED	-999.	-999.	0.100E-08	0.100E+06
Conductivity (hydraulic)	m/yr	CONSTANT	0.126E+04	-999.	0.100E-06	0.100E+09
Gradient (hydraulic)		CONSTANT	0.700E-02	-999.	0.100E-07	-999.
Groundwater seepage velocity	m/yr	DERIVED	-999.	-999.	0.100E-09	0.100E+09
Retardation coefficient	--	DERIVED	-999.	-999.	1.00	0.100E+09
Longitudinal dispersivity	m	FUNCTION OF X	-999.	-999.	-999.	-999.
Transverse dispersivity	m	FUNCTION OF X	-999.	-999.	-999.	-999.
Vertical dispersivity	m	FUNCTION OF X	-999.	-999.	-999.	-999.
Temperature of aquifer	C	CONSTANT	17.0	-999.	0.000E+00	100.
pH	--	CONSTANT	6.50	-999.	0.300	14.0
Organic carbon content (fraction)		CONSTANT	0.100E-02	-999.	0.100E-05	1.00
Well distance from site	m	CONSTANT	91.5	-999.	1.00	-999.
Angle off center	degree	CONSTANT	0.000E+00	-999.	0.000E+00	360.
Well vertical distance	m	CONSTANT	0.000E+00	-999.	0.000E+00	1.00

CONCENTRATION AFTER SATURATED ZONE MODEL 0.5103E-04

Appendix D

Design and Performance Information for Proposed Air Stripping System



March 22, 1994

Jeff Reynolds
Research Triangle Institute
PO Box 12194
Triangle Park, NC 27709

RE: Proposal #394447
SITE ID: 5040

Dear Jeff,

I have selected two options for the three different scenarios, our **three-tray Model 2631** and our **four-tray Model 2641** ShallowTray® low profile air stripper for the groundwater remediation application you faxed.

I understand that the treatment flow rates are **30, 50, and 70 gpm** and the water temperature is 63°F. ShallowTray systems are more tolerant of inorganics than other types of aeration equipment, however, high concentrations can cause operational difficulties if proper precautions are not taken.

Option 1, Model 2631

Expected performance of the **Model 2631** ShallowTray air stripper operating at **30 gpm** (normal operation range is 1-90 gpm) and 63°F follows:

Contaminant	Untreated ppb	After 1st Tray ppb	After 2nd Tray ppb	After 3rd Tray ppb
Trichloroethylene	2,500	27	1	<1
c-1,2-Dichloroethylene	155	2	<1	<1
Vinyl Chloride	1	<1	<1	<1

50 gpm

Contaminant	Untreated ppb	After 1st Tray ppb	After 2nd Tray ppb	After 3rd Tray ppb
Trichloroethylene	2,500	116	6	<1
c-1,2-Dichloroethylene	155	8	1	<1
Vinyl Chloride	1	<1	<1	<1

Option 2, Model 2641

Expected performance of the **Model 2641** ShallowTray air stripper operating at **70 gpm** (normal operation range is 1-90 gpm) and 63°F follows:

Contaminant	Untreated ppb	After 1st Tray ppb	After 2nd Tray ppb	After 3rd Tray ppb	After 4th Tray ppb
Trichloroethylene	2,500	307	38	5	1
c-1,2-Dichloroethylene	155	21	3	1	<1
Vinyl Chloride	1	<1	<1	<1	<1



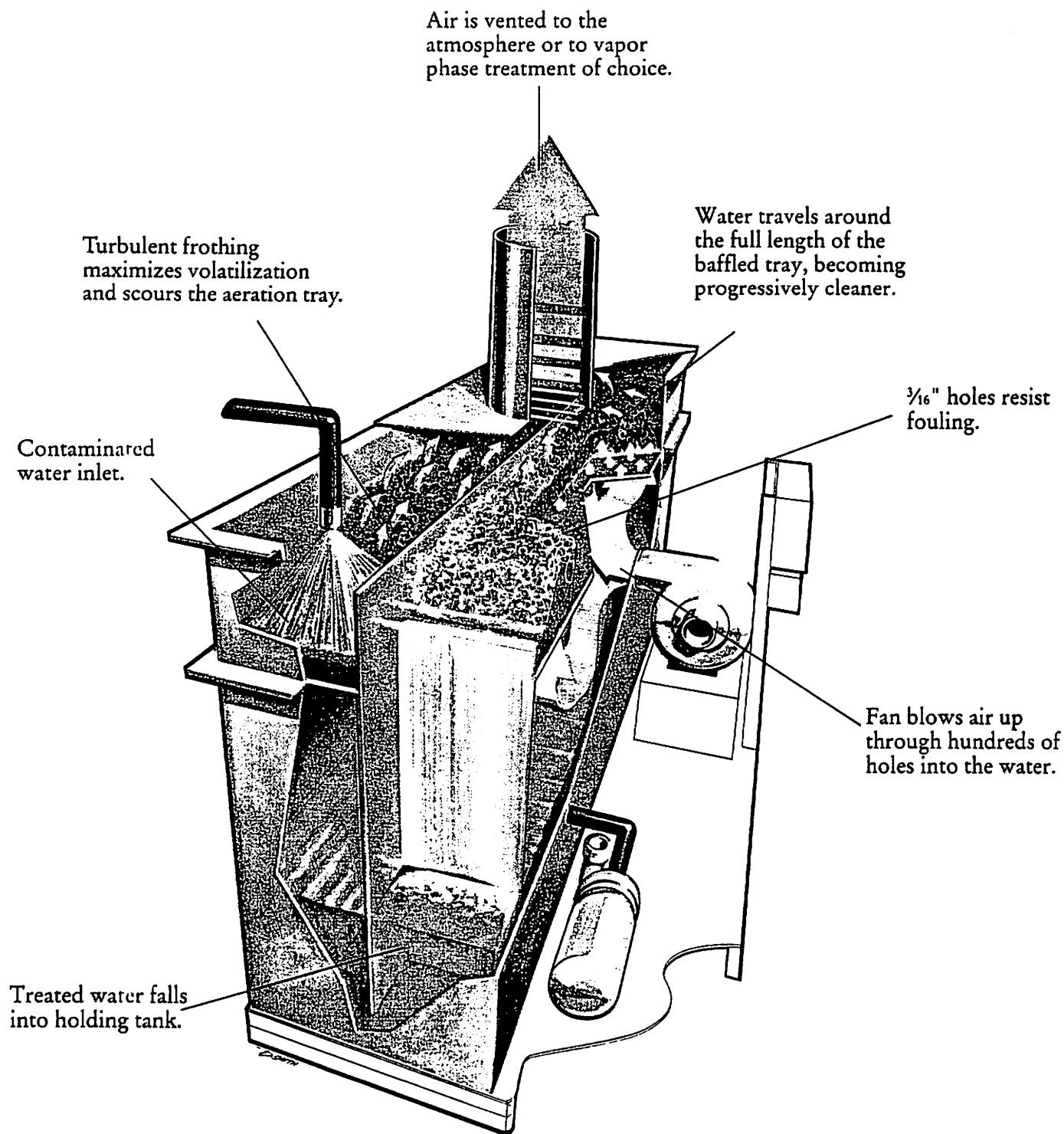
I look forward to working with you on this project. Once again, thank you for your interest in our products.

Sincerely,


Christine Greene
Customer Service

File: Research Triangle Institute

The ShallowTray Process



This illustration is representative of the ShallowTray® Model 2611.
Protected under U.S. Patent No. 5,045,215. Other U.S. and International Patents Pending.

Photo on front cover: top view of 2300 Series aeration tray in action.
Photo on back cover: cross section of a ShallowTray in action.
ShallowTray is a registered trademark of North East Environmental Products, Inc.
© 1993 North East Environmental Products, Inc.
Our policy is one of continual improvement and we reserve the right to alter any detail of our products at any time without notice.

Printed on recycled paper
2-10593

Low Profile

The discreet size of a ShallowTray® air stripper does not advertise a contamination site. It is easily accessed for maintenance and can be installed inside a building. The system is also ideal as a trailer-mounted, portable stripper for pump tests, pilot studies, short-term cleanup, or emergency response. There is no tower.

Treatment

The ShallowTray process uses forced draft, countercurrent air stripping through baffled aeration trays to remove volatile organic compounds from water.

Contaminated water is sprayed into the inlet chamber through a coarse mist spray nozzle. The water flows over a flow distribution weir and along the baffled aeration tray. Clean air, blown up through $\frac{3}{16}$ " diameter holes in the aeration tray, forms a froth of bubbles generating a large mass transfer surface area where the contaminants are volatilized. The necessary contact or residence time to reach required volatilization is achieved through model size, addition of trays, and flow rate selection.

Resistant to Fouling

ShallowTray systems are resistant to fouling problems. Treatment trays have large $\frac{3}{16}$ " diameter aeration holes. In addition, the turbulent action of the froth scours the surfaces of the tray reducing build-up of oxidized iron.

If, under extreme conditions, oxidized iron accumulates or hardness begins to scale up, trays can be easily cleaned through ports using a

washing wand and pressure washer. Trays can also be easily removed for a thorough inspection and cleaning.

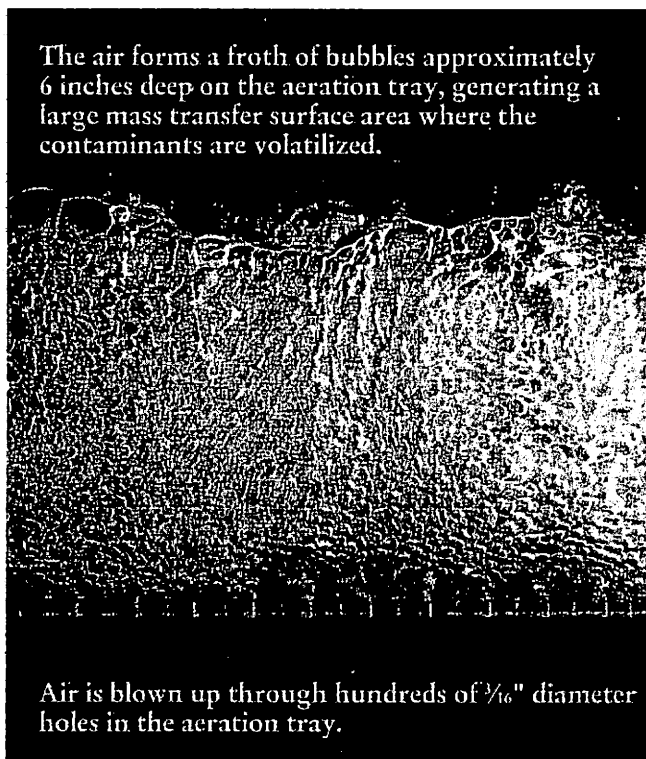
Full Range Turndown

Not only are ShallowTray systems forgiving of "surprise" inorganics in the water, they also allow operation anywhere within the rated flow range. In fact, as the flow rate is reduced, performance

increases. Also, as demands change (stricter effluent contaminant levels) so can the ShallowTray system. Its modular design allows for the addition of trays which increase the percent removal of contaminants.

No Disposal

ShallowTray systems have no packing or diffusers to contend with and no costs associated with GAC breakthrough, fouling or disposal and replacement.




System Size

To determine the system size required for your site, first identify the flow rate. This guides you to the ShallowTray Series needed. As an example, with a flow rate of 30gpm, select the 2300 Series, which is rated for flows from 1 to 45gpm.

Next, identify the contaminants present and the removal requirement. Generally, this determines the number of trays required. However, the graphs in this brochure should be used as a guideline only. For a proposal, send us or your representative the specifications. Request for Quotation sheets are available.



2600 Series

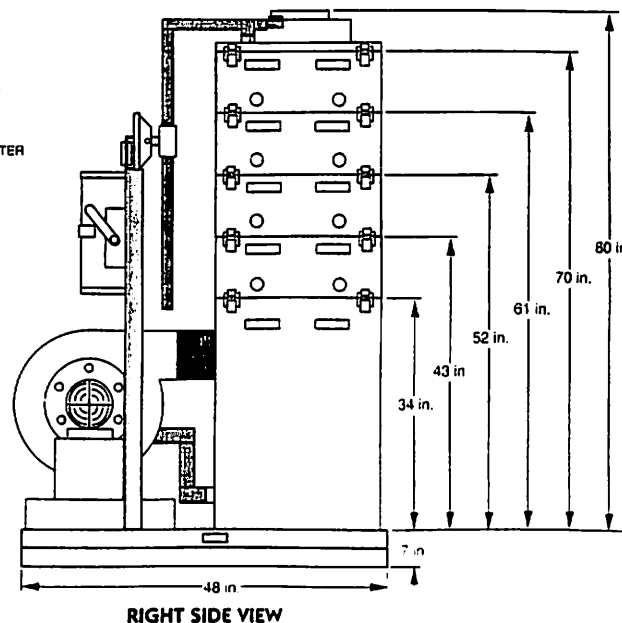
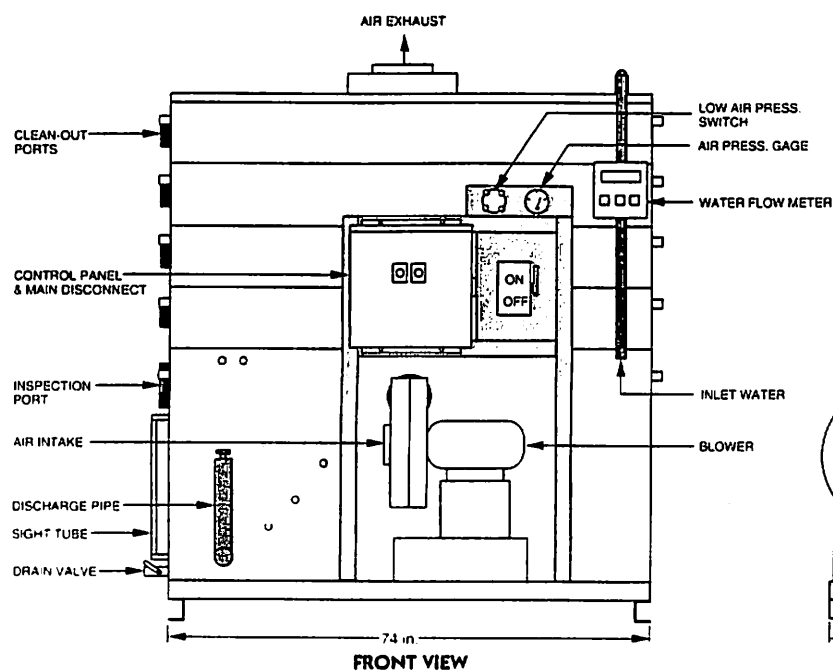


Model Pictured: 2631

Options chosen for system pictured:

- ✓ Discharge pump
- ✓ EXP pump and blower motors
- ✓ NEMA 3R control panel with level controls for pump, alarm interlocks, motor starters, relays, 100 db alarm horn
- ✓ Control panel EXP components for remote mounted NEMA 3R panel
- ✓ Low pressure alarm switch
- ✓ High level alarm switch
- ✓ Discharge pump level switch
- ✓ Water pressure gauges
- ✓ Line sampling ports

Typical 2641 Configuration



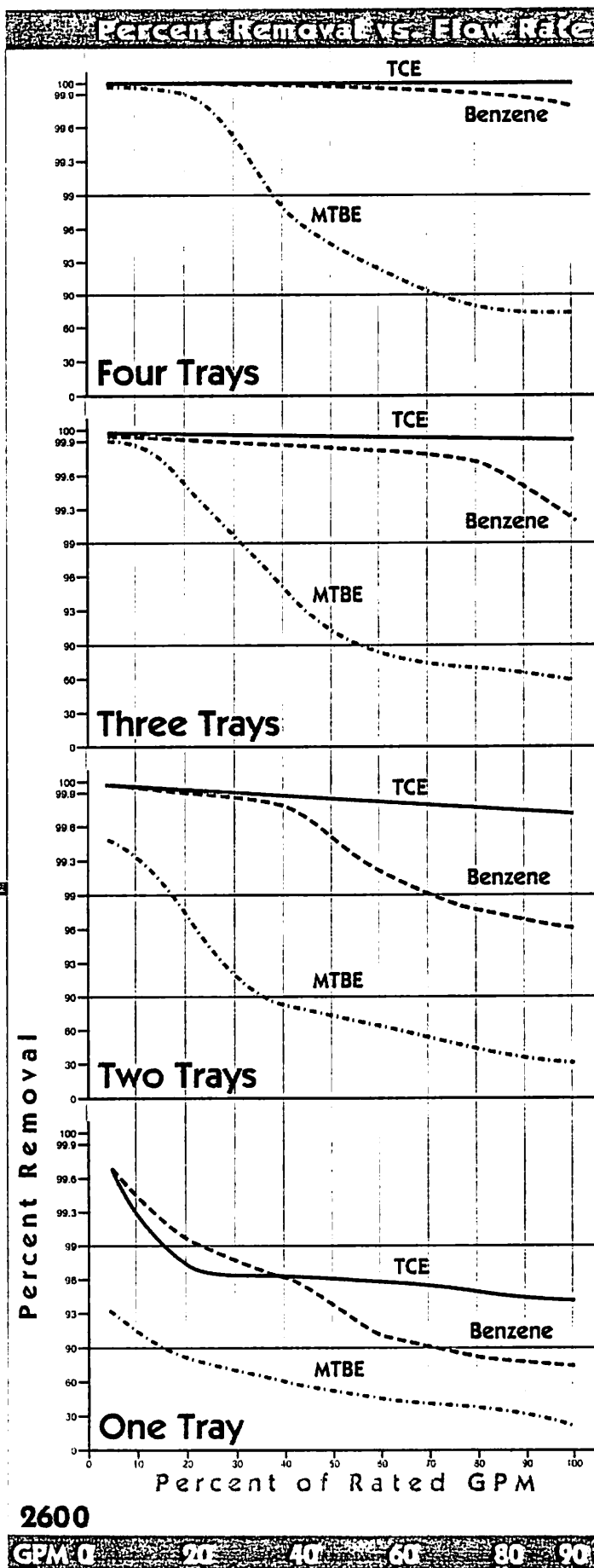
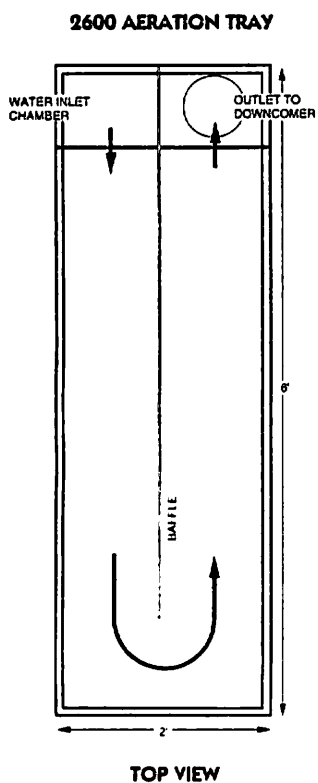
*Use these drawings as a guideline only. Systems are built to your project's specifications.



Models	flow rate	# trays	width	length	height	min. diam.	approx. lbs.
2611	1-90gpm	1	4'	6'2"	5'0"	600	935
2621	1-90gpm	2	4'	6'2"	5'9"	600	1050
2631	1-90gpm	3	4'	6'2"	6'6"	600	1165
2641	1-90gpm	4	4'	6'2"	7'3"	600	1280

ShallowTray

low profile air strippers



The graphs represent approximate removal efficiencies at 50°F. Use the ShallowTray® Modeler™ software to calculate expected performance.

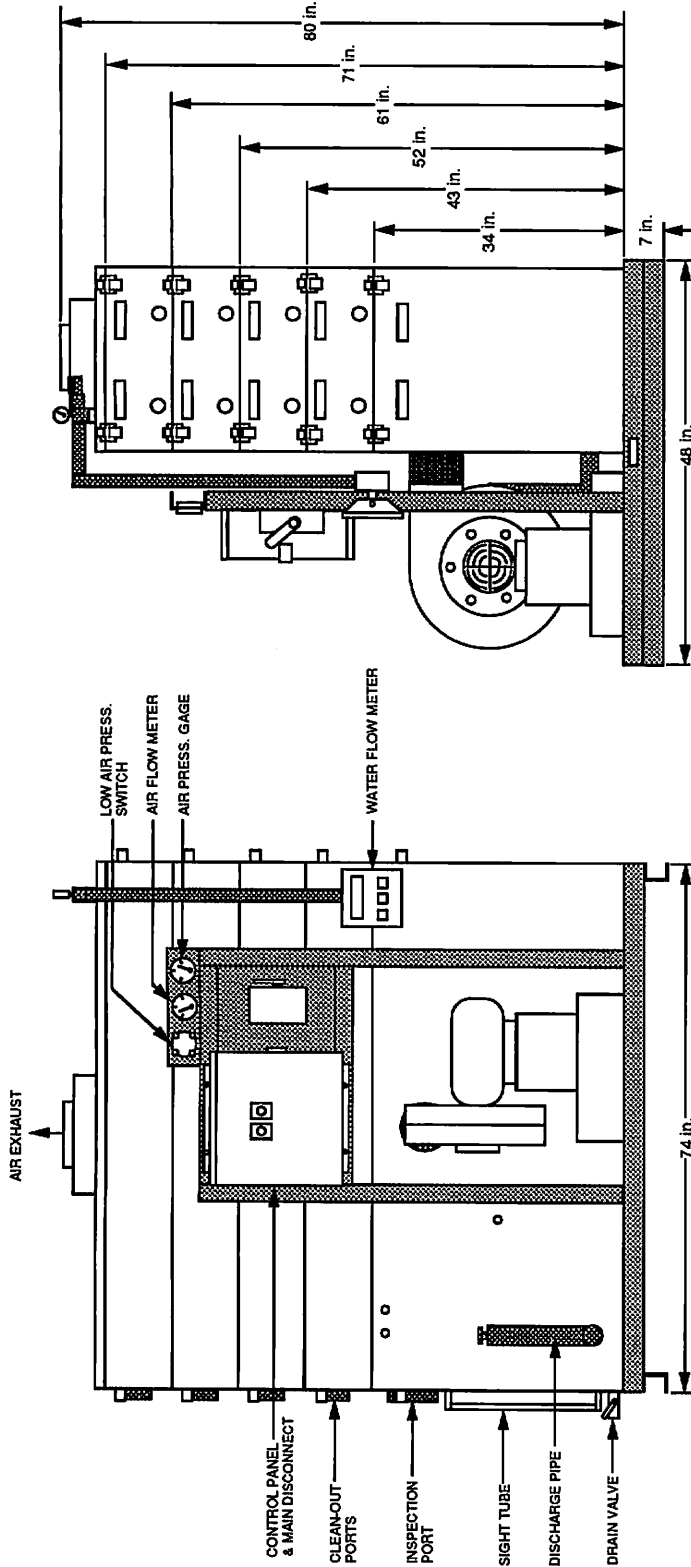


FRONT

RIGHT SIDE

MINIMUM CLEARANCE

FRONT	1.5 ft.
TOP	15 in.
REAR	N/A
LEFT	3.5 ft.
RIGHT	1 ft.



BASIC SYSTEM

- ☒ SLUMP TANK
- ☒ AERATION TRAYS
- ☒ BLOWER
- ☒ AIR PRESSURE GAGE
- ☒ DEMISTER PAD
- ☒ PIPING
- ☒ SPRAY NOZZLE
- ☒ WATER LEVEL SIGHT TUBE
- ☒ GASKETS
- ☒ LATCHES
- ☒ FRAME

OPTIONAL ITEMS

- ☐ DISCHARGE PUMP
- ☐ FEED PUMP
- ☐ ADDITIONAL BLOWER
- ☐ EXP MOTORS
- ☐ BLOWER START/STOP PANEL
- ☒ CONTROL PANEL
- ☒ MAIN DISCONNECT SWITCH
- ☐ IS COMPONENTS/REMOTE MOUNT
- ☐ INTERMITTENT OPERATION
- ☐ STROBE LIGHT
- ☐ ALARM HORN
- ☒ POWER LOSS INDICATOR
- ☒ LOW AIR PRESSURE ALARM SWITCH
- ☒ HIGH WATER LEVEL ALARM SWITCH
- ☒ DISCHARGE PUMP LEVEL SWITCH
- ☒ WATER PRESSURE GAGES
- ☒ DIGITAL WATER FLOW INDICATOR
- ☒ AIR FLOW METER
- ☒ TEMPERATURE GAGES
- ☒ LINE SAMPLING PORTS
- ☒ AIR BLOWER SILENCER
- ☒ WASHER WAND
- ☐ AUTO DIALER

NOTE:

1. DRAWING REPRESENTS A UNIT TYPICAL TO THE SPECIFICATION YOU REQUESTED. MINOR CHANGES MAY RESULT IN THE MANUFACTURING PROCESS

CONNECTION INFORMATION

ITEM	SIZE
GRAVITY DISCHARGE	3 in. Ø FEMALE SLIP JOINT, PVC80
DISCHARGE PUMP	2 in. Ø FEMALE SLIP JOINT, PVC80
WATER INLET	2 in. Ø FEMALE SLIP JOINT, PVC80
AIR EXHAUST NOZZLE	8 in. Ø RING

NORTH EAST ENVIRONMENTAL PRODUCTS, INC.
17 TECHNOLOGY DRIVE
WEST LEBANON, NH 03784
(603) 256-7061

TOLERANCES
UNLESS
OTHERWISE
SPECIFIED
± 1 in.

DRAWING NAME: **2641**

DRAWING #: 394447

DRAWN: C/JG

CUSTOMER: Research Triangle Institute

DATE: 3/22/94

SCALE: SIZE: A

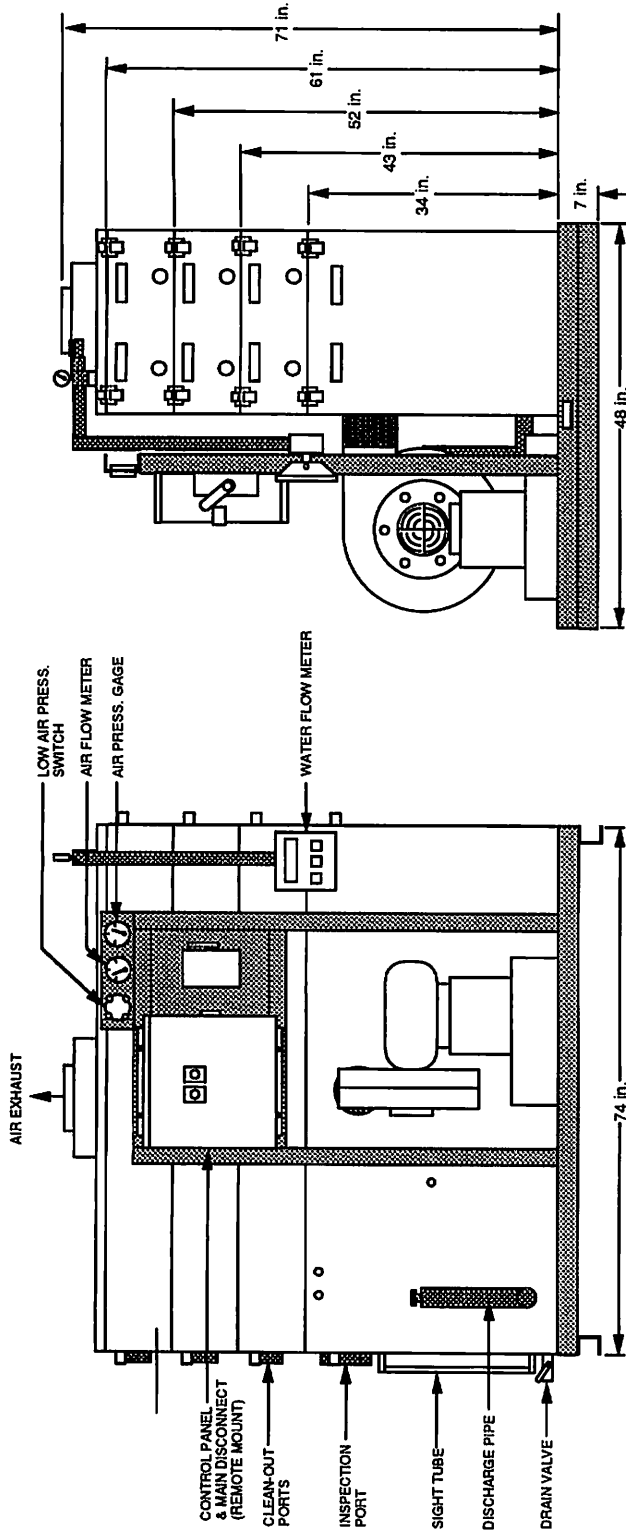
SHEET: OF :

FRONT

RIGHT SIDE

MINIMUM CLEARANCE

FRONT	1.5 ft.
TOP	15 in.
REAR	N/A
LEFT	3.5 ft.
RIGHT	1 ft.



BASIC SYSTEM

- ✓ SUMP TANK
- ✓ AERATION TRAYS
- ✓ BLOWER
- ✓ AIR PRESSURE GAGE
- ✓ DEMISTER PAD
- ✓ PIPING
- ✓ SPRAY NOZZLE
- ✓ WATER LEVEL SIGHT TUBE
- ✓ GASKETS
- ✓ LATCHES
- ✓ FRAME

OPTIONAL ITEMS


- DISCHARGE PUMP
- FEED PUMP
- ADDITIONAL BLOWER
- EXP. MOTORS
- BLOWER START/STOP PANEL
- CONTROL PANEL
- MAIN DISCONNECT SWITCH
- IS COMPONENTS/REMOTE MOUNT
- INTERMITTENT OPERATION
- STROBE LIGHT
- ALARM HORN
- POWER LOSS INDICATOR
- ✓ LOW AIR PRESSURE ALARM SWITCH
- ✓ HIGH WATER LEVEL ALARM SWITCH
- DISCHARGE PUMP LEVEL SWITCH
- ✓ WATER PRESSURE GAGES
- ✓ DIGITAL WATER FLOW INDICATOR
- ✓ AIR FLOW METER
- TEMPERATURE GAGES
- ✓ LINE SAMPLING PORTS
- ✓ AIR BLOWER SILENCER
- ✓ WASHER WAND
- ✓ AUTO DIALER

NOTE:

1. DRAWING REPRESENTS A UNIT TYPICAL TO THE SPECIFICATION YOU REQUESTED. MINOR CHANGES MAY RESULT IN THE MANUFACTURING PROCESS

CONNECTION INFORMATION

ITEM	SIZE
GRAVITY DISCHARGE	3 in. Ø FEMALE SLIP JOINT, PVC80
DISCHARGE PUMP	2 in. Ø FEMALE SLIP JOINT, PVC80
WATER INLET	2 in. Ø FEMALE SLIP JOINT, PVC80
AIR EXHAUST NOZZLE	8 in. Ø RING

 NORTH EAST ENVIRONMENTAL PRODUCTS, INC.
17 TECHNOLOGY DRIVE
WEST LEBANON, NH 03784
(603) 298-7661

TOLERANCES UNLESS OTHERWISE SPECIFIED ± 1 in.	DRAWING NAME: 2631
DRAWN: C.J.G.	DRAWING #: 394447
DATE: 3/22/94	CUSTOMER: Research Triangle Institute
SCALE:	SHEET: A
OF:	

POWER: 3Ø, 230volt, 4 WIRE and GROUND

*CONSULT N.E.E.P. FOR AMPACITIES AND
OTHER VOLTAGE OPTIONS

ShallowTray™

low profile air strippers

System Performance Estimate

Client & Proposal Information:

Jeff Reynolds
Research Triangle Institute
Site ID: 5040
394447

Model chosen: 2600
Water Flow Rate: 70.0 gpm ✓
Air Flow Rate: 600 cfm
Water Temp: 63.0 F
Air temp: 63.0 F
A/W Ratio: 64.1 cu. ft/ cu. ft
Safety Factor: None

Contaminant	Untreated Influent	Model 2611 Effluent Water Air(lbs/hr) % removal	Model 2621 Effluent Water Air(lbs/hr) % removal	Model 2631 Effluent Water Air(lbs/hr) % removal	Model 2641 Effluent Water Air(lbs/hr) % removal
c-1,2-Dichloroethylene	155 ppb	21 ppb 0.004692 86.7425%	3 ppb 0.005322 98.2424%	1 ppb 0.005392 99.7670%	<1 ppb 0.005426 99.9691%
Trichloroethylene	2500 ppb	307 ppb 0.076789 87.7212%	38 ppb 0.086208 98.4923%	5 ppb 0.087363 99.8149%	1 ppb 0.087504 99.9773%
Vinyl Chloride	1 ppb	<1 ppb 0.000033 95.3520%	<1 ppb 0.000035 99.7840%	<1 ppb 0.000035 99.9900%	<1 ppb 0.000035 99.9995%

This report has been generated by ShallowTray Modeler software version 1.4.1. This software is designed to assist a skilled operator in predicting the performance of a ShallowTray air stripping system. The software will accurately predict the system performance when both the equipment and the software are operated according to the written documentation and standard operation. North East Environmental Products, Inc. cannot be responsible for incidental or consequential damages resulting from the improper operation of either the software or the air stripping equipment. Report generated: 3/21/94

© Copyright 1992 North East Environmental Products, Inc. • 17 Technology Drive, West Lebanon, NH 03784
Voice: 603-298-7061 FAX: 603-298-7063 • All Rights Reserved.

ShallowTray™

low profile air strippers

System Performance Estimate

Client & Proposal Information:

Jeff Reynolds
Research Triangle Institute
Site ID: 5040
394447

Model chosen: 2600 ✓
Water Flow Rate: 30.0 gpm
Air Flow Rate: 600 cfm
Water Temp: 63.0 F
Air temp: 63.0 F
A/W Ratio: 149.6 cu. ft/ cu. ft
Safety Factor: None

Contaminant	Untreated Influent	Model 2611 Effluent Water Air(lbs/hr) % removal	Model 2621 Effluent Water Air(lbs/hr) % removal	Model 2631 Effluent Water Air(lbs/hr) % removal	Model 2641 Effluent Water Air(lbs/hr) % removal
c-1,2-Dichloroethylene	155 ppb	2 ppb 0.002296 98.7382%	<1 ppb 0.002326 99.9841%	<1 ppb 0.002326 99.9998%	<1 ppb 0.002326 100.0000%
Trichloroethylene	2500 ppb	27 ppb 0.037111 98.9311%	1 ppb 0.037502 99.9886%	<1 ppb 0.037516 99.9999%	<1 ppb 0.037517 100.0000%
Vinyl Chloride	1 ppb	<1 ppb 0.000015 99.8694%	<1 ppb 0.000015 99.9998%	<1 ppb 0.000015 100.0000%	<1 ppb 0.000015 100.0000%

This report has been generated by ShallowTray Modeler software version 1.4.1. This software is designed to assist a skilled operator in predicting the performance of a ShallowTray air stripping system. The software will accurately predict the system performance when both the equipment and the software are operated according to the written documentation and standard operation. North East Environmental Products, Inc. cannot be responsible for incidental or consequential damages resulting from the improper operation of either the software or the air stripping equipment. Report generated: 3/21/94

© Copyright 1992 North East Environmental Products, Inc. • 17 Technology Drive, West Lebanon, NH 03784
Voice: 603-298-7061 FAX: 603-298-7063 • All Rights Reserved.

ShallowTray™

low profile air strippers

System Performance Estimate

Client & Proposal Information:

Jeff Reynolds
Research Triangle Institute
Site ID: 5040
394447

Model chosen: 2600
Water Flow Rate: 50.0 gpm ✓
Air Flow Rate: 600 cfm
Water Temp: 63.0 F
Air temp: 63.0 F
A/W Ratio: 89.8 cu. ft/ cu. ft
Safety Factor: None

Contaminant	Untreated Influent	Model 2611 Effluent Water Air(lbs/hr) % removal	Model 2621 Effluent Water Air(lbs/hr) % removal	Model 2631 Effluent Water Air(lbs/hr) % removal	Model 2641 Effluent Water Air(lbs/hr) % removal
c-1,2-Dichloroethylene	155 ppb	8 ppb 0.003677 94.8504%	1 ppb 0.003852 99.7348%	<1 ppb 0.003876 99.9863%	<1 ppb 0.003877 99.9993%
Trichloroethylene	2500 ppb	116 ppb 0.059626 95.3987%	6 ppb 0.062377 99.7883%	<1 ppb 0.062521 99.9903%	<1 ppb 0.062527 99.9995%
Vinyl Chloride	1 ppb	<1 ppb 0.000025 98.8945%	<1 ppb 0.000025 99.9878%	<1 ppb 0.000025 99.9999%	<1 ppb 0.000025 100.0000%

This report has been generated by ShallowTray Modeler software version 1.4.1. This software is designed to assist a skilled operator in predicting the performance of a ShallowTray air stripping system. The software will accurately predict the system performance when both the equipment and the software are operated according to the written documentation and standard operation. North East Environmental Products, Inc. cannot be responsible for incidental or consequential damages resulting from the improper operation of either the software or the air stripping equipment. Report generated: 3/21/94

© Copyright 1992 North East Environmental Products, Inc. • 17 Technology Drive, West Lebanon, NH 03784
Voice: 603-298-7061 FAX: 603-298-7063 • All Rights Reserved.