

Exelon Generation Company, LLC
Braidwood Station
35100 South Route 53, Suite 84
Braceville, IL 60407-9619

www.exeloncorp.com

August 10, 2011
BW110085

U.S. Nuclear Regulatory Commission
Attn: Document Control Desk
Washington, D.C. 20555-0001

Braidwood Station, Unit 2
Facility Operating License No. NPF-77
NRC Docket No. STN 50-457

Subject: Braidwood Station, Unit 2 Steam Generator Tube Inspection Report for Refueling Outage 15

In accordance with Technical Specification 5.6.9, "Steam Generator (SG) Tube Inspection Report," Exelon Generation Company, LLC is reporting the results of the SG inspections that were completed during Braidwood Station, Unit 2 Refueling Outage 15 (A2R15). The attached report is also being submitted in accordance with the requirements of the American Society of Mechanical Engineers (ASME) Boiler and Pressure Vessel Code, 2001 Edition through 2003 Addenda, Section XI, "Rules for Inservice Inspection of Nuclear Power Plant Components," Article IWA-6000, "Records and Reports," and Paragraph II-890.2.3, "Reporting" of ASME Section V "Nondestructive Examination, Article 8 – Appendix II, "Eddy Current Examination of Nonferromagnetic Heat Exchanger Tubing," 2001 Edition through 2003 Addenda.

If there are any questions regarding this submittal, please contact Mr. Chris VanDenburgh, Regulatory Assurance Manager, at (815) 417-2800.

Respectfully,



Daniel J. Enright
Site Vice President
Braidwood Station

Attachment: Braidwood Station, Unit 2 Steam Generator Tube Inspection Report Refueling Outage 15

cc: NRC Regional Administrator, Region III
NRC Senior Resident Inspector – Braidwood Station
Illinois Emergency Management Agency – Division of Nuclear Safety

A047
NRR

**Exelon Generation Company, LLC
BRAIDWOOD STATION, UNIT 2
35100 South Rte. 53, Suite 84
Braceville, IL 60407**

COMMERCIAL OPERATION: October 17, 1988

STEAM GENERATOR TUBE INSPECTION REPORT

REFUELING OUTAGE 15 (A2R15)

April 2011

**Exelon Generation Company, LLC
200 Exelon Way
Kennett Square, PA 19348**

**Mailing Address
4300 Winfield Road
Warrenville, IL 60555**

TABLE OF CONTENTS

1.0	INTRODUCTION	1
2.0	SUMMARY	2
3.0	CERTIFICATIONS	4
3.1	Procedures/Examinations/Equipment	4
3.2	Personnel	5
4.0	EXAMINATION TECHNIQUES AND EXAMINATION SCOPE	6
4.1	Examination Techniques	6
4.2	Steam Generator Inspection Scope	8
4.3	Recording of Examination Data	9
4.4	Witness and Verification of Examination	9
5.0	EXAMINATION RESULTS	10
5.1	Indications Found	10
5.2	Other SG Inspection Results	13
6.0	RESULTS OF CONDITION MONITORING	14
6.1	AVB Wear	15
6.2	Pre-heater Baffle/TSP Wear	15
6.3	Foreign Object Wear	16
6.4	Axial Outside Diameter Stress Corrosion Cracking	16
6.5	Primary to Secondary Leakage Assessment	17
7.0	REPAIR SUMMARY	18
8.0	DOCUMENTATION	18
9.0	FIGURES/TABLES/ATTACHMENTS	19

1.0 INTRODUCTION

Braidwood Station, Unit 2, operates with four Westinghouse Model D-5 recirculating steam generators (SGs) in the four loop pressurized water reactor system. Each SG contains 4570 thermally treated Alloy-600 U-tubes that have a nominal outside diameter of 0.750 inches and a nominal thickness of 0.043 inches. The tubes are hydraulically expanded into the full depth of the tubesheet. The tubes are supported by stainless steel quatrefoil support plates (TSP's) and chrome plated Alloy-600 anti-vibration bars (AVB's). See Figure A.1 for a diagram of the D-5 Steam Generator tube support plate configuration.

Technical Specification (TS) 5.5.9.d provides the requirements for steam generator inspection frequencies. The TS requires that 100% of the Unit 2 tubes are to be inspected at sequential periods of 120, 90 and thereafter 60 effective full power months (EFPM). Additionally, inspect 50% of the tube by the outage nearest the mid-point of the period and the remaining 50% by the refueling outage nearest the end of the period. For Unit 2 during Refueling Outage 14 and subsequent operating cycle, if crack indications are found in any SG tube from 16.95 inches below the top of tubesheet on the hot leg side to 16.95 inches below the top of tubesheet on the cold leg side, then the next inspection for each SG for the degradation mechanism that caused the crack indication shall not exceed 24 EFPM or one refueling outage (whichever is less). A degradation assessment shall be performed to determine the specific inspection scope and inspection methods with the objective of detecting flaws of any type that may be present along the length of the tube.

During the start of Unit 2, Refueling Outage 15 Braidwood was at 14.11 EFPM within the first 60 EFPM period. Therefore, Braidwood's Refueling Outage 15 was the first outage within the 60 EFPM period.

In accordance with Braidwood Station TS 3.4.19, "Steam Generator (SG) Tube Integrity," TS 5.5.9, "Steam Generator (SG) Program," and American Society of Mechanical Engineers (ASME) Boiler and Pressure Vessel (B&PV) Code Section XI 2001 Edition through 2003 Addenda, IWB 2500-1, Examination Category B-Q, Item B16.20, SG eddy current examinations were performed during the Braidwood Station, Unit 2, Refueling Outage 15 (A2R15). All inspections were completed in accordance with TS 5.5.9.d.

The inspections were performed consistent with the Electric Power Research Institute (EPRI) "PWR Steam Generator Examination Guidelines: Revision 7," applicable interim guidance and Nuclear Energy Institute (NEI) 97-06, "Steam Generator Program Guidelines, Revision 2." The field inspection activities were conducted from April 18, 2011 through May 2, 2011 by the Westinghouse Electric Company LLC. The following inspections were performed during this outage (TS 5.6.9.a):

- 100% full-length bobbin coil eddy current examination of all SGs, excluding the row 1 and row 2 U-Bend region, which were inspected as part of the 25% Plus-Point program.
- 100% hot leg top of tubesheet (+4"/-18") +Point™ of in-service tubes identified as having increased residual stress

- 100% +Point™ inspection of the hot leg dents/dings > 3.0 volts and wear indications of in-service tubes identified as having increased residual stress
- 100% +Point™ inspection of the “corner” preheater expansions at TSP 02-C in the 2B, 2C, and 2D SGs
- +Point™ inspection of in-service tubes containing foreign object wear and re-sized with a qualified eddy current technique
- +Point™ inspection of in-service tubes around all tubes that were previously plugged due to foreign objects
- 25% hot leg top of tubesheet (+4”/-18”) +Point™ in all SGs
- 25% hot leg bulges ≥ 18 Volts and over expansions ≥ 1.5 mils within top 18 inches of the hot leg tubesheet, +Point™ in all SGs
- 25% row 1 and 2 U-bends +Point™ in all SGs. In addition to the 25% inspection, an additional thirty nine (39) tubes identified with manufacturing artifacts during the A2R14 Independent Qualified Data Analyst (IQDA) review were inspected
- 25% +Point™ inspection on the base population of hot leg dents/dings >3.0 volts and 100% of hot leg dent / ding >3 volts identified during the A2R15 inspection and does not exist in history
- 25% pre-heater baffle expansion +Point™ in all SGs
- 100% visual inspection of the previously installed and newly installed tube plugs in all SGs.

2.0 SUMMARY

The guidance in Revision 7 of the EPRI PWR Steam Generator Examination Guidelines (i.e., EPRI Guidelines and applicable interim guidance) was used during the inspection. A degradation assessment was performed prior to the inspection to ensure the proper EPRI Guidelines Appendix H, "Performance Demonstration for Eddy Current Examination," or Appendix I, "NDE System Measurement Uncertainties for Tube Integrity Assessments," qualified inspection techniques were used to detect any existing and potential modes of degradation. Each technique was evaluated to ensure that the detection and sizing capabilities are applicable to the Braidwood Station Unit 2 site-specific condition in accordance with the EPRI Guidelines. All data analysts were qualified to Appendix G, "Qualification of Eddy Current Examination Personnel for Analysis of Eddy Current Examination Data," of the EPRI Guidelines (i.e., Qualified Data Analyst (QDA)). All data analyst and acquisition personnel satisfactorily completed site-specific training and testing prior to beginning examinations. An independent QDA process control review was employed to randomly sample the data to ensure that the analysis resolution process was properly performed and that the field calls were properly reported. An analysis feedback process was implemented that required the data analysts to review their missed calls and overcalls on a daily basis.

The modes of tube degradation found during A2R15 were Anti-Vibration Bar (AVB) wear, pre-heater tube support plate wear, secondary side foreign object wear and axial outside diameter stress corrosion cracking (ODSCC).

Prior to the steam generator inspection, on April 13, 2011 the NRC approved Braidwood Technical Specification Amendment 166. This amendment allowed that during Braidwood Station, Unit 2, refueling outage fifteen, (i.e., A2R15), and subsequent operating cycle, tubes with service-induced flaws located greater than 16.95 inches below the top of tubesheet do not require plugging or repair. Tubes with service-induced flaws located in the portion of the tube from the top of tubesheet to 16.95 inches below

the top of tubesheet shall be plugged or repaired upon detection. During the Braidwood Station, Unit 2, refueling outage fifteen, no service-induced flaws were identified within the portion of tube from the top of tubesheet to the inspection depth of 18 inches below the top of tubesheet.

As a result of the eddy current inspection of the SGs, a total of thirty (30) tubes were removed from service by mechanical tube plugging. Of the thirty (30) tubes removed from service, five (5) tubes were plugged due to having AVB wear greater than or equal to the 40% through wall (TW) Technical Specification 5.5.9.c.1 acceptance criteria, one (1) tube was plugged due to having pre-heater wear greater than or equal to the 40% through wall (TW) Technical Specification 5.5.9.c.1 acceptance criteria, one (1) tube was preventatively plugged due to having pre-heater wear which was below the 40% through wall (TW) Technical Specification 5.5.9.c.1 acceptance criteria, seventeen (17) tubes were preventatively plugged due to having wear from secondary side foreign objects, which were below the 40% through wall (TW) Technical Specification 5.5.9.c.1 acceptance criteria, one (1) tube was plugged due to having wear from secondary side foreign objects, which was equal to the 40% through wall (TW) Technical Specification 5.5.9.c.1 acceptance criteria, one (1) tube was plugged upon detection of axial outside diameter stress corrosion cracking (ODSCC), and four (4) tubes were preventatively plugged due to potential secondary side foreign objects.

Pursuant to EPRI Steam Generator Examination Guideline Section 3.7, "Classification of Sample Plan Results," the results of the inspection were classified as inspection category C-2 for all SGs. There were no scanning limitations during the examinations.

Table 2.1 provides the tube plugging levels for each SG. Table 2.2 provides the total number of tubes plugged during A2R15 by degradation mode

Table 2.1
Equivalent Tube Plugging Level (TS 5.6.9.f & TS 5.6.9.h)

	SG 2A	SG 2B	SG 2C	SG 2D	Total
Tubes Previously Plugged	83	54	66	26	229
Tubes Plugged in A2R15	12	7	2	9	30
Total Tubes Plugged	95	61	68	35	259
Total Tubes Plugged (%)*	2.08%	1.33%	1.49%	0.77%	1.42%

* Each SG contains 4570 tubes

Table 2.2
Tubes Plugged During A2R14 (TS 5.6.9.e)

	SG 2A	SG 2B	SG 2C	SG 2D	Total
AVB Wear	3	1	1	0	5
Pre-Heater Wear	0	0	1	1	2
Foreign Object Wear	5	6	0	7	18
Axial ODSCC	0	0	0	1	1
Preventative*	4	0	0	0	4
A2R15 Plugging Totals	12	7	2	9	30

* Tubes preventatively plugged to bound non-retrievable foreign objects.

3.0 CERTIFICATIONS

3.1 Procedures/Examinations/Equipment

- 3.1.1 The examination and evaluation procedures used during the eddy current inspection were approved by personnel qualified to Level III in accordance with the 1995 Edition of the American National Standards Institute (ANSI)/ASNT CP-189, "ASNT Standard for Qualification and Certification of Nondestructive Testing Personnel", the 1991 Edition of the American National Standards Institute (ANSI)/ASNT CP-189 and the 1984 Edition of the American Society for Nondestructive Testing (ASNT) Recommended Practice SNT-TC-1A, "Personnel Qualification and Certification in Nondestructive Testing". Exelon Generation Company, LLC (EGC) procedure ER-AP-335-039, "Multifrequency Eddy Current Data Acquisition of Steam Generator Tubing," Revision 8 and EGC Procedure ER-AP-335-040, "Evaluation of Eddy Current Data for Steam Generator Tubing," Revision 6, were used for data acquisition and analysis.
- 3.1.2 The examinations, equipment, procedures and personnel were in compliance with the following requirements: the EGC and Westinghouse Quality Assurance Programs for Inservice Inspection; Braidwood Station Technical Specification 5.5.9; 2001 Edition through 2003 Addenda of ASME Boiler and Pressure Vessel Code Sections XI, "Rules for Inservice Inspection of Nuclear power Plant Components," and Section V, "Nondestructive Examination"; EPRI PWR SG Examination Guidelines, Revision 7; and NEI 97-06, "Steam Generator Program Guidelines," Revision 2.
- 3.1.3 Certification packages for examiners, data analysts and equipment are available at Braidwood Station. Tables A.1 and A.2 of Attachment A lists all personnel who performed, supervised, or evaluated the data during this SG inservice inspection.
- 3.1.4 CoreStar International Corporation OMNI-200™ Remote Data Acquisition Units (RDAUs) with Westinghouse ANSER 8.4.3 Revision 378 computer software was used to acquire the eddy current data. Analysis was performed with Westinghouse ANSER 8.4.3 Revision 533 computer software.
- 3.1.5 The bobbin coil examinations of the SGs were performed with 0.610 inch diameter bobbin coil eddy current probes. For low row U-Bend tubing, 0.590 inch diameter probes were utilized where there was difficulty using the 0.610 inch diameter probe.
- 3.1.6 The top of tubesheet, tubesheet region, baffle plate expansion, and special interest rotating coil examinations were performed with a 0.610 inch diameter three coil rotating +Point™ probe that contained a plus-point coil, a 0.115 inch diameter pancake coil and a 0.080 inch diameter pancake coil.
- 3.1.7 The rotating coil examinations in the U-Bend region were performed with a 0.580 inch diameter rotating +Point™ probe.

3.2 Personnel

- 3.2.1 The personnel who performed the SG eddy current inspections were qualified to Level I and Level II certification in accordance with the 1995 Edition of ANSI/ASNT CP-189, "ASNT Standard for Qualification and Certification of Nondestructive Testing Personnel". For personnel with current certification to a prior code year, the 1984 Edition of the ASNT Recommended Practice SNT-TC-1A, "Personnel Qualification and Certification in Nondestructive Testing." The Level I personnel performed the inspections under the direct supervision of Level II or Level III personnel. A list of the certified eddy current personnel who performed data acquisition for the examination is contained in Table A.1 of Attachment A.
- 3.2.2 The personnel who performed the SG eddy current data analysis were qualified to a minimum of Level II, with special analysis training (i.e., Level IIA) in accordance with the 1995 Edition of ANSI/ASNT CP-189, "ASNT Standard for Qualification and Certification of Nondestructive Testing Personnel." For personnel with current certification to a prior code year, the 1984 Edition of the ASNT Recommended Practice SNT-TC-1A, "Personnel Qualification and Certification in Nondestructive Testing." A list of the certified eddy current personnel who performed data analysis for the examination is contained in Table A.2 of Attachment A.
- 3.2.3 All eddy current data analysts were qualified in accordance with EPRI Guidelines Appendix G for Qualified Data Analysts (QDAs). In addition, all data analysts were trained and tested in accordance with a site specific performance demonstration program in both the bobbin coil and +Point™ inspection data analysis. Resolution analysts were also trained and tested specifically for the performance of data resolution. All analysts were required to achieve a minimum score of 80% Probability of Detection (POD) with a 90% minimum confidence level on the practical examination, and a minimum score of 80% on the written examination prior to analyzing data.
- 3.2.4 All SG eddy current data acquisition personnel were trained and tested in accordance with a site specific performance demonstration program. The data acquisition operators were required to achieve a written test score of 80% or greater prior to acquiring data.
- 3.2.5 The SG eddy current analysis was subject to two independent analyses. Mistras, MIS, Infeneddy and MoreTech companies performed primary analysis of all data. NDE Technology, Mistras, Westinghouse and Tricen companies, different than those used on primary analysis, performed secondary analysis of all data. Discrepancies between the two parties required Level III concurrence between both parties for the final resolution.
- 3.2.6 Two independent SG eddy current Level III QDA's were employed to serve as process control reviewers, in accordance with EPRI Guidelines. The Independent Level III QDA's randomly sample the data to ensure the

resolution process was properly performed and that the field calls were properly reported. The Independent Level III QDA's also provided data acquisition oversight to ensure that the data collection process was in compliance with appropriate procedures, that all essential variables were set in accordance with the applicable Examination Technique Specification Sheet (ETSS) and to provide a data quality check of acquired data. The Independent Level III QDA's reported directly to the EGC Level III Analyst.

- 3.2.7 Personnel qualified as data analysts performed real time data quality verifications.

4.0 EXAMINATION TECHNIQUES AND EXAMINATION SCOPE

All SG eddy current examination techniques used were qualified in accordance with Appendix H or Appendix I of the EPRI PWR SG Examination Guidelines. Each examination technique was evaluated to be applicable to the tubing and conditions of the Braidwood Station, Unit 2 SGs.

4.1 Examination Techniques (TS 5.6.9.c)

- 4.1.1 The bobbin coil examinations were performed with a 0.610 inch diameter bobbin coil eddy current probe as described in Section 3.1.5. For low row U-Bend regions where there was difficulty using the 0.610 inch diameter probe to traverse the U-Bend region, a 0.590 inch diameter probe was utilized. The nominal probe inspection speed was 40 inches per second for rows 5 through 49 and 24 inches per second for rows 1 through 4 depending on tube conditions. Sufficient sampling rates were used to maintain a minimum of 33 samples per inch. The bobbin coil probes were operated at frequencies of 550 kHz, 300 kHz, 130 kHz, and 20 kHz operating in the differential and absolute test modes. In addition, suppression mixes were used to enhance the inspection. These mixes were as follows: 550/130 kHz differential mix, a 550/300/130 kHz differential mix, and a 300/130 kHz absolute mix.
- 4.1.2 The +Point™ examinations at the top of tubesheet, within the tubesheet, pre-heater baffle plate expansion transition regions, dents/dings and special interest locations were performed with a 0.610 inch diameter three coil +Point™ eddy current probe as described in Section 3.1.6. The nominal probe speed was 0.7 inches per second and 0.1 inches per second for the examination of dent and dings. For the tube expansion regions and special interest regions a sampling rate was used to maintain a minimum of 30 samples per inch in the circumferential direction and 30 samples per inch in the axial direction. For the dent/ding regions a sampling rate was used to maintain a minimum of 30 samples per inch in the circumferential direction and 30 samples per inch in the axial direction. The rotating probes were operated at frequencies of 300 kHz, 200 kHz, 150 kHz, 100 kHz and 20 kHz. In addition to the four base frequencies, four process channels were used to display circumferential indications in the positive trace and to provide a suppression mix for the support plates.

- 4.1.3 The +Point™ examinations within the low row U-Bend regions were performed with a 0.580 inch diameter +Point™ eddy current probe as described in Section 3.1.7. Nominal probe speed was 0.4 inches per second. A sampling rate was used to maintain a minimum of 30 samples per inch in the circumferential direction and 30 samples per inch in the axial direction. The rotating probes were operated at frequencies of 400 kHz, 300 kHz, 150 kHz and 20 kHz. In addition to the four base frequencies, four process channels were used to display circumferential indications in the positive trace and to provide a suppression mix for the anti-vibration bars.
- 4.1.4 The eddy current calibration standards used for the bobbin coil and +Point™ inspections met the requirements of the EPRI PWR Steam Generator Examination Guidelines, Revision 7 and Sections V and XI of the ASME Boiler and Pressure Vessel Code, 2001 Edition through 2003 Addenda.
- 4.1.5 The SG eddy current examination techniques used during this inspection were equivalent to the EPRI Appendix H or Appendix I techniques listed in Table 4.1 below. Each ETSS was evaluated and determined to be applicable to the site conditions.

TABLE 4.1
EPRI APPENDIX H/APPENDIX I TECHNIQUES

EPRI Technique ETSS	ETTS Revision	Probe	Description
96004.3	13	Bobbin	AVB/Pre-Heater/TSP/Foreign Object Wear/Freespan Flaws
96043.2	1	Bobbin	Single Land TSP Wear
27091.2	0	Bobbin	Foreign Object Wear/Freespan Flaws
I28425	3	+Point™	Axial ODSCC Detection at Top of Tubesheet/ Expansion Transition Regions/Broached TSPs/Dent/ Ding
I28432	2	+Point™	Axial ODSCC Sizing at Top of Tubesheet/Expansion Transition Regions/Broached TSPs/Dent/Dings
96910.1	10	+Point™	Tapered TSP Wear/Foreign Object Wear/Free Span Volumetric Indications
96005.2	9	Bobbin	Freespan Pitting
21998.1	4	+Point™	Foreign Object Wear/Freespan Flaw Sizing
20511.1	8	+Point™	Axial PWSCC at TTS Expansion/Tubesheet/ Pre-Heater Expansion/Deplugged Tube
20510.1	7	+Point™	Circumferential PWSCC at TTS Expansion/ Tubesheet/Pre-Heater Expansion/Dent /Ding/ Deplugged Tube
I28424	3	+Point™	Axial ODSCC Detection at Sludge Pile Region/ Drilled TSPs/Baffle Expansions
I28431	2	+Point™	Axial ODSCC Sizing at Sludge Pile Region/Drilled TSPs/Baffle Expansions
21410.1	6	+Point™	Circumferential ODSCC at TTS Expansion/Dent/ Ding/ Pre-Heater Expansion
22401.1	4	+Point™	Axial ODSCC at Dent/Ding
96511.1	16	+Point™	Axial and Circumferential PWSCC at Low Row U-Bend
96703.1	17	+Point™	Axial PWSCC at Dent/Ding
I28413	3	Bobbin	Axial ODSCC Detection at Sludge Pile/Freespan/ Broached TSP
I28411	3	Bobbin	Axial ODSCC Detection at Drilled TSP

PWSCC – Primary Water Stress Corrosion Cracking
ODSCC – Outer Diameter Stress Corrosion Cracking
TSP – Tube Support Plate
TTS – Top of Tubesheet
AVB – Anti-Vibration Bar

4.2 Steam Generator Inspection Scope (TS 5.6.9.a)

- 4.2.1 100% of the tubes in all four SGs were inspected full length, with a bobbin coil probe as described in Section 4.1.1, with the exception of the Row 1 and Row 2 U-Bend region where a 25% sample was performed with a +Point™ probe as described in Section 4.1.3.
- 4.2.2 25% of the tubes in all four SGs were inspected in the hot leg tubesheet region from 4 inches above the top of tubesheet expansion transition to 18 inches below the top of tubesheet with a +Point™ probe as described

in Section 4.1.2. This population included 25% of the hot leg bulges ≥ 18 volts and over expansions ≥ 1.5 mils within the top 16.95 inches of the hot leg tubesheet.

- 4.2.3 100% of the tubes identified in all four SGs as having increased residual stress (total of 71 -2 sigma tubes) were inspected in the hot leg tubesheet region from 4 inches above the top of tubesheet expansion transition to 18 inches below the top of tubesheet with a +Point™ probe as described in Section 4.1.2. Additionally, all hot leg dents/dings > 3.0 volts, (total of 2 indications) and any wear indications (total of 1) identified in these tubes were inspected with a +Point™ probe as described in Section 4.1.2.
- 4.2.4 25% of the pre-heater baffle plate expansion transitions (+/- 3 inches) in all SGs were inspected with a +Point™ probe at baffle plates 02C and 03C as described in Section 4.1.2. Additional pre-heater baffle plate expansion transitions (+/- 3 inches) were inspected in the 2B, 2C and 2D SGs with a +Point™ probe as described in Section 4.1.2, at baffle plate 02C in the outer peripheral tubes near the flow blocking region of the pre-heater. This location has historically been known as an area where secondary side foreign objects may collect due to the flow conditions in the region.
- 4.2.5 25% of the hot leg dents/dings > 3.0 volts based on bobbin inspection results, were inspected (+/- 3 inches) in all four SGs with a +Point™ probe as described in Section 4.1.2.
- 4.2.6 25% of the Row 1 and Row 2 U-Bends in all four SGs were inspected from the top support plate on the hot leg side to the top support plate on the cold leg side with a +Point™ probe as described in Section 4.1.3.
- 4.2.7 Diagnostic examinations were conducted on non-quantifiable indications that were detected by the bobbin coil examination. Diagnostic examinations were also conducted on tubes in the vicinity of potential foreign objects in order to determine the extent of tubes potentially affected by the objects. These examinations were performed with a +Point™ as discussed in Section 4.1.2.
- 4.2.8 See Attachment B for tubesheet maps detailing the inspection scopes for each SG.

4.3 Recording of Examination Data

The eddy current data and analysis results were recorded on hard drives. The data was then loaded into the Westinghouse Eddy Current Data Management System, "ST Max" Version 1.27.02. This system was used to track the completion of the examinations and was used to generate the final SG eddy current report summaries.

4.4 Witness and Verification of Examination

SG eddy current inspections were witnessed and/or verified by the Authorized Nuclear Inservice Inspectors, Mr. L. Malabanan and Mr. M. Bosnich of the

5.0 EXAMINATION RESULTS

5.1 Indications Found (TS 5.6.9.b)

- 5.1.1 Anti-Vibration Bar (AVB) Wear – Tube degradation was found during bobbin coil examination in the U-Bend region due to fretting of Anti-Vibration Bars on the outer surface of the tube. A total of 927 indications were reported. The EPRI Appendix H bobbin coil technique 96004.3, Revision 13 was utilized for depth sizing of all AVB wear. The largest indication was 45% TW. Five tubes had an indication of AVB wear greater than or equal to 40% TW and were removed from service by mechanical tube plugging. Table 5.1.1 provides a summary of AVB wear degradation. Refer to Attachment B.5 for detailed locations and sizing for all AVB wear indications.

Table 5.1.1
A2R15 AVB Wear Summary

	SG 2A	SG 2B	SG 2C	SG 2D
	Ind.	Ind.	Ind.	Ind.
<20% TW	194	51	112	93
20-39% TW	188	54	144	86
>= 40% TW	3	1	1	0
TOTAL	385	106	257	179

- 5.1.2 Foreign Object Wear – EPRI Appendix H +Point™ coil sizing technique 21998.1, Revision 4 was used to size indications of secondary side foreign object wear identified during A2R15. A total of 28 indications of secondary side foreign object wear were identified in 27 tubes. The indications ranged from 4% TW to 40% TW. Nine indications had been identified in previous outages and were allowed to remain in service based on being below the TS plugging limit and visual verification that the object(s) that had caused the wear were no longer present. Inspection of these locations during A2R15 confirmed that these wear indications had not grown since originally identified, therefore the tubes remain in service.

One tube (R49-C53) in SG 2B was identified during A2R15 that contained an indication indicative of secondary side foreign object wear just above the tubesheet on the cold leg side. The area where the above wear indication occurred was accessible for visual inspection during A2R15. Secondary side visual inspections did not identify any foreign objects in contact with the affected tube or in the vicinity of the affected tube. The tube was adjacent to other tubes that contained foreign object wear indications. The inservice tubes surrounding the above tube was inspected with +Point™. No additional tube wear or evidence that a foreign object remains in the area was identified. Since the secondary side foreign object that caused the tube wear was no longer present and the tube wear indication was less than the TS plugging limit the tube was allowed to remain in service.

Table 5.1.2 provides a summary of the tubes that contain indication of secondary side foreign object wear as identified during A2R15.

**Table 5.1.2
A2R15 Foreign Object Wear Summary**

SG	Row	Col	Location		NDE Depth	Comment
2A	8	86	TSP 07H	-0.74	10%	Location Not accessible - Tube Plugged/Stabilized
2A	10	51	TSP 07H	-0.96	11%	Location Not accessible - Tube Plugged/Stabilized
2A	11	51	TSP 07H	-1.01	31%	Location Not accessible - Tube Plugged/Stabilized
2A	11	50	TSP 07H	-0.67	16%	Location Not accessible - Tube Plugged/Stabilized
2A	30	53	TSP 01H	0.55	4%	Historical – No Change – Object No Longer Present
2A	30	84	TSP 09H	0.82	39%	Location Not accessible - Tube Plugged/Stabilized
2A	31	52	TSP 01H	0.43	28%	Historical – No Change – Object No Longer Present
2A	32	53	TSP 01H	0.36	13%	Historical – No Change – Object No Longer Present
2A	42	22	TSP 02C	0.72	12%	Historical – No Change – Object No Longer Present
2B	6	8	TSP 05H	-0.8	21%	Location Not accessible - Tube Plugged/Stabilized
2B	7	22	TSP 07H	-0.64	20%	Location Not accessible - Tube Plugged/Stabilized
2B	15	7	TSP 07H	-0.7	16%	Location Not accessible - Tube Plugged/Stabilized
2B	24	68	TSP 05H	-0.79	24%	Location Not accessible - Tube Plugged/Stabilized
2B	29	95	TSP 05H	-0.74	22%	Location Not accessible - Tube Plugged/Stabilized
2B	32	56	TSP 05H	-0.7	15%	Location Not accessible - Tube Plugged/Stabilized
2B	49	51	TSC	0.61	23%	Historical – No Change – Object No Longer Present
2B	49	52	TSC	0.96	33%	Historical – No Change – Object No Longer Present
2B	49	52	TSC	0.44	24%	Historical – No Change – Object No Longer Present
2B	49	53	TSC	0.46	16%	Verified Object Not Present During A2R15
2D	7	61	TSP 08H	-0.83	40%	Location Not accessible - Tube Plugged/Stabilized
2D	13	76	TSP 05H	-0.64	38%	Location Not accessible - Tube Plugged/Stabilized
2D	17	72	TSP 09H	-0.02	20%	Location Not accessible - Tube Plugged/Stabilized
2D	31	48	TSP 01H	0.43	19%	Historical – No Change – Object No Longer Present
2D	36	61	TSH	0.02	13%	Historical – No Change – Object No Longer Present
2D	43	86	TSP 07H	-0.7	21%	Location Not accessible - Tube Plugged/Stabilized
2D	44	73	TSP 08H	0.57	23%	Location Not accessible - Tube Plugged/Stabilized
2D	47	74	TSP 07H	-0.61	16%	Location Not accessible - Tube Plugged/Stabilized
2D	47	75	TSP 07H	-0.51	28%	Location Not accessible - Tube Plugged/Stabilized

All newly identified indications of secondary side foreign object wear received additional +Point™ inspection of the surrounding tubes to make certain that the wear region was adequately bounded. Additional +Point™ inspection was performed on tubes surrounding historical secondary side foreign objects that could not be confirmed in its originally identified location to ensure that no wear occurred due to the migration of the part. Furthermore, during A2R15 the in service tubes adjacent to historical secondary side foreign objects received additional bobbin data review by the Independent QDA to provide assurance that the objects have not caused damage to in service tubes. As shown in Table 5.1.2 above, tubes that contained indications of secondary side foreign object

wear in regions that were not accessible for visual inspection were conservatively stabilized through the region of wear and plugged regardless of the flaw size.

Refer to Attachment B.4 for detailed locations and sizing for all foreign object wear indications.

- 5.1.3 Pre-heater Wear – Tube degradation was found in six tubes that was attributable to pre-heater baffle/tube support plate wear. The depth of the pre-heater wear ranged from 4% TW to 41% TW. The depth was measured by either EPRI Appendix H qualified bobbin coil technique 96004.3, Revision 13 if the wear was at a drilled hole support, or bobbin coil technique 96043.2, Revision 1 if the wear was at a quatrefoil hole support location. One tube had an indication of pre-heater wear greater than 40% TW and therefore was stabilized and removed from service by mechanical tube plugging. Additionally, one tube that contained an indication of pre-heater wear less than 40% TW was conservatively removed from service by mechanical tube plugging.

Table 5.1.3 provides a summary of the tubes that contain indication of pre-heater wear as identified during A2R15.

**Table 5.1.3
A2R15 Pre-Heater Wear Summary**

SG	Tube	Loc	Wear Type	NDE Depth
2B	47-39	03C	Drill Hole	4%
2B	47-41	03C	Drill Hole	4%
2B	49-49	05C	Drill Hole	4%
2C	49-65	07C	Single Land	41%
2D	49-53	07C	Single Land	18%
2D	49-63	07C	Single Land	38%

Refer to Attachment B.6 for detailed locations and sizing for all pre-heater wear indications.

- 5.1.4 Axial Outside Diameter Stress Corrosion Cracking (ODSCC) – Tube degradation that was attributable to axial ODSCC was found in one low row (R2-C35) tube that contained a U-Bend off-set signature indicative of a tube containing high residual stress. A total of three indications were reported in the affected tube. The third, seventh, and ninth hot leg support plates each contained one indication at a single quatrefoil land. The EPRI Appendix I Technique I28432, Revision 2 was utilized for depth sizing of all axial ODSCC indications. Refer to Table 5.1.4 and Attachment B.7 for detailed sizing and location for all axial ODSCC indications.

Table 5.1.4
A2R15 TSP ODSCC Sizing SG 2D Tube Row 2 Col 35

Parameter	TSP 03H	TSP 07H	TSP 09H
Max Plus-Point Voltage (Vpp)	0.22v	0.25v	0.30v
Max Depth from ETSS Profiling	36.3%	30.8%	48.3%
Axial Length from Depth Profiling	0.84"	0.26"	0.87"

5.2 Other SG Inspection Results

5.2.1 Inspection of Tubes that Potentially Contain Higher Residual Stress – Prior to the start of A2R15, Braidwood had 71 high row (rows 10 – 49) tubes inservice that were previously screened as potentially containing higher residual stress (-2 sigma tubes). This screening was performed in response to a fabrication anomaly that was found at another plant containing thermally treated Alloy-600 tubing, which was linked to the development of stress corrosion cracking of the tubes at the support plate intersections. The following inspections were performed during A2R15 on the 71 tubes that could potentially contain higher residual stress:

- Full Length bobbin coil inspection as described in Section 4.1.1.
- Hot leg tubesheet inspection (+ 4 inches to – 18 inches) with a +Point™ probe as described in Section 4.1.2.
- Inspection of all hot leg dents and dings > 3.0 volts with a +Point™ probe as described in Section 4.1.2. (Note: Two indications met this criteria in these tubes).
- Inspection of all wear indications with a +Point™ probe as described in Section 4.1.2. (Note: One indication met this criteria in these tubes.)

No indications of stress corrosion cracking were identified in the inspection scope as described above.

5.2.2 Tubesheet Region Inspection Results – 25% of the tubes in all four SGs were inspected in the hot leg tubesheet region from 4 inches above the top of tubesheet expansion transition to 18 inches below the top of tubesheet with a +Point™ probe as described in Section 4.1.2. This population included 25% of the hot leg bulges > 18 volts and over expansions > 1.5 mils within the top 16.95 inches of the hot leg tubesheet. No indications of stress corrosion cracking were identified in this inspection scope.

During A2R15 all hot leg and cold leg tubes were monitored for tube slippage within the tubesheet region in accordance with industry developed guidance. Tube axial displacement (slippage) monitoring was performed to ensure tubes had not severed within the tubesheet in regions of the tubesheet that were not required to be inspected with +Point™. No tubes were identified as having tube slippage during A2R15 (TS 5.6.9.I).

5.2.3 Visual Inspection of Installed Tube Plugs – All previously installed tube plugs were visually inspected for signs of degradation and leakage. In addition, all plugs installed during this outage (A2R15) were also visually

inspected and the installation parameters were reviewed for acceptable installation. No anomalies were found.

- 5.2.4 Attachment B contains a tube list with location and orientation of all imperfections that contain measurable through wall depth that were found during the A2R15 eddy current inspection (TS 5.6.9.d).
- 5.2.5 Visual inspections of the secondary side moisture separator region of the 2B SG was performed during the A2R15 outage. The inspections were performed in accordance with Westinghouse procedure MRS-SSP-1323-CBE/CDE, "Model D-5 SG Steam Drum and Auxiliary Feedwater Nozzle/Piping Inspection at Byron Station, Unit 2, and Braidwood Station, Unit 2," Revision 3. This was a follow-up inspection of the 2B SG based on erosion of the moisture separator tangential nozzles, downcomer barrels and swirl vanes being identified during the previous outages (A2R13 and A2R14), refer to the previous Braidwood Unit 2 Thirteenth and Fourteenth Refueling Outage Steam Generator Inservice Inspection Summary Report, dated November 11, 2008 and January 27, 2010 respectively.

During the A2R15 inspection ultrasonic thickness measurements were taken of the eroded areas, with an emphasis on reinspection of the areas identified as eroded in the 2B SG during the previous A2R13 and A2R14 inspections. Continued erosion of the components was identified during A2R15 in the 2B SG, while no indications of through wall erosion were identified. The bounding wear measurement in the 2B SG showed a maximum wall loss of 51% as compared to the original manufacturing nominal value. An analysis was performed that determined that in the eroded areas significant margin remained prior to the erosion penetrating through wall and affecting SG performance or possibly generating loose parts. The erosion in the affected areas was not projected to penetrate through wall, create loose parts, or impact SG performance prior to the next inspection of the region. Monitoring of the condition is planned over subsequent operating cycles in order to develop a degradation growth rate and take corrective actions if they become necessary.

6.0 RESULTS OF CONDITION MONITORING (TS 5.6.9.g)

A condition monitoring assessment was performed for each inservice degradation mechanism found during the A2R15 SG inspection. The condition monitoring assessment was performed in accordance with TS 5.5.9.a and NEI 97-06 using the EPRI Steam Generator Integrity Assessment Guidelines, Revision 3. For each identified degradation mechanism, the as-found condition was compared to the appropriate performance criteria for tube structural integrity, accident induced leakage and operational leakage as defined in TS 5.5.9.b. For each damage mechanism a tube structural limit was determined to ensure that SG tube integrity would be maintained over the full range of normal operating conditions and design basis accidents. This includes retaining a safety factor of 3.0 against burst under normal steady state full power operation primary to secondary pressure differential and a safety factor of 1.4 against burst under the limiting design basis accident pressure differential. The structural limits were also based on using the draft Regulatory Guide 1.121 methodology for uniform wall thinning of unlimited length using ASME Code minimum material

properties or the EPRI Steam Generator Degradation Specific Management Flaw Handbook, Revision 1 (Flaw Handbook).

Per the Integrity Assessment Guidelines, the burst pressure for structural integrity of volumetric wear scars and the ligament tearing pop-through pressure that can lead to large leakage events are coincident under certain conditions. These conditions are when the degradation meets the ASME Code uniform wall thinning burst equation using ASME Code minimum material properties or meeting the Flaw Handbook volumetric uniform wall thinning burst equation providing that the flaw can withstand the limiting axial force without separation failure. All volumetric degradation identified during the inspection met one or both of these criteria. Therefore, meeting the tube structural limit ensures that the leakage integrity is maintained.

For axial ODSCC degradation, an evaluation was performed to validate that the flaws meet the limiting conditions for tube burst. An additional evaluation was performed to ensure that the leakage performance criterion was satisfied. The structural and leakage integrity evaluations were performed in accordance with the Integrity Assessment Guidelines and the Flaw Handbook.

The as-found condition of each degradation mechanism found during the A2R15 outage was shown to meet the appropriate limiting structural integrity performance parameter with a probability of 0.95 at 50% confidence, including consideration of relevant uncertainties.

No tube pulls or in-situ pressure tests were required during A2R15.

Sections 6.1 through 6.4 provide a summary of the condition monitoring assessment for each degradation mechanism. Section 6.5 provides a primary to secondary leakage assessment as required by TS 5.6.9.j and TS 5.6.9.k.

6.1 AVB Wear

The largest AVB wear indication found during the A2R15 inspection was 45% TW as measured by the EPRI Appendix H qualified technique 96004.3, Revision 13. Considering technique and analyst uncertainties, the largest AVB wear indication found is corrected to 51.85% TW with a 0.95 probability at 50% confidence. This is below the AVB wear structural limit of 71.4% TW.

6.2 Pre-Heater Baffle/TSP Wear

The largest pre-heater baffle plate drilled hole wear indication found during the A2R15 inspection was 4% TW as measured by the EPRI Appendix H qualified technique 96004.3, Revision 13. Since the Braidwood A2R15 EPRI Appendix H Qualification report determined that the signal to noise ratio may influence detection of indications less than 15.5% TW based on the noise voltage and metallurgical depth, it was conservatively assumed at a 15.5% TW indication could be present but not detected. Therefore it was conservatively assumed that a 15.5% TW indication was the largest indication remaining in service. This is below the 0.75-inch baffle plate wear structural limit of 65.6% TW.

The largest single land TSP quatrefoil wear indication found during the A2R15 inspection was 41% TW as measured by the EPRI Appendix H qualified

technique 96043.2, Revision 1. Considering technique and analyst uncertainties, the largest single land TSP wear indication found is corrected to 45.87% TW with a 0.95 probability at 50% confidence. This is below the 1.12 inch TSP wear structural limit of 60.7% TW.

6.3 Foreign Object Wear

The largest foreign object wear indication found during the A2R15 inspection was 40% TW as measured by the EPRI Appendix H qualified technique 21998.1, Revision 4. This flaw was 0.25 inches axially and 63 degrees circumferentially. Considering technique and analyst uncertainties, the foreign object wear is corrected to 58.16% TW with a 0.95 probability at 50% confidence. Since the wear is slightly over the freespan uniform wall thinning of unlimited length structural limit of 58.1%, the EPRI Steam Generator Degradation Specific Management Flaw Handbook, Revision 1 provides the methodology for the determination of structural limits and condition monitoring limits for various types of tube degradation. Following the Flaw Handbook methodology that discusses the structural limit for volumetric flaws of a given axial extent and limited circumferential extent (less than 135 degrees) the structural limit of 74.9% was determined which is significantly greater than the corrected 58.16% TW wear.

6.4 Axial Outside Diameter Stress Corrosion Cracking (ODSCC)

The largest axial ODSCC indication found during the A2R15 inspection had a maximum depth of 48.3% TW based on the EPRI Appendix I qualified technique I28432, Revision 2 axial depth profiling. The EPRI Steam Generator Degradation Specific Management Flaw Handbook, Revision 1 provides the methodology for the determination of structural limits and condition monitoring limits for various types of tube degradation. Following the Flaw Handbook methodology that discusses the correlations applicable to part-throughwall axial cracks, the structural limit was calculated for a part-throughwall axial flaw of 0.87 inch in length since this was the most limiting indication detected. The best estimate structural limit for a 0.87 inch long axial crack at 3 Δ PNO is a throughwall depth of 75.9%. This value however does not include various uncertainties. The condition monitoring (CM) limit which takes into account the uncertainties in the burst pressure correlation, material properties, and the non-destructive examination (NDE) results was determined to be 50.2%. The maximum depth of the indication at 9H was 48.3% from depth profiling and is less than the CM limit. Using a maximum depth to average depth ratio of 1.25 observed for axial ODSCC indications, the average depth of this indication is expected to be approximately 39%. Since the condition monitoring limit reported above for a 0.87 inch long axial crack is 50.2%, the average depth of the largest flaw is much smaller than the condition monitoring limit and therefore all three indications satisfy the condition monitoring criteria for burst strength.

Accounting for uncertainties, the 95/50 maximum profile depth for the limiting flaw is 68.5% TW which is less than the 82.6% TW maximum depth threshold for leakage at the limiting accident condition. Therefore, all flaws meet the leakage performance criterion. Flaw ligament tearing or pop-through is not predicted and leakage is not predicted at the limiting accident conditions.

Table 6.4 provides a summary of the condition monitoring limits for tubes that contain indication of axial ODSCC as identified during A2R15.

**Table 6.4
A2R15 Axial ODSCC CM Summary**

Location	3H	7H	9H
Max. Voltage	0.22	0.25	0.3
Length, inch	0.84	0.26	0.87
Max. Depth from Profile, %	36.3	30.8	48.3
Average Depth based on Max. Depth %	29.1	24.7	38.6
CM Limit at Profile Length, %	50.5	64.8	50.2
Profile Max. Depth at 95/50, %	56.6	51.1	68.5
Max. Depth Threshold for Leakage, %	82.9	93.9	82.6

6.5 Primary to Secondary Leakage Assessment (TS 5.6.9.j and TS 5.6.9.k)

Braidwood TS 5.6.9.j reporting requirement states:

"For Unit 2 following completion of an inspection performed in Refueling Outage 15 (and any inspections performed in the subsequent operating cycle), the operational primary to secondary leakage rate observed (greater than three gallons per day) in each steam generator (if it is not practical to assign the leakage to an individual steam generator, the entire primary to secondary leakage should be conservatively assumed to be from one steam generator) during the cycle preceding the inspection which is the subject of the report,"

Braidwood Station, Unit 2 did not observe any operational SG primary to secondary leakage over the preceding cycle. This is based on chemistry sampling taken from the Steam Jet Air Ejector and liquid SG blowdown sample locations.

Braidwood TS 5.6.9.k reporting requirement states:

"For Unit 2 following completion of an inservice inspection performed in Refueling Outage 15 (and any inspections performed in the subsequent operating cycle), the calculated accident induced leakage rate from the portion of the tubes below 16.95 inches from the top of the tubesheet for the most limiting accident in the most limiting SG. In addition, if the calculated accident induced leakage rate from the most limiting accident is less than 3.11 times the maximum operational primary to secondary leakage rate, the report should describe how it was determined,"

Regarding Condition Monitoring requirements, since Braidwood Station, Unit 2 did not observe any SG primary to secondary operational leakage, the calculated accident leakage rate from flaws below 16.95 inches from the top of the tubesheet would also not be quantifiable.

Regarding Operational Assessment requirements, Braidwood Station, Unit 2 did not observe any SG primary to secondary operational leakage during Cycle 15. Further, no degradation that may lead to leakage was detected above 16.95 inches from below the top of the tubesheet region during A2R15.

This is evidenced by all tube wear degradation modes identified during A2R15 being below the structural limits as described in Sections 6.1, 6.2, 6.3. Additionally, as described in Section 6.4 all three axial ODSCC indications are less than condition monitoring limit. Therefore, the entire allowable accident induced leakage (0.5 gallons per minute Room Temperature (gpmRT)) at Braidwood Station, Unit 2 can be allocated to the tubesheet expansion region over the next cycle of operation. Using the calculation basis above, the allowable normal accident induced leakage from the tubesheet expansion region is 0.16 gpmRT (0.5 gpmRT divided by 3.11), which is greater than the 150 gpdRT (0.104 gpmRT) TS 3.4.13 primary to secondary leakage limit for Braidwood Station, Unit 2. Therefore, no adjustment of the TS 3.4.13 limit for normal operating leakage is required, and accident conditional leakage limits are maintained by adherence to TS 3.4.13.

7.0 REPAIR SUMMARY (TS 5.6.9.i)

Repairs were conducted in accordance with ASME Section XI, 2001 Edition through 2003 Addenda. All tube plugging was performed by Westinghouse using an Alloy 690 mechanical tube plugging process in accordance with ASME Section XI IWA-4713, "Heat Exchanger Tube Plugging by Expansion." All repairs were performed in accordance with Westinghouse approved procedures. Table 7.0 summarizes the repairs performed during A2R15. No tube sleeving was performed.

Table 7.0
Summary of A2R15 Tube Plugging

	SG 2A	SG 2B	SG 2C	SG 2D	Total
Tubes Plugged in A2R15	12	7	2	9	30
Tubes Stabilized	9	6	1	8	24

Refer to Attachment B for detailed locations and sizing of indications in tubes that were plugged during A2R15.

8.0 DOCUMENTATION

All original data is stored on optical disks that have been provided to EGC and are maintained at Braidwood Station. The final data sheets and pertinent tube sheet plots are contained in the Westinghouse Outage Report for Braidwood Unit 2, Fifteenth Refueling Outage, and are also maintained at Braidwood Station.

NOTE: The ASME Section XI NIS-1 Form, "Owner's Report for Inservice Inspections," and NIS-2 Forms, "Owner's Report for Repair / Replacement Activities," for steam generator inspection activities performed during the Braidwood Station, Unit 2 Refueling Outage 15 are being transmitted separately with the "Braidwood Station, Unit 2 Inservice Inspection Summary Report."

9.0 FIGURES/TABLES/ATTACHMENTS

Attachment A Contents

Table A.1 Data Acquisition Personnel Certification List

Table A.2 Data Analysis Personnel Certification List

Figure A.1 Westinghouse Model D-5 Tube Support Plate

Attachment B Contents

Attachment B.1 As-tested Bobbin Inspection Maps

Attachment B.2 As-tested +Point™ Inspection Maps

Attachment B.3 As-tested +Point™ Special Interest Inspection Maps

Attachment B.4 Tubes Containing Secondary Side Foreign Wear

Attachment B.5 Tubes Containing Anti-Vibration Bar Wear

Attachment B.6 Tubes Containing Pre-heater Wear

Attachment B.7 Tubes Containing Axial Outside Diameter Stress Corrosion Cracking (ODSCC)

Attachment B.8 Tubes Repaired During A2R15

Attachment A
Personnel Certifications

TABLE A.1
A2R15
Data Acquisition Personnel Certifications

No.	Name	Company	Level	QDA* (Y/N)
1	Markowsky, M.	System One	I-T	No
2	Burriss, K.	Anatec	IIA	QDA
3	Dillender, J.	Westinghouse	I	No
4	Dillard, W.	Westinghouse	II	No
5	Evering, D.	Westinghouse	II	No
6	Kessler, J.	System One	I	No
7	Lopez, P.	System One	I	No
8	Hazlett, W.	System One	II	No
9	Scott, A.	Westinghouse	II	No
10	Shipley, E.	Westinghouse	II	No
11	Mantich, S.	Westinghouse	I	No
12	Chiplaskey, G.	Westinghouse	II	No
13	Yenerall, R.	Westinghouse	I	No

* EPRI Guidelines Appendix G Qualified Data Analyst

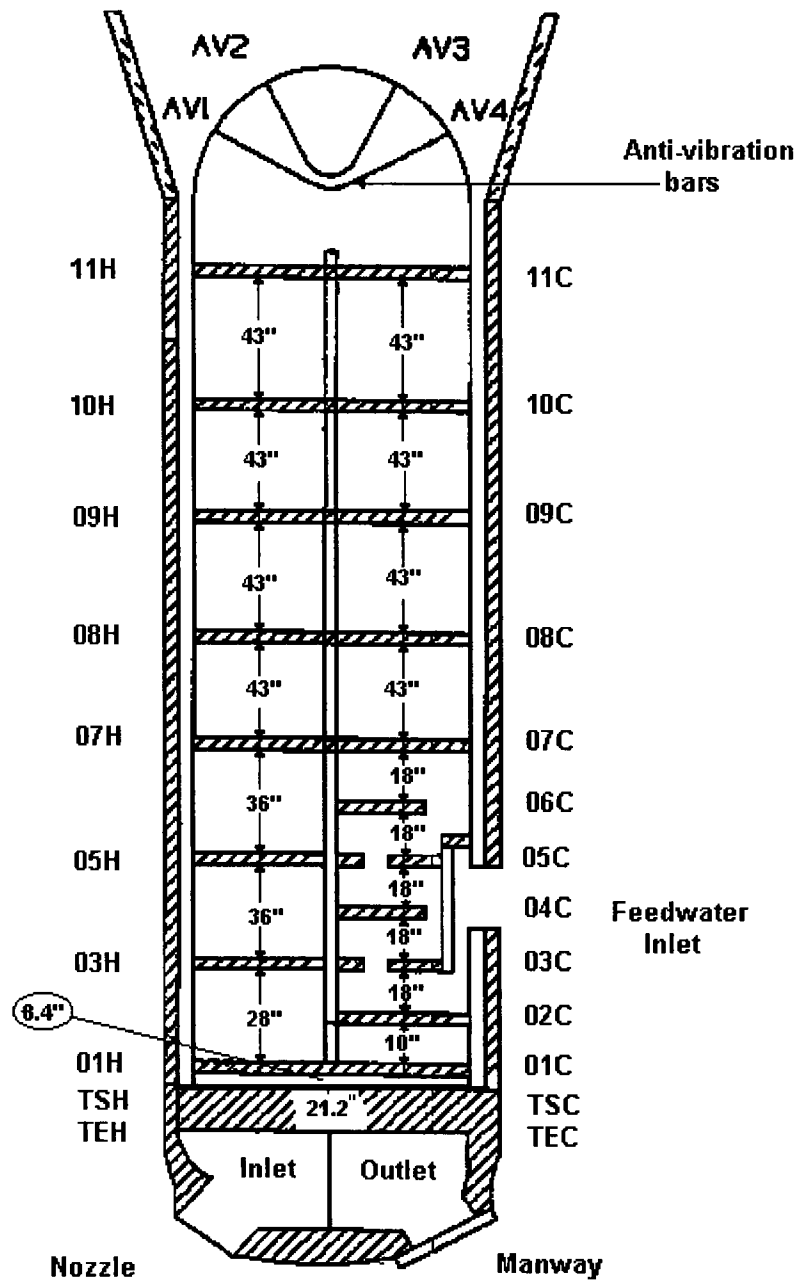
TABLE A.2
A2R15
Data Analysis Personnel Certifications

No.	Name	Company	Level	QDA* (Y/N)
1	Anderson, D.	NDE Tech	IIA	QDA
2	Bentzen, J.	Mistras	IIA	QDA
3	Bernasson, R.	M&IS	III	QDA
4	Black, C.	NDE Tech	IIIA	QDA**
5	Bowler, S.	M&IS	IIA	QDA
6	Bowser, G.	Westinghouse	III	QDA
7	Brown, M.E.	NDE Tech	IIIA	QDA**
8	Brown, M.W.	NDE Tech	IIIA	QDA
9	Carlson, C.	Mistras	IIA	QDA
10	Case, J.	NDE Tech	IIIA	QDA
11	Causby, G.	NDE Tech	IIIA	QDA
12	Davis, A.	Tricen Tech	IIA	QDA
13	Drumm, R.	NDE Tech	IIIA	QDA
14	Dye, J.	NDE Tech	IIA	QDA
15	Ericson, E.	Westinghouse	III	QDA
16	Ethridge, G.	Mistras	IIIA	QDA
17	Gomez, A.	Mistras	IIA	QDA
18	Gortemiller, C.	MoreTech	III	QDA
19	Grant, B.	NDE Tech	IIIA	QDA
20	Hall, K.	MoreTech	III	QDA
21	Haynes, W.	NDE Tech	IIIA	QDA
22	Hill, J.	Infineddy	III	QDA
23	Kovalesky, T.	NDE Tech	IIA	QDA
24	Lewis, C.	NDE Tech	IIA	QDA
25	Lewis, D.	NDE Tech	IIIA	QDA
26	Lohner, E.	NDE Tech	IIIA	QDA
27	Lynn, V.	Tricen Tech	III	QDA
28	Mast, M.	NDE Tech	IIIA	QDA
29	Mingus, D.	MoreTech	IIA	QDA
30	Mitchell, J.	MoreTech	III	QDA
31	Mui, A.	MoreTech	IIA	QDA
32	Nelson, D.	MoreTech	III	QDA
33	Newman, E.	MoreTech	III	QDA
34	Owens, S.	Tricen Tech	IIA	QDA
35	Popovich, R.	Westinghouse	III	QDA
36	Richmond, M.	NDE Tech	IIIA	QDA
37	Schmitz, K.	NDE Tech	IIIA	QDA
38	Skirpan, J.	Westinghouse	III	QDA
39	Sordini, J.	MoreTech	IIA	QDA
40	Thompson, K.	NDE Tech	IIA	QDA
41	Tobin, R.	Westinghouse	III	QDA
42	Tobin, W.	MoreTech	III	QDA
43	Vincent, B.	M&IS	III	QDA
44	Webb, R.	MoreTech	III	QDA
45	Wrubleski, A.	NDE Tech	IIIA	QDA

* EPRI Guidelines Appendix G Qualified Data Analyst

** Independent QDA

FIGURE A.1
Westinghouse Model D-5
Tube Support Plate Configuration



Attachment B

Inspection Scope / Results

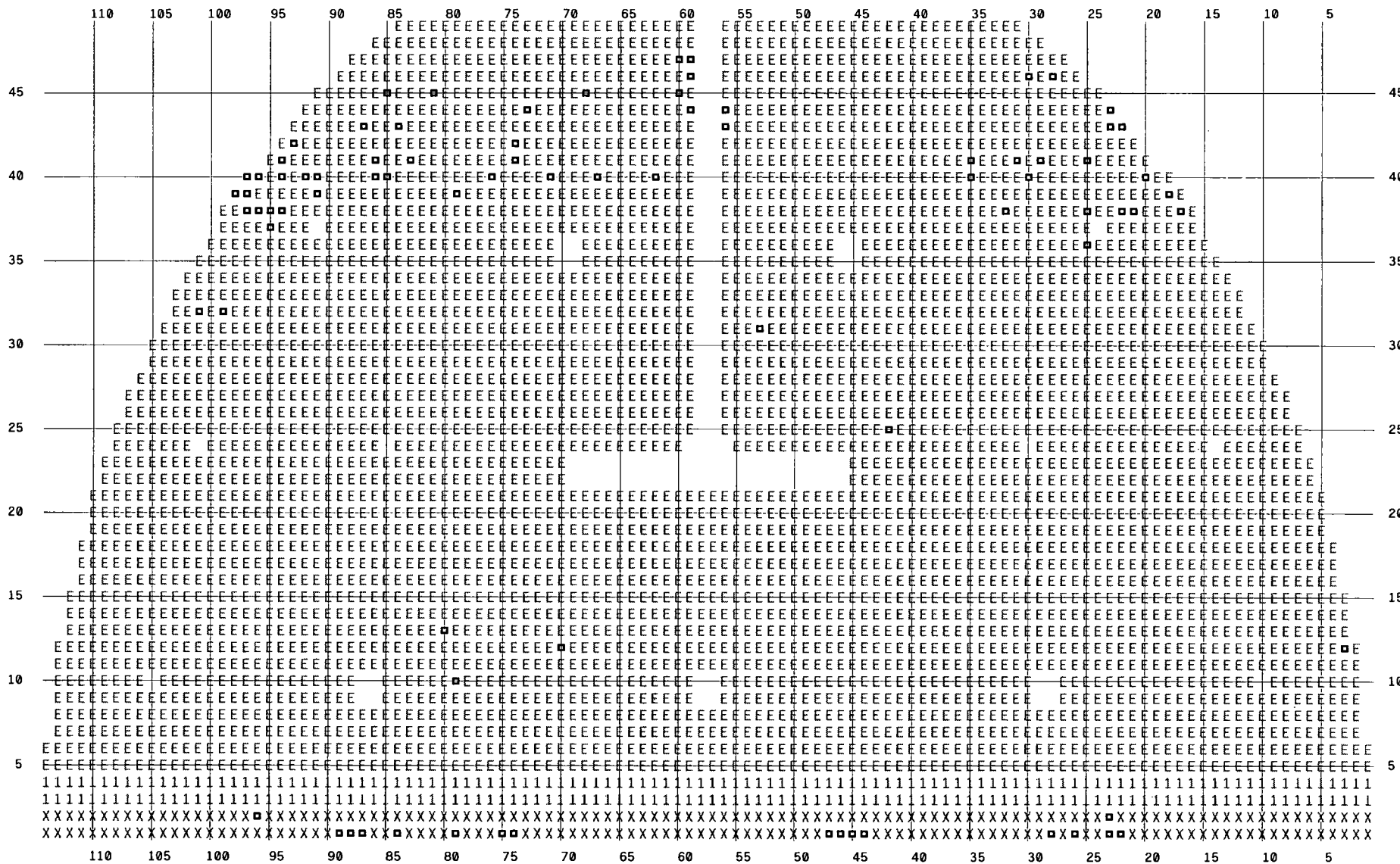
Attachment B.1

As-tested Bobbin Inspection Maps

SG-A HOT LEG BOBBIN INSPECTION

Braidwood A2R15 CDE D5

E 4048 TESTED TEC THRU TEH WITH .610
1 228 TESTED 11C THRU TEH WITH .590
X 211 TESTED 11H THRU TEH WITH .610
□ 83 PLUGGED TUBE




SG-A COLD LEG BOBBIN INSPECTION

Braidwood A2R15 CDE D5

1 439 TESTED 11C THRU TEC WITH .610

■ 83 PLUGGED TUBE



SG-B HOT LEG BOBBIN INSPECTION


Braidwood A2R15 CDE D5

E 4061 TESTED TEC THRU TEH WITH .610

1 228 TESTED 11C THRU TEH WITH .590

X 227 TESTED 11H THRU TEH WITH .610

□ 54 PLUGGED TUBE




SG-B COLD LEG BOBBIN INSPECTION

Braidwood A2R15 CDE D5

1 455 TESTED 11C THRU TEC WITH .610

■ 54 PLUGGED TUBE



SG-C HOT LEG BOBBIN INSPECTION


Braidwood A2R15 CDE D5

E 4049 TESTED TEC THRU TEH WITH .610

1 227 TESTED 11C THRU TEH WITH .590

X 228 TESTED 11H THRU TEH WITH .610

□ 66 PLUGGED TUBE




SG-C COLD LEG BOBBIN INSPECTION

Braidwood A2R15 CDE D5

1 455 TESTED 11C THRU TEC WITH .610

■ 66 PLUGGED TUBE



SG-D HOT LEG BOBBIN INSPECTION


Braidwood A2R15 CDE D5

E 4089 TESTED TEC THRU TEH WITH .610

1 228 TESTED 11C THRU TEH WITH .590

X 227 TESTED 11H THRU TEH WITH .610

▣ 26 PLUGGED TUBE

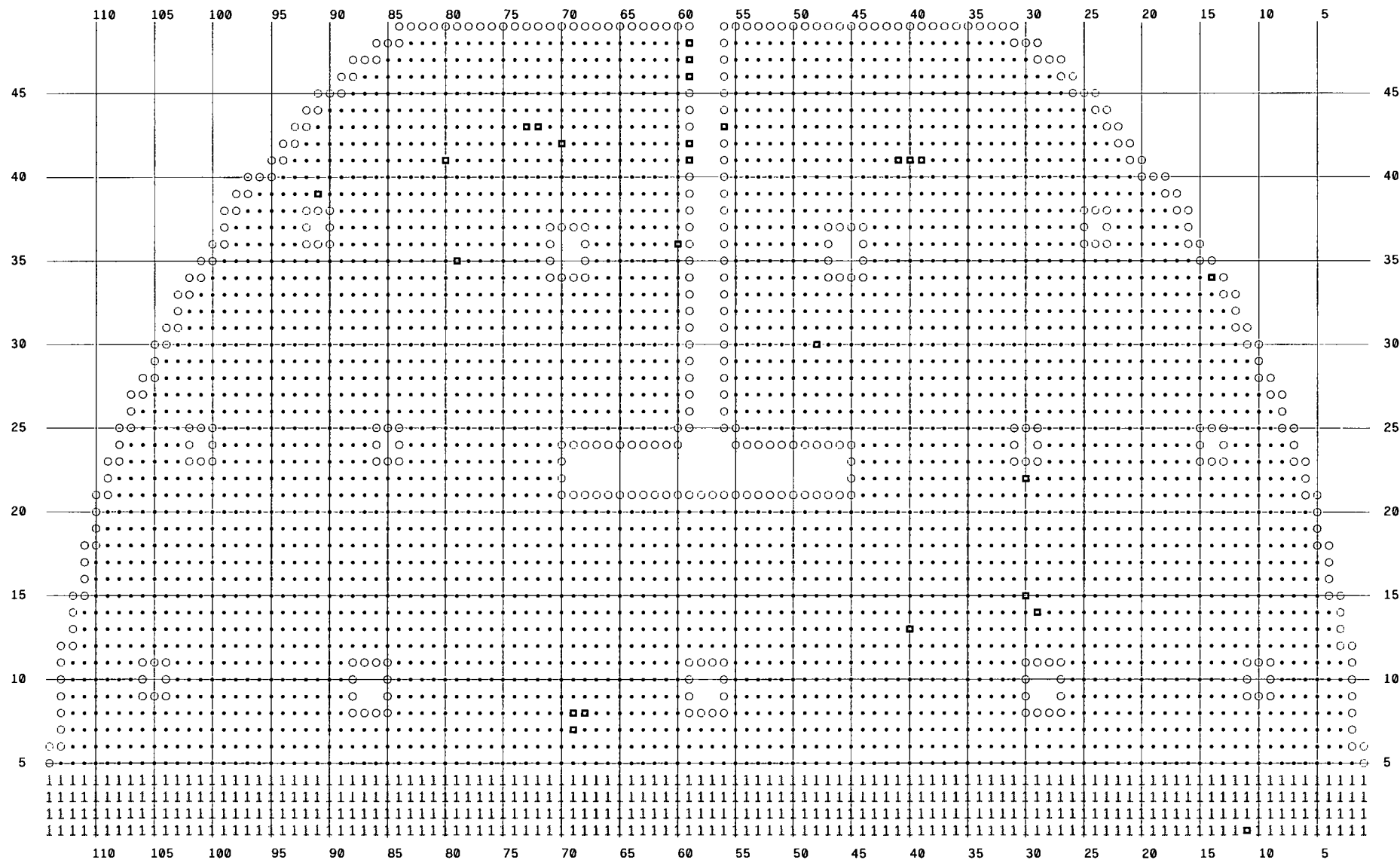


SG-D COLD LEG BOBBIN INSPECTION

Braidwood A2R15 CDE D5

1 455 TESTED 11C THRU TEC WITH .610

■ 26 PLUGGED TUBE



Attachment B.2

As-tested +Point™ Inspection Maps

SG - A HOT LEG TOP OF TUBESHEET PLUS POINT INSPECTION

25% Sample including the BLG/OSP Population and TPSMO

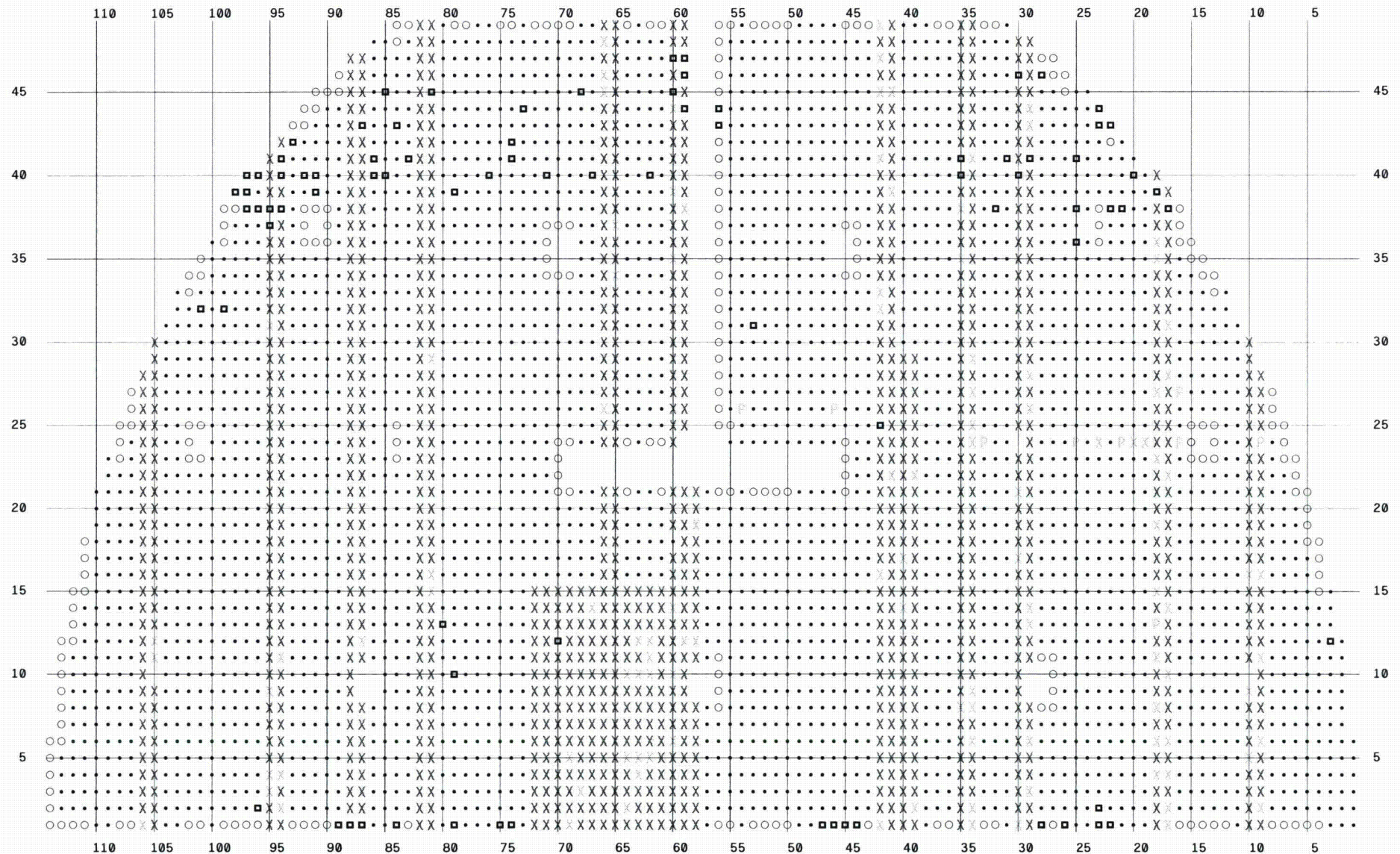
Braidwood A2R15 CDE D5

P 9 TPSMO TUBE TO TEST TTS +4/-10

X 1033 SAMPLE TUBE TO TEST TTS +4/-18

X 113 SAMPLE TUBE WITH BLG/OSP TO
TEST TTS +4/-10

■ 83 PLUGGED TUBE



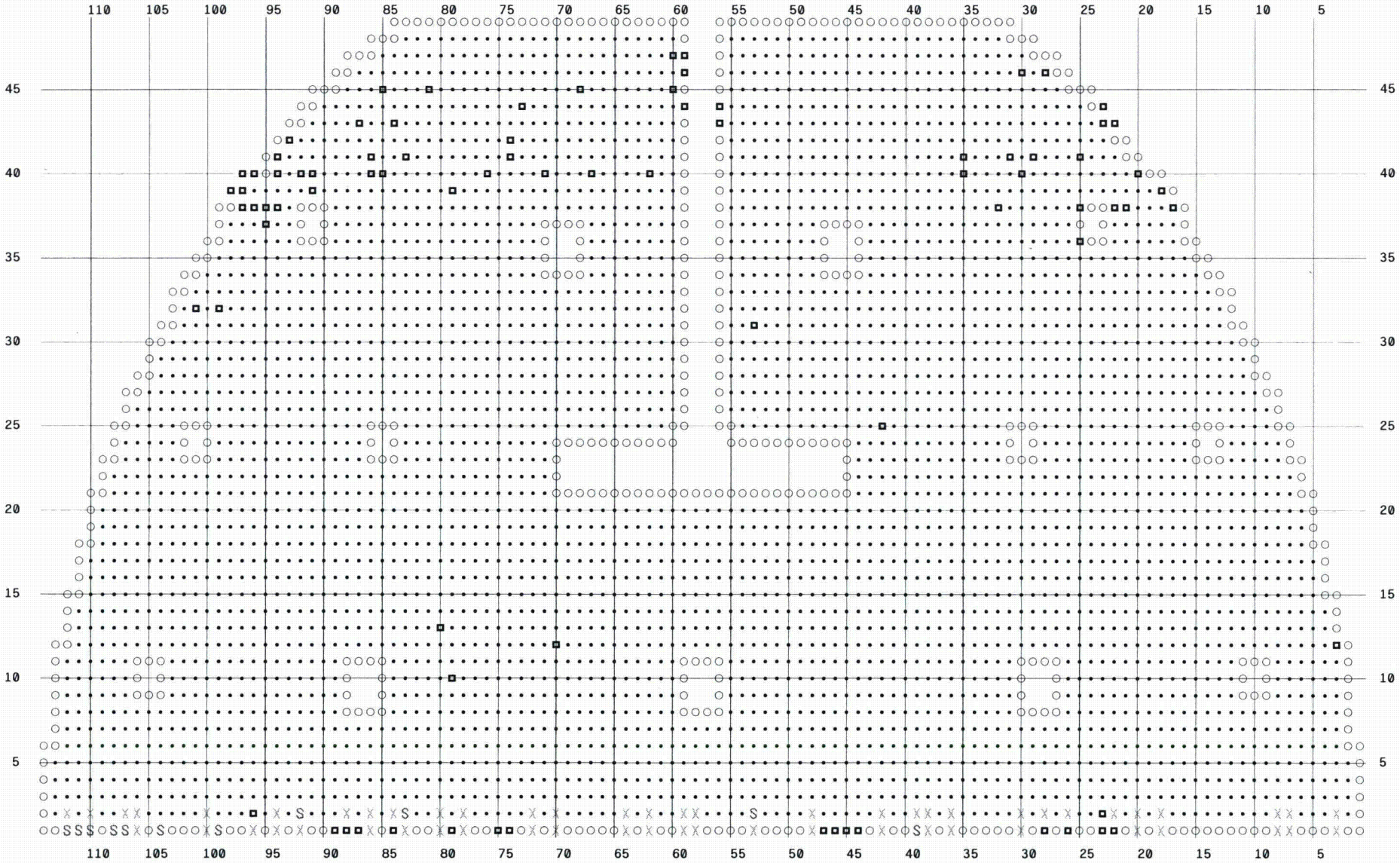
SG - A LOW ROW UBEND PLUS POINT PROGRAM

Braidwood A2R15 CDE D5

X 57 TEST 11C-11H WITH +PT

S 11 SUSPECT TUBE - TEST 11C-11H WITH +PT

■ 83 PLUGGED TUBE




SG - A EXPANDED BAFFLE AND CORNER TUBES +PT PROGRAM

25% SAMPLE OF BAFFLE EXPANSIONS

Braidwood A2R15 CDE D5

B 31 TEST 02C AND 03C +/-3

■ 83 PLUGGED TUBE



SG - B HOT LEG TOP OF TUBESHEET PLUS POINT INSPECTION

25% Sample including the BLG/OLP Population and TPSMO


Braidwood A2R15 CDE D5

P 16 TPSMO TUBE TO TEST TTS +4/-18

X 1079 SAMPLE TUBE TO TEST TTS +4/-18

X 65 SAMPLE TUBE WITH BLG/OLP TO TEST TTS +4/-18

□ 54 PLUGGED TUBE




SG - B LOW ROW UBEND PLUS POINT INSPECTION

Braidwood A2R15 CDE D5

X 57 TEST 11C-11H WITH +PT

S 10 SUSPECT TUBE - TEST 11C-11H WITH +PT

■ 54 PLUGGED TUBE



SG - B EXPANDED BAFFLE AND CORNER TUBES +PT PROGRAM


25% SAMPLE OF BAFFLE EXPANSIONS AND 100% ALL CORNER TUBE EXPANSIONS AT 02C

Braidwood A2R15 CDE D5

B 31 TEST 02C AND 03C +/-3

F 4 CORNER TUBE - TEST 02C +/-3

■ 54 PLUGGED TUBE



SG - C HOT LEG TOP OF TUBESHEET PLUS POINT INSPECTION

25% Sample including the BLG/EXP Population and TPSMO

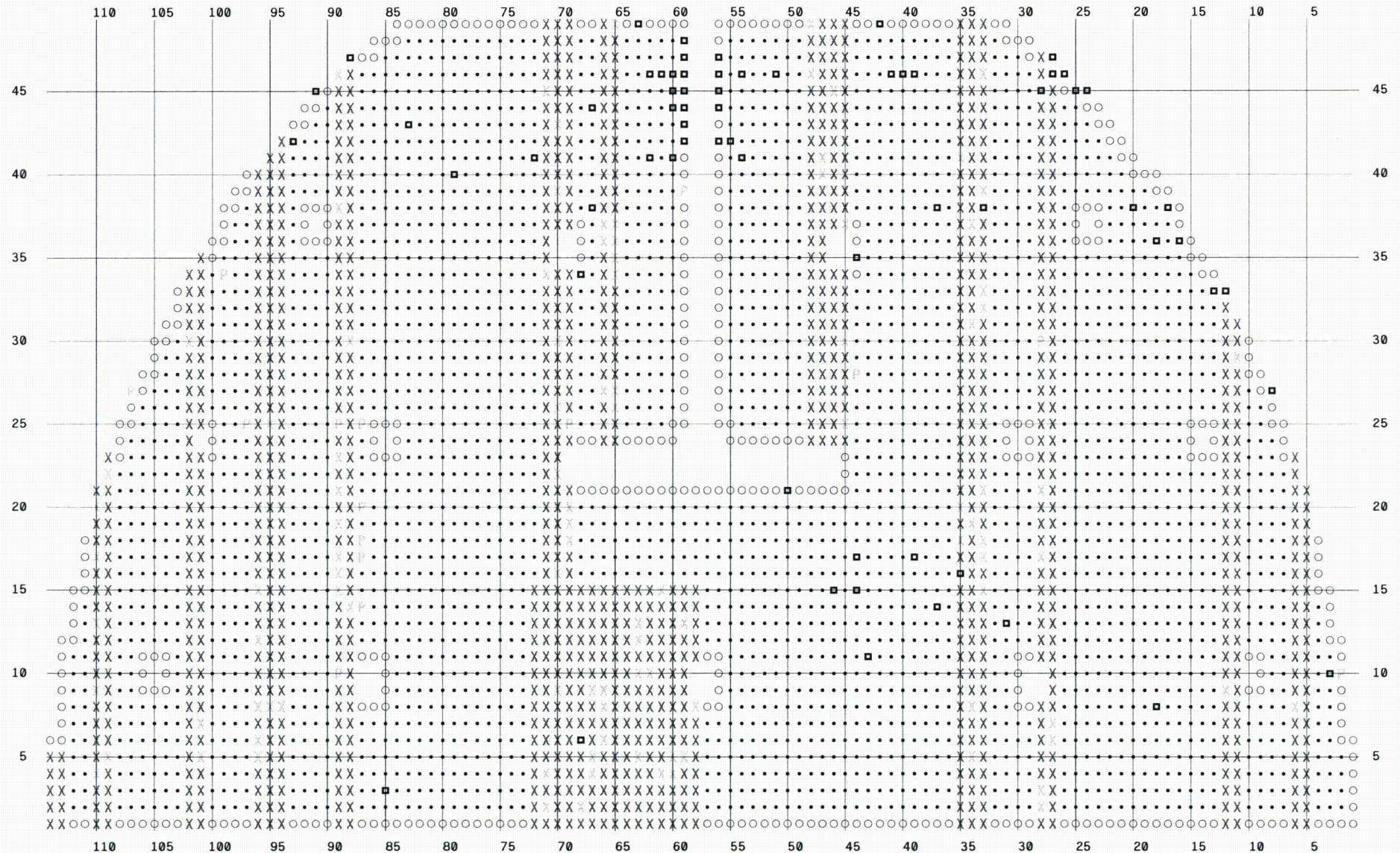
Braidwood A2R15 CDE D5

P 15 TPSMO TUBE TO TEST TTS +4/-18

X 1040 SAMPLE TUBE TO TEST TTS +4/-18

X 104 SAMPLE TUBE WITH BLG/EXP TO TEST TTS +4/-18

■ 66 PLUGGED TUBE




SG - C LOW ROW UBEND PLUS POINT INSPECTION

Braidwood A2R15 CDE D5

X 57 TEST 11C-11H WITH +PT

S 7 SUSPECT TUBE - TEST 11C-11H
WITH +PT

■ 66 PLUGGED TUBE



SG - C EXPANDED BAFFLE AND CORNER TUBES +PT PROGRAM


25% SAMPLE OF BAFFLE EXPANSIONS AND 100% ALL CORNER TUBE EXPANSIONS AT 02C - REV 1

Braidwood A2R15 CDE D5

B 31 TEST 02C AND 03C +/-3

F 17 CORNER TUBE - TEST 02C +/-3

■ 66 PLUGGED TUBE



SG - D HOT LEG TOP OF TUBESHEET PLUS POINT INSPECTION

25% Sample including the BLG/OSP Population and TPSMO

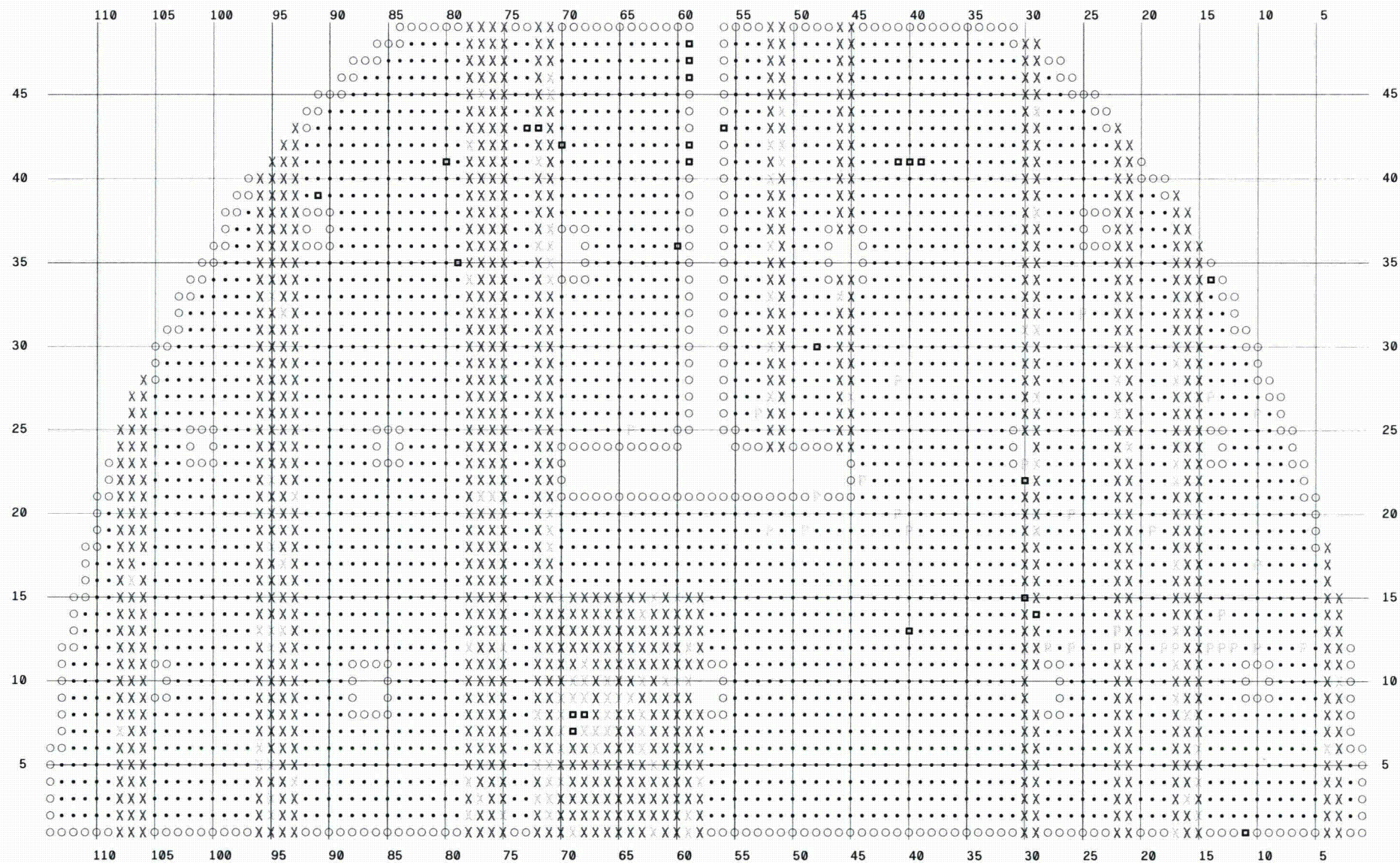
Braidwood A2R15 CDE D5

P 25 TPSMO TUBE TO TEST TTS +4/-18

X 1024 SAMPLE TUBE TO TEST TTS +4/-18

X 121 SAMPLE TUBE WITH BLG/OSP TO
TEST TTS +4/-18

■ 26 PLUGGED TUBE



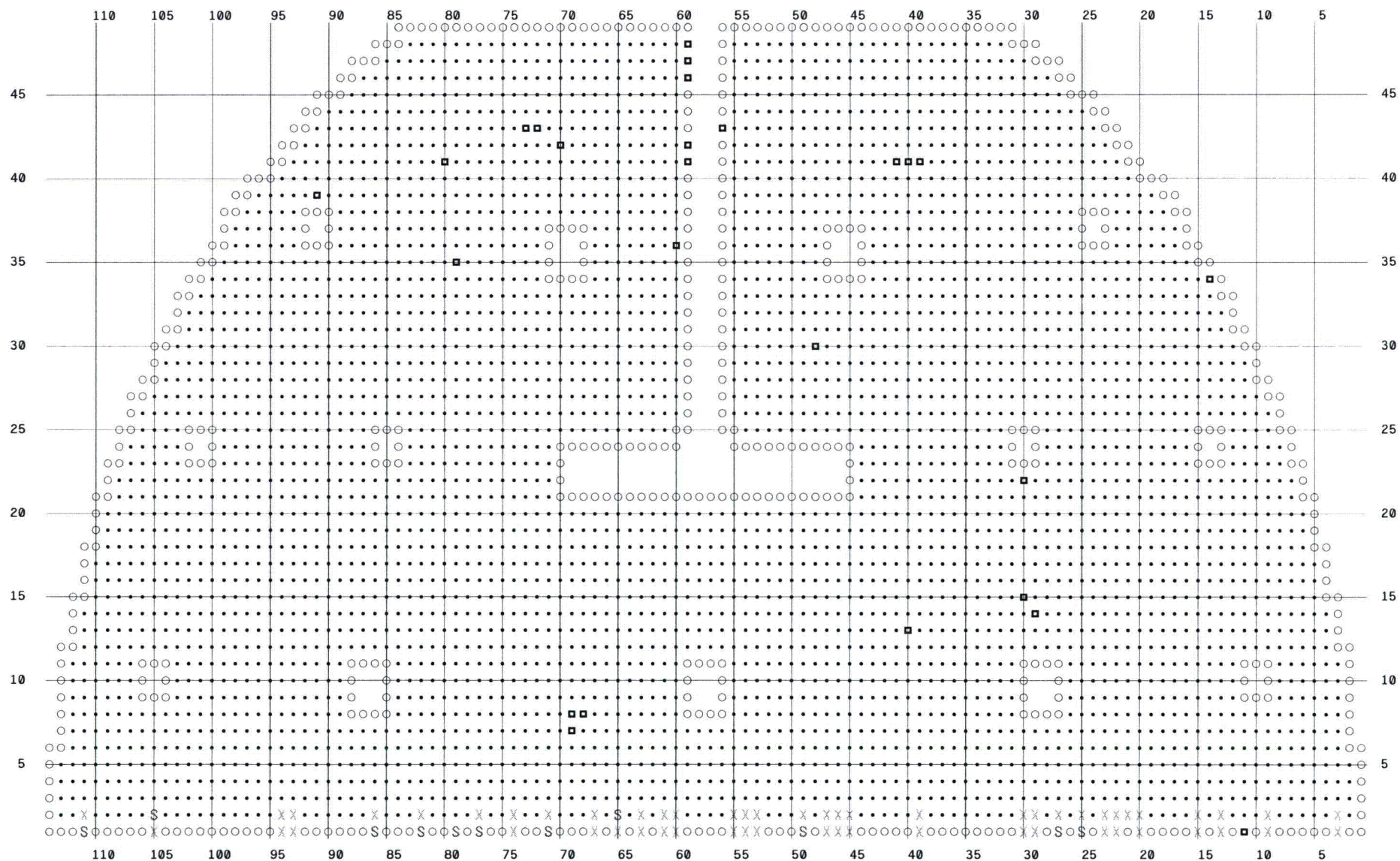
SG - D LOW ROW UBEND PLUS POINT INSPECTION

Braidwood A2R15 CDE D5

X 57 TEST 11C-11H WITH +PT

S 11 SUSPECT TUBE - TEST 11C-11H
WITH +PT

■ 26 PLUGGED TUBE



SG - D EXPANDED BAFFLE AND CORNER TUBES +PT INSPECTION

25% SAMPLE OF BAFFLE EXPANSIONS AND 100% ALL CORNER TUBE EXPANSIONS AT 02C

Braidwood A2R15 CDE D5

B 31 TEST 02C AND 03C +/-3

F 20 CORNER TUBE - TEST 02C +/-3

■ 26 PLUGGED TUBE



Attachment B.3


As-tested +Point™ Special Interest Inspection Maps

SG - A EC BASED PLUS POINT SPECIAL INTEREST PROGRAM

Braidwood A2R15 CDE D5

X 4 TUBE WITH EC BASED SI

■ 83 PLUGGED TUBE




ROW	COL	VOLTS	DEG	IND	PER	CHN	LOCN	INCH1	INCH2	BEGT	ENDT	PDIA	PTYPE	CAL	L
11	51	.28	120	DSI		P1	07H	-.94		TEC	TEH	.610	NBAZC	25	H
11	51	2.58	183	DNG		P1	07C	32.51		TEC	TEH	.610	NBAZC	25	H
11	51			TBP		11				07H	07H	.610	NPSNM	81	H
11	51	.26	99	SVI		P4	07H	-1.01		07H	07H	.610	NPSNM	81	H
11	51	.32	117	PCT	31	2	07H	-1.01		07H	07H	.610	NPSNM	81	H
11	51	16.20	65	PLP		11	07H	-.99		07H	07H	.610	NPSNM	81	H
21	57			NDF		P4	10C	13.42		10C	11C	.610	NPSNM	10	C
21	57	.33	148	DFS		1	10C	13.42		TEC	TEH	.610	NBAZC	27	H
21	57	8.12	177	DNG		P1	TSC	.68		TEC	TEH	.610	NBAZC	27	H
30	84	.52	104	DSI		P1	09H	.75		TEC	TEH	.610	NBAZC	57	H
30	84			TBP		2				09H	09H	.610	NPSNM	87	H
30	84	.44	71	PCT	39	2	09H	.83		09H	09H	.610	NPSNM	87	H
30	84	14.73	64	PLP		11	09H	.85		09H	09H	.610	NPSNM	87	H
30	84	.40	83	SVI		P4	09H	.85		09H	09H	.610	NPSNM	87	H
8	86	.13	118	DSI		P1	07H	-.70		TEC	TEH	.610	NBAZC	71	H
8	86			TBP		2				07H	07H	.610	NPSNM	87	H
8	86	.10	93	PCT	10	2	07H	-.74		07H	07H	.610	NPSNM	87	H
8	86	.09	99	SVI		P4	07H	-.70		07H	07H	.610	NPSNM	87	H
ROW	COL	VOLTS	DEG	IND	PER	CHN	LOCN	INCH1	INCH2	BEGT	ENDT	PDIA	PTYPE	CAL	L

SG - A HOT LEG APPENDIX 12.8 +POINT SPECIAL INTEREST PROGRAM

Braidwood A2R15 CDE D5

X 103 TUBE ON HL APPENDIX 12.8

■ 83 PLUGGED TUBE



Braidwood 2 A2R15

CDE 20110401

07/28/2011 07:12:11

ROW	COL	VOLTS	DEG	IND	PER	CHN	LOCN	INCH1	INCH2	CRLEN	CRWID	CEG	BEGT	ENDT	PDIA	PTYPE	CAL	L
9	48			NDD									TEC	TEH	.610	NBAZC	27	H
9	48			NDD									07H	07H	.610	NPSNM	81	H
10	48			NDD									TEC	TEH	.610	NBAZC	27	H
10	48			NDD									07H	07H	.610	NPSNM	81	H
11	48			NDD									TEC	TEH	.610	NBAZC	27	H
11	48			NDD									07H	07H	.610	NPSNM	81	H
12	48			NDD									TEC	TEH	.610	NBAZC	27	H
12	48			NDD									07H	07H	.610	NPSNM	81	H
13	48			NDD									TEC	TEH	.610	NBAZC	27	H
13	48			NDD									07H	07H	.610	NPSNM	81	H
8	49			NDD									TEC	TEH	.610	NBAZC	25	H
8	49			NDD									07H	07H	.610	NPSNM	81	H
9	49			NDD									TEC	TEH	.610	NBAZC	25	H
9	49			NDD									07H	07H	.610	NPSNM	81	H
10	49			NDD									TEC	TEH	.610	NBAZC	25	H
10	49			NDD									07H	07H	.610	NPSNM	81	H
11	49			NDD									TEC	TEH	.610	NBAZC	25	H
11	49			NDD									07H	07H	.610	NPSNM	81	H
12	49			NDD									TEC	TEH	.610	NBAZC	25	H
12	49			NDD									07H	07H	.610	NPSNM	81	H
13	49			NDD									TEC	TEH	.610	NBAZC	25	H
13	49			NDD									07H	07H	.610	NPSNM	81	H
8	50			NDD									TEC	TEH	.610	NBAZC	27	H
8	50			NDD									07H	07H	.610	NPSNM	81	H
9	50			NDD									TEC	TEH	.610	NBAZC	27	H
9	50			NDD									07H	07H	.610	NPSNM	81	H
10	50			NDD									TEC	TEH	.610	NBAZC	27	H
10	50			NDD									07H	07H	.610	NPSNM	81	H
10	50			TBP			2						07H	07H	.610	NPSNM	81	H
11	50			NDD									TEC	TEH	.610	NBAZC	27	H
11	50			TBP			2						07H	07H	.610	NPSNM	81	H
11	50	.12	67	PCT	16	2	07H	-.67		.24	.41	63	07H	07H	.610	NPSNM	81	H
11	50	.08	126	SVI		P4	07H	-.66					07H	07H	.610	NPSNM	81	H
11	50	.23	69	PLP		11	07H	-.66					07H	07H	.610	NPSNM	81	H
11	50	.10	143	PID		P4	07H	-.66					07H	07H	.610	NPSNM	87	H
12	50			NDD									TEC	TEH	.610	NBAZC	27	H
12	50			NDD									07H	07H	.610	NPSNM	81	H
13	50			NDD									TEC	TEH	.610	NBAZC	27	H
13	50			NDD									07H	07H	.610	NPSNM	81	H
8	51			NDD									TEC	TEH	.610	NBAZC	25	H
8	51			NDD									07H	07H	.610	NPSNM	81	H
9	51			NDD									TEC	TEH	.610	NBAZC	25	H
9	51			NDD									07H	07H	.610	NPSNM	81	H
10	51			NDD									TEC	TEH	.610	NBAZC	25	H
10	51			TBP			2						07H	07H	.610	NPSNM	81	H
10	51	.08	82	SVI		P4	07H	-.96					07H	07H	.610	NPSNM	81	H
10	51	.08	93	PCT	11	2	07H	-.96		.21	.37	56	07H	07H	.610	NPSNM	81	H
10	51	.09	84	PLP		11	07H	-.91					07H	07H	.610	NPSNM	81	H
10	51	.06	68	PID		P4	07H	-.96					07H	07H	.610	NPSNM	87	H
11	51	.28	120	DSI		P1	07H	-.94					TEC	TEH	.610	NBAZC	25	H
11	51	2.58	183	DNG		P1	07C	32.51					TEC	TEH	.610	NBAZC	25	H
11	51			TBP		11							07H	07H	.610	NPSNM	81	H
11	51	.26	99	SVI		P4	07H	-1.01					07H	07H	.610	NPSNM	81	H
11	51	.32	117	PCT	31	2	07H	-1.01		.31	.47	72	07H	07H	.610	NPSNM	81	H
11	51	16.20	65	PLP		11	07H	-.99					07H	07H	.610	NPSNM	81	H
12	51			NDD									TEC	TEH	.610	NBAZC	25	H
12	51			NDD									07H	07H	.610	NPSNM	81	H

Braidwood 2 A2R15

CDE 20110401

07/28/2011 07:12:11

ROW	COL	VOLTS	DEG	IND	PER	CHN	LOCN	INCH1	INCH2	CRLEN	CRWID	CEG	BEGT	ENDT	PDIA	PTYPE	CAL	L
13	51			NDD									TEC	TEH	.610	NBAZC	25	H
13	51			NDD									07H	07H	.610	NPSNM	81	H
8	52			NDD									TEC	TEH	.610	NBAZC	27	H
8	52			NDD									07H	07H	.610	NPSNM	81	H
9	52			NDD									TEC	TEH	.610	NBAZC	27	H
9	52			NDD									07H	07H	.610	NPSNM	81	H
10	52			NDD									TEC	TEH	.610	NBAZC	27	H
10	52			NDD									07H	07H	.610	NPSNM	81	H
11	52			NDD									TEC	TEH	.610	NBAZC	27	H
11	52			NDD									07H	07H	.610	NPSNM	81	H
12	52			NDD									TEC	TEH	.610	NBAZC	27	H
12	52			NDD									07H	07H	.610	NPSNM	81	H
13	52			NDD									TEC	TEH	.610	NBAZC	27	H
13	52			NDD									07H	07H	.610	NPSNM	81	H
8	53			NDD									TEC	TEH	.610	NBAZC	25	H
8	53			NDD									07H	07H	.610	NPSNM	81	H
9	53			NDD									TEC	TEH	.610	NBAZC	25	H
9	53			NDD									07H	07H	.610	NPSNM	81	H
10	53			NDD									TEC	TEH	.610	NBAZC	25	H
10	53			NDD									07H	07H	.610	NPSNM	81	H
11	53	3.80	174	DNG		P1	07H	6.78					TEC	TEH	.610	NBAZC	25	H
11	53			NDD									07H	07H	.610	NPSNM	81	H
12	53			NDD									TEC	TEH	.610	NBAZC	25	H
12	53			NDD									07H	07H	.610	NPSNM	81	H
13	53			NDD									TEC	TEH	.610	NBAZC	25	H
13	53			NDD									07H	07H	.610	NPSNM	81	H
11	69			NDD									TEC	TEH	.610	NBAZC	97	H
11	69			NDD									07H	07H	.610	NPSNM	103	H
11	69			NDD									03H	03H	.610	NPSNM	103	H
11	69			NDD									TSH	TSH	.610	NPSNM	103	H
11	69			NDD									05H	05H	.610	NPSNM	103	H
12	69			NDD									TEC	TEH	.610	NBAZC	99	H
12	69			NDD									TSH	TSH	.610	NPSNM	103	H
12	69			NDD									03H	03H	.610	NPSNM	103	H
12	69			NDD									05H	05H	.610	NPSNM	103	H
12	69			NDD									07H	07H	.610	NPSNM	103	H
13	69			NDD									TEC	TEH	.610	NBAZC	97	H
13	69			NDD									07H	07H	.610	NPSNM	103	H
13	69			NDD									05H	05H	.610	NPSNM	103	H
13	69			NDD									03H	03H	.610	NPSNM	103	H
13	69			NDD									TSH	TSH	.610	NPSNM	103	H
11	70			NDD									TEC	TEH	.610	NBAZC	97	H
11	70			NDD									07H	07H	.610	NPSNM	101	H
11	70			NDD									05H	05H	.610	NPSNM	101	H
11	70			NDD									03H	03H	.610	NPSNM	101	H
11	70			NDD									TSH	TSH	.610	NPSNM	101	H
13	70			NDD									TEC	TEH	.610	NBAZC	97	H
13	70			NDD									03H	03H	.610	NPSNM	101	H
13	70			NDD									TSH	TSH	.610	NPSNM	101	H
13	70			NDD									05H	05H	.610	NPSNM	101	H
13	70			NDD									07H	07H	.610	NPSNM	101	H
11	71			NDD									TEC	TEH	.610	NBAZC	97	H
11	71			NDD									07H	07H	.610	NPSNM	103	H
11	71			NDD									05H	05H	.610	NPSNM	103	H
11	71			NDD									TSH	TSH	.610	NPSNM	103	H
11	71			NDD									03H	03H	.610	NPSNM	103	H
12	71			NDD									TEC	TEH	.610	NBAZC	99	H
12	71			NDD									TSH	TSH	.610	NPSNM	103	H
12	71			NDD									03H	03H	.610	NPSNM	103	H
12	71			NDD									07H	07H	.610	NPSNM	103	H

ROW	COL	VOLTS	DEG	IND	PER	CHN	LOCN	INCH1	INCH2	CRLEN	CRWID	CEG	BEGT	ENDT	PDIA	PTYPE	CAL	L
-----	-----	-------	-----	-----	-----	-----	------	-------	-------	-------	-------	-----	------	------	------	-------	-----	---

ROW	COL	VOLTS	DEG	IND	PER	CHN	LOCN	INCH1	INCH2	CRLEN	CRWID	CEG	BEGT	ENDT	PDIA	PTYPE	CAL	L
12	71			NDD									05H	05H	.610	NPSNM	103	H
13	71			NDD									TEC	TEH	.610	NBAZC	97	H
13	71			NDD									07H	07H	.610	NPSNM	103	H
13	71			NDD									03H	03H	.610	NPSNM	103	H
13	71			NDD									05H	05H	.610	NPSNM	103	H
13	71			NDD									TSH	TSH	.610	NPSNM	103	H
28	82			NDD									TSH	TSH	.610	NPSNM	19	H
28	82			NDD									TEC	TEH	.610	NBAZC	57	H
28	82			NDD									09H	09H	.610	NPSNM	87	H
29	82			NDD									TSH	TSH	.610	NPSNM	19	H
29	82			NDD									TEC	TEH	.610	NBAZC	57	H
29	82			NDD									09H	09H	.610	NPSNM	87	H
30	82			NDD									TSH	TSH	.610	NPSNM	19	H
30	82			NDD									TEC	TEH	.610	NBAZC	57	H
30	82			NDD									09H	09H	.610	NPSNM	87	H
31	82			NDD									TSH	TSH	.610	NPSNM	19	H
31	82			NDD									TEC	TEH	.610	NBAZC	57	H
31	82			NDD									09H	09H	.610	NPSNM	87	H
32	82			NDD									TSH	TSH	.610	NPSNM	19	H
32	82			NDD									TEC	TEH	.610	NBAZC	57	H
32	82			NDD									09H	09H	.610	NPSNM	87	H
28	83			NDD									TEC	TEH	.610	NBAZC	59	H
28	83			NDD									09H	09H	.610	NPSNM	87	H
29	83			NDD									TEC	TEH	.610	NBAZC	59	H
29	83			NDD									09H	09H	.610	NPSNM	87	H
30	83	.51	171	INR		1	TSC	1.75					TEC	TEH	.610	NBAZC	59	H
30	83			NDD									09H	09H	.610	NPSNM	87	H
31	83			NDD									TEC	TEH	.610	NBAZC	59	H
31	83			NDD									09H	09H	.610	NPSNM	87	H
32	83			NDD									TEC	TEH	.610	NBAZC	59	H
32	83			NDD									09H	09H	.610	NPSNM	87	H
33	83			NDD									TEC	TEH	.610	NBAZC	59	H
33	83			NDD									09H	09H	.610	NPSNM	87	H
6	84			NDD									TEC	TEH	.610	NBAZC	71	H
6	84			NDD									07H	07H	.610	NPSNM	87	H
7	84			NDD									TEC	TEH	.610	NBAZC	71	H
7	84			NDD									07H	07H	.610	NPSNM	87	H
8	84			NDD									TEC	TEH	.610	NBAZC	71	H
8	84			NDD									07H	07H	.610	NPSNM	87	H
9	84			NDD									TEC	TEH	.610	NBAZC	71	H
9	84			NDD									07H	07H	.610	NPSNM	87	H
10	84			NDD									TEC	TEH	.610	NBAZC	71	H
10	84			NDD									07H	07H	.610	NPSNM	87	H
11	84			NDD									TEC	TEH	.610	NBAZC	71	H
11	84			NDD									07H	07H	.610	NPSNM	87	H
28	84			NDD									TEC	TEH	.610	NBAZC	57	H
28	84			NDD									09H	09H	.610	NPSNM	87	H
29	84			NDD									TEC	TEH	.610	NBAZC	57	H
29	84			NDD									09H	09H	.610	NPSNM	87	H
30	84	.52	104	DSI		P1	09H	.75					TEC	TEH	.610	NBAZC	57	H
30	84			TBP		2							09H	09H	.610	NPSNM	87	H
30	84	.44	71	PCT	39	2	09H	.83		.24	.42	64	09H	09H	.610	NPSNM	87	H
30	84	14.73	64	PLP		11	09H	.85					09H	09H	.610	NPSNM	87	H
30	84	.40	83	SVI		P4	09H	.85					09H	09H	.610	NPSNM	87	H
31	84			NDD									TEC	TEH	.610	NBAZC	57	H
31	84			NDD									09H	09H	.610	NPSNM	87	H
31	84			TBP		2							09H	09H	.610	NPSNM	87	H

ROW	COL	VOLTS	DEG	IND	PER	CHN	LOCN	INCH1	INCH2	CRLEN	CRWID	CEG	BEGT	ENDT	PDIA	PTYPE	CAL	L
-----	-----	-------	-----	-----	-----	-----	------	-------	-------	-------	-------	-----	------	------	------	-------	-----	---

ROW	COL	VOLTS	DEG	IND	PER	CHN	LOCN	INCH1	INCH2	CRLEN	CRWID	CEG	BEGT	ENDT	PDIA	PTYPE	CAL	L
32	84			NDD									TEC	TEH	.610	NBAZC	57	H
32	84			NDD									09H	09H	.610	NPSNM	87	H
33	84			NDD									TEC	TEH	.610	NBAZC	57	H
33	84			NDD									09H	09H	.610	NPSNM	87	H
6	85			NDD									TEC	TEH	.610	NBAZC	69	H
6	85			NDD									07H	07H	.610	NPSNM	87	H
7	85			NDD									TEC	TEH	.610	NBAZC	69	H
7	85			NDD									07H	07H	.610	NPSNM	87	H
8	85			NDD									TEC	TEH	.610	NBAZC	69	H
8	85			NDD									07H	07H	.610	NPSNM	87	H
9	85	.24	141	DFS		1	09H	13.95					TEC	TEH	.610	NBAZC	69	H
9	85	.43	75	DFS		1	08C	32.83					TEC	TEH	.610	NBAZC	69	H
9	85			NDD									07H	07H	.610	NPSNM	87	H
10	85			NDD									TEC	TEH	.610	NBAZC	69	H
10	85			NDD									07H	07H	.610	NPSNM	87	H
11	85			NDD									TEC	TEH	.610	NBAZC	69	H
11	85			NDD									07H	07H	.610	NPSNM	87	H
28	85			NDD									TEC	TEH	.610	NBAZC	59	H
28	85			NDD									09H	09H	.610	NPSNM	87	H
29	85			NDD									TEC	TEH	.610	NBAZC	59	H
29	85			NDD									09H	09H	.610	NPSNM	87	H
30	85			NDD									TEC	TEH	.610	NBAZC	59	H
30	85			TBP		2							09H	09H	.610	NPSNM	87	H
30	85			NDD									09H	09H	.610	NPSNM	87	H
31	85			NDD									TEC	TEH	.610	NBAZC	59	H
31	85			TBP		2							09H	09H	.610	NPSNM	87	H
31	85	5.84	76	PLP		11	09H	.93					09H	09H	.610	NPSNM	87	H
32	85			NDD									TEC	TEH	.610	NBAZC	59	H
32	85			NDD									09H	09H	.610	NPSNM	87	H
33	85			NDD									TEC	TEH	.610	NBAZC	59	H
33	85			NDD									09H	09H	.610	NPSNM	87	H
6	86			NDD									TEC	TEH	.610	NBAZC	71	H
6	86			NDD									07H	07H	.610	NPSNM	87	H
7	86			NDD									TEC	TEH	.610	NBAZC	71	H
7	86			NDD									07H	07H	.610	NPSNM	87	H
8	86	.13	118	DSI		P1	07H	-.70					TEC	TEH	.610	NBAZC	71	H
8	86			TBP		2							07H	07H	.610	NPSNM	87	H
8	86	.10	93	PCT	10	2	07H	-.74		.18	.50	77	07H	07H	.610	NPSNM	87	H
8	86	.09	99	SVI		P4	07H	-.70					07H	07H	.610	NPSNM	87	H
11	86	4.50	181	DNG		P1	AV4	8.32					TEC	TEH	.610	NBAZC	71	H
11	86			NDD									07H	07H	.610	NPSNM	87	H
28	86			NDD									TEC	TEH	.610	NBAZC	57	H
28	86			NDD									09H	09H	.610	NPSNM	87	H
29	86			NDD									TEC	TEH	.610	NBAZC	57	H
29	86			NDD									09H	09H	.610	NPSNM	87	H
30	86			NDD									TEC	TEH	.610	NBAZC	57	H
30	86			NDD									09H	09H	.610	NPSNM	87	H
31	86			NDD									TEC	TEH	.610	NBAZC	57	H
31	86			NDD									09H	09H	.610	NPSNM	87	H
32	86			NDD									TEC	TEH	.610	NBAZC	57	H
32	86			NDD									09H	09H	.610	NPSNM	87	H
33	86			NDD									TEC	TEH	.610	NBAZC	57	H
33	86			NDD									09H	09H	.610	NPSNM	87	H
6	87			NDD									TSH	TSH	.610	NPSNM	17	H

ROW	COL	VOLTS	DEG	IND	PER	CHN	LOCN	INCH1	INCH2	CRLEN	CRWID	CEG	BEGT	ENDT	PDIA	PTYPE	CAL	L
-----	-----	-------	-----	-----	-----	-----	------	-------	-------	-------	-------	-----	------	------	------	-------	-----	---

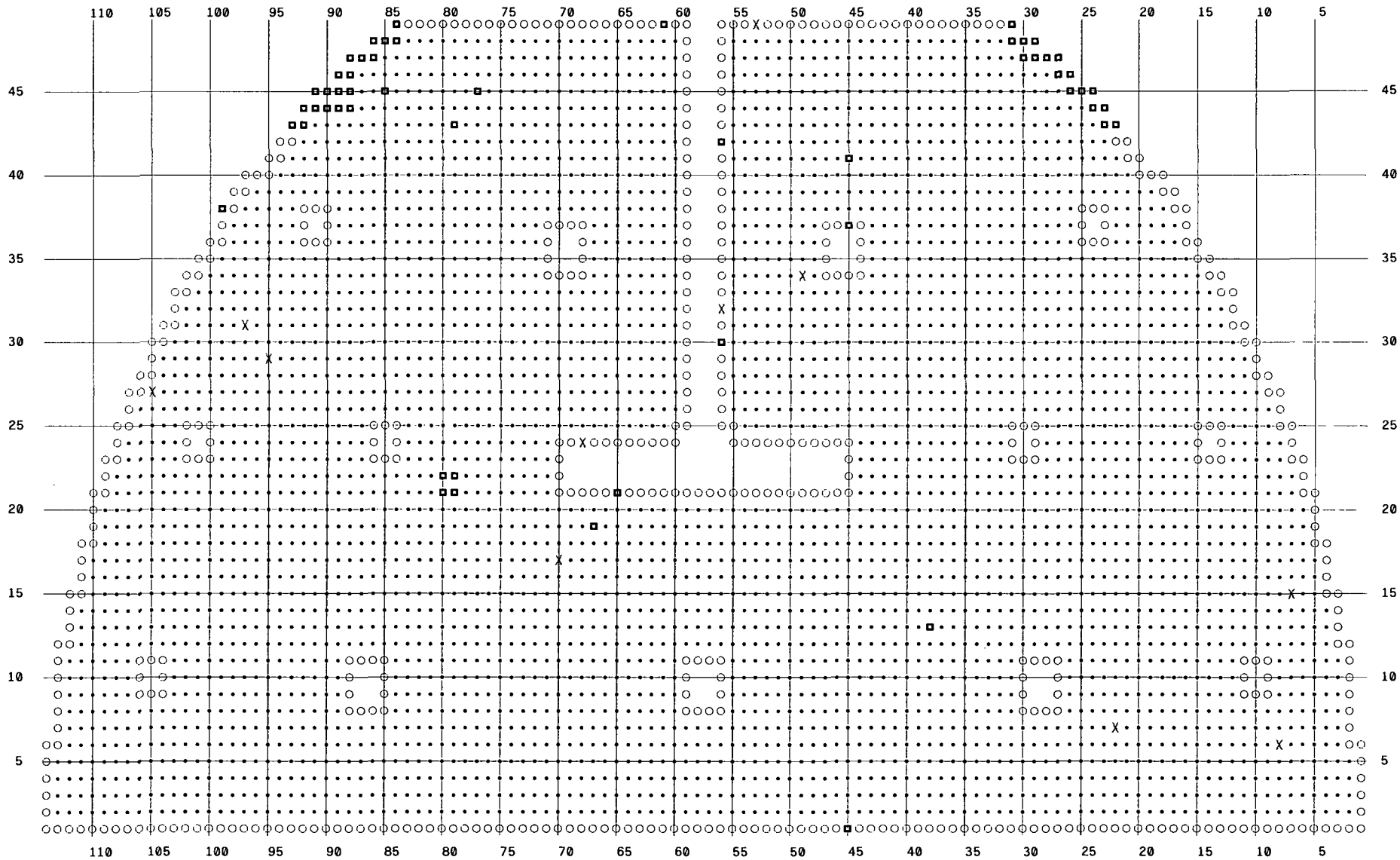
ROW	COL	VOLTS	DEG	IND	PER	CHN	LOCN	INCH1	INCH2	CRLEN	CRWID	CEG	BEGT	ENDT	PDIA	PTYPE	CAL	L
6	87			NDD									TEC	TEH	.610	NBAZC	69	H
6	87			NDD									07H	07H	.610	NPSNM	87	H
7	87			NDD									TSH	TSH	.610	NPSNM	17	H
7	87			NDD									TEC	TEH	.610	NBAZC	69	H
7	87			NDD									07H	07H	.610	NPSNM	87	H
8	87			NDD									TSH	TSH	.610	NPSNM	17	H
8	87			NDD									TEC	TEH	.610	NBAZC	69	H
8	87			NDD									07H	07H	.610	NPSNM	87	H
11	87			NDD									TSH	TSH	.610	NPSNM	17	H
11	87			NDD									TEC	TEH	.610	NBAZC	69	H
11	87			NDD									07H	07H	.610	NPSNM	87	H
29	87			NDD									TSH	TSH	.610	NPSNM	17	H
29	87			NDD									TEC	TEH	.610	NBAZC	59	H
29	87			NDD									09H	09H	.610	NPSNM	87	H
30	87			NDD									TSH	TSH	.610	NPSNM	17	H
30	87			NDD									TEC	TEH	.610	NBAZC	59	H
30	87			NDD									09H	09H	.610	NPSNM	87	H
31	87			NDD									TSH	TSH	.610	NPSNM	17	H
31	87			NDD									TEC	TEH	.610	NBAZC	59	H
31	87			NDD									09H	09H	.610	NPSNM	87	H
32	87			NDD									TSH	TSH	.610	NPSNM	17	H
32	87			NDD									TEC	TEH	.610	NBAZC	59	H
32	87			NDD									09H	09H	.610	NPSNM	87	H
33	87			NDD									TSH	TSH	.610	NPSNM	17	H
33	87			NDD									TEC	TEH	.610	NBAZC	59	H
33	87			NDD									09H	09H	.610	NPSNM	87	H
6	88			NDD									TSH	TSH	.610	NPSNM	19	H
6	88			NDD									TEC	TEH	.610	NBAZC	71	H
6	88			NDD									07H	07H	.610	NPSNM	87	H
7	88	3.34	183	NDD									TSH	TSH	.610	NPSNM	19	H
7	88			DNG		P1	08H	27.55					TEC	TEH	.610	NBAZC	71	H
7	88			NDD									07H	07H	.610	NPSNM	87	H
7	88			NDF		2	08H	27.55					08H	09H	.610	NPSNM	101	H
8	88			NDD									TSH	TSH	.610	NPSNM	19	H
8	88			NDD									TEC	TEH	.610	NBAZC	71	H
8	88			NDD									07H	07H	.610	NPSNM	87	H
9	88			NDD									TSH	TSH	.610	NPSNM	19	H
9	88			NDD									TEC	TEH	.610	NBAZC	71	H
9	88			NDD									07H	07H	.610	NPSNM	87	H
10	88			NDD									TSH	TSH	.610	NPSNM	19	H
10	88			NDD									TEC	TEH	.610	NBAZC	71	H
10	88			NDD									07H	07H	.610	NPSNM	87	H
11	88			NDD									TSH	TSH	.610	NPSNM	19	H
11	88			NDD									TEC	TEH	.610	NBAZC	71	H
11	88			NDD									07H	07H	.610	NPSNM	87	H

SG - B EC BASED PLUS POINT SPECIAL INTEREST PROGRAM

Braidwood A2R15 CDE D5

X 11 TUBE WITH EC BASED SI

■ 54 PLUGGED TUBE




ROW	COL	VOLTS	DEG	IND	PER	CHN	LOCN	INCH1	INCH2	BEGT	ENDT	PDIA	PTYPE	CAL	L
15	7			NDD						TSH	TSH	.610	NPSNM	1	H
15	7	.18	136	DSI		P1	07H	-.64		TEC	TEH	.610	NBAZC	29	H
15	7			TBP		11				07H	07H	.610	NPSNM	61	H
15	7	.12	90	PCT	16	2	07H	-.71		07H	07H	.610	NPSNM	61	H
15	7	.06	85	SVI		P4	07H	-.64		07H	07H	.610	NPSNM	61	H
6	8	.20	120	DSI		P1	05H	-.78		TEC	TEH	.610	NBAZC	31	H
6	8			TBP		11				05H	05H	.610	NPSNM	61	H
6	8	.21	97	PCT	21	2	05H	-.80		05H	05H	.610	NPSNM	61	H
6	8	.10	83	SVI		P4	05H	-.78		05H	05H	.610	NPSNM	61	H
7	22			NDD						TSH	TSH	.610	NPSNM	5	H
7	22	.23	124	DSI		P1	07H	-.69		TEC	TEH	.610	NBAZC	25	H
7	22			TBP		11				07H	07H	.610	NPSNM	61	H
7	22	.13	91	SVI		P4	07H	-.69		07H	07H	.610	NPSNM	61	H
7	22	.19	278	PCT	20	2	07H	-.64		07H	07H	.610	NPSNM	61	H
34	49	.23	60	DSS		P1	08H	-.78		TEC	TEH	.610	NBAZC	43	H
34	49			NDF		2	08H	-.78		08H	08H	.610	NPSNM	61	H
49	53	.11	73	PCT	16	2	TSC	.46		TSC	TSC	.610	NPSNM	14	C
49	53	.11	73	VOL		2	TSC	.46		TSC	TSC	.610	NPSNM	14	C
49	53	3.39	179	DNT		P1	AV3	.00		TEC	TEH	.610	NBAZC	43	H
49	53	.20	151	DFS		1	TSC	.65		TEC	TEH	.610	NBAZC	43	H
32	56	.19	140	DSI		P1	05H	-.80		TEC	TEH	.610	NBAZC	45	H
32	56			TBP		11				05H	05H	.610	NPSNM	61	H
32	56	.11	133	PCT	15	2	05H	-.76		05H	05H	.610	NPSNM	61	H
32	56	.06	49	SVI		P4	05H	-.68		05H	05H	.610	NPSNM	61	H
24	68	.56	116	DSI		P1	05H	-.65		TEC	TEH	.610	NBAZC	49	H
24	68			TBP		11				05H	05H	.610	NPSNM	61	H
24	68	.27	101	PCT	24	2	05H	-.80		05H	05H	.610	NPSNM	61	H
24	68	.21	67	SVI		P4	05H	-.79		05H	05H	.610	NPSNM	61	H
17	70	.34	95	NQS		P1	TSH	.74		TEC	TEH	.610	NBAZC	49	H
17	70			NDF		2	TSH	.74		TSH	TSH	.610	NPSNM	101	H
29	95	.23	123	DSI		P1	05H	-.69		TEC	TEH	.610	NBAZC	65	H
29	95	.14	86	SVI		P4	05H	-.72		05H	05H	.610	NPSNM	107	H
29	95			TBP		P4				05H	05H	.610	NPSNM	109	H
29	95	.19	89	SVI		P4	05H	-.75		05H	05H	.610	NPSNM	109	H
29	95	.03	68	PLP		11	05H	-.74		05H	05H	.610	NPSNM	109	H
29	95	.24	273	PCT	22	2	05H	-.74		05H	05H	.610	NPSNM	109	H
31	97	2.83	174	DNG		P1	10H	28.62		TEC	TEH	.610	NBAZC	65	H
31	97	.18	126	DFS		1	10H	32.26		TEC	TEH	.610	NBAZC	65	H
31	97			NDF		2	10H	32.26		10H	11H	.610	NPSNM	107	H
31	97			NDD						05H	05H	.610	NPSNM	109	H
27	105			NDD						TSH	TSH	.610	NPSNM	13	H
27	105	3.89	173	DNT		P1	07H	-.41		TEC	TEH	.610	NBAZC	69	H
27	105	2.90	174	DNT		P1	07H	.69		TEC	TEH	.610	NBAZC	69	H
27	105			NDF		2	07H	-.41		07H	07H	.610	NPSNM	107	H
ROW	COL	VOLTS	DEG	IND	PER	CHN	LOCN	INCH1	INCH2	BEGT	ENDT	PDIA	PTYPE	CAL	L

SG - B HOT LEG APPENDIX 12.8 +POINT SPECIAL INTEREST

Braidwood A2R15 CDE D5

X 190 TUBE ON HL APPENDIX 12.8

■ 54 PLUGGED TUBE



Braidwood 2 A2R15

CDE 20110401

07/28/2011 07:39:18

ROW	COL	VOLTS	DEG	IND	PER	CHN	LOCN	INCH1	INCH2	CRLEN	CRWID	CEG	BEGT	ENDT	PDIA	PTYPE	CAL	L
13	5			NDD									TEC	TEH	.610	NBAZC	29	H
13	5			NDD									07H	07H	.610	NPSNM	61	H
14	5			NDD									TEC	TEH	.610	NBAZC	31	H
14	5			NDD									07H	07H	.610	NPSNM	61	H
15	5			NDD									TEC	TEH	.610	NBAZC	29	H
15	5			NDD									07H	07H	.610	NPSNM	61	H
16	5			NDD									TEC	TEH	.610	NBAZC	31	H
16	5			NDD									07H	07H	.610	NPSNM	61	H
17	5			NDD									TEC	TEH	.610	NBAZC	31	H
17	5			NDD									07H	07H	.610	NPSNM	61	H
4	6			NDD									11C	TEC	.610	NBAZC	2	C
4	6			NDD									05H	05H	.610	NPSNM	61	H
4	6	3.31	178	DNG		P1	11H	11.53					11C	TEH	.590	SBUCC	89	H
5	6			NDD									TEC	TEH	.610	NBAZC	29	H
5	6			NDD									05H	05H	.610	NPSNM	61	H
6	6			NDD									TEC	TEH	.610	NBAZC	31	H
6	6			NDD									05H	05H	.610	NPSNM	61	H
7	6			NDD									TEC	TEH	.610	NBAZC	29	H
7	6			NDD									05H	05H	.610	NPSNM	61	H
8	6			NDD									TEC	TEH	.610	NBAZC	31	H
8	6			NDD									05H	05H	.610	NPSNM	61	H
13	6			NDD									TEC	TEH	.610	NBAZC	29	H
13	6			NDD									07H	07H	.610	NPSNM	61	H
14	6			NDD									TEC	TEH	.610	NBAZC	31	H
14	6			NDD									07H	07H	.610	NPSNM	61	H
15	6			NDD									TEC	TEH	.610	NBAZC	29	H
15	6			NDD									07H	07H	.610	NPSNM	61	H
16	6			NDD									TEC	TEH	.610	NBAZC	31	H
16	6			NDD									07H	07H	.610	NPSNM	61	H
17	6			NDD									TEC	TEH	.610	NBAZC	29	H
17	6			NDD									07H	07H	.610	NPSNM	61	H
4	7			NDD									11C	TEC	.610	NBAZC	2	C
4	7			NDD									05H	05H	.610	NPSNM	61	H
4	7			NDD									11C	TEH	.590	SBUCC	89	H
5	7	3.09	75	MBM		6	TSC	6.58					TEC	TEH	.610	NBAZC	29	H
5	7			NDD									05H	05H	.610	NPSNM	61	H
6	7			NDD									TEC	TEH	.610	NBAZC	31	H
6	7			NDD									05H	05H	.610	NPSNM	61	H
7	7			NDD									TEC	TEH	.610	NBAZC	29	H
7	7			NDD									05H	05H	.610	NPSNM	61	H
8	7			NDD									TEC	TEH	.610	NBAZC	31	H
8	7			NDD									05H	05H	.610	NPSNM	61	H
13	7	.10	121	DFS		1	08C	12.45					TEC	TEH	.610	NBAZC	29	H
13	7			NDD									07H	07H	.610	NPSNM	61	H
14	7			NDD									TEC	TEH	.610	NBAZC	31	H
14	7			NDD									07H	07H	.610	NPSNM	61	H
15	7			NDD									TSH	TSH	.610	NPSNM	1	H
15	7	.18	136	DSI		P1	07H	-.64					TEC	TEH	.610	NBAZC	29	H
15	7			TBP		11							07H	07H	.610	NPSNM	61	H
15	7	.12	90	PCT	16	2	07H	-.71		.14	.45	69	07H	07H	.610	NPSNM	61	H
15	7	.06	85	SVI		P4	07H	-.64					07H	07H	.610	NPSNM	61	H
16	7			NDD									TEC	TEH	.610	NBAZC	31	H
16	7			NDD									07H	07H	.610	NPSNM	61	H
17	7			NDD									TEC	TEH	.610	NBAZC	29	H
17	7			NDD									07H	07H	.610	NPSNM	61	H

ROW	COL	VOLTS	DEG	IND	PER	CHN	LOCN	INCH1	INCH2	CRLEN	CRWID	CEG	BEGT	ENDT	PDIA	PTYPE	CAL	L
-----	-----	-------	-----	-----	-----	-----	------	-------	-------	-------	-------	-----	------	------	------	-------	-----	---

ROW	COL	VOLTS	DEG	IND	PER	CHN	LOCN	INCH1	INCH2	CRLEN	CRWID	CEG	BEGT	ENDT	PDIA	PTYPE	CAL	L
4	8			NDD									11C	TEC	.610	NBAZC	2	C
4	8			NDD									05H	05H	.610	NPSNM	61	H
4	8			NDD									11C	TEH	.590	SBUCC	89	H
5	8			NDD									TEC	TEH	.610	NBAZC	29	H
5	8			NDD									05H	05H	.610	NPSNM	61	H
6	8	.20	120	DSI		P1	05H	-.78					TEC	TEH	.610	NBAZC	31	H
6	8			TBP		11							05H	05H	.610	NPSNM	61	H
6	8	.21	97	PCT	21	2	05H	-.80		.24	.41	63	05H	05H	.610	NPSNM	61	H
6	8	.10	83	SVI		P4	05H	-.78					05H	05H	.610	NPSNM	61	H
7	8			NDD									TEC	TEH	.610	NBAZC	29	H
7	8			NDD									05H	05H	.610	NPSNM	61	H
8	8			NDD									TEC	TEH	.610	NBAZC	31	H
8	8			NDD									05H	05H	.610	NPSNM	61	H
13	8			NDD									TEC	TEH	.610	NBAZC	29	H
13	8			NDD									07H	07H	.610	NPSNM	61	H
14	8			NDD									TEC	TEH	.610	NBAZC	31	H
14	8			NDD									07H	07H	.610	NPSNM	61	H
15	8			NDD									TEC	TEH	.610	NBAZC	29	H
15	8			NDD									07H	07H	.610	NPSNM	61	H
16	8			NDD									TEC	TEH	.610	NBAZC	31	H
16	8			NDD									07H	07H	.610	NPSNM	61	H
17	8			NDD									TEC	TEH	.610	NBAZC	29	H
17	8			NDD									07H	07H	.610	NPSNM	61	H
4	9			NDD									11C	TEC	.610	NBAZC	2	C
4	9			NDD									TSH	TSH	.610	NPSNM	3	H
4	9			NDD									05H	05H	.610	NPSNM	61	H
4	9			NDD									11C	TEH	.590	SBUCC	89	H
5	9			NDD									TSH	TSH	.610	NPSNM	3	H
5	9			NDD									TEC	TEH	.610	NBAZC	29	H
5	9			NDD									05H	05H	.610	NPSNM	61	H
6	9			NDD									TSH	TSH	.610	NPSNM	3	H
6	9			NDD									TEC	TEH	.610	NBAZC	31	H
6	9			NDD									05H	05H	.610	NPSNM	61	H
7	9			NDD									TSH	TSH	.610	NPSNM	3	H
7	9			NDD									TEC	TEH	.610	NBAZC	29	H
7	9			NDD									05H	05H	.610	NPSNM	61	H
8	9			NDD									TSH	TSH	.610	NPSNM	3	H
8	9			NDD									TEC	TEH	.610	NBAZC	31	H
8	9			NDD									05H	05H	.610	NPSNM	61	H
13	9			NDD									TSH	TSH	.610	NPSNM	3	H
13	9			NDD									TEC	TEH	.610	NBAZC	29	H
13	9			NDD									07H	07H	.610	NPSNM	61	H
14	9			NDD									TSH	TSH	.610	NPSNM	3	H
14	9			NDD									TEC	TEH	.610	NBAZC	31	H
14	9			NDD									07H	07H	.610	NPSNM	61	H
15	9			NDD									TSH	TSH	.610	NPSNM	3	H
15	9			NDD									TEC	TEH	.610	NBAZC	29	H
15	9			NDD									07H	07H	.610	NPSNM	61	H
16	9			NDD									TSH	TSH	.610	NPSNM	3	H
16	9			NDD									TEC	TEH	.610	NBAZC	31	H
16	9			NDD									07H	07H	.610	NPSNM	61	H
16	9			NDD									TSH	01H	.610	NPSNM	103	H
17	9			NDD									TSH	TSH	.610	NPSNM	3	H
17	9			NDD									TEC	TEH	.610	NBAZC	29	H
17	9			NDD									07H	07H	.610	NPSNM	61	H
4	10			NDD									TSH	TSH	.610	NPSNM	1	H
4	10			NDD									11C	TEC	.610	NBAZC	2	C
4	10			NDD									05H	05H	.610	NPSNM	61	H

ROW	COL	VOLTS	DEG	IND	PER	CHN	LOCN	INCH1	INCH2	CRLEN	CRWID	CEG	BEGT	ENDT	PDIA	PTYPE	CAL	L
-----	-----	-------	-----	-----	-----	-----	------	-------	-------	-------	-------	-----	------	------	------	-------	-----	---

ROW	COL	VOLTS	DEG	IND	PER	CHN	LOCN	INCH1	INCH2	CRLEN	CRWID	CEG	BEGT	ENDT	PDIA	PTYPE	CAL	L
4	10	3.21	182	DNG		P1	TSH	7.13					11C	TEH	.590	SBUCC	89	H
4	10	5.18	180	DNG		P1	08H	18.64					11C	TEH	.590	SBUCC	89	H
4	10			NDF		2	08H	19.13					08H	09H	.610	NPSNM	101	H
5	10			NDD									TSH	TSH	.610	NPSNM	1	H
5	10			NDD									TEC	TEH	.610	NBAZC	29	H
5	10			NDD									05H	05H	.610	NPSNM	61	H
6	10			NDD									TSH	TSH	.610	NPSNM	1	H
6	10			NDD									TEC	TEH	.610	NBAZC	31	H
6	10			NDD									05H	05H	.610	NPSNM	61	H
7	10			NDF		2	TSH	-2.49					TSH	TSH	.610	NPSNM	1	H
7	10			NDD									TEC	TEH	.610	NBAZC	29	H
7	10			NDD									05H	05H	.610	NPSNM	61	H
8	10			NDD									TSH	TSH	.610	NPSNM	1	H
8	10			NDD									TEC	TEH	.610	NBAZC	31	H
8	10			NDD									05H	05H	.610	NPSNM	61	H
5	20			NDD									TSH	TSH	.610	NPSNM	5	H
5	20			NDD									TEC	TEH	.610	NBAZC	25	H
5	20			NDD									07H	07H	.610	NPSNM	61	H
6	20	3.55	87	NDF		2	TSH	-1.67					TSH	TSH	.610	NPSNM	5	H
6	20			MBM		6	02C	1.25					TEC	TEH	.610	NBAZC	25	H
6	20			NDD									07H	07H	.610	NPSNM	61	H
7	20			NDF		2	TSH	-3.42					TSH	TSH	.610	NPSNM	5	H
7	20			NDF		2	TSH	-1.98					TSH	TSH	.610	NPSNM	5	H
7	20			NDD									TEC	TEH	.610	NBAZC	25	H
7	20			NDD									07H	07H	.610	NPSNM	61	H
8	20			NDF		2	TSH	-5.10					TSH	TSH	.610	NPSNM	5	H
8	20			NDD									TEC	TEH	.610	NBAZC	25	H
8	20			NDD									07H	07H	.610	NPSNM	61	H
9	20			NDF		2	TSH	-2.07					TSH	TSH	.610	NPSNM	5	H
9	20			NDD									TEC	TEH	.610	NBAZC	25	H
9	20			NDD									07H	07H	.610	NPSNM	61	H
5	21			NDD									TSH	TSH	.610	NPSNM	7	H
5	21			NDD									TEC	TEH	.610	NBAZC	27	H
5	21			NDD									07H	07H	.610	NPSNM	61	H
6	21	3.89	178	NDD									TSH	TSH	.610	NPSNM	7	H
6	21			DNG		P1	11H	13.89					TEC	TEH	.610	NBAZC	27	H
6	21			NDD									07H	07H	.610	NPSNM	61	H
7	21			NDD									TSH	TSH	.610	NPSNM	7	H
7	21			NDD									TEC	TEH	.610	NBAZC	27	H
7	21			NDD									07H	07H	.610	NPSNM	61	H
8	21			NDF		2	TSH	-3.70					TSH	TSH	.610	NPSNM	7	H
8	21			NDD									TEC	TEH	.610	NBAZC	27	H
8	21			NDD									07H	07H	.610	NPSNM	61	H
9	21			NDD									TSH	TSH	.610	NPSNM	7	H
9	21			NDD									TEC	TEH	.610	NBAZC	27	H
9	21			NDD									07H	07H	.610	NPSNM	61	H
5	22			NDD									TSH	TSH	.610	NPSNM	5	H
5	22			NDD									TEC	TEH	.610	NBAZC	25	H
5	22			NDD									07H	07H	.610	NPSNM	61	H
6	22			NDD									TSH	TSH	.610	NPSNM	5	H
6	22			NDD									TEC	TEH	.610	NBAZC	25	H
6	22			NDD									07H	07H	.610	NPSNM	61	H
7	22			NDD									TSH	TSH	.610	NPSNM	5	H
7	22	.23	124	DSI		P1	07H	-.69					TEC	TEH	.610	NBAZC	25	H
7	22			TBP		11							07H	07H	.610	NPSNM	61	H
7	22	.13	91	SVI		P4	07H	-.69					07H	07H	.610	NPSNM	61	H
7	22	.19	278	PCT	20	2	07H	-.64		.22	.39	59	07H	07H	.610	NPSNM	61	H
8	22			NDD									TSH	TSH	.610	NPSNM	5	H
8	22			NDD									TEC	TEH	.610	NBAZC	25	H
8	22			NDD									07H	07H	.610	NPSNM	61	H

ROW	COL	VOLTS	DEG	IND	PER	CHN	LOCN	INCH1	INCH2	CRLEN	CRWID	CEG	BEGT	ENDT	PDIA	PTYPE	CAL	L
-----	-----	-------	-----	-----	-----	-----	------	-------	-------	-------	-------	-----	------	------	------	-------	-----	---

Braidwood 2 A2R15

CDE 20110401

07/28/2011 07:39:18

ROW	COL	VOLTS	DEG	IND	PER	CHN	LOCN	INCH1	INCH2	CRLEN	CRWID	CEG	BEGT	ENDT	PDIA	PTYPE	CAL	L
9	22			NDD									TSH	TSH	.610	NPSNM	5	H
9	22			NDD									TEC	TEH	.610	NBAZC	25	H
9	22			NDD									07H	07H	.610	NPSNM	61	H
5	23			NDD									TEC	TEH	.610	NBAZC	27	H
5	23			NDD									07H	07H	.610	NPSNM	61	H
6	23			NDD									TEC	TEH	.610	NBAZC	27	H
6	23			NDD									07H	07H	.610	NPSNM	61	H
7	23			NDD									TEC	TEH	.610	NBAZC	27	H
7	23			NDD									07H	07H	.610	NPSNM	61	H
8	23			NDD									TEC	TEH	.610	NBAZC	27	H
8	23			NDD									07H	07H	.610	NPSNM	61	H
9	23	2.96	186	DNG		P1	01H	3.05					TEC	TEH	.610	NBAZC	27	H
9	23			NDD									07H	07H	.610	NPSNM	61	H
5	24			NDD									TEC	TEH	.610	NBAZC	25	H
5	24			NDD									07H	07H	.610	NPSNM	61	H
6	24			NDD									TEC	TEH	.610	NBAZC	25	H
6	24			NDD									07H	07H	.610	NPSNM	61	H
7	24			NDD									TEC	TEH	.610	NBAZC	25	H
7	24			NDD									07H	07H	.610	NPSNM	61	H
8	24			NDD									TEC	TEH	.610	NBAZC	25	H
8	24			NDD									07H	07H	.610	NPSNM	61	H
9	24			NDD									TEC	TEH	.610	NBAZC	25	H
9	24			NDD									07H	07H	.610	NPSNM	61	H
12	37			NDD									TEC	TEH	.610	NBAZC	23	H
12	37			NDD									07H	07H	.610	NPSNM	103	H
12	37			NDD									05H	05H	.610	NPSNM	103	H
12	37			NDD									08H	08H	.610	NPSNM	103	H
13	37			NDD									TEC	TEH	.610	NBAZC	23	H
13	37			NDD									05H	05H	.610	NPSNM	103	H
13	37			NDD									08H	08H	.610	NPSNM	103	H
13	37			NDD									07H	07H	.610	NPSNM	103	H
14	37	1.75	180	INR		P1	07C	2.00					TEC	TEH	.610	NBAZC	23	H
14	37	3.24	182	DNG		P1	07C	3.52					TEC	TEH	.610	NBAZC	23	H
14	37	2.37	181	DNG		P1	07C	6.68					TEC	TEH	.610	NBAZC	23	H
14	37	2.29	182	DNG		P1	07C	21.29					TEC	TEH	.610	NBAZC	23	H
14	37	2.12	182	DNG		P1	07C	27.34					TEC	TEH	.610	NBAZC	23	H
14	37			NDD									07H	07H	.610	NPSNM	101	H
14	37			NDD									08H	08H	.610	NPSNM	101	H
14	37			NDD									05H	05H	.610	NPSNM	101	H
12	38			NDD									TEC	TEH	.610	NBAZC	21	H
12	38			NDD									05H	05H	.610	NPSNM	103	H
12	38			NDD									08H	08H	.610	NPSNM	103	H
12	38			NDD									07H	07H	.610	NPSNM	103	H
14	38	2.98	80	MBM		6	01H	13.27					TEC	TEH	.610	NBAZC	21	H
14	38	.30	46	DFS		1	09C	28.88					TEC	TEH	.610	NBAZC	21	H
14	38			NDD									08H	08H	.610	NPSNM	101	H
14	38			NDD									05H	05H	.610	NPSNM	101	H
14	38			NDD									07H	07H	.610	NPSNM	101	H
12	39			NDD									TEC	TEH	.610	NBAZC	23	H
12	39			NDD									07H	07H	.610	NPSNM	101	H
12	39			NDD									05H	05H	.610	NPSNM	101	H
12	39			NDD									08H	08H	.610	NPSNM	101	H
13	39			NDD									TEC	TEH	.610	NBAZC	23	H
13	39			NDD									08H	08H	.610	NPSNM	101	H
13	39			NDD									05H	05H	.610	NPSNM	101	H
13	39			NDD									07H	07H	.610	NPSNM	101	H
14	39			NDD									TEC	TEH	.610	NBAZC	23	H
14	39			NDD									08H	08H	.610	NPSNM	101	H
14	39			NDD									07H	07H	.610	NPSNM	101	H
14	39			NDD									05H	05H	.610	NPSNM	101	H
14	39			NDD									08H	08H	.610	NPSNM	109	H

ROW	COL	VOLTS	DEG	IND	PER	CHN	LOCN	INCH1	INCH2	CRLEN	CRWID	CEG	BEGT	ENDT	PDIA	PTYPE	CAL	L
-----	-----	-------	-----	-----	-----	-----	------	-------	-------	-------	-------	-----	------	------	------	-------	-----	---

ROW	COL	VOLTS	DEG	IND	PER	CHN	LOCN	INCH1	INCH2	CRLEN	CRWID	CEG	BEGT	ENDT	PDIA	PTYPE	CAL	L
32	47			NDD									TSH	TSH	.610	NPSNM	5	H
32	47			NDD									TEC	TEH	.610	NBAZC	43	H
32	47			NDD									08H	08H	.610	NPSNM	61	H
33	47			NDD									TSH	TSH	.610	NPSNM	5	H
33	47			NDD									TEC	TEH	.610	NBAZC	43	H
33	47			NDD									08H	08H	.610	NPSNM	61	H
34	47			NDD									TSH	TSH	.610	NPSNM	5	H
34	47			NDD									TEC	TEH	.610	NBAZC	43	H
34	47			NDD									08H	08H	.610	NPSNM	61	H
35	47			NDD									TSH	TSH	.610	NPSNM	5	H
35	47			NDD									TEC	TEH	.610	NBAZC	43	H
35	47			NDD									08H	08H	.610	NPSNM	61	H
36	47			NDD									TSH	TSH	.610	NPSNM	5	H
36	47			NDD									TEC	TEH	.610	NBAZC	43	H
36	47			NDD									08H	08H	.610	NPSNM	61	H
32	48	1.19	0	PCT	16	P2	AV2	.03					TEC	TEH	.610	NBAZC	41	H
32	48			NDD									08H	08H	.610	NPSNM	61	H
33	48	.19	144	DFS		1	09C	41.90					TEC	TEH	.610	NBAZC	41	H
33	48			NDD									08H	08H	.610	NPSNM	61	H
34	48			NDD									TEC	TEH	.610	NBAZC	41	H
34	48			NDD									08H	08H	.610	NPSNM	61	H
35	48	2.26	174	DNG		P1	05H	30.87					TEC	TEH	.610	NBAZC	41	H
35	48			NDD									08H	08H	.610	NPSNM	61	H
36	48			NDD									TEC	TEH	.610	NBAZC	41	H
36	48			NDD									08H	08H	.610	NPSNM	61	H
32	49			NDD									TEC	TEH	.610	NBAZC	43	H
32	49			NDD									08H	08H	.610	NPSNM	61	H
33	49			NDD									TEC	TEH	.610	NBAZC	43	H
33	49			NDD									08H	08H	.610	NPSNM	61	H
34	49	.23	60	DSS		P1	08H	-.78					TEC	TEH	.610	NBAZC	43	H
34	49			NDF		2	08H	-.78					08H	08H	.610	NPSNM	61	H
35	49			NDD									TEC	TEH	.610	NBAZC	43	H
35	49			NDD									08H	08H	.610	NPSNM	61	H
36	49			NDD									TEC	TEH	.610	NBAZC	43	H
36	49			NDD									08H	08H	.610	NPSNM	61	H
32	50			NDD									TEC	TEH	.610	NBAZC	41	H
32	50			NDD									08H	08H	.610	NPSNM	61	H
33	50	.24	151	DFS		1	03H	6.06					TEC	TEH	.610	NBAZC	41	H
33	50	2.05	85	MBM		6	09H	14.79					TEC	TEH	.610	NBAZC	41	H
33	50	2.44	62	MBM		6	AV2	15.32					TEC	TEH	.610	NBAZC	41	H
33	50	2.69	81	MBM		6	07C	19.97					TEC	TEH	.610	NBAZC	41	H
33	50			NDD									08H	08H	.610	NPSNM	61	H
34	50			NDD									TEC	TEH	.610	NBAZC	41	H
34	50			NDD									08H	08H	.610	NPSNM	61	H
35	50			NDD									TEC	TEH	.610	NBAZC	41	H
35	50			NDD									08H	08H	.610	NPSNM	61	H
36	50			NDD									TEC	TEH	.610	NBAZC	41	H
36	50			NDD									08H	08H	.610	NPSNM	61	H
32	51			NDD									TEC	TEH	.610	NBAZC	43	H
32	51			NDD									08H	08H	.610	NPSNM	61	H
33	51			NDD									TEC	TEH	.610	NBAZC	43	H
33	51			NDD									08H	08H	.610	NPSNM	61	H
34	51	.08	111	DFS		1	08C	25.34					TEC	TEH	.610	NBAZC	43	H
34	51	.21	160	DFS		1	08C	26.51					TEC	TEH	.610	NBAZC	43	H
34	51			NDD									08H	08H	.610	NPSNM	61	H
ROW	COL	VOLTS	DEG	IND	PER	CHN	LOCN	INCH1	INCH2	CRLEN	CRWID	CEG	BEGT	ENDT	PDIA	PTYPE	CAL	L

ROW	COL	VOLTS	DEG	IND	PER	CHN	LOCN	INCH1	INCH2	CRLEN	CRWID	CEG	BEGT	ENDT	PDIA	PTYPE	CAL	L
35	51			NDD									TEC	TEH	.610	NBAZC	43	H
35	51			NDD									08H	08H	.610	NPSNM	61	H
36	51			NDD									TEC	TEH	.610	NBAZC	43	H
36	51			NDD									08H	08H	.610	NPSNM	61	H
30	54			NDD									TEC	TEH	.610	NBAZC	41	H
30	54			NDD									05H	05H	.610	NPSNM	61	H
31	54			NDD									TEC	TEH	.610	NBAZC	41	H
31	54			NDD									05H	05H	.610	NPSNM	61	H
32	54			NDD									TEC	TEH	.610	NBAZC	41	H
32	54			NDD									05H	05H	.610	NPSNM	61	H
33	54			NDD									TEC	TEH	.610	NBAZC	41	H
33	54			NDD									05H	05H	.610	NPSNM	61	H
34	54			NDD									TEC	TEH	.610	NBAZC	41	H
34	54			NDD									05H	05H	.610	NPSNM	61	H
29	55			NDD									TEC	TEH	.610	NBAZC	43	H
29	55			NDD									08H	08H	.610	NPSNM	103	H
29	55			NDD									05H	05H	.610	NPSNM	103	H
29	55			NDD									07H	07H	.610	NPSNM	103	H
30	55			NDD									TEC	TEH	.610	NBAZC	43	H
30	55			NDD									05H	05H	.610	NPSNM	61	H
30	55			NDD									07H	07H	.610	NPSNM	103	H
30	55			NDD									08H	08H	.610	NPSNM	103	H
31	55			NDD									TEC	TEH	.610	NBAZC	43	H
31	55			NDD									05H	05H	.610	NPSNM	61	H
31	55			NDD									08H	08H	.610	NPSNM	101	H
31	55			NDD									07H	07H	.610	NPSNM	101	H
32	55			NDD									TEC	TEH	.610	NBAZC	43	H
32	55			NDD									05H	05H	.610	NPSNM	61	H
33	55			NDD									TEC	TEH	.610	NBAZC	43	H
33	55			NDD									05H	05H	.610	NPSNM	61	H
34	55			NDD									TEC	TEH	.610	NBAZC	43	H
34	55			NDD									05H	05H	.610	NPSNM	61	H
29	56			NDD									TEC	TEH	.610	NBAZC	45	H
29	56			NDD									05H	05H	.610	NPSNM	101	H
29	56			NDD									08H	08H	.610	NPSNM	101	H
29	56			NDD									07H	07H	.610	NPSNM	101	H
31	56			NDD									TEC	TEH	.610	NBAZC	45	H
31	56			NDD									05H	05H	.610	NPSNM	61	H
31	56			NDD									08H	08H	.610	NPSNM	101	H
31	56			NDD									07H	07H	.610	NPSNM	101	H
32	56	.19	140	DSI		P1	05H	-.80					TEC	TEH	.610	NBAZC	45	H
32	56			TBP		11							05H	05H	.610	NPSNM	61	H
32	56	.11	133	PCT	15	2	05H	-.76		.22	.38	58	05H	05H	.610	NPSNM	61	H
32	56	.06	49	SVI		P4	05H	-.68					05H	05H	.610	NPSNM	61	H
33	56			NDD									TEC	TEH	.610	NBAZC	45	H
33	56			NDD									05H	05H	.610	NPSNM	61	H
34	56			NDD									TEC	TEH	.610	NBAZC	45	H
34	56			NDD									05H	05H	.610	NPSNM	61	H
29	59			NDD									TSH	TSH	.610	NPSNM	9	H
29	59			NDD									TEC	TEH	.610	NBAZC	45	H
29	59			NDD									05H	05H	.610	NPSNM	103	H
29	59			NDD									08H	08H	.610	NPSNM	103	H
29	59			NDD									07H	07H	.610	NPSNM	103	H
30	59			NDD									TSH	TSH	.610	NPSNM	9	H
30	59			NDD									TEC	TEH	.610	NBAZC	45	H
30	59			NDD									05H	05H	.610	NPSNM	61	H
30	59			NDD									08H	08H	.610	NPSNM	103	H
30	59			NDD									07H	07H	.610	NPSNM	103	H
30	59			NDD									07H	07H	.610	NPSNM	103	H

ROW	COL	VOLTS	DEG	IND	PER	CHN	LOCN	INCH1	INCH2	CRLEN	CRWID	CEG	BEGT	ENDT	PDIA	PTYPE	CAL	L
-----	-----	-------	-----	-----	-----	-----	------	-------	-------	-------	-------	-----	------	------	------	-------	-----	---

ROW	COL	VOLTS	DEG	IND	PER	CHN	LOCN	INCH1	INCH2	CRLEN	CRWID	CEG	BEGT	ENDT	PDIA	PTYPE	CAL	L
31	59			NDD									TSH	TSH	.610	NPSNM	9	H
31	59			NDD									TEC	TEH	.610	NBAZC	45	H
31	59			NDD									05H	05H	.610	NPSNM	61	H
31	59			NDD									07H	07H	.610	NPSNM	103	H
31	59			NDD									08H	08H	.610	NPSNM	103	H
32	59			NDD									TSH	TSH	.610	NPSNM	9	H
32	59	3.37	181	DNG		P1	03H	11.36					TEC	TEH	.610	NBAZC	45	H
32	59			NDD									05H	05H	.610	NPSNM	61	H
33	59			NDD									TSH	TSH	.610	NPSNM	9	H
33	59	4.37	72	MBM		6	10C	37.05					TEC	TEH	.610	NBAZC	45	H
33	59			NDD									05H	05H	.610	NPSNM	61	H
34	59			NDD									TSH	TSH	.610	NPSNM	9	H
34	59			NDD									TEC	TEH	.610	NBAZC	45	H
34	59			NDD									05H	05H	.610	NPSNM	61	H
20	64			NDD									TEC	TEH	.610	NBAZC	45	H
20	64			NDD									03H	03H	.610	NPSNM	101	H
20	64			NDD									05H	05H	.610	NPSNM	101	H
20	64			NDD									07H	07H	.610	NPSNM	101	H
21	64			NDD									TEC	TEH	.610	NBAZC	45	H
21	64			NDD									07H	07H	.610	NPSNM	103	H
21	64			NDD									05H	05H	.610	NPSNM	103	H
21	64			NDD									03H	03H	.610	NPSNM	103	H
24	64			NDD									TEC	TEH	.610	NBAZC	45	H
24	64			NDD									05H	05H	.610	NPSNM	101	H
24	64			NDD									03H	03H	.610	NPSNM	101	H
24	64			NDD									07H	07H	.610	NPSNM	101	H
20	65			NDD									TEC	TEH	.610	NBAZC	47	H
20	65			NDD									07H	07H	.610	NPSNM	101	H
20	65			NDD									05H	05H	.610	NPSNM	101	H
20	65			NDD									03H	03H	.610	NPSNM	101	H
24	65			NDD									TEC	TEH	.610	NBAZC	47	H
24	65			NDD									05H	05H	.610	NPSNM	101	H
24	65			NDD									07H	07H	.610	NPSNM	101	H
24	65			NDD									03H	03H	.610	NPSNM	101	H
18	66			NDD									TEC	TEH	.610	NBAZC	45	H
18	66			NDD									07H	07H	.610	NPSNM	101	H
18	66			NDD									05H	05H	.610	NPSNM	101	H
18	66			NDD									03H	03H	.610	NPSNM	101	H
19	66			NDD									TEC	TEH	.610	NBAZC	45	H
19	66			NDD									07H	07H	.610	NPSNM	103	H
19	66			NDD									05H	05H	.610	NPSNM	103	H
19	66			NDD									03H	03H	.610	NPSNM	103	H
20	66			NDD									TEC	TEH	.610	NBAZC	45	H
20	66			NDD									05H	05H	.610	NPSNM	103	H
20	66			NDD									03H	03H	.610	NPSNM	103	H
20	66			NDD									07H	07H	.610	NPSNM	103	H
21	66			NDD									TEC	TEH	.610	NBAZC	45	H
21	66			NDD									05H	05H	.610	NPSNM	61	H
21	66			NDD									03H	03H	.610	NPSNM	103	H
21	66			NDD									07H	07H	.610	NPSNM	103	H
24	66			NDD									TEC	TEH	.610	NBAZC	45	H
24	66			NDD									05H	05H	.610	NPSNM	61	H
24	66			NDD									03H	03H	.610	NPSNM	101	H
24	66			NDD									07H	07H	.610	NPSNM	101	H
25	66			NDD									TEC	TEH	.610	NBAZC	45	H
25	66			NDD									05H	05H	.610	NPSNM	61	H
26	66			NDD									TEC	TEH	.610	NBAZC	45	H
26	66			NDD									05H	05H	.610	NPSNM	61	H
18	67			NDD									TEC	TEH	.610	NBAZC	51	H
18	67			NDD									03H	03H	.610	NPSNM	101	H
18	67			NDD									07H	07H	.610	NPSNM	101	H
18	67			NDD									05H	05H	.610	NPSNM	101	H

ROW	COL	VOLTS	DEG	IND	PER	CHN	LOCN	INCH1	INCH2	CRLEN	CRWID	CEG	BEGT	ENDT	PDIA	PTYPE	CAL	L
-----	-----	-------	-----	-----	-----	-----	------	-------	-------	-------	-------	-----	------	------	------	-------	-----	---

ROW	COL	VOLTS	DEG	IND	PER	CHN	LOCN	INCH1	INCH2	CRLEN	CRWID	CEG	BEGT	ENDT	PDIA	PTYPE	CAL	L
20	67			NDD									TEC	TEH	.610	NBAZC	51	H
20	67			NDD									07H	07H	.610	NPSNM	103	H
20	67			NDD									03H	03H	.610	NPSNM	103	H
20	67			NDD									05H	05H	.610	NPSNM	103	H
21	67	4.08	84	MBM		6	09H	19.93					TEC	TEH	.610	NBAZC	51	H
21	67			NDD									05H	05H	.610	NPSNM	61	H
24	67			NDD									TEC	TEH	.610	NBAZC	51	H
24	67			NDD									05H	05H	.610	NPSNM	61	H
25	67	.14	140	DFS		1	06C	16.24					TEC	TEH	.610	NBAZC	51	H
25	67			NDD									05H	05H	.610	NPSNM	61	H
26	67			NDD									TEC	TEH	.610	NBAZC	51	H
26	67			NDD									05H	05H	.610	NPSNM	61	H
18	68			NDD									TEC	TEH	.610	NBAZC	49	H
18	68			NDD									07H	07H	.610	NPSNM	101	H
18	68			NDD									05H	05H	.610	NPSNM	101	H
18	68			NDD									03H	03H	.610	NPSNM	101	H
19	68			NDD									TEC	TEH	.610	NBAZC	49	H
19	68			NDD									03H	03H	.610	NPSNM	101	H
19	68			NDD									05H	05H	.610	NPSNM	101	H
19	68			NDD									07H	07H	.610	NPSNM	101	H
20	68			NDD									TEC	TEH	.610	NBAZC	49	H
20	68			NDD									03H	03H	.610	NPSNM	103	H
20	68			NDD									05H	05H	.610	NPSNM	103	H
20	68			NDD									07H	07H	.610	NPSNM	103	H
21	68			NDD									TEC	TEH	.610	NBAZC	49	H
21	68			NDD									05H	05H	.610	NPSNM	61	H
24	68	.56	116	DSI		P1	05H	-.65					TEC	TEH	.610	NBAZC	49	H
24	68			TBP		11							05H	05H	.610	NPSNM	61	H
24	68	.27	101	PCT	24	2	05H	-.80		.24	.46	71	05H	05H	.610	NPSNM	61	H
24	68	.21	67	SVI		P4	05H	-.79					05H	05H	.610	NPSNM	61	H
25	68			NDD									TEC	TEH	.610	NBAZC	49	H
25	68			NDD									05H	05H	.610	NPSNM	61	H
26	68			NDD									TEC	TEH	.610	NBAZC	49	H
26	68			NDD									05H	05H	.610	NPSNM	61	H
21	69			NDD									TEC	TEH	.610	NBAZC	51	H
21	69			NDD									05H	05H	.610	NPSNM	61	H
24	69	.29	139	DSS		P1	02C	.30					TEC	TEH	.610	NBAZC	51	H
24	69			NDD									05H	05H	.610	NPSNM	61	H
25	69			NDD									TEC	TEH	.610	NBAZC	51	H
25	69			NDD									05H	05H	.610	NPSNM	61	H
26	69			NDD									TEC	TEH	.610	NBAZC	51	H
26	69			NDD									05H	05H	.610	NPSNM	61	H
21	70			NDD									TEC	TEH	.610	NBAZC	49	H
21	70			NDD									05H	05H	.610	NPSNM	61	H
22	70			NDD									TEC	TEH	.610	NBAZC	49	H
22	70			NDD									05H	05H	.610	NPSNM	61	H
23	70			NDD									TEC	TEH	.610	NBAZC	49	H
23	70			NDD									05H	05H	.610	NPSNM	61	H
24	70			NDD									TEC	TEH	.610	NBAZC	49	H
24	70			NDD									05H	05H	.610	NPSNM	61	H
25	70			NDD									TEC	TEH	.610	NBAZC	49	H
25	70			NDD									05H	05H	.610	NPSNM	61	H
26	70	.85	68	DSS		P1	11C	.20					TEC	TEH	.610	NBAZC	49	H
26	70			NDD									05H	05H	.610	NPSNM	61	H
27	93			NDD									TEC	TEH	.610	NBAZC	65	H
27	93			NDD									05H	05H	.610	NPSNM	109	H

ROW	COL	VOLTS	DEG	IND	PER	CHN	LOCN	INCH1	INCH2	CRLEN	CRWID	CEG	BEGT	ENDT	PDIA	PTYPE	CAL	L
-----	-----	-------	-----	-----	-----	-----	------	-------	-------	-------	-------	-----	------	------	------	-------	-----	---

Braidwood 2 A2R15

CDE 20110401

07/28/2011 07:39:18

ROW	COL	VOLTS	DEG	IND	PER	CHN	LOCN	INCH1	INCH2	CRLEN	CRWID	CEG	BEGT	ENDT	PDIA	PTYPE	CAL	L
28	93			NDD									TEC	TEH	.610	NBAZC	65	H
28	93			NDD									05H	05H	.610	NPSNM	109	H
29	93			NDD									TEC	TEH	.610	NBAZC	65	H
29	93			NDD									05H	05H	.610	NPSNM	109	H
30	93	.23	117	DSS		P1	11C	-.61					TEC	TEH	.610	NBAZC	65	H
30	93			NDD									05H	05H	.610	NPSNM	109	H
31	93			NDD									TEC	TEH	.610	NBAZC	65	H
31	93			NDD									05H	05H	.610	NPSNM	109	H
27	94	3.48	173	DNT		P1	11C	.40					TEC	TEH	.610	NBAZC	63	H
27	94			NDD									05H	05H	.610	NPSNM	109	H
28	94	1.89	164	INR		P1	11H	.51					TEC	TEH	.610	NBAZC	63	H
28	94	4.00	170	DNT		P1	11C	.40					TEC	TEH	.610	NBAZC	63	H
28	94			NDD									05H	05H	.610	NPSNM	109	H
29	94	.75	148	DSS		P1	11H	-.68					TEC	TEH	.610	NBAZC	63	H
29	94	3.72	172	DNT		P1	11H	.40					TEC	TEH	.610	NBAZC	63	H
29	94			NDD									05H	05H	.610	NPSNM	109	H
30	94	1.99	168	INR		P1	11H	-.22					TEC	TEH	.610	NBAZC	63	H
30	94	2.60	168	DNG		P1	10C	25.78					TEC	TEH	.610	NBAZC	63	H
30	94	10.24	178	DNG		P1	10C	26.84					TEC	TEH	.610	NBAZC	63	H
30	94			NDD									05H	05H	.610	NPSNM	109	H
31	94			NDD									TEC	TEH	.610	NBAZC	63	H
31	94			NDD									05H	05H	.610	NPSNM	109	H
27	95			NDD									TEC	TEH	.610	NBAZC	65	H
27	95			NDD									05H	05H	.610	NPSNM	109	H
28	95			NDD									TEC	TEH	.610	NBAZC	65	H
28	95			NDD									05H	05H	.610	NPSNM	109	H
29	95	.23	123	DSI		P1	05H	-.69					TEC	TEH	.610	NBAZC	65	H
29	95	.14	86	SVI		P4	05H	-.72					05H	05H	.610	NPSNM	107	H
29	95			TBP		P4							05H	05H	.610	NPSNM	109	H
29	95	.19	89	SVI		P4	05H	-.75					05H	05H	.610	NPSNM	109	H
29	95	.03	68	PLP		11	05H	-.74					05H	05H	.610	NPSNM	109	H
29	95	.24	273	PCT	22	2	05H	-.74		.27	.45	69	05H	05H	.610	NPSNM	109	H
30	95			NDD									TEC	TEH	.610	NBAZC	65	H
30	95			NDD									05H	05H	.610	NPSNM	109	H
31	95			NDD									TEC	TEH	.610	NBAZC	65	H
31	95			NDD									05H	05H	.610	NPSNM	109	H
27	96			NDD									TEC	TEH	.610	NBAZC	63	H
27	96			NDD									05H	05H	.610	NPSNM	109	H
28	96			NDD									TEC	TEH	.610	NBAZC	63	H
28	96			NDD									05H	05H	.610	NPSNM	109	H
29	96	1.98	181	INR		P1	01H	24.76					TEC	TEH	.610	NBAZC	63	H
29	96			NDD									05H	05H	.610	NPSNM	109	H
30	96			NDD									TEC	TEH	.610	NBAZC	63	H
30	96			NDD									05H	05H	.610	NPSNM	109	H
31	96	.11	129	DFS		1	10C	18.01					TEC	TEH	.610	NBAZC	63	H
31	96			NDD									05H	05H	.610	NPSNM	109	H
27	97			NDD									TEC	TEH	.610	NBAZC	65	H
27	97			NDD									05H	05H	.610	NPSNM	109	H
28	97			NDD									TEC	TEH	.610	NBAZC	65	H
28	97			NDD									05H	05H	.610	NPSNM	109	H
29	97			NDD									TEC	TEH	.610	NBAZC	65	H
29	97			NDD									05H	05H	.610	NPSNM	109	H
30	97			NDD									TEC	TEH	.610	NBAZC	65	H
30	97			NDD									05H	05H	.610	NPSNM	109	H
31	97	2.83	174	DNG		P1	10H	28.62					TEC	TEH	.610	NBAZC	65	H
31	97	.18	126	DFS		1	10H	32.26					TEC	TEH	.610	NBAZC	65	H

ROW	COL	VOLTS	DEG	IND	PER	CHN	LOCN	INCH1	INCH2	CRLEN	CRWID	CEG	BEGT	ENDT	PDIA	PTYPE	CAL	L
-----	-----	-------	-----	-----	-----	-----	------	-------	-------	-------	-------	-----	------	------	------	-------	-----	---

Braidwood 2 A2R15

CDE 20110401

07/28/2011 07:39:18

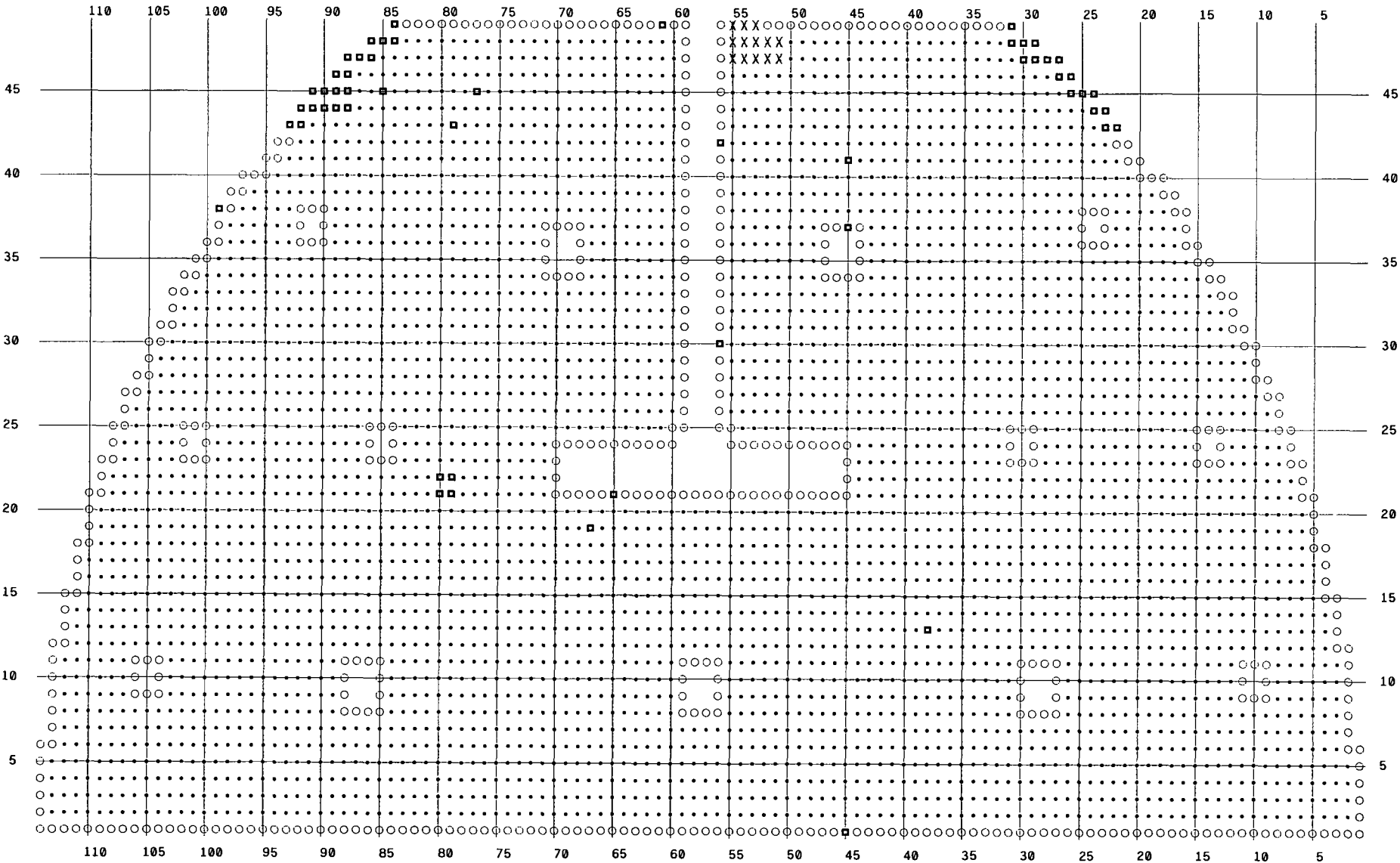
ROW	COL	VOLTS	DEG	IND	PER	CHN	LOCN	INCH1	INCH2	CRLEN	CRWID	CEG	BEGT	ENDT	PDIA	PTYPE	CAL	L
31	97			NDF		2	10H	32.26					10H	11H	.610	NPSNM	107	H
31	97			NDD									05H	05H	.610	NPSNM	109	H

SG - B COLD LEG APPENDIX 12.8 +POINT SPECIAL INTEREST

Braidwood A2R15 CDE D5

X 13 TUBE ON CL APPENDIX 12.8

■ 54 PLUGGED TUBE




ROW	COL	VOLTS	DEG	IND	PER	CHN	LOCN	INCH1	INCH2	CRLEN	CRWID	CEG	BEGT	ENDT	PDIA	PTYPE	CAL	L
47	51			NDD									TSC	TSC	.610	NPSNM	18	C
47	51	.57	32	DSS		P1	10H	.06					TEC	TEH	.610	NBAZC	43	H
47	51	2.00	170	DNG		P1	09C	40.13					TEC	TEH	.610	NBAZC	43	H
48	51			NDD									TSC	TSC	.610	NPSNM	18	C
48	51	2.45	179	DNT		P1	AV3	.00					TEC	TEH	.610	NBAZC	43	H
47	52			NDD									02C	02C	.610	NPSNM	14	C
47	52			NDD									03C	03C	.610	NPSNM	14	C
47	52			NDD									TSC	TSC	.610	NPSNM	18	C
47	52			NDD									TEC	TEH	.610	NBAZC	41	H
48	52			NDD									TSC	TSC	.610	NPSNM	18	C
48	52			NDD									TEC	TEH	.610	NBAZC	41	H
47	53			NDD									TSC	TSC	.610	NPSNM	18	C
47	53			NDD									TEC	TEH	.610	NBAZC	43	H
48	53			NDD									TSC	TSC	.610	NPSNM	18	C
48	53			NDD									TEC	TEH	.610	NBAZC	43	H
49	53	.11	73	PCT	16	2	TSC	.46		.24	.38	58	TSC	TSC	.610	NPSNM	14	C
49	53	.11	73	VOL		2	TSC	.46					TSC	TSC	.610	NPSNM	14	C
49	53	3.39	179	DNT		P1	AV3	.00					TEC	TEH	.610	NBAZC	43	H
49	53	.20	151	DFS		1	TSC	.65					TEC	TEH	.610	NBAZC	43	H
47	54			NDD									02C	02C	.610	NPSNM	14	C
47	54			NDD									03C	03C	.610	NPSNM	14	C
47	54			NDD									TSC	TSC	.610	NPSNM	18	C
47	54			NDD									TEC	TEH	.610	NBAZC	41	H
48	54			NDD									TSC	TSC	.610	NPSNM	18	C
48	54	2.62	181	DNT		P1	AV3	.00					TEC	TEH	.610	NBAZC	41	H
49	54			NDD									TSC	TSC	.610	NPSNM	18	C
49	54	3.92	180	DNT		P1	AV3	.00					TEC	TEH	.610	NBAZC	43	H
49	54	2.39	178	DNT		P1	AV4	.00					TEC	TEH	.610	NBAZC	43	H
47	55			NDD									TSC	TSC	.610	NPSNM	18	C
47	55			NDD									TEC	TEH	.610	NBAZC	43	H
48	55			NDD									TSC	TSC	.610	NPSNM	18	C
48	55	1.63	185	INR		P1	AV1	.00					TEC	TEH	.610	NBAZC	43	H
49	55			NDD									03C	03C	.610	NPSNM	14	C
49	55			NDD									02C	02C	.610	NPSNM	14	C
49	55			NDD									TSC	TSC	.610	NPSNM	18	C
49	55	3.54	177	DNT		P1	AV3	.08					TEC	TEH	.610	NBAZC	43	H
ROW	COL	VOLTS	DEG	IND	PER	CHN	LOCN	INCH1	INCH2	CRLEN	CRWID	CEG	BEGT	ENDT	PDIA	PTYPE	CAL	L

SG - C EC BASED PLUS POINT SPECIAL INTEREST PROGRAM

Braidwood A2R15 CDE D5

X 2 TUBE WITH EC BASED SI

■ 66 PLUGGED TUBE




ROW	COL	VOLTS	DEG	IND	PER	CHN	LOCN	INCH1	INCH2	BEGT	ENDT	PDIA	PTYPE	CAL	L
21	57			NDF		2	TSC	.95		TSC	TSC	.610	NPSNM	10	C
21	57	.08	108	NQS		P1	TSC	.95		TEC	TEH	.610	NBAZC	23	H
10	93			NDF		2	TSC	.00		TSC	TSC	.610	NPSNM	10	C
10	93	11.42	39	DTS		P4	TSC	.00		TEC	TEH	.610	NBAZC	75	H
ROW	COL	VOLTS	DEG	IND	PER	CHN	LOCN	INCH1	INCH2	BEGT	ENDT	PDIA	PTYPE	CAL	L

SG - C HOT LEG APPENDIX 12.8 +POINT SPECIAL INTEREST

Braidwood A2R15 CDE D5

X 26 TUBE ON HL APPENDIX 12.8

■ 66 PLUGGED TUBE



ROW	COL	VOLTS	DEG	IND	PER	CHN	LOCN	INCH1	INCH2	CRLEN	CRWID	CEG	BEGT	ENDT	PDIA	PTYPE	CAL	L
9	2			NDD									TEC	TEH	.610	NBAZC	47	H
9	2			NDD									09H	09H	.610	NPSNM	99	H
9	2			NDD									08H	08H	.610	NPSNM	99	H
9	2			NDD									07H	07H	.610	NPSNM	99	H
10	2			NDD									TSH	TSH	.610	NPSNM	1	H
10	2			NDD									TEC	TEH	.610	NBAZC	47	H
10	2			NDD									07H	07H	.610	NPSNM	99	H
10	2			NDD									08H	08H	.610	NPSNM	99	H
10	2			NDD									09H	09H	.610	NPSNM	99	H
11	2			NDD									TEC	TEH	.610	NBAZC	47	H
11	2			NDD									09H	09H	.610	NPSNM	99	H
11	2			NDD									08H	08H	.610	NPSNM	99	H
11	2			NDD									07H	07H	.610	NPSNM	99	H
9	3	3.52	181	DNG		P1	10C	33.49					TEC	TEH	.610	NBAZC	47	H
9	3			NDD									08H	08H	.610	NPSNM	101	H
9	3			NDD									09H	09H	.610	NPSNM	101	H
9	3			NDD									07H	07H	.610	NPSNM	101	H
11	3			NDD									TEC	TEH	.610	NBAZC	47	H
11	3			NDD									09H	09H	.610	NPSNM	99	H
11	3			NDD									08H	08H	.610	NPSNM	99	H
11	3			NDD									07H	07H	.610	NPSNM	99	H
9	4	2.16	178	INR		P1	11H	14.04					TEC	TEH	.610	NBAZC	49	H
9	4			NDD									09H	09H	.610	NPSNM	101	H
9	4			NDD									07H	07H	.610	NPSNM	101	H
9	4			NDD									08H	08H	.610	NPSNM	101	H
10	4			NDD									TEC	TEH	.610	NBAZC	49	H
10	4			NDD									09H	09H	.610	NPSNM	101	H
10	4			NDD									07H	07H	.610	NPSNM	101	H
10	4			NDD									08H	08H	.610	NPSNM	101	H
11	4	8.95	178	DNG		P1	10C	30.63					TEC	TEH	.610	NBAZC	49	H
11	4			NDD									09H	09H	.610	NPSNM	99	H
11	4			NDD									08H	08H	.610	NPSNM	99	H
11	4			NDD									07H	07H	.610	NPSNM	99	H
7	17			NDD									TEC	TEH	.610	NBAZC	43	H
7	17			NDD									05H	05H	.610	NPSNM	101	H
7	17			NDD									08H	08H	.610	NPSNM	101	H
7	17			NDD									07H	07H	.610	NPSNM	101	H
8	17			NDD									TEC	TEH	.610	NBAZC	43	H
8	17			NDD									08H	08H	.610	NPSNM	99	H
8	17			NDD									07H	07H	.610	NPSNM	99	H
8	17			NDD									05H	05H	.610	NPSNM	99	H
9	17			NDD									TEC	TEH	.610	NBAZC	43	H
9	17			NDD									07H	07H	.610	NPSNM	101	H
9	17			NDD									08H	08H	.610	NPSNM	101	H
9	17			NDD									05H	05H	.610	NPSNM	101	H
7	18			NDD									TEC	TEH	.610	NBAZC	45	H
7	18			NDD									08H	08H	.610	NPSNM	101	H
7	18			NDD									07H	07H	.610	NPSNM	101	H
7	18			NDD									05H	05H	.610	NPSNM	101	H
9	18			NDD									TEC	TEH	.610	NBAZC	45	H
9	18			NDD									07H	07H	.610	NPSNM	99	H
9	18			NDD									05H	05H	.610	NPSNM	99	H
9	18			NDD									08H	08H	.610	NPSNM	99	H
7	19	.39	169	INR		1	10H	36.82					TEC	TEH	.610	NBAZC	43	H
7	19	6.33	172	DNG		P1	10C	32.68					TEC	TEH	.610	NBAZC	43	H
7	19	11.92	178	DNG		P1	10C	33.83					TEC	TEH	.610	NBAZC	43	H
7	19			NDD									07H	07H	.610	NPSNM	101	H
7	19			NDD									08H	08H	.610	NPSNM	101	H
7	19			NDD									05H	05H	.610	NPSNM	101	H
8	19			NDD									TEC	TEH	.610	NBAZC	43	H
8	19			NDD									05H	05H	.610	NPSNM	101	H
8	19			NDD									07H	07H	.610	NPSNM	101	H
8	19			NDD									08H	08H	.610	NPSNM	101	H
9	19			NDD									TEC	TEH	.610	NBAZC	43	H

ROW	COL	VOLTS	DEG	IND	PER	CHN	LOCN	INCH1	INCH2	CRLEN	CRWID	CEG	BEGT	ENDT	PDIA	PTYPE	CAL	L
-----	-----	-------	-----	-----	-----	-----	------	-------	-------	-------	-------	-----	------	------	------	-------	-----	---

Braidwood 2 A2R15

CDE 20110401

07/28/2011 08:12:18


ROW	COL	VOLTS	DEG	IND	PER	CHN	LOCN	INCH1	INCH2	CRLEN	CRWID	CEG	BEGT	ENDT	PDIA	PTYPE	CAL	L
9	19			NDD									05H	05H	.610	NPSNM	101	H
9	19			NDD									08H	08H	.610	NPSNM	101	H
9	19			NDD									07H	07H	.610	NPSNM	101	H
34	43			NDD									TEC	TEH	.610	NBAZC	27	H
34	43			NDD									07H	07H	.610	NPSNM	101	H
34	43			NDD									08H	08H	.610	NPSNM	101	H
34	43			NDD									09H	09H	.610	NPSNM	101	H
35	43			NDD									TEC	TEH	.610	NBAZC	27	H
35	43			NDD									09H	09H	.610	NPSNM	101	H
35	43			NDD									07H	07H	.610	NPSNM	101	H
35	43			NDD									08H	08H	.610	NPSNM	101	H
36	43			NDD									TEC	TEH	.610	NBAZC	31	H
36	43			NDD									09H	09H	.610	NPSNM	101	H
36	43			NDD									07H	07H	.610	NPSNM	101	H
36	43			NDD									08H	08H	.610	NPSNM	101	H
34	44			NDD									TEC	TEH	.610	NBAZC	29	H
34	44			NDD									07H	07H	.610	NPSNM	101	H
34	44			NDD									08H	08H	.610	NPSNM	101	H
34	44			NDD									09H	09H	.610	NPSNM	101	H
36	44			NDD									TEC	TEH	.610	NBAZC	29	H
36	44			NDD									07H	07H	.610	NPSNM	99	H
36	44			NDD									09H	09H	.610	NPSNM	99	H
36	44			NDD									08H	08H	.610	NPSNM	99	H
34	45			NDD									TSH	TSH	.610	NPSNM	15	H
34	45			NDD									TEC	TEH	.610	NBAZC	27	H
34	45			NDD									09H	09H	.610	NPSNM	101	H
34	45			NDD									08H	08H	.610	NPSNM	101	H
34	45			NDD									07H	07H	.610	NPSNM	101	H
34	46	1.99	81	NDD		6	04C	15.13					TSH	TSH	.610	NPSNM	13	H
34	46			NDD									TEC	TEH	.610	NBAZC	29	H
34	46			NDD									08H	08H	.610	NPSNM	101	H
34	46			NDD									07H	07H	.610	NPSNM	101	H
34	46			NDD									09H	09H	.610	NPSNM	101	H
34	47			NDD									TSH	TSH	.610	NPSNM	15	H
34	47			NDD									TEC	TEH	.610	NBAZC	27	H
34	47			NDD									08H	08H	.610	NPSNM	101	H
34	47			NDD									07H	07H	.610	NPSNM	101	H
34	47			NDD									09H	09H	.610	NPSNM	101	H
35	47			NDD									TSH	TSH	.610	NPSNM	15	H
35	47			NDD									TEC	TEH	.610	NBAZC	27	H
35	47			NDD									09H	09H	.610	NPSNM	99	H
35	47			NDD									08H	08H	.610	NPSNM	99	H
35	47			NDD									07H	07H	.610	NPSNM	99	H
36	47			NDD									TSH	TSH	.610	NPSNM	15	H
36	47			NDD									TEC	TEH	.610	NBAZC	31	H
36	47			NDD									08H	08H	.610	NPSNM	101	H
36	47			NDD									09H	09H	.610	NPSNM	101	H
36	47			NDD									07H	07H	.610	NPSNM	101	H

SG - C COLD LEG APPENDIX 12.8 +POINT SPECIAL INTEREST

Braidwood A2R15 CDE D5

X 13 TUBE ON CL APPENDIX 12.8

■ 66 PLUGGED TUBE



Braidwood 2 A2R15

CDE 20110401


07/28/2011 08:13:09

ROW	COL	VOLTS	DEG	IND	PER	CHN	LOCN	INCH1	INCH2	CRLEN	CRWID	CEG	BEGT	ENDT	PDIA	PTYPE	CAL	L
22	20			NDD									02C	02C	.610	NPSNM	10	C
22	20			NDD									02C	02C	.610	NPSNM	10	C
22	20			NDD									TEC	TEH	.610	NBAZC	41	H
44	44			NDD									02C	02C	.610	NPSNM	10	C
44	44			NDD									TEC	TEH	.610	NBAZC	33	H
26	46	7.59	64	INR		11	02C	.54					02C	02C	.610	NPSNM	10	C
26	46			NDD									TSH	TSH	.610	NPSNM	13	H
26	46	2.88	79	MBM		6	04C	1.55					TEC	TEH	.610	NBAZC	29	H
22	70			NDD									02C	02C	.610	NPSNM	10	C
22	70			NDF		2	TSH	-6.87					TSH	TSH	.610	NPSNM	13	H
22	70			NDD									TEC	TEH	.610	NBAZC	59	H
32	70			NDD									02C	02C	.610	NPSNM	10	C
32	70			NDD									TSH	TSH	.610	NPSNM	15	H
32	70			NDD									TEC	TEH	.610	NBAZC	57	H
2	84			NDD									11C	TEC	.610	NBAZC	8	C
2	84			NDD									04C	06C	.610	NPSNM	10	C
2	84			NDD									11H	TEH	.610	NBAZC	79	H
3	84			NDD									11C	TEC	.610	NBAZC	6	C
3	84			NDD									06C	06C	.610	NPSNM	10	C
3	84			NDD									04C	04C	.610	NPSNM	10	C
3	84			NDD									05C	05C	.610	NPSNM	10	C
3	84			NDD									11C	TEH	.590	SBUCC	89	H
4	84			NDD									11C	TEC	.610	NBAZC	8	C
4	84			NDD									05C	05C	.610	NPSNM	10	C
4	84			NDD									04C	04C	.610	NPSNM	10	C
4	84			NDD									06C	06C	.610	NPSNM	10	C
4	84			NDD									11C	TEH	.590	SBUCC	87	H
2	85			NDD									11C	TEC	.610	NBAZC	8	C
2	85			NDD									04C	06C	.610	NPSNM	10	C
2	85			NDD									11H	TEH	.610	NBAZC	79	H
4	85	2.42	181	DNG		P1	04C	16.90					11C	TEC	.610	NBAZC	8	C
4	85	6.21	180	DNG		P1	01C	2.15					11C	TEC	.610	NBAZC	8	C
4	85			NDD									05C	05C	.610	NPSNM	10	C
4	85			NDD									06C	06C	.610	NPSNM	10	C
4	85			NDD									04C	04C	.610	NPSNM	10	C
4	85			NDD									11C	TEH	.590	SBUCC	87	H
2	86			NDD									11C	TEC	.610	NBAZC	8	C
2	86			NDD									04C	06C	.610	NPSNM	10	C
2	86			NDD									11H	TEH	.610	NBAZC	79	H
3	86			NDD									11C	TEC	.610	NBAZC	6	C
3	86			NDD									04C	04C	.610	NPSNM	10	C
3	86			NDD									05C	05C	.610	NPSNM	10	C
3	86			NDD									06C	06C	.610	NPSNM	10	C
3	86			NDD									11C	TEH	.590	SBUCC	89	H
4	86			NDD									11C	TEC	.610	NBAZC	8	C
4	86			NDD									04C	04C	.610	NPSNM	10	C
4	86			NDD									05C	05C	.610	NPSNM	10	C
4	86			NDD									06C	06C	.610	NPSNM	10	C
4	86			NDD									11C	TEH	.590	SBUCC	87	H

SG - D EC BASED PLUS POINT SPECIAL INTEREST PROGRAM

Braidwood A2R15 CDE D5

X 8 TUBE WITH EC BASED SI
■ 26 PLUGGED TUBE



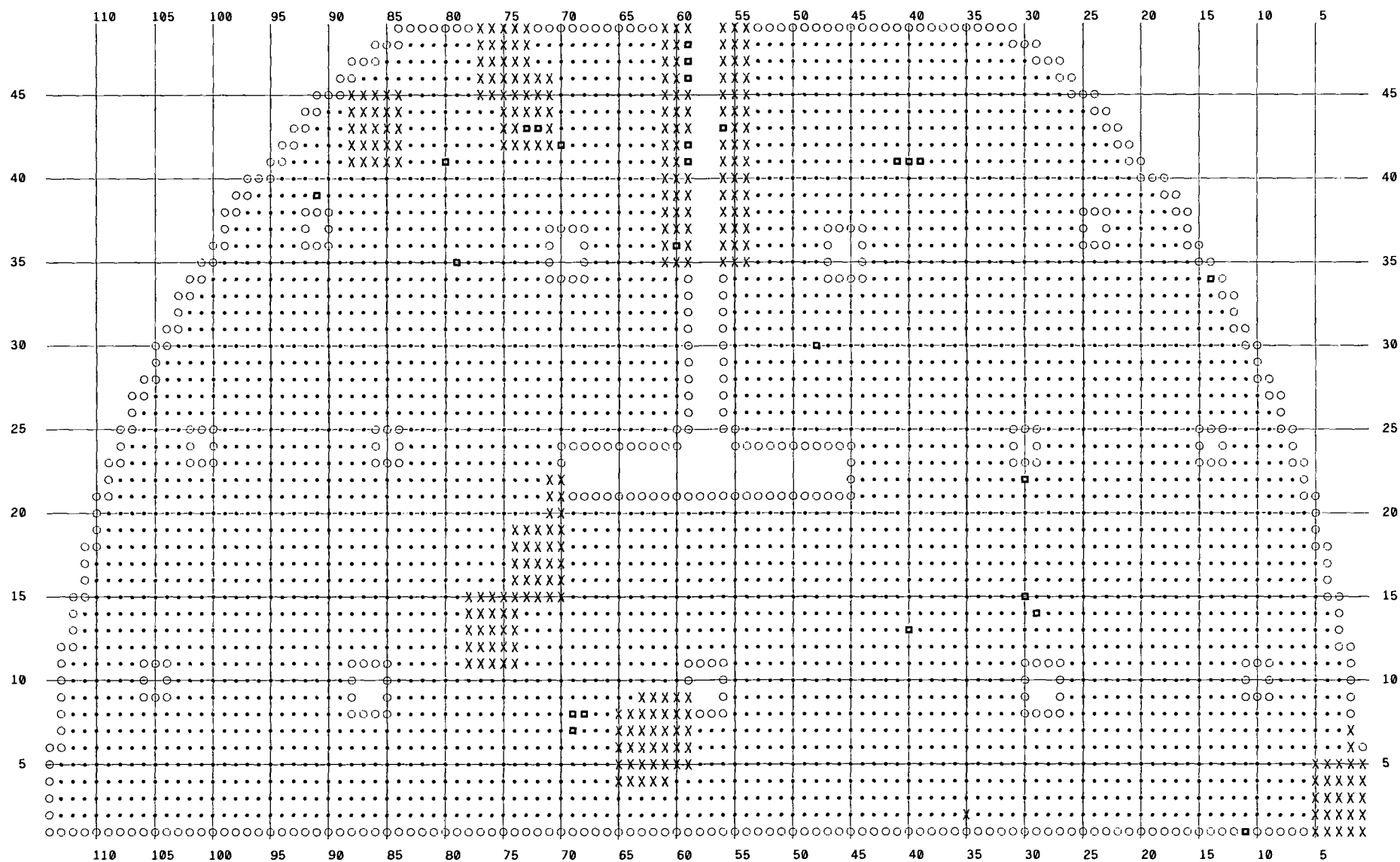
ROW	COL	VOLTS	DEG	IND	PER	CHN	LOCN	INCH1	INCH2	BEGT	ENDT	PDIA	PTYPE	CAL	L
12	10			NDD						TSH	TSH	.610	NPSNM	1	H
12	10	5.17	175	DNG		P1	10H	40.50		TEC	TEH	.610	NBAZC	39	H
12	10			NDF		2	10H	40.50		10H	11H	.610	NPSNM	99	H
2	35			NDD						11C	TEC	.610	NBAZC	2	C
2	35	3.34	184	DNG		P1	TSH	2.50		11H	TEH	.610	NBAZC	63	H
2	35	.22	43	DSI		P1	09H	.14		11H	TEH	.610	NBAZC	63	H
2	35			NDF		2	TSH	2.50		TSH	01H	.610	NPSNM	99	H
2	35	.30	45	SAI		2	09H	.17		09H	09H	.610	NPSNM	99	H
2	35			NDD						01H	01H	.610	NPSNM	101	H
2	35			NDD						05H	05H	.610	NPSNM	101	H
2	35			NDD						08H	08H	.610	NPSNM	101	H
2	35			TBP		2				09H	09H	.610	NPSNM	101	H
2	35			NDD						10H	10H	.610	NPSNM	101	H
2	35			NDD						11H	11H	.610	NPSNM	101	H
2	35	.22	23	SAI		2	03H	-.05		03H	03H	.610	NPSNM	101	H
2	35	.25	14	SAI		2	07H	.33		07H	07H	.610	NPSNM	101	H
2	35	.25	43	PID		2	09H	.18		09H	09H	.610	NPSNM	101	H
2	35			NDD						01H	01H	.590	NGSGR	103	H
2	35			NDD						05H	05H	.590	NGSGR	103	H
2	35			NDD						08H	08H	.590	NGSGR	103	H
2	35			NDD						10H	10H	.590	NGSGR	103	H
2	35			NDD						11H	11H	.590	NGSGR	103	H
2	35	1.04	48	SAI		P1	03H	.21		03H	03H	.590	NGSGR	103	H
2	35	.76	56	SAI		P1	07H	.49		07H	07H	.590	NGSGR	103	H
2	35	.15	59	SAI		1	09H	.10		09H	09H	.590	NGSGR	103	H
7	61	.57	140	DFI		1	07H	42.09		TEC	TEH	.610	NBAZC	89	H
7	61	2.78	183	DNG		P1	10C	10.33		TEC	TEH	.610	NBAZC	89	H
7	61			NDD						TSH	TSH	.610	NPSNM	97	H
7	61			TBP		2				08H	08H	.610	NPSNM	99	H
7	61	.35	71	SVI		P4	08H	-.91		08H	08H	.610	NPSNM	99	H
7	61	.48	261	PCT	40	2	08H	-.83		08H	08H	.610	NPSNM	99	H
17	72			NDD						TSH	TSH	.610	NPSNM	17	H
17	72	.15	121	DSI		P1	09H	.03		TEC	TEH	.610	NBAZC	63	H
17	72			TBP		2				09H	09H	.610	NPSNM	99	H
17	72	.16	345	PCT	20	2	09H	-.02		09H	09H	.610	NPSNM	99	H
17	72	.09	79	SVI		P4	09H	.03		09H	09H	.610	NPSNM	99	H
47	75			NDD						TSH	TSH	.610	NPSNM	13	H
47	75	.14	87	DSI		P1	07H	-.83		TEC	TEH	.610	NBAZC	31	H
47	75			TBP		2				07H	07H	.610	NPSNM	123	H
47	75	.22	91	SVI		P4	07H	-.54		07H	07H	.610	NPSNM	123	H
47	75	.31	254	PCT	28	2	07H	-.51		07H	07H	.610	NPSNM	123	H
13	76			NDD						TSH	TSH	.610	NPSNM	17	H
13	76	.31	108	DSI		P1	05H	-.64		TEC	TEH	.610	NBAZC	63	H
13	76			TBP		2				05H	05H	.610	NPSNM	99	H
13	76	.42	82	PCT	38	2	05H	-.64		05H	05H	.610	NPSNM	99	H
13	76	.29	72	SVI		P4	05H	-.64		05H	05H	.610	NPSNM	99	H
43	86	.21	125	DSI		P1	07H	-.75		TEC	TEH	.610	NBAZC	33	H
43	86	.90	0	PCT	14	P2	AV2	.00		TEC	TEH	.610	NBAZC	33	H
43	86			TBP		2				07H	07H	.610	NPSNM	99	H
43	86	.10	85	SVI		P4	07H	-.75		07H	07H	.610	NPSNM	99	H
43	86	.17	90	PCT	21	2	07H	-.70		07H	07H	.610	NPSNM	99	H
9	104	8.86	7	BLG		1	01H	1.63		TEC	TEH	.610	NBAZC	77	H
9	104			NDF		2	01H	1.63		01H	01H	.610	NPSNM	121	H

SG-D HOT LEG APPENDIX 12.8 +POINT SPECIAL INTEREST

Braidwood A2R15 CDE D5

X 271 TUBE ON HL APPENDIX 12.8

■ 26 PLUGGED TUBE



Braidwood 2 A2R15

CDE 20110401

07/28/2011 08:29:09

ROW	COL	VOLTS	DEG	IND	PER	CHN	LOCN	INCH1	INCH2	CRLEN	CRWID	CEG	BEGT	ENDT	PDIA	PTYPE	CAL	L
1	1			NDD									11C	TEC	.610	NBAZC	4	C
1	1			NDD									11H	TEH	.610	NBAZC	61	H
1	1			NDD									TSH	TSH	.610	NPSNM	99	H
2	1			NDD									11C	TEC	.610	NBAZC	2	C
2	1			NDD									11H	TEH	.610	NBAZC	63	H
2	1			NDD									TSH	TSH	.610	NPSNM	99	H
3	1			NDD									11C	TEC	.610	NBAZC	2	C
3	1			NDD									11C	TEH	.590	SBUCC	83	H
3	1			NDD									TSH	TSH	.610	NPSNM	99	H
4	1	3.55	182	DNG		P1	09C	26.75					11C	TEC	.610	NBAZC	2	C
4	1			NDD									11C	TEH	.590	SBUCC	83	H
4	1			NDD									TSH	TSH	.610	NPSNM	99	H
5	1	2.51	185	DNG		P1	09H	23.34					TEC	TEH	.610	NBAZC	47	H
5	1			NDD									TSH	TSH	.610	NPSNM	99	H
1	2			NDD									11C	TEC	.610	NBAZC	4	C
1	2			NDD									11H	TEH	.610	NBAZC	61	H
1	2			NDD									TSH	TSH	.610	NPSNM	99	H
2	2			NDD									11C	TEC	.610	NBAZC	4	C
2	2			NDD									11H	TEH	.610	NBAZC	61	H
2	2			NDD									TSH	TSH	.610	NPSNM	99	H
3	2			NDD									11C	TEC	.610	NBAZC	4	C
3	2			NDD									11C	TEH	.590	SBUCC	81	H
3	2			NDD									TSH	TSH	.610	NPSNM	99	H
4	2			NDD									11C	TEC	.610	NBAZC	2	C
4	2			NDD									11C	TEH	.590	SBUCC	83	H
4	2			NDD									TSH	TSH	.610	NPSNM	99	H
5	2			NDD									TEC	TEH	.610	NBAZC	47	H
5	2			NDD									TSH	TSH	.610	NPSNM	99	H
6	2	53.73	83	NDD									TEC	TEH	.610	NBAZC	47	H
6	2			PLP		11	TSH	.29					TSH	TSH	.610	NPSNM	99	H
7	2	67.70	83	NDD									TEC	TEH	.610	NBAZC	47	H
7	2			PLP		11	TSH	.08					TSH	TSH	.610	NPSNM	99	H
1	3			NDD									TSH	TSH	.610	NPSNM	1	H
1	3			NDD									11C	TEC	.610	NBAZC	4	C
1	3			NDD									11H	TEH	.610	NBAZC	61	H
1	3			NDD									11H	11C	.580	NPUM8	105	H
2	3			NDD									11C	TEC	.610	NBAZC	2	C
2	3			NDD									TSH	TSH	.610	NPSNM	3	H
2	3			NDD									11H	TEH	.610	NBAZC	63	H
2	3			NDD									11H	11C	.580	NPUM8	107	H
3	3			NDD									TSH	TSH	.610	NPSNM	3	H
3	3			NDD									11C	TEC	.610	NBAZC	4	C
3	3			NDD									11C	TEH	.590	SBUCC	81	H
4	3			NDD									11C	TEC	.610	NBAZC	2	C
4	3			NDD									TSH	TSH	.610	NPSNM	3	H
4	3			NDD									11C	TEH	.590	SBUCC	83	H
5	3			NDD									TSH	TSH	.610	NPSNM	3	H
5	3			NDD									TEC	TEH	.610	NBAZC	47	H
1	4			NDD									TSH	TSH	.610	NPSNM	1	H
1	4			NDD									11C	TEC	.610	NBAZC	4	C
1	4			NDD									11H	TEH	.610	NBAZC	61	H
2	4			NDD									TSH	TSH	.610	NPSNM	1	H
2	4			NDD									11C	TEC	.610	NBAZC	2	C
2	4			NDD									11H	TEH	.610	NBAZC	61	H
3	4	2.77	185	NDD		P1	07C	12.34					TSH	TSH	.610	NPSNM	1	H
3	4			DNG									11C	TEC	.610	NBAZC	4	C
3	4			NDD									11C	TEH	.590	SBUCC	81	H
4	4			NDD									TSH	TSH	.610	NPSNM	1	H
4	4			NDD									11C	TEC	.610	NBAZC	2	C

ROW	COL	VOLTS	DEG	IND	PER	CHN	LOCN	INCH1	INCH2	CRLEN	CRWID	CEG	BEGT	ENDT	PDIA	PTYPE	CAL	L
-----	-----	-------	-----	-----	-----	-----	------	-------	-------	-------	-------	-----	------	------	------	-------	-----	---

Braidwood 2 A2R15

CDE 20110401

07/28/2011 08:29:09

ROW	COL	VOLTS	DEG	IND	PER	CHN	LOCN	INCH1	INCH2	CRLEN	CRWID	CEG	BEGT	ENDT	PDIA	PTYPE	CAL	L
4	4			NDD									11C	TEH	.590	SBUCC	83	H
5	4			NDD									TSH	TSH	.610	NPSNM	1	H
5	4			NDD									TEC	TEH	.610	NBAZC	47	H
1	5			NDD									11C	TEC	.610	NBAZC	4	C
1	5			NDD									11H	TEH	.610	NBAZC	61	H
1	5			NDD									TSH	TSH	.610	NPSNM	99	H
2	5			NDD									11C	TEC	.610	NBAZC	2	C
2	5			NDD									11H	TEH	.610	NBAZC	63	H
2	5			NDD									TSH	TSH	.610	NPSNM	99	H
3	5			NDD									11C	TEC	.610	NBAZC	4	C
3	5			NDD									11C	TEH	.590	SBUCC	81	H
3	5			NDD									TSH	TSH	.610	NPSNM	99	H
4	5			NDD									11C	TEC	.610	NBAZC	2	C
4	5			NDD									11C	TEH	.590	SBUCC	83	H
4	5			NDD									TSH	TSH	.610	NPSNM	99	H
5	5			NDD									TEC	TEH	.610	NBAZC	47	H
5	5			NDD									TSH	TSH	.610	NPSNM	99	H
2	35			NDD									11C	TEC	.610	NBAZC	2	C
2	35	3.34	184	DNG		P1	TSH	2.50					11H	TEH	.610	NBAZC	63	H
2	35	.22	43	DSI		P1	09H	.14					11H	TEH	.610	NBAZC	63	H
2	35			NDF		2	TSH	2.50					TSH	01H	.610	NPSNM	99	H
2	35	.30	45	SAI		2	09H	.17		.58	.23	35	09H	09H	.610	NPSNM	99	H
2	35			NDD									11H	11H	.610	NPSNM	101	H
2	35			NDD									10H	10H	.610	NPSNM	101	H
2	35			TBP		2							09H	09H	.610	NPSNM	101	H
2	35			NDD									01H	01H	.610	NPSNM	101	H
2	35			NDD									05H	05H	.610	NPSNM	101	H
2	35			NDD									08H	08H	.610	NPSNM	101	H
2	35	.22	23	SAI		2	03H	-.05					03H	03H	.610	NPSNM	101	H
2	35	.25	14	SAI		2	07H	.33					07H	07H	.610	NPSNM	101	H
2	35	.25	43	PID		2	09H	.18					09H	09H	.610	NPSNM	101	H
2	35			NDD									11H	11H	.590	NGSGR	103	H
2	35			NDD									10H	10H	.590	NGSGR	103	H
2	35			NDD									08H	08H	.590	NGSGR	103	H
2	35			NDD									05H	05H	.590	NGSGR	103	H
2	35			NDD									01H	01H	.590	NGSGR	103	H
2	35	1.04	48	SAI		P1	03H	.21					03H	03H	.590	NGSGR	103	H
2	35	.76	56	SAI		P1	07H	.49					07H	07H	.590	NGSGR	103	H
2	35	.15	59	SAI		1	09H	.10					09H	09H	.590	NGSGR	103	H
35	54			NDD									TSC	TSC	.610	NPSNM	10	C
35	54			NDD									TEC	TEH	.610	NBAZC	59	H
35	54			NDD									TSH	TSH	.610	NPSNM	99	H
36	54			NDD									TSC	TSC	.610	NPSNM	10	C
36	54			NDD									TEC	TEH	.610	NBAZC	59	H
36	54			NDD									TSH	TSH	.610	NPSNM	99	H
37	54			NDD									TSC	TSC	.610	NPSNM	10	C
37	54			NDD									TEC	TEH	.610	NBAZC	59	H
37	54			NDD									TSH	TSH	.610	NPSNM	99	H
38	54			NDD									TSC	TSC	.610	NPSNM	12	C
38	54			NDD									TEC	TEH	.610	NBAZC	59	H
38	54			NDD									TSH	TSH	.610	NPSNM	99	H
39	54			NDD									TSC	TSC	.610	NPSNM	12	C
39	54			NDD									TEC	TEH	.610	NBAZC	59	H
39	54			NDD									TSH	TSH	.610	NPSNM	99	H
40	54			NDD									TSC	TSC	.610	NPSNM	12	C
40	54	3.60	77	MBM		6	05C	2.93					TEC	TEH	.610	NBAZC	59	H
40	54	2.58	81	MBM		6	03C	9.71					TEC	TEH	.610	NBAZC	59	H
40	54			NDD									TSH	TSH	.610	NPSNM	99	H
41	54			NDD									TSC	TSC	.610	NPSNM	12	C
41	54			NDD									TEC	TEH	.610	NBAZC	59	H
41	54			NDD									TSH	TSH	.610	NPSNM	99	H
42	54			NDD									TSC	TSC	.610	NPSNM	12	C
42	54			NDD									TEC	TEH	.610	NBAZC	57	H
42	54			NDD									TSH	TSH	.610	NPSNM	99	H

ROW	COL	VOLTS	DEG	IND	PER	CHN	LOCN	INCH1	INCH2	CRLEN	CRWID	CEG	BEGT	ENDT	PDIA	PTYPE	CAL	L
-----	-----	-------	-----	-----	-----	-----	------	-------	-------	-------	-------	-----	------	------	------	-------	-----	---

ROW	COL	VOLTS	DEG	IND	PER	CHN	LOCN	INCH1	INCH2	CRLEN	CRWID	CEG	BEGT	ENDT	PDIA	PTYPE	CAL	L
43	54			NDD									TSC	TSC	.610	NPSNM	12	C
43	54			NDD									TEC	TEH	.610	NBAZC	57	H
43	54			NDD									TSH	TSH	.610	NPSNM	99	H
44	54			NDD									TSC	TSC	.610	NPSNM	12	C
44	54			NDD									TEC	TEH	.610	NBAZC	57	H
44	54			NDD									TSH	TSH	.610	NPSNM	99	H
45	54			NDD									TSC	TSC	.610	NPSNM	12	C
45	54			NDD									TEC	TEH	.610	NBAZC	57	H
45	54			NDD									TSH	TSH	.610	NPSNM	99	H
46	54			NDD									TSC	TSC	.610	NPSNM	12	C
46	54	3.75	193	DNG		P1	AV2	18.50					TEC	TEH	.610	NBAZC	57	H
46	54	7.27	69	MBM		6	AV3	25.20					TEC	TEH	.610	NBAZC	57	H
46	54			NDD									TSH	TSH	.610	NPSNM	99	H
47	54			NDD									TSC	TSC	.610	NPSNM	12	C
47	54			NDD									02C	02C	.610	NPSNM	12	C
47	54			NDD									03C	03C	.610	NPSNM	12	C
47	54			NDD									TEC	TEH	.610	NBAZC	57	H
47	54			NDD									TSH	TSH	.610	NPSNM	99	H
48	54			NDD									TSC	TSC	.610	NPSNM	12	C
48	54			NDD									TEC	TEH	.610	NBAZC	57	H
48	54			NDD									TSH	TSH	.610	NPSNM	99	H
49	54			NDD									02C	02C	.610	NPSNM	10	C
49	54			NDD									03C	03C	.610	NPSNM	10	C
49	54			NDD									TSC	TSC	.610	NPSNM	10	C
49	54	7.79	182	DNT		P1	AV2	.00					TEC	TEH	.610	NBAZC	57	H
49	54	3.29	181	DNT		P1	AV3	.00					TEC	TEH	.610	NBAZC	57	H
49	54			NDD									TSH	TSH	.610	NPSNM	99	H
35	55			NDD									TSC	TSC	.610	NPSNM	10	C
35	55			NDD									TEC	TEH	.610	NBAZC	57	H
35	55			NDD									TSH	TSH	.610	NPSNM	99	H
36	55			NDD									TSC	TSC	.610	NPSNM	10	C
36	55			NDD									TEC	TEH	.610	NBAZC	57	H
36	55			NDD									TSH	TSH	.610	NPSNM	99	H
37	55			NDD									TSC	TSC	.610	NPSNM	10	C
37	55			NDD									TEC	TEH	.610	NBAZC	57	H
37	55			NDD									TSH	TSH	.610	NPSNM	99	H
38	55			NDD									TSC	TSC	.610	NPSNM	12	C
38	55			NDD									TEC	TEH	.610	NBAZC	57	H
38	55			NDD									TSH	TSH	.610	NPSNM	99	H
39	55			NDD									TSC	TSC	.610	NPSNM	12	C
39	55			NDD									TEC	TEH	.610	NBAZC	57	H
39	55			NDD									TSH	TSH	.610	NPSNM	99	H
40	55			NDD									TSC	TSC	.610	NPSNM	12	C
40	55			NDD									TEC	TEH	.610	NBAZC	57	H
40	55			NDD									TSH	TSH	.610	NPSNM	99	H
41	55			NDD									TSC	TSC	.610	NPSNM	12	C
41	55			NDD									TEC	TEH	.610	NBAZC	57	H
41	55			NDD									TSH	TSH	.610	NPSNM	99	H
42	55			NDD									TSC	TSC	.610	NPSNM	10	C
42	55			NDD									TEC	TEH	.610	NBAZC	57	H
42	55			NDD									TSH	TSH	.610	NPSNM	99	H
43	55			NDD									TSC	TSC	.610	NPSNM	12	C
43	55			NDD									TEC	TEH	.610	NBAZC	59	H
43	55			NDD									TSH	TSH	.610	NPSNM	99	H
44	55			NDD									TSC	TSC	.610	NPSNM	12	C
44	55			NDD									TEC	TEH	.610	NBAZC	59	H
44	55			NDD									TSH	TSH	.610	NPSNM	99	H
45	55			NDD									TSC	TSC	.610	NPSNM	12	C
45	55			NDD									TEC	TEH	.610	NBAZC	59	H
45	55			NDD									TSH	TSH	.610	NPSNM	99	H

ROW	COL	VOLTS	DEG	IND	PER	CHN	LOCN	INCH1	INCH2	CRLEN	CRWID	CEG	BEGT	ENDT	PDIA	PTYPE	CAL	L
-----	-----	-------	-----	-----	-----	-----	------	-------	-------	-------	-------	-----	------	------	------	-------	-----	---

ROW	COL	VOLTS	DEG	IND	PER	CHN	LOCN	INCH1	INCH2	CRLEN	CRWID	CEG	BEGT	ENDT	PDIA	PTYPE	CAL	L
46	55			NDD									TSC	TSC	.610	NPSNM	12	C
46	55			NDD									TEC	TEH	.610	NBAZC	59	H
46	55			NDD									TSH	TSH	.610	NPSNM	99	H
47	55			NDD									TSC	TSC	.610	NPSNM	12	C
47	55			NDD									TEC	TEH	.610	NBAZC	59	H
47	55			NDD									TSH	TSH	.610	NPSNM	99	H
48	55			NDD									TSC	TSC	.610	NPSNM	12	C
48	55			NDD									TEC	TEH	.610	NBAZC	59	H
48	55			NDD									TSH	TSH	.610	NPSNM	99	H
49	55			NDD									TSC	TSC	.610	NPSNM	10	C
49	55	5.77	182	DNT		P1	AV2	.00					TEC	TEH	.610	NBAZC	59	H
49	55			NDD									TSH	TSH	.610	NPSNM	99	H
35	56			NDD									TSC	TSC	.610	NPSNM	12	C
35	56			NDD									TEC	TEH	.610	NBAZC	57	H
35	56			NDD									TSH	TSH	.610	NPSNM	99	H
36	56			NDD									TSC	TSC	.610	NPSNM	12	C
36	56			NDD									TEC	TEH	.610	NBAZC	57	H
36	56			NDD									TSH	TSH	.610	NPSNM	99	H
37	56			NDD									TSC	TSC	.610	NPSNM	12	C
37	56			NDD									03C	03C	.610	NPSNM	12	C
37	56			NDD									02C	02C	.610	NPSNM	12	C
37	56			NDD									TEC	TEH	.610	NBAZC	57	H
37	56			NDD									TSH	TSH	.610	NPSNM	99	H
38	56			NDD									TSC	TSC	.610	NPSNM	12	C
38	56			NDD									TEC	TEH	.610	NBAZC	57	H
38	56			NDD									TSH	TSH	.610	NPSNM	99	H
39	56			NDD									TSC	TSC	.610	NPSNM	10	C
39	56			NDD									02C	02C	.610	NPSNM	10	C
39	56			NDD									03C	03C	.610	NPSNM	10	C
39	56			NDD									TEC	TEH	.610	NBAZC	57	H
39	56			NDD									TSH	TSH	.610	NPSNM	99	H
40	56			NDD									TSC	TSC	.610	NPSNM	10	C
40	56	3.19	59	MBM		6	10C	.86					TEC	TEH	.610	NBAZC	57	H
40	56			NDD									TSH	TSH	.610	NPSNM	99	H
41	56			NDD									TSC	TSC	.610	NPSNM	10	C
41	56			NDD									TEC	TEH	.610	NBAZC	57	H
41	56			NDD									TSH	TSH	.610	NPSNM	99	H
42	56			NDD									TSC	TSC	.610	NPSNM	10	C
42	56			NDD									02C	02C	.610	NPSNM	10	C
42	56			NDD									03C	03C	.610	NPSNM	10	C
42	56	.13	117	DFS		1	07C	40.88					TEC	TEH	.610	NBAZC	57	H
42	56			NDD									TSH	TSH	.610	NPSNM	99	H
44	56			NDD									TSC	TSC	.610	NPSNM	10	C
44	56	1.72	0	PCT	24	P2	AV2	.00					TEC	TEH	.610	NBAZC	57	H
44	56	1.46	0	PCT	22	P2	AV3	.00					TEC	TEH	.610	NBAZC	57	H
44	56			NDD									TSH	TSH	.610	NPSNM	99	H
45	56			NDD									TSC	TSC	.610	NPSNM	10	C
45	56	.97	0	PCT	17	P2	AV1	.00					TEC	TEH	.610	NBAZC	57	H
45	56	2.14	0	PCT	27	P2	AV2	.00					TEC	TEH	.610	NBAZC	57	H
45	56	3.04	0	PCT	32	P2	AV3	.00					TEC	TEH	.610	NBAZC	57	H
45	56			NDD									TSH	TSH	.610	NPSNM	99	H
46	56			NDD									TSC	TSC	.610	NPSNM	10	C
46	56	1.47	0	PCT	22	P2	AV2	.00					TEC	TEH	.610	NBAZC	57	H
46	56	1.94	0	PCT	26	P2	AV3	.08					TEC	TEH	.610	NBAZC	57	H
46	56			NDD									TSH	TSH	.610	NPSNM	99	H
47	56			NDD									TSC	TSC	.610	NPSNM	10	C
47	56	2.35	65	MBM		6	08H	1.36					TEC	TEH	.610	NBAZC	57	H
47	56			NDD									TSH	TSH	.610	NPSNM	99	H
48	56			NDD									TSC	TSC	.610	NPSNM	10	C
48	56			NDD									TEC	TEH	.610	NBAZC	57	H
48	56			NDD									TSH	TSH	.610	NPSNM	99	H
49	56			NDD									TSC	TSC	.610	NPSNM	10	C

ROW	COL	VOLTS	DEG	IND	PER	CHN	LOCN	INCH1	INCH2	CRLEN	CRWID	CEG	BEGT	ENDT	PDIA	PTYPE	CAL	L
-----	-----	-------	-----	-----	-----	-----	------	-------	-------	-------	-------	-----	------	------	------	-------	-----	---

ROW	COL	VOLTS	DEG	IND	PER	CHN	LOCN	INCH1	INCH2	CRLEN	CRWID	CEG	BEGT	ENDT	PDIA	PTYPE	CAL	L
49	56			NDD									03C	03C	.610	NPSNM	10	C
49	56			NDD									02C	02C	.610	NPSNM	10	C
49	56	3.58	179	DNT		P1	AV2	.00					TEC	TEH	.610	NBAZC	57	H
49	56	3.79	180	DNT		P1	AV3	.00					TEC	TEH	.610	NBAZC	57	H
49	56			NDD									TSH	TSH	.610	NPSNM	99	H
5	59			NDD									TEC	TEH	.610	NBAZC	89	H
5	59			NDD									TSH	TSH	.610	NPSNM	97	H
5	59			NDD									08H	08H	.610	NPSNM	117	H
6	59			NDD									TEC	TEH	.610	NBAZC	89	H
6	59			NDD									TSH	TSH	.610	NPSNM	97	H
6	59			NDD									08H	08H	.610	NPSNM	119	H
7	59			NDD									TEC	TEH	.610	NBAZC	89	H
7	59			NDD									TSH	TSH	.610	NPSNM	97	H
7	59			NDD									08H	08H	.610	NPSNM	119	H
8	59			NDD									TEC	TEH	.610	NBAZC	89	H
8	59			NDD									TSH	TSH	.610	NPSNM	97	H
8	59			NDD									08H	08H	.610	NPSNM	119	H
9	59	2.89	81	MBM		6	07C	14.50					TEC	TEH	.610	NBAZC	89	H
9	59			NDD									TSH	TSH	.610	NPSNM	97	H
9	59			NDD									08H	08H	.610	NPSNM	119	H
35	59			NDD									TSC	TSC	.610	NPSNM	10	C
35	59			NDD									TEC	TEH	.610	NBAZC	31	H
35	59			NDD									TSH	TSH	.610	NPSNM	99	H
36	59			NDD									TSC	TSC	.610	NPSNM	10	C
36	59			NDD									TEC	TEH	.610	NBAZC	31	H
36	59			NDD									TSH	TSH	.610	NPSNM	99	H
37	59			NDD									03C	03C	.610	NPSNM	10	C
37	59			NDD									02C	02C	.610	NPSNM	10	C
37	59			NDD									TSC	TSC	.610	NPSNM	10	C
37	59			NDD									TEC	TEH	.610	NBAZC	31	H
37	59			NDD									TSH	TSH	.610	NPSNM	99	H
38	59			NDD									TSC	TSC	.610	NPSNM	10	C
38	59			NDD									TEC	TEH	.610	NBAZC	31	H
38	59			NDD									TSH	TSH	.610	NPSNM	99	H
39	59			NDD									TSC	TSC	.610	NPSNM	10	C
39	59			NDD									02C	02C	.610	NPSNM	10	C
39	59			NDD									03C	03C	.610	NPSNM	10	C
39	59			NDD									TEC	TEH	.610	NBAZC	31	H
39	59			NDD									TSH	TSH	.610	NPSNM	99	H
40	59			NDD									TSC	TSC	.610	NPSNM	10	C
40	59			NDD									TEC	TEH	.610	NBAZC	31	H
40	59			NDD									TSH	TSH	.610	NPSNM	99	H
43	59			NDD									TSC	TSC	.610	NPSNM	10	C
43	59	.29	42	DSS		P1	01H	-.05					TEC	TEH	.610	NBAZC	29	H
43	59	2.03	184	DNG		P1	01H	3.61					TEC	TEH	.610	NBAZC	29	H
43	59			NDD									TSH	TSH	.610	NPSNM	99	H
44	59			NDD									TSC	TSC	.610	NPSNM	12	C
44	59			NDD									TEC	TEH	.610	NBAZC	29	H
44	59			NDD									TSH	TSH	.610	NPSNM	99	H
45	59			NDD									03C	03C	.610	NPSNM	12	C
45	59			NDD									TSC	TSC	.610	NPSNM	12	C
45	59			NDD									02C	02C	.610	NPSNM	12	C
45	59			NDD									TEC	TEH	.610	NBAZC	29	H
45	59			NDD									TSH	TSH	.610	NPSNM	99	H
49	59			NDD									02C	02C	.610	NPSNM	10	C
49	59			NDD									TSC	TSC	.610	NPSNM	10	C
49	59			NDD									03C	03C	.610	NPSNM	10	C
49	59	1.90	85	INR		6	03H	18.79					TEC	TEH	.610	NBAZC	29	H
49	59	2.59	178	DNT		P1	AV1	.00					TEC	TEH	.610	NBAZC	29	H
49	59	4.01	179	DNT		P1	AV3	.00					TEC	TEH	.610	NBAZC	29	H
49	59	3.80	181	DNT		P1	AV4	.00					TEC	TEH	.610	NBAZC	29	H
49	59	1.80	70	INR		6	08C	31.59					TEC	TEH	.610	NBAZC	29	H
49	59	2.52	72	MBM		6	03C	7.81					TEC	TEH	.610	NBAZC	29	H
49	59			NDD									TSH	TSH	.610	NPSNM	99	H

ROW	COL	VOLTS	DEG	IND	PER	CHN	LOCN	INCH1	INCH2	CRLEN	CRWID	CEG	BEGT	ENDT	PDIA	PTYPE	CAL	L
-----	-----	-------	-----	-----	-----	-----	------	-------	-------	-------	-------	-----	------	------	------	-------	-----	---

ROW	COL	VOLTS	DEG	IND	PER	CHN	LOCN	INCH1	INCH2	CRLEN	CRWID	CEG	BEGT	ENDT	PDIA	PTYPE	CAL	L
5	60			NDD									TEC	TEH	.610	NBAZC	91	H
5	60			NDD									TSH	TSH	.610	NPSNM	95	H
5	60			NDD									08H	08H	.610	NPSNM	117	H
6	60			NDD									TEC	TEH	.610	NBAZC	91	H
6	60			NDD									TSH	TSH	.610	NPSNM	95	H
6	60			NDD									08H	08H	.610	NPSNM	117	H
7	60			NDD									TEC	TEH	.610	NBAZC	91	H
7	60			NDD									TSH	TSH	.610	NPSNM	95	H
7	60			NDD									08H	08H	.610	NPSNM	117	H
8	60			NDD									TEC	TEH	.610	NBAZC	91	H
8	60			NDD									TSH	TSH	.610	NPSNM	95	H
8	60			NDD									08H	08H	.610	NPSNM	117	H
9	60			NDD									TEC	TEH	.610	NBAZC	91	H
9	60			NDD									TSH	TSH	.610	NPSNM	95	H
9	60			NDD									08H	08H	.610	NPSNM	119	H
35	60			NDD									TSC	TSC	.610	NPSNM	12	C
35	60			NDD									TEC	TEH	.610	NBAZC	29	H
35	60			NDD									TSH	TSH	.610	NPSNM	99	H
37	60			NDD									TSC	TSC	.610	NPSNM	10	C
37	60			NDD									TEC	TEH	.610	NBAZC	29	H
37	60			NDD									TSH	TSH	.610	NPSNM	99	H
38	60			NDD									TSC	TSC	.610	NPSNM	10	C
38	60			NDD									TEC	TEH	.610	NBAZC	29	H
38	60			NDD									TSH	TSH	.610	NPSNM	99	H
39	60			NDD									TSC	TSC	.610	NPSNM	10	C
39	60			NDD									TEC	TEH	.610	NBAZC	29	H
39	60			NDD									TSH	TSH	.610	NPSNM	99	H
40	60			NDD									TSC	TSC	.610	NPSNM	10	C
40	60			NDD									TEC	TEH	.610	NBAZC	29	H
40	60			NDD									TSH	TSH	.610	NPSNM	99	H
41	60			NDD									TSC	TSC	.610	NPSNM	10	C
41	60			NDD									TEC	TEH	.610	NBAZC	31	H
41	60			NDD									TSH	TSH	.610	NPSNM	99	H
42	60			NDD									TSC	TSC	.610	NPSNM	10	C
42	60			NDD									TEC	TEH	.610	NBAZC	31	H
42	60			NDD									TSH	TSH	.610	NPSNM	99	H
43	60			NDD									TSC	TSC	.610	NPSNM	10	C
43	60			NDD									TEC	TEH	.610	NBAZC	31	H
43	60			NDD									TSH	TSH	.610	NPSNM	99	H
44	60			NDD									TSC	TSC	.610	NPSNM	12	C
44	60			NDD									TEC	TEH	.610	NBAZC	31	H
44	60			NDD									TSH	TSH	.610	NPSNM	99	H
45	60			NDD									TSC	TSC	.610	NPSNM	10	C
45	60			NDD									TEC	TEH	.610	NBAZC	31	H
45	60			NDD									TSH	TSH	.610	NPSNM	99	H
46	60			NDD									TSC	TSC	.610	NPSNM	12	C
46	60			NDD									TEC	TEH	.610	NBAZC	31	H
46	60			NDD									TSH	TSH	.610	NPSNM	99	H
47	60			NDD									TSC	TSC	.610	NPSNM	10	C
47	60			NDD									03C	03C	.610	NPSNM	10	C
47	60			NDD									02C	02C	.610	NPSNM	10	C
47	60			NDD									TEC	TEH	.610	NBAZC	31	H
47	60			NDD									TSH	TSH	.610	NPSNM	99	H
48	60			NDD									TSC	TSC	.610	NPSNM	12	C
48	60			NDD									TEC	TEH	.610	NBAZC	31	H
48	60			NDD									TSH	TSH	.610	NPSNM	99	H
49	60			NDD									TSC	TSC	.610	NPSNM	10	C
49	60	3.64	179	DNT		P1	AV1	.00					TEC	TEH	.610	NBAZC	31	H
49	60	4.78	181	DNT		P1	AV3	.00					TEC	TEH	.610	NBAZC	31	H
49	60	2.85	69	MBM		6	07C	21.06					TEC	TEH	.610	NBAZC	31	H

ROW	COL	VOLTS	DEG	IND	PER	CHN	LOCN	INCH1	INCH2	CRLEN	CRWID	CEG	BEGT	ENDT	PDIA	PTYPE	CAL	L
-----	-----	-------	-----	-----	-----	-----	------	-------	-------	-------	-------	-----	------	------	------	-------	-----	---

ROW	COL	VOLTS	DEG	IND	PER	CHN	LOCN	INCH1	INCH2	CRLEN	CRWID	CEG	BEGT	ENDT	PDIA	PTYPE	CAL	L
49	60			NDD									TSH	TSH	.610	NPSNM	99	H
4	61			NDD									11C	TEC	.610	NBAZC	2	C
4	61			NDD									11C	TEH	.590	SBUC	87	H
4	61			NDD									TSH	TSH	.610	NPSNM	97	H
4	61			NDD									08H	08H	.610	NPSNM	121	H
5	61			NDD									TEC	TEH	.610	NBAZC	89	H
5	61			NDD									TSH	TSH	.610	NPSNM	97	H
5	61			NDD									08H	08H	.610	NPSNM	117	H
6	61			NDD									TEC	TEH	.610	NBAZC	89	H
6	61			NDD									TSH	TSH	.610	NPSNM	97	H
6	61			NDD									08H	08H	.610	NPSNM	119	H
7	61	.57	140	DFI		1	07H	42.09					TEC	TEH	.610	NBAZC	89	H
7	61	2.78	183	DNG		P1	10C	10.33					TEC	TEH	.610	NBAZC	89	H
7	61			NDD									TSH	TSH	.610	NPSNM	97	H
7	61			TBP		2							08H	08H	.610	NPSNM	99	H
7	61	.35	71	SVI		P4	08H	-.91					08H	08H	.610	NPSNM	99	H
7	61	.48	261	PCT	40	2	08H	-.83		.25	.41	63	08H	08H	.610	NPSNM	99	H
8	61			NDD									TEC	TEH	.610	NBAZC	89	H
8	61			NDD									TSH	TSH	.610	NPSNM	97	H
8	61			NDD									08H	08H	.610	NPSNM	117	H
9	61			NDD									TEC	TEH	.610	NBAZC	89	H
9	61			NDD									TSH	TSH	.610	NPSNM	97	H
9	61			NDD									08H	08H	.610	NPSNM	119	H
35	61			NDD									TSC	TSC	.610	NPSNM	12	C
35	61			NDD									TEC	TEH	.610	NBAZC	31	H
35	61			NDD									TSH	TSH	.610	NPSNM	99	H
36	61			NDD									TSC	TSC	.610	NPSNM	12	C
36	61			NDD									TEC	TEH	.610	NBAZC	31	H
36	61	.11	285	PCT	13	2	TSH	.02		.12	.29	45	TSH	TSH	.610	NPSNM	99	H
36	61	.08	66	VOL		P4	TSH	.02					TSH	TSH	.610	NPSNM	99	H
37	61			NDD									TSC	TSC	.610	NPSNM	10	C
37	61			NDD									TEC	TEH	.610	NBAZC	31	H
37	61			NDD									TSH	TSH	.610	NPSNM	99	H
38	61			NDD									TSC	TSC	.610	NPSNM	12	C
38	61			NDD									TEC	TEH	.610	NBAZC	31	H
38	61			NDD									TSH	TSH	.610	NPSNM	99	H
39	61			NDD									TSC	TSC	.610	NPSNM	12	C
39	61			NDD									TEC	TEH	.610	NBAZC	31	H
39	61			NDD									TSH	TSH	.610	NPSNM	99	H
40	61			NDD									TSC	TSC	.610	NPSNM	12	C
40	61	3.31	74	MBM		6	01H	7.59					TEC	TEH	.610	NBAZC	31	H
40	61			NDD									TSH	TSH	.610	NPSNM	99	H
41	61			NDD									TSC	TSC	.610	NPSNM	12	C
41	61			NDD									TEC	TEH	.610	NBAZC	29	H
41	61			NDD									TSH	TSH	.610	NPSNM	99	H
42	61			NDD									TSC	TSC	.610	NPSNM	12	C
42	61			NDD									TEC	TEH	.610	NBAZC	29	H
42	61			NDD									TSH	TSH	.610	NPSNM	99	H
43	61			NDD									TSC	TSC	.610	NPSNM	12	C
43	61			NDD									TEC	TEH	.610	NBAZC	29	H
43	61			NDD									TSH	TSH	.610	NPSNM	99	H
44	61			NDD									TSC	TSC	.610	NPSNM	12	C
44	61			NDD									TEC	TEH	.610	NBAZC	29	H
44	61			NDD									TSH	TSH	.610	NPSNM	99	H
45	61			NDD									TSC	TSC	.610	NPSNM	10	C
45	61			NDD									TEC	TEH	.610	NBAZC	29	H
45	61			NDD									TSH	TSH	.610	NPSNM	99	H
46	61			NDD									TSC	TSC	.610	NPSNM	12	C
46	61			NDD									TEC	TEH	.610	NBAZC	29	H
46	61			NDD									TSH	TSH	.610	NPSNM	99	H

ROW	COL	VOLTS	DEG	IND	PER	CHN	LOCN	INCH1	INCH2	CRLEN	CRWID	CEG	BEGT	ENDT	PDIA	PTYPE	CAL	L
-----	-----	-------	-----	-----	-----	-----	------	-------	-------	-------	-------	-----	------	------	------	-------	-----	---

Braidwood 2 A2R15

CDE 20110401

07/28/2011 08:29:09

ROW	COL	VOLTS	DEG	IND	PER	CHN	LOCN	INCH1	INCH2	CRLEN	CRWID	CEG	BEGT	ENDT	PDIA	PTYPE	CAL	L
47	61			NDD									TSC	TSC	.610	NPSNM	10	C
47	61			NDD									TEC	TEH	.610	NBAZC	29	H
47	61			NDD									TSH	TSH	.610	NPSNM	99	H
48	61			NDD									TSC	TSC	.610	NPSNM	12	C
48	61	2.62	184	DNG		P1	11H	9.88					TEC	TEH	.610	NBAZC	29	H
48	61			NDD									TSH	TSH	.610	NPSNM	99	H
49	61			NDD									TSC	TSC	.610	NPSNM	10	C
49	61	2.28	76	MBM		6	10H	41.67					TEC	TEH	.610	NBAZC	29	H
49	61	1.51	0	PCT	22	P2	AV1	.00					TEC	TEH	.610	NBAZC	29	H
49	61	2.70	177	DNT		P1	AV3	.00					TEC	TEH	.610	NBAZC	29	H
49	61			NDD									TSH	TSH	.610	NPSNM	99	H
4	62			NDD									11C	TEC	.610	NBAZC	2	C
4	62			NDD									11C	TEH	.590	SBUCC	87	H
4	62			NDD									TSH	TSH	.610	NPSNM	95	H
4	62			NDD									08H	08H	.610	NPSNM	121	H
5	62			NDD									TEC	TEH	.610	NBAZC	91	H
5	62			NDF		2	TSH	-12.22					TSH	TSH	.610	NPSNM	95	H
5	62			NDD									08H	08H	.610	NPSNM	117	H
6	62	3.30	75	MBM		6	09H	10.89					TEC	TEH	.610	NBAZC	91	H
6	62			RBD									TSH	TSH	.610	NPSNM	95	H
6	62			NDD									TSH	TSH	.610	NPSNM	101	H
6	62			NDD									08H	08H	.610	NPSNM	119	H
7	62			NDD									TEC	TEH	.610	NBAZC	91	H
7	62			NDD									TSH	TSH	.610	NPSNM	95	H
7	62			NDD									08H	08H	.610	NPSNM	119	H
8	62			NDD									TEC	TEH	.610	NBAZC	91	H
8	62			NDD									TSH	TSH	.610	NPSNM	95	H
8	62			NDD									08H	08H	.610	NPSNM	117	H
9	62			NDD									TEC	TEH	.610	NBAZC	91	H
9	62			RBD									TSH	TSH	.610	NPSNM	95	H
9	62			NDD									TSH	TSH	.610	NPSNM	101	H
9	62			NDD									08H	08H	.610	NPSNM	119	H
4	63			NDD									11C	TEC	.610	NBAZC	2	C
4	63			NDD									11C	TEH	.590	SBUCC	87	H
4	63			NDD									TSH	TSH	.610	NPSNM	97	H
4	63			NDD									08H	08H	.610	NPSNM	121	H
5	63			NDD									TEC	TEH	.610	NBAZC	89	H
5	63			NDD									TSH	TSH	.610	NPSNM	97	H
5	63			NDD									08H	08H	.610	NPSNM	117	H
6	63			NDD									TEC	TEH	.610	NBAZC	89	H
6	63			NDF		2	TSH	-10.93					TSH	TSH	.610	NPSNM	97	H
6	63			NDF		2	TSH	-9.08					TSH	TSH	.610	NPSNM	97	H
6	63			NDD									08H	08H	.610	NPSNM	117	H
7	63			NDD									TEC	TEH	.610	NBAZC	89	H
7	63			NDF		2	TSH	-5.03					TSH	TSH	.610	NPSNM	97	H
7	63			NDD									08H	08H	.610	NPSNM	117	H
8	63			NDD									TEC	TEH	.610	NBAZC	89	H
8	63			NDF		2	TSH	-4.44					TSH	TSH	.610	NPSNM	97	H
8	63			NDD									08H	08H	.610	NPSNM	117	H
9	63			NDD									TEC	TEH	.610	NBAZC	89	H
9	63			NDD									TSH	TSH	.610	NPSNM	97	H
9	63			NDD									08H	08H	.610	NPSNM	117	H
4	64			NDD									11C	TEC	.610	NBAZC	2	C
4	64			NDD									11C	TEH	.590	SBUCC	87	H
4	64			NDD									TSH	TSH	.610	NPSNM	95	H
4	64			NDD									08H	08H	.610	NPSNM	121	H
5	64			NDD									TEC	TEH	.610	NBAZC	91	H
5	64			NDD									TSH	TSH	.610	NPSNM	95	H
5	64			NDD									08H	08H	.610	NPSNM	121	H
6	64			NDD									TEC	TEH	.610	NBAZC	91	H
6	64			RBD									TSH	TSH	.610	NPSNM	95	H
6	64			NDD									TSH	TSH	.610	NPSNM	101	H

ROW	COL	VOLTS	DEG	IND	PER	CHN	LOCN	INCH1	INCH2	CRLEN	CRWID	CEG	BEGT	ENDT	PDIA	PTYPE	CAL	L
-----	-----	-------	-----	-----	-----	-----	------	-------	-------	-------	-------	-----	------	------	------	-------	-----	---

Braidwood 2 A2R15

CDE 20110401

07/28/2011 08:29:09

ROW	COL	VOLTS	DEG	IND	PER	CHN	LOCN	INCH1	INCH2	CRLEN	CRWID	CEG	BEGT	ENDT	PDIA	PTYPE	CAL	L
6	64			NDD									08H	08H	.610	NPSNM	121	H
7	64			NDD									TEC	TEH	.610	NBAZC	91	H
7	64			NDD									TSH	TSH	.610	NPSNM	95	H
7	64			NDD									08H	08H	.610	NPSNM	121	H
8	64			NDD									TEC	TEH	.610	NBAZC	91	H
8	64			NDD									TSH	TSH	.610	NPSNM	95	H
8	64			NDD									08H	08H	.610	NPSNM	121	H
4	65	1.96	184	INR		P1	03C	16.24					11C	TEC	.610	NBAZC	2	C
4	65			NDD									11C	TEH	.590	SBUCC	87	H
4	65			NDD									TSH	TSH	.610	NPSNM	97	H
4	65			NDD									08H	08H	.610	NPSNM	121	H
5	65			NDD									TEC	TEH	.610	NBAZC	91	H
5	65			NDD									TSH	TSH	.610	NPSNM	97	H
5	65			NDD									08H	08H	.610	NPSNM	121	H
6	65			NDD									TEC	TEH	.610	NBAZC	91	H
6	65			NDD									TSH	TSH	.610	NPSNM	97	H
6	65			NDD									08H	08H	.610	NPSNM	121	H
7	65	4.03	80	MBM		6	TSH	2.71					TEC	TEH	.610	NBAZC	89	H
7	65			NDD									TSH	TSH	.610	NPSNM	97	H
7	65			NDD									08H	08H	.610	NPSNM	121	H
8	65			NDD									TEC	TEH	.610	NBAZC	89	H
8	65			NDD									TSH	TSH	.610	NPSNM	97	H
8	65			NDD									08H	08H	.610	NPSNM	121	H
15	70			NDD									TEC	TEH	.610	NBAZC	89	H
15	70			NDF		2	TSH	-4.87					TSH	TSH	.610	NPSNM	95	H
15	70			NDD									09H	09H	.610	NPSNM	119	H
16	70			NDD									TEC	TEH	.610	NBAZC	75	H
16	70			NDD									09H	09H	.610	NPSNM	119	H
17	70			NDD									TEC	TEH	.610	NBAZC	73	H
17	70			NDD									09H	09H	.610	NPSNM	119	H
18	70			NDD									TEC	TEH	.610	NBAZC	75	H
18	70			NDD									09H	09H	.610	NPSNM	119	H
19	70			NDD									TSC	TSC	.610	NPSNM	14	C
19	70			NDD									TEC	TEH	.610	NBAZC	73	H
19	70			NDD									09H	09H	.610	NPSNM	117	H
20	70			NDD									TSC	TSC	.610	NPSNM	16	C
20	70	.61	163	DFS		1	10H	2.40					TEC	TEH	.610	NBAZC	75	H
20	70	.29	150	DFS		1	09C	41.48					TEC	TEH	.610	NBAZC	75	H
20	70			NDD									TSH	TSH	.610	NPSNM	99	H
21	70			NDD									TSC	TSC	.610	NPSNM	16	C
21	70			NDD									TEC	TEH	.610	NBAZC	75	H
21	70			NDD									TSH	TSH	.610	NPSNM	99	H
22	70			NDD									TSC	TSC	.610	NPSNM	14	C
22	70	.38	161	DFS		1	TSC	6.37					TEC	TEH	.610	NBAZC	75	H
22	70			NDD									TSH	TSH	.610	NPSNM	99	H
15	71			NDD									TSH	TSH	.610	NPSNM	19	H
15	71	2.27	183	DNG		P1	AV4	2.69					TEC	TEH	.610	NBAZC	89	H
15	71			NDD									09H	09H	.610	NPSNM	119	H
16	71			NDD									TSH	TSH	.610	NPSNM	19	H
16	71	2.13	173	DNG		P1	10H	41.87					TEC	TEH	.610	NBAZC	75	H
16	71			NDD									09H	09H	.610	NPSNM	117	H
17	71			NDD									TSH	TSH	.610	NPSNM	19	H
17	71			NDD									TEC	TEH	.610	NBAZC	73	H
17	71			NDD									09H	09H	.610	NPSNM	117	H
18	71			NDF		2	TSH	-3.60					TSH	TSH	.610	NPSNM	19	H
18	71			NDD									TEC	TEH	.610	NBAZC	75	H
18	71			NDD									09H	09H	.610	NPSNM	117	H
19	71			NDD									TSC	TSC	.610	NPSNM	14	C
19	71			NDF		2	TSH	-6.15					TSH	TSH	.610	NPSNM	19	H
ROW	COL	VOLTS	DEG	IND	PER	CHN	LOCN	INCH1	INCH2	CRLEN	CRWID	CEG	BEGT	ENDT	PDIA	PTYPE	CAL	L

ROW	COL	VOLTS	DEG	IND	PER	CHN	LOCN	INCH1	INCH2	CRLEN	CRWID	CEG	BEGT	ENDT	PDIA	PTYPE	CAL	L
19	71			NDD									TEC	TEH	.610	NBAZC	73	H
19	71			NDD									09H	09H	.610	NPSNM	117	H
20	71			NDD									TSC	TSC	.610	NPSNM	14	C
20	71			NDF		2	TSH	-6.40					TSH	TSH	.610	NPSNM	19	H
20	71			NDF		2	TSH	-5.93					TSH	TSH	.610	NPSNM	19	H
20	71	2.74	72	MBM		6	07H	22.20					TEC	TEH	.610	NBAZC	75	H
21	71			NDD									TSC	TSC	.610	NPSNM	14	C
21	71			NDD									TSH	TSH	.610	NPSNM	19	H
21	71			NDD									TEC	TEH	.610	NBAZC	73	H
22	71			NDD									TSC	TSC	.610	NPSNM	14	C
22	71			NDD									TSH	TSH	.610	NPSNM	19	H
22	71			NDD									TEC	TEH	.610	NBAZC	73	H
42	71			NDD									TSH	TSH	.610	NPSNM	13	H
42	71			NDD									TEC	TEH	.610	NBAZC	31	H
42	71			NDD									07H	07H	.610	NPSNM	99	H
42	71			NDD									09H	09H	.610	NPSNM	99	H
42	71			NDD									08H	08H	.610	NPSNM	99	H
43	71			NDD									TSH	TSH	.610	NPSNM	13	H
43	71			NDD									TEC	TEH	.610	NBAZC	31	H
43	71			NDD									07H	07H	.610	NPSNM	99	H
43	71			NDD									08H	08H	.610	NPSNM	99	H
43	71			NDD									09H	09H	.610	NPSNM	99	H
44	71			NDD									TSH	TSH	.610	NPSNM	13	H
44	71			NDD									TEC	TEH	.610	NBAZC	31	H
44	71			NDD									08H	08H	.610	NPSNM	99	H
44	71			NDD									09H	09H	.610	NPSNM	99	H
44	71			NDD									07H	07H	.610	NPSNM	99	H
45	71			NDF		2	TSH	-11.73					TSH	TSH	.610	NPSNM	13	H
45	71			NDD									TEC	TEH	.610	NBAZC	31	H
45	71			NDD									08H	08H	.610	NPSNM	117	H
46	71			NDF		2	TSH	-2.20					TSH	TSH	.610	NPSNM	13	H
46	71			NDF		2	TSH	-1.44					TSH	TSH	.610	NPSNM	13	H
46	71			NDD									TEC	TEH	.610	NBAZC	31	H
46	71			NDD									08H	08H	.610	NPSNM	117	H
15	72			NDD									TSH	TSH	.610	NPSNM	17	H
15	72	2.38	184	DNG		P1	AV4	3.05					TEC	TEH	.610	NBAZC	63	H
15	72			NDD									09H	09H	.610	NPSNM	119	H
16	72			NDD									TSH	TSH	.610	NPSNM	17	H
16	72			NDD									TEC	TEH	.610	NBAZC	63	H
16	72			NDD									09H	09H	.610	NPSNM	117	H
17	72			NDD									TSH	TSH	.610	NPSNM	17	H
17	72	.15	121	DSI		P1	09H	.03					TEC	TEH	.610	NBAZC	63	H
17	72			TBP		2							09H	09H	.610	NPSNM	99	H
17	72	.16	345	PCT	20	2	09H	-.02		.14	.21	32	09H	09H	.610	NPSNM	99	H
17	72	.09	79	SVI		P4	09H	.03					09H	09H	.610	NPSNM	99	H
18	72			NDD									TSH	TSH	.610	NPSNM	17	H
18	72			NDD									TEC	TEH	.610	NBAZC	63	H
18	72			NDD									09H	09H	.610	NPSNM	119	H
19	72			NDD									TSC	TSC	.610	NPSNM	16	C
19	72			NDD									TSH	TSH	.610	NPSNM	17	H
19	72	2.57	184	DNG		P1	07C	28.41					TEC	TEH	.610	NBAZC	63	H
19	72			NDD									09H	09H	.610	NPSNM	117	H
42	72			NDD									TSH	TSH	.610	NPSNM	15	H
42	72			NDD									TEC	TEH	.610	NBAZC	29	H
42	72			NDD									08H	08H	.610	NPSNM	99	H
42	72			NDD									09H	09H	.610	NPSNM	99	H
42	72			NDD									07H	07H	.610	NPSNM	99	H
44	72			NDD									TSH	TSH	.610	NPSNM	15	H
44	72			NDD									TEC	TEH	.610	NBAZC	29	H
44	72			NDD									09H	09H	.610	NPSNM	99	H
44	72			NDD									07H	07H	.610	NPSNM	99	H
44	72			NDD									08H	08H	.610	NPSNM	99	H
45	72			NDD									TSH	TSH	.610	NPSNM	15	H

ROW	COL	VOLTS	DEG	IND	PER	CHN	LOCN	INCH1	INCH2	CRLEN	CRWID	CEG	BEGT	ENDT	PDIA	PTYPE	CAL	L
-----	-----	-------	-----	-----	-----	-----	------	-------	-------	-------	-------	-----	------	------	------	-------	-----	---

Braidwood 2 A2R15

CDE 20110401

07/28/2011 08:29:09

ROW	COL	VOLTS	DEG	IND	PER	CHN	LOCN	INCH1	INCH2	CRLEN	CRWID	CEG	BEGT	ENDT	PDIA	PTYPE	CAL	L
45	72			NDD									TEC	TEH	.610	NBAZC	29	H
45	72			NDD									08H	08H	.610	NPSNM	119	H
46	72			NDD									TSH	TSH	.610	NPSNM	15	H
46	72	4.38	79	MBM		6	07C	1.61					TEC	TEH	.610	NBAZC	29	H
46	72	2.77	85	MBM		6	07C	3.99					TEC	TEH	.610	NBAZC	29	H
46	72	3.19	72	MBM		6	07C	5.76					TEC	TEH	.610	NBAZC	29	H
46	72	2.32	76	MBM		6	03C	9.85					TEC	TEH	.610	NBAZC	29	H
46	72			NDD									08H	08H	.610	NPSNM	117	H
15	73	2.19	182	DNG		P1	AV4	2.92					TEC	TEH	.610	NBAZC	61	H
15	73			NDD									09H	09H	.610	NPSNM	119	H
16	73			NDD									TEC	TEH	.610	NBAZC	61	H
16	73			NDD									09H	09H	.610	NPSNM	117	H
17	73			NDD									TEC	TEH	.610	NBAZC	61	H
17	73			NDD									09H	09H	.610	NPSNM	117	H
18	73			NDD									TEC	TEH	.610	NBAZC	61	H
18	73			NDD									09H	09H	.610	NPSNM	117	H
19	73			NDD									TEC	TEH	.610	NBAZC	61	H
19	73			NDD									09H	09H	.610	NPSNM	117	H
42	73			NDD									TEC	TEH	.610	NBAZC	31	H
42	73			NDD									07H	07H	.610	NPSNM	99	H
42	73			NDD									09H	09H	.610	NPSNM	99	H
42	73			NDD									08H	08H	.610	NPSNM	99	H
44	73	2.97	173	DNT		P1	11H	.31					TEC	TEH	.610	NBAZC	31	H
44	73			NDD									09H	09H	.610	NPSNM	99	H
44	73			NDD									07H	07H	.610	NPSNM	99	H
44	73			TBP		2							08H	08H	.610	NPSNM	99	H
44	73	.20	62	PCT	23	2	08H	.57		.19	.36	55	08H	08H	.610	NPSNM	99	H
44	73	.11	64	SVI		P4	08H	.68					08H	08H	.610	NPSNM	99	H
44	73	.19	74	PID		2	08H	.57					08H	08H	.610	NPSNM	115	H
45	73			NDD									TEC	TEH	.610	NBAZC	31	H
45	73			NDD									08H	08H	.610	NPSNM	119	H
45	73			NDD									07H	07H	.610	NPSNM	123	H
46	73			NDD									TEC	TEH	.610	NBAZC	31	H
46	73			NDD									08H	08H	.610	NPSNM	117	H
46	73			NDD									07H	07H	.610	NPSNM	123	H
47	73			NDD									TEC	TEH	.610	NBAZC	31	H
47	73			NDD									07H	07H	.610	NPSNM	123	H
48	73			NDD									TEC	TEH	.610	NBAZC	31	H
48	73			NDD									07H	07H	.610	NPSNM	123	H
49	73			NDD									02C	02C	.610	NPSNM	12	C
49	73			NDD									03C	03C	.610	NPSNM	12	C
49	73	4.69	179	DNT		P1	AV1	.21					TEC	TEH	.610	NBAZC	31	H
49	73			NDD									07H	07H	.610	NPSNM	123	H
11	74			NDD									TEC	TEH	.610	NBAZC	63	H
11	74			NDD									05H	05H	.610	NPSNM	119	H
12	74			NDD									TEC	TEH	.610	NBAZC	63	H
12	74			NDD									05H	05H	.610	NPSNM	119	H
13	74			NDD									TEC	TEH	.610	NBAZC	63	H
13	74			NDD									05H	05H	.610	NPSNM	119	H
14	74			NDD									TEC	TEH	.610	NBAZC	63	H
14	74			NDD									05H	05H	.610	NPSNM	119	H
15	74			NDD									TEC	TEH	.610	NBAZC	63	H
15	74			NDD									05H	05H	.610	NPSNM	117	H
15	74			NDD									09H	09H	.610	NPSNM	117	H
16	74			NDD									TEC	TEH	.610	NBAZC	63	H
16	74			NDD									09H	09H	.610	NPSNM	117	H
17	74			NDD									TEC	TEH	.610	NBAZC	63	H
17	74			NDD									09H	09H	.610	NPSNM	117	H

ROW	COL	VOLTS	DEG	IND	PER	CHN	LOCN	INCH1	INCH2	CRLEN	CRWID	CEG	BEGT	ENDT	PDIA	PTYPE	CAL	L
-----	-----	-------	-----	-----	-----	-----	------	-------	-------	-------	-------	-----	------	------	------	-------	-----	---

Braidwood 2 A2R15

CDE 20110401

07/28/2011 08:29:09

ROW	COL	VOLTS	DEG	IND	PER	CHN	LOCN	INCH1	INCH2	CRLEN	CRWID	CEG	BEGT	ENDT	PDIA	PTYPE	CAL	L
18	74			NDD									TEC	TEH	.610	NBAZC	63	H
18	74			NDD									09H	09H	.610	NPSNM	117	H
19	74			NDD									TEC	TEH	.610	NBAZC	63	H
19	74			NDD									09H	09H	.610	NPSNM	117	H
42	74			NDD									TEC	TEH	.610	NBAZC	29	H
42	74			NDD									09H	09H	.610	NPSNM	99	H
42	74			NDD									08H	08H	.610	NPSNM	99	H
42	74			NDD									07H	07H	.610	NPSNM	99	H
43	74			NDD									TEC	TEH	.610	NBAZC	29	H
43	74			NDD									07H	07H	.610	NPSNM	99	H
43	74			NDD									08H	08H	.610	NPSNM	99	H
43	74			NDD									09H	09H	.610	NPSNM	99	H
44	74	2.35	182	DNG		P1	09C	37.12					TEC	TEH	.610	NBAZC	29	H
44	74			NDD									07H	07H	.610	NPSNM	99	H
44	74			NDD									08H	08H	.610	NPSNM	99	H
44	74			NDD									09H	09H	.610	NPSNM	99	H
45	74			NDD									TEC	TEH	.610	NBAZC	29	H
45	74			NDD									08H	08H	.610	NPSNM	119	H
45	74			NDD									07H	07H	.610	NPSNM	123	H
46	74	2.46	174	DNT		P1	11H	.39					TEC	TEH	.610	NBAZC	29	H
46	74			NDD									08H	08H	.610	NPSNM	117	H
46	74			NDD									07H	07H	.610	NPSNM	123	H
47	74			NDD									TEC	TEH	.610	NBAZC	29	H
47	74	.09	65	SVI		P4	07H	-.64					07H	07H	.610	NPSNM	123	H
47	74	.15	280	PCT	16	2	07H	-.61		.19	.36	55	07H	07H	.610	NPSNM	123	H
47	74			TBP		P4							07H	07H	.610	NPSNM	125	H
47	74	.12	103	PID		P4	07H	-.64					07H	07H	.610	NPSNM	125	H
48	74			NDD									TEC	TEH	.610	NBAZC	29	H
48	74			NDD									07H	07H	.610	NPSNM	123	H
49	74	2.12	176	DNT		P1	AV1	.00					TEC	TEH	.610	NBAZC	29	H
49	74			NDD									07H	07H	.610	NPSNM	123	H
11	75			NDD									TSH	TSH	.610	NPSNM	19	H
11	75			NDD									TEC	TEH	.610	NBAZC	75	H
11	75			NDD									05H	05H	.610	NPSNM	119	H
12	75			NDF		2	TSH	-15.28					TSH	TSH	.610	NPSNM	19	H
12	75			NDD									TEC	TEH	.610	NBAZC	61	H
12	75			NDD									05H	05H	.610	NPSNM	117	H
13	75			NDD									TSH	TSH	.610	NPSNM	19	H
13	75			NDD									TEC	TEH	.610	NBAZC	61	H
13	75			NDD									05H	05H	.610	NPSNM	117	H
14	75			NDD									TSH	TSH	.610	NPSNM	19	H
14	75	1.94	183	INR		P1	04C	8.31					TEC	TEH	.610	NBAZC	61	H
14	75	1.87	183	INR		P1	04C	11.08					TEC	TEH	.610	NBAZC	61	H
14	75			NDD									05H	05H	.610	NPSNM	117	H
15	75			NDD									TSH	TSH	.610	NPSNM	19	H
15	75			NDD									TEC	TEH	.610	NBAZC	61	H
15	75			NDD									05H	05H	.610	NPSNM	117	H
42	75			NDD									TSH	TSH	.610	NPSNM	13	H
42	75	7.55	180	DNG		P1	10H	40.04					TEC	TEH	.610	NBAZC	31	H
42	75			NDD									08H	08H	.610	NPSNM	117	H
43	75			NDD									TSH	TSH	.610	NPSNM	13	H
43	75			NDD									TEC	TEH	.610	NBAZC	31	H
43	75			NDD									08H	08H	.610	NPSNM	117	H
44	75			NDD									TSH	TSH	.610	NPSNM	13	H
44	75			NDD									TEC	TEH	.610	NBAZC	31	H
44	75			NDD									08H	08H	.610	NPSNM	117	H
45	75			NDD									TSH	TSH	.610	NPSNM	13	H
45	75			NDD									TEC	TEH	.610	NBAZC	31	H
45	75			NDD									08H	08H	.610	NPSNM	119	H
45	75			NDD									07H	07H	.610	NPSNM	123	H

ROW	COL	VOLTS	DEG	IND	PER	CHN	LOCN	INCH1	INCH2	CRLEN	CRWID	CEG	BEGT	ENDT	PDIA	PTYPE	CAL	L
-----	-----	-------	-----	-----	-----	-----	------	-------	-------	-------	-------	-----	------	------	------	-------	-----	---

ROW	COL	VOLTS	DEG	IND	PER	CHN	LOCN	INCH1	INCH2	CRLEN	CRWID	CEG	BEGT	ENDT	PDIA	PTYPE	CAL	L
46	75			NDD									TSH	TSH	.610	NPSNM	13	H
46	75			NDD									TEC	TEH	.610	NBAZC	31	H
46	75			NDD									08H	08H	.610	NPSNM	117	H
46	75			NDD									07H	07H	.610	NPSNM	123	H
47	75			NDD									TSH	TSH	.610	NPSNM	13	H
47	75	.14	87	DSI		P1	07H	-.83					TEC	TEH	.610	NBAZC	31	H
47	75			TBP		2							07H	07H	.610	NPSNM	123	H
47	75	.22	91	SVI		P4	07H	-.54					07H	07H	.610	NPSNM	123	H
47	75	.31	254	PCT	28	2	07H	-.51		.24	.49	76	07H	07H	.610	NPSNM	123	H
48	75			NDD									TSH	TSH	.610	NPSNM	13	H
48	75			NDD									TEC	TEH	.610	NBAZC	31	H
48	75			NDD									07H	07H	.610	NPSNM	123	H
49	75			NDD									TSH	TSH	.610	NPSNM	13	H
49	75			NDD									TEC	TEH	.610	NBAZC	31	H
49	75			NDD									07H	07H	.610	NPSNM	123	H
11	76			NDD									TSH	TSH	.610	NPSNM	17	H
11	76			NDD									TEC	TEH	.610	NBAZC	63	H
11	76			NDD									05H	05H	.610	NPSNM	119	H
12	76			NDD									TSH	TSH	.610	NPSNM	17	H
12	76			NDD									TEC	TEH	.610	NBAZC	63	H
12	76			NDD									05H	05H	.610	NPSNM	117	H
13	76			NDD									TSH	TSH	.610	NPSNM	17	H
13	76	.31	108	DSI		P1	05H	-.64					TEC	TEH	.610	NBAZC	63	H
13	76			TBP		2							05H	05H	.610	NPSNM	99	H
13	76	.42	82	PCT	38	2	05H	-.64		.25	.49	76	05H	05H	.610	NPSNM	99	H
13	76	.29	72	SVI		P4	05H	-.64					05H	05H	.610	NPSNM	99	H
14	76			NDD									TSH	TSH	.610	NPSNM	17	H
14	76			NDD									TEC	TEH	.610	NBAZC	63	H
14	76			NDD									05H	05H	.610	NPSNM	119	H
15	76			NDD									TSH	TSH	.610	NPSNM	17	H
15	76			NDD									TEC	TEH	.610	NBAZC	63	H
15	76			NDD									05H	05H	.610	NPSNM	117	H
45	76			NDD									TSH	TSH	.610	NPSNM	15	H
45	76			NDD									TEC	TEH	.610	NBAZC	33	H
45	76			NDD									07H	07H	.610	NPSNM	123	H
46	76			NDD									TSH	TSH	.610	NPSNM	15	H
46	76			NDD									TEC	TEH	.610	NBAZC	33	H
46	76			NDD									07H	07H	.610	NPSNM	123	H
47	76			NDD									TSH	TSH	.610	NPSNM	15	H
47	76			NDD									TEC	TEH	.610	NBAZC	33	H
47	76			NDD									07H	07H	.610	NPSNM	123	H
48	76			NDD									TSH	TSH	.610	NPSNM	15	H
48	76			NDD									TEC	TEH	.610	NBAZC	33	H
48	76			NDD									07H	07H	.610	NPSNM	123	H
49	76			NDD									TSH	TSH	.610	NPSNM	17	H
49	76	2.54	176	DNT		P1	AV4	.00					TEC	TEH	.610	NBAZC	33	H
49	76			NDD									07H	07H	.610	NPSNM	123	H
11	77			NDD									TSH	TSH	.610	NPSNM	19	H
11	77			NDD									TEC	TEH	.610	NBAZC	61	H
11	77			NDD									05H	05H	.610	NPSNM	119	H
12	77			NDD									TSH	TSH	.610	NPSNM	19	H
12	77			NDD									TEC	TEH	.610	NBAZC	61	H
12	77			NDD									05H	05H	.610	NPSNM	117	H
13	77			NDD									TSH	TSH	.610	NPSNM	19	H
13	77			NDD									TEC	TEH	.610	NBAZC	61	H
13	77			NDD									05H	05H	.610	NPSNM	119	H
14	77			NDD									TSH	TSH	.610	NPSNM	19	H
14	77			NDD									TEC	TEH	.610	NBAZC	61	H
14	77			NDD									05H	05H	.610	NPSNM	119	H
15	77			NDD									TSH	TSH	.610	NPSNM	19	H
15	77	2.14	182	DNG		P1	AV4	3.12					TEC	TEH	.610	NBAZC	61	H

ROW	COL	VOLTS	DEG	IND	PER	CHN	LOCN	INCH1	INCH2	CRLEN	CRWID	CEG	BEGT	ENDT	PDIA	PTYPE	CAL	L
-----	-----	-------	-----	-----	-----	-----	------	-------	-------	-------	-------	-----	------	------	------	-------	-----	---

Braidwood 2 A2R15

CDE 20110401

07/28/2011 08:29:09

ROW	COL	VOLTS	DEG	IND	PER	CHN	LOCN	INCH1	INCH2	CRLEN	CRWID	CEG	BEGT	ENDT	PDIA	PTYPE	CAL	L
15	77			NDD									05H	05H	.610	NPSNM	117	H
45	77			NDF		2	TSH	-15.70					TSH	TSH	.610	NPSNM	17	H
45	77			NDF		2	TSH	-7.57					TSH	TSH	.610	NPSNM	17	H
45	77			NDD									TEC	TEH	.610	NBAZC	35	H
45	77			NDD									07H	07H	.610	NPSNM	123	H
46	77			NDD									TSH	TSH	.610	NPSNM	17	H
46	77			NDD									TEC	TEH	.610	NBAZC	35	H
46	77			NDD									07H	07H	.610	NPSNM	123	H
47	77			NDD									TSH	TSH	.610	NPSNM	17	H
47	77	.36	155	DFS		1	07H	25.97					TEC	TEH	.610	NBAZC	35	H
47	77			NDD									07H	07H	.610	NPSNM	123	H
48	77			NDD									TSH	TSH	.610	NPSNM	17	H
48	77			NDD									TEC	TEH	.610	NBAZC	35	H
48	77			NDD									07H	07H	.610	NPSNM	123	H
49	77			NDD									02C	02C	.610	NPSNM	12	C
49	77			NDD									03C	03C	.610	NPSNM	12	C
49	77			NDD									TSH	TSH	.610	NPSNM	17	H
49	77			NDD									TEC	TEH	.610	NBAZC	35	H
49	77			NDD									07H	07H	.610	NPSNM	123	H
11	78			NDD									TSH	TSH	.610	NPSNM	17	H
11	78			NDD									TEC	TEH	.610	NBAZC	63	H
11	78			NDD									05H	05H	.610	NPSNM	119	H
12	78			NDF		2	TSH	-11.03					TSH	TSH	.610	NPSNM	17	H
12	78			NDD									TEC	TEH	.610	NBAZC	63	H
12	78			NDD									05H	05H	.610	NPSNM	117	H
13	78			NDD									TSH	TSH	.610	NPSNM	17	H
13	78			NDD									TEC	TEH	.610	NBAZC	63	H
13	78			NDD									05H	05H	.610	NPSNM	117	H
14	78			NDD									TSH	TSH	.610	NPSNM	17	H
14	78	2.93	182	DNG		P1	07C	5.63					TEC	TEH	.610	NBAZC	63	H
14	78			NDD									05H	05H	.610	NPSNM	117	H
15	78			NDD									TSH	TSH	.610	NPSNM	17	H
15	78			NDD									TEC	TEH	.610	NBAZC	63	H
15	78			NDD									05H	05H	.610	NPSNM	117	H
41	84	1.92	0	PCT	24	P2	AV3	.00					TEC	TEH	.610	NBAZC	33	H
41	84			NDD									07H	07H	.610	NPSNM	117	H
42	84			NDD									TEC	TEH	.610	NBAZC	33	H
42	84			NDD									07H	07H	.610	NPSNM	117	H
43	84	2.12	0	PCT	25	P2	AV3	.00					TEC	TEH	.610	NBAZC	33	H
43	84			NDD									07H	07H	.610	NPSNM	117	H
44	84			NDD									TEC	TEH	.610	NBAZC	33	H
44	84			NDD									07H	07H	.610	NPSNM	117	H
45	84			NDD									TEC	TEH	.610	NBAZC	33	H
45	84			NDD									07H	07H	.610	NPSNM	117	H
41	85	3.02	74	MBM		6	02C	8.81					TEC	TEH	.610	NBAZC	35	H
41	85	2.28	75	MBM		6	02C	12.01					TEC	TEH	.610	NBAZC	35	H
41	85			NDD									07H	07H	.610	NPSNM	119	H
42	85	1.17	0	PCT	18	P2	AV2	.18					TEC	TEH	.610	NBAZC	35	H
42	85	2.05	0	PCT	26	P2	AV3	.00					TEC	TEH	.610	NBAZC	35	H
42	85	.87	0	PCT	14	P2	AV4	.08					TEC	TEH	.610	NBAZC	35	H
42	85			NDD									07H	07H	.610	NPSNM	119	H
43	85			NDD									TEC	TEH	.610	NBAZC	35	H
43	85			NDD									07H	07H	.610	NPSNM	119	H
44	85			NDD									TEC	TEH	.610	NBAZC	35	H
44	85			NDD									07H	07H	.610	NPSNM	119	H
45	85			NDD									TEC	TEH	.610	NBAZC	35	H
45	85			NDD									07H	07H	.610	NPSNM	117	H
41	86			NDD									TEC	TEH	.610	NBAZC	33	H

ROW	COL	VOLTS	DEG	IND	PER	CHN	LOCN	INCH1	INCH2	CRLEN	CRWID	CEG	BEGT	ENDT	PDIA	PTYPE	CAL	L
-----	-----	-------	-----	-----	-----	-----	------	-------	-------	-------	-------	-----	------	------	------	-------	-----	---

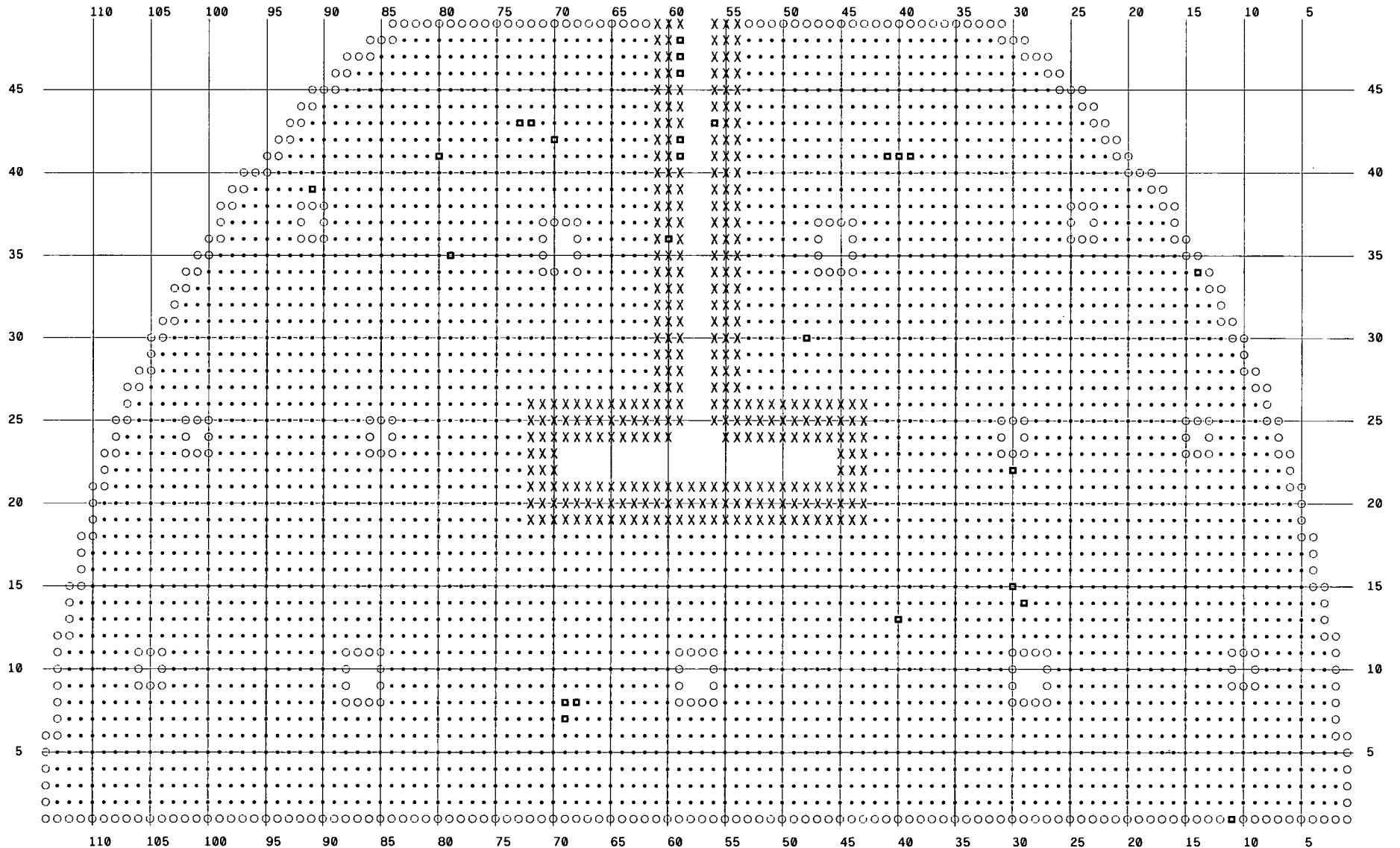
ROW	COL	VOLTS	DEG	IND	PER	CHN	LOCN	INCH1	INCH2	CRLEN	CRWID	CEG	BEGT	ENDT	PDIA	PTYPE	CAL	L
41	86			NDD									07H	07H	.610	NPSNM	117	H
42	86			NDD									TEC	TEH	.610	NBAZC	33	H
42	86			NDD									07H	07H	.610	NPSNM	117	H
43	86	.21	125	DSI		P1	07H	-.75					TEC	TEH	.610	NBAZC	33	H
43	86	.90	0	PCT	14	P2	AV2	.00					TEC	TEH	.610	NBAZC	33	H
43	86			TBP		2							07H	07H	.610	NPSNM	99	H
43	86	.10	85	SVI		P4	07H	-.75					07H	07H	.610	NPSNM	99	H
43	86	.17	90	PCT	21	2	07H	-.70		.25	.43	66	07H	07H	.610	NPSNM	99	H
44	86	1.72	0	PCT	22	P2	AV2	.00					TEC	TEH	.610	NBAZC	33	H
44	86	4.48	76	MBM		6	10C	1.70					TEC	TEH	.610	NBAZC	33	H
44	86	2.22	66	MBM		6	10C	12.55					TEC	TEH	.610	NBAZC	33	H
44	86	3.28	71	MBM		6	09C	36.40					TEC	TEH	.610	NBAZC	33	H
44	86			NDD									07H	07H	.610	NPSNM	119	H
45	86	3.19	180	DNG		P1	11H	4.94					TEC	TEH	.610	NBAZC	33	H
45	86	3.36	180	DNG		P1	11H	6.00					TEC	TEH	.610	NBAZC	33	H
45	86			NDD									07H	07H	.610	NPSNM	117	H
41	87			NDD									TEC	TEH	.610	NBAZC	35	H
41	87			NDD									07H	07H	.610	NPSNM	119	H
42	87			NDD									TEC	TEH	.610	NBAZC	35	H
42	87			NDD									07H	07H	.610	NPSNM	119	H
43	87			NDD									TEC	TEH	.610	NBAZC	35	H
43	87			NDD									07H	07H	.610	NPSNM	119	H
44	87			NDD									TEC	TEH	.610	NBAZC	35	H
44	87			NDD									07H	07H	.610	NPSNM	119	H
45	87			NDD									TEC	TEH	.610	NBAZC	35	H
45	87			NDD									07H	07H	.610	NPSNM	117	H
41	88	2.20	174	DNT		P1	11H	.36					TEC	TEH	.610	NBAZC	33	H
41	88			NDD									07H	07H	.610	NPSNM	117	H
42	88			NDD									TEC	TEH	.610	NBAZC	33	H
42	88			NDD									07H	07H	.610	NPSNM	117	H
43	88			NDD									TEC	TEH	.610	NBAZC	33	H
43	88			NDD									07H	07H	.610	NPSNM	117	H
44	88			NDD									TEC	TEH	.610	NBAZC	33	H
44	88			NDD									07H	07H	.610	NPSNM	119	H
45	88			NDD									TEC	TEH	.610	NBAZC	33	H
45	88			NDD									07H	07H	.610	NPSNM	117	H
ROW	COL	VOLTS	DEG	IND	PER	CHN	LOCN	INCH1	INCH2	CRLEN	CRWID	CEG	BEGT	ENDT	PDIA	PTYPE	CAL	L

SG-D COLD LEG APPENDIX 12.8 +POINT SPECIAL INTEREST

Braidwood A2R15 CDE D5

X 315 TUBE ON CL APPENDIX 12.8

■ 26 PLUGGED TUBE



Braidwood 2 A2R15

CDE 20110401

07/28/2011 09:00:25

ROW	COL	VOLTS	DEG	IND	PER	CHN	LOCN	INCH1	INCH2	CRLEN	CRWID	CEG	BEGT	ENDT	PDIA	PTYPE	CAL	L
19	43			NDD									TSC	TSC	.610	NPSNM	14	C
19	43			NDD									TEC	TEH	.610	NBAZC	27	H
20	43			NDD									TSC	TSC	.610	NPSNM	14	C
20	43			NDD									TEC	TEH	.610	NBAZC	27	H
21	43			NDD									TSC	TSC	.610	NPSNM	12	C
21	43			NDD									TEC	TEH	.610	NBAZC	27	H
22	43			NDD									TSC	TSC	.610	NPSNM	14	C
22	43			NDD									TEC	TEH	.610	NBAZC	27	H
23	43			NDD									TSC	TSC	.610	NPSNM	12	C
23	43			NDD									TEC	TEH	.610	NBAZC	27	H
24	43			NDD									TSC	TSC	.610	NPSNM	12	C
24	43			NDD									TEC	TEH	.610	NBAZC	53	H
25	43			NDD									TSC	TSC	.610	NPSNM	12	C
25	43			NDD									TEC	TEH	.610	NBAZC	53	H
26	43			NDD									TSC	TSC	.610	NPSNM	10	C
26	43			NDD									TEC	TEH	.610	NBAZC	53	H
19	44			NDD									TSC	TSC	.610	NPSNM	16	C
19	44	.37	158	DFS		1	09C	28.31					TEC	TEH	.610	NBAZC	25	H
20	44			NDD									TSC	TSC	.610	NPSNM	14	C
20	44			RBD									TSC	TSC	.610	NPSNM	16	C
20	44			NDD									TEC	TEH	.610	NBAZC	25	H
21	44			NDD									TSC	TSC	.610	NPSNM	16	C
21	44			NDD									TEC	TEH	.610	NBAZC	25	H
22	44			NDD									TSH	TSH	.610	NPSNM	9	H
22	44			NDD									TSC	TSC	.610	NPSNM	16	C
22	44			NDD									TEC	TEH	.610	NBAZC	25	H
23	44			NDD									TSC	TSC	.610	NPSNM	12	C
23	44			NDD									TEC	TEH	.610	NBAZC	25	H
24	44			NDD									TSC	TSC	.610	NPSNM	12	C
24	44			NDD									TEC	TEH	.610	NBAZC	55	H
25	44			NDD									TSC	TSC	.610	NPSNM	12	C
25	44			NDD									TEC	TEH	.610	NBAZC	55	H
26	44			NDD									TSC	TSC	.610	NPSNM	10	C
26	44			NDD									TEC	TEH	.610	NBAZC	55	H
19	45			NDD									TSC	TSC	.610	NPSNM	16	C
19	45			NDD									TEC	TEH	.610	NBAZC	27	H
20	45			NDD									TSC	TSC	.610	NPSNM	16	C
20	45			NDD									TEC	TEH	.610	NBAZC	27	H
21	45			NDD									TSC	TSC	.610	NPSNM	14	C
21	45			NDD									TEC	TEH	.610	NBAZC	27	H
22	45			NDD									TSC	TSC	.610	NPSNM	14	C
22	45			NDD									TEC	TEH	.610	NBAZC	27	H
23	45	3.13	183	NDD									TSC	TSC	.610	NPSNM	14	C
23	45			DNG		P1	10C	17.05					TEC	TEH	.610	NBAZC	27	H
24	45			NDD									TSH	TSH	.610	NPSNM	9	H
24	45			NDD									TSC	TSC	.610	NPSNM	12	C
24	45	3.01	184	DNG		P1	07H	8.64					TEC	TEH	.610	NBAZC	53	H
24	45	2.65	184	DNG		P1	08H	25.47					TEC	TEH	.610	NBAZC	53	H
25	45			NDD									TSH	TSH	.610	NPSNM	9	H
25	45			NDD									TSC	TSC	.610	NPSNM	12	C
25	45			NDD									TEC	TEH	.610	NBAZC	53	H
26	45			NDD									TSH	TSH	.610	NPSNM	9	H
26	45			NDD									TSC	TSC	.610	NPSNM	10	C
26	45			NDD									TEC	TEH	.610	NBAZC	53	H
19	46			NDD									TSC	TSC	.610	NPSNM	16	C

ROW	COL	VOLTS	DEG	IND	PER	CHN	LOCN	INCH1	INCH2	CRLEN	CRWID	CEG	BEGT	ENDT	PDIA	PTYPE	CAL	L
-----	-----	-------	-----	-----	-----	-----	------	-------	-------	-------	-------	-----	------	------	------	-------	-----	---

ROW	COL	VOLTS	DEG	IND	PER	CHN	LOCN	INCH1	INCH2	CRLEN	CRWID	CEG	BEGT	ENDT	PDIA	PTYPE	CAL	L
19	46			NDD									TEC	TEH	.610	NBAZC	25	H
20	46			NDD									TSC	TSC	.610	NPSNM	14	C
20	46			NDD									TEC	TEH	.610	NBAZC	25	H
21	46			NDD									TSC	TSC	.610	NPSNM	14	C
21	46			NDD									TEC	TEH	.610	NBAZC	25	H
24	46			NDD									TSH	TSH	.610	NPSNM	11	H
24	46			NDD									TSC	TSC	.610	NPSNM	12	C
24	46			NDD									TEC	TEH	.610	NBAZC	57	H
25	46			NDD									TSH	TSH	.610	NPSNM	11	H
25	46			NDD									TSC	TSC	.610	NPSNM	12	C
25	46			NDD									TEC	TEH	.610	NBAZC	57	H
26	46			NDD									TSC	TSC	.610	NPSNM	10	C
26	46			NDD									TSH	TSH	.610	NPSNM	11	H
26	46			NDD									TEC	TEH	.610	NBAZC	57	H
19	47			NDD									TSC	TSC	.610	NPSNM	16	C
19	47			NDD									TEC	TEH	.610	NBAZC	27	H
20	47			NDD									TSC	TSC	.610	NPSNM	16	C
20	47			NDD									TEC	TEH	.610	NBAZC	27	H
21	47			NDD									TSC	TSC	.610	NPSNM	14	C
21	47			NDD									TEC	TEH	.610	NBAZC	27	H
24	47			NDD									TSC	TSC	.610	NPSNM	12	C
24	47			NDD									TEC	TEH	.610	NBAZC	59	H
25	47			NDD									TSC	TSC	.610	NPSNM	12	C
25	47			NDD									TEC	TEH	.610	NBAZC	59	H
26	47			NDD									TSC	TSC	.610	NPSNM	10	C
26	47			NDD									TEC	TEH	.610	NBAZC	59	H
19	48			NDD									TSC	TSC	.610	NPSNM	16	C
19	48			NDD									TEC	TEH	.610	NBAZC	25	H
20	48			NDD									TSC	TSC	.610	NPSNM	14	C
20	48			NDD									TEC	TEH	.610	NBAZC	25	H
21	48			NDD									TSH	TSH	.610	NPSNM	11	H
21	48			NDD									TSC	TSC	.610	NPSNM	14	C
21	48			NDD									TEC	TEH	.610	NBAZC	25	H
24	48			NDD									TSC	TSC	.610	NPSNM	12	C
24	48			NDD									TEC	TEH	.610	NBAZC	57	H
25	48			NDD									TSC	TSC	.610	NPSNM	12	C
25	48			NDD									TEC	TEH	.610	NBAZC	57	H
26	48			NDD									TSC	TSC	.610	NPSNM	10	C
26	48	1.96	0	NDD									TEC	TEH	.610	NBAZC	57	H
				PCT	26	P2	AV2	.21										
19	49			NDD									TSH	TSH	.610	NPSNM	11	H
19	49			NDD									TSC	TSC	.610	NPSNM	14	C
19	49			NDD									TEC	TEH	.610	NBAZC	27	H
20	49			NDD									TSC	TSC	.610	NPSNM	14	C
20	49			NDD									TEC	TEH	.610	NBAZC	27	H
21	49			NDD									TSC	TSC	.610	NPSNM	14	C
21	49			NDD									TEC	TEH	.610	NBAZC	27	H
24	49			NDD									TSC	TSC	.610	NPSNM	12	C
24	49			NDD									TEC	TEH	.610	NBAZC	59	H
25	49			NDD									TSC	TSC	.610	NPSNM	12	C
25	49	2.46	187	NDD									TEC	TEH	.610	NBAZC	59	H
				DNG		P1	03H	18.06										
26	49			NDD									TSC	TSC	.610	NPSNM	10	C
26	49			NDD									TEC	TEH	.610	NBAZC	59	H
19	50			NDD									TSC	TSC	.610	NPSNM	14	C
19	50			NDD									TEC	TEH	.610	NBAZC	25	H

ROW	COL	VOLTS	DEG	IND	PER	CHN	LOCN	INCH1	INCH2	CRLEN	CRWID	CEG	BEGT	ENDT	PDIA	PTYPE	CAL	L
20	50			NDD									TSC	TSC	.610	NPSNM	14	C
20	50			NDD									TEC	TEH	.610	NBAZC	25	H
21	50			NDD									TSC	TSC	.610	NPSNM	14	C
21	50			NDD									TEC	TEH	.610	NBAZC	25	H
24	50			NDD									TSC	TSC	.610	NPSNM	12	C
24	50			NDD									TEC	TEH	.610	NBAZC	57	H
25	50			NDD									TSC	TSC	.610	NPSNM	12	C
25	50	2.10	185	DNT		P1	05H	-.57					TEC	TEH	.610	NBAZC	57	H
25	50	2.08	185	DNG		P1	05H	1.60					TEC	TEH	.610	NBAZC	57	H
26	50			NDD									TSC	TSC	.610	NPSNM	10	C
26	50	.70	0	PCT	14	P2	AV2	.19					TEC	TEH	.610	NBAZC	57	H
19	51			NDD									TSC	TSC	.610	NPSNM	14	C
19	51			NDD									TEC	TEH	.610	NBAZC	27	H
20	51			NDD									TSC	TSC	.610	NPSNM	14	C
20	51			NDD									TEC	TEH	.610	NBAZC	27	H
21	51			NDD									TSC	TSC	.610	NPSNM	14	C
21	51			NDD									TEC	TEH	.610	NBAZC	27	H
24	51			NDD									TSC	TSC	.610	NPSNM	12	C
24	51			NDD									TSH	TSH	.610	NPSNM	13	H
24	51			NDD									TEC	TEH	.610	NBAZC	59	H
25	51			NDD									TSC	TSC	.610	NPSNM	12	C
25	51			NDD									TSH	TSH	.610	NPSNM	13	H
25	51	.11	124	DFS		1	08H	16.72					TEC	TEH	.610	NBAZC	59	H
26	51			NDD									TSC	TSC	.610	NPSNM	10	C
26	51			NDD									TSH	TSH	.610	NPSNM	13	H
26	51			NDD									TEC	TEH	.610	NBAZC	59	H
19	52			NDD									TSH	TSH	.610	NPSNM	13	H
19	52			NDD									TSC	TSC	.610	NPSNM	14	C
19	52			NDD									TEC	TEH	.610	NBAZC	25	H
20	52			NDD									TSC	TSC	.610	NPSNM	18	C
20	52			NDD									TEC	TEH	.610	NBAZC	25	H
21	52			NDD									TSC	TSC	.610	NPSNM	14	C
21	52			NDD									TEC	TEH	.610	NBAZC	25	H
24	52			NDD									TSC	TSC	.610	NPSNM	12	C
24	52			NDD									TSH	TSH	.610	NPSNM	13	H
24	52			NDD									TEC	TEH	.610	NBAZC	57	H
25	52			NDD									TSC	TSC	.610	NPSNM	12	C
25	52			NDD									TSH	TSH	.610	NPSNM	13	H
25	52			NDD									TEC	TEH	.610	NBAZC	57	H
26	52			NDD									TSC	TSC	.610	NPSNM	10	C
26	52			NDD									TSH	TSH	.610	NPSNM	15	H
26	52			NDD									TEC	TEH	.610	NBAZC	57	H
19	53			NDD									TSC	TSC	.610	NPSNM	18	C
19	53			NDD									TEC	TEH	.610	NBAZC	27	H
20	53			NDD									TSC	TSC	.610	NPSNM	18	C
20	53			NDD									TEC	TEH	.610	NBAZC	27	H
21	53			NDD									TSC	TSC	.610	NPSNM	14	C
21	53			NDD									TEC	TEH	.610	NBAZC	27	H
24	53			NDD									TSC	TSC	.610	NPSNM	12	C
24	53			NDD									TEC	TEH	.610	NBAZC	57	H
25	53			NDD									TSC	TSC	.610	NPSNM	12	C
25	53			NDD									TEC	TEH	.610	NBAZC	57	H
26	53			NDD									TSC	TSC	.610	NPSNM	10	C
26	53			NDD									TSH	TSH	.610	NPSNM	15	H
26	53			NDD									TEC	TEH	.610	NBAZC	57	H
19	54			NDD									TSC	TSC	.610	NPSNM	18	C

ROW	COL	VOLTS	DEG	IND	PER	CHN	LOCN	INCH1	INCH2	CRLEN	CRWID	CEG	BEGT	ENDT	PDIA	PTYPE	CAL	L
-----	-----	-------	-----	-----	-----	-----	------	-------	-------	-------	-------	-----	------	------	------	-------	-----	---

ROW	COL	VOLTS	DEG	IND	PER	CHN	LOCN	INCH1	INCH2	CRLEN	CRWID	CEG	BEGT	ENDT	PDIA	PTYPE	CAL	L
19	54			NDD									TEC	TEH	.610	NBAZC	25	H
20	54			NDD									TSC	TSC	.610	NPSNM	18	C
20	54			NDD									TEC	TEH	.610	NBAZC	25	H
21	54			NDD									TSC	TSC	.610	NPSNM	18	C
21	54			NDD									TEC	TEH	.610	NBAZC	25	H
24	54			NDD									TSC	TSC	.610	NPSNM	12	C
24	54			NDD									TEC	TEH	.610	NBAZC	57	H
25	54			NDD									TSC	TSC	.610	NPSNM	12	C
25	54			NDD									TEC	TEH	.610	NBAZC	59	H
26	54			NDD									TSC	TSC	.610	NPSNM	10	C
26	54			NDD									TEC	TEH	.610	NBAZC	59	H
27	54			NDD									TSC	TSC	.610	NPSNM	10	C
27	54			NDD									TEC	TEH	.610	NBAZC	59	H
28	54			NDD									TSC	TSC	.610	NPSNM	10	C
28	54			NDD									TEC	TEH	.610	NBAZC	59	H
29	54			NDD									TSC	TSC	.610	NPSNM	10	C
29	54			NDD									TEC	TEH	.610	NBAZC	59	H
30	54			NDD									TSC	TSC	.610	NPSNM	10	C
30	54			NDD									TEC	TEH	.610	NBAZC	59	H
31	54			NDD									TSC	TSC	.610	NPSNM	10	C
31	54			NDD									TEC	TEH	.610	NBAZC	59	H
32	54			NDD									TSC	TSC	.610	NPSNM	10	C
32	54			NDD									TEC	TEH	.610	NBAZC	59	H
33	54			NDD									TSC	TSC	.610	NPSNM	10	C
33	54			NDD									TEC	TEH	.610	NBAZC	59	H
34	54	2.19	81	NDD									TSC	TSC	.610	NPSNM	10	C
34	54			MBM		6	09C	3.37					TEC	TEH	.610	NBAZC	59	H
35	54			NDD									TSC	TSC	.610	NPSNM	10	C
35	54			NDD									TEC	TEH	.610	NBAZC	59	H
35	54			NDD									TSH	TSH	.610	NPSNM	99	H
36	54			NDD									TSC	TSC	.610	NPSNM	10	C
36	54			NDD									TEC	TEH	.610	NBAZC	59	H
36	54			NDD									TSH	TSH	.610	NPSNM	99	H
37	54			NDD									TSC	TSC	.610	NPSNM	10	C
37	54			NDD									TEC	TEH	.610	NBAZC	59	H
37	54			NDD									TSH	TSH	.610	NPSNM	99	H
38	54			NDD									TSC	TSC	.610	NPSNM	12	C
38	54			NDD									TEC	TEH	.610	NBAZC	59	H
38	54			NDD									TSH	TSH	.610	NPSNM	99	H
39	54			NDD									TSC	TSC	.610	NPSNM	12	C
39	54			NDD									TEC	TEH	.610	NBAZC	59	H
39	54			NDD									TSH	TSH	.610	NPSNM	99	H
40	54			NDD									TSC	TSC	.610	NPSNM	12	C
40	54	3.60	77	MBM		6	05C	2.93					TEC	TEH	.610	NBAZC	59	H
40	54	2.58	81	MBM		6	03C	9.71					TEC	TEH	.610	NBAZC	59	H
40	54			NDD									TSH	TSH	.610	NPSNM	99	H
41	54			NDD									TSC	TSC	.610	NPSNM	12	C
41	54			NDD									TEC	TEH	.610	NBAZC	59	H
41	54			NDD									TSH	TSH	.610	NPSNM	99	H
42	54			NDD									TSC	TSC	.610	NPSNM	12	C
42	54			NDD									TEC	TEH	.610	NBAZC	57	H
42	54			NDD									TSH	TSH	.610	NPSNM	99	H
43	54			NDD									TSC	TSC	.610	NPSNM	12	C
43	54			NDD									TEC	TEH	.610	NBAZC	57	H
43	54			NDD									TSH	TSH	.610	NPSNM	99	H
44	54			NDD									TSC	TSC	.610	NPSNM	12	C

ROW	COL	VOLTS	DEG	IND	PER	CHN	LOCN	INCH1	INCH2	CRLEN	CRWID	CEG	BEGT	ENDT	PDIA	PTYPE	CAL	L
-----	-----	-------	-----	-----	-----	-----	------	-------	-------	-------	-------	-----	------	------	------	-------	-----	---

ROW	COL	VOLTS	DEG	IND	PER	CHN	LOCN	INCH1	INCH2	CRLEN	CRWID	CEG	BEGT	ENDT	PDIA	PTYPE	CAL	L
44	54			NDD									TEC	TEH	.610	NBAZC	57	H
44	54			NDD									TSH	TSH	.610	NPSNM	99	H
45	54			NDD									TSC	TSC	.610	NPSNM	12	C
45	54			NDD									TEC	TEH	.610	NBAZC	57	H
45	54			NDD									TSH	TSH	.610	NPSNM	99	H
46	54			NDD									TSC	TSC	.610	NPSNM	12	C
46	54	3.75	193	DNG		P1	AV2	18.50					TEC	TEH	.610	NBAZC	57	H
46	54	7.27	69	MBM		6	AV3	25.20					TEC	TEH	.610	NBAZC	57	H
46	54			NDD									TSH	TSH	.610	NPSNM	99	H
47	54			NDD									TSC	TSC	.610	NPSNM	12	C
47	54			NDD									02C	02C	.610	NPSNM	12	C
47	54			NDD									03C	03C	.610	NPSNM	12	C
47	54			NDD									TEC	TEH	.610	NBAZC	57	H
47	54			NDD									TSH	TSH	.610	NPSNM	99	H
48	54			NDD									TSC	TSC	.610	NPSNM	12	C
48	54			NDD									TEC	TEH	.610	NBAZC	57	H
48	54			NDD									TSH	TSH	.610	NPSNM	99	H
49	54			NDD									02C	02C	.610	NPSNM	10	C
49	54			NDD									03C	03C	.610	NPSNM	10	C
49	54			NDD									TSC	TSC	.610	NPSNM	10	C
49	54	7.79	182	DNT		P1	AV2	.00					TEC	TEH	.610	NBAZC	57	H
49	54	3.29	181	DNT		P1	AV3	.00					TEC	TEH	.610	NBAZC	57	H
49	54			NDD									TSH	TSH	.610	NPSNM	99	H
19	55			NDD									TSC	TSC	.610	NPSNM	18	C
19	55			NDD									TEC	TEH	.610	NBAZC	27	H
20	55			NDD									TSC	TSC	.610	NPSNM	18	C
20	55			NDD									TEC	TEH	.610	NBAZC	27	H
21	55			NDD									TSC	TSC	.610	NPSNM	18	C
21	55			NDD									TEC	TEH	.610	NBAZC	27	H
24	55			NDD									TSC	TSC	.610	NPSNM	12	C
24	55			NDD									TEC	TEH	.610	NBAZC	57	H
25	55			NDD									TSC	TSC	.610	NPSNM	12	C
25	55			NDD									TEC	TEH	.610	NBAZC	57	H
26	55			NDD									TSC	TSC	.610	NPSNM	10	C
26	55			NDD									TEC	TEH	.610	NBAZC	57	H
27	55			NDD									TSC	TSC	.610	NPSNM	10	C
27	55			NDD									TEC	TEH	.610	NBAZC	57	H
28	55			NDD									TSC	TSC	.610	NPSNM	10	C
28	55			NDD									TEC	TEH	.610	NBAZC	57	H
29	55			NDD									TSC	TSC	.610	NPSNM	10	C
29	55			NDD									TEC	TEH	.610	NBAZC	57	H
30	55			NDD									TSC	TSC	.610	NPSNM	10	C
30	55			NDD									TEC	TEH	.610	NBAZC	57	H
31	55			NDD									TSC	TSC	.610	NPSNM	10	C
31	55			NDD									TEC	TEH	.610	NBAZC	57	H
32	55			NDD									TSC	TSC	.610	NPSNM	10	C
32	55	3.96	177	DNG		P1	10C	38.14					TEC	TEH	.610	NBAZC	57	H
33	55			NDD									TSC	TSC	.610	NPSNM	10	C
33	55			NDD									TEC	TEH	.610	NBAZC	57	H
34	55			NDD									TSC	TSC	.610	NPSNM	10	C
34	55			NDD									TEC	TEH	.610	NBAZC	57	H
35	55			NDD									TSC	TSC	.610	NPSNM	10	C
35	55			NDD									TEC	TEH	.610	NBAZC	57	H
35	55			NDD									TSH	TSH	.610	NPSNM	99	H
36	55			NDD									TSC	TSC	.610	NPSNM	10	C
36	55			NDD									TEC	TEH	.610	NBAZC	57	H
36	55			NDD									TSH	TSH	.610	NPSNM	99	H
ROW	COL	VOLTS	DEG	IND	PER	CHN	LOCN	INCH1	INCH2	CRLEN	CRWID	CEG	BEGT	ENDT	PDIA	PTYPE	CAL	L

ROW	COL	VOLTS	DEG	IND	PER	CHN	LOCN	INCH1	INCH2	CRLEN	CRWID	CEG	BEGT	ENDT	PDIA	PTYPE	CAL	L
37	55			NDD									TSC	TSC	.610	NPSNM	10	C
37	55			NDD									TEC	TEH	.610	NBAZC	57	H
37	55			NDD									TSH	TSH	.610	NPSNM	99	H
38	55			NDD									TSC	TSC	.610	NPSNM	12	C
38	55			NDD									TEC	TEH	.610	NBAZC	57	H
38	55			NDD									TSH	TSH	.610	NPSNM	99	H
39	55			NDD									TSC	TSC	.610	NPSNM	12	C
39	55			NDD									TEC	TEH	.610	NBAZC	57	H
39	55			NDD									TSH	TSH	.610	NPSNM	99	H
40	55			NDD									TSC	TSC	.610	NPSNM	12	C
40	55			NDD									TEC	TEH	.610	NBAZC	57	H
40	55			NDD									TSH	TSH	.610	NPSNM	99	H
41	55			NDD									TSC	TSC	.610	NPSNM	12	C
41	55			NDD									TEC	TEH	.610	NBAZC	57	H
41	55			NDD									TSH	TSH	.610	NPSNM	99	H
42	55			NDD									TSC	TSC	.610	NPSNM	10	C
42	55			NDD									TEC	TEH	.610	NBAZC	57	H
42	55			NDD									TSH	TSH	.610	NPSNM	99	H
43	55			NDD									TSC	TSC	.610	NPSNM	12	C
43	55			NDD									TEC	TEH	.610	NBAZC	59	H
43	55			NDD									TSH	TSH	.610	NPSNM	99	H
44	55			NDD									TSC	TSC	.610	NPSNM	12	C
44	55			NDD									TEC	TEH	.610	NBAZC	59	H
44	55			NDD									TSH	TSH	.610	NPSNM	99	H
45	55			NDD									TSC	TSC	.610	NPSNM	12	C
45	55			NDD									TEC	TEH	.610	NBAZC	59	H
45	55			NDD									TSH	TSH	.610	NPSNM	99	H
46	55			NDD									TSC	TSC	.610	NPSNM	12	C
46	55			NDD									TEC	TEH	.610	NBAZC	59	H
46	55			NDD									TSH	TSH	.610	NPSNM	99	H
47	55			NDD									TSC	TSC	.610	NPSNM	12	C
47	55			NDD									TEC	TEH	.610	NBAZC	59	H
47	55			NDD									TSH	TSH	.610	NPSNM	99	H
48	55			NDD									TSC	TSC	.610	NPSNM	12	C
48	55			NDD									TEC	TEH	.610	NBAZC	59	H
48	55			NDD									TSH	TSH	.610	NPSNM	99	H
49	55	5.77	182	NDD		P1	AV2	.00					TSC	TSC	.610	NPSNM	10	C
49	55			DNT									TEC	TEH	.610	NBAZC	59	H
49	55			NDD									TSH	TSH	.610	NPSNM	99	H
19	56			NDD									TSC	TSC	.610	NPSNM	18	C
19	56			NDD									TEC	TEH	.610	NBAZC	25	H
20	56			NDD									TSC	TSC	.610	NPSNM	18	C
20	56			NDD									TEC	TEH	.610	NBAZC	25	H
21	56			NDD									TSC	TSC	.610	NPSNM	18	C
21	56			NDD									TEC	TEH	.610	NBAZC	25	H
25	56			NDD									TSC	TSC	.610	NPSNM	12	C
25	56			NDD									TEC	TEH	.610	NBAZC	57	H
26	56			NDD									TSC	TSC	.610	NPSNM	12	C
26	56			NDD									TEC	TEH	.610	NBAZC	57	H
27	56	.88	166	NDD		P1	11C	.38					TSC	TSC	.610	NPSNM	12	C
27	56			DSS									TEC	TEH	.610	NBAZC	57	H
28	56			NDD									TSC	TSC	.610	NPSNM	12	C
28	56			NDD									TEC	TEH	.610	NBAZC	57	H
29	56			NDD									TSC	TSC	.610	NPSNM	12	C
29	56			NDD									TEC	TEH	.610	NBAZC	57	H
30	56			NDD									TSC	TSC	.610	NPSNM	12	C
30	56			NDD									TEC	TEH	.610	NBAZC	57	H
ROW	COL	VOLTS	DEG	IND	PER	CHN	LOCN	INCH1	INCH2	CRLEN	CRWID	CEG	BEGT	ENDT	PDIA	PTYPE	CAL	L

ROW	COL	VOLTS	DEG	IND	PER	CHN	LOCN	INCH1	INCH2	CRLEN	CRWID	CEG	BEGT	ENDT	PDIA	PTYPE	CAL	L
31	56			NDD									TSC	TSC	.610	NPSNM	12	C
31	56			NDD									TEC	TEH	.610	NBAZC	57	H
32	56			NDD									TSC	TSC	.610	NPSNM	12	C
32	56			NDD									TEC	TEH	.610	NBAZC	57	H
33	56			NDD									TSC	TSC	.610	NPSNM	12	C
33	56			NDD									TEC	TEH	.610	NBAZC	57	H
34	56			NDD									TSC	TSC	.610	NPSNM	12	C
34	56	4.38	70	MBM		6	10H	22.13					TEC	TEH	.610	NBAZC	57	H
35	56			NDD									TSC	TSC	.610	NPSNM	12	C
35	56			NDD									TEC	TEH	.610	NBAZC	57	H
35	56			NDD									TSH	TSH	.610	NPSNM	99	H
36	56			NDD									TSC	TSC	.610	NPSNM	12	C
36	56			NDD									TEC	TEH	.610	NBAZC	57	H
36	56			NDD									TSH	TSH	.610	NPSNM	99	H
37	56			NDD									TSC	TSC	.610	NPSNM	12	C
37	56			NDD									03C	03C	.610	NPSNM	12	C
37	56			NDD									02C	02C	.610	NPSNM	12	C
37	56			NDD									TEC	TEH	.610	NBAZC	57	H
37	56			NDD									TSH	TSH	.610	NPSNM	99	H
38	56			NDD									TSC	TSC	.610	NPSNM	12	C
38	56			NDD									TEC	TEH	.610	NBAZC	57	H
38	56			NDD									TSH	TSH	.610	NPSNM	99	H
39	56			NDD									TSC	TSC	.610	NPSNM	10	C
39	56			NDD									02C	02C	.610	NPSNM	10	C
39	56			NDD									03C	03C	.610	NPSNM	10	C
39	56			NDD									TEC	TEH	.610	NBAZC	57	H
39	56			NDD									TSH	TSH	.610	NPSNM	99	H
40	56			NDD									TSC	TSC	.610	NPSNM	10	C
40	56	3.19	59	MBM		6	10C	.86					TEC	TEH	.610	NBAZC	57	H
40	56			NDD									TSH	TSH	.610	NPSNM	99	H
41	56			NDD									TSC	TSC	.610	NPSNM	10	C
41	56			NDD									TEC	TEH	.610	NBAZC	57	H
41	56			NDD									TSH	TSH	.610	NPSNM	99	H
42	56			NDD									TSC	TSC	.610	NPSNM	10	C
42	56			NDD									02C	02C	.610	NPSNM	10	C
42	56			NDD									03C	03C	.610	NPSNM	10	C
42	56	.13	117	DFS		1	07C	40.88					TEC	TEH	.610	NBAZC	57	H
42	56			NDD									TSH	TSH	.610	NPSNM	99	H
44	56			NDD									TSC	TSC	.610	NPSNM	10	C
44	56	1.72	0	PCT	24	P2	AV2	.00					TEC	TEH	.610	NBAZC	57	H
44	56	1.46	0	PCT	22	P2	AV3	.00					TEC	TEH	.610	NBAZC	57	H
44	56			NDD									TSH	TSH	.610	NPSNM	99	H
45	56			NDD									TSC	TSC	.610	NPSNM	10	C
45	56	.97	0	PCT	17	P2	AV1	.00					TEC	TEH	.610	NBAZC	57	H
45	56	2.14	0	PCT	27	P2	AV2	.00					TEC	TEH	.610	NBAZC	57	H
45	56	3.04	0	PCT	32	P2	AV3	.00					TEC	TEH	.610	NBAZC	57	H
45	56			NDD									TSH	TSH	.610	NPSNM	99	H
46	56			NDD									TSC	TSC	.610	NPSNM	10	C
46	56	1.47	0	PCT	22	P2	AV2	.00					TEC	TEH	.610	NBAZC	57	H
46	56	1.94	0	PCT	26	P2	AV3	.08					TEC	TEH	.610	NBAZC	57	H
46	56			NDD									TSH	TSH	.610	NPSNM	99	H
47	56			NDD									TSC	TSC	.610	NPSNM	10	C
47	56	2.35	65	MBM		6	08H	1.36					TEC	TEH	.610	NBAZC	57	H
47	56			NDD									TSH	TSH	.610	NPSNM	99	H
48	56			NDD									TSC	TSC	.610	NPSNM	10	C
48	56			NDD									TEC	TEH	.610	NBAZC	57	H
48	56			NDD									TSH	TSH	.610	NPSNM	99	H
49	56			NDD									TSC	TSC	.610	NPSNM	10	C
49	56			NDD									03C	03C	.610	NPSNM	10	C
49	56			NDD									02C	02C	.610	NPSNM	10	C
49	56	3.58	179	DNT		P1	AV2	.00					TEC	TEH	.610	NBAZC	57	H
49	56	3.79	180	DNT		P1	AV3	.00					TEC	TEH	.610	NBAZC	57	H

ROW	COL	VOLTS	DEG	IND	PER	CHN	LOCN	INCH1	INCH2	CRLEN	CRWID	CEG	BEGT	ENDT	PDIA	PTYPE	CAL	L
49	56			NDD									TSH	TSH	.610	NPSNM	99	H
19	57			NDD									TSC	TSC	.610	NPSNM	18	C
19	57			NDD									TEC	TEH	.610	NBAZC	27	H
20	57			NDD									TSC	TSC	.610	NPSNM	18	C
20	57			NDD									TEC	TEH	.610	NBAZC	27	H
21	57			NDD									TSC	TSC	.610	NPSNM	14	C
21	57	2.01	183	DNG		P1	09C	32.40					TEC	TEH	.610	NBAZC	25	H
19	58			NDD									TSC	TSC	.610	NPSNM	14	C
19	58	3.13	72	MBM		6	04C	4.68					TEC	TEH	.610	NBAZC	29	H
20	58			NDD									TSC	TSC	.610	NPSNM	14	C
20	58			NDD									TEC	TEH	.610	NBAZC	29	H
21	58			NDD									TSC	TSC	.610	NPSNM	14	C
21	58	.32	145	DFS		1	06C	16.83					TEC	TEH	.610	NBAZC	29	H
19	59			NDD									TSC	TSC	.610	NPSNM	14	C
19	59			NDD									TEC	TEH	.610	NBAZC	79	H
20	59			NDD									TSC	TSC	.610	NPSNM	14	C
20	59			NDD									TEC	TEH	.610	NBAZC	79	H
21	59			NDD									TSC	TSC	.610	NPSNM	14	C
21	59			NDD									TEC	TEH	.610	NBAZC	79	H
25	59			NDD									TSC	TSC	.610	NPSNM	10	C
25	59	2.10	168	DNT		P1	03C	.36					TEC	TEH	.610	NBAZC	31	H
26	59			NDD									TSC	TSC	.610	NPSNM	10	C
26	59			NDD									TEC	TEH	.610	NBAZC	31	H
27	59			NDD									TSC	TSC	.610	NPSNM	10	C
27	59			NDD									TEC	TEH	.610	NBAZC	31	H
28	59			NDD									TSC	TSC	.610	NPSNM	10	C
28	59			NDD									TEC	TEH	.610	NBAZC	31	H
29	59			NDD									TSC	TSC	.610	NPSNM	10	C
29	59			NDD									TEC	TEH	.610	NBAZC	31	H
30	59			NDD									TSC	TSC	.610	NPSNM	10	C
30	59			NDD									TEC	TEH	.610	NBAZC	31	H
31	59			NDD									TSC	TSC	.610	NPSNM	10	C
31	59			NDD									TEC	TEH	.610	NBAZC	31	H
32	59			NDD									TSC	TSC	.610	NPSNM	10	C
32	59	4.40	70	MBM		6	09H	18.46					TEC	TEH	.610	NBAZC	31	H
33	59			NDD									TSC	TSC	.610	NPSNM	10	C
33	59			NDD									TEC	TEH	.610	NBAZC	31	H
34	59			NDD									TSC	TSC	.610	NPSNM	10	C
34	59			NDD									TEC	TEH	.610	NBAZC	31	H
35	59			NDD									TSC	TSC	.610	NPSNM	10	C
35	59			NDD									TEC	TEH	.610	NBAZC	31	H
35	59			NDD									TSH	TSH	.610	NPSNM	99	H
36	59			NDD									TSC	TSC	.610	NPSNM	10	C
36	59			NDD									TEC	TEH	.610	NBAZC	31	H
36	59			NDD									TSH	TSH	.610	NPSNM	99	H
37	59			NDD									03C	03C	.610	NPSNM	10	C
37	59			NDD									02C	02C	.610	NPSNM	10	C
37	59			NDD									TSC	TSC	.610	NPSNM	10	C
37	59			NDD									TEC	TEH	.610	NBAZC	31	H
37	59			NDD									TSH	TSH	.610	NPSNM	99	H
38	59			NDD									TSC	TSC	.610	NPSNM	10	C
38	59			NDD									TEC	TEH	.610	NBAZC	31	H
38	59			NDD									TSH	TSH	.610	NPSNM	99	H
39	59			NDD									TSC	TSC	.610	NPSNM	10	C
39	59			NDD									02C	02C	.610	NPSNM	10	C

ROW	COL	VOLTS	DEG	IND	PER	CHN	LOCN	INCH1	INCH2	CRLEN	CRWID	CEG	BEGT	ENDT	PDIA	PTYPE	CAL	L
-----	-----	-------	-----	-----	-----	-----	------	-------	-------	-------	-------	-----	------	------	------	-------	-----	---

ROW	COL	VOLTS	DEG	IND	PER	CHN	LOCN	INCH1	INCH2	CRLEN	CRWID	CEG	BEGT	ENDT	PDIA	PTYPE	CAL	L
39	59			NDD									03C	03C	.610	NPSNM	10	C
39	59			NDD									TEC	TEH	.610	NBAZC	31	H
39	59			NDD									TSH	TSH	.610	NPSNM	99	H
40	59			NDD									TSC	TSC	.610	NPSNM	10	C
40	59			NDD									TEC	TEH	.610	NBAZC	31	H
40	59			NDD									TSH	TSH	.610	NPSNM	99	H
43	59			NDD									TSC	TSC	.610	NPSNM	10	C
43	59	.29	42	DSS		P1	01H	-.05					TEC	TEH	.610	NBAZC	29	H
43	59	2.03	184	DNG		P1	01H	3.61					TEC	TEH	.610	NBAZC	29	H
43	59			NDD									TSH	TSH	.610	NPSNM	99	H
44	59			NDD									TSC	TSC	.610	NPSNM	12	C
44	59			NDD									TEC	TEH	.610	NBAZC	29	H
44	59			NDD									TSH	TSH	.610	NPSNM	99	H
45	59			NDD									03C	03C	.610	NPSNM	12	C
45	59			NDD									TSC	TSC	.610	NPSNM	12	C
45	59			NDD									02C	02C	.610	NPSNM	12	C
45	59			NDD									TEC	TEH	.610	NBAZC	29	H
45	59			NDD									TSH	TSH	.610	NPSNM	99	H
49	59			NDD									02C	02C	.610	NPSNM	10	C
49	59			NDD									TSC	TSC	.610	NPSNM	10	C
49	59			NDD									03C	03C	.610	NPSNM	10	C
49	59	1.90	85	INR		6	03H	18.79					TEC	TEH	.610	NBAZC	29	H
49	59	2.59	178	DNT		P1	AV1	.00					TEC	TEH	.610	NBAZC	29	H
49	59	4.01	179	DNT		P1	AV3	.00					TEC	TEH	.610	NBAZC	29	H
49	59	3.80	181	DNT		P1	AV4	.00					TEC	TEH	.610	NBAZC	29	H
49	59	1.80	70	INR		6	08C	31.59					TEC	TEH	.610	NBAZC	29	H
49	59	2.52	72	MBM		6	03C	7.81					TEC	TEH	.610	NBAZC	29	H
49	59			NDD									TSH	TSH	.610	NPSNM	99	H
19	60			NDD									TSC	TSC	.610	NPSNM	14	C
19	60			NDD									TEC	TEH	.610	NBAZC	79	H
20	60			NDD									TSC	TSC	.610	NPSNM	16	C
20	60			NDD									TEC	TEH	.610	NBAZC	79	H
21	60			NDD									TSC	TSC	.610	NPSNM	14	C
21	60			NDD									TEC	TEH	.610	NBAZC	89	H
24	60			NDD									TSC	TSC	.610	NPSNM	10	C
24	60			NDD									TEC	TEH	.610	NBAZC	29	H
25	60			NDD									TSC	TSC	.610	NPSNM	10	C
25	60			NDD									TEC	TEH	.610	NBAZC	29	H
26	60			NDD									TSC	TSC	.610	NPSNM	10	C
26	60			NDD									TEC	TEH	.610	NBAZC	29	H
27	60			NDD									TSC	TSC	.610	NPSNM	10	C
27	60			NDD									TEC	TEH	.610	NBAZC	29	H
28	60			NDD									TSC	TSC	.610	NPSNM	10	C
28	60			NDD									TEC	TEH	.610	NBAZC	29	H
29	60			NDD									TSC	TSC	.610	NPSNM	12	C
29	60			NDD									TEC	TEH	.610	NBAZC	29	H
30	60			NDD									TSC	TSC	.610	NPSNM	12	C
30	60			NDD									TEC	TEH	.610	NBAZC	29	H
31	60			NDD									TSC	TSC	.610	NPSNM	10	C
31	60			NDD									TEC	TEH	.610	NBAZC	29	H
32	60			NDD									TSC	TSC	.610	NPSNM	12	C
32	60			NDD									TEC	TEH	.610	NBAZC	29	H
33	60			NDD									TSC	TSC	.610	NPSNM	12	C
33	60			NDD									TEC	TEH	.610	NBAZC	29	H
34	60			NDD									TSC	TSC	.610	NPSNM	10	C
34	60			NDD									TEC	TEH	.610	NBAZC	29	H
35	60			NDD									TSC	TSC	.610	NPSNM	12	C
35	60			NDD									TEC	TEH	.610	NBAZC	29	H
35	60			NDD									TSH	TSH	.610	NPSNM	99	H
ROW	COL	VOLTS	DEG	IND	PER	CHN	LOCN	INCH1	INCH2	CRLEN	CRWID	CEG	BEGT	ENDT	PDIA	PTYPE	CAL	L

ROW	COL	VOLTS	DEG	IND	PER	CHN	LOCN	INCH1	INCH2	CRLEN	CRWID	CEG	BEGT	ENDT	PDIA	PTYPE	CAL	L
37	60			NDD									TSC	TSC	.610	NPSNM	10	C
37	60			NDD									TEC	TEH	.610	NBAZC	29	H
37	60			NDD									TSH	TSH	.610	NPSNM	99	H
38	60			NDD									TSC	TSC	.610	NPSNM	10	C
38	60			NDD									TEC	TEH	.610	NBAZC	29	H
38	60			NDD									TSH	TSH	.610	NPSNM	99	H
39	60			NDD									TSC	TSC	.610	NPSNM	10	C
39	60			NDD									TEC	TEH	.610	NBAZC	29	H
39	60			NDD									TSH	TSH	.610	NPSNM	99	H
40	60			NDD									TSC	TSC	.610	NPSNM	10	C
40	60			NDD									TEC	TEH	.610	NBAZC	29	H
40	60			NDD									TSH	TSH	.610	NPSNM	99	H
41	60			NDD									TSC	TSC	.610	NPSNM	10	C
41	60			NDD									TEC	TEH	.610	NBAZC	31	H
41	60			NDD									TSH	TSH	.610	NPSNM	99	H
42	60			NDD									TSC	TSC	.610	NPSNM	10	C
42	60			NDD									TEC	TEH	.610	NBAZC	31	H
42	60			NDD									TSH	TSH	.610	NPSNM	99	H
43	60			NDD									TSC	TSC	.610	NPSNM	10	C
43	60			NDD									TEC	TEH	.610	NBAZC	31	H
43	60			NDD									TSH	TSH	.610	NPSNM	99	H
44	60			NDD									TSC	TSC	.610	NPSNM	12	C
44	60			NDD									TEC	TEH	.610	NBAZC	31	H
44	60			NDD									TSH	TSH	.610	NPSNM	99	H
45	60			NDD									TSC	TSC	.610	NPSNM	10	C
45	60			NDD									TEC	TEH	.610	NBAZC	31	H
45	60			NDD									TSH	TSH	.610	NPSNM	99	H
46	60			NDD									TSC	TSC	.610	NPSNM	12	C
46	60			NDD									TEC	TEH	.610	NBAZC	31	H
46	60			NDD									TSH	TSH	.610	NPSNM	99	H
47	60			NDD									TSC	TSC	.610	NPSNM	10	C
47	60			NDD									03C	03C	.610	NPSNM	10	C
47	60			NDD									02C	02C	.610	NPSNM	10	C
47	60			NDD									TEC	TEH	.610	NBAZC	31	H
47	60			NDD									TSH	TSH	.610	NPSNM	99	H
48	60			NDD									TSC	TSC	.610	NPSNM	12	C
48	60			NDD									TEC	TEH	.610	NBAZC	31	H
48	60			NDD									TSH	TSH	.610	NPSNM	99	H
49	60			NDD									TSC	TSC	.610	NPSNM	10	C
49	60	3.64	179	DNT		P1	AV1	.00					TEC	TEH	.610	NBAZC	31	H
49	60	4.78	181	DNT		P1	AV3	.00					TEC	TEH	.610	NBAZC	31	H
49	60	2.85	69	MBM		6	07C	21.06					TEC	TEH	.610	NBAZC	31	H
49	60			NDD									TSH	TSH	.610	NPSNM	99	H
19	61			NDD									TSC	TSC	.610	NPSNM	14	C
19	61			NDD									TEC	TEH	.610	NBAZC	79	H
20	61			NDD									TSC	TSC	.610	NPSNM	16	C
20	61			NDD									TEC	TEH	.610	NBAZC	79	H
21	61			NDD									TSC	TSC	.610	NPSNM	14	C
21	61			NDD									TEC	TEH	.610	NBAZC	89	H
24	61			NDD									TSC	TSC	.610	NPSNM	10	C
24	61			NDD									TEC	TEH	.610	NBAZC	31	H
25	61			NDD									TSC	TSC	.610	NPSNM	12	C
25	61			NDD									TEC	TEH	.610	NBAZC	31	H
26	61			NDD									TSC	TSC	.610	NPSNM	12	C
26	61			NDD									TEC	TEH	.610	NBAZC	31	H
27	61			NDD									TSC	TSC	.610	NPSNM	12	C
27	61	6.34	183	DNG		P1	TSH	20.18					TEC	TEH	.610	NBAZC	31	H
28	61			NDD									TSC	TSC	.610	NPSNM	12	C

ROW	COL	VOLTS	DEG	IND	PER	CHN	LOCN	INCH1	INCH2	CRLEN	CRWID	CEG	BEGT	ENDT	PDIA	PTYPE	CAL	L
-----	-----	-------	-----	-----	-----	-----	------	-------	-------	-------	-------	-----	------	------	------	-------	-----	---

Braidwood 2 A2R15

CDE 20110401

07/28/2011 09:00:25

ROW	COL	VOLTS	DEG	IND	PER	CHN	LOCN	INCH1	INCH2	CRLEN	CRWID	CEG	BEGT	ENDT	PDIA	PTYPE	CAL	L
28	61			NDD									TEC	TEH	.610	NBAZC	31	H
29	61			NDD									TSC	TSC	.610	NPSNM	10	C
29	61			NDD									TEC	TEH	.610	NBAZC	31	H
30	61			NDD									TSC	TSC	.610	NPSNM	12	C
30	61			NDD									TEC	TEH	.610	NBAZC	31	H
31	61			NDD									TSC	TSC	.610	NPSNM	12	C
31	61	3.09	71	MBM		6	03H	12.98					TEC	TEH	.610	NBAZC	31	H
31	61	3.19	73	MBM		6	04C	13.88					TEC	TEH	.610	NBAZC	31	H
32	61			NDD									TSC	TSC	.610	NPSNM	10	C
32	61	4.14	61	MBM		6	03C	1.22					TEC	TEH	.610	NBAZC	31	H
33	61			NDD									TSC	TSC	.610	NPSNM	12	C
33	61			NDD									TEC	TEH	.610	NBAZC	31	H
34	61			NDD									TSC	TSC	.610	NPSNM	12	C
34	61			NDD									TEC	TEH	.610	NBAZC	31	H
35	61			NDD									TSC	TSC	.610	NPSNM	12	C
35	61			NDD									TEC	TEH	.610	NBAZC	31	H
35	61			NDD									TSH	TSH	.610	NPSNM	99	H
36	61			NDD									TSC	TSC	.610	NPSNM	12	C
36	61			NDD									TEC	TEH	.610	NBAZC	31	H
36	61	.11	285	PCT	13	2	TSH	.02		.12	.29	45	TSH	TSH	.610	NPSNM	99	H
36	61	.08	66	VOL		P4	TSH	.02					TSH	TSH	.610	NPSNM	99	H
37	61			NDD									TSC	TSC	.610	NPSNM	10	C
37	61			NDD									TEC	TEH	.610	NBAZC	31	H
37	61			NDD									TSH	TSH	.610	NPSNM	99	H
38	61			NDD									TSC	TSC	.610	NPSNM	12	C
38	61			NDD									TEC	TEH	.610	NBAZC	31	H
38	61			NDD									TSH	TSH	.610	NPSNM	99	H
39	61			NDD									TSC	TSC	.610	NPSNM	12	C
39	61			NDD									TEC	TEH	.610	NBAZC	31	H
39	61			NDD									TSH	TSH	.610	NPSNM	99	H
40	61			NDD									TSC	TSC	.610	NPSNM	12	C
40	61	3.31	74	MBM		6	01H	7.59					TEC	TEH	.610	NBAZC	31	H
40	61			NDD									TSH	TSH	.610	NPSNM	99	H
41	61			NDD									TSC	TSC	.610	NPSNM	12	C
41	61			NDD									TEC	TEH	.610	NBAZC	29	H
41	61			NDD									TSH	TSH	.610	NPSNM	99	H
42	61			NDD									TSC	TSC	.610	NPSNM	12	C
42	61			NDD									TEC	TEH	.610	NBAZC	29	H
42	61			NDD									TSH	TSH	.610	NPSNM	99	H
43	61			NDD									TSC	TSC	.610	NPSNM	12	C
43	61			NDD									TEC	TEH	.610	NBAZC	29	H
43	61			NDD									TSH	TSH	.610	NPSNM	99	H
44	61			NDD									TSC	TSC	.610	NPSNM	12	C
44	61			NDD									TEC	TEH	.610	NBAZC	29	H
44	61			NDD									TSH	TSH	.610	NPSNM	99	H
45	61			NDD									TSC	TSC	.610	NPSNM	10	C
45	61			NDD									TEC	TEH	.610	NBAZC	29	H
45	61			NDD									TSH	TSH	.610	NPSNM	99	H
46	61			NDD									TSC	TSC	.610	NPSNM	12	C
46	61			NDD									TEC	TEH	.610	NBAZC	29	H
46	61			NDD									TSH	TSH	.610	NPSNM	99	H
47	61			NDD									TSC	TSC	.610	NPSNM	10	C
47	61			NDD									TEC	TEH	.610	NBAZC	29	H
47	61			NDD									TSH	TSH	.610	NPSNM	99	H
48	61			NDD									TSC	TSC	.610	NPSNM	12	C
48	61	2.62	184	DNG		P1	11H	9.88					TEC	TEH	.610	NBAZC	29	H
48	61			NDD									TSH	TSH	.610	NPSNM	99	H
49	61			NDD									TSC	TSC	.610	NPSNM	10	C

ROW	COL	VOLTS	DEG	IND	PER	CHN	LOCN	INCH1	INCH2	CRLEN	CRWID	CEG	BEGT	ENDT	PDIA	PTYPE	CAL	L
-----	-----	-------	-----	-----	-----	-----	------	-------	-------	-------	-------	-----	------	------	------	-------	-----	---

ROW	COL	VOLTS	DEG	IND	PER	CHN	LOCN	INCH1	INCH2	CRLEN	CRWID	CEG	BEGT	ENDT	PDIA	PTYPE	CAL	L
49	61	2.28	76	MBM		6	10H	41.67					TEC	TEH	.610	NBAZC	29	H
49	61	1.51	0	PCT	22	P2	AV1	.00					TEC	TEH	.610	NBAZC	29	H
49	61	2.70	177	DNT		P1	AV3	.00					TEC	TEH	.610	NBAZC	29	H
49	61			NDD									TSH	TSH	.610	NPSNM	99	H
19	62			NDD									TSC	TSC	.610	NPSNM	14	C
19	62	2.49	181	DNG		P1	05H	32.63					TEC	TEH	.610	NBAZC	79	H
20	62			NDD									TSC	TSC	.610	NPSNM	16	C
20	62			NDD									TEC	TEH	.610	NBAZC	75	H
21	62			NDD									TSC	TSC	.610	NPSNM	16	C
21	62			NDD									TEC	TEH	.610	NBAZC	89	H
24	62			NDD									TSC	TSC	.610	NPSNM	10	C
24	62	2.10	77	MBM		6	08H	25.74					TEC	TEH	.610	NBAZC	29	H
25	62			NDD									TSC	TSC	.610	NPSNM	12	C
25	62			NDD									TEC	TEH	.610	NBAZC	29	H
26	62			NDD									TSC	TSC	.610	NPSNM	10	C
26	62	5.21	81	MBM		6	10C	35.27					TEC	TEH	.610	NBAZC	29	H
19	63			NDD									TSC	TSC	.610	NPSNM	14	C
19	63			NDD									TEC	TEH	.610	NBAZC	79	H
20	63			NDD									TSC	TSC	.610	NPSNM	16	C
20	63			NDD									TEC	TEH	.610	NBAZC	75	H
21	63			NDD									TSC	TSC	.610	NPSNM	16	C
21	63			NDD									TEC	TEH	.610	NBAZC	73	H
24	63			NDD									TSC	TSC	.610	NPSNM	10	C
24	63			NDD									TEC	TEH	.610	NBAZC	31	H
25	63			NDD									TSC	TSC	.610	NPSNM	12	C
25	63			NDD									TEC	TEH	.610	NBAZC	31	H
26	63			NDD									TSC	TSC	.610	NPSNM	10	C
26	63			NDD									TEC	TEH	.610	NBAZC	31	H
19	64			NDD									TSC	TSC	.610	NPSNM	14	C
19	64			NDD									TEC	TEH	.610	NBAZC	79	H
20	64			NDD									TSC	TSC	.610	NPSNM	14	C
20	64			NDD									TEC	TEH	.610	NBAZC	75	H
21	64			NDD									TSC	TSC	.610	NPSNM	16	C
21	64			NDD									TEC	TEH	.610	NBAZC	73	H
24	64			NDD									TSC	TSC	.610	NPSNM	10	C
24	64			NDD									TEC	TEH	.610	NBAZC	29	H
25	64			NDD									TSC	TSC	.610	NPSNM	12	C
25	64			NDD									TSH	TSH	.610	NPSNM	13	H
25	64			NDD									TEC	TEH	.610	NBAZC	29	H
26	64			NDD									TSC	TSC	.610	NPSNM	12	C
26	64			NDD									TEC	TEH	.610	NBAZC	29	H
19	65			NDD									TSC	TSC	.610	NPSNM	14	C
19	65			NDD									TEC	TEH	.610	NBAZC	73	H
20	65			NDD									TSC	TSC	.610	NPSNM	14	C
20	65			NDD									TEC	TEH	.610	NBAZC	75	H
21	65			NDD									TSC	TSC	.610	NPSNM	16	C
21	65			NDD									TEC	TEH	.610	NBAZC	73	H
24	65			NDD									TSC	TSC	.610	NPSNM	10	C
24	65			NDD									TEC	TEH	.610	NBAZC	31	H
25	65			NDD									TSC	TSC	.610	NPSNM	12	C
25	65			NDD									TEC	TEH	.610	NBAZC	31	H
26	65			NDD									TSC	TSC	.610	NPSNM	10	C
26	65			NDD									TEC	TEH	.610	NBAZC	31	H
19	66			NDD									TSC	TSC	.610	NPSNM	14	C

ROW	COL	VOLTS	DEG	IND	PER	CHN	LOCN	INCH1	INCH2	CRLEN	CRWID	CEG	BEGT	ENDT	PDIA	PTYPE	CAL	L
-----	-----	-------	-----	-----	-----	-----	------	-------	-------	-------	-------	-----	------	------	------	-------	-----	---

ROW	COL	VOLTS	DEG	IND	PER	CHN	LOCN	INCH1	INCH2	CRLEN	CRWID	CEG	BEGT	ENDT	PDIA	PTYPE	CAL	L
19	66			NDD									TEC	TEH	.610	NBAZC	73	H
20	66			NDD									TSC	TSC	.610	NPSNM	14	C
20	66			NDD									TEC	TEH	.610	NBAZC	75	H
21	66			NDD									TSC	TSC	.610	NPSNM	16	C
21	66			NDD									TEC	TEH	.610	NBAZC	73	H
24	66			NDD									TSC	TSC	.610	NPSNM	10	C
24	66			NDD									TEC	TEH	.610	NBAZC	63	H
25	66			NDD									TSC	TSC	.610	NPSNM	12	C
25	66	.23	131	DSS		P1	02C	-.03					TEC	TEH	.610	NBAZC	63	H
26	66			NDD									TSC	TSC	.610	NPSNM	12	C
26	66			NDD									TEC	TEH	.610	NBAZC	63	H
19	67			NDD									TSC	TSC	.610	NPSNM	14	C
19	67			NDD									TEC	TEH	.610	NBAZC	73	H
20	67			NDD									TSC	TSC	.610	NPSNM	14	C
20	67			NDD									TEC	TEH	.610	NBAZC	75	H
21	67			NDD									TSC	TSC	.610	NPSNM	16	C
21	67			NDD									TEC	TEH	.610	NBAZC	73	H
24	67			NDD									TSC	TSC	.610	NPSNM	14	C
24	67			NDD									TEC	TEH	.610	NBAZC	63	H
25	67			NDD									TSC	TSC	.610	NPSNM	12	C
25	67			NDD									TEC	TEH	.610	NBAZC	33	H
26	67			NDD									TSC	TSC	.610	NPSNM	10	C
26	67			NDD									TEC	TEH	.610	NBAZC	33	H
19	68			NDD									TSC	TSC	.610	NPSNM	14	C
19	68			NDD									TEC	TEH	.610	NBAZC	73	H
20	68			NDD									TSC	TSC	.610	NPSNM	14	C
20	68	6.28	79	MBM		6	07C	7.83					TEC	TEH	.610	NBAZC	75	H
21	68			NDD									TSC	TSC	.610	NPSNM	16	C
21	68			NDD									TEC	TEH	.610	NBAZC	73	H
24	68			NDD									TSC	TSC	.610	NPSNM	14	C
24	68			NDD									TEC	TEH	.610	NBAZC	35	H
25	68			NDD									TSC	TSC	.610	NPSNM	16	C
25	68			NDD									TEC	TEH	.610	NBAZC	35	H
26	68			NDD									TSC	TSC	.610	NPSNM	12	C
26	68			NDD									TEC	TEH	.610	NBAZC	35	H
19	69			NDD									TSC	TSC	.610	NPSNM	14	C
19	69			NDD									TEC	TEH	.610	NBAZC	73	H
20	69			NDD									TSC	TSC	.610	NPSNM	14	C
20	69			NDD									TEC	TEH	.610	NBAZC	75	H
21	69			NDD									TSC	TSC	.610	NPSNM	16	C
21	69			NDD									TEC	TEH	.610	NBAZC	73	H
24	69			NDD									TSC	TSC	.610	NPSNM	14	C
24	69			NDD									TEC	TEH	.610	NBAZC	61	H
25	69			NDD									TSC	TSC	.610	NPSNM	16	C
25	69	3.60	175	DNG		P1	10H	39.86					TEC	TEH	.610	NBAZC	33	H
25	69	2.97	173	DNT		P1	11C	-.28					TEC	TEH	.610	NBAZC	33	H
25	69	.97	163	DFS		1	10C	41.71					TEC	TEH	.610	NBAZC	33	H
26	69			NDD									TSC	TSC	.610	NPSNM	16	C
26	69	2.10	176	DNG		P1	AV2	4.58					TEC	TEH	.610	NBAZC	33	H
26	69	.41	147	DFS		1	10C	31.20					TEC	TEH	.610	NBAZC	33	H
19	70			NDD									TSC	TSC	.610	NPSNM	14	C
19	70			NDD									TEC	TEH	.610	NBAZC	73	H
19	70			NDD									09H	09H	.610	NPSNM	117	H
20	70			NDD									TSC	TSC	.610	NPSNM	16	C

ROW	COL	VOLTS	DEG	IND	PER	CHN	LOCN	INCH1	INCH2	CRLEN	CRWID	CEG	BEGT	ENDT	PDIA	PTYPE	CAL	L
-----	-----	-------	-----	-----	-----	-----	------	-------	-------	-------	-------	-----	------	------	------	-------	-----	---

ROW	COL	VOLTS	DEG	IND	PER	CHN	LOCN	INCH1	INCH2	CRLEN	CRWID	CEG	BEGT	ENDT	PDIA	PTYPE	CAL	L
20	70	.61	163	DFS		1	10H	2.40					TEC	TEH	.610	NBAZC	75	H
20	70	.29	150	DFS		1	09C	41.48					TEC	TEH	.610	NBAZC	75	H
20	70			NDD									TSH	TSH	.610	NPSNM	99	H
21	70			NDD									TSC	TSC	.610	NPSNM	16	C
21	70			NDD									TEC	TEH	.610	NBAZC	75	H
21	70			NDD									TSH	TSH	.610	NPSNM	99	H
22	70			NDD									TSC	TSC	.610	NPSNM	14	C
22	70	.38	161	DFS		1	TSC	6.37					TEC	TEH	.610	NBAZC	75	H
22	70			NDD									TSH	TSH	.610	NPSNM	99	H
23	70			NDD									TSC	TSC	.610	NPSNM	14	C
23	70			NDD									TEC	TEH	.610	NBAZC	75	H
24	70			NDD									TSC	TSC	.610	NPSNM	14	C
24	70			NDD									TEC	TEH	.610	NBAZC	35	H
25	70			NDD									TSC	TSC	.610	NPSNM	16	C
25	70			NDD									TEC	TEH	.610	NBAZC	35	H
26	70			NDD									TSC	TSC	.610	NPSNM	16	C
26	70			NDD									TEC	TEH	.610	NBAZC	35	H
19	71			NDD									TSC	TSC	.610	NPSNM	14	C
19	71			NDF		2	TSH	-6.15					TSH	TSH	.610	NPSNM	19	H
19	71			NDD									TEC	TEH	.610	NBAZC	73	H
19	71			NDD									09H	09H	.610	NPSNM	117	H
20	71			NDD									TSC	TSC	.610	NPSNM	14	C
20	71			NDF		2	TSH	-6.40					TSH	TSH	.610	NPSNM	19	H
20	71			NDF		2	TSH	-5.93					TSH	TSH	.610	NPSNM	19	H
20	71	2.74	72	MBM		6	07H	22.20					TEC	TEH	.610	NBAZC	75	H
21	71			NDD									TSC	TSC	.610	NPSNM	14	C
21	71			NDD									TSH	TSH	.610	NPSNM	19	H
21	71			NDD									TEC	TEH	.610	NBAZC	73	H
22	71			NDD									TSC	TSC	.610	NPSNM	14	C
22	71			NDD									TSH	TSH	.610	NPSNM	19	H
22	71			NDD									TEC	TEH	.610	NBAZC	73	H
23	71			NDD									TSC	TSC	.610	NPSNM	16	C
23	71			NDD									TSH	TSH	.610	NPSNM	19	H
23	71			NDD									TEC	TEH	.610	NBAZC	73	H
24	71			NDD									TSC	TSC	.610	NPSNM	14	C
24	71			NDD									TSH	TSH	.610	NPSNM	19	H
24	71			NDD									TEC	TEH	.610	NBAZC	73	H
25	71			NDD									TSH	TSH	.610	NPSNM	15	H
25	71			NDD									TSC	TSC	.610	NPSNM	16	C
25	71			NDD									TEC	TEH	.610	NBAZC	33	H
26	71			NDD									TSH	TSH	.610	NPSNM	15	H
26	71			NDD									TSC	TSC	.610	NPSNM	16	C
26	71			NDD									TEC	TEH	.610	NBAZC	33	H
19	72			NDD									TSC	TSC	.610	NPSNM	16	C
19	72			NDD									TSH	TSH	.610	NPSNM	17	H
19	72	2.57	184	DNG		P1	07C	28.41					TEC	TEH	.610	NBAZC	63	H
19	72			NDD									09H	09H	.610	NPSNM	117	H
20	72			NDD									TSC	TSC	.610	NPSNM	16	C
20	72			NDD									TSH	TSH	.610	NPSNM	17	H
20	72			NDD									TEC	TEH	.610	NBAZC	63	H
21	72			NDD									TSC	TSC	.610	NPSNM	16	C
21	72			NDD									TSH	TSH	.610	NPSNM	17	H
21	72			NDD									TEC	TEH	.610	NBAZC	63	H
22	72			NDD									TSC	TSC	.610	NPSNM	16	C
22	72			NDD									TSH	TSH	.610	NPSNM	17	H
22	72			NDD									TEC	TEH	.610	NBAZC	63	H
23	72			NDD									TSC	TSC	.610	NPSNM	16	C
23	72			NDD									TSH	TSH	.610	NPSNM	17	H
23	72	.82	162	DFS		1	10H	29.86					TEC	TEH	.610	NBAZC	63	H
23	72	3.01	175	DNG		P1	10H	38.90					TEC	TEH	.610	NBAZC	63	H

ROW	COL	VOLTS	DEG	IND	PER	CHN	LOCN	INCH1	INCH2	CRLEN	CRWID	CEG	BEGT	ENDT	PDIA	PTYPE	CAL	L
23	72			NDF		2	10H	38.90					10H	11H	.610	NPSNM	99	H
24	72			NDD									TSH	TSH	.610	NPSNM	13	H
24	72			NDD									TSC	TSC	.610	NPSNM	16	C
24	72			NDD									TEC	TEH	.610	NBAZC	35	H
25	72			NDD									TSH	TSH	.610	NPSNM	13	H
25	72			NDD									TSC	TSC	.610	NPSNM	16	C
25	72			NDD									TEC	TEH	.610	NBAZC	35	H
26	72			NDD									TSH	TSH	.610	NPSNM	13	H
26	72			NDD									TSC	TSC	.610	NPSNM	16	C
26	72			NDD									TEC	TEH	.610	NBAZC	35	H
ROW	COL	VOLTS	DEG	IND	PER	CHN	LOCN	INCH1	INCH2	CRLEN	CRWID	CEG	BEGT	ENDT	PDIA	PTYPE	CAL	L

Attachment B.4

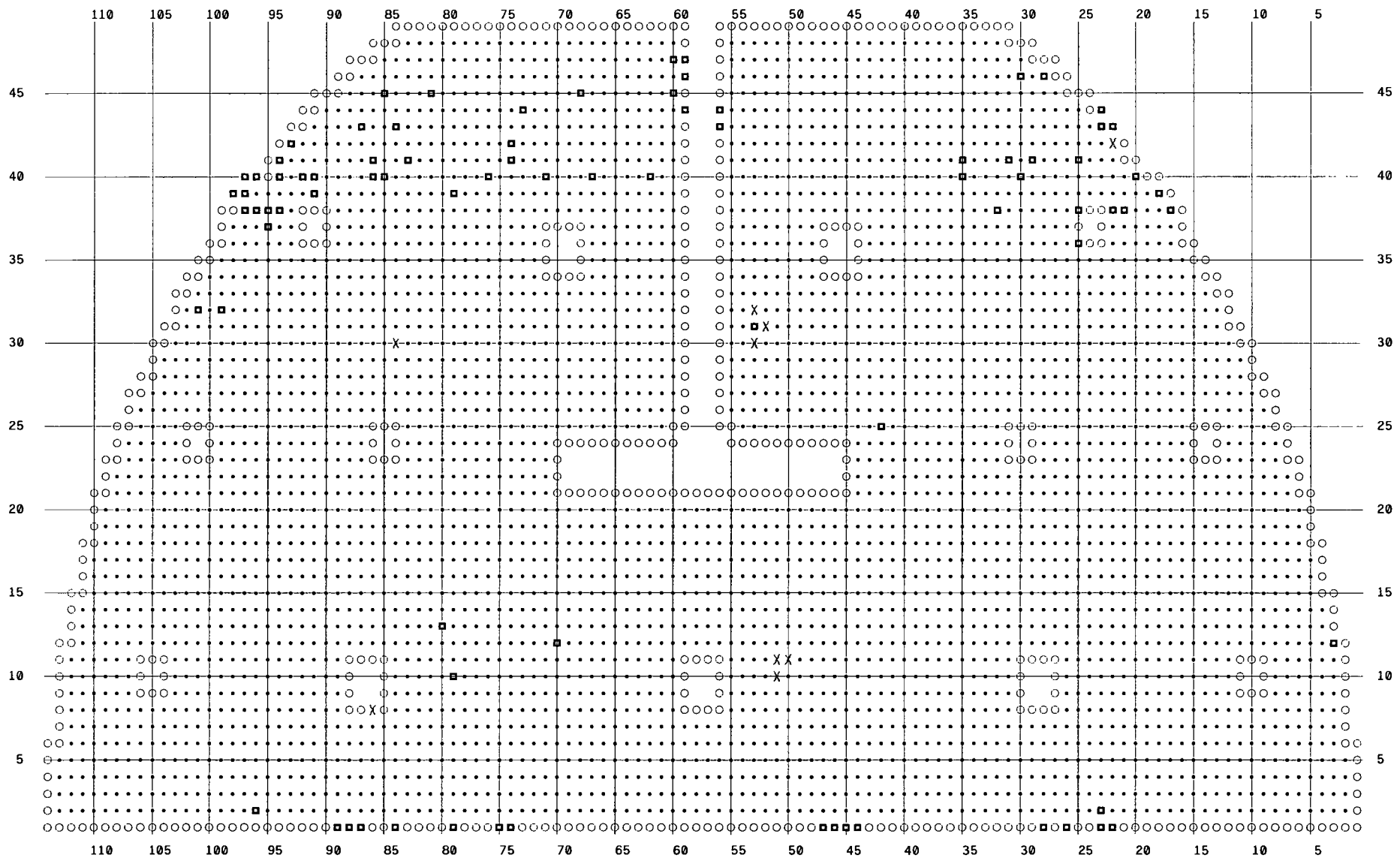
Tubes Containing Secondary Side Foreign Wear

SG - A FOREIGN OBJECT DAMAGE DISTRIBUTION

Braidwood A2R15 CDE D5

X 9 DAMAGED BY FOREIGN OBJECTS

■ 83 PLUGGED TUBE




INSPDATE	ROW	COL	VOLTS	DEG	IND	PER	CHN	LOCN	INCH1	INCH2	BEGT	ENDT	PDIA	PTYPE	CAL	L
2009/10/01	42	22	.13	262	PCT	12	2	02C	.83		02C	02C	.610	NPSNM	10	C
2009/10/01	42	22	.09	88	VOL		P4	02C	.65		02C	02C	.610	NPSNM	6	C
2009/10/01	42	22	.11	272	PCT	14	2	02C	.72		02C	02C	.610	NPSNM	6	C
2009/10/01	42	22			NDD						TEC	TEH	.610	ZBAZC	43	H
	11	50	.12	67	PCT	16	2	07H	-.67		07H	07H	.610	NPSNM	81	H
2009/10/01	11	50			NDD						TSH	TSH	.610	NPSNM	3	H
2009/10/01	11	50			NDD						TEC	TEH	.610	ZBAZC	29	H
	10	51	.08	93	PCT	11	2	07H	-.96		07H	07H	.610	NPSNM	81	H
2009/10/01	10	51			NDD						TEC	TEH	.610	ZBAZC	31	H
	11	51	.32	117	PCT	31	2	07H	-1.01		07H	07H	.610	NPSNM	81	H
2009/10/01	11	51	2.50	186	DNG		P1	07C	32.13		TEC	TEH	.610	ZBAZC	29	H
	31	52	.25	267	PCT	28	2	01H	.46		01H	01H	.610	NPSNM	87	H
2009/10/01	31	52	.18	114	DSS		P1	01H	.84		TEC	TEH	.610	ZBAZC	51	H
2009/10/01	31	52	2.70	186	DNG		P1	11H	9.51		TEC	TEH	.610	ZBAZC	51	H
2009/10/01	31	52	3.12	184	DNG		P1	11H	10.81		TEC	TEH	.610	ZBAZC	51	H
2009/10/01	31	52	4.15	183	DNG		P1	11H	12.16		TEC	TEH	.610	ZBAZC	51	H
2009/10/01	31	52			INF		11	01H	.00		01H	01H	.610	NPSNM	103	H
2009/10/01	31	52	.25	264	PCT	26	2	01H	.43		01H	01H	.610	NPSNM	103	H
2009/10/01	31	52	.18	71	VOL		P4	01H	.46		01H	01H	.610	NPSNM	103	H
2009/10/01	31	52			PBC		P1				TEC	TEH	.610	SBACC	119	H
2009/10/01	31	52	.23	120	PID		P1	01H	.28		TEC	TEH	.610	SBACC	119	H
	30	53	.07	280	PCT	4	2	01H	.45		01H	01H	.610	NPSNM	87	H
2009/10/01	30	53	3.40	69	MBM		6	09C	11.63		TEC	TEH	.610	ZBAZC	49	H
2009/10/01	30	53	.06	92	VOL		P4	01H	.51		01H	01H	.610	NPSNM	113	H
2009/10/01	30	53	.07	91	PCT	9	2	01H	.55		01H	01H	.610	NPSNM	113	H
	32	53	.11	285	PCT	13	2	01H	.37		01H	01H	.610	NPSNM	87	H
2009/10/01	32	53			NDD						TEC	TEH	.610	ZBAZC	49	H
2009/10/01	32	53	.12	90	PCT	14	2	01H	.36		01H	01H	.610	NPSNM	113	H
2009/10/01	32	53	.10	93	VOL		P4	01H	.51		01H	01H	.610	NPSNM	113	H
	30	84	.44	71	PCT	39	2	09H	.83		09H	09H	.610	NPSNM	87	H
2009/10/01	30	84			NDD						TEC	TEH	.610	ZBAZC	67	H
	8	86	.10	93	PCT	10	2	07H	-.74		07H	07H	.610	NPSNM	87	H
2009/10/01	8	86			NDD						TSH	TSH	.610	NPSNM	27	H
2009/10/01	8	86			NDD						TEC	TEH	.610	ZBAZC	67	H
INSPDATE	ROW	COL	VOLTS	DEG	IND	PER	CHN	LOCN	INCH1	INCH2	BEGT	ENDT	PDIA	PTYPE	CAL	L

SG - B FOREIGN OBJECT DAMAGE DISTRIBUTION

Braidwood A2R15 CDE D5

X 9 DAMAGED BY FOREIGN OBJECTS

■ 54 PLUGGED TUBE



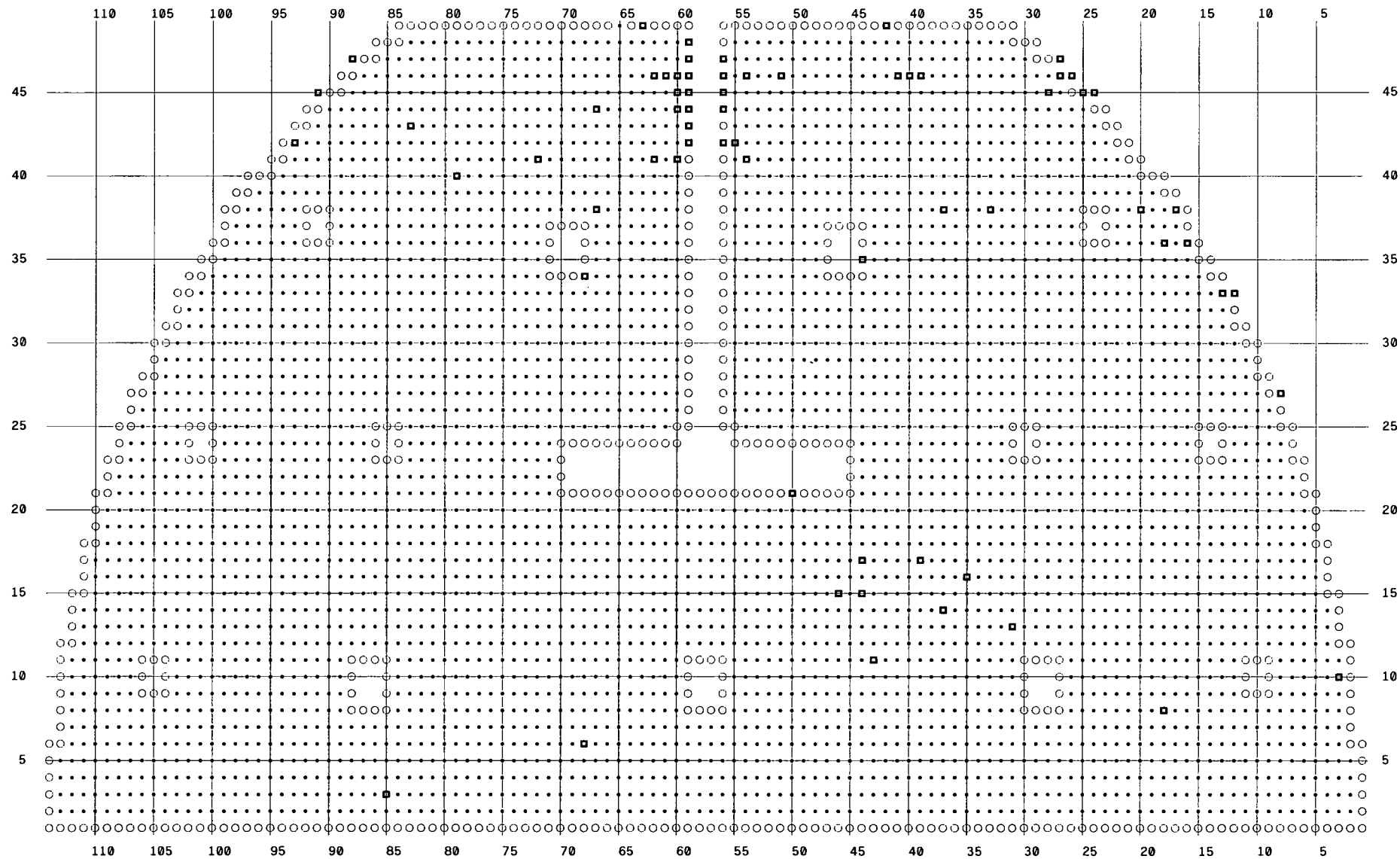
INSPDATE	ROW	COL	VOLTS	DEG	IND	PER	CHN	LOCN	INCH1	INCH2	BEGT	ENDT	PDIA	PTYPE	CAL	L
2009/10/01	15	7	.12	90	PCT	16	2	07H	-.71		07H	07H	.610	NPSNM	61	H
2009/10/01	15	7			NDD						TSH	TSH	.610	NPSNM	15	H
2009/10/01	15	7			NDD						TEC	TEH	.610	ZBAZC	47	H
2009/10/01	6	8	.21	97	PCT	21	2	05H	-.80		05H	05H	.610	NPSNM	61	H
2009/10/01	6	8			NDD						TSH	TSH	.610	NPSNM	13	H
2009/10/01	6	8			NDD						TEC	TEH	.610	ZBAZC	43	H
2009/10/01	7	22	.19	278	PCT	20	2	07H	-.64		07H	07H	.610	NPSNM	61	H
2009/10/01	7	22			NDD						TEC	TEH	.610	ZBAZC	43	H
2009/10/01	49	51	.23	81	PCT	23	2	TSC	.59		TSC	TSC	.610	NPSNM	14	C
2009/10/01	49	51	.22	71	VOL		P4	TSC	.55		TSC	TSC	.610	NPSNM	4	C
2009/10/01	49	51	.24	76	PCT	24	2	TSC	.58		TSC	TSC	.610	NPSNM	4	C
2009/10/01	49	51	2.69	179	DNT		P1	AV3	-.06		TEC	TEH	.610	ZBAZC	63	H
2009/10/01	49	51	.28	119	DFS		1	TSC	.65		TEC	TEH	.610	ZBAZC	63	H
2009/10/01	49	52	.25	83	PCT	24	2	TSC	.46		TSC	TSC	.610	NPSNM	14	C
2009/10/01	49	52	.44	88	PCT	33	2	TSC	1.03		TSC	TSC	.610	NPSNM	14	C
2009/10/01	49	52	.25	77	PCT	25	2	TSC	.36		TSC	TSC	.610	NPSNM	4	C
2009/10/01	49	52	.18	74	VOL		P4	TSC	.38		TSC	TSC	.610	NPSNM	4	C
2009/10/01	49	52	.47	84	PCT	37	2	TSC	.94		TSC	TSC	.610	NPSNM	4	C
2009/10/01	49	52	.40	82	VOL		P4	TSC	.96		TSC	TSC	.610	NPSNM	4	C
2009/10/01	49	52	2.66	181	DNT		P1	AV2	.00		TEC	TEH	.610	ZBAZC	61	H
2009/10/01	49	52	2.89	179	DNT		P1	AV3	-.10		TEC	TEH	.610	ZBAZC	61	H
2009/10/01	49	52	2.20	179	DNT		P1	AV4	.00		TEC	TEH	.610	ZBAZC	61	H
2009/10/01	49	52	.17	107	INR		1	TSC	.72		TEC	TEH	.610	ZBAZC	61	H
2009/10/01	49	52	1.02	146	DFS		1	TSC	1.30		TEC	TEH	.610	ZBAZC	61	H
2009/10/01	49	53	.11	73	PCT	16	2	TSC	.46		TSC	TSC	.610	NPSNM	14	C
2009/10/01	49	53			NDD						02C	02C	.610	NPSNM	4	C
2009/10/01	49	53			NDD						03C	03C	.610	NPSNM	4	C
2009/10/01	49	53	3.96	178	DNT		P1	AV3	.00		TEC	TEH	.610	ZBAZC	63	H
2009/10/01	32	56	.11	133	PCT	15	2	05H	-.76		05H	05H	.610	NPSNM	61	H
2009/10/01	32	56			NDD						TSH	TSH	.610	NPSNM	5	H
2009/10/01	32	56			NDD						TEC	TEH	.610	ZBAZC	61	H
2009/10/01	32	56			NDD						07H	07H	.610	NPSNM	111	H
2009/10/01	24	68	.27	101	PCT	24	2	05H	-.80		05H	05H	.610	NPSNM	61	H
2009/10/01	24	68			NDD						02C	02C	.610	NPSNM	4	C
2009/10/01	24	68			NDD						TSH	TSH	.610	NPSNM	5	H
2009/10/01	24	68			NDD						TEC	TEH	.610	ZBAZC	61	H
2009/10/01	24	68			NDD						05H	05H	.610	NPSNM	111	H
2009/10/01	29	95	.24	273	PCT	22	2	05H	-.74		05H	05H	.610	NPSNM	109	H
2009/10/01	29	95			NDD						TSH	TSH	.610	NPSNM	25	H
2009/10/01	29	95			NDD						TEC	TEH	.610	SBACC	83	H

INSPDATE	ROW	COL	VOLTS	DEG	IND	PER	CHN	LOCN	INCH1	INCH2	BEGT	ENDT	PDIA	PTYPE	CAL	L
----------	-----	-----	-------	-----	-----	-----	-----	------	-------	-------	------	------	------	-------	-----	---

SG - C FOREIGN OBJECT DAMAGE DISTRIBUTION

Braidwood A2R15 CDE D5

■ 66 PLUGGED TUBE




+-----+-----+-----+-----+-----+-----+-----+-----+-----+-----+-----+-----+-----+-----+-----+-----+-----+-----+																	
	INSPDATE	ROW	COL	VOLTS	DEG	IND	PER	CHN	LOCN	INCH1	INCH2	BEGT	ENDT	PDIA	PTYPE	CAL	L
+-----+-----+-----+-----+-----+-----+-----+-----+-----+-----+-----+-----+-----+-----+-----+-----+-----+-----+																	
	INSPDATE	ROW	COL	VOLTS	DEG	IND	PER	CHN	LOCN	INCH1	INCH2	BEGT	ENDT	PDIA	PTYPE	CAL	L
+-----+-----+-----+-----+-----+-----+-----+-----+-----+-----+-----+-----+-----+-----+-----+-----+-----+-----+																	

SG - D FOREIGN OBJECT DAMAGE DISTRIBUTION

Braidwood A2R15 CDE D5

X 9 DAMAGED BY FOREIGN OBJECTS
■ 26 PLUGGED TUBE



INSPDATE	ROW	COL	VOLTS	DEG	IND	PER	CHN	LOCN	INCH1	INCH2	BEGT	ENDT	PDIA	PTYPE	CAL	L
2009/10/01	31	48	.16	102	PCT	19	2	01H	.38		01H	01H	.610	NPSNM	99	H
2009/10/01	31	48	.25	120	VOL		P4	01H	.43		01H	01H	.610	NPSNM	21	H
2009/10/01	31	48	.18	269	PCT	19	2	01H	.48		01H	01H	.610	NPSNM	21	H
2009/10/01	31	48	.21	89	DSS		P1	01H	.27		TEC	TEH	.610	ZBAZC	41	H
2009/10/01	7	61	.48	261	PCT	40	2	08H	-.83		08H	08H	.610	NPSNM	99	H
2009/10/01	7	61	2.85	184	DNG		P1	10C	10.39		TEC	TEH	.610	SBACC	77	H
2009/10/01	36	61	.11	285	PCT	13	2	TSH	.02		TSH	TSH	.610	NPSNM	99	H
2009/10/01	36	61	.10	71	VOL		P4	TSH	.00		TSH	TSH	.610	NPSNM	9	H
2009/10/01	36	61	.09	66	VOL		P4	TSH	.00		TSH	TSH	.610	NPSNM	17	H
2009/10/01	36	61	.14	294	PCT	16	2	TSH	.02		TSH	TSH	.610	NPSNM	21	H
2009/10/01	36	61	.12	308	VOL		P4	TSH	.02		TSH	TSH	.610	NPSNM	21	H
2009/10/01	36	61			NDD						TEC	TEH	.610	SBACC	51	H
2009/10/01	17	72	.16	345	PCT	20	2	09H	-.02		09H	09H	.610	NPSNM	99	H
2009/10/01	17	72			NDD						TEC	TEH	.610	ZBAZC	61	H
2009/10/01	44	73	.20	62	PCT	23	2	08H	.57		08H	08H	.610	NPSNM	99	H
2009/10/01	44	73			NDD						TSH	TSH	.610	NPSNM	13	H
2009/10/01	44	73	3.15	173	DNT		P1	11H	.36		TEC	TEH	.610	SBACC	55	H
2009/10/01	44	73			NDF		2	11H	.36		11H	11H	.610	NPSNM	107	H
2009/10/01	47	74	.15	280	PCT	16	2	07H	-.61		07H	07H	.610	NPSNM	123	H
2009/10/01	47	74			NDD						TSH	TSH	.610	NPSNM	15	H
2009/10/01	47	74			NDD						TEC	TEH	.610	ZBAZC	57	H
2009/10/01	47	75	.31	254	PCT	28	2	07H	-.51		07H	07H	.610	NPSNM	123	H
2009/10/01	47	75			NDD						TEC	TEH	.610	SBACC	55	H
2009/10/01	13	76	.42	82	PCT	38	2	05H	-.64		05H	05H	.610	NPSNM	99	H
2009/10/01	13	76			NDD						TEC	TEH	.610	ZBAZC	61	H
2009/10/01	43	86	.17	90	PCT	21	2	07H	-.70		07H	07H	.610	NPSNM	99	H
2009/10/01	43	86			NDD						TSH	TSH	.610	NPSNM	19	H
2009/10/01	43	86	.79	0	PCT	15	P2	AV2	.08		TEC	TEH	.610	SBACC	69	H
INSPDATE	ROW	COL	VOLTS	DEG	IND	PER	CHN	LOCN	INCH1	INCH2	BEGT	ENDT	PDIA	PTYPE	CAL	L

Attachment B.5

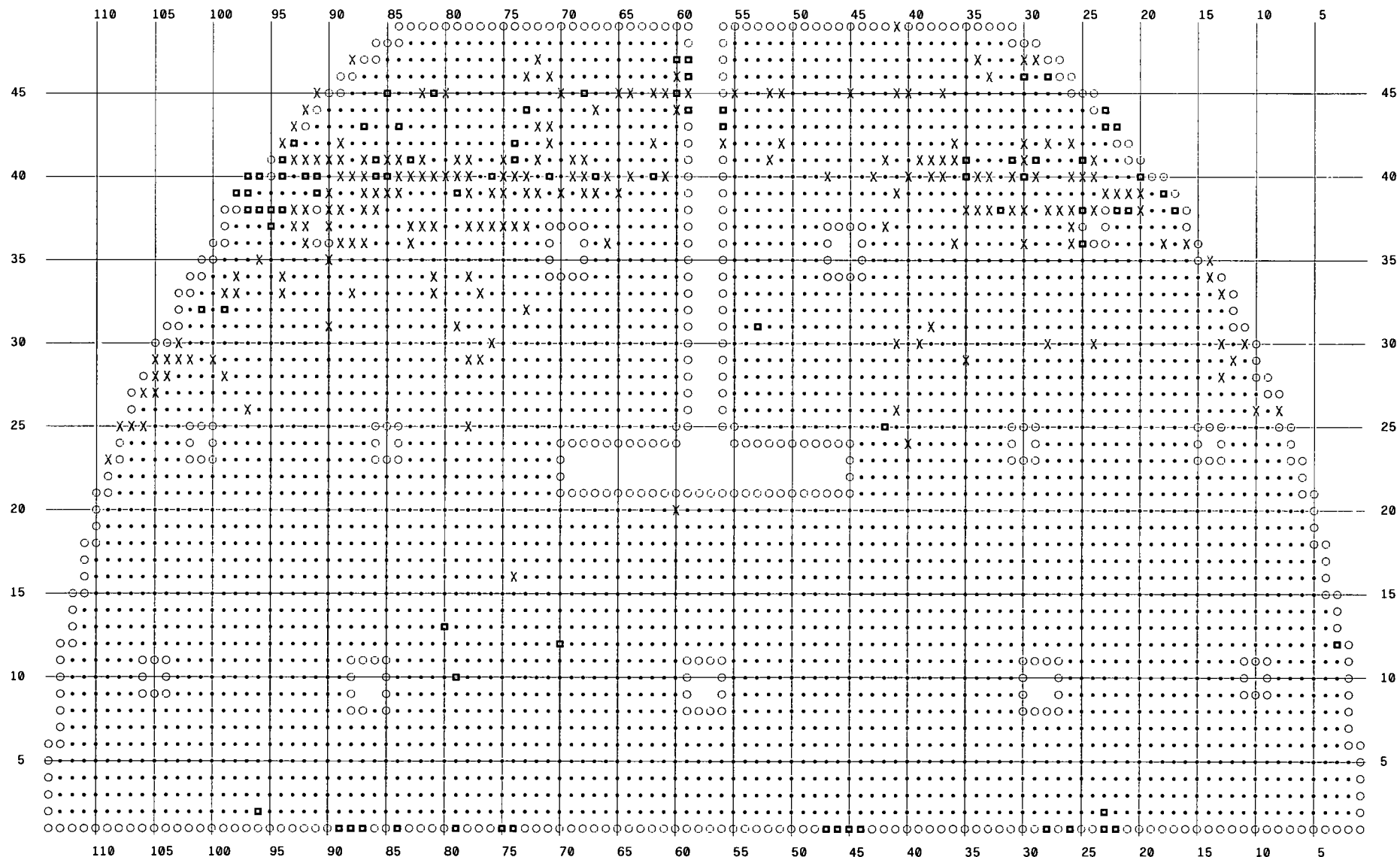
Tubes Containing Anti-Vibration Bar Wear

SG - A ANTIVIBRATION BAR WEAR INDICATIONS DISTRIBUTION MAP

Braidwood A2R15 CDE D5

X 209 ANTIVIBRATION BAR WEAR
INDICATION

■ 83 PLUGGED TUBE



INSPDATE	ROW	COL	VOLTS	DEG	IND	PER	CHN	LOCN	INCH1	INCH2	BEGT	ENDT	PDIA	PTYPE	CAL	L
	26	8	3.04	0	PCT	31	P2	AV1	-.22		TEC	TEH	.610	NBAZC	49	H
	26	8	1.29	0	PCT	19	P2	AV2	.00		TEC	TEH	.610	NBAZC	49	H
	26	8	2.12	0	PCT	26	P2	AV4	-.24		TEC	TEH	.610	NBAZC	49	H
	26	10	.75	0	PCT	13	P2	AV2	.00		TEC	TEH	.610	NBAZC	49	H
	30	11	.74	0	PCT	12	P2	AV1	-.08		TEC	TEH	.610	NBAZC	51	H
	29	12	1.44	0	PCT	21	P2	AV3	-.18		TEC	TEH	.610	NBAZC	49	H
	28	13	.71	0	PCT	12	P2	AV2	.00		TEC	TEH	.610	NBAZC	47	H
	30	13	1.35	0	PCT	19	P2	AV2	-.16		TEC	TEH	.610	NBAZC	47	H
	33	13	.73	0	PCT	12	P2	AV3	.00		TEC	TEH	.610	NBAZC	47	H
	34	14	1.06	0	PCT	17	P2	AV1	.00		TEC	TEH	.610	NBAZC	45	H
	34	14	1.87	0	PCT	24	P2	AV2	.00		TEC	TEH	.610	NBAZC	45	H
	34	14	1.60	0	PCT	22	P2	AV3	.00		TEC	TEH	.610	NBAZC	45	H
	35	14	1.13	0	PCT	17	P2	AV4	.00		TEC	TEH	.610	NBAZC	45	H
	36	16	3.16	0	PCT	32	P2	AV2	.00		TEC	TEH	.610	NBAZC	45	H
	36	18	1.60	0	PCT	22	P2	AV2	.00		TEC	TEH	.610	NBAZC	45	H
	36	18	1.38	0	PCT	20	P2	AV3	.00		TEC	TEH	.610	NBAZC	45	H
	38	20	1.46	0	PCT	21	P2	AV1	.00		TEC	TEH	.610	NBAZC	45	H
	38	20	3.02	0	PCT	31	P2	AV2	.00		TEC	TEH	.610	NBAZC	45	H
	38	20	2.25	0	PCT	26	P2	AV3	.00		TEC	TEH	.610	NBAZC	45	H
	38	20	3.17	0	PCT	32	P2	AV4	.00		TEC	TEH	.610	NBAZC	45	H
	39	20	2.73	0	PCT	29	P2	AV1	.00		TEC	TEH	.610	NBAZC	45	H
	39	20	1.51	0	PCT	21	P2	AV2	.00		TEC	TEH	.610	NBAZC	45	H
	39	20	4.11	0	PCT	36	P2	AV3	.00		TEC	TEH	.610	NBAZC	45	H
	39	20	1.93	0	PCT	24	P2	AV4	.00		TEC	TEH	.610	NBAZC	45	H
	39	21	.95	0	PCT	15	P2	AV1	.00		TEC	TEH	.610	NBAZC	47	H
	39	21	2.78	0	PCT	30	P2	AV2	.00		TEC	TEH	.610	NBAZC	47	H
	39	21	1.36	0	PCT	19	P2	AV3	.00		TEC	TEH	.610	NBAZC	47	H
	39	21	1.05	0	PCT	16	P2	AV4	.00		TEC	TEH	.610	NBAZC	47	H
	39	22	1.43	0	PCT	20	P2	AV1	.00		TEC	TEH	.610	NBAZC	45	H
	39	22	1.92	0	PCT	24	P2	AV2	.00		TEC	TEH	.610	NBAZC	45	H
	39	23	3.91	0	PCT	36	P2	AV2	.00		TEC	TEH	.610	NBAZC	43	H
	39	23	2.76	0	PCT	30	P2	AV3	.00		TEC	TEH	.610	NBAZC	43	H
	30	24	1.34	0	PCT	21	P2	AV4	.00		TEC	TEH	.610	NBAZC	41	H
	38	24	1.25	0	PCT	20	P2	AV1	.00		TEC	TEH	.610	NBAZC	41	H
	38	24	1.99	0	PCT	26	P2	AV2	.00		TEC	TEH	.610	NBAZC	41	H
	38	24	1.90	0	PCT	25	P2	AV3	.00		TEC	TEH	.610	NBAZC	41	H
	40	24	1.27	0	PCT	20	P2	AV1	.00		TEC	TEH	.610	NBAZC	41	H
	40	24	4.24	0	PCT	37	P2	AV2	.00		TEC	TEH	.610	NBAZC	41	H
	40	24	1.12	0	PCT	19	P2	AV3	.00		TEC	TEH	.610	NBAZC	41	H
	40	24	.81	0	PCT	15	P2	AV4	.00		TEC	TEH	.610	NBAZC	41	H
	41	24	2.34	0	PCT	28	P2	AV2	.00		TEC	TEH	.610	NBAZC	41	H
	41	24	2.20	0	PCT	27	P2	AV3	.00		TEC	TEH	.610	NBAZC	41	H
	40	25	1.41	0	PCT	21	P2	AV1	.00		TEC	TEH	.610	NBAZC	43	H
	40	25	1.77	0	PCT	24	P2	AV2	.00		TEC	TEH	.610	NBAZC	43	H
	40	25	2.56	0	PCT	29	P2	AV3	.00		TEC	TEH	.610	NBAZC	43	H
	40	25	.62	0	PCT	12	P2	AV4	.00		TEC	TEH	.610	NBAZC	43	H
	36	26	1.23	0	PCT	20	P2	AV2	.00		TEC	TEH	.610	NBAZC	41	H
	37	26	.80	0	PCT	15	P2	AV3	.00		TEC	TEH	.610	NBAZC	41	H
	38	26	.90	0	PCT	17	P2	AV1	.00		TEC	TEH	.610	NBAZC	41	H
INSPDATE	ROW	COL	VOLTS	DEG	IND	PER	CHN	LOCN	INCH1	INCH2	BEGT	ENDT	PDIA	PTYPE	CAL	L

INSPDATE	ROW	COL	VOLTS	DEG	IND	PER	CHN	LOCN	INCH1	INCH2	BEGT	ENDT	PDIA	PTYPE	CAL	L
	38	26	1.22	0	PCT	20	P2	AV2	.00		TEC	TEH	.610	NBAZC	41	H
	38	26	3.22	0	PCT	33	P2	AV3	.00		TEC	TEH	.610	NBAZC	41	H
	40	26	.90	0	PCT	17	P2	AV2	.00		TEC	TEH	.610	NBAZC	41	H
	40	26	3.83	0	PCT	35	P2	AV3	.00		TEC	TEH	.610	NBAZC	41	H
	42	26	.87	0	PCT	15	P2	AV2	-.08		TEC	TEH	.610	NBAZC	43	H
	42	26	1.35	0	PCT	20	P2	AV3	.00		TEC	TEH	.610	NBAZC	43	H
	38	27	.54	0	PCT	11	P2	AV2	.00		TEC	TEH	.610	NBAZC	43	H
	38	27	1.14	0	PCT	18	P2	AV3	.00		TEC	TEH	.610	NBAZC	43	H
	30	28	1.14	0	PCT	19	P2	AV3	.00		TEC	TEH	.610	NBAZC	41	H
	38	28	.85	0	PCT	16	P2	AV2	.00		TEC	TEH	.610	NBAZC	41	H
	38	28	1.90	0	PCT	25	P2	AV3	.00		TEC	TEH	.610	NBAZC	41	H
	42	28	.72	0	PCT	13	P2	AV2	.00		TEC	TEH	.610	NBAZC	43	H
	42	28	.77	0	PCT	14	P2	AV3	.00		TEC	TEH	.610	NBAZC	43	H
	42	28	.85	0	PCT	15	P2	AV4	.00		TEC	TEH	.610	NBAZC	43	H
	40	29	2.04	0	PCT	26	P2	AV2	-.13		TEC	TEH	.610	NBAZC	43	H
	40	29	1.74	0	PCT	24	P2	AV3	.00		TEC	TEH	.610	NBAZC	43	H
	47	29	1.75	0	PCT	24	P2	AV2	.22		TEC	TEH	.610	NBAZC	43	H
	47	29	1.56	0	PCT	22	P2	AV3	-.13		TEC	TEH	.610	NBAZC	43	H
	36	30	1.76	0	PCT	24	P2	AV1	.00		TEC	TEH	.610	NBAZC	41	H
	36	30	.99	0	PCT	18	P2	AV2	.00		TEC	TEH	.610	NBAZC	41	H
	36	30	1.62	0	PCT	23	P2	AV3	.00		TEC	TEH	.610	NBAZC	41	H
	38	30	1.95	0	PCT	26	P2	AV2	.00		TEC	TEH	.610	NBAZC	41	H
	38	30	2.43	0	PCT	29	P2	AV3	.00		TEC	TEH	.610	NBAZC	41	H
	41	30	1.10	0	PCT	19	P2	AV2	.00		TEC	TEH	.610	NBAZC	41	H
	42	30	.72	0	PCT	13	P2	AV2	.00		TEC	TEH	.610	NBAZC	43	H
	42	30	.92	0	PCT	16	P2	AV3	-.10		TEC	TEH	.610	NBAZC	43	H
	47	30	1.66	0	PCT	24	P2	AV2	.00		TEC	TEH	.610	NBAZC	41	H
	47	30	1.02	0	PCT	18	P2	AV3	.00		TEC	TEH	.610	NBAZC	41	H
	38	31	1.60	0	PCT	22	P2	AV2	.18		TEC	TEH	.610	NBAZC	43	H
	38	31	2.08	0	PCT	26	P2	AV3	-.08		TEC	TEH	.610	NBAZC	43	H
	38	31	.80	0	PCT	14	P2	AV4	.00		TEC	TEH	.610	NBAZC	43	H
	40	31	.84	0	PCT	15	P2	AV1	-.06		TEC	TEH	.610	NBAZC	43	H
	40	31	1.51	0	PCT	22	P2	AV2	.20		TEC	TEH	.610	NBAZC	43	H
	40	31	1.82	0	PCT	24	P2	AV3	-.28		TEC	TEH	.610	NBAZC	43	H
	40	31	.99	0	PCT	17	P2	AV4	-.13		TEC	TEH	.610	NBAZC	43	H
	38	33	1.01	0	PCT	15	P2	AV3	.00		TEC	TEH	.610	NBAZC	39	H
	40	33	.74	0	PCT	12	P2	AV3	.00		TEC	TEH	.610	NBAZC	39	H
	46	33	1.02	0	PCT	15	P2	AV4	-.03		TEC	TEH	.610	NBAZC	39	H
	38	34	.82	0	PCT	15	P2	AV2	.00		TEC	TEH	.610	NBAZC	37	H
	40	34	1.37	0	PCT	21	P2	AV2	.03		TEC	TEH	.610	NBAZC	37	H
	47	34	.85	0	PCT	16	P2	AV1	.00		TEC	TEH	.610	NBAZC	37	H
	47	34	1.09	0	PCT	18	P2	AV4	.00		TEC	TEH	.610	NBAZC	37	H
	29	35	1.11	0	PCT	17	P2	AV4	-.05		TEC	TEH	.610	NBAZC	35	H
	38	35	1.98	0	PCT	25	P2	AV2	.00		TEC	TEH	.610	NBAZC	35	H
	36	36	.82	0	PCT	16	P2	AV2	.00		TEC	TEH	.610	NBAZC	33	H
	41	36	3.32	0	PCT	33	P2	AV2	-.41		TEC	TEH	.610	NBAZC	37	H
	41	36	7.42	0	PCT	45	P2	AV3	.00		TEC	TEH	.610	NBAZC	37	H
INSPDATE	ROW	COL	VOLTS	DEG	IND	PER	CHN	LOCN	INCH1	INCH2	BEGT	ENDT	PDIA	PTYPE	CAL	L

INSPDATE	ROW	COL	VOLTS	DEG	IND	PER	CHN	LOCN	INCH1	INCH2	BEGT	ENDT	PDIA	PTYPE	CAL	L
	42	36	1.43	0	PCT	21	P2	AV3	.00		TEC	TEH	.610	NBAZC	37	H
	40	37	1.09	0	PCT	17	P2	AV2	.03		TEC	TEH	.610	NBAZC	35	H
	41	37	1.57	0	PCT	21	P2	AV2	.00		TEC	TEH	.610	NBAZC	35	H
	45	37	.77	0	PCT	13	P2	AV2	.00		TEC	TEH	.610	NBAZC	35	H
	45	37	2.79	0	PCT	30	P2	AV3	.00		TEC	TEH	.610	NBAZC	35	H
	31	38	1.13	0	PCT	19	P2	AV2	-.08		TEC	TEH	.610	NBAZC	33	H
	31	38	1.82	0	PCT	25	P2	AV3	.27		TEC	TEH	.610	NBAZC	33	H
	40	38	2.00	0	PCT	26	P2	AV1	.23		TEC	TEH	.610	NBAZC	33	H
	40	38	.98	0	PCT	18	P2	AV2	.00		TEC	TEH	.610	NBAZC	33	H
	40	38	1.70	0	PCT	24	P2	AV3	-.05		TEC	TEH	.610	NBAZC	33	H
	40	38	.86	0	PCT	16	P2	AV4	-.21		TEC	TEH	.610	NBAZC	33	H
	41	38	1.02	0	PCT	18	P2	AV2	.00		TEC	TEH	.610	NBAZC	33	H
	30	39	.76	0	PCT	13	P2	AV2	.00		TEC	TEH	.610	NBAZC	35	H
	30	39	1.39	0	PCT	20	P2	AV3	-.08		TEC	TEH	.610	NBAZC	35	H
	30	39	.98	0	PCT	15	P2	AV4	.21		TEC	TEH	.610	NBAZC	35	H
	41	39	1.16	0	PCT	17	P2	AV2	-.08		TEC	TEH	.610	NBAZC	35	H
	41	39	1.06	0	PCT	16	P2	AV3	-.03		TEC	TEH	.610	NBAZC	35	H
	41	39	1.25	0	PCT	18	P2	AV4	-.03		TEC	TEH	.610	NBAZC	35	H
	24	40	1.11	0	PCT	19	P2	AV1	.18		TEC	TEH	.610	NBAZC	33	H
	24	40	1.76	0	PCT	25	P2	AV2	.18		TEC	TEH	.610	NBAZC	33	H
	24	40	2.15	0	PCT	27	P2	AV3	-.08		TEC	TEH	.610	NBAZC	33	H
	40	40	1.07	0	PCT	19	P2	AV2	.00		TEC	TEH	.610	NBAZC	33	H
	45	40	1.09	0	PCT	19	P2	AV2	.00		TEC	TEH	.610	NBAZC	33	H
	26	41	1.67	0	PCT	22	P2	AV3	-.08		TEC	TEH	.610	NBAZC	35	H
	30	41	.73	0	PCT	12	P2	AV3	.16		TEC	TEH	.610	NBAZC	35	H
	39	41	1.42	0	PCT	20	P2	AV2	-.03		TEC	TEH	.610	NBAZC	35	H
	45	41	.96	0	PCT	15	P2	AV2	.28		TEC	TEH	.610	NBAZC	35	H
	49	41	.72	0	PCT	15	P2	AV1	.00		TEC	TEH	.610	NBAZC	33	H
	37	42	1.07	0	PCT	19	P2	AV2	-.05		TEC	TEH	.610	NBAZC	33	H
	37	42	1.14	0	PCT	19	P2	AV3	-.10		TEC	TEH	.610	NBAZC	33	H
	41	42	1.26	0	PCT	21	P2	AV2	.00		TEC	TEH	.610	NBAZC	33	H
	41	42	2.58	0	PCT	30	P2	AV3	-.18		TEC	TEH	.610	NBAZC	33	H
	40	43	1.09	0	PCT	17	P2	AV2	.00		TEC	TEH	.610	NBAZC	35	H
	45	45	1.73	0	PCT	23	P2	AV2	-.16		TEC	TEH	.610	NBAZC	35	H
	40	47	1.87	0	PCT	24	P2	AV2	.10		TEC	TEH	.610	NBAZC	29	H
	42	51	1.28	0	PCT	19	P2	AV2	-.08		TEC	TEH	.610	NBAZC	31	H
	45	51	.98	0	PCT	16	P2	AV3	.03		TEC	TEH	.610	NBAZC	31	H
	41	52	.77	0	PCT	14	P2	AV2	.00		TEC	TEH	.610	NBAZC	31	H
	45	52	1.00	0	PCT	16	P2	AV2	.00		TEC	TEH	.610	NBAZC	29	H
	45	55	1.48	0	PCT	20	P2	AV2	.05		TEC	TEH	.610	NBAZC	55	H
	45	55	2.06	0	PCT	25	P2	AV3	.10		TEC	TEH	.610	NBAZC	55	H
	42	56	.95	0	PCT	16	P2	AV2	.00		TEC	TEH	.610	NBAZC	31	H
	45	59	1.06	0	PCT	17	P2	AV2	.18		TEC	TEH	.610	NBAZC	31	H
INSPDATE	ROW	COL	VOLTS	DEG	IND	PER	CHN	LOCN	INCH1	INCH2	BEGT	ENDT	PDIA	PTYPE	CAL	L

INSPDATE	ROW	COL	VOLTS	DEG	IND	PER	CHN	LOCN	INCH1	INCH2	BEGT	ENDT	PDIA	PTYPE	CAL	L
	45	59	1.85	0	PCT	24	P2	AV3	-.05		TEC	TEH	.610	NBAZC	31	H
	20	60	4.20	0	PCT	36	P2	AV1	.00		TEC	TEH	.610	NBAZC	77	H
	20	60	1.62	0	PCT	21	P2	AV4	.00		TEC	TEH	.610	NBAZC	77	H
	44	60	1.00	0	PCT	16	P2	AV4	-.18		TEC	TEH	.610	NBAZC	29	H
	46	60	1.44	0	PCT	20	P2	AV1	-.09		TEC	TEH	.610	NBAZC	29	H
	46	60	3.24	0	PCT	32	P2	AV2	-.02		TEC	TEH	.610	NBAZC	29	H
	40	61	3.99	0	PCT	36	P2	AV2	.00		TEC	TEH	.610	NBAZC	55	H
	40	61	2.13	0	PCT	26	P2	AV3	.00		TEC	TEH	.610	NBAZC	55	H
	45	61	.69	0	PCT	12	P2	AV1	.00		TEC	TEH	.610	NBAZC	55	H
	45	61	.97	0	PCT	15	P2	AV2	.05		TEC	TEH	.610	NBAZC	55	H
	45	61	3.91	0	PCT	36	P2	AV3	.00		TEC	TEH	.610	NBAZC	55	H
	45	61	.91	0	PCT	15	P2	AV4	.00		TEC	TEH	.610	NBAZC	55	H
	42	62	1.40	0	PCT	19	P2	AV3	-.13		TEC	TEH	.610	NBAZC	53	H
	45	62	1.13	0	PCT	17	P2	AV3	-.05		TEC	TEH	.610	NBAZC	53	H
	40	64	1.19	0	PCT	17	P2	AV3	-.08		TEC	TEH	.610	NBAZC	53	H
	45	64	1.49	0	PCT	20	P2	AV1	-.13		TEC	TEH	.610	NBAZC	53	H
	45	64	5.21	0	PCT	40	P2	AV2	-.03		TEC	TEH	.610	NBAZC	53	H
	45	64	3.31	0	PCT	32	P2	AV3	-.23		TEC	TEH	.610	NBAZC	53	H
	39	65	.91	0	PCT	15	P2	AV1	-.10		TEC	TEH	.610	NBAZC	55	H
	39	65	1.42	0	PCT	20	P2	AV2	.35		TEC	TEH	.610	NBAZC	55	H
	39	65	2.23	0	PCT	26	P2	AV3	.00		TEC	TEH	.610	NBAZC	55	H
	45	65	.93	0	PCT	15	P2	AV3	-.05		TEC	TEH	.610	NBAZC	55	H
	36	66	1.94	0	PCT	24	P2	AV3	-.08		TEC	TEH	.610	NBAZC	53	H
	40	66	1.28	0	PCT	18	P2	AV2	-.10		TEC	TEH	.610	NBAZC	53	H
	39	67	1.01	0	PCT	16	P2	AV1	.00		TEC	TEH	.610	NBAZC	55	H
	39	67	1.02	0	PCT	16	P2	AV2	.00		TEC	TEH	.610	NBAZC	55	H
	44	67	.86	0	PCT	14	P2	AV1	.00		TEC	TEH	.610	NBAZC	55	H
	39	68	.87	0	PCT	14	P2	AV1	.00		TEC	TEH	.610	NBAZC	53	H
	40	68	2.18	0	PCT	25	P2	AV2	.28		TEC	TEH	.610	NBAZC	53	H
	40	68	1.20	0	PCT	17	P2	AV3	-.08		TEC	TEH	.610	NBAZC	53	H
	41	68	1.40	0	PCT	19	P2	AV2	.15		TEC	TEH	.610	NBAZC	53	H
	41	68	3.14	0	PCT	31	P2	AV3	.05		TEC	TEH	.610	NBAZC	53	H
	40	69	.73	0	PCT	12	P2	AV1	.00		TEC	TEH	.610	NBAZC	55	H
	41	69	1.05	0	PCT	16	P2	AV3	-.05		TEC	TEH	.610	NBAZC	55	H
	39	70	3.02	0	PCT	30	P2	AV2	-.05		TEC	TEH	.610	NBAZC	53	H
	39	70	1.37	0	PCT	19	P2	AV3	-.20		TEC	TEH	.610	NBAZC	53	H
	45	70	1.57	0	PCT	21	P2	AV2	.15		TEC	TEH	.610	NBAZC	53	H
	45	70	1.62	0	PCT	21	P2	AV3	-.13		TEC	TEH	.610	NBAZC	53	H
	42	71	1.00	0	PCT	16	P2	AV3	-.05		TEC	TEH	.610	NBAZC	55	H
	43	71	1.52	0	PCT	21	P2	AV1	-.16		TEC	TEH	.610	NBAZC	55	H
	43	71	2.46	0	PCT	28	P2	AV2	-.10		TEC	TEH	.610	NBAZC	55	H
	43	71	1.22	0	PCT	18	P2	AV3	-.20		TEC	TEH	.610	NBAZC	55	H
	46	71	1.24	0	PCT	18	P2	AV2	.15		TEC	TEH	.610	NBAZC	55	H
	46	71	.77	0	PCT	13	P2	AV4	.00		TEC	TEH	.610	NBAZC	55	H
	39	72	2.18	0	PCT	25	P2	AV2	-.18		TEC	TEH	.610	NBAZC	53	H

INSPDATE	ROW	COL	VOLTS	DEG	IND	PER	CHN	LOCN	INCH1	INCH2	BEGT	ENDT	PDIA	PTYPE	CAL	L
----------	-----	-----	-------	-----	-----	-----	-----	------	-------	-------	------	------	------	-------	-----	---

INSPDATE	ROW	COL	VOLTS	DEG	IND	PER	CHN	LOCN	INCH1	INCH2	BEGT	ENDT	PDIA	PTYPE	CAL	L
	41	72	1.72	0	PCT	22	P2	AV3	-.13		TEC	TEH	.610	NBAZC	53	H
	43	72	1.11	0	PCT	16	P2	AV3	-.20		TEC	TEH	.610	NBAZC	53	H
	47	72	.95	0	PCT	15	P2	AV1	.03		TEC	TEH	.610	NBAZC	53	H
	32	73	1.07	0	PCT	16	P2	AV1	-.21		TEC	TEH	.610	NBAZC	55	H
	32	73	.77	0	PCT	13	P2	AV2	.00		TEC	TEH	.610	NBAZC	55	H
	32	73	1.01	0	PCT	16	P2	AV3	.00		TEC	TEH	.610	NBAZC	55	H
	32	73	.79	0	PCT	13	P2	AV4	.00		TEC	TEH	.610	NBAZC	55	H
	37	73	.79	0	PCT	13	P2	AV1	.00		TEC	TEH	.610	NBAZC	55	H
	37	73	2.29	0	PCT	27	P2	AV2	.05		TEC	TEH	.610	NBAZC	55	H
	37	73	.96	0	PCT	15	P2	AV3	-.10		TEC	TEH	.610	NBAZC	55	H
	37	73	.93	0	PCT	15	P2	AV4	-.05		TEC	TEH	.610	NBAZC	55	H
	39	73	4.73	0	PCT	39	P2	AV2	.00		TEC	TEH	.610	NBAZC	55	H
	39	73	4.38	0	PCT	38	P2	AV3	.00		TEC	TEH	.610	NBAZC	55	H
	39	73	2.47	0	PCT	28	P2	AV4	.00		TEC	TEH	.610	NBAZC	55	H
	40	73	.59	0	PCT	11	P2	AV1	.00		TEC	TEH	.610	NBAZC	55	H
	40	73	3.03	0	PCT	31	P2	AV2	.00		TEC	TEH	.610	NBAZC	55	H
	40	73	1.14	0	PCT	17	P2	AV3	-.03		TEC	TEH	.610	NBAZC	55	H
	46	73	1.07	0	PCT	16	P2	AV1	.13		TEC	TEH	.610	NBAZC	55	H
	46	73	3.10	0	PCT	32	P2	AV2	.00		TEC	TEH	.610	NBAZC	55	H
	46	73	1.23	0	PCT	18	P2	AV3	.00		TEC	TEH	.610	NBAZC	55	H
	16	74	1.09	0	PCT	16	P2	AV4	.00		TEC	TEH	.610	NBAZC	67	H
	37	74	1.01	0	PCT	15	P2	AV2	.18		TEC	TEH	.610	NBAZC	53	H
	40	74	1.20	0	PCT	17	P2	AV3	.00		TEC	TEH	.610	NBAZC	53	H
	37	75	3.29	0	PCT	33	P2	AV2	-.10		TEC	TEH	.610	NBAZC	55	H
	37	75	1.42	0	PCT	20	P2	AV3	-.05		TEC	TEH	.610	NBAZC	55	H
	39	75	1.01	0	PCT	16	P2	AV3	-.05		TEC	TEH	.610	NBAZC	55	H
	40	75	1.02	0	PCT	16	P2	AV3	-.05		TEC	TEH	.610	NBAZC	55	H
	41	75	1.71	0	PCT	22	P2	AV1	.00		TEC	TEH	.610	NBAZC	55	H
	41	75	2.65	0	PCT	29	P2	AV2	-.08		TEC	TEH	.610	NBAZC	55	H
	41	75	1.99	0	PCT	25	P2	AV3	.00		TEC	TEH	.610	NBAZC	55	H
	30	76	1.02	0	PCT	15	P2	AV2	.10		TEC	TEH	.610	NBAZC	53	H
	30	76	1.38	0	PCT	19	P2	AV3	-.10		TEC	TEH	.610	NBAZC	53	H
	37	76	1.58	0	PCT	21	P2	AV1	-.05		TEC	TEH	.610	NBAZC	53	H
	37	76	4.57	0	PCT	37	P2	AV2	.18		TEC	TEH	.610	NBAZC	53	H
	37	76	2.12	0	PCT	25	P2	AV3	-.18		TEC	TEH	.610	NBAZC	53	H
	37	76	.90	0	PCT	14	P2	AV4	-.26		TEC	TEH	.610	NBAZC	53	H
	39	76	1.40	0	PCT	19	P2	AV1	-.05		TEC	TEH	.610	NBAZC	53	H
	39	76	.83	0	PCT	13	P2	AV2	.00		TEC	TEH	.610	NBAZC	53	H
	39	76	1.28	0	PCT	18	P2	AV3	-.05		TEC	TEH	.610	NBAZC	53	H
	39	76	.98	0	PCT	15	P2	AV4	-.03		TEC	TEH	.610	NBAZC	53	H
	29	77	.67	0	PCT	12	P2	AV2	.00		TEC	TEH	.610	NBAZC	59	H
	29	77	.66	0	PCT	12	P2	AV3	.00		TEC	TEH	.610	NBAZC	59	H
	33	77	.71	0	PCT	13	P2	AV1	-.03		TEC	TEH	.610	NBAZC	59	H
	37	77	1.07	0	PCT	17	P2	AV2	.00		TEC	TEH	.610	NBAZC	59	H
	25	78	.86	0	PCT	13	P2	AV3	-.18		TEC	TEH	.610	NBAZC	71	H
	25	78	1.10	0	PCT	16	P2	AV4	-.13		TEC	TEH	.610	NBAZC	71	H
	29	78	1.26	0	PCT	19	P2	AV2	.00		TEC	TEH	.610	NBAZC	57	H
	34	78	1.77	0	PCT	23	P2	AV2	.00		TEC	TEH	.610	NBAZC	57	H

INSPDATE	ROW	COL	VOLTS	DEG	IND	PER	CHN	LOCN	INCH1	INCH2	BEGT	ENDT	PDIA	PTYPE	CAL	L
	37	78	.93	0	PCT	15	P2	AV1	.00		TEC	TEH	.610	NBAZC	57	H
	39	78	2.44	0	PCT	28	P2	AV2	.00		TEC	TEH	.610	NBAZC	57	H
	39	78	2.18	0	PCT	26	P2	AV3	.00		TEC	TEH	.610	NBAZC	57	H
	40	78	1.02	0	PCT	16	P2	AV2	.00		TEC	TEH	.610	NBAZC	57	H
	40	78	.96	0	PCT	16	P2	AV3	.00		TEC	TEH	.610	NBAZC	57	H
	41	78	1.37	0	PCT	20	P2	AV3	.00		TEC	TEH	.610	NBAZC	57	H
	31	79	.92	0	PCT	15	P2	AV1	.03		TEC	TEH	.610	NBAZC	59	H
	31	79	1.36	0	PCT	20	P2	AV2	.00		TEC	TEH	.610	NBAZC	59	H
	31	79	2.44	0	PCT	28	P2	AV3	.02		TEC	TEH	.610	NBAZC	59	H
	40	79	2.08	0	PCT	26	P2	AV2	.00		TEC	TEH	.610	NBAZC	59	H
	40	79	2.74	0	PCT	30	P2	AV3	.00		TEC	TEH	.610	NBAZC	59	H
	41	79	.89	0	PCT	15	P2	AV1	.00		TEC	TEH	.610	NBAZC	59	H
	41	79	1.15	0	PCT	18	P2	AV2	.00		TEC	TEH	.610	NBAZC	59	H
	41	79	2.35	0	PCT	28	P2	AV3	.00		TEC	TEH	.610	NBAZC	59	H
	40	80	1.93	0	PCT	24	P2	AV2	.00		TEC	TEH	.610	NBAZC	57	H
	45	80	1.87	0	PCT	24	P2	AV2	.00		TEC	TEH	.610	NBAZC	57	H
	45	80	3.53	0	PCT	33	P2	AV3	.00		TEC	TEH	.610	NBAZC	57	H
	45	80	1.55	0	PCT	21	P2	AV4	.00		TEC	TEH	.610	NBAZC	57	H
	33	81	.64	0	PCT	12	P2	AV2	.00		TEC	TEH	.610	NBAZC	59	H
	34	81	1.55	0	PCT	22	P2	AV2	-.42		TEC	TEH	.610	NBAZC	59	H
	37	81	.96	0	PCT	16	P2	AV1	.00		TEC	TEH	.610	NBAZC	59	H
	37	81	2.57	0	PCT	29	P2	AV2	.00		TEC	TEH	.610	NBAZC	59	H
	37	81	2.27	0	PCT	27	P2	AV3	.00		TEC	TEH	.610	NBAZC	59	H
	40	81	1.55	0	PCT	22	P2	AV2	.00		TEC	TEH	.610	NBAZC	59	H
	37	82	1.22	0	PCT	18	P2	AV1	.00		TEC	TEH	.610	NBAZC	57	H
	37	82	.98	0	PCT	16	P2	AV3	.00		TEC	TEH	.610	NBAZC	57	H
	40	82	2.05	0	PCT	25	P2	AV2	.00		TEC	TEH	.610	NBAZC	57	H
	40	82	1.52	0	PCT	21	P2	AV3	.00		TEC	TEH	.610	NBAZC	57	H
	41	82	1.18	0	PCT	18	P2	AV1	.00		TEC	TEH	.610	NBAZC	57	H
	41	82	4.81	0	PCT	38	P2	AV2	.00		TEC	TEH	.610	NBAZC	57	H
	41	82	2.58	0	PCT	29	P2	AV3	.00		TEC	TEH	.610	NBAZC	57	H
	41	82	1.75	0	PCT	23	P2	AV4	.00		TEC	TEH	.610	NBAZC	57	H
	45	82	1.04	0	PCT	17	P2	AV2	.00		TEC	TEH	.610	NBAZC	57	H
	45	82	1.47	0	PCT	21	P2	AV3	.00		TEC	TEH	.610	NBAZC	57	H
	36	83	.96	0	PCT	16	P2	AV2	.00		TEC	TEH	.610	NBAZC	59	H
	37	83	.96	0	PCT	16	P2	AV2	-.21		TEC	TEH	.610	NBAZC	59	H
	40	83	2.51	0	PCT	29	P2	AV1	.06		TEC	TEH	.610	NBAZC	59	H
	40	83	2.23	0	PCT	27	P2	AV2	.00		TEC	TEH	.610	NBAZC	59	H
	40	83	1.41	0	PCT	21	P2	AV3	.00		TEC	TEH	.610	NBAZC	59	H
	40	83	.86	0	PCT	15	P2	AV4	.00		TEC	TEH	.610	NBAZC	59	H
	39	84	1.03	0	PCT	16	P2	AV1	.00		TEC	TEH	.610	NBAZC	57	H
	39	84	1.51	0	PCT	21	P2	AV2	.00		TEC	TEH	.610	NBAZC	57	H
	39	84	1.70	0	PCT	23	P2	AV3	.00		TEC	TEH	.610	NBAZC	57	H
	39	84	.94	0	PCT	15	P2	AV4	.00		TEC	TEH	.610	NBAZC	57	H
	40	84	1.40	0	PCT	20	P2	AV3	.00		TEC	TEH	.610	NBAZC	57	H
	41	84	1.23	0	PCT	19	P2	AV2	.00		TEC	TEH	.610	NBAZC	57	H
	39	85	1.10	0	PCT	17	P2	AV2	.20		TEC	TEH	.610	NBAZC	59	H
	39	85	1.71	0	PCT	23	P2	AV3	-.10		TEC	TEH	.610	NBAZC	59	H
INSPDATE	ROW	COL	VOLTS	DEG	IND	PER	CHN	LOCN	INCH1	INCH2	BEGT	ENDT	PDIA	PTYPE	CAL	L

INSPDATE	ROW	COL	VOLTS	DEG	IND	PER	CHN	LOCN	INCH1	INCH2	BEGT	ENDT	PDIA	PTYPE	CAL	L
	41	85	1.10	0	PCT	18	P2	AV2	.23		TEC	TEH	.610	NBAZC	59	H
	41	85	.96	0	PCT	16	P2	AV3	-.05		TEC	TEH	.610	NBAZC	59	H
	38	86	.64	0	PCT	12	P2	AV1	.00		TEC	TEH	.610	NBAZC	57	H
	38	86	1.91	0	PCT	24	P2	AV2	.00		TEC	TEH	.610	NBAZC	57	H
	38	86	1.31	0	PCT	19	P2	AV3	.00		TEC	TEH	.610	NBAZC	57	H
	39	86	1.58	0	PCT	22	P2	AV2	.00		TEC	TEH	.610	NBAZC	57	H
	39	86	1.08	0	PCT	17	P2	AV3	.00		TEC	TEH	.610	NBAZC	57	H
	36	87	1.12	0	PCT	18	P2	AV3	.00		TEC	TEH	.610	NBAZC	59	H
	38	87	.73	0	PCT	13	P2	AV2	.00		TEC	TEH	.610	NBAZC	59	H
	39	87	3.85	0	PCT	36	P2	AV2	.00		TEC	TEH	.610	NBAZC	59	H
	39	87	1.02	0	PCT	17	P2	AV3	.03		TEC	TEH	.610	NBAZC	59	H
	40	87	1.14	0	PCT	18	P2	AV1	.00		TEC	TEH	.610	NBAZC	59	H
	40	87	4.35	0	PCT	38	P2	AV2	.00		TEC	TEH	.610	NBAZC	59	H
	40	87	.90	0	PCT	15	P2	AV3	-.05		TEC	TEH	.610	NBAZC	59	H
	40	87	1.07	0	PCT	17	P2	AV4	.00		TEC	TEH	.610	NBAZC	59	H
	41	87	2.95	0	PCT	31	P2	AV2	.00		TEC	TEH	.610	NBAZC	59	H
	41	87	2.35	0	PCT	28	P2	AV3	.00		TEC	TEH	.610	NBAZC	59	H
	33	88	1.37	0	PCT	20	P2	AV2	.00		TEC	TEH	.610	NBAZC	57	H
	36	88	1.20	0	PCT	18	P2	AV2	.00		TEC	TEH	.610	NBAZC	57	H
	36	88	1.58	0	PCT	22	P2	AV3	.00		TEC	TEH	.610	NBAZC	57	H
	40	88	3.03	0	PCT	31	P2	AV2	.00		TEC	TEH	.610	NBAZC	57	H
	40	88	2.18	0	PCT	26	P2	AV3	.00		TEC	TEH	.610	NBAZC	57	H
	40	88	1.26	0	PCT	19	P2	AV4	.00		TEC	TEH	.610	NBAZC	57	H
	47	88	1.27	0	PCT	19	P2	AV4	-.26		TEC	TEH	.610	NBAZC	59	H
	36	89	.99	0	PCT	16	P2	AV2	.00		TEC	TEH	.610	NBAZC	59	H
	36	89	.95	0	PCT	16	P2	AV3	.00		TEC	TEH	.610	NBAZC	59	H
	38	89	1.17	0	PCT	18	P2	AV2	.10		TEC	TEH	.610	NBAZC	59	H
	38	89	.86	0	PCT	15	P2	AV3	.00		TEC	TEH	.610	NBAZC	59	H
	40	89	.92	0	PCT	16	P2	AV2	-.03		TEC	TEH	.610	NBAZC	59	H
	40	89	.83	0	PCT	14	P2	AV3	.26		TEC	TEH	.610	NBAZC	59	H
	41	89	1.11	0	PCT	18	P2	AV3	-.05		TEC	TEH	.610	NBAZC	59	H
	42	89	.82	0	PCT	14	P2	AV2	.00		TEC	TEH	.610	NBAZC	59	H
	42	89	.97	0	PCT	16	P2	AV3	.00		TEC	TEH	.610	NBAZC	59	H
	31	90	1.41	0	PCT	20	P2	AV3	.00		TEC	TEH	.610	NBAZC	57	H
	35	90	.76	0	PCT	13	P2	AV1	.00		TEC	TEH	.610	NBAZC	57	H
	35	90	.72	0	PCT	13	P2	AV2	.00		TEC	TEH	.610	NBAZC	57	H
	35	90	2.57	0	PCT	28	P2	AV3	.00		TEC	TEH	.610	NBAZC	57	H
	37	90	1.31	0	PCT	19	P2	AV2	.00		TEC	TEH	.610	NBAZC	57	H
	38	90	.89	0	PCT	15	P2	AV1	.00		TEC	TEH	.610	NBAZC	57	H
	38	90	1.47	0	PCT	21	P2	AV2	.00		TEC	TEH	.610	NBAZC	57	H
	38	90	1.44	0	PCT	20	P2	AV3	.00		TEC	TEH	.610	NBAZC	57	H
	39	90	.89	0	PCT	15	P2	AV1	.00		TEC	TEH	.610	NBAZC	57	H
	39	90	3.07	0	PCT	31	P2	AV2	.00		TEC	TEH	.610	NBAZC	57	H
	39	90	3.56	0	PCT	33	P2	AV3	.00		TEC	TEH	.610	NBAZC	57	H
	39	90	1.26	0	PCT	19	P2	AV4	.00		TEC	TEH	.610	NBAZC	57	H
	41	90	3.08	0	PCT	31	P2	AV2	.00		TEC	TEH	.610	NBAZC	57	H
	41	91	3.78	0	PCT	35	P2	AV2	-.08		TEC	TEH	.610	NBAZC	63	H
	41	91	1.89	0	PCT	23	P2	AV3	.00		TEC	TEH	.610	NBAZC	63	H
INSPDATE	ROW	COL	VOLTS	DEG	IND	PER	CHN	LOCN	INCH1	INCH2	BEGT	ENDT	PDIA	PTYPE	CAL	L

INSPDATE	ROW	COL	VOLTS	DEG	IND	PER	CHN	LOCN	INCH1	INCH2	BEGT	ENDT	PDIA	PTYPE	CAL	L
	45	91	1.76	0	PCT	22	P2	AV1	.00		TEC	TEH	.610	NBAZC	63	H
	36	92	1.53	0	PCT	21	P2	AV2	.00		TEC	TEH	.610	NBAZC	57	H
	36	92	2.07	0	PCT	25	P2	AV3	.00		TEC	TEH	.610	NBAZC	57	H
	37	92	1.11	0	PCT	17	P2	AV3	.00		TEC	TEH	.610	NBAZC	57	H
	38	92	2.68	0	PCT	29	P2	AV2	.00		TEC	TEH	.610	NBAZC	61	H
	38	92	2.19	0	PCT	25	P2	AV3	.00		TEC	TEH	.610	NBAZC	61	H
	41	92	2.08	0	PCT	25	P2	AV2	.00		TEC	TEH	.610	NBAZC	61	H
	41	92	4.56	0	PCT	37	P2	AV3	.00		TEC	TEH	.610	NBAZC	61	H
	44	92	1.03	0	PCT	16	P2	AV4	.00		TEC	TEH	.610	NBAZC	61	H
	37	93	1.23	0	PCT	17	P2	AV3	.00		TEC	TEH	.610	NBAZC	63	H
	38	93	.92	0	PCT	14	P2	AV2	.00		TEC	TEH	.610	NBAZC	63	H
	38	93	2.21	0	PCT	25	P2	AV3	.00		TEC	TEH	.610	NBAZC	63	H
	41	93	.83	0	PCT	13	P2	AV1	.00		TEC	TEH	.610	NBAZC	63	H
	41	93	5.01	0	PCT	40	P2	AV2	.00		TEC	TEH	.610	NBAZC	63	H
	41	93	3.26	0	PCT	32	P2	AV3	-.11		TEC	TEH	.610	NBAZC	63	H
	41	93	1.00	0	PCT	15	P2	AV4	-.11		TEC	TEH	.610	NBAZC	63	H
	43	93	.90	0	PCT	13	P2	AV4	.00		TEC	TEH	.610	NBAZC	63	H
	33	94	.75	0	PCT	12	P2	AV2	.00		TEC	TEH	.610	NBAZC	61	H
	34	94	1.59	0	PCT	21	P2	AV2	.00		TEC	TEH	.610	NBAZC	61	H
	42	94	1.18	0	PCT	17	P2	AV4	.00		TEC	TEH	.610	NBAZC	61	H
	35	96	2.76	0	PCT	29	P2	AV2	.00		TEC	TEH	.610	NBAZC	61	H
	26	97	.88	0	PCT	13	P2	AV3	-.02		TEC	TEH	.610	NBAZC	63	H
	33	98	1.60	0	PCT	21	P2	AV2	.00		TEC	TEH	.610	NBAZC	61	H
	33	98	1.75	0	PCT	22	P2	AV3	.00		TEC	TEH	.610	NBAZC	61	H
	34	98	1.24	0	PCT	18	P2	AV3	.00		TEC	TEH	.610	NBAZC	61	H
	28	99	1.04	0	PCT	15	P2	AV3	.02		TEC	TEH	.610	NBAZC	63	H
	33	99	1.14	0	PCT	16	P2	AV2	.00		TEC	TEH	.610	NBAZC	63	H
	29	100	1.13	0	PCT	17	P2	AV2	.00		TEC	TEH	.610	NBAZC	61	H
	29	100	1.28	0	PCT	18	P2	AV3	.00		TEC	TEH	.610	NBAZC	61	H
	29	102	1.61	0	PCT	21	P2	AV3	.00		TEC	TEH	.610	NBAZC	61	H
	29	103	.87	0	PCT	13	P2	AV1	.00		TEC	TEH	.610	NBAZC	63	H
	29	103	1.00	0	PCT	15	P2	AV3	.00		TEC	TEH	.610	NBAZC	63	H
	30	103	2.75	0	PCT	29	P2	AV1	.05		TEC	TEH	.610	NBAZC	63	H
	30	103	1.69	0	PCT	21	P2	AV2	.00		TEC	TEH	.610	NBAZC	63	H
	30	103	2.23	0	PCT	25	P2	AV3	.00		TEC	TEH	.610	NBAZC	63	H
	28	104	1.57	0	PCT	21	P2	AV2	.00		TEC	TEH	.610	NBAZC	61	H
	29	104	1.33	0	PCT	19	P2	AV1	.00		TEC	TEH	.610	NBAZC	61	H
	29	104	3.65	0	PCT	34	P2	AV2	.00		TEC	TEH	.610	NBAZC	61	H
	29	104	4.25	0	PCT	36	P2	AV3	.00		TEC	TEH	.610	NBAZC	61	H
	27	105	2.18	0	PCT	25	P2	AV1	.00		TEC	TEH	.610	NBAZC	67	H
	27	105	1.62	0	PCT	21	P2	AV2	.00		TEC	TEH	.610	NBAZC	67	H
	27	105	1.24	0	PCT	17	P2	AV3	.00		TEC	TEH	.610	NBAZC	67	H
	28	105	1.28	0	PCT	17	P2	AV1	.00		TEC	TEH	.610	NBAZC	67	H
	28	105	.83	0	PCT	13	P2	AV2	.00		TEC	TEH	.610	NBAZC	67	H
	28	105	1.29	0	PCT	18	P2	AV3	.00		TEC	TEH	.610	NBAZC	67	H
INSPDATE	ROW	COL	VOLTS	DEG	IND	PER	CHN	LOCN	INCH1	INCH2	BEGT	ENDT	PDIA	PTYPE	CAL	L


INSPDATE	ROW	COL	VOLTS	DEG	IND	PER	CHN	LOCN	INCH1	INCH2	BEGT	ENDT	PDIA	PTYPE	CAL	L
	29	105	1.17	0	PCT	16	P2	AV3	.00		TEC	TEH	.610	NBAZC	67	H
	25	106	1.62	0	PCT	22	P2	AV2	.00		TEC	TEH	.610	NBAZC	65	H
	25	106	1.29	0	PCT	20	P2	AV3	.00		TEC	TEH	.610	NBAZC	65	H
	27	106	2.64	0	PCT	29	P2	AV1	.00		TEC	TEH	.610	NBAZC	65	H
	27	106	2.11	0	PCT	26	P2	AV2	.00		TEC	TEH	.610	NBAZC	65	H
	27	106	2.45	0	PCT	28	P2	AV3	.00		TEC	TEH	.610	NBAZC	65	H
	27	106	1.49	0	PCT	21	P2	AV4	.00		TEC	TEH	.610	NBAZC	65	H
	25	107	2.69	0	PCT	28	P2	AV1	.00		TEC	TEH	.610	NBAZC	67	H
	25	107	1.28	0	PCT	17	P2	AV4	.00		TEC	TEH	.610	NBAZC	67	H
	25	108	1.48	0	PCT	21	P2	AV4	.00		TEC	TEH	.610	NBAZC	65	H
	23	109	1.70	0	PCT	23	P2	AV1	.00		TEC	TEH	.610	NBAZC	65	H
	23	109	5.03	0	PCT	39	P2	AV4	.00		TEC	TEH	.610	NBAZC	65	H
INSPDATE	ROW	COL	VOLTS	DEG	IND	PER	CHN	LOCN	INCH1	INCH2	BEGT	ENDT	PDIA	PTYPE	CAL	L

SG - B ANTIVIBRATION BAR WEAR INDICATIONS DISTRIBUTION MAP

Braidwood A2R15 CDE D5

X 58 ANTIVIBRATION BAR WEAR
INDICATION

■ 54 PLUGGED TUBE



INSPDATE	ROW	COL	VOLTS	DEG	IND	PER	CHN	LOCN	INCH1	INCH2	BEGT	ENDT	PDIA	PTYPE	CAL	L
	33	14	3.30	0	PCT	33	P2	AV2	.00		TEC	TEH	.610	NBAZC	33	H
	33	14	2.23	0	PCT	25	P2	AV3	.00		TEC	TEH	.610	NBAZC	33	H
	35	15	2.23	0	PCT	25	P2	AV2	.03		TEC	TEH	.610	NBAZC	37	H
	35	15	4.56	0	PCT	38	P2	AV3	.00		TEC	TEH	.610	NBAZC	37	H
	35	15	2.04	0	PCT	24	P2	AV4	.00		TEC	TEH	.610	NBAZC	37	H
	40	22	1.86	0	PCT	22	P2	AV2	-.05		TEC	TEH	.610	NBAZC	37	H
	40	22	1.62	0	PCT	20	P2	AV3	.00		TEC	TEH	.610	NBAZC	37	H
	38	24	1.01	0	PCT	14	P2	AV2	-.11		TEC	TEH	.610	NBAZC	37	H
	41	26	1.26	0	PCT	21	P2	AV2	.08		TEC	TEH	.610	NBAZC	39	H
	43	30	2.08	0	PCT	27	P2	AV2	.00		TEC	TEH	.610	NBAZC	39	H
	43	32	1.20	0	PCT	20	P2	AV1	.00		TEC	TEH	.610	NBAZC	39	H
	43	32	1.29	0	PCT	21	P2	AV2	.00		TEC	TEH	.610	NBAZC	39	H
	28	34	1.11	0	PCT	17	P2	AV2	.18		TEC	TEH	.610	NBAZC	33	H
	39	34	1.03	0	PCT	18	P2	AV1	.03		TEC	TEH	.610	NBAZC	39	H
	37	36	.90	0	PCT	17	P2	AV1	.00		TEC	TEH	.610	NBAZC	39	H
	37	36	.98	0	PCT	18	P2	AV2	-.05		TEC	TEH	.610	NBAZC	39	H
	37	36	1.35	0	PCT	21	P2	AV3	-.31		TEC	TEH	.610	NBAZC	39	H
	37	36	.86	0	PCT	16	P2	AV4	.03		TEC	TEH	.610	NBAZC	39	H
	41	36	1.37	0	PCT	22	P2	AV1	.06		TEC	TEH	.610	NBAZC	39	H
	43	37	1.29	0	PCT	21	P2	AV1	.00		TEC	TEH	.610	NBAZC	39	H
	43	37	2.93	0	PCT	32	P2	AV2	.00		TEC	TEH	.610	NBAZC	39	H
	43	37	2.21	0	PCT	28	P2	AV3	.00		TEC	TEH	.610	NBAZC	39	H
	37	38	.99	0	PCT	18	P2	AV1	.00		TEC	TEH	.610	NBAZC	39	H
	37	38	3.15	0	PCT	33	P2	AV2	.09		TEC	TEH	.610	NBAZC	39	H
	37	38	2.79	0	PCT	31	P2	AV3	.13		TEC	TEH	.610	NBAZC	39	H
	37	38	1.06	0	PCT	19	P2	AV4	-.06		TEC	TEH	.610	NBAZC	39	H
	32	39	1.25	0	PCT	17	P2	AV2	-.10		TEC	TEH	.610	NBAZC	33	H
	42	44	1.03	0	PCT	14	P2	AV1	.19		TEC	TEH	.610	NBAZC	37	H
	42	44	1.21	0	PCT	16	P2	AV3	.00		TEC	TEH	.610	NBAZC	37	H
	40	46	1.37	0	PCT	19	P2	AV2	.00		TEC	TEH	.610	NBAZC	41	H
	40	46	1.72	0	PCT	22	P2	AV3	.00		TEC	TEH	.610	NBAZC	41	H
	40	47	.82	0	PCT	16	P2	AV3	-.10		TEC	TEH	.610	NBAZC	43	H
	32	48	1.19	0	PCT	16	P2	AV2	.03		TEC	TEH	.610	NBAZC	41	H
	41	50	1.91	0	PCT	24	P2	AV3	.00		TEC	TEH	.610	NBAZC	41	H
	41	55	2.17	0	PCT	28	P2	AV2	-.03		TEC	TEH	.610	NBAZC	43	H
	41	55	3.07	0	PCT	33	P2	AV3	.00		TEC	TEH	.610	NBAZC	43	H
	41	55	1.22	0	PCT	21	P2	AV4	.09		TEC	TEH	.610	NBAZC	43	H
	38	59	2.52	0	PCT	28	P2	AV2	.00		TEC	TEH	.610	NBAZC	45	H
	40	59	1.39	0	PCT	20	P2	AV1	-.53		TEC	TEH	.610	NBAZC	45	H
	40	59	1.45	0	PCT	20	P2	AV2	.00		TEC	TEH	.610	NBAZC	45	H
	40	59	3.03	0	PCT	31	P2	AV3	.00		TEC	TEH	.610	NBAZC	45	H
	40	59	1.13	0	PCT	17	P2	AV4	-.41		TEC	TEH	.610	NBAZC	45	H
	47	59	1.56	0	PCT	21	P2	AV1	.29		TEC	TEH	.610	NBAZC	45	H
	40	66	1.05	0	PCT	16	P2	AV2	.35		TEC	TEH	.610	NBAZC	45	H
	40	66	1.21	0	PCT	17	P2	AV3	-.03		TEC	TEH	.610	NBAZC	45	H
	43	67	1.63	0	PCT	21	P2	AV1	-.03		TEC	TEH	.610	NBAZC	57	H
	43	67	4.64	0	PCT	39	P2	AV2	.00		TEC	TEH	.610	NBAZC	57	H
	43	67	4.69	0	PCT	39	P2	AV3	.03		TEC	TEH	.610	NBAZC	57	H
INSPDATE	ROW	COL	VOLTS	DEG	IND	PER	CHN	LOCN	INCH1	INCH2	BEGT	ENDT	PDIA	PTYPE	CAL	L

INSPDATE	ROW	COL	VOLTS	DEG	IND	PER	CHN	LOCN	INCH1	INCH2	BEGT	ENDT	PDIA	PTYPE	CAL	L
	43	67	1.41	0	PCT	20	P2	AV4	-.52		TEC	TEH	.610	NBAZC	57	H
	32	70	1.13	0	PCT	17	P2	AV1	.00		TEC	TEH	.610	NBAZC	49	H
	32	70	1.95	0	PCT	24	P2	AV2	.00		TEC	TEH	.610	NBAZC	49	H
	32	70	5.81	0	PCT	43	P2	AV3	.00		TEC	TEH	.610	NBAZC	49	H
	36	73	.91	0	PCT	17	P2	AV2	.00		TEC	TEH	.610	NBAZC	51	H
	40	74	1.51	0	PCT	20	P2	AV2	-.24		TEC	TEH	.610	NBAZC	49	H
	40	74	1.97	0	PCT	24	P2	AV3	-.03		TEC	TEH	.610	NBAZC	49	H
	25	75	1.47	0	PCT	23	P2	AV3	.00		TEC	TEH	.610	NBAZC	51	H
	40	76	1.28	0	PCT	18	P2	AV3	.11		TEC	TEH	.610	NBAZC	49	H
	24	78	1.06	0	PCT	16	P2	AV4	.14		TEC	TEH	.610	NBAZC	49	H
	36	81	.86	0	PCT	17	P2	AV2	.00		TEC	TEH	.610	NBAZC	55	H
	44	81	1.19	0	PCT	18	P2	AV3	-.11		TEC	TEH	.610	NBAZC	57	H
	40	82	.98	0	PCT	15	P2	AV2	-.08		TEC	TEH	.610	NBAZC	53	H
	40	82	3.34	0	PCT	33	P2	AV3	-.13		TEC	TEH	.610	NBAZC	53	H
	39	85	1.19	0	PCT	18	P2	AV2	.00		TEC	TEH	.610	NBAZC	57	H
	39	85	1.70	0	PCT	23	P2	AV3	.00		TEC	TEH	.610	NBAZC	57	H
	40	90	.86	0	PCT	15	P2	AV2	.00		TEC	TEH	.610	NBAZC	63	H
	40	90	1.58	0	PCT	22	P2	AV3	.00		TEC	TEH	.610	NBAZC	63	H
	40	92	.87	0	PCT	15	P2	AV2	.00		TEC	TEH	.610	NBAZC	63	H
	40	92	2.18	0	PCT	27	P2	AV3	.00		TEC	TEH	.610	NBAZC	63	H
	40	92	.77	0	PCT	14	P2	AV4	.00		TEC	TEH	.610	NBAZC	63	H
	40	93	1.09	0	PCT	16	P2	AV2	.18		TEC	TEH	.610	NBAZC	65	H
	40	93	2.07	0	PCT	25	P2	AV3	-.26		TEC	TEH	.610	NBAZC	65	H
	38	95	2.10	0	PCT	25	P2	AV2	-.08		TEC	TEH	.610	NBAZC	65	H
	36	96	1.44	0	PCT	21	P2	AV2	.00		TEC	TEH	.610	NBAZC	63	H
	36	96	.86	0	PCT	15	P2	AV3	.00		TEC	TEH	.610	NBAZC	63	H
	36	96	.83	0	PCT	15	P2	AV4	.00		TEC	TEH	.610	NBAZC	63	H
	39	96	1.27	0	PCT	20	P2	AV1	.00		TEC	TEH	.610	NBAZC	63	H
	39	96	2.37	0	PCT	28	P2	AV3	.00		TEC	TEH	.610	NBAZC	63	H
	39	96	.75	0	PCT	14	P2	AV4	.00		TEC	TEH	.610	NBAZC	63	H
	36	97	1.37	0	PCT	19	P2	AV3	-.20		TEC	TEH	.610	NBAZC	65	H
	39	97	1.56	0	PCT	21	P2	AV1	-.17		TEC	TEH	.610	NBAZC	65	H
	39	97	.87	0	PCT	13	P2	AV2	.08		TEC	TEH	.610	NBAZC	65	H
	39	97	2.80	0	PCT	30	P2	AV3	-.18		TEC	TEH	.610	NBAZC	65	H
	39	97	1.18	0	PCT	17	P2	AV4	-.11		TEC	TEH	.610	NBAZC	65	H
	37	98	.74	0	PCT	14	P2	AV4	-.11		TEC	TEH	.610	NBAZC	63	H
	38	98	1.23	0	PCT	19	P2	AV3	.00		TEC	TEH	.610	NBAZC	63	H
	38	98	1.06	0	PCT	18	P2	AV4	.00		TEC	TEH	.610	NBAZC	63	H
	36	99	1.24	0	PCT	17	P2	AV1	.16		TEC	TEH	.610	NBAZC	65	H
	36	99	1.55	0	PCT	20	P2	AV2	.00		TEC	TEH	.610	NBAZC	65	H
	37	99	1.54	0	PCT	20	P2	AV3	-.17		TEC	TEH	.610	NBAZC	65	H
	29	100	1.55	0	PCT	22	P2	AV2	.00		TEC	TEH	.610	NBAZC	63	H
	29	100	.90	0	PCT	16	P2	AV3	.00		TEC	TEH	.610	NBAZC	63	H
	36	100	.95	0	PCT	16	P2	AV2	.00		TEC	TEH	.610	NBAZC	63	H
	30	101	.86	0	PCT	13	P2	AV2	.05		TEC	TEH	.610	NBAZC	65	H
	30	101	1.16	0	PCT	16	P2	AV3	.10		TEC	TEH	.610	NBAZC	65	H
INSPDATE	ROW	COL	VOLTS	DEG	IND	PER	CHN	LOCN	INCH1	INCH2	BEGT	ENDT	PDIA	PTYPE	CAL	L


INSPDATE	ROW	COL	VOLTS	DEG	IND	PER	CHN	LOCN	INCH1	INCH2	BEGT	ENDT	PDIA	PTYPE	CAL	L
	32	101	2.21	0	PCT	26	P2	AV3	.17		TEC	TEH	.610	NBAZC	65	H
	32	101	.79	0	PCT	12	P2	AV4	.14		TEC	TEH	.610	NBAZC	65	H
	33	103	1.00	0	PCT	17	P2	AV2	.00		TEC	TEH	.610	NBAZC	67	H
	28	104	1.59	0	PCT	23	P2	AV2	.00		TEC	TEH	.610	NBAZC	63	H
	29	104	.86	0	PCT	15	P2	AV3	.00		TEC	TEH	.610	NBAZC	63	H
	27	106	.72	0	PCT	14	P2	AV3	.00		TEC	TEH	.610	NBAZC	67	H
	25	108	2.02	0	PCT	26	P2	AV1	.00		TEC	TEH	.610	NBAZC	67	H
	25	108	.81	0	PCT	15	P2	AV2	.00		TEC	TEH	.610	NBAZC	67	H
	25	108	.80	0	PCT	15	P2	AV3	.00		TEC	TEH	.610	NBAZC	67	H
	25	108	1.53	0	PCT	22	P2	AV4	.00		TEC	TEH	.610	NBAZC	67	H
	22	109	1.16	0	PCT	17	P2	AV4	.00		TEC	TEH	.610	NBAZC	69	H
	21	110	.80	0	PCT	15	P2	AV4	.00		TEC	TEH	.610	NBAZC	67	H
INSPDATE	ROW	COL	VOLTS	DEG	IND	PER	CHN	LOCN	INCH1	INCH2	BEGT	ENDT	PDIA	PTYPE	CAL	L

SG - C ANTIVIBRATION BAR WEAR INDICATIONS DISTRIBUTION MAP

Braidwood A2R15 CDE D5

X 130 ANTIVIBRATION BAR WEAR
INDICATION

■ 66 PLUGGED TUBE



INSPDATE	ROW	COL	VOLTS	DEG	IND	PER	CHN	LOCN	INCH1	INCH2	BEGT	ENDT	PDIA	PTYPE	CAL	L
	27	9	1.55	0	PCT	21	P2	AV1	.00		TEC	TEH	.610	NBAZC	51	H
	27	9	1.67	0	PCT	22	P2	AV4	.03		TEC	TEH	.610	NBAZC	51	H
	33	14	1.61	0	PCT	23	P2	AV2	.00		TEC	TEH	.610	NBAZC	37	H
	33	14	1.51	0	PCT	22	P2	AV3	.00		TEC	TEH	.610	NBAZC	37	H
	33	14	2.23	0	PCT	27	P2	AV4	.00		TEC	TEH	.610	NBAZC	37	H
	32	16	.79	0	PCT	14	P2	AV2	.00		TEC	TEH	.610	NBAZC	37	H
	34	16	.61	0	PCT	12	P2	AV3	.00		TEC	TEH	.610	NBAZC	37	H
	34	17	.95	0	PCT	17	P2	AV1	.08		TEC	TEH	.610	NBAZC	35	H
	34	17	.91	0	PCT	16	P2	AV2	.05		TEC	TEH	.610	NBAZC	35	H
	34	17	1.69	0	PCT	23	P2	AV3	-.19		TEC	TEH	.610	NBAZC	35	H
	36	17	3.28	0	PCT	31	P2	AV2	.03		TEC	TEH	.610	NBAZC	35	H
	36	17	2.22	0	PCT	26	P2	AV3	-.11		TEC	TEH	.610	NBAZC	35	H
	36	17	.95	0	PCT	17	P2	AV4	-.18		TEC	TEH	.610	NBAZC	35	H
	37	17	.79	0	PCT	15	P2	AV2	1.50		TEC	TEH	.610	NBAZC	35	H
	36	19	3.20	0	PCT	31	P2	AV2	.00		TEC	TEH	.610	NBAZC	35	H
	36	19	4.45	0	PCT	35	P2	AV3	.00		TEC	TEH	.610	NBAZC	35	H
	36	19	1.12	0	PCT	18	P2	AV4	.00		TEC	TEH	.610	NBAZC	35	H
	36	20	.89	0	PCT	15	P2	AV2	.00		TEC	TEH	.610	NBAZC	37	H
	36	20	.92	0	PCT	16	P2	AV3	-.10		TEC	TEH	.610	NBAZC	37	H
	36	20	.87	0	PCT	15	P2	AV4	.00		TEC	TEH	.610	NBAZC	37	H
	36	21	.82	0	PCT	15	P2	AV1	.00		TEC	TEH	.610	NBAZC	35	H
	36	21	1.25	0	PCT	20	P2	AV3	.00		TEC	TEH	.610	NBAZC	35	H
	38	21	1.90	0	PCT	24	P2	AV2	.00		TEC	TEH	.610	NBAZC	35	H
	38	21	1.71	0	PCT	23	P2	AV3	.00		TEC	TEH	.610	NBAZC	35	H
	42	21	.98	0	PCT	17	P2	AV2	.00		TEC	TEH	.610	NBAZC	35	H
	41	22	.89	0	PCT	16	P2	AV2	.00		TEC	TEH	.610	NBAZC	37	H
	41	22	2.16	0	PCT	27	P2	AV3	-.01		TEC	TEH	.610	NBAZC	37	H
	41	22	1.54	0	PCT	22	P2	AV4	-.01		TEC	TEH	.610	NBAZC	37	H
	42	22	2.49	0	PCT	29	P2	AV3	.00		TEC	TEH	.610	NBAZC	37	H
	42	22	1.59	0	PCT	23	P2	AV4	.00		TEC	TEH	.610	NBAZC	37	H
	37	23	1.15	0	PCT	19	P2	AV3	-.23		TEC	TEH	.610	NBAZC	35	H
	42	23	.78	0	PCT	15	P2	AV2	.00		TEC	TEH	.610	NBAZC	35	H
	42	23	1.75	0	PCT	23	P2	AV3	.00		TEC	TEH	.610	NBAZC	35	H
	42	23	.83	0	PCT	15	P2	AV4	.00		TEC	TEH	.610	NBAZC	35	H
	44	23	1.03	0	PCT	17	P2	AV1	.00		TEC	TEH	.610	NBAZC	35	H
	44	23	4.05	0	PCT	34	P2	AV2	.00		TEC	TEH	.610	NBAZC	35	H
	44	23	4.76	0	PCT	36	P2	AV3	.00		TEC	TEH	.610	NBAZC	35	H
	44	23	.67	0	PCT	13	P2	AV4	.00		TEC	TEH	.610	NBAZC	35	H
	41	24	.80	0	PCT	15	P2	AV3	-.16		TEC	TEH	.610	NBAZC	37	H
	42	25	3.71	0	PCT	33	P2	AV2	.00		TEC	TEH	.610	NBAZC	35	H
	42	25	3.96	0	PCT	34	P2	AV3	.00		TEC	TEH	.610	NBAZC	35	H
	42	25	1.67	0	PCT	23	P2	AV4	-.10		TEC	TEH	.610	NBAZC	35	H
	36	26	.85	0	PCT	15	P2	AV2	.00		TEC	TEH	.610	NBAZC	37	H
	36	26	1.25	0	PCT	19	P2	AV3	.00		TEC	TEH	.610	NBAZC	37	H
	36	26	.88	0	PCT	16	P2	AV4	.00		TEC	TEH	.610	NBAZC	37	H
	45	26	1.69	0	PCT	23	P2	AV2	.00		TEC	TEH	.610	NBAZC	37	H
	45	26	2.02	0	PCT	26	P2	AV3	.00		TEC	TEH	.610	NBAZC	37	H
	45	26	.73	0	PCT	14	P2	AV4	.00		TEC	TEH	.610	NBAZC	37	H
	38	27	.81	0	PCT	15	P2	AV1	.36		TEC	TEH	.610	NBAZC	35	H
	38	27	2.88	0	PCT	30	P2	AV2	.00		TEC	TEH	.610	NBAZC	35	H
	38	27	1.84	0	PCT	24	P2	AV3	.00		TEC	TEH	.610	NBAZC	35	H
INSPDATE	ROW	COL	VOLTS	DEG	IND	PER	CHN	LOCN	INCH1	INCH2	BEGT	ENDT	PDIA	PTYPE	CAL	L

INSPDATE	ROW	COL	VOLTS	DEG	IND	PER	CHN	LOCN	INCH1	INCH2	BEGT	ENDT	PDIA	PTYPE	CAL	L
	44	28	1.20	0	PCT	19	P2	AV2	.00		TEC	TEH	.610	NBAZC	37	H
	44	28	1.39	0	PCT	21	P2	AV3	.00		TEC	TEH	.610	NBAZC	37	H
	48	29	.81	0	PCT	14	P2	AV4	.00		TEC	TEH	.610	NBAZC	31	H
	38	30	1.88	0	PCT	25	P2	AV2	.00		TEC	TEH	.610	NBAZC	37	H
	38	30	1.95	0	PCT	25	P2	AV3	.00		TEC	TEH	.610	NBAZC	37	H
	41	30	1.50	0	PCT	22	P2	AV2	.00		TEC	TEH	.610	NBAZC	37	H
	41	30	1.14	0	PCT	18	P2	AV3	.00		TEC	TEH	.610	NBAZC	37	H
	45	30	1.75	0	PCT	24	P2	AV2	.00		TEC	TEH	.610	NBAZC	37	H
	45	30	3.67	0	PCT	35	P2	AV3	.00		TEC	TEH	.610	NBAZC	37	H
	45	30	1.39	0	PCT	21	P2	AV4	.00		TEC	TEH	.610	NBAZC	37	H
	41	31	2.47	0	PCT	28	P2	AV1	.00		TEC	TEH	.610	NBAZC	35	H
	41	31	3.93	0	PCT	34	P2	AV2	.00		TEC	TEH	.610	NBAZC	35	H
	41	31	2.75	0	PCT	29	P2	AV3	.00		TEC	TEH	.610	NBAZC	35	H
	41	31	1.13	0	PCT	18	P2	AV4	.00		TEC	TEH	.610	NBAZC	35	H
	43	33	.80	0	PCT	15	P2	AV1	.00		TEC	TEH	.610	NBAZC	35	H
	43	33	1.47	0	PCT	21	P2	AV2	.00		TEC	TEH	.610	NBAZC	35	H
	36	34	2.21	0	PCT	27	P2	AV3	.00		TEC	TEH	.610	NBAZC	33	H
	38	34	1.07	0	PCT	18	P2	AV2	.00		TEC	TEH	.610	NBAZC	33	H
	41	34	2.35	0	PCT	28	P2	AV2	.00		TEC	TEH	.610	NBAZC	37	H
	41	34	2.52	0	PCT	29	P2	AV3	.00		TEC	TEH	.610	NBAZC	37	H
	46	34	2.04	0	PCT	26	P2	AV2	.00		TEC	TEH	.610	NBAZC	37	H
	46	34	2.00	0	PCT	26	P2	AV3	.00		TEC	TEH	.610	NBAZC	37	H
	46	34	1.28	0	PCT	20	P2	AV4	.00		TEC	TEH	.610	NBAZC	37	H
	41	35	.90	0	PCT	16	P2	AV1	.00		TEC	TEH	.610	NBAZC	35	H
	41	35	1.10	0	PCT	18	P2	AV2	.00		TEC	TEH	.610	NBAZC	35	H
	41	36	1.92	0	PCT	25	P2	AV2	.00		TEC	TEH	.610	NBAZC	33	H
	41	36	1.65	0	PCT	23	P2	AV3	.00		TEC	TEH	.610	NBAZC	33	H
	41	36	.68	0	PCT	13	P2	AV4	.00		TEC	TEH	.610	NBAZC	33	H
	42	36	.80	0	PCT	15	P2	AV2	.00		TEC	TEH	.610	NBAZC	33	H
	42	36	3.05	0	PCT	32	P2	AV3	.00		TEC	TEH	.610	NBAZC	33	H
	42	36	1.13	0	PCT	18	P2	AV4	.00		TEC	TEH	.610	NBAZC	33	H
	41	38	3.09	0	PCT	32	P2	AV2	.00		TEC	TEH	.610	NBAZC	33	H
	41	38	1.67	0	PCT	23	P2	AV3	.00		TEC	TEH	.610	NBAZC	33	H
	38	39	1.14	0	PCT	18	P2	AV2	.00		TEC	TEH	.610	NBAZC	31	H
	38	39	1.59	0	PCT	21	P2	AV3	.00		TEC	TEH	.610	NBAZC	31	H
	42	39	1.71	0	PCT	22	P2	AV2	.00		TEC	TEH	.610	NBAZC	31	H
	42	39	2.83	0	PCT	29	P2	AV3	.00		TEC	TEH	.610	NBAZC	31	H
	41	41	1.05	0	PCT	17	P2	AV3	.00		TEC	TEH	.610	NBAZC	31	H
	41	41	.98	0	PCT	16	P2	AV4	.00		TEC	TEH	.610	NBAZC	31	H
	43	41	1.92	0	PCT	24	P2	AV1	.00		TEC	TEH	.610	NBAZC	31	H
	43	41	6.67	0	PCT	41	P2	AV2	.03		TEC	TEH	.610	NBAZC	31	H
	43	41	4.44	0	PCT	35	P2	AV3	.00		TEC	TEH	.610	NBAZC	31	H
	49	41	.65	0	PCT	12	P2	AV1	.00		TEC	TEH	.610	NBAZC	31	H
	28	42	1.43	0	PCT	22	P2	AV3	-.18		TEC	TEH	.610	NBAZC	29	H
	28	42	.91	0	PCT	17	P2	AV4	-.18		TEC	TEH	.610	NBAZC	29	H
	38	42	.87	0	PCT	16	P2	AV1	.00		TEC	TEH	.610	NBAZC	33	H
	41	44	.74	0	PCT	13	P2	AV2	.00		TEC	TEH	.610	NBAZC	33	H
	47	44	1.04	0	PCT	18	P2	AV1	-.16		TEC	TEH	.610	NBAZC	33	H
INSPDATE	ROW	COL	VOLTS	DEG	IND	PER	CHN	LOCN	INCH1	INCH2	BEGT	ENDT	PDIA	PTYPE	CAL	L

INSPDATE	ROW	COL	VOLTS	DEG	IND	PER	CHN	LOCN	INCH1	INCH2	BEGT	ENDT	PDIA	PTYPE	CAL	L
	41	49	1.74	0	PCT	23	P2	AV1	.03		TEC	TEH	.610	NBAZC	31	H
	41	50	.87	0	PCT	16	P2	AV1	-.16		TEC	TEH	.610	NBAZC	29	H
	41	50	1.06	0	PCT	18	P2	AV2	.00		TEC	TEH	.610	NBAZC	29	H
	41	50	2.97	0	PCT	32	P2	AV3	-.18		TEC	TEH	.610	NBAZC	29	H
	44	50	1.07	0	PCT	18	P2	AV1	.00		TEC	TEH	.610	NBAZC	33	H
	44	50	.74	0	PCT	14	P2	AV2	.00		TEC	TEH	.610	NBAZC	33	H
	44	52	1.08	0	PCT	18	P2	AV2	.00		TEC	TEH	.610	NBAZC	33	H
	44	52	.93	0	PCT	16	P2	AV3	.00		TEC	TEH	.610	NBAZC	33	H
	45	52	1.04	0	PCT	18	P2	AV1	.00		TEC	TEH	.610	NBAZC	33	H
	45	52	2.10	0	PCT	27	P2	AV3	.00		TEC	TEH	.610	NBAZC	33	H
	46	52	1.81	0	PCT	25	P2	AV3	.00		TEC	TEH	.610	NBAZC	33	H
	46	52	4.60	0	PCT	39	P2	AV4	.00		TEC	TEH	.610	NBAZC	33	H
	45	53	1.01	0	PCT	16	P2	AV1	.00		TEC	TEH	.610	NBAZC	31	H
	45	53	1.25	0	PCT	19	P2	AV3	.00		TEC	TEH	.610	NBAZC	31	H
	35	54	1.38	0	PCT	21	P2	AV1	.00		TEC	TEH	.610	NBAZC	29	H
	43	54	1.14	0	PCT	19	P2	AV2	.00		TEC	TEH	.610	NBAZC	33	H
	43	54	1.76	0	PCT	24	P2	AV3	.00		TEC	TEH	.610	NBAZC	33	H
	44	54	.78	0	PCT	14	P2	AV3	.00		TEC	TEH	.610	NBAZC	33	H
	43	55	1.00	0	PCT	16	P2	AV2	.00		TEC	TEH	.610	NBAZC	31	H
	45	55	2.17	0	PCT	25	P2	AV1	.00		TEC	TEH	.610	NBAZC	31	H
	45	55	2.75	0	PCT	29	P2	AV2	.00		TEC	TEH	.610	NBAZC	31	H
	45	55	1.73	0	PCT	22	P2	AV3	.00		TEC	TEH	.610	NBAZC	31	H
	46	55	.74	0	PCT	13	P2	AV3	.00		TEC	TEH	.610	NBAZC	31	H
	34	56	1.53	0	PCT	23	P2	AV1	.00		TEC	TEH	.610	NBAZC	29	H
	35	56	1.05	0	PCT	18	P2	AV2	.00		TEC	TEH	.610	NBAZC	29	H
	36	56	1.16	0	PCT	19	P2	AV2	.00		TEC	TEH	.610	NBAZC	29	H
	38	56	1.66	0	PCT	24	P2	AV3	.00		TEC	TEH	.610	NBAZC	29	H
	41	56	.82	0	PCT	16	P2	AV1	-.19		TEC	TEH	.610	NBAZC	29	H
	43	56	4.85	0	PCT	37	P2	AV1	.00		TEC	TEH	.610	NBAZC	31	H
	43	56	2.30	0	PCT	26	P2	AV4	.00		TEC	TEH	.610	NBAZC	31	H
	48	56	1.31	0	PCT	19	P2	AV1	.23		TEC	TEH	.610	NBAZC	31	H
	30	60	3.00	0	PCT	30	P2	AV1	.00		TEC	TEH	.610	NBAZC	51	H
	30	60	2.67	0	PCT	28	P2	AV2	.00		TEC	TEH	.610	NBAZC	51	H
	30	60	1.87	0	PCT	23	P2	AV3	.00		TEC	TEH	.610	NBAZC	51	H
	38	60	2.66	0	PCT	28	P2	AV1	.19		TEC	TEH	.610	NBAZC	51	H
	38	60	2.40	0	PCT	26	P2	AV2	-.21		TEC	TEH	.610	NBAZC	51	H
	38	60	1.92	0	PCT	24	P2	AV3	-.18		TEC	TEH	.610	NBAZC	51	H
	38	60	1.14	0	PCT	17	P2	AV4	-.22		TEC	TEH	.610	NBAZC	51	H
	45	61	1.27	0	PCT	18	P2	AV2	.00		TEC	TEH	.610	NBAZC	53	H
	45	61	1.68	0	PCT	22	P2	AV3	-.08		TEC	TEH	.610	NBAZC	53	H
	45	61	1.09	0	PCT	16	P2	AV4	.00		TEC	TEH	.610	NBAZC	53	H
	30	62	1.04	0	PCT	16	P2	AV2	.00		TEC	TEH	.610	NBAZC	51	H
	38	66	3.30	0	PCT	31	P2	AV2	.00		TEC	TEH	.610	NBAZC	51	H
	38	66	1.74	0	PCT	22	P2	AV3	-.13		TEC	TEH	.610	NBAZC	51	H
	47	66	1.36	0	PCT	19	P2	AV1	.13		TEC	TEH	.610	NBAZC	51	H
INSPDATE	ROW	COL	VOLTS	DEG	IND	PER	CHN	LOCN	INCH1	INCH2	BEGT	ENDT	PDIA	PTYPE	CAL	L

INSPDATE	ROW	COL	VOLTS	DEG	IND	PER	CHN	LOCN	INCH1	INCH2	BEGT	ENDT	PDIA	PTYPE	CAL	L
	38	68	1.95	0	PCT	24	P2	AV2	.00		TEC	TEH	.610	NBAZC	51	H
	38	71	1.04	0	PCT	17	P2	AV2	.00		TEC	TEH	.610	NBAZC	61	H
	38	71	1.39	0	PCT	20	P2	AV3	.00		TEC	TEH	.610	NBAZC	61	H
	41	71	1.97	0	PCT	24	P2	AV2	.00		TEC	TEH	.610	NBAZC	55	H
	33	72	1.10	0	PCT	17	P2	AV2	.00		TEC	TEH	.610	NBAZC	59	H
	33	72	2.36	0	PCT	26	P2	AV3	.00		TEC	TEH	.610	NBAZC	59	H
	38	72	1.12	0	PCT	17	P2	AV2	.00		TEC	TEH	.610	NBAZC	59	H
	38	72	1.96	0	PCT	24	P2	AV3	.00		TEC	TEH	.610	NBAZC	59	H
	40	73	2.73	0	PCT	28	P2	AV3	.00		TEC	TEH	.610	NBAZC	59	H
	37	77	1.42	0	PCT	20	P2	AV2	.00		TEC	TEH	.610	NBAZC	59	H
	37	77	2.80	0	PCT	29	P2	AV3	.00		TEC	TEH	.610	NBAZC	59	H
	40	77	2.39	0	PCT	27	P2	AV2	.00		TEC	TEH	.610	NBAZC	59	H
	40	77	2.21	0	PCT	26	P2	AV3	.00		TEC	TEH	.610	NBAZC	59	H
	36	78	1.88	0	PCT	23	P2	AV2	-.03		TEC	TEH	.610	NBAZC	63	H
	43	78	1.06	0	PCT	17	P2	AV2	.00		TEC	TEH	.610	NBAZC	59	H
	43	78	1.91	0	PCT	24	P2	AV3	.00		TEC	TEH	.610	NBAZC	59	H
	42	79	.88	0	PCT	15	P2	AV3	.00		TEC	TEH	.610	NBAZC	61	H
	42	79	.71	0	PCT	13	P2	AV4	.00		TEC	TEH	.610	NBAZC	61	H
	42	80	1.53	0	PCT	20	P2	AV2	.00		TEC	TEH	.610	NBAZC	63	H
	42	80	2.95	0	PCT	29	P2	AV3	.00		TEC	TEH	.610	NBAZC	63	H
	42	80	1.43	0	PCT	20	P2	AV4	.00		TEC	TEH	.610	NBAZC	63	H
	43	80	1.56	0	PCT	21	P2	AV2	.00		TEC	TEH	.610	NBAZC	63	H
	40	81	1.23	0	PCT	18	P2	AV1	.03		TEC	TEH	.610	NBAZC	65	H
	40	81	3.58	0	PCT	34	P2	AV2	.00		TEC	TEH	.610	NBAZC	65	H
	40	81	1.58	0	PCT	22	P2	AV3	.03		TEC	TEH	.610	NBAZC	65	H
	42	81	1.12	0	PCT	17	P2	AV1	.00		TEC	TEH	.610	NBAZC	65	H
	42	81	3.61	0	PCT	34	P2	AV2	.00		TEC	TEH	.610	NBAZC	65	H
	42	81	2.44	0	PCT	28	P2	AV3	.00		TEC	TEH	.610	NBAZC	65	H
	42	81	1.21	0	PCT	18	P2	AV4	-.08		TEC	TEH	.610	NBAZC	65	H
	41	82	1.86	0	PCT	23	P2	AV2	.00		TEC	TEH	.610	NBAZC	63	H
	42	82	3.31	0	PCT	31	P2	AV2	.00		TEC	TEH	.610	NBAZC	63	H
	42	82	2.25	0	PCT	25	P2	AV3	.00		TEC	TEH	.610	NBAZC	63	H
	40	83	.85	0	PCT	14	P2	AV1	.00		TEC	TEH	.610	NBAZC	65	H
	40	83	3.76	0	PCT	35	P2	AV2	-.17		TEC	TEH	.610	NBAZC	65	H
	40	83	4.28	0	PCT	37	P2	AV3	.00		TEC	TEH	.610	NBAZC	65	H
	41	83	.97	0	PCT	16	P2	AV1	.03		TEC	TEH	.610	NBAZC	65	H
	41	83	.89	0	PCT	15	P2	AV2	-.42		TEC	TEH	.610	NBAZC	65	H
	41	83	.84	0	PCT	14	P2	AV3	.08		TEC	TEH	.610	NBAZC	65	H
	42	83	.74	0	PCT	13	P2	AV2	.00		TEC	TEH	.610	NBAZC	65	H
	42	83	1.44	0	PCT	20	P2	AV3	.00		TEC	TEH	.610	NBAZC	65	H
	38	84	1.13	0	PCT	17	P2	AV3	-.15		TEC	TEH	.610	NBAZC	63	H
	43	84	2.10	0	PCT	24	P2	AV2	.00		TEC	TEH	.610	NBAZC	63	H
	43	84	3.17	0	PCT	30	P2	AV3	.00		TEC	TEH	.610	NBAZC	63	H
	33	85	.84	0	PCT	14	P2	AV3	.00		TEC	TEH	.610	NBAZC	65	H
	40	85	2.41	0	PCT	28	P2	AV2	.05		TEC	TEH	.610	NBAZC	65	H
	40	85	1.46	0	PCT	21	P2	AV3	.00		TEC	TEH	.610	NBAZC	65	H
	45	85	.80	0	PCT	14	P2	AV2	.06		TEC	TEH	.610	NBAZC	65	H
	45	85	2.02	0	PCT	25	P2	AV3	.00		TEC	TEH	.610	NBAZC	65	H
INSPDATE	ROW	COL	VOLTS	DEG	IND	PER	CHN	LOCN	INCH1	INCH2	BEGT	ENDT	PDIA	PTYPE	CAL	L

INSPDATE	ROW	COL	VOLTS	DEG	IND	PER	CHN	LOCN	INCH1	INCH2	BEGT	ENDT	PDIA	PTYPE	CAL	L
	36	86	2.38	0	PCT	26	P2	AV2	.00		TEC	TEH	.610	NBAZC	63	H
	36	86	3.36	0	PCT	31	P2	AV3	.00		TEC	TEH	.610	NBAZC	63	H
	36	86	2.41	0	PCT	26	P2	AV4	.00		TEC	TEH	.610	NBAZC	63	H
	37	87	.72	0	PCT	13	P2	AV1	-.22		TEC	TEH	.610	NBAZC	65	H
	37	87	1.36	0	PCT	20	P2	AV2	.00		TEC	TEH	.610	NBAZC	65	H
	37	87	1.53	0	PCT	21	P2	AV3	-.14		TEC	TEH	.610	NBAZC	65	H
	37	87	.56	0	PCT	10	P2	AV4	.50		TEC	TEH	.610	NBAZC	65	H
	40	88	2.07	0	PCT	24	P2	AV2	.00		TEC	TEH	.610	NBAZC	63	H
	40	88	3.72	0	PCT	33	P2	AV3	.00		TEC	TEH	.610	NBAZC	63	H
	41	88	.91	0	PCT	15	P2	AV1	.05		TEC	TEH	.610	NBAZC	63	H
	41	88	1.57	0	PCT	21	P2	AV2	.00		TEC	TEH	.610	NBAZC	63	H
	41	88	1.40	0	PCT	19	P2	AV3	.00		TEC	TEH	.610	NBAZC	63	H
	32	89	1.00	0	PCT	17	P2	AV2	.05		TEC	TEH	.610	NBAZC	69	H
	36	89	1.44	0	PCT	21	P2	AV3	.05		TEC	TEH	.610	NBAZC	69	H
	37	89	.75	0	PCT	14	P2	AV3	-.03		TEC	TEH	.610	NBAZC	69	H
	46	89	.68	0	PCT	12	P2	AV4	.00		TEC	TEH	.610	NBAZC	65	H
	36	90	3.06	0	PCT	30	P2	AV2	.00		TEC	TEH	.610	NBAZC	67	H
	36	90	4.58	0	PCT	36	P2	AV3	.00		TEC	TEH	.610	NBAZC	67	H
	36	90	1.50	0	PCT	21	P2	AV4	.00		TEC	TEH	.610	NBAZC	67	H
	42	90	1.93	0	PCT	23	P2	AV1	.00		TEC	TEH	.610	NBAZC	63	H
	42	90	3.97	0	PCT	33	P2	AV2	.00		TEC	TEH	.610	NBAZC	63	H
	42	90	5.49	0	PCT	38	P2	AV3	.00		TEC	TEH	.610	NBAZC	63	H
	42	90	1.59	0	PCT	21	P2	AV4	.00		TEC	TEH	.610	NBAZC	63	H
	38	91	1.07	0	PCT	18	P2	AV2	.00		TEC	TEH	.610	NBAZC	69	H
	38	91	.90	0	PCT	15	P2	AV3	.00		TEC	TEH	.610	NBAZC	69	H
	40	91	1.13	0	PCT	18	P2	AV3	.00		TEC	TEH	.610	NBAZC	69	H
	40	91	.81	0	PCT	15	P2	AV4	.00		TEC	TEH	.610	NBAZC	69	H
	43	91	.80	0	PCT	14	P2	AV4	.00		TEC	TEH	.610	NBAZC	65	H
	33	92	1.51	0	PCT	21	P2	AV3	.00		TEC	TEH	.610	NBAZC	67	H
	40	92	2.91	0	PCT	29	P2	AV2	.00		TEC	TEH	.610	NBAZC	67	H
	40	92	5.10	0	PCT	37	P2	AV3	.00		TEC	TEH	.610	NBAZC	67	H
	40	92	1.41	0	PCT	20	P2	AV4	.00		TEC	TEH	.610	NBAZC	67	H
	41	92	2.34	0	PCT	26	P2	AV2	.00		TEC	TEH	.610	NBAZC	63	H
	41	92	2.32	0	PCT	26	P2	AV3	.00		TEC	TEH	.610	NBAZC	63	H
	41	92	1.71	0	PCT	22	P2	AV4	.00		TEC	TEH	.610	NBAZC	63	H
	36	93	1.09	0	PCT	18	P2	AV2	.00		TEC	TEH	.610	NBAZC	69	H
	36	93	.65	0	PCT	12	P2	AV3	.27		TEC	TEH	.610	NBAZC	69	H
	37	93	.69	0	PCT	13	P2	AV2	.14		TEC	TEH	.610	NBAZC	69	H
	37	93	.83	0	PCT	15	P2	AV3	.00		TEC	TEH	.610	NBAZC	69	H
	40	94	1.10	0	PCT	18	P2	AV2	.00		TEC	TEH	.610	NBAZC	67	H
	40	94	1.91	0	PCT	24	P2	AV3	.00		TEC	TEH	.610	NBAZC	67	H
	41	94	1.63	0	PCT	21	P2	AV3	.00		TEC	TEH	.610	NBAZC	63	H
	42	94	1.13	0	PCT	17	P2	AV4	.09		TEC	TEH	.610	NBAZC	63	H
	36	95	.81	0	PCT	15	P2	AV3	-.17		TEC	TEH	.610	NBAZC	69	H
	38	95	1.06	0	PCT	17	P2	AV2	.00		TEC	TEH	.610	NBAZC	69	H
	38	95	1.23	0	PCT	19	P2	AV3	.00		TEC	TEH	.610	NBAZC	69	H
	40	95	2.74	0	PCT	30	P2	AV2	.00		TEC	TEH	.610	NBAZC	69	H
	40	95	1.51	0	PCT	22	P2	AV3	.00		TEC	TEH	.610	NBAZC	69	H
INSPDATE	ROW	COL	VOLTS	DEG	IND	PER	CHN	LOCN	INCH1	INCH2	BEGT	ENDT	PDIA	PTYPE	CAL	L

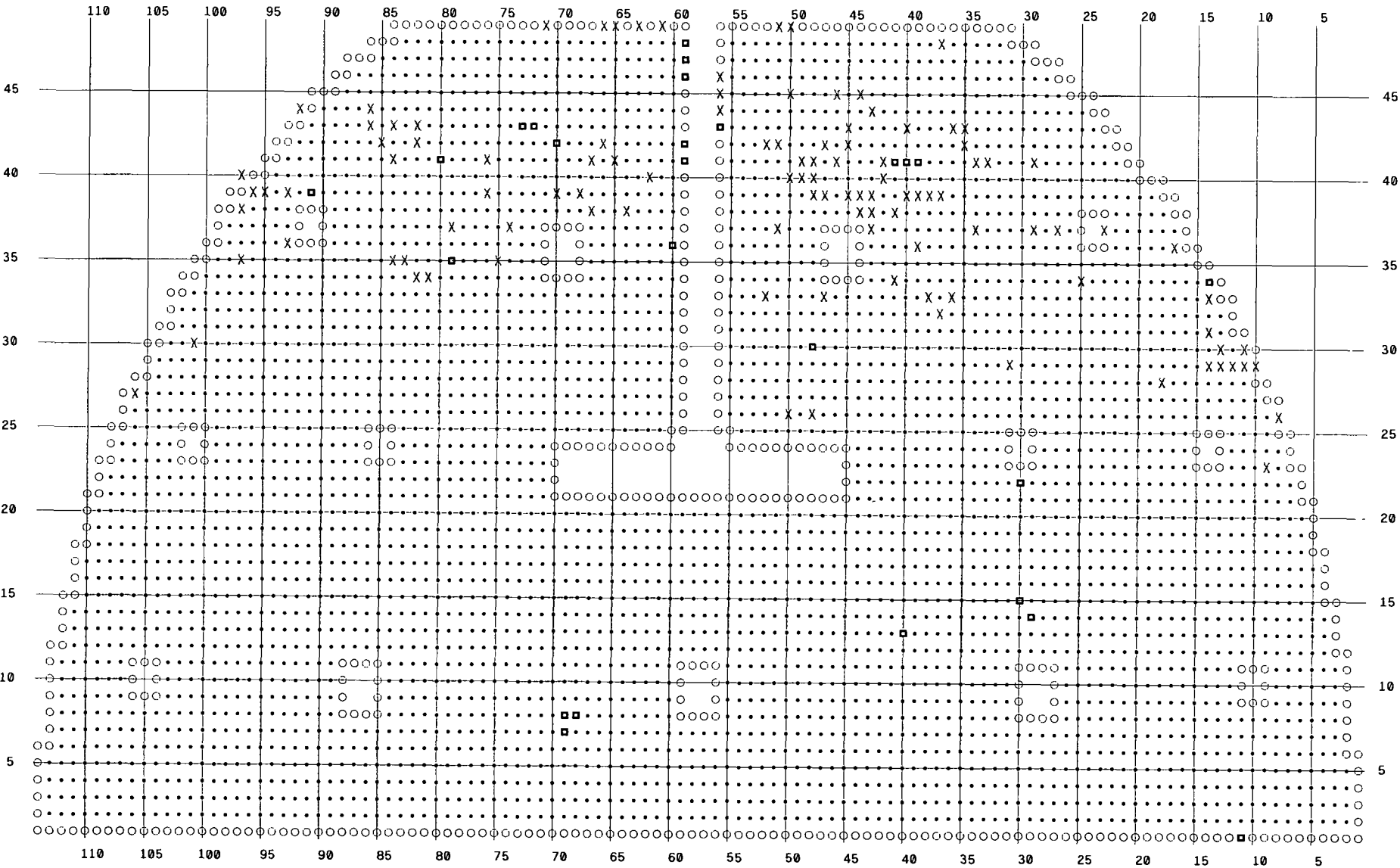
INSPDATE	ROW	COL	VOLTS	DEG	IND	PER	CHN	LOCN	INCH1	INCH2	BEGT	ENDT	PDIA	PTYPE	CAL	L
	40	95	.83	0	PCT	15	P2	AV4	.00		TEC	TEH	.610	NBAZC	69	H
	36	96	1.33	0	PCT	20	P2	AV2	.00		TEC	TEH	.610	NBAZC	67	H
	36	96	1.38	0	PCT	20	P2	AV3	.00		TEC	TEH	.610	NBAZC	67	H
	40	97	.74	0	PCT	13	P2	AV3	.00		TEC	TEH	.610	NBAZC	69	H
	40	97	1.50	0	PCT	22	P2	AV4	.00		TEC	TEH	.610	NBAZC	69	H
	32	99	.98	0	PCT	17	P2	AV3	.00		TEC	TEH	.610	NBAZC	69	H
	36	99	.78	0	PCT	14	P2	AV1	.18		TEC	TEH	.610	NBAZC	69	H
	36	99	1.32	0	PCT	20	P2	AV2	.00		TEC	TEH	.610	NBAZC	69	H
	36	99	3.25	0	PCT	33	P2	AV3	.00		TEC	TEH	.610	NBAZC	69	H
	36	99	1.17	0	PCT	19	P2	AV4	.10		TEC	TEH	.610	NBAZC	69	H
	34	100	1.54	0	PCT	21	P2	AV3	.00		TEC	TEH	.610	NBAZC	67	H
	31	101	1.13	0	PCT	18	P2	AV3	.00		TEC	TEH	.610	NBAZC	69	H
	34	101	.71	0	PCT	13	P2	AV2	.19		TEC	TEH	.610	NBAZC	69	H
	34	101	1.96	0	PCT	25	P2	AV3	.00		TEC	TEH	.610	NBAZC	69	H
	31	102	.86	0	PCT	15	P2	AV2	.00		TEC	TEH	.610	NBAZC	67	H
	31	102	1.58	0	PCT	22	P2	AV3	.00		TEC	TEH	.610	NBAZC	67	H
	27	103	.67	0	PCT	13	P2	AV2	.00		TEC	TEH	.610	NBAZC	69	H
INSPDATE	ROW	COL	VOLTS	DEG	IND	PER	CHN	LOCN	INCH1	INCH2	BEGT	ENDT	PDIA	PTYPE	CAL	L

SG - D ANTIVIBRATION BAR WEAR INDICATIONS DISTRIBUTION MAP

Braidwood A2R15 CDE D5

X 111 ANTIVIBRATION BAR WEAR INDICATION

■ 26 PLUGGED TUBE



INSPDATE	ROW	COL	VOLTS	DEG	IND	PER	CHN	LOCN	INCH1	INCH2	BEGT	ENDT	PDIA	PTYPE	CAL	L
	26	8	1.59	0	PCT	23	P2	AV1	.00		TEC	TEH	.610	NBAZC	37	H
	26	8	1.21	0	PCT	20	P2	AV4	.00		TEC	TEH	.610	NBAZC	37	H
	23	9	1.12	0	PCT	17	P2	AV4	.00		TEC	TEH	.610	NBAZC	39	H
	29	10	1.52	0	PCT	23	P2	AV2	.00		TEC	TEH	.610	NBAZC	37	H
	29	10	2.05	0	PCT	27	P2	AV3	.00		TEC	TEH	.610	NBAZC	37	H
	29	11	2.18	0	PCT	26	P2	AV2	.16		TEC	TEH	.610	NBAZC	39	H
	29	11	1.59	0	PCT	22	P2	AV3	.03		TEC	TEH	.610	NBAZC	39	H
	30	11	2.99	0	PCT	32	P2	AV2	.00		TEC	TEH	.610	NBAZC	39	H
	30	11	1.26	0	PCT	18	P2	AV3	.00		TEC	TEH	.610	NBAZC	39	H
	30	11	1.21	0	PCT	18	P2	AV4	-.12		TEC	TEH	.610	NBAZC	39	H
	29	12	1.03	0	PCT	18	P2	AV4	-.03		TEC	TEH	.610	NBAZC	37	H
	29	13	.94	0	PCT	15	P2	AV2	.03		TEC	TEH	.610	NBAZC	39	H
	30	13	1.17	0	PCT	17	P2	AV2	-.24		TEC	TEH	.610	NBAZC	39	H
	30	13	1.27	0	PCT	19	P2	AV3	.00		TEC	TEH	.610	NBAZC	39	H
	29	14	1.25	0	PCT	20	P2	AV2	.00		TEC	TEH	.610	NBAZC	37	H
	29	14	1.34	0	PCT	21	P2	AV3	.00		TEC	TEH	.610	NBAZC	37	H
	31	14	.83	0	PCT	16	P2	AV1	.00		TEC	TEH	.610	NBAZC	37	H
	33	14	.90	0	PCT	17	P2	AV2	.11		TEC	TEH	.610	NBAZC	37	H
	33	14	.76	0	PCT	15	P2	AV3	-.32		TEC	TEH	.610	NBAZC	37	H
	36	17	1.40	0	PCT	22	P2	AV2	.00		TEC	TEH	.610	NBAZC	37	H
	28	18	.80	0	PCT	15	P2	AV3	.00		TEC	TEH	.610	NBAZC	37	H
	37	23	1.04	0	PCT	18	P2	AV2	-.05		TEC	TEH	.610	NBAZC	43	H
	34	25	1.18	0	PCT	20	P2	AV2	.05		TEC	TEH	.610	NBAZC	43	H
	34	25	1.52	0	PCT	23	P2	AV3	-.08		TEC	TEH	.610	NBAZC	43	H
	37	27	.96	0	PCT	17	P2	AV1	.08		TEC	TEH	.610	NBAZC	43	H
	37	27	1.04	0	PCT	18	P2	AV3	-.03		TEC	TEH	.610	NBAZC	43	H
	37	29	.86	0	PCT	15	P2	AV3	.00		TEC	TEH	.610	NBAZC	51	H
	41	29	1.59	0	PCT	23	P2	AV3	.00		TEC	TEH	.610	NBAZC	51	H
	29	31	1.89	0	PCT	25	P2	AV3	.00		TEC	TEH	.610	NBAZC	51	H
	29	31	2.58	0	PCT	30	P2	AV4	.00		TEC	TEH	.610	NBAZC	51	H
	41	33	2.40	0	PCT	29	P2	AV2	.00		TEC	TEH	.610	NBAZC	51	H
	41	33	.94	0	PCT	16	P2	AV3	.00		TEC	TEH	.610	NBAZC	51	H
	37	34	1.49	0	PCT	21	P2	AV2	.05		TEC	TEH	.610	NBAZC	49	H
	37	34	1.21	0	PCT	19	P2	AV3	-.11		TEC	TEH	.610	NBAZC	49	H
	41	34	1.15	0	PCT	18	P2	AV3	-.05		TEC	TEH	.610	NBAZC	49	H
	42	35	2.31	0	PCT	28	P2	AV2	.00		TEC	TEH	.610	NBAZC	51	H
	42	35	1.21	0	PCT	19	P2	AV3	.00		TEC	TEH	.610	NBAZC	51	H
	42	35	1.09	0	PCT	18	P2	AV4	.00		TEC	TEH	.610	NBAZC	51	H
	43	35	1.14	0	PCT	18	P2	AV4	.00		TEC	TEH	.610	NBAZC	51	H
	33	36	.94	0	PCT	16	P2	AV3	.00		TEC	TEH	.610	NBAZC	55	H
	43	36	1.96	0	PCT	25	P2	AV1	.00		TEC	TEH	.610	NBAZC	53	H
	43	36	3.50	0	PCT	34	P2	AV3	.03		TEC	TEH	.610	NBAZC	53	H
	32	37	1.18	0	PCT	19	P2	AV3	-.19		TEC	TEH	.610	NBAZC	53	H
	39	37	.87	0	PCT	15	P2	AV3	-.11		TEC	TEH	.610	NBAZC	53	H

INSPDATE	ROW	COL	VOLTS	DEG	IND	PER	CHN	LOCN	INCH1	INCH2	BEGT	ENDT	PDIA	PTYPE	CAL	L
	48	37	.81	0	PCT	14	P2	AV3	.00		TEC	TEH	.610	NBAZC	55	H
	33	38	1.19	0	PCT	19	P2	AV3	.00		TEC	TEH	.610	NBAZC	55	H
	39	38	1.31	0	PCT	20	P2	AV3	.00		TEC	TEH	.610	NBAZC	55	H
	36	39	3.77	0	PCT	35	P2	AV2	.00		TEC	TEH	.610	NBAZC	53	H
	36	39	1.98	0	PCT	26	P2	AV3	.00		TEC	TEH	.610	NBAZC	53	H
	39	39	1.99	0	PCT	26	P2	AV2	.00		TEC	TEH	.610	NBAZC	53	H
	39	40	1.18	0	PCT	18	P2	AV3	.00		TEC	TEH	.610	NBAZC	55	H
	43	40	1.52	0	PCT	22	P2	AV1	.25		TEC	TEH	.610	NBAZC	53	H
	43	40	1.61	0	PCT	23	P2	AV2	.17		TEC	TEH	.610	NBAZC	53	H
	43	40	1.75	0	PCT	24	P2	AV3	-.08		TEC	TEH	.610	NBAZC	53	H
	43	40	1.05	0	PCT	18	P2	AV4	.00		TEC	TEH	.610	NBAZC	53	H
	34	41	.95	0	PCT	16	P2	AV2	.06		TEC	TEH	.610	NBAZC	53	H
	38	41	1.07	0	PCT	18	P2	AV2	-.03		TEC	TEH	.610	NBAZC	53	H
	38	41	.85	0	PCT	15	P2	AV3	.00		TEC	TEH	.610	NBAZC	53	H
	40	42	1.02	0	PCT	17	P2	AV2	.00		TEC	TEH	.610	NBAZC	55	H
	41	42	1.57	0	PCT	22	P2	AV2	.00		TEC	TEH	.610	NBAZC	55	H
	41	42	1.01	0	PCT	17	P2	AV3	.00		TEC	TEH	.610	NBAZC	55	H
	37	43	1.19	0	PCT	19	P2	AV2	-.06		TEC	TEH	.610	NBAZC	53	H
	38	43	1.40	0	PCT	21	P2	AV2	-.08		TEC	TEH	.610	NBAZC	53	H
	38	43	.81	0	PCT	15	P2	AV3	-.08		TEC	TEH	.610	NBAZC	53	H
	39	43	1.07	0	PCT	18	P2	AV1	-.28		TEC	TEH	.610	NBAZC	53	H
	39	43	1.18	0	PCT	19	P2	AV3	-.20		TEC	TEH	.610	NBAZC	53	H
	44	43	.94	0	PCT	16	P2	AV2	.00		TEC	TEH	.610	NBAZC	55	H
	38	44	1.98	0	PCT	26	P2	AV2	.00		TEC	TEH	.610	NBAZC	55	H
	38	44	1.71	0	PCT	23	P2	AV3	.00		TEC	TEH	.610	NBAZC	55	H
	39	44	1.07	0	PCT	17	P2	AV3	.00		TEC	TEH	.610	NBAZC	55	H
	45	44	1.19	0	PCT	19	P2	AV2	.00		TEC	TEH	.610	NBAZC	53	H
	45	44	1.91	0	PCT	25	P2	AV3	-.06		TEC	TEH	.610	NBAZC	53	H
	45	44	1.00	0	PCT	17	P2	AV4	.00		TEC	TEH	.610	NBAZC	53	H
	39	45	.91	0	PCT	16	P2	AV2	.00		TEC	TEH	.610	NBAZC	53	H
	39	45	2.05	0	PCT	26	P2	AV3	.00		TEC	TEH	.610	NBAZC	53	H
	42	45	1.43	0	PCT	21	P2	AV4	.03		TEC	TEH	.610	NBAZC	53	H
	43	45	1.40	0	PCT	21	P2	AV2	.00		TEC	TEH	.610	NBAZC	55	H
	41	46	1.13	0	PCT	19	P2	AV2	.03		TEC	TEH	.610	NBAZC	57	H
	41	46	2.11	0	PCT	27	P2	AV3	-.16		TEC	TEH	.610	NBAZC	57	H
	45	46	1.85	0	PCT	25	P2	AV3	.00		TEC	TEH	.610	NBAZC	57	H
	45	46	1.11	0	PCT	19	P2	AV4	-.13		TEC	TEH	.610	NBAZC	57	H
	33	47	1.00	0	PCT	17	P2	AV2	.00		TEC	TEH	.610	NBAZC	59	H
	39	47	1.05	0	PCT	17	P2	AV1	.00		TEC	TEH	.610	NBAZC	59	H
	39	47	1.95	0	PCT	26	P2	AV2	.00		TEC	TEH	.610	NBAZC	59	H
	39	47	2.47	0	PCT	30	P2	AV3	.00		TEC	TEH	.610	NBAZC	59	H
	42	47	2.55	0	PCT	30	P2	AV3	.00		TEC	TEH	.610	NBAZC	59	H
	26	48	1.96	0	PCT	26	P2	AV2	.21		TEC	TEH	.610	NBAZC	57	H
	39	48	.95	0	PCT	17	P2	AV2	.17		TEC	TEH	.610	NBAZC	57	H
	39	48	1.08	0	PCT	19	P2	AV3	-.08		TEC	TEH	.610	NBAZC	57	H

INSPDATE	ROW	COL	VOLTS	DEG	IND	PER	CHN	LOCN	INCH1	INCH2	BEGT	ENDT	PDIA	PTYPE	CAL	L
	40	48	1.51	0	PCT	23	P2	AV2	.00		TEC	TEH	.610	NBAZC	57	H
	40	48	2.65	0	PCT	31	P2	AV3	-.06		TEC	TEH	.610	NBAZC	57	H
	41	48	3.36	0	PCT	34	P2	AV2	.28		TEC	TEH	.610	NBAZC	57	H
	41	48	1.30	0	PCT	21	P2	AV3	.00		TEC	TEH	.610	NBAZC	57	H
	40	49	1.74	0	PCT	24	P2	AV2	.00		TEC	TEH	.610	NBAZC	59	H
	40	49	.88	0	PCT	15	P2	AV3	.08		TEC	TEH	.610	NBAZC	59	H
	41	49	4.13	0	PCT	38	P2	AV2	.00		TEC	TEH	.610	NBAZC	59	H
	41	49	1.27	0	PCT	20	P2	AV3	.00		TEC	TEH	.610	NBAZC	59	H
	26	50	.70	0	PCT	14	P2	AV2	.19		TEC	TEH	.610	NBAZC	57	H
	40	50	.77	0	PCT	15	P2	AV2	.00		TEC	TEH	.610	NBAZC	57	H
	45	50	1.38	0	PCT	22	P2	AV1	.00		TEC	TEH	.610	NBAZC	57	H
	45	50	2.99	0	PCT	32	P2	AV2	.00		TEC	TEH	.610	NBAZC	57	H
	45	50	1.36	0	PCT	21	P2	AV3	.28		TEC	TEH	.610	NBAZC	57	H
	49	50	.75	0	PCT	15	P2	AV1	-.06		TEC	TEH	.610	NBAZC	57	H
	37	51	1.85	0	PCT	25	P2	AV2	.00		TEC	TEH	.610	NBAZC	59	H
	42	51	1.16	0	PCT	19	P2	AV1	.00		TEC	TEH	.610	NBAZC	59	H
	42	51	1.80	0	PCT	25	P2	AV2	.00		TEC	TEH	.610	NBAZC	59	H
	42	51	1.17	0	PCT	19	P2	AV3	.00		TEC	TEH	.610	NBAZC	59	H
	49	51	.89	0	PCT	15	P2	AV4	.00		TEC	TEH	.610	NBAZC	59	H
	33	52	.76	0	PCT	15	P2	AV3	.17		TEC	TEH	.610	NBAZC	57	H
	42	52	3.06	0	PCT	32	P2	AV2	.00		TEC	TEH	.610	NBAZC	57	H
	42	52	1.51	0	PCT	23	P2	AV3	.00		TEC	TEH	.610	NBAZC	57	H
	44	56	1.72	0	PCT	24	P2	AV2	.00		TEC	TEH	.610	NBAZC	57	H
	44	56	1.46	0	PCT	22	P2	AV3	.00		TEC	TEH	.610	NBAZC	57	H
	45	56	.97	0	PCT	17	P2	AV1	.00		TEC	TEH	.610	NBAZC	57	H
	45	56	2.14	0	PCT	27	P2	AV2	.00		TEC	TEH	.610	NBAZC	57	H
	45	56	3.04	0	PCT	32	P2	AV3	.00		TEC	TEH	.610	NBAZC	57	H
	46	56	1.47	0	PCT	22	P2	AV2	.00		TEC	TEH	.610	NBAZC	57	H
	46	56	1.94	0	PCT	26	P2	AV3	.08		TEC	TEH	.610	NBAZC	57	H
	49	61	1.51	0	PCT	22	P2	AV1	.00		TEC	TEH	.610	NBAZC	29	H
	40	62	1.37	0	PCT	21	P2	AV2	.00		TEC	TEH	.610	NBAZC	29	H
	40	62	.92	0	PCT	16	P2	AV3	-.10		TEC	TEH	.610	NBAZC	29	H
	49	63	.65	0	PCT	13	P2	AV4	.00		TEC	TEH	.610	NBAZC	29	H
	38	64	1.63	0	PCT	23	P2	AV2	.00		TEC	TEH	.610	NBAZC	29	H
	38	64	2.70	0	PCT	30	P2	AV3	.00		TEC	TEH	.610	NBAZC	29	H
	41	65	2.07	0	PCT	27	P2	AV3	.00		TEC	TEH	.610	NBAZC	29	H
	49	65	.82	0	PCT	15	P2	AV1	.00		TEC	TEH	.610	NBAZC	29	H
	42	66	.86	0	PCT	15	P2	AV3	.00		TEC	TEH	.610	NBAZC	29	H
	49	66	.95	0	PCT	16	P2	AV1	-.08		TEC	TEH	.610	NBAZC	31	H
	38	67	.83	0	PCT	15	P2	AV2	-.35		TEC	TEH	.610	NBAZC	31	H
	38	67	2.00	0	PCT	26	P2	AV3	-.38		TEC	TEH	.610	NBAZC	31	H
	41	67	.95	0	PCT	16	P2	AV2	.40		TEC	TEH	.610	NBAZC	31	H
	41	67	1.20	0	PCT	19	P2	AV3	.37		TEC	TEH	.610	NBAZC	31	H
	39	68	1.33	0	PCT	21	P2	AV2	.00		TEC	TEH	.610	NBAZC	29	H
	39	68	1.08	0	PCT	18	P2	AV3	.00		TEC	TEH	.610	NBAZC	29	H
INSPDATE	ROW	COL	VOLTS	DEG	IND	PER	CHN	LOCN	INCH1	INCH2	BEGT	ENDT	PDIA	PTYPE	CAL	L

INSPDATE	ROW	COL	VOLTS	DEG	IND	PER	CHN	LOCN	INCH1	INCH2	BEGT	ENDT	PDIA	PTYPE	CAL	L
	39	70	1.08	0	PCT	18	P2	AV2	.00		TEC	TEH	.610	NBAZC	29	H
	39	70	1.26	0	PCT	20	P2	AV3	.00		TEC	TEH	.610	NBAZC	29	H
	49	71	1.02	0	PCT	17	P2	AV1	-.15		TEC	TEH	.610	NBAZC	31	H
	37	74	1.36	0	PCT	20	P2	AV1	.27		TEC	TEH	.610	NBAZC	35	H
	37	74	1.33	0	PCT	19	P2	AV2	.05		TEC	TEH	.610	NBAZC	35	H
	37	74	1.41	0	PCT	20	P2	AV3	.05		TEC	TEH	.610	NBAZC	35	H
	35	75	.89	0	PCT	14	P2	AV1	.00		TEC	TEH	.610	NBAZC	33	H
	35	75	1.79	0	PCT	23	P2	AV3	.00		TEC	TEH	.610	NBAZC	33	H
	39	76	1.20	0	PCT	18	P2	AV2	-.03		TEC	TEH	.610	NBAZC	35	H
	41	76	1.22	0	PCT	19	P2	AV2	.00		TEC	TEH	.610	NBAZC	29	H
	41	76	1.03	0	PCT	18	P2	AV3	.00		TEC	TEH	.610	NBAZC	29	H
	37	79	1.03	0	PCT	17	P2	AV2	.16		TEC	TEH	.610	NBAZC	63	H
	34	81	.76	0	PCT	15	P2	AV2	-.19		TEC	TEH	.610	NBAZC	67	H
	34	81	.77	0	PCT	15	P2	AV3	.00		TEC	TEH	.610	NBAZC	67	H
	34	82	1.25	0	PCT	21	P2	AV2	.00		TEC	TEH	.610	NBAZC	65	H
	34	82	.87	0	PCT	17	P2	AV3	.00		TEC	TEH	.610	NBAZC	65	H
	42	82	.81	0	PCT	13	P2	AV2	.00		TEC	TEH	.610	NBAZC	33	H
	42	82	1.16	0	PCT	17	P2	AV3	.00		TEC	TEH	.610	NBAZC	33	H
	43	82	1.07	0	PCT	16	P2	AV2	.00		TEC	TEH	.610	NBAZC	33	H
	35	83	.92	0	PCT	15	P2	AV2	.08		TEC	TEH	.610	NBAZC	35	H
	35	84	1.26	0	PCT	21	P2	AV2	.00		TEC	TEH	.610	NBAZC	65	H
	35	84	1.44	0	PCT	22	P2	AV4	.00		TEC	TEH	.610	NBAZC	65	H
	41	84	1.92	0	PCT	24	P2	AV3	.00		TEC	TEH	.610	NBAZC	33	H
	43	84	2.12	0	PCT	25	P2	AV3	.00		TEC	TEH	.610	NBAZC	33	H
	42	85	1.17	0	PCT	18	P2	AV2	-.18		TEC	TEH	.610	NBAZC	35	H
	42	85	2.05	0	PCT	26	P2	AV3	.00		TEC	TEH	.610	NBAZC	35	H
	42	85	.87	0	PCT	14	P2	AV4	.08		TEC	TEH	.610	NBAZC	35	H
	43	86	.90	0	PCT	14	P2	AV2	.00		TEC	TEH	.610	NBAZC	33	H
	44	86	1.72	0	PCT	22	P2	AV2	.00		TEC	TEH	.610	NBAZC	33	H
	44	92	1.13	0	PCT	17	P2	AV4	-.09		TEC	TEH	.610	NBAZC	71	H
	36	93	.98	0	PCT	17	P2	AV1	.00		TEC	TEH	.610	NBAZC	69	H
	36	93	1.23	0	PCT	20	P2	AV3	.00		TEC	TEH	.610	NBAZC	69	H
	39	93	1.07	0	PCT	18	P2	AV2	.00		TEC	TEH	.610	NBAZC	69	H
	39	95	1.05	0	PCT	18	P2	AV3	.00		TEC	TEH	.610	NBAZC	69	H
	39	96	1.78	0	PCT	23	P2	AV2	.08		TEC	TEH	.610	NBAZC	71	H
	39	96	1.18	0	PCT	17	P2	AV3	-.03		TEC	TEH	.610	NBAZC	71	H
	35	97	1.81	0	PCT	25	P2	AV2	.00		TEC	TEH	.610	NBAZC	69	H
	38	97	2.06	0	PCT	26	P2	AV1	.00		TEC	TEH	.610	NBAZC	69	H
	38	97	1.48	0	PCT	22	P2	AV2	.00		TEC	TEH	.610	NBAZC	69	H
	38	97	1.55	0	PCT	22	P2	AV3	.00		TEC	TEH	.610	NBAZC	69	H
	40	97	1.15	0	PCT	19	P2	AV2	.00		TEC	TEH	.610	NBAZC	69	H
	40	97	1.26	0	PCT	20	P2	AV3	.00		TEC	TEH	.610	NBAZC	69	H
	30	101	1.04	0	PCT	18	P2	AV2	.00		TEC	TEH	.610	NBAZC	69	H
	30	101	.94	0	PCT	16	P2	AV3	.00		TEC	TEH	.610	NBAZC	69	H
INSPDATE	ROW	COL	VOLTS	DEG	IND	PER	CHN	LOCN	INCH1	INCH2	BEGT	ENDT	PDIA	PTYPE	CAL	L

INSPDATE	ROW	COL	VOLTS	DEG	IND	PER	CHN	LOCN	INCH1	INCH2	BEGT	ENDT	PDIA	PTYPE	CAL	L
	27	106	.93	0	PCT	14	P2	AV1	.00		TEC	TEH	.610	NBAZC	71	H
INSPDATE	ROW	COL	VOLTS	DEG	IND	PER	CHN	LOCN	INCH1	INCH2	BEGT	ENDT	PDIA	PTYPE	CAL	L

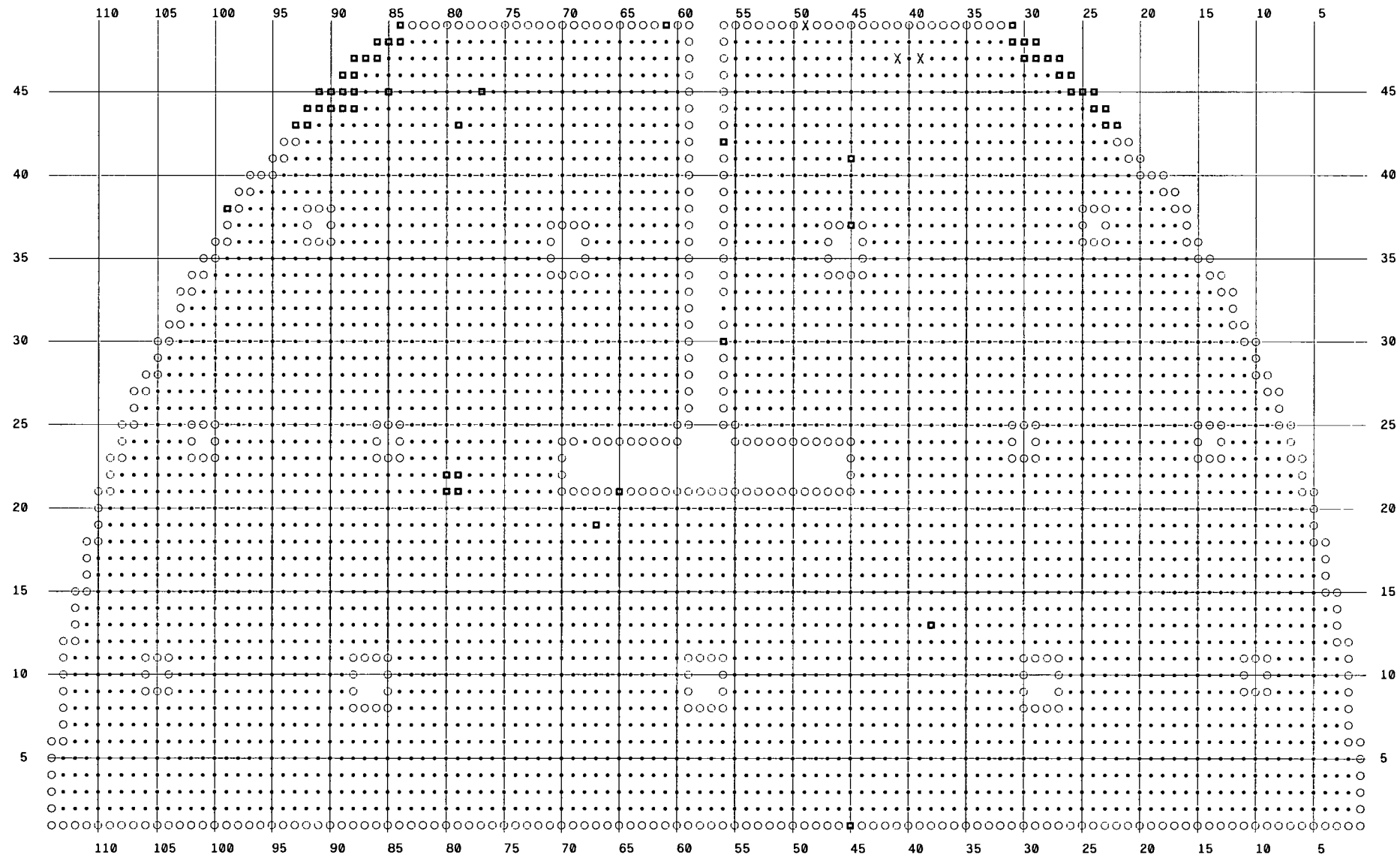
Attachment B.6

Tubes Containing Pre-Heater Wear

SG - B PREHEATER WEAR INDICATION DISTRIBUTION MAP

Braidwood A2R15 CDE D5

X 3 PREHEATER WEAR INDICATION
■ 54 PLUGGED TUBE



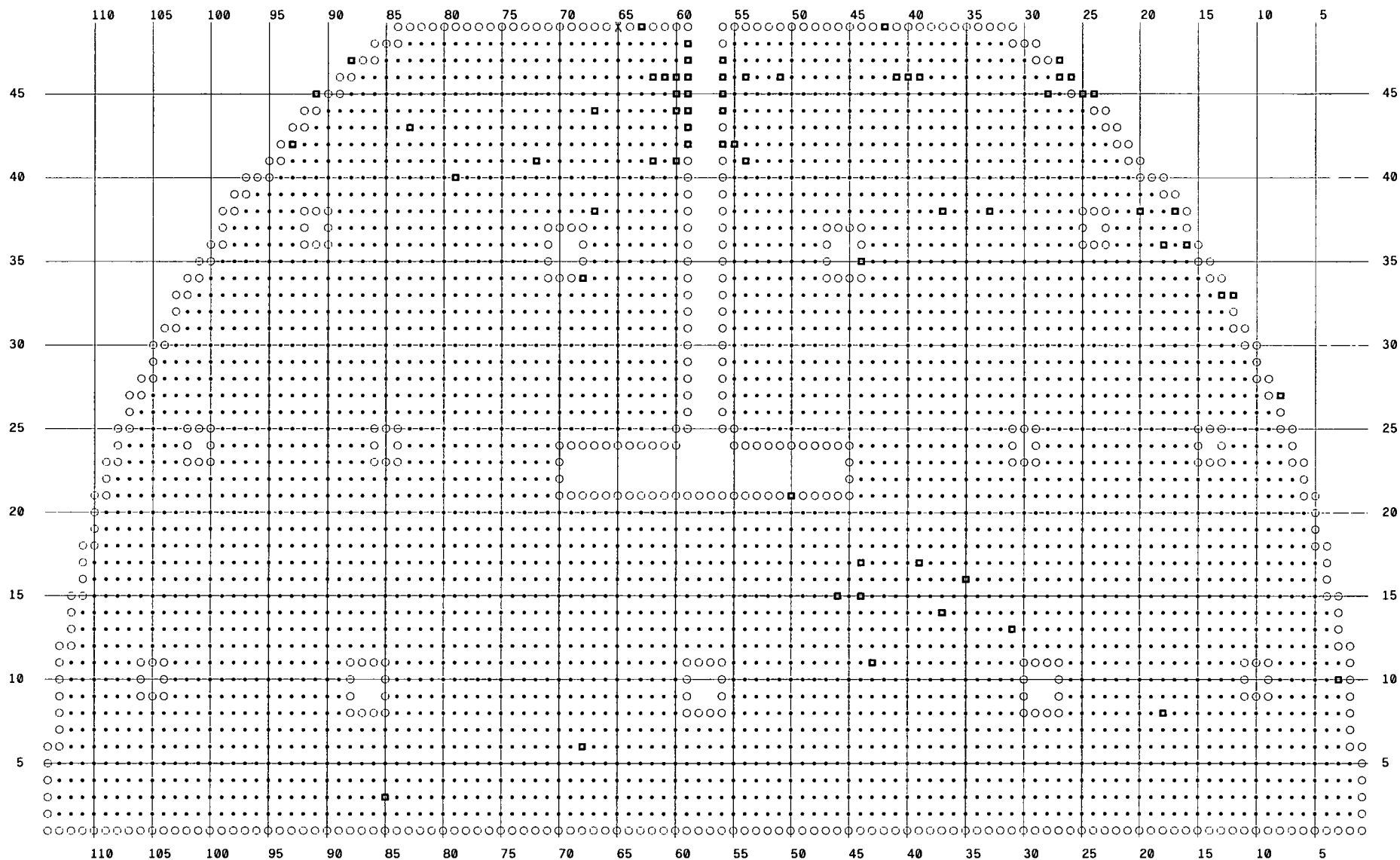
INSPDATE	ROW	COL	VOLTS	DEG	IND	PER	CHN	LOCN	INCH1	INCH2	BEGT	ENDT	PDIA	PTYPE	CAL	L
2009/10/01	47	39	.18	0	PCT	4	P6	03C	-.38		TEC	TEH	.610	NBAZC	83	H
2009/10/01	47	39	.58	0	RWS		P2	03C	-.40		TEC	TEH	.610	ZBAZC	59	H
2009/10/01	47	39			PBC		P2				TEC	TEH	.610	SBACC	95	H
2009/10/01	47	39	.16	0	PCT	5	P5	03C	-.16		TEC	TEH	.610	ZBAZC	109	H
2009/10/01	47	41	.19	0	PCT	4	P6	03C	.34		TEC	TEH	.610	NBAZC	83	H
2009/10/01	47	41	.44	0	RWS		P2	03C	.30		TEC	TEH	.610	ZBAZC	59	H
2009/10/01	47	41			PBC		P2				TEC	TEH	.610	SBACC	95	H
2009/10/01	47	41	.20	0	PCT	6	P5	03C	-.03		TEC	TEH	.610	ZBAZC	109	H
2009/10/01	49	49	.18	0	PCT	4	P6	05C	-.36		TEC	TEH	.610	NBAZC	83	H
2009/10/01	49	49			NDD						TSH	TSH	.610	NPSNM	5	H
2009/10/01	49	49			PBC		P1				TEC	TEH	.610	ZBAZC	59	H
2009/10/01	49	49	3.08	178	DNT		P1	AV3	.00		TEC	TEH	.610	ZBAZC	59	H
2009/10/01	49	49	.84	0	RWS		P2	05C	-.30		TEC	TEH	.610	ZBAZC	59	H
2009/10/01	49	49			PBC		P2				TEC	TEH	.610	SBACC	95	H
2009/10/01	49	49			PBC		P1				TEC	TEH	.610	ZBAZC	109	H
2009/10/01	49	49	.20	0	PCT	6	P5	05C	-.03		TEC	TEH	.610	ZBAZC	109	H

SG - C PREHEATER WEAR INDICATION DISTRIBUTION MAP

Braidwood A2R15 CDE D5

X 1 PREHEATER WEAR INDICATION

■ 66 PLUGGED TUBE



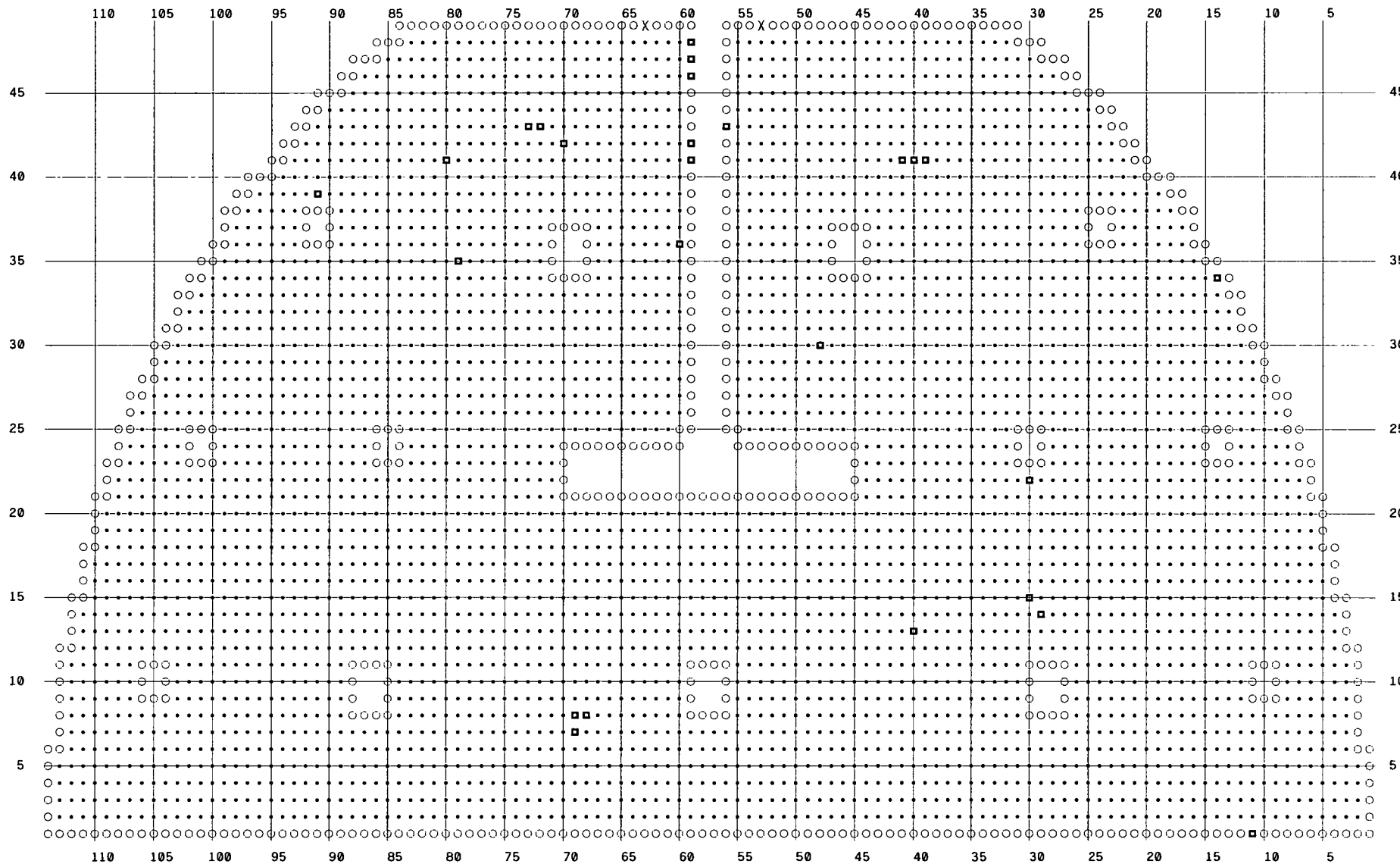
INSPDATE	ROW	COL	VOLTS	DEG	IND	PER	CHN	LOCN	INCH1	INCH2	BEGT	ENDT	PDIA	PTYPE	CAL	L
	49	65	4.47	0	PCT	41	P7	07C	-.03		TEC	TEH	.610	NBAZC	91	H
2009/10/01	49	65	3.78	178	DNT		P1	AV4	.00		TEC	TEH	.610	SBACC	77	H
2009/10/01	49	65	4.26	89	RWS		P2	07C	-.36		TEC	TEH	.610	SBACC	77	H
2009/10/01	49	65			PBC		P1				TEC	TEH	.610	ZBAZC	113	H
2009/10/01	49	65	.22	0	PCT	36	P6	07C	-.36		TEC	TEH	.610	ZBAZC	113	H
INSPDATE	ROW	COL	VOLTS	DEG	IND	PER	CHN	LOCN	INCH1	INCH2	BEGT	ENDT	PDIA	PTYPE	CAL	L

SG - D PREHEATER WEAR INDICATION DISTRIBUTION MAP

Braidwood A2R15 CDE D5

X 2 PREHEATER WEAR INDICATION

■ 26 PLUGGED TUBE



INSPDATE	ROW	COL	VOLTS	DEG	IND	PER	CHN	LOCN	INCH1	INCH2	BEGT	ENDT	PDIA	PTYPE	CAL	L
	49	53	.62	0	PCT	18	P7	07C	.22		TEC	TEH	.610	NBAZC	93	H
2009/10/01	49	53	5.92	182	DNT		P1	AV2	.00		TEC	TEH	.610	ZBAZC	53	H
2009/10/01	49	53	6.20	184	DNT		P1	AV3	.00		TEC	TEH	.610	ZBAZC	53	H
2009/10/01	49	53	1.95	0	RWS		P2	07C	-.03		TEC	TEH	.610	ZBAZC	53	H
2009/10/01	49	53			PBC		P1				TEC	TEH	.610	ZBAZC	93	H
2009/10/01	49	53	1.67	0	PCT	12	P6	07C	.00		TEC	TEH	.610	ZBAZC	93	H
	49	63	3.60	0	PCT	38	P7	07C	.14		TEC	TEH	.610	NBAZC	93	H
2009/10/01	49	63	.77	0	PCT	13	P2	AV4	.00		TEC	TEH	.610	SBACC	51	H
2009/10/01	49	63	5.12	0	RWS		P2	07C	-.03		TEC	TEH	.610	SBACC	51	H
2009/10/01	49	63			PBC		P2				TEC	TEH	.610	ZBAZC	93	H
2009/10/01	49	63	3.48	0	PCT	32	P6	07C	.05		TEC	TEH	.610	ZBAZC	93	H
INSPDATE	ROW	COL	VOLTS	DEG	IND	PER	CHN	LOCN	INCH1	INCH2	BEGT	ENDT	PDIA	PTYPE	CAL	L

Attachment B.7


Tubes Containing Axial Outside Diameter Stress Corrosion Cracking (ODSCC)

SG - D Axial Indications

Braidwood A2R15 CDE D5

X 1 TUBE WITH AXIAL INDICATION

■ 26 PLUGGED TUBE



INSPDATE	ROW	COL	VOLTS	DEG	IND	PER	CHN	LOCN	INCH1	INCH2	BEGT	ENDT	PDIA	PTYPE	CAL	L
	2	35			NDD						11C	TEC	.610	NBAZC	2	C
	2	35	3.34	184	DNG		P1	TSH	2.50		11H	TEH	.610	NBAZC	63	H
	2	35	.22	43	DSI		P1	09H	.14		11H	TEH	.610	NBAZC	63	H
	2	35			NDF		2	TSH	2.50		TSH	01H	.610	NPSNM	99	H
	2	35	.30	45	SAI		2	09H	.17		09H	09H	.610	NPSNM	99	H
	2	35			NDD						01H	01H	.610	NPSNM	101	H
	2	35			NDD						05H	05H	.610	NPSNM	101	H
	2	35			NDD						08H	08H	.610	NPSNM	101	H
	2	35			TBP		2				09H	09H	.610	NPSNM	101	H
	2	35			NDD						10H	10H	.610	NPSNM	101	H
	2	35			NDD						11H	11H	.610	NPSNM	101	H
	2	35	.22	23	SAI		2	03H	-.05		03H	03H	.610	NPSNM	101	H
	2	35	.25	14	SAI		2	07H	.33		07H	07H	.610	NPSNM	101	H
	2	35	.25	43	PID		2	09H	.18		09H	09H	.610	NPSNM	101	H
	2	35			NDD						01H	01H	.590	NGSGR	103	H
	2	35			NDD						05H	05H	.590	NGSGR	103	H
	2	35			NDD						08H	08H	.590	NGSGR	103	H
	2	35			NDD						10H	10H	.590	NGSGR	103	H
	2	35			NDD						11H	11H	.590	NGSGR	103	H
	2	35	1.04	48	SAI		P1	03H	.21		03H	03H	.590	NGSGR	103	H
	2	35	.76	56	SAI		P1	07H	.49		07H	07H	.590	NGSGR	103	H
	2	35	.15	59	SAI		1	09H	.10		09H	09H	.590	NGSGR	103	H
2009/10/01	2	35			NDD						11C	TEC	.610	ZBAZC	2	C
2009/10/01	2	35	2.99	183	DNG		P1	TSH	2.50		11H	TEH	.610	ZBAZC	45	H
INSPDATE	ROW	COL	VOLTS	DEG	IND	PER	CHN	LOCN	INCH1	INCH2	BEGT	ENDT	PDIA	PTYPE	CAL	L

Attachment B.8

Tubes Repaired During A2R15


SG - A COLD LEG TUBES TO BE PLUGGED

REV 0

Braidwood A2R15 CDE D5

X 12 TUBE TO BE PLUGGED

■ 83 PLUGGED TUBE



SG - A HOT LEG TUBES TO BE PLUGGED


REV 0

Braidwood A2R15 CDE D5

S 9 TUBE TO BE STABILIZED THEN
PLUGGED

⊕ 3 TUBE TO BE PLUGGED

■ 83 PLUGGED TUBE



ROW	COL	VOLTS	DEG	IND	PER	CHN	LOCN	INCH1	INCH2	CRLEN	CRWID	CEG	BEGT	ENDT	PDIA	PTYPE	CAL	L
41	36	3.32	0	PCT	33	P2	AV2	-.41					TEC	TEH	.610	NBAZC	37	H
41	36	7.42	0	PCT	45	P2	AV3	.00					TEC	TEH	.610	NBAZC	37	H
41	36			TBP		P2							TEC	TEH	.610	NBAZC	97	H
41	36	7.46	0	PID		P2	AV3	.00					TEC	TEH	.610	NBAZC	97	H
10	50			NDD									TEC	TEH	.610	NBAZC	27	H
10	50			NDD									07H	07H	.610	NPSNM	81	H
10	50			TBP		2							07H	07H	.610	NPSNM	81	H
11	50			NDD									TEC	TEH	.610	NBAZC	27	H
11	50			TBP		2							07H	07H	.610	NPSNM	81	H
11	50	.12	67	PCT	16	2	07H	-.67		.24	.41	63	07H	07H	.610	NPSNM	81	H
11	50	.23	69	PLP		11	07H	-.66					07H	07H	.610	NPSNM	81	H
11	50	.08	126	SVI		P4	07H	-.66					07H	07H	.610	NPSNM	81	H
11	50	.10	143	PID		P4	07H	-.66					07H	07H	.610	NPSNM	87	H
10	51			NDD									TEC	TEH	.610	NBAZC	25	H
10	51			TBP		2							07H	07H	.610	NPSNM	81	H
10	51	.08	93	PCT	11	2	07H	-.96		.21	.37	56	07H	07H	.610	NPSNM	81	H
10	51	.08	82	SVI		P4	07H	-.96					07H	07H	.610	NPSNM	81	H
10	51	.09	84	PLP		11	07H	-.91					07H	07H	.610	NPSNM	81	H
10	51	.06	68	PID		P4	07H	-.96					07H	07H	.610	NPSNM	87	H
11	51	.28	120	DSI		P1	07H	-.94					TEC	TEH	.610	NBAZC	25	H
11	51	2.58	183	DNG		P1	07C	32.51					TEC	TEH	.610	NBAZC	25	H
11	51			TBP		11							07H	07H	.610	NPSNM	81	H
11	51	.26	99	SVI		P4	07H	-1.01					07H	07H	.610	NPSNM	81	H
11	51	.32	117	PCT	31	2	07H	-1.01		.31	.47	72	07H	07H	.610	NPSNM	81	H
11	51	16.20	65	PLP		11	07H	-.99					07H	07H	.610	NPSNM	81	H
45	64	1.49	0	PCT	20	P2	AV1	-.13					TEC	TEH	.610	NBAZC	53	H
45	64	5.21	0	PCT	40	P2	AV2	-.03					TEC	TEH	.610	NBAZC	53	H
45	64	3.31	0	PCT	32	P2	AV3	-.23					TEC	TEH	.610	NBAZC	53	H
45	64			TBP		P2							TEC	TEH	.610	NBAZC	97	H
45	64	5.23	0	PID		P2	AV2	-.03					TEC	TEH	.610	NBAZC	97	H
30	84	.52	104	DSI		P1	09H	.75					TEC	TEH	.610	NBAZC	57	H
30	84			TBP		2							09H	09H	.610	NPSNM	87	H
30	84	.44	71	PCT	39	2	09H	.83		.24	.42	64	09H	09H	.610	NPSNM	87	H
30	84	14.73	64	PLP		11	09H	.85					09H	09H	.610	NPSNM	87	H
30	84	.40	83	SVI		P4	09H	.85					09H	09H	.610	NPSNM	87	H
31	84			NDD									TEC	TEH	.610	NBAZC	57	H
31	84			NDD									09H	09H	.610	NPSNM	87	H
31	84			TBP		2							09H	09H	.610	NPSNM	87	H
30	85			NDD									TEC	TEH	.610	NBAZC	59	H
30	85			NDD									09H	09H	.610	NPSNM	87	H
30	85			TBP		2							09H	09H	.610	NPSNM	87	H
31	85			NDD									TEC	TEH	.610	NBAZC	59	H
31	85			TBP		2							09H	09H	.610	NPSNM	87	H
31	85	5.84	76	PLP		11	09H	.93					09H	09H	.610	NPSNM	87	H
8	86	.13	118	DSI		P1	07H	-.70					TEC	TEH	.610	NBAZC	71	H
8	86			TBP		2							07H	07H	.610	NPSNM	87	H
8	86	.10	93	PCT	10	2	07H	-.74		.18	.50	77	07H	07H	.610	NPSNM	87	H
8	86	.09	99	SVI		P4	07H	-.70					07H	07H	.610	NPSNM	87	H
41	93	.83	0	PCT	13	P2	AV1	.00					TEC	TEH	.610	NBAZC	63	H
41	93	5.01	0	PCT	40	P2	AV2	.00					TEC	TEH	.610	NBAZC	63	H
41	93	3.26	0	PCT	32	P2	AV3	-.11					TEC	TEH	.610	NBAZC	63	H
41	93	1.00	0	PCT	15	P2	AV4	-.11					TEC	TEH	.610	NBAZC	63	H
41	93			TBP		P2							TEC	TEH	.610	NBAZC	97	H
41	93	6.02	0	PID		P2	AV2	.00					TEC	TEH	.610	NBAZC	97	H
ROW	COL	VOLTS	DEG	IND	PER	CHN	LOCN	INCH1	INCH2	CRLEN	CRWID	CEG	BEGT	ENDT	PDIA	PTYPE	CAL	L


SG - B COLD LEG TUBES TO BE PLUGGED

REV 1

Braidwood A2R15 CDE D5

X 7 TUBE TO BE PLUGGED

■ 54 EXISTING PLUGGED TUBE



SG - B HOT LEG TUBES TO BE PLUGGED


REV 1

Braidwood A2R15 CDE D5

S 6 TUBE TO BE STABILIZED THEN
PLUGGED

X 1 TUBE TO BE PLUGGED

■ 54 EXISTING PLUGGED TUBE



ROW	COL	VOLTS	DEG	IND	PER	CHN	LOCN	INCH1	INCH2	CRLEN	CRWID	CEG	BEGT	ENDT	PDIA	PTYPE	CAL	L
15	7			NDD									TSH	TSH	.610	NPSNM	1	H
15	7	.18	136	DSI		P1	07H	-.64					TEC	TEH	.610	NBAZC	29	H
15	7			TBP		11							07H	07H	.610	NPSNM	61	H
15	7	.12	90	PCT	16	2	07H	-.71		.14	.45	69	07H	07H	.610	NPSNM	61	H
15	7	.06	85	SVI		P4	07H	-.64					07H	07H	.610	NPSNM	61	H
6	8	.20	120	DSI		P1	05H	-.78					TEC	TEH	.610	NBAZC	31	H
6	8			TBP		11							05H	05H	.610	NPSNM	61	H
6	8	.21	97	PCT	21	2	05H	-.80		.24	.41	63	05H	05H	.610	NPSNM	61	H
6	8	.10	83	SVI		P4	05H	-.78					05H	05H	.610	NPSNM	61	H
7	22			NDD									TSH	TSH	.610	NPSNM	5	H
7	22	.23	124	DSI		P1	07H	-.69					TEC	TEH	.610	NBAZC	25	H
7	22			TBP		11							07H	07H	.610	NPSNM	61	H
7	22	.13	91	SVI		P4	07H	-.69					07H	07H	.610	NPSNM	61	H
7	22	.19	278	PCT	20	2	07H	-.64		.22	.39	59	07H	07H	.610	NPSNM	61	H
32	56	.19	140	DSI		P1	05H	-.80					TEC	TEH	.610	NBAZC	45	H
32	56			TBP		11							05H	05H	.610	NPSNM	61	H
32	56	.11	133	PCT	15	2	05H	-.76		.22	.38	58	05H	05H	.610	NPSNM	61	H
32	56	.06	49	SVI		P4	05H	-.68					05H	05H	.610	NPSNM	61	H
24	68	.56	116	DSI		P1	05H	-.65					TEC	TEH	.610	NBAZC	49	H
24	68			TBP		11							05H	05H	.610	NPSNM	61	H
24	68	.27	101	PCT	24	2	05H	-.80		.24	.46	71	05H	05H	.610	NPSNM	61	H
24	68	.21	67	SVI		P4	05H	-.79					05H	05H	.610	NPSNM	61	H
32	70	1.13	0	PCT	17	P2	AV1	.00					TEC	TEH	.610	NBAZC	49	H
32	70	1.95	0	PCT	24	P2	AV2	.00					TEC	TEH	.610	NBAZC	49	H
32	70	5.81	0	PCT	43	P2	AV3	.00					TEC	TEH	.610	NBAZC	49	H
32	70	3.75	66	MBM		6	10C	19.52					TEC	TEH	.610	NBAZC	49	H
32	70			TBP		P2							TEC	TEH	.610	NBAZC	85	H
32	70	5.42	0	PID		P2	AV3	.00					TEC	TEH	.610	NBAZC	85	H
29	95	.23	123	DSI		P1	05H	-.69					TEC	TEH	.610	NBAZC	65	H
29	95	.14	86	SVI		P4	05H	-.72					05H	05H	.610	NPSNM	107	H
29	95			TBP		P4							05H	05H	.610	NPSNM	109	H
29	95	.19	89	SVI		P4	05H	-.75					05H	05H	.610	NPSNM	109	H
29	95	.03	68	PLP		11	05H	-.74					05H	05H	.610	NPSNM	109	H
29	95	.24	273	PCT	22	2	05H	-.74		.27	.45	69	05H	05H	.610	NPSNM	109	H
ROW	COL	VOLTS	DEG	IND	PER	CHN	LOCN	INCH1	INCH2	CRLEN	CRWID	CEG	BEGT	ENDT	PDIA	PTYPE	CAL	L

SG - C COLD LEG TUBES TO BE STABILIZED/PLUGGED

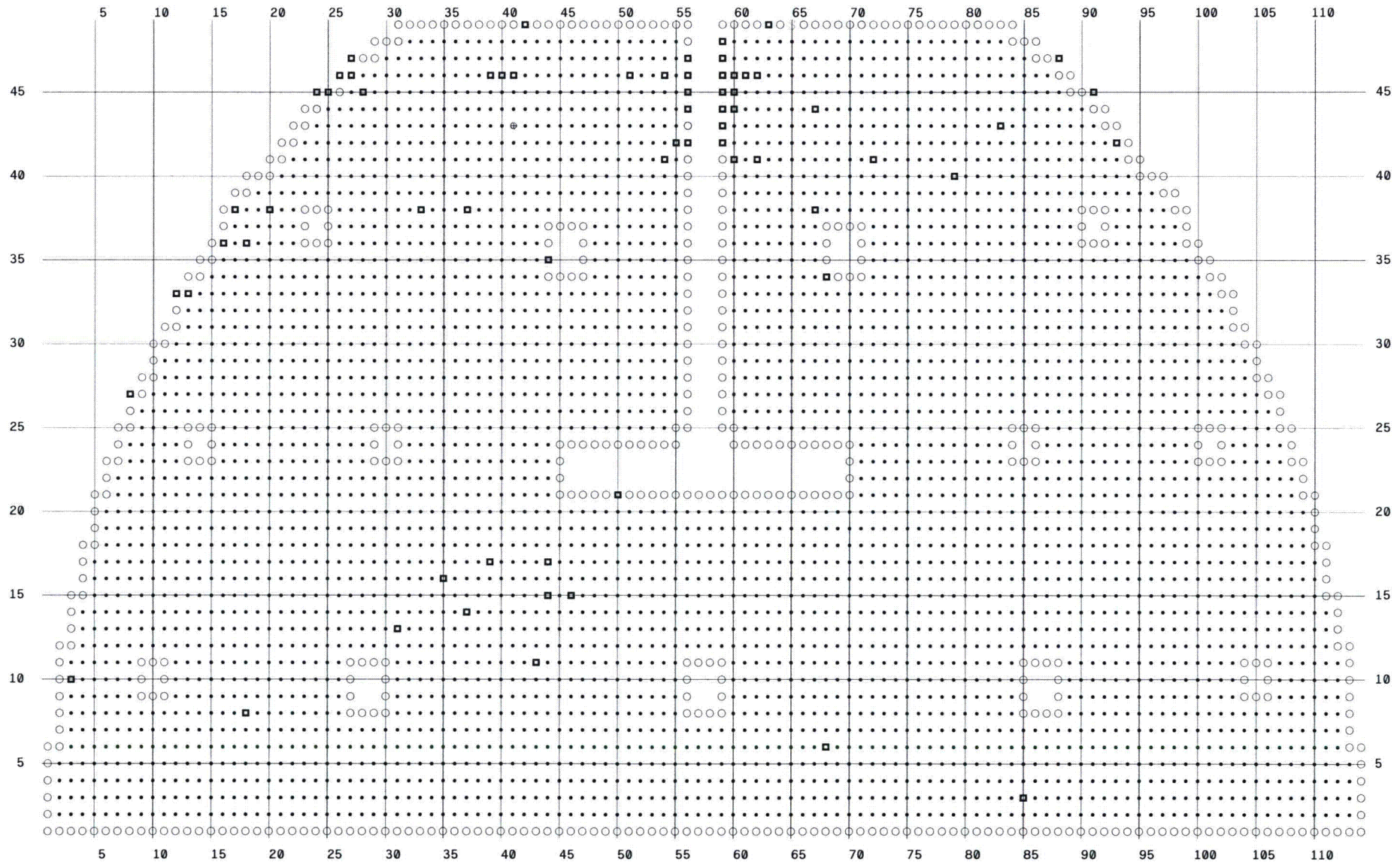
REV 0

Braidwood A2R15 CDE D5

⊕ 1 TUBE TO BE PLUGGED

⊕ 1 TUBES TO BE STABILIZED AND PLUGGED

■ 66 PLUGGED TUBE




SG - C HOT LEG TUBES TO BE PLUGGED

REV 0

Braidwood A2R15 CDE D5

⊕ 2 TUBE TO BE PLUGGED

■ 66 PLUGGED TUBE



ROW	COL	VOLTS	DEG	IND	PER	CHN	LOCN	INCH1	INCH2	CRLEN	CRWID	CEG	BEGT	ENDT	PDIA	PTYPE	CAL	L
43	41	1.92	0	PCT	24	P2	AV1	.00					TEC	TEH	.610	NBAZC	31	H
43	41	6.67	0	PCT	41	P2	AV2	.03					TEC	TEH	.610	NBAZC	31	H
43	41	4.44	0	PCT	35	P2	AV3	.00					TEC	TEH	.610	NBAZC	31	H
43	41			TBP		P2							TEC	TEH	.610	NBAZC	91	H
43	41	6.54	0	PID		P2	AV2	.06					TEC	TEH	.610	NBAZC	91	H
49	65			NDF		2	TSH	-14.73					TSH	TSH	.610	NPSNM	13	H
49	65	3.61	180	DNT		P1	AV4	-.17					TEC	TEH	.610	NBAZC	51	H
49	65	7.21	0	RWS		P2	07C	-.22					TEC	TEH	.610	NBAZC	51	H
49	65			TBP		P6							TEC	TEH	.610	NBAZC	91	H
49	65	4.47	0	PCT	41	P7	07C	-.03					TEC	TEH	.610	NBAZC	91	H

SG - D COLD LEG TUBES TO BE STABILIZED/PLUGGED

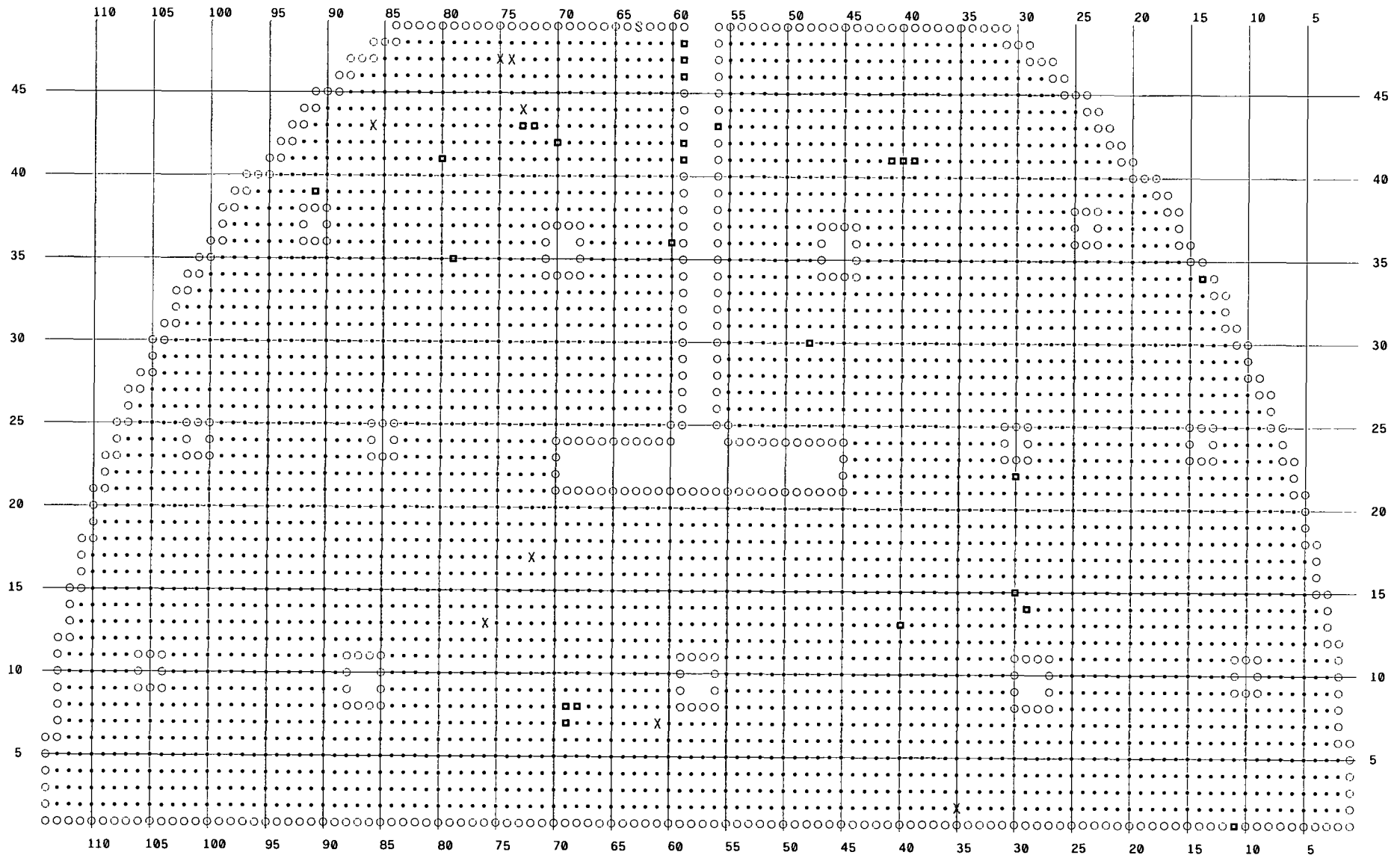
REV 0

Braidwood A2R15 CDE D5

S 1 TUBE TO BE STABILIZED THEN
PLUGGED

X 8 TUBE TO BE PLUGGED

■ 26 EXISTING PLUGGED TUBE



SG - D HOT LEG TUBES TO BE STABILIZED/PLUGGED

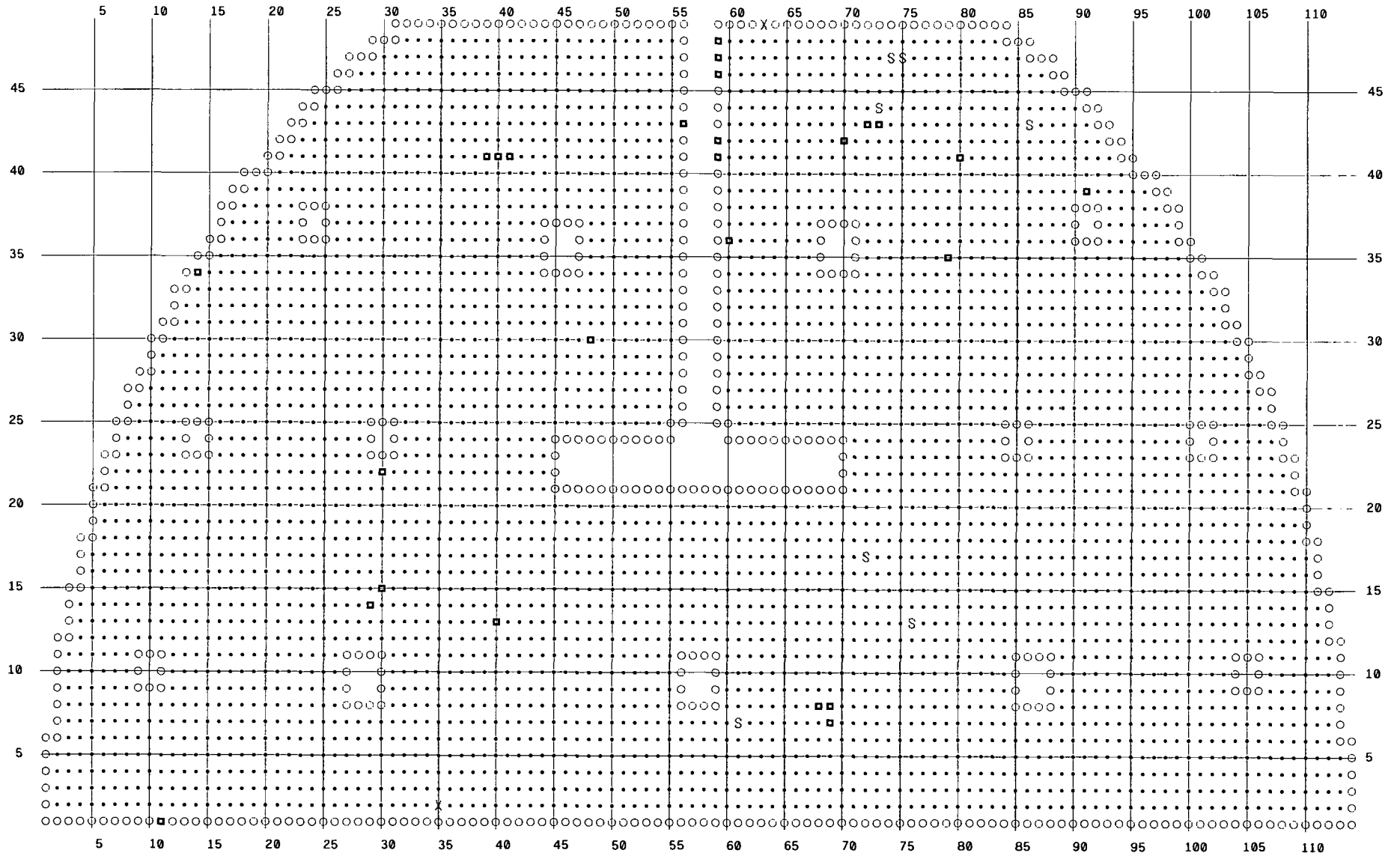
REV 0

Braidwood A2R15 CDE D5

S 7 TUBE TO BE STABILIZED THEN
PLUGGED

X 2 TUBE TO BE PLUGGED

■ 26 EXISTING PLUGGED TUBE



ROW	COL	VOLTS	DEG	IND	PER	CHN	LOCN	INCH1	INCH2	CRLEN	CRWID	CEG	BEGT	ENDT	PDIA	PTYPE	CAL	L
2	35			NDD									11C	TEC	.610	NBAZC	2	C
2	35	3.34	184	DNG		P1	TSH	2.50					11H	TEH	.610	NBAZC	63	H
2	35	.22	43	DSI		P1	09H	.14					11H	TEH	.610	NBAZC	63	H
2	35			NDF		2	TSH	2.50					TSH	01H	.610	NPSNM	99	H
2	35	.30	45	SAI		2	09H	.17		.58	.23	35	09H	09H	.610	NPSNM	99	H
2	35			NDD									01H	01H	.610	NPSNM	101	H
2	35			NDD									05H	05H	.610	NPSNM	101	H
2	35			NDD									08H	08H	.610	NPSNM	101	H
2	35			TBP		2							09H	09H	.610	NPSNM	101	H
2	35			NDD									10H	10H	.610	NPSNM	101	H
2	35			NDD									11H	11H	.610	NPSNM	101	H
2	35	.22	23	SAI		2	03H	-.05					03H	03H	.610	NPSNM	101	H
2	35	.25	14	SAI		2	07H	.33					07H	07H	.610	NPSNM	101	H
2	35	.25	43	PID		2	09H	.18					09H	09H	.610	NPSNM	101	H
2	35			NDD									01H	01H	.590	NGSGR	103	H
2	35			NDD									05H	05H	.590	NGSGR	103	H
2	35			NDD									08H	08H	.590	NGSGR	103	H
2	35			NDD									10H	10H	.590	NGSGR	103	H
2	35			NDD									11H	11H	.590	NGSGR	103	H
2	35	1.04	48	SAI		P1	03H	.21					03H	03H	.590	NGSGR	103	H
2	35	.76	56	SAI		P1	07H	.49					07H	07H	.590	NGSGR	103	H
2	35	.15	59	SAI		1	09H	.10					09H	09H	.590	NGSGR	103	H
7	61	.57	140	DFI		1	07H	42.09					TEC	TEH	.610	NBAZC	89	H
7	61	2.78	183	DNG		P1	10C	10.33					TEC	TEH	.610	NBAZC	89	H
7	61			NDD									TSH	TSH	.610	NPSNM	97	H
7	61			TBP		2							08H	08H	.610	NPSNM	99	H
7	61	.35	71	SVI		P4	08H	-.91					08H	08H	.610	NPSNM	99	H
7	61	.48	261	PCT	40	2	08H	-.83		.25	.41	63	08H	08H	.610	NPSNM	99	H
49	63	.65	0	PCT	13	P2	AV4	.00					TEC	TEH	.610	NBAZC	29	H
49	63	5.40	0	RWS		P2	07C	.00					TEC	TEH	.610	NBAZC	29	H
49	63			TBP		P1							TEC	TEH	.610	NBAZC	93	H
49	63			PBC		P2							TEC	TEH	.610	NBAZC	93	H
49	63	3.60	0	PCT	38	P7	07C	.14					TEC	TEH	.610	NBAZC	93	H
17	72			NDD									TSH	TSH	.610	NPSNM	17	H
17	72	.15	121	DSI		P1	09H	.03					TEC	TEH	.610	NBAZC	63	H
17	72			TBP		2							09H	09H	.610	NPSNM	99	H
17	72	.16	345	PCT	20	2	09H	-.02		.14	.21	32	09H	09H	.610	NPSNM	99	H
17	72	.09	79	SVI		P4	09H	.03					09H	09H	.610	NPSNM	99	H
44	73	2.97	173	DNT		P1	11H	.31					TEC	TEH	.610	NBAZC	31	H
44	73			NDD									07H	07H	.610	NPSNM	99	H
44	73			TBP		2							08H	08H	.610	NPSNM	99	H
44	73			NDD									09H	09H	.610	NPSNM	99	H
44	73	.20	62	PCT	23	2	08H	.57		.19	.36	55	08H	08H	.610	NPSNM	99	H
44	73	.11	64	SVI		P4	08H	.68					08H	08H	.610	NPSNM	99	H
44	73	.19	74	PID		2	08H	.57					08H	08H	.610	NPSNM	115	H
47	74			NDD									TEC	TEH	.610	NBAZC	29	H
47	74	.09	65	SVI		P4	07H	-.64					07H	07H	.610	NPSNM	123	H
47	74	.15	280	PCT	16	2	07H	-.61		.19	.36	55	07H	07H	.610	NPSNM	123	H
47	74			TBP		P4							07H	07H	.610	NPSNM	125	H
47	74	.12	103	PID		P4	07H	-.64					07H	07H	.610	NPSNM	125	H
47	75			NDD									TSH	TSH	.610	NPSNM	13	H
47	75	.14	87	DSI		P1	07H	-.83					TEC	TEH	.610	NBAZC	31	H
47	75			TBP		2							07H	07H	.610	NPSNM	123	H
47	75	.22	91	SVI		P4	07H	-.54					07H	07H	.610	NPSNM	123	H
47	75	.31	254	PCT	28	2	07H	-.51		.24	.49	76	07H	07H	.610	NPSNM	123	H
13	76			NDD									TSH	TSH	.610	NPSNM	17	H
13	76	.31	108	DSI		P1	05H	-.64					TEC	TEH	.610	NBAZC	63	H
13	76			TBP		2							05H	05H	.610	NPSNM	99	H
13	76	.42	82	PCT	38	2	05H	-.64		.25	.49	76	05H	05H	.610	NPSNM	99	H
13	76	.29	72	SVI		P4	05H	-.64					05H	05H	.610	NPSNM	99	H
43	86	.21	125	DSI		P1	07H	-.75					TEC	TEH	.610	NBAZC	33	H
43	86	.90	0	PCT	14	P2	AV2	.00					TEC	TEH	.610	NBAZC	33	H
43	86			TBP		2							07H	07H	.610	NPSNM	99	H
43	86	.10	85	SVI		P4	07H	-.75					07H	07H	.610	NPSNM	99	H
43	86	.17	90	PCT	21	2	07H	-.70		.25	.43	66	07H	07H	.610	NPSNM	99	H