

Jonathan Rowley - CT Presentation

From: "Hamer, Mike" <mhamer@entergy.com>
To: "Jonathan Rowley" <JGR@nrc.gov>
Date: 09/14/2007 1:11 PM
Subject: CT Presentation
CC: "Rademacher, Norman L" <NRADEMA@entergy.com>, "Dreyfuss, John" <jdreyfu@entergy.com>, "Mannai, David" <dmannai@entergy.com>, "Metell, Mike" <hmetell@entergy.com>, "Lach, David J" <DLach@entergy.com>, "YOUNG, GARRY G" <GYOUNG4@entergy.com>, "COX, ALAN B" <acox@entergy.com>

Here is the cooling tower presentation that has been provided to the Senior NRC Resident. Note that the investigation is still in progress and that some of the details provided are preliminary. However, I believe this will serve your needs to demonstrate how a cooling tower operates. Please use regard this presentation as "Information Only".

<<9-6-07 Cooling Tower Update.ppt>>

Mail Envelope Properties (46EAC099.D91 : 5 : 36241)

Subject: CT Presentation
Creation Date 09/14/2007 1:09:52 PM
From: "Hamer, Mike" <mhamer@entergy.com>

Created By: mhamer@entergy.com

Recipients

nrc.gov

TWGWPO03.HQGWDO01

JGR (Jonathan Rowley)

entergy.com

acox CC (ALAN B COX)

GYOUNG4 CC (GARRY G YOUNG)

DLach CC (David J Lach)

hmetell CC (Mike Metell)

dmannai CC (David Mannai)

jdreyfu CC (John Dreyfuss)

NRADEMA CC (Norman L Rademacher)

Post Office

TWGWPO03.HQGWDO01

Route

nrc.gov

entergy.com

Files	Size	Date & Time
MESSAGE	386	09/14/2007 1:09:52 PM
TEXT.htm	2468	
9-6-07 Cooling Tower Update.ppt		2283008
Mime.822	3130223	

Options

Expiration Date: None
Priority: Standard
ReplyRequested: No
Return Notification: None

Concealed Subject: No
Security: Standard

Junk Mail Handling Evaluation Results

Message is eligible for Junk Mail handling
This message was not classified as Junk Mail

Junk Mail settings when this message was delivered

Junk Mail handling disabled by User

Junk Mail handling disabled by Administrator

Junk List is not enabled

Junk Mail using personal address books is not enabled

Block List is not enabled

Vermont Yankee Station Update

Powered by People

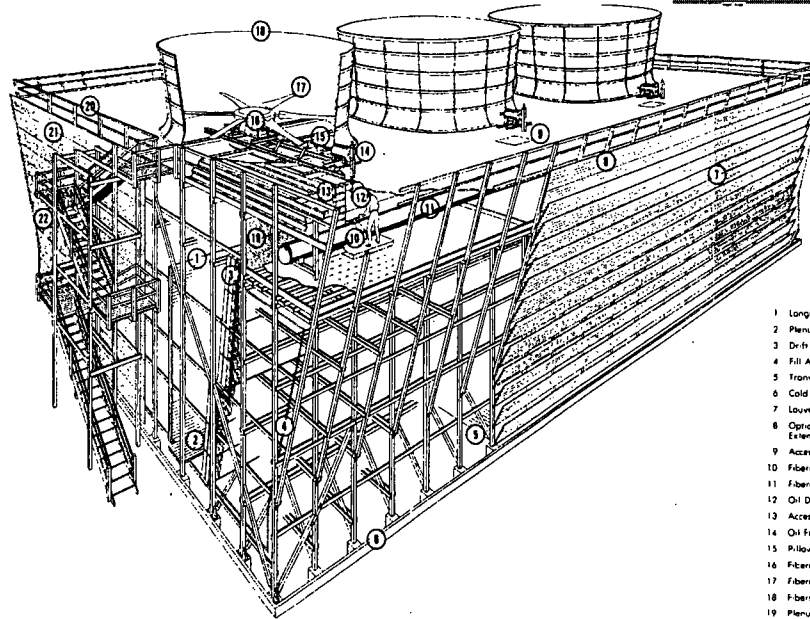

Cooling Towers



1

Make Sound Economic Decisions

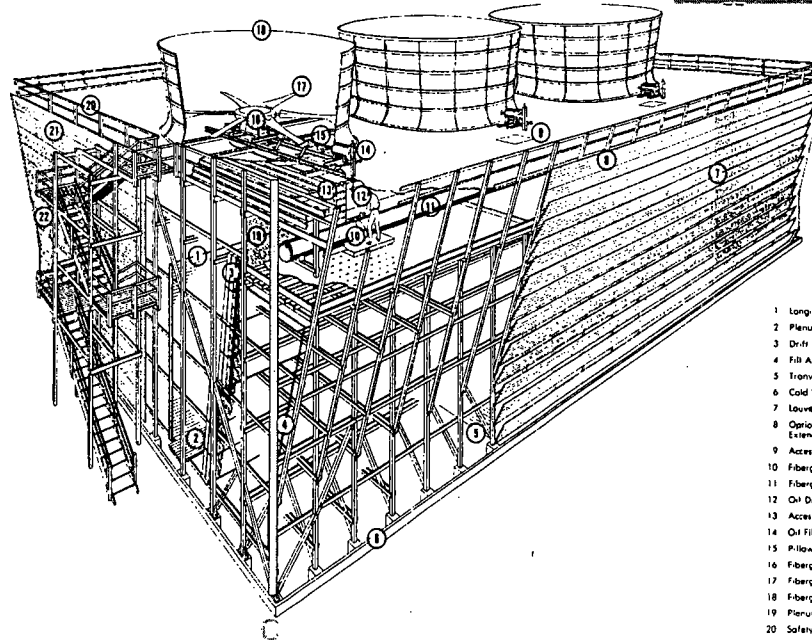

Powered by People



1. Longitudinal Wind Bottle
2. Plenum Walkway
3. Drift Eliminators
4. Fill Area Outline
5. Transverse Partition Wall
6. Cold Water Basin
7. Louvered Wall
8. Optional Enclosures for Extended Fan Deck
9. Access Hatch
10. Fiberglass Flow Control Valve
11. Fiberglass Manifold
12. Oil Drain Line
13. Access Ladder (Typical)
14. Oil Fill and Sight Gauge
15. Pillow Block
16. Fiberglass Air Seal
17. Fiberglass Fan
18. Fiberglass Fan Stack
19. Plenum Air Seal
20. Safety Handrail
21. Inlet Flange (Not Shown)
22. Cased End Wall

Make Sound Economic Decisions

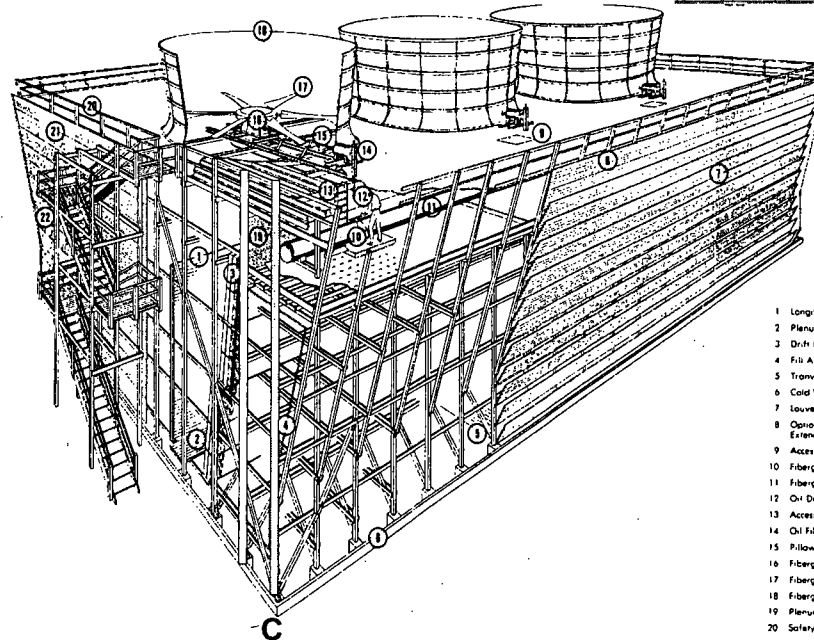

Powered by People



- 1 Longitudinal Wind Baffle
- 2 Plenum Walkway
- 3 Drift Eliminators
- 4 Fill Area Outline
- 5 Transverse Partition Wall
- 6 Cold Water Basin
- 7 Louvered Wall
- 8 Optional Enclosures for Extended Fan Deck
- 9 Access Hatch
- 10 Fiberglass Flow Control Valve
- 11 Fiberglass Manifold
- 12 Oil Drain Line
- 13 Access Ladder (Typical)
- 14 Oil Fill and Sight Gauge
- 15 Pillow Block
- 16 Fiberglass Air Seal
- 17 Fiberglass Fan
- 18 Fiberglass Fan Stock
- 19 Plenum Air Seal
- 20 Safety Handrail
- 21 Inlet Flange (Not Shown)
- 22 Cased End Head

Make Sound Economic Decisions

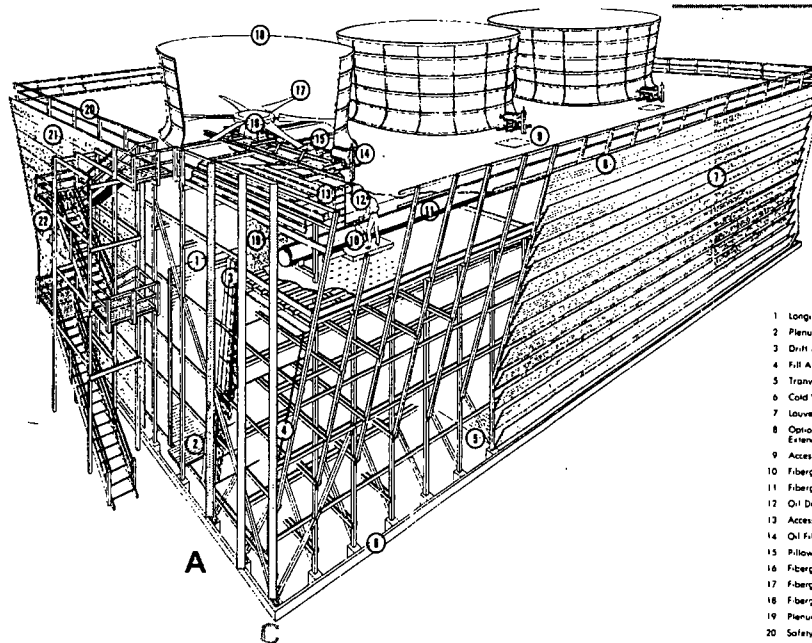

Powered by People



- 1 Longitudinal Wind Baffle
- 2 Plenum Walkway
- 3 Drift Eliminators
- 4 Fill Area Outline
- 5 Transverse Partition Wall
- 6 Cold Water Basin
- 7 Louvered Wall
- 8 Optional Enclosures for Extended Fan Deck
- 9 Access Hatch
- 10 Fiberglass Flow Control Valve
- 11 Fiberglass Manifold
- 12 Oil Drain Line
- 13 Access Ladder (Typical)
- 14 Oil Fill and Sight Gauge
- 15 Pillow Block
- 16 Fiberglass Air Seal
- 17 Fiberglass Fan
- 18 Fiberglass Fan Stack
- 19 Plenum Air Seal
- 20 Safety Handrail
- 21 Inlet Fringe (Rear Shown)
- 22 Cased End Wall

Make Sound Economic Decisions

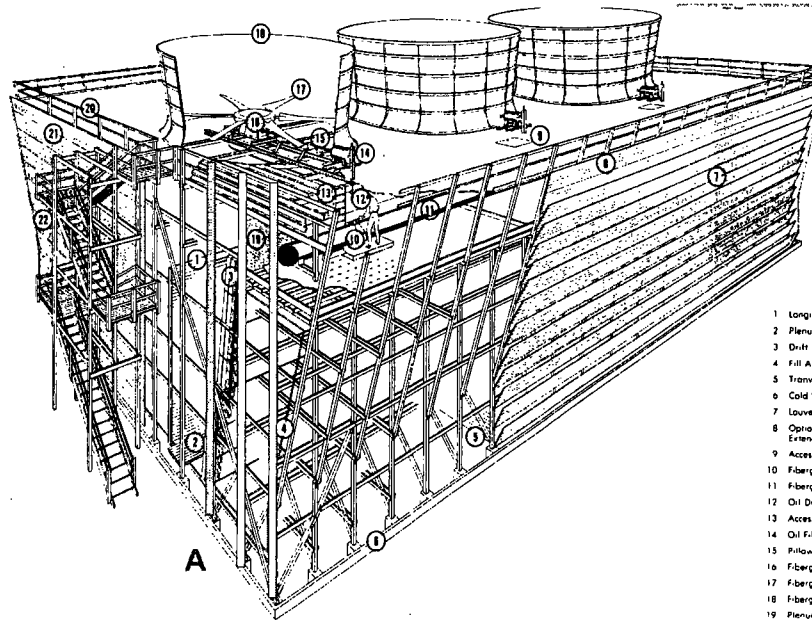
Powered by People



- 1 Longitudinal Wind Baffle
- 2 Plenum Walkway
- 3 Drift Eliminators
- 4 Fill Area Outline
- 5 Transverse Partition Wall
- 6 Cold Water Basin
- 7 Louvered Wall
- 8 Optional Enclosures for Extended Fan Deck
- 9 Access Hatch
- 10 Fiberglass Flow Control Valve
- 11 Fiberglass Manifold
- 12 Oil Drain Line
- 13 Access Ladder (Typical)
- 14 Oil Fill and Sight Gauge
- 15 Pillow Block
- 16 Fiberglass Air Seal
- 17 Fiberglass Fan
- 18 Fiberglass Fan Stack
- 19 Plenum Air Seal
- 20 Safety Handrail
- 21 Inlet Flange (Not Shown)
- 22 Cased End Wall

Make Sound Economic Decisions

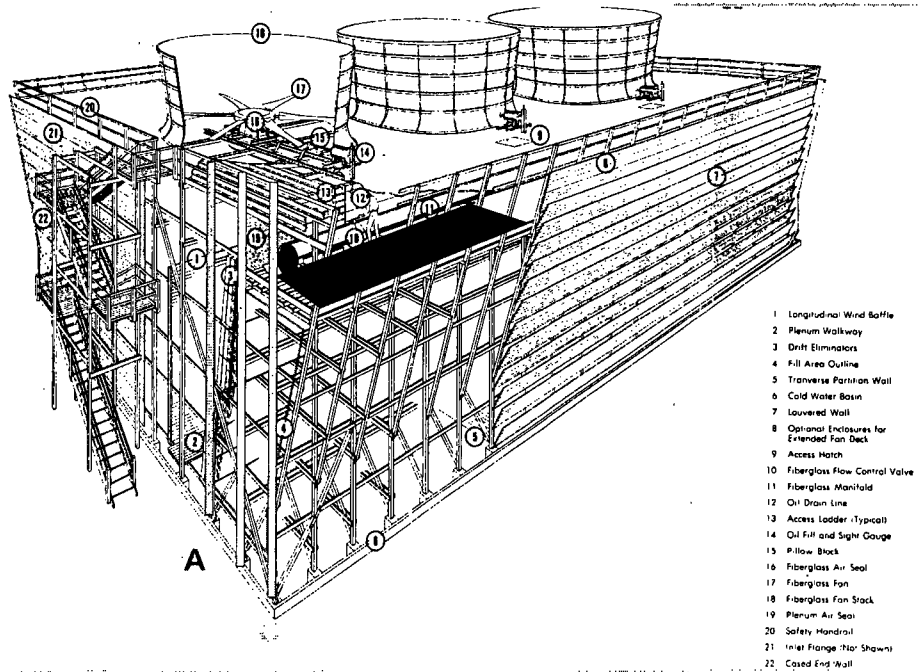
Powered by People



- 1 Longitudinal Wind Baffle
- 2 Plenum Walkway
- 3 Drift Eliminators
- 4 Fill Area Outline
- 5 Transverse Partition Wall
- 6 Cold Water Basin
- 7 Louvered Wall
- 8 Optional Enclosures for Extended Fan Deck
- 9 Access Hatch
- 10 Fiberglass Flow Control Valve
- 11 Fiberglass Manifold
- 12 Oil Drain Line
- 13 Access Ladder (Typical)
- 14 Oil Fill and Sight Gauge
- 15 Pitlow Block
- 16 Fiberglass Air Seal
- 17 Fiberglass Fan
- 18 Fiberglass Fan Stack
- 19 Plenum Air Seal
- 20 Safety Handrail
- 21 Inlet Flange (Not Shown)
- 22 Cased End Wall

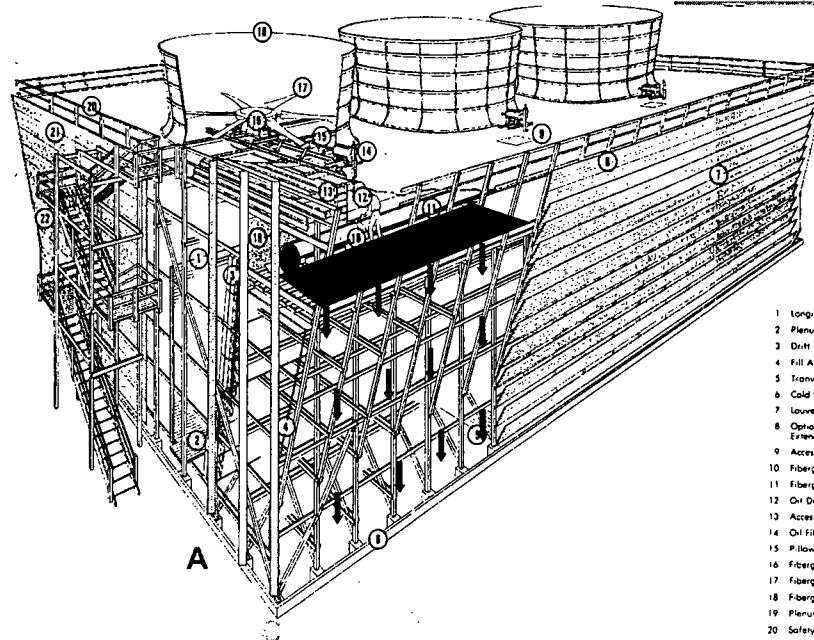

Make Sound Economic Decisions

Powered by People



Make Sound Economic Decisions

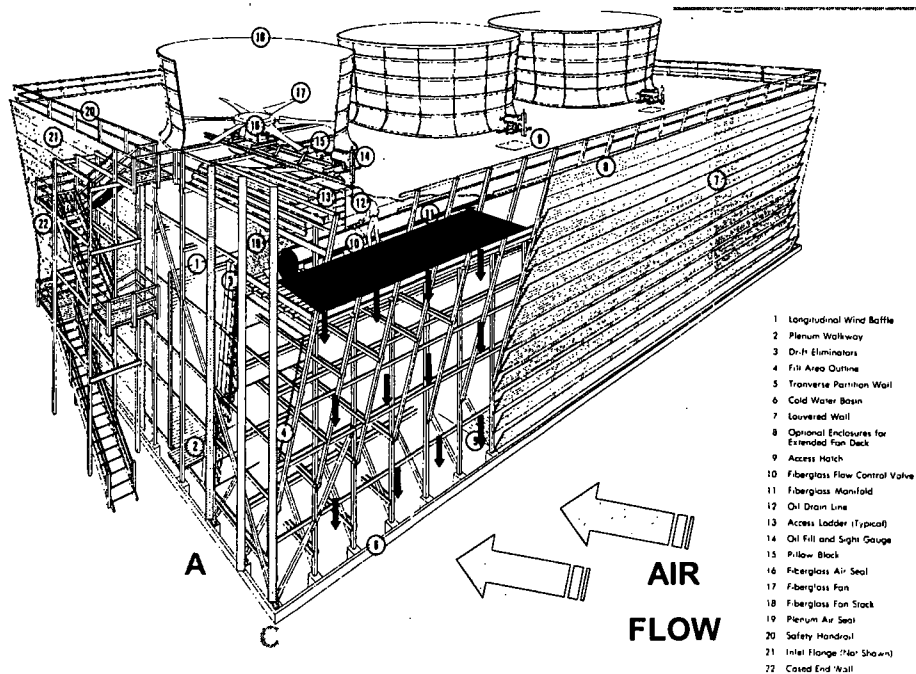

Powered by People

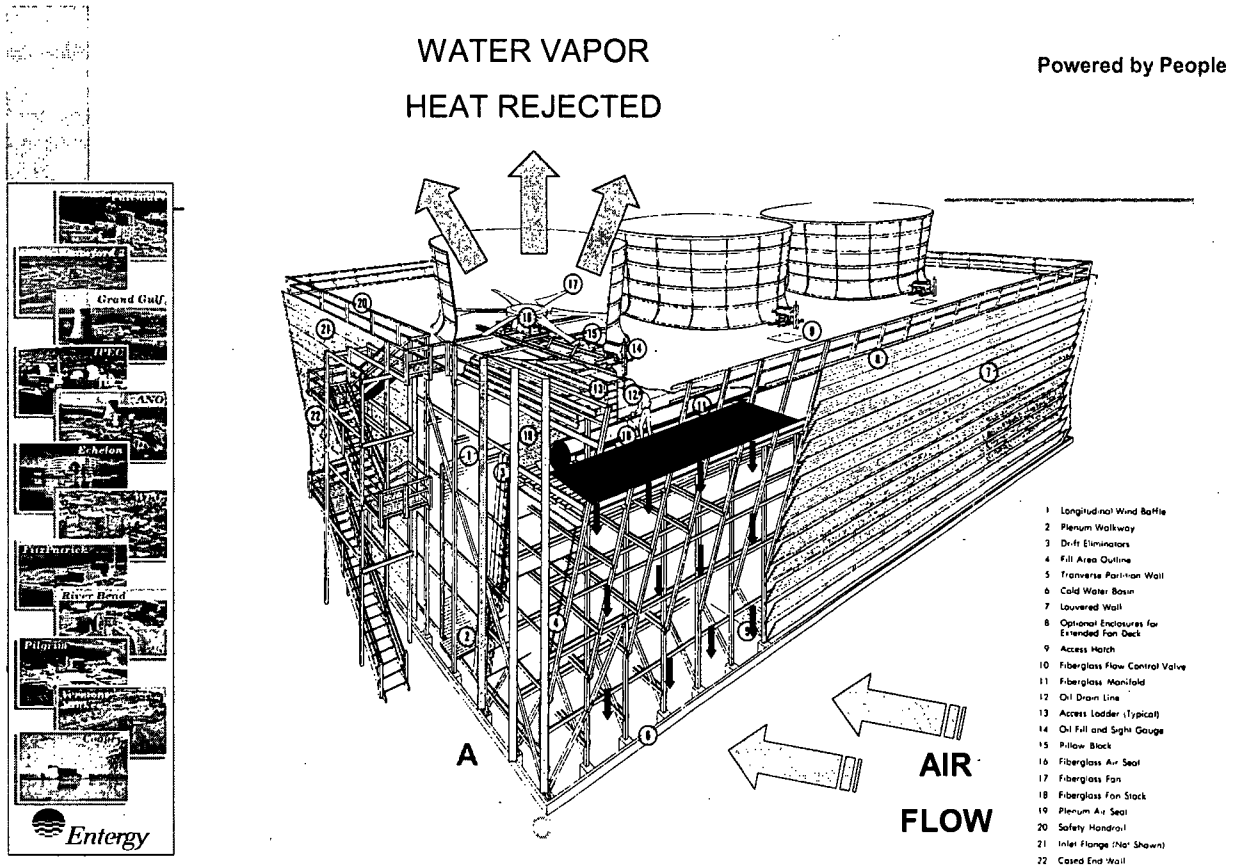


- 1 Longitudinal Wind Baffle
- 2 Plenum Walkway
- 3 Drift Eliminators
- 4 Fill Area Outline
- 5 Transverse Partition Wall
- 6 Cold Water Basin
- 7 Louvered Wall
- 8 Optional Enclosures for Extended Fan Deck
- 9 Access Hatch
- 10 Fiberglass Flow Control Valve
- 11 Fiberglass Manifold
- 12 Oil Drain Line
- 13 Access Ladder (Typical)
- 14 Oil Fills and Sight Gauge
- 15 Pillow Block
- 16 Fiberglass Air Seal
- 17 Fiberglass Fan
- 18 Fiberglass Fan Stack
- 19 Plenum Air Seal
- 20 Safety Handrail
- 21 Inlet Flange (Not Shown)
- 22 Cased End Wall

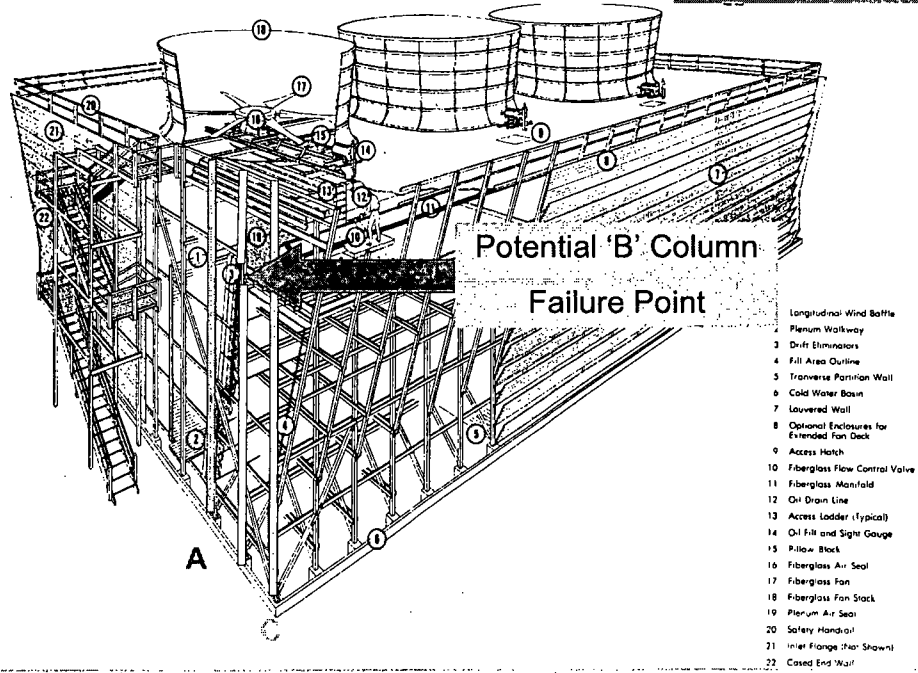

Make Sound Economic Decisions

Powered by People

**Make Sound Economic Decisions**



Powered by People



Make Sound Economic Decisions