

ACCEPTANCE REVIEW MEMO (ARM)

Licensee: Gateway Engineering & Surveying, Inc.

License No.: 25-29272-01

Docket No.: 030-37541

Mail Control No.: 471498

Type of Action: New License & Licensee

Date of Requested Action: 08-08-07

Reviewer Assigned:

ARM reviewer(s): Cook

Response	Deficiencies Noted During Acceptance Review
	<ul style="list-style-type: none">[] Open ended possession limits. Limit possession. Submit inventory.[] Submit copies of most recent leak test results.[] Add - delete IC license condition. Add IC paragraph in cover letter.[] Split license from cover letter. Add SUNSI marking to license.[] Ask the licensee if they have any type-amount of EPAct Material.

Reviewer's Initials: _____

Date: _____

- ☐ Yes ☐ No Unrestricted release Group 2 or >: Transfer memo to FCDB within 10 days.
- ☐ Yes ☐ No Decommissioning notification should be completed within 30 days.
- ☐ Yes ☐ No Termination request < 90 days from date of expiration
- ☐ Yes ☐ No Expedite (medical emergency, no RSO, location of use/storage not on license, RAM in possession not on license, other)
- ☐ Yes ☐ No TAR needed to complete action.

Branch Chief's and/or Sr. HP's Initials: _____

Date: _____

SUNSI Screening according to RIS 2005-31

☐ Yes ☒ No **Non-Publicly Available, Sensitive** if any item below is checked

General guidance:

- _____ RAM = or > than Category 3 (Table 1, RIS 2005-31), use Unity Rule
- _____ Exact location of RAM (whether = or > than Category 3 or not)
- _____ Design of structure and/or equipment (site specific)
- _____ Information on nearby facilities
- _____ Detailed design drawings and/or performance information
- _____ Emergency planning and/or fire protection systems

Specific guidance for medical, industrial and academic (above Category 3):

- _____ RAM quantities and inventory
- _____ Manufacturer's name and model number of sealed sources & devices
- _____ Site drawings with exact location of RAM, description of facility
- _____ RAM security program information (locks, alarms, etc.)
- _____ Emergency Plan specifics (routes to/from RAM, response to security events)
- _____ Vulnerability/security assessment/accident-safety analysis/risk assess
- _____ Mailing lists related to security response

Branch Chief's and/or Sr. HP's Initials: JAC

Date: SEP 11 2007

Pre-Licensing Screening

Applicant Information:

Control No. 471498

Name: Gateway Engineering & Surveying, Inc.	Type of Request: New License & Licensee Program Code(s):	
Location: MT	License No.: 25-29272-01	Docket No.: 030-37541

STEP 1—Radioactive Materials and Quantities Requested:

Instructions for Step 1: Complete Step 1 for all applications. If all your responses in Step 1 are "No" then do not complete Step 2 (Screening Criteria). Sign and date the completed step-sheet and add it as the sensitive and non-publicly available OAR in ADAMS. If a "yes" response is indicated for any item in Step 1, also complete Step 2. If the type of use is subject to a Security Order or the requirements for increased controls, complete Step 3 (Item A or Item B) without delay.		Yes or No
A.	The request is from a new applicant.	Y
B.	NUREG-1556, Volume 20, Section 4.9 indicates a licensing site visit is needed for the requested type of use, e.g., (1) Type A broad scope license, (2) panoramic irradiator containing > 10000 curies, (3) manufacturers or distributors using unsealed radioactive material or significant quantities of sealed material, (4) radioactive waste brokers, (5) radioactive waste incinerators, (6) commercial nuclear laundries, and (7) any other application that in the judgement of the reviewer and cognizant supervisor involves complex technical issues, complex safety questions, or unprecedented issues that warrant a site visit.	N
C.	The applicant requested certain radionuclides and quantities that equal or exceed the Risk Significant Quantity (TBq) values in the table, below, that have been "highlighted" by the reviewer	N

Table of Risk Significant Quantities

(Category 2 Quantities, IAEA Safety Guide No. RS-G-1.9, Categorization of Radioactive Sources, August 2005)


Radionuclide	Risk Significant Quantity (TBq ¹)	Risk Significant Quantity (Ci ¹)	Radionuclide	Risk Significant Quantity (TBq ¹)	Risk Significant Quantity (Ci ¹)
Am-241	0.6	16	Pm-147	400	11,000
Am-241/Be	0.6	16	Pu-238	0.6	16
Cf-252	0.2	5.4	Pu-239/Be	0.6	16
Cm-244	0.5	14	Ra-226 ²	0.4	11
Co-60	0.3	8.1	Se-75	2	54
Cs-137	1	27	Sr-90 (Y-90)	10	270
Gd-153	10	270	Tm-170	200	5,400
Ir-192	0.8	22	Yb-169	3	81

¹ The primary values are TBq. The curie (Ci) values are for informational purposes only.

² The Atomic Energy Act, as amended by the Energy Policy Act of 2005, authorizes NRC to regulate Ra-226 and NRC is in the process of amending its regulations for discrete sources of Ra-226.

Calculations of the Total Activity or the Unity Rule are attached to document whether or not the screening criteria in Step 2 were also completed to evaluate the application. NOTE—If an amendment of an existing license is being requested, the calculations will include the previously authorized quantities for the radionuclide(s).	Yes, No, or Not Applicable (NA)
Total Activity—multiple activities are requested for a single radionuclide and the sum of the activities equals or exceeds the quantity of concern for the radionuclide	
Unity Rule—multiple radionuclides are requested and the sum of the ratios equals or exceeds unity, e.g., [(total activity for radionuclide A) ÷ (risk significant quantity for radionuclide A)] + [(total activity for radionuclide B) ÷ (risk significant quantity for radionuclide B)] ≥ 1.0.	

Signature and Date for Step 1:


 SEP 11 2007
 License Reviewer and Date

NRC FORM 313

(10-2005)

10 CFR 30, 32, 33,
34, 35, 36, 39, and 40

U.S. NUCLEAR REGULATORY COMMISSION

APPROVED BY OMB: NO. 3150-0120

EXPIRES: 10/31/2008

Estimated burden per response to comply with this mandatory collection request: 4.4 hours. Submittal of the application is necessary to determine that the applicant is qualified and that adequate procedures exist to protect the public health and safety. Send comments regarding burden estimate to the Records and FOIA/Privacy Services Branch (T-5 F53), U.S. Nuclear Regulatory Commission, Washington, DC 20555-0001, or by internet e-mail to infocollects@nrc.gov, and to the Desk Officer, Office of Information and Regulatory Affairs, NEOB-10202, (3150-0120), Office of Management and Budget, Washington, DC 20503. If a means used to impose an information collection does not display a currently valid OMB control number, the NRC may not conduct or sponsor, and a person is not required to respond to, the information collection.

APPLICATION FOR MATERIAL LICENSE

INSTRUCTIONS: SEE THE APPROPRIATE LICENSE APPLICATION GUIDE FOR DETAILED INSTRUCTIONS FOR COMPLETING APPLICATION. SEND TWO COPIES OF THE ENTIRE COMPLETED APPLICATION TO THE NRC OFFICE SPECIFIED BELOW.

APPLICATION FOR DISTRIBUTION OF EXEMPT PRODUCTS FILE APPLICATIONS WITH:

DIVISION OF INDUSTRIAL AND MEDICAL NUCLEAR SAFETY
OFFICE OF NUCLEAR MATERIALS SAFETY AND SAFEGUARDS
U.S. NUCLEAR REGULATORY COMMISSION
WASHINGTON, DC 20555-0001

ALL OTHER PERSONS FILE APPLICATIONS AS FOLLOWS:

IF YOU ARE LOCATED IN:

ALABAMA, CONNECTICUT, DELAWARE, DISTRICT OF COLUMBIA, FLORIDA, GEORGIA,
KENTUCKY, MAINE, MARYLAND, MASSACHUSETTS, MISSISSIPPI, NEW HAMPSHIRE, NEW
JERSEY, NEW YORK, NORTH CAROLINA, PENNSYLVANIA, PUERTO RICO, RHODE
ISLAND, SOUTH CAROLINA, TENNESSEE, VERMONT, VIRGINIA, VIRGIN ISLANDS, OR
WEST VIRGINIA, SEND APPLICATIONS TO:

LICENSING ASSISTANCE TEAM
DIVISION OF NUCLEAR MATERIALS SAFETY
U.S. NUCLEAR REGULATORY COMMISSION, REGION I
475 ALLENDALE ROAD
KING OF PRUSSIA, PA 19406-1415

IF YOU ARE LOCATED IN:

ILLINOIS, INDIANA, IOWA, MICHIGAN, MINNESOTA, MISSOURI, OHIO, OREGON, SOUTH DAKOTA, SEND
APPLICATIONS TO:

MATERIALS LICENSING BRANCH
U.S. NUCLEAR REGULATORY COMMISSION, REGION III
2443 WARRENVILLE ROAD, SUITE 210
LISLE, IL 60532-4352

ALASKA, ARIZONA, ARKANSAS, CALIFORNIA, COLORADO, HAWAII, IDAHO, KANSAS,
LOUISIANA, MONTANA, NEBRASKA, NEVADA, NEW MEXICO, NORTH DAKOTA, OKLAHOMA,
OREGON, PACIFIC TRUST TERRITORIES, SOUTH DAKOTA, TEXAS, UTAH, WASHINGTON,
OR WYOMING, SEND APPLICATIONS TO:

NUCLEAR MATERIALS LICENSING BRANCH
U.S. NUCLEAR REGULATORY COMMISSION, REGION IV
611 RYAN PLAZA DRIVE, SUITE 400
ARLINGTON, TX 76011-4005

PERSONS LOCATED IN AGREEMENT STATES SEND APPLICATIONS TO THE U.S. NUCLEAR REGULATORY COMMISSION ONLY IF THEY WISH TO POSSESS AND USE LICENSED MATERIAL IN STATES SUBJECT TO U.S. NUCLEAR REGULATORY COMMISSION JURISDICTIONS.

1. THIS IS AN APPLICATION FOR (Check appropriate item)



A. NEW LICENSE



B. AMENDMENT TO LICENSE NUMBER



C. RENEWAL OF LICENSE NUMBER

3. ADDRESS WHERE LICENSED MATERIAL WILL BE USED OR POSSESSED

Gateway Engineering & Surveying, Inc.
3805 Valley Commons Drive, Ste. 10
Bozeman, MT 59718
& Anywhere where NRC maintains jurisdiction for regulating
the use of radioactive materials.

2. NAME AND MAILING ADDRESS OF APPLICANT (Include ZIP code)

Gateway Engineering & Surveying, Inc.
3805 Valley Commons Drive, Ste. 10
Bozeman, MT 59718

4. NAME OF PERSON TO BE CONTACTED ABOUT THIS APPLICATION

Stephanie Rutherford, Office Manager

TELEPHONE NUMBER

(406) 587-4545

SUBMIT ITEMS 5 THROUGH 11 ON 8-1/2 X 11" PAPER. THE TYPE AND SCOPE OF INFORMATION TO BE PROVIDED IS DESCRIBED IN THE LICENSE APPLICATION GUIDE.

5. RADIOACTIVE MATERIAL

a. Element and mass number; b. chemical and/or physical form; and c. maximum amount
which will be possessed at any one time.

6. PURPOSE(S) FOR WHICH LICENSED MATERIAL WILL BE USED.

7. INDIVIDUAL(S) RESPONSIBLE FOR RADIATION SAFETY PROGRAM AND THEIR TRAINING EXPERIENCE.

8. TRAINING FOR INDIVIDUALS WORKING IN OR FREQUENTING RESTRICTED AREAS.

9. FACILITIES AND EQUIPMENT.

10. RADIATION SAFETY PROGRAM.

11. WASTE MANAGEMENT.

12. LICENSE FEES (See 10 CFR 170 and Section 170.31)

FEE CATEGORY 1C Sealed

AMOUNT
ENCLOSED

\$ 1,400.00

13. CERTIFICATION. (Must be completed by applicant) THE APPLICANT UNDERSTANDS THAT ALL STATEMENTS AND REPRESENTATIONS MADE IN THIS APPLICATION ARE BINDING UPON THE APPLICANT.

THE APPLICANT AND ANY OFFICIAL EXECUTING THIS CERTIFICATION ON BEHALF OF THE APPLICANT, NAMED IN ITEM 2, CERTIFY THAT THIS APPLICATION IS PREPARED IN CONFORMITY WITH TITLE 10, CODE OF FEDERAL REGULATIONS, PARTS 30, 32, 33, 34, 35, 36, 39, AND 40, AND THAT ALL INFORMATION CONTAINED HEREIN IS TRUE AND CORRECT TO THE BEST OF THEIR KNOWLEDGE AND BELIEF.

WARNING: 18 U.S.C. SECTION 1001 ACT OF JUNE 25, 1948 62 STAT. 749 MAKES IT A CRIMINAL OFFENSE TO MAKE A WILLFULLY FALSE STATEMENT OR REPRESENTATION TO ANY DEPARTMENT OR AGENCY OF THE UNITED STATES AS TO ANY MATTER WITHIN ITS JURISDICTION.

CERTIFYING OFFICER - TYPED/PRINTED NAME AND TITLE

Lewis L. Burton, PE, President

SIGNATURE



DATE

08/08/2007

FOR NRC USE ONLY

TYPE OF FEE

FEE LOG

FEE CATEGORY

AMOUNT RECEIVED

CHECK NUMBER

COMMENTS

APPROVED BY

DATE

471498

TABLE OF CONTENTS

5. Radioactive Material.....	2
6. Purposes for Which Licensed Material Will Be Used.....	2
7. Individual(s) Responsible for Radiation Safety Program and Their Training Experience.....	2
8. Training for Individuals Working In or Frequenting Restricted Areas.....	2
9. Facilities and Equipment.....	2
10. Radiation Safety Program.....	2
Audit Program.....	2
Termination of Activities.....	3
Radiation Safety Officer.....	3
Occupational Dosimetry (Personnel Monitoring).....	3
Radiation Detection Instruments.....	4
Material Receipt and Accountability.....	4
Public Dose.....	4
Operating and Emergency Procedures.....	4
Leak Test.....	6
Maintenance.....	6
Transportation.....	6
11. Waste Management.....	6

5. Radioactive Material:

a. Element and mass number	b. Chemical and/or physical form	c. Maximum amount that will be possessed at one time
Cesium-137	Sealed source Troxler Dwg. A-102112	No single source to exceed 9 mCi
Americum-241:Be	Sealed source Troxler Dwg. A-102451	No single source to exceed 44 mCi

6. Purposes for Which Licensed Material Will Be Used:

To be used in Troxler model 3400 series gauges for measurement of physical properties of materials.

7. Individual(s) Responsible for Radiation Safety Program and Their Training Experience:

Name of RSO	Training	Date of Training
J. Adam Proud	Qal-Tek Radiation Safety/Nuclear Gauge User Safety – 8 Hour Training	May 24, 2007
	Qal-Tek Radiation Safety Officer – 8 Hour Training	May 25, 2007

*Certificates of Completion Attached

8. Training for Individuals Working In or Frequenting Restricted Areas:

Name of Trained Individual	Training	Date of Training
Ronald Isackson	Qal-Tek Radiation Safety/Nuclear Gauge User Safety – 8 Hour Training	May 23, 2007
Ronald Schwend	Qal-Tek Radiation Safety/Nuclear Gauge User Safety – 8 Hour Training	May 23, 2007

* Certificates of Completion Attached

9. Facilities and Equipment:

No response need be submitted in response to this item.

10. Radiation Safety Program:

Audit Program: An audit of the radiation safety program content and implementation will be performed and documented annually. Records of audits will be maintained for at least 3 years. Corrective action will be taken promptly to prevent recurrence of deficiencies. (Applicant not required to submit audit program to NRC during licensing phase.)

Termination of Activities: Applicant not required to submit response to NRC during initial application.

Radiation Safety Officer: Position has been assigned to J. Adam Proud. He received certification in May 2007 through an 8-hour radiation safety/nuclear gauge user safety course

and an additional 8-hour radiation officer training course given by instructors with Qal-Tek Associates, LLC. Mr. Proud's duties and responsibilities include ensuring the following:

- Licensed activities that the RSO considers unsafe are stopped;
- Possession, use, storage, and maintenance of sources and gauges are consistent with the limitations in the license, the Sealed Source and Device Registration sheet(s), and the manufacturer's recommendations and instructions;
- Individuals who use gauges are properly trained;
- **Occupational Dosimetry (Personnel Monitoring):** All personnel will wear a personnel monitoring device, such as a TLD badge, to measure radiation exposure when using or transporting gauges. The badges shall be exchanged at intervals not to exceed 3 months. Dosimetry badges shall be provided by a vendor accredited by the National Voluntary Laboratory Accreditation Program (NVLAP). This badge service will be provided by the following vendor:

Troxler Radiation Monitoring Services
3008 Cornwallis Rd.
Research Triangle Park, NC 27709;

- Gauges are properly secured;
- Proper authorities are notified in case of accident, damage to gauges, fire, or theft;
- Unusual occurrences involving the gauge (e.g., accident, damage) are investigated, cause(s) and appropriate corrective action are identified, and corrective action is taken;
- Audits are performed at least annually and documented, and corrective actions are taken;
- Licensed material is transported in accordance with all applicable DOT requirements;
- Licensed material is disposed of properly;
- Appropriate records are maintained;
- An up-to-date license is maintained and amendment and renewal requests are submitted in a timely manner;
- Up-to-date operating and emergency procedures are developed, maintained, distributed, and implemented;
- Non-routine operations are performed by the manufacturer, distributor, or person specifically authorized by NRC or an Agreement State;
- Documentation is maintained to demonstrate, by measurement or calculation, that the TEDE to the individual member of the public likely to receive the highest dose from the licensed operation does not exceed the annual limit in 10 CFR 20.1301;
- When the licensee identifies violations of regulations or license conditions or program weaknesses, corrective actions are developed, implemented, and documented;
- Posting of documents required by 10 CFR 19.11 (Parts 19 and 20, license documents, operating procedures, NRC Form 3, "Notice to Employees"), and 10 CFR 21.6 (Part 21, Section 206 of Energy Reorganization Act of 1974, procedures adopted pursuant to Part 21) or posting a notice indicating where these documents can be examined.

Radiation Detection Instruments: We will possess and use, or have access to and use, a radiation survey meter that meets the criteria in the section entitled "Radiation Safety Program – Instruments" in NUREG-1556, Vol. 1 Rev. 1, "Consolidated Guidance about Materials Licenses: Program-Specific Guidance about Portable Gauge Licenses," dated November 2001, in the event of an incident. The following are the specifications for the survey meter we will be using:

Manufacturer:	Troxler Electronic Laboratories, Inc.
Model:	TroxAlert
Type:	G-M survey meter
Radiation Detected:	alpha, beta, gamma, and x-ray
Sensitivity Range:	0-100 mrem/hr
Window Thickness:	1.4 mg/cm ²

The firm that will be calibrating the survey meter is:

Troxler Electronic Laboratories, Inc.
3008 Cornwallis Road
Research Triangle Park, NC 27709
(North Carolina License No. 032-0182-1)

Material Receipt and Accountability: Physical inventories will be conducted at intervals not to exceed 6 months, to account for all sealed sources and devices received and possessed under the license. Records of receipt, transfer, and disposal of gauges will be maintained for at least 3 years.

Public Dose: No response needed for license application. Examination upon inspection.

Operating and Emergency Procedures: We will implement and maintain the operating and emergency procedures in Appendix H of NUREG-1556, Vol. 1, Rev. 1, "Consolidated Guidance about Materials Licenses: Program-Specific Guidance about Portable Gauge Licenses," dated November 2001, and provide copies of these procedures to all gauge users and at each job site. These procedures are as follows:

Operating Procedures

- If personnel dosimetry is provided:
 - Always wear your assigned thermoluminescent dosimeter (TLD) or film badge when using the gauge;
 - Never wear another person's TLD or film badge;
 - Never store your TLD or film badge near the gauge.
- Before removing the gauge from its place of storage, ensure that, where applicable, each gauge source is in the fully shielded position and that in gauges with a movable rod containing a sealed source, the source rod is locked (e.g., keyed lock, padlock, mechanical control) in the shielded position. Place the gauge in the transport case and lock the case.
- Sign out the gauge in a log book (that remains at the storage location) including the date(s) of use, name(s) of the authorized users who will be responsible for the gauge, and the temporary job site(s) where the gauge will be used.
- Block and brace the gauge to prevent movement during transport and lock the gauge in or to the vehicle. Follow all applicable Department of Transportation (DOT) requirements when transporting the gauge.
- Use the gauge according to the manufacturer's instructions and recommendations.
- Do not touch the unshielded source rod with your fingers, hands, or any part of your body.
- Do not place hands, fingers, feet, or other body parts in the radiation field from an unshielded

source.

- Unless absolutely necessary, do not look under the gauge when the source rod is being lowered into the ground. If you must look under the gauge to align the source rod with the hole, follow the manufacturer's procedures to minimize radiation exposure.
- After completing each measurement in which the source is unshielded, immediately return the source to the shielded position.
- Always maintain constant surveillance and immediate control of the gauge when it is not in storage. At job sites, do not walk away from the gauge when it is left on the ground. Take action necessary to protect the gauge and yourself from danger of moving heavy equipment.
- Always keep unauthorized persons away from the gauge.
- Perform routine cleaning and maintenance according to the manufacturer's instructions and recommendations.
- When the gauge is not in use at a temporary job site, place the gauge in a secured storage location (e.g., locked in the trunk of a car or locked in a storage shed).
- Before transporting the gauge, ensure that, where applicable, each gauge source is in the fully shielded position. Ensure that in gauges with a movable source rod, the source rod is locked in the shielded position (e.g., keyed lock, padlock, mechanical control). Place the gauge in the transport case and lock the case. Block and brace the case to prevent movement during transportation. Lock the case in or to the vehicle, preferably in a closed compartment.
- Return the gauge to its proper locked storage location at the end of the work shift.
- Log the gauge into the daily use log when it is returned to storage.
- If gauges are used for measurements with the unshielded source extended more than 3 feet beneath the surface, use piping, tubing, or other casing material to line the hole from the lowest depth to 12 inches above the surface. If the piping, tubing, or other casing material cannot extend 12 inches above the surface, cap the hole liner or take other steps to ensure that the hole is free of debris (and it is unlikely that debris will re-enter the cased hole) so that the unshielded source can move freely (e.g., use a dummy probe to verify that the hole is free of obstructions).
- After making changes affecting the gauge storage area (e.g., changing the location of gauges within the storage area, removing shielding, adding gauges, changing the occupancy of adjacent areas, moving the storage area to a new location), reevaluate compliance with public dose limits and ensure proper security of gauges.

Emergency Procedures

If the source fails to return to the shielded position (e.g., as a result of being damaged, source becomes stuck below the surface), or if any other emergency or unusual situation arises (e.g., the gauge is struck by a moving vehicle, is dropped, is in a vehicle involved in an accident):

- Immediately secure the area and keep people at least 15 feet away from the gauge until the situation is assessed and radiation levels are known. However, perform first aid for any injured individuals and remove them from the area only when medically safe to do so.
- If any heavy equipment is involved, detain the equipment and operator until it is determined there is no contamination present.
- Gauge users and other potentially contaminated individuals should not leave the scene until emergency assistance arrives.
- Notify the following persons, in the order listed below, of the situation:

Name	Work Phone	Home Phone
J. Adam Proud, RSO	(406) 587-4545	
NRC Emergency Operations Center	(301) 816-5100	
Troxler Electronic Laboratories, Inc.	(877) 876-9537	

Follow the directions provided by the person contacted above.

RSO and Licensee Management

- Arrange for a radiation survey to be conducted as soon as possible by a knowledgeable person using appropriate radiation detection instrumentation. This person could be a licensee employee using a survey meter located at the job site or a consultant. To accurately assess the radiation danger, it is essential that the person performing the survey be competent in the use of the survey meter.
- If gauges are used for measurements with the unshielded source extended more than 3 feet below the surface, contact persons listed on the emergency procedures need to know the steps to be followed to retrieve a stuck source and to convey those steps to the staff on site.
- Make necessary notifications to local authorities as well as to NRC as required. (Even if it is not required, you may report *any* incident to NRC by calling NRC's Emergency Operations Center at (301) 816-5100, which is staffed 24 hours a day and accepts collect calls.) NRC notification is required when gauges containing licensed material are lost or stolen, when gauges are damaged or involved in incidents that result in doses in excess of 10 CFR 20.2203 limits, and when it becomes apparent that attempts to recover a source stuck below the surface will be unsuccessful.
- Reports to NRC must be made within the reporting time frames specified by the regulations.
- Reporting requirements are found in 10 CFR 20.2201-2203 and 10 CFR 30.50.

Leak Test: Leak tests will be performed at intervals not to exceed 6 months or other interval specified in the license using an approved kit, such as Troxler Leak Test Kit 3880, in accordance with the kit supplier's instructions. Leak test samples will be analyzed by an organization authorized by the NRC or Agreement State to provide leak test services, such as Troxler Electronic Laboratories, Inc. (North Carolina license no. 031-0182-1).

Maintenance: We will implement and maintain procedures for routine maintenance (cleaning and lubrication) of our gauges according to the manufacturer's recommendations and instructions. We will send the gauge to the manufacturer to perform non-routine maintenance or repair operations that require removal of the source or source rod from the gauge.

Transportation: No response needed for license application.

11. Waste Management: No response needed for license application.

CERTIFICATE OF COMPLETION



PRESENTED BY
QAL-TEK ASSOCIATES, L.L.C.

TO
J. ADAM PROUD

FOR HAVING SUCCESSFULLY COMPLETED THE RADIATION SAFETY AND NUCLEAR GAUGE
USER SAFETY TRAINING IN ACCORDANCE WITH THE REQUIREMENTS OF NUREG 1556 VOL 1,
10 CFR PARTS 19 & 20, AND DOT HAZMAT REQUIREMENTS IN 49 CFR PART 172.

PRESENTED THIS DAY

MAY 24, 2007

Signature of Trainer

/ Dee Armstrong

Location: Helena, MT

CERTIFICATE OF COMPLETION



PRESENTED BY
QAL-TEK ASSOCIATES, L.L.C.

TO
J. ADAM PROUD

FOR HAVING SUCCESSFULLY COMPLETED THE RADIATION SAFETY OFFICER TRAINING IN
ACCORDANCE WITH THE REQUIREMENTS OF NUREG 1556 VOL 1 APPENDIX D, 10 CFR PARTS
19, 20 & 30, AND DOT HAZMAT IN 49 CFR PART 172

PRESENTED THIS
MAY 25, 2007

Signature of Trainer

/Dee Armstrong

Location: Helena, MT

CERTIFICATE OF COMPLETION



PRESENTED BY
QAL-TEK ASSOCIATES, L.L.C.

TO
RONALD SCHWEND

FOR HAVING SUCCESSFULLY COMPLETED THE **RADIATION SAFETY AND NUCLEAR GAUGE
USER SAFETY TRAINING** IN ACCORDANCE WITH THE REQUIREMENTS OF **NUREG 1556 VOL 1,
10 CFR PARTS 19 & 20, AND DOT HAZMAT REQUIREMENTS IN 49 CFR PART 172.**

PRESENTED THIS DAY


MAY 23RD, 2007

Signature of Trainer

/ Dee Armstrong

Location: Bozeman, MT

CERTIFICATE OF COMPLETION



PRESENTED BY
QAL-TEK ASSOCIATES, L.L.C.

TO
RONALD ISACKSON

FOR HAVING SUCCESSFULLY COMPLETED THE RADIATION SAFETY AND NUCLEAR GAUGE
USER SAFETY TRAINING IN ACCORDANCE WITH THE REQUIREMENTS OF NUREG 1556 VOL 1,
10 CFR PARTS 19 & 20, AND DOT HAZMAT REQUIREMENTS IN 49 CFR PART 172.

PRESENTED THIS DAY

MAY 23RD, 2007

Signature of Trainer

/ Dee Armstrong

Location: Bozeman, MT

SEP 12 2007

This is to acknowledge the receipt of your letter/application dated
8-08-07, and to inform you that the initial processing,
which includes an administrative review, has been performed.

DATE

☒ There were no administrative omissions. Your application will be assigned to a technical reviewer. Please note that the technical review may identify additional omissions or require additional information.

☐ Please provide to this office within 30 days of your receipt of this card:

The action you requested is normally processed within 90 days.

☒ A copy of your action has been forwarded to our License Fee & Accounts Receivable Branch, who will contact you separately if there is a fee issue involved.

Your action has been assigned **Mail Control Number** 471498.
When calling to inquire about this action, please refer to this mail control number.
You may call me at 817-860-8103.

Sincerely,

Colleen Murahan

Licensing Assistant

BETWEEN:

License Fee Management Branch, ARM
and
Regional Licensing Sections

: (FOR LFMS USE)
: INFORMATION FROM LTS
: -----
:
: Program Code: _____
: Status Code: 3 _____
: Fee Category: _____
: Exp. Date: 0 _____
: Fee Comments: _____
: Decom Fin Assur Req'd: _____
: ::::::::::::::::::::::::::::::::::::::

LICENSE FEE TRANSMITTAL

A. REGION

1. APPLICATION ATTACHED

Applicant/Licensee: GATEWAY ENGINEERING & SURVEYING INC
Received Date: 20070910
Docket No: 3037541
Control No.: 471498
License No.:
Action Type: New Licensee

2. FEE ATTACHED

Amount: \$1400.00
Check No.: 004900

3. COMMENTS

Signed
Date

Colleen Munnahan
9.11.07

B. LICENSE FEE MANAGEMENT BRANCH (Check when milestone 03 is entered /_/)

1. Fee Category and Amount: _____

2. Correct Fee Paid. Application may be processed for:


Amendment _____
Renewal _____
License _____

3. OTHER _____

Signed
Date



SEP 7



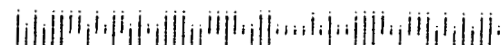
Gateway Engineering &
Surveying, Inc.
3005 Valley Commons Drive,
Suite 10
Bozeman, MT 59718

ENGINEERING & SURVEYING

NUCLEAR MATERIALS LICENSING BRANCH
U.S. NUCLEAR REGULATORY COMMISSION
REGION IV
611 RYAN PLAZA DRIVE, SUITE 400
ARLINGTON, TX 76011-4005



4 7 1 4 9 8





USA First-Class




USA First-Class



USA First-Class




USA First-Class



Gateway Engineering &
Surveying, Inc.
3605 Valley Commons Drive,
Suite 10
Bozeman, MT 59718

ENGINEERING & SURVEYING

NUCLEAR MATERIALS LICENSING BRANCH
U.S. NUCLEAR REGULATORY COMMISSION
REGION IV
611 RYAN PLAZA DRIVE, SUITE 400
ARLINGTON, TX 76011-4005



4 7 1 4 9 8

