

T.S. 4.0.5 & 10CFR50.55a(g)

July 3, 2007

U. S. Nuclear Regulatory Commission
Attn: Document Control Desk
Washington, DC 20555

Limerick Generating Station, Unit 2
Facility Operating License No. NPF-85
NRC Docket No. 50-353

Subject: LGS Unit 2 Summary Report for Inservice Inspections (2R09)

The LGS Unit 2 Summary Report for Inservice Inspections and ASME Section XI non-destructive examinations, repairs and replacements for the period March 19, 2005 to April 4, 2007 Report No. 9 is submitted in accordance with ASME Section XI, Article IWA-6200, Unit 2 Technical Specifications Section 4.0.5 and 10CFR50.55a(g).

There are no commitments contained in this letter.

If you have any questions or require additional information, please do not hesitate to contact us.

Sincerely,



Christopher H. Mudrick
Vice President - LGS
Exelon Generation Company, LLC

Enclosure: Limerick Generating Station Unit 2, Summary Report for the March 19, 2005 to April 4, 2007 Periodic Inservice Inspection Report No. 9

cc: S. Collins, Administrator, Region I, USNRC
S. Hansell, LGS USNRC Senior Resident Inspector

A047
NRR

bcc: C. Mudrick– GML 5-1 (w/o attachments)
R. DeGregorio – KSA-3N (w/o attachments)
K. Jury - Cantara (w/o attachments)
P. Gardner - GML 5-1 (w/o attachments)
P. Cowan - KSA 2N (w/o attachments)
D. Helker - KSA 2N (w/o attachments)
R. Kreider - SSB 2-4 w/attachments
R. Dickinson - SSB 3-1 (w/o attachments)
S. Bobyock - SSB 3-1 (w/o attachments)
H. Do- Cantera (w/o attachments)
M. Karasek - SSB 3-4 (w/attachments)
G. Budock-SSB 3-4 (w/attachments)
J. Toro - SSB 4-2 (w/attachments)
S. Gamble - SSB 2-4 (w/o attachments)
P. Lenair - SSB 3-1 (w/attachments)
K. Fisher - JSK 4-1 (w/attachments)
J. Kramer – GML 2-5 (w/attachments)
R. Janati - Commonwealth of PA DEP (w/attachments)
D. Dyckman - (PABRP) SSB 2-4 (w/o attachments)


ISI Summary Report
Limerick Generating Station Unit 2
Refueling Outage: 2R09
Commercial Service Date: January 8, 1990

Examination Dates
March 19, 2005 to April 4, 2007


Owner: Exelon Generating Company, LLC
200 Exelon Way
Kennett Square, PA 19348

Plant: Limerick Generating Station
3146 Sanatoga Road
Pottstown, PA 19464

Report Completion Date: July 03, 2007

Prepared By: 

Reviewed By: Michelle Karasek

Reviewed By: 


Approved By: 

Table Of Contents

Section	Title	Number of Pages
Form NIS-1	Owner's Report For In-Service Inspections	2
Introduction	Examination Period and Requirements	1
Section 1	Summary of In-Service Inspection Results	56
Section 2	Summary of Conditions Observed	3
	GE-NE-0000-0066-2110-R1, Limerick 2R09, Evaluation of Jet Pump Indications and Repair Recommendations, dated March 28, 2007.	7
	SIR-05-249, Revision 0, Evaluation of the Limerick Generating Station Unit 2 Core Shroud Welds H1, H2, H3, H4, and H6 for Operation Through Li2R10, dated September 9, 2005.	57
Section 3	Summary of ASME Section XI Repairs and Replacements	3
Form NIS-2	Owner's Reports for Repairs and Replacements	158

FORM NIS-1 OWNER'S REPORT FOR INSERVICE INSPECTIONS
As required by the Provisions of the ASME Code Rules

1. Owner Exelon Generation Company, LLC, 200 Exelon Way, Kennett Square, PA 19348
(Name and Address of Owner)
2. Plant Limerick Generating Station, 3146 Sanatoga Road, Pottstown, PA 19464
(Name and Address of Plant)
3. Plant Unit 2 4. Owner Certificate of Authorization (if required) N/A
5. Commercial Service Date January 8, 1990 6. National Board Number for Unit 3960
7. Components Inspected:

Component or Appurtenance	Manufacturer or Installer	Manufacturer or Installer Serial No.	State or Province No.	National Board No.
Nuclear Reactor				
Vessel	Chicago Bridge & Iron Co.	B-5027	*	3960
Primary Containment	Bechtel/			
Vessel	Chicago Bridge & Iron Co.	*	*	PASPEC5382
Class 1, 2, & 3				
Piping Systems				
& Supports	*	*	*	*

* Traceability per Form N-5 Data Report, Design Specification and Line Number.

Note: Supplemental sheets in form of lists, sketches, or drawings may be used, provided (1) size is 8½ in. x 11 in., (2) information in items 1 through 6 on this report is included on each sheet, and (3) each sheet is numbered and the number of sheets is recorded at the top of this form.

This Form (E00029) may be obtained from the ASME Order Dept., 22 Law Drive, Box 2300, Fairfield, NJ 07007-2300

FORM NIS-1 (Back)

8. Examination Dates March 19, 2005 to April 4, 2007
9. Inspection Period Identification: Period No. 1
10. Inspection Interval Identification: Third Interval, Inspection Program B (ISI); Second Interval, Inspection Program B (CISI)
11. Applicable Edition of Section XI 2001 Addenda 2003
12. Date/Revision of Inspection Plan: Specification NE-328, Revision 0
13. Abstract of Examinations and Tests. Include a list of examinations and tests and a statement concerning status of work required for the Inspection Plan.
- Refer to Section 1, Summary of In-Service Inspection Results
14. Abstract of Results of Examinations and Tests.
- Refer to Section 2, Summary of Reportable Conditions Observed
15. Abstract of Corrective Measures.
- Refer to Section 3, Summary of ASME Section XI Repairs and Replacements

We certify that a) the statements made in this report are correct, b) the examinations and tests meet the Inspection Plan as required by the ASME Code, Section XI, and c) corrective measures taken conform to the rules of the ASME Code, Section XI.

Certificate of Authorization No. (if applicable) N/A Expiration Date N/A

Date June 27, 2007 Signed Exelon Generation Co., LLC By [Signature]
Owner

CERTIFICATE OF INSERVICE INSPECTION

I, the undersigned, holding a valid commission issued by the National Board of Boiler and Pressure Vessel Inspectors and the State or Province of Pennsylvania and employed by HSBCT of Hartford, Connecticut have inspected the components described in this Owner's Report during the period March 19, 2005 to April 4, 2007, and state that to the best of my knowledge and belief, the Owner has performed examinations and tests and taken corrective measures described in this Owner's Report in accordance with the Inspection Plan and as required by the ASME Code, Section XI.

By signing this certificate neither the Inspector nor his employer makes any warranty, expressed or implied, concerning the examinations, tests, and corrective measures described in this Owner's Report. Furthermore, neither the Inspector nor his employer shall be liable in any manner for any personal injury or property damage or a loss of any kind arising from or connected with this inspection.

[Signature] Commissions PA 2497 I, N, A, & C
Inspector's Signature National Board, State, Province, and Endorsements

Date 28 JUNE 2007

Introduction

Examination Period and Requirements

During the period from March 19, 2005 to April 4, 2007 In-Service Inspections were performed at Limerick Generating Station Unit 2. Unit 2 was shutdown for the ninth refuel outage during the period of March 9, 2007 through April 4, 2007. Relief Request I3R-01 "Request for Relief for Alternative Requirements for the Synchronization of Ten-Year ISI Intervals Between Units 1 and 2 for Class 1, 2, 3, MC, and CC Components In Accordance with 10CFR50.55 a(a)(3)(i)" was approved on August 4, 2006.

- March 19, 2005 to January 31, 2007- the examinations will be credited to the Second Interval, Second Period.
 - Examinations of the Reactor Pressure Vessel and Class 1, 2, and 3 Piping Systems and Supports were completed in accordance with ASME Section XI, 1989 Edition with No Addenda.
 - Examinations of the Primary Containment Vessel Class MC and CC Components were performed in accordance with the requirements of ASME Section XI, 1992 Edition with the 1992 Addenda.
- February 1, 2007 to April 4, 2007- the examinations will be credited to the Third Interval, First Period.
 - Examinations of the Reactor Pressure Vessel and Class 1, 2, and 3 Piping Systems and Supports were completed in accordance with ASME Section XI, 2001 Edition with the 2003 Addenda.
 - Examinations of the Primary Containment Vessel Class MC and CC Components were performed in accordance with the requirements of ASME Section XI, 2001 Edition with the 2003 Addenda.

In addition to ASME Section XI, Augmented In-Service Inspections were performed in accordance with the following regulatory requirements and industry guidance.

Generic Letter 88-01	Intergranular Stress Corrosion Cracking
IE Bulletins 95-02 and 96-03	RHR and Core Spray Suction Strainers
NUREG-0619	BWR Feedwater Nozzle and Control Rod Drive Return Line Nozzle Cracking
NUREG-0800	No Break Boundaries
FSAR Table 3.2-1	Non-Q RPV Internal Components
BWRVIP-05	BWR Reactor Pressure Vessel Shell Weld Inspection Recommendations
BWRVIP-18-A	Core Spray Internals Inspection and Flaw Evaluation Guidelines
BWRVIP-38	Shroud Support Inspection and Flaw Evaluation Guidelines
BWRVIP-41, Rev 1	Jet Pump Inspection and Flaw Evaluation Guidelines
BWRVIP-42-A	LPCI Coupling Inspection and Flaw Evaluation Guidelines
BWRVIP-47-A	Lower Plenum Inspection and Flaw Evaluation Guidelines
BWRVIP-48-A	Pressure Vessel ID Attachment Welds Inspection and Flaw Evaluation Guidelines
BWRVIP-75-A	Technical Basis for Revision to Generic Letter 88-01 Inspection Schedules
BWRVIP-76	Core Shroud Inspection and Flaw Evaluation Guidelines
BWRVIP-139	Steam Dryer Inspection and Flaw Evaluation Guidelines
GE SIL No 455	Recommendation for Additional ISI of Alloy 182 Nozzle Weldments

Limerick 2R09 ISI Component Examination Results

Component ID Description	Summary # Class	Category Item	Exam Reason	Actual Exam	Code Coverage	Exam Results	Insp. Date Code Cases	Iso Number Exam Comments
BG Shell Ring No. 3 Vertical Seam Weld	702500 1	B-A B1.12	XI	UT	98	NRI	3/15/2007	XI-RPV-2
AH Closure Head Dollar Plate Weld	714600 1	B-A B1.21	XI	UT	100	NRI	3/17/2007	XI-RPV-2 UT examination performed from 240 degrees to 360 degrees
DN Closure Head Weld	715200 1	B-A B1.22	XI	UT	100	NRI	3/17/2007	XI-RPV-2
DP Closure Head Weld	715300 1	B-A B1.22	XI	UT	100	NRI	3/17/2007	XI-RPV-2
AG Closure Head to Flange Weld	714500 1	B-A B1.40	XI	MT UT	92 92	NRI NRI	3/17/2007	XI-RPV-2 MT and UT examinations performed from 240 degrees to 360 degrees
N17D-IR LPCI "C" Loop Nozzle Inside Radius Section	712700 1	B-D B3.100	XI	UT	100	NRI	3/20/2007 N-648-1	XI-RPV-2
N2H-IR Recirculation Inlet "A" Loop Nozzle Inside Radius Section	706700 1	B-D B3.100	XI	UT	100	NRI	3/15/2007 N-648-1	XI-RPV-2
N2J-IR Recirculation Inlet "A" Loop Nozzle Inside Radius Section	707000 1	B-D B3.100	XI	UT	100	NRI	3/15/2007 N-648-1	XI-RPV-2
N3C-IR Main Steam "C" Loop Nozzle Inside Radius Section	708200 1	B-D B3.100	XI	UT	100	NRI	3/19/2007 N-648-1	XI-RPV-2
N3D-IR Main Steam "D" Loop Nozzle Inside Radius Section	708500 1	B-D B3.100	XI	UT	100	NRI	3/14/2007 N-648-1	XI-RPV-2
N4A-IR Feedwater "A" Loop Nozzle Inside Radius Section	708800 1	B-D B3.100	XI	UT	100	NRI	3/21/2007 N-648-1	XI-RPV-2
N4F-IR Feedwater "F" Loop Nozzle Inside Radius Section	710300 1	B-D B3.100	XI	UT	100	NRI	3/21/2007 N-648-1	XI-RPV-2
N5B-IR Core Spray "A" Loop Nozzle Inside Radius Section	710900 1	B-D B3.100	XI	UT	100	NRI	3/21/2007 N-648-1	XI-RPV-2
N17D LPCI "C" Loop Nozzle to Vessel Weld	712600 1	B-D B3.90	XI	UT	84	NRI	3/20/2007	XI-RPV-2 Limited examination due to interference

Limerick 2R09 ISI Component Examination Results

Component ID Description	Summary # Class	Category Item	Exam Reason	Actual Exam	Code Coverage	Exam Results	Insp. Date Code Cases	Iso Number Exam Comments
N2H Recirculation Inlet "A" Loop Nozzle to Vessel Weld	706600 1	B-D B3.90	XI	UT	80	NRI	3/15/2007	XI-RPV-2 Limited examination due to N8 nozzle interference
N2J Recirculation Inlet "A" Loop Nozzle to Vessel Weld	706900 1	B-D B3.90	XI	UT	80	NRI	3/15/2007	XI-RPV-2 Limited examination due to nozzle configuration
N3C Main Steam "C" Loop Nozzle to Vessel Weld	708100 1	B-D B3.90	XI	UT	82	NRI	3/19/2007	XI-RPV-2 Limited examination due to nozzle configuration
N3D Main Steam "D" Loop Nozzle to Vessel Weld	708400 1	B-D B3.90	XI	UT	82	NRI	3/14/2007	XI-RPV-2 Limited examination due to nozzle configuration
N4A Feedwater "A" Loop Nozzle to Vessel Weld	708700 1	B-D B3.90	XI	UT	79	RI	3/15/2007	XI-RPV-2 Limited examination due to proximity of mirror insulation near the stabilizer brackets and N11A nozzle; 2 indications were recorded and evaluated to be acceptable per IWB-3000.
N4F Feedwater "F" Loop Nozzle to Vessel Weld	710200 1	B-D B3.90	XI	UT	80	NRI	3/15/2007	XI-RPV-2 Limited examination due to proximity of mirror insulation near the stabilizer brackets
N5B Core Spray "A" Loop Nozzle to Vessel Weld	710800 1	B-D B3.90	XI	UT	85	NRI	3/21/2007	XI-RPV-2 Limited examination due to nozzle configuration
2BP-201 2-6-01 Recirculation Pump Casing 3" Diameter Stud	600200 1	B-G-1 B6.180	XI	UT	100	NRI	3/15/2007	XI-2P-201
2BP-201 2-6-02 Recirculation Pump Casing 3" Diameter Stud	600300 1	B-G-1 B6.180	XI	UT	100	NRI	3/15/2007	XI-2P-201
2BP-201 2-6-03 Recirculation Pump Casing 3" Diameter Stud	600400 1	B-G-1 B6.180	XI	UT	100	NRI	3/15/2007	XI-2P-201
2BP-201 2-6-04 Recirculation Pump Casing 3" Diameter Stud	600500 1	B-G-1 B6.180	XI	UT	100	NRI	3/15/2007	XI-2P-201
2BP-201 2-6-05 Recirculation Pump Casing 3" Diameter Stud	600600 1	B-G-1 B6.180	XI	UT	100	NRI	3/15/2007	XI-2P-201
2BP-201 2-6-06 Recirculation Pump Casing 3" Diameter Stud	600700 1	B-G-1 B6.180	XI	UT	100	NRI	3/15/2007	XI-2P-201
2BP-201 2-6-07 Recirculation Pump Casing 3" Diameter Stud	600800 1	B-G-1 B6.180	XI	UT	100	NRI	3/15/2007	XI-2P-201

Limerick 2R09 ISI Component Examination Results

Component ID Description	Summary # Class	Category Item	Exam Reason	Actual Exam	Code Coverage	Exam Results	Insp. Date Code Cases	Iso Number Exam Comments
2BP-201 2-6-08 Recirculation Pump Casing 3" Diameter Stud	600900 1	B-G-1 B6.180	XI	UT	100	NRI	3/15/2007	XI-2P-201
2BP-201 2-6-09 Recirculation Pump Casing 3" Diameter Stud	601000 1	B-G-1 B6.180	XI	UT	100	NRI	3/15/2007	XI-2P-201
2BP-201 2-6-10 Recirculation Pump Casing 3" Diameter Stud	601100 1	B-G-1 B6.180	XI	UT	100	NRI	3/15/2007	XI-2P-201
2BP-201 2-6-11 Recirculation Pump Casing 3" Diameter Stud	601200 1	B-G-1 B6.180	XI	UT	100	NRI	3/15/2007	XI-2P-201
2BP-201 2-6-12 Recirculation Pump Casing 3" Diameter Stud	601300 1	B-G-1 B6.180	XI	UT	100	NRI	3/15/2007	XI-2P-201
2BP-201 2-6-13 Recirculation Pump Casing 3" Diameter Stud	601400 1	B-G-1 B6.180	XI	UT	100	NRI	3/15/2007	XI-2P-201
2BP-201 2-6-14 Recirculation Pump Casing 3" Diameter Stud	601500 1	B-G-1 B6.180	XI	UT	100	NRI	3/15/2007	XI-2P-201
2BP-201 2-6-15 Recirculation Pump Casing 3" Diameter Stud	601600 1	B-G-1 B6.180	XI	UT	100	NRI	3/15/2007	XI-2P-201
2BP-201 2-6-16 Recirculation Pump Casing 3" Diameter Stud	601700 1	B-G-1 B6.180	XI	UT	100	NRI	3/15/2007	XI-2P-201
2BP-201 2-10-01 Recirculation Pump Casing 3" Diameter Nut	601800 1	B-G-1 B6.200	XI	VT-1	100	NRI	3/15/2007	XI-2P-201
2BP-201 2-10-02 Recirculation Pump Casing 3" Diameter Nut	601900 1	B-G-1 B6.200	XI	VT-1	100	NRI	3/15/2007	XI-2P-201
2BP-201 2-10-03 Recirculation Pump Casing 3" Diameter Nut	602000 1	B-G-1 B6.200	XI	VT-1	100	NRI	3/15/2007	XI-2P-201
2BP-201 2-10-04 Recirculation Pump Casing 3" Diameter Nut	602100 1	B-G-1 B6.200	XI	VT-1	100	NRI	3/15/2007	XI-2P-201
2BP-201 2-10-05 Recirculation Pump Casing 3" Diameter Nut	602200 1	B-G-1 B6.200	XI	VT-1	100	NRI	3/15/2007	XI-2P-201
2BP-201 2-10-06 Recirculation Pump Casing 3" Diameter Nut	602300 1	B-G-1 B6.200	XI	VT-1	100	NRI	3/15/2007	XI-2P-201

Limerick 2R09 ISI Component Examination Results

Component ID Description	Summary # Class	Category Item	Exam Reason	Actual Exam	Code Coverage	Exam Results	Insp. Date Code Cases	Iso Number Exam Comments
2BP-201 2-10-07 Recirculation Pump Casing 3" Diameter Nut	602400 1	B-G-1 B6.200	XI	VT-1	100	NRI	3/15/2007	XI-2P-201
2BP-201 2-10-08 Recirculation Pump Casing 3" Diameter Nut	602500 1	B-G-1 B6.200	XI	VT-1	100	NRI	3/15/2007	XI-2P-201
2BP-201 2-10-09 Recirculation Pump Casing 3" Diameter Nut	602600 1	B-G-1 B6.200	XI	VT-1	100	NRI	3/15/2007	XI-2P-201
2BP-201 2-10-10 Recirculation Pump Casing 3" Diameter Nut	602700 1	B-G-1 B6.200	XI	VT-1	100	NRI	3/15/2007	XI-2P-201
2BP-201 2-10-11 Recirculation Pump Casing 3" Diameter Nut	602800 1	B-G-1 B6.200	XI	VT-1	100	NRI	3/15/2007	XI-2P-201
2BP-201 2-10-12 Recirculation Pump Casing 3" Diameter Nut	602900 1	B-G-1 B6.200	XI	VT-1	100	NRI	3/15/2007	XI-2P-201
2BP-201 2-10-13 Recirculation Pump Casing 3" Diameter Nut	603000 1	B-G-1 B6.200	XI	VT-1	100	NRI	3/15/2007	XI-2P-201
2BP-201 2-10-14 Recirculation Pump Casing 3" Diameter Nut	603100 1	B-G-1 B6.200	XI	VT-1	100	NRI	3/15/2007	XI-2P-201
2BP-201 2-10-15 Recirculation Pump Casing 3" Diameter Nut	603200 1	B-G-1 B6.200	XI	VT-1	100	NRI	3/15/2007	XI-2P-201
2BP-201 2-10-16 Recirculation Pump Casing 3" Diameter Nut	603300 1	B-G-1 B6.200	XI	VT-1	100	NRI	3/15/2007	XI-2P-201
HV-51-2F050B Bolting 12" A.O. Check Valve Bonnet and Hinge Pin Cover Bolting	327600 1	B-G-2 B7.70	XI	VT-1	100	NRI	3/25/2007	XI-DCA-204-3
PSV-41-2F013A Bolting 6" X 10" Relief Valve Bonnet/2nd Stage Bonnet Bolting	172800 1	B-G-2 B7.70	XI	VT-1	100	NRI	3/16/2007	XI-APE-2MS-LA

Limerick 2R09 ISI Component Examination Results

Component ID Description	Summary # Class	Category Item	Exam Reason	Actual Exam	Code Coverage	Exam Results	Insp. Date Code Cases	Iso Number Exam Comments
CRD HOUSING FLANGE BOLTING	739700	B-G-2	XI	VT-1	100	NRI	3/18/2007	XI-BN-6
185 CRD Housing Flanges - 8 Cap Screws per Flange	1	B7.80						Examined bolting at 19 core locations disassembled for maintenance Li2R09: CRD 10-23, 10-35, 18-19, 22-31, 26-11, 26- 15, 26-35, 30-11, 30-19, 30-23, 30-27, 30-31, 30-47, 34-23, 34- 27, 38-31, 42-55, 54-19, and 58- 31. Bolt inspection per W/O R0997991-03: Bolt replacement resolved all reportable indications: CRD 30-19 received one new bolt and CRD 30-27 received one new bolt.
CG	724900	B-K	XI	MT	100	NRI	3/22/2007	XI-BH-1
Skirt Knuckle to RPV Weld	1	B10.10						MT examination performed from 240 degrees to 360 degrees.
FR	724800	B-K	XI	MT	100	NRI	3/22/2007	XI-BH-1
RPV Weld Build-Up	1	B10.10						MT examination performed from 240 degrees to 360 degrees.
HV-51-2F050B Internal Surfaces	327700	B-M-2	XI	VT-3	100	NRI	3/25/2007	XI-DCA-204-3
12" A.O. Check Valve Internal Surfaces	1	B12.50						
PSV-41-2F013A Internal Surfaces	173500	B-M-2	XI	VT-3	100	NRI	3/16/2007	XI-APE-2MS-LA
6" X 10" Relief Valve Internal Surfaces	1	B12.50						
ST-4-041-950-2		B-P	XI	VT-2	100	RI	3/30/2007	ST-INDEX
ISI System Leakage Test for all Class 1 Systems and some Class 2 Systems	1	B15.10						Leakage was identified and evaluated as acceptable per IR# 610203 A02.
EBB-208-1 FW19A	132000	C-C	XI	PT	100	NRI	3/14/2007	XI-EBB-208-1
Lug EBB-208-1-18 to 12" Pipe (H23)	2	C3.20						
EBB-208-1 FW19B	132100	C-C	XI	PT	100	NRI	3/14/2007	XI-EBB-208-1
Lug EBB-208-1-19 to 12" Pipe (H23)	2	C3.20						
EBB-208-1 FW19C	132200	C-C	XI	PT	100	NRI	3/14/2007	XI-EBB-208-1
Lug EBB-208-1-20 to 12" Pipe (H23)	2	C3.20						
EBB-208-1 FW19D	132300	C-C	XI	PT	100	NRI	3/14/2007	XI-EBB-208-1
Lug EBB-208-1-21 to 12" Pipe (H23)	2	C3.20						
EBB-208-1 FW19E	132400	C-C	XI	PT	100	NRI	3/14/2007	XI-EBB-208-1
Lug EBB-208-1-22 to 12" Pipe (H23)	2	C3.20						
EBB-208-1 FW19F	132500	C-C	XI	PT	100	NRI	3/14/2007	XI-EBB-208-1
Lug EBB-208-1-23A to 12" Pipe (H23)	2	C3.20						

Limerick 2R09 ISI Component Examination Results

Component ID Description	Summary # Class	Category Item	Exam Reason	Actual Exam	Code Coverage	Exam Results	Insp. Date Code Cases	Iso Number Exam Comments
EBB-208-1 FW19G	132600	C-C	XI	PT	100	NRI	3/14/2007	XI-EBB-208-1
Lug EBB-208-1-24 to 12" Pipe (H23)	2	C3.20						
EBB-208-1 FW19H	132700	C-C	XI	PT	100	NRI	3/14/2007	XI-EBB-208-1
Lug EBB-208-1-25 to 12" Pipe (H23)	2	C3.20						
20P-203 PS1	294000	C-C	XI	MT	75	NRI	3/11/2007	XI-20P-203
Mounting Support to Pump	2	C3.30						Bottom of weld not inspected due to pedestal
20P-203 SWD1	294500	C-G	XI	MT	100	NRI	3/11/2007	XI-20P-203
Pump Casing Weld Pump to Discharge Nozzle	2	C6.10						
20P-203 SWS1	294405	C-G	XI	MT	100	NRI	3/11/2007	XI-20P-203
Pump Casing Weld Suction Nozzle to Pump	2	C6.10						
ST-4-026-950-2		C-H	XI	VT-2	100	NRI	7/27/2006	ST-INDEX
ISI Inservice Pressure Test of Plant Process Radiation Monitoring Piping	2	C7.30						Pressure test credited to second ISI interval.
ST-4-030-950-2		C-H	XI	VT-2	100	NRI	3/26/2007	ST-INDEX
Pass and Containment Atmospheric Control Sample Loops Functional Pressure Test and Contaminated Piping Inspection	2	C7.30						
ST-4-047-952-2		C-H	XI	VT-2	100	NRI	11/18/2005	ST-INDEX
ISI Pressure Test of East Bank of CRD HCU'S	2	C7.30						Pressure test credited to second ISI interval.
ST-4-047-953-2		C-H	XI	VT-2	100	NRI	11/18/2005	ST-INDEX
ISI Pressure Test of West Bank of CRD HCU'S	2	C7.30						Pressure test credited to second ISI interval.
ST-4-048-950-2		C-H	XI	VT-2	100	NRI	7/22/2005	ST-INDEX
ISI Functional Pressure Test of Standby Liquid Control Discharge Piping to Squib Valves	2	C7.30						Pressure test credited to second ISI interval.
ST-4-048-952-2		C-H	XI	VT-2	100	NRI	7/12/2005	ST-INDEX
ISI Inservice Pressure Test of Standby Liquid Control Suction Piping	2	C7.30						Pressure test credited to second ISI interval.
ST-4-049-950-2		C-H	XI	VT-2	100	NRI	9/8/2006	ST-INDEX
ISI Functional Pressure Test of RCIC Pump Discharge and Turbine Exhaust	2	C7.30						Pressure test credited to second ISI interval.
ST-4-049-951-2		C-H	XI	VT-2	100	NRI	9/13/2006	ST-INDEX
ISI Inservice Pressure Test of RCIC Pump and Turbine Supply	2	C7.30						Pressure test credited to second ISI interval.

Limerick 2R09 ISI Component Examination Results

Component ID Description	Summary # Class	Category Item	Exam Reason	Actual Exam	Code Coverage	Exam Results	Insp. Date Code Cases	Iso Number Exam Comments
ST-4-049-953-2 ISI Inservice Pressure Test of RCIC Exhaust Vacuum Breaker Piping	2	C-H C7.30	XI	VT-2	100	NRI	6/1/2006	ST-INDEX Pressure test credited to second ISI interval.
ST-4-051-951-2 ISI Functional Pressure Test of RHR Loop A	2	C-H C7.30	XI	VT-2	100	NRI	7/27/2005	ST-INDEX Pressure test credited to second ISI interval.
ST-4-051-952-2 ISI Functional Pressure Test of RHR Loop B	2	C-H C7.30	XI	VT-2	100	NRI	3/2/2006	ST-INDEX Pressure test credited to second ISI interval.
ST-4-051-953-2 ISI Functional Pressure Test of RHR Loop C	2	C-H C7.30	XI	VT-2	100	NRI	10/20/2005	ST-INDEX Pressure test credited to second ISI interval.
ST-4-051-954-2 ISI Functional Pressure Test of RHR Loop D	2	C-H C7.30	XI	VT-2	100	NRI	8/17/2006	ST-INDEX Pressure test credited to second ISI interval.
ST-4-052-953-2 ISI Functional Pressure Test of Safeguard Piping Fill Loops A and B	2	C-H C7.30	XI	VT-2	100	NRI	7/15/2005	ST-INDEX Pressure test credited to second ISI interval.
ST-4-055-951-2 ISI Inservice Pressure Test of HPCI Pump and Turbine Supply	2	C-H C7.30	XI	VT-2	100	NRI	12/21/2005	ST-INDEX Pressure test credited to second ISI interval.
ST-4-055-954-2 ISI Inservice Pressure Test of HPCI Exhaust Vacuum Breaker Piping	2	C-H C7.30	XI	VT-2	100	NRI	9/20/2006	ST-INDEX Pressure test credited to second ISI interval.
ST-4-057-951-2 A Post LOCA Recombiner Pneumatic Pressure Test and Contaminated Piping Inspection	2	C-H, D-B C7.10, D2.10	XI	VT-2	100	NRI	3/22/2007	ST-INDEX
ST-4-057-952-2 B Post LOCA Recombiner Pneumatic Pressure Test and Contaminated Piping Inspection	2	C-H, D-B C7.10, D2.10	XI	VT-2	100	NRI	3/17/2007	ST-INDEX
ST-4-020-953-2 ISI Functional Pressure Test of D23 Diesel Fuel Oil Transfer System	3	D-A D1.10	XI	VT-2	100	NRI	8/8/2005	ST-INDEX Pressure test credited to second ISI interval.
ST-4-020-954-2 ISI Functional Pressure Test of D24 Diesel Fuel Oil Transfer System	3	D-A D1.10	XI	VT-2	100	NRI	8/15/2005	ST-INDEX Pressure test credited to second ISI interval.

Limerick 2R09 ISI Component Examination Results

Component ID Description	Summary # Class	Category Item	Exam Reason	Actual Exam	Code Coverage	Exam Results	Insp. Date Code Cases	Iso Number Exam Comments
ST-4-020-961-2 D21 Diesel Fuel Oil Storage and Transfer System Buried Pipe and Storage Tank 2A-T527 Pressure Decay Test	3	D-A D1.10	XI	VT-2	100	NRI	8/18/2005	ST-INDEX Pressure test credited to second ISI interval.
ST-4-020-962-2 D22 Diesel Fuel Oil Storage and Transfer System Buried Pipe and Storage Tank 2BT527 Pressure Decay Test	3	D-A D1.10	XI	VT-2	100	NRI	8/30/2006	ST-INDEX Pressure test credited to second ISI interval.
ST-4-020-963-2 D23 Diesel Fuel Oil Storage and Transfer System Buried Pipe and Storage Tank 2C-T527 Pressure Decay Test	3	D-A D1.10	XI	VT-2	100	NRI	7/13/2005	ST-INDEX Pressure test credited to second ISI interval.
ST-4-020-964-2 D24 Diesel Fuel Oil Storage and Transfer System Buried Pipe and Storage Tank 2DT527 Pressure Decay Test	3	D-A D1.10	XI	VT-2	100	NRI	2/15/2006	ST-INDEX Pressure test credited to second ISI interval.
ST-4-092-961-2 ISI Pressure Test of the D21 Diesel (2AG501) Fuel and Diesel Oil Storage and Transfer Systems	3	D-A D1.10	XI	VT-2	100	NRI	6/28/2006	ST-INDEX Pressure test credited to second ISI interval.
ST-4-092-962-2 ISI Pressure Test of the D22 Diesel (2BG501) Fuel and Diesel Oil Storage and Transfer Systems	3	D-A D1.10	XI	VT-2	100	NRI	6/1/2006	ST-INDEX Pressure test credited to second ISI interval.
ST-4-092-963-2 ISI Pressure Test of the D23 Diesel (2CG501) Fuel and Diesel Oil Storage and Transfer Systems	3	D-A D1.10	XI	VT-2	100	NRI	6/11/2006	ST-INDEX Pressure test credited to second ISI interval.
ST-4-092-964-2 ISI Pressure Test of the D24 Diesel (2DG501) Fuel and Diesel Oil Storage and Transfer Systems	3	D-A D1.10	XI	VT-2	100	NRI	10/17/2006	ST-INDEX Pressure test credited to second ISI interval.
GBC-201-7 FW4A Lug GBC-201-7-13 to 12" Pipe (H50)	263700 3	D-A D1.20	XI	VT-1	100	NRI	3/20/2007	GBC-201-7
GBC-201-7 FW4B Lug GBC-201-7-14 to 12" Pipe (H50)	263800 3	D-A D1.20	XI	VT-1	100	NRI	3/20/2007	GBC-201-7
GBC-201-7 FW4C Lug GBC-201-7-15 to 12" Pipe (H50)	263900 3	D-A D1.20	XI	VT-1	100	NRI	3/20/2007	GBC-201-7

Limerick 2R09 ISI Component Examination Results

Component ID Description	Summary # Class	Category Item	Exam Reason	Actual Exam	Code Coverage	Exam Results	Insp. Date Code Cases	Iso Number Exam Comments
GBC-201-7 FW4D	264000	D-A	XI	VT-1	100	NRI	3/20/2007	GBC-201-7
Lug GBC-201-7-16 to 12" Pipe (H50)	3	D1.20						
ST-4-012-951-2		D-B	XI	VT-2	100	NRI	5/12/2005	ST-INDEX
ISI Functional Pressure Test of 2B Residual Heat Removal Service Water HX	3	D2.10						Pressure test credited to second ISI interval.
ST-4-041-960-2		D-B	XI	VT-2	100	NRI	3/15/2007	ST-INDEX
"A" MSRV Discharge Pipe Pneumatic Test	3	D2.10						
ST-4-041-961-2		D-B	XI	VT-2	100	NRI	3/17/2007	ST-INDEX
"B" MSRV Discharge Pipe Pneumatic Test	3	D2.10						
ST-4-041-962-2		D-B	XI	VT-2	100	NRI	3/17/2007	ST-INDEX
"C" MSRV Discharge Pipe Pneumatic Test	3	D2.10						
ST-4-041-963-2		D-B	XI	VT-2	100	NRI	3/15/2007	ST-INDEX
"D" MSRV Discharge Pipe Pneumatic Test	3	D2.10						
ST-4-041-964-2		D-B	XI	VT-2	100	NRI	3/16/2007	ST-INDEX
"E" MSRV Discharge Pipe Pneumatic Test	3	D2.10						
ST-4-053-951-2		D-C	XI	VT-2	100	NRI	4/20/2005	ST-INDEX
ISI Inservice Pressure Test of the Fuel Pool Cooling System	3	D3.10						Pressure test credited to second ISI interval.
APE-2MS-LC STG-2MS- H027	190300	F-A	XI	VT-3	100	NRI	3/20/2007	XI-APE-2MS-LC SH. 1
Rigid Support	1	F1.10						
DBA-206-2 FW2	130800	F-A	XI	VT-3	100	NRI	3/14/2007	XI-DBA-206-2 SH. 1
Anchor: Flued Head X-11 to Penetration Sleeve	1	F1.10						
DBA-206-H006	128300	F-A	XI	VT-3	100	NRI	3/15/2007	XI-DBA-206-1 SH. 1
Mechanical Snubber	1	F1.10						
DBA-207-H020	293100	F-A	XI	VT-3	100	NRI	3/17/2007	XI-DBA-207-1 SH. 1
Rigid Support	1	F1.10						
DBA-207-H022	293200	F-A	XI	VT-3	100	NRI	3/17/2007	XI-DBA-207-1 SH. 1
Mechanical Snubber	1	F1.10						
DCA-201-H004	669400	F-A	XI	VT-3	100	RI	3/14/2007	XI-DCA-201-1 SH. 1
Variable Support	1	F1.10						The as found load setting was out of tolerance. Evaluation A1608599-01 determined the condition to be acceptable.
DCA-201-H005	668500	F-A	XI	VT-3	100	NRI	3/16/2007	XI-DCA-201-1 SH. 1
Variable Support	1	F1.10						

Limerick 2R09 ISI Component Examination Results

Component ID Description	Summary # Class	Category Item	Exam Reason	Actual Exam	Code Coverage	Exam Results	Insp. Date Code Cases	Iso Number Exam Comments
DCA-201-H066 Variable Support	674600 1	F-A F1.10	BL	VT-3	100	NRI	3/28/2007	XI-DCA-201-3 SH. 1 Hanger adjusted. Issue identified during incidental observation.
DCA-201-H067 Variable Support	673900 1	F-A F1.10	BL	VT-3	100	NRI	3/28/2007	XI-DCA-201-3 SH. 1 Hanger adjusted. Issue identified during incidental observation.
DCA-201-H072 Variable Support	669900 1	F-A F1.10	BL	VT-3	100	NRI	3/28/2007	XI-DCA-201-1 SH. 1 Hanger adjusted. Issue identified during incidental observation.
DCA-204-H004 Variable Support	324400 1	F-A F1.10	BL	VT-3	100	NRI	3/27/2007	XI-DCA-204-1 SH. 1 Hanger disassembled and reassembled for RHR 50 Valve replacement
DCA-204-H005 Variable Support	324900 1	F-A F1.10	BL	VT-3	100	NRI	3/27/2007	XI-DCA-204-1 SH. 1 Hanger disassembled and reassembled for RHR 50 Valve replacement
DCA-205-H002 Variable Support	332400 1	F-A F1.10	XI	VT-3	100	NRI	3/17/2007	XI-DCA-205-1 SH. 1
DCA-213-E03-H001 Rigid Support	588360 1	F-A F1.10	BL	VT-3	100	NRI	3/25/2007	XI-DCA-213-E3 Hanger installed per ECR 06-00480.
DCA-213-H003 Variable Support	586400 1	F-A F1.10	BL	VT-3	100	NRI	3/28/2007	XI-DCA-213-1 SH. 1 Hanger adjusted. Issue identified during incidental observation.
DCA-418-H001 Mechanical Snubber	340600 1	F-A F1.10	XI	VT-3	100	NRI	3/16/2007	XI-DCA-418-1 SH. 1
DCA-418-H002 Mechanical Snubber	347600 1	F-A F1.10	XI	VT-3	100	NRI	3/16/2007	XI-DCA-418-3 SH. 1
DLA-207-H003 Variable Support	111600 1	F-A F1.10	XI	VT-3	100	NRI	3/16/2007	XI-DLA-207-1 SH. 1
DLA-207-H004 Variable Support	112200 1	F-A F1.10	XI	VT-3	100	NRI	3/16/2007	XI-DLA-207-1 SH. 1
DLA-207-H019 Mechanical Snubber	111100 1	F-A F1.10	XI	VT-3	100	NRI	3/16/2007	XI-DLA-207-1 SH. 2
DLA-207-H020 Mechanical Snubber	112600 1	F-A F1.10	XI	VT-3	100	NRI	3/16/2007	XI-DLA-207-1 SH. 2
DLA-208-H003 Variable Support	118700 1	F-A F1.10	XI	VT-3	100	NRI	3/16/2007	XI-DLA-208-1 SH. 1
DLA-208-H004 Variable Support	119300 1	F-A F1.10	XI	VT-3	100	NRI	3/16/2007	XI-DLA-208-1 SH. 1
VRR-2RD-HHB2 Variable Support	644700 1	F-A F1.10	XI	VT-3	100	NRI	3/17/2007	XI-VRR-2RD-2B SH. 1

Limerick 2R09 ISI Component Examination Results

Component ID Description	Summary # Class	Category Item	Exam Reason	Actual Exam	Code Coverage	Exam Results	Insp. Date Code Cases	Iso Number Exam Comments
EBB-202-H026 Rigid Support	214000 2	F-A F1.20	BL	VT-3	100	RI	3/23/2007	XI-EBB-202-1 SH. 1 Baseline - hanger removed for weld inspection; Lack of thread engagement upon reinstallation was evaluated as acceptable per IR# 608323 A02.
EBB-207-H007 Mechanical Snubber (A & B)	237405 2	F-A F1.20	XI	VT-3	100	NRI	3/20/2007	XI-EBB-207-1 SH. 1
EBB-208-H003 Variable Support	141500 2	F-A F1.20	XI	VT-3	100	RI	3/21/2007	XI-EBB-208-2 SH. 1 Cold load set was found out of tolerance, A1565572-31 concluded the print was in error.
EBB-208-H023 Rigid Support	136200 2	F-A F1.20	XI	VT-3	100	NRI	3/14/2007	XI-EBB-208-1 SH. 1
EBB-208-H026 Rigid Support	136400 2	F-A F1.20	XI	VT-3	100	NRI	3/14/2007	XI-EBB-208-1 SH. 1
EBB-209-H029 Variable Support	305200 2	F-A F1.20	XI	VT-3	100	NRI	3/18/2007	XI-EBB-209-2 SH. 1
EBB-209-H030 Mechanical Snubber (A & B)	305305 2	F-A F1.20	XI	VT-3	100	NRI	3/16/2007	XI-EBB-209-2 SH. 1
EBB-226-H002 Rigid Support	308500 2	F-A F1.20	XI	VT-3	100	NRI	3/13/2007	XI-EBB-226-1 SH. 1
EBB-226-H003 Rigid Support	308600 2	F-A F1.20	XI	VT-3	100	NRI	3/13/2007	XI-EBB-226-1 SH. 1
EBB-229-H006 Mechanical Snubber (A & B)	155005 2	F-A F1.20	XI	VT-3	100	NRI	3/13/2007	XI-EBB-229-2 SH. 1
EBB-231-H003 Mechanical Snubber (A & B)	034305 2	F-A F1.20	XI	VT-3	100	NRI	3/21/2007	XI-EBB-231-1 SH. 1
GBB-201-H010 Variable Support	383200 2	F-A F1.20	XI	VT-3	100	NRI	3/13/2007	XI-GBB-201-1 SH. 1
GBB-207-H027 Rigid Support	414000 2	F-A F1.20	XI	VT-3	100	NRI	3/16/2007	XI-GBB-207-1 SH. 1
GBB-207-H028 Rigid Support	417500 2	F-A F1.20	XI	VT-3	100	NRI	3/17/2007	XI-GBB-207-2 SH. 1
GBB-207-H029 Rigid Support	418100 2	F-A F1.20	XI	VT-3	100	NRI	3/17/2007	XI-GBB-207-2 SH. 1
GBB-207-H031 Rigid Support	414200 2	F-A F1.20	XI	VT-3	100	NRI	3/14/2007	XI-GBB-207-1 SH. 1
GBB-211-H004 Rigid Support	424400 2	F-A F1.20	XI	VT-3	100	NRI	3/16/2007	XI-GBB-211-1 SH. 1

Limerick 2R09 ISI Component Examination Results

Component ID Description	Summary # Class	Category Item	Exam Reason	Actual Exam	Code Coverage	Exam Results	Insp. Date Code Cases	Iso Number Exam Comments
GBB-211-H005 Rigid Support	424500 2	F-A F1.20	XI	VT-3	100	NRI	3/14/2007	XI-GBB-211-1 SH. 1
GBB-219-H030 Rigid Support	478900 2	F-A F1.20	XI	VT-3	100	NRI	3/17/2007	XI-GBB-219-5 SH. 1
GBB-219-H065 Rigid Support	463300 2	F-A F1.20	XI	VT-3	100	NRI	3/16/2007	XI-GBB-219-2 SH. 1
GBB-219-H066 Rigid Support	463400 2	F-A F1.20	XI	VT-3	100	NRI	3/16/2007	XI-GBB-219-2 SH. 1
GBB-219-H068 Rigid Support	465900 2	F-A F1.20	XI	VT-3	100	NRI	3/16/2007	XI-GBB-219-3 SH. 1
GBB-219-H078 Mechanical Snubber (A & B)	477705 2	F-A F1.20	XI	VT-3	100	NRI	3/22/2007	XI-GBB-219-5 SH. 1
GBB-219-H079 Variable Support	455900 2	F-A F1.20	XI	VT-3	100	NRI	3/14/2007	XI-GBB-219-1 SH. 1
GBB-219-H090 Mechanical Snubber (A & B)	455705 2	F-A F1.20	XI	VT-3	100	NRI	3/14/2007	XI-GBB-219-1 SH. 1
HBB-208-H001 Rigid Support	166200 2	F-A F1.20	XI	VT-3	100	NRI	3/16/2007	XI-HBB-208-2 SH. 1
HBB-217-H008 Rigid Support	492100 2	F-A F1.20	XI	VT-3	100	NRI	3/12/2007	XI-HBB-217-3 SH. 1
HBB-217-H009 Rigid Support	492200 2	F-A F1.20	XI	VT-3	100	NRI	3/12/2007	XI-HBB-217-3 SH. 1
HBB-220-H027 Rigid Support	065000 2	F-A F1.20	XI	VT-3	100	NRI	3/21/2007	XI-HBB-220-2 SH. 1
HBB-220-H028 Rigid Support	065200 2	F-A F1.20	XI	VT-3	100	NRI	3/21/2007	XI-HBB-220-2 SH. 1
GBC-216-9 FW51 Anchor: Flued Head X-232J to Penetration Sleeve	280400 3	F-A F1.30	XI	VT-3	100	NRI	3/16/2007	GBC-216-9 SH. 1
GBC-216-H015 Rigid Support	274100 3	F-A F1.30	XI	VT-3	100	NRI	3/16/2007	GBC-216-12 SH. 1
GBC-216-H016 Rigid Support	278300 3	F-A F1.30	XI	VT-3	100	NRI	3/16/2007	GBC-216-6 SH. 1
HBC-243-H001 Rigid Support	075700 3	F-A F1.30	XI	VT-3	100	NRI	3/21/2007	HBC-243-2 SH. 1
HBC-243-H901 Anchor	075500 3	F-A F1.30	XI	VT-3	100	NRI	3/21/2007	HBC-243-1 SH. 1

Limerick 2R09 ISI Component Examination Results

Component ID Description	Summary # Class	Category Item	Exam Reason	Actual Exam	Code Coverage	Exam Results	Insp. Date Code Cases	Iso Number Exam Comments
20P-203 FC-1 RCIC Pump Support Assembly, Final Mechanical Connection, Embedded 1 1/4" Bolting to Building (Typical of 4)	294900 2	F-A F1.40	XI	VT-3	100	NRI	3/9/2007	XI-20P-203 SH. 1
20P-203 IC-1 RCIC Pump Support Assembly, Intermediate Mechanical Connection, Pump to Support Pedestal (Bolting) (Typical of 4)	294600 2	F-A F1.40	XI	VT-3	100	NRI	3/9/2007	XI-20P-203 SH. 1
20P-203 IC-2 RCIC Pump Support Assembly, Intermediate Welded Connection, Pump Support Pedestal to Baseplate (Typical of 2)	294800 2	F-A F1.40	XI	VT-3	100	NRI	3/9/2007	XI-20P-203 SH. 1
20P-203 IM-1 RCIC Pump Support Assembly, Pedestal Surfaces (Typical of 2)	294700 2	F-A F1.40	XI	VT-3	100	NRI	3/9/2007	XI-20P-203 SH. 1
CS STRAINER MODULE Pump Suction Strainer Screen (Debris Exam)	540220 2	NA NA	AG	VT-3	100	NRI	3/16/2007	XI-HBB-220-1A Examination was completed on 2C1F214
N4A-BORE Feedwater Loop A	708910 1	NA NA	AG	UT	100	NRI	3/21/2007	XI-RPV-2
N4F-BORE Feedwater Loop F	710410 1	NA NA	AG	UT	100	NRI	3/21/2007	XI-RPV-2
RHR STRAINER MODULE Pump Suction Strainer Screen (Debris Exam)	540210 2	NA NA	AG	VT-3	100	NRI	3/16/2007	XI-HBB-217-1A Examination was completed on 2C1F211 and 2C2F211
DCA-204-1 FW1501 12" Pipe Pup Piece to 12" Pipe	323507 1	R-A R1.11	BL	UT-E	100	NRI	3/25/2007 N-578-1	XI-DCA-204-1
DCA-204-1 SW1502 12" Pipe to Check Valve HV-51-2F050B Pup Piece	328405 1	R-A R1.11	BL	UT-E	50	NRI	3/8/2007 N-578-1	XI-DCA-204-1 No downstream exam performed due to valve configuration.
DCA-204-3 FW1102 Pup Piece to 12" Pipe	328407 1	R-A R1.11	BL	UT-E	100	NRI	3/25/2007 N-578-1	XI-DCA-204-3
DCA-204-3 SW1101 Valve HV-51-2F050B to Pup Piece	323506 1	R-A R1.11	BL	UT-E	50	NRI	3/8/2007 N-578-1	XI-DCA-204-3 No upstream exam performed due to valve configuration.
DCA-212-E2 W15 2" Elbow to Pipe	693300 1	R-A R1.11	XI	VT-2	100	NRI	3/28/2007 N-578-1	XI-DCA-212-E2
DCA-277-E1 W3 2" Pipe to Valve 43- 2F051A	610300 1	R-A R1.11	XI	VT-2	100	NRI	3/28/2007 N-578-1	XI-DCA-277-E1

Limerick 2R09 ISI Component Examination Results

Component ID Description	Summary # Class	Category Item	Exam Reason	Actual Exam	Code Coverage	Exam Results	Insp. Date Code Cases	Iso Number Exam Comments
DCA-285-E2 W7 2" Pipe to Valve 43- 2F051B	612300 1	R-A R1.11	XI	VT-2	100	NRI	3/28/2007 N-578-1	XI-DCA-285-E2
DCA-418-2 FW6 12" Elbow to Pipe	341800 1	R-A R1.11	XI	UT-E	100	NRI	3/20/2007 N-578-1	XI-DCA-418-2
DCA-418-2-2 SW1 12" Pipe to Elbow	341900 1	R-A R1.11	XI	UT-E	100	NRI	3/20/2007 N-578-1	XI-DCA-418-2
DCA-418-3 FW3 12" Elbow to Pipe	344800 1	R-A R1.11	XI	UT-E	100	NRI	3/17/2007 N-578-1	XI-DCA-418-3
DCA-418-3 FW6 12" Elbow to Pipe	345300 1	R-A R1.11	XI	UT-E	100	NRI	3/17/2007 N-578-1	XI-DCA-418-3
DCA-418-3-2 SW1 12" Pipe to Elbow	345400 1	R-A R1.11	XI	UT-E	100	NRI	3/17/2007 N-578-1	XI-DCA-418-3
DCA-418-4 FW1 12" Pipe to Safe End (Az. 315 Deg.)	350600 1	R-A R1.11	XI	UT-E	78	NRI	3/14/2007 N-578-1	XI-DCA-418-4 Examination used new Limerick site specific procedure and tooling which was qualified at EPRI per PDI requirements. Only 78 percent examined due to weld configuration.
DCA-420-1 FW1 10" Pipe to Safe End (Az. 300 Deg.)	023900 1	R-A R1.11	XI	UT-E	72	NRI	3/14/2007 N-578-1	XI-DCA-420-1 Examination used new Limerick site specific procedure and tooling which was qualified at EPRI per PDI requirements. Only 72 percent examined due to weld configuration.
DCA-418-4 N17D Safe End to Nozzle (Az.315 Deg.)	724000 1	R-A R1.11, R1.16	XI	UT-E	100	NRI	3/14/2007 N-578-1	XI-DCA-418-4
DCA-420-1 N5B Nozzle to Safe End (Az. 300 Deg.)	722800 1	R-A R1.11, R1.16	XI	UT-E	97	NRI	3/14/2007 N-578-1	XI-DCA-420-1
DLA-208-1 N4F1 Safe End to Safe End (GE)(Az.330 Degrees)	722000 1	R-A R1.11, R1.18	XI	UT-E	100	NRI	3/19/2007 N-578-1	XI-DLA-208-1
DLA-208-1 N4F2 Safe End to Nozzle (GE) (Az.330 Degrees)	722300 1	R-A R1.11, R1.18	XI	UT-E	100	NRI	3/19/2007 N-578-1	XI-DLA-208-1
DLA-208-1 S4F 12"Pipe to Safe End (GE)(Az.330 Degrees)	116000 1	R-A R1.11, R1.18	XI	UT-E	100	NRI	3/19/2007 N-578-1	XI-DLA-208-1
HBB-208-1 FW2 20" Elbow to Pipe	161700 2	R-A R1.11, R1.18	XI	UT-E	100	NRI	3/18/2007 N-578-1	XI-HBB-208-1

Limerick 2R09 ISI Component Examination Results

Component ID Description	Summary # Class	Category Item	Exam Reason	Actual Exam	Code Coverage	Exam Results	Insp. Date Code Cases	Iso Number Exam Comments
HBB-208-1-3 SW2 20" Pipe to 45 degree Elbow	162900 2	R-A R1.11, R1.18	XI	UT-E	100	NRI	3/18/2007 N-578-1	XI-HBB-208-1
APE-2MS-LC WC06 Flued Head X-7C to Valve HV-41-2F028C	187000 1	R-A R1.20	XI	UT-E	100	NRI	3/21/2007 N-578-1	XI-APE-2MS-LC
APE-2MS-LC-35 SWA 26" Pipe to Elbow	188900 1	R-A R1.20	XI	UT-E	100	NRI	3/20/2007 N-578-1	XI-APE-2MS-LC
APE-2MS-LD-38 SWA 26" Pipe to Elbow	195000 1	R-A R1.20	XI	UT-E	100	NRI	3/20/2007 N-578-1	XI-APE-2MS-LD
DCA-212-E2 W11 Valve 48-2027 to 2" Pipe	692900 1	R-A R1.20	XI	VT-2	100	NRI	3/28/2007 N-578-1	XI-DCA-212-E2
DCA-419-1-1 SW1 12" Pipe to Elbow (Bimetallic Weld)	015700 1	R-A R1.20	XI	UT-E	100	NRI	3/20/2007 N-578-1	XI-DCA-419-1
EBB-202-1 FW2 26" Elbow to Pipe	208700 2	R-A R1.20	XI	UT-E	100	NRI	3/20/2007 N-578-1	XI-EBB-202-1
EBB-202-1 FW43 26" Valve HV-41-2F028D to 26" Pipe ID. 23.647" Match Valve ID	213400 2	R-A R1.20	XI	UT-E	100	NRI	3/20/2007 N-578-1	XI-EBB-202-1
EBB-202-1-1 SW1 26" Pipe to Elbow	210900 2	R-A R1.20	XI	UT-E	100	NRI	3/20/2007 N-578-1	XI-EBB-202-1
VRR-2RD-2A WA17 Pipe to Safe End (Az.270)	627700 1	R-A R1.20	XI	UT-E	98	NRI	3/14/2007 N-578-1	XI-VRR-2RD-2A
VRR-2RD-2A WA18 Pipe to Safe End (Az.300)	628200 1	R-A R1.20	XI	UT-E	95	NRI	3/14/2007 N-578-1	XI-VRR-2RD-2A

Limerick 2R09 IVVI Component Examination Results

Component ID Description	Summary # Class	Category Item	Exam Reason	Actual Exam	Code Coverage	Exam Results	Insp. Date Code Cases	Iso Number Exam Comments
Li2/45-03b N17C LPCI Coupling Shroud Attachment Ring to Shroud Weld (225 Az)	751205 BWRVIP-42	N/A N/A	RE	EVT-1	100	NRI	3/22/2007	XI-BN-14
Li2/45-03b N17D LPCI Coupling Shroud Attachment Ring to Shroud Weld (315 Az)	751305 BWRVIP-42	N/A N/A	RE	EVT-1	100	NRI	3/22/2007	XI-BN-14
Li2/45-06a N17C LPCI Coupling Clamp / Bolt RPV (225 Az)	751210 BWRVIP-42	N/A N/A	RE	VT-3	100	NRI	3/22/2007	XI-BN-14
Li2/45-06b N17C LPCI Coupling Clamp / Bolt Shroud (225 Az)	751215 BWRVIP-42	N/A N/A	RE	VT-3	100	NRI	3/22/2007	XI-BN-14
Li2/45-06c N17C LPCI Coupling Clamp / Bolt RPV (225 Az)	751220 BWRVIP-42	N/A N/A	RE	VT-3	100	NRI	3/22/2007	XI-BN-14
Li2/45-06d N17C LPCI Coupling Clamp / Bolt Shroud (225 Az)	751225 BWRVIP-42	N/A N/A	RE	VT-3	100	NRI	3/22/2007	XI-BN-14
Li2/45-08a N17C LPCI Coupling Eye Bolt Nut to Clamp Weld (225 Az)	751230 BWRVIP-42	N/A N/A	RE	VT-1	70	NRI	3/22/2007	XI-BN-14
Li2/45-08b N17C LPCI Coupling Eye Bolt Nut to Clamp Weld (225 Az)	751235 BWRVIP-42	N/A N/A	RE	VT-1	70	NRI	3/22/2007	XI-BN-14
Li2/45-08c N17C LPCI Coupling Eye Bolt Nut to Clamp Weld (225 Az)	751240 BWRVIP-42	N/A N/A	RE	VT-1	60	NRI	3/22/2007	XI-BN-14
Li2/45-08d N17C LPCI Coupling Eye Bolt Nut to Clamp Weld (225 Az)	751245 BWRVIP-42	N/A N/A	RE	VT-1	60	NRI	3/22/2007	XI-BN-14
Li2/45-12 N17C LPCI Coupling Sleeve Flange to Thermal Sleeve Weld at RPV (225 Az)	751250 BWRVIP-42	N/A N/A	RE	EVT-1	0	NRI	3/22/2007	XI-BN-14 Best effort exam; Angle and distance requirements not met due to nozzle configuration and FW sparger interference
Li2/45-12 N17D LPCI Coupling Sleeve Flange to Thermal Sleeve Weld at RPV (315 Az)	751350 BWRVIP-42	N/A N/A	RE	EVT-1	0	NRI	3/21/2007	XI-BN-14 Best effort exam; Angle and distance requirements not met due to nozzle configuration and FW sparger interference

Limerick 2R09 IVVI Component Examination Results

Component ID Description	Summary # Class	Category Item	Exam Reason	Actual Exam	Code Coverage	Exam Results	Insp. Date Code Cases	Iso Number Exam Comments
Li2/AHC 000 Deg Access Hole Cover Plate and Weld to Shroud Support Plate	738600 SIL-462 / B-N- 2	B-N-2 B13.40	RE	VT-1	95	NRI	3/18/2007	XI-BN-04
Li2/AHC 180 Deg Access Hole Cover Plate and Weld to Shroud Support Plate	738700 SIL-462 / B-N- 2	B-N-2 B13.40	RE	VT-1	90	NRI	3/22/2007	XI-BN-04
Li2/CR/OFS/OF-1 18-27 Fuel Support Casting and Fuel Support Orifice to Orifice Plate Weld	127307 BWRVIP-47	B-N-2 B13.40	BL	VT-3	100	NRI	3/18/2007	XI-BN-07-4
Li2/CR/OFS/OF-1 18-35 Fuel Support Casting and Fuel Support Orifice to Orifice Plate Weld	127301 BWRVIP-47	B-N-2 B13.40	BL	VT-3	100	NRI	3/18/2007	XI-BN-07-4
Li2/CR/OFS/OF-1 26-27 Fuel Support Casting and Fuel Support Orifice to Orifice Plate Weld	127895 BWRVIP-47	B-N-2 B13.40	BL	VT-3	100	NRI	3/18/2007	XI-BN-07-4
Li2/CR/OFS/OF-1 42-27 Fuel Support Casting and Fuel Support Orifice to Orifice Plate Weld	127709 BWRVIP-47	B-N-2 B13.40	BL	VT-3	100	NRI	3/18/2007	XI-BN-07-4
Li2/CR/OFS/OF-1 42-35 Fuel Support Casting and Fuel Support Orifice to Orifice Plate Weld	127676 BWRVIP-47	B-N-2 B13.40	BL	VT-3	100	NRI	3/18/2007	XI-BN-07-4
Li2/CRDH/ST-1 02-39 Control Rod Drive Housing to Stub Tube Weld	127721 BWRVIP-47	B-N-2 B13.40	BL	Best Effort VT-1 VT-3	0 0	NRI NRI	3/19/2007	XI-BN-06-2 Examined when JP-17 was removed for jet pump modifications.
Li2/CRDH/ST-1 02-43 Control Rod Drive Housing to Stub Tube Weld	127718 BWRVIP-47	B-N-2 B13.40	BL	Best Effort VT-1 VT-3	0 20	NRI NRI	3/19/2007	XI-BN-06-2 Examined when JP-17 was removed for jet pump modifications.
Li2/CRDH/ST-1 06-47 Control Rod Drive Housing to Stub Tube Weld	127712 BWRVIP-47	B-N-2 B13.40	BL	Best Effort VT-1 VT-3	0 0	NRI	3/19/2007	XI-BN-06-2 Examined when JP-17 was removed for jet pump modifications.

Limerick 2R09 IVVI Component Examination Results

Component ID Description	Summary # Class	Category Item	Exam Reason	Actual Exam	Code Coverage	Exam Results	Insp. Date Code Cases	Iso Number Exam Comments
Li2/CRDH/ST-1 10-11	126650	B-N-2	BL	Best Effort VT-1	0	NRI	3/16/2007	XI-BN-06-2
Control Rod Drive Housing to Stub Tube Weld	BWRVIP-47	B13.40		VT-3	0	NRI		Examined when JP-12 was removed for jet pump modifications.
Li2/CRDH/ST-1 14-07	126584	B-N-2	BL	Best Effort VT-1	0	NRI	3/16/2007	XI-BN-06-2
Control Rod Drive Housing to Stub Tube Weld	BWRVIP-47	B13.40		VT-3	0	NRI		Examined when JP-12 was removed for jet pump modifications.
Li2/CRDH/ST-1 14-11	126581	B-N-2	BL	Best Effort VT-1	0	NRI	3/16/2007	XI-BN-06-2
Control Rod Drive Housing to Stub Tube Weld	BWRVIP-47	B13.40		VT-3	0	NRI		Examined when JP-12 was removed for jet pump modifications.
Li2/CRDH/ST-1 38-59	126398	B-N-2	BL	Best Effort VT-1	0	NRI	3/21/2007	XI-BN-06-2
Control Rod Drive Housing to Stub Tube Weld	BWRVIP-47	B13.40		VT-3	0	NRI		Examined when JP-1 was removed for jet pump modifications.
Li2/CRDH/ST-1 42-59	126545	B-N-2	BL	Best Effort VT-1	0	NRI	3/21/2007	XI-BN-06-2
Control Rod Drive Housing to Stub Tube Weld	BWRVIP-47	B13.40		VT-3	20	NRI		Examined when JP-1 was removed for jet pump modifications.
Li2/CRDH/ST-1 46-55	126485	B-N-2	BL	Best Effort VT-1	0	NRI	3/21/2007	XI-BN-06-2
Control Rod Drive Housing to Stub Tube Weld	BWRVIP-47	B13.40		VT-3	0	NRI		Examined when JP-1 was removed for jet pump modifications.
Li2/CRGT-2 18-27	550660	B-N-2	BL	EVT-1	100	NRI	3/18/2007	XI-BN-07-4
Control Rod Drive Guide Tube Body to Sleeve Weld	BWRVIP-47	B13.40						
Li2/CRGT-2 18-35	550640	B-N-2	BL	EVT-1	100	NRI	3/18/2007	XI-BN-07-4
Control Rod Drive Guide Tube Body to Sleeve Weld	BWRVIP-47	B13.40						
Li2/CRGT-2 26-27	550960	B-N-2	BL	EVT-1	100	NRI	3/18/2007	XI-BN-07-4
Control Rod Drive Guide Tube Body to Sleeve Weld	BWRVIP-47	B13.40						
Li2/CRGT-2 42-27	551560	B-N-2	BL	EVT-1	100	NRI	3/18/2007	XI-BN-07-4
Control Rod Drive Guide Tube Body to Sleeve Weld	BWRVIP-47	B13.40						

Limerick 2R09 IVVI Component Examination Results

Component ID Description	Summary # Class	Category Item	Exam Reason	Actual Exam	Code Coverage	Exam Results	Insp. Date Code Cases	Iso Number Exam Comments
Li2/CRGT-2 42-35 Control Rod Drive Guide Tube Body to Sleeve Weld	551540 BWRVIP-47	B-N-2 B13.40	BL	EVT-1	100	NRI	3/18/2007	XI-BN-07-4
Li2/CRGT-3 18-27 Control Rod Drive Guide Tube Base to Body Weld	552510 BWRVIP-47	B-N-2 B13.40	BL	EVT-1	100	NRI	3/18/2007	XI-BN-07-4
Li2/CRGT-3 18-35 Control Rod Drive Guide Tube Base to Body Weld	552490 BWRVIP-47	B-N-2 B13.40	BL	EVT-1	100	NRI	3/18/2007	XI-BN-07-4
Li2/CRGT-3 26-27 Control Rod Drive Guide Tube Base to Body Weld	552810 BWRVIP-47	B-N-2 B13.40	BL	EVT-1	100	NRI	3/18/2007	XI-BN-07-4
Li2/CRGT-3 42-27 Control Rod Drive Guide Tube Base to Body Weld	553410 BWRVIP-47	B-N-2 B13.40	BL	EVT-1	100	NRI	3/18/2007	XI-BN-07-4
Li2/CRGT-3 42-35 Control Rod Drive Guide Tube Base to Body Weld	553390 BWRVIP-47	B-N-2 B13.40	BL	EVT-1	100	NRI	3/18/2007	XI-BN-07-4
Li2/CRST/RPV-1 02-39 Control Rod Drive Housing Stub Tube to RPV Weld	127721 BWRVIP-47	B-N-2 B13.40	BL	Best Effort VT-1	0	NRI	3/19/2007	XI-BN-06-2 Examined when JP-17 was removed for jet pump modifications.
Li2/CRST/RPV-1 02-43 Control Rod Drive Housing Stub Tube to RPV Weld	127718 BWRVIP-47	B-N-2 B13.40	BL	Best Effort VT-1	0 20	NRI NRI	3/19/2007	XI-BN-06-2 Examined when JP-17 was removed for jet pump modifications.
Li2/CRST/RPV-1 06-47 Control Rod Drive Housing Stub Tube to RPV Weld	127712 BWRVIP-47	B-N-2 B13.40	BL	Best Effort VT-1	0 0	NRI NRI	3/19/2007	XI-BN-06-2 Examined when JP-17 was removed for jet pump modifications.
Li2/CRST/RPV-1 10-11 Control Rod Drive Housing Stub Tube to RPV Weld	126650 BWRVIP-47	B-N-2 B13.40	BL	Best Effort VT-1	0 0	NRI NRI	3/16/2007	XI-BN-06-2 Examined when JP-12 was removed for jet pump modifications.
Li2/CRST/RPV-1 14-07 Control Rod Drive Housing Stub Tube to RPV Weld	126584 BWRVIP-47	B-N-2 B13.40	BL	Best Effort VT-1	0 0	NRI NRI	3/16/2007	XI-BN-06-2 Examined when JP-12 was removed for jet pump modifications.

Limerick 2R09 IVVI Component Examination Results

Component ID Description	Summary # Class	Category Item	Exam Reason	Actual Exam	Code Coverage	Exam Results	Insp. Date Code Cases	Iso Number Exam Comments
Li2/CRST/RPV-1 14-11	126581	B-N-2	BL	Best Effort VT-1	0	NRI	3/16/2007	XI-BN-06-2
Control Rod Drive Housing Stub Tube to RPV Weld	BWRVIP-47	B13.40		VT-3	0	NRI		Examined when JP-12 was removed for jet pump modifications.
Li2/CRST/RPV-1 38-59	126398	B-N-2	BL	Best Effort VT-1	0	NRI	3/21/2007	XI-BN-06-2
Control Rod Drive Housing Stub Tube to RPV Weld	BWRVIP-47	B13.40		VT-3	0	NRI		Examined when JP-1 was removed for jet pump modifications.
Li2/CRST/RPV-1 42-59	126545	B-N-2	BL	Best Effort VT-1	0	NRI	3/21/2007	XI-BN-06-2
Control Rod Drive Housing Stub Tube to RPV Weld	BWRVIP-47	B13.40		VT-3	20	NRI		Examined when JP-1 was removed for jet pump modifications.
Li2/CRST/RPV-1 46-55	126485	B-N-2	BL	Best Effort VT-1	0	NRI	3/21/2007	XI-BN-06-2
Control Rod Drive Housing Stub Tube to RPV Weld	BWRVIP-47	B13.40		VT-3	0	NRI		Examined when JP-1 was removed for jet pump modifications.
Li2/CSB 274.5 Az	744500	B-N-2	RE	EVT-1	90	NRI	3/19/2007	XI-BNN
Core Spray "A and C" Header Vertical Bracket (PB7) Attachment Weld to RPV	BWRVIP-48	B13.30		VT-3	90	NRI		
Li2/CSB 345 Az	744100	B-N-2	RE	EVT-1	90	NRI	3/16/2007	XI-BNN
Core Spray "A and C" Header Bracket (PB8) Attachment Weld to RPV	BWRVIP-48	B13.30		VT-3	90	NRI		
Li2/FS/PERIPHERAL FUEL SUPPORT	740900	N/A	RE	VT-3	100	NRI	3/20/2007	XI-BN-07
24 CASTING BY CORE POSITION	N/A	N/A						Examined fuel support pieces at core locations 05-12, 05-50, 07- 12, 07-50, 11-06, 11-08, 11-54, 11-56, 49-06, 49-08, 49-54, 49- 56, 53-12, 53-50, 55-12, and 55- 50 with no recordable indications identified.
Li2/FWS N4A	744700	N/A	RE	VT-3	100	NRI	3/24/2007	XI-BN-09
N4A Feedwater Sparger Assembly and Brackets (5- 55 Az)	NUREG 0619	N/A						
Li2/FWS N4B	744900	N/A	RE	VT-3	100	NRI	3/23/2007	XI-BN-09
N4B Feedwater Sparger Assembly and Brackets (65-115 Az)	NUREG 0619	N/A						

Limerick 2R09 IVVI Component Examination Results

Component ID Description	Summary # Class	Category Item	Exam Reason	Actual Exam	Code Coverage	Exam Results	Insp. Date Code Cases	Iso Number Exam Comments
Li2/FWS N4C N4C Feedwater Sparger Assembly and Brackets (125-175 Az)	745000 NUREG 0619	N/A N/A	RE	VT-3	100	RI	3/23/2007	XI-BN-09 INR-Li2R09-IVVI-07-22 identified FME in FW sparger nozzle. Reference IR# 607889.
Li2/FWS N4D N4D Feedwater Sparger Assembly and Brackets (185-235 Az)	745200 NUREG 0619	N/A N/A	RE	VT-3	100	NRI	3/22/2007	XI-BN-09
Li2/FWS N4E N4E Feedwater Sparger Assembly and Brackets (245-295 Az)	745500 NUREG 0619	N/A N/A	RE	VT-3	100	NRI	3/22/2007	XI-BN-09
Li2/FWS N4F N4F Feedwater Sparger Assembly and Brackets (305-355 Az)	745600 NUREG 0619	N/A N/A	RE	VT-3	100	NRI	3/22/2007	XI-BN-09
Li2/FWSB 185 Az N4D Feedwater Sparger Bracket Attachment Weld to RPV	746400 BWRVIP-48	B-N-2 B13.30	BL	EVT-1 VT-3	55 55	NRI NRI	3/22/2007	XI-BNN
Li2/FWSB 235 Az N4D Feedwater Sparger Bracket Attachment Weld to RPV	746500 BWRVIP-48	B-N-2 B13.30	BL	EVT-1 VT-3	55 55	NRI NRI	3/22/2007	XI-BNN
Li2/H08 Core Shroud Support Plate to Support Cylinder Weld	603141 BWRVIP-38 / B-N-2	B-N-2 B13.40	BL	Best Effort VT-1 VT-3	0 3	NRI NRI	3/21/2007	XI-BN-10 Examined from underside of weld only when JP-1, JP-12, and JP-17 were removed for jet pump modifications.
Li2/H09 Core Shroud Support Plate to RPV Weld	603151 BWRVIP-38 / B-N-2	B-N-2 B13.40	BL	Best Effort VT-1 VT-3	0 3	NRI NRI	3/21/2007	XI-BN-10 Examined from underside of weld only when JP-1, JP-12, and JP-17 were removed for jet pump modifications.
Li2/H10-01 Core Shroud Support Cylinder to Support Leg Weld 10° Az	127436 B-N-2	B-N-2 B13.40	BL	Best Effort VT-1 VT-3	0 10	NRI NRI	3/21/2007	XI-BN-10 Examined when JP-1 was removed for jet pump modifications.
Li2/H10-02 Core Shroud Support Cylinder to Support Leg Weld 30° Az	127439 B-N-2	B-N-2 B13.40	BL	Best Effort VT-1 VT-3	0 10	NRI NRI	3/21/2007	XI-BN-10 Examined when JP-1 was removed for jet pump modifications.

Limerick 2R09 IVVI Component Examination Results

Component ID Description	Summary # Class	Category Item	Exam Reason	Actual Exam	Code Coverage	Exam Results	Insp. Date Code Cases	Iso Number Exam Comments
Li2/H10-09	127565	B-N-2	BL	Best Effort VT-1	0	NRI	3/16/2007	XI-BN-10
Core Shroud Support Cylinder to Support Leg Weld 210° Az	B-N-2	B13.40		VT-3	10	NRI		Examined when JP-12 was removed for jet pump modifications.
Li2/H10-10	127568	B-N-2	BL	Best Effort VT-1	0	NRI	3/16/2007	XI-BN-10
Core Shroud Support Cylinder to Support Leg Weld 240° Az	B-N-2	B13.40		VT-3	10	NRI		Examined when JP-12 was removed for jet pump modifications.
Li2/H10-11	127571	B-N-2	BL	Best Effort VT-1	0	NRI	3/19/2007	XI-BN-10
Core Shroud Support Cylinder to Support Leg Weld 270° Az	B-N-2	B13.40		VT-3	10	NRI		Examined when JP-17 was removed for jet pump modifications.
Li2/H10-12	127574	B-N-2	BL	Best Effort VT-1	0	NRI	3/19/2007	XI-BN-10
Core Shroud Support Cylinder to Support Leg Weld 300° Az	B-N-2	B13.40		VT-3	10	NRI		Examined when JP-17 was removed for jet pump modifications.
Li2/H11-01	128315	B-N-2	BL	Best Effort VT-1	0	NRI	3/21/2007	XI-BN-10
Core Shroud Support Leg to Support Stub Weld 10°	B-N-2	B13.40		VT-3	10	NRI		Examined when JP-1 was removed for jet pump modifications.
Li2/H11-02	128312	B-N-2	BL	Best Effort VT-1	0	NRI	3/21/2007	XI-BN-10
Core Shroud Support Leg to Support Stub Weld 30°	B-N-2	B13.40		VT-3	10	NRI		Examined when JP-1 was removed for jet pump modifications.
Li2/H11-09	128426	B-N-2	BL	Best Effort VT-1	0	NRI	3/16/2007	XI-BN-10
Core Shroud Support Leg to Support Stub Weld 210°	B-N-2	B13.40		VT-3	10	NRI		Examined when JP-12 was removed for jet pump modifications.
Li2/H11-10	128423	B-N-2	BL	Best Effort VT-1	0	NRI	3/16/2007	XI-BN-10
Core Shroud Support Leg to Support Stub Weld 240°	B-N-2	B13.40		VT-3	10	NRI		Examined when JP-12 was removed for jet pump modifications.

Limerick 2R09 IVVI Component Examination Results

Component ID Description	Summary # Class	Category Item	Exam Reason	Actual Exam	Code Coverage	Exam Results	Insp. Date Code Cases	Iso Number Exam Comments
Li2/H11-11	128420	B-N-2	BL	Best Effort VT-1	0	NRI	3/19/2007	XI-BN-10
Core Shroud Support Leg to Support Stub Weld 270°	B-N-2	B13.40		VT-3	10	NRI		Examined when JP-17 was removed for jet pump modifications.
Li2/H11-12	128417	B-N-2	BL	Best Effort VT-1	0	NRI	3/19/2007	XI-BN-10
Core Shroud Support Leg to Support Stub Weld 300°	B-N-2	B13.40		VT-3	10	NRI		Examined when JP-17 was removed for jet pump modifications.
Li2/H12-01	128408	B-N-2	BL	Best Effort VT-1	0	NRI	3/21/2007	XI-BN-10
Core Shroud Support Stub to RPV Weld 10°	B-N-2	B13.40		VT-3	10	NRI		Examined when JP-1 was removed for jet pump modifications.
Li2/H12-02	128405	B-N-2	BL	Best Effort VT-1	0	NRI	3/21/2007	XI-BN-10
Core Shroud Support Stub to RPV Weld 30°	B-N-2	B13.40		VT-3	10	NRI		Examined when JP-1 was removed for jet pump modifications.
Li2/H12-09	128384	B-N-2	BL	Best Effort VT-1	0	NRI	3/16/2007	XI-BN-10
Core Shroud Support Stub to RPV Weld 210°	B-N-2	B13.40		VT-3	10	NRI		Examined when JP-12 was removed for jet pump modifications.
Li2/H12-10	128381	B-N-2	BL	Best Effort VT-1	0	NRI	3/16/2007	XI-BN-10
Core Shroud Support Stub to RPV Weld 240°	B-N-2	B13.40		VT-3	10	NRI		Examined when JP-12 was removed for jet pump modifications.
Li2/H12-11	128378	B-N-2	BL	Best Effort VT-1	0	NRI	3/19/2007	XI-BN-10
Core Shroud Support Stub to RPV Weld 270°	B-N-2	B13.40		VT-3	10	NRI		Examined when JP-17 was removed for jet pump modifications.
Li2/H12-12	128375	B-N-2	BL	Best Effort VT-1	0	NRI	3/19/2007	XI-BN-10
Core Shroud Support Stub to RPV Weld 300°	B-N-2	B13.40		VT-3	10	NRI		Examined when JP-17 was removed for jet pump modifications.
Li2/JP01 AS-1 (SS)		N/A	RE	VT-1	100	NRI	3/22/2007	XI-BN-04
Shroud Side Adjusting Screw Gap	BWRVIP-41	N/A						After JP 1 reassembly, no gap was identified at this location.

Limerick 2R09 IVVI Component Examination Results

Component ID Description	Summary # Class	Category Item	Exam Reason	Actual Exam	Code Coverage	Exam Results	Insp. Date Code Cases	Iso Number Exam Comments
Li2/JP01 AS-1 (VS) Vessel Side Adjusting Screw Gap	BWRVIP-41	N/A N/A	RE	VT-1	100	NRI	3/22/2007	XI-BN-04 After JP 1 reassembly, no gap was identified at this location.
Li2/JP01 MX-7 Jet Pump Wedge Bracket to Inlet Mixer Welds	BWRVIP-41	N/A N/A	SP	VT-1	75	NRI	3/17/2007	XI-BN-04
Li2/JP01 WD-1 Jet Pump Wedge Bearing Surface	543400 BWRVIP-41	N/A N/A	BL	VT-1	100	RI	3/16/2007	XI-BN-04 Additional wear observed on wedge and restrainer bracket. See INR-Li2R09-IVVI-07-07. Main Wedge was replaced and restrainer bracket resurfaced in 2R09. Reference IR# 607248 A02.
Li2/JP01 WD-2a Jet Pump Wedge Adjusting Rod Tack Weld - Top	BWRVIP-41	N/A N/A	ES	VT-1	75	NRI	3/17/2007	XI-BN-04
Li2/JP01 WD-2b Jet Pump Wedge Adjusting Rod Tack Weld - Bottom	BWRVIP-41	N/A N/A	ES	VT-1	75	NRI	3/17/2007	XI-BN-04
Li2/JP01-02 RS-6 JP Riser Pipe to Restrainer Bracket Circumferential Weld; RS- 6 is on JP01 side of riser	542400 BWRVIP-41	N/A N/A	SP	EVT-1	75	NRI	3/17/2007	XI-BN-04
Li2/JP01-02 RS-7 JP Riser Pipe to Restrainer Bracket Circumferential Weld; RS- 7 is on JP02 side of riser	542500 BWRVIP-41	N/A N/A	ES	EVT-1	80	NRI	3/24/2007	XI-BN-04
Li2/JP01-02 RS-8 Jet Pump Riser Pipe to Riser Brace Circumferential Weld	542600 BWRVIP-41	N/A N/A	SP	EVT-1	90	NRI	3/17/2007	XI-BN-04
Li2/JP01-02 RS-9 Jet Pump Riser Pipe to Riser Brace Circumferential Weld	542700 BWRVIP-41	N/A N/A	SP	EVT-1	90	NRI	3/17/2007	XI-BN-04
Li2/JP02 AS-1 (SS) Shroud Side Adjusting Screw Gap	BWRVIP-41	N/A N/A	RE	VT-1	100	NRI	3/17/2007	XI-BN-04 No gap noted.
Li2/JP02 AS-1 (VS) Vessel Side Adjusting Screw Gap	BWRVIP-41	N/A N/A	RE	VT-1	100	NRI	3/16/2007	XI-BN-04 No gap noted.

Limerick 2R09 IVVI Component Examination Results

Component ID Description	Summary # Class	Category Item	Exam Reason	Actual Exam	Code Coverage	Exam Results	Insp. Date Code Cases	Iso Number Exam Comments
Li2/JP02 MX-7 Jet Pump Wedge Bracket to Inlet Mixer Welds	BWRVIP-41	N/A N/A	ES	VT-1	75	NRI	3/18/2007	XI-BN-04
Li2/JP02 SJC Jet Pump Slip Joint Clamp	BWRVIP-41	N/A N/A	BL	VT-1	100	NRI	3/17/2007	XI-BN-04
Li2/JP02 WD-1 Jet Pump Wedge Bearing Surface	543410 BWRVIP-41	N/A N/A	BL	VT-1	100	RI	3/16/2007	XI-BN-04 Additional wear observed on wedge and restrainer bracket. See INR-Li2R09-IVVI-07-04. Reference IR# 607248 A02.
Li2/JP02 WD-2a Jet Pump Wedge Adjusting Rod Tack Weld - Top	BWRVIP-41	N/A N/A	ES	VT-1	100	RI	3/18/2007	XI-BN-04 INR-Li2R09-IVVI-07-04R1 indicates that minor wedge rod wear on the top side of the wedge. Reference IR# 604855.
Li2/JP02 WD-2b Jet Pump Wedge Adjusting Rod Tack Weld - Bottom	BWRVIP-41	N/A N/A	ES	VT-1	100	RI	3/18/2007	XI-BN-04 INR-Li2R09-IVVI-07-04R1 indicates that minor wedge rod wear on the top side of the wedge. Reference IR# 604855.
Li2/JP03 AS-1 (SS) Shroud Side Adjusting Screw Gap	BWRVIP-41	N/A N/A	RE	VT-1	100	NRI	3/17/2007	XI-BN-04 No gap noted.
Li2/JP03 AS-1 (VS) Vessel Side Adjusting Screw Gap	BWRVIP-41	N/A N/A	RE	VT-1	100	NRI	3/17/2007	XI-BN-04 No gap noted.
Li2/JP03 WD-1 Jet Pump Wedge Bearing Surface	543420 BWRVIP-41	N/A N/A	BL	VT-1	100	NRI	3/17/2007	XI-BN-04
Li2/JP03-04 RS-7 JP Riser Pipe to Restrainer Bracket Circumferential Weld; RS- 7 is on JP04 side of riser	542510 BWRVIP-41	N/A N/A	ES	EVT-1	80	NRI	3/23/2007	XI-BN-04
Li2/JP03-04 RS-8 Jet Pump Riser Pipe to Riser Brace Circumferential Weld	542610 BWRVIP-41	N/A N/A	ES	EVT-1	60	NRI	3/23/2007	XI-BN-04
Li2/JP03-04 RS-9 Jet Pump Riser Pipe to Riser Brace Circumferential Weld	542710 BWRVIP-41	N/A N/A	ES	EVT-1	80	NRI	3/23/2007	XI-BN-04
Li2/JP04 AS-1 (SS) Shroud Side Adjusting Screw Gap	BWRVIP-41	N/A N/A	RE	VT-1	100	NRI	3/17/2007	XI-BN-04 No gap noted.

Limerick 2R09 IVVI Component Examination Results

Component ID Description	Summary # Class	Category Item	Exam Reason	Actual Exam	Code Coverage	Exam Results	Insp. Date Code Cases	Iso Number Exam Comments
Li2/JP04 AS-1 (VS) Vessel Side Adjusting Screw Gap	BWRVIP-41	N/A N/A	RE	VT-1	100	RI	3/17/2007	XI-BN-04 Gap noted = 0.029 inch.
Li2/JP04 MX-7 Jet Pump Wedge Bracket to Inlet Mixer Welds	BWRVIP-41	N/A N/A	ES	VT-1	75	NRI	3/18/2007	XI-BN-04
Li2/JP04 SJC Jet Pump Slip Joint Clamp	BWRVIP-41	N/A N/A	BL	VT-1	80	NRI	3/17/2007	XI-BN-04
Li2/JP04 WD-1 Jet Pump Wedge Bearing Surface	543430 BWRVIP-41	N/A N/A	BL	VT-1	100	RI	3/16/2007	XI-BN-04 Additional wear observed on wedge and restrainer bracket. See INR-Li2R09-IVVI-07-06R1. Reference IR# 607248 A02
Li2/JP04 WD-2a Jet Pump Wedge Adjusting Rod Tack Weld - Top	BWRVIP-41	N/A N/A	ES	VT-1	80	RI	3/18/2007	XI-BN-04 INR-Li2R09-IVVI-07-06R1 documents minor wedge rod wear at wedge / rod interface. Reference IR# 605078.
Li2/JP04 WD-2b Jet Pump Wedge Adjusting Rod Tack Weld - Bottom	BWRVIP-41	N/A N/A	ES	VT-1	80	RI	3/18/2007	XI-BN-04 INR-Li2R09-IVVI-07-06R1 documents minor wedge rod wear at wedge / rod interface. Reference IR# 605078.
Li2/JP05 AS-1 (SS) Shroud Side Adjusting Screw Gap	BWRVIP-41	N/A N/A	RE	VT-1	100	NRI	3/16/2007	XI-BN-04 No gap noted.
Li2/JP05 AS-1 (VS) Vessel Side Adjusting Screw Gap	BWRVIP-41	N/A N/A	RE	VT-1	100	RI	3/16/2007	XI-BN-04 Gap noted = 0.014 inch.
Li2/JP05 WD-1 Jet Pump Wedge Bearing Surface	543440 BWRVIP-41	N/A N/A	BL	VT-1	100	NRI	3/17/2007	XI-BN-04
Li2/JP06 AS-1 (SS) Shroud Side Adjusting Screw Gap	BWRVIP-41	N/A N/A	RE	VT-1	100	NRI	3/17/2007	XI-BN-04 No gap noted.
Li2/JP06 AS-1 (VS) Vessel Side Adjusting Screw Gap	BWRVIP-41	N/A N/A	RE	VT-1	100	NRI	3/17/2007	XI-BN-04 No gap noted.
Li2/JP06 WD-1 Jet Pump Wedge Bearing Surface	543450 BWRVIP-41	N/A N/A	BL	VT-1	100	NRI	3/17/2007	XI-BN-04
Li2/JP07 AS-1 (SS) Shroud Side Adjusting Screw Gap	BWRVIP-41	N/A N/A	RE	VT-1	100	NRI	3/17/2007	XI-BN-04 No gap noted.

Limerick 2R09 IVVI Component Examination Results

Component ID Description	Summary # Class	Category Item	Exam Reason	Actual Exam	Code Coverage	Exam Results	Insp. Date Code Cases	Iso Number Exam Comments
Li2/JP07 AS-1 (VS) Vessel Side Adjusting Screw Gap	BWRVIP-41	N/A N/A	RE	VT-1	100	RI	3/17/2007	XI-BN-04 Gap noted = 0.030 inch.
Li2/JP07 WD-1 Jet Pump Wedge Bearing Surface	543460 BWRVIP-41	N/A N/A	BL	VT-1	100	NRI	3/17/2007	XI-BN-04
Li2/JP07-08 RS-7 JP Riser Pipe to Restrainer Bracket Circumferential Weld; RS- 7 is on JP08 side of riser	542530 BWRVIP-41	N/A N/A	SP	EVT-1	75	NRI	3/17/2007	XI-BN-04
Li2/JP07-08 RS-8 Jet Pump Riser Pipe to Riser Brace Circumferential Weld	542630 BWRVIP-41	N/A N/A	SP	EVT-1	90	NRI	3/17/2007	XI-BN-04
Li2/JP07-08 RS-9 Jet Pump Riser Pipe to Riser Brace Circumferential Weld	542730 BWRVIP-41	N/A N/A	SP	EVT-1	90	NRI	3/17/2007	XI-BN-04
Li2/JP08 Aux Wedge Repair (SS) Shroud Side Jet Pump Aux Wedge Repair	BWRVIP-41	N/A N/A	BL	VT-3	100	NRI	3/16/2007	XI-BN-04
Li2/JP08 Aux Wedge Repair (VS) Vessel Side Jet Pump Aux Wedge Repair	BWRVIP-41	N/A N/A	BL	VT-3	100	NRI	3/16/2007	XI-BN-04
Li2/JP08 MX-7 Jet Pump Wedge Bracket to Inlet Mixer Welds	BWRVIP-41	N/A N/A	SP	VT-1	75	NRI	3/16/2007	XI-BN-04
Li2/JP08 SJC Jet Pump Slip Joint Clamp	BWRVIP-41	N/A N/A	BL	VT-1	100	NRI	3/22/2007	XI-BN-04
Li2/JP08 WD-1 Jet Pump Wedge Bearing Surface	543470 BWRVIP-41	N/A N/A	BL	VT-1	100	RI	3/16/2007	XI-BN-04 Additional wear observed on wedge and restrainer bracket. See INR-Li2R09-IVVI-07-08. Reference IR# 607248 A02
Li2/JP08 WD-2a Jet Pump Wedge Adjusting Rod Tack Weld - Top	BWRVIP-41	N/A N/A	ES	VT-1	100	NRI	3/16/2007	XI-BN-04
Li2/JP08 WD-2b Jet Pump Wedge Adjusting Rod Tack Weld - Bottom	BWRVIP-41	N/A N/A	ES	VT-1	100	NRI	3/16/2007	XI-BN-04

Limerick 2R09 IVVI Component Examination Results

Component ID Description	Summary # Class	Category Item	Exam Reason	Actual Exam	Code Coverage	Exam Results	Insp. Date Code Cases	Iso Number Exam Comments
Li2/JP09 AD-1 Jet Pump Adapter Top to Adapter Bottom Weld - Bimetallic Weld	544280 BWRVIP-41	N/A N/A	BL	EVT-1	75	NRI	3/25/2007	XI-BN-04
Li2/JP09 AD-2 Jet Pump Adapter Bottom (Lower Ring) to Shroud Support Plate Weld	544480 BWRVIP-41	N/A N/A	BL	EVT-1	60	NRI	3/25/2007	XI-BN-04
Li2/JP09 AS-1 (SS) Shroud Side Adjusting Screw Gap	N/A BWRVIP-41	N/A N/A	RE	VT-1	100	NRI	3/17/2007	XI-BN-04 No gap noted.
Li2/JP09 AS-1 (VS) Vessel Side Adjusting Screw Gap	N/A BWRVIP-41	N/A N/A	RE	VT-1	100	RI	3/17/2007	XI-BN-04 Gap noted = 0.011 inch.
Li2/JP09 DF-1 Jet Pump Diffuser Collar to Diffuser Shell Weld	543680 BWRVIP-41	N/A N/A	BL	EVT-1	70	NRI	3/24/2007	XI-BN-04
Li2/JP09 DF-2 Jet Pump Diffuser Shell to Tailpipe Weld	543880 BWRVIP-41	N/A N/A	BL	EVT-1	70	NRI	3/25/2007	XI-BN-04
Li2/JP09 MX-7 Jet Pump Wedge Bracket to Inlet Mixer Welds	N/A BWRVIP-41	N/A N/A	ES	VT-1	75	NRI	3/22/2007	XI-BN-04
Li2/JP09 WD-1 Jet Pump Wedge Bearing Surface	543480 BWRVIP-41	N/A N/A	BL	VT-1	80	RI	3/17/2007	XI-BN-04 New wear observed on wedge and restrainer bracket. See INR- Li2R09-IVVI-07-12. Reference IR# 607248 A02
Li2/JP09 WD-2a Jet Pump Wedge Adjusting Rod Tack Weld - Top	N/A BWRVIP-41	N/A N/A	ES	VT-1	100	RI	3/22/2007	XI-BN-04 INR-Li2R09-IVVI-07-012R2 identifies minor wedge rod wear at wedge / rod interface. Reference IR# 605407.
Li2/JP09 WD-2b Jet Pump Wedge Adjusting Rod Tack Weld - Bottom	N/A BWRVIP-41	N/A N/A	ES	VT-1	100	RI	3/22/2007	XI-BN-04 INR-Li2R09-IVVI-07-012R2 identifies minor wedge rod wear at wedge / rod interface. Reference IR# 605407.
Li2/JP09-10 RB-2a Jet Pump Riser Brace Leaf to Yoke Weld	541440 BWRVIP-41	N/A N/A	BL	EVT-1	50	NRI	3/23/2007	XI-BN-04
Li2/JP09-10 RB-2b Jet Pump Riser Brace Leaf to Yoke Weld	541540 BWRVIP-41	N/A N/A	BL	EVT-1	55	NRI	3/25/2007	XI-BN-04

Limerick 2R09 IVVI Component Examination Results

Component ID Description	Summary # Class	Category Item	Exam Reason	Actual Exam	Code Coverage	Exam Results	Insp. Date Code Cases	Iso Number Exam Comments
Li2/JP09-10 RB-2c Jet Pump Riser Brace Leaf to Yoke Weld	541640 BWRVIP-41	N/A N/A	BL	EVT-1	45	NRI	3/23/2007	XI-BN-04
Li2/JP09-10 RB-2d Jet Pump Riser Brace Leaf to Yoke Weld	541740 BWRVIP-41	N/A N/A	BL	EVT-1	55	NRI	3/25/2007	XI-BN-04
Li2/JP09-10 RS-6 JP Riser Pipe to Restrainer Bracket Circumferential Weld; RS- 6 is on JP09 side of riser	542440 BWRVIP-41	N/A N/A	ES	EVT-1	75	NRI	3/22/2007	XI-BN-04
Li2/JP09-10 RS-8 Jet Pump Riser Pipe to Riser Brace Circumferential Weld	542640 BWRVIP-41	N/A N/A	ES	EVT-1	90	NRI	3/22/2007	XI-BN-04
Li2/JP09-10 RS-9 Jet Pump Riser Pipe to Riser Brace Circumferential Weld	542740 BWRVIP-41	N/A N/A	ES	EVT-1	90	NRI	3/22/2007	XI-BN-04
Li2/JP10 AD-1 Jet Pump Adapter Top to Adapter Bottom Weld - Bimetallic Weld	544290 BWRVIP-41	N/A N/A	BL	EVT-1	70	NRI	3/25/2007	XI-BN-04
Li2/JP10 AD-2 Jet Pump Adapter Bottom (Lower Ring) to Shroud Support Plate Weld	544490 BWRVIP-41	N/A N/A	BL	EVT-1	55	NRI	3/25/2007	XI-BN-04
Li2/JP10 AS-1 (SS) Shroud Side Adjusting Screw Gap	N/A BWRVIP-41	N/A N/A	RE	VT-1	100	NRI	3/17/2007	XI-BN-04 No gap noted.
Li2/JP10 Aux Wedge Repair (VS) Vessel Side Jet Pump Aux Wedge Repair	N/A BWRVIP-41	N/A N/A	BL	VT-3	100	RI	3/17/2007	XI-BN-04 INR-Li2R09-IVVI-07-16 identified some minor wear observed between the aux wedge and the belly band. Reference IR# 605568.
Li2/JP10 DF-1 Jet Pump Diffuser Collar to Diffuser Shell Weld	543690 BWRVIP-41	N/A N/A	BL	EVT-1	70	NRI	3/25/2007	XI-BN-04
Li2/JP10 DF-2 Jet Pump Diffuser Shell to Tailpipe Weld	543890 BWRVIP-41	N/A N/A	BL	EVT-1	65	NRI	3/25/2007	XI-BN-04
Li2/JP10 SJC Jet Pump Slip Joint Clamp	N/A BWRVIP-41	N/A N/A	RE	VT-1	100	NRI	3/19/2007	XI-BN-04

Limerick 2R09 IVVI Component Examination Results

Component ID Description	Summary # Class	Category Item	Exam Reason	Actual Exam	Code Coverage	Exam Results	Insp. Date Code Cases	Iso Number Exam Comments
Li2/JP10 WD-1 Jet Pump Wedge Bearing Surface	543490 BWRVIP-41	N/A N/A	BL	VT-1	95	RI	3/17/2007	XI-BN-04 Additional wear observed on wedge and restrainer bracket. See INR-Li2R09-IVVI-07-13. Reference IR# 607248 A02
Li2/JP11 AS-1 (SS) Shroud Side Adjusting Screw Gap	BWRVIP-41	N/A N/A	RE	VT-1	100	NRI	3/16/2007	XI-BN-04 No gap noted.
Li2/JP11 Aux Wedge Repair (VS) Vessel Side Jet Pump Aux Wedge Repair	BWRVIP-41	N/A N/A	BL	VT-3	100	RI	3/16/2007	XI-BN-04 INR-Li2R09-IVVI-07-05R1 identified that this aux wedge was at the minimum position. This aux wedge was replaced with two; one located on the shroud side and one located on the vessel side set screw. Reference IR# 604866.
Li2/JP11 MX-7 Jet Pump Wedge Bracket to Inlet Mixer Welds	BWRVIP-41	N/A N/A	ES	VT-1	75	NRI	3/19/2007	XI-BN-04
Li2/JP11 SJC Jet Pump Slip Joint Clamp	BWRVIP-41	N/A N/A	RE	VT-1	100	NRI	3/19/2007	XI-BN-04
Li2/JP11 WD-1 Jet Pump Wedge Bearing Surface	543500 BWRVIP-41	N/A N/A	BL	VT-1	100	RI	3/16/2007	XI-BN-04 Additional wear observed on wedge and restrainer bracket. See INR-Li2R09-IVVI-07-05. Reference IR# 607248 A02
Li2/JP11 WD-2a Jet Pump Wedge Adjusting Rod Tack Weld - Top	BWRVIP-41	N/A N/A	ES	VT-1	100	RI	3/19/2007	XI-BN-04 INR-Li2R09-IVVI-07-05R1 identifies minor wedge rod wear at the wedge / rod interface. Reference IR# 604866.
Li2/JP11 WD-2b Jet Pump Wedge Adjusting Rod Tack Weld - Bottom	BWRVIP-41	N/A N/A	ES	VT-1	100	RI	3/19/2007	XI-BN-04 INR-Li2R09-IVVI-07-05R1 identifies minor wedge rod wear at the wedge / rod interface. Reference IR# 604866.
Li2/JP11-12 RS-6 JP Riser Pipe to Restrainer Bracket Circumferential Weld; RS-6 is on JP11 side of riser	542450 BWRVIP-41	N/A N/A	ES	EVT-1	80	NRI	3/19/2007	XI-BN-04
Li2/JP11-12 RS-7 JP Riser Pipe to Restrainer Bracket Circumferential Weld; RS-7 is on JP12 side of riser	542550 BWRVIP-41	N/A N/A	SP	EVT-1	80	NRI	3/21/2007	XI-BN-04

Limerick 2R09 IVVI Component Examination Results

Component ID Description	Summary # Class	Category Item	Exam Reason	Actual Exam	Code Coverage	Exam Results	Insp. Date Code Cases	Iso Number Exam Comments
Li2/JP11-12 RS-8 Jet Pump Riser Pipe to Riser Brace Circumferential Weld	542650 BWRVIP-41	N/A N/A	SP	EVT-1	90	NRI	3/19/2007	XI-BN-04
Li2/JP11-12 RS-9 Jet Pump Riser Pipe to Riser Brace Circumferential Weld	542750 BWRVIP-41	N/A N/A	SP	EVT-1	90	NRI	3/19/2007	XI-BN-04
Li2/JP12 AS-1 (SS) Shroud Side Adjusting Screw Gap	BWRVIP-41	N/A N/A	RE	VT-1	100	RI	3/18/2007	XI-BN-04 The gap was not measured prior to disassembly; however after reassembly there was a 0.043 inch gap noted.
Li2/JP12 AS-1 (VS) Vessel Side Adjusting Screw Gap	BWRVIP-41	N/A N/A	RE	VT-1	100	NRI	3/18/2007	XI-BN-04 The gap was not measured prior to disassembly; however after reassembly there was no gap noted.
Li2/JP12 MX-7 Jet Pump Wedge Bracket to Inlet Mixer Welds	BWRVIP-41	N/A N/A	SP	VT-1	75	NRI	3/20/2007	XI-BN-04
Li2/JP12 WD-1 Jet Pump Wedge Bearing Surface	543510 BWRVIP-41	N/A N/A	BL	VT-1	100	RI	3/18/2007	XI-BN-04 Wedge found bottomed out and was replaced. Also, the restrainer bracket was resurfaced. Reference IR# 607248 A02
Li2/JP13 AS-1 (SS) Shroud Side Adjusting Screw Gap	BWRVIP-41	N/A N/A	RE	VT-1	100	NRI	3/18/2007	XI-BN-04 No gap noted.
Li2/JP13 Aux Wedge Repair (VS) Vessel Side Jet Pump Aux Wedge Repair	BWRVIP-41	N/A N/A	BL	VT-3	100	RI	3/18/2007	XI-BN-04 INR-Li2R09-IVVI-07-10R1 identified some minor wear observed between the aux wedge and the belly band. Reference IR# 605392.
Li2/JP13 SJC Jet Pump Slip Joint Clamp	BWRVIP-41	N/A N/A	RE	VT-1	100	NRI	3/19/2007	XI-BN-04
Li2/JP13 WD-1 Jet Pump Wedge Bearing Surface	543520 BWRVIP-41	N/A N/A	BL	VT-1	80	RI	3/17/2007	XI-BN-04 No change in wedge wear identified from previous outage inspection. See INR-Li2R09-IVVI-07-10R1. Reference IR# 607248 A02

Limerick 2R09 IVVI Component Examination Results

Component ID Description	Summary # Class	Category Item	Exam Reason	Actual Exam	Code Coverage	Exam Results	Insp. Date Code Cases	Iso Number Exam Comments
Li2/JP13-14 RS-7 JP Riser Pipe to Restrainer Bracket Circumferential Weld; RS- 7 is on JP14 side of riser	542560 BWRVIP-41	N/A N/A	ES	EVT-1	85	NRI	3/21/2007	XI-BN-04
Li2/JP13-14 RS-8 Jet Pump Riser Pipe to Riser Brace Circumferential Weld	542660 BWRVIP-41	N/A N/A	ES	EVT-1	90	NRI	3/20/2007	XI-BN-04
Li2/JP13-14 RS-9 Jet Pump Riser Pipe to Riser Brace Circumferential Weld	542760 BWRVIP-41	N/A N/A	ES	EVT-1	90	NRI	3/20/2007	XI-BN-04
Li2/JP14 MX-7 Jet Pump Wedge Bracket to Inlet Mixer Welds	BWRVIP-41	N/A N/A	ES	VT-1	75	NRI	3/21/2007	XI-BN-04
Li2/JP14 SJC Jet Pump Slip Joint Clamp	BWRVIP-41	N/A N/A	RE	VT-1	100	NRI	3/19/2007	XI-BN-04
Li2/JP14 WD-1 Jet Pump Wedge Bearing Surface	543530 BWRVIP-41	N/A N/A	BL	VT-1	100	RI	3/17/2007	XI-BN-04 Additional wear observed on wedge and restrainer bracket. See INR-Li2R09-IVVI-07-11. Reference IR# 607248 A02
Li2/JP14 WD-2a Jet Pump Wedge Adjusting Rod Tack Weld - Top	BWRVIP-41	N/A N/A	ES	VT-1	100	NRI	3/21/2007	XI-BN-04
Li2/JP14 WD-2b Jet Pump Wedge Adjusting Rod Tack Weld - Bottom	BWRVIP-41	N/A N/A	ES	VT-1	100	NRI	3/21/2007	XI-BN-04
Li2/JP15 AD-1 Jet Pump Adapter Top to Adapter Bottom Weld - Bimetallic Weld	544340 BWRVIP-41	N/A N/A	BL	EVT-1	70	NRI	3/17/2007	XI-BN-04
Li2/JP15 AD-2 Jet Pump Adapter Bottom (Lower Ring) to Shroud Support Plate Weld	544540 BWRVIP-41	N/A N/A	BL	EVT-1	65	NRI	3/17/2007	XI-BN-04
Li2/JP15 AS-1 (SS) Shroud Side Adjusting Screw Gap	BWRVIP-41	N/A N/A	RE	VT-1	100	NRI	3/16/2007	XI-BN-04 No gap noted.
Li2/JP15 Aux Wedge Repair (VS) Vessel Side Jet Pump Aux Wedge Repair	BWRVIP-41	N/A N/A	BL	VT-3	100	NRI	3/16/2007	XI-BN-04

Limerick 2R09 IVVI Component Examination Results

Component ID Description	Summary # Class	Category Item	Exam Reason	Actual Exam	Code Coverage	Exam Results	Insp. Date Code Cases	Iso Number Exam Comments
Li2/JP15 DF-1 Jet Pump Diffuser Collar to Diffuser Shell Weld	543740 BWRVIP-41	N/A N/A	BL	EVT-1	65	NRI	3/17/2007	XI-BN-04
Li2/JP15 DF-2 Jet Pump Diffuser Shell to Tailpipe Weld	543940 BWRVIP-41	N/A N/A	BL	EVT-1	65	NRI	3/17/2007	XI-BN-04
Li2/JP15 WD-1 Jet Pump Wedge Bearing Surface	543540 BWRVIP-41	N/A N/A	BL	VT-1	100	NRI	3/14/2007	XI-BN-04
Li2/JP15-16 RB-1a Jet Pump Riser Brace Leaf to RPV Pad Weld	553950 BWRVIP-41	N/A N/A	BL	EVT-1	100	NRI	3/16/2007	XI-BN-04
Li2/JP15-16 RB-1b Jet Pump Riser Brace Leaf to RPV Pad Weld	554050 BWRVIP-41	N/A N/A	BL	EVT-1	100	NRI	3/18/2007	XI-BN-04
Li2/JP15-16 RB-1c Jet Pump Riser Brace Leaf to RPV Pad Weld	554150 BWRVIP-41	N/A N/A	BL	EVT-1	100	NRI	3/19/2007	XI-BN-04
Li2/JP15-16 RB-1d Jet Pump Riser Brace Leaf to RPV Pad Weld	554250 BWRVIP-41	N/A N/A	BL	EVT-1	100	NRI	3/18/2007	XI-BN-04
Li2/JP15-16 RB-2a Jet Pump Riser Brace Leaf to Yoke Weld	541470 BWRVIP-41	N/A N/A	BL	EVT-1	50	NRI	3/19/2007	XI-BN-04
Li2/JP15-16 RB-2b Jet Pump Riser Brace Leaf to Yoke Weld	541570 BWRVIP-41	N/A N/A	BL	EVT-1	55	NRI	3/19/2007	XI-BN-04
Li2/JP15-16 RB-2c Jet Pump Riser Brace Leaf to Yoke Weld	541670 BWRVIP-41	N/A N/A	BL	EVT-1	50	NRI	3/19/2007	XI-BN-04
Li2/JP15-16 RB-2d Jet Pump Riser Brace Leaf to Yoke Weld	541770 BWRVIP-41	N/A N/A	BL	EVT-1	50	NRI	3/19/2007	XI-BN-04
Li2/JP15-16 RBSP Jet Pump Nos. 15 and 16 Riser Brace Support Pad Welds to RPV (2 Weld Buildup Locations 263 and 278 Az)	738570 BWRVIP-48	B-N-2 B13.20	BL	EVT-1 VT-1	100 100	NRI NRI	3/18/2007	XI-BNN
Li2/JP16 AS-1 (SS) Shroud Side Adjusting Screw Gap	BWRVIP-41	N/A N/A	RE	VT-1	100	NRI	3/16/2007	XI-BN-04 No gap noted.

Limerick 2R09 IVVI Component Examination Results

Component ID Description	Summary # Class	Category Item	Exam Reason	Actual Exam	Code Coverage	Exam Results	Insp. Date Code Cases	Iso Number Exam Comments
Li2/JP16 Aux Wedge Repair (VS)		N/A	BL	VT-3	100	NRI	3/16/2007	XI-BN-04
Vessel Side Jet Pump Aux Wedge Repair	BWRVIP-41	N/A						
Li2/JP16 WD-1	543550	N/A	BL	VT-1	100	NRI	3/15/2007	XI-BN-04
Jet Pump Wedge Bearing Surface	BWRVIP-41	N/A						
Li2/JP17 AS-1 (SS)		N/A	RE	VT-1	100	NRI	3/21/2007	XI-BN-04
Shroud Side Adjusting Screw Gap	BWRVIP-41	N/A						The gap was not measured prior to disassembly; however after reassembly there was no gap noted.
Li2/JP17 AS-1 (VS)		N/A	RE	VT-1	100	NRI	3/21/2007	XI-BN-04
Vessel Side Adjusting Screw Gap	BWRVIP-41	N/A						The gap was not measured prior to disassembly; however after reassembly there was no gap noted.
Li2/JP17 MX-7		N/A	SP	VT-1	80	NRI	3/21/2007	XI-BN-04
Jet Pump Wedge Bracket to Inlet Mixer Welds	BWRVIP-41	N/A						
Li2/JP17 WD-1	543560	N/A	BL	VT-1	100	RI	3/15/2007	XI-BN-04
Jet Pump Wedge Bearing Surface	BWRVIP-41	N/A						Additional wear observed on wedge and restrainer bracket. See INR-Li2R09-IVVI-07-02. Main Wedge was replaced and restrainer bracket resurfaced in 2R09. Reference IR# 607248 A02.
Li2/JP17-18 RB-1a	553960	N/A	BL	EVT-1	100	NRI	3/25/2007	XI-BN-04
Jet Pump Riser Brace Leaf to RPV Pad Weld	BWRVIP-41	N/A						
Li2/JP17-18 RB-1c	554160	N/A	BL	EVT-1	100	NRI	3/25/2007	XI-BN-04
Jet Pump Riser Brace Leaf to RPV Pad Weld	BWRVIP-41	N/A						
Li2/JP17-18 RS-1	542180	N/A	RE	EVT-1	100	NRI	3/22/2007	XI-BN-04
Jet Pump Riser Elbow to Thermal Sleeve Weld	BWRVIP-41	N/A						
Li2/JP17-18 RS-2	542280	N/A	RE	EVT-1	40	NRI	3/22/2007	XI-BN-04
Jet Pump Riser Elbow to Riser Pipe Weld	BWRVIP-41	N/A						
Li2/JP17-18 RS-6	542480	N/A	BL	EVT-1	80	NRI	3/22/2007	XI-BN-04
JP Riser Pipe to Restrainer Bracket Circumferential Weld; RS-6 is on JP17 side of riser	BWRVIP-41	N/A						

Limerick 2R09 IVVI Component Examination Results

Component ID Description	Summary # Class	Category Item	Exam Reason	Actual Exam	Code Coverage	Exam Results	Insp. Date Code Cases	Iso Number Exam Comments
Li2/JP17-18 RS-8 Jet Pump Riser Pipe to Riser Brace Circumferential Weld	542680 BWRVIP-41	N/A N/A	BL	EVT-1	90	NRI	3/22/2007	XI-BN-04
Li2/JP17-18 RS-9 Jet Pump Riser Pipe to Riser Brace Circumferential Weld	542780 BWRVIP-41	N/A N/A	BL	EVT-1	90	NRI	3/22/2007	XI-BN-04
Li2/JP18 AS-1 (SS) Shroud Side Adjusting Screw Gap	BWRVIP-41	N/A N/A	RE	VT-1	100	NRI	3/15/2007	XI-BN-04 No gap noted.
Li2/JP18 Aux Wedge Repair (VS) Vessel Side Jet Pump Aux Wedge Repair	BWRVIP-41	N/A N/A	BL	VT-3	100	NRI	3/15/2007	XI-BN-04
Li2/JP18 WD-1 Jet Pump Wedge Bearing Surface	543570 BWRVIP-41	N/A N/A	BL	VT-1	100	NRI	3/15/2007	XI-BN-04
Li2/JP19 AS-1 (SS) Shroud Side Adjusting Screw Gap	BWRVIP-41	N/A N/A	RE	VT-1	100	NRI	3/15/2007	XI-BN-04 No gap noted.
Li2/JP19 AS-1 (VS) Vessel Side Adjusting Screw Gap	BWRVIP-41	N/A N/A	RE	VT-1	100	NRI	3/15/2007	XI-BN-04 No gap noted.
Li2/JP19 MX-7 Jet Pump Wedge Bracket to Inlet Mixer Welds	BWRVIP-41	N/A N/A	ES	VT-1	80	NRI	3/21/2007	XI-BN-04
Li2/JP19 SJC Jet Pump Slip Joint Clamp	BWRVIP-41	N/A N/A	RE	VT-1	100	NRI	3/24/2007	XI-BN-04
Li2/JP19 WD-1 Jet Pump Wedge Bearing Surface	543580 BWRVIP-41	N/A N/A	BL	VT-1	100	RI	3/15/2007	XI-BN-04 Additional wear observed on wedge and restrainer bracket. See INR-Li2R09-IVVI-07-03. Reference IR# 604848.
Li2/JP19 WD-2a Jet Pump Wedge Adjusting Rod Tack Weld - Top	BWRVIP-41	N/A N/A	ES	VT-1	100	RI	3/20/2007	XI-BN-04 INR-Li2R09-IVVI-07-03R1 noted minor rod wear at the top of the wedge rod. Reference IR# 604848.
Li2/JP19 WD-2b Jet Pump Wedge Adjusting Rod Tack Weld - Bottom	BWRVIP-41	N/A N/A	ES	VT-1	100	RI	3/20/2007	XI-BN-04 INR-Li2R09-IVVI-07-03R1 noted minor rod wear at the top of the wedge rod. Reference IR# 604848.

Limerick 2R09 IVVI Component Examination Results

Component ID Description	Summary # Class	Category Item	Exam Reason	Actual Exam	Code Coverage	Exam Results	Insp. Date Code Cases	Iso Number Exam Comments
Li2/JP19-20 RS-6 JP Riser Pipe to Restrainer Bracket Circumferential Weld; RS- 6 is on JP19 side of riser	542490 BWRVIP-41	N/A N/A	BL	EVT-1	80	NRI	3/24/2007	XI-BN-04
Li2/JP19-20 RS-7 JP Riser Pipe to Restrainer Bracket Circumferential Weld; RS- 7 is on JP20 side of riser	542590 BWRVIP-41	N/A N/A	BL	EVT-1	80	NRI	3/24/2007	XI-BN-04
Li2/JP19-20 RS-8 Jet Pump Riser Pipe to Riser Brace Circumferential Weld	542690 BWRVIP-41	N/A N/A	BL	EVT-1	90	NRI	3/24/2007	XI-BN-04
Li2/JP19-20 RS-9 Jet Pump Riser Pipe to Riser Brace Circumferential Weld	542790 BWRVIP-41	N/A N/A	BL	EVT-1	90	NRI	3/24/2007	XI-BN-04
Li2/JP20 AS-1 (SS) Shroud Side Adjusting Screw Gap	BWRVIP-41	N/A N/A	RE	VT-1	100	NRI	3/24/2007	XI-BN-04 No gap noted prior to or after this jet pump was disassembled.
Li2/JP20 AS-1 (VS) Vessel Side Adjusting Screw Gap	BWRVIP-41	N/A N/A	RE	VT-1	100	NRI	3/24/2007	XI-BN-04 A gap was noted prior to disassembly of this jet pump, but was not measured. After jet pump was reassembled, no gap was noted.
Li2/JP20 MX-7 Jet Pump Wedge Bracket to Inlet Mixer Welds	BWRVIP-41	N/A N/A	ES	VT-1	75	NRI	3/21/2007	XI-BN-04
Li2/JP20 WD-1 Jet Pump Wedge Bearing Surface	543590 BWRVIP-41	N/A N/A	BL	VT-1	100	RI	3/15/2007	XI-BN-04 Additional wear observed on wedge and restrainer bracket. See INR-Li2R09-IVVI-07-01. Main Wedge was replaced and restrainer bracket resurfaced in 2R09. Reference IR# 607248 A02.
Li2/P1A Core Spray "A" Loop N5B Thermal Sleeve to T-Box Weld 300 Az	758011 BWRVIP-18	N/A N/A	RE	UT EVT-1	47 0	NRI NRI	3/16/2007	XI-BN-8 Due to configuration and angle of camera, EVT-1 coverage was best effort and therefore no percent coverage credited.
Li2/P1B Core Spray "B" Loop N5A Thermal Sleeve to T-Box Weld 60 Az	758021 BWRVIP-18	N/A N/A	RE	UT EVT-1	48 0	NRI NRI	3/15/2007	XI-BN-8 Due to configuration and angle of camera, EVT-1 coverage was best effort and therefore no percent coverage credited.

Limerick 2R09 IVVI Component Examination Results

Component ID Description	Summary # Class	Category Item	Exam Reason	Actual Exam	Code Coverage	Exam Results	Insp. Date Code Cases	Iso Number Exam Comments
Li2/P2A	758031	N/A	RE	UT	100	NRI	3/16/2007	XI-BN-8
Core Spray "A" Loop Header T-Box Cover Plate Weld 300 Az	BWRVIP-18	N/A		EVT-1	100	NRI		
Li2/P2B	758041	N/A	RE	UT	100	NRI	3/15/2007	XI-BN-8
Core Spray "B" Loop Header T-Box Cover Plate Weld 60 Az	BWRVIP-18	N/A		EVT-1	100	NRI		
Li2/P3aA	758051	N/A	RE	UT	78	NRI	3/18/2007	XI-BN-8
Core Spray "A" Loop Header T-Box to Pipe Weld Right Side 300 Az	BWRVIP-18	N/A		EVT-1	50	NRI		
Li2/P3aB	758071	N/A	RE	UT	100	NRI	3/18/2007	XI-BN-8
Core Spray "B" Loop Header T-Box to Pipe Weld Right Side 60 Az	BWRVIP-18	N/A		EVT-1	45	NRI		
Li2/P3bA	758061	N/A	RE	UT	78	NRI	3/18/2007	XI-BN-8
Core Spray "A" Loop Header T-Box to Pipe Weld Left Side 300 Az	BWRVIP-18	N/A		EVT-1	50	NRI		
Li2/P3bB	758081	N/A	RE	UT	93	NRI	3/18/2007	XI-BN-8
Core Spray "B" Loop Header T-Box to Pipe Weld Left Side 60 Az	BWRVIP-18	N/A		EVT-1	55	NRI		
Li2/P4bA	758131	N/A	RE	UT	100	NRI	3/17/2007	XI-BN-8
Core Spray "A" Loop Elbow to "A" Downcomer Pipe Weld 352.5 Az (Header Elevation)	BWRVIP-18	N/A		EVT-1	50	NRI		
Li2/P4bB	758141	N/A	RE	UT	100	NRI	3/17/2007	XI-BN-8
Core Spray "B" Loop Elbow to "B" Downcomer Pipe Weld 7.5 Az (Header Elevation)	BWRVIP-18	N/A		EVT-1	30	NRI		
Li2/P4bC	758151	N/A	RE	UT	100	NRI	3/17/2007	XI-BN-8
Core Spray "A" Loop Elbow to "C" Downcomer Pipe Weld 187.5 Az (Header Elevation)	BWRVIP-18	N/A		EVT-1	50	NRI		
Li2/P4bD	758161	N/A	RE	UT	100	NRI	3/17/2007	XI-BN-8
Core Spray "B" Loop Elbow to "D" Downcomer Pipe Weld 172.5 Az (Header Elevation)	BWRVIP-18	N/A		EVT-1	55	NRI		

Limerick 2R09 IVVI Component Examination Results

Component ID Description	Summary # Class	Category Item	Exam Reason	Actual Exam	Code Coverage	Exam Results	Insp. Date Code Cases	Iso Number Exam Comments
Li2/P4dD Core Spray "B" Loop "D" Downcomer Elbow to Shroud Pipe Weld 172.5 Az	758241 BWRVIP-18	N/A N/A	RE	EVT-1	85	NRI	3/23/2007	XI-BN-8
Li2/P5A Core Spray "A" Loop "A" Downcomer Pipe to Sliding Sleeve Field Weld 352.5 Az	758251 BWRVIP-18	N/A N/A	RE	UT	100	NRI	3/17/2007	XI-BN-8
Li2/P5B Core Spray "B" Loop "B" Downcomer Pipe to Sliding Sleeve Field Weld 7.5 Az	758261 BWRVIP-18	N/A N/A	RE	UT	100	NRI	3/17/2007	XI-BN-8
Li2/P5C Core Spray "A" Loop "C" Downcomer Pipe to Sliding Sleeve Field Weld 187.5 Az	758271 BWRVIP-18	N/A N/A	RE	UT	100	NRI	3/16/2007	XI-BN-8
Li2/P5D Core Spray "B" Loop "D" Downcomer Pipe to Sliding Sleeve Field Weld 172.5 Az	758281 BWRVIP-18	N/A N/A	RE	UT	100	NRI	3/17/2007	XI-BN-8
Li2/P6A Core Spray "A" Loop "A" Sliding Sleeve to Outer Sleeve Field Weld 352.5 Az	758291 BWRVIP-18	N/A N/A	RE	UT	100	NRI	3/17/2007	XI-BN-8
Li2/P6B Core Spray "B" Loop "B" Sliding Sleeve to Outer Sleeve Field Weld 7.5 Az	758301 BWRVIP-18	N/A N/A	RE	UT	100	NRI	3/17/2007	XI-BN-8
Li2/P6C Core Spray "A" Loop "C" Sliding Sleeve to Outer Sleeve Field Weld 187.5 Az	758311 BWRVIP-18	N/A N/A	RE	UT	100	NRI	3/16/2007	XI-BN-8
Li2/P6D Core Spray "B" Loop "D" Sliding Sleeve to Outer Sleeve Field Weld 172.5 Az	758321 BWRVIP-18	N/A N/A	RE	UT	100	NRI	3/17/2007	XI-BN-8
Li2/P7A Core Spray "A" Loop "A" Outer Sleeve to Pipe Shop Weld 352.5 Az	758331 BWRVIP-18	N/A N/A	RE	UT	100	NRI	3/17/2007	XI-BN-8

Limerick 2R09 IVVI Component Examination Results

Component ID Description	Summary # Class	Category Item	Exam Reason	Actual Exam	Code Coverage	Exam Results	Insp. Date Code Cases	Iso Number Exam Comments
Li2/P7B Core Spray "B" Loop "B" Outer Sleeve to Pipe Shop Weld 7.5 Az	758341 BWRVIP-18	N/A N/A	RE	UT	100	NRI	3/17/2007	XI-BN-8
Li2/P7C Core Spray "A" Loop "C" Outer Sleeve to Pipe Shop Weld 187.5 Az	758351 BWRVIP-18	N/A N/A	RE	UT	100	NRI	3/17/2007	XI-BN-8
Li2/P7D Core Spray "B" Loop "D" Outer Sleeve to Pipe Shop Weld 172.5 Az	758361 BWRVIP-18	N/A N/A	RE	UT	100	NRI	3/17/2007	XI-BN-8
Li2/P8aA Core Spray "A" Loop "A" Shroud Pipe to Collar Weld 352.5 Az	758371 BWRVIP-18	N/A N/A	RE	EVT-1	90	NRI	3/21/2007	XI-BN-8
Li2/P8aB Core Spray "B" Loop "B" Shroud Pipe to Collar Weld 7.5 Az	758381 BWRVIP-18	N/A N/A	RE	EVT-1	100	NRI	3/23/2007	XI-BN-8
Li2/P8aC Core Spray "A" Loop "C" Shroud Pipe to Collar Weld 187.5 Az	758391 BWRVIP-18	N/A N/A	RE	EVT-1	100	RI	3/21/2007	XI-BN-8 INR-Li2R09-IVVI-07-19 documented a small piece of raised metal on the corner of the collar at weld P8aC. Ref. IR#607260 A02.
Li2/P8aD Core Spray "B" Loop "D" Shroud Pipe to Collar Weld 172.5 Az	758401 BWRVIP-18	N/A N/A	RE	EVT-1	95	RI	3/24/2007	XI-BN-8 INR-Li2R09-IVVI-07-24 documented a small indentation on the collar between weld P8aD and P8bD. Ref. IR#608730 A02.
Li2/P8bA Core Spray "A" Loop "A" Collar to Shroud Weld 352.5 Az	758411 BWRVIP-18	N/A N/A	RE	UT EVT-1	100 100	NRI NRI	3/18/2007	XI-BN-8
Li2/P8bB Core Spray "B" Loop "B" Collar to Shroud Weld 7.5 Az	758421 BWRVIP-18	N/A N/A	RE	UT EVT-1	100 100	NRI NRI	3/18/2007	XI-BN-8
Li2/P8bC Core Spray "A" Loop "C" Collar to Shroud Weld 187.5 Az	758431 BWRVIP-18	N/A N/A	RE	UT EVT-1	100 100	NRI NRI	3/18/2007	XI-BN-8
Li2/P8bD Core Spray "B" Loop "D" Collar to Shroud Weld 172.5 Az	758441 BWRVIP-18	N/A N/A	RE	UT EVT-1	100 100	NRI NRI	3/18/2007	XI-BN-8

Limerick 2R09 IVVI Component Examination Results

Component ID Description	Summary # Class	Category Item	Exam Reason	Actual Exam	Code Coverage	Exam Results	Insp. Date Code Cases	Iso Number Exam Comments
Li2/PB7 Core Spray "A" Loop "A and C" Header Pipe Vertical Bracket 274.5 Az	758551 BWRVIP-18	N/A N/A	RE	EVT-1	90	NRI	3/19/2007	XI-BN-8
Li2/PB8 Core Spray "A" Loop "A and C" Header Pipe Bracket 345 Deg Az	758561 BWRVIP-18	N/A N/A	RE	EVT-1	95	NRI	3/21/2007	XI-BN-8
Li2/S1A "A" Sparger T-Box Cover Plate Weld (352.5 Az)	758571 BWRVIP-18	N/A N/A	RE	EVT-1	95	NRI	3/16/2007	XI-BN-8
Li2/S1B "B" Sparger T-Box Cover Plate Weld (7.5 Az)	758581 BWRVIP-18	N/A N/A	RE	EVT-1	100	NRI	3/24/2007	XI-BN-8
Li2/S2aA "A" Sparger T-Box to Pipe Weld (Right Side) (352.5 Az)	758611 BWRVIP-18	N/A N/A	RE	EVT-1	50	NRI	3/16/2007	XI-BN-8
Li2/S2aB "B" Sparger T-Box to Pipe Weld (Right Side) (7.5 Az)	758631 BWRVIP-18	N/A N/A	RE	EVT-1	40	NRI	3/24/2007	XI-BN-8
Li2/S2bA "A" Sparger T-Box to Pipe Weld (Left Side) (352.5 Az)	758621 BWRVIP-18	N/A N/A	RE	EVT-1	50	NRI	3/16/2007	XI-BN-8
Li2/S2bB "B" Sparger T-Box to Pipe Weld (Left Side) (7.5 Az)	758641 BWRVIP-18	N/A N/A	RE	EVT-1	40	NRI	3/24/2007	XI-BN-8
Li2/S3aXXA "A" Sparger Pipe to Nozzle Weld, Typical of 65 Nozzles (XX) (273-88 Az)	758691 BWRVIP-18	N/A N/A	RE	VT-1	55	NRI	3/24/2007	XI-BN-8
Li2/S3bXXA "A" Sparger Nozzle to Orifice Weld, Typical of 65 Orifices (XX) (273-88 Az)	758731 BWRVIP-18	N/A N/A	RE	VT-1	65	NRI	3/24/2007	XI-BN-8
Li2/S3dXXA "A" Sparger Nozzle Stitch Welds, 2 Welds 180 Deg Apt, 5 Plcs Ea Noz. (273 - 88 Az)	758811 BWRVIP-18	N/A N/A	RE	VT-1	60	NRI	3/24/2007	XI-BN-8
Li2/S4aA "A" Sparger Pipe to End Cap Weld (Right Side) (88 Az)	758891 BWRVIP-18	N/A N/A	RE	EVT-1	55	NRI	3/23/2007	XI-BN-8

Limerick 2R09 IVVI Component Examination Results

Component ID Description	Summary # Class	Category Item	Exam Reason	Actual Exam	Code Coverage	Exam Results	Insp. Date Code Cases	Iso Number Exam Comments
Li2/S4aB "B" Sparger Pipe to End Cap Weld (Right Side) (88 Az)	758901 BWRVIP-18	N/A N/A	RE	EVT-1	55	NRI	3/23/2007	XI-BN-8
Li2/S4aA "A" Sparger Pipe to End Cap Weld (Left Side) (273 Az)	758931 BWRVIP-18	N/A N/A	RE	EVT-1	65	NRI	3/19/2007	XI-BN-8
Li2/S4bB "B" Sparger Pipe to End Cap Weld (Left Side) (273 Az)	758941 BWRVIP-18	N/A N/A	RE	EVT-1	45	NRI	3/19/2007	XI-BN-8
Li2/SB01 "A and B" Sparger Bracket and Shroud Attachment Welds (7.5 Az)	758971 BWRVIP-18	N/A N/A	RE	VT-1	85	NRI	3/24/2007	XI-BN-8
Li2/SB02 "A and B" Sparger Bracket and Shroud Attachment Welds (44 Az)	758981 BWRVIP-18	N/A N/A	RE	VT-1	75	NRI	3/23/2007	XI-BN-8
Li2/SB03 "A and B" Sparger Bracket and Shroud Attachment Welds (84 Az)	758991 BWRVIP-18	N/A N/A	RE	VT-1	60	NRI	3/23/2007	XI-BN-8
Li2/SB04 "C and D" Sparger Bracket and Shroud Attachment Welds (96 Az)	759001 BWRVIP-18	N/A N/A	RE	VT-1	85	NRI	3/23/2007	XI-BN-8
Li2/SB05 "C and D" Sparger Bracket and Shroud Attachment Welds (136 Az)	759011 BWRVIP-18	N/A N/A	RE	VT-1	80	RI	3/23/2007	XI-BN-8 INR-Li2R09-IVVI-07-021R1 documents that the middle bracket is offset to the right of the top bracket. Reference IR#607418 A02.
Li2/SB06 "C and D" Sparger Bracket and Shroud Attachment Welds (172.5 Az)	759021 BWRVIP-18	N/A N/A	RE	VT-1	90	NRI	3/18/2007	XI-BN-8
Li2/SB08 "C and D" Sparger Bracket and Shroud Attachment Welds (224 Az)	759041 BWRVIP-18	N/A N/A	SP	VT-1	90	NRI	3/22/2007	XI-BN-8 INR-Li2R09-IVVI-07-021R1 documented no change in condition from 2R08. Reference IR# 607418 A02. Reinspect one more time in 2R10, then back to 2R frequency.

Limerick 2R09 IVVI Component Examination Results

Component ID Description	Summary # Class	Category Item	Exam Reason	Actual Exam	Code Coverage	Exam Results	Insp. Date Code Cases	Iso Number Exam Comments
Li2/SB10 "A and B" Sparger Bracket and Shroud Attachment Welds (276 Az)	759061 BWRVIP-18	N/A N/A	RE	VT-1	90	NRI	3/19/2007	XI-BN-8
Li2/SB11 "A and B" Sparger Bracket and Shroud Attachment Welds (316 Az)	759071 BWRVIP-18	N/A N/A	RE	VT-1	80	NRI	3/21/2007	XI-BN-8
Li2/SB12 "A and B" Sparger Bracket and Shroud Attachment Welds (352.5 Az)	759081 BWRVIP-18	N/A N/A	RE	VT-1	85	NRI	3/21/2007	XI-BN-8
Li2/SD Steam Dryer Assembly Welds, Surfaces & Lugs	726200 N/A	N/A N/A	SP	VT-3	100	NRI	3/23/2007	XI-BN-01
Li2/SDBH1a Steam Dryer Bottom Horizontal weld on edge of Hood No. 1 (0 deg side)	BWRVIP-139	N/A N/A	BL	VT-1	100	NRI	3/17/2007	XI-BN-01
Li2/SDBH1b Steam Dryer Bottom Horizontal weld on edge of Hood No. 1 (180 deg side)	BWRVIP-139	N/A N/A	BL	VT-1	100	NRI	3/20/2007	XI-BN-01
Li2/SDBH2a Steam Dryer Bottom Horizontal weld on edge of Hood No. 2 (0 deg side)	BWRVIP-139	N/A N/A	BL	VT-1	100	NRI	3/17/2007	XI-BN-01
Li2/SDBH2b Steam Dryer Bottom Horizontal weld on edge of Hood No. 2 (180 deg side)	BWRVIP-139	N/A N/A	BL	VT-1	100	NRI	3/23/2007	XI-BN-01
Li2/SDBH3a Steam Dryer Bottom Horizontal weld on edge of Hood No. 3 (0 deg side)	BWRVIP-139	N/A N/A	BL	VT-1	100	NRI	3/18/2007	XI-BN-01
Li2/SDBH3b Steam Dryer Bottom Horizontal weld on edge of Hood No. 3 (180 deg side)	BWRVIP-139	N/A N/A	BL	VT-1	100	NRI	3/20/2007	XI-BN-01

Limerick 2R09 IVVI Component Examination Results

Component ID Description	Summary # Class	Category Item	Exam Reason	Actual Exam	Code Coverage	Exam Results	Insp. Date Code Cases	Iso Number Exam Comments
Li2/SDBH4a Steam Dryer Bottom Horizontal weld on edge of Hood No. 4 (0 deg side)	BWRVIP-139	N/A N/A	BL	VT-1	100	NRI	3/14/2007	XI-BN-01
Li2/SDBH4b Steam Dryer Bottom Horizontal weld on edge of Hood No. 4 (180 deg side)	BWRVIP-139	N/A N/A	BL	VT-1	100	RI	3/24/2007	XI-BN-01 Anomaly identified with a mesh like apperance above SDBH4B; Ref. INR-Li2R09-IVVI-07-20 and IR# 608667.
Li2/SDBH5a Steam Dryer Bottom Horizontal weld on edge of Hood No. 5 (0 deg side)	BWRVIP-139	N/A N/A	BL	VT-1	100	NRI	3/14/2007	XI-BN-01
Li2/SDBH5b Steam Dryer Bottom Horizontal weld on edge of Hood No. 5 (180 deg side)	BWRVIP-139	N/A N/A	BL	VT-1	100	NRI	3/25/2007	XI-BN-01
Li2/SDBH6a Steam Dryer Bottom Horizontal weld on edge of Hood No. 6 (0 deg side)	BWRVIP-139	N/A N/A	BL	VT-1	100	NRI	3/14/2007	XI-BN-01
Li2/SDBH6b Steam Dryer Bottom Horizontal weld on edge of Hood No. 6 (180 deg side)	BWRVIP-139	N/A N/A	BL	VT-1	100	NRI	3/25/2007	XI-BN-01
Li2/SDEB1a Steam Dryer End Bank vertical weld on curved side of Hood No. 1 (0 deg side)	BWRVIP-139	N/A N/A	BL	VT-1	100	NRI	3/16/2007	XI-BN-01
Li2/SDEB1b Steam Dryer End Bank vertical weld on perforated side of Hood No. 1 (0 deg side)	BWRVIP-139	N/A N/A	BL	VT-1	100	NRI	3/16/2007	XI-BN-01
Li2/SDEB1c Steam Dryer End Bank vertical weld on curved side of Hood No. 1 (180 deg side)	BWRVIP-139	N/A N/A	BL	VT-1	100	NRI	3/19/2007	XI-BN-01
Li2/SDEB1d Steam Dryer End Bank vertical weld on perforated side of Hood No. 1 (180 deg side)	BWRVIP-139	N/A N/A	BL	VT-1	100	NRI	3/19/2007	XI-BN-01

Limerick 2R09 IVVI Component Examination Results

Component ID Description	Summary # Class	Category Item	Exam Reason	Actual Exam	Code Coverage	Exam Results	Insp. Date Code Cases	Iso Number Exam Comments
Li2/SDEB2a Steam Dryer End Bank vertical weld on curved side of Hood No. 2 (0 deg side)	BWRVIP-139	N/A N/A	BL	VT-1	100	NRI	3/16/2007	XI-BN-01
Li2/SDEB2b Steam Dryer End Bank vertical weld on perforated side of Hood No. 2 (0 deg side)	BWRVIP-139	N/A N/A	BL	VT-1	100	NRI	3/16/2007	XI-BN-01
Li2/SDEB2c Steam Dryer End Bank vertical weld on curved side of Hood No. 2 (180 deg side)	BWRVIP-139	N/A N/A	BL	VT-1	100	NRI	3/22/2007	XI-BN-01
Li2/SDEB2d Steam Dryer End Bank vertical weld on perforated side of Hood No. 2 (180 deg side)	BWRVIP-139	N/A N/A	BL	VT-1	100	NRI	3/22/2007	XI-BN-01
Li2/SDEB3a Steam Dryer End Bank vertical weld on curved side of Hood No. 3 (0 deg side)	BWRVIP-139	N/A N/A	BL	VT-1	100	NRI	3/16/2007	XI-BN-01
Li2/SDEB3b Steam Dryer End Bank vertical weld on perforated side of Hood No. 3 (0 deg side)	BWRVIP-139	N/A N/A	BL	VT-1	100	NRI	3/16/2007	XI-BN-01
Li2/SDEB3c Steam Dryer End Bank vertical weld on curved side of Hood No. 3 (180 deg side)	BWRVIP-139	N/A N/A	BL	VT-1	100	NRI	3/22/2007	XI-BN-01
Li2/SDEB3d Steam Dryer End Bank vertical weld on perforated side of Hood No. 3 (180 deg side)	BWRVIP-139	N/A N/A	BL	VT-1	100	NRI	3/22/2007	XI-BN-01
Li2/SDEB4a Steam Dryer End Bank vertical weld on curved side of Hood No. 4 (0 deg side)	BWRVIP-139	N/A N/A	BL	VT-1	100	NRI	3/15/2007	XI-BN-01
Li2/SDEB4b Steam Dryer End Bank vertical weld on perforated side of Hood No. 4 (0 deg side)	BWRVIP-139	N/A N/A	BL	VT-1	100	NRI	3/15/2007	XI-BN-01

Limerick 2R09 IVVI Component Examination Results

Component ID Description	Summary # Class	Category Item	Exam Reason	Actual Exam	Code Coverage	Exam Results	Insp. Date Code Cases	Iso Number Exam Comments
Li2/SDEB4c Steam Dryer End Bank vertical weld on curved side of Hood No. 4 (180 deg side)	BWRVIP-139	N/A N/A	BL	VT-1	100	NRI	3/23/2007	XI-BN-01
Li2/SDEB4d Steam Dryer End Bank vertical weld on perforated side of Hood No. 4 (180 deg side)	BWRVIP-139	N/A N/A	BL	VT-1	100	NRI	3/23/2007	XI-BN-01
Li2/SDEB5a Steam Dryer End Bank vertical weld on curved side of Hood No. 5 (0 deg side)	BWRVIP-139	N/A N/A	BL	VT-1	100	NRI	3/14/2007	XI-BN-01
Li2/SDEB5b Steam Dryer End Bank vertical weld on perforated side of Hood No. 5 (0 deg side)	BWRVIP-139	N/A N/A	BL	VT-1	85	NRI	3/15/2007	XI-BN-01
Li2/SDEB5c Steam Dryer End Bank vertical weld on curved side of Hood No. 5 (180 deg side)	BWRVIP-139	N/A N/A	BL	VT-1	100	NRI	3/23/2007	XI-BN-01
Li2/SDEB5d Steam Dryer End Bank vertical weld on perforated side of Hood No. 5 (180 deg side)	BWRVIP-139	N/A N/A	BL	VT-1	100	NRI	3/23/2007	XI-BN-01
Li2/SDEB6a Steam Dryer End Bank vertical weld on curved side of Hood No. 6 (0 deg side)	BWRVIP-139	N/A N/A	BL	VT-1	100	NRI	3/14/2007	XI-BN-01
Li2/SDEB6b Steam Dryer End Bank vertical weld on perforated side of Hood No. 6 (0 deg side)	BWRVIP-139	N/A N/A	BL	VT-1	100	NRI	3/14/2007	XI-BN-01
Li2/SDEB6c Steam Dryer End Bank vertical weld on curved side of Hood No. 6 (180 deg side)	BWRVIP-139	N/A N/A	BL	VT-1	100	NRI	3/23/2007	XI-BN-01
Li2/SDEB6d Steam Dryer End Bank vertical weld on perforated side of Hood No. 6 (180 deg side)	BWRVIP-139	N/A N/A	BL	VT-1	95	NRI	3/23/2007	XI-BN-01

Limerick 2R09 IVVI Component Examination Results

Component ID Description	Summary # Class	Category Item	Exam Reason	Actual Exam	Code Coverage	Exam Results	Insp. Date Code Cases	Iso Number Exam Comments
Li2/SDGB 000 Az Steam Dryer Guide Bracket 000 Degree Azimuth	BWRVIP-139	N/A N/A	BL	VT-1	80	NRI	3/16/2007	XI-BN-01
Li2/SDHS2b Steam Dryer Hood Seam Weld 2b	BWRVIP-139	N/A N/A	BL	VT-1	100	NRI	3/24/2007	XI-BN-01
Li2/SDHS2c Steam Dryer Hood Seam Weld 2c	BWRVIP-139	N/A N/A	BL	VT-1	95	NRI	3/20/2007	XI-BN-01
Li2/SDHS2d Steam Dryer Hood Seam Weld 2d	BWRVIP-139	N/A N/A	BL	VT-1	100	NRI	3/20/2007	XI-BN-01
Li2/SDHS3b Steam Dryer Hood Seam Weld 3b	BWRVIP-139	N/A N/A	BL	VT-1	100	NRI	3/24/2007	XI-BN-01
Li2/SDHS3c Steam Dryer Hood Seam Weld 3c	BWRVIP-139	N/A N/A	BL	VT-1	95	NRI	3/24/2007	XI-BN-01
Li2/SDHS3d Steam Dryer Hood Seam Weld 3d	BWRVIP-139	N/A N/A	BL	VT-1	100	NRI	3/24/2007	XI-BN-01
Li2/SDHS4b Steam Dryer Hood Seam Weld 4b	BWRVIP-139	N/A N/A	BL	VT-1	100	NRI	3/24/2007	XI-BN-01
Li2/SDHS4c Steam Dryer Hood Seam Weld 4c	BWRVIP-139	N/A N/A	BL	VT-1	95	RI	3/24/2007	XI-BN-01 An indication was identified at the bottom of the weld area in the hood plate material. Ref. INR- Li2R09-IVVI-07-23 and IR# 608568.
Li2/SDHS4d Steam Dryer Hood Seam Weld 4d	BWRVIP-139	N/A N/A	BL	VT-1	100	NRI	3/24/2007	XI-BN-01
Li2/SDHS5b Steam Dryer Hood Seam Weld 5b	BWRVIP-139	N/A N/A	BL	VT-1	100	NRI	3/24/2007	XI-BN-01
Li2/SDHS5c Steam Dryer Hood Seam Weld 5c	BWRVIP-139	N/A N/A	BL	VT-1	95	NRI	3/24/2007	XI-BN-01
Li2/SDHS5d Steam Dryer Hood Seam Weld 5d	BWRVIP-139	N/A N/A	BL	VT-1	100	NRI	3/24/2007	XI-BN-01

Limerick 2R09 IVVI Component Examination Results

Component ID Description	Summary # Class	Category Item	Exam Reason	Actual Exam	Code Coverage	Exam Results	Insp. Date Code Cases	Iso Number Exam Comments
Li2/SDHSR2a Steam Dryer Hood Seam Reinforcement	BWRVIP-139	N/A N/A	BL	VT-1	100	NRI	3/16/2007	XI-BN-01
Li2/SDHSR2b Steam Dryer Hood Seam Reinforcement	BWRVIP-139	N/A N/A	BL	VT-1	100	NRI	3/18/2007	XI-BN-01
Li2/SDHSR2c Steam Dryer Hood Seam Reinforcement	BWRVIP-139	N/A N/A	BL	VT-1	100	NRI	3/25/2007	XI-BN-01
Li2/SDHSR2d Steam Dryer Hood Seam Reinforcement	BWRVIP-139	N/A N/A	BL	VT-1	100	NRI	3/25/2007	XI-BN-01
Li2/SDHSR3a Steam Dryer Hood Seam Reinforcement	BWRVIP-139	N/A N/A	BL	VT-1	100	NRI	3/16/2007	XI-BN-01
Li2/SDHSR3b Steam Dryer Hood Seam Reinforcement	BWRVIP-139	N/A N/A	BL	VT-1	100	NRI	3/16/2007	XI-BN-01
Li2/SDHSR3c Steam Dryer Hood Seam Reinforcement	BWRVIP-139	N/A N/A	BL	VT-1	100	NRI	3/26/2007	XI-BN-01
Li2/SDHSR3d Steam Dryer Hood Seam Reinforcement	BWRVIP-139	N/A N/A	BL	VT-1	90	NRI	3/26/2007	XI-BN-01
Li2/SDHSR4a Steam Dryer Hood Seam Reinforcement	BWRVIP-139	N/A N/A	BL	VT-1	100	NRI	3/15/2007	XI-BN-01
Li2/SDHSR4b Steam Dryer Hood Seam Reinforcement	BWRVIP-139	N/A N/A	BL	VT-1	100	NRI	3/15/2007	XI-BN-01
Li2/SDHSR4c Steam Dryer Hood Seam Reinforcement	BWRVIP-139	N/A N/A	BL	VT-1	100	NRI	3/26/2007	XI-BN-01
Li2/SDHSR4d Steam Dryer Hood Seam Reinforcement	BWRVIP-139	N/A N/A	BL	VT-1	100	NRI	3/26/2007	XI-BN-01
Li2/SDHSR5a Steam Dryer Hood Seam Reinforcement	BWRVIP-139	N/A N/A	BL	VT-1	100	NRI	3/14/2007	XI-BN-01
Li2/SDHSR5b Steam Dryer Hood Seam Reinforcement	BWRVIP-139	N/A N/A	BL	VT-1	100	NRI	3/15/2007	XI-BN-01

Limerick 2R09 IVVI Component Examination Results

Component ID Description	Summary # Class	Category Item	Exam Reason	Actual Exam	Code Coverage	Exam Results	Insp. Date Code Cases	Iso Number Exam Comments
Li2/SDHSR5c Steam Dryer Hood Seam Reinforcement	BWRVIP-139	N/A N/A	BL	VT-1	100	NRI	3/26/2007	XI-BN-01
Li2/SDHSR5d Steam Dryer Hood Seam Reinforcement	BWRVIP-139	N/A N/A	BL	VT-1	100	NRI	3/26/2007	XI-BN-01
Li2/SDLR 041.5 Az Steam Dryer Lifting Rod 45 Degree Azimuth	N/A	N/A N/A	SP	VT-3	100	NRI	3/17/2007	XI-BN-01
Li2/SDLR 138.5 Az Steam Dryer Lifting Rod 45 Degree Azimuth	N/A	N/A N/A	SP	VT-3	100	NRI	3/20/2007	XI-BN-01
Li2/SDLR 221.5 Az Steam Dryer Lifting Rod 45 Degree Azimuth	N/A	N/A N/A	SP	VT-3	100	NRI	3/21/2007	XI-BN-01
Li2/SDLR 318.5 Az Steam Dryer Lifting Rod 45 Degree Azimuth	N/A	N/A N/A	SP	VT-3	100	NRI	3/14/2007	XI-BN-01
Li2/SDLRA1a Steam Dryer Lifting Rod A (41.5 deg) attachment welds	BWRVIP-139	N/A N/A	BL	VT-1	70	NRI	3/17/2007	XI-BN-01
Li2/SDLRA1b Steam Dryer Lifting Rod A (41.5 deg) attachment welds	BWRVIP-139	N/A N/A	BL	VT-1	100	NRI	3/17/2007	XI-BN-01
Li2/SDLRA1c Steam Dryer Lifting Rod A (41.5 deg) attachment welds	BWRVIP-139	N/A N/A	BL	VT-1	100	NRI	3/17/2007	XI-BN-01
Li2/SDLRA2a Steam Dryer Lifting Rod A (41.5 deg) attachment welds	BWRVIP-139	N/A N/A	BL	VT-1	85	NRI	3/17/2007	XI-BN-01
Li2/SDLRA2b Steam Dryer Lifting Rod A (41.5 deg) attachment welds	BWRVIP-139	N/A N/A	BL	VT-1	90	NRI	3/17/2007	XI-BN-01
Li2/SDLRA3a Steam Dryer Lifting Rod A (41.5 deg) attachment welds	BWRVIP-139	N/A N/A	BL	VT-1	100	NRI	3/17/2007	XI-BN-01

Limerick 2R09 IVVI Component Examination Results

Component ID Description	Summary # Class	Category Item	Exam Reason	Actual Exam	Code Coverage	Exam Results	Insp. Date Code Cases	Iso Number Exam Comments
Li2/SDLRA3b Steam Dryer Lifting Rod A (41.5 deg) attachment welds	BWRVIP-139	N/A	BL	VT-1	100	NRI	3/17/2007	XI-BN-01
Li2/SDLRA4a Steam Dryer Lifting Rod A (41.5 deg) attachment welds	BWRVIP-139	N/A	BL	VT-1	75	NRI	3/17/2007	XI-BN-01
Li2/SDLRA4b Steam Dryer Lifting Rod A (41.5 deg) attachment welds	BWRVIP-139	N/A	BL	VT-1	100	NRI	3/17/2007	XI-BN-01
Li2/SDLRACP Steam Dryer Lifting Rod A (41.5 deg) to coverplate weld	BWRVIP-139	N/A	BL	VT-1	80	NRI	3/17/2007	XI-BN-01
Li2/SDLRALE Steam Dryer Lifting Rod A (41.5 deg) lifting eye welds	BWRVIP-139	N/A	BL	VT-1	100	NRI	3/17/2007	XI-BN-01
Li2/SDLRATW Steam Dryer Lifting Rod A (41.5 deg) tack welds	BWRVIP-139	N/A	BL	VT-1	100	NRI	3/17/2007	XI-BN-01
Li2/SDLRB1a Steam Dryer Lifting Rod B (138.5 deg) attachment welds	BWRVIP-139	N/A	BL	VT-1	100	NRI	3/20/2007	XI-BN-01
Li2/SDLRB1b Steam Dryer Lifting Rod B (138.5 deg) attachment welds	BWRVIP-139	N/A	BL	VT-1	100	NRI	3/20/2007	XI-BN-01
Li2/SDLRB1c Steam Dryer Lifting Rod B (138.5 deg) attachment welds	BWRVIP-139	N/A	BL	VT-1	100	NRI	3/20/2007	XI-BN-01
Li2/SDLRB2a Steam Dryer Lifting Rod B (138.5 deg) attachment welds	BWRVIP-139	N/A	BL	VT-1	100	NRI	3/20/2007	XI-BN-01
Li2/SDLRB2b Steam Dryer Lifting Rod B (138.5 deg) attachment welds	BWRVIP-139	N/A	BL	VT-1	90	NRI	3/20/2007	XI-BN-01
Li2/SDLRB3a Steam Dryer Lifting Rod B (138.5 deg) attachment welds	BWRVIP-139	N/A	BL	VT-1	90	NRI	3/20/2007	XI-BN-01

Limerick 2R09 IVVI Component Examination Results

Component ID Description	Summary # Class	Category Item	Exam Reason	Actual Exam	Code Coverage	Exam Results	Insp. Date Code Cases	Iso Number Exam Comments
Li2/SDLRB3b Steam Dryer Lifting Rod B (138.5 deg) attachment welds	BWRVIP-139	N/A	BL	VT-1	100	NRI	3/20/2007	XI-BN-01
Li2/SDLRB4a Steam Dryer Lifting Rod B (138.5 deg) attachment welds	BWRVIP-139	N/A	BL	VT-1	90	NRI	3/20/2007	XI-BN-01
Li2/SDLRB4b Steam Dryer Lifting Rod B (138.5 deg) attachment welds	BWRVIP-139	N/A	BL	VT-1	90	NRI	3/20/2007	XI-BN-01
Li2/SDLRBCP Steam Dryer Lifting Rod B (138.5 deg) to coverplate weld	BWRVIP-139	N/A	BL	VT-1	90	NRI	3/21/2007	XI-BN-01
Li2/SDLRBLE Steam Dryer Lifting Rod B (138.5 deg) lifting eye welds	BWRVIP-139	N/A	BL	VT-1	100	NRI	3/20/2007	XI-BN-01
Li2/SDLRBTW Steam Dryer Lifting Rod B (138.5 deg) tack welds	BWRVIP-139	N/A	BL	VT-1	100	NRI	3/20/2007	XI-BN-01
Li2/SDLRC1a Steam Dryer Lifting Rod C (221.5 deg) attachment welds	BWRVIP-139	N/A	BL	VT-1	100	NRI	3/21/2007	XI-BN-01
Li2/SDLRC1b Steam Dryer Lifting Rod C (221.5 deg) attachment welds	BWRVIP-139	N/A	BL	VT-1	100	NRI	3/21/2007	XI-BN-01
Li2/SDLRC1c Steam Dryer Lifting Rod C (221.5 deg) attachment welds	BWRVIP-139	N/A	BL	VT-1	100	NRI	3/21/2007	XI-BN-01
Li2/SDLRC2a Steam Dryer Lifting Rod C (221.5 deg) attachment welds	BWRVIP-139	N/A	BL	VT-1	95	NRI	3/20/2007	XI-BN-01
Li2/SDLRC2b Steam Dryer Lifting Rod C (221.5 deg) attachment welds	BWRVIP-139	N/A	BL	VT-1	100	NRI	3/20/2007	XI-BN-01

Limerick 2R09 IVVI Component Examination Results

Component ID Description	Summary # Class	Category Item	Exam Reason	Actual Exam	Code Coverage	Exam Results	Insp. Date Code Cases	Iso Number Exam Comments
Li2/SDLRC3a Steam Dryer Lifting Rod C (221.5 deg) attachment welds	BWRVIP-139	N/A	BL	VT-1	95	NRI	3/20/2007	XI-BN-01
Li2/SDLRC3b Steam Dryer Lifting Rod C (221.5 deg) attachment welds	BWRVIP-139	N/A	BL	VT-1	100	NRI	3/20/2007	XI-BN-01
Li2/SDLRC4a Steam Dryer Lifting Rod C (221.5 deg) attachment welds	BWRVIP-139	N/A	BL	VT-1	100	NRI	3/20/2007	XI-BN-01
Li2/SDLRC4b Steam Dryer Lifting Rod C (221.5 deg) attachment welds	BWRVIP-139	N/A	BL	VT-1	100	NRI	3/20/2007	XI-BN-01
Li2/SDLRCCP Steam Dryer Lifting Rod C (221.5 deg) to coverplate weld	BWRVIP-139	N/A	BL	VT-1	90	NRI	3/20/2007	XI-BN-01
Li2/SDLRCLE Steam Dryer Lifting Rod C (221.5 deg) lifting eye welds	BWRVIP-139	N/A	BL	VT-1	100	NRI	3/21/2007	XI-BN-01
Li2/SDLRCTW Steam Dryer Lifting Rod C (221.5 deg) tack welds	BWRVIP-139	N/A	BL	VT-1	100	NRI	3/21/2007	XI-BN-01
Li2/SDLRD1a Steam Dryer Lifting Rod D (318.5 deg) attachment welds	BWRVIP-139	N/A	BL	VT-1	100	NRI	3/14/2007	XI-BN-01
Li2/SDLRD1b Steam Dryer Lifting Rod D (318.5 deg) attachment welds	BWRVIP-139	N/A	BL	VT-1	95	NRI	3/14/2007	XI-BN-01
Li2/SDLRD1c Steam Dryer Lifting Rod D (318.5 deg) attachment welds	BWRVIP-139	N/A	BL	VT-1	100	NRI	3/14/2007	XI-BN-01
Li2/SDLRD2a Steam Dryer Lifting Rod D (318.5 deg) attachment welds	BWRVIP-139	N/A	BL	VT-1	95	NRI	3/14/2007	XI-BN-01

Limerick 2R09 IVVI Component Examination Results

Component ID Description	Summary # Class	Category Item	Exam Reason	Actual Exam	Code Coverage	Exam Results	Insp. Date Code Cases	Iso Number Exam Comments
Li2/SDLRD2b Steam Dryer Lifting Rod D (318.5 deg) attachment welds	BWRVIP-139	N/A	BL	VT-1	100	NRI	3/14/2007	XI-BN-01
Li2/SDLRD3a Steam Dryer Lifting Rod D (318.5 deg) attachment welds	BWRVIP-139	N/A	BL	VT-1	70	NRI	3/14/2007	XI-BN-01
Li2/SDLRD3b Steam Dryer Lifting Rod D (318.5 deg) attachment welds	BWRVIP-139	N/A	BL	VT-1	95	NRI	3/14/2007	XI-BN-01
Li2/SDLRD4a Steam Dryer Lifting Rod D (318.5 deg) attachment welds	BWRVIP-139	N/A	BL	VT-1	65	NRI	3/14/2007	XI-BN-01
Li2/SDLRD4b Steam Dryer Lifting Rod D (318.5 deg) attachment welds	BWRVIP-139	N/A	BL	VT-1	100	NRI	3/14/2007	XI-BN-01
Li2/SDLRDCP Steam Dryer Lifting Rod D (318.5 deg) to coverplate weld	BWRVIP-139	N/A	BL	VT-1	95	NRI	3/14/2007	XI-BN-01
Li2/SDLRDLE Steam Dryer Lifting Rod D (318.5 deg) lifting eye welds	BWRVIP-139	N/A	BL	VT-1	100	NRI	3/14/2007	XI-BN-01
Li2/SDLRDTW Steam Dryer Lifting Rod D (318.5 deg) tack welds	BWRVIP-139	N/A	BL	VT-1	100	NRI	3/14/2007	XI-BN-01
Li2/SDMWa Steam Dryer Man Way weld (0 deg side)	BWRVIP-139	N/A	BL	VT-1	100	NRI	3/14/2007	XI-BN-01
Li2/SDMWb Steam Dryer Man Way weld (90 deg side)	BWRVIP-139	N/A	BL	VT-1	100	NRI	3/14/2007	XI-BN-01
Li2/SDMWc Steam Dryer Man Way weld (180 deg side)	BWRVIP-139	N/A	BL	VT-1	100	NRI	3/14/2007	XI-BN-01
Li2/SDMWd Steam Dryer Man Way weld (270 deg side)	BWRVIP-139	N/A	BL	VT-1	100	NRI	3/14/2007	XI-BN-01

Limerick 2R09 IVVI Component Examination Results

Component ID Description	Summary # Class	Category Item	Exam Reason	Actual Exam	Code Coverage	Exam Results	Insp. Date Code Cases	Iso Number Exam Comments
Li2/SDPP2a Steam Dryer Plenum Partition on Hood No. 2 (0 deg side)	BWRVIP-139	N/A N/A	BL	VT-1	100	NRI	3/16/2007	XI-BN-01
Li2/SDPP2b Steam Dryer Plenum Partition on Hood No. 2 (180 deg side)	BWRVIP-139	N/A N/A	BL	VT-1	100	NRI	3/23/2007	XI-BN-01
Li2/SDPP3a Steam Dryer Plenum Partition on Hood No. 3 (0 deg side)	BWRVIP-139	N/A N/A	BL	VT-1	100	NRI	3/16/2007	XI-BN-01
Li2/SDPP3b Steam Dryer Plenum Partition on Hood No. 3 (180 deg side)	BWRVIP-139	N/A N/A	BL	VT-1	100	NRI	3/23/2007	XI-BN-01
Li2/SDPP4a Steam Dryer Plenum Partition on Hood No. 4 (0 deg side)	BWRVIP-139	N/A N/A	BL	VT-1	100	NRI	3/15/2007	XI-BN-01
Li2/SDPP4b Steam Dryer Plenum Partition on Hood No. 4 (180 deg side)	BWRVIP-139	N/A N/A	BL	VT-1	100	NRI	3/23/2007	XI-BN-01
Li2/SDPP5a Steam Dryer Plenum Partition on Hood No. 5 (0 deg side)	BWRVIP-139	N/A N/A	BL	VT-1	100	NRI	3/14/2007	XI-BN-01
Li2/SDPP5b Steam Dryer Plenum Partition on Hood No. 5 (180 deg side)	BWRVIP-139	N/A N/A	BL	VT-1	100	NRI	3/23/2007	XI-BN-01
Li2/SDSR Steam Dryer Support Ring	726250 BWRVIP-139	N/A N/A	RE	VT-1	95	RI	3/24/2007	XI-BN-01 Several intermittent indications observed mainly on the support ring top area near cover plate that are similar to last outage. Previously dispositioned style indications throughout support ring. Ref. INR-Li2R09-IVVI-07-20 and IR# 608667.
Li2/SDTB01 Steam Dryer Tie Bar No. 01 - Hood No. 1 to Hood No. 2	BWRVIP-139	N/A N/A	BL	VT-1	90	NRI	3/19/2007	XI-BN-01

Limerick 2R09 IVVI Component Examination Results

Component ID Description	Summary # Class	Category Item	Exam Reason	Actual Exam	Code Coverage	Exam Results	Insp. Date Code Cases	Iso Number Exam Comments
Li2/SDTB02 Steam Dryer Tie Bar No. 02 - Hood No. 1 to Hood No. 2	BWRVIP-139	N/A N/A	BL	VT-1	100	NRI	3/19/2007	XI-BN-01
Li2/SDTB03 Steam Dryer Tie Bar No. 03 - Hood No. 1 to Hood No. 2	BWRVIP-139	N/A N/A	BL	VT-1	100	RI	3/20/2007	XI-BN-01 INR-Li2R09-IVVI-07-18 identified an indication that appears to be a small area shaved away from the base material. Reference IR# 606565.
Li2/SDTB04 Steam Dryer Tie Bar No. 04 - Hood No. 1 to Hood No. 2	BWRVIP-139	N/A N/A	BL	VT-1	100	NRI	3/20/2007	XI-BN-01
Li2/SDTB05 Steam Dryer Tie Bar No. 05 - Hood No. 1 to Hood No. 2	BWRVIP-139	N/A N/A	BL	VT-1	100	NRI	3/25/2007	XI-BN-01
Li2/SDTB08 Steam Dryer Tie Bar No. 08 - Hood No. 2 to Hood No. 3	BWRVIP-139	N/A N/A	BL	VT-1	100	NRI	3/20/2007	XI-BN-01
Li2/SDTB09 Steam Dryer Tie Bar No. 09 - Hood No. 2 to Hood No. 3	BWRVIP-139	N/A N/A	BL	VT-1	100	NRI	3/20/2007	XI-BN-01
Li2/SDTB17 Steam Dryer Tie Bar No. 17 - Hood No. 3 to Hood No. 4	BWRVIP-139	N/A N/A	BL	VT-1	100	NRI	3/20/2007	XI-BN-01
Li2/SDTB22 Steam Dryer Tie Bar No. 22 - Hood No. 4 to Hood No. 5	BWRVIP-139	N/A N/A	BL	VT-1	100	NRI	3/21/2007	XI-BN-01
Li2/SDTB23 Steam Dryer Tie Bar No. 23 - Hood No. 4 to Hood No. 5	BWRVIP-139	N/A N/A	BL	VT-1	100	NRI	3/26/2007	XI-BN-01
Li2/SDTB24 Steam Dryer Tie Bar No. 24 - Hood No. 4 to Hood No. 5	BWRVIP-139	N/A N/A	BL	VT-1	100	NRI	3/26/2007	XI-BN-01
Li2/SH/SS Shroud Head/ Steam Separator Assembly, 48 Shroud Head Bolts, Lugs, Brackets, Welds and Surfaces	727300 N/A	N/A N/A	RE	VT-3	100	NRI	3/19/2007	XI-BN-02

Limerick 2R09 IVVI Component Examination Results

Component ID Description	Summary # Class	Category Item	Exam Reason	Actual Exam	Code Coverage	Exam Results	Insp. Date Code Cases	Iso Number Exam Comments
Li2/SSB 120 Deg Lower Surveillance Specimen Bracket Attachment Weld to RPV	750300 BWRVIP-48	B-N-2 B13.20	RE	VT-1	90	NRI	3/22/2007	XI-BNN
Li2/SSB 120 Deg Upper Surveillance Specimen Bracket Attachment Weld to RPV	750400 BWRVIP-48	B-N-2 B13.20	RE	VT-1	90	NRI	3/22/2007	XI-BNN
Li2/SSB 300 Deg Lower Surveillance Specimen Bracket Attachment Weld to RPV	750500 BWRVIP-48	B-N-2 B13.20	RE	VT-1	90	NRI	3/22/2007	XI-BNN
Li2/SSB 300 Deg Upper Surveillance Specimen Bracket Attachment Weld to RPV	750600 BWRVIP-48	B-N-2 B13.20	RE	VT-1	95	NRI	3/22/2007	XI-BNN
Li2/SSH 030 Deg Surveillance Specimen Holder	749800 N/A	N/A N/A	RE	VT-3	100	RI	3/17/2007	XI-BN-12 INR-Li2R09-IVVI-07-14 identified this surveillance holder was not engaged on the lower bracket. It was re-installed per IR# 605442.
Li2/SSH 120 Deg Surveillance Specimen Holder	749900 N/A	N/A N/A	RE	VT-3	100	NRI	3/22/2007	XI-BN-12
Li2/SSH 300 Deg Surveillance Specimen Holder	750000 N/A	N/A N/A	RE	VT-3	100	NRI	3/22/2007	XI-BN-12
Li2/V15 Core Shroud Vertical Weld - Plate to Plate Welds Between H03 And H04 - 135 Deg Az.	BWRVIP-76 / B-N-2	B-N-2 B13.40	BL	EVT-1	95	NRI	3/23/2007	XI-BN-10 Exam was performed on both the ID and OD of the weld.
Li2/V16 Core Shroud Vertical Weld - Plate to Plate Welds Between H03 And H04 - 315 Deg Az.	BWRVIP-76 / B-N-2	B-N-2 B13.40	BL	EVT-1	95	NRI	3/24/2007	XI-BN-10 Exam was performed on both the ID and OD of the weld.
Li2/V17 Core Shroud Vertical Weld - Plate to Plate Welds Between H04 And H05 - 45 Deg Az.	BWRVIP-76 / B-N-2	B-N-2 B13.40	BL	EVT-1	95	NRI	3/24/2007	XI-BN-10 Exam was performed on both the ID and OD of the weld.
Li2/V18 Core Shroud Vertical Weld - Plate to Plate Welds Between H04 And H05 - 225 Deg Az.	BWRVIP-76 / B-N-2	B-N-2 B13.40	BL	EVT-1	90	NRI	3/19/2007	XI-BN-10 Exam was performed on both the ID and OD of the weld.

Limerick Unit 2 Number and Percentage of ISI Examinations Completed (Third Interval / First Period / First Outage)					
Category	Notes	Exams Completed This Report	Exams Completed To Date	Total Exams in the Interval	Percentage Complete for Interval
B-A		3.66	3.66	31	11.8%
B-D		16	16	68	23.5%
B-G-1		32	32	337	9.4%
B-G-2	1	3	3	26	N/A
B-K		0.66	0.66	7	9.4%
B-L-2	1	0	0	1	N/A
B-M-2	1	2	2	21	N/A
B-N-1	4	N/A	N/A	N/A	N/A
B-N-2	4	N/A	N/A	N/A	N/A
B-P	6	1	1	5	20%
C-A		0	0	4	0.0%
C-B		0	0	4	0.0%
C-C		9	9	55	16.3%
C-G		2	2	22	9.1%
C-H	2	3	3	100	3.0%
D-A		4	4	28	14.8%
D-B	2	7	7	88	7.9%
F-A		55	55	277	24.2%
R-A		27	27	125	21.6%

Limerick Unit 2 Number and Percentage of CISI Examinations Completed (Second Interval / First Period / First Outage)					
Category	Notes	Exams Completed This Report	Exams Completed To Date	Total Exams in the Interval	Percentage Complete for Interval
E-A	2, 5	0	0	43	0.0%
L-A	3	0	0	9	0.0%

Note 1- Inspections are only required when components are disassembled.

Note 2- Inspections are performed once each inspection period therefore the total number of inspections will be greater than the total number of components.

Note 3- Inspections are performed every 4 years.

Note 4- No counts will be reported for these categories based on Relief Request I3R-03 "Implementation of BWRVIP Guidelines in Lieu of ASME Section XI Requirements on Reactor Pressure Vessel Internals and Component Inspections."

Note 5- The bolting inspections (14) are only required once per interval.

Note 6- Inspections are performed every refueling outage.

Section 2: Summary of Conditions Observed

As a result of the examinations performed during the Limerick Generating Station Unit 2, Refuel Outage 09, there were no new indications requiring flaw evaluations that are reportable to the NRC, either by ASME Section XI requirements or BWRVIP protocol. Numerous other conditions were recorded and subsequent examinations and/or evaluations determined all conditions to be either non-relevant or geometric in nature.

The following is a summary of the significant indications identified during the inspections.

Pressure Test		
Component	Reference	Description and Resolution
	ST-4-041-950-2 IR 610203-02	Four CRD flanges experienced minor leakage during the pressure test. Code Case N-566-2 <i>Corrective Actions for Leakage Identified at Bolted Connections</i> was used to evaluate the condition.
Flaws Accepted For Continued Operation (Code Case N-513-1)		
Component	Reference	Description and Resolution
HBC-245-02	A1579323	Pinhole leak identified in ESW piping. Piping was replaced during 2R09.
HBD-250-E010-W1	A1591650	Pinhole leak identified in ESW piping. Piping was replaced during 2R09.
Visual Inspections		
Component	Reference	Description and Resolution
DCA-201-H004	A1608599-01 C0220786-02	Hanger found outside the cold setting. Evaluation determined the condition of the piping was not adversely affected by the as found condition of the hanger. Therefore, this hanger was not an ASME In Service Inspection failure. The hanger was adjusted to the correct cold setting.
DCA-201-H072	C0220809-01	Based on the condition of hanger DCA-201-H004 other hangers were inspected on the RWCU line. This extent of condition inspection found this hanger was outside the code setting. The hanger was adjusted to the correct cold setting.
DCA-201-H066	C0220809-02	Based on the condition of hanger DCA-201-H004 other hangers were inspected on the RWCU line. This extent of condition inspection found this hanger was outside the code setting. The hanger was adjusted to the correct cold setting.
DCA-201-H067	C0220809-03	Based on the condition of hanger DCA-201-H004 other hangers were inspected on the RWCU line. This extent of condition inspection found this hanger was outside the code setting. The hanger was adjusted to the correct cold setting.
DCA-213-H003	C0220809-04	Based on the condition of hanger DCA-201-H004 other hangers were inspected on the RWCU line. This extent of condition inspection found this hanger was outside the code setting. The hanger was adjusted to the correct cold setting.
In Vessel Visual Inspections (IVVI)		
Component	Reference	Description and Resolution
Jet Pump 20	INR-Li2R09-IVVI-07-01	Additional main wedge wear was identified. Main wedge was replaced and restrainer bracket resurfaced during this outage. Reference operability evaluation, OPE-07-003.
Jet Pump 17	INR-Li2R09-IVVI-07-02	Additional main wedge wear was identified. Main wedge was replaced and restrainer bracket resurfaced during this outage. Reference operability evaluation, OPE-07-003.
Jet Pump 19	INR-Li2R09-IVVI-07-	Additional main wedge and rod wear was identified and evaluated as

	03R1	acceptable per operability evaluation, OPE-07-003.
Jet Pump 02	INR-Li2R09-IVVI-07-04R1	Additional main wedge and rod wear was identified and evaluated as acceptable per operability evaluation, OPE-07-003.
Jet Pump 11	INR-Li2R09-IVVI-07-05R1	Additional main wedge and rod wear was identified and evaluated as acceptable per operability evaluation, OPE-07-003.
Jet Pump 04	INR-Li2R09-IVVI-07-06R1	Additional main wedge was identified and evaluated as acceptable per operability evaluation, OPE-07-003.
Jet Pump 01	INR-Li2R09-IVVI-07-07	Additional main wedge wear was identified. Main wedge was replaced and restrainer bracket resurfaced during this outage. Reference operability evaluation, OPE-07-003.
Jet Pump 08	INR-Li2R09-IVVI-07-08	Additional main wedge wear was identified and evaluated as acceptable per operability evaluation, OPE-07-003.
Jet Pump 05	INR-Li2R09-IVVI-07-09	Set screw gap was identified and evaluated as acceptable per operability evaluation, OPE-07-003.
Jet Pump 13	INR-Li2R09-IVVI-07-10R1	Additional main wedge wear was identified and evaluated as acceptable per operability evaluation, OPE-07-003.
Jet Pump 14	INR-Li2R09-IVVI-07-11	Additional main wedge wear was identified and evaluated as acceptable per operability evaluation, OPE-07-003.
Jet Pump 09	INR-Li2R09-IVVI-07-12R2	New main wedge and rod wear was identified and evaluated as acceptable per operability evaluation, OPE-07-003.
Jet Pump 10	INR-Li2R09-IVVI-07-13	Additional main wedge was identified and evaluated as acceptable per operability evaluation, OPE-07-003.
30 Deg. Surveillance Specimen Holder	INR-Li2R09-IVVI-07-14	RPV 30 Degree Surveillance Specimen Holder was found unlatched from the lower vessel bracket and was reattached. Reference IR#605442.
Jet Pump 07	INR-Li2R09-IVVI-07-15	Set screw gap was identified and evaluated as acceptable per operability evaluation, OPE-07-003.
Jet Pump 10	INR-Li2R09-IVVI-07-16	Auxiliary wedge wear was identified and evaluated as acceptable per operability evaluation, OPE-07-003.
Jet Pump 12	INR-Li2R09-IVVI-07-17	Set screw gap was identified and evaluated as acceptable per operability evaluation, OPE-07-003.
Steam Dryer	INR-Li2R09-IVVI-07-18	An indication was found on steam dryer tie bar #03 and evaluated as acceptable per IR#606565.
Core Spray Piping	INR-Li2R09-IVVI-07-19	An indication was found on core spray piping weld, P8aC, and evaluated as acceptable per IR#607260.
Steam Dryer	INR-Li2R09-IVVI-07-20	Several indications were re-measured on the steam dryer support ring and evaluated as acceptable per IR#608667.
Core Spray Sparger	INR-Li2R09-IVVI-07-21R1	One indication was identified on each core spray sparger support bracket, SB08 and SB05, and both were evaluated as acceptable per IR#607418.
Feedwater Sparger	INR-Li2R09-IVVI-07-22	Debris was identified in a feedwater sparger nozzle and was evaluated as acceptable per IR#607889.
Steam Dryer	INR-Li2R09-IVVI-07-23	An indication was found on steam dryer hood seam weld, SDHS4c, and was evaluated as acceptable per IR#608568.
Core Spray Piping	INR-Li2R09-IVVI-07-24	An indication was identified on core spray piping weld, P8aD, and was evaluated as acceptable per IR#608730.
Foreign Material	INR-Li2R09-IVVI-07-25	Foreign material was found in the reactor vessel and was either retrieved or evaluated as acceptable per IR#608624 and IR#610055.

Other items of note:

During 2R09, six in-core dry tubes were replaced. New universal style dry tubes were installed at four IRM locations and 2 SRM locations as identified below:

Location	New Component Serial Number
IRM 24-29	Installed dry tube S/N 06S137113 with shuttle tube S/N 06S138581 per PIMS AR A1470100
IRM 24-37	Installed dry tube S/N 06S137114 with shuttle tube S/N 06S138589 per PIMS AR A1470100
IRM 32-29	Installed dry tube S/N 06S137115 with shuttle tube S/N 06S138587 per PIMS AR A1470100
IRM 48-53	Installed dry tube S/N 06S137116 with shuttle tube S/N 06S138584 per PIMS AR A1470100

IRM 48-53	Installed dry tube S/N 06S137116 with shuttle tube S/N 06S138584 per PIMS AR A1470100
SRM 16-45	Installed dry tube S/N 06S137112 with shuttle tube S/N 06S138588 per PIMS AR A1513973
SRM 40-21	Installed dry tube S/N 06S137111 with shuttle tube S/N 06S138583 per PIMS AR A1513973

Shroud head bolt number 10 was permanently removed during 2R09 due to a damaged window and alignment pin. The removal of this shroud head bolt was performed under work order C0218496 and is acceptable to leave out per ECR LG 01-00903.

Attached in the following pages are two reports being submitted with this summary report to the NRC for information only. The first report is a letter report from GE, GE-NE-0000-0066-2110-R1, dated March 28, 2007, which was provided to Limerick and contain the evaluation and repair recommendations for the various jet pump indications identified in 2R09. The second report is a Limerick structural analysis for the Unit 2 core shroud, which was performed by Structural Integrity Associates, SIR-05-249 R0. Although the data is classified as preliminary; a comparison was completed using the final data and it was determined that the analysis is conservative.

Snubbers

Functional testing of snubbers was performed during 2R09 in accordance with Limerick Unit 2 Technical Specifications 4.7.4.e and Surveillance Test ST-1-103-300-2. The initial sample selection included the following:

- 37 mechanical snubbers as part of the 37 plan
- 17 Lisega Hydraulic snubbers as part of the 13.3% plan
- 2 compensating struts as part of the 13.3% plan
- 1 retest of a compensating strut due to a previous failure in 2R08

All functional testing was completed satisfactory with no failures.



September 9, 2005
SIR-05-249, Rev. 0
MLH-05-073

Ms. Michelle Karasek
Principal Engineer
Limerick Generating Station
3146 Sanatoga Road
Pottstown, PA 19464

Subject: Evaluation of the Limerick Generating Station Unit 2 Core Shroud Welds H1, H2, H3, H4 and H6 for Operation Through Li2R10

- References:
- 1) BWR Vessel and Internals Project, BWR Core Shroud Inspection and Flaw Evaluation Guidelines, BWRVIP-76, EPRI TR-114232, November 1999.
 - 2) E-mail Dave Schmidt (Exelon) to Marcos Herrera (SI), "Single Sided UT Position Paper," 3/14/05, containing the file: "Exelon's Position Paper, One Sided UT Exams of Austenitic Stainless Steel."
 - 3) Inspection Results:
 - a. E-mail Dave Schmidt (Exelon) to Marcos Herrera (SI), "LGS Core Shroud H6 Data", 3/14/05.
 - b. E-mail Dave Schmidt (Exelon) to Marcos Herrera (SI), "LGS Li2R08 Shroud Inspection H2 Indication Data," 3/13/05.
 - c. E-mail, Michelle Karasek (Exelon) to Marcos Herrera (SI), "Shroud H4 weld data from Limerick," 3/12/05.
 - d. E-mail, Michelle Karasek (Exelon) to Marcos Herrera (SI), "H3 data for Limerick," 3/12/05.
 - e. E-mail Dave Schmidt (Exelon) to Marcos Herrera (SI), "Limerick Shroud Design Documents," 3/10/05.
 - 4) DLL: Distributed Ligament Length Evaluation, Rev. 2.1 (09/19/96).
 - 5) GE Report GENE-0000-0006-2250-04a, Rev. 0, DRF 0000-0006-2250, June 2003.
 - 6) BWR Vessel and Internals Project, Reactor Pressure Vessel and Internals Examination Guidelines (BWRVIP-03) EPRI-TR-105696.
 - 7) E-mail Michelle Karasek (Exelon) to Marcos Herrera (SI), "Evaluation factors for GE H2/H3 technique," 3/12/05.

Dear Ms. Karasek,

Structural Integrity Associates (SI) has completed an evaluation of the UT inspection results for welds H1, H2, H3, H4 and H6 of the Limerick Unit 2 core shroud obtained during the current on-going 2005

refueling outage (Li2R08). The evaluations presented in this report determine the safety factors for the five welds at the end of the Li2R10 operating cycle. In summary, the evaluations performed in this report indicate that Limerick Unit 2 can be operated safely considering the shroud inspection results and inspection coverage through the next two operating cycles (to end of Li2R10) since the resulting safety factors meet the required safety factors per BWRVIP-76. Details of the evaluation are summarized below in this letter report.

INTRODUCTION/APPROACH

During the Spring 2005 outage at Limerick Unit 2 (Li2R08), UT inspections were performed on the core shroud horizontal welds, H1, H2, H3, H4 and H6. Two-sided inspection of weld H4 was achieved and only one-sided inspection, or limited inspection on the ring side was achieved for welds H2 and H3. Only one-sided inspection of weld H6 was obtained. Welds H1, H2, H3 and H6 were associated with the welded plate rings (shroud head, top guide and core plate).

During these inspections, a sufficient amount of weld length (approximately 60%) was inspected, which resulted in the detection of several flaws. In some weld locations (primarily the welded ring side of the joints) the amount of coverage obtained did not meet the intent of BWRVIP-76 [1], Table 2-1, which requires 50% of both sides of each shroud weld be inspected in order to be able to use the inspection frequencies listed in this Table. Because less than 50% inspection coverage of both sides of some of the welds was not obtained, or essentially only one-side was inspected, a site-specific analysis is required per BWRVIP-76 requirements. The SI analysis was performed in response to the need for the site-specific analysis.

The analysis performed for the H1, H2, H3 and H6 welds took into consideration the essentially one-sided inspection and incorporated the approach from the Exelon position paper regarding one-sided inspections [2]. The analysis for weld H4 used the two sided inspection results and were performed in compliance with BWRVIP-76 analysis guidelines.

INSPECTION SUMMARY

Attachments 1 through 5 show the inspection results for each weld [3]. These examination results indicate that cracking exists at each weld location. However, the crack depths do not appear to be significantly deep. Further, these results suggest that at worst, although cracking is expected at some of the locations that could not be inspected, the crack depths of any flaws that may be present are not expected to be significant. All of the inspection results shown in Attachments 1 through 5 indicate that they are preliminary, but were used for the analysis at the direction from Limerick personnel to obtain an initial assessment of the structural integrity of the shroud.

ANALYSIS

SI's analysis was performed consistent with BWRVIP guidelines as provided in BWRVIP-76. This section provides the details of the evaluation for each horizontal weld. Of the five welds being considered, only Welds H3 and H4 are subjected to high enough fluence such that LEFM or EPFM must

be considered per BWRVIP-76. The evaluation of Welds H3 and H4, per BWRVIP-76 must include consideration for both limit load and EPFM or LEFM. As described below for Welds H3 and H4, no credit is taken for any wall thickness where the inside surface fluence is 3×10^{20} n/cm² (E > 1MeV) or greater. This eliminates the need to perform LEFM and the resulting flaw pattern can be analyzed using only limit load. The other three welds are analyzed using standard limit load methods and the DLL code [4]. In addition, crack growth over the next two operating cycles is considered in the evaluation.

APPLIED STRESSES

The applied stresses at the five welds are shown in Table 1 [5]. The primary membrane and primary bending stresses are shown for the normal/upset and emergency/faulted conditions. In performing the structural integrity analysis of the welds, both normal/upset and emergency/faulted conditions must be considered.

CRACK GROWTH

Crack growth in the depth and length direction was accounted for by adding 4 years of growth to the measured flaws found during the Li2R08 inspection. Limerick Unit 2 has implemented a Hydrogen Water Chemistry system and plans to continue injection of hydrogen in the future. Availability of this system has been greater than 99% over the past year and Limerick expects that this high reliability will be maintained throughout the next operating cycle. BWRVIP-14A, including the NRC SER, allows the use of a reduced K-independent crack growth rate of 1.1×10^{-5} in/hr. The crack growth rate of 1.1×10^{-5} in/hr was used for the through-wall direction and with the assumption of 100% unit availability over the next two, two-year operating cycle (17,520 hours each cycle). Comparison of the crack depths from the previous inspection shows that the Li2R08 inspection results are consistent with crack growth rates based on HWC injection. This results in total growth of 0.386 inches in the through-wall direction over the next two years. A constant crack growth rate of 5×10^{-5} in/hr was used in the length direction consistent with BWRVIP-76. The crack length change at each end of the flaws is 5×10^{-5} in/hr * 17520 = 1.752 inches. This amount was added to the ends of all flaws.

SIZING UNCERTAINTY

UT sizing uncertainties were considered in the evaluation of the flaws. Both length and depth sizing was considered. Sizing uncertainties were obtained from BWRVIP-03 [6] for the specific shroud demonstration qualification used. For most locations, the uncertainties per BWRVIP-03 UT demonstration 16, scan type 1, were applicable. For length, the 45° shear probe was used which has a 0.336 inch length evaluation factor per BWRVIP-03. The depth angle used 60° longitudinal (access classification is "same"), which has a 0.108 inch uncertainty per BWRVIP-03. For the ring side scans of welds H2 and H3, Reference 7 provided the uncertainties for use in the calculations. These uncertainties were incorporated into the UT inspection results.

DISTRIBUTED LIGAMENT DETERMINATION

The determination of the flaw pattern is key to determining the remaining ligament for evaluation using the Distributed Ligament Length (DLL) program. The general procedure is summarized below:

1. For welds where the fluence on the inside surface exceeds 3×10^{20} n/cm², postulate through-wall flaws at these locations. This step is applicable to H3 and H4 only (see Sections below for welds H3 and H4).
2. Add uncertainties (length and depth) to the flaws (both postulated and detected flaws).
3. Add crack growth (length and depth) to all flaws.
4. Combine flaws if ligament between any two flaws is less than 2 times the thickness of the shroud thickness at the specific weld location.
5. Apply 50% penalty on uncracked inspected regions (for cases where the ring side was not inspected or had limited inspection).
6. Reapply proximity check (step 4).
7. Postulate through-wall flaws at all uninspected regions.
8. Add OD and ID resulting flaws into one ID flaw for input to DLL.

The general procedure discussed above was applied to the five welds of interest. The specific weld evaluations are provided below. Note, Step 8 above involves combining the final results of the OD initiated flaws and ID initiated flaws into a single ID flaw. DLL was developed to handle ID flaws only. For limit load, this assumption is not critical as the results are primarily a function of the remaining ligament.

WELD H1

Weld H1 was inspected on the shell side only and the results are shown in Attachment 1. The fluence at Weld H1 is well below that needed above which LEFM or EPFM is required. Exelon is proposing [2] taking a penalty of reducing the inspected length of weld on the shell side of a weld to account for the lack of inspection of the ring side of the weld. This approach appears to be conservative since it not only assumes an equivalent uninspected region of the weld on the ring side, but it also increases the overall uninspected region on the side that was examined. This assumes that there is no overlap in the uninspected regions, a conservative assumption.

WELD H2

Weld H2 was inspected from the upper side (with some limitations) and some inspection was performed between azimuths 229.5 and 307 on the lower side. The inspection results are shown in Attachment 2. As with H1, the fluence was well below that needed above which LEFM or EPFM is required. Consistent with the Exelon position paper for one-sided inspections, any inspected region on the shell side that was not flawed, was reduced by 50%.

WELD H3

Weld H3 received a full inspection on one side only. The other side (upper ring side) was partly inspected. These results were combined with the inspection results below the weld to include additional conservatism. The inspection results are shown in Attachment 3. Consistent with the Exelon position paper [2], the inspected crack-free regions will be reduced by 50%.

The H3 weld is of special significance because it currently has received a total fluence that is greater than 3×10^{20} n/cm² (E> 1 MeV) at some of the azimuthal locations. Per the requirements of BWRVIP-76, limit load analyses can be applied for core shroud welds for fluences below 3×10^{20} n/cm² (E> 1 MeV) due to the excellent toughness of these austenitic stainless steel shroud materials. Additionally, crack growth rates for un-irradiated austenitic stainless steels can be used up to fluences of 5×10^{20} n/cm² (E> 1 MeV), using the methodology contained within BWRVIP-76. At fluences greater than 3×10^{20} n/cm² (E> 1 MeV) but less than 1×10^{21} n/cm² (E> 1 MeV), limit load in addition to elastic-plastic fracture mechanics or linear elastic fracture mechanics (LEFM) methodologies can be used for determining the allowable flaw size at the H3 weld. Above a fluence of 1×10^{21} n/cm² (E> 1 MeV), limit load and LEFM are used to determine the allowable flaw size at the weld.

Since the fluence exceeds 3×10^{20} n/cm² in eight localized locations, through-wall flaws are postulated corresponding to these locations, requiring that only limit load analysis be performed. Attachment 3 shows the coverage for this weld and Table 7 shows the results of the remaining ligament calculations.

The core shroud was inspected at Limerick Unit 2 during the recent 8th refueling outage using state of the art UT technology. As a result of limitations in the inspection volume, full inspection (with some limitations) on one side was performed with only partial inspection on the upper ring side. The full inspection was performed from the shell side of the joint. Of special interest is weld H3, which has elevated fluence and in some cases exceeds the threshold where reduction in fracture toughness is expected per the BWRVIP guidelines. This data was reviewed for the regions examined at the H3 weld at Limerick Unit 2 by SI, in preparation for a site-specific shroud structural evaluation of this weld, in accordance with the requirements of BWRVIP-76.

SI has examined the inspection volume produced by the UT inspection during the 8th refueling outage and the projected neutron fluence for weld H3 at the 10th outage to determine the approach to be used to determine the structural margin present at this weld. In addition, SI has reviewed the Exelon Position Paper on "One Sided UT Exams of Austenitic Stainless Steel, and the results of the UT exams" [2]. SI plotted the inspection coverage and the fluence thresholds azimuthally for H3 at the 10th refueling outage (in 2007). The following paragraphs provide the results of this review.

The BWRVIP has established an approach for evaluating core shroud welds that have been examined on both sides, and for which a minimum coverage has been obtained. At Limerick Unit 2, for the H3 weld, only an essentially one-sided UT inspection was performed during the 8th refueling outage.

Exelon is proposing [2] taking a penalty of reducing the inspected length of weld on the shell side of weld H3 to account for the lack of inspection of the ring side of the weld. This approach appears to be

conservative since it not only assumes an equivalent uninspected region of the weld on the ring side, but it also increases the overall uninspected region on the side that was examined. This assumes that there is no overlap in the uninspected regions, a conservative assumption.

SI performed an allowable flaw size analysis for weld H3 with the current uninspected region identified from the shell side of the weld, and as augmented by increasing the effective uninspected crack-free regions by doubling that length also on the shell side of the weld to account for the inability to perform the ring side inspection of weld H3.

In addition to the assumption mentioned above for incorporating the guidance from the Exelon position paper, additional consideration for the fluence levels at H3 is included in the analysis. As mentioned earlier, if the fluence is greater than 3×10^{20} n/cm² then limit load and LEFM must be performed to demonstrate the structural integrity of the shroud. An approach used frequently in evaluating core shrouds with material at elevated fluence levels, is to take no credit for material that has been subjected to fluences of 3×10^{20} n/cm² or higher. In effect, this approach eliminates the use of LEFM and allows for use of limit load only. Through-wall flaws can be assumed at the locations where the fluence is equal to or greater than 3×10^{20} n/cm². This is conservative because the fluence drops significantly through the wall of the shroud. In locations where the fluence is high on the surface, requiring LEFM, the fluence may drop sharply and part through the wall, the fluence can drop below the threshold and the material could be analyzed using limit load. Also, it should be noted that use of EPFM with consideration of irradiated material properties would also show greater margins than the limit load approach used here in this analysis.

The approach used for the H3 weld was to use the bounding flaw condition defined by combining the Exelon position paper approach and the elimination of material exposed to fluence (on the ID) of 3×10^{20} n/cm² or greater. In addition, crack growth over one cycle was added to the ends of the assumed flaw pattern.

Attachment 3 shows the one-sided inspection coverage for Weld H3. The following approach was used to define the remaining ligament for Weld H3.

Exelon Position Paper

Using the results in Attachment 3, the length of the inspected uncracked regions was divided by 4 (2 for penalty of one-sided inspection and 2 for each end of the ligament). Crack growth for two, two-year cycles was also included in this value. The inspected uncracked ligaments were reduced at each end by the resulting amount.

Elimination of Thickness Exposed to Fluence of $\geq 3 \times 10^{20}$ n/cm²

Any section (full thickness) that was exposed to fluence $\geq 3 \times 10^{20}$ n/cm² was assumed to be cracked through-wall. The fluence curve for 4 years was used in this calculation.

Combination of Exelon Position Paper and Fluence $> 3 \times 10^{20}$ n/cm² Approach

Using the results of the two approaches above for defining the remaining ligaments, the remaining ligaments were defined by using the worst combination that would result in the smallest remaining ligaments. Thus, for a given remaining ligament, one end could be defined by one approach and the other end by the second approach. This adds additional conservatism to the calculation. Table 7 shows the results of the remaining ligament calculation.

WELD H4

Weld H4 received a two-sided inspection. The inspection coverage is shown in Attachment 4. The same procedure to account for fluence greater than 3×10^{20} n/cm² was applied to Weld H4. The fluences levels at the H4 weld are higher than those H3. This results in more ligament being removed from consideration and impacts the resulting safety factor. It should be noted that the fluence at the inside surface is used as the measure of whether to remove material for the limit load analysis. This is conservative since the fluence varies through the thickness of the shroud wall. In some cases, the fluence drops below the 3×10^{20} n/cm² threshold. More detailed analysis could consider this fluence variation through-wall in order to demonstrate additional margin.

WELD H6

Weld H6 received a one sided inspection only (lower side). The inspection results are shown in Attachment 5. The evaluation was performed using the Exelon position paper to account for the one-sided inspection.

LIMIT LOAD CALCULATIONS


The DLL program [4] was used to determine the safety factors after a two, two-year cycles. The DLL cases are shown in Tables 2 through 11. Tables 2 through 6 are the results for the normal and upset condition, and Tables 7 through 11 are the results for the emergency and faulted conditions. Table 12 shows the resulting safety factors for the cases evaluated. As can be seen from the table, even with the conservative assumptions made, the safety factors are well above the required safety factors of 2.77 for normal and upset conditions and 1.39 for emergency and faulted conditions.

CONCLUSIONS

Based on the results shown in Table 12 and the assumptions used in this evaluation, the structural integrity of the Limerick Unit 2 core shroud for at least the next two operating cycles is assured. Even with significant conservative assumptions, made to compensate for one-sided coverage or less than 50% of weld length coverage. The minimum calculated safety factors were for weld H4 and were 4.51 for normal and upset conditions, and 2.24 for emergency and faulted conditions, which exceed the required safety factors (2.77 for normal/upset and 1.39 for emergency/faulted).


If you have any questions on the content of this report, please do not hesitate to contact me.

Prepared by,




Marcos Legaspi Herrera, P. E.
Senior Associate

Verified by:



Jim Wu
Engineer

Approved by:



Marcos Legaspi Herrera, P.E.
Senior Associate

Table 1 Shroud Weld Stress Levels [5]

Weld	Applied Stress (ksi)			
	Normal and Upset		Emergency and Faulted	
	P _m	P _b	P _m	P _b
H1	334.9	482.6	808.2	813.8
H2	334.9	651.5	808.2	1089.5
H3	356.0	753.1	858.9	1258.8
H4	356.0	1165.6	858.9	1985.9
H6	674.7	2343.9	1203.0	4036.7

TABLE 2 Weld H1 DLL

DLL: DISTRIBUTED LIGAMENT LENGTH EVALUATION, REV. 2.11 (10/30/99)
DATE OF THIS ANALYSIS: 08/09/2005

SUMMARY OF INPUTS:

=====

Title: Limerick Unit 2 Shroud, H1 Weld
Angle increment = .1 deg. (FINE)
Membrane Stress, Pm = 335. psi
Bending Stress, Pb = 483. psi
Safety Factor, SF = 2.77
Mean Radius, Rm = 109.00 inches
Wall Thickness, t = 2.100 inches
Stress Intensity, Sm = 14400. psi
Fluence = 1.0E+20 n/cm^2
(Thus, LEFM evaluation not applicable)

REGION	THETA1 [deg.]	THETA2 [deg.]	THICKNESS [inches]
-----	-----	-----	-----
1	12.5	13.0	.775
2	13.0	14.1	.765
3	14.1	16.4	.535
4	16.4	38.4	.405
5	51.6	55.0	.375
6	55.0	60.9	1.236
7	60.9	65.2	.375
8	65.2	78.8	.645
9	78.8	84.0	.375
10	84.0	95.8	.645
11	95.8	102.4	.375
12	102.4	103.8	.725
13	103.8	107.5	.505
14	107.5	112.1	1.156
15	112.1	115.8	.375
16	115.8	121.2	.575
17	121.2	122.0	.645
18	122.0	127.0	.375
19	127.0	134.3	1.156
20	134.3	138.4	.375
21	192.1	193.9	.375
22	193.9	196.5	1.156
23	196.5	199.2	.375
24	199.2	201.1	.645
25	201.1	203.4	1.126
26	203.4	205.8	1.126
27	205.8	208.7	1.396
28	208.7	211.0	1.126
29	211.0	213.0	1.156
30	213.0	215.1	.375
31	215.1	216.7	.645
32	216.7	217.9	.375
33	217.9	218.0	1.156
34	231.5	233.3	.375
35	233.3	236.1	1.156
36	236.1	237.9	1.126
37	237.9	241.5	.645
38	241.5	246.7	1.126

39	246.7	256.2	1.156
40	256.2	262.3	.375
41	262.3	265.6	.535
42	265.6	270.0	1.126
43	270.0	272.6	2.100
44	272.6	277.9	1.126
45	277.9	278.3	1.246
46	278.3	280.5	1.186
47	280.5	284.5	1.126
48	284.5	290.0	1.156
49	290.0	294.0	.375
50	294.0	296.3	.625
51	296.3	305.3	.375
52	305.3	308.3	.475

LIMIT LOAD RESULTS:

=====

NOTE: THE FOLLOWING LIMIT LOAD RESULTS ASSUME THAT
THE FLAWS TAKE COMPRESSION.

ALPHA [deg]	MOMENT [in-lbs]	Pb' [psi]	SAFETY FACTOR	RESULT
----	-----	-----	-----	-----
.0	1.466E+09	18703.	23.27	---->ACCEPTABLE
5.0	1.450E+09	18502.	23.03	---->ACCEPTABLE
10.0	1.435E+09	18309.	22.79	---->ACCEPTABLE
15.0	1.415E+09	18056.	22.48	---->ACCEPTABLE
20.0	1.401E+09	17878.	22.27	---->ACCEPTABLE
25.0	1.383E+09	17638.	21.97	---->ACCEPTABLE
30.0	1.364E+09	17397.	21.68	---->ACCEPTABLE
35.0	1.340E+09	17090.	21.30	---->ACCEPTABLE
40.0	1.319E+09	16831.	20.99	---->ACCEPTABLE
45.0	1.294E+09	16510.	20.59	---->ACCEPTABLE
50.0	1.269E+09	16183.	20.19	---->ACCEPTABLE
55.0	1.245E+09	15889.	19.83	---->ACCEPTABLE
60.0	1.223E+09	15597.	19.48	---->ACCEPTABLE
65.0	1.199E+09	15297.	19.11	---->ACCEPTABLE
70.0	1.177E+09	15014.	18.76	---->ACCEPTABLE
75.0	1.156E+09	14748.	18.44	---->ACCEPTABLE
80.0	1.141E+09	14561.	18.21	---->ACCEPTABLE
85.0	1.129E+09	14410.	18.03	---->ACCEPTABLE
90.0	1.120E+09	14294.	17.88	---->ACCEPTABLE
95.0	1.113E+09	14195.	17.76	---->ACCEPTABLE
100.0	1.107E+09	14129.	17.68	---->ACCEPTABLE
105.0	1.101E+09	14042.	17.58	---->ACCEPTABLE
110.0	1.094E+09	13956.	17.47	---->ACCEPTABLE
115.0	1.086E+09	13849.	17.34	---->ACCEPTABLE
120.0	1.083E+09	13816.	17.30	---->ACCEPTABLE
125.0	1.077E+09	13740.	17.21	---->ACCEPTABLE
130.0	1.075E+09	13712.	17.17	---->ACCEPTABLE
135.0	1.075E+09	13711.	17.17	---->ACCEPTABLE
140.0	1.074E+09	13699.	17.16	---->ACCEPTABLE
145.0	1.081E+09	13787.	17.26	---->ACCEPTABLE
150.0	1.085E+09	13845.	17.33	---->ACCEPTABLE
155.0	1.095E+09	13967.	17.48	---->ACCEPTABLE
160.0	1.105E+09	14102.	17.65	---->ACCEPTABLE
165.0	1.116E+09	14237.	17.81	---->ACCEPTABLE
170.0	1.128E+09	14393.	18.00	---->ACCEPTABLE

175.0	1.144E+09	14590.	18.25	---->ACCEPTABLE
180.0	1.159E+09	14786.	18.48	---->ACCEPTABLE
185.0	1.169E+09	14913.	18.64	---->ACCEPTABLE
190.0	1.185E+09	15119.	18.89	---->ACCEPTABLE
195.0	1.201E+09	15322.	19.14	---->ACCEPTABLE
200.0	1.217E+09	15530.	19.40	---->ACCEPTABLE
205.0	1.230E+09	15697.	19.60	---->ACCEPTABLE
210.0	1.239E+09	15812.	19.74	---->ACCEPTABLE
215.0	1.257E+09	16033.	20.01	---->ACCEPTABLE
220.0	1.268E+09	16177.	20.19	---->ACCEPTABLE
225.0	1.284E+09	16380.	20.43	---->ACCEPTABLE
230.0	1.301E+09	16597.	20.70	---->ACCEPTABLE
235.0	1.319E+09	16823.	20.98	---->ACCEPTABLE
240.0	1.333E+09	17010.	21.20	---->ACCEPTABLE
245.0	1.352E+09	17245.	21.49	---->ACCEPTABLE
250.0	1.370E+09	17472.	21.77	---->ACCEPTABLE
255.0	1.389E+09	17716.	22.07	---->ACCEPTABLE
260.0	1.409E+09	17972.	22.38	---->ACCEPTABLE
265.0	1.425E+09	18178.	22.63	---->ACCEPTABLE
270.0	1.444E+09	18416.	22.92	---->ACCEPTABLE
275.0	1.458E+09	18598.	23.15	---->ACCEPTABLE
280.0	1.473E+09	18789.	23.38	---->ACCEPTABLE
285.0	1.485E+09	18948.	23.57	---->ACCEPTABLE
290.0	1.497E+09	19099.	23.76	---->ACCEPTABLE
295.0	1.504E+09	19193.	23.87	---->ACCEPTABLE
300.0	1.511E+09	19279.	23.98	---->ACCEPTABLE
305.0	1.519E+09	19378.	24.10	---->ACCEPTABLE
310.0	1.522E+09	19412.	24.14	---->ACCEPTABLE
315.0	1.523E+09	19429.	24.16	---->ACCEPTABLE
320.0	1.526E+09	19463.	24.20	---->ACCEPTABLE
325.0	1.525E+09	19453.	24.19	---->ACCEPTABLE
330.0	1.523E+09	19433.	24.17	---->ACCEPTABLE
335.0	1.516E+09	19341.	24.05	---->ACCEPTABLE
340.0	1.512E+09	19295.	24.00	---->ACCEPTABLE
345.0	1.503E+09	19181.	23.86	---->ACCEPTABLE
350.0	1.491E+09	19023.	23.67	---->ACCEPTABLE
355.0	1.476E+09	18830.	23.43	---->ACCEPTABLE

ACCEPTABLE! MINIMUM SAFETY FACTOR = 17.16 AT 140.0 DEGREES.

TABLE 3 Weld H2 DLL

DLL: DISTRIBUTED LIGAMENT LENGTH EVALUATION, REV. 2.11 (10/30/99)
DATE OF THIS ANALYSIS: 08/09/2005

SUMMARY OF INPUTS:

=====

Title: Limerick Unit 2 Shroud, H2 Weld
Angle increment = .1 deg. (FINE)
Membrane Stress, Pm = 335. psi
Bending Stress, Pb = 652. psi
Safety Factor, SF = 2.77
Mean Radius, Rm = 109.00 inches
Wall Thickness, t = 2.100 inches
Stress Intensity, Sm = 14400. psi
Fluence = 1.0E+20 n/cm^2
(Thus, LEFM evaluation not applicable)

REGION	THETA1 [deg.]	THETA2 [deg.]	THICKNESS [inches]
1	12.5	14.8	1.294
2	14.8	16.1	1.294
3	16.1	22.6	1.084
4	22.6	27.8	1.294
5	32.1	36.9	1.294
6	36.9	37.9	1.294
7	37.9	38.5	1.294
8	51.6	52.6	1.294
9	52.6	56.2	1.294
10	56.2	60.0	1.294
11	63.2	68.2	1.294
12	68.2	73.2	1.294
13	73.2	88.4	1.294
14	88.4	96.5	1.204
15	96.5	112.1	.591
16	112.1	120.9	1.204
17	120.9	134.4	.591
18	134.4	138.4	1.294
19	192.1	196.5	1.294
20	196.5	200.8	1.234
21	200.8	210.7	1.294
22	231.3	238.0	.591
23	242.2	253.8	.591
24	253.8	259.7	.591
25	259.7	262.6	.591
26	262.6	266.1	1.294
27	274.1	282.8	1.294
28	282.8	285.2	1.294
29	285.2	287.6	1.294

LIMIT LOAD RESULTS:

=====

NOTE: THE FOLLOWING LIMIT LOAD RESULTS ASSUME THAT
THE FLAWS TAKE COMPRESSION.

ALPHA [deg]	MOMENT [in-lbs]	Pb' [psi]	SAFETY FACTOR	RESULT
----------------	--------------------	--------------	------------------	--------

-----	-----	-----	-----	----->ACCEPTABLE
.0	1.057E+09	13484.	14.00	----->ACCEPTABLE
5.0	1.057E+09	13480.	14.00	----->ACCEPTABLE
10.0	1.053E+09	13432.	13.95	----->ACCEPTABLE
15.0	1.057E+09	13480.	14.00	----->ACCEPTABLE
20.0	1.066E+09	13596.	14.11	----->ACCEPTABLE
25.0	1.075E+09	13709.	14.23	----->ACCEPTABLE
30.0	1.083E+09	13817.	14.34	----->ACCEPTABLE
35.0	1.095E+09	13973.	14.50	----->ACCEPTABLE
40.0	1.110E+09	14164.	14.69	----->ACCEPTABLE
45.0	1.130E+09	14414.	14.94	----->ACCEPTABLE
50.0	1.147E+09	14638.	15.17	----->ACCEPTABLE
55.0	1.166E+09	14881.	15.42	----->ACCEPTABLE
60.0	1.186E+09	15126.	15.66	----->ACCEPTABLE
65.0	1.213E+09	15474.	16.02	----->ACCEPTABLE
70.0	1.237E+09	15777.	16.32	----->ACCEPTABLE
75.0	1.271E+09	16211.	16.76	----->ACCEPTABLE
80.0	1.308E+09	16684.	17.24	----->ACCEPTABLE
85.0	1.350E+09	17220.	17.79	----->ACCEPTABLE
90.0	1.391E+09	17751.	18.32	----->ACCEPTABLE
95.0	1.433E+09	18276.	18.86	----->ACCEPTABLE
100.0	1.472E+09	18780.	19.37	----->ACCEPTABLE
105.0	1.510E+09	19261.	19.85	----->ACCEPTABLE
110.0	1.545E+09	19714.	20.31	----->ACCEPTABLE
115.0	1.581E+09	20169.	20.77	----->ACCEPTABLE
120.0	1.612E+09	20568.	21.18	----->ACCEPTABLE
125.0	1.642E+09	20950.	21.57	----->ACCEPTABLE
130.0	1.666E+09	21254.	21.87	----->ACCEPTABLE
135.0	1.691E+09	21571.	22.19	----->ACCEPTABLE
140.0	1.715E+09	21881.	22.51	----->ACCEPTABLE
145.0	1.738E+09	22171.	22.80	----->ACCEPTABLE
150.0	1.760E+09	22457.	23.09	----->ACCEPTABLE
155.0	1.778E+09	22687.	23.32	----->ACCEPTABLE
160.0	1.802E+09	22986.	23.63	----->ACCEPTABLE
165.0	1.818E+09	23198.	23.84	----->ACCEPTABLE
170.0	1.832E+09	23378.	24.02	----->ACCEPTABLE
175.0	1.841E+09	23488.	24.14	----->ACCEPTABLE
180.0	1.845E+09	23532.	24.18	----->ACCEPTABLE
185.0	1.843E+09	23518.	24.17	----->ACCEPTABLE
190.0	1.838E+09	23443.	24.09	----->ACCEPTABLE
195.0	1.828E+09	23318.	23.96	----->ACCEPTABLE
200.0	1.814E+09	23144.	23.79	----->ACCEPTABLE
205.0	1.801E+09	22972.	23.61	----->ACCEPTABLE
210.0	1.778E+09	22679.	23.32	----->ACCEPTABLE
215.0	1.759E+09	22443.	23.08	----->ACCEPTABLE
220.0	1.734E+09	22120.	22.75	----->ACCEPTABLE
225.0	1.706E+09	21762.	22.39	----->ACCEPTABLE
230.0	1.674E+09	21360.	21.98	----->ACCEPTABLE
235.0	1.647E+09	21006.	21.62	----->ACCEPTABLE
240.0	1.620E+09	20662.	21.27	----->ACCEPTABLE
245.0	1.589E+09	20267.	20.87	----->ACCEPTABLE
250.0	1.559E+09	19892.	20.49	----->ACCEPTABLE
255.0	1.532E+09	19540.	20.14	----->ACCEPTABLE
260.0	1.502E+09	19168.	19.76	----->ACCEPTABLE
265.0	1.476E+09	18836.	19.42	----->ACCEPTABLE
270.0	1.447E+09	18454.	19.04	----->ACCEPTABLE
275.0	1.421E+09	18125.	18.70	----->ACCEPTABLE
280.0	1.392E+09	17756.	18.33	----->ACCEPTABLE
285.0	1.361E+09	17368.	17.94	----->ACCEPTABLE

290.0	1.329E+09	16949.	17.51	---->ACCEPTABLE
295.0	1.297E+09	16547.	17.10	---->ACCEPTABLE
300.0	1.267E+09	16164.	16.72	---->ACCEPTABLE
305.0	1.238E+09	15798.	16.35	---->ACCEPTABLE
310.0	1.208E+09	15413.	15.96	---->ACCEPTABLE
315.0	1.183E+09	15089.	15.63	---->ACCEPTABLE
320.0	1.156E+09	14751.	15.28	---->ACCEPTABLE
325.0	1.138E+09	14522.	15.05	---->ACCEPTABLE
330.0	1.121E+09	14305.	14.83	---->ACCEPTABLE
335.0	1.105E+09	14104.	14.63	---->ACCEPTABLE
340.0	1.093E+09	13939.	14.46	---->ACCEPTABLE
345.0	1.082E+09	13808.	14.33	---->ACCEPTABLE
350.0	1.073E+09	13688.	14.21	---->ACCEPTABLE
355.0	1.061E+09	13536.	14.05	---->ACCEPTABLE

ACCEPTABLE! MINIMUM SAFETY FACTOR = 13.95 AT 10.0 DEGREES.

TABLE 4 Weld H3 DLL

DLL: DISTRIBUTED LIGAMENT LENGTH EVALUATION, REV. 2.11 (10/30/99)
DATE OF THIS ANALYSIS: 08/09/2005

SUMMARY OF INPUTS:

=====

Title: Limerick Unit 2 Shroud, H3 Weld
Angle increment = .1 deg. (FINE)
Membrane Stress, Pm = 356. psi
Bending Stress, Pb = 753. psi
Safety Factor, SF = 2.77
Mean Radius, Rm = 102.56 inches
Wall Thickness, t = 2.140 inches
Stress Intensity, Sm = 14400. psi
Fluence = 1.0E+20 n/cm^2
(Thus, LEFM evaluation not applicable)

REGION	THETA1 [deg.]	THETA2 [deg.]	THICKNESS [inches]
1	2.7	3.2	.327
2	3.2	3.7	.327
3	3.7	13.4	.167
4	13.4	15.4	.067
5	15.4	18.1	.067
6	18.1	19.5	.237
7	19.5	21.5	.167
8	26.5	26.7	.067
9	26.7	33.0	.912
10	33.0	36.6	.067
11	47.7	52.5	.137
12	52.5	61.1	.982
13	61.1	63.5	.287
14	68.5	70.4	.407
15	70.4	73.1	.457
16	73.1	79.3	.397
17	79.3	80.9	.417
18	80.9	83.3	.287
19	83.3	85.3	1.252
20	85.3	87.7	.407
21	87.7	88.3	.527
22	88.3	92.3	.367
23	92.3	94.0	1.212
24	96.4	101.8	.387
25	101.8	102.0	.477
26	102.0	104.4	.437
27	104.4	111.5	.407
28	116.5	117.8	.457
29	117.8	121.3	.067
30	121.7	124.4	.912
31	124.4	126.6	.437
32	182.7	183.9	.067
33	183.9	185.4	.912
34	185.4	186.7	.467
35	186.7	200.5	.107
36	206.5	212.1	.267

37	212.1	213.4	.537
38	213.4	216.6	.497
39	227.7	228.9	.067
40	228.9	243.5	.067
41	248.5	249.7	.237
42	249.7	256.5	.357
43	256.5	262.9	.177
44	262.9	269.5	.187
45	269.5	274.7	.067
46	274.7	278.3	.567
47	278.3	282.2	.217
48	282.2	286.1	.617
49	286.1	288.3	.467
50	288.3	289.6	1.012
51	289.6	291.6	.167
52	296.5	298.5	.257
53	298.5	300.9	.137
54	300.9	302.5	1.312
55	302.5	304.9	.067
56	304.9	306.5	.187
57	306.5	306.6	.067

LIMIT LOAD RESULTS:

=====

NOTE: THE FOLLOWING LIMIT LOAD RESULTS ASSUME THAT
THE FLAWS TAKE COMPRESSION.

ALPHA [deg]	MOMENT [in-lbs]	Pb' [psi]	SAFETY FACTOR	RESULT
----	-----	-----	-----	-----
.0	3.667E+08	5185.	5.00	---->ACCEPTABLE
5.0	3.705E+08	5240.	5.05	---->ACCEPTABLE
10.0	3.779E+08	5343.	5.14	---->ACCEPTABLE
15.0	3.818E+08	5399.	5.19	---->ACCEPTABLE
20.0	3.888E+08	5498.	5.28	---->ACCEPTABLE
25.0	3.989E+08	5640.	5.41	---->ACCEPTABLE
30.0	4.060E+08	5741.	5.50	---->ACCEPTABLE
35.0	4.179E+08	5910.	5.65	---->ACCEPTABLE
40.0	4.268E+08	6036.	5.76	---->ACCEPTABLE
45.0	4.374E+08	6185.	5.90	---->ACCEPTABLE
50.0	4.475E+08	6328.	6.03	---->ACCEPTABLE
55.0	4.586E+08	6486.	6.17	---->ACCEPTABLE
60.0	4.697E+08	6642.	6.31	---->ACCEPTABLE
65.0	4.809E+08	6800.	6.45	---->ACCEPTABLE
70.0	4.921E+08	6958.	6.60	---->ACCEPTABLE
75.0	5.032E+08	7115.	6.74	---->ACCEPTABLE
80.0	5.136E+08	7263.	6.87	---->ACCEPTABLE
85.0	5.225E+08	7389.	6.98	---->ACCEPTABLE
90.0	5.339E+08	7550.	7.13	---->ACCEPTABLE
95.0	5.448E+08	7704.	7.27	---->ACCEPTABLE
100.0	5.560E+08	7862.	7.41	---->ACCEPTABLE
105.0	5.621E+08	7948.	7.49	---->ACCEPTABLE
110.0	5.718E+08	8086.	7.61	---->ACCEPTABLE
115.0	5.808E+08	8213.	7.73	---->ACCEPTABLE
120.0	5.871E+08	8302.	7.81	---->ACCEPTABLE
125.0	5.936E+08	8394.	7.89	---->ACCEPTABLE
130.0	5.975E+08	8449.	7.94	---->ACCEPTABLE
135.0	6.010E+08	8498.	7.98	---->ACCEPTABLE

140.0	6.031E+08	8529.	8.01	---->ACCEPTABLE
145.0	6.078E+08	8595.	8.07	---->ACCEPTABLE
150.0	6.083E+08	8601.	8.08	---->ACCEPTABLE
155.0	6.109E+08	8638.	8.11	---->ACCEPTABLE
160.0	6.080E+08	8597.	8.07	---->ACCEPTABLE
165.0	6.079E+08	8596.	8.07	---->ACCEPTABLE
170.0	6.052E+08	8558.	8.04	---->ACCEPTABLE
175.0	6.007E+08	8494.	7.98	---->ACCEPTABLE
180.0	5.990E+08	8470.	7.96	---->ACCEPTABLE
185.0	5.938E+08	8398.	7.89	---->ACCEPTABLE
190.0	5.866E+08	8295.	7.80	---->ACCEPTABLE
195.0	5.808E+08	8213.	7.73	---->ACCEPTABLE
200.0	5.746E+08	8125.	7.65	---->ACCEPTABLE
205.0	5.656E+08	7998.	7.53	---->ACCEPTABLE
210.0	5.564E+08	7868.	7.42	---->ACCEPTABLE
215.0	5.457E+08	7716.	7.28	---->ACCEPTABLE
220.0	5.353E+08	7570.	7.15	---->ACCEPTABLE
225.0	5.241E+08	7411.	7.00	---->ACCEPTABLE
230.0	5.142E+08	7272.	6.88	---->ACCEPTABLE
235.0	5.054E+08	7147.	6.77	---->ACCEPTABLE
240.0	4.943E+08	6990.	6.62	---->ACCEPTABLE
245.0	4.831E+08	6832.	6.48	---->ACCEPTABLE
250.0	4.720E+08	6674.	6.34	---->ACCEPTABLE
255.0	4.609E+08	6517.	6.20	---->ACCEPTABLE
260.0	4.499E+08	6362.	6.06	---->ACCEPTABLE
265.0	4.389E+08	6207.	5.92	---->ACCEPTABLE
270.0	4.280E+08	6052.	5.78	---->ACCEPTABLE
275.0	4.182E+08	5914.	5.65	---->ACCEPTABLE
280.0	4.095E+08	5791.	5.54	---->ACCEPTABLE
285.0	3.987E+08	5638.	5.41	---->ACCEPTABLE
290.0	3.904E+08	5521.	5.30	---->ACCEPTABLE
295.0	3.856E+08	5452.	5.24	---->ACCEPTABLE
300.0	3.787E+08	5355.	5.15	---->ACCEPTABLE
305.0	3.703E+08	5237.	5.04	---->ACCEPTABLE
310.0	3.641E+08	5149.	4.96	---->ACCEPTABLE
315.0	3.624E+08	5125.	4.94	---->ACCEPTABLE
320.0	3.599E+08	5089.	4.91	---->ACCEPTABLE
325.0	3.576E+08	5057.	4.88	---->ACCEPTABLE
330.0	3.564E+08	5039.	4.87	---->ACCEPTABLE
335.0	3.521E+08	4979.	4.81	---->ACCEPTABLE
340.0	3.551E+08	5021.	4.85	---->ACCEPTABLE
345.0	3.554E+08	5025.	4.85	---->ACCEPTABLE
350.0	3.571E+08	5050.	4.87	---->ACCEPTABLE
355.0	3.629E+08	5132.	4.95	---->ACCEPTABLE

ACCEPTABLE! MINIMUM SAFETY FACTOR = 4.81 AT 335.0 DEGREES.

TABLE 5 Weld H4 DLL

DLL: DISTRIBUTED LIGAMENT LENGTH EVALUATION, REV. 2.11 (10/30/99)
DATE OF THIS ANALYSIS: 08/09/2005

SUMMARY OF INPUTS:

=====

Title: Limerick Unit 2 Shroud, H4 Weld
Angle increment = .1 deg. (FINE)
Membrane Stress, Pm = 356. psi
Bending Stress, Pb = 1166. psi
Safety Factor, SF = 2.77
Mean Radius, Rm = 102.56 inches
Wall Thickness, t = 2.140 inches
Stress Intensity, Sm = 14400. psi
Fluence = 1.0E+20 n/cm^2
(Thus, LEFM evaluation not applicable)

REGION	THETA1 [deg.]	THETA2 [deg.]	THICKNESS [inches]
-----	-----	-----	-----
1	5.6	6.4	1.012
2	6.4	11.4	1.012
3	11.4	12.5	1.012
4	77.5	88.6	1.182
5	88.6	91.3	1.222
6	91.3	94.3	1.202
7	94.3	98.6	1.222
8	98.6	102.5	1.082
9	185.6	192.5	1.012
10	257.5	282.5	1.012

LIMIT LOAD RESULTS:

=====

NOTE: THE FOLLOWING LIMIT LOAD RESULTS ASSUME THAT
THE FLAWS TAKE COMPRESSION.

ALPHA [deg]	MOMENT [in-lbs]	Pb' [psi]	SAFETY FACTOR	RESULT
-----	-----	-----	-----	-----
.0	4.645E+08	6569.	4.55	---->ACCEPTABLE
5.0	4.617E+08	6529.	4.52	---->ACCEPTABLE
10.0	4.622E+08	6535.	4.53	---->ACCEPTABLE
15.0	4.617E+08	6529.	4.52	---->ACCEPTABLE
20.0	4.614E+08	6525.	4.52	---->ACCEPTABLE
25.0	4.638E+08	6559.	4.54	---->ACCEPTABLE
30.0	4.633E+08	6552.	4.54	---->ACCEPTABLE
35.0	4.649E+08	6574.	4.55	---->ACCEPTABLE
40.0	4.667E+08	6600.	4.57	---->ACCEPTABLE
45.0	4.687E+08	6628.	4.59	---->ACCEPTABLE
50.0	4.708E+08	6658.	4.61	---->ACCEPTABLE
55.0	4.732E+08	6691.	4.63	---->ACCEPTABLE
60.0	4.756E+08	6726.	4.65	---->ACCEPTABLE
65.0	4.782E+08	6762.	4.68	---->ACCEPTABLE
70.0	4.809E+08	6801.	4.70	---->ACCEPTABLE
75.0	4.837E+08	6840.	4.73	---->ACCEPTABLE
80.0	4.865E+08	6880.	4.75	---->ACCEPTABLE
85.0	4.890E+08	6915.	4.78	---->ACCEPTABLE

90.0	4.950E+08	7000.	4.83	---->ACCEPTABLE
95.0	4.985E+08	7049.	4.87	---->ACCEPTABLE
100.0	5.015E+08	7091.	4.89	---->ACCEPTABLE
105.0	5.040E+08	7127.	4.92	---->ACCEPTABLE
110.0	5.033E+08	7117.	4.91	---->ACCEPTABLE
115.0	5.072E+08	7172.	4.95	---->ACCEPTABLE
120.0	5.088E+08	7196.	4.96	---->ACCEPTABLE
125.0	5.113E+08	7230.	4.98	---->ACCEPTABLE
130.0	5.135E+08	7262.	5.01	---->ACCEPTABLE
135.0	5.157E+08	7292.	5.02	---->ACCEPTABLE
140.0	5.176E+08	7319.	5.04	---->ACCEPTABLE
145.0	5.193E+08	7344.	5.06	---->ACCEPTABLE
150.0	5.209E+08	7365.	5.07	---->ACCEPTABLE
155.0	5.231E+08	7397.	5.09	---->ACCEPTABLE
160.0	5.229E+08	7394.	5.09	---->ACCEPTABLE
165.0	5.269E+08	7450.	5.13	---->ACCEPTABLE
170.0	5.265E+08	7445.	5.13	---->ACCEPTABLE
175.0	5.297E+08	7491.	5.16	---->ACCEPTABLE
180.0	5.282E+08	7469.	5.14	---->ACCEPTABLE
185.0	5.296E+08	7489.	5.15	---->ACCEPTABLE
190.0	5.263E+08	7443.	5.12	---->ACCEPTABLE
195.0	5.266E+08	7447.	5.13	---->ACCEPTABLE
200.0	5.226E+08	7390.	5.09	---->ACCEPTABLE
205.0	5.227E+08	7392.	5.09	---->ACCEPTABLE
210.0	5.204E+08	7359.	5.07	---->ACCEPTABLE
215.0	5.188E+08	7337.	5.05	---->ACCEPTABLE
220.0	5.171E+08	7312.	5.04	---->ACCEPTABLE
225.0	5.151E+08	7284.	5.02	---->ACCEPTABLE
230.0	5.129E+08	7253.	5.00	---->ACCEPTABLE
235.0	5.106E+08	7220.	4.98	---->ACCEPTABLE
240.0	5.081E+08	7185.	4.95	---->ACCEPTABLE
245.0	5.055E+08	7149.	4.93	---->ACCEPTABLE
250.0	5.028E+08	7111.	4.91	---->ACCEPTABLE
255.0	5.001E+08	7071.	4.88	---->ACCEPTABLE
260.0	4.972E+08	7031.	4.85	---->ACCEPTABLE
265.0	4.939E+08	6985.	4.82	---->ACCEPTABLE
270.0	4.942E+08	6988.	4.83	---->ACCEPTABLE
275.0	4.918E+08	6955.	4.80	---->ACCEPTABLE
280.0	4.891E+08	6916.	4.78	---->ACCEPTABLE
285.0	4.860E+08	6872.	4.75	---->ACCEPTABLE
290.0	4.798E+08	6784.	4.69	---->ACCEPTABLE
295.0	4.784E+08	6765.	4.68	---->ACCEPTABLE
300.0	4.749E+08	6716.	4.65	---->ACCEPTABLE
305.0	4.725E+08	6681.	4.62	---->ACCEPTABLE
310.0	4.702E+08	6649.	4.60	---->ACCEPTABLE
315.0	4.681E+08	6619.	4.58	---->ACCEPTABLE
320.0	4.662E+08	6592.	4.57	---->ACCEPTABLE
325.0	4.644E+08	6567.	4.55	---->ACCEPTABLE
330.0	4.629E+08	6546.	4.53	---->ACCEPTABLE
335.0	4.607E+08	6514.	4.51	---->ACCEPTABLE
340.0	4.637E+08	6557.	4.54	---->ACCEPTABLE
345.0	4.630E+08	6547.	4.54	---->ACCEPTABLE
350.0	4.633E+08	6551.	4.54	---->ACCEPTABLE
355.0	4.635E+08	6555.	4.54	---->ACCEPTABLE

ACCEPTABLE! MINIMUM SAFETY FACTOR = 4.51 AT 335.0 DEGREES.

TABLE 6 Weld H6 DLL

DLL: DISTRIBUTED LIGAMENT LENGTH EVALUATION, REV. 2.11 (10/30/99)
DATE OF THIS ANALYSIS: 08/09/2005

SUMMARY OF INPUTS:

=====

Title: Limerick Unit 2 Shroud, H6 Weld
Angle increment = .1 deg. (FINE)
Membrane Stress, Pm = 675. psi
Bending Stress, Pb = 2344. psi
Safety Factor, SF = 2.77
Mean Radius, Rm = 99.38 inches
Wall Thickness, t = 2.140 inches
Stress Intensity, Sm = 14400. psi
Fluence = 1.0E+20 n/cm^2
(Thus, LEFM evaluation not applicable)

REGION	THETA1 [deg.]	THETA2 [deg.]	THICKNESS [inches]
1	5.6	5.9	1.366
2	5.9	39.4	1.436
3	50.6	129.4	1.366
4	185.6	188.7	1.366
5	188.7	194.4	1.406
6	194.4	197.8	1.366
7	197.8	201.5	1.947
8	201.5	204.9	1.366
9	204.9	206.0	1.436
10	206.0	210.3	1.366
11	210.3	219.4	1.436
12	230.6	232.4	1.366
13	232.4	234.9	1.436
14	234.9	240.7	1.366
15	240.7	245.4	1.436
16	245.4	249.2	1.366
17	249.2	253.9	1.947
18	253.9	257.7	1.366
19	257.7	260.8	1.436
20	260.8	266.2	1.366
21	266.2	274.0	1.947
22	274.0	279.4	1.366
23	279.4	309.4	1.416

LIMIT LOAD RESULTS:

=====

NOTE: THE FOLLOWING LIMIT LOAD RESULTS ASSUME THAT
THE FLAWS TAKE COMPRESSION.

ALPHA [deg]	MOMENT [in-lbs]	Pb' [psi]	SAFETY FACTOR	RESULT
0.0	2.150E+09	32381.	10.95	---->ACCEPTABLE
5.0	2.146E+09	32323.	10.93	---->ACCEPTABLE
10.0	2.138E+09	32206.	10.89	---->ACCEPTABLE

15.0	2.125E+09	31997.	10.82	---->ACCEPTABLE
20.0	2.108E+09	31741.	10.74	---->ACCEPTABLE
25.0	2.088E+09	31444.	10.64	---->ACCEPTABLE
30.0	2.066E+09	31111.	10.53	---->ACCEPTABLE
35.0	2.042E+09	30748.	10.41	---->ACCEPTABLE
40.0	2.016E+09	30362.	10.28	---->ACCEPTABLE
45.0	1.991E+09	29985.	10.16	---->ACCEPTABLE
50.0	1.970E+09	29676.	10.05	---->ACCEPTABLE
55.0	1.953E+09	29408.	9.96	---->ACCEPTABLE
60.0	1.941E+09	29234.	9.91	---->ACCEPTABLE
65.0	1.933E+09	29108.	9.87	---->ACCEPTABLE
70.0	1.926E+09	29013.	9.83	---->ACCEPTABLE
75.0	1.927E+09	29027.	9.84	---->ACCEPTABLE
80.0	1.928E+09	29037.	9.84	---->ACCEPTABLE
85.0	1.929E+09	29049.	9.85	---->ACCEPTABLE
90.0	1.931E+09	29075.	9.85	---->ACCEPTABLE
95.0	1.939E+09	29205.	9.90	---->ACCEPTABLE
100.0	1.952E+09	29398.	9.96	---->ACCEPTABLE
105.0	1.962E+09	29546.	10.01	---->ACCEPTABLE
110.0	1.974E+09	29732.	10.07	---->ACCEPTABLE
115.0	1.984E+09	29875.	10.12	---->ACCEPTABLE
120.0	1.991E+09	29981.	10.15	---->ACCEPTABLE
125.0	1.998E+09	30086.	10.19	---->ACCEPTABLE
130.0	2.002E+09	30154.	10.21	---->ACCEPTABLE
135.0	2.007E+09	30228.	10.24	---->ACCEPTABLE
140.0	2.007E+09	30231.	10.24	---->ACCEPTABLE
145.0	2.007E+09	30232.	10.24	---->ACCEPTABLE
150.0	2.008E+09	30247.	10.24	---->ACCEPTABLE
155.0	2.008E+09	30241.	10.24	---->ACCEPTABLE
160.0	2.012E+09	30297.	10.26	---->ACCEPTABLE
165.0	2.017E+09	30377.	10.29	---->ACCEPTABLE
170.0	2.022E+09	30451.	10.31	---->ACCEPTABLE
175.0	2.028E+09	30537.	10.34	---->ACCEPTABLE
180.0	2.031E+09	30584.	10.35	---->ACCEPTABLE
185.0	2.028E+09	30547.	10.34	---->ACCEPTABLE
190.0	2.022E+09	30457.	10.31	---->ACCEPTABLE
195.0	2.012E+09	30295.	10.26	---->ACCEPTABLE
200.0	1.998E+09	30096.	10.19	---->ACCEPTABLE
205.0	1.985E+09	29890.	10.12	---->ACCEPTABLE
210.0	1.968E+09	29633.	10.04	---->ACCEPTABLE
215.0	1.949E+09	29347.	9.94	---->ACCEPTABLE
220.0	1.931E+09	29086.	9.86	---->ACCEPTABLE
225.0	1.913E+09	28804.	9.76	---->ACCEPTABLE
230.0	1.897E+09	28572.	9.69	---->ACCEPTABLE
235.0	1.888E+09	28431.	9.64	---->ACCEPTABLE
240.0	1.886E+09	28410.	9.63	---->ACCEPTABLE
245.0	1.886E+09	28407.	9.63	---->ACCEPTABLE
250.0	1.893E+09	28505.	9.67	---->ACCEPTABLE
255.0	1.905E+09	28688.	9.73	---->ACCEPTABLE
260.0	1.916E+09	28859.	9.78	---->ACCEPTABLE
265.0	1.928E+09	29033.	9.84	---->ACCEPTABLE
270.0	1.945E+09	29296.	9.93	---->ACCEPTABLE
275.0	1.964E+09	29583.	10.02	---->ACCEPTABLE
280.0	1.989E+09	29950.	10.14	---->ACCEPTABLE
285.0	2.011E+09	30292.	10.26	---->ACCEPTABLE
290.0	2.030E+09	30578.	10.35	---->ACCEPTABLE
295.0	2.050E+09	30878.	10.45	---->ACCEPTABLE
300.0	2.068E+09	31149.	10.54	---->ACCEPTABLE
305.0	2.084E+09	31385.	10.62	---->ACCEPTABLE

310.0	2.097E+09	31583.	10.68	---->ACCEPTABLE
315.0	2.107E+09	31735.	10.74	---->ACCEPTABLE
320.0	2.114E+09	31839.	10.77	---->ACCEPTABLE
325.0	2.117E+09	31887.	10.79	---->ACCEPTABLE
330.0	2.123E+09	31978.	10.82	---->ACCEPTABLE
335.0	2.126E+09	32020.	10.83	---->ACCEPTABLE
340.0	2.133E+09	32123.	10.86	---->ACCEPTABLE
345.0	2.137E+09	32177.	10.88	---->ACCEPTABLE
350.0	2.144E+09	32291.	10.92	---->ACCEPTABLE
355.0	2.149E+09	32359.	10.94	---->ACCEPTABLE

ACCEPTABLE! MINIMUM SAFETY FACTOR = 9.63 AT 245.0 DEGREES.

TABLE 7 Weld H1 DLL

DLL: DISTRIBUTED LIGAMENT LENGTH EVALUATION, REV. 2.11 (10/30/99)
DATE OF THIS ANALYSIS: 08/09/2005

SUMMARY OF INPUTS:

=====

Title: Limerick Unit 2 Shroud, H1 Weld
Angle increment = .1 deg. (FINE)
Membrane Stress, Pm = 808. psi
Bending Stress, Pb = 814. psi
Safety Factor, SF = 1.39
Mean Radius, Rm = 109.00 inches
Wall Thickness, t = 2.100 inches
Stress Intensity, Sm = 14400. psi
Fluence = 1.0E+20 n/cm^2
(Thus, LEFM evaluation not applicable)

REGION	THETA1 [deg.]	THETA2 [deg.]	THICKNESS [inches]
1	12.5	13.0	.775
2	13.0	14.1	.765
3	14.1	16.4	.535
4	16.4	38.4	.405
5	51.6	55.0	.375
6	55.0	60.9	1.236
7	60.9	65.2	.375
8	65.2	78.8	.645
9	78.8	84.0	.375
10	84.0	95.8	.645
11	95.8	102.4	.375
12	102.4	103.8	.725
13	103.8	107.5	.505
14	107.5	112.1	1.156
15	112.1	115.8	.375
16	115.8	121.2	.575
17	121.2	122.0	.645
18	122.0	127.0	.375
19	127.0	134.3	1.156
20	134.3	138.4	.375
21	192.1	193.9	.375
22	193.9	196.5	1.156
23	196.5	199.2	.375
24	199.2	201.1	.645
25	201.1	203.4	1.126
26	203.4	205.8	1.126
27	205.8	208.7	1.396
28	208.7	211.0	1.126
29	211.0	213.0	1.156
30	213.0	215.1	.375
31	215.1	216.7	.645
32	216.7	217.9	.375
33	217.9	218.0	1.156
34	231.5	233.3	.375
35	233.3	236.1	1.156
36	236.1	237.9	1.126
37	237.9	241.5	.645

38	241.5	246.7	1.126
39	246.7	256.2	1.156
40	256.2	262.3	.375
41	262.3	265.6	.535
42	265.6	270.0	1.126
43	270.0	272.6	2.100
44	272.6	277.9	1.126
45	277.9	278.3	1.246
46	278.3	280.5	1.186
47	280.5	284.5	1.126
48	284.5	290.0	1.156
49	290.0	294.0	.375
50	294.0	296.3	.625
51	296.3	305.3	.375
52	305.3	308.3	.475

LIMIT LOAD RESULTS:

=====

NOTE: THE FOLLOWING LIMIT LOAD RESULTS ASSUME THAT
THE FLAWS TAKE COMPRESSION.

ALPHA [deg]	MOMENT [in-lbs]	Pb' [psi]	SAFETY FACTOR	RESULT
0.0	1.400E+09	17867.	11.51	---->ACCEPTABLE
5.0	1.383E+09	17644.	11.38	---->ACCEPTABLE
10.0	1.370E+09	17474.	11.27	---->ACCEPTABLE
15.0	1.353E+09	17262.	11.14	---->ACCEPTABLE
20.0	1.334E+09	17020.	10.99	---->ACCEPTABLE
25.0	1.317E+09	16802.	10.86	---->ACCEPTABLE
30.0	1.299E+09	16566.	10.71	---->ACCEPTABLE
35.0	1.274E+09	16255.	10.52	---->ACCEPTABLE
40.0	1.255E+09	16008.	10.37	---->ACCEPTABLE
45.0	1.228E+09	15668.	10.16	---->ACCEPTABLE
50.0	1.206E+09	15392.	9.99	---->ACCEPTABLE
55.0	1.182E+09	15084.	9.80	---->ACCEPTABLE
60.0	1.157E+09	14762.	9.60	---->ACCEPTABLE
65.0	1.136E+09	14497.	9.44	---->ACCEPTABLE
70.0	1.116E+09	14233.	9.27	---->ACCEPTABLE
75.0	1.096E+09	13979.	9.12	---->ACCEPTABLE
80.0	1.077E+09	13741.	8.97	---->ACCEPTABLE
85.0	1.066E+09	13596.	8.88	---->ACCEPTABLE
90.0	1.055E+09	13456.	8.79	---->ACCEPTABLE
95.0	1.047E+09	13359.	8.73	---->ACCEPTABLE
100.0	1.042E+09	13296.	8.70	---->ACCEPTABLE
105.0	1.035E+09	13209.	8.64	---->ACCEPTABLE
110.0	1.029E+09	13123.	8.59	---->ACCEPTABLE
115.0	1.023E+09	13048.	8.54	---->ACCEPTABLE
120.0	1.016E+09	12963.	8.49	---->ACCEPTABLE
125.0	1.009E+09	12876.	8.44	---->ACCEPTABLE
130.0	1.009E+09	12870.	8.43	---->ACCEPTABLE
135.0	1.005E+09	12822.	8.40	---->ACCEPTABLE
140.0	1.008E+09	12866.	8.43	---->ACCEPTABLE
145.0	1.014E+09	12941.	8.48	---->ACCEPTABLE
150.0	1.021E+09	13027.	8.53	---->ACCEPTABLE
155.0	1.029E+09	13128.	8.59	---->ACCEPTABLE
160.0	1.040E+09	13274.	8.68	---->ACCEPTABLE
165.0	1.048E+09	13375.	8.74	---->ACCEPTABLE

170.0	1.059E+09	13513.	8.83	---->ACCEPTABLE
175.0	1.076E+09	13732.	8.96	---->ACCEPTABLE
180.0	1.088E+09	13878.	9.05	---->ACCEPTABLE
185.0	1.103E+09	14078.	9.18	---->ACCEPTABLE
190.0	1.120E+09	14284.	9.30	---->ACCEPTABLE
195.0	1.134E+09	14472.	9.42	---->ACCEPTABLE
200.0	1.149E+09	14654.	9.53	---->ACCEPTABLE
205.0	1.162E+09	14827.	9.64	---->ACCEPTABLE
210.0	1.175E+09	14986.	9.74	---->ACCEPTABLE
215.0	1.190E+09	15184.	9.86	---->ACCEPTABLE
220.0	1.206E+09	15381.	9.98	---->ACCEPTABLE
225.0	1.223E+09	15602.	10.12	---->ACCEPTABLE
230.0	1.236E+09	15772.	10.22	---->ACCEPTABLE
235.0	1.257E+09	16038.	10.39	---->ACCEPTABLE
240.0	1.273E+09	16247.	10.51	---->ACCEPTABLE
245.0	1.291E+09	16468.	10.65	---->ACCEPTABLE
250.0	1.308E+09	16681.	10.78	---->ACCEPTABLE
255.0	1.327E+09	16933.	10.94	---->ACCEPTABLE
260.0	1.347E+09	17185.	11.09	---->ACCEPTABLE
265.0	1.363E+09	17386.	11.22	---->ACCEPTABLE
270.0	1.381E+09	17621.	11.36	---->ACCEPTABLE
275.0	1.395E+09	17799.	11.47	---->ACCEPTABLE
280.0	1.412E+09	18019.	11.61	---->ACCEPTABLE
285.0	1.425E+09	18178.	11.71	---->ACCEPTABLE
290.0	1.435E+09	18308.	11.79	---->ACCEPTABLE
295.0	1.442E+09	18399.	11.84	---->ACCEPTABLE
300.0	1.447E+09	18456.	11.88	---->ACCEPTABLE
305.0	1.454E+09	18546.	11.93	---->ACCEPTABLE
310.0	1.457E+09	18591.	11.96	---->ACCEPTABLE
315.0	1.460E+09	18628.	11.98	---->ACCEPTABLE
320.0	1.462E+09	18650.	12.00	---->ACCEPTABLE
325.0	1.461E+09	18637.	11.99	---->ACCEPTABLE
330.0	1.457E+09	18591.	11.96	---->ACCEPTABLE
335.0	1.454E+09	18550.	11.93	---->ACCEPTABLE
340.0	1.447E+09	18465.	11.88	---->ACCEPTABLE
345.0	1.439E+09	18355.	11.81	---->ACCEPTABLE
350.0	1.424E+09	18164.	11.70	---->ACCEPTABLE
355.0	1.411E+09	17997.	11.59	---->ACCEPTABLE

ACCEPTABLE! MINIMUM SAFETY FACTOR = 8.40 AT 135.0 DEGREES.

TABLE 8 Weld H2 DLL

DLL: DISTRIBUTED LIGAMENT LENGTH EVALUATION, REV. 2.11 (10/30/99)
DATE OF THIS ANALYSIS: 08/09/2005

SUMMARY OF INPUTS:

=====

Title: Limerick Unit 2 Shroud, H2 Weld
Angle increment = .1 deg. (FINE)
Membrane Stress, Pm = 808. psi
Bending Stress, Pb = 1090. psi
Safety Factor, SF = 1.39
Mean Radius, Rm = 109.00 inches
Wall Thickness, t = 2.100 inches
Stress Intensity, Sm = 14400. psi
Fluence = 1.0E+20 n/cm^2
(Thus, LEFM evaluation not applicable)

REGION	THETA1 [deg.]	THETA2 [deg.]	THICKNESS [inches]
1	12.5	14.8	1.294
2	14.8	16.1	1.294
3	16.1	22.6	1.084
4	22.6	27.8	1.294
5	32.1	36.9	1.294
6	36.9	37.9	1.294
7	37.9	38.5	1.294
8	51.6	52.6	1.294
9	52.6	56.2	1.294
10	56.2	60.0	1.294
11	63.2	68.2	1.294
12	68.2	73.2	1.294
13	73.2	88.4	1.294
14	88.4	96.5	1.204
15	96.5	112.1	.591
16	112.1	120.9	1.204
17	120.9	134.4	.591
18	134.4	138.4	1.294
19	192.1	196.5	1.294
20	196.5	200.8	1.234
21	200.8	210.7	1.294
22	231.3	238.0	.591
23	242.2	253.8	.591
24	253.8	259.7	.591
25	259.7	262.6	.591
26	262.6	266.1	1.294
27	274.1	282.8	1.294
28	282.8	285.2	1.294
29	285.2	287.6	1.294

LIMIT LOAD RESULTS:

=====

NOTE: THE FOLLOWING LIMIT LOAD RESULTS ASSUME THAT
THE FLAWS TAKE COMPRESSION.

ALPHA	MOMENT	Pb'	SAFETY
-------	--------	-----	--------

[deg]	[in-lbs]	[psi]	FACTOR	RESULT
----	-----	-----	-----	-----
.0	9.922E+08	12659.	7.10	---->ACCEPTABLE
5.0	9.856E+08	12575.	7.05	---->ACCEPTABLE
10.0	9.895E+08	12624.	7.08	---->ACCEPTABLE
15.0	9.937E+08	12677.	7.10	---->ACCEPTABLE
20.0	9.956E+08	12701.	7.12	---->ACCEPTABLE
25.0	1.010E+09	12881.	7.21	---->ACCEPTABLE
30.0	1.020E+09	13011.	7.28	---->ACCEPTABLE
35.0	1.033E+09	13177.	7.37	---->ACCEPTABLE
40.0	1.048E+09	13371.	7.47	---->ACCEPTABLE
45.0	1.065E+09	13581.	7.58	---->ACCEPTABLE
50.0	1.082E+09	13810.	7.70	---->ACCEPTABLE
55.0	1.104E+09	14087.	7.85	---->ACCEPTABLE
60.0	1.126E+09	14362.	7.99	---->ACCEPTABLE
65.0	1.150E+09	14671.	8.16	---->ACCEPTABLE
70.0	1.179E+09	15041.	8.35	---->ACCEPTABLE
75.0	1.209E+09	15420.	8.55	---->ACCEPTABLE
80.0	1.248E+09	15917.	8.81	---->ACCEPTABLE
85.0	1.289E+09	16440.	9.09	---->ACCEPTABLE
90.0	1.329E+09	16951.	9.36	---->ACCEPTABLE
95.0	1.370E+09	17476.	9.63	---->ACCEPTABLE
100.0	1.409E+09	17980.	9.90	---->ACCEPTABLE
105.0	1.447E+09	18461.	10.15	---->ACCEPTABLE
110.0	1.484E+09	18936.	10.40	---->ACCEPTABLE
115.0	1.519E+09	19374.	10.63	---->ACCEPTABLE
120.0	1.549E+09	19766.	10.84	---->ACCEPTABLE
125.0	1.577E+09	20114.	11.02	---->ACCEPTABLE
130.0	1.604E+09	20459.	11.20	---->ACCEPTABLE
135.0	1.625E+09	20737.	11.35	---->ACCEPTABLE
140.0	1.651E+09	21062.	11.52	---->ACCEPTABLE
145.0	1.675E+09	21372.	11.69	---->ACCEPTABLE
150.0	1.694E+09	21617.	11.81	---->ACCEPTABLE
155.0	1.716E+09	21897.	11.96	---->ACCEPTABLE
160.0	1.735E+09	22134.	12.09	---->ACCEPTABLE
165.0	1.755E+09	22389.	12.22	---->ACCEPTABLE
170.0	1.767E+09	22548.	12.31	---->ACCEPTABLE
175.0	1.775E+09	22641.	12.35	---->ACCEPTABLE
180.0	1.779E+09	22699.	12.39	---->ACCEPTABLE
185.0	1.781E+09	22724.	12.40	---->ACCEPTABLE
190.0	1.776E+09	22654.	12.36	---->ACCEPTABLE
195.0	1.766E+09	22534.	12.30	---->ACCEPTABLE
200.0	1.753E+09	22365.	12.21	---->ACCEPTABLE
205.0	1.736E+09	22153.	12.10	---->ACCEPTABLE
210.0	1.717E+09	21906.	11.97	---->ACCEPTABLE
215.0	1.698E+09	21658.	11.84	---->ACCEPTABLE
220.0	1.672E+09	21336.	11.67	---->ACCEPTABLE
225.0	1.646E+09	21005.	11.49	---->ACCEPTABLE
230.0	1.616E+09	20614.	11.29	---->ACCEPTABLE
235.0	1.589E+09	20273.	11.11	---->ACCEPTABLE
240.0	1.561E+09	19919.	10.92	---->ACCEPTABLE
245.0	1.531E+09	19533.	10.72	---->ACCEPTABLE
250.0	1.503E+09	19175.	10.53	---->ACCEPTABLE
255.0	1.471E+09	18765.	10.31	---->ACCEPTABLE
260.0	1.442E+09	18401.	10.12	---->ACCEPTABLE
265.0	1.415E+09	18048.	9.93	---->ACCEPTABLE
270.0	1.385E+09	17675.	9.74	---->ACCEPTABLE
275.0	1.355E+09	17292.	9.54	---->ACCEPTABLE
280.0	1.329E+09	16950.	9.36	---->ACCEPTABLE

285.0	1.298E+09	16562.	9.15	----->ACCEPTABLE
290.0	1.266E+09	16156.	8.94	----->ACCEPTABLE
295.0	1.234E+09	15743.	8.72	----->ACCEPTABLE
300.0	1.203E+09	15341.	8.51	----->ACCEPTABLE
305.0	1.174E+09	14981.	8.32	----->ACCEPTABLE
310.0	1.143E+09	14586.	8.11	----->ACCEPTABLE
315.0	1.115E+09	14226.	7.92	----->ACCEPTABLE
320.0	1.094E+09	13956.	7.78	----->ACCEPTABLE
325.0	1.069E+09	13633.	7.61	----->ACCEPTABLE
330.0	1.053E+09	13436.	7.50	----->ACCEPTABLE
335.0	1.036E+09	13220.	7.39	----->ACCEPTABLE
340.0	1.027E+09	13105.	7.33	----->ACCEPTABLE
345.0	1.017E+09	12971.	7.26	----->ACCEPTABLE
350.0	1.004E+09	12813.	7.18	----->ACCEPTABLE
355.0	9.971E+08	12721.	7.13	----->ACCEPTABLE

ACCEPTABLE! MINIMUM SAFETY FACTOR = 7.05 AT 5.0 DEGREES.

TABLE 9 Weld H3 DLL

DLL: DISTRIBUTED LIGAMENT LENGTH EVALUATION, REV. 2.11 (10/30/99)
DATE OF THIS ANALYSIS: 08/09/2005

SUMMARY OF INPUTS:

=====

Title: Limerick Unit 2 Shroud, H3 Weld
Angle increment = .1 deg. (FINE)
Membrane Stress, Pm = 859. psi
Bending Stress, Pb = 1259. psi
Safety Factor, SF = 1.39
Mean Radius, Rm = 102.56 inches
Wall Thickness, t = 2.140 inches
Stress Intensity, Sm = 14400. psi
Fluence = 1.0E+20 n/cm^2
(Thus, LEFM evaluation not applicable)

REGION	THETA1 [deg.]	THETA2 [deg.]	THICKNESS [inches]
-----	-----	-----	-----
1	2.7	3.2	.327
2	3.2	3.7	.327
3	3.7	13.4	.167
4	13.4	15.4	.067
5	15.4	18.1	.067
6	18.1	19.5	.237
7	19.5	21.5	.167
8	26.5	26.7	.067
9	26.7	33.0	.912
10	33.0	36.6	.067
11	47.7	52.5	.137
12	52.5	61.1	.982
13	61.1	63.5	.287
14	68.5	70.4	.407
15	70.4	73.1	.457
16	73.1	79.3	.397
17	79.3	80.9	.417
18	80.9	83.3	.287
19	83.3	85.3	1.252
20	85.3	87.7	.407
21	87.7	88.3	.527
22	88.3	92.3	.367
23	92.3	94.0	1.212
24	96.4	101.8	.387
25	101.8	102.0	.477
26	102.0	104.4	.437
27	104.4	111.5	.407
28	116.5	117.8	.457
29	117.8	121.3	.067
30	121.7	124.4	.912
31	124.4	126.6	.437
32	182.7	183.9	.067
33	183.9	185.4	.912
34	185.4	186.7	.467
35	186.7	200.5	.107
36	206.5	212.1	.267
37	212.1	213.4	.537

38	213.4	216.6	.497
39	227.7	228.9	.067
40	228.9	243.5	.067
41	248.5	249.7	.237
42	249.7	256.5	.357
43	256.5	262.9	.177
44	262.9	269.5	.187
45	269.5	274.7	.067
46	274.7	278.3	.567
47	278.3	282.2	.217
48	282.2	286.1	.617
49	286.1	288.3	.467
50	288.3	289.6	1.012
51	289.6	291.6	.167
52	296.5	298.5	.257
53	298.5	300.9	.137
54	300.9	302.5	1.312
55	302.5	304.9	.067
56	304.9	306.5	.187
57	306.5	306.6	.067

LIMIT LOAD RESULTS:

=====

NOTE: THE FOLLOWING LIMIT LOAD RESULTS ASSUME THAT
THE FLAWS TAKE COMPRESSION.

ALPHA [deg]	MOMENT [in-lbs]	Pb' [psi]	SAFETY FACTOR	RESULT
----	-----	-----	-----	-----
.0	2.956E+08	4180.	2.38	---->ACCEPTABLE
5.0	3.011E+08	4259.	2.42	---->ACCEPTABLE
10.0	3.083E+08	4359.	2.46	---->ACCEPTABLE
15.0	3.122E+08	4415.	2.49	---->ACCEPTABLE
20.0	3.213E+08	4544.	2.55	---->ACCEPTABLE
25.0	3.295E+08	4659.	2.61	---->ACCEPTABLE
30.0	3.369E+08	4763.	2.65	---->ACCEPTABLE
35.0	3.483E+08	4925.	2.73	---->ACCEPTABLE
40.0	3.559E+08	5032.	2.78	---->ACCEPTABLE
45.0	3.672E+08	5192.	2.86	---->ACCEPTABLE
50.0	3.784E+08	5350.	2.93	---->ACCEPTABLE
55.0	3.893E+08	5505.	3.00	---->ACCEPTABLE
60.0	4.003E+08	5661.	3.08	---->ACCEPTABLE
65.0	4.115E+08	5819.	3.15	---->ACCEPTABLE
70.0	4.227E+08	5977.	3.23	---->ACCEPTABLE
75.0	4.338E+08	6135.	3.30	---->ACCEPTABLE
80.0	4.448E+08	6289.	3.38	---->ACCEPTABLE
85.0	4.547E+08	6430.	3.44	---->ACCEPTABLE
90.0	4.660E+08	6590.	3.52	---->ACCEPTABLE
95.0	4.769E+08	6743.	3.59	---->ACCEPTABLE
100.0	4.864E+08	6878.	3.65	---->ACCEPTABLE
105.0	4.947E+08	6995.	3.71	---->ACCEPTABLE
110.0	5.002E+08	7073.	3.74	---->ACCEPTABLE
115.0	5.112E+08	7229.	3.82	---->ACCEPTABLE
120.0	5.157E+08	7292.	3.85	---->ACCEPTABLE
125.0	5.236E+08	7404.	3.90	---->ACCEPTABLE
130.0	5.296E+08	7489.	3.94	---->ACCEPTABLE
135.0	5.304E+08	7501.	3.95	---->ACCEPTABLE
140.0	5.372E+08	7597.	3.99	---->ACCEPTABLE

145.0	5.372E+08	7597.	3.99	---->ACCEPTABLE
150.0	5.398E+08	7633.	4.01	---->ACCEPTABLE
155.0	5.408E+08	7648.	4.02	---->ACCEPTABLE
160.0	5.414E+08	7655.	4.02	---->ACCEPTABLE
165.0	5.377E+08	7604.	4.00	---->ACCEPTABLE
170.0	5.369E+08	7592.	3.99	---->ACCEPTABLE
175.0	5.320E+08	7524.	3.96	---->ACCEPTABLE
180.0	5.279E+08	7465.	3.93	---->ACCEPTABLE
185.0	5.244E+08	7416.	3.91	---->ACCEPTABLE
190.0	5.192E+08	7341.	3.87	---->ACCEPTABLE
195.0	5.114E+08	7232.	3.82	---->ACCEPTABLE
200.0	5.028E+08	7111.	3.76	---->ACCEPTABLE
205.0	4.955E+08	7008.	3.71	---->ACCEPTABLE
210.0	4.876E+08	6895.	3.66	---->ACCEPTABLE
215.0	4.760E+08	6732.	3.58	---->ACCEPTABLE
220.0	4.686E+08	6626.	3.53	---->ACCEPTABLE
225.0	4.578E+08	6474.	3.46	---->ACCEPTABLE
230.0	4.469E+08	6320.	3.39	---->ACCEPTABLE
235.0	4.360E+08	6166.	3.32	---->ACCEPTABLE
240.0	4.250E+08	6009.	3.24	---->ACCEPTABLE
245.0	4.138E+08	5851.	3.17	---->ACCEPTABLE
250.0	4.026E+08	5693.	3.09	---->ACCEPTABLE
255.0	3.915E+08	5536.	3.02	---->ACCEPTABLE
260.0	3.805E+08	5381.	2.95	---->ACCEPTABLE
265.0	3.702E+08	5235.	2.88	---->ACCEPTABLE
270.0	3.595E+08	5084.	2.81	---->ACCEPTABLE
275.0	3.502E+08	4952.	2.74	---->ACCEPTABLE
280.0	3.399E+08	4807.	2.68	---->ACCEPTABLE
285.0	3.290E+08	4652.	2.60	---->ACCEPTABLE
290.0	3.238E+08	4579.	2.57	---->ACCEPTABLE
295.0	3.167E+08	4478.	2.52	---->ACCEPTABLE
300.0	3.097E+08	4380.	2.47	---->ACCEPTABLE
305.0	3.037E+08	4294.	2.43	---->ACCEPTABLE
310.0	2.960E+08	4185.	2.38	---->ACCEPTABLE
315.0	2.911E+08	4116.	2.35	---->ACCEPTABLE
320.0	2.880E+08	4073.	2.33	---->ACCEPTABLE
325.0	2.877E+08	4068.	2.33	---->ACCEPTABLE
330.0	2.845E+08	4022.	2.30	---->ACCEPTABLE
335.0	2.860E+08	4044.	2.31	---->ACCEPTABLE
340.0	2.856E+08	4039.	2.31	---->ACCEPTABLE
345.0	2.845E+08	4024.	2.31	---->ACCEPTABLE
350.0	2.869E+08	4057.	2.32	---->ACCEPTABLE
355.0	2.928E+08	4141.	2.36	---->ACCEPTABLE

ACCEPTABLE! MINIMUM SAFETY FACTOR = 2.30 AT 330.0 DEGREES.

TABLE 10 Weld H4 DLL

DLL: DISTRIBUTED LIGAMENT LENGTH EVALUATION, REV. 2.11 (10/30/99)
DATE OF THIS ANALYSIS: 08/09/2005

SUMMARY OF INPUTS:

=====

Title: Limerick Unit 2 Shroud, H4 Weld
Angle increment = .1 deg. (FINE)
Membrane Stress, Pm = 859. psi
Bending Stress, Pb = 1986. psi
Safety Factor, SF = 1.39
Mean Radius, Rm = 102.56 inches
Wall Thickness, t = 2.140 inches
Stress Intensity, Sm = 14400. psi
Fluence = 1.0E+20 n/cm^2
(Thus, LEFM evaluation not applicable)

REGION	THETA1 [deg.]	THETA2 [deg.]	THICKNESS [inches]
-----	-----	-----	-----
1	5.6	6.4	1.012
2	6.4	11.4	1.012
3	11.4	12.5	1.012
4	77.5	88.6	1.182
5	88.6	91.3	1.222
6	91.3	94.3	1.202
7	94.3	98.6	1.222
8	98.6	102.5	1.082
9	185.6	192.5	1.012
10	257.5	282.5	1.012

LIMIT LOAD RESULTS:

=====

NOTE: THE FOLLOWING LIMIT LOAD RESULTS ASSUME THAT
THE FLAWS TAKE COMPRESSION.

ALPHA [deg]	MOMENT [in-lbs]	Pb' [psi]	SAFETY FACTOR	RESULT
-----	-----	-----	-----	-----
.0	3.921E+08	5544.	2.25	---->ACCEPTABLE
5.0	3.933E+08	5561.	2.26	---->ACCEPTABLE
10.0	3.934E+08	5564.	2.26	---->ACCEPTABLE
15.0	3.934E+08	5563.	2.26	---->ACCEPTABLE
20.0	3.932E+08	5561.	2.26	---->ACCEPTABLE
25.0	3.935E+08	5565.	2.26	---->ACCEPTABLE
30.0	3.940E+08	5572.	2.26	---->ACCEPTABLE
35.0	3.956E+08	5595.	2.27	---->ACCEPTABLE
40.0	3.974E+08	5620.	2.28	---->ACCEPTABLE
45.0	3.994E+08	5648.	2.29	---->ACCEPTABLE
50.0	4.016E+08	5679.	2.30	---->ACCEPTABLE
55.0	4.039E+08	5711.	2.31	---->ACCEPTABLE
60.0	4.064E+08	5746.	2.32	---->ACCEPTABLE
65.0	4.089E+08	5783.	2.33	---->ACCEPTABLE
70.0	4.116E+08	5821.	2.35	---->ACCEPTABLE
75.0	4.144E+08	5860.	2.36	---->ACCEPTABLE
80.0	4.172E+08	5900.	2.38	---->ACCEPTABLE

85.0	4.194E+08	5931.	2.39	---->ACCEPTABLE
90.0	4.251E+08	6011.	2.41	---->ACCEPTABLE
95.0	4.288E+08	6063.	2.43	---->ACCEPTABLE
100.0	4.317E+08	6105.	2.45	---->ACCEPTABLE
105.0	4.343E+08	6141.	2.46	---->ACCEPTABLE
110.0	4.377E+08	6190.	2.48	---->ACCEPTABLE
115.0	4.378E+08	6191.	2.48	---->ACCEPTABLE
120.0	4.396E+08	6216.	2.49	---->ACCEPTABLE
125.0	4.420E+08	6250.	2.50	---->ACCEPTABLE
130.0	4.443E+08	6282.	2.51	---->ACCEPTABLE
135.0	4.464E+08	6312.	2.52	---->ACCEPTABLE
140.0	4.483E+08	6340.	2.53	---->ACCEPTABLE
145.0	4.500E+08	6364.	2.54	---->ACCEPTABLE
150.0	4.516E+08	6386.	2.55	---->ACCEPTABLE
155.0	4.537E+08	6415.	2.56	---->ACCEPTABLE
160.0	4.573E+08	6467.	2.58	---->ACCEPTABLE
165.0	4.570E+08	6462.	2.57	---->ACCEPTABLE
170.0	4.563E+08	6453.	2.57	---->ACCEPTABLE
175.0	4.594E+08	6496.	2.59	---->ACCEPTABLE
180.0	4.591E+08	6492.	2.58	---->ACCEPTABLE
185.0	4.593E+08	6495.	2.58	---->ACCEPTABLE
190.0	4.562E+08	6451.	2.57	---->ACCEPTABLE
195.0	4.567E+08	6459.	2.57	---->ACCEPTABLE
200.0	4.570E+08	6463.	2.57	---->ACCEPTABLE
205.0	4.533E+08	6410.	2.56	---->ACCEPTABLE
210.0	4.512E+08	6380.	2.54	---->ACCEPTABLE
215.0	4.496E+08	6357.	2.54	---->ACCEPTABLE
220.0	4.478E+08	6332.	2.53	---->ACCEPTABLE
225.0	4.458E+08	6304.	2.52	---->ACCEPTABLE
230.0	4.436E+08	6273.	2.51	---->ACCEPTABLE
235.0	4.413E+08	6241.	2.50	---->ACCEPTABLE
240.0	4.388E+08	6206.	2.48	---->ACCEPTABLE
245.0	4.363E+08	6169.	2.47	---->ACCEPTABLE
250.0	4.336E+08	6131.	2.46	---->ACCEPTABLE
255.0	4.308E+08	6092.	2.44	---->ACCEPTABLE
260.0	4.280E+08	6052.	2.43	---->ACCEPTABLE
265.0	4.244E+08	6001.	2.41	---->ACCEPTABLE
270.0	4.242E+08	5999.	2.41	---->ACCEPTABLE
275.0	4.221E+08	5969.	2.40	---->ACCEPTABLE
280.0	4.194E+08	5931.	2.39	---->ACCEPTABLE
285.0	4.163E+08	5886.	2.37	---->ACCEPTABLE
290.0	4.142E+08	5857.	2.36	---->ACCEPTABLE
295.0	4.090E+08	5783.	2.33	---->ACCEPTABLE
300.0	4.056E+08	5736.	2.32	---->ACCEPTABLE
305.0	4.032E+08	5702.	2.31	---->ACCEPTABLE
310.0	4.009E+08	5669.	2.29	---->ACCEPTABLE
315.0	3.988E+08	5640.	2.28	---->ACCEPTABLE
320.0	3.969E+08	5612.	2.27	---->ACCEPTABLE
325.0	3.951E+08	5588.	2.27	---->ACCEPTABLE
330.0	3.936E+08	5566.	2.26	---->ACCEPTABLE
335.0	3.932E+08	5561.	2.26	---->ACCEPTABLE
340.0	3.917E+08	5539.	2.25	---->ACCEPTABLE
345.0	3.908E+08	5526.	2.24	---->ACCEPTABLE
350.0	3.946E+08	5580.	2.26	---->ACCEPTABLE
355.0	3.904E+08	5521.	2.24	---->ACCEPTABLE

ACCEPTABLE! MINIMUM SAFETY FACTOR = 2.24 AT 355.0 DEGREES.

TABLE 11 Weld H6 DLL

DLL: DISTRIBUTED LIGAMENT LENGTH EVALUATION, REV. 2.11 (10/30/99)
DATE OF THIS ANALYSIS: 08/09/2005

SUMMARY OF INPUTS:

=====

Title: Limerick Unit 2 Shroud, H6 Weld
Angle increment = .1 deg. (FINE)
Membrane Stress, Pm = 1203. psi
Bending Stress, Pb = 4037. psi
Safety Factor, SF = 1.39
Mean Radius, Rm = 99.38 inches
Wall Thickness, t = 2.140 inches
Stress Intensity, Sm = 14400. psi
Fluence = 1.0E+20 n/cm^2
(Thus, LEFM evaluation not applicable)

REGION	THETA1 [deg.]	THETA2 [deg.]	THICKNESS [inches]
-----	-----	-----	-----
1	5.6	5.9	1.366
2	5.9	39.4	1.436
3	50.6	129.4	1.366
4	185.6	188.7	1.366
5	188.7	194.4	1.406
6	194.4	197.8	1.366
7	197.8	201.5	1.947
8	201.5	204.9	1.366
9	204.9	206.0	1.436
10	206.0	210.3	1.366
11	210.3	219.4	1.436
12	230.6	232.4	1.366
13	232.4	234.9	1.436
14	234.9	240.7	1.366
15	240.7	245.4	1.436
16	245.4	249.2	1.366
17	249.2	253.9	1.947
18	253.9	257.7	1.366
19	257.7	260.8	1.436
20	260.8	266.2	1.366
21	266.2	274.0	1.947
22	274.0	279.4	1.366
23	279.4	309.4	1.416

LIMIT LOAD RESULTS:

=====

NOTE: THE FOLLOWING LIMIT LOAD RESULTS ASSUME THAT
THE FLAWS TAKE COMPRESSION.

ALPHA [deg]	MOMENT [in-lbs]	Pb' [psi]	SAFETY FACTOR	RESULT
-----	-----	-----	-----	-----
.0	2.101E+09	31649.	6.27	---->ACCEPTABLE
5.0	2.098E+09	31591.	6.26	---->ACCEPTABLE
10.0	2.090E+09	31472.	6.24	---->ACCEPTABLE
15.0	2.077E+09	31280.	6.20	---->ACCEPTABLE

20.0	2.061E+09	31041.	6.15	---->ACCEPTABLE
25.0	2.042E+09	30761.	6.10	---->ACCEPTABLE
30.0	2.022E+09	30446.	6.04	---->ACCEPTABLE
35.0	1.999E+09	30101.	5.97	---->ACCEPTABLE
40.0	1.974E+09	29732.	5.90	---->ACCEPTABLE
45.0	1.951E+09	29387.	5.84	---->ACCEPTABLE
50.0	1.928E+09	29035.	5.77	---->ACCEPTABLE
55.0	1.913E+09	28813.	5.73	---->ACCEPTABLE
60.0	1.898E+09	28589.	5.69	---->ACCEPTABLE
65.0	1.890E+09	28464.	5.66	---->ACCEPTABLE
70.0	1.886E+09	28408.	5.65	---->ACCEPTABLE
75.0	1.884E+09	28375.	5.64	---->ACCEPTABLE
80.0	1.887E+09	28423.	5.65	---->ACCEPTABLE
85.0	1.889E+09	28446.	5.66	---->ACCEPTABLE
90.0	1.893E+09	28507.	5.67	---->ACCEPTABLE
95.0	1.902E+09	28641.	5.70	---->ACCEPTABLE
100.0	1.911E+09	28777.	5.72	---->ACCEPTABLE
105.0	1.921E+09	28933.	5.75	---->ACCEPTABLE
110.0	1.932E+09	29093.	5.78	---->ACCEPTABLE
115.0	1.939E+09	29198.	5.80	---->ACCEPTABLE
120.0	1.947E+09	29318.	5.82	---->ACCEPTABLE
125.0	1.953E+09	29415.	5.84	---->ACCEPTABLE
130.0	1.955E+09	29442.	5.85	---->ACCEPTABLE
135.0	1.959E+09	29497.	5.86	---->ACCEPTABLE
140.0	1.958E+09	29484.	5.86	---->ACCEPTABLE
145.0	1.955E+09	29436.	5.85	---->ACCEPTABLE
150.0	1.956E+09	29451.	5.85	---->ACCEPTABLE
155.0	1.959E+09	29505.	5.86	---->ACCEPTABLE
160.0	1.962E+09	29556.	5.87	---->ACCEPTABLE
165.0	1.968E+09	29636.	5.89	---->ACCEPTABLE
170.0	1.973E+09	29708.	5.90	---->ACCEPTABLE
175.0	1.977E+09	29780.	5.91	---->ACCEPTABLE
180.0	1.980E+09	29824.	5.92	---->ACCEPTABLE
185.0	1.979E+09	29805.	5.92	---->ACCEPTABLE
190.0	1.972E+09	29695.	5.90	---->ACCEPTABLE
195.0	1.962E+09	29555.	5.87	---->ACCEPTABLE
200.0	1.953E+09	29407.	5.84	---->ACCEPTABLE
205.0	1.938E+09	29183.	5.80	---->ACCEPTABLE
210.0	1.921E+09	28931.	5.75	---->ACCEPTABLE
215.0	1.906E+09	28703.	5.71	---->ACCEPTABLE
220.0	1.888E+09	28440.	5.66	---->ACCEPTABLE
225.0	1.872E+09	28191.	5.61	---->ACCEPTABLE
230.0	1.857E+09	27971.	5.57	---->ACCEPTABLE
235.0	1.847E+09	27822.	5.54	---->ACCEPTABLE
240.0	1.846E+09	27805.	5.54	---->ACCEPTABLE
245.0	1.846E+09	27796.	5.53	---->ACCEPTABLE
250.0	1.852E+09	27894.	5.55	---->ACCEPTABLE
255.0	1.863E+09	28059.	5.58	---->ACCEPTABLE
260.0	1.877E+09	28275.	5.63	---->ACCEPTABLE
265.0	1.890E+09	28461.	5.66	---->ACCEPTABLE
270.0	1.904E+09	28680.	5.70	---->ACCEPTABLE
275.0	1.926E+09	29011.	5.77	---->ACCEPTABLE
280.0	1.948E+09	29337.	5.83	---->ACCEPTABLE
285.0	1.969E+09	29660.	5.89	---->ACCEPTABLE
290.0	1.990E+09	29966.	5.95	---->ACCEPTABLE
295.0	2.008E+09	30249.	6.00	---->ACCEPTABLE
300.0	2.025E+09	30503.	6.05	---->ACCEPTABLE
305.0	2.040E+09	30724.	6.09	---->ACCEPTABLE
310.0	2.049E+09	30862.	6.12	---->ACCEPTABLE

315.0	2.058E+09	30998.	6.15	---->ACCEPTABLE
320.0	2.064E+09	31086.	6.16	---->ACCEPTABLE
325.0	2.069E+09	31162.	6.18	---->ACCEPTABLE
330.0	2.072E+09	31198.	6.18	---->ACCEPTABLE
335.0	2.078E+09	31296.	6.20	---->ACCEPTABLE
340.0	2.081E+09	31344.	6.21	---->ACCEPTABLE
345.0	2.089E+09	31454.	6.23	---->ACCEPTABLE
350.0	2.092E+09	31514.	6.24	---->ACCEPTABLE
355.0	2.099E+09	31614.	6.26	---->ACCEPTABLE

ACCEPTABLE! MINIMUM SAFETY FACTOR = 5.53 AT 245.0 DEGREES.

Table 12 Limit Load Safety Factors

Weld ID	Normal and Upset (2.77 Required)	Emergency and Faulted (1.39 Required)
H1	17.16	8.40
H2	13.95	7.05
H3	4.81	2.30
H4	4.51	2.24
H6	9.63	5.53

ATTACHMENT 1
WELD H1 INSPECTION RESULTS



GE Nuclear Energy

Exelon
Limerick - Unit 2 Shroud UT Project - MJDOR March 2005

Preliminary

Shroud Weld H1 Indication Data (Lower Side)

Total Scan Length Examined (Deg.)	219.40	Thickness (in)	2.10
Total Scan Length Examined (in)	421.22	Circumference (in)	691.15
Percentage of Weld Length Examined	60.9%	Inches per Degree	1.92
Percentage of Examined Weld Length Flawed	Note ³		
Percentage of Total Weld Length Flawed	Note ³		
Total Flawed Length (Deg.)	Note ³		
Total Flawed Length (in)	Note ³		

Ind. No.	Start Deg.	End Deg.	Length Deg.	Length in	Multiple Scans	Depth Max.in	Depth Pos.Deg.	Percent Thruwall	Side of Weld ²	Initiating Surface	Length Angle	Depth Angle
1 ¹	11.1°	12.8°	1.7°	3.26	N	0.23	12.3°	45.0%	Lower	Inside	45s/80RL	60RL
2	12.9°	14.4°	1.5°	2.88	N	<0.21	N/A	<10%	Lower	Inside	45s	60RL
3 ¹	11.1°	11.2°	0.1°	0.19	N	<0.21	N/A	<10%	Lower	Outside	80RL	60RL
4	13.1°	13.8°	0.7°	1.34	N	<0.30	N/A	<14.3%	Lower	Outside	45s	60RL
5	14.8°	16.1°	1.3°	2.90	N	<0.30	N/A	<14.3%	Lower	Outside	45s	60RL
6	16.3°	18.2°	1.9°	3.65	N	0.33	18.0°	15.7%	Lower	Outside	45s	60RL
7	19.0°	19.9°	0.9°	1.73	N	0.37	19.4°	17.6%	Lower	Outside	45s	60RL
8	20.5°	21.1°	0.6°	1.15	N	<0.30	N/A	<14.3%	Lower	Outside	45s	60RL
9	21.7°	22.6°	0.9°	1.73	N	<0.30	N/A	<14.3%	Lower	Outside	45s	60RL
10	15.2°	16.2°	1.0°	1.92	N	0.44	15.6°	21.0%	Lower	Inside	45s	60RL
11 ¹	19.1°	39.9°	20.8°	39.93	Y	0.45	21.5°	21.4%	Lower	Inside	45s	60RL
12	24.8°	25.7°	0.9°	1.73	N	0.30	25.4°	14.3%	Lower	Outside	45s	60RL
13	26.3°	27.6°	1.3°	2.50	N	<0.30	N/A	<14.3%	Lower	Outside	45s	60RL
14	34.3°	34.8°	0.5°	0.96	N	<0.30	N/A	<14.3%	Lower	Outside	45s	60RL
15	55.5°	55.9°	0.4°	0.77	N	0.35	58.5°	16.7%	Lower	Outside	45s	60RL
16	58.0°	59.1°	3.1°	5.95	N	0.32	58.5°	15.2%	Lower	Outside	45s	60RL
17	65.4°	67.9°	2.5°	4.80	N	<0.21	N/A	<10%	Lower	Inside	45s	60RL
18	68.5°	69.2°	0.7°	1.34	N	<0.21	N/A	<10%	Lower	Inside	45s	60RL
19	69.2°	70.0°	0.8°	1.54	N	<0.21	N/A	<10%	Lower	Inside	45s	60RL
20	72.2°	72.7°	0.5°	0.96	N	<0.21	N/A	<10%	Lower	Inside	45s	60RL
21	75.2°	78.6°	3.4°	6.53	N	<0.21	N/A	<10%	Lower	Inside	45s	60RL
22	76.5°	79.8°	3.3°	6.34	N	0.30	79.0°	14.3%	Lower	Outside	45s	60RL
23	84.2°	84.7°	0.5°	0.96	N	<0.21	N/A	<10%	Lower	Inside	45s	60RL
24	86.5°	87.4°	0.9°	1.73	N	<0.30	N/A	<14.3%	Lower	Outside	45s	60RL
25	87.3°	88.2°	0.9°	1.73	N	<0.21	N/A	<10%	Lower	Inside	45s	60RL
26	87.6°	91.3°	3.7°	7.10	Y	0.35	88.3°	16.7%	Lower	Outside	45s	60RL
27	91.5°	93.9°	2.4°	4.61	N	<0.21	N/A	<10%	Lower	Inside	45s	60RL
28	92.8°	94.7°	1.9°	3.65	N	0.36	93.7°	17.1%	Lower	Outside	45s	60RL
29	98.3°	99.1°	0.8°	1.54	N	<0.30	N/A	<14.3%	Lower	Outside	45s	60RL
30	99.3°	100.7°	1.4°	2.69	N	0.37	100.1°	17.5%	Lower	Outside	45s	60RL
31	102.6°	103.6°	1.0°	1.92	N	<0.21	N/A	<10%	Lower	Inside	45s	60RL
32	101.8°	102.3°	0.5°	0.96	N	<0.30	N/A	<14.3%	Lower	Outside	45s	60RL
33	104.0°	106.3°	2.3°	4.42	N	<0.30	N/A	<14.3%	Lower	Outside	45s	60RL
34	107.6°	111.2°	3.6°	6.91	N	0.32	109.7°	15.2%	Lower	Outside	45s	60RL
35	111.3°	127.9°	16.6°	31.87	Y	0.45	124.5°	21.4%	Lower	Outside	45s	60RL
36	116.0°	120.1°	4.1°	7.87	N	0.28	119.6°	13.3%	Lower	Inside	45s	60RL
37	121.3°	121.8°	0.5°	0.96	N	<0.21	N/A	<10%	Lower	Inside	45s	60RL
38 ¹	128.6°	129.9°	1.3°	2.50	N	0.32	129.1°	15.2%	Lower	Outside	45s	60RL
39	199.4°	200.0°	0.6°	1.15	N	<0.21	N/A	<10%	Lower	Inside	45s	60RL
40	206.0°	206.5°	0.5°	0.96	N	<0.21	N/A	<10%	Lower	Inside	45s	60RL
41	206.6°	208.9°	1.9°	3.65	N	<0.21	N/A	<10%	Lower	Inside	45s	60RL
42	215.3°	216.5°	1.2°	2.30	N	<0.21	N/A	<10%	Lower	Inside	45s	60RL



GE Nuclear Energy

Exelon

Limerick - Unit 2 Shroud UT Project – MJD0R March 2005

Shroud Weld H1 Indication Data (Lower Side)

Preliminary

43	239.0°	240.4°	1.4°	2.69	N	<0.21	N/A	<10%	Lower	Inside	45s	60RL
44	244.3°	245.1°	0.8°	1.54	N	0.34	244.8°	16.2%	Lower	Outside	45s	60RL
45	252.8°	253.3°	0.5°	0.96	N	<0.30	N/A	<14.3%	Lower	Outside	45s	60RL
46	262.5°	264.5°	2.0°	3.84	N	0.32	264.0°	15.2%	Lower	Inside	45s	60RL
47	276.1°	279.3°	1.2°	2.30	N	0.36	278.5°	17.1%	Lower	Inside	45s	60RL
48	279.4°	280.3°	0.9°	1.73	N	0.42	279.8°	20.0%	Lower	Inside	45s	60RL
49	294.2°	296.6°	2.4°	4.61	N	0.37	295.5°	17.6%	Lower	Inside	45s	60RL
50	297.4°	303.9°	6.5°	12.48	N	0.48	301.2°	22.9%	Lower	Inside	45s	60RL
51	295.1°	297.7°	2.6°	4.99	N	0.31	297.1°	14.8%	Lower	Outside	45s	60RL
52	298.4°	298.9°	0.5°	0.96	N	<0.30	N/A	<14.3%	Lower	Outside	45s	60RL
53 ¹	305.5°	309.9°	4.4°	8.45	N	0.38	306.8°	18.1%	Lower	Inside	45s	60RL

Indication Comments:

¹ Flaw extends beyond scan area

² In reference to the weld

³ ID and OD flaws overlap

> Indication depth is measured from initiation surface, either I.D. or O.D., as applicable. Indication length as noted in inches refers to O.D. measurements, regardless of whether the indication is I.D. or O.D..

^ In the absence of 60° RL and 45° shear wave flaw tip data, the following shall apply. For inside surface-connected flaws, document the flaw as less than 10% through-wall. For outside surface-connected flaws, document the through-wall dimension as the bounding capability of the 60° RL primary beam in relation to the location of the flaw. Typically, this dimension is 0.30"

Areas Not Examined (Azimuth References):

140.6° **Total Degrees Not Examined By All Three Transducers**

0.00°	to	12.00°	for	12.00°	Core Spray Downcomers, Guide Pin.
38.90°	to	51.10°	for	12.20°	LPCI Line
138.90°	to	191.60°	for	52.70°	LPCI Line, Lifting Lug, CS Downcomers, Guide Pin
218.50°	to	231.00°	for	12.50°	LPCI Line
308.80°	to	360.00°	for	51.20°	LPCI Line, Lifting Lug, CS Downcomers, Guide Pin

Additional Comments:

BWRVIP-03 Shroud Demonstration 16, scan type 1

Page X of XX



Structural Integrity Associates, Inc.

ATTACHMENT 2
WELD H2 INSPECTION RESULTS



GE Nuclear Energy

Exelon
Limerick - Unit 2 Shroud UT Project - MJD0R March 2005

Preliminary

Shroud Weld H2 Indication Data (Upper Side)

Total Scan Length Examined (Deg.)	219.40	Thickness (in)	2.10
Total Scan Length Examined (in)	421.22	Circumference (in)	691.15
Percentage of Weld Length Examined	80.9%	Inches per Degree	1.92
Percentage of Examined Weld Length Flawed	27.4%		
Percentage of Total Weld Length Flawed	18.7%		
Total Flawed Length (Deg.)	80.20		
Total Flawed Length (in)	115.58		

Ind. No.	Start Deg.	End Deg.	Length Deg.	Length in	Multiple Scans	Depth Max.in	Depth Pos.Deg.	Percent Thruwall	Side of Weld ²	Initiating Surface	Length Angle	Depth Angle
1	13.1°	13.9°	0.8°	1.54	N	<0.21	N/A	<10%	Upper	Inside	45S	60RL
2	14.7°	16.5°	1.8°	3.46	N	<0.21	N/A	<10%	Upper	Inside	45S	60RL
3	16.7°	20.7°	4.0°	7.68	N	0.42	17.4°	20.0%	Upper	Inside	45S	60RL
4	23.6°	24.2°	0.6°	1.15	N	<0.21	N/A	<10%	Upper	Inside	45S	60RL
5	35.7°	36.3°	0.6°	1.15	N	<0.21	N/A	<10%	Upper	Inside	45S	60RL
6	36.6°	37.2°	0.6°	1.15	N	<0.21	N/A	<10%	Upper	Inside	45S	60RL
7	37.6°	38.7°	1.1°	2.11	N	<0.21	N/A	<10%	Upper	Inside	45S	60RL
8	50.1°	51.9°	1.8°	3.46	N	<0.21	N/A	<10%	Upper	Inside	45S	60RL
9	52.3°	55.6°	3.3°	6.34	N	<0.21	N/A	<10%	Upper	Inside	45S	60RL
10	55.9°	57.0°	1.1°	2.11	N	<0.21	N/A	<10%	Upper	Inside	45S	60RL
11	66.2°	67.3°	1.1°	2.11	N	<0.21	N/A	<10%	Upper	Inside	45S	60RL
12	68.2°	70.5°	2.3°	4.42	N	<0.21	N/A	<10%	Upper	Inside	45S	60RL
13	75.0°	80.2°	5.2°	9.98	N	<0.21	N/A	<10%	Upper	Inside	45S	60RL
14	89.4°	89.9°	0.5°	0.96	N	<0.30	N/A	<14.3%	Upper	Outside	45S	60RL
15	90.6°	91.1°	0.5°	0.96	N	<0.30	N/A	<14.3%	Upper	Outside	45S	60RL
16	102.9°	106.2°	3.3°	6.34	N	<0.21	N/A	<10%	Upper	Inside	45S	60RL
17	126.8°	127.9°	1.1°	2.11	N	<0.21	N/A	<10%	Upper	Inside	45S	60RL
18	191.3°	196.2°	4.9°	9.41	Y	<0.21	N/A	<10%	Upper	Inside	45S	60RL
19	197.8°	199.0°	1.2°	2.30	N	0.27	198.5°	12.9%	Upper	Inside	45S	60RL
20	201.7°	202.9°	1.2°	2.30	N	<0.21	N/A	<10%	Upper	Inside	45S	60RL
21	231.4°	234.5°	3.1°	5.95	N	<0.21	N/A	<10%	Upper	Inside	45S	60RL
22	245.7°	252.8°	7.1°	13.63	N	<0.21	N/A	<10%	Upper	Inside	45S	60RL
23	253.9°	259.2°	5.3°	10.18	N	<0.21	N/A	<10%	Upper	Inside	45S	60RL
24	259.2°	260.6°	1.4°	2.69	N	<0.21	N/A	<10%	Upper	Inside	45S	60RL
25	261.4°	261.6°	0.2°	0.38	N	<0.30	N/A	<14.3%	Upper	Outside	45S	60RL
26	279.8°	282.2°	2.6°	4.99	N	<0.21	N/A	<10%	Upper	Inside	45S	60RL
27	282.5°	284.4°	1.9°	3.65	N	<0.21	N/A	<10%	Upper	Inside	45S	60RL
28	285.0°	286.6°	1.6°	3.07	N	<0.21	N/A	<10%	Upper	Inside	45S	60RL





GE Nuclear Energy

Exelon

Limerick - Unit 2 Shroud UT Project - MJD0R March 2005

Shroud Weld H2 Indication Data (Upper Side)

Preliminary

Indication Comments:

¹ Flaw extends beyond scan area

² In reference to the weld

> Indication depth is measured from initiation surface, either I.D. or O.D., as applicable. Indication length as noted in inches refers to O.D. measurements, regardless of whether the indication is I.D. or O.D..

^ In the absence of 60° RL and 45° shear wave flaw tip data, the following shall apply. For inside surface-connected flaws, document the flaw as less than 10% through-wall. For outside surface-connected flaws, document the through-wall dimension as the bounding capability of the 60° RL primary beam in relation to the location of the flaw. Typically, this dimension is 0.30"

Areas Not Examined (Azimuth References):

140.6° Total Degrees Not Examined By All Three Transducers

0.00°	to	12.00°	for	12.00°	Core Spray Downcomers, Guide Pin.
38.90°	to	51.10°	for	12.20°	LPCI Line
138.90°	to	191.60°	for	52.70°	LPCI Line, Lifting Lug, CS Downcomers, Guide Pin
218.50°	to	231.00°	for	12.50°	LPCI Line
308.80°	to	360.00°	for	51.20°	LPCI Line, Lifting Lug, CS Downcomers, Guide Pin

Additional Comments:

BWRVIP-03 Shroud Demonstration 16, scan type 1

Page X of XX





GE Nuclear Energy

Preliminary

Exelon
Limerick - Unit 2 Shroud UT Project - MJD0R March 2005

Shroud Weld H2 Indication Data (Lower Side)

Total Scan Length Examined (Deg.)	77.5°	Thickness (in)	2.75
Total Scan Length Examined (in)	148.79	Circumference (in)	691.15
Percentage of Weld Length Examined	21.5%	Inches per Degree	1.92
Percentage of Examined Weld Length Flawed	0.0%		
Percentage of Total Weld Length Flawed	0.0%		
Total Flawed Length (Deg.)	0.0°		
Total Flawed Length (in)	0.00		

Ind. No.	Start Deg.	End Deg.	Length Deg.	Length in	Multiple Scans	Depth Max.in	Depth Pos.Deg.	Percent Thruwall	Side of Weld *	Initiating Surface	Length Angle	Depth Angle
----------	------------	----------	-------------	-----------	----------------	--------------	----------------	------------------	----------------	--------------------	--------------	-------------

None Detected

Areas Not Examined (Azimuth References): 282.5° **Total Degrees Not Examined By All Three Transducers**

0.00°	to	4.50°	for	4.50°	Core Spray Downcomers, Guide Pin.
4.50°	to	37.00°	for	32.50°	Area Not Scanned
37.00°	to	49.50°	for	12.50°	LPCI Line
49.50°	to	127.00°	for	77.50°	Area Not Scanned
127.00°	to	184.50°	for	57.50°	LPCI Line, Lifting Lug, CS Downcomers, Guide Pin
184.50°	to	217.00°	for	32.50°	Area Not Scanned
217.00°	to	229.50°	for	12.50°	LPCI Line
307.00°	to	360.00°	for	53.00°	LPCI Line, Lifting Lug, CS Downcomers, Guide Pin

Additional Comments:

BWRVIP-03 Shroud Demonstration # has not been published. Reference e-mail from Greg Selby regarding "Evaluation Factors for GE H2/H3 Technique" dated March 12, 2005.

ATTACHMENT 3
WELD H3 INSPECTION RESULTS



GE Nuclear Energy

Exelon
Limerick - Unit 2 Shroud UT Project - MJD0R March 2005

Preliminary

Shroud Weld H3 Indication Data (Lower Side)

Total Scan Length Examined (Deg.)	229.6°	Thickness (in)	2.14
Total Scan Length Examined (in)	415.0	Circumference (in)	650.69
Percentage of Weld Length Examined	63.6%	Inches per Degree	1.81
Percentage of Examined Weld Length Flawed	79.2%		
Percentage of Total Weld Length Flawed	50.5%		
Total Flawed Length (Deg.)	181.8°		
Total Flawed Length (in)	328.8		

Ind. No.	Start Deg.	End Deg.	Length Deg.	Length in	Multiple Scans	Depth Max.in	Depth Pos.Deg.	Percent Thruwall	Side of Weld *	Initiating Surface	Length Angle	Depth Angle
1 ¹	2.2°	3.8°	1.6°	2.89	N	0.35	3.1°	16.4%	Lower	Inside	45s/80RL	60RL
2	5.6°	6.9°	1.3°	2.35	N	0.24	6.0°	11.2%	Lower	Inside	45s	60RL
3 ¹	9.2°	37.1°	27.9°	50.43	Y	0.61	21.5°	28.5%	Lower	Inside	45s	60RL
4	4.8°	13.3°	8.5°	15.36	N	0.32	12.9°	15.0%	Lower	Outside	45s/80RL	60RL
5	18.3°	20.2°	1.9°	3.43	N	0.25	18.9°	11.7%	Lower	Outside	45s/80RL	60RL
6	20.6°	21.9°	1.3°	2.35	N	0.32	20.9°	15.0%	Lower	Outside	45s/80RL	60RL
7 ¹	47.2°	58.8°	11.6°	20.97	Y	0.54	56.5°	25.2%	Lower	Inside	45s/80RL	60RL
8	59.8°	81.5°	21.7°	39.22	Y	0.39	64.4°	18.2%	Lower	Inside	45s	60RL
9	62.0°	64.2°	2.2°	3.98	N	0.30	63.6°	14.0%	Lower	Outside	45s/80RL	60RL
10	67.0°	68.0°	1.0°	1.81	N	0.29	67.6°	13.6%	Lower	Outside	45s/80RL	60RL
11	70.6°	73.4°	2.8°	5.06	N	0.25	72.5°	11.7%	Lower	Outside	45s/80RL	60RL
12	74.2°	76.7°	2.5°	4.52	N	0.31	74.6°	14.5%	Lower	Outside	45s/80RL	60RL
13	79.4°	80.8°	1.4°	2.53	N	0.29	80.4°	13.8%	Lower	Outside	45s/80RL	60RL
14	81.9°	83.0°	1.1°	1.99	N	<0.21	N/A	<10%	Lower	Inside	45s	N/A
15	84.8°	89.0°	4.2°	7.59	N	0.27	88.4°	12.6%	Lower	Inside	45s	60RL
16	87.8°	88.1°	0.3°	0.54	N	<0.30	N/A	<14.0%	Lower	Outside	45s/80RL	N/A
17	89.3°	90.2°	0.9°	1.63	N	<0.21	N/A	<10%	Lower	Inside	45s	N/A
18	90.5°	91.7°	1.2°	2.17	N	0.31	91.3°	14.5%	Lower	Inside	45s	60RL
19	100.1°	101.5°	1.4°	2.53	N	0.29	100.7°	13.6%	Lower	Inside	45s	60RL
20	101.7°	108.5°	6.8°	12.29	N	0.36	103.7°	16.8%	Lower	Inside	45s	60RL
21	101.9°	102.8°	0.9°	1.63	N	0.26	102.4°	12.1%	Lower	Outside	45s/80RL	60RL
22	103.1°	104.3°	1.2°	2.17	N	<0.30	N/A	<14.0%	Lower	Outside	45s/80RL	N/A
23	105.9°	110.4°	4.5°	8.13	N	0.33	108.8°	15.4%	Lower	Outside	45s/80RL	60RL
24	109.1°	118.2°	8.1°	16.45	N	0.46	111.4°	21.5%	Lower	Inside	45s	60RL
25	113.0°	113.9°	0.9°	1.63	N	<0.30	N/A	<14.0%	Lower	Outside	45s/80RL	N/A
26	114.2°	117.7°	3.5°	6.33	N	0.28	116.5°	13.1%	Lower	Outside	45s/80RL	60RL
27 ¹	124.3°	127.1°	2.8°	5.66	N	0.24	126.6°	11.2%	Lower	Inside	45s	60RL
28	186.3°	187.4°	1.1°	1.99	N	<0.21	N/A	<10%	Lower	Inside	45s	N/A
29	187.8°	202.5°	14.7°	26.57	Y	0.38	196.5°	17.8%	Lower	Outside	45s/80RL	60RL
30	193.8°	194.9°	1.1°	1.99	N	<0.21	N/A	<10%	Lower	Inside	45s	N/A
31	196.7°	198.2°	1.5°	2.71	N	0.42	197.3°	19.6%	Lower	Inside	45s	60RL
32	203.9°	206.0°	2.1°	3.90	N	<0.21	N/A	<10%	Lower	Inside	45s	N/A
33	208.4°	211.0°	2.6°	4.70	N	0.41	208.8°	19.2%	Lower	Inside	45s	60RL
34	211.5°	215.1°	3.6°	6.51	N	0.26	214.5°	12.1%	Lower	Inside	45s	60RL
35	212.2°	212.8°	0.6°	1.08	N	<0.30	N/A	<14.0%	Lower	Outside	45s/80RL	N/A
36 ¹	214.5°	217.1°	2.6°	4.70	N	0.28	216.4°	13.1%	Lower	Outside	45s/80RL	60RL
37 ¹	215.4°	217.1°	1.7°	3.07	N	0.32	216.2°	15.0%	Lower	Inside	45s	60RL

Page x of xx



GE Nuclear Energy

Exelon
Limerick - Unit 2 Shroud UT Project - MJD0R March 2005

Preliminary

Shroud Weld H3 Indication Data (Lower Side), cont'd

Ind. No.	Start Deg.	End Deg.	Length Deg.	Length In	Multiple Scans	Depth Max.in	Depth Pos.Deg.	Percent Thruwall	Side of Weld *	Initiating Surface	Length Angle	Depth Angle
38	229.8°	231.2°	1.4°	2.53	N	0.25	230.5°	11.7%	Lower	Inside	45s	60RL
39	231.9°	233.3°	1.4°	2.53	N	0.34	232.7°	15.9%	Lower	Inside	45s	60RL
40	229.0°	248.6°	19.6°	35.43	Y	0.39	243.7°	18.2%	Lower	Outside	45s/80RL	60RL
41	233.5°	240.1°	6.6°	11.93	N	0.47	239.1°	22.0%	Lower	Inside	45s	60RL
42	243.5°	249.2°	5.7°	10.30	N	0.60	245.4°	28.0%	Lower	Inside	45s	60RL
43	250.3°	252.2°	1.9°	3.43	N	0.44	251.5°	20.6%	Lower	Inside	45s	60RL
44	249.2°	257.4°	8.2°	14.82	Y	0.30	253.5°	14.0%	Lower	Outside	45s/80RL	60RL
45	252.9°	254.0°	1.1°	1.99	N	0.33	253.2°	15.4%	Lower	Inside	45s	60RL
46	256.2°	258.8°	2.6°	4.70	N	0.32	256.7°	15.0%	Lower	Inside	45s	60RL
47	257.6°	261.8°	4.2°	7.59	Y	0.31	258.1°	14.5%	Lower	Outside	45s/80RL	60RL
48	262.0°	262.9°	0.9°	1.63	N	<0.30	N/A	<14.0%	Lower	Outside	45s/80RL	N/A
49	263.2°	263.6°	0.4°	0.72	N	<0.30	N/A	<14.0%	Lower	Outside	45s/80RL	N/A
50	264.8°	266.2°	1.4°	2.53	N	<0.30	N/A	<14.0%	Lower	Outside	45s/80RL	N/A
51	266.3°	269.4°	3.1°	5.60	N	<0.30	N/A	<14.0%	Lower	Outside	45s/80RL	N/A
52	272.6°	273.6°	1.0°	1.81	N	<0.30	N/A	<14.0%	Lower	Outside	45s/80RL	N/A
53	274.0°	275.2°	1.2°	2.17	N	<0.30	N/A	<14.0%	Lower	Outside	45s/80RL	N/A
54	275.3°	277.7°	2.4°	4.34	N	0.32	276.9°	15.0%	Lower	Outside	45s/80RL	60RL
55	279.4°	281.1°	1.7°	3.07	N	0.27	280.7°	12.6%	Lower	Outside	45s/80RL	60RL
56	278.6°	279.6°	1.0°	1.81	N	<0.21	N/A	<10%	Lower	Inside	45s	N/A
57	281.4°	286.0°	4.6°	8.31	N	0.27	282.2°	12.6%	Lower	Outside	45s/80RL	60RL
58	285.4°	288.5°	1.1°	1.99	N	<0.21	N/A	<10%	Lower	Inside	45s	N/A
59	290.3°	291.8°	1.5°	2.71	N	0.51	291.4°	23.8%	Lower	Inside	45s	60RL
60	291.9°	294.6°	2.7°	4.88	N	0.28	293.7°	13.1%	Lower	Outside	45s/80RL	60RL
61	295.4°	298.4°	3.0°	5.42	N	0.54	296.4°	25.2%	Lower	Inside	45s	60RL
62	296.4°	298.4°	2.0°	3.61	N	<0.30	N/A	<14.0%	Lower	Outside	45s/80RL	N/A
63	301.5°	302.5°	1.0°	1.81	N	<0.21	N/A	<10%	Lower	Inside	45s	N/A
64	305.0°	306.4°	1.4°	2.53	N	<0.30	N/A	<14.0%	Lower	Outside	45s/80RL	N/A

Indication Comments:

- ¹ Flaw extends beyond scan area
- * In reference to the weld
- > Indication depth is measured from initiation surface, either I.D. or O.D., as applicable. Indication length as noted in inches refers to O.D. measurements, regardless of whether the indication is I.D. or O.D..
- ^ In the absence of 60° RL and 45° shear wave flaw tip data, the following shall apply. For inside surface-connected flaws, document the flaw as less than 10% through-wall. For outside surface-connected flaws, document the through-wall dimension as the bounding capability of the 60° RL primary beam in relation to the location of the flaw. Typically, this dimension is 0.30"





GE Nuclear Energy

Exelon
Limerick - Unit 2 Shroud UT Project – MJDOR March 2005

Preliminary

Shroud Weld H3 Indication Data (Lower Side), cont'd

Areas Not Examined (Azimuth References):				130.4°	Total Degrees Not Examined By At Least One Detection Angle
	to	2.2°	for	2.2°	Core Spray Downcomers, Guide Pin.
37.1°	to	47.2°	for	10.1°	LPCI Line
127.1°	to	182.2°	for	55.1°	LPCI Line, Lifting Lug, CS Downcomers, Guide Pin
217.1°	to	227.2°	for	10.1°	LPCI Line
307.1°	to	360.0°	for	52.9°	LPCI Line, Lifting Lug, CS Downcomers, Guide Pin

Additional Comments:

BWRVIP-03 Shroud Demonstration 16, scan type 1



GE Nuclear Energy

Exelon

Limerick - Unit 2 Shroud UT Project – MJD0R March 2005

Shroud Weld H3 Indication Data (Upper Side)

Total Scan Length Examined (Deg.)	77.50	Thickness (in)	2.75
Total Scan Length Examined (in)	140.08	Circumference (in)	650.69
Percentage of Weld Length Examined	21.5%	Inches per Degree	1.81
Percentage of Examined Weld Length Flawed	1.7%		
Percentage of Total Weld Length Flawed	0.4%		
Total Flawed Length (Deg.)	1.30		
Total Flawed Length (in)	2.35		

Ind. No.	Start Deg.	End Deg.	Length Deg.	Length in	Multiple Scans	Depth Max.in	Depth Pos.Deg.	Percent Thruwall	Side of Weld *	Initiating Surface	Length Angle	Depth Angle
1	266.2°	266.8°	0.6°	1.08	N	0.12	266.5	4.4%	Upper	Outside	35s	35s
2	272.6°	273.3°	0.7°	1.27	N	0.42	272.8	15.3%	Upper	Outside	35s	35s

Indication Comments:

Areas Not Examined (Azimuth References):

262.5° Total Degrees Not Examined

0.00°	to	4.50°	for	4.50°	Core Spray Downcomers, Guide Pin.
4.50°	to	37.00°	for	32.90°	Area Not Scanned
37.00°	to	49.50°	for	12.50°	LPCI Line
49.50°	to	127.00°	for	77.50°	Area Not Scanned
127.00°	to	184.50°	for	57.50°	LPCI Line, Lifting Lug, CS Downcomers, Guide Pin
184.50°	to	217.00°	for	32.50°	Area Not Scanned
217.00°	to	229.50°	for	12.50°	LPCI Line
307.00°	to	360.00°	for	53.00°	LPCI Line, Lifting Lug, CS Downcomers, Guide Pin

Additional Comments:

BWRVIP-03 Shroud Demonstration # has not been published, reference letter ?????



ATTACHEMENT 4
WELD H4 INSPECTION RESULTS



GE Nuclear Energy

Preliminary

Exelon

Limerick - Unit 2 Shroud UT Project - MJD0R March 2005

Shroud Weld H4 Indication Data (Lower Side)

Total Scan Length Examined (Deg.)	226.80	Thickness (in)	2.14
Total Scan Length Examined (in)	409.57	Circumference (in)	650.69
Percentage of Weld Length Examined	62.9%	Inches per Degree	1.61
Percentage of Examined Weld Length Flawed	27.3%		
Percentage of Total Weld Length Flawed	17.2%		
Total Flawed Length (Deg.)	61.9°		
Total Flawed Length (in)	111.68		

Ind. No.	Start Deg.	End Deg.	Length Deg.	Length In	Multiple Scans	Depth Max.In	Depth Pos.Deg.	Percent Thruwall	Side of Weld *	Initiating Surface	Length Angle	Depth Angle
1	10.8°	11.4°	0.5°	0.80	N/A	N/A	N/A	N/A	Lower	Outside	45s/60RL	N/A
2	50.1°	51.8°	1.7°	3.07	N/A	N/A	N/A	N/A	Lower	Outside	45s/60RL	N/A
3	53.4°	55.1°	5.7°	10.30	N	0.48	57.80	21.4%	Lower	Outside	45s/60RL	60 RL
4	64.3°	69.3°	5.0°	9.04	N	0.38	66.60	17.7%	Lower	Outside	45s/60RL	60 RL
5	73.4°	76.0°	2.6°	4.70	N	0.47	75.40	21.9%	Lower	Outside	45s/60RL	60 RL
6	76.1°	83.2°	7.1°	12.83	N	0.34	80.70	15.8%	Lower	Outside	45s/60RL	60 RL
7	83.3°	88.1°	4.8°	8.58	N	0.34	86.60	15.8%	Lower	Outside	45s/60RL	60 RL
8	88.2°	90.9°	2.7°	4.88	N	<0.30	89.30	<14%	Lower	Outside	45s/60RL	60 RL
9	99.7°	109.6°	9.9°	17.89	N	0.44	106.40	20.5%	Lower	Outside	45s/60RL	60 RL
10	112.6°	113.0°	0.4°	0.72	N	<0.30	113.00	<14%	Lower	Outside	45s/60RL	60 RL
11	113.1°	118.3°	5.2°	9.40	N	0.32	118.10	14.9%	Lower	Outside	45s/60RL	60 RL
12	118.4°	128.4°	10.0°	18.07	N	0.39	123.40	18.2%	Lower	Outside	45s/60RL	60 RL
13	185.1°	188.6°	1.5°	2.71	N	0.33	186.10°	16.4%	Lower	Outside	45s/60RL	60 RL
14	268.9°	269.9°	1.0°	1.81	N/A	N/A	N/A	N/A	Lower	Outside	45s/60RL	N/A
15	284.7°	286.9°	2.2°	3.98	N	0.26	285.80	12.1%	Lower	Outside	45s/60RL	60 RL
16	291.2°	292.8°	1.6°	2.89	N	0.33	291.60	15.4%	Lower	Outside	45s/60RL	60 RL

Indication Comments:

- ¹ Flaw extends beyond scan area
- * In reference to the weld
- > Indication depth is measured from initiation surface, either I.D. or O.D., as applicable. Indication length as noted in inches refers to O.D. measurements, regardless of whether the indication is I.D. or O.D..
- ^ In the absence of 60° RL and 45° shear wave flaw tip data, the following shall apply. For inside surface-connected flaws, document the flaw as less than 10% through-wall. For outside surface-connected flaws, document the through-wall dimension as the bounding capability of the 60° RL primary beam in relation to the location of the flaw. Typically, this dimension is 0.30"

Areas Not Examined (Azimuth References): 133.4° Total Degrees Not Examined By At Least One Detection Angle

0.0°	to	5.1°	for	5.1°	Core Spray Downcomers, Guide Pin.
38.3°	to	39.9°	for	1.6°	No Contact
39.9°	to	50.1°	for	10.2°	LPCI Line
128.9°	to	185.1°	for	55.2°	LPCI Line, Lifting Lug, CS Downcomers, Guide Pin
219.9°	to	230.1°	for	10.2°	LPCI Line
308.9°	to	360.0°	for	51.1°	LPCI Line, Lifting Lug, CS Downcomers, Guide Pin

Additional Comments:

BWRVIP-03 Shroud Demonstration 16, scan type 1

Page x of xx



GE Nuclear Energy

Preliminary

Exelon
Limerick - Unit 2 Shroud UT Project - MJDOR March 2005

Shroud Weld H4 Indication Data (Upper Side)

Total Scan Length Examined (Deg.)	216.30	Thickness (In)	2.14
Total Scan Length Examined (In)	391.88	Circumference (In)	650.69
Percentage of Weld Length Examined	60.2%	Inches per Degree	1.31
Percentage of Examined Weld Length Flawed	47.7%		
Percentage of Total Weld Length Flawed	28.7%		
Total Flawed Length (Deg.)	100.7°		
Total Flawed Length (In)	182.01		

Ind. No.	Start Deg.	End Deg.	Length Deg.	Length In	Multiple Scans	Depth Max.In	Depth Pos.Deg.	Percent Thruwall	Side of Weld *	Initiating Surface	Length Angle	Depth Angle
1'	5.1°	5.4°	0.3°	0.84	N	N/A	N/A	N/A	Upper	Outside	45s/80RL	N/A
2	6.5°	10.6°	4.1°	7.41	N	N/A	N/A	N/A	Upper	Outside	45s/80RL	N/A
3	11.3°	15.5°	4.2°	7.69	N	N/A	N/A	N/A	Upper	Outside	45s/80RL	N/A
4	16.1°	17.1°	1.0°	1.81	N	N/A	N/A	N/A	Upper	Outside	45s/80RL	N/A
5	20.3°	21.7°	1.4°	2.83	N	N/A	N/A	N/A	Upper	Inside	45s	N/A
6	23.7°	28.8°	4.8°	8.68	N	N/A	N/A	N/A	Upper	Inside	45s	N/A
7	29.6°	32.1°	2.5°	4.52	N	N/A	N/A	N/A	Upper	Inside	45s	N/A
8	22.5°	26.4°	3.8°	6.87	N	N/A	N/A	N/A	Upper	Outside	45s/80RL	N/A
9'	35.2°	36.9°	1.7°	3.07	N	N/A	N/A	N/A	Upper	Inside	45s	N/A
10	53.1°	53.9°	0.8°	1.45	N	<0.30	53.40°	<14%	Upper	Outside	45s/80RL	60 RL
11	54.2°	55.2°	1.0°	1.81	N	<0.30	54.70°	<14%	Upper	Outside	45s/80RL	60 RL
12	57.4°	57.9°	0.5°	0.90	N	<0.30	57.40°	<14%	Upper	Outside	45s	60 RL
13	60.8°	71.0°	10.1°	16.25	N	0.47	62.90°	21.9%	Upper	Outside	45s/80RL	60 RL
14	74.7°	76.8°	2.1°	3.80	N	0.45	75.80°	21.0%	Upper	Outside	45s/80RL	60 RL
15	80.2°	81.8°	1.6°	2.89	N	<0.30	80.60°	<14%	Upper	Outside	45s/80RL	60 RL
16	87.0°	88.1°	1.1°	1.99	N	<0.30	87.30°	<14%	Upper	Outside	45s/80RL	60 RL
17	88.5°	89.8°	1.3°	2.35	N	0.34	88.70°	15.8%	Upper	Outside	45s/80RL	60 RL
18	90.5°	91.7°	0.9°	1.63	N	<0.30	91.10°	<14%	Upper	Outside	45s/80RL	60 RL
19	91.9°	93.1°	1.2°	2.17	N	0.32	92.60°	14.5%	Upper	Outside	45s/80RL	60 RL
20	94.6°	98.5°	3.9°	7.06	N	<0.30	96.40°	<14%	Upper	Outside	45s/80RL	60 RL
21	103.2°	103.8°	0.6°	1.08	N	<0.30	103.30°	<14%	Upper	Outside	45s/80RL	60 RL
22	105.1°	108.1°	3.0°	5.42	N	<0.30	106.30°	<14%	Upper	Outside	45s/80RL	60 RL
23	108.3°	108.7°	0.4°	0.72	N	0.61	108.30°	23.8%	Upper	Outside	45s/80RL	60 RL
24'	129.2°	129.8°	0.6°	1.08	N	N/A	N/A	N/A	Upper	Outside	45s/80RL	N/A
25'	185.1°	185.4°	0.3°	0.54	N	N/A	N/A	N/A	Upper	Outside	45s/80RL	N/A
26	186.5°	188.9°	13.4°	24.22	N	N/A	N/A	N/A	Upper	Outside	45s/80RL	N/A
27	205.3°	211.0°	5.7°	10.30	N	N/A	N/A	N/A	Upper	Outside	45s/80RL	N/A
28'	230.1°	232.6°	2.5°	4.52	N	N/A	N/A	N/A	Upper	Outside	45s/80RL	N/A
29	235.9°	240.6°	4.8°	8.31	N	N/A	N/A	N/A	Upper	Outside	45s/80RL	N/A
30	243.8°	246.3°	2.5°	4.52	N	N/A	N/A	N/A	Upper	Outside	45s/80RL	N/A
31	247.3°	249.0°	1.7°	3.07	N	N/A	N/A	N/A	Upper	Outside	45s/80RL	N/A
32	262.8°	269.3°	6.5°	11.75	N	N/A	N/A	N/A	Upper	Outside	45s/80RL	N/A
33	269.7°	261.6°	1.8°	3.26	N	N/A	N/A	N/A	Upper	Outside	45s/80RL	N/A
34	262.0°	263.1°	1.1°	1.99	N	N/A	N/A	N/A	Upper	Outside	45s/80RL	N/A
35	266.4°	267.3°	0.9°	1.63	N	N/A	N/A	N/A	Upper	Outside	45s/80RL	N/A
36	267.8°	268.3°	0.5°	0.90	N	N/A	N/A	N/A	Upper	Outside	45s/80RL	N/A
37	289.1°	270.1°	1.0°	1.81	N	N/A	N/A	N/A	Upper	Outside	45s/80RL	N/A
38	276.6°	277.4°	0.8°	1.45	N	N/A	N/A	N/A	Upper	Outside	45s/80RL	N/A
39	278.7°	283.8°	5.1°	8.22	N	N/A	N/A	N/A	Upper	Outside	45s/80RL	N/A
40	285.7°	287.3°	0.8°	1.08	N	N/A	N/A	N/A	Upper	Outside	45s/80RL	N/A
41	291.6°	293.1°	1.5°	2.71	N	N/A	N/A	N/A	Upper	Outside	45s/80RL	N/A
42	297.5°	298.3°	0.8°	1.45	N	N/A	N/A	N/A	Upper	Outside	45s/80RL	N/A
43	299.3°	301.0°	1.7°	3.07	N	N/A	N/A	N/A	Upper	Outside	45s/80RL	N/A

Page x of xx



GE Nuclear Energy

Preliminary

Exelon

Limerick - Unit 2 Shroud UT Project - MJDOR March 2005

Shroud Weld H4 Indication Data (Upper Side)

Indication Comments:

- ¹ Flaw extends beyond scan area
- * In reference to the weld
- > Indication depth is measured from initiation surface, either I.D. or O.D., as applicable. Indication length as noted in inches refers to O.D. measurements, regardless of whether the indication is I.D. or O.D..
- ^A In the absence of 60° RL and 45° shear wave flaw tip data, the following shall apply. For inside surface-connected flaws, document the flaw as less than 10% through-wall. For outside surface-connected flaws, document the through-wall dimension as the bounding capability of the 60° RL primary beam in relation to the location of the flaw. Typically, this dimension is 0.30"

Areas Not Examined (Azimuth References):

143.2° Total Degrees Not Examined By All Three Transducers

0.0°	to	5.1°	for	5.1°	Core Spray Downcomers, Guide Pin.
39.9°	to	50.1°	for	10.2°	LPCI Line
121.0°	to	123.5°	for	2.5°	Missed
129.9°	to	185.1°	for	55.2°	LPCI Line, Lifting Lug, CS Downcomers, Guide Pin
211.0°	to	219.9°	for	8.9°	No Contact
219.9°	to	230.1°	for	10.2°	LPCI Line
308.9°	to	360.0°	for	51.1°	LPCI Line, Lifting Lug, CS Downcomers, Guide Pin

Additional Comments:

BWRVIP-03 Shroud Demonstration 16, scan type 1

Page X of XX



ATTACHMENT 5
WELD H6 INSPECTION RESULTS





GE Nuclear Energy

Exelon
Limerick - Unit 2 Shroud UT Project – MJDOR March 2005

Preliminary

Shroud Weld H6 Indication Data (Lower Side)

Total Scan Length Examined (Deg.)	229.2°	Thickness (in)	2.14
Total Scan Length Examined (in)	401.5	Circumference (in)	630.68
Percentage of Weld Length Examined	63.7%	Inches per Degree	1.75168
Percentage of Examined Weld Length Flawed	58.8%		
Percentage of Total Weld Length Flawed	37.3%		
Total Flawed Length (Deg.)	134.4°		
Total Flawed Length (in)	235.5		

Ind. No.	Start Deg.	End Deg.	Length Deg.	Length in	Multiple Scans	Depth Max.in	Depth Pos.Deg.	Percent Thruwall	Side of Weld *	Initiating Surface	Length Angle	Depth Angle
1 ¹	6.1°	13.4°	7.3°	12.79	N	<0.21	N/A	<10%	Lower	Inside	45s	
2	13.2°	15.1°	1.9°	3.33	N	<0.21	N/A	<10%	Lower	Inside	45s	
3	15.2°	20.3°	5.1°	8.93	N	<0.21	N/A	<10%	Lower	Inside	45s	
4	22.3°	25.7°	3.4°	5.96	N	<0.21	N/A	<10%	Lower	Inside	45s	
5 ¹	25.8°	39.9°	14.1°	24.70	Y	<0.21	N/A	<10%	Lower	Inside	45s	
6	50.7°	54.0°	3.3°	5.78	N	<0.21	N/A	<10%	Lower	Inside	45s	
7	54.1°	55.4°	1.3°	2.28	N	<0.21	N/A	<10%	Lower	Inside	45s	
8	56.1°	59.2°	3.1°	5.43	N	0.23	57.1°	10.7%	Lower	Inside	45s	
9	59.3°	60.4°	1.1°	1.93	N	<0.21	N/A	<10%	Lower	Inside	45s	
10	61.1°	64.2°	3.1°	5.43	N	<0.21	N/A	<10%	Lower	Inside	45s	
11	66.9°	69.5°	2.6°	4.55	N	0.28	67.7°	13.1%	Lower	Inside	45s	
12	71.0°	73.4°	2.4°	4.20	N	<0.21	N/A	<10%	Lower	Inside	45s	
13	74.2°	77.2°	3.0°	5.26	Y	0.24	76.5°	11.2%	Lower	Inside	45s	
14	77.5°	78.4°	0.9°	1.58	N	<0.21	N/A	<10%	Lower	Inside	45s	
15	79.0°	81.5°	2.5°	4.38	N	<0.21	N/A	<10%	Lower	Inside	45s	
16	84.1°	88.3°	4.2°	7.36	N	<0.21	N/A	<10%	Lower	Inside	45s	
17	88.3°	90.2°	1.9°	3.33	N	<0.21	N/A	<10%	Lower	Inside	45s	
18	93.0°	96.0°	3.0°	5.26	N	<0.21	N/A	<10%	Lower	Inside	45s	
19	97.0°	99.1°	2.1°	3.68	N	0.24	97.4°	11.2%	Lower	Inside	45s	
20	99.9°	101.8°	1.9°	3.33	N	<0.21	N/A	<10%	Lower	Inside	45s	
21	102.4°	105.9°	3.5°	6.13	N	<0.21	N/A	<10%	Lower	Inside	45s	
22	106.1°	111.2°	5.1°	8.93	N	<0.21	N/A	<10%	Lower	Inside	45s	
23	111.3°	112.3°	1.0°	1.75	N	<0.21	N/A	<10%	Lower	Inside	45s	
24	112.6°	119.3°	6.7°	11.74	N	<0.21	N/A	<10%	Lower	Inside	45s	
25	119.5°	126.4°	6.9°	12.09	Y	<0.21	N/A	<10%	Lower	Inside	45s	
26 ¹	128.4°	129.9°	1.5°	2.63	N	<0.21	N/A	<10%	Lower	Inside	45s	
27	188.9°	190.8°	1.9°	3.33	N	<0.21	N/A	<10%	Lower	Inside	45s	
28	191.7°	194.2°	2.5°	4.38	N	0.24	193.1°	11.2%	Lower	Inside	45s	
29	205.1°	205.8°	0.7°	1.23	N	<0.21	N/A	<10%	Lower	Inside	45s	
30	210.5°	216.0°	5.5°	9.64	N	<0.21	N/A	<10%	Lower	Inside	45s	
31 ¹	216.5°	219.2°	2.7°	4.73	N	<0.21	N/A	<10%	Lower	Inside	45s	
32	232.6°	234.7°	2.1°	3.66	N	<0.21	N/A	<10%	Lower	Inside	45s	
33	240.9°	242.0°	1.1°	1.93	N	<0.21	N/A	<10%	Lower	Inside	45s	
34	243.6°	245.2°	1.6°	2.80	N	<0.21	N/A	<10%	Lower	Inside	45s	
35	257.9°	260.6°	2.7°	4.73	N	<0.21	N/A	<10%	Lower	Inside	45s	
36	279.6°	289.7°	10.1°	17.69	Y	<0.21	N/A	<10%	Lower	Inside	45s	
37	291.4°	293.6°	2.2°	3.85	N	<0.21	N/A	<10%	Lower	Inside	45s	

Page x of xx



GE Nuclear Energy

Exelon
Limerick - Unit 2 Shroud UT Project – MJD0R March 2005

Preliminary

Shroud Weld H6 Indication Data (Lower Side), cont'd

Ind. No.	Start Deg.	End Deg.	Length Deg.	Length in	Multiple Scans	Depth Max.in	Depth Pos.Deg.	Percent Thruwall	Side of Weld *	Initiating Surface	Length Angle	Depth Angle
38	297.0°	299.3°	2.3°	4.03	N	0.23	279.9°	10.7%	Lower	Inside	45s	
39	302.0°	303.9°	1.9°	3.33	N	<0.21	N/A	<10%	Lower	Inside	45s	
40	304.5°	308.7°	4.2°	7.36	Y	<0.21	N/A	<10%	Lower	Inside	45s	

Indication Comments:

- ¹ Flaw extends beyond scan area
- * In reference to the weld
- > Indication depth is measured from initiation surface, either I.D. or O.D., as applicable. Indication length as noted in inches refers to O.D. measurements, regardless of whether the indication is I.D. or O.D..
- ^ In the absence of 60° RL and 45° shear wave flaw tip data, the following shall apply. For inside surface-connected flaws, document the flaw as less than 10% through-wall. For outside surface-connected flaws, document the through-wall dimension as the bounding capability of the 60° RL primary beam in relation to the location of the flaw. Typically, this dimension is 0.30"

Areas Not Examined (Azimuth References): 130.8° Total Degrees Not Examined By At Least One Detection Angle

0.0°	to	5.1°	for	5.1°	Core Spray Downcomers, Guide Pin.
39.9°	to	50.1°	for	10.2°	LPCI Line
129.9°	to	185.1°	for	55.2°	LPCI Line, Lifting Lug, CS Downcomers, Guide Pin
219.9°	to	230.1°	for	10.2°	LPCI Line
309.9°	to	360.0°	for	50.1°	LPCI Line, Lifting Lug, CS Downcomers, Guide Pin

Additional Comments:

BWRVIP-03 , 4.4.18 Shroud Demonstration 16, scan type 1

Section 3: Summary of ASME Section XI Repairs and Replacements

SYSTEM-011 EMERGENCY SERVICE WATER (UNIT 2)

R0926676	011-2009, Replaced 6" Check valve hinge pin & hinge pin plug. Repaired stuffing box in accordance with Exelon ECR 07-00127.
C0217406	011-2025D, Replaced 2" gate valve bonnet-disc assembly.
C0210296	011-2026C, Replaced 2" valve and adjacent piping.
C0210297	011-2026E, Replaced 2" valve and adjacent piping.
C0212760	HV-011-201D, Replaced 2" globe valve and adjacent piping.
C0215130	HV-011-201H, Replaced 2" globe valve and adjacent piping.
C0212980	HBC-239-3 and HBC-248-4, A-Loop ESW pipe replacement.
C0211783	HBC-239-1 and HBC-248-2, B-Loop ESW pipe replacement.
C0219418	HBC-245-2, Three inch ESW HBC-245-2 pipe replacement.
C0219572	SP-HBC-250-E10, Replaced 2" and 3" ESW piping.

SYSTEM-041 MAIN STEAM ISOLATION VALVES (UNIT 2)

C0217646	HV-041-2F022A, Replaced HCC-232 instrument gas piping
C0217647	HV-041-2F022B, Replaced HCC-232 instrument gas piping
C0217648	HV-041-2F022C, Replaced HCC-232 instrument gas piping
C0217649	HV-041-2F022D, Replaced HCC-232 instrument gas piping

SYSTEM-041 MAIN STEAM RELIEF VALVES (UNIT 2)

C0213363	PSV-041-2F013B, Replaced MSRV body S/N 175 and pilot S/N 21 with reworked body S/N 174 and pilot S/N 27
R0930463	PSV-041-2F013C, Replaced MSRV body S/N 150 and pilot S/N 022 with reworked body S/N 158 and pilot S/N 006
R0997010	PSV-041-2F013D, Replaced MSRV body S/N 166 and pilot S/N 001 with reworked body S/N 164 and pilot S/N 031
C0213291	PSV-041-2F013K, Replaced MSRV body S/N 148 and pilot S/N 020 with reworked body S/N 171 and pilot S/N 014
C0215202	PSV-041-2F013K, Replaced MSRV body S/N 171 and pilot S/N 014 with reworked body S/N 176 and pilot S/N 029
R0998259	PSV-041-2F013L, Replaced MSRV body S/N 161 and pilot S/N 002 with reworked body S/N 186 and pilot S/N 044
C0213935	PSV-041-2F013S, Replaced MSRV body S/N 165 and pilot S/N 041 with reworked body S/N 190 and pilot S/N 017

SYSTEM-043 REACTOR RECIRCULATION (UNIT 2)

R0870403	2B-P201, Replaced Reactor Recirculation Pump mechanical seal
C0218209	043-2F030 and 043-2F032, Replaced 2" DCA-213 & HBB-243 valves & piping

SYSTEM-044 REACTOR WATER CLEAN-UP (UNIT 2)

C0217934	044-2029, Replaced 4" globe valve disc.
C0217939	044-2063, Replaced 4" check valve disc in accordance with ECR 05-00309.
C0220684	HV-C-044-2F033, Replaced 4" globe valve inner valve
R0722844	DCD-211, Replaced PSV-044-206A inlet piping

SYSTEM-047 CONTROL ROD DRIVES (UNIT 2)

C0210966	XV-047-2F181, Replaced 2" globe valve plug
R0997991	CRD Exchange- core locations- 10-23, 10-35, 18-19, 22-31, 26-11, 26-15, 26-35 (Drive and Piston Tube), 30-11, 30-19, 30-23, 30-27, 30-31, 30-47, 34-23, 34-27, 38-31 (Drive and Piston Tube), 42-55 (Drive and Piston Tube), 54-19, and 58-31

SYSTEM-048 STAND-BY LIQUID CONTROL (UNIT 2)

R0870948	XV-048-2F004B, Replaced primer chamber and inlet fitting on SLC explosive valve
R1032702	XV-048-2F004B, Replaced primer chamber and inlet fitting on SLC explosive valve
R0927395	XV-048-2F004C, Replaced primer chamber and inlet fitting on SLC explosive valve

SYSTEM-049 RCIC PUMP & TURBINE (UNIT 2)

C0220583	049-2F014 Replaced 6" check valve disc
----------	--

SYSTEM-051 RESIDUAL HEAT REMOVAL (UNIT 2)

C0218633	HV-051-2F014B, Replace 20" gate valve wedge & wedge guides
C0211739, C0211839, C0213102	HV-051-2F016B, Replaced 16" RHR gate valve and adjacent piping
C0202517, C0220366	HV-051-2F050B, Replaced 12" Check valve and adjacent pipe stubs ECR 00-01118
R0896043	2B-E205, Replaced RHR heat exchanger channel cover studs & nuts

SYSTEM-052 CORE SPRAY (UNIT 2)

C0218821	052-2F030A, Replaced 2" check valve and adjacent pipe
C0220827	PSV-052-2F012B, Replaced relief valve and adjacent piping

SYSTEM-055 HPCI (UNIT 2)

R0929172	PSE-056-2D003, Replaced HPCI rupture disc
R0929171	PSE-056-2D004, Replaced HPCI rupture disc

SYSTEM-092 DIESEL GENERATORS (UNIT 2)

C0212070	2A-E506, Replaced diesel generator lube oil heat exchanger water box channels and flange bolting
C0212058	2A-E507, Replaced diesel generator jacket water heat exchanger water box channels and flange bolting – ECR 00-01284 & 05-00052
C0210185	2B-E507, Replaced diesel generator jacket water heat exchanger water box channels and flange bolting.
C0207821	2C-E507, Replaced diesel generator jacket water heat exchanger water box channels and flange bolting.
C0214290	2C-E586, Replaced diesel generator intercooler stationary water box channel and flange bolting.
C0205396	2D-E506, Replaced diesel generator lube oil heat exchanger water box channels and flange

	bolting
C0205395	2D-E507, Replaced diesel generator jacket water heat exchanger water box channels and flange bolting
C0216865, C0207265	2D-P535, Replaced diesel generator lube oil circulation pump

SYSTEM-103 SNUBBERS (UNIT 2)

A1564990	GBD-203 and XRE-2XH, Replaced mechanical shock arrester snubbers
A1607628	STG-2MS-H004 and H007, Replaced mechanical shock arrester snubber
C0218420	EBB-206-H006(B), Replaced mechanical shock arrester snubber
C0220641	DCA-418-H004, Replaced mechanical shock arrester snubber
R0987072, C0220666	STG-2MS-H010, Replaced mechanical shock arrester snubber with a hydraulic snubber.

ISI Summary Report
Limerick Generating Station Unit 2
Refueling Outage: 2R09
Commercial Service Date: January 8, 1990

Examination Dates
March 19, 2005 to April 4, 2007

Book 2 of 2

Form NIS-2
Owner's Reports for Repairs and Replacements

FORM NIS-2 OWNER'S REPORT FOR REPAIRS OR REPLACEMENTS
As Required by the Provisions of the ASME Code Section XI

1. Owner Exelon Generation Company, LLC Date March 30, 2007
Name
200 Exelon Way, Kennett Square, PA 19348 Sheet 1 of 2
Address
2. Plant Limerick Generating Station Unit 2
Name
3146 Sanatoga Road, Pottstown PA 19464 Work order # R0926676
Address Repair Organization P.O. No., Job No. etc.
3. Work Performed by Exelon Nuclear Type Code Symbol Stamp N/A
Name Authorization No. N/A
3146 Sanatoga Road, Pottstown PA 19464 Expiration Date N/A
Address
4. Identification of System : Emergency Service Water (System-011) Line No. HBC-243 Valve 011-2009
5. (a) Applicable Construction Code ASME III 1971 Edition, Summer 1971 Addenda, 1516, 1567 and 1622 Code Case
(b) Applicable Edition of Section XI Utilized for Repairs or Replacements: 2001 edition with addenda through 2003
(c) Applicable Section XI Code Case(s) None

6. Identification of Components Repaired or Replaced and Replacement Components

Name of Component	Name of Manufacturer	Manufacturer Serial No.	National Board No.	Other Identification	Year Built	Repaired, Replaced, or Replacement	ASME Code Stamped
Valve Hinge Pin Plug	Flowserve	Heat Code 57543	N/A	* 114-77343 PO# 257797-333	N/A	Replacement	No
Valve Hinge Pin	Flowserve	Heat Code Q2083-G10 TR No.20401	N/A	* 114-77342 PO# 257797-348162	N/A	Replacement	No
Valve Stuffing Box	Anchor / Darling	Heat No. 630931 (existing)	N/A	N/A, existing part	N/A	Repaired	No
Valve Stuffing Box Spacer	Flowserve	Heat Code G3616 TR No.21407	N/A	* 114-77312 PO# 257797-442	N/A	Replacement	No

* Traceability per Exelon part code number.

7. Description of Work : Replaced 6" valve hinge pin and hinge plug. Repaired existing stuffing box.

8. Tests conducted: Hydrostatic ☐ Pneumatic ☐ Nominal Operating Pressure ☒
Other ☐ Pressure 112 psi Test Temp. N/A °F.

NOTE: Supplemental sheets in form of lists, sketches, or drawings may be used, provided (1) size 8 1/2 in. x 11 in., (2) information in items 1 through 6 on this report is included on each sheet, and (3) each sheet is numbered and the number of sheets is recorded at the top of this form.

FORM NIS-2 (BACK)

9. Remarks: Valve stuffing box repaired in accordance with Exelon design change ECR 07-00127.
Applicable Manufacturer's Data Reports to be attached

CERTIFICATE OF COMPLIANCE

We certify that the statements made in the report are correct and this repair and replacement conforms to the rules of the ASME Code, Section XI

Type Code Symbol Stamp NA

Certificate of Authorization No. NA Expiration Date NA

Signed J. H. Kramer J.H. Kramer, site weld administrator Date March 30, 2007
Owner or Owner's Designee, Title

CERTIFICATE OF INSERVICE INSPECTION

I, the undersigned, holding a valid commission issued by the National Board of Boiler and Pressure Vessel Inspectors and the State or Province of Pennsylvania and employed by HSBCT of Hartford, CT have inspected the components described

in this Owner's Report during the period 31 JUL 06 to 18 MAY 07, and state that to the best of my knowledge and belief, the Owner has performed examinations and taken corrective measures described in this Owner's Report in accordance with the requirements of the ASME Code, Section XI.

By signing this certificate neither the Inspector nor his employer makes any warranty, expressed or implied, concerning the examinations and corrective measures described in this Owner's Report. Furthermore, neither the Inspector nor his employer shall be liable in any manner for any personal injury or property damage or a loss of any kind arising from or connected with this inspection.

Paul H. Kramer
Inspector's Signature

Commissions PA-2497 I.N & A, C
National Board, State, Province, and Endorsements

Date 18 MAY 2007

FORM NIS-2 OWNER'S REPORT FOR REPAIRS OR REPLACEMENTS
As Required by the Provisions of the ASME Code Section XI

1. Owner Exelon Generation Company, LLC Date January 23, 2007
Name
200 Exelon Way, Kennett Square, PA 19348 Sheet 1 of 2
Address
2. Plant Limerick Generating Station Unit 2
Name
3146 Sanatoga Road, Pottstown, PA 19464 Work Order # C0217406
Address Repair Organization P.O. No., Job No. etc.
3. Work Performed by Exelon Nuclear Type Code Symbol Stamp N/A
Name Authorization No. N/A
3146 Sanatoga Road, Pottstown, PA 19464 Expiration Date N/A
Address
4. Identification of System : Emergency Service Water (System-011) Line No. HBC-241 Valve 011-2025D
5. (a) Applicable Construction Code ASME III 19 74 Edition, Summer 1975 Addenda, N/A Code Case
(b) Applicable Edition of Section XI Utilized for Repairs or Replacements 19 89
(c) Applicable Section XI Code Case(s) N/A

6. Identification of Components Repaired or Replaced and Replacement Components

Name of Component	Name of Manufacturer	Manufacturer Serial No.	National Board No.	Other Identification	Year Built	Repaired, Replaced, or Replacement	ASME Code Stamped
2" Valve 011-2025D Bonnet-Disc Assembly	Vogt Valve company	2-217462	N/A	* 114-77680 PO# 162759	1998	Replacement	Yes

* Traceability per Exelon part code number.

7. Description of Work Replaced 2" gate valve bonnet-disc assembly.
8. Tests conducted: Hydrostatic ☐ Pneumatic ☐ Nominal Operating Pressure ☒
Other ☐ Pressure 112 PSI Test Temp. N/A °F.

NOTE: Supplemental sheets in form of lists, sketches, or drawings may be used, provided (1) size 8 1/2 in. x 11 in., (2) information in items 1 through 6 on this report is included on each sheet, and (3) each sheet is numbered and the number of sheets is recorded at the top of this form.

This Form (E00030) may be obtained from the Order Dept., 22 Law Drive, Box 2300, Fairfield, N.J. 07007-2300

FORM NIS-2 (BACK)

9. Remarks: Manufacturer's data reports are traceable by Exelon work order package.

Applicable Manufacturer's Data Reports to be attached

The bonnet-disc assembly was removed from complete valve S/N 2-217462.

CERTIFICATE OF COMPLIANCE

We certify that the statements made in the report are correct and this replacement conforms to the rules of the
ASME Code, Section XI (repair or replacement)
Type Code Symbol Stamp NA

Certificate of Authorization No. NA Expiration Date NA

Signed J. H. Kramer J.H. Kramer, Site Weld Administrator Date January 23, 2007
Owner or Owner's Designee, Title

CERTIFICATE OF INSERVICE INSPECTION

I, the undersigned, holding a valid commission issued by the National Board of Boiler and Pressure Vessel Inspectors and the State
or Province of Pennsylvania and employed by HSBCT of
Hartford, CT have inspected the components described

in this Owner's Report during the period 2 MAY 06 to 30 JAN 07, and state that
to the best of my knowledge and belief, the Owner has performed examinations and taken corrective measures described in this
Owner's Report in accordance with the requirements of the ASME Code, Section XI.

By signing this certificate neither the Inspector nor his employer makes any warranty, expressed or implied, concerning the
examinations and corrective measures described in this Owner's Report. Furthermore, neither the Inspector nor his employer
shall be liable in any manner for any personal injury or property damage or a loss of any kind arising from or connected with this
inspection.

Paul H. Kramer
Inspector's Signature

Commissions PA-2497 I, N & A, C
National Board, State, Province, and Endorsements

Date 30 JAN 20 07

FORM NIS-2 OWNER'S REPORT FOR REPAIRS OR REPLACEMENTS
As Required by the Provisions of the ASME Code Section XI

1. Owner Exelon Generation Company, LLC Date July 5, 2006
Name
200 Exelon Way, Kennett Square, PA 19348 Sheet 1 of 2
Address
2. Plant Limerick Generating Station Unit 2
Name
3146 Sanatoga Road, Pottstown, PA 19464 Work Order # C0210296
Address Repair Organization P.O. No., Job No. etc.
3. Work Performed by Exelon Nuclear Type Code Symbol Stamp N/A
Name Authorization No. N/A
3146 Sanatoga Road, Pottstown, PA 19464 Expiration Date N/A
Address
4. Identification of System : Emergency Service Water (System-011) Line No. HBC-250 Valve 011-2026C
5. (a) Applicable Construction Code ASME III 1974 Edition, Winter 1974 Addenda, N/A Code Case
(b) Applicable Edition of Section XI Utilized for Repairs or Replacements 1989
(c) Applicable Section XI Code Case(s) N-416-2

6. Identification of Components Repaired or Replaced and Replacement Components

Name of Component	Name of Manufacturer	Manufacturer Serial No.	National Board No.	Other Identification	Year Built	Repaired, Replaced, or Replacement	ASME Code Stamped
2" Valve 011-2026C	Flowserve	16 BBX	N/A	* 114-99233 PO# 257797-308	2005	Replacement	Yes
(2) Feet 2" NPS Pipe	Michigan Seamless Tube	Heat No. 1M35684	N/A	* 114-90045 PO# 009825-001780	N/A	Replacement	No
(1) 2" NPS 150# Raised Face Flange	Western Forge & Flange Co.	Heat No. 3M40774 Lot No. 8689	N/A	* 114-90527 PO# 009825-001847	N/A	Replacement	No
(1) 2" NPS 90 Degree Elbow	Bonney Forge	Lot No. 76150	N/A	* 114-90818 PO# 009825-001917	N/A	Replacement	No

* Traceability per Exelon part code number.

7. Description of Work Replaced 2" globe valve and adjacent piping.

8. Tests conducted: Hydrostatic ☒ Pneumatic ☐ Nominal Operating Pressure ☒
Other ☐ Pressure 115 PSI Test Temp. N/A °F.

NOTE: Supplemental sheets in form of lists, sketches, or drawings may be used, provided (1) size 8 1/2 in. x 11 in., (2) information in items 1 through 6 on this report is included on each sheet, and (3) each sheet is numbered and the number of sheets is recorded at the top of this form.

This Form (E00030) may be obtained from the Order Dept., 22 Law Drive, Box 2300, Fairfield, N.J. 07007-2300

FORM NIS-2 (BACK)

9. Remarks: Manufacturer's data reports are traceable by Exelon work order package.

Applicable Manufacturer's Data Reports to be attached

Valve 011-2026C constructed in accordance with ASME III, 1974 edition, Summer 1975 addenda.

CERTIFICATE OF COMPLIANCE

We certify that the statements made in the report are correct and this replacement conforms to the rules of the
ASME Code, Section XI
Type Code Symbol Stamp NA (repair or replacement)

Certificate of Authorization No. NA Expiration Date NA

Signed J.H. Kramer J.H. Kramer, Site Weld Administrator Date July 5, 2006
Owner or Owner's Designee, Title

CERTIFICATE OF INSERVICE INSPECTION

I, the undersigned, holding a valid commission issued by the National Board of Boiler and Pressure Vessel Inspectors and the State
or Province of Pennsylvania and employed by HSBCT of
Hartford, CT have inspected the components described
in this Owner's Report during the period 23 MAY 05 to 15 AUG 06, and state that
to the best of my knowledge and belief, the Owner has performed examinations and taken corrective measures described in this
Owner's Report in accordance with the requirements of the ASME Code, Section XI.

By signing this certificate neither the Inspector nor his employer makes any warranty, expressed or implied, concerning the
examinations and corrective measures described in this Owner's Report. Furthermore, neither the Inspector nor his employer
shall be liable in any manner for any personal injury or property damage or a loss of any kind arising from or connected with this
inspection.

Paul J. Kramer
Inspector's Signature

Commissions PA-2497 I, N & A, C
National Board, State, Province, and Endorsements

Date 15 AUG 2006

FORM NIS-2 OWNER'S REPORT FOR REPAIRS OR REPLACEMENTS
As Required by the Provisions of the ASME Code Section XI

1. Owner Exelon Generation Company, LLC Date July 5, 2006
Name
200 Exelon Way, Kennett Square, PA 19348 Sheet 1 of 2
Address

2. Plant Limerick Generating Station Unit 2
Name
3146 Sanatoga Road, Pottstown, PA 19464 Work Order # C0210297
Address Repair Organization P.O. No., Job No. etc.

3. Work Performed by Exelon Nuclear Type Code Symbol Stamp N/A
Name Authorization No. N/A
3146 Sanatoga Road, Pottstown, PA 19464 Expiration Date N/A
Address

4. Identification of System : Emergency Service Water (System-011) Line No. HBC-250 Valve 011-2026E

5. (a) Applicable Construction Code ASME III 19 74 Edition, Winter 1974 Addenda, N/A Code Case
(b) Applicable Edition of Section XI Utilized for Repairs or Replacements 19 89
(c) Applicable Section XI Code Case(s) N-416-2

6. Identification of Components Repaired or Replaced and Replacement Components

Name of Component	Name of Manufacturer	Manufacturer Serial No.	National Board No.	Other Identification	Year Built	Repaired, Replaced, or Replacement	ASME Code Stamped
2" Valve 011-2026E	Flowserve	17 BBX	N/A	* 114-99233 PO# 257797-308	2005	Replacement	Yes
(3) Feet 2" NPS Pipe	Michigan Seamless Tube	Heat No. 1M35684	N/A	* 114-90045 PO# 009825-001780	N/A	Replacement	No
(1) 2" NPS 150# Raised Face Flange	Western Forge & Flange Co.	Heat No. 3M40774 Lot No. 8689	N/A	* 114-90527 PO# 009825-001847	N/A	Replacement	No
(2) 2" NPS 90 Degree Elbow	Bonney Forge	Lot No. 76150	N/A	*114-90818 PO# 009825-001917	N/A	Replacement	No

* Traceability per Exelon part code number.

7. Description of Work Replaced 2" globe valve and adjacent piping.

8. Tests conducted: Hydrostatic ☒ Pneumatic ☐ Nominal Operating Pressure ☒
Other _____ Pressure 115 PSI Test Temp. N/A °F.

NOTE: Supplemental sheets in form of lists, sketches, or drawings may be used, provided (1) size 8 1/2 in. x 11 in., (2) information in items 1 through 6 on this report is included on each sheet, and (3) each sheet is numbered and the number of sheets is recorded at the top of this form.

This Form (E00030) may be obtained from the Order Dept., 22 Law Drive, Box 2300, Fairfield, N.J. 07007-2300.

FORM NIS-2 (BACK)

9. Remarks: Manufacturer's data reports are traceable by Exelon work order package.

Applicable Manufacturer's Data Reports to be attached

Valve 011-2026E constructed in accordance with ASME III, 1974 edition, Summer 1975 addenda.

CERTIFICATE OF COMPLIANCE

We certify that the statements made in the report are correct and this replacement conforms to the rules of the
ASME Code, Section XI (repair or replacement)
Type Code Symbol Stamp NA

Certificate of Authorization No. NA Expiration Date NA

Signed J.H. Kramer J.H. Kramer, Site Weld Administrator Date July 5, 2006
Owner or Owner's Designee, Title

CERTIFICATE OF INSERVICE INSPECTION

I, the undersigned, holding a valid commission issued by the National Board of Boiler and Pressure Vessel Inspectors and the State
or Province of Pennsylvania and employed by HSBCT of
Hartford, CT

have inspected the components described
in this Owner's Report during the period 23 MAY 05 to 15 AUG 06, and state that
to the best of my knowledge and belief, the Owner has performed examinations and taken corrective measures described in this
Owner's Report in accordance with the requirements of the ASME Code, Section XI.

By signing this certificate neither the Inspector nor his employer makes any warranty, expressed or implied, concerning the
examinations and corrective measures described in this Owner's Report. Furthermore, neither the Inspector nor his employer
shall be liable in any manner for any personal injury or property damage or a loss of any kind arising from or connected with this
inspection.

Paul Kramarz Commissions PA-2497 I, N & A, C
Inspector's Signature National Board, State, Province, and Endorsements

Date 15 AUG 20 06

FORM NIS-2 OWNER'S REPORT FOR REPAIRS OR REPLACEMENTS
As Required by the Provisions of the ASME Code Section XI

1. Owner Exelon Generation Company, LLC Date February 12, 2007
Name
200 Exelon Way, Kennett Square, PA 19348 Sheet 1 of 2
Address

2. Plant Limerick Generating Station Unit 2
Name
3146 Sanatoga Road, Pottstown, PA 19464 Work Order # C0216760
Address Repair Organization P.O. No., Job No. etc.

3. Work Performed by Exelon Nuclear Type Code Symbol Stamp N/A
Name Authorization No. N/A
3146 Sanatoga Road, Pottstown, PA 19464 Expiration Date N/A
Address

4. Identification of System : Emergency Service Water (System-011) Line No. HBC-241 Valve HV-011-201D

5. (a) Applicable Construction Code ASME III 19 74 Edition, Winter 1974 Addenda, N/A Code Case
(b) Applicable Edition of Section XI Utilized for Repairs or Replacements 19 89
(c) Applicable Section XI Code Case(s) N-416-2

6. Identification of Components Repaired or Replaced and Replacement Components

Name of Component	Name of Manufacturer	Manufacturer Serial No.	National Board No.	Other Identification	Year Built	Repaired, Replaced, or Replacement	ASME Code Stamped
2" Valve HV-011-201A	Flowserve	99 BEM	N/A	* 114-85129 PO# 257797-359	2006	Replacement	Yes
(3) Feet 2" NPS Pipe	Michigan Seamless Tube	Heat No. 001M40221	N/A	* 114-90045 PO# 009825-2407	N/A	Replacement	No
(1) 2" NPS 150# Raised Face Flange	Western Forge & Flange Co.	Heat No. 3M40774 Lot# 8689	N/A	* 114-90527 PO# 009825-481536	N/A	Replacement	No
(1) 2" NPS 90 Degree Elbow	Bonney Forge	Lot# 76259	N/A	* 114-90818 PO# 009825-2334	N/A	Replacement	No
SP-HBC-241-E10-H1 pipe restraint	Bergen-Power	PS-1010-2	N/A	*114-92636 PO# LS386535-000150	N/A	Replacement	No

* Traceability per Exelon part code number.

7. Description of Work Replaced 2" valve, adjacent piping and pipe support.

8. Tests conducted: Hydrostatic ☐ Pneumatic ☐ Nominal Operating Pressure ☒
Other ☐ Pressure 112 PSI Test Temp. N/A °F.

NOTE: Supplemental sheets in form of lists, sketches, or drawings may be used, provided (1) size 8 1/2 in. x 11 in., (2) information in items 1 through 6 on this report is included on each sheet, and (3) each sheet is numbered and the number of sheets is recorded at the top of this form.

This Form (E00030) may be obtained from the Order Dept., 22 Law Drive, Box 2300, Fairfield, N.J. 07007-2300

FORM NIS-2 (BACK)

9. Remarks: Manufacturer's data reports are traceable by Exelon work order package.

Applicable Manufacturer's Data Reports to be attached

Valve HV-011-201D constructed in accordance with ASME III, 1974 edition, Summer 1975 addenda.

Work completed in accordance with Exelon design ECR 05-00444.

CERTIFICATE OF COMPLIANCE

We certify that the statements made in the report are correct and this replacement conforms to the rules of the
ASME Code, Section XI (repair or replacement)
Type Code Symbol Stamp NA

Certificate of Authorization No. NA Expiration Date NA

Signed J. H. Kramer J.H. Kramer, site weld administrator Date February 12, 2007
Owner or Owner's Designee, Title

CERTIFICATE OF INSERVICE INSPECTION

I, the undersigned, holding a valid commission issued by the National Board of Boiler and Pressure Vessel Inspectors and the State
or Province of Pennsylvania and employed by HSBCT of
Hartford, CT have inspected the components described
in this Owner's Report during the period 28 APR 06 to 12 FEB 07, and state that
to the best of my knowledge and belief, the Owner has performed examinations and taken corrective measures described in this
Owner's Report in accordance with the requirements of the ASME Code, Section XI.

By signing this certificate neither the Inspector nor his employer makes any warranty, expressed or implied, concerning the
examinations and corrective measures described in this Owner's Report. Furthermore, neither the Inspector nor his employer
shall be liable in any manner for any personal injury or property damage or a loss of any kind arising from or connected with this
inspection.

Paul Pennington Commissions PA-2497 I, N & A, C
Inspector's Signature National Board, State, Province, and Endorsements

Date 12 FEB 2007

FORM NIS-2 OWNER'S REPORT FOR REPAIRS OR REPLACEMENTS
As Required by the Provisions of the ASME Code Section XI

1. Owner Exelon Generation Company, LLC Date February 1, 2007
Name
200 Exelon Way, Kennett Square, PA 19348 Sheet 1 of 2
Address

2. Plant Limerick Generating Station Unit 2
Name
3146 Sanatoga Road, Pottstown, PA 19464 Work Order # C0215130
Address Repair Organization P.O. No., Job No. etc.

3. Work Performed by Exelon Nuclear Type Code Symbol Stamp N/A
Name Authorization No. N/A
3146 Sanatoga Road, Pottstown, PA 19464 Expiration Date N/A
Address

4. Identification of System : Emergency Service Water (System-011) Line No. HBC-241 Valve HV-011-201H

5. (a) Applicable Construction Code ASME III 1974 Edition, Winter 1974 Addenda, N/A Code Case
(b) Applicable Edition of Section XI Utilized for Repairs or Replacements 1989
(c) Applicable Section XI Code Case(s) N-416-2

6. Identification of Components Repaired or Replaced and Replacement Components

Name of Component	Name of Manufacturer	Manufacturer Serial No.	National Board No.	Other Identification	Year Built	Repaired, Replaced, or Replacement	ASME Code Stamped
2" Valve HV-011-201H	Flowserve	28 BCY	N/A	* 114-85129 PO# 257797-276	2005	Replacement	Yes
(3) Feet 2" NPS Pipe	Michigan Seamless Tube	Heat No. 001M40221	N/A	* 114-90045 PO# 009825-2407	N/A	Replacement	No
(1) 2" NPS 150# Raised Face Flange	Western Forge & Flange Co.	Heat No. 3M40774 Lot# 8689	N/A	* 114-90527 PO# 009825-2275	N/A	Replacement	No
(1) 2" NPS 90 Degree Elbow	Bonney Forge	Lot# 75187	N/A	* 114-90818 PO# 009825-348182	N/A	Replacement	No
SP-HBC-241-E9-H2 pipe restraint	Bergen-Power	PS-1010-2	N/A	*114-92636 PO# LS386535-000150	N/A	Replacement	No
SP-HBC-241-E9-H3 pipe restraint	Exelon	N/A	N/A	N/A	N/A	Replacement	No

* Traceability per Exelon part code number.

7. Description of Work Replaced 2" valve, adjacent piping and pipe support. Relocated pipe support SP-HBC-241-E9-H3

8. Tests conducted: Hydrostatic ☐ Pneumatic ☐ Nominal Operating Pressure ☒
Other ☐ Pressure 112 PSI Test Temp. N/A °F.

NOTE: Supplemental sheets in form of lists, sketches, or drawings may be used, provided (1) size 8 1/2 in. x 11 in., (2) information in items 1 through 6 on this report is included on each sheet, and (3) each sheet is numbered and the number of sheets is recorded at the top of this form.

FORM NIS-2 (BACK)

9. Remarks: Manufacturer's data reports are traceable by Exelon work order package.

Applicable Manufacturer's Data Reports to be attached

Valve HV-011-201H constructed in accordance with ASME III, 1974 edition, Summer 1975 addenda.

Work completed in accordance with Exelon design change ECR 05-00444.

CERTIFICATE OF COMPLIANCE

We certify that the statements made in the report are correct and this replacement conforms to the rules of the
ASME Code, Section XI (repair or replacement)
Type Code Symbol Stamp NA

Certificate of Authorization No. NA Expiration Date NA

Signed J. H. Kramer J.H. Kramer, site weld administrator Date February 1, 2007
Owner or Owner's Designee, Title

CERTIFICATE OF INSERVICE INSPECTION

I, the undersigned, holding a valid commission issued by the National Board of Boiler and Pressure Vessel Inspectors and the State
or Province of Pennsylvania and employed by HSBCT of
Hartford, CT have inspected the components described
in this Owner's Report during the period 28 APR 06 to 6 FEB 07, and state that
to the best of my knowledge and belief, the Owner has performed examinations and taken corrective measures described in this
Owner's Report in accordance with the requirements of the ASME Code, Section XI.

By signing this certificate neither the Inspector nor his employer makes any warranty, expressed or implied, concerning the
examinations and corrective measures described in this Owner's Report. Furthermore, neither the Inspector nor his employer
shall be liable in any manner for any personal injury or property damage or a loss of any kind arising from or connected with this
inspection.

Paul Hernandez Commissions PA-2497 I, N & A, C
Inspector's Signature National Board, State, Province, and Endorsements

Date 6 FEB 2007

FORM NIS-2 OWNER'S REPORT FOR REPAIRS OR REPLACEMENTS
As Required by the Provisions of the ASME Code Section XI

1. Owner Exelon Generation Company, LLC Date April 28, 2007
Name
200 Exelon Way, Kennett Square, PA 19348 Sheet 1 of 5
Address
2. Plant Limerick Generating Station Unit 2
Name
3146 Sanatoga Road, Pottstown, PA 19464 Work Order No. C0212980
Address Repair Organization P.O. No., Job No. etc.
3. Work Performed by Exelon Nuclear Type Code Symbol Stamp None
Name Authorization No. Not applicable
3146 Sanatoga Road, Pottstown, PA 19464 Expiration Date Not applicable
Address
4. Identification of System Emergency Service Water (System 011) Line No. HBC-239-3 and HBC-248-4 A-Loop ESW
5. (a) Applicable Construction Code ASME III 1974 Edition, Winter 1974 Addenda, None Code Case
(b) Applicable Edition of Section XI Utilized for Repairs / Replacement Activity 2001 edition with addenda through 2003
(c) Applicable Section XI Code Case(s) N/A

6. Identification of Components Repaired or Replaced and Replacement Components

Name of Component	Name of Manufacturer	Manufacturer Serial No.	National Board No.	Other Identification	Year Built	Repaired, Replaced, or Replacement	ASME Code Stamped (Yes or No)
HBC-239-3 (22 feet) 4" NPS Pipe	TUBACEX	Heat No. 33655	N/A	* 114-56231 PO# 009825-1670	N/A	Replacement	No
HBC-239-3 (18 feet) 4" NPS Pipe	TUBACEX	Heat No. 33721	N/A	* 114-56231 PO# 009825-1670	N/A	Replacement	No
HBC-239-3 (50 feet) 4" NPS Pipe	SANYO Special Steel	Heat No. 709430	N/A	* 114-56231 PO# 009825-2575	N/A	Replacement	No
HBC-239-3 (3) 4" NPS Flanges	WFI Nuclear	Heat Code 3754 ANE1	N/A	* 114-56323 PO# 009825-2575	N/A	Replacement	No
HBC-239-3 (1) 4" NPS 45 Deg Elbow	Taylor Forge	Heat Code LXTF-1	N/A	* 114-56239 PO# 009825-2366	N/A	Replacement	No

* Traceability per Exelon stock code number.

7. Description of work: Replaced carbon steel Emergency Service Water piping with stainless steel.
8. Tests conducted: Hydrostatic ☐ Pneumatic ☐ Nominal Operating Pressure ☒ Exempt ☐
Other ☐ 105 psi Test Temp. N/A °F.

NOTE: Supplemental sheets in form of lists, sketches, or drawings may be used, provided (1) size 8 1/2 in. x 11 in., (2) information in items 1 through 6 on this report is included on each sheet, and (3) each sheet is numbered and the number of sheets is recorded at the top of this form.

This Form (E00030) may be obtained from the ASME Order Dept., 22 Law Drive, Box 2300, Fairfield, N.J. 07007-2300

FORM NIS-2 OWNER'S REPORT FOR REPAIRS OR REPLACEMENTS
As Required by the Provisions of the ASME Code Section XI

1. Owner Exelon Generation Company, LLC Date April 28, 2007
Name
200 Exelon Way, Kennett Square, PA 19348 Sheet 2 of 5
Address
2. Plant Limerick Generating Station Unit 2
Name
3146 Sanatoga Road, Pottstown, PA 19464 Work Order No. C0212980
Address Repair Organization P.O. No., Job No. etc.
3. Work Performed by Exelon Nuclear Type Code Symbol Stamp None
Name Authorization No. Not applicable
3146 Sanatoga Road, Pottstown, PA 19464 Expiration Date Not applicable
Address
4. Identification of System Emergency Service Water (System 011) Line No. HBC-239-3 and HBC-248-4 A-Loop ESW
5. (a) Applicable Construction Code ASME III 1974 Edition, Winter 1974 Addenda, None Code Case
(b) Applicable Edition of Section XI Utilized for Repairs / Replacement Activity 2001 edition with addenda through 2003
(c) Applicable Section XI Code Case(s) N/A

6. Identification of Components Repaired or Replaced and Replacement Components

Name of Component	Name of Manufacturer	Manufacturer Serial No.	National Board No.	Other Identification	Year Built	Repaired, Replaced, or Replacement	ASME Code Stamped (Yes or No)
HBC-239-3 (6) 4" NPS 90 Deg Elbow	Taylor Forge	Heat Code MDWS-2	N/A	* 114-56238 PO# 009825-1670	N/A	Replacement	No
HBC-239-3 (2) 4" NPS 90 Deg Elbow	Taylor Forge	Heat Code MJUS-1	N/A	* 114-56238 PO# 009825-2470	N/A	Replacement	No
HBC-239-3 (1) 4" NPS Tee	Taylor Forge	Heat Code MJUS-1	N/A	* 114-56230 PO# 009825-2470	N/A	Replacement	No
HBC-239-3 (4) 5/8" Threaded Flange Studs	Nova Machine	Trace Code 347C	N/A	* 114-37655 PO# 180864-2072	N/A	Replacement	No
HBC-239-3 (8) 5/8" Threaded Flange Studs	Nova Machine	Trace Code E717	N/A	* 114-18638 PO# 180864-348461	N/A	Replacement	No
HBC-239-3 (12) 5/8" Threaded Flange Studs	Nova Machine	Heat Code SSZ	N/A	* 114-92558 PO# 159325-348895	N/A	Replacement	No
HBC-239-3 (32) 5/8" Nuts	Nova Machine	Heat Code Z657	N/A	* 116-12090 PO# 180864-2111	N/A	Replacement	No
HBC-239-H6 1" Steel Shim Plate	Nucor Steel	Heat No. 6107136-02	N/A	* 114-92860 PO# 001897-582	N/A	Replacement	No

* Traceability per Exelon stock code number.

FORM NIS-2 OWNER'S REPORT FOR REPAIRS OR REPLACEMENTS
As Required by the Provisions of the ASME Code Section XI

1. Owner Exelon Generation Company, LLC Date April 28, 2007
Name
200 Exelon Way, Kennett Square, PA 19348 Sheet 3 of 5
Address
2. Plant Limerick Generating Station Unit 2
Name
3146 Sanatoga Road, Pottstown, PA 19464 Work Order No. C0212980
Address Repair Organization P.O. No., Job No. etc.
3. Work Performed by Exelon Nuclear Type Code Symbol Stamp None
Name Authorization No. Not applicable
3146 Sanatoga Road, Pottstown, PA 19464 Expiration Date Not applicable
Address
4. Identification of System Emergency Service Water (System 011) Line No. HBC-239-3 and HBC-248-4 A-Loop ESW
5. (a) Applicable Construction Code ASME III 1974 Edition, Winter 1974 Addenda, None Code Case
(b) Applicable Edition of Section XI Utilized for Repairs / Replacement Activity 2001 edition with addenda through 2003
(c) Applicable Section XI Code Case(s) N/A

6. Identification of Components Repaired or Replaced and Replacement Components

Name of Component	Name of Manufacturer	Manufacturer Serial No.	National Board No.	Other Identification	Year Built	Repaired, Replaced, or Replacement	ASME Code Stamped (Yes or No)
HBC-248-4 (10 feet) 4" NPS Pipe	TUBACEX	Heat No. 33721	N/A	* 114-56231 PO# 009825-1670	N/A	Replacement	No
HBC-248-4 (82 feet) 4" NPS Pipe	SANYO Special Steel	Heat No. 709430	N/A	* 114-56231 PO# 009825-2575	N/A	Replacement	No
HBC-248-4 (3) 4" NPS Flanges	WFI Nuclear	Heat Code 3754 ANE1	N/A	* 114-56323 PO# 009825-2575	N/A	Replacement	No
HBC-248-4 (1) 4" NPS 45 Deg Elbow	Taylor Forge	Heat Code LXTF-1	N/A	* 114-56239 PO# 009825-2366	N/A	Replacement	No
HBC-248-4 (4) 4" NPS 90 Deg Elbow	Taylor Forge	Heat Code MDWS-2	N/A	* 114-56238 PO# 009825-1670	N/A	Replacement	No
HBC-248-4 (3) 4" NPS 90 Deg Elbow	Taylor Forge	Heat Code MJUS-1	N/A	* 114-56238 PO# 009825-2470	N/A	Replacement	No
HBC-248-4 (1) 4" NPS Tee	Taylor Forge	Heat Code MJUS-1	N/A	* 114-56230 PO# 009825-2470	N/A	Replacement	No

* Traceability per Exelon stock code number.

FORM NIS-2 OWNER'S REPORT FOR REPAIRS OR REPLACEMENTS
As Required by the Provisions of the ASME Code Section XI

1. Owner Exelon Generation Company, LLC Date April 28, 2007
Name
200 Exelon Way, Kennett Square, PA 19348 Sheet 4 of 5
Address
2. Plant Limerick Generating Station Unit 2
Name
3146 Sanatoga Road, Pottstown, PA 19464 Work Order No. C0212980
Address Repair Organization P.O. No., Job No. etc.
3. Work Performed by Exelon Nuclear Type Code Symbol Stamp None
Name Authorization No. Not applicable
3146 Sanatoga Road, Pottstown, PA 19464 Expiration Date Not applicable
Address
4. Identification of System Emergency Service Water (System 011) Line No. HBC-239-3 and HBC-248-4 A-Loop ESW
5. (a) Applicable Construction Code ASME III 1974 Edition, Winter 1974 Addenda, None Code Case
(b) Applicable Edition of Section XI Utilized for Repairs / Replacement Activity 2001 edition with addenda through 2003
(c) Applicable Section XI Code Case(s) N/A

6. Identification of Components Repaired or Replaced and Replacement Components

Name of Component	Name of Manufacturer	Manufacturer Serial No.	National Board No.	Other Identification	Year Built	Repaired, Replaced, or Replacement	ASME Code Stamped (Yes or No)
HBC-248-4 (16) 5/8" Threaded Flange Studs	Nova Machine	Trace Code 347C	N/A	* 114-37655 PO# 180864-2072	N/A	Replacement	No
HBC-248-4 (8) 5/8" Threaded Flange Studs	Nova Machine	Trace Code E717	N/A	* 114-18638 PO# 180864-348461	N/A	Replacement	No
HBC-248-4 (32) 5/8" Nuts	Nova Machine	Heat Code Z657	N/A	* 116-12090 PO# 180864-2111	N/A	Replacement	No
HBC-248-H23 (5) Feet W4 x 13 Beam	Nucor Steel Berkley	Heat No. 2507199	N/A	* 114-93009 PO# 001897-544	N/A	Replacement	No
HBC-248-H29 (1) 1/2 " Nut	Nova Machine	Heat No. 7420694	N/A	* 116-12074 PO# 180864-1792	N/A	Replacement	No

* Traceability per Exelon stock code number.

FORM NIS-2 (BACK)

9. Remarks Pipe replacement completed in accordance with Exelon design change ECR 03-00705.Applicable Manufacturer's Data Reports to be attached

CERTIFICATE OF COMPLIANCE

We certify that the statements made in the report are correct and this replacement conforms to the rules of the ASME Code, Section XI. (repair or replacement)

Type Code Symbol Stamp NACertificate of Authorization No. NA Expiration Date NA

Signed J.H. Kramer J.H. Kramer (site weld administrator) Date April 28, 2007
 Owner or Owner's Designee, Title

CERTIFICATE OF INSERVICE INSPECTION

I, the undersigned, holding a valid commission issued by the National Board of Boiler and Pressure Vessel Inspectors and the State or Province of Pennsylvania and employed by HSBCT of Hartford, CT have inspected the components described in this Owner's Report during the period 10 NOV 06 to 2 MAY 07, and state that to the best of my knowledge and belief, the Owner has performed examinations and taken corrective measures described in this Owner's Report in accordance with the requirements of the ASME Code, Section XI.

By signing this certificate neither the Inspector nor his employer makes any warranty, expressed or implied, concerning the examinations and corrective measures described in this Owner's Report. Furthermore, neither the Inspector nor his employer shall be liable in any manner for any personal injury or property damage or a loss of any kind arising from or connected with this inspection.

Paul Chernick
 Inspector's Signature

Commissions PA-2497 I.N & A, C
 National Board, State, Province, and Endorsements

Date 2 MAY 20 07

FORM NIS-2 OWNER'S REPORT FOR REPAIRS OR REPLACEMENTS
As Required by the Provisions of the ASME Code Section XI

1. Owner Exelon Generation Company, LLC Date April 28, 2007
Name
200 Exelon Way, Kennett Square, PA 19348 Sheet 1 of 5
Address
2. Plant Limerick Generating Station Unit 2
Name
3146 Sanatoga Road, Pottstown, PA 19464 Work Order No. C0211783
Address Repair Organization P.O. No., Job No. etc.
3. Work Performed by Exelon Nuclear Type Code Symbol Stamp None
Name Authorization No. Not applicable
3146 Sanatoga Road, Pottstown, PA 19464 Expiration Date Not applicable
Address
4. Identification of System Emergency Service Water (System 011) Line No. HBC-239-1 and HBC-248-2 B-Loop ESW
5. (a) Applicable Construction Code ASME III 1974 Edition, Winter 1974 Addenda, None Code Case
(b) Applicable Edition of Section XI Utilized for Repairs / Replacement Activity 2001 edition with addenda through 2003
(c) Applicable Section XI Code Case(s) N/A

6. Identification of Components Repaired or Replaced and Replacement Components

Name of Component	Name of Manufacturer	Manufacturer Serial No.	National Board No.	Other Identification	Year Built	Repaired, Replaced, or Replacement	ASME Code Stamped (Yes or No)
HBC-239-1 (68 feet) 4" NPS Pipe	TUBACEX	Heat No. 33721	N/A	* 114-56231 PO# 009825-1670	N/A	Replacement	No
HBC-239-1 (3) 4" NPS Flanges	WFI Nuclear	Heat Code 3754 ANE1	N/A	* 114-56323 PO# 009825-2575	N/A	Replacement	No
HBC-239-1 (1) 4" NPS Tee	Taylor Forge	Heat Code MGZD-1	N/A	* 114-56230 PO# 009825-2575	N/A	Replacement	No
HBC-239-1 (4) 4" NPS 90 Deg Elbow	Taylor Forge	Heat Code MKRN-1	N/A	* 114-56238 PO# 009825-2575	N/A	Replacement	No
HBC-239-1 (4) 4" NPS 90 Deg Elbow	Taylor Forge	Heat Code MKRN-2	N/A	* 114-56238 PO# 009825-2575	N/A	Replacement	No

* Traceability per Exelon stock code number.

7. Description of work: Replaced carbon steel Emergency Service Water piping with stainless steel.
8. Tests conducted: Hydrostatic ☐ Pneumatic ☐ Nominal Operating Pressure ☒ Exempt ☐
Other ☐ 113 psi Test Temp. N/A °F.

NOTE: Supplemental sheets in form of lists, sketches, or drawings may be used, provided (1) size 8 1/2 in. x 11 in., (2) information in items 1 through 6 on this report is included on each sheet, and (3) each sheet is numbered and the number of sheets is recorded at the top of this form.

This Form (E00030) may be obtained from the ASME Order Dept., 22 Law Drive, Box 2300, Fairfield, N.J. 07007-2300

FORM NIS-2 OWNER'S REPORT FOR REPAIRS OR REPLACEMENTS
As Required by the Provisions of the ASME Code Section XI

1. Owner Exelon Generation Company, LLC Date April 28, 2007
Name
200 Exelon Way, Kennett Square, PA 19348 Sheet 2 of 5
Address
2. Plant Limerick Generating Station Unit 2
Name
3146 Sanatoga Road, Pottstown, PA 19464 Work Order No. C0211783
Address Repair Organization P.O. No., Job No. etc.
3. Work Performed by Exelon Nuclear Type Code Symbol Stamp None
Name Authorization No. Not applicable
3146 Sanatoga Road, Pottstown, PA 19464 Expiration Date Not applicable
Address
4. Identification of System Emergency Service Water (System 011) Line No. HBC-239-1 and HBC-248-2 B-Loop ESW
5. (a) Applicable Construction Code ASME III 1974 Edition, Winter 1974 Addenda, None Code Case
(b) Applicable Edition of Section XI Utilized for Repairs / Replacement Activity 2001 edition with addenda through 2003
(c) Applicable Section XI Code Case(s) N/A

6. Identification of Components Repaired or Replaced and Replacement Components

Name of Component	Name of Manufacturer	Manufacturer Serial No.	National Board No.	Other Identification	Year Built	Repaired, Replaced, or Replacement	ASME Code Stamped (Yes or No)
HBC-239-1 (8) 5/8" Threaded Flange Studs	Nova Machine	Trace Code 0J12	N/A	* 114-18638 PO# 180864-2326	N/A	Replacement	No
HBC-239-1 (8) 5/8" Threaded Flange Studs	Nova Machine	Trace Code R785	N/A	* 114-92558 PO# 180864-1774	N/A	Replacement	No
HBC-239-1 (8) 5/8" Threaded Flange Studs	Nova Machine	Trace Code X877	N/A	* 114-92558 PO# 180864-2081	N/A	Replacement	No
HBC-239-1 (32) 5/8" Nuts	Nova Machine	Trace Code Z657	N/A	* 116-12090 PO# 180864-2111	N/A	Replacement	No
HBC-239-H32 (2) 1/2" Nuts	Nova Machine	Trace Code X178	N/A	* 116-12074 PO# 180864-1792	N/A	Replacement	No
HBC-239-H53 Pipe U-Strap	Bergan Power	Bergan Part No. 86313	N/A	* 114-59905 PO# 182789-147	N/A	Replacement	No

* Traceability per Exelon stock code number.

FORM NIS-2 OWNER'S REPORT FOR REPAIRS OR REPLACEMENTS
As Required by the Provisions of the ASME Code Section XI

1. Owner Exelon Generation Company, LLC Date April 28, 2007
Name
200 Exelon Way, Kennett Square, PA 19348 Sheet 3 of 5
Address
2. Plant Limerick Generating Station Unit 2
Name
3146 Sanatoga Road, Pottstown, PA 19464 Work Order No. C0211783
Address Repair Organization P.O. No., Job No. etc.
3. Work Performed by Exelon Nuclear Type Code Symbol Stamp None
Name Authorization No. Not applicable
3146 Sanatoga Road, Pottstown, PA 19464 Expiration Date Not applicable
Address
4. Identification of System Emergency Service Water (System 011) Line No. HBC-239-1 and HBC-248-2 B-Loop ESW
5. (a) Applicable Construction Code ASME III 19 74 Edition, Winter 1974 Addenda, None Code Case
(b) Applicable Edition of Section XI Utilized for Repairs / Replacement Activity 2001 edition with addenda through 2003
(c) Applicable Section XI Code Case(s) N/A

6. Identification of Components Repaired or Replaced and Replacement Components

Name of Component	Name of Manufacturer	Manufacturer Serial No.	National Board No.	Other Identification	Year Built	Repaired, Replaced, or Replacement	ASME Code Stamped (Yes or No)
HBC-248-2 (17 feet) 4" NPS Pipe	TUBACEX	Heat No. 33687	N/A	* 114-56231 PO# 009825-1670	N/A	Replacement	No
HBC-248-2 (53 feet) 4" NPS Pipe	TUBACEX	Heat No. 33721	N/A	* 114-56231 PO# 009825-1670	N/A	Replacement	No
HBC-248-2 (3) 4" NPS Flanges	WFI Nuclear	Heat Code 3754 ANE1	N/A	* 114-56323 PO# 009825-2575	N/A	Replacement	No
HBC-248-2 (1) 4" NPS 45 Deg Elbow	Taylor Forge	Heat Code LZZU-1	N/A	* 114-56239 PO# 009825-2366	N/A	Replacement	No
HBC-248-2 (1) 4" NPS Tee	Taylor Forge	Heat Code MGZD-1	N/A	* 114-56230 PO# 009825-2575	N/A	Replacement	No
HBC-248-2 (2) 4" NPS 90 Deg Elbow	Taylor Forge	Heat Code MKRN-1	N/A	* 114-56238 PO# 009825-2575	N/A	Replacement	No
HBC-248-2 (4) 4" NPS 90 Deg Elbow	Taylor Forge	Heat Code MKRN-2	N/A	* 114-56238 PO# 009825-2575	N/A	Replacement	No

* Traceability per Exelon stock code number.

FORM NIS-2 OWNER'S REPORT FOR REPAIRS OR REPLACEMENTS
As Required by the Provisions of the ASME Code Section XI

1. Owner Exelon Generation Company, LLC Date April 28, 2007
Name
200 Exelon Way, Kennett Square, PA 19348 Sheet 4 of 5
Address
2. Plant Limerick Generating Station Unit 2
Name
3146 Sanatoga Road, Pottstown, PA 19464 Work Order No. C0211783
Address Repair Organization P.O. No., Job No. etc.
3. Work Performed by Exelon Nuclear Type Code Symbol Stamp None
Name Authorization No. Not applicable
3146 Sanatoga Road, Pottstown, PA 19464 Expiration Date Not applicable
Address
4. Identification of System Emergency Service Water (System 011) Line No. HBC-239-1 and HBC-248-2 B-Loop ESW
5. (a) Applicable Construction Code ASME III 19 74 Edition, Winter 1974 Addenda, None Code Case
(b) Applicable Edition of Section XI Utilized for Repairs / Replacement Activity 2001 edition with addenda through 2003
(c) Applicable Section XI Code Case(s) N/A

6. Identification of Components Repaired or Replaced and Replacement Components

Name of Component	Name of Manufacturer	Manufacturer Serial No.	National Board No.	Other Identification	Year Built	Repaired, Replaced, or Replacement	ASME Code Stamped (Yes or No)
HBC-248-2 (8) 5/8" Threaded Flange Studs	Nova Machine	Trace Code 0J12	N/A	* 114-18638 PO# 180864-2326	N/A	Replacement	No
HBC-248-2 (16) 5/8" Threaded Flange Studs	Nova Machine	Trace Code X877	N/A	* 114-92558 PO# 180864-2081	N/A	Replacement	No
HBC-248-4 (32) 5/8" Nuts	Nova Machine	Heat Code Z657	N/A	* 116-12090 PO# 180864-2111	N/A	Replacement	No
HBC-248-H10 (2) Feet C4 x 5.4 Channel	Roanoke (Siskin Steel)	Heat No. JE 7460	N/A	* 114-92794 PO# 001897-466	N/A	Replacement	No

* Traceability per Exelon stock code number.

FORM NIS-2 (BACK)

9. Remarks Pipe replacement completed in accordance with Exelon design change ECR 03-00705.
Applicable Manufacturer's Data Reports to be attached

CERTIFICATE OF COMPLIANCE

We certify that the statements made in the report are correct and this replacement conforms to the rules of the ASME Code, Section XI. (repair or replacement)

Type Code Symbol Stamp NA

Certificate of Authorization No. NA Expiration Date NA

Signed J.H. Kramer J.H. Kramer (site weld administrator) Date April 28, 2007
 Owner or Owner's Designee, Title

CERTIFICATE OF INSERVICE INSPECTION

I, the undersigned, holding a valid commission issued by the National Board of Boiler and Pressure Vessel Inspectors and the State or Province of Pennsylvania and employed by HSBCT of Hartford, CT have inspected the components described in this Owner's Report during the period 14 NOV 06 to 3 MAY 07, and state that to the best of my knowledge and belief, the Owner has performed examinations and taken corrective measures described in this Owner's Report in accordance with the requirements of the ASME Code, Section XI.

By signing this certificate neither the Inspector nor his employer makes any warranty, expressed or implied, concerning the examinations and corrective measures described in this Owner's Report. Furthermore, neither the Inspector nor his employer shall be liable in any manner for any personal injury or property damage or a loss of any kind arising from or connected with this inspection.

Paul Sena Commissions PA-2497 I.N. & A. C
 Inspector's Signature National Board, State, Province, and Endorsements

Date 3 MAY 20 07

FORM NIS-2 OWNER'S REPORT FOR REPAIRS OR REPLACEMENTS
As Required by the Provisions of the ASME Code Section XI

1. Owner Exelon Generation Company, LLC Date March 28, 2007
Name
200 Exelon Way, Kennett Square, PA 19348 Sheet 1 of 2
Address
2. Plant Limerick Generating Station Unit 2
Name
3146 Sanatoga Road, Pottstown PA 19464 Work Order No. C0219418
Address Repair Organization P.O. No., Job No. etc.
3. Work Performed by Exelon Nuclear Type Code Symbol Stamp N/A
Name Authorization No. N/A
3146 Sanatoga Road, Pottstown PA 19464 Expiration Date N/A
Address
4. Identification of System Emergency Service Water (System 011) Line No. HBC-245-2 (011-2439)
5. (a) Applicable Construction Code ASME III 1974 Edition, Winter 1974 Addenda, N/A Code Case
(b) Applicable Edition of Section XI Utilized for Repairs or Replacements: 2001 edition with addenda through 2003
(c) Applicable Section XI Code Case(s) None

6. Identification of Components Repaired or Replaced and Replacement Components

Name of Component	Name of Manufacturer	Manufacturer Serial No.	National Board No.	Other Identification	Year Built	Repaired, Replaced, or Replacement	ASME Code Stamped (Yes or No)
(2) Feet 3" NPS pipe	USS Tubular Products	Heat# A82089	N/A	* 114-90060 PO# 009825-1847	N/A	Replacement	No
(1) 3" NPS flange	Western Forge & Flange	Heat # 3M40774	N/A	* 114-91439 PO# 009825-2920	N/A	Replacement	No

* Traceability per Exelon stock code number.

7. Description of work: Replaced 3" HBC-245-2 Emergency service water piping.
8. Tests conducted: Hydrostatic ☐ Pneumatic ☐ Nominal Operating Pressure ☒
Other ☐ 113 psi Test Temp. N/A °F.

NOTE: Supplemental sheets in form of lists, sketches, or drawings may be used, provided (1) size 8 1/2 in. x 11 in., (2) information in items 1 through 6 on this report is included on each sheet, and (3) each sheet is numbered and the number of sheets is recorded at the top of this form.

FORM NIS-2 (BACK)

9. Remarks None

Applicable Manufacturer's Data Reports to be attached

CERTIFICATE OF COMPLIANCE

We certify that the statements made in the report are correct and this replacement conforms to the rules of the ASME Code, Section XI. (repair or replacement)

Type Code Symbol Stamp NA

Certificate of Authorization No. NA Expiration Date NA

Signed J.H. Kramer J.H. Kramer (site weld administrator) Date March 28, 2007
Owner or Owner's Designee, Title

CERTIFICATE OF INSERVICE INSPECTION

I, the undersigned, holding a valid commission issued by the National Board of Boiler and Pressure Vessel Inspectors and the State or Province of Pennsylvania and employed by HSBCT of Hartford, CT have inspected the components described in this Owner's Report during the period 3 JAN 07 to 16 APR 07, and state that to the best of my knowledge and belief, the Owner has performed examinations and taken corrective measures described in this Owner's Report in accordance with the requirements of the ASME Code, Section XI.

By signing this certificate neither the Inspector nor his employer makes any warranty, expressed or implied, concerning the examinations and corrective measures described in this Owner's Report. Furthermore, neither the Inspector nor his employer shall be liable in any manner for any personal injury or property damage or a loss of any kind arising from or connected with this inspection.

Paul Lemaire Commissions PA-2497 I.N. & A, C
Inspector's Signature National Board, State, Province, and Endorsements

Date 16 APR 2007.

FORM NIS-2 OWNER'S REPORT FOR REPAIRS OR REPLACEMENTS
As Required by the Provisions of the ASME Code Section XI

1. Owner Exelon Generation Company, LLC Date March 28, 2007
Name
200 Exelon Way, Kennett Square, PA 19348 Sheet 1 of 2
Address
2. Plant Limerick Generating Station Unit 2
Name
3146 Sanatoga Road, Pottstown PA 19464 Work Order No. C0219572
Address Repair Organization P.O. No., Job No. etc.
3. Work Performed by Exelon Nuclear Type Code Symbol Stamp N/A
Name Authorization No. N/A
3146 Sanatoga Road, Pottstown PA 19464 Expiration Date N/A
Address
4. Identification of System Emergency Service Water (System 011) Line No. SP-HBC-250-E10 (2D-V211)
5. (a) Applicable Construction Code ASME III 19 74 Edition, Winter 1974 Addenda, N/A Code Case
(b) Applicable Edition of Section XI Utilized for Repairs or Replacements: 2001 edition with addenda through 2003
(c) Applicable Section XI Code Case(s) None

6. Identification of Components Repaired or Replaced and Replacement Components

Name of Component	Name of Manufacturer	Manufacturer Serial No.	National Board No.	Other Identification	Year Built	Repaired, Replaced, or Replacement	ASME Code Stamped (Yes or No)
(1) Feet 2" NPS pipe PC# 7	Vision Metals Gulf States Tube	Heat No. 710144	N/A	* 114-90045 PO# 009825-348899	N/A	Replacement	No
(1) 3" NPS flange PC# 16	Western Forge & Flange	Heat No. 3M40774	N/A	* 114-91439 PO# 009825-2807	N/A	Replacement	No
(1) 3" x 2" reducer PC# 10	Taylor Forge	Heat No. MKRD-2	N/A	* 114-98055 PO# 009825-2754	N/A	Replacement	No

* Traceability per Exelon stock code number.

7. Description of work: Replaced 3" and 2" Emergency service water piping.
8. Tests conducted: Hydrostatic ☐ Pneumatic ☐ Nominal Operating Pressure ☒
Other ☐ 104 & 114 psi Test Temp. N/A °F.

NOTE: Supplemental sheets in form of lists, sketches, or drawings may be used, provided (1) size 8 1/2 in. x 11 in., (2) information in items 1 through 6 on this report is included on each sheet, and (3) each sheet is numbered and the number of sheets is recorded at the top of this form.

FORM NIS-2 (BACK)

9. Remarks None

Applicable Manufacturer's Data Reports to be attached

CERTIFICATE OF COMPLIANCE

We certify that the statements made in the report are correct and this replacement conforms to the rules of the ASME Code, Section XI. (repair or replacement)

Type Code Symbol Stamp NA

Certificate of Authorization No. NA Expiration Date NA

Signed J. H. Kramer J.H. Kramer (site weld administrator) Date March 28, 2007
Owner or Owner's Designee, Title

CERTIFICATE OF INSERVICE INSPECTION

I, the undersigned, holding a valid commission issued by the National Board of Boiler and Pressure Vessel Inspectors and the State or Province of Pennsylvania and employed by HSBCT of Hartford, CT have inspected the components described in this Owner's Report during the period 02 FEB 2007 to 02 APR 2007, and state that to the best of my knowledge and belief, the Owner has performed examinations and taken corrective measures described in this Owner's Report in accordance with the requirements of the ASME Code, Section XI.

By signing this certificate neither the Inspector nor his employer makes any warranty, expressed or implied, concerning the examinations and corrective measures described in this Owner's Report. Furthermore, neither the Inspector nor his employer shall be liable in any manner for any personal injury or property damage or a loss of any kind arising from or connected with this inspection.

Paul Bernat Commissions PA-2497 I.N & A. C
Inspector's Signature National Board, State, Province, and Endorsements

Date 02 APR 2007.

FORM NIS-2 OWNER'S REPORT FOR REPAIRS OR REPLACEMENTS
As Required by the Provisions of the ASME Code Section XI

1. Owner Exelon Generation Company, LLC Date April 3, 2007
Name
200 Exelon Way, Kennett Square, PA 19348 Sheet 1 of 2
Address

2. Plant Limerick Generating Station Unit 2
Name
3146 Sanatoga Road, Pottstown, PA 19464 Work Order No. C0217646
Address Repair Organization P.O. No., Job No. etc.

3. Work Performed by Exelon Nuclear Type Code Symbol Stamp None
Name Authorization No. Not applicable
3146 Sanatoga Road, Pottstown, PA 19464 Expiration Date Not applicable
Address

4. Identification of System Nuclear Boiler (System 041) Line No. HCC-232 MSIV No. HV-041-2F022A

5. (a) Applicable Construction Code ASME III 1974 Edition, Winter 1974 Addenda, N/A Code Case
(b) Applicable Edition of Section XI Utilized for Repairs or Replacements : 2001 edition with addenda through 2003.
(c) Applicable Section XI Code Case(s) None

6. Identification of Components Repaired or Replaced and Replacement Components

Name of Component	Name of Manufacturer	Manufacturer Serial No.	National Board No.	Other Identification	Year Built	Repaired, Replaced, or Replacement	ASME Code Stamped (Yes or No)
(5) Feet 1-1/2" NPS Sch 40 Pipe	SANYO	Heat No. 800766	N/A	* 114-90020 PO# 009825-002595	N/A	Replacement	No
(1) Feet 1-1/2" NPS Sch 80 Pipe	KOBE Steel	Heat No. V40407	N/A	* 114-90025 PO# 167002	N/A	Replacement	No
(10) 1-1/2 " Socket Weld Flanges	Western Forge & Flange	Heat Code CWL-B Heat No. 31223 Lot No. 792	N/A	* 114-91519 PO# 009825-002595	N/A	Replacement	No
(2) 1-1/2 " Socket Weld Couplings	Alloy Stainless Products	Heat Code HCB Heat No. L31351	N/A	* 114-92840 PO# LS628642	N/A	Replacement	No
(20) 1/2 " Studs	Nova Machine	Trace Code X878 Heat No. 230113	N/A	* 114-92554 PO# 180864-002081	N/A	Replacement	No
(40) 1/2 " Nuts	Nova Machine	Trace Code 108F Heat No. 299963	N/A	* 114-58484 PO# 180864-002072	N/A	Replacement	No

* Traceability per Exelon Part Code Number.

7. Description of Work: Replaced MSIV instrument gas piping and unions with flanged piping.

8. Tests conducted: Hydrostatic ☐ Pneumatic ☐ Nominal Operating Pressure ☒
Other ☐ Pressure 100 psi Test Temp. N/A °F.

NOTE: Supplemental sheets in form of lists, sketches, or drawings may be used, provided (1) size 8 1/2 in. x 11 in., (2) information in items 1 through 6 on this report is included on each sheet, and (3) each sheet is numbered and the number of sheets is recorded at the top of this form.

(12/82) This Form (E00030) may be obtained from the Order Dept., ASME, 345 E. 47th St., New York, N.Y. 10017

FORM NIS-2 (BACK)

9. Remarks: Work completed in accordance with Exelon Design Change ECR 06-00119.
Applicable Manufacturer's Data Reports to be attached

CERTIFICATE OF COMPLIANCE

We certify that the statements made in the report are correct and this replacement conforms to the rules of the ASME Code, Section XI.

Type Code Symbol Stamp NA

Certificate of Authorization No. NA Expiration Date NA

Signed J.H. Kramer J.H. Kramer, Site Weld Administrator Date April 3, 2007
Owner or Owner's Designee, Title

CERTIFICATE OF INSERVICE INSPECTION

I, the undersigned, holding a valid commission issued by the National Board of Boiler and Pressure Vessel Inspectors and the State or Province of Pennsylvania and employed by HSBCT of Hartford, CT

have inspected the components described in this Owner's Report during the period 12 JAN 07 to 24 APR 07, and state that to the best of my knowledge and belief, the Owner has performed examinations and taken corrective measures described in this Owner's Report in accordance with the requirements of the ASME code, Section XI.

By signing this certificate neither the Inspector nor his employer makes any warranty, expressed or implied, concerning the examinations and corrective measures described in this Owner's Report. Furthermore, neither the Inspector nor his employer shall be liable in any manner for any personal injury or property damage or a loss of any kind arising from or connected with this inspection.

[Signature]
Inspector's Signature

Commissions PA-2497 I, N & A, C
National Board, State, Province, and Endorsements

Date 24 APR 2007

FORM NIS-2 OWNER'S REPORT FOR REPAIRS OR REPLACEMENTS
As Required by the Provisions of the ASME Code Section XI

1. Owner Exelon Generation Company, LLC Date April 3, 2007
Name
200 Exelon Way, Kennett Square, PA 19348 Sheet 1 of 2
Address
2. Plant Limerick Generating Station Unit 2
Name
3146 Sanatoga Road, Pottstown, PA 19464 Work Order No. C0217647
Address Repair Organization P.O. No., Job No. etc.
3. Work Performed by Exelon Nuclear Type Code Symbol Stamp None
Name Authorization No. Not applicable
3146 Sanatoga Road, Pottstown, PA 19464 Expiration Date Not applicable
Address
4. Identification of System Nuclear Boiler (System 041) Line No. HCC-232 MSIV No. HV-041-2F022B
5. (a) Applicable Construction Code ASME III 19 74 Edition, Winter 1974 Addenda, N/A Code Case
(b) Applicable Edition of Section XI Utilized for Repairs or Replacements : 2001 edition with addenda through 2003.
(c) Applicable Section XI Code Case(s) None

6. Identification of Components Repaired or Replaced and Replacement Components

Name of Component	Name of Manufacturer	Manufacturer Serial No.	National Board No.	Other Identification	Year Built	Repaired, Replaced, or Replacement	ASME Code Stamped (Yes or No)
(3) Feet 1-1/2" NPS Sch 40 Pipe	SANYO	Heat No. 800766	N/A	* 114-90020 PO# 009825-002595	N/A	Replacement	No
(1) Feet 1-1/2" NPS Sch 80 Pipe	KOBE Steel	Heat No. V40407	N/A	* 114-90025 PO# 167002	N/A	Replacement	No
(6) 1-1/2 " Socket Weld Flanges	Western Forge & Flange	Heat Code CWL-B Heat No. 31223 Lot No. 792	N/A	* 114-91519 PO# 009825-002595	N/A	Replacement	No
(12) 1/2 " Studs	Nova Machine	Trace Code X878 Heat No. 230113	N/A	* 114-92554 PO# 180864-002081	N/A	Replacement	No
(24) 1/2 " Nuts	Nova Machine	Trace Code 351C Heat No. 299963	N/A	* 114-58484 PO# 180864-002072	N/A	Replacement	No

* Traceability per Exelon Part Code Number.

7. Description of Work: Replaced MSIV instrument gas piping and unions with flanged piping.

8. Tests conducted: Hydrostatic ☐ Pneumatic ☐ Nominal Operating Pressure ☒
Other ☐ Pressure 100 psi Test Temp. N/A °F.

NOTE: Supplemental sheets in form of lists, sketches, or drawings may be used, provided (1) size 8 1/2 in. x 11 in., (2) information in items 1 through 6 on this report is included on each sheet, and (3) each sheet is numbered and the number of sheets is recorded at the top of this form.

(12/82) This Form (E00030) may be obtained from the Order Dept., ASME, 345 E.47th St., New York, N.Y. 10017

FORM NIS-2 (BACK)

9. Remarks: Work completed in accordance with Exelon Design Change ECR 06-00119.
Applicable Manufacturer's Data Reports to be attached

CERTIFICATE OF COMPLIANCE

We certify that the statements made in the report are correct and this replacement conforms to the rules of the
ASME Code, Section XI. repair or replacement
Type Code Symbol Stamp NA

Certificate of Authorization No. NA Expiration Date NA

Signed J.H. Kramer J.H. Kramer, Site Weld Administrator Date April 3, 2007
Owner or Owner's Designee, Title

CERTIFICATE OF INSERVICE INSPECTION

I, the undersigned, holding a valid commission issued by the National Board of Boiler and Pressure Vessel Inspectors and the State
or Province of Pennsylvania and employed by HSBCT of
Hartford, CT have inspected the components described
in this Owner's Report during the period 12 JAN 07 to 24 APR 07, and state that
to the best of my knowledge and belief, the Owner has performed examinations and taken corrective measures described in this
Owner's Report in accordance with the requirements of the ASME code, Section XI.

By signing this certificate neither the Inspector nor his employer makes any warranty, expressed or implied, concerning the
examinations and corrective measures described in this Owner's Report. Furthermore, neither the Inspector nor his employer
shall be liable in any manner for any personal injury or property damage or a loss of any kind arising from or connected with this
inspection.

[Signature] Commissions PA-2497 I.N & A, C
Inspector's Signature National Board, State, Province, and Endorsements

Date 24 APR 2007

FORM NIS-2 (BACK)

9. Remarks: Work completed in accordance with Exelon Design Change ECR 06-00119.
Applicable Manufacturer's Data Reports to be attached

CERTIFICATE OF COMPLIANCE

We certify that the statements made in the report are correct and this replacement conforms to the rules of the ASME Code, Section XI.

Type Code Symbol Stamp NA

Certificate of Authorization No. NA Expiration Date NA

Signed J.H. Kramer J.H. Kramer, Site Weld Administrator Date April 3, 2007
Owner or Owner's Designee, Title

CERTIFICATE OF INSERVICE INSPECTION

I, the undersigned, holding a valid commission issued by the National Board of Boiler and Pressure Vessel Inspectors and the State or Province of Pennsylvania and employed by HSBCT of Hartford, CT have inspected the components described in this Owner's Report during the period 17 NOV 06 to 24 APR 07, and state that to the best of my knowledge and belief, the Owner has performed examinations and taken corrective measures described in this Owner's Report in accordance with the requirements of the ASME code, Section XI.

By signing this certificate neither the Inspector nor his employer makes any warranty, expressed or implied, concerning the examinations and corrective measures described in this Owner's Report. Furthermore, neither the Inspector nor his employer shall be liable in any manner for any personal injury or property damage or a loss of any kind arising from or connected with this inspection.

Paul Penney
Inspector's Signature

Commissions PA-2497 I, N & A, C
National Board, State, Province, and Endorsements

Date 24 APR 2007

FORM NIS-2 OWNER'S REPORT FOR REPAIRS OR REPLACEMENTS
As Required by the Provisions of the ASME Code Section XI

1. Owner Exelon Generation Company, LLC Date April 3, 2007
Name
200 Exelon Way, Kennett Square, PA 19348 Sheet 1 of 2
Address
2. Plant Limerick Generating Station Unit 2
Name
3146 Sanatoga Road, Pottstown, PA 19464 Work Order No. C0217648
Address Repair Organization P.O. No., Job No. etc.
3. Work Performed by Exelon Nuclear Type Code Symbol Stamp None
Name Authorization No. Not applicable
3146 Sanatoga Road, Pottstown, PA 19464 Expiration Date Not applicable
Address
4. Identification of System Nuclear Boiler (System 041) Line No. HCC-232 MSIV No. HV-041-2F022C
5. (a) Applicable Construction Code ASME III 19 74 Edition, Winter 1974 Addenda, N/A Code Case
(b) Applicable Edition of Section XI Utilized for Repairs or Replacements : 2001 edition with addenda through 2003
(c) Applicable Section XI Code Case(s) None
6. Identification of Components Repaired or Replaced and Replacement Components

Name of Component	Name of Manufacturer	Manufacturer Serial No.	National Board No.	Other Identification	Year Built	Repaired, Replaced, or Replacement	ASME Code Stamped (Yes or No)
(2) Feet 1-1/2" NPS Sch 40 Pipe	SANYO	Heat No. 800766	N/A	* 114-90020 PO# 009825-002595	N/A	Replacement	No
(1) Feet 1-1/2" NPS Sch 80 Pipe	KOBE Steel	Heat No. V40407	N/A	* 114-90025 PO# 167002	N/A	Replacement	No
(4) 1-1/2" Socket Weld Flanges	Western Forge & Flange	Heat Code CWL-B Heat No. 31223 Lot No. 792	N/A	* 114-91519 PO# 009825-002595	N/A	Replacement	No
(2) 1-1/2" Socket Weld Flanges	Ideal Forging	Heat No. 79605 / C3239	N/A	* 114-91519 PO# LS659404	N/A	Replacement	No
(12) 1/2" Studs	Nova Machine	Trace Code X175 & R376 Heat No. 230113	N/A	* 114-92554 PO# 180864-1647 & 1794	N/A	Replacement	No
(24) 1/2" Nuts	Nova Machine	Trace Code 351C & 441A Heat No. 299963	N/A	* 114-58484 PO# 180864-002072	N/A	Replacement	No

* Traceability per Exelon Part Code Number.

7. Description of Work: Replaced MSIV instrument gas piping and unions with flanged piping.

8. Tests conducted: Hydrostatic ☐ Pneumatic ☐ Nominal Operating Pressure ☒
Other ☐ Pressure 100 psi Test Temp. N/A °F.

NOTE: Supplemental sheets in form of lists, sketches, or drawings may be used, provided (1) size 8 1/2 in. x 11 in., (2) information in items 1 through 6 on this report is included on each sheet, and (3) each sheet is numbered and the number of sheets is recorded at the top of this form.

(12/82) This Form (E00030) may be obtained from the Order Dept., ASME, 345 E.47th St., New York, N.Y. 10017

FORM NIS-2 OWNER'S REPORT FOR REPAIRS OR REPLACEMENTS
As Required by the Provisions of the ASME Code Section XI

1. Owner Exelon Generation Company, LLC Date April 3, 2007
Name
200 Exelon Way, Kennett Square, PA 19348 Sheet 1 of 3
Address
2. Plant Limerick Generating Station Unit 2
Name
3146 Sanatoga Road, Pottstown, PA 19464 Work Order No. C0217649
Address Repair Organization P.O. No., Job No. etc.
3. Work Performed by Exelon Nuclear Type Code Symbol Stamp None
Name Authorization No. Not applicable
3146 Sanatoga Road, Pottstown, PA 19464 Expiration Date Not applicable
Address
4. Identification of System Nuclear Boiler (System 041) Line No. HCC-232 MSIV No. HV-041-2F022D
5. (a) Applicable Construction Code ASME III 19 74 Edition, Winter 1974 Addenda, N/A Code Case
(b) Applicable Edition of Section XI Utilized for Repairs or Replacements : 2001 edition with addenda through 2003.
(c) Applicable Section XI Code Case(s) None

6. Identification of Components Repaired or Replaced and Replacement Components

Name of Component	Name of Manufacturer	Manufacturer Serial No.	National Board No.	Other Identification	Year Built	Repaired, Replaced, or Replacement	ASME Code Stamped (Yes or No)
(3) Feet 1-1/2" NPS Sch 40 Pipe	SANYO	Heat No. 800766	N/A	* 114-90020 PO# 009825-002595	N/A	Replacement	No
(1) Feet 1-1/2" NPS Sch 80 Pipe	KOBE Steel	Heat No. V40407	N/A	* 114-90025 PO# 167002	N/A	Replacement	No
(2) 1-1/2 " Socket Weld Flanges	Western Forge & Flange	Heat Code CJB-B Heat No. 32334 Lot No. 720	N/A	* 114-91519 PO# 009825-002155	N/A	Replacement	No
(2) 1-1/2 " Socket Weld Flanges	Western Forge & Flange	Heat Code AWW Heat No. 131990 Lot No. 1956	N/A	* 114-91519 PO# 009825-002155	N/A	Replacement	No

* Traceability per Exelon Part Code Number.

7. Description of Work: Replaced MSIV instrument gas piping and unions with flanged piping.

8. Tests conducted: Hydrostatic ☐ Pneumatic ☐ Nominal Operating Pressure ☒
Other ☐ Pressure 100 psi Test Temp. N/A °F.

NOTE: Supplemental sheets in form of lists, sketches, or drawings may be used, provided (1) size 8 1/2 in. x 11 in., (2) information in items 1 through 6 on this report is included on each sheet, and (3) each sheet is numbered and the number of sheets is recorded at the top of this form.

(12/82) This Form (E00030) may be obtained from the Order Dept., ASME, 345 E.47th St., New York, N.Y. 10017

FORM NIS-2 OWNER'S REPORT FOR REPAIRS OR REPLACEMENTS
As Required by the Provisions of the ASME Code Section XI

1. Owner Exelon Generation Company, LLC Date April 3, 2007
Name
200 Exelon Way, Kennett Square, PA 19348 Sheet 2 of 3
Address
2. Plant Limerick Generating Station Unit 2
Name
3146 Sanatoga Road, Pottstown, PA 19464 Work Order No. C0217649
Address Repair Organization P.O. No., Job No. etc.
3. Work Performed by Exelon Nuclear Type Code Symbol Stamp None
Name Authorization No. Not applicable
3146 Sanatoga Road, Pottstown, PA 19464 Expiration Date Not applicable
Address
4. Identification of System Nuclear Boiler (System 041) Line No. HCC-232 MSIV No. HV-041-2F022D
5. (a) Applicable Construction Code ASME III 1974 Edition, Winter 1974 Addenda, N/A Code Case
(d) Applicable Edition of Section XI Utilized for Repairs or Replacements : 2001 edition with addenda through 2003.
(e) Applicable Section XI Code Case(s) None

6. Identification of Components Repaired or Replaced and Replacement Components

Name of Component	Name of Manufacturer	Manufacturer Serial No.	National Board No.	Other Identification	Year Built	Repaired, Replaced, or Replacement	ASME Code Stamped (Yes or No)
(1) 1-1/2 " Socket Weld Flange	Western Forge & Flange	Heat Code CTG-B Heat No. H3976 Lot No. 5184	N/A	* 114-91519 PO# 009825-002155	N/A	Replacement	No
(1) 1-1/2 " Socket Weld Flange	WFI Nuclear	Heat Code 3747 ANE	N/A	* 114-91519 PO# 009825-002595	N/A	Replacement	No
(12) 1/2 " Studs	Nova Machine	Trace Code X175 & X878 Heat No. 230113	N/A	* 114-92554 PO# 180864-1794 & 2081	N/A	Replacement	No
(24) 1/2 " Nuts	Nova Machine	Trace Code 441A Heat No. 299963	N/A	* 114-58484 PO# 180864-001887	N/A	Replacement	No

* Traceability per Exelon Part Code Number.

FORM NIS-2 (BACK)

9. Remarks: Work completed in accordance with Exelon Design Change ECR 06-00119.
Applicable Manufacturer's Data Reports to be attached

CERTIFICATE OF COMPLIANCE

We certify that the statements made in the report are correct and this replacement conforms to the rules of the
ASME Code, Section XI. repair or replacement
Type Code Symbol Stamp NA

Certificate of Authorization No. NA Expiration Date NA

Signed J.H. Kramer J.H. Kramer, Site Weld Administrator Date April 3, 2007
Owner or Owner's Designee, Title

CERTIFICATE OF INSERVICE INSPECTION

I, the undersigned, holding a valid commission issued by the National Board of Boiler and Pressure Vessel Inspectors and the State
or Province of Pennsylvania and employed by HSBCT of
Hartford, CT have inspected the components described
in this Owner's Report during the period 17 NOV 06 to 24 APR 07, and state that
to the best of my knowledge and belief, the Owner has performed examinations and taken corrective measures described in this
Owner's Report in accordance with the requirements of the ASME code, Section XI.

By signing this certificate neither the Inspector nor his employer makes any warranty, expressed or implied, concerning the
examinations and corrective measures described in this Owner's Report. Furthermore, neither the Inspector nor his employer
shall be liable in any manner for any personal injury or property damage or a loss of any kind arising from or connected with this
inspection.

Paul Bernas Commissions PA-2497 I, N & A, C
Inspector's Signature National Board, State, Province, and Endorsements

Date 24 APR 20 07

FORM NIS-2 OWNER'S REPORT FOR REPAIRS OR REPLACEMENTS
As Required by the Provisions of the ASME Code Section XI

1. Owner Exelon Generation Company, LLC Date June 19, 2006
Name
200 Exelon Way, Kennett Square, PA 19348 Sheet 1 of 2
Address
2. Plant Limerick Generating Station Unit 2
Name
3146 Sanatoga Road, Pottstown, PA 19464 Work Order No. C0213363
Address Repair Organization P.O. No., Job No. etc.
3. Work Performed by Exelon Nuclear Type Code Symbol Stamp None
Name Authorization No. Not applicable
3146 Sanatoga Road, Pottstown, PA 19464 Expiration Date Not applicable
Address
4. Identification of System Nuclear Boiler (System 041) Line No. APE-2MS PSV-041-2F013B
5. (a) Applicable Construction Code ASME III 19 68 Edition, Summer 1970 Addenda, N/A Code Case
(b) Applicable Edition of Section XI Utilized for Repairs or Replacements 19 89
(c) Applicable Section XI Code Case(s) None

6. Identification of Components Repaired or Replaced and Replacement Components

Name of Component	Name of Manufacturer	Manufacturer Serial No.	National Board No.	Other Identification	Year Built	Repaired, Replaced, or Replacement	ASME Code Stamped (Yes or No)
MSRV PILOT ASSEMBLY	TARGET ROCK	027	N/A	* 114-18880 PO# 013269	N/A	REPLACEMENT	YES
MSRV BODY	TARGET ROCK	174	N/A	* 114-18880 PO# 013269	N/A	REPLACEMENT	YES

* Traceability per Exelon Part Code Number.

7. Description of Work: Replaced main steam relief valve main body No. 175 and pilot No. 27 with reworked body No. 174 and pilot No. 027.

8. Tests conducted: Hydrostatic ☐ Pneumatic ☐ Nominal Operating Pressure ☒
Other ☐ Pressure 1040 psi Test Temp. 516 °F.

NOTE: Supplemental sheets in form of lists, sketches, or drawings may be used, provided (1) size 8 1/2 in. x 11 in., (2) information in items 1 through 6 on this report is included on each sheet, and (3) each sheet is numbered and the number of sheets is recorded at the top of this form.

(12/82) This Form (E00030) may be obtained from the Order Dept., ASME, 345 E.47th St., New York, N.Y. 10017

FORM NIS-2 (BACK)

9. Remarks: MSRV body No. 174 and pilot No. 27 were previously installed at PSV-041-2F013F and removed in 2R08 under work order
Applicable Manufacturer's Data Reports to be attached

R0937540.

MSRV assembly replaced in mid-cycle maintenance outage 2M36.

Pressure testing completed with nuclear steam.

CERTIFICATE OF COMPLIANCE

We certify that the statements made in the report are correct and this replacement conforms to the rules of the
ASME Code, Section XI. repair or replacement

Type Code Symbol Stamp NA

Certificate of Authorization No. NA Expiration Date NA

Signed J.H. Kramer J.H. Kramer, Site Weld Administrator Date June 19, 2006
Owner or Owner's Designee, Title

CERTIFICATE OF INSERVICE INSPECTION

I, the undersigned, holding a valid commission issued by the National Board of Boiler and Pressure Vessel Inspectors and the State
or Province of Pennsylvania and employed by HSBCT of
Hartford, CT have inspected the components described
in this Owner's Report during the period 5 JULY 05 to 23 JUNE 06, and state that
to the best of my knowledge and belief, the Owner has performed examinations and taken corrective measures described in this
Owner's Report in accordance with the requirements of the ASME code, Section XI.

By signing this certificate neither the Inspector nor his employer makes any warranty, expressed or implied, concerning the
examinations and corrective measures described in this Owner's Report. Furthermore, neither the Inspector nor his employer
shall be liable in any manner for any personal injury or property damage or a loss of any kind arising from or connected with this
inspection.

Paul Hernandez
Inspector's Signature

Commissions PA-2497 I.N & A, C
National Board, State, Province, and Endorsements

Date 23 JUNE 20 06

FORM NIS-2 OWNER'S REPORT FOR REPAIRS OR REPLACEMENTS
As Required by the Provisions of the ASME Code Section XI

1. Owner Exelon Generation Company, LLC Date April 18, 2007
Name
200 Exelon Way, Kennett Square, PA 19348 Sheet 1 of 2
Address
2. Plant Limerick Generating Station Unit 2
Name
3146 Sanatoga Road, Pottstown, PA 19464 Work Order No. R0930463
Address Repair Organization P.O. No., Job No. etc.
3. Work Performed by Exelon Nuclear Type Code Symbol Stamp None
Name Authorization No. Not applicable
3146 Sanatoga Road, Pottstown, PA 19464 Expiration Date Not applicable
Address
4. Identification of System Nuclear Boiler (System 041) Line No. APE-2MS PSV-041-2F013C
5. (a) Applicable Construction Code ASME III 1968 Edition, Summer 1970 Addenda, N/A Code Case
(b) Applicable Edition of Section XI Utilized for Repairs or Replacements 2001 edition with addenda through 2003
(c) Applicable Section XI Code Case(s) N/A

6. Identification of Components Repaired or Replaced and Replacement Components

Name of Component	Name of Manufacturer	Manufacturer Serial No.	National Board No.	Other Identification	Year Built	Repaired, Replaced, or Replacement	ASME Code Stamped (Yes or No)
MSRV Pilot Assembly	Target Rock	158	N/A	* 114-58337 PO# 018049	N/A	Replacement	Yes
MSRV Body Assembly	Target Rock	006	N/A	* 114-58337 PO# 018049	N/A	Replacement	Yes
Main seat	Target Rock	96	N/A	* 114-76024 PO# 204066-000120	N/A	Replacement	No

* Traceability per Exelon Part Code Number.

7. Description of Work: Replaced main steam relief valve main body No.150 and pilot No.022 with reworked body No.158 and pilot No.006.

8. Tests conducted: Hydrostatic ☐ Pneumatic ☐ Nominal Operating Pressure ☒
Other _____ Pressure 1047 psi Test Temp. 173 °F.

NOTE: Supplemental sheets in form of lists, sketches, or drawings may be used, provided (1) size 8 1/2 in. x 11 in., (2) information in items 1 through 6 on this report is included on each sheet, and (3) each sheet is numbered and the number of sheets is recorded at the top of this form.

FORM NIS-2 (BACK)

9. Remarks: Manufacturers Data Reports are traceable by Exelon Work Order package.
Applicable Manufacturer's Data Reports to be attached

CERTIFICATE OF COMPLIANCE

We certify that the statements made in the report are correct and this replacement conforms to the rules of the ASME Code, Section XI. repair or replacement

Type Code Symbol Stamp NA

Certificate of Authorization No. NA Expiration Date NA

Signed J. H. Kramer J.H. Kramer, site weld administrator Date April 18, 2007
Owner or Owner's Designee, Title

CERTIFICATE OF INSERVICE INSPECTION

I, the undersigned, holding a valid commission issued by the National Board of Boiler and Pressure Vessel Inspectors and the State or Province of Pennsylvania and employed by HSBCT of Hartford, CT have inspected the components described in this Owner's Report during the period 02 DEC 06 to 14 MAY 07, and state that to the best of my knowledge and belief, the Owner has performed examinations and taken corrective measures described in this Owner's Report in accordance with the requirements of the ASME code, Section XI.

By signing this certificate neither the Inspector nor his employer makes any warranty, expressed or implied, concerning the examinations and corrective measures described in this Owner's Report. Furthermore, neither the Inspector nor his employer shall be liable in any manner for any personal injury or property damage or a loss of any kind arising from or connected with this inspection.

Paul Pennington
Inspector's Signature

Commissions

PA-2497 I, N & A, C

National Board, State, Province, and Endorsements

Date 14 MAY 20 07

FORM NIS-2 OWNER'S REPORT FOR REPAIRS OR REPLACEMENTS
As Required by the Provisions of the ASME Code Section XI

1. Owner Exelon Generation Company, LLC Date April 18, 2007
Name
200 Exelon Way, Kennett Square, PA 19348 Sheet 1 of 2
Address
2. Plant Limerick Generating Station Unit 2
Name
3146 Sanatoga Road, Pottstown, PA 19464 Work Order No. R0997010
Address Repair Organization P.O. No., Job No. etc.
3. Work Performed by Exelon Nuclear Type Code Symbol Stamp None
Name Authorization No. Not applicable
3146 Sanatoga Road, Pottstown, PA 19464 Expiration Date Not applicable
Address
4. Identification of System Nuclear Boiler (System 041) Line No. APE-2MS PSV-041-2F013D
5. (a) Applicable Construction Code ASME III 19 68 Edition, Summer 1970 Addenda, N/A Code Case
(b) Applicable Edition of Section XI Utilized for Repairs or Replacements 2001 edition with addenda through 2003.
(c) Applicable Section XI Code Case(s) N/A

6. Identification of Components Repaired or Replaced and Replacement Components

Name of Component	Name of Manufacturer	Manufacturer Serial No.	National Board No.	Other Identification	Year Built	Repaired, Replaced, or Replacement	ASME Code Stamped (Yes or No)
MSRV Pilot Assembly	Target Rock	164	N/A	* 114-58337 PO# 018049	N/A	Replacement	Yes
MSRV Body Assembly	Target Rock	031	N/A	* 114-58337 PO# 018049	N/A	Replacement	Yes
Main Disc	Target Rock	4700	N/A	* 114-76023 PO# 204066-000120	2006	Replacement	Yes
Main seat	Target Rock	95	N/A	* 114-76024 PO# 204066-000120	N/A	Replacement	No

* Traceability per Exelon Part Code Number.

7. Description of Work: Replaced main steam relief valve main body No.166 and pilot No.001 with reworked body No.164 and pilot No.031.
8. Tests conducted: Hydrostatic ☐ Pneumatic ☐ Nominal Operating Pressure ☒
Other _____ Pressure 1047 psi Test Temp. 173 °F.

NOTE: Supplemental sheets in form of lists, sketches, or drawings may be used, provided (1) size 8 1/2 in. x 11 in., (2) information in items 1 through 6 on this report is included on each sheet, and (3) each sheet is numbered and the number of sheets is recorded at the top of this form.

FORM NIS-2 (BACK)

9. Remarks: Manufacturers Data Reports are traceable by Exelon Work Order package.
Applicable Manufacturer's Data Reports to be attached

CERTIFICATE OF COMPLIANCE

We certify that the statements made in the report are correct and this replacement conforms to the rules of the ASME Code, Section XI. repair or replacement

Type Code Symbol Stamp NA

Certificate of Authorization No. NA Expiration Date NA

Signed J.H. Kramer J.H. Kramer, site weld administrator Date April 18, 2007
Owner or Owner's Designee, Title

CERTIFICATE OF INSERVICE INSPECTION

I, the undersigned, holding a valid commission issued by the National Board of Boiler and Pressure Vessel Inspectors and the State or Province of Pennsylvania and employed by HSBCT of Hartford, CT have inspected the components described in this Owner's Report during the period 02 DEC 06 to 14 MAY 07, and state that to the best of my knowledge and belief, the Owner has performed examinations and taken corrective measures described in this Owner's Report in accordance with the requirements of the ASME code, Section XI.

By signing this certificate neither the Inspector nor his employer makes any warranty, expressed or implied, concerning the examinations and corrective measures described in this Owner's Report. Furthermore, neither the Inspector nor his employer shall be liable in any manner for any personal injury or property damage or a loss of any kind arising from or connected with this inspection.

[Signature]
Inspector's Signature

Commissions PA-2497 I, N & A, C
National Board, State, Province, and Endorsements

Date 14 MAY 20 07

FORM NIS-2 OWNER'S REPORT FOR REPAIRS OR REPLACEMENTS
As Required by the Provisions of the ASME Code Section XI

1. Owner Exelon Generation Company, LLC Date July 25, 2005
Name
200 Exelon Way, Kennett Square, PA 19348 Sheet 1 of 2
Address
2. Plant Limerick Generating Station Unit 2
Name
3146 Sanatoga Road, Pottstown, PA 19464 Work Order No. C0213291 (2F33)
Address Repair Organization P.O. No., Job No. etc.
3. Work Performed by Exelon Nuclear Type Code Symbol Stamp None
Name Authorization No. Not applicable
3146 Sanatoga Road, Pottstown, PA 19464 Expiration Date Not applicable
Address
4. Identification of System Nuclear Boiler (System 041) Line No. APE-2MS PSV-041-2F013K
5. (a) Applicable Construction Code ASME III 19 68 Edition, Summer 1970 Addenda, N/A Code Case
(b) Applicable Edition of Section XI Utilized for Repairs or Replacements 19 89
6. Identification of Components Repaired or Replaced and Replacement Components

Name of Component	Name of Manufacturer	Manufacturer Serial No.	National Board No.	Other Identification	Year Built	Repaired, Replaced, or Replacement	ASME Code Stamped (Yes or No)
MSRV PILOT ASSEMBLY	TARGET ROCK	014	N/A	* 114-18879 PO# 013269	N/A	REPLACEMENT	YES
MSRV BODY	TARGET ROCK	171	N/A	* 114-18879 PO# 013269	N/A	REPLACEMENT	YES
MSRV MAIN DISC	TARGET ROCK	4630	N/A	* 114-76023 PO# 204066-481103	2004	REPLACEMENT	YES
MSRV MAIN SEAT INSERT	TARGET ROCK	69	N/A	* 114-76024 PO# 204066-481103	N/A	REPLACEMENT	NO

* Traceability per Exelon Part Code Number.

7. Description of Work: Replaced main steam relief valve main body and pilot with reworked body No. 171 and pilot No. 014
8. Tests conducted: Hydrostatic ☐ Pneumatic ☐ Nominal Operating Pressure ☒
Other ☐ Pressure 1042 psi Test Temp. 549 °F.

NOTE: Supplemental sheets in form of lists, sketches, or drawings may be used, provided (1) size 8 1/2 in. x 11 in., (2) information in items 1 through 6 on this report is included on each sheet, and (3) each sheet is numbered and the number of sheets is recorded at the top of this form.

(12/82) This Form (E00030) may be obtained from the Order Dept., ASME, 345 E.47th St., New York, N.Y. 10017

FORM NIS-2 (BACK)

9. Remarks: Manufacturers Data Reports are traceable by Exelon work order package.
Applicable Manufacturer's Data Reports to be attached

CERTIFICATE OF COMPLIANCE

We certify that the statements made in the report are correct and this replacement conforms to the rules of the ASME Code, Section XI.
Type Code Symbol Stamp NA

Certificate of Authorization No. NA Expiration Date NA

Signed J.H. Kramer J.H. Kramer, Engineer Date July 25, 2005
Owner or Owner's Designee, Title

CERTIFICATE OF INSERVICE INSPECTION

I, the undersigned, holding a valid commission issued by the National Board of Boiler and Pressure Vessel Inspectors and the State or Province of Pennsylvania and employed by HSBCT of Hartford, CT have inspected the components described in this Owner's Report during the period 21 MAR 05 to 4 AUG 05, and state that to the best of my knowledge and belief, the Owner has performed examinations and taken corrective measures described in this Owner's Report in accordance with the requirements of the ASME code, Section XI.

By signing this certificate neither the Inspector nor his employer makes any warranty, expressed or implied, concerning the examinations and corrective measures described in this Owner's Report. Furthermore, neither the Inspector nor his employer shall be liable in any manner for any personal injury or property damage or a loss of any kind arising from or connected with this inspection.

Paul Blum Commissions PA-2497 I, N & A, C
Inspector's Signature National Board, State, Province, and Endorsements

Date 4 AUG 20 05

FORM NIS-2 OWNER'S REPORT FOR REPAIRS OR REPLACEMENTS
As Required by the Provisions of the ASME Code Section XI

1. Owner Exelon Generation Company, LLC Date June 19, 2006
Name
200 Exelon Way, Kennett Square, PA 19348 Sheet 1 of 2
Address

2. Plant Limerick Generating Station Unit 2
Name
3146 Sanatoga Road, Pottstown, PA 19464 Work Order No. C0215202
Address Repair Organization P.O. No., Job No. etc.

3. Work Performed by Exelon Nuclear Type Code Symbol Stamp None
Name Authorization No. Not applicable
3146 Sanatoga Road, Pottstown, PA 19464 Expiration Date Not applicable
Address

4. Identification of System Nuclear Boiler (System 041) Line No. APE-2MS PSV-041-2F013K

5. (a) Applicable Construction Code ASME III 19 68 Edition, Summer 1970 Addenda, N/A Code Case
(b) Applicable Edition of Section XI Utilized for Repairs or Replacements 19 89
(c) Applicable Section XI Code Case(s) None

6. Identification of Components Repaired or Replaced and Replacement Components

Name of Component	Name of Manufacturer	Manufacturer Serial No.	National Board No.	Other Identification	Year Built	Repaired, Replaced, or Replacement	ASME Code Stamped (Yes or No)
MSRV PILOT ASSEMBLY	TARGET ROCK	029	N/A	* 114-18879 PO# 013269	N/A	REPLACEMENT	YES
MSRV BODY	TARGET ROCK	176	N/A	* 114-18879 PO# 013269	N/A	REPLACEMENT	YES

* Traceability per Exelon Part Code Number.

7. Description of Work: Replaced main steam relief valve main body No. 171 and pilot No. 14 with reworked body No. 176 and pilot No. 029.

8. Tests conducted: Hydrostatic ☐ Pneumatic ☐ Nominal Operating Pressure ☒
Other ☐ Pressure 1040 psi Test Temp. 516 °F.

NOTE: Supplemental sheets in form of lists, sketches, or drawings may be used, provided (1) size 8 1/2 in. x 11 in., (2) information in items 1 through 6 on this report is included on each sheet, and (3) each sheet is numbered and the number of sheets is recorded at the top of this form.

(12/82) This Form (E00030) may be obtained from the Order Dept., ASME, 345 E.47th St., New York, N.Y. 10017

FORM NIS-2 (BACK)

9. Remarks: MSRV body No. 176 and pilot No. 29 were previously installed at PSV-041-2F013E and removed in 2R08 under work order
Applicable Manufacturer's Data Reports to be attached

R0931382.

MSRV assembly replaced in mid-cycle maintenance outage 2M36.

Pressure testing completed with nuclear steam.

CERTIFICATE OF COMPLIANCE

We certify that the statements made in the report are correct and this replacement conforms to the rules of the
ASME Code, Section XI. repair or replacement

Type Code Symbol Stamp NA

Certificate of Authorization No. NA Expiration Date NA

Signed J.H. Kramer J.H. Kramer, Site Weld Administrator Date June 19, 2006
Owner or Owner's Designee, Title

CERTIFICATE OF INSERVICE INSPECTION

I, the undersigned, holding a valid commission issued by the National Board of Boiler and Pressure Vessel Inspectors and the State
or Province of Pennsylvania and employed by HSBCT of
Hartford, CT have inspected the components described
in this Owner's Report during the period 5 JULY 05 to 23 JUNE 06, and state that
to the best of my knowledge and belief, the Owner has performed examinations and taken corrective measures described in this
Owner's Report in accordance with the requirements of the ASME code, Section XI.

By signing this certificate neither the Inspector nor his employer makes any warranty, expressed or implied, concerning the
examinations and corrective measures described in this Owner's Report. Furthermore, neither the Inspector nor his employer
shall be liable in any manner for any personal injury or property damage or a loss of any kind arising from or connected with this
inspection.

Paul Penney
Inspector's Signature

Commissions PA-2497 I.N & A, C
National Board, State, Province, and Endorsements

Date 23 JUNE 20 06

FORM NIS-2 OWNER'S REPORT FOR REPAIRS OR REPLACEMENTS
As Required by the Provisions of the ASME Code Section XI

1. Owner Exelon Generation Company, LLC Date April 18, 2007
Name
200 Exelon Way, Kennett Square, PA 19348 Sheet 1 of 2
Address
2. Plant Limerick Generating Station Unit 2
Name
3146 Sanatoga Road, Pottstown, PA 19464 Work Order No. R0998259
Address Repair Organization P.O. No., Job No. etc.
3. Work Performed by Exelon Nuclear Type Code Symbol Stamp None
Name Authorization No. Not applicable
3146 Sanatoga Road, Pottstown, PA 19464 Expiration Date Not applicable
Address
4. Identification of System Nuclear Boiler (System 041) Line No. APE-2MS PSV-041-2F013L
5. (a) Applicable Construction Code ASME III 1968 Edition, Summer 1970 Addenda, N/A Code Case
(b) Applicable Edition of Section XI Utilized for Repairs or Replacements 2001 edition with addenda through 2003
(c) Applicable Section XI Code Case(s) N/A

6. Identification of Components Repaired or Replaced and Replacement Components

Name of Component	Name of Manufacturer	Manufacturer Serial No.	National Board No.	Other Identification	Year Built	Repaired, Replaced, or Replacement	ASME Code Stamped (Yes or No)
MSRV Pilot Assembly	Target Rock	186	N/A	* 114-58337 PO# 018049	N/A	Replacement	Yes
MSRV Body Assembly	Target Rock	044	N/A	* 114-58337 PO# 018049	N/A	Replacement	Yes
Main Disc	Target Rock	4697	N/A	* 114-76023 PO# 204066-000120	2006	Replacement	Yes
Main seat	Target Rock	94	N/A	* 114-76024 PO# 204066-000120	N/A	Replacement	No

* Traceability per Exelon Part Code Number.

7. Description of Work: Replaced main steam relief valve main body No.161 and pilot No.002 with reworked body No.186 and pilot No.044.
8. Tests conducted: Hydrostatic ☐ Pneumatic ☐ Nominal Operating Pressure ☒
Other _____ Pressure 1047 psi Test Temp. 173 °F.

NOTE: Supplemental sheets in form of lists, sketches, or drawings may be used, provided (1) size 8 1/2 in. x 11 in., (2) information in items 1 through 6 on this report is included on each sheet, and (3) each sheet is numbered and the number of sheets is recorded at the top of this form.

FORM NIS-2 (BACK)

9. Remarks: Manufacturers Data Reports are traceable by Exelon Work Order package.
Applicable Manufacturer's Data Reports to be attached

CERTIFICATE OF COMPLIANCE

We certify that the statements made in the report are correct and this replacement conforms to the rules of the
ASME Code, Section XI. repair or replacement
Type Code Symbol Stamp NA

Certificate of Authorization No. NA Expiration Date NA

Signed J.H. Kramer J.H. Kramer, site weld administrator Date April 18, 2007
Owner or Owner's Designee, Title

CERTIFICATE OF INSERVICE INSPECTION

I, the undersigned, holding a valid commission issued by the National Board of Boiler and Pressure Vessel Inspectors and the State
or Province of Pennsylvania and employed by HSBCT of
Hartford, CT have inspected the components described
in this Owner's Report during the period 02 DEC 06 to 14 MAY 07, and state that
to the best of my knowledge and belief, the Owner has performed examinations and taken corrective measures described in this
Owner's Report in accordance with the requirements of the ASME code, Section XI.

By signing this certificate neither the Inspector nor his employer makes any warranty, expressed or implied, concerning the
examinations and corrective measures described in this Owner's Report. Furthermore, neither the Inspector nor his employer
shall be liable in any manner for any personal injury or property damage or a loss of any kind arising from or connected with this
inspection.

[Signature] Commissions PA-2497 I.N & A, C
Inspector's Signature National Board, State, Province, and Endorsements

Date 14 MAY 2007

FORM NIS-2 OWNER'S REPORT FOR REPAIRS OR REPLACEMENTS
As Required by the Provisions of the ASME Code Section XI

1. Owner Exelon Generation Company, LLC Date June 19, 2006
Name
200 Exelon Way, Kennett Square, PA 19348 Sheet 1 of 2
Address
2. Plant Limerick Generating Station Unit 2
Name
3146 Sanatoga Road, Pottstown, PA 19464 Work Order No. C0213935
Address Repair Organization P.O. No., Job No. etc.
3. Work Performed by Exelon Nuclear Type Code Symbol Stamp None
Name Authorization No. Not applicable
3146 Sanatoga Road, Pottstown, PA 19464 Expiration Date Not applicable
Address
4. Identification of System Nuclear Boiler (System 041) Line No. APE-2MS PSV-041-2F013S
5. (a) Applicable Construction Code ASME III 19 68 Edition, Summer 1970 Addenda, N/A Code Case
(b) Applicable Edition of Section XI Utilized for Repairs or Replacements 19 89
(c) Applicable Section XI Code Case(s) None

6. Identification of Components Repaired or Replaced and Replacement Components

Name of Component	Name of Manufacturer	Manufacturer Serial No.	National Board No.	Other Identification	Year Built	Repaired, Replaced, or Replacement	ASME Code Stamped (Yes or No)
MSRV PILOT ASSEMBLY	Target Rock	017	N/A	* 114-18879 PO# 013269	N/A	Replacement	Yes
MSRV BODY	Target Rock	190	N/A	* 114-18879 PO# 013269	N/A	Replacement	Yes
(1) 1-1/8" 12 Point Bolt	Dyson Corp.	Heat No. 3-6171 Lot No. ENK	N/A	Target Rock IR No. 90786, Part No. 204842-2	N/A	Replacement	No

* Traceability per Exelon Part Code Number.

7. Description of Work: Replaced main steam relief valve main body No. 165 and pilot No. 41 with reworked body No. 190 and pilot No. 017.

8. Tests conducted: Hydrostatic ☐ Pneumatic ☐ Nominal Operating Pressure ☒
Other ☐ Pressure 1040 psi Test Temp. 516 °F.

NOTE: Supplemental sheets in form of lists, sketches, or drawings may be used, provided (1) size 8 1/2 in. x 11 in., (2) information in items 1 through 6 on this report is included on each sheet, and (3) each sheet is numbered and the number of sheets is recorded at the top of this form.

(12/82) This Form (E00030) may be obtained from the Order Dept., ASME, 345 E.47th St., New York, N.Y. 10017

FORM NIS-2 (BACK)

9. Remarks: MSRV body No. 190 and pilot No. 17 were previously installed at PSV-041-2F013D and removed in 2R08 under work order
Applicable Manufacturer's Data Reports to be attached

R0930754.

MSRV assembly replaced in mid-cycle maintenance outage 2M36.

Pressure testing completed with nuclear steam.

CERTIFICATE OF COMPLIANCE

We certify that the statements made in the report are correct and this replacement conforms to the rules of the
ASME Code, Section XI. repair or replacement

Type Code Symbol Stamp NA

Certificate of Authorization No. NA Expiration Date NA

Signed J.H. Kramer J.H. Kramer, Site Weld Administrator Date June 19, 2006
Owner or Owner's Designee, Title

CERTIFICATE OF INSERVICE INSPECTION

I, the undersigned, holding a valid commission issued by the National Board of Boiler and Pressure Vessel Inspectors and the State
or Province of Pennsylvania and employed by HSBCT of
Hartford, CT have inspected the components described
in this Owner's Report during the period 5 JULY 05 to 23 JUNE 06, and state that
to the best of my knowledge and belief, the Owner has performed examinations and taken corrective measures described in this
Owner's Report in accordance with the requirements of the ASME code, Section XI.

By signing this certificate neither the Inspector nor his employer makes any warranty, expressed or implied, concerning the
examinations and corrective measures described in this Owner's Report. Furthermore, neither the Inspector nor his employer
shall be liable in any manner for any personal injury or property damage or a loss of any kind arising from or connected with this
inspection.

Paul J. ...
Inspector's Signature

Commissions

PA-2497 I, N & A, C

National Board, State, Province, and Endorsements

Date 23 JUNE 20 06

FORM NIS-2 OWNER'S REPORT FOR REPAIRS OR REPLACEMENTS
As Required by the Provisions of the ASME Code Section XI

1. Owner Exelon Generation Company, LLC Date April 10, 2007
Name
200 Exelon Way, Kennett Square, PA 19348 Sheet 1 of 2
Address
2. Plant Limerick Generating Station Unit 2
Name
3146 Sanatoga Road, Pottstown PA 19464 Work Order No. R0870403
Address Repair Organization P.O. No., Job No. etc.
3. Work Performed by Exelon Nuclear Type Code Symbol Stamp N/A
Name Authorization No. N/A
3146 Sanatoga Road, Pottstown PA 19464 Expiration Date N/A
Address
4. Identification of System Reactor Recirculation Pump (System 043) Line No. VRR-2RD Pump 2B-P201
5. (a) Applicable Construction Code ASME III 19 89 Edition, N/A Addenda, N/A Code Case
(b) Applicable Edition of Section XI Utilized for Repairs or Replacements: 2001 edition with addenda through 2003
(c) Applicable Section XI Code Case(s) None

6. Identification of Components Repaired or Replaced and Replacement Components

Name of Component	Name of Manufacturer	Manufacturer Serial No.	National Board No.	Other Identification	Year Built	Repaired, Replaced, or Replacement	ASME Code Stamped (Yes or No)
2B-P201 Recirc Pump Mechanical Seal	Borg-Warner	311085 B-W Job No. 94-EP-3751	N/A	* 114-98951 PO# LS-696633	1994	Replacement	Yes
2B-P201 Recirc Pump Mechanical Seal	Borg-Warner	311084 B-W Job No. 94-EP-3750	N/A	* 114-98951 PO# LS-696633	1994	Replaced	Yes

* Traceability per Exelon stock code number.

7. Description of work: Replaced reactor recirculation pump mechanical seal cartridge.
8. Tests conducted: Hydrostatic ☐ Pneumatic ☐ Nominal Operating Pressure ☒
Other ☐ 1047 psi Test Temp. 173 °F.

NOTE: Supplemental sheets in form of lists, sketches, or drawings may be used, provided (1) size 8 1/2 in. x 11 in., (2) information in items 1 through 6 on this report is included on each sheet, and (3) each sheet is numbered and the number of sheets is recorded at the top of this form.

FORM NIS-2 (BACK)

9. Remarks: Manufacturers data reports are traceable by purchase order and work order package.

Applicable Manufacturer's Data Reports to be attached

Mechanical seal S/N 311085 was removed from recirc pump 1B-P201 in 1R11 under work order R0838581 and rebuilt under work order

R0873403, prior to installation.

CERTIFICATE OF COMPLIANCE

We certify that the statements made in the report are correct and this replacement conforms to the rules of the ASME Code, Section XI.

Type Code Symbol Stamp NA

Certificate of Authorization No. NA Expiration Date NA

Signed J.H. Kramer J.H. Kramer (site weld administrator) Date April 10, 2007
Owner or Owner's Designee, Title

CERTIFICATE OF INSERVICE INSPECTION

I, the undersigned, holding a valid commission issued by the National Board of Boiler and Pressure Vessel Inspectors and the State or Province of Pennsylvania and employed by HSBCT of Hartford, CT

have inspected the components described in this Owner's Report during the period 07 AUG 06 to 22 MAY 07, and state that to the best of my knowledge and belief, the Owner has performed examinations and taken corrective measures described in this Owner's Report in accordance with the requirements of the ASME Code, Section XI.

By signing this certificate neither the Inspector nor his employer makes any warranty, expressed or implied, concerning the examinations and corrective measures described in this Owner's Report. Furthermore, neither the Inspector nor his employer shall be liable in any manner for any personal injury or property damage or a loss of any kind arising from or connected with this inspection.

Paul Hernandez
Inspector's Signature

Commissions PA-2497 I, N & A, C
National Board, State, Province, and Endorsements

Date 22 MAY 2007.

FORM NIS-2 OWNER'S REPORT FOR REPAIRS OR REPLACEMENTS
As Required by the Provisions of the ASME Code Section XI

1. Owner Exelon Generation Company, LLC Date April 1, 2007
Name
200 Exelon Way, Kennett Square, PA 19348 Sheet 1 of 3
Address
2. Plant Limerick Generating Station Unit 2
Name
3146 Sanatoga Road, Pottstown, PA 19464 Work Order # C0218209
Address Repair Organization P.O. No., Job No. etc.
3. Work Performed by Exelon Nuclear Type Code Symbol Stamp N/A
Name Authorization No. N/A
3146 Sanatoga Road, Pottstown, PA 19464 Expiration Date N/A
Address
4. Identification of System: Reactor Recirculation (System-043) Line No. DCA-213 & HBB-243 Valve 043-2F030 & 2F032
5. (a) Applicable Construction Code See remarks on page 3 19 Edition, Addenda, N/A Code Case
(b) Applicable Edition of Section XI Utilized for Repairs or Replacements 2001 edition with addenda through 2003.
(c) Applicable Section XI Code Case(s) None

6. Identification of Components Repaired or Replaced and Replacement Components

Name of Component	Name of Manufacturer	Manufacturer Serial No.	National Board No.	Other Identification	Year Built	Repaired, Replaced, or Replacement	ASME Code Stamped
2" Valve 043-2F030	Flowserve	10BGF	N/A	* 114-83125 PO# 257797-381	2006	Replacement	Yes
2" Valve 043-2F032	Borg-warner	97EP0313	N/A	* 114-83125 PO# 257803-348015	1997	Replacement	Yes
(2) Feet 2" NPS SS Pipe	Sandvik	Heat No. 8324H	N/A	* 114-90030 PO# 178390	N/A	Replacement	No
(1) 2" NPS large tongue flange	Western Forge & Flange Co.	Heat No. 34811	N/A	* 114-91826 PO# 009825-2920	N/A	Replacement	No
(1) 2" NPS large groove flange	Western Forge & Flange Co.	Heat No. 34811	N/A	* 114-91842 PO# 009825-2918	N/A	Replacement	No
W4 x 13 W Shape	Siskin - Chaparral Steel	Heat No. 22235870	N/A	* 114-93009 PO# 001897- 234	N/A	Replacement	No
PS-1010 pipe restraint	Bergen- Paterson	N/A	N/A	* 114-92636 PO# 386535- 150	N/A	Replacement	No
5/8" steel plate	ISG Plate	Heat No. T5183/8B	N/A	* 111-09625 PO# 001897- 486	N/A	Replacement	No

* Traceability per Exelon part code number.

7. Description of Work: Replaced 2" RPV drain valve and installed 2" valve, drain piping and supports.
8. Tests conducted: Hydrostatic ☐ Pneumatic ☐ Nominal Operating Pressure ☒
Other ☐ Pressure 1047 psi Test Temp. 173 °F.

NOTE: Supplemental sheets in form of lists, sketches, or drawings may be used, provided (1) size 8 1/2 in. x 11 in., (2) information in items 1 through 6 on this report is included on each sheet, and (3) each sheet is numbered and the number of sheets is recorded at the top of this form.

FORM NIS-2 OWNER'S REPORT FOR REPAIRS OR REPLACEMENTS
As Required by the Provisions of the ASME Code Section XI

1. Owner Exelon Generation Company, LLC Date April 1, 2007
Name
200 Exelon Way, Kennett Square, PA 19348 Sheet 2 of 3
Address
2. Plant Limerick Generating Station Unit 2
Name
3146 Sanatoga Road, Pottstown, PA 19464 Work Order # C0218209
Address Repair Organization P.O. No., Job No. etc.
3. Work Performed by Exelon Nuclear Type Code Symbol Stamp N/A
Name Authorization No. N/A
3146 Sanatoga Road, Pottstown, PA 19464 Expiration Date N/A
Address
4. Identification of System: Reactor Recirculation (System-043) Line No. DCA-213 & HBB-243 Valve 043-2F030 & 2F032
5. (a) Applicable Construction Code See remarks on page 3 19 Edition, Addenda, N/A Code Case
(b) Applicable Edition of Section XI Utilized for Repairs or Replacements 2001 edition with addenda through 2003.
(c) Applicable Section XI Code Case(s) None

6. Identification of Components Repaired or Replaced and Replacement Components

Name of Component	Name of Manufacturer	Manufacturer Serial No.	National Board No.	Other Identification	Year Built	Repaired, Replaced, or Replacement	ASME Code Stamped
(5) Feet 2" NPS CS Pipe	Michigan Seamless Tube	Heat No. 00A053486	N/A	* 114-90045 PO# 009825-2506	N/A	Replacement	No
(2) 2" NPS raised face flanges	N/A	N/A	N/A	* 119-82412	N/A	Replacement	No
FG-043-265 2" NPS Flow Indicator	OPW Engineered Systems	1500 Series	N/A	* 114-60745	N/A	Replacement	No
(2) 2" NPS elbows	Bonney Forge	Lot No. 75971 & 76259	N/A	* 114-90818 PO# 009825-2407 & 2936	N/A	Replacement	No
(1) 2" NPS coupling	Bonney Forge	Lot No. 9209	N/A	* 114-90782 PO# 009825-2930	N/A	Replacement	No
(8) 7/8" flange studs	Nova Machine Products	Heat No. 245182 Trace 0G10	N/A	* 114- 92944 PO# 180864-2292	N/A	Replacement	No
(16) 7/8" flange nuts	Nova Machine Products	Heat No. 50035737 Trace P671	N/A	* 116- 12116 PO# 180864-1622	N/A	Replacement	No
(4) 5/8" flange studs	Nova Machine Products	Heat No. 230111 Trace R711	N/A	* 114- 37655 PO# 180864-1761	N/A	Replacement	No
(8) 5/8" flange nuts	Nova Machine Products	Heat No. 425940 Trace 0F63	N/A	* 116- 12090 PO# 180864-2281	N/A	Replacement	No

* Traceability per Exelon part code number.

FORM NIS-2 (BACK)

9. Remarks: Manufacturers data reports are traceable by Exelon purchase orders and work orders.
Applicable Manufacturer's Data Reports to be attached

Work completed in accordance with Exelon design change ECR 06-00480.

Valves were manufactured to ASME III, 1974 edition with addenda through Summer 1975.

2" HBB-243 piping on the downstream side of valve 043-2F032 is non-ASME, non-safety related but within the ASME XI boundary.

2" DCA-213 piping was installed in accordance with ASME III, 1974 edition with addenda through Winter 1974.

2" HBB-243 piping was installed in accordance with ANSI B31.1, 1973 edition with addenda through Summer 1973.

DCA-213-E3-H1 pipe support was installed to ANSI B31.7, 1969 edition with addenda through March 1971.

HBB-243-E31-H1 pipe support was installed to ANSI B31.1, 1973 edition with addenda through Winter 1974.

CERTIFICATE OF COMPLIANCE

We certify that the statements made in the report are correct and this replacement conforms to the rules of the
ASME Code, Section XI (repair or replacement)

Type Code Symbol Stamp NA

Certificate of Authorization No. NA Expiration Date NA

Signed J.H. Kramer J.H. Kramer, site weld administrator Date April 1, 2007
Owner or Owner's Designee, Title

CERTIFICATE OF INSERVICE INSPECTION

I, the undersigned, holding a valid commission issued by the National Board of Boiler and Pressure Vessel Inspectors and the State
or Province of Pennsylvania and employed by HSBCT of Hartford, CT

have inspected the components described
in this Owner's Report during the period 9 MAR 07 to 25 APR 07, and state that
to the best of my knowledge and belief, the Owner has performed examinations and taken corrective measures described in this
Owner's Report in accordance with the requirements of the ASME Code, Section XI.

By signing this certificate neither the Inspector nor his employer makes any warranty, expressed or implied, concerning the
examinations and corrective measures described in this Owner's Report. Furthermore, neither the Inspector nor his employer
shall be liable in any manner for any personal injury or property damage or a loss of any kind arising from or connected with this
inspection.

Paul Kramarz
Inspector's Signature

Commissions PA-2497 I, N & A, C
National Board, State, Province, and Endorsements

Date 25 APR 2007

FORM NIS-2 (BACK)

9. Remarks: Manufacturers data reports are traceable by purchase order and work order package.

Applicable Manufacturer's Data Reports to be attached

Disc replacement completed in accordance with Exelon design change ECR 05-00309.

CERTIFICATE OF COMPLIANCE

We certify that the statements made in the report are correct and this replacement conforms to the rules of the ASME Code, Section XI.
(repair or replacement)

Type Code Symbol Stamp NA

Certificate of Authorization No. NA Expiration Date NA

Signed J.H. Kramer J.H. Kramer (site weld administrator) Date March 30, 2007
Owner or Owner's Designee, Title

CERTIFICATE OF INSERVICE INSPECTION

I, the undersigned, holding a valid commission issued by the National Board of Boiler and Pressure Vessel Inspectors and the State or Province of Pennsylvania and employed by HSBCT of Hartford, CT have inspected the components described in this Owner's Report during the period 30 AUG 06 to 11 APR 07, and state that to the best of my knowledge and belief, the Owner has performed examinations and taken corrective measures described in this Owner's Report in accordance with the requirements of the ASME Code, Section XI.

By signing this certificate neither the Inspector nor his employer makes any warranty, expressed or implied, concerning the examinations and corrective measures described in this Owner's Report. Furthermore, neither the Inspector nor his employer shall be liable in any manner for any personal injury or property damage or a loss of any kind arising from or connected with this inspection.

Paul Hendry Commissions PA-2497 I.N & A, C
Inspector's Signature National Board, State, Province, and Endorsements

Date 11 APR 2007.

FORM NIS-2 OWNER'S REPORT FOR REPAIRS OR REPLACEMENTS
As Required by the Provisions of the ASME Code Section XI

1. Owner Exelon Generation Company, LLC Date March 30, 2007
Name
200 Exelon Way, Kennett Square, PA 19348 Sheet 1 of 2
Address
2. Plant Limerick Generating Station Unit 2
Name
3146 Sanatoga Road, Pottstown PA 19464 Work Order No. C0217934
Address Repair Organization P.O. No., Job No. etc.
3. Work Performed by Exelon Nuclear Type Code Symbol Stamp N/A
Name Authorization No. N/A
3146 Sanatoga Road, Pottstown PA 19464 Expiration Date N/A
Address
4. Identification of System Reactor Water Clean-up (System 044) Line No. DBB-205 044-2029
5. (a) Applicable Construction Code ASME III 19 74 Edition, Winter 1974 Addenda, N/A Code Case
(b) Applicable Edition of Section XI Utilized for Repairs or Replacements: 2001 edition with addenda through 2003
(c) Applicable Section XI Code Case(s) None

6. Identification of Components Repaired or Replaced and Replacement Components

Name of Component	Name of Manufacturer	Manufacturer Serial No.	National Board No.	Other Identification	Year Built	Repaired, Replaced, or Replacement	ASME Code Stamped (Yes or No)
4" Globe Valve Disc	Flowserve	Heat No. 90784-1	N/A	* 114-59797 PO# 257797-441	2007	Replacement	Yes

* Traceability per Exelon stock code number.

7. Description of work: Replace 4" globe valve disc.
8. Tests conducted: Hydrostatic ☐ Pneumatic ☐ Nominal Operating Pressure ☐
Other ☐ N/A psi Test Temp. N/A °F.

NOTE: Supplemental sheets in form of lists, sketches, or drawings may be used, provided (1) size 8 1/2 in. x 11 in., (2) information in items 1 through 6 on this report is included on each sheet, and (3) each sheet is numbered and the number of sheets is recorded at the top of this form.

FORM NIS-2 OWNER'S REPORT FOR REPAIRS OR REPLACEMENTS
As Required by the Provisions of the ASME Code Section XI

1. Owner Exelon Generation Company, LLC Date March 30, 2007
Name _____
- 200 Exelon Way, Kennett Square, PA 19348 Sheet 1 of 2
Address _____
2. Plant Limerick Generating Station Unit 2
Name _____
- 3146 Sanatoga Road, Pottstown PA 19464 Work Order No. C0217939
Address _____ Repair Organization P.O. No., Job No. etc. _____
3. Work Performed by Exelon Nuclear Type Code Symbol Stamp N/A
Name _____ Authorization No. N/A
- 3146 Sanatoga Road, Pottstown PA 19464 Expiration Date N/A
Address _____
4. Identification of System Reactor Water Clean-up (System 044) Line No. DBB-205 044-2063
5. (a) Applicable Construction Code ASME III 1971 Edition, Summer 1973 Addenda, N/A Code Case
(b) Applicable Edition of Section XI Utilized for Repairs or Replacements: 2001 edition with addenda through 2003
(c) Applicable Section XI Code Case(s) None

6. Identification of Components Repaired or Replaced and Replacement Components

Name of Component	Name of Manufacturer	Manufacturer Serial No.	National Board No.	Other Identification	Year Built	Repaired, Replaced, or Replacement	ASME Code Stamped (Yes or No)
4" Check Valve Disc	Velan Valve	7962 Heat No. M6460	N/A	* 114-59792 PO# 019946	2006	Replacement	Yes

* Traceability per Exelon stock code number.

7. Description of work: Replace 4" check valve disc.
8. Tests conducted: Hydrostatic ☐ Pneumatic ☐ Nominal Operating Pressure ☐ Exempt ☒
Other ☐ N/A psi Test Temp. N/A °F.

NOTE: Supplemental sheets in form of lists, sketches, or drawings may be used, provided (1) size 8 1/2 in. x 11 in., (2) information in items 1 through 6 on this report is included on each sheet, and (3) each sheet is numbered and the number of sheets is recorded at the top of this form.

FORM NIS-2 (BACK)

9. Remarks: Manufacturers data reports are traceable by purchase order and work order package.

Applicable Manufacturer's Data Reports to be attached

Replacement completed in accordance with Exelon design change ECR 05-00309.

CERTIFICATE OF COMPLIANCE

We certify that the statements made in the report are correct and this replacement conforms to the rules of the ASME Code, Section XI.
(repair or replacement)

Type Code Symbol Stamp NA

Certificate of Authorization No. NA Expiration Date NA

Signed J.H. Kramer J.H. Kramer (site weld administrator) Date March 30, 2007
Owner or Owner's Designee, Title

CERTIFICATE OF INSERVICE INSPECTION

I, the undersigned, holding a valid commission issued by the National Board of Boiler and Pressure Vessel Inspectors and the State or Province of Pennsylvania and employed by HSBCT of Hartford, CT have inspected the components described in this Owner's Report during the period 6 MAR 07 to 18 MAY 07, and state that to the best of my knowledge and belief, the Owner has performed examinations and taken corrective measures described in this Owner's Report in accordance with the requirements of the ASME Code, Section XI.

By signing this certificate neither the Inspector nor his employer makes any warranty, expressed or implied, concerning the examinations and corrective measures described in this Owner's Report. Furthermore, neither the Inspector nor his employer shall be liable in any manner for any personal injury or property damage or a loss of any kind arising from or connected with this inspection.

Paul Blum
Inspector's Signature

Commissions PA-2497 I.N & A. C
National Board, State, Province, and Endorsements

Date 18 MAY 2007.

FORM NIS-2 OWNER'S REPORT FOR REPAIRS OR REPLACEMENTS
As Required by the Provisions of the ASME Code Section XI

1. Owner Exelon Generation Company, LLC Date March 30, 2007
Name
200 Exelon Way, Kennett Square, PA 19348 Sheet 1 of 2
Address
2. Plant Limerick Generating Station Unit 2
Name
3146 Sanatoga Road, Pottstown PA 19464 Work Order No. C0220684
Address Repair Organization P.O. No., Job No. etc.
3. Work Performed by Exelon Nuclear Type Code Symbol Stamp N/A
Name Authorization No. N/A
3146 Sanatoga Road, Pottstown PA 19464 Expiration Date N/A
Address
4. Identification of System Reactor Water Clean-up (System 044) Line No. ECC-203 HV-C-044-2F033
5. (a) Applicable Construction Code ASME III 19 71 Edition, N/A Addenda, N/A Code Case
(b) Applicable Edition of Section XI Utilized for Repairs or Replacements: 2001 edition with addenda through 2003
(c) Applicable Section XI Code Case(s) None

6. Identification of Components Repaired or Replaced and Replacement Components

Name of Component	Name of Manufacturer	Manufacturer Serial No.	National Board No.	Other Identification	Year Built	Repaired, Replaced, or Replacement	ASME Code Stamped (Yes or No)
4" Control Valve Inner Valve	Flowserve	Trace No. 16169-1-3 Serial No. 1	N/A	* 114-00567 PO# 257797-348136	2003	Replacement	Yes

* Traceability per Exelon stock code number.

7. Description of work: Replace 4" control valve inner valve.
8. Tests conducted: Hydrostatic ☐ Pneumatic ☐ Nominal Operating Pressure ☐
Other ☐ N/A psi Test Temp. N/A °F.

NOTE: Supplemental sheets in form of lists, sketches, or drawings may be used, provided (1) size 8 1/2 in. x 11 in., (2) information in items 1 through 6 on this report is included on each sheet, and (3) each sheet is numbered and the number of sheets is recorded at the top of this form.

FORM NIS-2 (BACK)

9. Remarks: Manufacturers data reports are traceable by purchase order and work order package.
Applicable Manufacturer's Data Reports to be attached

CERTIFICATE OF COMPLIANCE

We certify that the statements made in the report are correct and this replacement conforms to the rules of the
ASME Code, Section XI.
Type Code Symbol Stamp NA (repair or replacement)

Certificate of Authorization No. NA Expiration Date NA

Signed Jam H. Kramer J.H. Kramer (site weld administrator) Date March 30, 2007
Owner or Owner's Designee, Title

CERTIFICATE OF INSERVICE INSPECTION

I, the undersigned, holding a valid commission issued by the National Board of Boiler and Pressure Vessel Inspectors and the State
or Province of Pennsylvania and employed by HSBCT of
Hartford, CT have inspected the components described
in this Owner's Report during the period 19 MAR 07 to 22 MAY 07, and state that
to the best of my knowledge and belief, the Owner has performed examinations and taken corrective measures described in this
Owner's Report in accordance with the requirements of the ASME Code, Section XI.

By signing this certificate neither the Inspector nor his employer makes any warranty, expressed or implied, concerning the
examinations and corrective measures described in this Owner's Report. Furthermore, neither the Inspector nor his employer
shall be liable in any manner for any personal injury or property damage or a loss of any kind arising from or connected with this
inspection.

Paul [Signature] Commissions PA-2497 I.N & A.C
Inspector's Signature National Board, State, Province, and Endorsements

Date 22 MAY 2007.

FORM NIS-2 OWNER'S REPORT FOR REPAIRS OR REPLACEMENTS
As Required by the Provisions of the ASME Code Section XI

1. Owner Exelon Generation Company, LLC Date April 3, 2007
Name
200 Exelon Way, Kennett Square, PA 19348 Sheet 1 of 2
Address
2. Plant Limerick Generating Station Unit 2
Name
3146 Sanatoga Road, Pottstown PA 19464 Work Order No. R0722844
Address Repair Organization P.O. No., Job No. etc.
3. Work Performed by Exelon Nuclear Type Code Symbol Stamp N/A
Name Authorization No. N/A
3146 Sanatoga Road, Pottstown PA 19464 Expiration Date N/A
Address
4. Identification of System Reactor Water Clean-up (System 044) Line No. DCD-211
5. (a) Applicable Construction Code ANSI B31.1 19 73 Edition, N/A Addenda, N/A Code Case
(b) Applicable Edition of Section XI Utilized for Repairs or Replacements: 2001 edition with addenda through 2003
(c) Applicable Section XI Code Case(s) None

6. Identification of Components Repaired or Replaced and Replacement Components

Name of Component	Name of Manufacturer	Manufacturer Serial No.	National Board No.	Other Identification	Year Built	Repaired, Replaced, or Replacement	ASME Code Stamped (Yes or No)
(1) foot 1-1/2" NPS Pipe	N/A	N/A	N/A	* 119-82653	N/A	Replacement	No
(1) 1-1/2" NPS Flange	N/A	N/A	N/A	* 119-82356	N/A	Replacement	No

* Traceability per Exelon stock code number.

7. Description of work: Replace 1-1/2" relief valve inlet piping.
8. Tests conducted: Hydrostatic ☐ Pneumatic ☐ Nominal Operating Pressure ☒
Other ☐ 300 & 1048 psi Test Temp. N/A °F.

NOTE: Supplemental sheets in form of lists, sketches, or drawings may be used, provided (1) size 8 1/2 in. x 11 in., (2) information in items 1 through 6 on this report is included on each sheet, and (3) each sheet is numbered and the number of sheets is recorded at the top of this form.

FORM NIS-2 (BACK)

9. Remarks: Relief valve inlet piping is Non-ASME III, non-safety related, but within the ASME XI boundary.
Applicable Manufacturer's Data Reports to be attached

CERTIFICATE OF COMPLIANCE

We certify that the statements made in the report are correct and this replacement conforms to the rules of the
ASME Code, Section XI. (repair or replacement)
Type Code Symbol Stamp NA

Certificate of Authorization No. NA Expiration Date NA

Signed J. H. Kramer J.H. Kramer (site weld administrator) Date April 3, 2007
Owner or Owner's Designee, Title

CERTIFICATE OF INSERVICE INSPECTION

I, the undersigned, holding a valid commission issued by the National Board of Boiler and Pressure Vessel Inspectors and the State
or Province of Pennsylvania and employed by HSBCT of
Hartford, CT have inspected the components described
in this Owner's Report during the period 21 MAR 07 to 8 JUN 07, and state that
to the best of my knowledge and belief, the Owner has performed examinations and taken corrective measures described in this
Owner's Report in accordance with the requirements of the ASME Code, Section XI.

By signing this certificate neither the Inspector nor his employer makes any warranty, expressed or implied, concerning the
examinations and corrective measures described in this Owner's Report. Furthermore, neither the Inspector nor his employer
shall be liable in any manner for any personal injury or property damage or a loss of any kind arising from or connected with this
inspection.

Paul Blomquist Commissions PA-2497 I, N & A, C
Inspector's Signature National Board, State, Province, and Endorsements

Date 8 JUN 2007.

FORM NIS-2 OWNER'S REPORT FOR REPAIRS OR REPLACEMENTS
As Required by the Provisions of the ASME Code Section XI

1. Owner Exelon Generation Company, LLC Date March 30, 2007
Name
200 Exelon Way, Kennett Square, PA 19348 Sheet 1 of 2
Address
2. Plant Limerick Generating Station Unit 2
Name
3146 Sanatoga Road, Pottstown PA 19464 Work Order No. C0210966
Address Repair Organization P.O. No., Job No. etc.
3. Work Performed by Exelon Nuclear Type Code Symbol Stamp N/A
Name Authorization No. N/A
3146 Sanatoga Road, Pottstown PA 19464 Expiration Date N/A
Address
4. Identification of System Control Rod Drives (System 047) Line No. EBB-242 HV-047-2F181
5. (a) Applicable Construction Code ASME III 19 77 Edition, Winter 1977 Addenda, N/A Code Case
(b) Applicable Edition of Section XI Utilized for Repairs or Replacements: 2001 edition with addenda through 2003
(c) Applicable Section XI Code Case(s) None

6. Identification of Components Repaired or Replaced and Replacement Components

Name of Component	Name of Manufacturer	Manufacturer Serial No.	National Board No.	Other Identification	Year Built	Repaired, Replaced, or Replacement	ASME Code Stamped (Yes or No)
2" Globe Valve Plug	Anchor/Darling Valve Co.	Heat No. J8334	N/A	* 114-32403 PO# 279702-210	1989	Replacement	Yes

* Traceability per Exelon stock code number.

7. Description of work: Replace 2" CRD Globe valve plug.
8. Tests conducted: Hydrostatic ☐ Pneumatic ☐ Nominal Operating Pressure ☐ Exempt ☒
Other ☐ N/A psi Test Temp. N/A °F.

NOTE: Supplemental sheets in form of lists, sketches, or drawings may be used, provided (1) size 8 1/2 in. x 11 in., (2) information in items 1 through 6 on this report is included on each sheet, and (3) each sheet is numbered and the number of sheets is recorded at the top of this form.

FORM NIS-2 (BACK)

9. Remarks Manufacturers data reports are traceable by purchase order and work order package.
Applicable Manufacturer's Data Reports to be attached

CERTIFICATE OF COMPLIANCE

We certify that the statements made in the report are correct and this replacement conforms to the rules of the
ASME Code, Section XI.
Type Code Symbol Stamp NA (repair or replacement)

Certificate of Authorization No. NA Expiration Date NA

Signed J.H. Kramer J.H. Kramer (site weld administrator) Date March 30, 2007
Owner or Owner's Designee, Title

CERTIFICATE OF INSERVICE INSPECTION

I, the undersigned, holding a valid commission issued by the National Board of Boiler and Pressure Vessel Inspectors and the State
or Province of Pennsylvania and employed by HSBCT of
Hartford, CT have inspected the components described
in this Owner's Report during the period 21 AUG 06 to 18 MAY 07, and state that
to the best of my knowledge and belief, the Owner has performed examinations and taken corrective measures described in this
Owner's Report in accordance with the requirements of the ASME Code, Section XI.

By signing this certificate neither the Inspector nor his employer makes any warranty, expressed or implied, concerning the
examinations and corrective measures described in this Owner's Report. Furthermore, neither the Inspector nor his employer
shall be liable in any manner for any personal injury or property damage or a loss of any kind arising from or connected with this
inspection.

Paul Blum Commissions PA-2497 I, N & A, C
Inspector's Signature National Board, State, Province, and Endorsements

Date 18 MAY 2007.

FORM NIS-2 OWNER'S REPORT FOR REPAIRS OR REPLACEMENTS
As Required by the Provisions of the ASME Code Section XI

1. Owner Exelon Generation Co., LLC Date June 13, 2007
Name
200 Exelon Way, Kennett Square, PA 19348 Sheet 1 of 2
Address
2. Plant Limerick Generating Station Unit 2
Name
3146 Sanatoga Road, Pottstown, PA 19464 Work Order No. R0997991
Address Repair Organization P.O. No., Job No. Etc.
3. Work Performed by Exelon Generation Co., LLC Type Code Symbol Stamp N/A
Name Authorization No. N/A
200 Exelon Way, Kennett Square, PA 19348 Expiration Date N/A
Address
4. Identification of System 047 CONTROL ROD DRIVE Line No. 20-S299-10-23
5. (a) Applicable Construction Code ASME III Edition, 1971 Addenda, S'73 Code Case 1361-2
(b) Applicable Edition of Section XI Utilized for Repairs or Replacements 2001 / 03
6. Identification of Components Repaired or Replaced and Replacement Components

Name of Component	Name of Manufacturer	Manufacturer Serial No.	National Board No.	Other Identification	Year Built	Repaired, Replaced, or Replacement	ASME Code Stamped (Yes or No)
Control Rod Drive	Gen. Electric	A4410	N/A	N/A	1986	Replacement	Yes

7. Description of Work: REPLACED ONE CONTROL ROD DRIVE
8. Tests conducted: Hydrostatic ☐ Pneumatic ☐ Nominal Operating Pressure:
Other ☒ Pressure 1053 psi Test Temp. 192 °F.

NOTE: Supplemental sheets in form of lists, sketches, or drawings may be used, provided (1) size 8 1/2 in. x 11 in., (2) information in items 1 through 6 on this report is included on each sheet, and (3) each sheet is numbered and the number of sheets is recorded at the top of this form.

FORM NIS-2 (BACK)

9. Remarks MANUFACTURER DATA SHEET ATTACHED

CERTIFICATE OF COMPLIANCE

We certify that the statements made in the report are correct and this REPLACEMENT conforms to the rules of the ASME Code, Section XI. Repair or replacement

Type Code Symbol Stamp NACertificate of Authorization No. NAExpiration Date NA

Signed

Owner or Owner's Designer, Title

Date,

6/26/07

CERTIFICATE OF INSERVICE INSPECTION

I, the undersigned, holding a valid commission issued by the National Board of Boiler and Pressure Vessel Inspectors and the State Or Province of Pennsylvania and employed by HSBCT of Hartford, CT have inspected the components described

In this Owner's Report during the period 14 AUG 06 to 27 JUN 07, and state that To the best of my knowledge and belief, the Owner has performed examinations and taken corrective measures described in this Owner's Report in accordance with the requirements of the ASME Code, Section XI.

By signing this certificate neither the Inspector nor his employer makes any warranty, expressed or implied, concerning the Examinations and corrective measures described in this Owner's Report. Furthermore, neither the Inspector nor his employer Shall be liable in any manner for any personal injury or property damage or a loss of any kind arising from or connected with this Inspection.

[Signature]
Inspector's Signature

Commissions

PA-2497 I, N, A & C

National Board, State, Province, and Endorsements

Date

27 JUN 07

FORM NIS-2 OWNER'S REPORT FOR REPAIRS OR REPLACEMENTS
As Required by the Provisions of the ASME Code Section XI

1. Owner Exelon Generation Co., LLC Date June 13, 2007
Name
200 Exelon Way, Kennett Square, PA 19348 Sheet 1 of 2
Address
2. Plant Limerick Generating Station Unit 2
Name
3146 Sanatoga Road, Pottstown, PA 19464 Work Order No. R0997991
Address Repair Organization P.O. No., Job No. Etc.
3. Work Performed by Exelon Generation Co., LLC Type Code Symbol Stamp N/A
Name Authorization No. N/A
200 Exelon Way, Kennett Square, PA 19348 Expiration Date N/A
Address
4. Identification of System 047 CONTROL ROD DRIVE Line No. 20-S299-10-35
5. (a) Applicable Construction Code ASME III Edition, 1968 Addenda, w/ 69 Code Case 1361-1
(b) Applicable Edition of Section XI Utilized for Repairs or Replacements 2001 / 03

6. Identification of Components Repaired or Replaced and Replacement Components

Name of Component	Name of Manufacturer	Manufacturer Serial No.	National Board No.	Other Identification	Year Built	Repaired, Replaced, or Replacement	ASME Code Stamped (Yes or No)
Control Rod Drive	Gen. Electric	5167	N/A	N/A	1973	Replacement	Yes

7. Description of Work: REPLACED ONE CONTROL ROD DRIVE
8. Tests conducted: Hydrostatic ☐ Pneumatic ☐ Nominal Operating Pressure:
Other ☒ Pressure 1053 psi Test Temp. 192 °F.

NOTE: Supplemental sheets in form of lists, sketches, or drawings may be used, provided (1) size 8 1/2 in. x 11 in., (2) information in items 1 through 6 on this report is included on each sheet, and (3) each sheet is numbered and the number of sheets is recorded at the top of this form.

FORM NIS-2 (BACK)

APB
4/21/079. Remarks MANUFACTURER DATA SHEET ATTACHED

CERTIFICATE OF COMPLIANCE

We certify that the statements made in the report are correct and this REPLACEMENT conforms to the rules of the ASME Code, Section XI.
Repair or replacement

Type Code Symbol Stamp NACertificate of Authorization No. NAExpiration Date NASigned Kenneth J. Chang
Owner or Owner's Designee, TitleDate, 6/26/07

CERTIFICATE OF INSERVICE INSPECTION

I, the undersigned, holding a valid commission issued by the National Board of Boiler and Pressure Vessel Inspectors and the State Or Province of Pennsylvania and employed by HSBCT of Hartford, CT have inspected the components described

In this Owner's Report during the period 14 AUG 06 to 27 JUN 07, and state that To the best of my knowledge and belief, the Owner has performed examinations and taken corrective measures described in this Owner's Report in accordance with the requirements of the ASME Code, Section XI.

By signing this certificate neither the Inspector nor his employer makes any warranty, expressed or implied, concerning the Examinations and corrective measures described in this Owner's Report. Furthermore, neither the Inspector nor his employer Shall be liable in any manner for any personal injury or property damage or a loss of any kind arising from or connected with this Inspection.

Paul A. ...
Inspector's Signature

Commissions

PA-2497 I, N, A & C

National Board, State, Province, and Endorsements

Date 27 JUN 07

FORM NIS-2 OWNER'S REPORT FOR REPAIRS OR REPLACEMENTS
As Required by the Provisions of the ASME Code Section XI

1. Owner Exelon Generation Co., LLC Date June 13, 2007
Name
200 Exelon Way, Kennett Square, PA 19348 Sheet 1 of 2
Address
2. Plant Limerick Generating Station Unit 2
Name
3146 Sanatoga Road, Pottstown, PA 19464 Work Order No. R0997991
Address Repair Organization P.O. No., Job No. Etc.
3. Work Performed by Exelon Generation Co., LLC Type Code Symbol Stamp N/A
Name Authorization No. N/A
200 Exelon Way, Kennett Square, PA 19348 Expiration Date N/A
Address
4. Identification of System 047 CONTROL ROD DRIVE Line No. 20-S299-18-19
5. (a) Applicable Construction Code ASME III Edition, 1974 Addenda, w/ 75 Code Case N207 1361-2
(b) Applicable Edition of Section XI Utilized for Repairs or Replacements 2001 / 03

6. Identification of Components Repaired or Replaced and Replacement Components

Name of Component	Name of Manufacturer	Manufacturer Serial No.	National Board No.	Other Identification	Year Built	Repaired, Replaced, or Replacement	ASME Code Stamped (Yes or No)
Control Rod Drive	Gen. Electric	A8565	N/A	N/A	1988	Replacement	Yes

7. Description of Work: REPLACED ONE CONTROL ROD DRIVE

8. Tests conducted: Hydrostatic ☐ Pneumatic ☐ Nominal Operating Pressure:
Other ☒ Pressure 1053 psi Test Temp. 192 °F.

NOTE: Supplemental sheets in form of lists, sketches, or drawings may be used, provided (1) size 8 1/2 in. x 11 in., (2) information in items 1 through 6 on this report is included on each sheet, and (3) each sheet is numbered and the number of sheets is recorded at the top of this form.

FORM NIS-2 (BACK)

9. Remarks MANUFACTURER DATA SHEET ATTACHED

CERTIFICATE OF COMPLIANCE

We certify that the statements made in the report are correct and this REPLACEMENT conforms to the rules of the ASME Code, Section XI.
Repair or replacement

Type Code Symbol Stamp NACertificate of Authorization No. NAExpiration Date NASigned Kenneth J. Clancy
Owner or Owner's Designee, TitleDate, 6/26/07

CERTIFICATE OF INSERVICE INSPECTION

I, the undersigned, holding a valid commission issued by the National Board of Boiler and Pressure Vessel Inspectors and the State Or Province of Pennsylvania and employed by HSBCT of Hartford, CT have inspected the components described

In this Owner's Report during the period 14 AUG 06 to 27 JUN 07, and state that To the best of my knowledge and belief, the Owner has performed examinations and taken corrective measures described in this Owner's Report in accordance with the requirements of the ASME Code, Section XI.

By signing this certificate neither the Inspector nor his employer makes any warranty, expressed or implied, concerning the Examinations and corrective measures described in this Owner's Report. Furthermore, neither the Inspector nor his employer Shall be liable in any manner for any personal injury or property damage or a loss of any kind arising from or connected with this Inspection.

Paul L. Lantry
Inspector's Signature

Commissions

PA-2497 I, N, A & C

National Board, State, Province, and Endorsements

Date 27 JUN 07

FORM NIS-2 OWNER'S REPORT FOR REPAIRS OR REPLACEMENTS
As Required by the Provisions of the ASME Code Section XI

1. Owner Exelon Generation Co., LLC Date June 13, 2007
Name
200 Exelon Way, Kennett Square, PA 19348 Sheet 1 of 2
Address
2. Plant Limerick Generating Station Unit 2
Name
3146 Sanatoga Road, Pottstown, PA 19464 Work Order No. R0997991
Address Repair Organization P.O. No., Job No. Etc.
3. Work Performed by Exelon Generation Co., LLC Type Code Symbol Stamp N/A
Name Authorization No. N/A
200 Exelon Way, Kennett Square, PA 19348 Expiration Date N/A
Address
4. Identification of System 047 CONTROL ROD DRIVE Line No. 20-S299-22-31
5. (a) Applicable Construction Code ASME III Edition, 1974 Addenda, None Code Case 1361-1
(b) Applicable Edition of Section XI Utilized for Repairs or Replacements 2001 / 03

6. Identification of Components Repaired or Replaced and Replacement Components

Name of Component	Name of Manufacturer	Manufacturer Serial No.	National Board No.	Other Identification	Year Built	Repaired, Replaced, or Replacement	ASME Code Stamped (Yes or No)
Control Rod Drive	Gen. Electric	9285	N/A	N/A	1977	Replacement	Yes

7. Description of Work: REPLACED ONE CONTROL ROD DRIVE
8. Tests conducted: Hydrostatic ☐ Pneumatic ☐ Nominal Operating Pressure:
Other ☒ Pressure 1053 psi Test Temp. 192 °F.

NOTE: Supplemental sheets in form of lists, sketches, or drawings may be used, provided (1) size 8 1/2 in. x 11 in., (2) information in items 1 through 6 on this report is included on each sheet, and (3) each sheet is numbered and the number of sheets is recorded at the top of this form.

FORM NIS-2 (BACK)

SAS
6/27/079. Remarks MANUFACTURER DATA SHEET ATTACHED

CERTIFICATE OF COMPLIANCE

We certify that the statements made in the report are correct and this REPLACEMENT conforms to the rules of the ASME Code, Section XI.
Repair or replacement

Type Code Symbol Stamp NACertificate of Authorization No. NAExpiration Date NASigned *Kevin J. Henry*
Owner or Owner's Designee, titleDate, 6/26/07

CERTIFICATE OF INSERVICE INSPECTION

I, the undersigned, holding a valid commission issued by the National Board of Boiler and Pressure Vessel Inspectors and the State Or Province of Pennsylvania and employed by HSBCT of Hartford, CT have inspected the components described

In this Owner's Report during the period 14 AUG 06 to 27 JUN 07, and state that To the best of my knowledge and belief, the Owner has performed examinations and taken corrective measures described in this Owner's Report in accordance with the requirements of the ASME Code, Section XI.

By signing this certificate neither the Inspector nor his employer makes any warranty, expressed or implied, concerning the Examinations and corrective measures described in this Owner's Report. Furthermore, neither the Inspector nor his employer Shall be liable in any manner for any personal injury or property damage or a loss of any kind arising from or connected with this Inspection.

Paul Hernandez
Inspector's Signature

Commissions PA-2497 I, N, A & C
National Board, State, Province, and Endorsements

Date 27 JUN 07

FORM NIS-2 OWNER'S REPORT FOR REPAIRS OR REPLACEMENTS
As Required by the Provisions of the ASME Code Section XI

1. Owner Exelon Generation Co., LLC Date June 13, 2007
Name
200 Exelon Way, Kennett Square, PA 19348 Sheet 1 of 2
Address
2. Plant Limerick Generating Station Unit 2
Name
3146 Sanatoga Road, Pottstown, PA 19464 Work Order No. R0997991
Address Repair Organization P.O. No., Job No. Etc.
3. Work Performed by Exelon Generation Co., LLC Type Code Symbol Stamp N/A
Name Authorization No. N/A
200 Exelon Way, Kennett Square, PA 19348 Expiration Date N/A
Address
4. Identification of System 047 CONTROL ROD DRIVE Line No. 20-S299-26-11
5. (a) Applicable Construction Code ASME III Edition, 1974 Addenda, w' 75 Code Case N207 1361-2
(b) Applicable Edition of Section XI Utilized for Repairs or Replacements 2001 / 03
6. Identification of Components Repaired or Replaced and Replacement Components

Name of Component	Name of Manufacturer	Manufacturer Serial No.	National Board No.	Other Identification	Year Built	Repaired, Replaced, or Replacement	ASME Code Stamped (Yes or No)
Control Rod Drive	Gen. Electric	A8550	N/A	N/A	1988	Replacement	Yes

7. Description of Work: REPLACED ONE CONTROL ROD DRIVE
8. Tests conducted: Hydrostatic ☐ Pneumatic ☐ Nominal Operating Pressure:
Other ☒ Pressure 1053 psi Test Temp. 192 °F.

NOTE: Supplemental sheets in form of lists, sketches, or drawings may be used, provided (1) size 8 1/2 in. x 11 in., (2) information in items 1 through 6 on this report is included on each sheet, and (3) each sheet is numbered and the number of sheets is recorded at the top of this form.

FORM NIS-2 (BACK)

APB
6/27/079. Remarks MANUFACTURER DATA SHEET ATTACHED

CERTIFICATE OF COMPLIANCE

We certify that the statements made in the report are correct and this REPLACEMENT conforms to the rules of the ASME Code, Section XI.
Repair or replacement

Type Code Symbol Stamp NACertificate of Authorization No. NAExpiration Date NASigned Kevin J. Chandy
Owner or Owner's Designee, TitleDate, 6/26/07

CERTIFICATE OF INSERVICE INSPECTION

I, the undersigned, holding a valid commission issued by the National Board of Boiler and Pressure Vessel Inspectors and the State Or Province of Pennsylvania and employed by HSBCT of Hartford, CT have inspected the components described

In this Owner's Report during the period 14 AUG 06 to 27 JUN 07, and state that To the best of my knowledge and belief, the Owner has performed examinations and taken corrective measures described in this Owner's Report in accordance with the requirements of the ASME Code, Section XI.

By signing this certificate neither the Inspector nor his employer makes any warranty, expressed or implied, concerning the Examinations and corrective measures described in this Owner's Report. Furthermore, neither the Inspector nor his employer Shall be liable in any manner for any personal injury or property damage or a loss of any kind arising from or connected with this Inspection.

Paul J. Kennedy Jr.
Inspector's Signature

Commissions

PA-2497 I, N, A & C

National Board, State, Province, and Endorsements

Date 27 JUN 07

FORM NIS-2 OWNER'S REPORT FOR REPAIRS OR REPLACEMENTS
As Required by the Provisions of the ASME Code Section XI

1. Owner Exelon Generation Co., LLC Date June 13, 2007
Name
200 Exelon Way, Kennett Square, PA 19348 Sheet 1 of 2
Address
2. Plant Limerick Generating Station Unit 2
Name
3146 Sanatoga Road, Pottstown, PA 19464 Work Order No. R0997991
Address Repair Organization P.O. No., Job No. Etc.
3. Work Performed by Exelon Generation Co., LLC Type Code Symbol Stamp N/A
Name Authorization No. N/A
200 Exelon Way, Kennett Square, PA 19348 Expiration Date N/A
Address
4. Identification of System 047 CONTROL ROD DRIVE Line No. 20-S299-26-15
5. (a) Applicable Construction Code ASME III Edition, 1974 Addenda, w/ 75 Code Case N207 1361-2
(b) Applicable Edition of Section XI Utilized for Repairs or Replacements 2001 / 03

6. Identification of Components Repaired or Replaced and Replacement Components

Name of Component	Name of Manufacturer	Manufacturer Serial No.	National Board No.	Other Identification	Year Built	Repaired, Replaced, or Replacement	ASME Code Stamped (Yes or No)
Control Rod Drive	Gen. Electric	A8476	N/A	N/A	1988	Replacement	Yes

7. Description of Work: REPLACED ONE CONTROL ROD DRIVE

8. Tests conducted: Hydrostatic ☐ Pneumatic ☐ Nominal Operating Pressure:
Other ☒ Pressure 1053 psi Test Temp. 192 °F.

NOTE: Supplemental sheets in form of lists, sketches, or drawings may be used, provided (1) size 8 1/2 in. x 11 in., (2) information in items 1 through 6 on this report is included on each sheet, and (3) each sheet is numbered and the number of sheets is recorded at the top of this form.

FORM NIS-2 (BACK)

AM
6/27/079. Remarks MANUFACTURER DATA SHEET ATTACHED

CERTIFICATE OF COMPLIANCE

We certify that the statements made in the report are correct and this REPLACEMENT conforms to the rules of the ASME Code, Section XI.
Repair or replacement

Type Code Symbol Stamp NACertificate of Authorization No. NAExpiration Date NASigned [Signature]
Owner or Owner's Designee, TitleDate, 6/26/07

CERTIFICATE OF INSERVICE INSPECTION

I, the undersigned, holding a valid commission issued by the National Board of Boiler and Pressure Vessel Inspectors and the State Or Province of Pennsylvania and employed by HSBCT of Hartford, CT have inspected the components described

In this Owner's Report during the period 14 AUG 06 to 27 JUN 07, and state that To the best of my knowledge and belief, the Owner has performed examinations and taken corrective measures described in this Owner's Report in accordance with the requirements of the ASME Code, Section XI.

By signing this certificate neither the Inspector nor his employer makes any warranty, expressed or implied, concerning the Examinations and corrective measures described in this Owner's Report. Furthermore, neither the Inspector nor his employer Shall be liable in any manner for any personal injury or property damage or a loss of any kind arising from or connected with this Inspection.

[Signature]
Inspector's Signature

Commissions

PA-2497 I, N, A & C

National Board, State, Province, and Endorsements

Date 27 JUN 07

FORM NIS-2 OWNER'S REPORT FOR REPAIRS OR REPLACEMENTS
As Required by the Provisions of the ASME Code Section XI

1. Owner Exelon Generation Co., LLC Date June 13, 2007
Name
200 Exelon Way, Kennett Square, PA 19348 Sheet 1 of 2
Address
2. Plant Limerick Generating Station Unit 2
Name
3146 Sanatoga Road, Pottstown, PA 19464 Work Order No. R0997991
Address Repair Organization P.O. No., Job No. Etc.
3. Work Performed by Exelon Generation Co., LLC Type Code Symbol Stamp N/A
Name Authorization No. N/A
200 Exelon Way, Kennett Square, PA 19348 Expiration Date N/A
Address
4. Identification of System 047 CONTROL ROD DRIVE Line No. 20-S299-26-35
5. (a) Applicable Construction Code ASME III Edition, 1974 Addenda, S76 Code Case 1361-1
(b) Applicable Edition of Section XI Utilized for Repairs or Replacements 2001 / 03
6. Identification of Components Repaired or Replaced and Replacement Components

Name of Component	Name of Manufacturer	Manufacturer Serial No.	National Board No.	Other Identification	Year Built	Repaired, Replaced, or Replacement	ASME Code Stamped (Yes or No)
Control Rod Drive	Gen. Electric	9402	N/A	N/A	1977	Replacement	Yes

7. Description of Work: REPLACED ONE CONTROL ROD DRIVE
8. Tests conducted: Hydrostatic ☐ Pneumatic ☐ Nominal Operating Pressure:
Other ☒ Pressure 1053 psi Test Temp. 192 °F.

NOTE: Supplemental sheets in form of lists, sketches, or drawings may be used, provided (1) size 8 1/2 in. x 11 in., (2) information in items 1 through 6 on this report is included on each sheet, and (3) each sheet is numbered and the number of sheets is recorded at the top of this form.

2/3
4/27/07

FORM NIS-2 (BACK)

9. Remarks MANUFACTURER DATA SHEET ATTACHED

CERTIFICATE OF COMPLIANCE

We certify that the statements made in the report are correct and this REPLACEMENT conforms to the rules of the ASME Code, Section XI.
Repair or replacement

Type Code Symbol Stamp NACertificate of Authorization No. NAExpiration Date NA

Signed

Owner or Owner's Designee, Title

Date, 6/26/07

CERTIFICATE OF INSERVICE INSPECTION

I, the undersigned, holding a valid commission issued by the National Board of Boiler and Pressure Vessel Inspectors and the State Or Province of Pennsylvania and employed by HSBCT of Hartford, CT have inspected the components described

In this Owner's Report during the period 14 AUG 06 to 27 JUN 07, and state that To the best of my knowledge and belief, the Owner has performed examinations and taken corrective measures described in this Owner's Report in accordance with the requirements of the ASME Code, Section XI.

By signing this certificate neither the Inspector nor his employer makes any warranty, expressed or implied, concerning the Examinations and corrective measures described in this Owner's Report. Furthermore, neither the Inspector nor his employer Shall be liable in any manner for any personal injury or property damage or a loss of any kind arising from or connected with this Inspection.



Inspector's Signature

Commissions

PA-2497 I, N, A & C

National Board, State, Province, and Endorsements

Date

27 JUN 07

FORM NIS-2 OWNER'S REPORT FOR REPAIRS OR REPLACEMENTS
As Required by the Provisions of the ASME Code Section XI

1. Owner Exelon Generation Co., LLC Date June 13, 2007
Name
200 Exelon Way, Kennett Square, PA 19348 Sheet 1 of 2
Address
2. Plant Limerick Generating Station Unit 2
Name
3146 Sanatoga Road, Pottstown, PA 19464 Work Order No. R0997991
Address Repair Organization P.O. No., Job No. Etc.
3. Work Performed by Exelon Generation Co., LLC Type Code Symbol Stamp N/A
Name Authorization No. N/A
200 Exelon Way, Kennett Square, PA 19348 Expiration Date N/A
Address
4. Identification of System 047 CONTROL ROD DRIVE Line No. 20-S299-26-35
5. (a) Applicable Construction Code ASME III Edition, 1974 Addenda, w/ 75 Code Case N207 1361-2
(b) Applicable Edition of Section XI Utilized for Repairs or Replacements 2001 / 03
6. Identification of Components Repaired or Replaced and Replacement Components

Name of Component	Name of Manufacturer	Manufacturer Serial No.	National Board No.	Other Identification	Year Built	Repaired, Replaced, or Replacement	ASME Code Stamped (Yes or No)
Piston Tube Assembly	Gen. Electric	0095	N/A	N/A	2007	Replacement	Yes

7. Description of Work: REPLACED PISTON TUBE ASSEMBLY FOR CRD 25-35, CRD SERIAL # 9402.
8. Tests conducted: Hydrostatic ☐ Pneumatic ☐ Nominal Operating Pressure:
Other ☒ Pressure 1053 psi Test Temp. 192 °F.

NOTE: Supplemental sheets in form of lists, sketches, or drawings may be used, provided (1) size 8 1/2 in. x 11 in., (2) information in items 1 through 6 on this report is included on each sheet, and (3) each sheet is numbered and the number of sheets is recorded at the top of this form.

FORM NIS-2 (BACK)

APB 6/27/07 20-5299-26-35
Sheet 2 of 2
Roston Tube

9. Remarks MANUFACTURER DATA SHEET ATTACHED

CERTIFICATE OF COMPLIANCE

We certify that the statements made in the report are correct and this REPLACEMENT conforms to the rules of the ASME Code, Section XI.
Repair or replacement

Type Code Symbol Stamp NA

Certificate of Authorization No. NA

Expiration Date NA

Signed [Signature]
Owner or Owner's Designee Title

Date, 6/26/07

CERTIFICATE OF INSERVICE INSPECTION

I, the undersigned, holding a valid commission issued by the National Board of Boiler and Pressure Vessel Inspectors and the State Or Province of Pennsylvania and employed by HSBCT of Hartford, CT have inspected the components described

In this Owner's Report during the period 14 AUG 06 to 27 JUN 07 and state that To the best of my knowledge and belief, the Owner has performed examinations and taken corrective measures described in this Owner's Report in accordance with the requirements of the ASME Code, Section XI.

By signing this certificate neither the Inspector nor his employer makes any warranty, expressed or implied, concerning the Examinations and corrective measures described in this Owner's Report. Furthermore, neither the Inspector nor his employer Shall be liable in any manner for any personal injury or property damage or a loss of any kind arising from or connected with this Inspection.

[Signature]
Inspector's Signature

Commissions

PA-2497 I, N, A & C

National Board, State, Province, and Endorsements

Date 27 JUN 07

FORM NIS-2 OWNER'S REPORT FOR REPAIRS OR REPLACEMENTS
As Required by the Provisions of the ASME Code Section XI

1. Owner Exelon Generation Co., LLC Date June 13, 2007
Name
200 Exelon Way, Kennett Square, PA 19348 Sheet 1 of 2
Address
2. Plant Limerick Generating Station Unit 2
Name
3146 Sanatoga Road, Pottstown, PA 19464 Work Order No. R0997991
Address Repair Organization P.O. No., Job No. Etc.
3. Work Performed by Exelon Generation Co., LLC Type Code Symbol Stamp N/A
Name Authorization No. N/A
200 Exelon Way, Kennett Square, PA 19348 Expiration Date N/A
Address
4. Identification of System 047 CONTROL ROD DRIVE Line No. 20-S299-30-11
5. (a) Applicable Construction Code ASME III Edition, 1974 Addenda, w/ 75 Code Case N207 1361-2
(b) Applicable Edition of Section XI Utilized for Repairs or Replacements 2001 / 03

6. Identification of Components Repaired or Replaced and Replacement Components

Name of Component	Name of Manufacturer	Manufacturer Serial No.	National Board No.	Other Identification	Year Built	Repaired, Replaced, or Replacement	ASME Code Stamped (Yes or No)
Control Rod Drive	Gen. Electric	A8909	N/A	N/A	1991	Replacement	Yes

7. Description of Work: REPLACED ONE CONTROL ROD DRIVE

8. Tests conducted: Hydrostatic ☐ Pneumatic ☐ Nominal Operating Pressure:
Other ☒ Pressure 1053 psi Test Temp. 192 °F.

NOTE: Supplemental sheets in form of lists, sketches, or drawings may be used, provided (1) size 8 1/2 in. x 11 in., (2) information in items 1 through 6 on this report is included on each sheet, and (3) each sheet is numbered and the number of sheets is recorded at the top of this form.

APD
6/27/07

FORM NIS-2 (BACK)

9. Remarks MANUFACTURER DATA SHEET ATTACHED

CERTIFICATE OF COMPLIANCE

We certify that the statements made in the report are correct and this REPLACEMENT conforms to the rules of the ASME Code, Section XI.
Repair or replacement

Type Code Symbol Stamp NACertificate of Authorization No. NAExpiration Date NASigned [Signature]
Owner or Owner's Designee, TitleDate, 6/26/07

CERTIFICATE OF INSERVICE INSPECTION

I, the undersigned, holding a valid commission issued by the National Board of Boiler and Pressure Vessel Inspectors and the State Or Province of Pennsylvania and employed by HSBCT of Hartford, CT have inspected the components described

In this Owner's Report during the period 14 AUG 06 to 27 JUN 07, and state that To the best of my knowledge and belief, the Owner has performed examinations and taken corrective measures described in this Owner's Report in accordance with the requirements of the ASME Code, Section XI.

By signing this certificate neither the Inspector nor his employer makes any warranty, expressed or implied, concerning the Examinations and corrective measures described in this Owner's Report. Furthermore, neither the Inspector nor his employer Shall be liable in any manner for any personal injury or property damage or a loss of any kind arising from or connected with this Inspection.

[Signature]
Inspector's Signature

Commissions

PA-2497 I, N, A & C

National Board, State, Province, and Endorsements

Date 27 JUN 07

FORM NIS-2 OWNER'S REPORT FOR REPAIRS OR REPLACEMENTS
As Required by the Provisions of the ASME Code Section XI

1. Owner Exelon Generation Co., LLC Date June 13, 2007
Name
200 Exelon Way, Kennett Square, PA 19348 Sheet 1 of 2
Address
2. Plant Limerick Generating Station Unit 2
Name
3146 Sanatoga Road, Pottstown, PA 19464 Work Order No. R0997991
Address Repair Organization P.O. No., Job No. Etc.
3. Work Performed by Exelon Generation Co., LLC Type Code Symbol Stamp N/A
Name Authorization No. N/A
200 Exelon Way, Kennett Square, PA 19348 Expiration Date N/A
Address
4. Identification of System 047 CONTROL ROD DRIVE Line No. 20-S299-30-19
5. (a) Applicable Construction Code ASME III Edition, 1968 Addenda, w/ 69 Code Case 1361-1
(b) Applicable Edition of Section XI Utilized for Repairs or Replacements 2001 / 03

6. Identification of Components Repaired or Replaced and Replacement Components

Name of Component	Name of Manufacturer	Manufacturer Serial No.	National Board No.	Other Identification	Year Built	Repaired, Replaced, or Replacement	ASME Code Stamped (Yes or No)
Control Rod Drive	Gen. Electric	5237	N/A	N/A	1973	Replacement	Yes
(1) Screw Cap 1"-8 x 5.50	See Remarks	See Remarks	N/A	N/A	N/A	Replacement	NO

7. Description of Work: REPLACED ONE CONTROL ROD DRIVE AND 1 CAP SCREW

8. Tests conducted: Hydrostatic ☐ Pneumatic ☐ Nominal Operating Pressure:
Other x: Pressure 1053 psi Test Temp. 192 °F.

NOTE: Supplemental sheets in form of lists, sketches, or drawings may be used, provided (1) size 8 1/2 in. x 11 in., (2) information in items 1 through 6 on this report is included on each sheet, and (3) each sheet is numbered and the number of sheets is recorded at the top of this form.

FORM NIS-2 (BACK)

9. Remarks MANUFACTURER DATA SHEET ATTACHED

WORK ORDER DOES NOT IDENTIFY WHICH VENDORS MATERIAL WAS USED. IR WRITTEN 644203.

CERTIFICATE OF COMPLIANCE

We certify that the statements made in the report are correct and this REPLACEMENT conforms to the rules of the ASME Code, Section XI.
 Repair or replacement

Type Code Symbol Stamp NA

Certificate of Authorization No. NA

Expiration Date NA

Signed [Signature]
 Owner or Owner's Designee, Title

Date, 6/26/07

CERTIFICATE OF INSERVICE INSPECTION

I, the undersigned, holding a valid commission issued by the National Board of Boiler and Pressure Vessel Inspectors and the State Or Province of Pennsylvania and employed by HSBCT of Hartford, CT have inspected the components described

In this Owner's Report during the period 14 AUG 06 to 27 JUN 07, and state that To the best of my knowledge and belief, the Owner has performed examinations and taken corrective measures described in this Owner's Report in accordance with the requirements of the ASME Code, Section XI.

By signing this certificate neither the Inspector nor his employer makes any warranty, expressed or implied, concerning the Examinations and corrective measures described in this Owner's Report. Furthermore, neither the Inspector nor his employer Shall be liable in any manner for any personal injury or property damage or a loss of any kind arising from or connected with this Inspection.

[Signature]
 Inspector's Signature

Commissions

PA-2497 I, N, A & C

National Board, State, Province, and Endorsements

Date 27 JUN 07

FORM NIS-2 OWNER'S REPORT FOR REPAIRS OR REPLACEMENTS
As Required by the Provisions of the ASME Code Section XI

1. Owner Exelon Generation Co., LLC Date June 13, 2007
Name
200 Exelon Way, Kennett Square, PA 19348 Sheet 1 of 2
Address
2. Plant Limerick Generating Station Unit 2
Name
3146 Sanatoga Road, Pottstown, PA 19464 Work Order No. R0997991
Address Repair Organization P.O. No., Job No. Etc.
3. Work Performed by Exelon Generation Co., LLC Type Code Symbol Stamp N/A
Name Authorization No. N/A
200 Exelon Way, Kennett Square, PA 19348 Expiration Date N/A
Address
4. Identification of System 047 CONTROL ROD DRIVE Line No. 20-S299-30-23
5. (a) Applicable Construction Code ASME III Edition, 1971 Addenda, S'73 Code Case 1361-2
(b) Applicable Edition of Section XI Utilized for Repairs or Replacements 2001 / 03

6. Identification of Components Repaired or Replaced and Replacement Components

Name of Component	Name of Manufacturer	Manufacturer Serial No.	National Board No.	Other Identification	Year Built	Repaired, Replaced, or Replacement	ASME Code Stamped (Yes or No)
Control Rod Drive	Gen. Electric	7851	N/A	N/A	1986	Replacement	Yes

7. Description of Work: REPLACED ONE CONTROL ROD DRIVE

8. Tests conducted: Hydrostatic ☐ Pneumatic ☐ Nominal Operating Pressure:
Other ☒ Pressure 1053 psi Test Temp. 192 °F.

NOTE: Supplemental sheets in form of lists, sketches, or drawings may be used, provided (1) size 8 1/2 in. x 11 in., (2) information in items 1 through 6 on this report is included on each sheet, and (3) each sheet is numbered and the number of sheets is recorded at the top of this form.

FORM NIS-2 (BACK)

APB
6/27/079. Remarks MANUFACTURER DATA SHEET ATTACHED

CERTIFICATE OF COMPLIANCE

We certify that the statements made in the report are correct and this REPLACEMENT conforms to the rules of the ASME Code, Section XI.
Repair or replacement

Type Code Symbol Stamp NACertificate of Authorization No. NAExpiration Date NASigned [Signature]
Owner or Owner's Designee, TitleDate, 6/26/07

CERTIFICATE OF INSERVICE INSPECTION

I, the undersigned, holding a valid commission issued by the National Board of Boiler and Pressure Vessel Inspectors and the State Or Province of Pennsylvania and employed by HSBCT of Hartford, CT have inspected the components described

In this Owner's Report during the period 14 AUG 06 to 27 JUN 07, and state that To the best of my knowledge and belief, the Owner has performed examinations and taken corrective measures described in this Owner's Report in accordance with the requirements of the ASME Code, Section XI.

By signing this certificate neither the Inspector nor his employer makes any warranty, expressed or implied, concerning the Examinations and corrective measures described in this Owner's Report. Furthermore, neither the Inspector nor his employer Shall be liable in any manner for any personal injury or property damage or a loss of any kind arising from or connected with this Inspection.

[Signature]
Inspector's Signature

Commissions

PA-2497 I, N, A & C

National Board, State, Province, and Endorsements

Date 27 JUN 07

FORM NIS-2 OWNER'S REPORT FOR REPAIRS OR REPLACEMENTS
As Required by the Provisions of the ASME Code Section XI

1. Owner Exelon Generation Co., LLC Date June 13, 2007
Name
200 Exelon Way, Kennett Square, PA 19348 Sheet 1 of 2
Address
2. Plant Limerick Generating Station Unit 1
Name
3146 Sanatoga Road, Pottstown, PA 19464 Work Order No. R0997991
Address Repair Organization P.O. No., Job No. Etc.
3. Work Performed by Exelon Generation Co., LLC Type Code Symbol Stamp N/A
Name Authorization No. N/A
200 Exelon Way, Kennett Square, PA 19348 Expiration Date N/A
Address
4. Identification of System 047 CONTROL ROD DRIVE Line No. 20-S299-30-27
5. (a) Applicable Construction Code ASME III Edition, 1968 Addenda, w/ 69 Code Case 1361-1
(b) Applicable Edition of Section XI Utilized for Repairs or Replacements 2001 / 03

6. Identification of Components Repaired or Replaced and Replacement Components

Name of Component	Name of Manufacturer	Manufacturer Serial No.	National Board No.	Other Identification	Year Built	Repaired, Replaced, or Replacement	ASME Code Stamped (Yes or No)
Control Rod Drive	Gen. Electric	5117	N/A	N/A	1975	Replacement	Yes
(1) Screw Cap 1"-8 x 5.50	See Remarks	See Remarks	N/A	N/A	N/A	Replacement	NO

7. Description of Work: REPLACED ONE CONTROL ROD DRIVE AND 1 CAP SCREW

8. Tests conducted: Hydrostatic ☐ Pneumatic ☐ Nominal Operating Pressure:
Other ☒ Pressure 1053 psi Test Temp. 192 °F.

NOTE: Supplemental sheets in form of lists, sketches, or drawings may be used, provided (1) size 8 1/2 in. x 11 in., (2) information in items 1 through 6 on this report is included on each sheet, and (3) each sheet is numbered and the number of sheets is recorded at the top of this form.

FORM NIS-2 (BACK)

9. Remarks MANUFACTURER DATA SHEET ATTACHEDWORK ORDER DOES NOT IDENTIFY WHICH VENDORS MATERIAL WAS USED. IR WRITTEN 644203.

CERTIFICATE OF COMPLIANCE

We certify that the statements made in the report are correct and this REPLACEMENT conforms to the rules of the ASME Code, Section XI.
Repair or replacement

Type Code Symbol Stamp NACertificate of Authorization No. NAExpiration Date NASigned [Signature]
Owner or Owner's Designee, TitleDate, 6/26/07

CERTIFICATE OF INSERVICE INSPECTION

I, the undersigned, holding a valid commission issued by the National Board of Boiler and Pressure Vessel Inspectors and the State Or Province of Pennsylvania and employed by HSBCT of Hartford, CT have inspected the components described

In this Owner's Report during the period 14 AUG 06 to 27 JUN 07, and state that To the best of my knowledge and belief, the Owner has performed examinations and taken corrective measures described in this Owner's Report in accordance with the requirements of the ASME Code, Section XI.

By signing this certificate neither the Inspector nor his employer makes any warranty, expressed or implied, concerning the Examinations and corrective measures described in this Owner's Report. Furthermore, neither the Inspector nor his employer Shall be liable in any manner for any personal injury or property damage or a loss of any kind arising from or connected with this Inspection.

[Signature]
Inspector's Signature

Commissions

PA-2497 I, N, A & C

National Board, State, Province, and Endorsements

Date

27 JUN 07

FORM NIS-2 OWNER'S REPORT FOR REPAIRS OR REPLACEMENTS
As Required by the Provisions of the ASME Code Section XI

1. Owner Exelon Generation Co., LLC Date June 13, 2007
Name
200 Exelon Way, Kennett Square, PA 19348 Sheet 1 of 2
Address
2. Plant Limerick Generating Station Unit 2
Name
3146 Sanatoga Road, Pottstown, PA 19464 Work Order No. R0997991
Address Repair Organization P.O. No., Job No. Etc.
3. Work Performed by Exelon Generation Co., LLC Type Code Symbol Stamp N/A
Name Authorization No. N/A
200 Exelon Way, Kennett Square, PA 19348 Expiration Date N/A
Address
4. Identification of System 047 CONTROL ROD DRIVE Line No. 20-S299-30-31
5. (a) Applicable Construction Code ASME III Edition, 1974 Addenda, w/ 75 Code Case N207 1361-2
(b) Applicable Edition of Section XI Utilized for Repairs or Replacements 2001 / 03

6. Identification of Components Repaired or Replaced and Replacement Components

Name of Component	Name of Manufacturer	Manufacturer Serial No.	National Board No.	Other Identification	Year Built	Repaired, Replaced, or Replacement	ASME Code Stamped (Yes or No)
Control Rod Drive	Gen. Electric	A8589	N/A	N/A	1988	Replacement	Yes

7. Description of Work: REPLACED ONE CONTROL ROD DRIVE

8. Tests conducted: Hydrostatic ☐ Pneumatic ☐ Nominal Operating Pressure:
Other ☒ Pressure 1053 psi Test Temp. 192 °F.

NOTE: Supplemental sheets in form of lists, sketches, or drawings may be used, provided (1) size 8 1/2 in. x 11 in., (2) information in items 1 through 6 on this report is included on each sheet, and (3) each sheet is numbered and the number of sheets is recorded at the top of this form.

FORM NIS-2 (BACK)

9. Remarks MANUFACTURER DATA SHEET ATTACHED

CERTIFICATE OF COMPLIANCE

We certify that the statements made in the report are correct and this REPLACEMENT conforms to the rules of the ASME Code, Section XI.
Repair or replacement

Type Code Symbol Stamp NACertificate of Authorization No. NAExpiration Date NA

Signed

Owner or Owner's Designee Title

Date, 6/26/07

CERTIFICATE OF INSERVICE INSPECTION

I, the undersigned, holding a valid commission issued by the National Board of Boiler and Pressure Vessel Inspectors and the State Or Province of Pennsylvania and employed by HSBCT of Hartford, CT have inspected the components described

In this Owner's Report during the period 14 AUG 06 to 27 JUN 07, and state that To the best of my knowledge and belief, the Owner has performed examinations and taken corrective measures described in this Owner's Report in accordance with the requirements of the ASME Code, Section XI.

By signing this certificate neither the Inspector nor his employer makes any warranty, expressed or implied, concerning the Examinations and corrective measures described in this Owner's Report. Furthermore, neither the Inspector nor his employer Shall be liable in any manner for any personal injury or property damage or a loss of any kind arising from or connected with this Inspection.

Paul R. [Signature]
Inspector's Signature

Commissions

PA-2497 I, N, A & C

National Board, State, Province, and Endorsements

Date

27 JUN 07

FORM NIS-2 OWNER'S REPORT FOR REPAIRS OR REPLACEMENTS
As Required by the Provisions of the ASME Code Section XI

1. Owner Exelon Generation Co., LLC Date June 13, 2007
Name
200 Exelon Way, Kennett Square, PA 19348 Sheet 1 of 2
Address
2. Plant Limerick Generating Station Unit 2
Name
3146 Sanatoga Road, Pottstown, PA 19464 Work Order No. R0997991
Address Repair Organization P.O. No., Job No. Etc.
3. Work Performed by Exelon Generation Co., LLC Type Code Symbol Stamp N/A
Name Authorization No. N/A
200 Exelon Way, Kennett Square, PA 19348 Expiration Date N/A
Address
4. Identification of System 047 CONTROL ROD DRIVE Line No. 20-S299-30-47
5. (a) Applicable Construction Code ASME III Edition, 1974 Addenda, None Code Case 1361-1
(b) Applicable Edition of Section XI Utilized for Repairs or Replacements 2001 / 03

6. Identification of Components Repaired or Replaced and Replacement Components

Name of Component	Name of Manufacturer	Manufacturer Serial No.	National Board No.	Other Identification	Year Built	Repaired, Replaced, or Replacement	ASME Code Stamped (Yes or No)
Control Rod Drive	Gen. Electric	6869	N/A	N/A	1978	Replacement	Yes

7. Description of Work: REPLACED ONE CONTROL ROD DRIVE
8. Tests conducted: Hydrostatic ☐ Pneumatic ☐ Nominal Operating Pressure:
Other ☒ Pressure 1053 psi Test Temp. 192 °F.

NOTE: Supplemental sheets in form of lists, sketches, or drawings may be used, provided (1) size 8 1/2 in. x 11 in., (2) information in items 1 through 6 on this report is included on each sheet, and (3) each sheet is numbered and the number of sheets is recorded at the top of this form.

FORM NIS-2 (BACK)

AB
6/27/079. Remarks MANUFACTURER DATA SHEET ATTACHED

CERTIFICATE OF COMPLIANCE

We certify that the statements made in the report are correct and this REPLACEMENT conforms to the rules of the ASME Code, Section XI.
Repair or replacement

Type Code Symbol Stamp NACertificate of Authorization No. NAExpiration Date NASigned [Signature]
Owner or Owner's Designee, TitleDate, 6/26/07

CERTIFICATE OF INSERVICE INSPECTION

I, the undersigned, holding a valid commission issued by the National Board of Boiler and Pressure Vessel Inspectors and the State Or Province of Pennsylvania and employed by HSBCT of Hartford, CT have inspected the components described

In this Owner's Report during the period 14 AUG 06 to 27 JUN 07, and state that To the best of my knowledge and belief, the Owner has performed examinations and taken corrective measures described in this Owner's Report in accordance with the requirements of the ASME Code, Section XI.

By signing this certificate neither the Inspector nor his employer makes any warranty, expressed or implied, concerning the Examinations and corrective measures described in this Owner's Report. Furthermore, neither the Inspector nor his employer Shall be liable in any manner for any personal injury or property damage or a loss of any kind arising from or connected with this Inspection.

[Signature]
Inspector's Signature

Commissions

PA-2497 I, N, A & C

National Board, State, Province, and Endorsements

Date 27 JUN 07

FORM NIS-2 OWNER'S REPORT FOR REPAIRS OR REPLACEMENTS
As Required by the Provisions of the ASME Code Section XI

1. Owner Exelon Generation Co., LLC Date MAY 02, 2007
Name
200 Exelon Way, Kennett Square, PA 19348 Sheet 1 of 2
Address
2. Plant Limerick Generating Station Unit 2
Name
3146 Sanatoga Road, Pottstown, PA 19464 Work Order No. R0997991
Address Repair Organization P.O. No., Job No. Etc.
3. Work Performed by Exelon Generation Co., LLC Type Code Symbol Stamp N/A
Name Authorization No. N/A
200 Exelon Way, Kennett Square, PA 19348 Expiration Date N/A
Address
4. Identification of System 047 CONTROL ROD DRIVE Line No. 20-S299-34-23
5. (a) Applicable Construction Code ASME III Edition, 1974 Addenda, w/ 75 Code Case N207 1361-2
(b) Applicable Edition of Section XI Utilized for Repairs or Replacements 2001 / 03

6. Identification of Components Repaired or Replaced and Replacement Components

Name of Component	Name of Manufacturer	Manufacturer Serial No.	National Board No.	Other Identification	Year Built	Repaired, Replaced, or Replacement	ASME Code Stamped (Yes or No)
Control Rod Drive	Gen. Electric	A9041	N/A	N/A	1991	Replacement	Yes

7. Description of Work: REPLACED ONE CONTROL ROD DRIVE

8. Tests conducted: Hydrostatic ☐ Pneumatic ☐ Nominal Operating Pressure:
Other ☒ Pressure 1053 psi Test Temp. 192 °F.

NOTE: Supplemental sheets in form of lists, sketches, or drawings may be used, provided (1) size 8 1/2 in. x 11 in., (2) information in items 1 through 6 on this report is included on each sheet, and (3) each sheet is numbered and the number of sheets is recorded at the top of this form.

FORM NIS-2 (BACK)

APD
6/27/079. Remarks MANUFACTURER DATA SHEET ATTACHED

CERTIFICATE OF COMPLIANCE

We certify that the statements made in the report are correct and this REPLACEMENT conforms to the rules of the ASME Code, Section XI.
Repair or replacement

Type Code Symbol Stamp NACertificate of Authorization No. NAExpiration Date NASigned Kevin J. Chandy
Owner or Owner's Designee TitleDate, 6/26/07

CERTIFICATE OF INSERVICE INSPECTION

I, the undersigned, holding a valid commission issued by the National Board of Boiler and Pressure Vessel Inspectors and the State Or Province of Pennsylvania and employed by HSBCT of Hartford, CT have inspected the components described

In this Owner's Report during the period 14 AUG 06 to 27 JUN 07, and state that To the best of my knowledge and belief, the Owner has performed examinations and taken corrective measures described in this Owner's Report in accordance with the requirements of the ASME Code, Section XI.

By signing this certificate neither the Inspector nor his employer makes any warranty, expressed or implied, concerning the Examinations and corrective measures described in this Owner's Report. Furthermore, neither the Inspector nor his employer Shall be liable in any manner for any personal injury or property damage or a loss of any kind arising from or connected with this Inspection.

Paul Hernandez
Inspector's Signature

Commissions

PA-2497 I, N, A & C

National Board, State, Province, and Endorsements

Date 27 JUN 07

FORM NIS-2 OWNER'S REPORT FOR REPAIRS OR REPLACEMENTS
As Required by the Provisions of the ASME Code Section XI

1. Owner Exelon Generation Co., LLC Date June 13, 2007
Name
200 Exelon Way, Kennett Square, PA 19348 Sheet 1 of 2
Address
2. Plant Limerick Generating Station Unit 2
Name
3146 Sanatoga Road, Pottstown, PA 19464 Work Order No. R0997991
Address Repair Organization P.O. No., Job No. Etc.
3. Work Performed by Exelon Generation Co., LLC Type Code Symbol Stamp N/A
Name Authorization No. N/A
200 Exelon Way, Kennett Square, PA 19348 Expiration Date N/A
Address
4. Identification of System 047 CONTROL ROD DRIVE Line No. 20-S299-34-27
5. (a) Applicable Construction Code ASME III Edition, 1974 Addenda, w/ 75 Code Case N207 1361-2
(b) Applicable Edition of Section XI Utilized for Repairs or Replacements 2001 / 03
6. Identification of Components Repaired or Replaced and Replacement Components

Name of Component	Name of Manufacturer	Manufacturer Serial No.	National Board No.	Other Identification	Year Built	Repaired, Replaced, or Replacement	ASME Code Stamped (Yes or No)
Control Rod Drive	Gen. Electric	A8483	N/A	N/A	1988	Replacement	Yes

7. Description of Work: REPLACED ONE CONTROL ROD DRIVE
8. Tests conducted: Hydrostatic ☐ Pneumatic ☐ Nominal Operating Pressure:
Other ☒ Pressure 1053 psi Test Temp. 192 °F.

NOTE: Supplemental sheets in form of lists, sketches, or drawings may be used, provided (1) size 8 1/2 in. x 11 in., (2) information in items 1 through 6 on this report is included on each sheet, and (3) each sheet is numbered and the number of sheets is recorded at the top of this form.

FORM NIS-2 (BACK)

AP0
6/27/079. Remarks MANUFACTURER DATA SHEET ATTACHED

CERTIFICATE OF COMPLIANCE

We certify that the statements made in the report are correct and this REPLACEMENT conforms to the rules of the ASME Code, Section XI.
Repair or replacement

Type Code Symbol Stamp NACertificate of Authorization No. NAExpiration Date NA

Signed

Owner or Owner's Designee, Title

Date,

6/26/07

CERTIFICATE OF INSERVICE INSPECTION

I, the undersigned, holding a valid commission issued by the National Board of Boiler and Pressure Vessel Inspectors and the State Or Province of Pennsylvania and employed by HSBCT of Hartford, CT have inspected the components described

In this Owner's Report during the period 14 AUG 06 to 27 JUN 07, and state that To the best of my knowledge and belief, the Owner has performed examinations and taken corrective measures described in this Owner's Report in accordance with the requirements of the ASME Code, Section XI.

By signing this certificate neither the Inspector nor his employer makes any warranty, expressed or implied, concerning the Examinations and corrective measures described in this Owner's Report. Furthermore, neither the Inspector nor his employer Shall be liable in any manner for any personal injury or property damage or a loss of any kind arising from or connected with this Inspection.



Inspector's Signature

Commissions

PA-2497 I, N, A & C

National Board, State, Province, and Endorsements

Date

27 JUN 07

FORM NIS-2 OWNER'S REPORT FOR REPAIRS OR REPLACEMENTS
As Required by the Provisions of the ASME Code Section XI

1. Owner Exelon Generation Co., LLC Date MAY 02, 2007
Name
200 Exelon Way, Kennett Square, PA 19348 Sheet 1 of 2
Address
2. Plant Limerick Generating Station Unit 2
Name
3146 Sanatoga Road, Pottstown, PA 19464 Work Order No. R0997991
Address Repair Organization P.O. No., Job No. Etc.
3. Work Performed by Exelon Generation Co., LLC Type Code Symbol Stamp N/A
Name Authorization No. N/A
200 Exelon Way, Kennett Square, PA 19348 Expiration Date N/A
Address
4. Identification of System 047 CONTROL ROD DRIVE Line No. 20-S299-38-31
5. (a) Applicable Construction Code ASME III Edition, 1974 Addenda, w/ 75 Code Case N207 1361 1361-2
(b) Applicable Edition of Section XI Utilized for Repairs or Replacements 2001 / 03

6. Identification of Components Repaired or Replaced and Replacement Components

Name of Component	Name of Manufacturer	Manufacturer Serial No.	National Board No.	Other Identification	Year Built	Repaired, Replaced, or Replacement	ASME Code Stamped (Yes or No)
Control Rod Drive	Gen. Electric	A8919	N/A	N/A	1991	Replacement	Yes

7. Description of Work: REPLACED ONE CONTROL ROD DRIVE

8. Tests conducted: Hydrostatic ☐ Pneumatic ☐ Nominal Operating Pressure:
Other ☒ Pressure 1053 psi Test Temp. 192 °F.

NOTE: Supplemental sheets in form of lists, sketches, or drawings may be used, provided (1) size 8 1/2 in. x 11 in., (2) information in items 1 through 6 on this report is included on each sheet, and (3) each sheet is numbered and the number of sheets is recorded at the top of this form.

FORM NIS-2 (BACK)

A/O
6/21/079. Remarks MANUFACTURER DATA SHEET ATTACHED

CERTIFICATE OF COMPLIANCE

We certify that the statements made in the report are correct and this REPLACEMENT conforms to the rules of the ASME Code, Section XI.
Repair or replacement

Type Code Symbol Stamp NACertificate of Authorization No. NAExpiration Date NA

Signed

Owner or Owner's Designee, Title

Date,

6/26/07

CERTIFICATE OF INSERVICE INSPECTION

I, the undersigned, holding a valid commission issued by the National Board of Boiler and Pressure Vessel Inspectors and the State Or Province of Pennsylvania and employed by HSBCT of Hartford, CT

have inspected the components described In this Owner's Report during the period 14 AUG 06 to 27 JUN 07, and state that To the best of my knowledge and belief, the Owner has performed examinations and taken corrective measures described in this Owner's Report in accordance with the requirements of the ASME Code, Section XI.

By signing this certificate neither the Inspector nor his employer makes any warranty, expressed or implied, concerning the Examinations and corrective measures described in this Owner's Report. Furthermore, neither the Inspector nor his employer Shall be liable in any manner for any personal injury or property damage or a loss of any kind arising from or connected with this Inspection.

Paul Blum
Inspector's Signature

Commissions

PA-2497 I, N, A & C

National Board, State, Province, and Endorsements

Date

27 JUN 07

FORM NIS-2 OWNER'S REPORT FOR REPAIRS OR REPLACEMENTS
As Required by the Provisions of the ASME Code Section XI

1. Owner Exelon Generation Co., LLC Date June 13, 2007
Name
200 Exelon Way, Kennett Square, PA 19348 Sheet 1 of 2
Address
2. Plant Limerick Generating Station Unit 2
Name
3146 Sanatoga Road, Pottstown, PA 19464 Work Order No. R0997991
Address Repair Organization P.O. No., Job No: Etc.
3. Work Performed by Exelon Generation Co., LLC Type Code Symbol Stamp N/A
Name Authorization No. N/A
200 Exelon Way, Kennett Square, PA 19348 Expiration Date N/A
Address
4. Identification of System 047 CONTROL ROD DRIVE Line No. 20-S299-38-31
5. (a) Applicable Construction Code ASME III Edition, 1974 Addenda, w/ 75 Code Case N207 1361-2
(b) Applicable Edition of Section XI Utilized for Repairs or Replacements 2001 / 03

6. Identification of Components Repaired or Replaced and Replacement Components

Name of Component	Name of Manufacturer	Manufacturer Serial No.	National Board No.	Other Identification	Year Built	Repaired, Replaced, or Replacement	ASME Code Stamped (Yes or No)
PISTON TUBE ASSEMBLY	Gen. Electric	0100	N/A	N/A	2007	Replacement	Yes

7. Description of Work: REPLACED PISTON TUBE ASSEMBLY FOR 38-31, SERIAL # A8919.

8. Tests conducted: Hydrostatic ☐ Pneumatic ☐ Nominal Operating Pressure:
Other ☒ Pressure 1053 psi Test Temp. 192 °F.

NOTE: Supplemental sheets in form of lists, sketches, or drawings may be used, provided (1) size 8 1/2 in. x 11 in., (2) information in items 1 through 6 on this report is included on each sheet, and (3) each sheet is numbered and the number of sheets is recorded at the top of this form.

APB
6/27/07

Piston Tube
Sheet 2 of 2

FORM NIS-2 (BACK)

9. Remarks MANUFACTURER DATA SHEET ATTACHED

CERTIFICATE OF COMPLIANCE

We certify that the statements made in the report are correct and this REPLACEMENT conforms to the rules of the ASME Code, Section XI.
Repair or replacement

Type Code Symbol Stamp NACertificate of Authorization No. NAExpiration Date NASigned [Signature]
Owner or Owner's Designee, TitleDate, 6/26/07

CERTIFICATE OF INSERVICE INSPECTION

I, the undersigned, holding a valid commission issued by the National Board of Boiler and Pressure Vessel Inspectors and the State Or Province of Pennsylvania and employed by HSBCT of Hartford, CT have inspected the components described

In this Owner's Report during the period 14 AUG 06 to 27 JUN 07, and state that To the best of my knowledge and belief, the Owner has performed examinations and taken corrective measures described in this Owner's Report in accordance with the requirements of the ASME Code, Section XI.

By signing this certificate neither the Inspector nor his employer makes any warranty, expressed or implied, concerning the Examinations and corrective measures described in this Owner's Report. Furthermore, neither the Inspector nor his employer Shall be liable in any manner for any personal injury or property damage or a loss of any kind arising from or connected with this Inspection.

[Signature]
Inspector's Signature

Commissions

PA-2497 I, N, A & C

National Board, State, Province, and Endorsements

Date 27 JUN 07

FORM NIS-2 OWNER'S REPORT FOR REPAIRS OR REPLACEMENTS
As Required by the Provisions of the ASME Code Section XI

1. Owner Exelon Generation Co., LLC Date MAY 02, 2007
Name
200 Exelon Way, Kennett Square, PA 19348 Sheet 1 of 2
Address
2. Plant Limerick Generating Station Unit 2
Name
3146 Sanatoga Road, Pottstown, PA 19464 Work Order No. R0997991
Address Repair Organization P.O. No., Job No. Etc.
3. Work Performed by Exelon Generation Co., LLC Type Code Symbol Stamp N/A
Name Authorization No. N/A
200 Exelon Way, Kennett Square, PA 19348 Expiration Date N/A
Address
4. Identification of System 047 CONTROL ROD DRIVE Line No. 20-S299- 42-55
5. (a) Applicable Construction Code ASME III Edition, 1974 Addenda, w' 75 Code Case N207 1361-2
(b) Applicable Edition of Section XI Utilized for Repairs or Replacements 2001 / 03

6. Identification of Components Repaired or Replaced and Replacement Components

Name of Component	Name of Manufacturer	Manufacturer Serial No.	National Board No.	Other Identification	Year Built	Repaired, Replaced, or Replacement	ASME Code Stamped (Yes or No)
Control Rod Drive	Gen. Electric	A9124	N/A	N/A	1991	Replacement	Yes

7. Description of Work: REPLACED ONE CONTROL ROD DRIVE

8. Tests conducted: Hydrostatic ☐ Pneumatic ☐ Nominal Operating Pressure:
Other ☒ Pressure 1053 psi Test Temp. 192 °F.

NOTE: Supplemental sheets in form of lists, sketches, or drawings may be used, provided (1) size 8 1/2 in. x 11 in., (2) information in items 1 through 6 on this report is included on each sheet, and (3) each sheet is numbered and the number of sheets is recorded at the top of this form.

FORM NIS-2 (BACK)

APD
6/22/079. Remarks MANUFACTURER DATA SHEET ATTACHED

CERTIFICATE OF COMPLIANCE

We certify that the statements made in the report are correct and this REPLACEMENT conforms to the rules of the ASME Code, Section XI.
Repair or replacement

Type Code Symbol Stamp NACertificate of Authorization No. NAExpiration Date NASigned [Signature]
Owner or Owner's Designee, TitleDate, 6/26/07

CERTIFICATE OF INSERVICE INSPECTION

I, the undersigned, holding a valid commission issued by the National Board of Boiler and Pressure Vessel Inspectors and the State Or Province of Pennsylvania and employed by HSBCT of Hartford, CT have inspected the components described

In this Owner's Report during the period 14 AUG 06 to 27 JUN 07, and state that To the best of my knowledge and belief, the Owner has performed examinations and taken corrective measures described in this Owner's Report in accordance with the requirements of the ASME Code, Section XI.

By signing this certificate neither the Inspector nor his employer makes any warranty, expressed or implied, concerning the Examinations and corrective measures described in this Owner's Report. Furthermore, neither the Inspector nor his employer Shall be liable in any manner for any personal injury or property damage or a loss of any kind arising from or connected with this Inspection.

[Signature]
Inspector's Signature

Commissions

PA-2497 I, N, A & C

National Board, State, Province, and Endorsements

Date 27 JUN 07

FORM NIS-2 OWNER'S REPORT FOR REPAIRS OR REPLACEMENTS
As Required by the Provisions of the ASME Code Section XI

1. Owner Exelon Generation Co., LLC Date June 13, 2007
Name
200 Exelon Way, Kennett Square, PA 19348 Sheet 1 of 2
Address
2. Plant Limerick Generating Station Unit 2
Name
3146 Sanatoga Road, Pottstown, PA 19464 Work Order No. R0997991
Address Repair Organization P.O. No., Job No. Etc.
3. Work Performed by Exelon Generation Co., LLC Type Code Symbol Stamp N/A
Name Authorization No. N/A
200 Exelon Way, Kennett Square, PA 19348 Expiration Date N/A
Address
4. Identification of System 047 CONTROL ROD DRIVE Line No. 20-S299-42-55
5. (a) Applicable Construction Code ASME III Edition, 1974 Addenda, w/ 75 Code Case N207 1361-2
(b) Applicable Edition of Section XI Utilized for Repairs or Replacements 2001 / 03

6. Identification of Components Repaired or Replaced and Replacement Components

Name of Component	Name of Manufacturer	Manufacturer Serial No.	National Board No.	Other Identification	Year Built	Repaired, Replaced, or Replacement	ASME Code Stamped (Yes or No)
PISTON TUBE ASSEMBLY	Gen. Electric	0083	N/A	N/A	2007	Replacement	Yes

7. Description of Work: REPLACED PISTON TUBE ASSEMBLY FOR CRD 42-55, CRD SERIAL # A9124.
8. Tests conducted: Hydrostatic ☐ Pneumatic ☐ Nominal Operating Pressure:
Other ☒ Pressure 1053 psi Test Temp. 192 °F.

NOTE: Supplemental sheets in form of lists, sketches, or drawings may be used, provided (1) size 8 1/2 in. x 11 in., (2) information in items 1 through 6 on this report is included on each sheet, and (3) each sheet is numbered and the number of sheets is recorded at the top of this form.

20-5299-42-55

Piston Tube

ΔPO
6/27/07

W/O No. R0927574
Sheet 2 of 2

FORM NIS-2 (BACK)

9. Remarks MANUFACTURER DATA SHEET ATTACHED

CERTIFICATE OF COMPLIANCE

We certify that the statements made in the report are correct and this REPLACEMENT conforms to the rules of the ASME Code, Section XI.
Repair or replacement

Type Code Symbol Stamp NA

Certificate of Authorization No. NA

Expiration Date NA

Signed [Signature]
Owner or Owner's Designee, Title

Date, 6/26/07

CERTIFICATE OF INSERVICE INSPECTION

I, the undersigned, holding a valid commission issued by the National Board of Boiler and Pressure Vessel Inspectors and the State Or Province of Pennsylvania and employed by HSBCT of Hartford, CT have inspected the components described

In this Owner's Report during the period 14 AUG 06 to 27 JUN 07, and state that To the best of my knowledge and belief, the Owner has performed examinations and taken corrective measures described in this Owner's Report in accordance with the requirements of the ASME Code, Section XI.

By signing this certificate neither the Inspector nor his employer makes any warranty, expressed or implied, concerning the Examinations and corrective measures described in this Owner's Report. Furthermore, neither the Inspector nor his employer Shall be liable in any manner for any personal injury or property damage or a loss of any kind arising from or connected with this Inspection.

[Signature]
Inspector's Signature

Commissions

PA-2497 I, N, A & C

National Board, State, Province, and Endorsements

Date 27 JUN 07

FORM NIS-2 OWNER'S REPORT FOR REPAIRS OR REPLACEMENTS
As Required by the Provisions of the ASME Code Section XI

1. Owner Exelon Generation Co., LLC Date MAY 02, 2007
Name
200 Exelon Way, Kennett Square, PA 19348 Sheet 1 of 2
Address
2. Plant Limerick Generating Station Unit 2
Name
3146 Sanatoga Road, Pottstown, PA 19464 Work Order No. R0997991
Address Repair Organization P.O. No., Job No. Etc.
3. Work Performed by Exelon Generation Co., LLC Type Code Symbol Stamp N/A
Name Authorization No. N/A
200 Exelon Way, Kennett Square, PA 19348 Expiration Date N/A
Address
4. Identification of System 047 CONTROL ROD DRIVE Line No. 20-S299-54-19
5. (a) Applicable Construction Code ASME III Edition, 1974 Addenda, w/ 75 Code Case N207 1361-2
(b) Applicable Edition of Section XI Utilized for Repairs or Replacements 2001 / 03
6. Identification of Components Repaired or Replaced and Replacement Components

Name of Component	Name of Manufacturer	Manufacturer Serial No.	National Board No.	Other Identification	Year Built	Repaired, Replaced, or Replacement	ASME Code Stamped (Yes or No)
Control Rod Drive	Gen. Electric	A9165	N/A	N/A	1991	Replacement	Yes

7. Description of Work: REPLACED ONE CONTROL ROD DRIVE
8. Tests conducted: Hydrostatic ☐ Pneumatic ☐ Nominal Operating Pressure:
Other ☒ Pressure 1053 psi Test Temp. 192 °F.

NOTE: Supplemental sheets in form of lists, sketches, or drawings may be used, provided (1) size 8 1/2 in. x 11 in., (2) information in items 1 through 6 on this report is included on each sheet, and (3) each sheet is numbered and the number of sheets is recorded at the top of this form.

FORM NIS-2 (BACK)

APD
4/22/079. Remarks MANUFACTURER DATA SHEET ATTACHED

CERTIFICATE OF COMPLIANCE

We certify that the statements made in the report are correct and this REPLACEMENT conforms to the rules of the ASME Code, Section XI.
Repair or replacement

Type Code Symbol Stamp NACertificate of Authorization No. NAExpiration Date NASigned [Signature]
Owner or Owner's Designee, TitleDate, 6/26/07

CERTIFICATE OF INSERVICE INSPECTION

I, the undersigned, holding a valid commission issued by the National Board of Boiler and Pressure Vessel Inspectors and the State Or Province of Pennsylvania and employed by HSBCT of Hartford, CT have inspected the components described

In this Owner's Report during the period 14 AUG 06 to 27 JUN 07, and state that To the best of my knowledge and belief, the Owner has performed examinations and taken corrective measures described in this Owner's Report in accordance with the requirements of the ASME Code, Section XI.

By signing this certificate neither the Inspector nor his employer makes any warranty, expressed or implied, concerning the Examinations and corrective measures described in this Owner's Report. Furthermore, neither the Inspector nor his employer Shall be liable in any manner for any personal injury or property damage or a loss of any kind arising from or connected with this Inspection.

[Signature]
Inspector's Signature

Commissions

PA-2497 I, N, A & C

National Board, State, Province, and Endorsements

Date

27 JUN 07

FORM NIS-2 OWNER'S REPORT FOR REPAIRS OR REPLACEMENTS
As Required by the Provisions of the ASME Code Section XI

1. Owner Exelon Generation Co., LLC Date June 13, 2007
Name
200 Exelon Way, Kennett Square, PA 19348 Sheet 1 of 2
Address
2. Plant Limerick Generating Station Unit 2
Name
3146 Sanatoga Road, Pottstown, PA 19464 Work Order No. R0997991
Address Repair Organization P.O. No., Job No. Etc.
3. Work Performed by Exelon Generation Co., LLC Type Code Symbol Stamp N/A
Name Authorization No. N/A
200 Exelon Way, Kennett Square, PA 19348 Expiration Date N/A
Address
4. Identification of System 047 CONTROL ROD DRIVE Line No. 20-S299-58-31
5. (a) Applicable Construction Code ASME III Edition, 1974 Addenda, w/ 75 Code Case N207 1361-2
(b) Applicable Edition of Section XI Utilized for Repairs or Replacements 2001 / 03
6. Identification of Components Repaired or Replaced and Replacement Components

Name of Component	Name of Manufacturer	Manufacturer Serial No.	National Board No.	Other Identification	Year Built	Repaired, Replaced, or Replacement	ASME Code Stamped (Yes or No)
Control Rod Drive	Gen. Electric	A8623	N/A	N/A	1988	Replacement	Yes

7. Description of Work: REPLACED ONE CONTROL ROD DRIVE

8. Tests conducted: Hydrostatic ☐ Pneumatic ☐ Nominal Operating Pressure:
Other ☒ Pressure 1053 psi Test Temp. 192 °F.

NOTE: Supplemental sheets in form of lists, sketches, or drawings may be used, provided (1) size 8 1/2 in. x 11 in., (2) information in items 1 through 6 on this report is included on each sheet, and (3) each sheet is numbered and the number of sheets is recorded at the top of this form.

FORM NIS-2 (BACK)

AD
6/27/079. Remarks MANUFACTURER DATA SHEET ATTACHED

CERTIFICATE OF COMPLIANCE

We certify that the statements made in the report are correct and this REPLACEMENT conforms to the rules of the ASME Code, Section XI.
Repair or replacement

Type Code Symbol Stamp NACertificate of Authorization No. NAExpiration Date NA

Signed

Date, 6/26/07

Owner or Owner's Designee, Title

CERTIFICATE OF INSERVICE INSPECTION

I, the undersigned, holding a valid commission issued by the National Board of Boiler and Pressure Vessel Inspectors and the State Or Province of Pennsylvania and employed by HSBCT of Hartford, CT have inspected the components described

In this Owner's Report during the period 14 AUG 06 to 27 JUN 07, and state that To the best of my knowledge and belief, the Owner has performed examinations and taken corrective measures described in this Owner's Report in accordance with the requirements of the ASME Code, Section XI.

By signing this certificate neither the Inspector nor his employer makes any warranty, expressed or implied, concerning the Examinations and corrective measures described in this Owner's Report. Furthermore, neither the Inspector nor his employer Shall be liable in any manner for any personal injury or property damage or a loss of any kind arising from or connected with this Inspection.

Paul A. Edwards Jr.
Inspector's Signature

Commissions

PA-2497 I, N, A & C

National Board, State, Province, and Endorsements

Date

27 JUN 07

FORM NIS-2 OWNER'S REPORT FOR REPAIRS OR REPLACEMENTS
As Required by the Provisions of the ASME Code Section XI

1. Owner Exelon Generation Company, LLC Date May 20, 2005
Name
200 Exelon Way, Kennett Square, PA 19348 Sheet 1 of 2
Address
2. Plant Limerick Generating Station Unit 2
Name
3146 Sanatoga Road, Pottstown, PA 19464 Work Order # R0870948
Address Repair Organization P.O. No., Job No. etc.
3. Work Performed by Exelon Nuclear Type Code Symbol Stamp None
Name Authorization No. None
3146 Sanatoga Road, Pottstown, PA 19464 Expiration Date None
Address
4. Identification of System Stand By Liquid Control (System-048) Line No. ECB-214 Valve XV-048-2F004B
5. (a) Applicable Construction Code ASME III 19 68 Edition, N/A Addenda, N/A Code Case
(b) Applicable Edition of Section XI Utilized for Repairs or Replacements 19 89

6. Identification of Components Repaired or Replaced and Replacement Components

Name of Component	Name of Manufacturer	Manufacturer Serial No.	National Board No.	Other Identification	Year Built	Repaired, Replaced, or Replacement	ASME Code Stamped
INLET FITTING	IST CONAX	7128	7128	* 114-77023 PO# 009139	2004	REPLACEMENT	NO
TRIGGER BODY	IST CONAX	7130	7130	* 114-77023 PO# 009139	2004	REPLACEMENT	NO

* Traceability per Exelon part code number.

7. Description of Work Replaced explosive valve inlet fitting and trigger body.
8. Tests conducted: Hydrostatic ☐ Pneumatic ☐ Nominal Operating Pressure ☒
Other Pressure 1220 psi Test Temp. N/A °F.

NOTE: Supplemental sheets in form of lists, sketches, or drawings may be used, provided (1) size 8 1/2 in. x 11 in., (2) information in items 1 through 6 on this report is included on each sheet, and (3) each sheet is numbered and the number of sheets is recorded at the top of this form.

FORM NIS-2 (BACK)

9. Remarks: Manufacturer's data reports are traceable by Exelon work order package.
Applicable Manufacturer's Data Reports to be attached
Inlet fitting and trigger body fabricated in accordance with ASME III, 1977 edition with summer 1977 addenda.

CERTIFICATE OF COMPLIANCE

We certify that the statements made in the report are correct and this replacement conforms to the rules of the
ASME Code, Section XI
Type Code Symbol Stamp NA

Certificate of Authorization No. NA Expiration Date NA

Signed J.H. Kramer J.H. Kramer, engineer Date May 20, 2005
Owner or Owner's Designee, Title

CERTIFICATE OF INSERVICE INSPECTION

I, the undersigned, holding a valid commission issued by the National Board of Boiler and Pressure Vessel Inspectors and the State
or Province of Pennsylvania and employed by HSBCT of
Hartford, CT have inspected the components described
in this Owner's Report during the period 5 FEB 05 to 24 MAY 05, and state that
to the best of my knowledge and belief, the Owner has performed examinations and taken corrective measures described in this
Owner's Report in accordance with the requirements of the ASME Code, Section XI.

By signing this certificate neither the Inspector nor his employer makes any warranty, expressed or implied, concerning the
examinations and corrective measures described in this Owner's Report. Furthermore, neither the Inspector nor his employer
shall be liable in any manner for any personal injury or property damage or a loss of any kind arising from or connected with this
inspection.

Paul Kenna Jr. Commissions PA-2497 I, N & A, C
Inspector's Signature National Board, State, Province, and Endorsements

Date 24 MAY 20 05

FORM NIS-2 OWNER'S REPORT FOR REPAIRS OR REPLACEMENTS
As Required by the Provisions of the ASME Code Section XI

1. Owner Exelon Generation Company, LLC Date March 31, 2007
Name
200 Exelon Way, Kennett Square, PA 19348 Sheet 1 of 2
Address
2. Plant Limerick Generating Station Unit 2
Name
3146 Sanatoga Road, Pottstown, PA 19464 Work order # R1032702
Address Repair Organization P.O. No., Job No. etc.
3. Work Performed by Exelon Nuclear Type Code Symbol Stamp None
Name Authorization No. None
3146 Sanatoga Road, Pottstown, PA 19464 Expiration Date None
Address
4. Identification of System Stand By Liquid Control (System-048) Line No. ECB-214 Valve XV-048-2F004B
5. (a) Applicable Construction Code ASME III 19 77 Edition, Summer 1977 Addenda, N/A Code Case
(b) Applicable Edition of Section XI Utilized for Repairs or Replacements: 2001 edition with addenda through 2003
(c) Applicable Section XI Code Case(s) None

6. Identification of Components Repaired or Replaced and Replacement Components

Name of Component	Name of Manufacturer	Manufacturer Serial No.	National Board No.	Other Identification	Year Built	Repaired, Replaced, or Replacement	ASME Code Stamped
INLET FITTING	IST CONAX	7405	7405	* 114-77023 PO# 019608	2007	Replacement	Yes
TRIGGER BODY	IST CONAX	7407	7407	* 114-77023 PO# 019608	2007	Replacement	Yes

* Traceability per Exelon part code number.

7. Description of Work Replaced explosive valve inlet fitting and trigger body.
8. Tests conducted: Hydrostatic ☐ Pneumatic ☐ Nominal Operating Pressure ☒
Other ☐ Pressure 1220 psi Test Temp. N/A °F.

NOTE: Supplemental sheets in form of lists, sketches, or drawings may be used, provided (1) size 8 1/2 in. x 11 in., (2) information in items 1 through 6 on this report is included on each sheet, and (3) each sheet is numbered and the number of sheets is recorded at the top of this form.

FORM NIS-2 (BACK)

9. Remarks: Manufacturer's data reports are traceable by Exelon purchase order and work order package.
Applicable Manufacturer's Data Reports to be attached

CERTIFICATE OF COMPLIANCE

We certify that the statements made in the report are correct and this replacement conforms to the rules of the
ASME Code, Section XI
Type Code Symbol Stamp NA

Certificate of Authorization No. NA Expiration Date NA

Signed J.H. Kramer J.H. Kramer, Site weld administrator Date March 31, 2007
Owner or Owner's Designee, Title

CERTIFICATE OF INSERVICE INSPECTION

I, the undersigned, holding a valid commission issued by the National Board of Boiler and Pressure Vessel Inspectors and the State
or Province of Pennsylvania and employed by HSBCT of
Hartford, CT have inspected the components described
in this Owner's Report during the period 04 AUG 06 to 07 MAY 07, and state that
to the best of my knowledge and belief, the Owner has performed examinations and taken corrective measures described in this
Owner's Report in accordance with the requirements of the ASME Code, Section XI.

By signing this certificate neither the Inspector nor his employer makes any warranty, expressed or implied, concerning the
examinations and corrective measures described in this Owner's Report. Furthermore, neither the Inspector nor his employer
shall be liable in any manner for any personal injury or property damage or a loss of any kind arising from or connected with this
inspection.

Paul Roman Commissions PA-2497 I.N & A.C
Inspector's Signature National Board, State, Province, and Endorsements

Date 07 MAY 20 07

FORM NIS-2 OWNER'S REPORT FOR REPAIRS OR REPLACEMENTS
As Required by the Provisions of the ASME Code Section XI

1. Owner Exelon Generation Company, LLC Date January 12, 2007
Name
200 Exelon Way, Kennett Square, PA 19348 Sheet 1 of 2
Address
2. Plant Limerick Generating Station Unit 2
Name
3146 Sanatoga Road, Pottstown, PA 19464 Work order # R0927395
Address Repair Organization P.O. No., Job No. etc.
3. Work Performed by Exelon Nuclear Type Code Symbol Stamp None
Name Authorization No. None
3146 Sanatoga Road, Pottstown, PA 19464 Expiration Date None
Address
4. Identification of System Stand By Liquid Control (System-048) Line No. ECB-214 Valve XV-048-2F004C
5. (a) Applicable Construction Code ASME III 19 68 Edition, N/A Addenda, N/A Code Case
(b) Applicable Edition of Section XI Utilized for Repairs or Replacements 19 89
(c) Applicable Section XI Code Case(s) None

6. Identification of Components Repaired or Replaced and Replacement Components

Name of Component	Name of Manufacturer	Manufacturer Serial No.	National Board No.	Other Identification	Year Built	Repaired, Replaced, or Replacement	ASME Code Stamped
INLET FITTING	IST CONAX	7197	7197	* 114-77023 PO# 013546	2005	Replacement	Yes
TRIGGER BODY	IST CONAX	7195	7195	* 114-77023 PO# 013546	2005	Replacement	Yes

* Traceability per Exelon part code number.

7. Description of Work Replaced explosive valve inlet fitting and trigger body.

8. Tests conducted: Hydrostatic ☐ Pneumatic ☐ Nominal Operating Pressure ☒
Other Pressure 1215 psi Test Temp. N/A °F.

NOTE: Supplemental sheets in form of lists, sketches, or drawings may be used, provided (1) size 8 1/2 in. x 11 in., (2) information in items 1 through 6 on this report is included on each sheet, and (3) each sheet is numbered and the number of sheets is recorded at the top of this form.

FORM NIS-2 (BACK)

9. Remarks: Manufacturer's data reports are traceable by Exelon work order package.

Applicable Manufacturer's Data Reports to be attached

Inlet fitting and trigger body fabricated in accordance with ASME III, 1977 edition with summer 1977 addenda.

CERTIFICATE OF COMPLIANCE

We certify that the statements made in the report are correct and this replacement conforms to the rules of the ASME Code, Section XI

Type Code Symbol Stamp NA

Certificate of Authorization No. NA Expiration Date NA

Signed J.H. Kramer J.H. Kramer, Site weld administrator Date January 12, 2007
Owner or Owner's Designee, Title

CERTIFICATE OF INSERVICE INSPECTION

I, the undersigned, holding a valid commission issued by the National Board of Boiler and Pressure Vessel Inspectors and the State or Province of Pennsylvania and employed by HSBCT of Hartford, CT have inspected the components described

in this Owner's Report during the period 29 JUN 06 to 12 JAN 07, and state that to the best of my knowledge and belief, the Owner has performed examinations and taken corrective measures described in this Owner's Report in accordance with the requirements of the ASME Code, Section XI.

By signing this certificate neither the Inspector nor his employer makes any warranty, expressed or implied, concerning the examinations and corrective measures described in this Owner's Report. Furthermore, neither the Inspector nor his employer shall be liable in any manner for any personal injury or property damage or a loss of any kind arising from or connected with this inspection.

Paul Hernandez
Inspector's Signature

Commissions PA-2497 I, N & A, C
National Board, State, Province, and Endorsements

Date 12 JAN 2007

FORM NIS-2 OWNER'S REPORT FOR REPAIRS OR REPLACEMENTS
As Required by the Provisions of the ASME Code Section XI

1. Owner Exelon Generation Company, LLC Date May 17, 2007
Name
200 Exelon Way, Kennett Square, PA 19348 Sheet 1 of 2
Address

2. Plant Limerick Generating Station Unit 2
Name
3146 Sanatoga Road, Pottstown PA 19464 Work Order No. C0220583
Address Repair Organization P.O. No., Job No. etc.

3. Work Performed by Exelon Nuclear Type Code Symbol Stamp N/A
Name Authorization No. N/A
3146 Sanatoga Road, Pottstown PA 19464 Expiration Date N/A
Address

4. Identification of System RCIC (System 049) Line No. EBB-235 049-2F014

5. (a) Applicable Construction Code ASME Pump & Valve Draft 19 68 Edition, N/A Addenda, N/A Code Case
(b) Applicable Edition of Section XI Utilized for Repairs or Replacements: 2001 edition with addenda through 2003
(c) Applicable Section XI Code Case(s) None

6. Identification of Components Repaired or Replaced and Replacement Components

Name of Component	Name of Manufacturer	Manufacturer Serial No.	National Board No.	Other Identification	Year Built	Repaired, Replaced, or Replacement	ASME Code Stamped (Yes or No)
6" Check Valve Disc	Anchor/Darling Valve	Heat No. A588A S/N 1	N/A	* 114-86325 PO# 350387-348100	1994	Replacement	Yes

* Traceability per Exelon stock code number.

7. Description of work: Replace 6" check valve disc.
8. Tests conducted: Hydrostatic ☐ Pneumatic ☐ Nominal Operating Pressure ☒
Other ☐ 1020 psi Test Temp. N/A °F.

NOTE: Supplemental sheets in form of lists, sketches, or drawings may be used, provided (1) size 8 1/2 in. x 11 in., (2) information in items 1 through 6 on this report is included on each sheet, and (3) each sheet is numbered and the number of sheets is recorded at the top of this form.

FORM NIS-2 (BACK)

9. Remarks: Manufacturers data reports are traceable by purchase order and work order package.

Applicable Manufacturer's Data Reports to be attached

Disc replacement completed in accordance with Exelon design change ECR 94-07320.

Disc manufactured to ASME III, 1989 edition.

CERTIFICATE OF COMPLIANCE

We certify that the statements made in the report are correct and this replacement conforms to the rules of the ASME Code, Section XI.
(repair or replacement)

Type Code Symbol Stamp NA

Certificate of Authorization No. NA Expiration Date NA

Signed J.H. Kramer J.H. Kramer (site weld administrator) Date May 18, 2007
Owner or Owner's Designee, Title

CERTIFICATE OF INSERVICE INSPECTION

I, the undersigned, holding a valid commission issued by the National Board of Boiler and Pressure Vessel Inspectors and the State or Province of Pennsylvania and employed by HSBCT of Hartford, CT have inspected the components described in this Owner's Report during the period 16 MAR 07 to 29 MAY 07, and state that to the best of my knowledge and belief, the Owner has performed examinations and taken corrective measures described in this Owner's Report in accordance with the requirements of the ASME Code, Section XI.

By signing this certificate neither the Inspector nor his employer makes any warranty, expressed or implied, concerning the examinations and corrective measures described in this Owner's Report. Furthermore, neither the Inspector nor his employer shall be liable in any manner for any personal injury or property damage or a loss of any kind arising from or connected with this inspection.

[Signature]
Inspector's Signature

Commissions PA-2497 I.N & A, C
National Board, State, Province, and Endorsements

Date 29 MAY 2007.

FORM NIS-2 OWNER'S REPORT FOR REPAIRS OR REPLACEMENTS
As Required by the Provisions of the ASME Code Section XI

1. Owner Exelon Generation Company, LLC Date March 30, 2007
Name
200 Exelon Way, Kennett Square, PA 19348 Sheet 1 of 2
Address
2. Plant Limerick Generating Station Unit 2
Name
3146 Sanatoga Road, Pottstown PA 19464 Work Order No. C0218633
Address Repair Organization P.O. No., Job No. etc.
3. Work Performed by Exelon Nuclear Type Code Symbol Stamp N/A
Name Authorization No. N/A
3146 Sanatoga Road, Pottstown PA 19464 Expiration Date N/A
Address
4. Identification of System RHR & RHRSW (System 051) Line No. GBC-204 HV-051-2F014B
5. (a) Applicable Construction Code ASME III 1971 Edition, Summer 1971 Addenda, N/A Code Case
(b) Applicable Edition of Section XI Utilized for Repairs or Replacements: 2001 edition with addenda through 2003
(c) Applicable Section XI Code Case(s) None

6. Identification of Components Repaired or Replaced and Replacement Components

Name of Component	Name of Manufacturer	Manufacturer Serial No.	National Board No.	Other Identification	Year Built	Repaired, Replaced, or Replacement	ASME Code Stamped (Yes or No)
20" Gate valve disc	Anchor/Darling Valve	Heat No. V5459 S/N 4	N/A	* 114-26275 PO# 350387-32	1992	Replacement	Yes

* Traceability per Exelon stock code number.

7. Description of work: Replaced 20" RHRSW gate valve disc. Replace valve wedge guides.
8. Tests conducted: Hydrostatic ☐ Pneumatic ☐ Nominal Operating Pressure ☐
Other ☐ N/A psi Test Temp. N/A °F.

NOTE: Supplemental sheets in form of lists, sketches, or drawings may be used, provided (1) size 8 1/2 in. x 11 in., (2) information in items 1 through 6 on this report is included on each sheet, and (3) each sheet is numbered and the number of sheets is recorded at the top of this form.

FORM NIS-2 (BACK)

9. Remarks: Replacement disc manufactured to ASME III, 1971 edition, no addenda. Refer to Exelon A/R A1558553-02 for
Applicable Manufacturer's Data Reports to be attached

Code reconciliation.

CERTIFICATE OF COMPLIANCE

We certify that the statements made in the report are correct and this replacement conforms to the rules of the
ASME Code, Section XI. (repair or replacement)

Type Code Symbol Stamp NA

Certificate of Authorization No. NA Expiration Date NA

Signed J.H. Kramer J.H. Kramer (site weld administrator) Date March 30, 2007
Owner or Owner's Designee, Title

CERTIFICATE OF INSERVICE INSPECTION

I, the undersigned, holding a valid commission issued by the National Board of Boiler and Pressure Vessel Inspectors and the State
or Province of Pennsylvania and employed by HSBCT of
Hartford, CT have inspected the components described
in this Owner's Report during the period 02 OCT 2006 to 02 APR 2007, and state that
to the best of my knowledge and belief, the Owner has performed examinations and taken corrective measures described in this
Owner's Report in accordance with the requirements of the ASME Code, Section XI.

By signing this certificate neither the Inspector nor his employer makes any warranty, expressed or implied, concerning the
examinations and corrective measures described in this Owner's Report. Furthermore, neither the Inspector nor his employer
shall be liable in any manner for any personal injury or property damage or a loss of any kind arising from or connected with this
inspection.

[Signature]
Inspector's Signature

Commissions PA-2497 I.N & A, C
National Board, State, Province, and Endorsements

Date 02 APR 2007.

FORM NIS-2 OWNER'S REPORT FOR REPAIRS OR REPLACEMENTS
As Required by the Provisions of the ASME Code Section XI

1. Owner Exelon Generation Company, LLC Date July 28, 2005
Name
200 Exelon Way, Kennett Square, PA 19348 Sheet 1 of 2
Address
2. Plant Limerick Generating Station Unit 2
Name
3146 Sanatoga Road, Pottstown, PA 19464 Work Orders # C0211739, C0211839 and C0213102
Address Repair Organization P.O. No., Job No. etc.
3. Work Performed by Exelon Nuclear Type Code Symbol Stamp None
Name Authorization No. None
3146 Sanatoga Road, Pottstown, PA 19464 Expiration Date None
Address
4. Identification of System Residual Heat Removal (System-051) Line No. GBB-205 Valve HV-051-2F016B
5. (a) Applicable Construction Code ASME III 19 74 Edition, Winterer 1974 Addenda, N-416-2 Code Case
(b) Applicable Edition of Section XI Utilized for Repairs or Replacements 19 89

6. Identification of Components Repaired or Replaced and Replacement Components

Name of Component	Name of Manufacturer	Manufacturer Serial No.	National Board No.	Other Identification	Year Built	Repaired, Replaced, or Replacement	ASME Code Stamped
16" Valve HV-051-2F016B	Flowserve	AY 237	N/A	* 114-53705 PO# 257797-481275	2005	Replacement	Yes
(3) Feet of 16" Pipe	United States Steel	Heat No. RY5576	N/A	* 114-57228 PO# 009825-001779	N/A	Replacement	No
(2) Pipe Half Couplings	WFI Nuclear	Heat No. 3156ANB	N/A	* 114-92668 PO# 009825-001754	N/A	Replacement	No
GBB-205-H033 4" x 4" x 3/4" Angle	Bayou Steel	Heat No. 25906	N/A	* 114-92751 PO# 009825-001910	N/A	Replacement	No
GBB-205-H033 3/4" Plate	ISG Plate	Heat No. T5569	N/A	* 114-04934 PO# 009825-001911	N/A	Replacement	No

* Traceability per Exelon part code number.

7. Description of Work Replaced 16" RHR gate valve, adjacent piping and pipe support.

8. Tests conducted: Hydrostatic ☐ Pneumatic ☐ Nominal Operating Pressure ☒
Other ☐ Pressure 226 psi Test Temp. 68 °F.

NOTE: Supplemental sheets in form of lists, sketches, or drawings may be used, provided (1) size 8 1/2 in. x 11 in., (2) information in items 1 through 6 on this report is included on each sheet, and (3) each sheet is numbered and the number of sheets is recorded at the top of this form.

(12/82) This Form (E00030) may be obtained from the Order Dept., ASME, 345 E.47th St., New York, N.Y. 10017

Revision 1: Add Work Order C0211839 to Repair Organization Job No.

FORM NIS-2 (BACK)

9. Remarks: Manufacturer's data reports are traceable by Exelon work order package.
Applicable Manufacturer's Data Reports to be attached
- NDE completed in accordance with ASME III, 1992 edition (code case N-416-2)
- Pressure testing completed in accordance with ASME XI, 1992 edition (code case N-416-2)
- Valve S/N AY237 manufactured in accordance with ASME III, 1974 edition, Summer 1974 addenda and code cases 1516-1, 1567 & 1682.
- Work completed in accordance with Exelon design changes ECR 04-00360 and ECR 05-00136.

CERTIFICATE OF COMPLIANCE

We certify that the statements made in the report are correct and this replacement conforms to the rules of the ASME Code, Section XI
Type Code Symbol Stamp NA

Certificate of Authorization No. NA Expiration Date NA

Signed J.H. Kramer J.H. Kramer, engineer Date July 28, 2005
Owner or Owner's Designee, Title

CERTIFICATE OF INSERVICE INSPECTION

I, the undersigned, holding a valid commission issued by the National Board of Boiler and Pressure Vessel Inspectors and the State or Province of Pennsylvania and employed by HSBCT of Hartford, CT have inspected the components described in this Owner's Report during the period 5 FEB 05 to 28 JULY 05, and state that to the best of my knowledge and belief, the Owner has performed examinations and taken corrective measures described in this Owner's Report in accordance with the requirements of the ASME Code, Section XI.

By signing this certificate neither the Inspector nor his employer makes any warranty, expressed or implied, concerning the examinations and corrective measures described in this Owner's Report. Furthermore, neither the Inspector nor his employer shall be liable in any manner for any personal injury or property damage or a loss of any kind arising from or connected with this inspection.

Paul Bernick
Inspector's Signature

Commissions PA-2497 I, N & A, C
National Board, State, Province, and Endorsements

Date 28 JULY 20 05

FORM NIS-2 OWNER'S REPORT FOR REPAIRS OR REPLACEMENTS
As Required by the Provisions of the ASME Code Section XI

1. Owner Exelon Generation Company, LLC Date March 25, 2007
Name
200 Exelon Way, Kennett Square, PA 19348 Sheet 1 of 2
Address
2. Plant Limerick Generating Station Unit 2
Name
3146 Sanatoga Road, Pottstown, PA 19464 Work Order No. C0202517 & C0220366
Address Repair Organization P.O. No., Job No. etc.
3. Work Performed by Exelon Nuclear Type Code Symbol Stamp None
Name Authorization No. Not applicable
3146 Sanatoga Road, Pottstown, PA 19464 Expiration Date Not applicable
Address
4. Identification of System Residual Heat Removal (System 051) Line No. DCA-204 Valve HV-051-2F050B
5. (a) Applicable Construction Code ASME III 1974 & 1980 Edition, Summer 1974 & Winter 1981 Addenda, N/A Code Case
(b) Applicable Edition of Section XI Utilized for Repairs or Replacements 2001 Edition and 2003 addenda
(c) Applicable Section XI Code Case(s) N/A

6. Identification of Components Repaired or Replaced and Replacement Components

Name of Component	Name of Manufacturer	Manufacturer Serial No.	National Board No.	Other Identification	Year Built	Repaired, Replaced, or Replacement	ASME Code Stamped (Yes or No)
12" Valve HV-051-2F050B	Weir Valves, Atwood & Morrill	1-53215-A	N/A	* 114-15108 PO# 257796-000296	2007	Replacement	Yes
12" SCH 80 PIPE DCA-204-1	IXP	7254-3-1	N/A	* 114-15373 PO# 019683	N/A	Replacement	No
12" SCH 120 PIPE DCA-204-1	Swepeco Tube LLC	Heat No. 603541	N/A	* 114-15375 PO# 019683	N/A	Replacement	No

* Traceability per Exelon stock code number.

7. Description of work: Replaced 12" check valve and adjacent pipe stubs.
8. Tests conducted: Hydrostatic ☐ Pneumatic ☐ Nominal Operating Pressure ☒
Other ☐ 1047 psi Test Temp. 173 °F.

NOTE: Supplemental sheets in form of lists, sketches, or drawings may be used, provided (1) size 8 1/2 in. x 11 in., (2) information in items 1 through 6 on this report is included on each sheet, and (3) each sheet is numbered and the number of sheets is recorded at the top of this form.

FORM NIS-2 (BACK)

9. Remarks Manufacturers data reports are traceable by work order package.

Applicable Manufacturer's Data Reports to be attached

Valve S/N 1-53215-A constructed to ASME III, 1974 edition, summer 1974 addenda.

Work completed in accordance with Exelon design change ECR 00-01118.

CERTIFICATE OF COMPLIANCE

We certify that the statements made in the report are correct and this replacement conforms to the rules of the ASME Code, Section XI. (repair or replacement)

Type Code Symbol Stamp NA

Certificate of Authorization No. NA Expiration Date NA

Signed CA Diche, MAINT Supt MAWR Date 6/12, 2007
Owner or Owner's Designee, Title

CERTIFICATE OF INSERVICE INSPECTION

I, the undersigned, holding a valid commission issued by the National Board of Boiler and Pressure Vessel Inspectors and the State or Province of Pennsylvania and employed by HSBCT of Hartford, CT

have inspected the components described in this Owner's Report during the period 19 MAR 07 to 19 JUN 07, and state that to the best of my knowledge and belief, the Owner has performed examinations and taken corrective measures described in this Owner's Report in accordance with the requirements of the ASME Code, Section XI.

By signing this certificate neither the Inspector nor his employer makes any warranty, expressed or implied, concerning the examinations and corrective measures described in this Owner's Report. Furthermore, neither the Inspector nor his employer shall be liable in any manner for any personal injury or property damage or a loss of any kind arising from or connected with this inspection.

Paul Hernandez Commissions PA-2497 I.N & A.C
Inspector's Signature National Board, State, Province, and Endorsements

Date 19 JUN 20 07

FORM NIS-2 OWNER'S REPORT FOR REPAIRS OR REPLACEMENTS
As Required by the Provisions of the ASME Code Section XI

1. Owner Exelon Generation Company, LLC Date April 5, 2007
Name
200 Exelon Way, Kennett Square, PA 19348 Sheet 1 of 2
Address
2. Plant Limerick Generating Station Unit 2
Name
3146 Sanatoga Road, Pottstown PA 19464 Work Order No. R0896043
Address Repair Organization P.O. No., Job No. etc.
3. Work Performed by Exelon Nuclear Type Code Symbol Stamp N/A
Name Authorization No. N/A
3146 Sanatoga Road, Pottstown PA 19464 Expiration Date N/A
Address
4. Identification of System Residual Heat Removal, RHR (System 051) Line No. GBB-217 RHR Heat exchanger 2B-E205
5. (a) Applicable Construction Code ASME VIII 1968 Edition, N/A Addenda, N/A Code Case
(b) Applicable Edition of Section XI Utilized for Repairs or Replacements: 2001 edition with addenda through 2003
(c) Applicable Section XI Code Case(s) None

6. Identification of Components Repaired or Replaced and Replacement Components

Name of Component	Name of Manufacturer	Manufacturer Serial No.	National Board No.	Other Identification	Year Built	Repaired, Replaced, or Replacement	ASME Code Stamped (Yes or No)
(64) 1-1/8" Channel Flange Studs	Nova Machine	Heat No. 15192 / J641 & 8992181 / M948	N/A	* 114-12072 PO No's 031128-692 & 180864-481406	N/A	Replacement	No
(128) 1-1/8" Channel Flange Nuts	Nova Machine	Heat No. 223469 Heat code J858	N/A	* 114-14402 PO No. 031128-692	N/A	Replacement	No

* Traceability per Exelon stock code number.

7. Description of work: Replaced RHR heat exchanger 2B-E205 channel flange studs and nuts.
8. Tests conducted: Hydrostatic ☐ Pneumatic ☐ Nominal Operating Pressure ☐ Exempt ☒
Other ☐ N/A psi Test Temp. N/A °F.

NOTE: Supplemental sheets in form of lists, sketches, or drawings may be used, provided (1) size 8 1/2 in. x 11 in., (2) information in items 1 through 6 on this report is included on each sheet, and (3) each sheet is numbered and the number of sheets is recorded at the top of this form.

FORM NIS-2 (BACK)

9. Remarks: None

Applicable Manufacturer's Data Reports to be attached

CERTIFICATE OF COMPLIANCE

We certify that the statements made in the report are correct and this replacement conforms to the rules of the ASME Code, Section XI. (repair or replacement)

Type Code Symbol Stamp NA

Certificate of Authorization No. NA Expiration Date NA

Signed J.H. Kramer J.H. Kramer (site weld administrator) Date April 5, 2007
Owner or Owner's Designee, Title

CERTIFICATE OF INSERVICE INSPECTION

I, the undersigned, holding a valid commission issued by the National Board of Boiler and Pressure Vessel Inspectors and the State or Province of Pennsylvania and employed by HSBCT of Hartford, CT have inspected the components described

in this Owner's Report during the period 24 MAR 07 to 07 MAY 07, and state that to the best of my knowledge and belief, the Owner has performed examinations and taken corrective measures described in this Owner's Report in accordance with the requirements of the ASME Code, Section XI.

By signing this certificate neither the Inspector nor his employer makes any warranty, expressed or implied, concerning the examinations and corrective measures described in this Owner's Report. Furthermore, neither the Inspector nor his employer shall be liable in any manner for any personal injury or property damage or a loss of any kind arising from or connected with this inspection.

[Signature]
Inspector's Signature

Commissions PA-2497 I, N & A, C
National Board, State, Province, and Endorsements

Date 07 MAY 2007

FORM NIS-2 OWNER'S REPORT FOR REPAIRS OR REPLACEMENTS
As Required by the Provisions of the ASME Code Section XI

1. Owner Exelon Generation Company, LLC Date March 28, 2007
Name
200 Exelon Way, Kennett Square, PA 19348 Sheet 1 of 2
Address
2. Plant Limerick Generating Station Unit 2
Name
3146 Sanatoga Road, Pottstown PA 19464 Work Order No. C0218821
Address Repair Organization P.O. No., Job No. etc.
3. Work Performed by Exelon Nuclear Type Code Symbol Stamp N/A
Name Authorization No. N/A
3146 Sanatoga Road, Pottstown PA 19464 Expiration Date N/A
Address
4. Identification of System Core Spray (System 052) Line No. EBB-232-E01 Valve 052-2F030A
5. (a) Applicable Construction Code ASME III 19 74 Edition, Winter 1974 Addenda, N/A Code Case
(b) Applicable Edition of Section XI Utilized for Repairs or Replacements: 2001 edition with addenda through 2003
(c) Applicable Section XI Code Case(s) None

6. Identification of Components Repaired or Replaced and Replacement Components

Name of Component	Name of Manufacturer	Manufacturer Serial No.	National Board No.	Other Identification	Year Built	Repaired, Replaced, or Replacement	ASME Code Stamped (Yes or No)
(2) Feet 2" NPS pipe PC No. 4 & 7	USS Tubular Products	Heat# A42035	N/A	* 114-90039 PO# 169202	N/A	Replacement	No
2" Check Valve 052-2F030A	Edward Vogt Valve Co.	85 ASH	N/A	* 114-98110 PO# 257797-348101	2001	Replacement	Yes

* Traceability per Exelon stock code number.

7. Description of work: Replaced 2" check valve 052-2F030A and adjacent pipe.
8. Tests conducted: Hydrostatic ☐ Pneumatic ☐ Nominal Operating Pressure ☒
Other ☐ 472 psi Test Temp. N/A °F.

NOTE: Supplemental sheets in form of lists, sketches, or drawings may be used, provided (1) size 8 1/2 in. x 11 in., (2) information in items 1 through 6 on this report is included on each sheet, and (3) each sheet is numbered and the number of sheets is recorded at the top of this form.

FORM NIS-2 (BACK)

9. Remarks Manufacturers data reports are traceable by purchase order and work order package.
Applicable Manufacturer's Data Reports to be attached

Valve S/N 85 ASH constructed to ASME III, 1974 edition, Summer 1975 addenda.

CERTIFICATE OF COMPLIANCE

We certify that the statements made in the report are correct and this replacement conforms to the rules of the ASME Code, Section XI. (repair or replacement)

Type Code Symbol Stamp NA

Certificate of Authorization No. NA Expiration Date NA

Signed J. H. Kramer J.H. Kramer (site weld administrator) Date March 28, 2007
Owner or Owner's Designee, Title

CERTIFICATE OF INSERVICE INSPECTION

I, the undersigned, holding a valid commission issued by the National Board of Boiler and Pressure Vessel Inspectors and the State or Province of Pennsylvania and employed by HSBCT of Hartford, CT have inspected the components described in this Owner's Report during the period 12 MAR 07 to 23 APR 07, and state that to the best of my knowledge and belief, the Owner has performed examinations and taken corrective measures described in this Owner's Report in accordance with the requirements of the ASME Code, Section XI.

By signing this certificate neither the Inspector nor his employer makes any warranty, expressed or implied, concerning the examinations and corrective measures described in this Owner's Report. Furthermore, neither the Inspector nor his employer shall be liable in any manner for any personal injury or property damage or a loss of any kind arising from or connected with this inspection.

Inspector's Signature

Commissions PA-2497 I.N & A. C
National Board, State, Province, and Endorsements

Date 23 APR 2007.

FORM NIS-2 OWNER'S REPORT FOR REPAIRS OR REPLACEMENTS
As Required by the Provisions of the ASME Code Section XI

1. Owner Exelon Generation Company, LLC Date April 4, 2007
Name
200 Exelon Way, Kennett Square, PA 19348 Sheet 1 of 2
Address
2. Plant Limerick Generating Station Unit 2
Name
3146 Sanatoga Road, Pottstown PA 19464 Work Order No. C0220827
Address Repair Organization P.O. No., Job No. etc.
3. Work Performed by Exelon Nuclear Type Code Symbol Stamp N/A
Name Authorization No. N/A
3146 Sanatoga Road, Pottstown PA 19464 Expiration Date N/A
Address
4. Identification of System Core Spray (System 052) Line No. GBB-212-003E Valve PSV-052-2F012B
5. (a) Applicable Construction Code ASME III 19 74 Edition, Winter 1974 Addenda, N/A Code Case
(b) Applicable Edition of Section XI Utilized for Repairs or Replacements: 2001 edition with addenda through 2003
(c) Applicable Section XI Code Case(s) None

6. Identification of Components Repaired or Replaced and Replacement Components

Name of Component	Name of Manufacturer	Manufacturer Serial No.	National Board No.	Other Identification	Year Built	Repaired, Replaced, or Replacement	ASME Code Stamped (Yes or No)
PSV-052-2F012B	Anderson Greenwood Crosby	N99912-00-0001	N/A	* 114-58584 PO# 181365-127	2006	Replacement	Yes
(1) Foot 1-1/2" NPS pipe	Quanex	Heat No. 294072	N/A	* 114-90044 PO# LS656925	N/A	Replacement	No
(1) 2" x 1" Reducing Insert	Capitol Manufacturing	Heat Code 020M	N/A	* 114-93829 PO# 607237	N/A	Replacement	No
(1) 2" NPS Raised Face Flange	Western Forge and Flange	Heat No. 3M40774 WFF Heat Code BPQ-A-2	N/A	* 114-90662 PO# 009825-2284	N/A	Replacement	No

* Traceability per Exelon stock code number.

7. Description of work: Replaced relief valve and inlet piping.
8. Tests conducted: Hydrostatic ☐ Pneumatic ☐ Nominal Operating Pressure ☒
Other ☐ 256 psi Test Temp. N/A °F.

NOTE: Supplemental sheets in form of lists, sketches, or drawings may be used, provided (1) size 8 1/2 in. x 11 in., (2) information in items 1 through 6 on this report is included on each sheet, and (3) each sheet is numbered and the number of sheets is recorded at the top of this form.

FORM NIS-2 (BACK)

9. Remarks Manufacturers data reports are traceable by purchase order and work order package.
Applicable Manufacturer's Data Reports to be attached

CERTIFICATE OF COMPLIANCE

We certify that the statements made in the report are correct and this replacement conforms to the rules of the ASME Code, Section XI. (repair or replacement)

Type Code Symbol Stamp NA

Certificate of Authorization No. NA Expiration Date NA

Signed J.H. Kramer J.H. Kramer (site weld administrator) Date April 4, 2007
Owner or Owner's Designee, Title

CERTIFICATE OF INSERVICE INSPECTION

I, the undersigned, holding a valid commission issued by the National Board of Boiler and Pressure Vessel Inspectors and the State or Province of Pennsylvania and employed by HSBCT of Hartford, CT have inspected the components described in this Owner's Report during the period 29 MAR 07 to 23 APR 07, and state that to the best of my knowledge and belief, the Owner has performed examinations and taken corrective measures described in this Owner's Report in accordance with the requirements of the ASME Code, Section XI.

By signing this certificate neither the Inspector nor his employer makes any warranty, expressed or implied, concerning the examinations and corrective measures described in this Owner's Report. Furthermore, neither the Inspector nor his employer shall be liable in any manner for any personal injury or property damage or a loss of any kind arising from or connected with this inspection.

[Signature]
Inspector's Signature

Commissions PA-2497 I, N & A, C
National Board, State, Province, and Endorsements

Date 23 APR 2007.

FORM NIS-2 OWNER'S REPORT FOR REPAIRS OR REPLACEMENTS
As Required by the Provisions of the ASME Code Section XI

1. Owner Exelon Generation Company, LLC Date April 19, 2007
Name
200 Exelon Way, Kennett Square, PA 19348 Sheet 1 of 2
Address
2. Plant Limerick Generating Station Unit 2
Name
3146 Sanatoga Road, Pottstown, PA 19464 Work Order No. R0929172
Address Repair Organization P.O. No., Job No. etc.
3. Work Performed by Exelon Nuclear Type Code Symbol Stamp None
Name Authorization No. Not applicable
3146 Sanatoga Road, Pottstown, PA 19464 Expiration Date Not applicable
Address
4. Identification of System High pressure coolant injection (System 055) Line No. HBB-213 PSE-056-2D003
5. (a) Applicable Construction Code ASME III 1974 Edition, Summer 1974 Addenda, N/A Code Case
(b) Applicable Edition of Section XI Utilized for Repairs / Replacement Activity 2001 edition with addenda through 2003
(c) Applicable Section XI Code Case(s) N/A

6. Identification of Components Repaired or Replaced and Replacement Components

Name of Component	Name of Manufacturer	Manufacturer Serial No.	National Board No.	Other Identification	Year Built	Repaired, Replaced, or Replacement	ASME Code Stamped (Yes or No)
PSE-056-2D003 Rupture Disc and Vacuum support	Continental Disc	8071134A	N/A	* 114-34521 PO# 018643	2006	Replacement	No

* Traceability per Exelon stock code number.

7. Description of work: Replace HPCI rupture disc and vacuum support holder.
8. Tests conducted: Hydrostatic ☐ Pneumatic ☐ Nominal Operating Pressure ☒ Exempt ☐
Other ☐ 960 psi Test Temp. N/A °F.

NOTE: Supplemental sheets in form of lists, sketches, or drawings may be used, provided (1) size 8 1/2 in. x 11 in., (2) information in items 1 through 6 on this report is included on each sheet, and (3) each sheet is numbered and the number of sheets is recorded at the top of this form.

This Form (E00030) may be obtained from the ASME Order Dept., 22 Law Drive, Box 2300, Fairfield, N.J. 07007-2300

FORM NIS-2 (BACK)

9. Remarks Manufacturers data reports are traceable by work order package.

Applicable Manufacturer's Data Reports to be attached

CERTIFICATE OF COMPLIANCE

We certify that the statements made in the report are correct and this replacement conforms to the rules of the ASME Code, Section XI. (repair or replacement)

Type Code Symbol Stamp NA

Certificate of Authorization No. NA Expiration Date NA

Signed J.H. Kramer J.H. Kramer (site weld administrator) Date April 19, 2007
Owner or Owner's Designee, Title

CERTIFICATE OF INSERVICE INSPECTION

I, the undersigned, holding a valid commission issued by the National Board of Boiler and Pressure Vessel Inspectors and the State or Province of Pennsylvania and employed by HSBCT of Hartford, CT have inspected the components described in this Owner's Report during the period 01 JULY 06 to 01 MAY 07, and state that to the best of my knowledge and belief, the Owner has performed examinations and taken corrective measures described in this Owner's Report in accordance with the requirements of the ASME Code, Section XI.

By signing this certificate neither the Inspector nor his employer makes any warranty, expressed or implied, concerning the examinations and corrective measures described in this Owner's Report. Furthermore, neither the Inspector nor his employer shall be liable in any manner for any personal injury or property damage or a loss of any kind arising from or connected with this inspection.

[Signature]
Inspector's Signature

Commissions PA-2497 I.N & A, C
National Board, State, Province, and Endorsements

Date 01 MAY 20 07

FORM NIS-2 OWNER'S REPORT FOR REPAIRS OR REPLACEMENTS
As Required by the Provisions of the ASME Code Section XI

1. Owner Exelon Generation Company, LLC Date April 19, 2007
Name
200 Exelon Way, Kennett Square, PA 19348 Sheet 1 of 2
Address
2. Plant Limerick Generating Station Unit 2
Name
3146 Sanatoga Road, Pottstown, PA 19464 Work Order No. R0929171
Address Repair Organization P.O. No., Job No. etc.
3. Work Performed by Exelon Nuclear Type Code Symbol Stamp None
Name Authorization No. Not applicable
3146 Sanatoga Road, Pottstown, PA 19464 Expiration Date Not applicable
Address
4. Identification of System High pressure coolant injection (System 055) Line No. HBB-213 PSE-056-2D004
5. (a) Applicable Construction Code ASME III 1974 Edition, Summer 1974 Addenda, N/A Code Case
(b) Applicable Edition of Section XI Utilized for Repairs / Replacement Activity 2001 edition with addenda through 2003
(c) Applicable Section XI Code Case(s) N/A

6. Identification of Components Repaired or Replaced and Replacement Components

Name of Component	Name of Manufacturer	Manufacturer Serial No.	National Board No.	Other Identification	Year Built	Repaired, Replaced, or Replacement	ASME Code Stamped (Yes or No)
PSE-056-2D004 Rupture Disc and Vacuum support	Continental Disc	8071134A	N/A	* 114-34521 PO# 018643	2006	Replacement	No

* Traceability per Exelon stock code number.

7. Description of work: Replace HPCI rupture disc and vacuum support holder.
8. Tests conducted: Hydrostatic ☐ Pneumatic ☐ Nominal Operating Pressure ☒ Exempt ☐
Other ☐ 960 psi Test Temp. N/A °F.

NOTE: Supplemental sheets in form of lists, sketches, or drawings may be used, provided (1) size 8 1/2 in. x 11 in., (2) information in items 1 through 6 on this report is included on each sheet, and (3) each sheet is numbered and the number of sheets is recorded at the top of this form.

This Form (E00030) may be obtained from the ASME Order Dept., 22 Law Drive, Box 2300, Fairfield, N.J. 07007-2300

FORM NIS-2 (BACK)

9. Remarks Manufacturers data reports are traceable by work order package.

Applicable Manufacturer's Data Reports to be attached

CERTIFICATE OF COMPLIANCE

We certify that the statements made in the report are correct and this replacement conforms to the rules of the ASME Code, Section XI.
(repair or replacement)

Type Code Symbol Stamp NA

Certificate of Authorization No. NA Expiration Date NA

Signed J.H. Kramer J.H. Kramer (site weld administrator) Date April 19, 2007
Owner or Owner's Designee, Title

CERTIFICATE OF INSERVICE INSPECTION

I, the undersigned, holding a valid commission issued by the National Board of Boiler and Pressure Vessel Inspectors and the State or Province of Pennsylvania and employed by HSBCT of Hartford, CT have inspected the components described in this Owner's Report during the period 01 JULY 06 to 07 MAY 07, and state that to the best of my knowledge and belief, the Owner has performed examinations and taken corrective measures described in this Owner's Report in accordance with the requirements of the ASME Code, Section XI.

By signing this certificate neither the Inspector nor his employer makes any warranty, expressed or implied, concerning the examinations and corrective measures described in this Owner's Report. Furthermore, neither the Inspector nor his employer shall be liable in any manner for any personal injury or property damage or a loss of any kind arising from or connected with this inspection.

[Signature] Commissions PA-2497 I.N & A, C
Inspector's Signature National Board, State, Province, and Endorsements

Date 07 MAY 20 07

FORM NIS-2 OWNER'S REPORT FOR REPAIRS OR REPLACEMENTS
As Required by the Provisions of the ASME Code Section XI

1. Owner Exelon Generation Company, LLC Date June 26, 2006
Name
200 Exelon Way, Kennett Square, PA 19348 Sheet 1 of 2
Address
2. Plant Limerick Generating Station Unit 2
Name
3146 Sanatoga Road, Pottstown PA 19464 Work order # C0212070
Address Repair Organization P.O. No., Job No. etc.
3. Work Performed by Exelon Nuclear Type Code Symbol Stamp N/A
Name Authorization No. N/A
3146 Sanatoga Road, Pottstown PA 19464 Expiration Date N/A
Address
4. Identification of System : Emergency Diesel Generator (System-092) Line No. 2AG-LUBE 2A-E506
5. (a) Applicable Construction Code ASME III 19 74 Edition, Winter 1975 Addenda, N/A Code Case
(b) Applicable Edition of Section XI Utilized for Repairs or Replacements 19 89
(c) Applicable Section XI Code Case(s) None

6. Identification of Components Repaired or Replaced and Replacement Components

Name of Component	Name of Manufacturer	Manufacturer Serial No.	National Board No.	Other Identification	Year Built	Repaired, Replaced, or Replacement	ASME Code Stamped
Floating Water Box Channel	AEROFIN	050346	1826	* 114-57638 PO# 013103	2005	Replacement	Yes
Stationary Water Box Channel	AEROFIN	050345	1825	* 114-57637 PO# 013103	2005	Replacement	Yes
(32) 5/8" Studs	Nova Machine Products	Heat# 230111	N/A	* 116-66003 PO# 180864-1628	N/A	Replacement	No
(30) 5/8" Nuts	Nova Machine Products	Heat# 7224333 Heat Code S637	N/A	* 116-12213 PO# 180864-1568	N/A	Replacement	No
(34) 5/8" Nuts	Nova Machine Products	Heat Code M765 & S523	N/A	* 116-12090 PO# 180864-1554 & 481365	N/A	Replacement	No

* Traceability per Exelon part code number.

7. Description of Work : Replaced diesel generator lube oil heat exchanger flanged water box channels, studs and nuts.

8. Tests conducted: Hydrostatic ☐ Pneumatic ☐ Nominal Operating Pressure ☒
Other ☐ Pressure 105 psi Test Temp. N/A °F.

NOTE: Supplemental sheets in form of lists, sketches, or drawings may be used, provided (1) size 8 1/2 in. x 11 in., (2) information in items 1 through 6 on this report is included on each sheet, and (3) each sheet is numbered and the number of sheets is recorded at the top of this form.

FORM NIS-2 (BACK)

9. Remarks: Manufacturer's data reports are traceable by Exelon work order package.
Applicable Manufacturer's Data Reports to be attached

CERTIFICATE OF COMPLIANCE

We certify that the statements made in the report are correct and this replacement conforms to the rules of the
ASME Code, Section XI
Type Code Symbol Stamp NA

Certificate of Authorization No. NA Expiration Date NA

Signed Jean H. Kramer J.H. Kramer, Site Weld Administrator Date June 26, 2006
Owner or Owner's Designee, Title

CERTIFICATE OF INSERVICE INSPECTION

I, the undersigned, holding a valid commission issued by the National Board of Boiler and Pressure Vessel Inspectors and the State
or Province of Pennsylvania and employed by HSBCT of
Hartford, CT have inspected the components described
in this Owner's Report during the period 22 APR 05 to 03 OCT 06, and state that
to the best of my knowledge and belief, the Owner has performed examinations and taken corrective measures described in this
Owner's Report in accordance with the requirements of the ASME Code, Section XI.

By signing this certificate neither the Inspector nor his employer makes any warranty, expressed or implied, concerning the
examinations and corrective measures described in this Owner's Report. Furthermore, neither the Inspector nor his employer
shall be liable in any manner for any personal injury or property damage or a loss of any kind arising from or connected with this
inspection.

Paul Henault Commissions PA-2497 I, N & A, C
Inspector's Signature National Board, State, Province, and Endorsements

Date 03 OCT 20 06

FORM NIS-2 OWNER'S REPORT FOR REPAIRS OR REPLACEMENTS
As Required by the Provisions of the ASME Code Section XI

1. Owner Exelon Generation Company, LLC Date June 30, 2006
Name
200 Exelon Way, Kennett Square, PA 19348 Sheet 1 of 2
Address
2. Plant Limerick Generating Station Unit 2
Name
3146 Sanatoga Road, Pottstown PA 19464 Work order # C0212058
Address Repair Organization P.O. No., Job No. etc.
3. Work Performed by Exelon Nuclear Type Code Symbol Stamp N/A
Name Authorization No. N/A
3146 Sanatoga Road, Pottstown PA 19464 Expiration Date N/A
Address
4. Identification of System : Emergency Diesel Generator (System-092) Line No. 2AG-JW 2A-E507
5. (a) Applicable Construction Code ASME III 1974 Edition, Winter 1975 Addenda, N/A Code Case
(b) Applicable Edition of Section XI Utilized for Repairs or Replacements 1989
(c) Applicable Section XI Code Case(s) None

6. Identification of Components Repaired or Replaced and Replacement Components

Name of Component	Name of Manufacturer	Manufacturer Serial No.	National Board No.	Other Identification	Year Built	Repaired, Replaced, or Replacement	ASME Code Stamped
Floating Water Box Channel	ITT Industries	930428-03-4	N/A	* 114-14543 PO# 167610-481613	2004	Replacement	Yes
Stationary Water Box Channel	AEROFIN	050348	1828	* 114-57640 PO# 013103	2005	Replacement	Yes
(32) 5/8" Studs	Nova Machine Products	Heat# 224938 & 7404456	N/A	* 116-66003 PO# 180864-481007 & 481308	N/A	Replacement	No
(28) 5/8" Nuts	Nova Machine Products	Heat# 7220464 Heat Code M950	N/A	* 116-12090 PO# 180864-481406	N/A	Replacement	No
(36) 5/8" Nuts	Nova Machine Products	Heat# B87035 Heat Code H112 & D382	N/A	* 116-12090 PO# 180864-348503 & 348810	N/A	Replacement	No

* Traceability per Exelon part code number.

7. Description of Work : Replaced diesel generator jacket water heat exchanger flanged water box channels, studs and nuts.
8. Tests conducted: Hydrostatic ☐ Pneumatic ☐ Nominal Operating Pressure ☒
Other ☐ Pressure 125 psi Test Temp. N/A °F.

NOTE: Supplemental sheets in form of lists, sketches, or drawings may be used, provided (1) size 8 1/2 in. x 11 in., (2) information in items 1 through 6 on this report is included on each sheet, and (3) each sheet is numbered and the number of sheets is recorded at the top of this form.

FORM NIS-2 (BACK)

9. Remarks: Manufacturer's data reports are traceable by Exelon work order package.

Applicable Manufacturer's Data Reports to be attached

Heat exchanger floating head water box S/N 930428-03-4 was manufactured and "U" stamped to ASME VIII, 2001 edition, 2003

addenda, in accordance with Exelon design change ECR 00-01284 and generic letter 89-09.

CERTIFICATE OF COMPLIANCE

We certify that the statements made in the report are correct and this replacement conforms to the rules of the ASME Code, Section XI

Type Code Symbol Stamp NA

Certificate of Authorization No. NA

Expiration Date NA

Signed Jon H. Kramer J.H. Kramer, Site Weld Administrator Date June 30, 2006

Owner or Owner's Designee, Title

CERTIFICATE OF INSERVICE INSPECTION

I, the undersigned, holding a valid commission issued by the National Board of Boiler and Pressure Vessel Inspectors and the State or Province of Pennsylvania and employed by HSBCT of Hartford, CT have inspected the components described in this Owner's Report during the period 22 APR 05 to 03 OCT 06, and state that to the best of my knowledge and belief, the Owner has performed examinations and taken corrective measures described in this Owner's Report in accordance with the requirements of the ASME Code, Section XI.

By signing this certificate neither the Inspector nor his employer makes any warranty, expressed or implied, concerning the examinations and corrective measures described in this Owner's Report. Furthermore, neither the Inspector nor his employer shall be liable in any manner for any personal injury or property damage or a loss of any kind arising from or connected with this inspection.

Paul Brennan
Inspector's Signature

Commissions

PA-2497 I,N & A, C

National Board, State, Province, and Endorsements

Date 03 OCT 20 06

FORM NIS-2 OWNER'S REPORT FOR REPAIRS OR REPLACEMENTS
As Required by the Provisions of the ASME Code Section XI

1. Owner Exelon Generation Company, LLC Date June 20, 2006
Name
200 Exelon Way, Kennett Square, PA 19348 Sheet 1 of 2
Address

2. Plant Limerick Generating Station Unit 2
Name
3146 Sanatoga Road, Pottstown PA 19464 Work order # C0210185
Address Repair Organization P.O. No., Job No. etc.

3. Work Performed by Exelon Nuclear Type Code Symbol Stamp N/A
Name Authorization No. N/A
3146 Sanatoga Road, Pottstown PA 19464 Expiration Date N/A
Address

4. Identification of System : Emergency Diesel Generator (System-092) Line No. 2BG-JW 2B-E507

5. (a) Applicable Construction Code ASME III 1974 Edition, Winter 1975 Addenda, N/A Code Case
(b) Applicable Edition of Section XI Utilized for Repairs or Replacements 1989
(c) Applicable Section XI Code Case(s) None

6. Identification of Components Repaired or Replaced and Replacement Components

Name of Component	Name of Manufacturer	Manufacturer Serial No.	National Board No.	Other Identification	Year Built	Repaired, Replaced, or Replacement	ASME Code Stamped
Floating Water Box Channel	ITT Industries	930428-03-3	N/A	* 114-14543 PO# 167610-481613	2004	Replacement	Yes
Stationary Water Box Channel	AEROFIN	050347	1827	* 114-57640 PO# 013103	2005	Replacement	Yes
(16) 5/8" Studs	Nova Machine Products	Heat# 7404456 Heat Code H450	N/A	* 114-14881 PO# 180864-481985	N/A	Replacement	No
(16) 5/8" Studs	Nova Machine Products	Heat# 224938 Heat Code M566	N/A	* 114-14881 PO# 180864-481342	N/A	Replacement	No
(64) 5/8" Nuts	Nova Machine Products	Heat# 722064 Heat Code M950	N/A	* 116-12090 PO# 180864-481406	N/A	Replacement	No

* Traceability per Exelon part code number.

7. Description of Work : Replaced diesel generator jacket water heat exchanger flanged water box channels, studs and nuts.

8. Tests conducted: Hydrostatic ☐ Pneumatic ☐ Nominal Operating Pressure ☒
Other ☐ Pressure 135 psi Test Temp. N/A °F.

NOTE: Supplemental sheets in form of lists, sketches, or drawings may be used, provided (1) size 8 1/2 in. x 11 in., (2) information in items 1 through 6 on this report is included on each sheet, and (3) each sheet is numbered and the number of sheets is recorded at the top of this form.

FORM NIS-2 (BACK)

9. Remarks: Manufacturer's data reports are traceable by Exelon work order package.

Applicable Manufacturer's Data Reports to be attached

Heat exchanger floating head water box S/N 930428-03-3 was manufactured and "U" stamped to ASME VIII, 2001 edition, 2003

addenda, in accordance with Exelon design change ECR 00-01284 and generic letter 89-09.

CERTIFICATE OF COMPLIANCE

We certify that the statements made in the report are correct and this replacement conforms to the rules of the ASME Code, Section XI

Type Code Symbol Stamp NA

Certificate of Authorization No. NA Expiration Date NA

Signed J. H. Kramer J.H. Kramer, Site Weld Administrator Date June 20, 2006
Owner or Owner's Designee, Title

CERTIFICATE OF INSERVICE INSPECTION

I, the undersigned, holding a valid commission issued by the National Board of Boiler and Pressure Vessel Inspectors and the State or Province of Pennsylvania and employed by HSBCT of Hartford, CT have inspected the components described

in this Owner's Report during the period 22 APR 05 to 03 OCT 06, and state that to the best of my knowledge and belief, the Owner has performed examinations and taken corrective measures described in this Owner's Report in accordance with the requirements of the ASME Code, Section XI.

By signing this certificate neither the Inspector nor his employer makes any warranty, expressed or implied, concerning the examinations and corrective measures described in this Owner's Report. Furthermore, neither the Inspector nor his employer shall be liable in any manner for any personal injury or property damage or a loss of any kind arising from or connected with this inspection.

Paul J. Kramer
Inspector's Signature

Commissions

PA-2497 I, N & A, C

National Board, State, Province, and Endorsements

Date 03 OCT 2006

FORM NIS-2 OWNER'S REPORT FOR REPAIRS OR REPLACEMENTS
As Required by the Provisions of the ASME Code Section XI

1. Owner Exelon Generation Company, LLC Date June 20, 2006
Name
200 Exelon Way, Kennett Square, PA 19348 Sheet 1 of 2
Address
2. Plant Limerick Generating Station Unit 2
Name
3146 Sanatoga Road, Pottstown PA 19464 Work order # C0207821
Address Repair Organization P.O. No., Job No. etc.
3. Work Performed by Exelon Nuclear Type Code Symbol Stamp N/A
Name Authorization No. N/A
3146 Sanatoga Road, Pottstown PA 19464 Expiration Date N/A
Address
4. Identification of System : Emergency Diesel Generator (System-092) Line No. 2CG-JW 2C-E507
5. (a) Applicable Construction Code ASME III 1974 Edition, Winter 1975 Addenda, N/A Code Case
(b) Applicable Edition of Section XI Utilized for Repairs or Replacements 1989
(c) Applicable Section XI Code Case(s) N-416-2

6. Identification of Components Repaired or Replaced and Replacement Components

Name of Component	Name of Manufacturer	Manufacturer Serial No.	National Board No.	Other Identification	Year Built	Repaired, Replaced, or Replacement	ASME Code Stamped
Floating Water Box Channel	AEROFIN	050361	1841	* 114-57639 PO# 013103	2005	Replacement	Yes
Stationary Water Box Channel	AEROFIN	050364	1844	* 114-57640 PO# 013103	2005	Replacement	Yes
(32) 5/8" Studs	Nova Machine Products	Heat# 230111 Lot# 50056739	N/A	* 116-66003 PO# 180864-1808	N/A	Replacement	No
(23) 5/8" Nuts	Nova Machine Products	Heat# 217100 Heat Code X176	N/A	* 116-12090 PO# 180864-1792	N/A	Replacement	No
(25) 5/8" Nuts	Nova Machine Products	Heat# B87035 Heat Code D953	N/A	* 116-12090 PO# 180864-348780	N/A	Replacement	No
(16) 5/8" Nuts	Nova Machine Products	Heat# 7220464 Heat Code M275	N/A	* 116-12090 PO# 180864-481295	N/A	Replacement	No

* Traceability per Exelon part code number.

7. Description of Work : Replaced diesel generator jacket water heat exchanger flanged water box channels, studs and nuts.
8. Tests conducted: Hydrostatic ☐ Pneumatic ☐ Nominal Operating Pressure ☒
Other Pressure 120 psi Test Temp. N/A °F.

NOTE: Supplemental sheets in form of lists, sketches, or drawings may be used, provided (1) size 8 1/2 in. x 11 in., (2) information in items 1 through 6 on this report is included on each sheet, and (3) each sheet is numbered and the number of sheets is recorded at the top of this form.

FORM NIS-2 (BACK)

9. Remarks: Manufacturer's data reports are traceable by Exelon work order package.

Applicable Manufacturer's Data Reports to be attached

Heat exchanger water box channels installed in accordance with Exelon design change ECR 05-00052

CERTIFICATE OF COMPLIANCE

We certify that the statements made in the report are correct and this replacement conforms to the rules of the ASME Code, Section XI

Type Code Symbol Stamp NA

Certificate of Authorization No. NA Expiration Date NA

Signed J.H. Kramer J.H. Kramer, site weld administrator Date June 20, 2006
Owner or Owner's Designee, Title

CERTIFICATE OF INSERVICE INSPECTION

I, the undersigned, holding a valid commission issued by the National Board of Boiler and Pressure Vessel Inspectors and the State or Province of Pennsylvania and employed by HSBCT of Hartford, CT

have inspected the components described in this Owner's Report during the period 16 DEC 05 to 03 OCT 06, and state that to the best of my knowledge and belief, the Owner has performed examinations and taken corrective measures described in this Owner's Report in accordance with the requirements of the ASME Code, Section XI.

By signing this certificate neither the Inspector nor his employer makes any warranty, expressed or implied, concerning the examinations and corrective measures described in this Owner's Report. Furthermore, neither the Inspector nor his employer shall be liable in any manner for any personal injury or property damage or a loss of any kind arising from or connected with this inspection.

Paul Henry Commissions PA-2497 I.N & A. C
Inspector's Signature National Board, State, Province, and Endorsements

Date 03 OCT 20 06

FORM NIS-2 OWNER'S REPORT FOR REPAIRS OR REPLACEMENTS
As Required by the Provisions of the ASME Code Section XI

1. Owner Exelon Generation Company, LLC Date July 5, 2006
Name
200 Exelon Way, Kennett Square, PA 19348 Sheet 1 of 2
Address

2. Plant Limerick Generating Station Unit 2
Name
3146 Sanatoga Road, Pottstown PA 19464 Work order # C0214290
Address Repair Organization P.O. No., Job No. etc.

3. Work Performed by Exelon Nuclear Type Code Symbol Stamp N/A
Name Authorization No. N/A
3146 Sanatoga Road, Pottstown PA 19464 Expiration Date N/A
Address

4. Identification of System : Emergency Diesel Generator (System-092) Line No. 2CG-COOL 2C-E586

5. (a) Applicable Construction Code ASME III 1974 Edition, Winter 1975 Addenda, N/A Code Case
(b) Applicable Edition of Section XI Utilized for Repairs or Replacements 1989
(c) Applicable Section XI Code Case(s) None

6. Identification of Components Repaired or Replaced and Replacement Components

Name of Component	Name of Manufacturer	Manufacturer Serial No.	National Board No.	Other Identification	Year Built	Repaired, Replaced, or Replacement	ASME Code Stamped
Stationary Water Box Channel	ITT Industries	930428-02-2	N/A	* 114-72819 PO# 167610-481601	2004	Replacement	Yes
(32) 5/8" Studs	Nova Machine Products	Heat# 230111	N/A	* 116-66003 PO# 180864-1808	N/A	Replacement	No
(32) 5/8" Nuts	Nova Machine Products	Heat# 217100 Heat Code R710	N/A	* 116-12090 PO# 180864-1761	N/A	Replacement	No
(32) 5/8" Nuts	Nova Machine Products	Heat# 217100 Heat Code X582	N/A	* 116-12090 PO# 180864-1931	N/A	Replacement	No

* Traceability per Exelon part code number.

7. Description of Work : Replaced diesel generator intercooler flanged stationary water box channel, studs and nuts.

8. Tests conducted: Hydrostatic ☐ Pneumatic ☐ Nominal Operating Pressure ☒
Other ☐ Pressure 120 psi Test Temp. N/A °F.

NOTE: Supplemental sheets in form of lists, sketches, or drawings may be used, provided (1) size 8 1/2 in. x 11 in., (2) information in items 1 through 6 on this report is included on each sheet, and (3) each sheet is numbered and the number of sheets is recorded at the top of this form.

FORM NIS-2 (BACK)

9. Remarks: Manufacturer's data reports are traceable by Exelon work order package.

Applicable Manufacturer's Data Reports to be attached

Heat exchanger floating head water box S/N 930428-02-2 was manufactured and "U" stamped to ASME VIII, 2001 edition, 2003

addenda, in accordance with Exelon design change ECR 00-01284 and generic letter 89-09.

CERTIFICATE OF COMPLIANCE

We certify that the statements made in the report are correct and this replacement conforms to the rules of the ASME Code, Section XI

Type Code Symbol Stamp NA

Certificate of Authorization No. NA Expiration Date NA

Signed J.H. Kramer J.H. Kramer, Site Weld Administrator Date July 5, 2006
Owner or Owner's Designee, Title

CERTIFICATE OF INSERVICE INSPECTION

I, the undersigned, holding a valid commission issued by the National Board of Boiler and Pressure Vessel Inspectors and the State or Province of Pennsylvania and employed by HSBCT of Hartford, CT have inspected the components described

in this Owner's Report during the period 29 Nov 05 to 03 Oct 06, and state that to the best of my knowledge and belief, the Owner has performed examinations and taken corrective measures described in this Owner's Report in accordance with the requirements of the ASME Code, Section XI.

By signing this certificate neither the Inspector nor his employer makes any warranty, expressed or implied, concerning the examinations and corrective measures described in this Owner's Report. Furthermore, neither the Inspector nor his employer shall be liable in any manner for any personal injury or property damage or a loss of any kind arising from or connected with this inspection.

[Signature]
Inspector's Signature

Commissions PA-2497 I,N & A, C
National Board, State, Province, and Endorsements

Date 03 OCT 20 06

FORM NIS-2 OWNER'S REPORT FOR REPAIRS OR REPLACEMENTS
As Required by the Provisions of the ASME Code Section XI

1. Owner Exelon Generation Company, LLC Date July 5, 2006
Name
200 Exelon Way, Kennett Square, PA 19348 Sheet 1 of 2
Address
2. Plant Limerick Generating Station Unit 2
Name
3146 Sanatoga Road, Pottstown PA 19464 Work order # C0205396
Address Repair Organization P.O. No., Job No. etc.
3. Work Performed by Exelon Nuclear Type Code Symbol Stamp N/A
Name Authorization No. N/A
3146 Sanatoga Road, Pottstown PA 19464 Expiration Date N/A
Address
4. Identification of System : Emergency Diesel Generator (System-092) Line No. 2DG-LUBE 2D-E506
5. (a) Applicable Construction Code ASME III 1974 Edition, Winter 1975 Addenda, N/A Code Case
(b) Applicable Edition of Section XI Utilized for Repairs or Replacements 1989
(c) Applicable Section XI Code Case(s) None

6. Identification of Components Repaired or Replaced and Replacement Components

Name of Component	Name of Manufacturer	Manufacturer Serial No.	National Board No.	Other Identification	Year Built	Repaired, Replaced, or Replacement	ASME Code Stamped
Floating Water Box Channel	AEROFIN	050358	1838	* 114-57638 PO# 013103	2005	Replacement	Yes
Stationary Water Box Channel	AEROFIN	050354	1834	* 114-57637 PO# 013103	2005	Replacement	Yes
(32) 5/8" Studs	Nova Machine Products	Heat# 230111 Lot# 50031402	N/A	* 116-66003 PO# 180864-1571	N/A	Replacement	No
(64) 5/8" Nuts	Nova Machine Products	Heat# 217100 Heat Code R710	N/A	* 116-12090 PO# 180864-1761	N/A	Replacement	No

* Traceability per Exelon part code number.

7. Description of Work : Replaced diesel generator lube oil heat exchanger flanged water box channels, studs and nuts.
8. Tests conducted: Hydrostatic ☐ Pneumatic ☐ Nominal Operating Pressure ☒
Other Pressure 125 psi Test Temp. N/A °F.

NOTE: Supplemental sheets in form of lists, sketches, or drawings may be used, provided (1) size 8 1/2 in. x 11 in., (2) information in items 1 through 6 on this report is included on each sheet, and (3) each sheet is numbered and the number of sheets is recorded at the top of this form.

FORM NIS-2 (BACK)

9. Remarks: Manufacturer's data reports are traceable by Exelon work order package.
Applicable Manufacturer's Data Reports to be attached

CERTIFICATE OF COMPLIANCE

We certify that the statements made in the report are correct and this replacement conforms to the rules of the ASME Code, Section XI
Type Code Symbol Stamp NA

Certificate of Authorization No. NA Expiration Date NA

Signed J.H. Kramer J.H. Kramer, Site Weld Administrator Date July 5, 2006
Owner or Owner's Designee, Title

CERTIFICATE OF INSERVICE INSPECTION

I, the undersigned, holding a valid commission issued by the National Board of Boiler and Pressure Vessel Inspectors and the State or Province of Pennsylvania and employed by HSBCT of Hartford, CT have inspected the components described in this Owner's Report during the period 07 JULY 05 to 03 OCT 06, and state that to the best of my knowledge and belief, the Owner has performed examinations and taken corrective measures described in this Owner's Report in accordance with the requirements of the ASME Code, Section XI.

By signing this certificate neither the Inspector nor his employer makes any warranty, expressed or implied, concerning the examinations and corrective measures described in this Owner's Report. Furthermore, neither the Inspector nor his employer shall be liable in any manner for any personal injury or property damage or a loss of any kind arising from or connected with this inspection.

[Signature] Commissions PA-2497 I.N & A, C
Inspector's Signature National Board, State, Province, and Endorsements

Date 03 OCT 20 06

FORM NIS-2 OWNER'S REPORT FOR REPAIRS OR REPLACEMENTS
As Required by the Provisions of the ASME Code Section XI

1. Owner Exelon Generation Company, LLC Date July 5, 2006
Name
200 Exelon Way, Kennett Square, PA 19348 Sheet 1 of 2
Address
2. Plant Limerick Generating Station Unit 2
Name
3146 Sanatoga Road, Pottstown PA 19464 Work order # C0205395
Address Repair Organization P.O. No., Job No. etc.
3. Work Performed by Exelon Nuclear Type Code Symbol Stamp N/A
Name Authorization No. N/A
3146 Sanatoga Road, Pottstown PA 19464 Expiration Date N/A
Address
4. Identification of System : Emergency Diesel Generator (System-092) Line No. 2DG-JW 2D-E507
5. (a) Applicable Construction Code ASME III 1974 Edition, Winter 1975 Addenda, N/A Code Case
(b) Applicable Edition of Section XI Utilized for Repairs or Replacements 1989
(c) Applicable Section XI Code Case(s) None

6. Identification of Components Repaired or Replaced and Replacement Components

Name of Component	Name of Manufacturer	Manufacturer Serial No.	National Board No.	Other Identification	Year Built	Repaired, Replaced, or Replacement	ASME Code Stamped
Floating Water Box Channel	AEROFIN	050359	1839	* 114-57639 PO# 013103	2005	Replacement	Yes
Stationary Water Box Channel	AEROFIN	050363	1843	* 114-57640 PO# 013103	2005	Replacement	Yes
(32) 5/8" Studs	Nova Machine Products	Heat# 230111 Lot # 50053473	N/A	* 116-66003 PO# 180864-1779	N/A	Replacement	No
(64) 5/8" Nuts	Nova Machine Products	Heat# 217100 Heat Code X176	N/A	* 116-12090 PO# 180864-1792	N/A	Replacement	No

* Traceability per Exelon part code number.

7. Description of Work : Replaced diesel generator jacket water heat exchanger flanged water box channels, studs and nuts.

8. Tests conducted: Hydrostatic ☐ Pneumatic ☐ Nominal Operating Pressure ☒
Other ☐ Pressure 125 psi Test Temp. N/A °F.

NOTE: Supplemental sheets in form of lists, sketches, or drawings may be used, provided (1) size 8 1/2 in. x 11 in., (2) information in items 1 through 6 on this report is included on each sheet, and (3) each sheet is numbered and the number of sheets is recorded at the top of this form.

FORM NIS-2 (BACK)

9. Remarks: Manufacturer's data reports are traceable by Exelon work order package.
Applicable Manufacturer's Data Reports to be attached

CERTIFICATE OF COMPLIANCE

We certify that the statements made in the report are correct and this replacement conforms to the rules of the
ASME Code, Section XI
Type Code Symbol Stamp NA

Certificate of Authorization No. NA Expiration Date NA

Signed Jan H. Kramer J.H. Kramer, Site Weld Administrator Date July 5, 2006
Owner or Owner's Designee, Title

CERTIFICATE OF INSERVICE INSPECTION

I, the undersigned, holding a valid commission issued by the National Board of Boiler and Pressure Vessel Inspectors and the State
or Province of Pennsylvania and employed by HSBCT of
Hartford, CT have inspected the components described
in this Owner's Report during the period 22 APR 05 to 03 OCT 06, and state that
to the best of my knowledge and belief, the Owner has performed examinations and taken corrective measures described in this
Owner's Report in accordance with the requirements of the ASME Code, Section XI.

By signing this certificate neither the Inspector nor his employer makes any warranty, expressed or implied, concerning the
examinations and corrective measures described in this Owner's Report. Furthermore, neither the Inspector nor his employer
shall be liable in any manner for any personal injury or property damage or a loss of any kind arising from or connected with this
inspection.

Paul H. Kramer Commissions PA-2497 I, N & A, C
Inspector's Signature National Board, State, Province, and Endorsements

Date 03 OCT 20 06

FORM NIS-2 OWNER'S REPORT FOR REPAIRS OR REPLACEMENTS
As Required by the Provisions of the ASME Code Section XI

1. Owner Exelon Generation Company, LLC Date January 23, 2007
Name
200 Exelon Way, Kennett Square, PA 19348 Sheet 1 of 2
Address
2. Plant Limerick Generating Station Unit 2
Name
3146 Sanatoga Road, Pottstown PA 19464 Work order # C0216865 & C0207265
Address Repair Organization P.O. No., Job No. etc.
3. Work Performed by Exelon Nuclear Type Code Symbol Stamp N/A
Name Authorization No. N/A
3146 Sanatoga Road, Pottstown PA 19464 Expiration Date N/A
Address
4. Identification of System : Emergency Diesel Generator (System-092) Line No. 2DG-LUBE 2D-P535
5. (a) Applicable Construction Code Manufacturer's Standard 19 N/A Edition, N/A Addenda, N/A Code Case
(b) Applicable Edition of Section XI Utilized for Repairs or Replacements 19 89
(c) Applicable Section XI Code Case(s) None

6. Identification of Components Repaired or Replaced and Replacement Components

Name of Component	Name of Manufacturer	Manufacturer Serial No.	National Board No.	Other Identification	Year Built	Repaired, Replaced, or Replacement	ASME Code Stamped
2D-P535 Circulating Oil Pump	Colt Industries	1401193	N/A	* 114-79515	N/A	Replacement	No
2D-P535 Circulating Oil Pump	Colt Industries	10240087	N/A	* 114-79615	N/A	Replaced	No

* Traceability per Exelon part code number and manufacturer's serial number.

7. Description of Work : Replaced emergency diesel generator lube oil circulation pump.

8. Tests conducted: Hydrostatic ☐ Pneumatic ☐ Nominal Operating Pressure ☒
Other Pressure 4.5 " oil level psi Test Temp. N/A °F.

NOTE: Supplemental sheets in form of lists, sketches, or drawings may be used, provided (1) size 8 1/2 in. x 11 in., (2) information in items 1 through 6 on this report is included on each sheet, and (3) each sheet is numbered and the number of sheets is recorded at the top of this form.

FORM NIS-2 (BACK)

9. Remarks: Lube oil pump S/N 1401193 was supplied by Colt industries with diesel generator 2D-G501-DR during initial construction.
Applicable Manufacturer's Data Reports to be attached

Lube oil pump S/N 1401193 was removed from 2D-P535 location and rebuilt under Exelon work order C0207265 in 2004.

No pressure boundary parts were repaired or replaced.

Lube oil pump S/N 1401193 was re-installed at 2D-P535 location under Exelon work order C0216865.

CERTIFICATE OF COMPLIANCE

We certify that the statements made in the report are correct and this replacement conforms to the rules of the
ASME Code, Section XI

Type Code Symbol Stamp NA

Certificate of Authorization No. NA Expiration Date NA

Signed J.H. Kramer J.H. Kramer, site Weld Administrator Date January 23, 2007
Owner or Owner's Designee, Title

CERTIFICATE OF INSERVICE INSPECTION

I, the undersigned, holding a valid commission issued by the National Board of Boiler and Pressure Vessel Inspectors and the State
or Province of Pennsylvania and employed by HSBCT of
Hartford, CT have inspected the components described

in this Owner's Report during the period 3 MAR 06 to 24 JAN 07, and state that
to the best of my knowledge and belief, the Owner has performed examinations and taken corrective measures described in this
Owner's Report in accordance with the requirements of the ASME Code, Section XI.

By signing this certificate neither the Inspector nor his employer makes any warranty, expressed or implied, concerning the
examinations and corrective measures described in this Owner's Report. Furthermore, neither the Inspector nor his employer
shall be liable in any manner for any personal injury or property damage or a loss of any kind arising from or connected with this
inspection.

Paul Bernier
Inspector's Signature

Commissions PA-2497 I, N & A, C
National Board, State, Province, and Endorsements

Date 24 JAN 20 07

FORM NIS-2 OWNER'S REPORT FOR REPAIRS OR REPLACEMENTS
As Required by the Provisions of the ASME Code Section XI

1. Owner Exelon Generation Company, LLC Date April 12, 2007
Name
200 Exelon Way, Kennett Square, PA 19348 Sheet 1 of 2
Address
2. Plant Limerick Generating Station Unit 2
Name
3146 Sanatoga Road, Pottstown, PA 19464 A/R A1564990
Address Repair Organization P.O. No., Job No. etc.
3. Work Performed by Exelon Nuclear Type Code Symbol Stamp N/A
Name Authorization No. N/A
3146 Sanatoga Road, Pottstown, PA 19464 Expiration Date N/A
Address
4. Identification of System Snubbers (System 103) Line No. GBD-203 and XRE-2XH
5. (a) Applicable Construction Code ASME III 19 77 Edition, Winter 1977 Addenda, N/A Code Case
(b) Applicable Edition of Section XI Utilized for Repairs or Replacements 2001 edition with addenda through 2003
(c) Applicable Section XI Code Case(s) N/A

6. Identification of Components Repaired or Replaced and Replacement Components

Name of Component	Name of Manufacturer	Manufacturer Serial No.	National Board No.	Other Identification	Year Built	Repaired, Replaced, or Replacement	ASME Code Stamped
GBD-203-H052(B) Mechanical Snubber	BASIC-PSA	42716 PSA-3	N/A	* 114-72867 PO# 016762	N/A	Replacement	No
XRE-2XH-H001 Mechanical Snubber	BASIC-PSA	42309 PSA-10	N/A	* 114-72887 PO# 006292 & 020769	N/A	Replacement	No
XRE-2XH-H008 Mechanical Snubber	BASIC-PSA	42294 PSA-10	N/A	* 114-72887 PO# 003518 & 020769	N/A	Replacement	No
XRE-2XH-H015 Mechanical Snubber	BASIC-PSA	42904 PSA-10	N/A	* 114-72887 PO# 016762	N/A	Replacement	No

* Traceability per Exelon stock code number

7. Description of Work: Replaced mechanical shock arrester snubbers.
8. Tests conducted: Hydrostatic ☐ Pneumatic ☐ Nominal Operating Pressure ☐ Exempt ☒
Other Pressure N/A psi Test Temp. N/A °F.

NOTE: Supplemental sheets in form of lists, sketches, or drawings may be used, provided (1) size 8 1/2 in. x 11 in., (2) information in items 1 through 6 on this report is included on each sheet, and (3) each sheet is numbered and the number of sheets is recorded at the top of this form.

FORM NIS-2 (BACK)

9. Remarks : None

Applicable Manufacturer's Data Reports to be attached

CERTIFICATE OF COMPLIANCE

We certify that the statements made in the report are correct and this replacement conforms to the rules of the ASME Code, Section XI. repair of replacement

Type Code Symbol Stamp NA

Certificate of Authorization No. NA Expiration Date NA

Signed J. H. Kramer J. H. Kramer, Site weld administrator Date April 12, 2007
Owner or Owner's Designee, Title

CERTIFICATE OF INSERVICE INSPECTION

I, the undersigned, holding a valid commission issued by the National Board of Boiler and Pressure Vessel Inspectors and the State or Province of Pennsylvania and employed by HSBCT of Hartford, CT have inspected the components described in this Owner's Report during the period 31 AUG 06 to 15 MAY 07, and state that to the best of my knowledge and belief, the Owner has performed examinations and taken corrective measures described in this Owner's Report in accordance with the requirements of the ASME Code, Section XI

By signing this certificate neither the Inspector nor his employer makes any warranty, expressed or implied, concerning the examinations and corrective measures described in this Owner's Report. Furthermore, neither the Inspector nor his employer shall be liable in any manner for any personal injury or property damage or a loss of any kind arising from or connected with this inspection.

Paul Pennington
Inspector's Signature

Commissions PA-2497 I, N & A, C
National Board, State, Province, and Endorsements

Date 15 MAY 2007

FORM NIS-2 OWNER'S REPORT FOR REPAIRS OR REPLACEMENTS
As Required by the Provisions of the ASME Code Section XI

1. Owner Exelon Generation Company, LLC Date April 12, 2007
Name
200 Exelon Way, Kennett Square, PA 19348 Sheet 1 of 2
Address
2. Plant Limerick Generating Station Unit 2
Name
3146 Sanatoga Road, Pottstown, PA 19464 Action Request A1607628
Address Repair Organization P.O. No., Job No. etc.
3. Work Performed by Exelon Nuclear Type Code Symbol Stamp N/A
Name Authorization No. N/A
3146 Sanatoga Road, Pottstown, PA 19464 Expiration Date N/A
Address
4. Identification of System Snubbers (System 103) Line No. STG-2MS
5. (a) Applicable Construction Code ASME III 1977 Edition, Winter 1977 Addenda, N/A Code Case
(b) Applicable Edition of Section XI Utilized for Repairs or Replacements 2001 edition with addenda through 2003
(c) Applicable Section XI Code Case(s) N/A

6. Identification of Components Repaired or Replaced and Replacement Components

Name of Component	Name of Manufacturer	Manufacturer Serial No.	National Board No.	Other Identification	Year Built	Repaired, Replaced, or Replacement	ASME Code Stamped
STG-2MS-H004 Mechanical Snubber	BASIC-PSA	42131 PSA-100	N/A	* 114-72868 PO# 189058	N/A	Replacement	No
STG-2MS-H007 Mechanical Snubber	BASIC-PSA	42486 PSA-100	N/A	* 114-79175 PO# 013633	N/A	Replacement	No

* Traceability per Exelon stock code number

7. Description of Work: Replaced mechanical shock arrester snubbers
8. Tests conducted: Hydrostatic ☐ Pneumatic ☐ Nominal Operating Pressure ☐ Exempt ☒
Other Pressure N/A psi Test Temp. N/A °F.

NOTE: Supplemental sheets in form of lists, sketches, or drawings may be used, provided (1) size 8 1/2 in. x 11 in., (2) information in items 1 through 6 on this report is included on each sheet, and (3) each sheet is numbered and the number of sheets is recorded at the top of this form.

FORM NIS-2 (BACK)

9. Remarks: Refer to Exelon work orders C0220664 and C0220665 for work documentation.
Applicable Manufacturer's Data Reports to be attached

CERTIFICATE OF COMPLIANCE

We certify that the statements made in the report are correct and this replacement conforms to the rules of the
ASME Code, Section XI.
Type Code Symbol Stamp NA repair of replacement

Certificate of Authorization No. NA Expiration Date NA

Signed J. H. Kramer J. H. Kramer, Site weld administrator Date April 12, 2007
Owner or Owner's Designee, Title

CERTIFICATE OF INSERVICE INSPECTION

I, the undersigned, holding a valid commission issued by the National Board of Boiler and Pressure Vessel Inspectors and the State
or Province of Pennsylvania and employed by HSBCT of
Hartford, CT have inspected the components described
in this Owner's Report during the period 19 MAR 07 to 15 MAY 07, and state that
to the best of my knowledge and belief, the Owner has performed examinations and taken corrective measures described in this
Owner's Report in accordance with the requirements of the ASME Code, Section XI

By signing this certificate neither the Inspector nor his employer makes any warranty, expressed or implied, concerning the
examinations and corrective measures described in this Owner's Report. Furthermore, neither the Inspector nor his employer
shall be liable in any manner for any personal injury or property damage or a loss of any kind arising from or connected with this
inspection.

Paul Blum Commissions PA-2497 I, N & A, C
Inspector's Signature National Board, State, Province, and Endorsements

Date 15 MAY 20 07

FORM NIS-2 OWNER'S REPORT FOR REPAIRS OR REPLACEMENTS
As Required by the Provisions of the ASME Code Section XI

1. Owner Exelon Generation Company, LLC Date April 18, 2007
Name
200 Exelon Way, Kennett Square, PA 19348 Sheet 1 of 2
Address
2. Plant Limerick Generating Station Unit 2
Name
3146 Sanatoga Road, Pottstown, PA 19464 Work Order C0218420
Address Repair Organization P.O. No., Job No. etc.
3. Work Performed by Exelon Nuclear Type Code Symbol Stamp N/A
Name Authorization No. N/A
3146 Sanatoga Road, Pottstown, PA 19464 Expiration Date N/A
Address
4. Identification of System Snubbers (System 103) Line No. EBB-206-H006(B)
5. (a) Applicable Construction Code ASME III 1977 Edition, Winter 1977 Addenda, N/A Code Case
(b) Applicable Edition of Section XI Utilized for Repairs or Replacements 2001 edition with addenda through 2003
(c) Applicable Section XI Code Case(s) N/A

6. Identification of Components Repaired or Replaced and Replacement Components

Name of Component	Name of Manufacturer	Manufacturer Serial No.	National Board No.	Other Identification	Year Built	Repaired, Replaced, or Replacement	ASME Code Stamped
EBB-206-H006(B) Mechanical Snubber	Pacific Scientific	9037 PSA-35	N/A	* 114-72849 PO# 386558	N/A	Replacement	Yes

* Traceability per Exelon stock code number

7. Description of Work: Replaced mechanical shock arrester snubber.
8. Tests conducted: Hydrostatic ☐ Pneumatic ☐ Nominal Operating Pressure ☐ Exempt ☒
Other _____ Pressure N/A psi Test Temp. N/A °F.

NOTE: Supplemental sheets in form of lists, sketches, or drawings may be used, provided (1) size 8 1/2 in. x 11 in., (2) information in items 1 through 6 on this report is included on each sheet, and (3) each sheet is numbered and the number of sheets is recorded at the top of this form.

FORM NIS-2 (BACK)

9. Remarks : None

Applicable Manufacturer's Data Reports to be attached

CERTIFICATE OF COMPLIANCE

We certify that the statements made in the report are correct and this replacement conforms to the rules of the ASME Code, Section XI. repair of replacement

Type Code Symbol Stamp NA

Certificate of Authorization No. NA Expiration Date NA

Signed J. H. Kramer J. H. Kramer, Site weld administrator Date April 16, 2007
Owner or Owner's Designee, Title

CERTIFICATE OF INSERVICE INSPECTION

I, the undersigned, holding a valid commission issued by the National Board of Boiler and Pressure Vessel Inspectors and the State or Province of Pennsylvania and employed by HSBCT of Hartford, CT have inspected the components described in this Owner's Report during the period 02 OCT 06 to 07 MAY 07, and state that to the best of my knowledge and belief, the Owner has performed examinations and taken corrective measures described in this Owner's Report in accordance with the requirements of the ASME Code, Section XI

By signing this certificate neither the Inspector nor his employer makes any warranty, expressed or implied, concerning the examinations and corrective measures described in this Owner's Report. Furthermore, neither the Inspector nor his employer shall be liable in any manner for any personal injury or property damage or a loss of any kind arising from or connected with this inspection.

Paul Benavides Commissions PA-2497 I.N & A. C
Inspector's Signature National Board, State, Province, and Endorsements

Date 07 MAY 20 07

FORM NIS-2 OWNER'S REPORT FOR REPAIRS OR REPLACEMENTS
As Required by the Provisions of the ASME Code Section XI

1. Owner Exelon Generation Company, LLC Date April 18, 2007
Name
200 Exelon Way, Kennett Square, PA 19348 Sheet 1 of 2
Address
2. Plant Limerick Generating Station Unit 2
Name
3146 Sanatoga Road, Pottstown, PA 19464 Work Order C0220641
Address Repair Organization P.O. No., Job No. etc.
3. Work Performed by Exelon Nuclear Type Code Symbol Stamp N/A
Name Authorization No. N/A
3146 Sanatoga Road, Pottstown, PA 19464 Expiration Date N/A
Address
4. Identification of System Snubbers (System 103) Line No. DCA-418-H004
5. (a) Applicable Construction Code ASME III 1977 Edition, Winter 1977 Addenda, N/A Code Case
(b) Applicable Edition of Section XI Utilized for Repairs or Replacements 2001 edition with addenda through 2003
(c) Applicable Section XI Code Case(s) N/A

6. Identification of Components Repaired or Replaced and Replacement Components

Name of Component	Name of Manufacturer	Manufacturer Serial No.	National Board No.	Other Identification	Year Built	Repaired, Replaced, or Replacement	ASME Code Stamped
DCA-418-H004 Mechanical Snubber	Pacific Scientific	12928 PSA-35	N/A	* 114-72849 PO# 386558	N/A	Replacement	Yes

* Traceability per Exelon stock code number

7. Description of Work: Replaced mechanical shock arrester snubber.
8. Tests conducted: Hydrostatic ☐ Pneumatic ☐ Nominal Operating Pressure ☐ Exempt ☒
Other Pressure N/A psi Test Temp. N/A °F.

NOTE: Supplemental sheets in form of lists, sketches, or drawings may be used, provided (1) size 8 1/2 in. x 11 in., (2) information in items 1 through 6 on this report is included on each sheet, and (3) each sheet is numbered and the number of sheets is recorded at the top of this form.

FORM NIS-2 (BACK)

9. Remarks : None

Applicable Manufacturer's Data Reports to be attached

CERTIFICATE OF COMPLIANCE

We certify that the statements made in the report are correct and this replacement conforms to the rules of the ASME Code, Section XI. repair of replacement

Type Code Symbol Stamp NA

Certificate of Authorization No. NA Expiration Date NA

Signed J. H. Kramer J. H. Kramer, Site weld administrator Date April 16, 2007
Owner or Owner's Designee, Title

CERTIFICATE OF INSERVICE INSPECTION

I, the undersigned, holding a valid commission issued by the National Board of Boiler and Pressure Vessel Inspectors and the State or Province of Pennsylvania and employed by HSBCT of Hartford, CT

have inspected the components described in this Owner's Report during the period 16 MAR 07 to 07 MAY 07, and state that to the best of my knowledge and belief, the Owner has performed examinations and taken corrective measures described in this Owner's Report in accordance with the requirements of the ASME Code, Section XI

By signing this certificate neither the Inspector nor his employer makes any warranty, expressed or implied, concerning the examinations and corrective measures described in this Owner's Report. Furthermore, neither the Inspector nor his employer shall be liable in any manner for any personal injury or property damage or a loss of any kind arising from or connected with this inspection.

Paul H. Kramer
Inspector's Signature

Commissions PA-2497 I, N & A, C
National Board, State, Province, and Endorsements

Date 07 MAY 20 07

FORM NIS-2 OWNER'S REPORT FOR REPAIRS OR REPLACEMENTS
As Required by the Provisions of the ASME Code Section XI

1. Owner Exelon Generation Company, LLC Date May 2, 2007
Name
200 Exelon Way, Kennett Square, PA 19348 Sheet 1 of 2
Address
2. Plant Limerick Generating Station Unit 2
Name
3146 Sanatoga Road, Pottstown, PA 19464 Work Orders R0987072 and C0220666
Address Repair Organization P.O. No., Job No. etc.
3. Work Performed by Exelon Nuclear Type Code Symbol Stamp N/A
Name Authorization No. N/A
3146 Sanatoga Road, Pottstown, PA 19464 Expiration Date N/A
Address
4. Identification of System Snubbers (System 103) Line No. STG-2MS
5. (a) Applicable Construction Code ASME III 19 77 Edition, Winter 1977 Addenda, N/A Code Case
(b) Applicable Edition of Section XI Utilized for Repairs or Replacements 2001 edition with addenda through 2003
(c) Applicable Section XI Code Case(s) N/A

6. Identification of Components Repaired or Replaced and Replacement Components

Name of Component	Name of Manufacturer	Manufacturer Serial No.	National Board No.	Other Identification	Year Built	Repaired, Replaced, or Replacement	ASME Code Stamped
STG-2MS-H010 Hydraulic Snubber	LISEGA	30600170 / 015	N/A	* 114-00462 PO# 275207-6	N/A	Replacement	No
STG-2MS-H010 Rear Bracket Load Pin	Colonial Machine	Heat No. 1G8401 Heat code N4022	N/A	* 114-73879 PO# 177803	N/A	Replacement	No

* Traceability per Exelon stock code number

7. Description of Work: Replaced mechanical shock arrester snubber with a hydraulic snubber.
8. Tests conducted: Hydrostatic ☐ Pneumatic ☐ Nominal Operating Pressure ☐ Exempt ☒
Other _____ Pressure N/A psi Test Temp. N/A °F.

NOTE: Supplemental sheets in form of lists, sketches, or drawings may be used, provided (1) size 8 1/2 in. x 11 in., (2) information in items 1 through 6 on this report is included on each sheet, and (3) each sheet is numbered and the number of sheets is recorded at the top of this form.

FORM NIS-2 (BACK)

9. Remarks: Replacement completed in accordance with Exelon design change ECR 04-00216.
Applicable Manufacturer's Data Reports to be attached

CERTIFICATE OF COMPLIANCE

We certify that the statements made in the report are correct and this replacement conforms to the rules of the
ASME Code, Section XI.
Type Code Symbol Stamp NA repair of replacement

Certificate of Authorization No. NA Expiration Date NA

Signed J. H. Kramer J. H. Kramer, Site weld administrator Date May 2, 2007
Owner or Owner's Designee, Title

CERTIFICATE OF INSERVICE INSPECTION

I, the undersigned, holding a valid commission issued by the National Board of Boiler and Pressure Vessel Inspectors and the State
or Province of Pennsylvania and employed by HSBCT of
Hartford, CT have inspected the components described
in this Owner's Report during the period 12 MAR 07 to 07 MAY 07, and state that
to the best of my knowledge and belief, the Owner has performed examinations and taken corrective measures described in this
Owner's Report in accordance with the requirements of the ASME Code, Section XI

By signing this certificate neither the Inspector nor his employer makes any warranty, expressed or implied, concerning the
examinations and corrective measures described in this Owner's Report. Furthermore, neither the Inspector nor his employer
shall be liable in any manner for any personal injury or property damage or a loss of any kind arising from or connected with this
inspection.

Paul Pennington Commissions PA-2497 I, N & A, C
Inspector's Signature National Board, State, Province, and Endorsements

Date 07 MAY 20 07