

SEMI-ANNUAL QUALITY ASSURANCE

CHURCH ROCK SITE

JANUARY AND APRIL OF 2007 SAMPLING EVENTS

AUGUST - 2007

TABLE OF CONTENTS

- 1.0 Requirements**
- 2.0 Field Sampling Procedures and QA/QC Report**
- 3.0 Chain of Custody**
- 4.0 Laboratory Quality Control**
- 5.0 Data Validation**

- Appendix – A: Quarterly Field data sheet**
- Appendix – B: Quarterly QA/QC Field Blank and Duplicate Sample Report**
- Appendix – C: Quarterly Chain Of Custody**
- Appendix – D: Quarterly Laboratory Quality Control and Performance Report**
(1 OF 2 & 2 OF 2)

1.0 REQUIREMENTS

The quality assurance and control procedures are contained in Sec. 3.0 of the Remedial Action Plan of Church Rock Site dated April 1989. The procedure address sampling, chain of custody, laboratory quality control, and data validation. These requirements became effective July 3, 1989, when United Nuclear received the Administration Order on the Church Rock Site from the Environmental Protection Agency (EPA).

2.0 FIELD SAMPLING PROCEDURES AND QA/QC REPORT

Copies of the 2007 quarterly (1st and 2nd) field low flow purging and sampling data sheets, are included in Appendix A. These sheets indicate the field parameter of pH, temperature, conductivity, and the water level drop in the well if any, during the sampling. The quarterly QA/QC Field Blank and Duplicate analysis report are included in Appendix B.

3.0 CHAIN OF CUSTODY

Copies of the quarterly Chain of Custody report are included in Appendix C. Energy Laboratories, Inc., our contact laboratory is located in Casper, Wyoming. Energy Labs inspect the sample shipment upon arrival to verify the information on the Chain of Custody form and to determine if sample arrives at the appropriate temperature.

4.0 LABORATORY CONTROL

Copies of the quarterly internal Quality Control reports prepared by Energy Laboratories and associated EPA performance evaluations are included in Appendix D.

5.0 DATA EVALUATION

Analytical reports are reviewed by the Church Rock Manager, and Radiation Safety Officer after receipt from Energy Labs. Significant increase or decrease and out of range values are identified and the laboratory is requested to recheck the suspect values. The laboratory responds by checking transcription for these items, and where necessary, repeats the analysis. A revised report is then issued for that sample if an error is discovered.

APPENDIX – A

**QUARTERLY
FIELD DATA SHEET**

Standard Verification Check

STD. PH Reading Date/Time Initial GROUND WATER MONITORING FIELD DATA SHEET
 4-Buffer 4.07 1-8-07/0855 ✓
 7-Buffer 7.00 1-8-07/0905 ✓
 FIRST QUARTER 2007
 SAMPLING

(PG. 1 OF 7)

Date	Well Number	WL w/Probe Pre-Sample	WL w/Probe Post Sample	Reading 1st Cond.	Reading 2nd Cond.	Reading Stable Cond.	Reading Ending Cond.
1-8-07	509-D			2,950	3,440	3,890	4,200
				1st pH 6.77	2nd pH 6.84	Stable pH 6.79	Ending pH 6.44
		75.39'	75.43'	1st Temp. 11.4	2nd Temp. 11.7	Stable Temp. 12.0	Ending Temp. 13.3
		Time 0955	Bubbler Start 5.004'	Bubbler End 4.996'	Comments: Conductivity is in $\mu\text{S/cm}$. Temperature is in $^{\circ}\text{C}$. PH is in standard units.		
Date	Well Number	WL w/Probe Pre-Sample	WL w/Probe Post Sample	Reading 1st Cond.	Reading 2nd Cond.	Reading Stable Cond.	Reading Ending Cond.
1-8-07	EPA-23			2,990	3,070	3,220	3,200
				1st pH 6.73	2nd pH 6.87	Stable pH 6.76	Ending pH 6.67
		52.28'	52.54'	1st Temp. 10.9	2nd Temp. 11.0	Stable Temp. 11.2	Ending Temp. 11.8
		Time 1027	Bubbler Start 9.652'	Bubbler End 9.404'	Comments:		
Date	Well Number	WL w/Probe Pre-Sample	WL w/Probe Post Sample	Reading 1st Cond.	Reading 2nd Cond.	Reading Stable Cond.	Reading Ending Cond.
1-8-07	803			3,290	4,440	4,460	4,650
				1st pH 6.40	2nd pH 6.45	Stable pH 6.48	Ending pH 6.43
		60.00'	60.14'	1st Temp. 12.0	2nd Temp. 11.9	Stable Temp. 12.1	Ending Temp. 13.3
		Time 1100	Bubbler Start 16.733'	Bubbler End 16.619'	Comments:		
Date	Well Number	WL w/Probe Pre-Sample	WL w/Probe Post Sample	Reading 1st Cond.	Reading 2nd Cond.	Reading Stable Cond.	Reading Ending Cond.
1-8-07	808			4,220	4,300	4,510	4,620
				1st pH 6.58	2nd pH 6.70	Stable pH 6.67	Ending pH 6.57
		47.60'	47.62'	1st Temp. 10.7	2nd Temp. 10.8	Stable Temp. 11.3	Ending Temp. 12.7
		Time 1130	Bubbler Start 16.085'	Bubbler End 15.998'	Comments:		
Date	Well Number	WL w/Probe Pre-Sample	WL w/Probe Post Sample	Reading 1st Cond.	Reading 2nd Cond.	Reading Stable Cond.	Reading Ending Cond.
1-8-07	802			3,220	4,680	5,080	5,630
				1st pH 6.69	2nd pH 7.02	Stable pH 6.75	Ending pH 6.55
		45.97'	46.00'	1st Temp. 13.4	2nd Temp. 13.2	Stable Temp. 12.9	Ending Temp. 12.7
		Time 1329	Bubbler Start 21.770'	Bubbler End 21.675'	Comments:		
Date	Well Number	WL w/Probe Pre-Sample	WL w/Probe Post Sample	Reading 1st Cond.	Reading 2nd Cond.	Reading Stable Cond.	Reading Ending Cond.
1-8-07	801			2,080	4,000	4,060	4,400
				1st pH 6.78	2nd pH 6.88	Stable pH 6.88	Ending pH 6.49
		49.55'	50.33'	1st Temp. 11.3	2nd Temp. 11.2	Stable Temp. 11.3	Ending Temp. 12.8
		Time 1356	Bubbler Start 12.093'	Bubbler End 11.315'	Comments:		

Standard Verification Check

STD. PH Reading Date/Time Initial GROUND WATER MONITORING FIELD DATA SHEET
 4-Buffer 4.05 1-9-07/0836 12
 7-Buffer 6.92 1-9-07/0840 12
 FIRST QUARTER 2007
 SAMPLING

(PG. 2 OF 7)

Date	Well Number	WL w/Probe Pre-Sample	WL w/Probe Post Sample	Reading 1st Cond.	Reading 2nd Cond.	Reading Stable Cond.	Reading Ending Cond.
1-8-07	GW-2	54.34'	54.63'	1st pH 6.53	2nd pH 6.58	Stable pH 6.60	Ending pH 6.56
	Time 1426	Bubbler Start 16.477'	Bubbler End 16.167'	1st Temp. 7.8	2nd Temp. 7.3	Stable Temp. 7.4	Ending Temp. 9.9
				Comments:			
Date	Well Number	WL w/Probe Pre-Sample	WL w/Probe Post Sample	Reading 1st Cond.	Reading 2nd Cond.	Reading Stable Cond.	Reading Ending Cond.
1-8-07	632	42.88'	43.00'	1st pH 6.71	2nd pH 6.85	Stable pH 6.63	Ending pH 6.38
	Time 1504	Bubbler Start 14.265'	Bubbler End 13.255'	1st Temp. 11.8	2nd Temp. 11.7	Stable Temp. 11.7	Ending Temp. 12.8
				Comments:			
Date	Well Number	WL w/Probe Pre-Sample	WL w/Probe Post Sample	Reading 1st Cond.	Reading 2nd Cond.	Reading Stable Cond.	Reading Ending Cond.
1-9-07	GW-1	60.02'	60.00'	1st pH 6.68	2nd pH 6.86	Stable pH 7.06	Ending pH 6.91
	Time 0905	Bubbler Start 10.725'	Bubbler End 10.707'	1st Temp. 7.8	2nd Temp. 7.9	Stable Temp. 8.7	Ending Temp. 7.4
				Comments:			
Date	Well Number	WL w/Probe Pre-Sample	WL w/Probe Post Sample	Reading 1st Cond.	Reading 2nd Cond.	Reading Stable Cond.	Reading Ending Cond.
1-9-07	624	49.69'	49.60'	1st pH 6.91	2nd pH 6.98	Stable pH 6.95	Ending pH 6.62
	Time 0946	Bubbler Start 13.008'	Bubbler End 13.004'	1st Temp. 7.7	2nd Temp. 8.2	Stable Temp. 9.3	Ending Temp. 11.5
				Comments:			
Date	Well Number	WL w/Probe Pre-Sample	WL w/Probe Post Sample	Reading 1st Cond.	Reading 2nd Cond.	Reading Stable Cond.	Reading Ending Cond.
1-9-07	624 DUPLICATE	49.60'	49.60'	1st pH 6.62	2nd pH 6.56	Stable pH 6.55	Ending pH 6.61
	Time 1008	Bubbler Start 13.004'	Bubbler End 13.002'	1st Temp. 11.5	2nd Temp. 11.2	Stable Temp. 11.1	Ending Temp. 11.5
				Comments:			
Date	Well Number	WL w/Probe Pre-Sample	WL w/Probe Post Sample	Reading 1st Cond.	Reading 2nd Cond.	Reading Stable Cond.	Reading Ending Cond.
1-9-07	SBL-1	50.07'	50.54'	1st pH 6.80	2nd pH 6.76	Stable pH 6.78	Ending pH 6.82
	Time 1034	Bubbler Start 9.736'	Bubbler End 9.228'	1st Temp. 8.8	2nd Temp. 9.6	Stable Temp. 10.2	Ending Temp. 10.6
				Comments:			

Standard Verification Check
 STD. PH Reading Date/Time Initial GROUND WATER MONITORING FIELD DATA SHEET
 4-Buffer 4.10 1-10-07/0824
 7-Buffer 6.97 1-10-07/0826
 FIRST QUARTER 2007
 SAMPLING

(PG. 3 OF 7)

Date	Well Number	WL w/Probe Pre-Sample	WL w/Probe Post Sample	1st Cond. Reading	2nd Cond. Reading	Stable Cond. Reading	Ending Cond. Reading
1-9-07	EPA-28	61.55'	61.70'	1st pH 6.70	2nd pH 6.86	Stable pH 7.08	Ending pH 6.84
		Bubbler Start	Bubbler End	1st Temp. 9.6	2nd Temp. 10.1	Stable Temp. 10.2	Ending Temp. 12.2
		8.902'	8.716'	Comments:			
		Time 1104					
Date	Well Number	WL w/Probe Pre-Sample	WL w/Probe Post Sample	1st Cond. Reading	2nd Cond. Reading	Stable Cond. Reading	Ending Cond. Reading
1-9-07	613	78.85'	79.48'	1st pH 3.36	2nd pH 3.32	Stable pH 3.22	Ending pH 3.00
		Bubbler Start	Bubbler End	1st Temp. 11.4	2nd Temp. 11.6	Stable Temp. 11.6	Ending Temp. 12.6
		5.880'	5.279'	Comments:			
		Time 1145					
Date	Well Number	WL w/Probe Pre-Sample	WL w/Probe Post Sample	1st Cond. Reading	2nd Cond. Reading	Stable Cond. Reading	Ending Cond. Reading
1-9-07	GW-3	51.22'	51.88'	1st pH 6.12	2nd pH 6.33	Stable pH 6.63	Ending pH 6.58
		Bubbler Start	Bubbler End	1st Temp. 14.0	2nd Temp. 13.7	Stable Temp. 13.5	Ending Temp. 14.0
		4.357'	3.724'	Comments:			
		Time 1326					
Date	Well Number	WL w/Probe Pre-Sample	WL w/Probe Post Sample	1st Cond. Reading	2nd Cond. Reading	Stable Cond. Reading	Ending Cond. Reading
1-9-07	EPA-25	52.24'	52.29'	1st pH 6.96	2nd pH 7.03	Stable pH 7.06	Ending pH 7.00
		Bubbler Start	Bubbler End	1st Temp. 14.1	2nd Temp. 13.5	Stable Temp. 13.2	Ending Temp. 13.3
		8.701'	8.609'	Comments:			
		Time 1407					
Date	Well Number	WL w/Probe Pre-Sample	WL w/Probe Post Sample	1st Cond. Reading	2nd Cond. Reading	Stable Cond. Reading	Ending Cond. Reading
1-9-07	627	57.45'	57.43'	1st pH 7.15	2nd pH 7.23	Stable pH 7.33	Ending pH 7.09
		Bubbler Start	Bubbler End	1st Temp. 13.7	2nd Temp. 13.3	Stable Temp. 13.0	Ending Temp. 14.0
		5.142'	5.098'	Comments:			
		Time 1455					
Date	Well Number	WL w/Probe Pre-Sample	WL w/Probe Post Sample	1st Cond. Reading	2nd Cond. Reading	Stable Cond. Reading	Ending Cond. Reading
1-10-07	614	101.97'	102.48'	1st pH 6.45	2nd pH 6.57	Stable pH 7.10	Ending pH 6.49
		Bubbler Start	Bubbler End	1st Temp. 10.5	2nd Temp. 10.2	Stable Temp. 10.9	Ending Temp. 11.7
		4.505'	4.039'	Comments:			
		Time 0858					

Standard Verification Check

STD. PH Reading Date/Time Initial GROUND WATER MONITORING FIELD DATA SHEET
 4-Buffer 4.10 1-10-07/0824 12
 7-Buffer 6.97 1-10-07/0826 12
 FIRST QUARTER 2007
 SAMPLING

(PG. 4 OF 7)

Date	Well Number	WL w/Probe Pre-Sample	WL w/Probe Post Sample	Reading 1st Cond.	Reading 2nd Cond.	Reading Stable Cond.	Reading Ending Cond.
1-10-07	515-A	101.80'	105.85'	2,140	4,930	4,930	5,210
	Time 0943	Bubbler Start 7.421'	Bubbler End 3.435'	1st pH 6.46	2nd pH 6.43	Stable pH 6.51	Ending pH 5.57
				1st Temp. 11.3	2nd Temp. 11.3	Stable Temp. 11.3	Ending Temp. 12.1
				Comments:			
Date	Well Number	WL w/Probe Pre-Sample	WL w/Probe Post Sample	Reading 1st Cond.	Reading 2nd Cond.	Reading Stable Cond.	Reading Ending Cond.
1-10-07	604	100.71'	101.37'	2,160	4,450	4,560	4,580
	Time 1020	Bubbler Start 8.538'	Bubbler End 8.115'	1st pH 6.29	2nd pH 6.08	Stable pH 5.41	Ending pH 5.00
				1st Temp. 13.3	2nd Temp. 12.4	Stable Temp. 12.1	Ending Temp. 12.5
				Comments:			
Date	Well Number	WL w/Probe Pre-Sample	WL w/Probe Post Sample	Reading 1st Cond.	Reading 2nd Cond.	Reading Stable Cond.	Reading Ending Cond.
1-10-07	FIELD BLANK			6			
	Time 1114	Bubbler Start	Bubbler End	1st pH 6.53	2nd pH	Stable pH	Ending pH
				1st Temp. 9.0	2nd Temp.	Stable Temp.	Ending Temp.
				Comments:			
Date	Well Number	WL w/Probe Pre-Sample	WL w/Probe Post Sample	Reading 1st Cond.	Reading 2nd Cond.	Reading Stable Cond.	Reading Ending Cond.
	Time	Bubbler Start	Bubbler End	1st pH	2nd pH	Stable pH	Ending pH
				1st Temp.	2nd Temp.	Stable Temp.	Ending Temp.
				Comments:			
Date	Well Number	WL w/Probe Pre-Sample	WL w/Probe Post Sample	Reading 1st Cond.	Reading 2nd Cond.	Reading Stable Cond.	Reading Ending Cond.
1-15-07	TWQ-142	200.98'	202.10'	1,339	1,568	1,635	1,654
	Time 0950	Bubbler Start 19.844'	Bubbler End 19.095'	1st pH 7.36	2nd pH 7.44	Stable pH 7.52	Ending pH 7.79
				1st Temp. 5.1	2nd Temp. 5.3	Stable Temp. 5.7	Ending Temp. 7.1
				Comments:			
Date	Well Number	WL w/Probe Pre-Sample	WL w/Probe Post Sample	Reading 1st Cond.	Reading 2nd Cond.	Reading Stable Cond.	Reading Ending Cond.
1-15-07	504-B	164.20'	164.78'	2,420	3,250	5,750	5,310
	Time 1032	Bubbler Start 2.659'	Bubbler End 2.308'	1st pH 3.33	2nd pH 3.27	Stable pH 3.28	Ending pH 5.23
				1st Temp. 2.0	2nd Temp. 2.8	Stable Temp. 3.6	Ending Temp. 7.2
				Comments: Freeze line tubing froze up due to low temperature and will clear/blow line later on.			

Standard Verification Check

STD. PH Reading Date/Time Initial
 4-Buffer 3.98 1-15-07/0930 *MC*
 7-Buffer 7.08 1-15-07/0928 *MC*

GROUND WATER MONITORING FIELD DATA SHEET

FIRST QUARTER 2007
 SAMPLING

(PG. 5 OF 7)

Date	Well Number	WL w/Probe Pre-Sample	WL w/Probe Post Sample	Reading 1st Cond.	Reading 2nd Cond.	Reading Stable Cond.	Reading Ending Cond.
1-15-07	719			2,640	3,250	4,080	3,190
				1st pH 4.21	2nd pH 4.17	Stable pH 4.18	Ending pH 4.95
		163.35'	163.60'	1st Temp. 3.7	2nd Temp. 4.6	Stable Temp. 5.8	Ending Temp. 4.0
		Time 1108	Bubbler Start 1.728'	Bubbler End 1.244'	Comments: Freeze line tubing froze up due to low temperature and will clear/blow line later on.		
Date	Well Number	WL w/Probe Pre-Sample	WL w/Probe Post Sample	Reading 1st Cond.	Reading 2nd Cond.	Reading Stable Cond.	Reading Ending Cond.
1-16-07	717			2,390	5,080	5,140	5,350
				1st pH 6.08	2nd pH 6.21	Stable pH 6.48	Ending pH 6.07
		125.52'	126.00'	1st Temp. 5.6	2nd Temp. 5.7	Stable Temp. 7.2	Ending Temp. 9.4
		Time 1027	Bubbler Start 6.116'	Bubbler End 6.075'	Comments:		
Date	Well Number	WL w/Probe Pre-Sample	WL w/Probe Post Sample	Reading 1st Cond.	Reading 2nd Cond.	Reading Stable Cond.	Reading Ending Cond.
1-16-07	420			2,220	2,760	3,520	3,710
				1st pH 6.73	2nd pH 6.81	Stable pH 6.92	Ending pH 6.94
		142.20'	143.25'	1st Temp. 6.1	2nd Temp. 8.3	Stable Temp. 6.7	Ending Temp. 6.6
		Time 1100	Bubbler Start 1.075'	Bubbler End 1.074'	Comments:		
Date	Well Number	WL w/Probe Pre-Sample	WL w/Probe Post Sample	Reading 1st Cond.	Reading 2nd Cond.	Reading Stable Cond.	Reading Ending Cond.
1-16-07	NBL-1			3,310	3,940	4,130	4,220
				1st pH 6.79	2nd pH 6.87	Stable pH 6.97	Ending pH 6.36
		177.65'	177.70'	1st Temp. 9.6	2nd Temp. 9.9	Stable Temp. 10.2	Ending Temp. 10.7
		Time 1314	Bubbler Start 2.355'	Bubbler End 5.165'	Comments:		
Date	Well Number	WL w/Probe Pre-Sample	WL w/Probe Post Sample	Reading 1st Cond.	Reading 2nd Cond.	Reading Stable Cond.	Reading Ending Cond.
1-16-07	EPA-13			3,710	4,190	5,450	5,540
				1st pH 6.56	2nd pH 6.59	Stable pH 6.61	Ending pH 6.18
		166.20'	167.00'	1st Temp. 7.2	2nd Temp. 7.9	Stable Temp. 8.6	Ending Temp. 9.2
		Time 1345	Bubbler Start 6.659'	Bubbler End 5.869'	Comments:		
Date	Well Number	WL w/Probe Pre-Sample	WL w/Probe Post Sample	Reading 1st Cond.	Reading 2nd Cond.	Reading Stable Cond.	Reading Ending Cond.
1-16-07	EPA-2			2,260	2,700	2,830	2,870
				1st pH 6.45	2nd pH 6.64	Stable pH 6.77	Ending pH 6.74
		171.85'	172.32'	1st Temp. 10.4	2nd Temp. 10.6	Stable Temp. 10.7	Ending Temp. 11.8
		Time 1426	Bubbler Start 9.721'	Bubbler End 9.160'	Comments:		

Standard Verification Check				(PG. 6 OF 7)				Standard Verification Check			
STD.	PH Reading	Date/Time	Initial	GROUND WATER MONITORING FIELD DATA SHEET				STD.	PH Reading	Date/Time	Initial
4-Buffer	3.95	1-16-07/0945	MC	FIRST QUARTER 2007 SAMPLING				4-Buffer	3.97	1-17-07/0830	MC
7-Buffer	7.07	1-16-07/0950	MC					7-Buffer	7.05	1-17-07/0835	MC

Date	Well Number	WL w/Probe	WL w/Probe	Reading	Reading	Reading	Reading
		Pre-Sample	Post Sample	1st Cond.	2nd Cond.	Stable Cond.	Ending Cond.
1-16-07	EPA-2 DUPLICATE Time 1444			2,870	2,870	2,880	2,900
				1st pH	2nd pH	Stable pH	Ending pH
				6.74	6.75	6.73	6.74
				1st Temp.	2nd Temp.	Stable Temp.	Ending Temp.
1-17-07	711 Time 0910			11.8	11.7	11.6	12.0
				172.32'	172.58'		
				Bubbler Start	Bubbler End		
				9.160'	9.030'		
1-17-07	711 DUPLICATE Time 0934			Comments:			
				1st Cond.	2nd Cond.	Stable Cond.	Ending Cond.
				4,790	4,750	4,760	4,710
				1st pH	2nd pH	Stable pH	Ending pH
1-17-07	708 Time 1019			4.06	4.19	4.24	4.80
				181.06'	181.51'		
				Bubbler Start	Bubbler End		
				11.031'	10.365'		
1-17-07	FIELD BLANK Time 1134			Comments:			
				1st Cond.	2nd Cond.	Stable Cond.	Ending Cond.
				23			
				1st pH	2nd pH	Stable pH	Ending pH
1-17-07				5.74			
				1st Temp.	2nd Temp.	Stable Temp.	Ending Temp.
				6.4			
				Comments:			
				1st Cond.	2nd Cond.	Stable Cond.	Ending Cond.
				1st pH	2nd pH	Stable pH	Ending pH
				1st Temp.	2nd Temp.	Stable Temp.	Ending Temp.
				Comments:			

Standard Verification Check

STD. PH Reading Date/Time Initial GROUND WATER MONITORING FIELD DATA SHEET
 4-Buffer 4.08 1-23-07/0900
 7-Buffer 7.11 1-23-07/0858
 FIRST QUARTER 20 07
 SAMPLING

(PG. 7 OF 7)

Date	Well Number	WL w/Probe Pre-Sample	WL w/Probe Post Sample	Reading 1st Cond.	Reading 2nd Cond.	Reading Stable Cond.	Reading Ending Cond.
1-23-07	EPA-4			3,670	3,970	4,030	4,340
				1st pH 6.38	2nd pH 6.41	Stable pH 6.52	Ending pH 6.69
		204.52'	204.90'	1st Temp. 9.1	2nd Temp. 10.2	Stable Temp. 10.8	Ending Temp. 11.9
		Time 0938	Bubbler Start 18.228'	Bubbler End 17.909'	Comments:		
Date	Well Number	WL w/Probe Pre-Sample	WL w/Probe Post Sample	Reading 1st Cond.	Reading 2nd Cond.	Reading Stable Cond.	Reading Ending Cond.
1-23-07	EPA-5			2,640	3,320	4,470	4,450
				1st pH 6.40	2nd pH 6.17	Stable pH 5.98	Ending pH 6.00
		123.12'	123.43'	1st Temp. 10.7	2nd Temp. 10.4	Stable Temp. 10.4	Ending Temp. 12.0
		Time 1021	Bubbler Start 7.735'	Bubbler End 7.419'	Comments:		
Date	Well Number	WL w/Probe Pre-Sample	WL w/Probe Post Sample	Reading 1st Cond.	Reading 2nd Cond.	Reading Stable Cond.	Reading Ending Cond.
1-23-07	EPA-7			2,485	5,263	7,180	7,150
				1st pH 6.38	2nd pH 6.79	Stable pH 7.31	Ending pH 6.13
		112.82'	113.90'	1st Temp. 10.2	2nd Temp. 10.1	Stable Temp. 9.3	Ending Temp. 11.7
		Time 1054	Bubbler Start 14.182'	Bubbler End 13.247'	Comments:		
Date	Well Number	WL w/Probe Pre-Sample	WL w/Probe Post Sample	Reading 1st Cond.	Reading 2nd Cond.	Reading Stable Cond.	Reading Ending Cond.
1-23-07	EPA-14			2,031	4,452	5,230	5,380
				1st pH 4.53	2nd pH 4.56	Stable pH 5.97	Ending pH 4.61
		115.00'	114.95'	1st Temp. 9.2	2nd Temp. 9.8	Stable Temp. 10.4	Ending Temp. 11.7
		Time 1205	Bubbler Start 3.575'	Bubbler End 3.804'	Comments: Pump is functioning properly after screen is cleaned of accumulated sediment (first sample attempt failed on 1-17-07 due to this ongoing blockage problem). Also, pump is relocated/raised slightly (~1') to lessen contact with settled concentrated sediment.		
Date	Well Number	WL w/Probe Pre-Sample	WL w/Probe Post Sample	Reading 1st Cond.	Reading 2nd Cond.	Reading Stable Cond.	Reading Ending Cond.
1-23-07	FIELD BLANK			6			
				1st pH 6.23	2nd pH	Stable pH	Ending pH
				1st Temp. 9.3	2nd Temp.	Stable Temp.	Ending Temp.
		Time 1254	Bubbler Start	Bubbler End	Comments:		
Date	Well Number	WL w/Probe Pre-Sample	WL w/Probe Post Sample	Reading 1st Cond.	Reading 2nd Cond.	Reading Stable Cond.	Reading Ending Cond.
				1st pH	2nd pH	Stable pH	Ending pH
				1st Temp.	2nd Temp.	Stable Temp.	Ending Temp.
		Time	Bubbler Start	Bubbler End	Comments:		

Standard Verification Check

STD. PH Reading Date/Time Initial GROUND WATER MONITORING FIELD DATA SHEET
 4-Buffer 4.05 4-9-07/0907 ✓
 7-Buffer 7.12 4-9-07/0902 ✓

2ND QUARTER 2007
 SAMPLING

(PG. 1 OF 7)

Date	Well Number	WL w/Probe Pre-Sample	WL w/Probe Post Sample	Reading 1st Cond.	Reading 2nd Cond.	Reading Stable Cond.	Reading Ending Cond.
4-9-07	509-D	75.62'	75.38'	2,900	3,030	3,490	4,130
	Time	Bubbler Start	Bubbler End	1st pH	2nd pH	Stable pH	Ending pH
	0940	5.082'	5.071'	6.29	6.60	6.59	6.46
				1st Temp.	2nd Temp.	Stable Temp.	Ending Temp.
				10.2	10.0	11.4	11.9
				Comments: Conductivity is in $\mu\text{S/cm}$. Temperature is in $^{\circ}\text{C}$. PH is in standard units.			
Date	Well Number	WL w/Probe Pre-Sample	WL w/Probe Post Sample	Reading 1st Cond.	Reading 2nd Cond.	Reading Stable Cond.	Reading Ending Cond.
4-9-07	EPA-23	52.00'	52.32'	2,060	3,090	3,090	3,240
	Time	Bubbler Start	Bubbler End	1st pH	2nd pH	Stable pH	Ending pH
	1015	9.935'	9.672'	6.84	6.88	6.85	6.68
				1st Temp.	2nd Temp.	Stable Temp.	Ending Temp.
				11.5	11.5	11.5	12.9
				Comments:			
Date	Well Number	WL w/Probe Pre-Sample	WL w/Probe Post Sample	Reading 1st Cond.	Reading 2nd Cond.	Reading Stable Cond.	Reading Ending Cond.
4-9-07	803	59.80'	59.92'	2,490	3,890	4,260	4,750
	Time	Bubbler Start	Bubbler End	1st pH	2nd pH	Stable pH	Ending pH
	1044	17.018'	16.875'	6.77	6.70	6.63	6.53
				1st Temp.	2nd Temp.	Stable Temp.	Ending Temp.
				11.9	12.0	11.9	12.3
				Comments:			
Date	Well Number	WL w/Probe Pre-Sample	WL w/Probe Post Sample	Reading 1st Cond.	Reading 2nd Cond.	Reading Stable Cond.	Reading Ending Cond.
4-9-07	808	47.30'	47.30'	3,020	4,060	4,410	4,860
	Time	Bubbler Start	Bubbler End	1st pH	2nd pH	Stable pH	Ending pH
	1110	16.421'	16.282'	6.75	6.77	6.72	6.59
				1st Temp.	2nd Temp.	Stable Temp.	Ending Temp.
				12.5	12.5	12.5	13.1
				Comments:			
Date	Well Number	WL w/Probe Pre-Sample	WL w/Probe Post Sample	Reading 1st Cond.	Reading 2nd Cond.	Reading Stable Cond.	Reading Ending Cond.
4-9-07	802	45.80'	45.85'	2,080	4,510	5,020	5,800
	Time	Bubbler Start	Bubbler End	1st pH	2nd pH	Stable pH	Ending pH
	1124	21.910'	21.855'	7.22	7.10	6.68	6.58
				1st Temp.	2nd Temp.	Stable Temp.	Ending Temp.
				13.2	13.0	12.8	13.8
				Comments:			
Date	Well Number	WL w/Probe Pre-Sample	WL w/Probe Post Sample	Reading 1st Cond.	Reading 2nd Cond.	Reading Stable Cond.	Reading Ending Cond.
4-9-07	801	49.50'	50.28'	2,040	4,350	4,310	4,590
	Time	Bubbler Start	Bubbler End	1st pH	2nd pH	Stable pH	Ending pH
	1323	12.250'	11.419'	6.60	6.61	6.57	6.52
				1st Temp.	2nd Temp.	Stable Temp.	Ending Temp.
				12.9	12.9	12.6	12.5
				Comments:			

Standard Verification Check

STD. PH Reading Date/Time Initial
 4-Buffer 4.05 4-10-07/0825 12
 7-Buffer 7.09 4-10-07/0820 12

GROUND WATER MONITORING FIELD DATA SHEET
 2ND QUARTER 2007
 SAMPLING

(PG. 2 OF 7)

Date	Well Number	WL w/Probe Pre-Sample	WL w/Probe Post Sample	Reading 1st Cond.	Reading 2nd Cond.	Reading Stable Cond.	Reading Ending Cond.
4-9-07	GW-2	53.98'	54.57'	2,290	4,490	4,790	5,310
	Time	Bubbler Start	Bubbler End	1st pH	2nd pH	Stable pH	Ending pH
	1351	16.804'	16.239'	6.44	6.45	6.47	6.42
				1st Temp.	2nd Temp.	Stable Temp.	Ending Temp.
				10.0	9.9	9.6	11.8
				Comments:			
4-9-07	GW-1	59.85'	59.88'	2,080	2,350	4,090	5,010
	Time	Bubbler Start	Bubbler End	1st pH	2nd pH	Stable pH	Ending pH
	1422	10.865'	10.836'	7.00	7.15	7.29	6.74
				1st Temp.	2nd Temp.	Stable Temp.	Ending Temp.
				14.3	13.8	13.1	13.8
				Comments:			
4-9-07	632	42.62'	42.78'	4,220	4,670	4,790	5,420
	Time	Bubbler Start	Bubbler End	1st pH	2nd pH	Stable pH	Ending pH
	1450			6.90	6.81	6.67	6.47
				1st Temp.	2nd Temp.	Stable Temp.	Ending Temp.
				12.5	12.4	12.3	13.3
				Comments: Transducer (bubbler) malfunctioning.			
4-10-07	624	49.55'	49.58'	3,020	3,150	3,300	3,750
	Time	Bubbler Start	Bubbler End	1st pH	2nd pH	Stable pH	Ending pH
	0857	13.029'	13.011'	6.26	6.43	6.48	6.65
				1st Temp.	2nd Temp.	Stable Temp.	Ending Temp.
				11.1	11.1	11.1	11.8
				Comments:			
4-10-07	624 DUPLICATE	49.58'	49.57'	3,750	3,790	3,800	3,760
	Time	Bubbler Start	Bubbler End	1st pH	2nd pH	Stable pH	Ending pH
	0920	13.011'	13.006'	6.65	6.61	6.60	6.74
				1st Temp.	2nd Temp.	Stable Temp.	Ending Temp.
				11.8	11.9	11.8	11.5
				Comments:			
4-10-07	SBL-1	49.85'	50.45'	3,631	4,690	4,910	5,270
	Time	Bubbler Start	Bubbler End	1st pH	2nd pH	Stable pH	Ending pH
	0944	9.881'	9.376'	7.02	7.06	7.03	6.94
				1st Temp.	2nd Temp.	Stable Temp.	Ending Temp.
				11.2	11.2	11.2	12.1
				Comments:			

Date	Well Number	WL w/Probe Pre-Sample	WL w/Probe Post Sample	Reading 1st Cond.	Reading 2nd Cond.	Reading Stable Cond.	Reading Ending Cond.
4-10-07	EPA-28	61.42'	61.63'	2,500	3,360	3,400	3,700
	Time 1013	Bubbler Start 8.997'	Bubbler End 8.841'	1st pH 6.68	2nd pH 7.16	Stable pH 7.16	Ending pH 6.78
				1st Temp. 12.6	2nd Temp. 12.4	Stable Temp. 12.2	Ending Temp. 13.1
				Comments:			
Date	Well Number	WL w/Probe Pre-Sample	WL w/Probe Post Sample	Reading 1st Cond.	Reading 2nd Cond.	Reading Stable Cond.	Reading Ending Cond.
4-10-07	GW-3	51.17'	51.80'	2,350	3,160	3,240	4,030
	Time 1100	Bubbler Start 4.485'	Bubbler End 3.772'	1st pH 6.94	2nd pH 7.00	Stable pH 7.04	Ending pH 6.68
				1st Temp. 13.8	2nd Temp. 13.1	Stable Temp. 12.9	Ending Temp. 13.3
				Comments:			
Date	Well Number	WL w/Probe Pre-Sample	WL w/Probe Post Sample	Reading 1st Cond.	Reading 2nd Cond.	Reading Stable Cond.	Reading Ending Cond.
4-10-07	EPA-25	52.13'	52.23'	2,070	2,730	2,770	3,270
	Time 1141	Bubbler Start 8.760'	Bubbler End 8.676'	1st pH 6.73	2nd pH 6.85	Stable pH 6.99	Ending pH 6.92
				1st Temp. 13.8	2nd Temp. 13.5	Stable Temp. 13.0	Ending Temp. 12.8
				Comments:			
Date	Well Number	WL w/Probe Pre-Sample	WL w/Probe Post Sample	Reading 1st Cond.	Reading 2nd Cond.	Reading Stable Cond.	Reading Ending Cond.
4-10-07	627	57.20'	57.31'	3,280	3,720	3,750	3,880
	Time 1316	Bubbler Start 5.301'	Bubbler End 5.237'	1st pH 7.17	2nd pH 7.25	Stable pH 7.24	Ending pH 7.18
				1st Temp. 14.7	2nd Temp. 14.4	Stable Temp. 14.2	Ending Temp. 14.1
				Comments:			
Date	Well Number	WL w/Probe Pre-Sample	WL w/Probe Post Sample	Reading 1st Cond.	Reading 2nd Cond.	Reading Stable Cond.	Reading Ending Cond.
4-10-07	613	78.85'	79.42'	2,270	6,490	7,160	7,610
	Time 1358	Bubbler Start 5.959'	Bubbler End 5.336'	1st pH 3.56	2nd pH 3.43	Stable pH 3.25	Ending pH 3.02
				1st Temp. 13.7	2nd Temp. 13.6	Stable Temp. 12.9	Ending Temp. 13.9
				Comments:			
Date	Well Number	WL w/Probe Pre-Sample	WL w/Probe Post Sample	Reading 1st Cond.	Reading 2nd Cond.	Reading Stable Cond.	Reading Ending Cond.
4-10-07	EPA-14	115.26'	115.32'	3,480	3,990	4,010	4,190
	Time 1430	Bubbler Start	Bubbler End	1st pH 4.45	2nd pH 4.49	Stable pH 4.51	Ending pH 4.53
				1st Temp. 13.1	2nd Temp. 13.0	Stable Temp. 12.7	Ending Temp. 12.8
				Comments: Transducer (bubbler) malfunctioning.			

Standard Verification Check

STD. PH Reading Date/Time Initial GROUND WATER MONITORING FIELD DATA SHEET
 4-Buffer 4.06 4-11-07/0835 12
 7-Buffer 7.02 4-11-07/0845 12

2ND QUARTER 2007
 SAMPLING

(PG. 4 OF 7)

Date	Well Number	WL w/Probe Pre-Sample	WL w/Probe Post Sample	Reading 1st Cond.	Reading 2nd Cond.	Reading Stable Cond.	Reading Ending Cond.
4-10-07	717	125.67'	125.75'	3.310	3.410	3.420	3.980
	Time	Bubbler Start	Bubbler End	1st pH	2nd pH	Stable pH	Ending pH
	1459	5.907'	5.860'	6.08	6.31	6.48	6.04
				1st Temp.	2nd Temp.	Stable Temp.	Ending Temp.
				13.5	13.5	13.1	13.2
				Comments:			
Date	Well Number	WL w/Probe Pre-Sample	WL w/Probe Post Sample	Reading 1st Cond.	Reading 2nd Cond.	Reading Stable Cond.	Reading Ending Cond.
4-11-07	614	101.97'	102.52'	3.440	3.760	4.610	5.010
	Time	Bubbler Start	Bubbler End	1st pH	2nd pH	Stable pH	Ending pH
	0947	4.357'	3.942'	6.63	6.75	6.98	6.59
				1st Temp.	2nd Temp.	Stable Temp.	Ending Temp.
				10.2	10.5	11.1	11.7
				Comments:			
Date	Well Number	WL w/Probe Pre-Sample	WL w/Probe Post Sample	Reading 1st Cond.	Reading 2nd Cond.	Reading Stable Cond.	Reading Ending Cond.
4-11-07	515-A	101.91'	105.59'	3.950	4.890	4.960	5.140
	Time	Bubbler Start	Bubbler End	1st pH	2nd pH	Stable pH	Ending pH
	1025	7.426'	3.692'	6.58	6.57	6.55	5.61
				1st Temp.	2nd Temp.	Stable Temp.	Ending Temp.
				10.5	10.5	10.7	11.4
				Comments:			
Date	Well Number	WL w/Probe Pre-Sample	WL w/Probe Post Sample	Reading 1st Cond.	Reading 2nd Cond.	Reading Stable Cond.	Reading Ending Cond.
4-11-07	604	100.76'	101.26'	2.120	2.950	4.360	4.650
	Time	Bubbler Start	Bubbler End	1st pH	2nd pH	Stable pH	Ending pH
	1051	8.691'	8.267'	5.18	5.16	5.13	5.02
				1st Temp.	2nd Temp.	Stable Temp.	Ending Temp.
				10.9	11.8	11.2	12.0
				Comments:			
Date	Well Number	WL w/Probe Pre-Sample	WL w/Probe Post Sample	Reading 1st Cond.	Reading 2nd Cond.	Reading Stable Cond.	Reading Ending Cond.
4-11-07	FIELD BLANK			6			
	Time	Bubbler Start	Bubbler End	1st pH	2nd pH	Stable pH	Ending pH
	1145			6.45			
				1st Temp.	2nd Temp.	Stable Temp.	Ending Temp.
				12.5			
				Comments:			
Date	Well Number	WL w/Probe Pre-Sample	WL w/Probe Post Sample	Reading 1st Cond.	Reading 2nd Cond.	Reading Stable Cond.	Reading Ending Cond.
	Time	Bubbler Start	Bubbler End	1st pH	2nd pH	Stable pH	Ending pH
				1st Temp.	2nd Temp.	Stable Temp.	Ending Temp.
				Comments:			

Standard Verification Check

STD. PH Reading Date/Time Initial

4-Buffer 3.97 4-16-07/0844 re

7-Buffer 7.05 4-16-07/0847 re

GROUND WATER MONITORING FIELD DATA SHEET

2ND QUARTER 2007

SAMPLING

(PG. 5 OF 7)

Date	Well Number	WL w/Probe Pre-Sample	WL w/Probe Post Sample	1st Cond. Reading	2nd Cond. Reading	Stable Cond. Reading	Ending Cond. Reading
4-16-07	EPA-4	204.60'	205.00'	1st pH 6.51	2nd pH 6.50	Stable pH 6.51	Ending pH 6.60
	Time 0926	Bubbler Start 18.411'	Bubbler End 18.076'	1st Temp. 12.0	2nd Temp. 11.9	Stable Temp. 12.0	Ending Temp. 12.9
				Comments:			
Date	Well Number	WL w/Probe Pre-Sample	WL w/Probe Post Sample	1st Cond. Reading	2nd Cond. Reading	Stable Cond. Reading	Ending Cond. Reading
4-16-07	EPA-5	122.97'	123.33'	1st pH 5.86	2nd pH 5.81	Stable pH 5.82	Ending pH 5.90
	Time 1034	Bubbler Start 7.908'	Bubbler End 7.560'	1st Temp. 12.9	2nd Temp. 12.4	Stable Temp. 12.4	Ending Temp. 13.0
				Comments:			
Date	Well Number	WL w/Probe Pre-Sample	WL w/Probe Post Sample	1st Cond. Reading	2nd Cond. Reading	Stable Cond. Reading	Ending Cond. Reading
4-16-07	EPA-7	112.70'	113.63'	1st pH 6.77	2nd pH 6.85	Stable pH 6.92	Ending pH 6.03
	Time 1102	Bubbler Start 14.366'	Bubbler End 13.529'	1st Temp. 11.9	2nd Temp. 11.8	Stable Temp. 11.8	Ending Temp. 12.6
				Comments:			
Date	Well Number	WL w/Probe Pre-Sample	WL w/Probe Post Sample	1st Cond. Reading	2nd Cond. Reading	Stable Cond. Reading	Ending Cond. Reading
4-16-07	708	150.85'	151.50'	1st pH 2.89	2nd pH 2.87	Stable pH 2.84	Ending pH 3.89
	Time 1145	Bubbler Start 7.693'	Bubbler End 6.941'	1st Temp. 12.2	2nd Temp. 12.1	Stable Temp. 12.0	Ending Temp. 12.6
				Comments:			
Date	Well Number	WL w/Probe Pre-Sample	WL w/Probe Post Sample	1st Cond. Reading	2nd Cond. Reading	Stable Cond. Reading	Ending Cond. Reading
4-16-07	TWQ-142	200.80'	201.63'	1st pH 6.45	2nd pH 6.70	Stable pH 6.83	Ending pH 7.66
	Time 1302	Bubbler Start 19.795'	Bubbler End 19.218'	1st Temp. 14.2	2nd Temp. 13.5	Stable Temp. 13.0	Ending Temp. 13.2
				Comments:			
Date	Well Number	WL w/Probe Pre-Sample	WL w/Probe Post Sample	1st Cond. Reading	2nd Cond. Reading	Stable Cond. Reading	Ending Cond. Reading
4-16-07	711	180.46'	181.00'	1st pH 3.01	2nd pH 3.01	Stable pH 3.00	Ending pH 4.60
	Time 1332	Bubbler Start 11.660'	Bubbler End 11.183'	1st Temp. 13.3	2nd Temp. 13.2	Stable Temp. 12.6	Ending Temp. 12.6
				Comments:			

Standard Verification Check

STD. PH Reading Date/Time Initial GROUND WATER MONITORING FIELD DATA SHEET
 4-Buffer 3.98 4-17-07/0825 ✓
 7-Buffer 7.02 4-17-07/0830 ✓

2ND QUARTER 2007
 SAMPLING

(PG. 6 OF 7)

Date	Well Number	WL w/Probe Pre-Sample	WL w/Probe Post Sample	Reading 1st Cond.	Reading 2nd Cond.	Reading Stable Cond.	Reading Ending Cond.
4-16-07	711 DUPLICATE	181.00'	181.23'	4,450	4,500	4,510	4,540
	Time 1357	Bubbler Start 11.183'	Bubbler End 10.825'	1st pH 4.60	2nd pH 4.63	Stable pH 4.64	Ending pH 4.88
				1st Temp. 12.6	2nd Temp. 12.3	Stable Temp. 12.3	Ending Temp. 11.9
				Comments:			
4-16-07	EPA-2	171.68'	172.35'	2,210	2,760	2,870	2,860
	Time 1429	Bubbler Start 9.839'	Bubbler End 9.252'	1st pH 6.31	2nd pH 6.60	Stable pH 6.72	Ending pH 6.96
				1st Temp. 11.6	2nd Temp. 11.5	Stable Temp. 11.4	Ending Temp. 11.5
				Comments:			
4-16-07	EPA-2 DUPLICATE	172.35'	172.49'	2,860	2,880	2,880	2,850
	Time 1450	Bubbler Start 9.252'	Bubbler End 9.133'	1st pH 6.96	2nd pH 6.90	Stable pH 6.88	Ending pH 6.82
				1st Temp. 11.5	2nd Temp. 11.5	Stable Temp. 11.5	Ending Temp. 12.0
				Comments:			
4-17-07	NBL-1	178.17'	178.55'	2,290	3,610	4,070	4,060
	Time 0943	Bubbler Start 4.744'	Bubbler End 4.691'	1st pH 6.49	2nd pH 6.56	Stable pH 6.67	Ending pH 6.18
				1st Temp. 12.1	2nd Temp. 12.1	Stable Temp. 12.1	Ending Temp. 13.1
				Comments:			
4-17-07	504-B	164.88'	165.35'	2,110	3,690	5,040	5,210
	Time 1101	Bubbler Start 2.255'	Bubbler End 1.955'	1st pH 3.27	2nd pH 3.25	Stable pH 3.25	Ending pH 5.25
				1st Temp. 14.0	2nd Temp. 13.4	Stable Temp. 13.2	Ending Temp. 13.3
				Comments:			
4-17-07	719	163.85'		2,590	3,220	3,500	3,540
	Time 1141	Bubbler Start 1.369'	Bubbler End	1st pH 5.14	2nd pH 5.14	Stable pH 5.14	Ending pH 6.53
				1st Temp. 13.2	2nd Temp. 13.1	Stable Temp. 12.9	Ending Temp. 15.0
				Comments: Water level had dropped .5' or 6" from the 1st dr. sampling (pumped dry) & had to sample the next day (4-18-07) in order to collect the required volume of water for analysis			

Standard Verification Check

STD. PH Reading Date/Time Initial GROUND WATER MONITORING FIELD DATA SHEET
 4-Buffer 3.97 4-18-07/0835 2ND QUARTER 20 07
 7-Buffer 6.93 4-18-07/0845 SAMPLING

(PG. 7 OF 7)

Date	Well Number	WL w/Probe Pre-Sample	WL w/Probe Post Sample	Reading 1st Cond.	Reading 2nd Cond.	Reading Stable Cond.	Reading Ending Cond.
4-17-07	420	143.88'	143.95'	2,690	2,970	3,210	3,420
	Time 1306	Bubbler Start 0.555'	Bubbler End 0.493'	1st pH 6.84	2nd pH 6.89	Stable pH 6.99	Ending pH 6.98
				1st Temp. 14.0	2nd Temp. 13.7	Stable Temp. 13.4	Ending Temp. 13.6
				Comments:			
Date	Well Number	WL w/Probe Pre-Sample	WL w/Probe Post Sample	Reading 1st Cond.	Reading 2nd Cond.	Reading Stable Cond.	Reading Ending Cond.
4-17-07	EPA-13	166.22'	167.15'	3,510	4,890	5,250	5,291
	Time 1354	Bubbler Start 6.692'	Bubbler End 5.821'	1st pH 6.56	2nd pH 6.55	Stable pH 6.51	Ending pH 6.00
				1st Temp. 14.9	2nd Temp. 14.7	Stable Temp. 14.3	Ending Temp. 13.9
				Comments:			
Date	Well Number	WL w/Probe Pre-Sample	WL w/Probe Post Sample	Reading 1st Cond.	Reading 2nd Cond.	Reading Stable Cond.	Reading Ending Cond.
4-17-07	SBL-1	50.00'	50.50'	5,220	6,390	6,980	7,040
	Time 1442	Bubbler Start 9.758'	Bubbler End 9.277'	1st pH 6.74	2nd pH 6.80	Stable pH 6.81	Ending pH 6.51
				1st Temp. 16.6	2nd Temp. 14.9	Stable Temp. 14.9	Ending Temp. 14.1
				Comments: Recorded field data to this resample in order to collect ~1,490 ml. of water which was lost during transport (Lab notified me on 4-16-07).			
Date	Well Number	WL w/Probe Pre-Sample	WL w/Probe Post Sample	Reading 1st Cond.	Reading 2nd Cond.	Reading Stable Cond.	Reading Ending Cond.
4-18-07	517	102.44'	107.35'	2,080	4,110	4,630	4,650
	Time 0920	Bubbler Start 4.003'	Bubbler End 0.345'	1st pH 2.96	2nd pH 2.97	Stable pH 3.24	Ending pH 3.95
				1st Temp. 12.9	2nd Temp. 12.7	Stable Temp. 12.5	Ending Temp. 12.4
				Comments: Sampled well this 2nd-Qr. after extraction pump was pulled out and replaced with sampling unit on 4-17-07.			
Date	Well Number	WL w/Probe Pre-Sample	WL w/Probe Post Sample	Reading 1st Cond.	Reading 2nd Cond.	Reading Stable Cond.	Reading Ending Cond.
4-18-07	FIELD BLANK			13			
	Time 1125			1st pH 5.79	2nd pH	Stable pH	Ending pH
				1st Temp. 19.7	2nd Temp.	Stable Temp.	Ending Temp.
				Comments:			
Date	Well Number	WL w/Probe Pre-Sample	WL w/Probe Post Sample	Reading 1st Cond.	Reading 2nd Cond.	Reading Stable Cond.	Reading Ending Cond.
	Time	Bubbler Start	Bubbler End	1st pH	2nd pH	Stable pH	Ending pH
				1st Temp.	2nd Temp.	Stable Temp.	Ending Temp.
				Comments:			

APPENDIX B

QUARTERLY SAMPLING

SEMI-ANNUAL GROUND WATER MONITORING REPORT

JANUARY AND APRIL OF 2007

QA/QC CONTROLS

FIELD BLANKS

624 AND 624 DUPLICATE FOR SW ALLUVIUM

EPA-2 AND EPA-2 DUPLICATE FOR ZONE - 1

711 AND 711 DUPLICATE FOR ZONE - 3



LABORATORY ANALYTICAL REPORT

Client: United Nuclear Corp
Project: Zone 1
Lab ID: C07010492-004
Client Sample ID: Field Blank

Report Date: 02/21/07
Collection Date: 01/10/07 11:14
Date Received: 01/12/07
Matrix: Aqueous

Analyses	Result	Units	Qualifiers	RL	MCL/ QCL	Method	Analysis Date / By
MAJOR IONS							
Bicarbonate as HCO ₃	ND	mg/L		1		A2320 B	01/15/07 11:22 / jaj
Calcium	ND	mg/L		0.5		E200.7	01/18/07 13:58 / ts
Chloride	1	mg/L		1		E200.7	01/18/07 13:58 / ts
Magnesium	ND	mg/L		0.5		E200.7	01/18/07 13:58 / ts
Nitrogen, Ammonia as N	ND	mg/L		0.05		A4500-NH ₃ G	01/15/07 12:53 / jal
Nitrogen, Nitrate+Nitrite as N	ND	mg/L		0.1		E353.2	01/16/07 15:34 / jal
Potassium	ND	mg/L		0.5		E200.7	01/18/07 13:58 / ts
Sodium	1.8	mg/L		0.5		E200.7	01/18/07 13:58 / ts
Sulfate	2	mg/L		1		E200.7	01/18/07 13:58 / ts
PHYSICAL PROPERTIES							
pH	6.69	s.u.		0.01		A4500-H B	01/15/07 13:45 / lm
Solids, Total Dissolved TDS @ 180 C	ND	mg/L		10		A2540 C	01/15/07 16:38 / lm
METALS - TOTAL							
Aluminum	ND	mg/L		0.1		E200.8	01/16/07 16:29 / smf
Beryllium	ND	mg/L		0.01		E200.8	01/16/07 16:29 / smf
Cadmium	ND	mg/L		0.005		E200.8	01/15/07 14:40 / bas
Cobalt	ND	mg/L		0.01		E200.8	01/15/07 14:40 / bas
Lead	ND	mg/L		0.05		E200.8	01/15/07 14:40 / bas
Manganese	ND	mg/L		0.01		E200.8	01/15/07 14:40 / bas
Molybdenum	ND	mg/L		0.1		E200.8	01/15/07 14:40 / bas
Nickel	ND	mg/L		0.05		E200.8	01/15/07 14:40 / bas
Uranium	ND	mg/L		0.0003		E200.8	01/15/07 14:40 / bas
Vanadium	ND	mg/L		0.1		E200.8	01/15/07 14:40 / bas
METALS - SPECIATED							
Arsenic-III	ND	mg/L		0.001		A3114 B	01/16/07 13:55 / kes
Selenium-IV	ND	mg/L		0.001		A3114 B	01/16/07 10:23 / kes
RADIONUCLIDES - TOTAL							
Gross Alpha minus Rn & U	ND	pCi/L		1		E900.1	01/29/07 15:05 / res
Lead 210	ND	pCi/L		1.0		NERHL-65-4	01/15/07 12:00 / plj
Radium 226	ND	pCi/L		0.2		E903.0	01/29/07 14:08 / trs
Radium 228	ND	pCi/L		1.0		RA-05	01/23/07 12:54 / plj
Thorium 230	ND	pCi/L		0.2		E907.0	01/24/07 15:00 / dmf
DATA QUALITY							
A/C Balance (± 5)	5.11	%				Calculation	02/21/07 13:00 / tjp
Anions	0.087	meq/L				Calculation	02/21/07 13:00 / tjp
Cations	0.096	meq/L				Calculation	02/21/07 13:00 / tjp

- The ion balance is not appropriate for near blank results.

Report RL - Analyte reporting limit.
Definitions: QCL - Quality control limit.

MCL - Maximum contaminant level.
ND - Not detected at the reporting limit.



LABORATORY ANALYTICAL REPORT

Client: United Nuclear Corp
Project: Zone 1
Lab ID: C07010492-004
Client Sample ID: Field Blank

Report Date: 02/21/07
Collection Date: 01/10/07 11:14
Date Received: 01/12/07
Matrix: Aqueous

Analyses	Result	Units	Qualifiers	RL	MCL/ QCL	Method	Analysis Date / By
VOLATILE ORGANIC COMPOUNDS							
Bromodichloromethane	0.67	ug/L		0.50		E624	01/17/07 01:54 / jlr
Bromoform	1.52	ug/L		0.50		E624	01/17/07 01:54 / jlr
Chlorodibromomethane	1.40	ug/L		0.50		E624	01/17/07 01:54 / jlr
Chloroform	0.75	ug/L		0.50		E624	01/17/07 01:54 / jlr
Trihalomethanes, Total	4.34	ug/L		0.50		E624	01/17/07 01:54 / jlr
Surr: 1,2-Dichlorobenzene-d4	98.0	%REC			80-120	E624	01/17/07 01:54 / jlr
Surr: Dibromofluoromethane	98.0	%REC			80-120	E624	01/17/07 01:54 / jlr
Surr: p-Bromofluorobenzene	90.0	%REC			80-120	E624	01/17/07 01:54 / jlr
Surr: Toluene-d8	94.0	%REC			80-120	E624	01/17/07 01:54 / jlr

- This analysis has been confirmed through the analysis of an alternate sample vial.

Report RL - Analyte reporting limit.
Definitions: QCL - Quality control limit.

MCL - Maximum contaminant level.
ND - Not detected at the reporting limit.



LABORATORY ANALYTICAL REPORT

Client: United Nuclear Corporation
Project: Zone 1
Lab ID: C07010803-004
Client Sample ID: Field Blank

Report Date: 02/20/07
Collection Date: 01/17/07 11:34
Date Received: 01/22/07
Matrix: Aqueous

Analyses	Result	Units	Qualifiers	RL	MCL/ QCL	Method	Analysis Date / By
MAJOR IONS							
Bicarbonate as HCO ₃	2	mg/L		1		A2320 B	01/23/07 08:59 / jaj
Calcium	ND	mg/L		0.5		E200.7	01/23/07 15:48 / ts
Chloride	1	mg/L		1		E200.7	01/23/07 15:48 / ts
Magnesium	ND	mg/L		0.5		E200.7	01/23/07 15:48 / ts
Nitrogen, Ammonia as N	ND	mg/L		0.05		A4500-NH ₃ G	01/25/07 14:18 / ljl
Nitrogen, Nitrate+Nitrite as N	ND	mg/L		0.1		E353.2	01/24/07 12:04 / ljl
Potassium	ND	mg/L		0.5		E200.7	01/23/07 15:48 / ts
Sodium	2.2	mg/L		0.5		E200.7	01/23/07 15:48 / ts
Sulfate	1	mg/L		1		E200.7	01/23/07 15:48 / ts
PHYSICAL PROPERTIES							
pH	7.34	s.u.		0.01		A4500-H B	01/23/07 08:15 / lm
Solids, Total Dissolved TDS @ 180 C	ND	mg/L		10		A2540 C	01/23/07 08:58 / lm
METALS - TOTAL							
Aluminum	ND	mg/L		0.1		E200.8	01/23/07 19:33 / bws
Beryllium	ND	mg/L		0.01		E200.8	01/24/07 21:54 / bws
Cadmium	ND	mg/L		0.005		E200.8	01/23/07 19:33 / bws
Cobalt	ND	mg/L		0.01		E200.8	01/23/07 19:33 / bws
Lead	ND	mg/L		0.05		E200.8	01/23/07 19:33 / bws
Manganese	ND	mg/L		0.01		E200.8	01/23/07 19:33 / bws
Molybdenum	ND	mg/L		0.1		E200.8	01/23/07 19:33 / bws
Nickel	ND	mg/L		0.05		E200.8	01/23/07 19:33 / bws
Uranium	ND	mg/L		0.0003		E200.8	01/24/07 21:54 / bws
Vanadium	ND	mg/L		0.1		E200.8	01/23/07 19:33 / bws
METALS - SPECIATED							
Arsenic-III	ND	mg/L		0.001		A3114 B	02/09/07 13:37 / kes
Selenium-IV	ND	mg/L		0.001		A3114 B	02/10/07 15:37 / kes
RADIONUCLIDES - TOTAL							
Gross Alpha minus Rn & U	ND	pCi/L		1.0		E900.1	02/02/07 16:00 / res
Lead 210	ND	pCi/L		1.0		NERHL-65-4	01/24/07 12:00 / plj
Radium 226	ND	pCi/L		0.2		E903.0	02/05/07 14:34 / trs
Radium 228	ND	pCi/L		1.0		RA-05	01/30/07 15:09 / plj
Thorium 230	ND	pCi/L		0.2		E907.0	01/26/07 15:00 / dmf
DATA QUALITY							
A/C Balance (± 5)	5.28	%				Calculation	01/25/07 13:39 / cp
Anions	0.106	meq/L				Calculation	01/25/07 13:39 / cp
Cations	0.118	meq/L				Calculation	01/25/07 13:39 / cp
Solids, Total Dissolved Calculated	ND					Calculation	01/25/07 13:39 / cp
TDS Balance (0.80 - 1.20)	ND					Calculation	01/25/07 13:39 / cp
- The ion balance is not appropriate for near blank results.							

Report RL - Analyte reporting limit.
Definitions: QCL - Quality control limit.

MCL - Maximum contaminant level.
ND - Not detected at the reporting limit.



LABORATORY ANALYTICAL REPORT

Client: United Nuclear Corporation
Project: Zone 1
Lab ID: C07010803-004
Client Sample ID: Field Blank

Report Date: 02/20/07
Collection Date: 01/17/07 11:34
Date Received: 01/22/07
Matrix: Aqueous

Analyses	Result	Units	Qualifiers	RL	MCL/ QCL	Method	Analysis Date / By
VOLATILE ORGANIC COMPOUNDS							
Bromodichloromethane	0.56	ug/L		0.50		E624	01/23/07 20:25 / dkh
Bromoform	1.02	ug/L		0.50		E624	01/23/07 20:25 / dkh
Chlorodibromomethane	1.11	ug/L		0.50		E624	01/23/07 20:25 / dkh
Chloroform	0.62	ug/L		0.50		E624	01/23/07 20:25 / dkh
Trihalomethanes, Total	3.30	ug/L		0.50		E624	01/23/07 20:25 / dkh
Surr: 1,2-Dichlorobenzene-d4	97.0	%REC			80-120	E624	01/23/07 20:25 / dkh
Surr: Dibromofluoromethane	110	%REC			80-120	E624	01/23/07 20:25 / dkh
Surr: p-Bromofluorobenzene	102	%REC			80-120	E624	01/23/07 20:25 / dkh
Surr: Toluene-d8	102	%REC			80-120	E624	01/23/07 20:25 / dkh

- This analysis has been confirmed through the analysis of an alternate sample vial.

Report RL - Analyte reporting limit.
Definitions: QCL - Quality control limit.

MCL - Maximum contaminant level.
ND - Not detected at the reporting limit.



LABORATORY ANALYTICAL REPORT

Client: United Nuclear Corp
Project: Zone 3
Lab ID: C07010984-002
Client Sample ID: Field Blank

Report Date: 03/02/07
Collection Date: 01/23/07 12:54
Date Received: 01/25/07
Matrix: Aqueous

Analyses	Result	Units	Qualifiers	RL	MCL/ QCL	Method	Analysis Date / By
MAJOR IONS							
Bicarbonate as HCO ₃	1	mg/L		1		A2320 B	01/26/07 09:56 / jaj
Calcium	ND	mg/L		0.5		E200.7	01/30/07 17:03 / ts
Chloride	ND	mg/L		1		E200.7	01/30/07 17:03 / ts
Magnesium	ND	mg/L		0.5		E200.7	01/30/07 17:03 / ts
Nitrogen, Ammonia as N	0.05	mg/L		0.05		A4500-NH ₃ G	01/29/07 11:59 / jal
Nitrogen, Nitrate+Nitrite as N	ND	mg/L		0.1		E353.2	01/30/07 14:39 / ljl
Potassium	ND	mg/L		0.5		E200.7	01/30/07 17:03 / ts
Sodium	1.5	mg/L		0.5		E200.7	01/30/07 17:03 / ts
Sulfate	ND	mg/L		1		E200.7	01/30/07 17:03 / ts
PHYSICAL PROPERTIES							
pH	6.90	s.u.		0.01		A4500-H B	01/25/07 18:34 / lm
Solids, Total Dissolved TDS @ 180 C	ND	mg/L		10		A2540 C	01/25/07 17:09 / lm
METALS - TOTAL							
Aluminum	ND	mg/L		0.1		E200.8	01/26/07 12:24 / bws
Beryllium	ND	mg/L		0.01		E200.8	01/26/07 20:08 / bws
Cadmium	ND	mg/L		0.005		E200.8	01/26/07 12:24 / bws
Cobalt	ND	mg/L		0.01		E200.8	01/26/07 12:24 / bws
Lead	ND	mg/L		0.05		E200.8	01/26/07 12:24 / bws
Manganese	ND	mg/L		0.01		E200.8	01/26/07 12:24 / bws
Molybdenum	ND	mg/L		0.1		E200.8	01/26/07 12:24 / bws
Nickel	ND	mg/L		0.05		E200.8	01/26/07 12:24 / bws
Uranium	ND	mg/L		0.0003		E200.8	01/26/07 12:24 / bws
Vanadium	ND	mg/L		0.1		E200.8	01/26/07 12:24 / bws
METALS - SPECIATED							
Arsenic-III	ND	mg/L		0.001		A3114 B	02/14/07 13:43 / kes
Selenium-IV	ND	mg/L		0.001		A3114 B	02/10/07 16:25 / kes
RADIONUCLIDES - TOTAL							
Gross Alpha minus Rn & U	ND	pCi/L		1.0		E900.1	02/14/07 08:21 / res
Lead 210	ND	pCi/L		1.0		NERHL-65-4	01/30/07 12:00 / plj
Radium 226	ND	pCi/L		0.2		E903.0	02/12/07 12:38 / trs
Radium 228	ND	pCi/L		1.0		RA-05	02/06/07 17:17 / plj
Thorium 230	ND	pCi/L		0.2		E907.0	01/26/07 15:00 / dmf

Report RL - Analyte reporting limit.
Definitions: QCL - Quality control limit.

MCL - Maximum contaminant level.
ND - Not detected at the reporting limit.



LABORATORY ANALYTICAL REPORT

Client: United Nuclear Corp
Project: Zone 3
Lab ID: C07010984-002
Client Sample ID: Field Blank

Report Date: 03/02/07
Collection Date: 01/23/07 12:54
Date Received: 01/25/07
Matrix: Aqueous

Analyses	Result	Units	Qualifiers	RL	MCL/ QCL	Method	Analysis Date / By
DATA QUALITY							
A/C Balance (± 5)	24.7	%				Calculation	03/01/07 15:12 / tjp
Anions	0.049	meq/L				Calculation	03/01/07 15:12 / tjp
Cations	0.081	meq/L				Calculation	03/01/07 15:12 / tjp
- The ion balance is not appropriate for near blank results.							
VOLATILE ORGANIC COMPOUNDS							
Bromodichloromethane	0.58	ug/L		0.50		E624	01/26/07 20:25 / jlr
Bromoform	0.91	ug/L		0.50		E624	01/26/07 20:25 / jlr
Chlorodibromomethane	1.03	ug/L		0.50		E624	01/26/07 20:25 / jlr
Chloroform	ND	ug/L		0.50		E624	01/26/07 20:25 / jlr
Trihalomethanes, Total	2.52	ug/L		0.50		E624	01/26/07 20:25 / jlr
Surr: 1,2-Dichlorobenzene-d4	102	%REC			80-120	E624	01/26/07 20:25 / jlr
Surr: Dibromofluoromethane	81.0	%REC			80-120	E624	01/26/07 20:25 / jlr
Surr: p-Bromofluorobenzene	99.0	%REC			80-120	E624	01/26/07 20:25 / jlr
Surr: Toluene-d8	102	%REC			80-120	E624	01/26/07 20:25 / jlr

Report RL - Analyte reporting limit.
Definitions: QCL - Quality control limit.

MCL - Maximum contaminant level.
ND - Not detected at the reporting limit.



LABORATORY ANALYTICAL REPORT

Client: United Nuclear Corp
Project: Zone 1
Lab ID: C07040670-004
Client Sample ID: Field Blank

Report Date: 05/09/07
Collection Date: 04/11/07 11:45
Date Received: 04/13/07
Matrix: Aqueous

Analyses	Result	Units	Qualifiers	RL	MCL/ QCL	Method	Analysis Date / By
MAJOR IONS							
Bicarbonate as HCO ₃	2	mg/L		1		A2320 B	04/16/07 13:33 / jaj
Calcium	ND	mg/L		0.5		E200.7	04/19/07 16:26 / ts
Chloride	1	mg/L		1		E200.7	04/19/07 16:26 / ts
Magnesium	ND	mg/L		0.5		E200.7	04/19/07 16:26 / ts
Nitrogen, Ammonia as N	ND	mg/L		0.05		A4500-NH ₃ G	04/17/07 11:46 / jal
Nitrogen, Nitrate+Nitrite as N	ND	mg/L		0.1		E353.2	04/16/07 14:32 / ljl
Potassium	ND	mg/L		0.5		E200.7	04/19/07 16:26 / ts
Sodium	2.2	mg/L		0.5		E200.7	04/19/07 16:26 / ts
Sulfate	1	mg/L		1		E200.7	04/19/07 16:26 / ts
PHYSICAL PROPERTIES							
pH	6.64	s.u.		0.01		A4500-H B	04/16/07 10:24 / bas
Solids, Total Dissolved TDS @ 180 C	ND	mg/L		10		A2540 C	04/16/07 12:52 / bas
METALS - TOTAL							
Aluminum	ND	mg/L		0.1		E200.8	04/19/07 02:44 / sml
Beryllium	ND	mg/L		0.01		E200.8	04/18/07 03:30 / sml
Cadmium	ND	mg/L		0.005		E200.8	04/17/07 00:32 / sml
Cobalt	ND	mg/L		0.01		E200.8	04/17/07 00:32 / sml
Lead	ND	mg/L		0.05		E200.8	04/17/07 00:32 / sml
Manganese	ND	mg/L		0.01		E200.8	04/17/07 00:32 / sml
Molybdenum	ND	mg/L		0.1		E200.8	04/17/07 00:32 / sml
Nickel	ND	mg/L		0.05		E200.8	04/17/07 00:32 / sml
Uranium	ND	mg/L		0.0003		E200.8	04/18/07 03:30 / sml
Vanadium	ND	mg/L		0.1		E200.8	04/17/07 00:32 / sml
METALS - SPECIATED							
Arsenic-III	ND	mg/L		0.001		A3114 B	04/26/07 13:32 / kes
Selenium-IV	ND	mg/L		0.001		A3114 B	04/25/07 16:20 / kes
RADIONUCLIDES - TOTAL							
Gross Alpha minus Rn & U	ND	pCi/L		1.0		E900.1	04/27/07 16:20 / res
Lead 210	ND	pCi/L		1.0		NERHL-65-4	04/18/07 12:00 / plj
Radium 226	ND	pCi/L		0.2		E903.0	04/30/07 15:52 / trs
Radium 228	ND	pCi/L		1.0		RA-05	04/24/07 16:24 / plj
Thorium 230	ND	pCi/L		0.2		E907.0	04/23/07 15:00 / dmf

Report RL - Analyte reporting limit.
Definitions: QCL - Quality control limit.

MCL - Maximum contaminant level.
ND - Not detected at the reporting limit.



LABORATORY ANALYTICAL REPORT

Client: United Nuclear Corp
Project: Zone 1
Lab ID: C07040670-004
Client Sample ID: Field Blank

Report Date: 05/09/07
Collection Date: 04/11/07 11:45
Date Received: 04/13/07
Matrix: Aqueous

Analyses	Result	Units	Qualifiers	RL	MCL/ QCL	Method	Analysis Date / By
DATA QUALITY							
A/C Balance (± 5)	-3.96	%				Calculation	04/20/07 14:24 / bws
Anions	0.113	meq/L				Calculation	04/20/07 14:24 / bws
Cations	0.104	meq/L				Calculation	04/20/07 14:24 / bws
Solids, Total Dissolved Calculated	ND					Calculation	04/20/07 14:24 / bws
TDS Balance (0.80 - 1.20)	ND					Calculation	04/20/07 14:24 / bws
- The ion balance is not appropriate for near blank results.							
VOLATILE ORGANIC COMPOUNDS							
Bromodichloromethane	0.89	ug/L		0.50		E624	04/21/07 06:37 / dkh
Bromoform	1.20	ug/L		0.50		E624	04/21/07 06:37 / dkh
Chlorodibromomethane	1.34	ug/L		0.50		E624	04/21/07 06:37 / dkh
Chloroform	1.06	ug/L		0.50		E624	04/21/07 06:37 / dkh
Trihalomethanes, Total	4.50	ug/L		0.50		E624	04/21/07 06:37 / dkh
Surr: 1,2-Dichlorobenzene-d4	100	%REC			80-120	E624	04/21/07 06:37 / dkh
Surr: Dibromofluoromethane	94.0	%REC			80-120	E624	04/21/07 06:37 / dkh
Surr: p-Bromofluorobenzene	104	%REC			80-120	E624	04/21/07 06:37 / dkh
Surr: Toluene-d8	99.0	%REC			80-120	E624	04/21/07 06:37 / dkh

Report RL - Analyte reporting limit.
Definitions: QCL - Quality control limit.

MCL - Maximum contaminant level.
ND - Not detected at the reporting limit.



LABORATORY ANALYTICAL REPORT

Client: United Nuclear Corp
Project: Zone 3
Lab ID: C07040987-009
Client Sample ID: Field Blank

Report Date: 06/07/07
Collection Date: 04/18/07 11:25
Date Received: 04/20/07
Matrix: Aqueous

Analyses	Result	Units	Qualifiers	RL	MCL/ QCL	Method	Analysis Date / By
MAJOR IONS							
Bicarbonate as HCO ₃	4	mg/L		1		A2320 B	04/23/07 09:15 / jaj
Calcium	ND	mg/L		0.5		E200.7	04/26/07 13:17 / ts
Chloride	ND	mg/L		1		E200.7	04/26/07 13:17 / ts
Magnesium	ND	mg/L		0.5		E200.7	04/26/07 13:17 / ts
Nitrogen, Ammonia as N	ND	mg/L		0.05		A4500-NH ₃ G	04/24/07 13:44 / jal
Nitrogen, Nitrate+Nitrite as N	ND	mg/L		0.1		E353.2	04/23/07 14:29 / jal
Potassium	ND	mg/L		0.5		E200.7	04/26/07 13:17 / ts
Sodium	2.2	mg/L		0.5		E200.7	04/26/07 13:17 / ts
Sulfate	2	mg/L		1		E200.7	04/26/07 13:17 / ts
PHYSICAL PROPERTIES							
pH	7.00	s.u.		0.01		A4500-H B	04/23/07 10:14 / bas
Solids, Total Dissolved TDS @ 180 C	ND	mg/L		10		A2540 C	04/23/07 15:54 / bas
METALS - TOTAL							
Aluminum	ND	mg/L		0.1		E200.7	04/26/07 13:17 / ts
Beryllium	ND	mg/L		0.01		E200.8	04/26/07 03:00 / sml
Cadmium	ND	mg/L		0.005		E200.8	04/26/07 03:00 / sml
Cobalt	ND	mg/L		0.01		E200.8	04/26/07 03:00 / sml
Lead	ND	mg/L		0.05		E200.8	04/26/07 03:00 / sml
Manganese	ND	mg/L		0.01		E200.8	04/26/07 03:00 / sml
Molybdenum	ND	mg/L		0.1		E200.8	04/26/07 03:00 / sml
Nickel	ND	mg/L		0.05		E200.8	04/26/07 03:00 / sml
Uranium	ND	mg/L		0.0003		E200.8	04/26/07 03:00 / sml
Vanadium	ND	mg/L		0.1		E200.8	04/26/07 03:00 / sml
METALS - SPECIATED							
Arsenic-III	ND	mg/L		0.001		A3114 B	05/05/07 12:38 / kes
Selenium-IV	ND	mg/L		0.001		A3114 B	05/11/07 08:31 / kes
RADIONUCLIDES - TOTAL							
Gross Alpha minus Rn & U	ND	pCi/L		1.0		E900.1	05/11/07 14:35 / res
Lead 210	ND	pCi/L		1.0		NERHL-65-4	04/25/07 12:30 / plj
Radium 226	ND	pCi/L		0.2		E903.0	05/08/07 13:29 / trs
Radium 228	ND	pCi/L		1.0		RA-05	05/03/07 12:10 / plj
Thorium 230	ND	pCi/L		0.2		E907.0	05/01/07 15:00 / dmf
DATA QUALITY							
A/C Balance (± 5)	-8.76	%				Calculation	04/27/07 12:37 / bws
Anions	0.120	meq/L				Calculation	04/27/07 12:37 / bws
Cations	0.101	meq/L				Calculation	04/27/07 12:37 / bws

- The ion balance is not appropriate for near blank results

Report RL - Analyte reporting limit.
Definitions: QCL - Quality control limit.

MCL - Maximum contaminant level.
ND - Not detected at the reporting limit.



LABORATORY ANALYTICAL REPORT

Client: United Nuclear Corp
Project: Zone 3
Lab ID: C07040987-009
Client Sample ID: Field Blank

Report Date: 06/07/07
Collection Date: 04/18/07 11:25
Date Received: 04/20/07
Matrix: Aqueous

Analyses	Result	Units	Qualifiers	RL	MCL/ QCL	Method	Analysis Date / By
VOLATILE ORGANIC COMPOUNDS							
Bromodichloromethane	ND	ug/L		0.50		E624	04/24/07 04:22 / jlr
Bromoform	ND	ug/L		0.50		E624	04/24/07 04:22 / jlr
Chlorodibromomethane	ND	ug/L		0.50		E624	04/24/07 04:22 / jlr
Chloroform	ND	ug/L		0.50		E624	04/24/07 04:22 / jlr
Trihalomethanes, Total	ND	ug/L		0.50		E624	04/24/07 04:22 / jlr
Surr: 1,2-Dichlorobenzene-d4	105	%REC			80-120	E624	04/24/07 04:22 / jlr
Surr: Dibromofluoromethane	110	%REC			80-120	E624	04/24/07 04:22 / jlr
Surr: p-Bromofluorobenzene	96.0	%REC			80-120	E624	04/24/07 04:22 / jlr
Surr: Toluene-d8	101	%REC			80-120	E624	04/24/07 04:22 / jlr

Report RL - Analyte reporting limit.
Definitions: QCL - Quality control limit.

MCL - Maximum contaminant level.
ND - Not detected at the reporting limit.

UNC Mining and Milling ChurchRock Operations
GroundWater Monitoring Summary: Alluvium Monitor Wells

Well ID:		624	624	624	624
Collection Date:		4/10/2007	1/9/2007	10/3/2006	7/18/2006
Receive Date:		4/11/2007	1/10/2007	10/6/2006	7/21/2006
Report Date:		6/5/2007	2/21/2007	11/8/2006	8/21/2006
Analyte	Units	C07040656-010	C07010481-010	C06100367-010	C06070992-010
Bicarbonate as HCO ₃	mg/L	1380	1360	1100	1360
Calcium	mg/L	693	704	682	713
Chloride	mg/L	182	168	144	178
Magnesium	mg/L	427	437	419	443
Nitrogen, Ammonia as N	mg/L	ND(0.05)	ND(0.05)	0.08	0.05
Nitrogen, Nitrate+Nitrite as N	mg/L	82	74	76	82
Potassium	mg/L	8.1	6.9	6.2	6.9
Sodium	mg/L	226	226	231	260
Sulfate	mg/L	2150	2250	2100	2300
pH	s.u.	6.75	6.82	6.72	6.89
Solids, Total Dissolved TDS @ 180 C	mg/L	5090	5130	4920	5030
Aluminum	mg/L	ND(0.1)	ND(0.1)	ND(0.1)	ND(0.1)
Beryllium	mg/L	ND(0.01)	ND(0.01)	ND(0.01)	ND(0.01)
Cadmium	mg/L	ND(0.005)	ND(0.005)	ND(0.005)	ND(0.005)
Cobalt	mg/L	ND(0.01)	ND(0.01)	ND(0.01)	ND(0.01)
Lead	mg/L	ND(0.05)	ND(0.05)	ND(0.05)	ND(0.05)
Manganese	mg/L	0.09	0.09	0.09	0.09
Molybdenum	mg/L	ND(0.1)	ND(0.1)	ND(0.1)	ND(0.1)
Nickel	mg/L	ND(0.05)	ND(0.05)	ND(0.05)	ND(0.05)
Uranium	mg/L	0.0308	0.0313	0.0328	0.0326
Vanadium	mg/L	ND(0.1)	ND(0.1)	ND(0.1)	ND(0.1)
Arsenic-III	mg/L	ND(0.001)	ND(0.001)	ND(0.001)	ND(0.001)
Selenium-IV	mg/L	ND(0.001)	ND(0.001)	ND(0.001)	ND(0.001)
Gross Alpha minus Rn & U	pCi/L	ND(1.0)	ND(1.0)	ND(1.0)	ND(1.0)
Gross Alpha minus Rn & U Precision (±)	pCi/L				
Lead 210	pCi/L	ND(1.0)	ND(1.0)	ND(1.0)	ND(1.0)
Lead 210 precision (±)	pCi/L				
Radium 226	pCi/L	ND(0.2)	ND(0.2)	0.4	0.3
Radium 226 precision (±)	pCi/L			0.3	0.2
Radium 228	pCi/L	ND(1.0)	ND(1.0)	ND(1.0)	2.8
Radium 228 precision (±)	pCi/L				0.8
Thorium 230	pCi/L	ND(0.2)	ND(0.2)	ND(0.2)	ND(0.2)
Thorium 230 precision (±)	pCi/L				
A/C Balance (± 5)	%	0.911	1.22	4.99	1.59
Anions	meq/L	78.3	79.1	71.3	80.9
Cations	meq/L	79.7	81.1	78.7	83.5
Solids, Total Dissolved Calculated	mg/L	4740	4810	4460	4950
TDS Balance (0.80 - 1.20)	dec. %	1.07	1.07	1.10	1.02
Trihalomethanes, Total	ug/L	ND(0.50)	ND(0.50)	ND(0.50)	NA
Chloroform	ug/L	ND(0.50)	ND(0.50)	ND(0.50)	ND(1.0)

****Note: The data presented on this form is intended for summary purposes only. Laboratory approved data is contained within the attached database reports.**

UNC Mining and Milling ChurchRock Operations
GroundWater Monitoring Summary: Alluvium Monitor Wells

Well ID:	624 Duplicate	624 Duplicate	624 Duplicate	624 Duplicate
Collection Date:	4/10/2007	1/9/2007	10/3/2006	7/18/2006
Receive Date:	4/11/2007	1/10/2007	10/6/2006	7/21/2006
Report Date:	6/5/2007	2/21/2007	11/8/2006	8/21/2006

Analyte	Units	C07040656-011	C07010481-011	C06100367-011	C06070992-011
Bicarbonate as HCO ₃	mg/L	1400	1360	1070	1350
Calcium	mg/L	689	680	672	698
Chloride	mg/L	169	169	134	173
Magnesium	mg/L	425	421	411	434
Nitrogen, Ammonia as N	mg/L	ND(0.05)	0.05	0.08	ND(0.05)
Nitrogen, Nitrate+Nitrite as N	mg/L	83	77	77	79
Potassium	mg/L	7.7	6.7	6.2	6.3
Sodium	mg/L	222	228	224	258
Sulfate	mg/L	2140	2130	2070	2270
pH	s.u.	6.88	6.85	6.74	6.91
Solids, Total Dissolved TDS @ 180 C	mg/L	5070	5130	4970	5010
Aluminum	mg/L	ND(0.1)	ND(0.1)	ND(0.1)	ND(0.1)
Beryllium	mg/L	ND(0.01)	ND(0.01)	ND(0.01)	ND(0.01)
Cadmium	mg/L	ND(0.005)	ND(0.005)	ND(0.005)	ND(0.005)
Cobalt	mg/L	ND(0.01)	ND(0.01)	ND(0.01)	ND(0.01)
Lead	mg/L	ND(0.05)	ND(0.05)	ND(0.05)	ND(0.05)
Manganese	mg/L	0.09	0.09	0.09	0.09
Molybdenum	mg/L	ND(0.1)	ND(0.1)	ND(0.1)	ND(0.1)
Nickel	mg/L	ND(0.05)	ND(0.05)	ND(0.05)	ND(0.05)
Uranium	mg/L	0.0336	0.0314	0.0320	0.0324
Vanadium	mg/L	ND(0.1)	ND(0.1)	ND(0.1)	ND(0.1)
Arsenic-III	mg/L	ND(0.001)	ND(0.001)	ND(0.001)	ND(0.001)
Selenium-IV	mg/L	ND(0.001)	ND(0.001)	ND(0.001)	ND(0.001)
Gross Alpha minus Rn & U	pCi/L	ND(1.0)	ND(1.0)	ND(1.0)	ND(1.0)
Gross Alpha minus Rn & U Precision (±)	pCi/L				
Lead 210	pCi/L	ND(1.0)	ND(1.0)	ND(1.0)	ND(1.0)
Lead 210 precision (±)	pCi/L				
Radium 226	pCi/L	ND(0.2)	0.4	ND(0.2)	0.6
Radium 226 precision (±)	pCi/L		0.2		0.3
Radium 228	pCi/L	ND(1.0)	ND(1.0)	ND(1.0)	2.9
Radium 228 precision (±)	pCi/L				0.8
Thorium 230	pCi/L	ND(0.2)	ND(0.2)	ND(0.2)	ND(0.2)
Thorium 230 precision (±)	pCi/L				
A/C Balance (± 5)	%	0.759	1.11	4.99	1.32
Anions	meq/L	78.0	76.9	69.9	79.8
Cations	meq/L	79.2	78.6	77.3	82.0
Solids, Total Dissolved Calculated	mg/L	4720	4660	4390	4850
TDS Balance (0.80 - 1.20)	dec. %	1.07	1.10	1.13	1.03
Trihalomethanes, Total	ug/L	ND(0.50)	ND(0.50)	ND(0.50)	NA
Chloroform	ug/L	ND(0.50)	ND(0.50)	ND(0.50)	ND(1.0)

****Note: The data presented on this form is intended for summary purposes only. Laboratory approved data is contained within the attached database reports.**



LABORATORY ANALYTICAL REPORT

Client: United Nuclear Corp
Project: Alluvium
Lab ID: C07010481-011
Client Sample ID: 624 Duplicate

Report Date: 02/22/07
Collection Date: 01/09/07 10:08
Date Received: 01/12/07
Matrix: Aqueous

Analyses	Result	Units	Qualifiers	RL	MCL/ QCL	Method	Analysis Date / By
MAJOR IONS							
Bicarbonate as HCO ₃	1360	mg/L		1		A2320 B	01/15/07 10:14 / jaj
Calcium	680	mg/L	D	0.6		E200.7	01/15/07 18:59 / ts
Chloride	169	mg/L		1		E200.7	01/15/07 18:55 / ts
Magnesium	421	mg/L	D	0.5		E200.7	01/15/07 18:59 / ts
Nitrogen, Ammonia as N	0.05	mg/L		0.05		A4500-NH ₃ G	01/15/07 12:21 / jal
Nitrogen, Nitrate+Nitrite as N	77	mg/L	D	2		E353.2	01/16/07 14:36 / jal
Potassium	6.7	mg/L		0.5		E200.7	01/15/07 18:55 / ts
Sodium	228	mg/L		0.5		E200.7	01/15/07 18:55 / ts
Sulfate	2130	mg/L	D	8		E200.7	01/15/07 18:59 / ts
PHYSICAL PROPERTIES							
pH	6.85	s.u.		0.01		A4500-H B	01/15/07 10:33 / ljl
Solids, Total Dissolved TDS @ 180 C	5130	mg/L		10		A2540 C	01/15/07 16:31 / lm
METALS - TOTAL							
Aluminum	ND	mg/L		0.1		E200.8	01/13/07 02:41 / bws
Beryllium	ND	mg/L		0.01		E200.8	01/13/07 02:41 / bws
Cadmium	ND	mg/L		0.005		E200.8	01/13/07 02:41 / bws
Cobalt	ND	mg/L		0.01		E200.8	01/13/07 02:41 / bws
Lead	ND	mg/L		0.05		E200.8	01/13/07 02:41 / bws
Manganese	0.09	mg/L		0.01		E200.8	01/13/07 02:41 / bws
Molybdenum	ND	mg/L		0.1		E200.8	01/13/07 02:41 / bws
Nickel	ND	mg/L		0.05		E200.8	01/13/07 02:41 / bws
Uranium	0.0314	mg/L		0.0003		E200.8	01/13/07 02:41 / bws
Vanadium	ND	mg/L		0.1		E200.8	01/13/07 02:41 / bws
METALS - SPECIATED							
Arsenic-III	ND	mg/L		0.001		A3114 B	01/16/07 13:38 / kes
Selenium-IV	ND	mg/L		0.001		A3114 B	01/16/07 09:35 / kes
RADIONUCLIDES - TOTAL							
Gross Alpha minus Rn & U	ND	pCi/L		1.0		E900.1	01/25/07 04:44 / res
Lead 210	ND	pCi/L		1.0		NERHL-65-4	01/19/07 11:00 / plj
Radium 226	0.4	pCi/L		0.2		E903.0	01/29/07 11:31 / trs
Radium 226 precision (±)	0.2	pCi/L				E903.0	01/29/07 11:31 / trs
Radium 228	ND	pCi/L		1.0		RA-05	01/22/07 15:21 / plj
Thorium 230	ND	pCi/L		0.2		E907.0	01/22/07 15:00 / dmf

Report Definitions: RL - Analyte reporting limit.
QCL - Quality control limit.
D - RL increased due to sample matrix interference.

MCL - Maximum contaminant level.
ND - Not detected at the reporting limit.



LABORATORY ANALYTICAL REPORT

Client: United Nuclear Corp
Project: Alluvium
Lab ID: C07010481-011
Client Sample ID: 624 Duplicate

Report Date: 02/22/07
Collection Date: 01/09/07 10:08
Date Received: 01/12/07
Matrix: Aqueous

Analyses	Result	Units	Qualifiers	RL	MCL/ QCL	Method	Analysis Date / By
DATA QUALITY							
A/C Balance (± 5)	1.11	%				Calculation	02/20/07 15:22 / ks
Anions	76.9	meq/L				Calculation	02/20/07 15:22 / ks
Cations	78.6	meq/L				Calculation	02/20/07 15:22 / ks
Solids, Total Dissolved Calculated	4660	mg/L				Calculation	02/20/07 15:22 / ks
TDS Balance (0.80 - 1.20)	1.10	dec. %				Calculation	02/20/07 15:22 / ks
VOLATILE ORGANIC COMPOUNDS							
Bromodichloromethane	ND	ug/L		0.50		E624	01/16/07 02:08 / jlr
Bromoform	ND	ug/L		0.50		E624	01/16/07 02:08 / jlr
Chlorodibromomethane	ND	ug/L		0.50		E624	01/16/07 02:08 / jlr
Chloroform	ND	ug/L		0.50		E624	01/16/07 02:08 / jlr
Trihalomethanes, Total	ND	ug/L		0.50		E624	01/16/07 02:08 / jlr
Surr: 1,2-Dichlorobenzene-d4	95.0	%REC			80-120	E624	01/16/07 02:08 / jlr
Surr: Dibromofluoromethane	98.0	%REC			80-120	E624	01/16/07 02:08 / jlr
Surr: p-Bromofluorobenzene	95.0	%REC			80-120	E624	01/16/07 02:08 / jlr
Surr: Toluene-d8	101	%REC			80-120	E624	01/16/07 02:08 / jlr

Report Definitions: RL - Analyte reporting limit.
QCL - Quality control limit.

MCL - Maximum contaminant level.
ND - Not detected at the reporting limit.



LABORATORY ANALYTICAL REPORT

Client: United Nuclear Corp
Project: Alluvium
Lab ID: C07040656-011
Client Sample ID: 624 Duplicate

Report Date: 06/05/07
Collection Date: 04/10/07 09:20
Date Received: 04/13/07
Matrix: Aqueous

Analyses	Result	Units	Qualifiers	RL	MCL/ QCL	Method	Analysis Date / By
MAJOR IONS							
Bicarbonate as HCO ₃	1400	mg/L		1		A2320 B	04/17/07 13:18 / jaj
Calcium	689	mg/L	D	1		E200.7	04/18/07 17:56 / ts
Chloride	169	mg/L		1		E200.7	04/18/07 17:53 / ts
Magnesium	425	mg/L	D	1		E200.7	04/18/07 17:56 / ts
Nitrogen, Ammonia as N	ND	mg/L		0.05		A4500-NH ₃ G	04/17/07 11:09 / jaj
Nitrogen, Nitrate+Nitrite as N	83	mg/L	D	3		E353.2	04/16/07 13:40 / ljl
Potassium	7.7	mg/L		0.5		E200.7	04/18/07 17:53 / ts
Sodium	222	mg/L		0.5		E200.7	04/18/07 17:53 / ts
Sulfate	2140	mg/L	D	2		E200.7	04/18/07 17:56 / ts
PHYSICAL PROPERTIES							
pH	6.88	s.u.		0.01		A4500-H B	04/17/07 12:42 / bas
Solids, Total Dissolved TDS @ 180 C	5070	mg/L		10		A2540 C	04/16/07 10:36 / bas
METALS - TOTAL							
Aluminum	ND	mg/L		0.1		E200.8	04/17/07 19:37 / sml
Beryllium	ND	mg/L		0.01		E200.8	04/17/07 19:37 / sml
Cadmium	ND	mg/L		0.005		E200.8	04/17/07 19:37 / sml
Cobalt	ND	mg/L		0.01		E200.8	04/17/07 19:37 / sml
Lead	ND	mg/L		0.05		E200.8	04/17/07 19:37 / sml
Manganese	0.09	mg/L		0.01		E200.8	04/17/07 19:37 / sml
Molybdenum	ND	mg/L		0.1		E200.8	04/17/07 19:37 / sml
Nickel	ND	mg/L		0.05		E200.8	04/17/07 19:37 / sml
Uranium	0.0336	mg/L		0.0003		E200.8	04/17/07 19:37 / sml
Vanadium	ND	mg/L		0.1		E200.8	04/17/07 19:37 / sml
METALS - SPECIATED							
Arsenic-III	ND	mg/L		0.001		A3114 B	05/03/07 09:30 / kes
Selenium-IV	ND	mg/L		0.001		A3114 B	05/01/07 15:56 / kes
RADIONUCLIDES - TOTAL							
Gross Alpha minus Rn & U	ND	pCi/L		1.0		E900.1	04/27/07 16:20 / res
Lead 210	ND	pCi/L		1.0		NERHL-65-4	04/16/07 12:00 / plj
Radium 226	ND	pCi/L		0.2		E903.0	04/30/07 11:24 / trs
Radium 228	ND	pCi/L		1.0		RA-05	04/25/07 12:00 / plj
Thorium 230	ND	pCi/L		0.2		E907.0	04/24/07 15:00 / dmf
DATA QUALITY							
A/C Balance (± 5)	0.759	%				Calculation	04/20/07 14:15 / bws
Anions	78.0	meq/L				Calculation	04/20/07 14:15 / bws
Cations	79.2	meq/L				Calculation	04/20/07 14:15 / bws
Solids, Total Dissolved Calculated	4720	mg/L				Calculation	04/20/07 14:15 / bws
TDS Balance (0.80 - 1.20)	1.07	dec. %				Calculation	04/20/07 14:15 / bws

Report RL - Analyte reporting limit.

Definitions: QCL - Quality control limit.

D - RL increased due to sample matrix interference.

MCL - Maximum contaminant level.

ND - Not detected at the reporting limit.



LABORATORY ANALYTICAL REPORT

Client: United Nuclear Corp
Project: Alluvium
Lab ID: C07040656-011
Client Sample ID: 624 Duplicate

Report Date: 06/05/07
Collection Date: 04/10/07 09:20
Date Received: 04/13/07
Matrix: Aqueous

Analyses	Result	Units	Qualifiers	RL	MCL/ QCL	Method	Analysis Date / By
VOLATILE ORGANIC COMPOUNDS							
Bromodichloromethane	ND	ug/L		0.50		E624	04/18/07 02:48 / jlr
Bromoform	ND	ug/L		0.50		E624	04/18/07 02:48 / jlr
Chlorodibromomethane	ND	ug/L		0.50		E624	04/18/07 02:48 / jlr
Chloroform	ND	ug/L		0.50		E624	04/18/07 02:48 / jlr
Trihalomethanes, Total	ND	ug/L		0.50		E624	04/18/07 02:48 / jlr
Surr: 1,2-Dichlorobenzene-d4	101	%REC			80-120	E624	04/18/07 02:48 / jlr
Surr: Dibromofluoromethane	114	%REC			80-120	E624	04/18/07 02:48 / jlr
Surr: p-Bromofluorobenzene	98.0	%REC			80-120	E624	04/18/07 02:48 / jlr
Surr: Toluene-d8	100	%REC			80-120	E624	04/18/07 02:48 / jlr

Report RL - Analyte reporting limit.
Definitions: QCL - Quality control limit.

MCL - Maximum contaminant level.
ND - Not detected at the reporting limit.

UNC Mining and Milling ChurchRock Operations					
GroundWater Monitoring Summary: Zone 1 Monitor Wells					
Well ID:		EPA-2	EPA-2	EPA-2	EPA-2
Collection Date:		4/16/2007	1/16/2007	10/10/2006	7/25/2006
Receive Date:		4/20/2007	1/22/2007	10/13/2006	7/28/2006
Report Date:		6/7/2007	2/20/2007	11/10/2006	8/30/2006
Analyte	Units	C07040990-005	C07010803-002	C06100700-002	C06071321-002
Bicarbonate as HCO ₃	mg/L	342	310	335	321
Calcium	mg/L	343	352	352	346
Chloride	mg/L	22	22	20	21
Magnesium	mg/L	157	161	158	154
Nitrogen, Ammonia as N	mg/L	0.41	0.29	0.49	0.68
Nitrogen, Nitrate+Nitrite as N	mg/L	ND(0.1)	ND(0.1)	ND(0.1)	ND(0.1)
Potassium	mg/L	6.4	6.5	6.3	6.2
Sodium	mg/L	182	186	195	204
Sulfate	mg/L	1420	1520	1490	1550
pH	s.u.	7.25	7.32	7.26	7.24
Solids, Total Dissolved TDS @ 180 C	mg/L	2590	2580	2490	2540
Aluminum	mg/L	ND(0.1)	ND(0.1)	ND(0.1)	ND(0.1)
Beryllium	mg/L	ND(0.01)	ND(0.01)	ND(0.01)	ND(0.01)
Cadmium	mg/L	ND(0.005)	ND(0.005)	ND(0.005)	ND(0.005)
Cobalt	mg/L	ND(0.01)	ND(0.01)	ND(0.01)	ND(0.01)
Lead	mg/L	ND(0.05)	ND(0.05)	ND(0.05)	ND(0.05)
Manganese	mg/L	1.28	1.18	1.23	1.24
Molybdenum	mg/L	ND(0.1)	ND(0.1)	ND(0.1)	ND(0.1)
Nickel	mg/L	ND(0.05)	ND(0.05)	ND(0.05)	ND(0.05)
Uranium	mg/L	0.0013	0.0012	0.0011	0.0011
Vanadium	mg/L	ND(0.1)	ND(0.1)	ND(0.1)	ND(0.1)
Arsenic-III	mg/L	0.002	ND(0.001)	ND(0.001)	ND(0.001)
Selenium-IV	mg/L	ND(0.001)	ND(0.001)	ND(0.001)	ND(0.001)
Gross Alpha minus Rn & U	pCi/L	1.8	1.8	1.7	1.2
Gross Alpha minus Rn & U Precision (±)	pCi/L	0.4	0.8	0.8	0.8
Lead 210	pCi/L	ND(1.0)	ND(1.0)	ND(1.0)	ND(1.0)
Lead 210 precision (±)	pCi/L				
Radium 226	pCi/L	1.2	1.4	1.4	1.3
Radium 226 precision (±)	pCi/L	0.4	0.4	0.5	0.5
Radium 228	pCi/L	2.2	2.9	1.2	6.6
Radium 228 precision (±)	pCi/L	0.9	1.1	0.8	0.9
Thorium 230	pCi/L	ND(0.2)	ND(0.2)	ND(0.2)	ND(0.2)
Thorium 230 precision (±)	pCi/L				
A/C Balance (± 5)	%	3.41	2.93	3.30	1.60
Anions	meq/L	35.7	37.3	37.2	38.2
Cations	meq/L	38.2	39.5	39.7	39.4
Solids, Total Dissolved Calculated	mg/L	2320	2420	2410	2470
TDS Balance (0.80 - 1.20)	dec. %	1.12	1.07	1.03	1.03
Trihalomethanes, Total	ug/L	ND(0.50)	ND(0.50)	ND(0.50)	NA
Chloroform	ug/L	ND(0.50)	ND(0.50)	ND(0.50)	ND(1.0)

****Note:** The data presented on this form is intended for summary purposes only. Laboratory approved data is contained within the attached database reports.



UNC Mining and Milling ChurchRock Operations
GroundWater Monitoring Summary: Zone 1 Monitor Wells

Well ID:		EPA-2 Duplicate	EPA-2 Duplicate	EPA-2 Duplicate	EPA-2 Duplicate
Collection Date:		4/16/2007	1/16/2007	10/10/2006	7/25/2006
Receive Date:		4/20/2007	1/22/2007	10/13/2006	7/28/2006
Report Date:		6/7/2007	2/20/2007	11/10/2006	8/30/2006
Analyte	Units	C07040990-006	C07010803-003	C06100700-003	C06071321-003
Bicarbonate as HCO ₃	mg/L	351	307	337	319
Calcium	mg/L	349	359	355	356
Chloride	mg/L	22	21	20	21
Magnesium	mg/L	160	164	160	159
Nitrogen, Ammonia as N	mg/L	0.45	0.39	0.54	0.51
Nitrogen, Nitrate+Nitrite as N	mg/L	ND(0.1)	ND(0.1)	ND(0.1)	ND(0.1)
Potassium	mg/L	6.2	6.3	6.2	6.5
Sodium	mg/L	177	184	195	206
Sulfate	mg/L	1380	1480	1500	1580
pH	s. u.	7.04	7.24	7.03	7.08
Solids, Total Dissolved TDS @ 180 C	mg/L	2600	2570	2440	2480
Aluminum	mg/L	ND(0.1)	ND(0.1)	ND(0.1)	ND(0.1)
Beryllium	mg/L	ND(0.01)	ND(0.01)	ND(0.01)	ND(0.01)
Cadmium	mg/L	ND(0.005)	ND(0.005)	ND(0.005)	ND(0.005)
Cobalt	mg/L	ND(0.01)	ND(0.01)	ND(0.01)	ND(0.01)
Lead	mg/L	ND(0.05)	ND(0.05)	ND(0.05)	ND(0.05)
Manganese	mg/L	1.29	1.14	1.24	1.46
Molybdenum	mg/L	ND(0.1)	ND(0.1)	ND(0.1)	ND(0.1)
Nickel	mg/L	ND(0.05)	ND(0.05)	ND(0.05)	ND(0.05)
Uranium	mg/L	0.0013	0.0012	0.0011	0.0010
Vanadium	mg/L	ND(0.1)	ND(0.1)	ND(0.1)	ND(0.1)
Arsenic-III	mg/L	ND(0.001)	ND(0.001)	ND(0.001)	ND(0.001)
Selenium-IV	mg/L	ND(0.001)	ND(0.001)	ND(0.001)	ND(0.001)
Gross Alpha minus Rn & U	pCi/L	1.1	2.0	2.5	1.2
Gross Alpha minus Rn & U Precision (±)	pCi/L	0.4	0.8	0.9	0.8
Lead 210	pCi/L	ND(1.0)	ND(1.0)	ND(1.0)	ND(1.0)
Lead 210 precision (±)	pCi/L				
Radium 226	pCi/L	1.1	1.9	1.7	0.8
Radium 226 precision (±)	pCi/L	0.4	0.4	0.5	0.4
Radium 228	pCi/L	2.4	ND(1.0)	1.5	4.8
Radium 228 precision (±)	pCi/L	0.9		0.8	0.9
Thorium 230	pCi/L	ND(0.2)	ND(0.2)	ND(0.2)	ND(0.2)
Thorium 230 precision (±)	pCi/L				
A/C Balance (± 5)	%	4.68	4.81	3.70	2.30
Anions	meq/L	35.2	36.4	37.2	38.7
Cations	meq/L	38.6	40.1	40.1	40.5
Solids, Total Dissolved Calculated	mg/L	2290	2390	2420	2510
TDS Balance (0.80 - 1.20)	dec. %	1.14	1.08	1.01	0.990
Trihalomethanes, Total	ug/L	ND(0.50)	ND(0.50)	ND(0.50)	NA
Chloroform	ug/L	ND(0.50)	ND(0.50)	ND(0.50)	ND(1.0)

****Note:** The data presented on this form is intended for summary purposes only. Laboratory approved data is contained within the attached database reports.

tparke: \\eli_ca\reports\clients2007\unc_mining\unc_gallup_2nd_2007_final.xls



LABORATORY ANALYTICAL REPORT

Client: United Nuclear Corp
Project: Zone 1
Lab ID: C07010803-003
Client Sample ID: EPA-2 Duplicate

Report Date: 02/20/07
Collection Date: 01/16/07 14:44
Date Received: 01/22/07
Matrix: Aqueous

Analyses	Result	Units	Qualifiers	RL	MCL/ QCL	Method	Analysis Date / By
MAJOR IONS							
Bicarbonate as HCO ₃	307	mg/L		1		A2320 B	01/23/07 08:57 / jaj
Calcium	359	mg/L	D	0.6		E200.7	01/23/07 15:45 / ts
Chloride	21	mg/L		1		E200.7	01/23/07 15:41 / ts
Magnesium	164	mg/L	D	0.5		E200.7	01/23/07 15:45 / ts
Nitrogen, Ammonia as N	0.39	mg/L		0.05		A4500-NH ₃ G	01/25/07 14:16 / ljl
Nitrogen, Nitrate+Nitrite as N	ND	mg/L		0.1		E353.2	01/24/07 12:02 / ljl
Potassium	6.3	mg/L		0.5		E200.7	01/23/07 15:41 / ts
Sodium	184	mg/L		0.5		E200.7	01/23/07 15:41 / ts
Sulfate	1480	mg/L		1		E200.7	01/23/07 15:41 / ts
PHYSICAL PROPERTIES							
pH	7.24	s.u.		0.01		A4500-H B	01/23/07 08:15 / lm
Solids, Total Dissolved TDS @ 180 C	2570	mg/L		10		A2540 C	01/23/07 08:58 / lm
METALS - TOTAL							
Aluminum	ND	mg/L		0.1		E200.8	01/23/07 18:55 / bws
Beryllium	ND	mg/L		0.01		E200.8	01/23/07 18:55 / bws
Cadmium	ND	mg/L		0.005		E200.8	01/23/07 18:55 / bws
Cobalt	ND	mg/L		0.01		E200.8	01/23/07 18:55 / bws
Lead	ND	mg/L		0.05		E200.8	01/23/07 18:55 / bws
Manganese	1.14	mg/L		0.01		E200.8	01/23/07 18:55 / bws
Molybdenum	ND	mg/L		0.1		E200.8	01/23/07 18:55 / bws
Nickel	ND	mg/L		0.05		E200.8	01/23/07 18:55 / bws
Uranium	0.0012	mg/L		0.0003		E200.8	01/23/07 18:55 / bws
Vanadium	ND	mg/L		0.1		E200.8	01/23/07 18:55 / bws
METALS - SPECIATED							
Arsenic-III	ND	mg/L		0.001		A3114 B	02/09/07 13:35 / kes
Selenium-IV	ND	mg/L		0.001		A3114 B	02/10/07 15:34 / kes
RADIONUCLIDES - TOTAL							
Gross Alpha minus Rn & U	2.0	pCi/L		1.0		E900.1	02/02/07 16:00 / res
Gross Alpha minus Rn & U Precision (±)	0.8	pCi/L				E900.1	02/02/07 16:00 / res
Lead 210	ND	pCi/L		1.0		NERHL-65-4	01/24/07 12:00 / plj
Radium 226	1.9	pCi/L		0.2		E903.0	02/05/07 14:34 / trs
Radium 226 precision (±)	0.4	pCi/L				E903.0	02/05/07 14:34 / trs
Radium 228	ND	pCi/L		1.0		RA-05	01/30/07 15:09 / plj
Thorium 230	ND	pCi/L		0.2		E907.0	01/26/07 15:00 / dmf

Report RL - Analyte reporting limit.
Definitions: QCL - Quality control limit.
D - RL increased due to sample matrix interference.

MCL - Maximum contaminant level.
ND - Not detected at the reporting limit.



LABORATORY ANALYTICAL REPORT

Client: United Nuclear Corp
Project: Zone 1
Lab ID: C07010803-003
Client Sample ID: EPA-2 Duplicate

Report Date: 02/20/07
Collection Date: 01/16/07 14:44
Date Received: 01/22/07
Matrix: Aqueous

Analyses	Result	Units	Qualifiers	RL	MCL/ QCL	Method	Analysis Date / By
DATA QUALITY							
A/C Balance (± 5)	4.81	%				Calculation	01/25/07 13:39 / cp
Anions	36.4	meq/L				Calculation	01/25/07 13:39 / cp
Cations	40.1	meq/L				Calculation	01/25/07 13:39 / cp
Solids, Total Dissolved Calculated	2390	mg/L				Calculation	01/25/07 13:39 / cp
TDS Balance (0.80 - 1.20)	1.08	dec. %				Calculation	01/25/07 13:39 / cp
VOLATILE ORGANIC COMPOUNDS							
Bromodichloromethane	ND	ug/L		0.50		E624	01/23/07 19:45 / dkh
Bromoform	ND	ug/L		0.50		E624	01/23/07 19:45 / dkh
Chlorodibromomethane	ND	ug/L		0.50		E624	01/23/07 19:45 / dkh
Chloroform	ND	ug/L		0.50		E624	01/23/07 19:45 / dkh
Trihalomethanes, Total	ND	ug/L		0.50		E624	01/23/07 19:45 / dkh
Surr: 1,2-Dichlorobenzene-d4	97.0	%REC			80-120	E624	01/23/07 19:45 / dkh
Surr: Dibromofluoromethane	107	%REC			80-120	E624	01/23/07 19:45 / dkh
Surr: p-Bromofluorobenzene	103	%REC			80-120	E624	01/23/07 19:45 / dkh
Surr: Toluene-d8	102	%REC			80-120	E624	01/23/07 19:45 / dkh

Report Definitions: RL - Analyte reporting limit.
QCL - Quality control limit.

MCL - Maximum contaminant level.
ND - Not detected at the reporting limit.



LABORATORY ANALYTICAL REPORT

Client: United Nuclear Corp
Project: Zone 1
Lab ID: C07040990-006
Client Sample ID: EPA-2 Duplicate

Report Date: 06/07/07
Collection Date: 04/16/07 14:50
Date Received: 04/20/07
Matrix: Aqueous

Analyses	Result	Units	Qualifiers	RL	MCL/ QCL	Method	Analysis Date / By
MAJOR IONS							
Bicarbonate as HCO ₃	351	mg/L		1		A2320 B	04/23/07 09:27 / jaj
Calcium	349	mg/L	D	1		E200.7	04/26/07 14:52 / ts
Chloride	22	mg/L		1		E200.7	04/26/07 14:49 / ts
Magnesium	160	mg/L	D	1		E200.7	04/26/07 14:52 / ts
Nitrogen, Ammonia as N	0.45	mg/L		0.05		A4500-NH ₃ G	04/25/07 10:42 / ljl
Nitrogen, Nitrate+Nitrite as N	ND	mg/L		0.1		E353.2	04/23/07 14:49 / jal
Potassium	6.2	mg/L		0.5		E200.7	04/26/07 14:49 / ts
Sodium	177	mg/L		0.5		E200.7	04/26/07 14:49 / ts
Sulfate	1380	mg/L		1		E200.7	04/26/07 14:49 / ts
PHYSICAL PROPERTIES							
pH	7.04	s.u.		0.01		A4500-H B	04/23/07 10:26 / bas
Solids, Total Dissolved TDS @ 180 C	2600	mg/L		10		A2540 C	04/23/07 15:56 / bas
METALS - TOTAL							
Aluminum	ND	mg/L		0.1		E200.8	04/26/07 23:21 / aln
Beryllium	ND	mg/L		0.01		E200.8	04/26/07 23:21 / aln
Cadmium	ND	mg/L		0.005		E200.8	04/26/07 04:37 / sml
Cobalt	ND	mg/L		0.01		E200.8	04/26/07 23:21 / aln
Lead	ND	mg/L		0.05		E200.8	04/26/07 04:37 / sml
Manganese	1.29	mg/L		0.01		E200.8	04/26/07 23:21 / aln
Molybdenum	ND	mg/L		0.1		E200.8	04/26/07 04:37 / sml
Nickel	ND	mg/L		0.05		E200.8	04/26/07 04:37 / sml
Uranium	0.0013	mg/L	D	0.0004		E200.8	04/26/07 04:37 / sml
Vanadium	ND	mg/L		0.1		E200.8	04/26/07 23:21 / aln
METALS - SPECIATED							
Arsenic-III	ND	mg/L		0.001		A3114 B	05/08/07 14:31 / sml
Selenium-IV	ND	mg/L		0.001		A3114 B	05/11/07 08:47 / kes
RADIONUCLIDES - TOTAL							
Gross Alpha minus Rn & U	1.1	pCi/L		1.0		E900.1	05/09/07 15:19 / res
Gross Alpha minus Rn & U Precision (±)	0.4	pCi/L				E900.1	05/09/07 15:19 / res
Lead 210	ND	pCi/L		1.0		NERHL-65-4	04/25/07 12:30 / plj
Radium 226	1.1	pCi/L		0.2		E903.0	05/07/07 14:49 / trs
Radium 226 precision (±)	0.4	pCi/L				E903.0	05/07/07 14:49 / trs
Radium 228	2.4	pCi/L		1.0		RA-05	05/02/07 13:41 / plj
Radium 228 precision (±)	0.9	pCi/L				RA-05	05/02/07 13:41 / plj
Thorium 230	ND	pCi/L		0.2		E907.0	04/26/07 15:00 / dmf

Report RL - Analyte reporting limit.

Definitions: QCL - Quality control limit.

D - RL increased due to sample matrix interference.

MCL - Maximum contaminant level.

ND - Not detected at the reporting limit.



LABORATORY ANALYTICAL REPORT

Client: United Nuclear Corp
Project: Zone 1
Lab ID: C07040990-006
Client Sample ID: EPA-2 Duplicate

Report Date: 06/07/07
Collection Date: 04/16/07 14:50
Date Received: 04/20/07
Matrix: Aqueous

Analyses	Result	Units	Qualifiers	RL	MCL/ QCL	Method	Analysis Date / By
DATA QUALITY							
A/C Balance (± 5)	4.68	%				Calculation	04/27/07 12:42 / bws
Anions	35.2	meq/L				Calculation	04/27/07 12:42 / bws
Cations	38.6	meq/L				Calculation	04/27/07 12:42 / bws
Solids, Total Dissolved Calculated	2290	mg/L				Calculation	04/27/07 12:42 / bws
TDS Balance (0.80 - 1.20)	1.14	dec. %				Calculation	04/27/07 12:42 / bws
VOLATILE ORGANIC COMPOUNDS							
Bromodichloromethane	ND	ug/L		0.50		E624	04/24/07 09:12 / jlr
Bromoform	ND	ug/L		0.50		E624	04/24/07 09:12 / jlr
Chlorodibromomethane	ND	ug/L		0.50		E624	04/24/07 09:12 / jlr
Chloroform	ND	ug/L		0.50		E624	04/24/07 09:12 / jlr
Trihalomethanes, Total	ND	ug/L		0.50		E624	04/24/07 09:12 / jlr
Surr: 1,2-Dichlorobenzene-d4	102	%REC			80-120	E624	04/24/07 09:12 / jlr
Surr: Dibromofluoromethane	113	%REC			80-120	E624	04/24/07 09:12 / jlr
Surr: p-Bromofluorobenzene	98.0	%REC			80-120	E624	04/24/07 09:12 / jlr
Surr: Toluene-d8	102	%REC			80-120	E624	04/24/07 09:12 / jlr

Report RL - Analyte reporting limit.
Definitions: QCL - Quality control limit.

MCL - Maximum contaminant level.
ND - Not detected at the reporting limit.

UNC Mining and Milling ChurchRock Operations
GroundWater Monitoring Summary: Zone 3 Monitor Wells

Well ID:		711	711	711	711
Collection Date:		4/16/2007	1/17/2007	10/11/2006	7/25/2006
Receive Date:		4/20/2007	1/22/2007	10/13/2006	7/28/2006
Report Date:		6/7/2007	2/22/2007	11/10/2006	8/30/2006
Analyte	Units	C07040987-002	C07040804-007	C06100704-009	C06071320-007
Bicarbonate as HCO3	mg/L	ND(1)	ND(1)	ND(1)	ND(1)
Calcium	mg/L	484	383	501	478
Chloride	mg/L	18	13	16	18
Magnesium	mg/L	519	402	524	491
Nitrogen, Ammonia as N	mg/L	0.41	0.39	1.09	1.10
Nitrogen, Nitrate+Nitrite as N	mg/L	ND(0.1)	ND(0.1)	ND(0.1)	ND(0.1)
Potassium	mg/L	10.3	8.1	10.5	10.6
Sodium	mg/L	89.6	74.9	99.6	100
Sulfate	mg/L	3500	2680	3400	3350
pH	s.u.	3.91	3.81	4.41	3.08
Solids, Total Dissolved TDS @ 180 C	mg/L	5070	5130	4930	4790
Aluminum	mg/L	0.5	0.4	0.6	0.6
Beryllium	mg/L	ND(0.01)	ND(0.01)	ND(0.01)	ND(0.01)
Cadmium	mg/L	ND(0.005)	ND(0.005)	ND(0.005)	ND(0.005)
Cobalt	mg/L	0.40	0.29	0.40	0.43
Lead	mg/L	ND(0.05)	ND(0.05)	ND(0.05)	ND(0.05)
Manganese	mg/L	6.96	5.30	7.12	7.48
Molybdenum	mg/L	0.1	ND(0.1)	0.4	ND(0.1)
Nickel	mg/L	0.36	0.27	0.37	0.35
Uranium	mg/L	0.0327	0.0237	0.0295	0.0306
Vanadium	mg/L	ND(0.1)	ND(0.1)	ND(0.1)	ND(0.1)
Arsenic-III	mg/L	0.03	0.02	0.1	0.02
Selenium-IV	mg/L	ND(0.001)	ND(0.001)	ND(0.001)	ND(0.001)
Gross Alpha minus Rn & U	pCi/L	7.3	8.5	6.0	7.3
Gross Alpha minus Rn & U Precision (±)	pCi/L	0.8	1.0	1.0	1.6
Lead 210	pCi/L	ND(1.0)	ND(1.0)	ND(1.0)	ND(1.0)
Lead 210 precision (±)	pCi/L				
Radium 226	pCi/L	5.6	6.8	6.3	5.4
Radium 226 precision (±)	pCi/L	0.7	1.1	0.9	0.8
Radium 228	pCi/L	13.5	9.9	13.2	13.9
Radium 228 precision (±)	pCi/L	1.2	1.6	1.0	1.0
Thorium 230	pCi/L	ND(0.2)	ND(0.2)	ND(0.2)	ND(0.2)
Thorium 230 precision (±)	pCi/L				
A/C Balance (± 5)	%	-0.653	2.35	4.25	2.34
Anions	meq/L	73.5	56.2	71.3	70.2
Cations	meq/L	72.5	58.9	77.7	73.6
Solids, Total Dissolved Calculated	mg/L	4630	3570	4560	4450
TDS Balance (0.80 - 1.20)	dec. %	1.10	1.41	1.08	1.08
Trihalomethanes, Total	ug/L	ND(0.50)	ND(0.50)	ND(0.50)	NA
Chloroform	ug/L	ND(0.50)	ND(0.50)	ND(0.50)	ND(1.0)

****Note:** The data presented on this form is intended for summary purposes only. Laboratory approved data is contained within the attached database reports.



UNC Mining and Milling ChurchRock Operations
GroundWater Monitoring Summary: Zone 3 Monitor Wells

Well ID:		711 Duplicate	711 Duplicate	711 Duplicate	711 Duplicate
Collection Date:		4/16/2007	1/17/2007	10/11/2006	7/25/2006
Receive Date:		4/20/2007	1/22/2007	10/13/2006	7/28/2006
Report Date:		6/7/2007	2/22/2007	11/10/2006	8/30/2006
Analyte	Units	C07040987-003	C07010804-008	C06100704-010	C06071320-008
Bicarbonate as HCO ₃	mg/L	4	3	ND(1)	5
Calcium	mg/L	480	413	504	484
Chloride	mg/L	17	14	15	18
Magnesium	mg/L	512	431	529	495
Nitrogen, Ammonia as N	mg/L	0.43	0.53	1.05	1.11
Nitrogen, Nitrate+Nitrite as N	mg/L	ND(0.1)	ND(0.1)	ND(0.1)	ND(0.1)
Potassium	mg/L	10.2	8.9	10.8	10.7
Sodium	mg/L	88.6	81.3	101	99.6
Sulfate	mg/L	3490	2880	3410	3380
pH	s.u.	5.10	5.39	4.97	4.65
Solids, Total Dissolved TDS @ 180 C	mg/L	5110	5160	4960	4970
Aluminum	mg/L	0.5	0.4	0.6	0.5
Beryllium	mg/L	ND(0.01)	ND(0.01)	ND(0.01)	ND(0.01)
Cadmium	mg/L	ND(0.005)	ND(0.005)	ND(0.005)	ND(0.005)
Cobalt	mg/L	0.39	0.31	0.41	0.41
Lead	mg/L	ND(0.05)	ND(0.05)	ND(0.05)	ND(0.05)
Manganese	mg/L	6.80	5.61	7.18	7.24
Molybdenum	mg/L	0.1	0.2	0.4	0.1
Nickel	mg/L	0.35	0.30	0.39	0.35
Uranium	mg/L	0.0248	0.0215	0.0279	0.0272
Vanadium	mg/L	ND(0.1)	ND(0.1)	ND(0.1)	ND(0.1)
Arsenic-III	mg/L	0.03	0.04	0.1	0.02
Selenium-IV	mg/L	ND(0.001)	ND(0.001)	ND(0.001)	ND(0.001)
Gross Alpha minus Rn & U	pCi/L	6.8	9.3	6.8	10.2
Gross Alpha minus Rn & U Precision (±)	pCi/L	0.8	1.0	1.1	1.9
Lead 210	pCi/L	ND(1.0)	ND(1.0)	ND(1.0)	ND(1.0)
Lead 210 precision (±)	pCi/L				
Radium 226	pCi/L	4.8	6.8	5.9	5.2
Radium 226 precision (±)	pCi/L	0.7	1.1	0.8	1.0
Radium 228	pCi/L	15.5	9.2	12.3	12.0
Radium 228 precision (±)	pCi/L	1.3	1.6	1.0	1.0
Thorium 230	pCi/L	ND(0.2)	ND(0.2)	ND(0.2)	ND(0.2)
Thorium 230 precision (±)	pCi/L				
A/C Balance (± 5)	%	0.848	2.82	4.70	2.44
Anions	meq/L	73.3	60.5	71.4	71.1
Cations	meq/L	74.5	64.0	78.5	74.6
Solids, Total Dissolved Calculated	mg/L	4610	3840	4580	4500
TDS Balance (0.80 - 1.20)	dec. %	1.11	1.26	1.08	1.10
Trihalomethanes, Total	ug/L	ND(0.50)	ND(0.50)	ND(0.50)	NA
Chloroform	ug/L	ND(0.50)	ND(0.50)	ND(0.50)	ND(1.0)

****Note:** The data presented on this form is intended for summary purposes only. Laboratory approved data is contained within the attached database reports.



LABORATORY ANALYTICAL REPORT

Client: United Nuclear Corp
Project: Zone 3
Lab ID: C07010804-008
Client Sample ID: 711 Duplicate

Report Date: 02/23/07
Collection Date: 01/17/07 09:34
Date Received: 01/22/07
Matrix: Aqueous

Analyses	Result	Units	Qualifiers	RL	MCL/ QCL	Method	Analysis Date / By
MAJOR IONS							
Bicarbonate as HCO ₃	3	mg/L		1		A2320 B	01/23/07 09:34 / jaj
Calcium	413	mg/L	D	0.6		E200.7	01/26/07 13:59 / ts
Chloride	14	mg/L		1		E200.7	01/26/07 13:56 / ts
Magnesium	431	mg/L	D	0.5		E200.7	01/26/07 13:59 / ts
Nitrogen, Ammonia as N	0.53	mg/L		0.05		A4500-NH ₃ G	01/25/07 15:10 / ljl
Nitrogen, Nitrate+Nitrite as N	ND	mg/L		0.1		E353.2	01/24/07 12:37 / ljl
Potassium	8.9	mg/L		0.5		E200.7	01/26/07 13:56 / ts
Sodium	81.3	mg/L		0.5		E200.7	01/26/07 13:56 / ts
Sulfate	2880	mg/L	D	8		E200.7	01/26/07 13:59 / ts
PHYSICAL PROPERTIES							
pH	5.39	s.u.		0.01		A4500-H B	01/23/07 08:15 / lm
Solids, Total Dissolved TDS @ 180 C	5160	mg/L	H	10		A2540 C	02/02/07 15:43 / lm
METALS - TOTAL							
Aluminum	0.4	mg/L		0.1		E200.8	01/23/07 17:17 / bws
Beryllium	ND	mg/L		0.01		E200.8	01/23/07 17:17 / bws
Cadmium	ND	mg/L		0.005		E200.8	01/23/07 17:17 / bws
Cobalt	0.31	mg/L		0.01		E200.8	01/23/07 17:17 / bws
Lead	ND	mg/L		0.05		E200.8	01/23/07 17:17 / bws
Manganese	5.61	mg/L		0.01		E200.8	01/23/07 17:17 / bws
Molybdenum	0.2	mg/L		0.1		E200.8	01/23/07 17:17 / bws
Nickel	0.30	mg/L		0.05		E200.8	01/23/07 17:17 / bws
Uranium	0.0215	mg/L		0.0003		E200.8	01/23/07 17:17 / bws
Vanadium	ND	mg/L		0.1		E200.8	01/23/07 17:17 / bws
METALS - SPECIATED							
Arsenic-III	0.04	mg/L		0.001		A3114 B	02/09/07 14:28 / kes
Selenium-IV	ND	mg/L		0.001		A3114 B	02/10/07 16:12 / kes
RADIONUCLIDES - TOTAL							
Gross Alpha minus Rn & U	9.3	pCi/L		1.0		E900.1	01/29/07 16:43 / res
Gross Alpha minus Rn & U Precision (±)	1.0	pCi/L				E900.1	01/29/07 16:43 / res
Lead 210	ND	pCi/L		1.0		NERHL-65-4	01/24/07 12:00 / plj
Radium 226	6.8	pCi/L		0.2		E903.0	02/06/07 11:20 / trs
Radium 226 precision (±)	1.1	pCi/L				E903.0	02/06/07 11:20 / trs
Radium 228	9.2	pCi/L		1.0		RA-05	02/01/07 14:03 / plj
Radium 228 precision (±)	1.6	pCi/L				RA-05	02/01/07 14:03 / plj
Thorium 230	ND	pCi/L		0.2		E907.0	01/26/07 15:00 / dmf

Report Definitions: RL - Analyte reporting limit.
QCL - Quality control limit.
D - RL increased due to sample matrix interference.

MCL - Maximum contaminant level.
ND - Not detected at the reporting limit.
H - Analysis performed past recommended holding time.



LABORATORY ANALYTICAL REPORT

Client: United Nuclear Corp
Project: Zone 3
Lab ID: C07010804-008
Client Sample ID: 711 Duplicate

Report Date: 02/23/07
Collection Date: 01/17/07 09:34
Date Received: 01/22/07
Matrix: Aqueous

Analyses	Result	Units	Qualifiers	RL	MCL/ QCL	Method	Analysis Date / By
DATA QUALITY							
A/C Balance (± 5)	2.82	%				Calculation	02/13/07 11:06 / cp
Anions	60.5	meq/L				Calculation	02/13/07 11:06 / cp
Cations	64.0	meq/L				Calculation	02/13/07 11:06 / cp
Solids, Total Dissolved Calculated	3840	mg/L				Calculation	02/13/07 11:06 / cp
TDS Balance (0.80 - 1.20)	1.26	dec. %				Calculation	02/13/07 11:06 / cp
- The TDS balance was affected by the presence of clay particles less than 1µm.							
VOLATILE ORGANIC COMPOUNDS							
Bromodichloromethane	ND	ug/L		0.50		E624	01/24/07 03:00 / dkh
Bromoform	ND	ug/L		0.50		E624	01/24/07 03:00 / dkh
Chlorodibromomethane	ND	ug/L		0.50		E624	01/24/07 03:00 / dkh
Chloroform	ND	ug/L		0.50		E624	01/24/07 03:00 / dkh
Trihalomethanes, Total	ND	ug/L		0.50		E624	01/24/07 03:00 / dkh
Surr: 1,2-Dichlorobenzene-d4	98.0	%REC			80-120	E624	01/24/07 03:00 / dkh
Surr: Dibromofluoromethane	113	%REC			80-120	E624	01/24/07 03:00 / dkh
Surr: p-Bromofluorobenzene	102	%REC			80-120	E624	01/24/07 03:00 / dkh
Surr: Toluene-d8	102	%REC			80-120	E624	01/24/07 03:00 / dkh

Report Definitions: RL - Analyte reporting limit.
QCL - Quality control limit.

MCL - Maximum contaminant level.
ND - Not detected at the reporting limit.



LABORATORY ANALYTICAL REPORT

Client: United Nuclear Corp
Project: Zone 3
Lab ID: C07040987-003
Client Sample ID: 711 Duplicate

Report Date: 06/07/07
Collection Date: 04/16/07 13:57
Date Received: 04/20/07
Matrix: Aqueous

Analyses	Result	Units	Qualifiers	RL	MCL/ QCL	Method	Analysis Date / By
MAJOR IONS							
Bicarbonate as HCO ₃	4	mg/L		1		A2320 B	04/23/07 08:59 / jaj
Calcium	480	mg/L	D	1		E200.7	04/26/07 11:20 / ts
Chloride	17	mg/L		1		E200.7	04/26/07 11:16 / ts
Magnesium	512	mg/L	D	1		E200.7	04/26/07 11:20 / ts
Nitrogen, Ammonia as N	0.43	mg/L		0.05		A4500-NH ₃ G	04/24/07 13:08 / jal
Nitrogen, Nitrate+Nitrite as N	ND	mg/L		0.1		E353.2	04/23/07 13:59 / jal
Potassium	10.2	mg/L		0.5		E200.7	04/26/07 11:16 / ts
Sodium	88.6	mg/L		0.5		E200.7	04/26/07 11:16 / ts
Sulfate	3490	mg/L	D	2		E200.7	04/26/07 11:20 / ts
PHYSICAL PROPERTIES							
pH	5.10	s.u.		0.01		A4500-H B	04/23/07 09:57 / bas
Solids, Total Dissolved TDS @ 180 C	5110	mg/L		10		A2540 C	04/23/07 15:52 / bas
METALS - TOTAL							
Aluminum	0.5	mg/L		0.1		E200.7	04/26/07 11:16 / ts
Beryllium	ND	mg/L		0.01		E200.8	04/26/07 01:44 / sml
Cadmium	ND	mg/L		0.005		E200.8	04/26/07 01:44 / sml
Cobalt	0.39	mg/L		0.01		E200.8	04/26/07 01:44 / sml
Lead	ND	mg/L		0.05		E200.8	04/26/07 01:44 / sml
Manganese	6.80	mg/L		0.01		E200.8	04/26/07 01:44 / sml
Molybdenum	0.1	mg/L		0.1		E200.8	04/26/07 01:44 / sml
Nickel	0.35	mg/L		0.05		E200.8	04/26/07 01:44 / sml
Uranium	0.0248	mg/L		0.0003		E200.8	04/26/07 01:44 / sml
Vanadium	ND	mg/L		0.1		E200.8	04/26/07 01:44 / sml
METALS - SPECIATED							
Arsenic-III	0.03	mg/L		0.001		A3114 B	05/03/07 10:03 / kes
Selenium-IV	ND	mg/L		0.001		A3114 B	05/01/07 16:25 / kes
RADIONUCLIDES - TOTAL							
Gross Alpha minus Rn & U	6.8	pCi/L		1.0		E900.1	05/11/07 12:59 / res
Gross Alpha minus Rn & U Precision (±)	0.8	pCi/L				E900.1	05/11/07 12:59 / res
Lead 210	ND	pCi/L		1.0		NERHL-65-4	04/25/07 12:30 / plj
Radium 226	4.8	pCi/L		0.2		E903.0	05/08/07 13:28 / trs
Radium 226 precision (±)	0.7	pCi/L				E903.0	05/08/07 13:28 / trs
Radium 228	15.5	pCi/L		1.0		RA-05	05/03/07 10:35 / plj
Radium 228 precision (±)	1.3	pCi/L				RA-05	05/03/07 10:35 / plj
Thorium 230	ND	pCi/L		0.2		E907.0	05/01/07 15:00 / dmf

Report RL - Analyte reporting limit.
Definitions: QCL - Quality control limit.
D - RL increased due to sample matrix interference.

MCL - Maximum contaminant level.
ND - Not detected at the reporting limit.



LABORATORY ANALYTICAL REPORT

Client: United Nuclear Corp
Project: Zone 3
Lab ID: C07040987-003
Client Sample ID: 711 Duplicate

Report Date: 06/07/07
Collection Date: 04/16/07 13:57
Date Received: 04/20/07
Matrix: Aqueous

Analyses	Result	Units	Qualifiers	RL	MCL/ QCL	Method	Analysis Date / By
DATA QUALITY							
A/C Balance (± 5)	0.848	%				Calculation	04/27/07 12:34 / bws
Anions	73.3	meq/L				Calculation	04/27/07 12:34 / bws
Cations	74.5	meq/L				Calculation	04/27/07 12:34 / bws
Solids, Total Dissolved Calculated	4610	mg/L				Calculation	04/27/07 12:34 / bws
TDS Balance (0.80 - 1.20)	1.11	dec. %				Calculation	04/27/07 12:34 / bws
VOLATILE ORGANIC COMPOUNDS							
Bromodichloromethane	ND	ug/L		0.50		E624	04/23/07 19:22 / jlr
Bromoform	ND	ug/L		0.50		E624	04/23/07 19:22 / jlr
Chlorodibromomethane	ND	ug/L		0.50		E624	04/23/07 19:22 / jlr
Chloroform	ND	ug/L		0.50		E624	04/23/07 19:22 / jlr
Trihalomethanes, Total	ND	ug/L		0.50		E624	04/23/07 19:22 / jlr
Surr: 1,2-Dichlorobenzene-d4	103	%REC			80-120	E624	04/23/07 19:22 / jlr
Surr: Dibromofluoromethane	118	%REC			80-120	E624	04/23/07 19:22 / jlr
Surr: p-Bromofluorobenzene	98.0	%REC			80-120	E624	04/23/07 19:22 / jlr
Surr: Toluene-d8	102	%REC			80-120	E624	04/23/07 19:22 / jlr

Report RL - Analyte reporting limit.
Definitions: QCL - Quality control limit.

MCL - Maximum contaminant level.
ND - Not detected at the reporting limit.

APPENDIX - C

QUARTERLY
CHAIN OF CUSTODY REPORT

UNITED NUCLEAR CORPORATION
(State Road 566 - 21 Miles NE of Gallup)
P.O. Box 3077
Gallup, NM 87305-3077
505-722-6651

CHAIN OF CUSTODY

Energy Laboratories, Inc.
Laboratory

2393 N. Salt Creek Highway
Address

Casper WY 82601
City State Zip

307-235-0515
Phone No.

All analysis will be performed in accordance with EPA approved
procedures and/or 15th Edition of Standard Methods

UNC Submittal No. TE-1-1-2007 (PG. 1 OF 2)

Sample Description	Date	Time	Filter 0.45u	PRESERVATION					Preserved By	Analysis Required (For all samples listed)
				plain	HNO ₃	H ₂ SO ₄	Na ₂ S ₂ O ₃	NaOH		
509-D	1-8-07	0955		✓ LRB	✓	✓	✓ LRB			As, Be, Ca, Cd, Cl, HCO ₃ ,
EPA-23	1-8-07	1027								K, Mg, Mn, Na, NH ₃ , Ni,
803	1-8-07	1100								NO ₃ , Pb, Pb-210, pH, Se,
808	1-8-07	1130								SO ₄ , TDS, Th-230, U, V,
802	1-8-07	1329								Chloroform, Gross
801	1-8-07	1356								Alpha (-) U & Rn,
GW-2	1-8-07	1426								Combined Ra-226 & Ra-228, Al,
632	1-8-07	1504								Co, Mo & Total Trihalomethanes (TTHMs)
GW-1	1-9-07	0905						N A		
624	1-9-07	0946								
624 DUPLICATE	1-9-07	1008								
SBL-1	1-9-07	1034								
EPA-28	1-9-07	1104								
613	1-9-07	1145								
GW-3	1-9-07	1326								

Sampled by: John H. Brown

Received by: Map Chisley Jr.

Dispatched by: Map Chisley Jr.

1-10-07 1400
Date Time

Carrier: UPS- GROUND

ICED COOLER
Method of Shipment

1-8-07 @ 1200 E 1545

1-9-07 @ 1215 E 1530
Date Time

John Hall
Lab Receipt Signature

1/12/07 0936/1145
Date Time

Grand/Cathy SI / Joe
2.6°

The above analysis to be performed is
authorized by:

John Hall
Signature

1-10-2007
Date

2.6 °C

CHAIN OF CUSTODY

Signature _____
Date 1-10-2007



Energy Laboratories Inc

Workorder Receipt Checklist



C07010481

Login completed by: Tim Hollen

Date and Time Received: 1/12/2007 9:30 AM

Reviewed by: Brian Fassett

Received by: tlh

Reviewed Date: 1/13/2007 12:00:00 AM

Carrier name: Ground

Shipping container/cooler in good condition?	Yes <input checked="" type="checkbox"/>	No <input type="checkbox"/>	Not Present <input type="checkbox"/>
Custody seals intact on shipping container/cooler?	Yes <input checked="" type="checkbox"/>	No <input type="checkbox"/>	Not Present <input type="checkbox"/>
Custody seals intact on sample bottles?	Yes <input type="checkbox"/>	No <input type="checkbox"/>	Not Present <input checked="" type="checkbox"/>
Chain of custody present?	Yes <input checked="" type="checkbox"/>	No <input type="checkbox"/>	
Chain of custody signed when relinquished and received?	Yes <input checked="" type="checkbox"/>	No <input type="checkbox"/>	
Chain of custody agrees with sample labels?	Yes <input checked="" type="checkbox"/>	No <input type="checkbox"/>	
Samples in proper container/bottle?	Yes <input checked="" type="checkbox"/>	No <input type="checkbox"/>	
Sample containers intact?	Yes <input checked="" type="checkbox"/>	No <input type="checkbox"/>	
Sufficient sample volume for indicated test?	Yes <input checked="" type="checkbox"/>	No <input type="checkbox"/>	
All samples received within holding time?	Yes <input checked="" type="checkbox"/>	No <input type="checkbox"/>	
Container/Temp Blank temperature in compliance?	Yes <input checked="" type="checkbox"/>	No <input type="checkbox"/>	2.6°C On Ice
Water - VOA vials have zero headspace?	Yes <input checked="" type="checkbox"/>	No <input type="checkbox"/>	No VOA vials submitted <input type="checkbox"/>
Water - pH acceptable upon receipt?	Yes <input checked="" type="checkbox"/>	No <input type="checkbox"/>	Not Applicable <input type="checkbox"/>

Contact and Corrective Action Comments:

None



Date: 22-Feb-07

CLIENT: United Nuclear Corp
Project: Alluvium
Sample Delivery Group: C07010481

CASE NARRATIVE

THIS IS THE FINAL PAGE OF THE LABORATORY ANALYTICAL REPORT

BRANCH LABORATORY LOCATIONS

eli-b - Energy Laboratories, Inc. - Billings, MT
eli-f - Energy Laboratories, Inc. - Idaho Falls, ID
eli-g - Energy Laboratories, Inc. - Gillette, WY
eli-h - Energy Laboratories, Inc. - Helena, MT
eli-r - Energy Laboratories, Inc. - Rapid City, SD
eli-t - Energy Laboratories, Inc. - College Station, TX

ORIGINAL SAMPLE SUBMITTAL(S)

All original sample submittals have been returned with the data package. A copy of the submittal(s) has been included and tracked in the data package.

SUBCONTRACTING ANALYSIS

Subcontracting of sample analyses to an outside laboratory may be required. If so, ENERGY LABORATORIES will utilize its branch laboratories or qualified contract laboratories for this service. Any such laboratories will be indicated within the Laboratory Analytical Report.

SAMPLE TEMPERATURE COMPLIANCE: 4°C (±2°C)

Temperature of samples received may not be considered properly preserved by accepted standards. Samples that are hand delivered immediately after collection shall be considered acceptable if there is evidence that the chilling process has begun.

CERTIFICATIONS:

USEPA: WY00002
FL-DOH NELAC: E87641
Arizona: AZ0699
California: 02118CA
Oregon: WY200001
Utah: 3072350515
Virginia: 00057
Washington: C1903

ENERGY LABORATORIES, INC. - CASPER, WY certifies that certain method selections contained in this report meet requirements as set forth by the above accrediting authorities. Some result requested by the client may not be covered under these certifications. All analysis data to be submitted for regulatory enforcement should be certified in the sample state of origin. Please verify ELI's certification coverage by visiting www.energylab.com

PCB ANALYSIS USING EPA 505

Data reported by ELI using EPA method 505 reflects the results for seven individual Aroclors. When the results for all seven are ND (not detected), the sample meets EPA compliance criteria for PCB monitoring.

ELI appreciates the opportunity to provide you with this analytical service. For additional information and services visit our web page www.energylab.com.

The total number of pages of this report are indicated by the page number located in the lower right corner.



Energy Laboratories, Inc.

Sample Receipt Checklist

Client Name United Nuclear Corporation

Date and Time Received: 1/12/2007 9:30:00 AM

Work Order Number C07010492

Received by tlh

Login completed by: Tim Hollen

1/12/2007 9:30:00

Reviewed by Brian Fassett

1/13/2007

Signature

Date

Initials

Date

Carrier name Ground

Shipping container/cooler in good condition?	Yes <input checked="" type="checkbox"/>	No <input type="checkbox"/>	Not Present <input type="checkbox"/>
Custody seals intact on shipping container/cooler?	Yes <input checked="" type="checkbox"/>	No <input type="checkbox"/>	Not Present <input type="checkbox"/>
Custody seals intact on sample bottles?	Yes <input type="checkbox"/>	No <input type="checkbox"/>	Not Present <input checked="" type="checkbox"/>
Chain of custody present?	Yes <input checked="" type="checkbox"/>	No <input type="checkbox"/>	
Chain of custody signed when relinquished and received?	Yes <input checked="" type="checkbox"/>	No <input type="checkbox"/>	
Chain of custody agrees with sample labels?	Yes <input checked="" type="checkbox"/>	No <input type="checkbox"/>	
Samples in proper container/bottle?	Yes <input checked="" type="checkbox"/>	No <input type="checkbox"/>	
Sample containers intact?	Yes <input checked="" type="checkbox"/>	No <input type="checkbox"/>	
Sufficient sample volume for indicated test?	Yes <input checked="" type="checkbox"/>	No <input type="checkbox"/>	
All samples received within holding time?	Yes <input checked="" type="checkbox"/>	No <input type="checkbox"/>	
Container/Temp Blank temperature in compliance?	Yes <input checked="" type="checkbox"/>	No <input type="checkbox"/>	2.6 °C On Ice
Water - VOA vials have zero headspace?	Yes <input checked="" type="checkbox"/>	No <input type="checkbox"/>	No VOA vials submitted <input type="checkbox"/>
Water - pH acceptable upon receipt?	Yes <input checked="" type="checkbox"/>	No <input type="checkbox"/>	Not Applicable <input type="checkbox"/>

Adjusted? _____ Checked by _____

Contact and Corrective Action Comments:

None



Date: 20-Feb-07

CLIENT: United Nuclear Corp
Project: Zone 1
Sample Delivery Group: C07010492

CASE NARRATIVE

THIS IS THE FINAL PAGE OF THE LABORATORY ANALYTICAL REPORT

BRANCH LABORATORY LOCATIONS

eli-b - Energy Laboratories, Inc. - Billings, MT
eli-f - Energy Laboratories, Inc. - Idaho Falls, ID
eli-g - Energy Laboratories, Inc. - Gillette, WY
eli-h - Energy Laboratories, Inc. - Helena, MT
eli-r - Energy Laboratories, Inc. - Rapid City, SD
eli-t - Energy Laboratories, Inc. - College Station, TX

ORIGINAL SAMPLE SUBMITTAL(S)

All original sample submittals have been returned with the data package. A copy of the submittal(s) has been included and tracked in the data package.

SUBCONTRACTING ANALYSIS

Subcontracting of sample analyses to an outside laboratory may be required. If so, ENERGY LABORATORIES will utilize its branch laboratories or qualified contract laboratories for this service. Any such laboratories will be indicated within the Laboratory Analytical Report.

SAMPLE TEMPERATURE COMPLIANCE: 4°C (±2°C)

Temperature of samples received may not be considered properly preserved by accepted standards. Samples that are hand delivered immediately after collection shall be considered acceptable if there is evidence that the chilling process has begun.

CERTIFICATIONS:

USEPA: WY00002
FL-DOH NELAC: E87641
Arizona: AZ0699
California: 02118CA
Oregon: WY200001
Utah: 3072350515
Virginia: 00057
Washington: C1903

ENERGY LABORATORIES, INC. - CASPER, WY certifies that certain method selections contained in this report meet requirements as set forth by the above accrediting authorities. Some result requested by the client may not be covered under these certifications. All analysis data to be submitted for regulatory enforcement should be certified in the sample state of origin. Please verify ELI's certification coverage by visiting www.energylab.com

PCB ANALYSIS USING EPA 505

Data reported by ELI using EPA method 505 reflects the results for seven individual Aroclors. When the results for all seven are ND (not detected), the sample meets EPA compliance criteria for PCB monitoring.

ELI appreciates the opportunity to provide you with this analytical service. For additional information and services visit our web page www.energylab.com.

The total number of pages of this report are indicated by the page number located in the lower right corner.



Energy Laboratories Inc

Workorder Receipt Checklist



C07010488

Login completed by: Tim Hollen

Date and Time Received: 1/12/2007 9:30 AM

Reviewed by: Tabitha Edwards

Received by: tlh

Reviewed Date: 1/17/2007 12:00:00 AM

Carrier name: Ground

Shipping container/cooler in good condition?	Yes <input checked="" type="checkbox"/>	No <input type="checkbox"/>	Not Present <input type="checkbox"/>
Custody seals intact on shipping container/cooler?	Yes <input checked="" type="checkbox"/>	No <input type="checkbox"/>	Not Present <input type="checkbox"/>
Custody seals intact on sample bottles?	Yes <input type="checkbox"/>	No <input type="checkbox"/>	Not Present <input checked="" type="checkbox"/>
Chain of custody present?	Yes <input checked="" type="checkbox"/>	No <input type="checkbox"/>	
Chain of custody signed when relinquished and received?	Yes <input checked="" type="checkbox"/>	No <input type="checkbox"/>	
Chain of custody agrees with sample labels?	Yes <input checked="" type="checkbox"/>	No <input type="checkbox"/>	
Samples in proper container/bottle?	Yes <input checked="" type="checkbox"/>	No <input type="checkbox"/>	
Sample containers intact?	Yes <input checked="" type="checkbox"/>	No <input type="checkbox"/>	
Sufficient sample volume for indicated test?	Yes <input checked="" type="checkbox"/>	No <input type="checkbox"/>	
All samples received within holding time?	Yes <input checked="" type="checkbox"/>	No <input type="checkbox"/>	
Container/Temp Blank temperature in compliance?	Yes <input checked="" type="checkbox"/>	No <input type="checkbox"/>	2.6°C On Ice
Water - VOA vials have zero headspace?	Yes <input checked="" type="checkbox"/>	No <input type="checkbox"/>	No VOA vials submitted <input type="checkbox"/>
Water - pH acceptable upon receipt?	Yes <input checked="" type="checkbox"/>	No <input type="checkbox"/>	Not Applicable <input type="checkbox"/>

Contact and Corrective Action Comments:

None



Date: 20-Feb-07

CLIENT: United Nuclear Corp
Project: Zone 3
Sample Delivery Group: C07010488

CASE NARRATIVE

THIS IS THE FINAL PAGE OF THE LABORATORY ANALYTICAL REPORT

BRANCH LABORATORY LOCATIONS

eli-b - Energy Laboratories, Inc. - Billings, MT
eli-f - Energy Laboratories, Inc. - Idaho Falls, ID
eli-g - Energy Laboratories, Inc. - Gillette, WY
eli-h - Energy Laboratories, Inc. - Helena, MT
eli-r - Energy Laboratories, Inc. - Rapid City, SD
eli-t - Energy Laboratories, Inc. - College Station, TX

ORIGINAL SAMPLE SUBMITTAL(S)

All original sample submittals have been returned with the data package. A copy of the submittal(s) has been included and tracked in the data package.

SUBCONTRACTING ANALYSIS

Subcontracting of sample analyses to an outside laboratory may be required. If so, ENERGY LABORATORIES will utilize its branch laboratories or qualified contract laboratories for this service. Any such laboratories will be indicated within the Laboratory Analytical Report.

SAMPLE TEMPERATURE COMPLIANCE: 4°C (±2°C)

Temperature of samples received may not be considered properly preserved by accepted standards. Samples that are hand delivered immediately after collection shall be considered acceptable if there is evidence that the chilling process has begun.

CERTIFICATIONS:

USEPA: WY00002
FL-DOH NELAC: E87641
Arizona: AZ0699
California: 02118CA
Oregon: WY200001
Utah: 3072350515
Virginia: 00057
Washington: C1903

ENERGY LABORATORIES, INC. - CASPER, WY certifies that certain method selections contained in this report meet requirements as set forth by the above accrediting authorities. Some result requested by the client may not be covered under these certifications. All analysis data to be submitted for regulatory enforcement should be certified in the sample state of origin. Please verify ELI's certification coverage by visiting www.energylab.com

PCB ANALYSIS USING EPA 505

Data reported by ELI using EPA method 505 reflects the results for seven individual Aroclors. When the results for all seven are ND (not detected), the sample meets EPA compliance criteria for PCB monitoring.

ELI appreciates the opportunity to provide you with this analytical service. For additional information and services visit our web page www.energylab.com.

The total number of pages of this report are indicated by the page number located in the lower right corner.

UNITED NUCLEAR CORPORATION
(State Road 566 - 21 Miles NE of Gallup)
P.O. Box 3077
Gallup, NM 87305-3077
505-722-6651

CHAIN OF CUSTODY

Energy Laboratories, Inc.
Laboratory

2393 N. Salt Creek Highway
Address

Casper WY 82601
City State Zip

307-235-0515
Phone No.

All analysis will be performed in accordance with EPA approved
procedures and/or 15th Edition of Standard Methods

UNC Submittal No. TE-2-1-2007

Sample Description	Date	Time	Filter	PRESERVATION					Preserved By	Analysis Required (For all samples listed)
			0.45u	plain	HNO ₃	H ₂ SO ₄	Na ₂ S ₂ O ₃	NaOH		
TWQ-142	1-15-07	0950		✓ <i>AKB</i>	✓ <i>m</i>	✓ <i>m</i>	✓ <i>AKB</i>			As, Be, Ca, Cd, Cl, HCO ₃ ,
504-B	1-15-07	1032								K, Mg, Mn, Na, NH ₃ , Ni,
719	1-15-07	1108								NO ₃ , Pb, Pb-210, pH, Se,
717	1-16-07	1027								SO ₄ , TDS, Th-230, U, V,
420	1-16-07	1100								Chloroform, Gross
NBL-1	1-16-07	1314								Alpha (-) U & Rn,
EPA-13	1-16-07	1345								Combined Ra-226 & Ra-228, Al,
EPA-2	1-16-07	1426								Co, Mo & Total Trihalomethanes (TTHMs)
EPA-2 DUPLICATE	1-16-07	1444							N A	
711	1-17-07	0910								
711 DUPLICATE	1-17-07	0934								
708	1-17-07	1019								
FIELD BLANK	1-17-07	1134								

Sampled by: Lester H. Rapert

Received by: Map Chiselly Jr.

Dispatched by: Map Chiselly Jr.

Date: 1-17-07 Time: 1400

Carrier: UPS - GROUND

3 ICED COOLER

Method of Shipment

1-15-07 @ 1200.

1-16-07 @ 1200 & 1530

Date: 1-22-07 Time: 10:45

Lab Receipt Signature: [Signature]

Date: 1-22-07 Time: 10:45

0.2 Ice
Chiselly
Seal

The above analysis to be performed is
authorized by:

Signature: [Signature]

Date: 1-17-2007

C07010804



Energy Laboratories, Inc.

Sample Receipt Checklist

Client Name United Nuclear Corporation

Date and Time Received: 1/22/2007 10:45:00 AM

Work Order Number C07010804

Received by It

Login completed by: Tim Hollen

1/22/2007 10:45:00

Reviewed by Roger Garling

1/22/2007

Signature

Date

Initials

Date

Carrier name Ground

Shipping container/cooler in good condition?	Yes <input checked="" type="checkbox"/>	No <input type="checkbox"/>	Not Present <input type="checkbox"/>
Custody seals intact on shipping container/cooler?	Yes <input checked="" type="checkbox"/>	No <input type="checkbox"/>	Not Present <input type="checkbox"/>
Custody seals intact on sample bottles?	Yes <input type="checkbox"/>	No <input type="checkbox"/>	Not Present <input checked="" type="checkbox"/>
Chain of custody present?	Yes <input checked="" type="checkbox"/>	No <input type="checkbox"/>	
Chain of custody signed when relinquished and received?	Yes <input checked="" type="checkbox"/>	No <input type="checkbox"/>	
Chain of custody agrees with sample labels?	Yes <input checked="" type="checkbox"/>	No <input type="checkbox"/>	
Samples in proper container/bottle?	Yes <input checked="" type="checkbox"/>	No <input type="checkbox"/>	
Sample containers intact?	Yes <input checked="" type="checkbox"/>	No <input type="checkbox"/>	
Sufficient sample volume for indicated test?	Yes <input checked="" type="checkbox"/>	No <input type="checkbox"/>	
All samples received within holding time?	Yes <input checked="" type="checkbox"/>	No <input type="checkbox"/>	
Container/Temp Blank temperature in compliance?	Yes <input checked="" type="checkbox"/>	No <input type="checkbox"/>	0.2 °C On Ice
Water - VOA vials have zero headspace?	Yes <input checked="" type="checkbox"/>	No <input type="checkbox"/>	No VOA vials submitted <input type="checkbox"/>
Water - pH acceptable upon receipt?	Yes <input checked="" type="checkbox"/>	No <input type="checkbox"/>	Not Applicable <input type="checkbox"/>

Adjusted? _____ Checked by _____

Contact and Corrective Action Comments:

Samples 001 and 002 were received past the recommended hold time.



Date: 01-Mar-07

CLIENT: United Nuclear Corp
Project: Zone 3
Sample Delivery Group: C07010804

CASE NARRATIVE

THIS IS THE FINAL PAGE OF THE LABORATORY ANALYTICAL REPORT

BRANCH LABORATORY LOCATIONS

eli-b - Energy Laboratories, Inc. - Billings, MT
eli-f - Energy Laboratories, Inc. - Idaho Falls, ID
eli-g - Energy Laboratories, Inc. - Gillette, WY
eli-h - Energy Laboratories, Inc. - Helena, MT
eli-r - Energy Laboratories, Inc. - Rapid City, SD
eli-t - Energy Laboratories, Inc. - College Station, TX

ORIGINAL SAMPLE SUBMITTAL(S)

All original sample submittals have been returned with the data package. A copy of the submittal(s) has been included and tracked in the data package.

SUBCONTRACTING ANALYSIS

Subcontracting of sample analyses to an outside laboratory may be required. If so, ENERGY LABORATORIES will utilize its branch laboratories or qualified contract laboratories for this service. Any such laboratories will be indicated within the Laboratory Analytical Report.

SAMPLE TEMPERATURE COMPLIANCE: 4°C (±2°C)

Temperature of samples received may not be considered properly preserved by accepted standards. Samples that are hand delivered immediately after collection shall be considered acceptable if there is evidence that the chilling process has begun.

CERTIFICATIONS:

USEPA: WY00002
FL-DOH NELAC: E87641
Arizona: AZ0699
California: 02118CA
Oregon: WY200001
Utah: 3072350515
Virginia: 00057
Washington: C1903

ENERGY LABORATORIES, INC. - CASPER, WY certifies that certain method selections contained in this report meet requirements as set forth by the above accrediting authorities. Some result requested by the client may not be covered under these certifications. All analysis data to be submitted for regulatory enforcement should be certified in the sample state of origin. Please verify ELI's certification coverage by visiting www.energylab.com

PCB ANALYSIS USING EPA 505

Data reported by ELI using EPA method 505 reflects the results for seven individual Aroclors. When the results for all seven are ND (not detected), the sample meets EPA compliance criteria for PCB monitoring.

ELI appreciates the opportunity to provide you with this analytical service. For additional information and services visit our web page www.energylab.com.

The total number of pages of this report are indicated by the page number located in the lower right corner.



Note: Revised report for NBL-1

Date: 06-Mar-07

CLIENT: United Nuclear Corp
Project: Zone 3
Sample Delivery Group: C07010804

CASE NARRATIVE

THIS IS THE FINAL PAGE OF THE LABORATORY ANALYTICAL REPORT

REVISED/SUPPLEMENTAL REPORT

The attached analytical report has been revised from a previously submitted report to include a corrected report for sample 005.

BRANCH LABORATORY LOCATIONS

eli-b - Energy Laboratories, Inc. - Billings, MT
eli-f - Energy Laboratories, Inc. - Idaho Falls, ID
eli-g - Energy Laboratories, Inc. - Gillette, WY
eli-h - Energy Laboratories, Inc. - Helena, MT
eli-r - Energy Laboratories, Inc. - Rapid City, SD
eli-t - Energy Laboratories, Inc. - College Station, TX

ORIGINAL SAMPLE SUBMITTAL(S)

All original sample submittals have been returned with the data package. A copy of the submittal(s) has been included and tracked in the data package.

SUBCONTRACTING ANALYSIS

Subcontracting of sample analyses to an outside laboratory may be required. If so, ENERGY LABORATORIES will utilize its branch laboratories or qualified contract laboratories for this service. Any such laboratories will be indicated within the Laboratory Analytical Report.

SAMPLE TEMPERATURE COMPLIANCE: 4°C (±2°C)

Temperature of samples received may not be considered properly preserved by accepted standards. Samples that are hand delivered immediately after collection shall be considered acceptable if there is evidence that the chilling process has begun.

CERTIFICATIONS:

USEPA: WY00002
FL-DOH NELAC: E87641
Arizona: AZ0699
California: 02118CA
Oregon: WY200001
Utah: 3072350515
Virginia: 00057
Washington: C1903

ENERGY LABORATORIES, INC. - CASPER, WY certifies that certain method selections contained in this report meet requirements as set forth by the above accrediting authorities. Some result requested by the client may not be covered under these certifications. All analysis data to be submitted for regulatory enforcement should be certified in the sample state of origin. Please verify ELI's certification coverage by visiting www.energylab.com

PCB ANALYSIS USING EPA 505

Data reported by ELI using EPA method 505 reflects the results for seven individual Aroclors. When the results for all seven are ND (not detected), the sample meets EPA compliance criteria for PCB monitoring.

ELI appreciates the opportunity to provide you with this analytical service. For additional information and services visit our web page www.energylab.com.

The total number of pages of this report are indicated by the page number located in the lower right corner.



Energy Laboratories Inc

Workorder Receipt Checklist



C07010803

Login completed by: Corinne Wagner

Date and Time Received: 1/22/2007 10:45 AM

Reviewed by: Roger Garling

Received by: It

Reviewed Date: 1/22/2007 12:00:00 AM

Carrier name: Ground

Shipping container/cooler in good condition?	Yes <input checked="" type="checkbox"/>	No <input type="checkbox"/>	Not Present <input type="checkbox"/>
Custody seals intact on shipping container/cooler?	Yes <input checked="" type="checkbox"/>	No <input type="checkbox"/>	Not Present <input type="checkbox"/>
Custody seals intact on sample bottles?	Yes <input type="checkbox"/>	No <input type="checkbox"/>	Not Present <input checked="" type="checkbox"/>
Chain of custody present?	Yes <input checked="" type="checkbox"/>	No <input type="checkbox"/>	
Chain of custody signed when relinquished and received?	Yes <input checked="" type="checkbox"/>	No <input type="checkbox"/>	
Chain of custody agrees with sample labels?	Yes <input checked="" type="checkbox"/>	No <input type="checkbox"/>	
Samples in proper container/bottle?	Yes <input checked="" type="checkbox"/>	No <input type="checkbox"/>	
Sample containers intact?	Yes <input checked="" type="checkbox"/>	No <input type="checkbox"/>	
Sufficient sample volume for indicated test?	Yes <input checked="" type="checkbox"/>	No <input type="checkbox"/>	
All samples received within holding time?	Yes <input checked="" type="checkbox"/>	No <input type="checkbox"/>	
Container/Temp Blank temperature in compliance?	Yes <input checked="" type="checkbox"/>	No <input type="checkbox"/>	0.2°C On Ice
Water - VOA vials have zero headspace?	Yes <input type="checkbox"/>	No <input type="checkbox"/>	No VOA vials submitted <input checked="" type="checkbox"/>
Water - pH acceptable upon receipt?	Yes <input checked="" type="checkbox"/>	No <input type="checkbox"/>	Not Applicable <input type="checkbox"/>

Contact and Corrective Action Comments:

None



Date: 20-Feb-07

CLIENT: United Nuclear Corp
Project: Zone 1
Sample Delivery Group: C07010803

CASE NARRATIVE

THIS IS THE FINAL PAGE OF THE LABORATORY ANALYTICAL REPORT

BRANCH LABORATORY LOCATIONS

eli-b - Energy Laboratories, Inc. - Billings, MT
eli-f - Energy Laboratories, Inc. - Idaho Falls, ID
eli-g - Energy Laboratories, Inc. - Gillette, WY
eli-h - Energy Laboratories, Inc. - Helena, MT
eli-r - Energy Laboratories, Inc. - Rapid City, SD
eli-t - Energy Laboratories, Inc. - College Station, TX

ORIGINAL SAMPLE SUBMITTAL(S)

All original sample submittals have been returned with the data package. A copy of the submittal(s) has been included and tracked in the data package.

SUBCONTRACTING ANALYSIS

Subcontracting of sample analyses to an outside laboratory may be required. If so, ENERGY LABORATORIES will utilize its branch laboratories or qualified contract laboratories for this service. Any such laboratories will be indicated within the Laboratory Analytical Report.

SAMPLE TEMPERATURE COMPLIANCE: 4°C (±2°C)

Temperature of samples received may not be considered properly preserved by accepted standards. Samples that are hand delivered immediately after collection shall be considered acceptable if there is evidence that the chilling process has begun.

CERTIFICATIONS:

USEPA: WY00002
FL-DOH NELAC: E87641
Arizona: AZ0699
California: 02118CA
Oregon: WY200001
Utah: 3072350515
Virginia: 00057
Washington: C1903

ENERGY LABORATORIES, INC. - CASPER, WY certifies that certain method selections contained in this report meet requirements as set forth by the above accrediting authorities. Some result requested by the client may not be covered under these certifications. All analysis data to be submitted for regulatory enforcement should be certified in the sample state of origin. Please verify ELI's certification coverage by visiting www.energylab.com

PCB ANALYSIS USING EPA 505

Data reported by ELI using EPA method 505 reflects the results for seven individual Aroclors. When the results for all seven are ND (not detected), the sample meets EPA compliance criteria for PCB monitoring.

ELI appreciates the opportunity to provide you with this analytical service. For additional information and services visit our web page www.energylab.com.

The total number of pages of this report are indicated by the page number located in the lower right corner.

CHAIN OF CUSTODY

Date 1-23-2007

1 ICED COOLER
Method of Shipment



Energy Laboratories Inc

Workorder Receipt Checklist



C07010982

Login completed by: Linda Traher

Date and Time Received: 1/25/2007 9:30 AM

Reviewed by: Roger Garling

Received by: It

Reviewed Date: 1/25/2007 12:00:00 AM

Carrier name: Ground

Shipping container/cooler in good condition?	Yes <input checked="" type="checkbox"/>	No <input type="checkbox"/>	Not Present <input type="checkbox"/>
Custody seals intact on shipping container/cooler?	Yes <input checked="" type="checkbox"/>	No <input type="checkbox"/>	Not Present <input type="checkbox"/>
Custody seals intact on sample bottles?	Yes <input type="checkbox"/>	No <input type="checkbox"/>	Not Present <input checked="" type="checkbox"/>
Chain of custody present?	Yes <input checked="" type="checkbox"/>	No <input type="checkbox"/>	
Chain of custody signed when relinquished and received?	Yes <input checked="" type="checkbox"/>	No <input type="checkbox"/>	
Chain of custody agrees with sample labels?	Yes <input checked="" type="checkbox"/>	No <input type="checkbox"/>	
Samples in proper container/bottle?	Yes <input checked="" type="checkbox"/>	No <input type="checkbox"/>	
Sample containers intact?	Yes <input checked="" type="checkbox"/>	No <input type="checkbox"/>	
Sufficient sample volume for indicated test?	Yes <input checked="" type="checkbox"/>	No <input type="checkbox"/>	
All samples received within holding time?	Yes <input checked="" type="checkbox"/>	No <input type="checkbox"/>	
Container/Temp Blank temperature in compliance?	Yes <input checked="" type="checkbox"/>	No <input type="checkbox"/>	4.4°C On Ice
Water - VOA vials have zero headspace?	Yes <input checked="" type="checkbox"/>	No <input type="checkbox"/>	No VOA vials submitted <input type="checkbox"/>
Water - pH acceptable upon receipt?	Yes <input checked="" type="checkbox"/>	No <input type="checkbox"/>	Not Applicable <input type="checkbox"/>

Contact and Corrective Action Comments:

None



Date: 21-Feb-07

CLIENT: United Nuclear Corp
Project: Zone 1
Sample Delivery Group: C07010982

CASE NARRATIVE

THIS IS THE FINAL PAGE OF THE LABORATORY ANALYTICAL REPORT

BRANCH LABORATORY LOCATIONS

eli-b - Energy Laboratories, Inc. - Billings, MT
eli-f - Energy Laboratories, Inc. - Idaho Falls, ID
eli-g - Energy Laboratories, Inc. - Gillette, WY
eli-h - Energy Laboratories, Inc. - Helena, MT
eli-r - Energy Laboratories, Inc. - Rapid City, SD
eli-t - Energy Laboratories, Inc. - College Station, TX

ORIGINAL SAMPLE SUBMITTAL(S)

All original sample submittals have been returned with the data package. A copy of the submittal(s) has been included and tracked in the data package.

SUBCONTRACTING ANALYSIS

Subcontracting of sample analyses to an outside laboratory may be required. If so, ENERGY LABORATORIES will utilize its branch laboratories or qualified contract laboratories for this service. Any such laboratories will be indicated within the Laboratory Analytical Report.

SAMPLE TEMPERATURE COMPLIANCE: 4°C (±2°C)

Temperature of samples received may not be considered properly preserved by accepted standards. Samples that are hand delivered immediately after collection shall be considered acceptable if there is evidence that the chilling process has begun.

CERTIFICATIONS:

USEPA: WY00002
FL-DOH NELAC: E87641
Arizona: AZ0699
California: 02118CA
Oregon: WY200001
Utah: 3072350515
Virginia: 00057
Washington: C1903

ENERGY LABORATORIES, INC. - CASPER, WY certifies that certain method selections contained in this report meet requirements as set forth by the above accrediting authorities. Some result requested by the client may not be covered under these certifications. All analysis data to be submitted for regulatory enforcement should be certified in the sample state of origin. Please verify ELI's certification coverage by visiting www.energylab.com

PCB ANALYSIS USING EPA 505

Data reported by ELI using EPA method 505 reflects the results for seven individual Aroclors. When the results for all seven are ND (not detected), the sample meets EPA compliance criteria for PCB monitoring.

ELI appreciates the opportunity to provide you with this analytical service. For additional information and services visit our web page www.energylab.com.

The total number of pages of this report are indicated by the page number located in the lower right corner.



Energy Laboratories, Inc.

Sample Receipt Checklist

Client Name United Nuclear Corporation

Date and Time Received: 1/25/2007 9:30:00 AM

Work Order Number C07010984

Received by It

Login completed by: Linda Traher 1/25/2007 9:30:00
Signature Date

Reviewed by Roger Garling 1/25/2007
Initials Date

Carrier name Ground

Shipping container/cooler in good condition?	Yes <input checked="" type="checkbox"/>	No <input type="checkbox"/>	Not Present <input type="checkbox"/>
Custody seals intact on shipping container/cooler?	Yes <input checked="" type="checkbox"/>	No <input type="checkbox"/>	Not Present <input type="checkbox"/>
Custody seals intact on sample bottles?	Yes <input type="checkbox"/>	No <input type="checkbox"/>	Not Present <input checked="" type="checkbox"/>
Chain of custody present?	Yes <input checked="" type="checkbox"/>	No <input type="checkbox"/>	
Chain of custody signed when relinquished and received?	Yes <input checked="" type="checkbox"/>	No <input type="checkbox"/>	
Chain of custody agrees with sample labels?	Yes <input checked="" type="checkbox"/>	No <input type="checkbox"/>	
Samples in proper container/bottle?	Yes <input checked="" type="checkbox"/>	No <input type="checkbox"/>	
Sample containers intact?	Yes <input checked="" type="checkbox"/>	No <input type="checkbox"/>	
Sufficient sample volume for indicated test?	Yes <input checked="" type="checkbox"/>	No <input type="checkbox"/>	
All samples received within holding time?	Yes <input checked="" type="checkbox"/>	No <input type="checkbox"/>	
Container/Temp Blank temperature in compliance?	Yes <input checked="" type="checkbox"/>	No <input type="checkbox"/>	4.4 °C On Ice
Water - VOA vials have zero headspace?	Yes <input checked="" type="checkbox"/>	No <input type="checkbox"/>	No VOA vials submitted <input type="checkbox"/>
Water - pH acceptable upon receipt?	Yes <input checked="" type="checkbox"/>	No <input type="checkbox"/>	Not Applicable <input type="checkbox"/>

Adjusted? _____ Checked by _____

Contact and Corrective Action Comments:

None



Date: 02-Mar-07

CLIENT: United Nuclear Corp
Project: Zone 3
Sample Delivery Group: C07010984

CASE NARRATIVE

THIS IS THE FINAL PAGE OF THE LABORATORY ANALYTICAL REPORT

BRANCH LABORATORY LOCATIONS

eli-b - Energy Laboratories, Inc. - Billings, MT
eli-f - Energy Laboratories, Inc. - Idaho Falls, ID
eli-g - Energy Laboratories, Inc. - Gillette, WY
eli-h - Energy Laboratories, Inc. - Helena, MT
eli-r - Energy Laboratories, Inc. - Rapid City, SD
eli-t - Energy Laboratories, Inc. - College Station, TX

ORIGINAL SAMPLE SUBMITTAL(S)

All original sample submittals have been returned with the data package. A copy of the submittal(s) has been included and tracked in the data package.

SUBCONTRACTING ANALYSIS

Subcontracting of sample analyses to an outside laboratory may be required. If so, ENERGY LABORATORIES will utilize its branch laboratories or qualified contract laboratories for this service. Any such laboratories will be indicated within the Laboratory Analytical Report.

SAMPLE TEMPERATURE COMPLIANCE: 4°C (±2°C)

Temperature of samples received may not be considered properly preserved by accepted standards. Samples that are hand delivered immediately after collection shall be considered acceptable if there is evidence that the chilling process has begun.

CERTIFICATIONS:

USEPA: WY00002
FL-DOH NELAC: E87641
Arizona: AZ0699
California: 02118CA
Oregon: WY200001
Utah: 3072350515
Virginia: 00057
Washington: C1903

ENERGY LABORATORIES, INC. - CASPER, WY certifies that certain method selections contained in this report meet requirements as set forth by the above accrediting authorities. Some result requested by the client may not be covered under these certifications. All analysis data to be submitted for regulatory enforcement should be certified in the sample state of origin. Please verify ELI's certification coverage by visiting www.energylab.com

PCB ANALYSIS USING EPA 505

Data reported by ELI using EPA method 505 reflects the results for seven individual Aroclors. When the results for all seven are ND (not detected), the sample meets EPA compliance criteria for PCB monitoring.

ELI appreciates the opportunity to provide you with this analytical service. For additional information and services visit our web page www.energylab.com.

The total number of pages of this report are indicated by the page number located in the lower right corner.

UNITED NUCLEAR CORPORATION
(State Road 566 - 21 Miles NE of Gallup)
P.O. Box 3077
Gallup, NM 87305-3077
505-722-6651

CHAIN OF CUSTODY

Energy Laboratories, Inc.
Laboratory

2393 N. Salt Creek Highway
Address

Casper WY 82601
City State Zip

307-235-0515
Phone No.

All analysis will be performed in accordance with EPA approved
procedures and/or 15th Edition of Standard Methods

UNC Submittal No. TE- 4-4-2007 (PG. 1 OF 2)

Sample Description	Date	Time	Filter	PRESERVATION				Na ₂ S ₂ O ₃	NaOH	Preserved By	Analysis Required (For all samples listed)
			0.45u	plain	HNO ₃	H ₂ SO ₄					
509-D	4-9-07	0940		✓ PL	✓ PL	✓ PL		✓ PL			As, Be, Ca, Cd, Cl, HCO ₃ ,
EPA-23	4-9-07	1015									K, Mg, Mn, Na, NH ₃ , Ni,
803	4-9-07	1044									NO ₃ , Pb, Pb-210, pH, Se,
808	4-9-07	1110									SO ₄ , TDS, Th-230, U, V,
802	4-9-07	1124									Chloroform, Gross
801	4-9-07	1323									Alpha (-) U & Rn,
GW-2	4-9-07	1351									Combined Ra-226 & Ra-228, Al,
GW-1	4-9-07	1422									Co, Mo & Total Trihalomethanes (TTHMs)
632	4-9-07	1450								N/A	
624	4-10-07	0857									
624 DUPLICATE	4-10-07	0920									(See attached updated
SBL-1	4-10-07	0944									list of wells.)
EPA-28	4-10-07	1013									
GW-3	4-10-07	1100									
EPA-25	4-10-07	1141		↓	↓	↓		↓			

Sampled by: Lance J. Borst
Dispatched by: Map Chiselly J.
Carrier: UPS GROUND
4 ICED COOLER
Method of Shipment

Received by: Map Chiselly J.
Date: 4-11-07 Time: 1300

4-9-07 @ 1215 & 1530
4-10-07 @ 1215
Date: 4-11-07 Time: 1330
Lab Receipt Signature: [Signature]
Date: 4-11-07 Time: 1330

The above analysis to be performed is
authorized by:

Signature: Map Chiselly J.
Date: 4-11-07

5.8 Tco

007040656

CHAIN OF CUSTODY

Laboratory

Casper	WY	82601
City	State	Zip

307-235-0515
Phone No.

All analysis will be performed in accordance with EPA approved procedures and/or 15th Edition of Standard Methods

UNC Submittal No. TE-4-4-2007 (PG. 2 OF 2)

[illegible]

Sampled by: Gene H. Bagnall Received by: Map Chisley Jr.
 Dispatched by: Map Chisley Jr. 4-11-07 1300
 Carrier: UPS GROUND Date Time.
4 ICED COOLER
 Method of Shipment

4-10-07 @ 1535
4-10-07 @ 1145
Date _____ Time _____
[Signature]
Lab Receipt Signature
J 13/07 9230
Date _____ Time _____

The above analysis to be performed is authorized by:

 Signature

 Date

CA7040656



Energy Laboratories, Inc.

Sample Receipt Checklist

Client Name **United Nuclear Corporation**

Date and Time Received: **4/13/2007 09:30:00**

Work Order Number **C07040656**

Received by **It**

Login completed by: **Tim Hollen**

4/13/2007 09:30:00

Reviewed by **Roger Garling**

4/16/2007

Signature

Date

Initials

Date

Carrier name **Ground**

Shipping container/cooler in good condition?	Yes <input checked="" type="checkbox"/>	No <input type="checkbox"/>	Not Present <input type="checkbox"/>
Custody seals intact on shipping container/cooler?	Yes <input type="checkbox"/>	No <input type="checkbox"/>	Not Present <input checked="" type="checkbox"/>
Custody seals intact on sample bottles?	Yes <input type="checkbox"/>	No <input type="checkbox"/>	Not Present <input checked="" type="checkbox"/>
Chain of custody present?	Yes <input checked="" type="checkbox"/>	No <input type="checkbox"/>	
Chain of custody signed when relinquished and received?	Yes <input checked="" type="checkbox"/>	No <input type="checkbox"/>	
Chain of custody agrees with sample labels?	Yes <input type="checkbox"/>	No <input checked="" type="checkbox"/>	
Samples in proper container/bottle?	Yes <input checked="" type="checkbox"/>	No <input type="checkbox"/>	
Sample containers intact?	Yes <input type="checkbox"/>	No <input checked="" type="checkbox"/>	
Sufficient sample volume for indicated test?	Yes <input type="checkbox"/>	No <input checked="" type="checkbox"/>	
All samples received within holding time?	Yes <input checked="" type="checkbox"/>	No <input type="checkbox"/>	
Container/Temp Blank temperature in compliance?	Yes <input checked="" type="checkbox"/>	No <input type="checkbox"/>	5.8 °C On Ice
Water - VOA vials have zero headspace?	Yes <input type="checkbox"/>	No <input type="checkbox"/>	No VOA vials submitted <input checked="" type="checkbox"/>
Water - pH acceptable upon receipt?	Yes <input checked="" type="checkbox"/>	No <input type="checkbox"/>	Not Applicable <input type="checkbox"/>

Adjusted? _____

Checked by _____

Contact and Corrective Action Comments:

Missing one cooler from original shipping date and receipt at lab.

Splits were made from raw sample materials and preserved as necessary to compensate for missing 2L preserved bottles so that the analysis could move forward as much as possible.

Fourth cooler received 4/16/2007.



Date: 05-Jun-07

CLIENT: United Nuclear Corp
Project: Alluvium
Sample Delivery Group: C07040656

CASE NARRATIVE

THIS IS THE FINAL PAGE OF THE LABORATORY ANALYTICAL REPORT

ORIGINAL SAMPLE SUBMITTAL(S)

All original sample submittals have been returned with the data package. A copy of the submittal(s) has been included and tracked in the data package.

SAMPLE TEMPERATURE COMPLIANCE: 4°C (±2°C)

Temperature of samples received may not be considered properly preserved by accepted standards. Samples that are hand delivered immediately after collection shall be considered acceptable if there is evidence that the chilling process has begun.

SOIL/SOLID SAMPLES

All samples reported on an as received basis unless otherwise indicated.

PCB ANALYSIS USING EPA 505

Data reported by ELI using EPA method 505 reflects the results for seven individual Aroclors. When the results for all seven are ND (not detected), the sample meets EPA compliance criteria for PCB monitoring.

SUBCONTRACTING ANALYSIS

Subcontracting of sample analyses to an outside laboratory may be required. If so, ENERGY LABORATORIES will utilize its branch laboratories or qualified contract laboratories for this service. Any such laboratories will be indicated within the Laboratory Analytical Report.

BRANCH LABORATORY LOCATIONS

eli-b - Energy Laboratories, Inc. - Billings, MT
eli-f - Energy Laboratories, Inc. - Idaho Falls, ID
eli-g - Energy Laboratories, Inc. - Gillette, WY
eli-h - Energy Laboratories, Inc. - Helena, MT
eli-r - Energy Laboratories, Inc. - Rapid City, SD
eli-t - Energy Laboratories, Inc. - College Station, TX

CERTIFICATIONS:

USEPA: WY00002; FL-DOH NELAC: E87641; Arizona: AZ0699; California: 02118CA
Oregon: WY200001; Utah: 3072350515; Virginia: 00057; Washington: C1903

ISO 17025 DISCLAIMER:

The results of this Analytical Report relate only to the items submitted for analysis.

ENERGY LABORATORIES, INC. - CASPER, WY certifies that certain method selections contained in this report meet requirements as set forth by the above accrediting authorities. Some result requested by the client may not be covered under these certifications. All analysis data to be submitted for regulatory enforcement should be certified in the sample state of origin. Please verify ELI's certification coverage by visiting www.energylab.com

ELI appreciates the opportunity to provide you with this analytical service. For additional information and services visit our web page www.energylab.com.

The total number of pages of this report are indicated by the page number located in the lower right corner.



Energy Laboratories, Inc.

Sample Receipt Checklist

Client Name **United Nuclear Corporation**

Date and Time Received: **4/13/2007 09:30:00**

Work Order Number **C07040670**

Received by **It**

Login completed by: **Tim Hollen**

4/13/2007 09:30:00

Reviewed by

Signature

Date

Initials

Date

Carrier name **Ground**

Shipping container/cooler in good condition?	Yes <input checked="" type="checkbox"/>	No <input type="checkbox"/>	Not Present <input type="checkbox"/>
Custody seals intact on shipping container/cooler?	Yes <input type="checkbox"/>	No <input type="checkbox"/>	Not Present <input checked="" type="checkbox"/>
Custody seals intact on sample bottles?	Yes <input type="checkbox"/>	No <input type="checkbox"/>	Not Present <input checked="" type="checkbox"/>
Chain of custody present?	Yes <input checked="" type="checkbox"/>	No <input type="checkbox"/>	
Chain of custody signed when relinquished and received?	Yes <input checked="" type="checkbox"/>	No <input type="checkbox"/>	
Chain of custody agrees with sample labels?	Yes <input checked="" type="checkbox"/>	No <input type="checkbox"/>	
Samples in proper container/bottle?	Yes <input checked="" type="checkbox"/>	No <input type="checkbox"/>	
Sample containers intact?	Yes <input checked="" type="checkbox"/>	No <input type="checkbox"/>	
Sufficient sample volume for indicated test?	Yes <input checked="" type="checkbox"/>	No <input type="checkbox"/>	
All samples received within holding time?	Yes <input checked="" type="checkbox"/>	No <input type="checkbox"/>	
Container/Temp Blank temperature in compliance?	Yes <input checked="" type="checkbox"/>	No <input type="checkbox"/>	5.8 °C On Ice
Water - VOA vials have zero headspace?	Yes <input checked="" type="checkbox"/>	No <input type="checkbox"/>	No VOA vials submitted <input type="checkbox"/>
Water - pH acceptable upon receipt?	Yes <input checked="" type="checkbox"/>	No <input type="checkbox"/>	Not Applicable <input type="checkbox"/>

Adjusted? _____ Checked by _____

Contact and Corrective Action Comments:

Splits made for metals analysis in lab.



Date: 09-May-07

CLIENT: United Nuclear Corp
Project: Zone 1
Sample Delivery Group: C07040670

CASE NARRATIVE

THIS IS THE FINAL PAGE OF THE LABORATORY ANALYTICAL REPORT

ORIGINAL SAMPLE SUBMITTAL(S)

All original sample submittals have been returned with the data package. A copy of the submittal(s) has been included and tracked in the data package.

SAMPLE TEMPERATURE COMPLIANCE: 4°C (±2°C)

Temperature of samples received may not be considered properly preserved by accepted standards. Samples that are hand delivered immediately after collection shall be considered acceptable if there is evidence that the chilling process has begun.

SOIL/SOLID SAMPLES

All samples reported on an as received basis unless otherwise indicated.

PCB ANALYSIS USING EPA 505

Data reported by ELI using EPA method 505 reflects the results for seven individual Aroclors. When the results for all seven are ND (not detected), the sample meets EPA compliance criteria for PCB monitoring.

SUBCONTRACTING ANALYSIS

Subcontracting of sample analyses to an outside laboratory may be required. If so, ENERGY LABORATORIES will utilize its branch laboratories or qualified contract laboratories for this service. Any such laboratories will be indicated within the Laboratory Analytical Report.

BRANCH LABORATORY LOCATIONS

eli-b - Energy Laboratories, Inc. - Billings, MT
eli-f - Energy Laboratories, Inc. - Idaho Falls, ID
eli-g - Energy Laboratories, Inc. - Gillette, WY
eli-h - Energy Laboratories, Inc. - Helena, MT
eli-r - Energy Laboratories, Inc. - Rapid City, SD
eli-t - Energy Laboratories, Inc. - College Station, TX

CERTIFICATIONS:

USEPA: WY00002; FL-DOH NELAC: E87641; Arizona: AZ0699; California: 02118CA
Oregon: WY200001; Utah: 3072350515; Virginia: 00057; Washington: C1903

ISO 17025 DISCLAIMER:

The results of this Analytical Report relate only to the items submitted for analysis.

ENERGY LABORATORIES, INC. - CASPER, WY certifies that certain method selections contained in this report meet requirements as set forth by the above accrediting authorities. Some result requested by the client may not be covered under these certifications. All analysis data to be submitted for regulatory enforcement should be certified in the sample state of origin. Please verify ELI's certification coverage by visiting www.energylab.com

ELI appreciates the opportunity to provide you with this analytical service. For additional information and services visit our web page www.energylab.com.

The total number of pages of this report are indicated by the page number located in the lower right corner.



Date: 10-Aug-07

CLIENT: United Nuclear Corp
Project: Zone 1
Sample Delivery Group: C07040670

CASE NARRATIVE

THIS IS THE FINAL PAGE OF THE LABORATORY ANALYTICAL REPORT

REVISED/SUPPLEMENTAL REPORT

The attached analytical report has been revised from a previously submitted report to include QA/QC.

ORIGINAL SAMPLE SUBMITTAL(S)

All original sample submittals have been returned with the data package. A copy of the submittal(s) has been included and tracked in the data package.

SAMPLE TEMPERATURE COMPLIANCE: 4°C (±2°C)

Temperature of samples received may not be considered properly preserved by accepted standards. Samples that are hand delivered immediately after collection shall be considered acceptable if there is evidence that the chilling process has begun.

SOIL/SOLID SAMPLES

All samples reported on an as received basis unless otherwise indicated.

PCB ANALYSIS USING EPA 505

Data reported by ELI using EPA method 505 reflects the results for seven individual Aroclors. When the results for all seven are ND (not detected), the sample meets EPA compliance criteria for PCB monitoring.

SUBCONTRACTING ANALYSIS

Subcontracting of sample analyses to an outside laboratory may be required. If so, ENERGY LABORATORIES will utilize its branch laboratories or qualified contract laboratories for this service. Any such laboratories will be indicated within the Laboratory Analytical Report.

BRANCH LABORATORY LOCATIONS

eli-b - Energy Laboratories, Inc. - Billings, MT
eli-f - Energy Laboratories, Inc. - Idaho Falls, ID
eli-g - Energy Laboratories, Inc. - Gillette, WY
eli-h - Energy Laboratories, Inc. - Helena, MT
eli-r - Energy Laboratories, Inc. - Rapid City, SD
eli-t - Energy Laboratories, Inc. - College Station, TX

CERTIFICATIONS:

USEPA: WY00002; FL-DOH NELAC: E87641; Arizona: AZ0699; California: 02118CA
Oregon: WY200001; Utah: 3072350515; Virginia: 00057; Washington: C1903

ISO 17025 DISCLAIMER:

The results of this Analytical Report relate only to the items submitted for analysis.

ENERGY LABORATORIES, INC. - CASPER, WY certifies that certain method selections contained in this report meet requirements as set forth by the above accrediting authorities. Some result requested by the client may not be covered under these certifications. All analysis data to be submitted for regulatory enforcement should be certified in the sample state of origin. Please verify ELI's certification coverage by visiting www.energylab.com

ELI appreciates the opportunity to provide you with this analytical service. For additional information and services visit our web page www.energylab.com.

The total number of pages of this report are indicated by the page number located in the lower right corner.



Energy Laboratories, Inc.

Sample Receipt Checklist

Client Name United Nuclear Corporation

Date and Time Received: 4/13/2007 09:30:00

Work Order Number C07040669

Received by It

Login completed by: Tim Hollen

4/13/2007 09:30:00

Reviewed by Roger Garling

4/16/2007

Signature

Date

Initials

Date

Carrier name Ground

Shipping container/cooler in good condition?	Yes <input checked="" type="checkbox"/>	No <input type="checkbox"/>	Not Present <input type="checkbox"/>
Custody seals intact on shipping container/cooler?	Yes <input type="checkbox"/>	No <input type="checkbox"/>	Not Present <input checked="" type="checkbox"/>
Custody seals intact on sample bottles?	Yes <input type="checkbox"/>	No <input type="checkbox"/>	Not Present <input checked="" type="checkbox"/>
Chain of custody present?	Yes <input checked="" type="checkbox"/>	No <input type="checkbox"/>	
Chain of custody signed when relinquished and received?	Yes <input checked="" type="checkbox"/>	No <input type="checkbox"/>	
Chain of custody agrees with sample labels?	Yes <input type="checkbox"/>	No <input checked="" type="checkbox"/>	
Samples in proper container/bottle?	Yes <input checked="" type="checkbox"/>	No <input type="checkbox"/>	
Sample containers intact?	Yes <input checked="" type="checkbox"/>	No <input type="checkbox"/>	
Sufficient sample volume for indicated test?	Yes <input checked="" type="checkbox"/>	No <input type="checkbox"/>	
All samples received within holding time?	Yes <input checked="" type="checkbox"/>	No <input type="checkbox"/>	
Container/Temp Blank temperature in compliance?	Yes <input checked="" type="checkbox"/>	No <input type="checkbox"/>	5.8 °C On Ice
Water - VOA vials have zero headspace?	Yes <input checked="" type="checkbox"/>	No <input type="checkbox"/>	No VOA vials submitted <input type="checkbox"/>
Water - pH acceptable upon receipt?	Yes <input type="checkbox"/>	No <input checked="" type="checkbox"/>	Not Applicable <input type="checkbox"/>

Adjusted? _____ Checked by _____

Contact and Corrective Action Comments:

Missing (1) cooler from original shipping date and receipt at lab. Splits were made from raw sample materials and preserved as necessary to compensate for missing 2L preserved bottles so that the analysis could move forward as much as possible.



Date: 22-May-07

CLIENT: United Nuclear Corp

Project: Zone 3

Sample Delivery Group: C07040669

CASE NARRATIVE

THIS IS THE FINAL PAGE OF THE LABORATORY ANALYTICAL REPORT

ORIGINAL SAMPLE SUBMITTAL(S)

All original sample submittals have been returned with the data package. A copy of the submittal(s) has been included and tracked in the data package.

SAMPLE TEMPERATURE COMPLIANCE: 4°C (±2°C)

Temperature of samples received may not be considered properly preserved by accepted standards. Samples that are hand delivered immediately after collection shall be considered acceptable if there is evidence that the chilling process has begun.

SOIL/SOLID SAMPLES

All samples reported on an as received basis unless otherwise indicated.

PCB ANALYSIS USING EPA 505

Data reported by ELI using EPA method 505 reflects the results for seven individual Aroclors. When the results for all seven are ND (not detected), the sample meets EPA compliance criteria for PCB monitoring.

SUBCONTRACTING ANALYSIS

Subcontracting of sample analyses to an outside laboratory may be required. If so, ENERGY LABORATORIES will utilize its branch laboratories or qualified contract laboratories for this service. Any such laboratories will be indicated within the Laboratory Analytical Report.

BRANCH LABORATORY LOCATIONS

eli-b - Energy Laboratories, Inc. - Billings, MT
eli-f - Energy Laboratories, Inc. - Idaho Falls, ID
eli-g - Energy Laboratories, Inc. - Gillette, WY
eli-h - Energy Laboratories, Inc. - Helena, MT
eli-r - Energy Laboratories, Inc. - Rapid City, SD
eli-t - Energy Laboratories, Inc. - College Station, TX

CERTIFICATIONS:

USEPA: WY00002; FL-DOH NELAC: E87641; Arizona: AZ0699; California: 02118CA
Oregon: WY200001; Utah: 3072350515; Virginia: 00057; Washington: C1903

ISO 17025 DISCLAIMER:

The results of this Analytical Report relate only to the items submitted for analysis.

ENERGY LABORATORIES, INC. - CASPER, WY certifies that certain method selections contained in this report meet requirements as set forth by the above accrediting authorities. Some result requested by the client may not be covered under these certifications. All analysis data to be submitted for regulatory enforcement should be certified in the sample state of origin. Please verify ELI's certification coverage by visiting www.energylab.com

ELI appreciates the opportunity to provide you with this analytical service. For additional information and services visit our web page www.energylab.com.

The total number of pages of this report are indicated by the page number located in the lower right corner.

UNITED NUCLEAR CORPORATION
(State Road 566 - 21 Miles NE of Gallup)
P.O. Box 3077
Gallup, NM 87305-3077
505-722-6651

CHAIN OF CUSTODY

Energy Laboratories, Inc.
Laboratory

2393 N. Salt Creek Highway
Address

Casper WY 82601
City State Zip

307-235-0515
Phone No.

All analysis will be performed in accordance with EPA approved procedures and/or 15th Edition of Standard Methods

UNC Submittal No. TE-5-4-2007 (PG. 10F2)

Sample Description	Date	Time	Filter 0.45u	PRESERVATION				H ₂ SO ₄	Na ₂ S ₂ O ₃	NaOH	Preserved By	Analysis Required (For all samples listed)
				plain	HNO ₃							
EPA-4	4-16-07	0926		✓	✓	✓	✓	✓	✓			As, Be, Ca, Cd, Cl, HCO ₃ ,
EPA-5	4-16-07	1034										K, Mg, Mn, Na, NH ₃ , Ni,
EPA-7	4-16-07	1102										NO ₃ , Pb, Pb-210, pH, Se,
708	4-16-07	1145										SO ₄ , TDS, Th-230, U, V,
TWQ-142	4-16-07	1302										Chloroform, Gross
711	4-16-07	1332										Alpha (-) U & Rn,
711 DUPLICATE	4-16-07	1357										Combined Ra-226 & Ra-228, Al,
EPA-2	4-16-07	1429										Co, Mo & Total Trihalomethanes (TTHMs)
EPA-2 DUPLICATE	4-16-07	1450								N A		
NBL-1	4-17-07	0943										
504-B	4-17-07	1101										
719	4-17-07	1141										
420	4-17-07	1306										
EPA-13	4-17-07	1354		✓	✓	✓	✓	✓	✓			NOTE: SBL-1 is a resample for radiometric analysis (see reference w.o. #
SBL-1 RESAMPLE	4-17-07	1442			✓	✓						C07040656)

Sampled by: Leanne H. Probst

Received by: Mr. Chasity J.

Dispatched by: Mr. Chasity J.

4-18-07 1330

Carrier: UPS GROUND

Date Time

3 ICED COOLER

Method of Shipment

4-16-07 1220 E 1530
4-17-07 1220 E 1520
Date Time

Lab Receipt Signature

Date Time

The above analysis to be performed is authorized by:

Mr. Chasity J.
Signature

4-18-07
Date

C07040990

Brown
Grnd 9:15
18.4

Track#C07040987 Page

**ENERGY
LABORATORIES**



Energy Laboratories, Inc.

Sample Receipt Checklist

Client Name United Nuclear Corporation

Date and Time Received: 4/20/2007 09:15:00

Work Order Number C07040990

Received by kh

Login completed by: Corinne Wagner

4/20/2007 09:15:00

Reviewed by

Signature

Date

Initials

Date

Carrier name Ground

Shipping container/cooler in good condition?	Yes <input checked="" type="checkbox"/>	No <input type="checkbox"/>	Not Present <input type="checkbox"/>
Custody seals intact on shipping container/cooler?	Yes <input checked="" type="checkbox"/>	No <input type="checkbox"/>	Not Present <input type="checkbox"/>
Custody seals intact on sample bottles?	Yes <input type="checkbox"/>	No <input type="checkbox"/>	Not Present <input checked="" type="checkbox"/>
Chain of custody present?	Yes <input checked="" type="checkbox"/>	No <input type="checkbox"/>	
Chain of custody signed when relinquished and received?	Yes <input checked="" type="checkbox"/>	No <input type="checkbox"/>	
Chain of custody agrees with sample labels?	Yes <input checked="" type="checkbox"/>	No <input type="checkbox"/>	
Samples in proper container/bottle?	Yes <input checked="" type="checkbox"/>	No <input type="checkbox"/>	
Sample containers intact?	Yes <input checked="" type="checkbox"/>	No <input type="checkbox"/>	
Sufficient sample volume for indicated test?	Yes <input checked="" type="checkbox"/>	No <input type="checkbox"/>	
All samples received within holding time?	Yes <input checked="" type="checkbox"/>	No <input type="checkbox"/>	
Container/Temp Blank temperature in compliance?	Yes <input type="checkbox"/>	No <input checked="" type="checkbox"/>	18.4 °C
Water - VOA vials have zero headspace?	Yes <input checked="" type="checkbox"/>	No <input type="checkbox"/>	No VOA vials submitted <input type="checkbox"/>
Water - pH acceptable upon receipt?	Yes <input checked="" type="checkbox"/>	No <input type="checkbox"/>	Not Applicable <input type="checkbox"/>

Adjusted? _____ Checked by _____

Contact and Corrective Action Comments:

None



Date: 07-Jun-07

CLIENT: United Nuclear Corp
Project: Zone 1
Sample Delivery Group: C07040990

CASE NARRATIVE

THIS IS THE FINAL PAGE OF THE LABORATORY ANALYTICAL REPORT

ORIGINAL SAMPLE SUBMITTAL(S)

All original sample submittals have been returned with the data package. A copy of the submittal(s) has been included and tracked in the data package.

SAMPLE TEMPERATURE COMPLIANCE: 4°C (±2°C)

Temperature of samples received may not be considered properly preserved by accepted standards. Samples that are hand delivered immediately after collection shall be considered acceptable if there is evidence that the chilling process has begun.

SOIL/SOLID SAMPLES

All samples reported on an as received basis unless otherwise indicated.

PCB ANALYSIS USING EPA 505

Data reported by ELI using EPA method 505 reflects the results for seven individual Aroclors. When the results for all seven are ND (not detected), the sample meets EPA compliance criteria for PCB monitoring.

SUBCONTRACTING ANALYSIS

Subcontracting of sample analyses to an outside laboratory may be required. If so, ENERGY LABORATORIES will utilize its branch laboratories or qualified contract laboratories for this service. Any such laboratories will be indicated within the Laboratory Analytical Report.

BRANCH LABORATORY LOCATIONS

eli-b - Energy Laboratories, Inc. - Billings, MT
eli-f - Energy Laboratories, Inc. - Idaho Falls, ID
eli-g - Energy Laboratories, Inc. - Gillette, WY
eli-h - Energy Laboratories, Inc. - Helena, MT
eli-r - Energy Laboratories, Inc. - Rapid City, SD
eli-t - Energy Laboratories, Inc. - College Station, TX

CERTIFICATIONS:

USEPA: WY00002; FL-DOH NELAC: E87641; Arizona: AZ0699; California: 02118CA
Oregon: WY200001; Utah: 3072350515; Virginia: 00057; Washington: C1903

ISO 17025 DISCLAIMER:

The results of this Analytical Report relate only to the items submitted for analysis.

ENERGY LABORATORIES, INC. - CASPER, WY certifies that certain method selections contained in this report meet requirements as set forth by the above accrediting authorities. Some result requested by the client may not be covered under these certifications. All analysis data to be submitted for regulatory enforcement should be certified in the sample state of origin. Please verify ELI's certification coverage by visiting www.energylab.com

ELI appreciates the opportunity to provide you with this analytical service. For additional information and services visit our web page www.energylab.com.

The total number of pages of this report are indicated by the page number located in the lower right corner.



Energy Laboratories, Inc.

Sample Receipt Checklist

Client Name United Nuclear Corporation

Date and Time Received: 4/20/2007 09:15:00

Work Order Number C07040987

Received by kh

Login completed by: Corinne Wagner

4/20/2007 09:15:00

Reviewed by

Signature

Date

Initials

Date

Carrier name Ground

Shipping container/cooler in good condition?	Yes <input checked="" type="checkbox"/>	No <input type="checkbox"/>	Not Present <input type="checkbox"/>
Custody seals intact on shipping container/cooler?	Yes <input checked="" type="checkbox"/>	No <input type="checkbox"/>	Not Present <input type="checkbox"/>
Custody seals intact on sample bottles?	Yes <input type="checkbox"/>	No <input type="checkbox"/>	Not Present <input checked="" type="checkbox"/>
Chain of custody present?	Yes <input checked="" type="checkbox"/>	No <input type="checkbox"/>	
Chain of custody signed when relinquished and received?	Yes <input checked="" type="checkbox"/>	No <input type="checkbox"/>	
Chain of custody agrees with sample labels?	Yes <input checked="" type="checkbox"/>	No <input type="checkbox"/>	
Samples in proper container/bottle?	Yes <input checked="" type="checkbox"/>	No <input type="checkbox"/>	
Sample containers intact?	Yes <input checked="" type="checkbox"/>	No <input type="checkbox"/>	
Sufficient sample volume for indicated test?	Yes <input checked="" type="checkbox"/>	No <input type="checkbox"/>	
All samples received within holding time?	Yes <input checked="" type="checkbox"/>	No <input type="checkbox"/>	
Container/Temp Blank temperature in compliance?	Yes <input type="checkbox"/>	No <input checked="" type="checkbox"/>	18.4 °C
Water - VOA vials have zero headspace?	Yes <input checked="" type="checkbox"/>	No <input type="checkbox"/>	No VOA vials submitted <input type="checkbox"/>
Water - pH acceptable upon receipt?	Yes <input checked="" type="checkbox"/>	No <input type="checkbox"/>	Not Applicable <input type="checkbox"/>

Adjusted? _____ Checked by _____

Contact and Corrective Action Comments:

None



Date: 07-Jun-07

CLIENT: United Nuclear Corp
Project: Zone 3
Sample Delivery Group: C07040987

CASE NARRATIVE

THIS IS THE FINAL PAGE OF THE LABORATORY ANALYTICAL REPORT

ORIGINAL SAMPLE SUBMITTAL(S)

All original sample submittals have been returned with the data package. A copy of the submittal(s) has been included and tracked in the data package.

SAMPLE TEMPERATURE COMPLIANCE: 4°C (±2°C)

Temperature of samples received may not be considered properly preserved by accepted standards. Samples that are hand delivered immediately after collection shall be considered acceptable if there is evidence that the chilling process has begun.

SOIL/SOLID SAMPLES

All samples reported on an as received basis unless otherwise indicated.

PCB ANALYSIS USING EPA 505

Data reported by ELI using EPA method 505 reflects the results for seven individual Aroclors. When the results for all seven are ND (not detected), the sample meets EPA compliance criteria for PCB monitoring.

SUBCONTRACTING ANALYSIS

Subcontracting of sample analyses to an outside laboratory may be required. If so, ENERGY LABORATORIES will utilize its branch laboratories or qualified contract laboratories for this service. Any such laboratories will be indicated within the Laboratory Analytical Report.

BRANCH LABORATORY LOCATIONS

eli-b - Energy Laboratories, Inc. - Billings, MT
eli-f - Energy Laboratories, Inc. - Idaho Falls, ID
eli-g - Energy Laboratories, Inc. - Gillette, WY
eli-h - Energy Laboratories, Inc. - Helena, MT
eli-r - Energy Laboratories, Inc. - Rapid City, SD
eli-t - Energy Laboratories, Inc. - College Station, TX

CERTIFICATIONS:

USEPA: WY00002; FL-DOH NELAC: E87641; Arizona: AZ0699; California: 02118CA
Oregon: WY200001; Utah: 3072350515; Virginia: 00057; Washington: C1903

ISO 17025 DISCLAIMER:

The results of this Analytical Report relate only to the items submitted for analysis.

ENERGY LABORATORIES, INC. - CASPER, WY certifies that certain method selections contained in this report meet requirements as set forth by the above accrediting authorities. Some result requested by the client may not be covered under these certifications. All analysis data to be submitted for regulatory enforcement should be certified in the sample state of origin. Please verify ELI's certification coverage by visiting www.energylab.com

ELI appreciates the opportunity to provide you with this analytical service. For additional information and services visit our web page www.energylab.com.

The total number of pages of this report are indicated by the page number located in the lower right corner.

APPENDIX - D (1 OF 2)

FIRST QUARTER

LABORATORY QUALITY CONTROL AND

PERFORMANCE REPORT



ANALYTICAL SUMMARY REPORT

February 22, 2007

United Nuclear Corp
PO Box 3077
Gallup, NM 87305

Workorder No.: C07010481

Project Name: Alluvium

Energy Laboratories, Inc. received the following 16 samples from United Nuclear Corp on 1/12/2007 for analysis.

Sample ID	Client Sample ID	Collect Date	Receive Date	Matrix	Test
C07010481-001	509-D	01/08/07 9:55	01/12/07	Aqueous	Metals by ICP/ICPMS, Total Alkalinity QA Calculations Arsenic-III, Total Selenium-IV, Total Nitrogen, Ammonia Nitrogen, Nitrate + Nitrite pH Gross Alpha minus Rn222 and Uranium Lead 210, Total Radium 226, Total Radium 228, Total Thorium, Isotopic Solids, Total Dissolved E624 Purgeable Organics
C07010481-002	EPA-23	01/08/07 10:27	01/12/07	Aqueous	Same As Above
C07010481-003	803	01/08/07 11:00	01/12/07	Aqueous	Same As Above
C07010481-004	808	01/08/07 11:30	01/12/07	Aqueous	Same As Above
C07010481-005	802	01/08/07 13:29	01/12/07	Aqueous	Same As Above
C07010481-006	801	01/08/07 13:56	01/12/07	Aqueous	Same As Above
C07010481-007	GW-2	01/08/07 14:26	01/12/07	Aqueous	Same As Above
C07010481-008	632	01/08/07 15:04	01/12/07	Aqueous	Same As Above
C07010481-009	GW-1	01/09/07 9:05	01/12/07	Aqueous	Same As Above
C07010481-010	624	01/09/07 9:46	01/12/07	Aqueous	Same As Above
C07010481-011	624 Duplicate	01/09/07 10:08	01/12/07	Aqueous	Same As Above
C07010481-012	SBL-1	01/09/07 10:34	01/12/07	Aqueous	Same As Above
C07010481-013	EPA-28	01/09/07 11:04	01/12/07	Aqueous	Same As Above
C07010481-014	GW-3	01/09/07 13:26	01/12/07	Aqueous	Same As Above
C07010481-015	EPA-25	01/09/07 14:07	01/12/07	Aqueous	Same As Above
C07010481-016	627	01/09/07 14:55	01/12/07	Aqueous	Same As Above



There were no problems with the analyses and all data for associated QC met EPA or laboratory specifications except where noted in the Case Narrative or Report.

If you have any questions regarding these tests results, please call.

Report Approved By:


R.A. LAKIN
POOR QUALITY
LABORATORY SUPERVISOR



QA/QC Summary Report

Client: United Nuclear Corp

Project: Alluvium

Report Date: 02/22/07

Work Order: C07010481

Analyte	Result	Units	RL	%REC	Low Limit	High Limit	RPD	RPDLimit	Qual
Method: A2320 B							Batch: 070115_1_ALK-W		
Sample ID: MBLK1_070115_1	Method Blank				Run: TTR-ALK_070115A		01/15/07 08:34		
Alkalinity, Total as CaCO ₃	ND	mg/L	0.2						
Bicarbonate as HCO ₃	ND	mg/L	1						
Sample ID: LCS11_070115_1	Laboratory Control Sample				Run: TTR-ALK_070115A		01/15/07 08:42		
Alkalinity, Total as CaCO ₃	5100	mg/L	1.0	102	90	110			
Sample ID: C07010481-001BMS	Sample Matrix Spike				Run: TTR-ALK_070115A		01/15/07 09:27		
Alkalinity, Total as CaCO ₃	1970	mg/L	1.0	96	90	110			
Sample ID: C07010481-001BMSD	Sample Matrix Spike Duplicate				Run: TTR-ALK_070115A		01/15/07 09:31		
Alkalinity, Total as CaCO ₃	1980	mg/L	1.0	104	90	110	0.5	10	
Method: A2540 C							Batch: 070115A-SLDS-TDS-W		
Sample ID: MBLK1_070115A	Method Blank				Run: SLDS-BALANCE_070115A		01/15/07 15:29		
Solids, Total Dissolved TDS @ 180 C	ND	mg/L	6						
Sample ID: LCS1_070115A	Laboratory Control Sample				Run: SLDS-BALANCE_070115A		01/15/07 15:29		
Solids, Total Dissolved TDS @ 180 C	988	mg/L	10	99	90	110			
Sample ID: C07010481-005CMS	Sample Matrix Spike				Run: SLDS-BALANCE_070115A		01/15/07 15:37		
Solids, Total Dissolved TDS @ 180 C	12100	mg/L	10	97	90	110			
Sample ID: C07010481-005CMSD	Sample Matrix Spike Duplicate				Run: SLDS-BALANCE_070115A		01/15/07 15:37		
Solids, Total Dissolved TDS @ 180 C	12100	mg/L	10	96	90	110	0.1	10	
Sample ID: C07010481-014CMS	Sample Matrix Spike				Run: SLDS-BALANCE_070115A		01/15/07 16:34		
Solids, Total Dissolved TDS @ 180 C	8510	mg/L	10	97	90	110			
Sample ID: C07010481-014CMSD	Sample Matrix Spike Duplicate				Run: SLDS-BALANCE_070115A		01/15/07 16:35		
Solids, Total Dissolved TDS @ 180 C	8510	mg/L	10	97	90	110	0.0	10	

Qualifiers:

RL - Analyte reporting limit.

ND - Not detected at the reporting limit.



QA/QC Summary Report

Client: United Nuclear Corp

Project: Alluvium

Report Date: 02/22/07

Work Order: C07010481

Analyte	Result	Units	RL	%REC	Low Limit	High Limit	RPD	RPDLimit	Qual
Method: A3114 B							Batch: ASIII-3114-070116		
Sample ID: MBLK	Method Blank					Run: CVAA-C202_070116B			01/16/07 13:00
Arsenic-III	ND	mg/L	0.0006						
Sample ID: C07010481-003DMS	Sample Matrix Spike					Run: CVAA-C202_070116B			01/16/07 13:22
Arsenic-III	0.0504	mg/L	0.0010	101	85	115			
Sample ID: C07010481-003DMSD	Sample Matrix Spike Duplicate					Run: CVAA-C202_070116B			01/16/07 13:24
Arsenic-III	0.0551	mg/L	0.0010	110	85	115	8.9	10	
Sample ID: 301-15-3	Laboratory Control Sample					Run: CVAA-C202_070116B			01/16/07 13:32
Arsenic-III	0.0537	mg/L	0.0010	107	90	110			
Sample ID: C07010481-012DMSD	Sample Matrix Spike Duplicate					Run: CVAA-C202_070116B			01/16/07 14:12
Arsenic-III	0.0440	mg/L	0.0010	88	85	115	0.7	10	
Sample ID: C07010481-012DMS	Sample Matrix Spike					Run: CVAA-C202_070116B			01/16/07 14:15
Arsenic-III	0.0436	mg/L	0.0010	87	85	115			
Method: A3114 B							Batch: SEIV3114-070116		
Sample ID: MBLK	Method Blank					Run: CVAA-C202_070116A			01/16/07 09:02
Selenium-IV	ND	mg/L	0.0002						
Sample ID: C07010481-001DMS	Sample Matrix Spike					Run: CVAA-C202_070116A			01/16/07 09:24
Selenium-IV	0.0553	mg/L	0.0010	111	85	115			
Sample ID: C07010481-001DMSD	Sample Matrix Spike Duplicate					Run: CVAA-C202_070116A			01/16/07 09:26
Selenium-IV	0.0544	mg/L	0.0010	109	85	115	1.7	10	
Sample ID: 301-15-3	Laboratory Control Sample					Run: CVAA-C202_070116A			01/16/07 09:28
Selenium-IV	0.0518	mg/L	0.0010	104	90	110			
Sample ID: C07010481-011DMS	Sample Matrix Spike					Run: CVAA-C202_070116A			01/16/07 09:59
Selenium-IV	0.0449	mg/L	0.0010	90	85	115			
Sample ID: C07010481-011DMSD	Sample Matrix Spike Duplicate					Run: CVAA-C202_070116A			01/16/07 10:01
Selenium-IV	0.0450	mg/L	0.0010	90	85	115	0.3	10	

Qualifiers:

RL - Analyte reporting limit.

ND - Not detected at the reporting limit.



QA/QC Summary Report

Client: United Nuclear Corp

Project: Alluvium

Report Date: 02/22/07

Work Order: C07010481

Analyte	Result	Units	RL	%REC	Low Limit	High Limit	RPD	RPDLimit	Qual
Method: A4500-H B							Analytical Run: ORION555A_070113A		
Sample ID: ICV1_070113_1	Initial Calibration Verification Standard								01/13/07 12:36
pH	6.95	s.u.	0.010	101	98	102			
Sample ID: CCV1_070113_1	Continuing Calibration Verification Standard								01/13/07 13:20
pH	7.02	s.u.	0.010	100	98	102			
Method: A4500-H B							Batch: 070113_1_PH-W		
Sample ID: C07010481-001CDUP	Sample Duplicate				Run: ORION555A_070113A			01/13/07 13:56	
pH	6.90	s.u.	0.010				7.5	10	
Method: A4500-H B							Analytical Run: ORION555A_070115A		
Sample ID: ICV1_070115_1	Initial Calibration Verification Standard								01/15/07 10:20
pH	6.87	s.u.	0.010	100	98	102			
Method: A4500-H B							Batch: 070115_1_PH-W		
Sample ID: C07010481-009CDUP	Sample Duplicate				Run: ORION555A_070115A			01/15/07 10:30	
pH	6.81	s.u.	0.010				0.6	10	
Method: A4500-NH3 G							Batch: A2007-01-15_1_NH3_01		
Sample ID: MBLK-1	Method Blank				Run: TECHNICON_070115A			01/15/07 11:25	
Nitrogen, Ammonia as N	ND	mg/L	0.02						
Sample ID: LCS-2	Laboratory Control Sample				Run: TECHNICON_070115A			01/15/07 11:27	
Nitrogen, Ammonia as N	19.4	mg/L	0.20	97	80	120			
Sample ID: C07010437-003DMS	Sample Matrix Spike				Run: TECHNICON_070115A			01/15/07 11:39	
Nitrogen, Ammonia as N	2.19	mg/L	0.050	108	80	120			
Sample ID: C07010437-003DMSD	Sample Matrix Spike Duplicate				Run: TECHNICON_070115A			01/15/07 11:41	
Nitrogen, Ammonia as N	2.13	mg/L	0.050	105	80	120	2.8	20	
Sample ID: C07010481-007AMS	Sample Matrix Spike				Run: TECHNICON_070115A			01/15/07 12:09	
Nitrogen, Ammonia as N	1.99	mg/L	0.050	95	80	120			
Sample ID: C07010481-007AMSD	Sample Matrix Spike Duplicate				Run: TECHNICON_070115A			01/15/07 12:11	
Nitrogen, Ammonia as N	2.04	mg/L	0.050	97	80	120	2.5	20	
Sample ID: C07010481-016AMS	Sample Matrix Spike				Run: TECHNICON_070115A			01/15/07 12:41	
Nitrogen, Ammonia as N	2.14	mg/L	0.050	106	80	120			
Sample ID: C07010481-016AMSD	Sample Matrix Spike Duplicate				Run: TECHNICON_070115A			01/15/07 12:43	
Nitrogen, Ammonia as N	2.13	mg/L	0.050	105	80	120	0.5	20	

Qualifiers:

RL - Analyte reporting limit.

ND - Not detected at the reporting limit.



QA/QC Summary Report

Client: United Nuclear Corp

Project: Alluvium

Report Date: 02/22/07

Work Order: C07010481

Analyte	Result	Units	RL	%REC	Low Limit	High Limit	RPD	RPDLimit	Qual
Method: E200.7							Batch: R78488		
Sample ID: LFB-ICP25204	Laboratory Fortified Blank			Run: ICP1-C_070115A			01/15/07 10:49		
Calcium	50.0	mg/L	0.50	100	85	125			
Magnesium	51.2	mg/L	0.50	102	85	125			
Potassium	48.2	mg/L	0.50	96	85	125			
Sodium	48.9	mg/L	0.50	97	85	125			
Sample ID: LRB	Method Blank			Run: ICP1-C_070115A			01/15/07 10:59		
Calcium	ND	mg/L	0.06						
Chloride	ND	mg/L	0.8						
Magnesium	ND	mg/L	0.05						
Potassium	ND	mg/L	0.05						
Sodium	ND	mg/L	0.06						
Sulfate	ND	mg/L	0.8						
Sample ID: C07010463-001AMS	Sample Matrix Spike			Run: ICP1-C_070115A			01/15/07 16:45		
Calcium	811	mg/L	0.57	92	70	130			
Chloride	555	mg/L	8.0	97	70	130			
Magnesium	531	mg/L	0.53	98	70	130			
Potassium	1370	mg/L	0.52	97	70	130			
Sodium	580	mg/L	0.62	95	70	130			
Sulfate	1440	mg/L	8.0	91	70	130			
Sample ID: C07010463-001AMSD	Sample Matrix Spike Duplicate			Run: ICP1-C_070115A			01/15/07 16:49		
Calcium	815	mg/L	0.57	93	70	130	0.5	20	
Chloride	561	mg/L	8.0	98	70	130	1.1	20	
Magnesium	534	mg/L	0.53	99	70	130	0.6	20	
Potassium	1370	mg/L	0.52	97	70	130	0.1	20	
Sodium	575	mg/L	0.62	94	70	130	0.9	20	
Sulfate	1440	mg/L	8.0	90	70	130	0.2	20	
Sample ID: C07010481-006DMS	Sample Matrix Spike			Run: ICP1-C_070115A			01/15/07 18:12		
Calcium	1050	mg/L	0.57	98	70	130			
Magnesium	1120	mg/L	0.53	88	70	130			
Potassium	1430	mg/L	0.52	101	70	130			
Sodium	825	mg/L	0.62	96	70	130			
Sample ID: C07010481-006DMSD	Sample Matrix Spike Duplicate			Run: ICP1-C_070115A			01/15/07 18:15		
Calcium	1030	mg/L	0.57	95	70	130	1.3	20	
Magnesium	1110	mg/L	0.53	85	70	130	1.2	20	
Potassium	1400	mg/L	0.52	99	70	130	2.4	20	
Sodium	816	mg/L	0.62	94	70	130	1.1	20	

Qualifiers:

RL - Analyte reporting limit.

ND - Not detected at the reporting limit.



QA/QC Summary Report

Client: United Nuclear Corp

Project: Alluvium

Report Date: 02/22/07

Work Order: C07010481

Analyte	Result	Units	RL	%REC	Low Limit	High Limit	RPD	RPDLimit	Qual
Method: E200.7							Batch: R78488		
Sample ID: C07010481-012DMS	Sample Matrix Spike		Run: ICP1-C_070115A				01/15/07 19:09		
Calcium	980	mg/L	0.57	96	70	130			
Magnesium	1400	mg/L	0.53	78	70	130			
Sodium	791	mg/L	0.62	95	70	130			
Sample ID: C07010481-012DMSD	Sample Matrix Spike Duplicate		Run: ICP1-C_070115A				01/15/07 19:12		
Calcium	964	mg/L	0.57	93	70	130	1.6	20	
Magnesium	1390	mg/L	0.53	76	70	130	0.6	20	
Sodium	788	mg/L	0.62	95	70	130	0.4	20	
Sample ID: LFB-ICP25204	Laboratory Fortified Blank		Run: ICP1-C_070115A				01/15/07 19:32		
Calcium	52.9	mg/L	0.50	106	85	125			
Magnesium	53.0	mg/L	0.50	106	85	125			
Potassium	49.1	mg/L	0.50	98	85	125			
Sodium	50.9	mg/L	0.50	101	85	125			
Sample ID: LRB	Method Blank		Run: ICP1-C_070115A				01/15/07 19:42		
Calcium	ND	mg/L	0.06						
Chloride	ND	mg/L	0.8						
Magnesium	ND	mg/L	0.05						
Potassium	0.1	mg/L	0.05						
Sodium	0.4	mg/L	0.06						
Sulfate	ND	mg/L	0.8						

Qualifiers:

RL - Analyte reporting limit.

ND - Not detected at the reporting limit.



QA/QC Summary Report

Client: United Nuclear Corp

Project: Alluvium

Report Date: 02/22/07

Work Order: C07010481

Analyte	Result	Units	RL	%REC	Low Limit	High Limit	RPD	RPDLimit	Qual
Method: E200.7							Batch: R78653		
Sample ID: LFB-ICP25204	Laboratory Fortified Blank			Run: ICP1-C_070118A			01/18/07 10:34		
Calcium	50.6	mg/L	0.50	101	85	125			
Magnesium	51.9	mg/L	0.50	104	85	125			
Potassium	48.2	mg/L	0.50	96	85	125			
Sodium	49.2	mg/L	0.50	98	85	125			
Sample ID: LRB	Method Blank			Run: ICP1-C_070118A			01/18/07 10:47		
Calcium	ND	mg/L	0.06						
Chloride	ND	mg/L	0.8						
Magnesium	ND	mg/L	0.05						
Potassium	0.07	mg/L	0.05						
Sodium	0.09	mg/L	0.06						
Sulfate	ND	mg/L	0.8						
Sample ID: C07010292-001BMS	Sample Matrix Spike			Run: ICP1-C_070118A			01/18/07 12:41		
Calcium	1130	mg/L	0.57	90	70	130			
Magnesium	535	mg/L	0.53	96	70	130			
Potassium	1300	mg/L	0.52	93	70	130			
Sodium	492	mg/L	0.62	92	70	130			
Sample ID: C07010292-001BMSD	Sample Matrix Spike Duplicate			Run: ICP1-C_070118A			01/18/07 12:45		
Calcium	1140	mg/L	0.57	91	70	130	0.4	20	
Magnesium	532	mg/L	0.53	96	70	130	0.6	20	
Potassium	1420	mg/L	0.52	101	70	130	8.4	20	
Sodium	495	mg/L	0.62	93	70	130	0.8	20	
Sample ID: C07010492-001DMS	Sample Matrix Spike			Run: ICP1-C_070118A			01/18/07 13:28		
Calcium	1000	mg/L	0.57	88	70	130			
Chloride	838	mg/L	8.0	93	70	130			
Magnesium	1000	mg/L	0.53	83	70	130			
Potassium	1330	mg/L	0.52	94	70	130			
Sodium	889	mg/L	0.62	88	70	130			
Sulfate	3480	mg/L	8.0		70	130			A
Sample ID: C07010492-001DMSD	Sample Matrix Spike Duplicate			Run: ICP1-C_070118A			01/18/07 13:31		
Calcium	1030	mg/L	0.57	93	70	130	2.6	20	
Chloride	839	mg/L	8.0	94	70	130	0.1	20	
Magnesium	1030	mg/L	0.53	87	70	130	2.2	20	
Potassium	1330	mg/L	0.52	94	70	130	0.2	20	
Sodium	900	mg/L	0.62	90	70	130	1.2	20	
Sulfate	3530	mg/L	8.0		70	130	1.6	20	A

Qualifiers:

RL - Analyte reporting limit.

ND - Not detected at the reporting limit.

A - The analyte level was greater than four times the spike level. In accordance with the method % recovery is not calculated.



QA/QC Summary Report

Client: United Nuclear Corp

Report Date: 02/22/07

Project: Alluvium

Work Order: C07010481

Analyte	Result	Units	RL	%REC	Low Limit	High Limit	RPD	RPDLimit	Qual
Method: E200.7							Batch: R78653		
Sample ID: LFB-ICP25204	Laboratory Fortified Blank			Run: ICP1-C_070118A			01/18/07 16:30		
Calcium	48.3	mg/L	0.50	97	85	125			
Magnesium	50.4	mg/L	0.50	101	85	125			
Potassium	53.8	mg/L	0.50	107	85	125			
Sodium	55.8	mg/L	0.50	111	85	125			
Sample ID: LRB	Method Blank			Run: ICP1-C_070118A			01/18/07 16:40		
Calcium	ND	mg/L	0.06						
Chloride	10	mg/L	0.8						
Magnesium	ND	mg/L	0.05						
Potassium	2	mg/L	0.05						
Sodium	2	mg/L	0.06						
Sulfate	ND	mg/L	0.8						

Qualifiers:

RL - Analyte reporting limit.

ND - Not detected at the reporting limit.



QA/QC Summary Report

Client: United Nuclear Corp

Report Date: 02/22/07

Project: Alluvium

Work Order: C07010481

Analyte	Result	Units	RL	%REC	Low Limit	High Limit	RPD	RPDLimit	Qual
Method: E200.8							Batch: R78422		
Sample ID: LRB	Method Blank		Run: ICPMS1-C_070112A				01/12/07 15:38		
Aluminum	ND	mg/L	0.0002						
Beryllium	ND	mg/L	3E-05						
Cadmium	ND	mg/L	0.0002						
Cobalt	ND	mg/L	3E-05						
Lead	ND	mg/L	2E-05						
Manganese	ND	mg/L	3E-05						
Molybdenum	0.0001	mg/L	7E-05						
Nickel	ND	mg/L	8E-05						
Uranium	ND	mg/L	4E-05						
Vanadium	ND	mg/L	9E-05						
Sample ID: LFB	Laboratory Fortified Blank		Run: ICPMS1-C_070112A				01/12/07 15:46		
Aluminum	0.0490	mg/L	0.0010	98	85	115			
Beryllium	0.0494	mg/L	0.0010	99	85	115			
Cadmium	0.0519	mg/L	0.0010	104	85	115			
Cobalt	0.0503	mg/L	0.0010	101	85	115			
Lead	0.0508	mg/L	0.0010	102	85	115			
Manganese	0.0514	mg/L	0.0010	103	85	115			
Molybdenum	0.0518	mg/L	0.0010	103	85	115			
Nickel	0.0493	mg/L	0.0010	99	85	115			
Uranium	0.0518	mg/L	0.00030	104	85	115			
Vanadium	0.0514	mg/L	0.0010	103	85	115			
Sample ID: C07010481-001DMS4	Post Digestion Spike		Run: ICPMS1-C_070112A				01/12/07 23:02		
Aluminum	0.219	mg/L	0.10	83	70	130			
Beryllium	0.236	mg/L	0.010	95	70	130			
Cadmium	0.237	mg/L	0.010	95	70	130			
Cobalt	0.247	mg/L	0.010	96	70	130			
Lead	0.249	mg/L	0.050	100	70	130			
Manganese	4.00	mg/L	0.010		70	130			A
Molybdenum	0.250	mg/L	0.10	100	70	130			
Nickel	0.251	mg/L	0.050	100	70	130			
Uranium	0.474	mg/L	0.00030	98	70	130			
Vanadium	0.265	mg/L	0.10	103	70	130			
Sample ID: C07010481-001DMSD4	Post Digestion Spike Duplicate		Run: ICPMS1-C_070112A				01/12/07 23:09		
Aluminum	0.215	mg/L	0.10	82	70	130	1.9	20	
Beryllium	0.224	mg/L	0.010	90	70	130	5.4	20	
Cadmium	0.237	mg/L	0.010	95	70	130	0.3	20	
Cobalt	0.240	mg/L	0.010	93	70	130	3.1	20	
Lead	0.250	mg/L	0.050	100	70	130	0.0	20	

Qualifiers:

RL - Analyte reporting limit.

A - The analyte level was greater than four times the spike level. In accordance with the method % recovery is not calculated.

ND - Not detected at the reporting limit.



QA/QC Summary Report

Client: United Nuclear Corp

Project: Alluvium

Report Date: 02/22/07

Work Order: C07010481

Analyte	Result	Units	RL	%REC	Low Limit	High Limit	RPD	RPDLimit	Qual
Method: E200.8							Batch: R78422		
Sample ID: C07010481-001DMSD4		Post Digestion Spike Duplicate			Run: ICPMS1-C_070112A		01/12/07 23:09		
Manganese	3.86	mg/L	0.010		70	130	3.5	20	A
Molybdenum	0.257	mg/L	0.10	103	70	130	2.9	20	
Nickel	0.249	mg/L	0.050	99	70	130	0.8	20	
Uranium	0.462	mg/L	0.00030	93	70	130	2.6	20	
Vanadium	0.256	mg/L	0.10	99	70	130	3.4	20	
Sample ID: C07010481-011DMS4		Post Digestion Spike			Run: ICPMS1-C_070112A		01/13/07 02:49		
Aluminum	0.213	mg/L	0.10	84	70	130			
Beryllium	0.235	mg/L	0.010	94	70	130			
Cadmium	0.230	mg/L	0.010	92	70	130			
Cobalt	0.255	mg/L	0.010	102	70	130			
Lead	0.243	mg/L	0.050	97	70	130			
Manganese	0.343	mg/L	0.010	102	70	130			
Molybdenum	0.241	mg/L	0.10	97	70	130			
Nickel	0.242	mg/L	0.050	97	70	130			
Uranium	0.299	mg/L	0.00030	107	70	130			
Vanadium	0.266	mg/L	0.10	105	70	130			
Sample ID: C07010481-011DMSD4		Post Digestion Spike Duplicate			Run: ICPMS1-C_070112A		01/13/07 02:57		
Aluminum	0.206	mg/L	0.10	81	70	130	3.4	20	
Beryllium	0.232	mg/L	0.010	93	70	130	1.4	20	
Cadmium	0.241	mg/L	0.010	96	70	130	4.5	20	
Cobalt	0.249	mg/L	0.010	99	70	130	2.5	20	
Lead	0.245	mg/L	0.050	98	70	130	0.9	20	
Manganese	0.339	mg/L	0.010	100	70	130	1.2	20	
Molybdenum	0.246	mg/L	0.10	99	70	130	2.0	20	
Nickel	0.239	mg/L	0.050	96	70	130	1.4	20	
Uranium	0.298	mg/L	0.00030	107	70	130	0.6	20	
Vanadium	0.266	mg/L	0.10	105	70	130	0.0	20	

Qualifiers:

RL - Analyte reporting limit.

A - The analyte level was greater than four times the spike level. In accordance with the method % recovery is not calculated.

ND - Not detected at the reporting limit.



QA/QC Summary Report

Client: United Nuclear Corp

Project: Alluvium

Report Date: 02/22/07

Work Order: C07010481

Analyte	Result	Units	RL	%REC	Low Limit	High Limit	RPD	RPDLimit	Qual
Method: E200.8							Batch: R78490		
Sample ID: LRB	Method Blank		Run: ICPMS1-C_070115A				01/15/07 11:25		
Beryllium	ND	mg/L	3E-05						
Cobalt	ND	mg/L	3E-05						
Manganese	ND	mg/L	3E-05						
Uranium	ND	mg/L	4E-05						
Sample ID: LFB	Laboratory Fortified Blank		Run: ICPMS1-C_070115A				01/15/07 11:32		
Beryllium	0.0518	mg/L	0.0010	104	85	115			
Cobalt	0.0509	mg/L	0.0010	102	85	115			
Manganese	0.0520	mg/L	0.0010	104	85	115			
Uranium	0.0512	mg/L	0.00030	102	85	115			
Sample ID: C07010463-001AMS4	Post Digestion Spike		Run: ICPMS1-C_070115A				01/15/07 11:55		
Beryllium	0.0486	mg/L	0.010	97	70	130			
Cobalt	0.0494	mg/L	0.010	98	70	130			
Manganese	0.0798	mg/L	0.010	101	70	130			
Uranium	6.92	mg/L	0.00030		70	130			A
Sample ID: C07010463-001AMSD4	Post Digestion Spike Duplicate		Run: ICPMS1-C_070115A				01/15/07 12:02		
Beryllium	0.0493	mg/L	0.010	99	70	130	1.4	20	
Cobalt	0.0507	mg/L	0.010	100	70	130	2.7	20	
Manganese	0.0814	mg/L	0.010	104	70	130	1.9	20	
Uranium	7.05	mg/L	0.00030		70	130	1.9	20	A
Sample ID: C07010481-014DMS4	Post Digestion Spike		Run: ICPMS1-C_070115A				01/15/07 13:02		
Beryllium	0.236	mg/L	0.010	94	70	130			
Cobalt	0.249	mg/L	0.010	96	70	130			
Manganese	1.99	mg/L	0.010		70	130			A
Uranium	0.368	mg/L	0.00030	102	70	130			
Sample ID: C07010481-014DMSD4	Post Digestion Spike Duplicate		Run: ICPMS1-C_070115A				01/15/07 13:10		
Beryllium	0.221	mg/L	0.010	88	70	130	6.8	20	
Cobalt	0.243	mg/L	0.010	94	70	130	2.2	20	
Manganese	1.92	mg/L	0.010		70	130	3.3	20	A
Uranium	0.360	mg/L	0.00030	99	70	130	2.1	20	

Qualifiers:

RL - Analyte reporting limit.

A - The analyte level was greater than four times the spike level. In accordance with the method % recovery is not calculated.

ND - Not detected at the reporting limit.



QA/QC Summary Report

Client: United Nuclear Corp

Project: Alluvium

Report Date: 02/22/07

Work Order: C07010481

Analyte	Result	Units	RL	%REC	Low Limit	High Limit	RPD	RPDLimit	Qual
Method: E353.2		Batch: A2007-01-16_1_NO3_01							
Sample ID: MBLK-1	Method Blank	Run: TECHNICON_070116A							
Nitrogen, Nitrate+Nitrite as N	ND	mg/L	0.03						01/16/07 13:29
Sample ID: LCS-2	Laboratory Control Sample	Run: TECHNICON_070116A							
Nitrogen, Nitrate+Nitrite as N	2.69	mg/L	0.10	108	90	110			01/16/07 13:30
Sample ID: C07010463-005EMS	Sample Matrix Spike	Run: TECHNICON_070116A							
Nitrogen, Nitrate+Nitrite as N	1.99	mg/L	0.10	100	90	110			01/16/07 13:45
Sample ID: C07010463-005EMSD	Sample Matrix Spike Duplicate	Run: TECHNICON_070116A							
Nitrogen, Nitrate+Nitrite as N	2.02	mg/L	0.10	101	90	110	1.5	10	01/16/07 13:48
Sample ID: C07010382-001AMS	Sample Matrix Spike	Run: TECHNICON_070116A							
Nitrogen, Nitrate+Nitrite as N	1.85	mg/L	0.10	93	90	110			01/16/07 14:23
Sample ID: C07010382-001AMSD	Sample Matrix Spike Duplicate	Run: TECHNICON_070116A							
Nitrogen, Nitrate+Nitrite as N	1.88	mg/L	0.10	94	90	110	1.6	10	01/16/07 14:26
Sample ID: C07010424-002BMS	Sample Matrix Spike	Run: TECHNICON_070116A							
Nitrogen, Nitrate+Nitrite as N	2.02	mg/L	0.10	101	90	110			01/16/07 15:44
Sample ID: C07010424-002BMSD	Sample Matrix Spike Duplicate	Run: TECHNICON_070116A							
Nitrogen, Nitrate+Nitrite as N	1.99	mg/L	0.10	100	90	110	1.5	10	01/16/07 15:46

Qualifiers:

RL - Analyte reporting limit.

ND - Not detected at the reporting limit.



QA/QC Summary Report

Client: United Nuclear Corp

Project: Alluvium

Report Date: 02/22/07

Work Order: C07010481

Analyte	Result	Units	RL	%REC	Low Limit	High Limit	RPD	RPDLimit	Qual
Method: E624							Batch: R78489		
Sample ID: 011507_LCS_3	Laboratory Control Sample			Run: GCMS3-C_070115A			01/15/07 10:55		
Bromodichloromethane	4.80	ug/L	1.0	96	70	130			
Bromoform	5.80	ug/L	1.0	116	70	130			
Chlorodibromomethane	5.20	ug/L	1.0	104	70	130			
Chloroform	5.60	ug/L	1.0	112	70	130			
Trihalomethanes, Total	21.4	ug/L	1.0	107	70	130			
Surr: 1,2-Dichlorobenzene-d4			1.0	93	80	120			
Surr: Dibromofluoromethane			1.0	105	80	120			
Surr: p-Bromofluorobenzene			1.0	94	80	120			
Surr: Toluene-d8			1.0	95	80	120			
Sample ID: 011507_MBLK_6	Method Blank			Run: GCMS3-C_070115A			01/15/07 12:50		
Bromodichloromethane	ND	ug/L	0.5						
Bromoform	ND	ug/L	0.5						
Chlorodibromomethane	ND	ug/L	0.5						
Chloroform	ND	ug/L	0.5						
Trihalomethanes, Total	ND	ug/L	0.5						
Surr: 1,2-Dichlorobenzene-d4				89	80	120			
Surr: Dibromofluoromethane				100	80	120			
Surr: p-Bromofluorobenzene				91	80	120			
Surr: Toluene-d8				93	80	120			
Sample ID: C07010404-010BMS	Sample Matrix Spike			Run: GCMS3-C_070115A			01/16/07 05:57		
Bromodichloromethane	192	ug/L	10	96	70	130			
Bromoform	199	ug/L	10	100	70	130			
Chlorodibromomethane	181	ug/L	10	90	70	130			
Chloroform	200	ug/L	10	99	70	130			
Trihalomethanes, Total	772	ug/L	10	96	70	130			
Surr: 1,2-Dichlorobenzene-d4			1.0	99	80	120			
Surr: Dibromofluoromethane			1.0	94	80	120			
Surr: p-Bromofluorobenzene			1.0	96	80	120			
Surr: Toluene-d8			1.0	100	80	120			
Sample ID: C07010404-010BMSD	Sample Matrix Spike Duplicate			Run: GCMS3-C_070115A			01/16/07 06:35		
Bromodichloromethane	190	ug/L	10	95	70	130	1.3	20	
Bromoform	218	ug/L	10	109	70	130	9.2	20	
Chlorodibromomethane	202	ug/L	10	101	70	130	11	20	
Chloroform	207	ug/L	10	103	70	130	3.5	20	
Trihalomethanes, Total	817	ug/L	10	102	70	130	5.6	20	
Surr: 1,2-Dichlorobenzene-d4			1.0	96	80	120	0.0	10	
Surr: Dibromofluoromethane			1.0	99	80	120	0.0	10	
Surr: p-Bromofluorobenzene			1.0	99	80	120	0.0	10	
Surr: Toluene-d8			1.0	93	80	120	0.0	10	

Qualifiers:

RL - Analyte reporting limit.

ND - Not detected at the reporting limit.



QA/QC Summary Report

Client: United Nuclear Corp

Report Date: 02/22/07

Project: Alluvium

Work Order: C07010481

Analyte	Result	Units	RL	%REC	Low Limit	High Limit	RPD	RPDLimit	Qual
Method: E624									
Batch: R78547									
Sample ID: 011607_LCS_3	Laboratory Control Sample			Run: GCMS3-C_070116C			01/16/07 11:15		
Bromodichloromethane	4.92	ug/L	1.0	98	70	130			
Bromoform	5.16	ug/L	1.0	103	70	130			
Chlorodibromomethane	4.88	ug/L	1.0	98	70	130			
Chloroform	4.60	ug/L	1.0	92	70	130			
Trihalomethanes, Total	19.6	ug/L	1.0	98	70	130			
Surr: 1,2-Dichlorobenzene-d4			1.0	96	80	120			
Surr: Dibromofluoromethane			1.0	100	80	120			
Surr: p-Bromofluorobenzene			1.0	98	80	120			
Surr: Toluene-d8			1.0	98	80	120			
Sample ID: 011607_MBLK_6	Method Blank			Run: GCMS3-C_070116C			01/16/07 13:10		
Bromodichloromethane	ND	ug/L	0.5						
Bromoform	ND	ug/L	0.5						
Chlorodibromomethane	ND	ug/L	0.5						
Chloroform	ND	ug/L	0.5						
Trihalomethanes, Total	ND	ug/L	0.5						
Surr: 1,2-Dichlorobenzene-d4				95	80	120			
Surr: Dibromofluoromethane				96	80	120			
Surr: p-Bromofluorobenzene				95	80	120			
Surr: Toluene-d8				98	80	120			
Sample ID: C07010488-001EMS	Sample Matrix Spike			Run: GCMS3-C_070116C			01/16/07 21:27		
Bromodichloromethane	101	ug/L	5.0	101	70	130			
Bromoform	108	ug/L	5.0	108	70	130			
Chlorodibromomethane	99.2	ug/L	5.0	99	70	130			
Chloroform	210	ug/L	5.0	95	70	130			
Trihalomethanes, Total	518	ug/L	5.0	101	70	130			
Surr: 1,2-Dichlorobenzene-d4			1.0	96	80	120			
Surr: Dibromofluoromethane			1.0	96	80	120			
Surr: p-Bromofluorobenzene			1.0	93	80	120			
Surr: Toluene-d8			1.0	99	80	120			
Sample ID: C07010488-001EMSD	Sample Matrix Spike Duplicate			Run: GCMS3-C_070116C			01/16/07 22:05		
Bromodichloromethane	94.4	ug/L	5.0	94	70	130	7.0	20	
Bromoform	108	ug/L	5.0	108	70	130	0.7	20	
Chlorodibromomethane	96.8	ug/L	5.0	97	70	130	2.4	20	
Chloroform	206	ug/L	5.0	90	70	130	2.1	20	
Trihalomethanes, Total	505	ug/L	5.0	98	70	130	2.5	20	
Surr: 1,2-Dichlorobenzene-d4			1.0	100	80	120	0.0	10	
Surr: Dibromofluoromethane			1.0	98	80	120	0.0	10	
Surr: p-Bromofluorobenzene			1.0	100	80	120	0.0	10	
Surr: Toluene-d8			1.0	98	80	120	0.0	10	

Qualifiers:

RL - Analyte reporting limit.

ND - Not detected at the reporting limit.



QA/QC Summary Report

Client: United Nuclear Corp

Project: Alluvium

Report Date: 02/22/07

Work Order: C07010481

Analyte	Result	Units	RL	%REC	Low Limit	High Limit	RPD	RPDLimit	Qual
Method: E900.1 Batch: GA-0031									
Sample ID: LCS-GA-0031	Laboratory Control Sample					Run: TENNELEC-2_070116A			01/24/07 11:37
Gross Alpha minus Rn & U	19.0	pCi/L	1.0	90	70	130			
Sample ID: MB-GA-0031	Method Blank					Run: TENNELEC-2_070116A			01/24/07 12:37
Gross Alpha minus Rn & U	ND	pCi/L	1						
Sample ID: C07010108-001IDUP	Sample Duplicate					Run: TENNELEC-2_070116A			01/24/07 15:38
Gross Alpha minus Rn & U	ND	pCi/L	1.0				0.0	124.3	
Sample ID: C07010108-002IMS	Sample Matrix Spike					Run: TENNELEC-2_070116A			01/24/07 17:39
Gross Alpha minus Rn & U	19.7	pCi/L	1.0	93	70	130			
Method: E903.0 Batch: RA226-1862									
Sample ID: C07010479-001AMS	Sample Matrix Spike					Run: BERTHOLD 770-2_070116A			01/29/07 10:22
Radium 226	32	pCi/L	1.0	102	70	130			
Sample ID: C07010479-001AMSD	Sample Matrix Spike Duplicate					Run: BERTHOLD 770-2_070116A			01/29/07 10:22
Radium 226	30	pCi/L	1.0	95	70	130	7.2	31	
Sample ID: MB-RA226-1862	Method Blank					Run: BERTHOLD 770-2_070116A			01/29/07 12:46
Radium 226	ND	pCi/L	0.2						
Sample ID: LCS-RA226-1862	Laboratory Control Sample					Run: BERTHOLD 770-2_070116A			01/29/07 12:46
Radium 226	13	pCi/L	0.20	101	70	130			
Method: E907.0 Batch: R78889									
Sample ID: LCS-R78889	Laboratory Control Sample					Run: EGG-ORTEC_070122A			01/22/07 15:00
Thorium 230	4.30	pCi/L	0.20	88	70	130			
Sample ID: C07010481-001DMS	Sample Matrix Spike					Run: EGG-ORTEC_070122A			01/22/07 15:00
Thorium 230	42.3	pCi/L	0.20	86	70	130			
Sample ID: C07010481-001DMSD	Sample Matrix Spike Duplicate					Run: EGG-ORTEC_070122A			01/22/07 15:00
Thorium 230	40.0	pCi/L	0.20	81	70	130	5.6	30	
Sample ID: MB-R78889	Method Blank					Run: EGG-ORTEC_070122A			01/22/07 15:00
Thorium 230	ND	pCi/L	0.2						

Qualifiers:

RL - Analyte reporting limit.

ND - Not detected at the reporting limit.



QA/QC Summary Report

Client: United Nuclear Corp
Project: Alluvium

Report Date: 02/22/07
Work Order: C07010481

Analyte	Result	Units	RL	%REC	Low Limit	High Limit	RPD	RPDLimit	Qual
Method: NERHL-65-4							Batch: R78863		
Sample ID: C07010481-002DDUP	Sample Duplicate				Run: PACKARD 3100TR_070119A		01/19/07 11:00		
Lead 210	ND	pCi/L	1.0				0.0	30	
Sample ID: C07010481-003DMS	Sample Matrix Spike				Run: PACKARD 3100TR_070119A		01/19/07 11:00		
Lead 210	410	pCi/L	1.0	100	70	130			
Sample ID: MB-R78863	Method Blank				Run: PACKARD 3100TR_070119A		01/19/07 11:00		
Lead 210	ND	pCi/L	1						
Sample ID: LCS-R78863	Laboratory Control Sample				Run: PACKARD 3100TR_070119A		01/19/07 11:00		
Lead 210	82	pCi/L	1.0	113	70	130			
Method: RA-05							Batch: RA228-1493		
Sample ID: LCS-228-RA226-1862	Laboratory Control Sample				Run: TENNELEC-3_070116A		01/22/07 13:09		
Radium 228	7.4	pCi/L	1.0	92	70	130			
Sample ID: MB-RA226-1862	Method Blank				Run: TENNELEC-3_070116A		01/22/07 13:09		
Radium 228	ND	pCi/L	1						
Sample ID: C07010485-001AMS	Sample Matrix Spike				Run: TENNELEC-3_070116A		01/22/07 13:10		
Radium 228	23	pCi/L	1.0	113	70	130			
Sample ID: C07010485-001AMSD	Sample Matrix Spike Duplicate				Run: TENNELEC-3_070116A		01/22/07 13:10		
Radium 228	21	pCi/L	1.0	104	70	130	8.6	32.9	

Qualifiers:

RL - Analyte reporting limit.

ND - Not detected at the reporting limit.



ANALYTICAL SUMMARY REPORT

February 20, 2007

United Nuclear Corp
PO Box 3077
Gallup, NM 87305

Workorder No.: C07010803

Project Name: Zone 1

Energy Laboratories, Inc. received the following 4 samples from United Nuclear Corp on 1/22/2007 for analysis.

Sample ID	Client Sample ID	Collect Date	Receive Date	Matrix	Test
C07010803-001	TWQ-142	01/15/07 9:50	01/22/07	Aqueous	Metals by ICP/ICPMS, Total Alkalinity QA Calculations Arsenic-III, Total Selenium-IV, Total Nitrogen, Ammonia Nitrogen, Nitrate + Nitrite pH Gross Alpha minus Rn222 and Uranium Lead 210, Total Radium 226, Total Radium 228, Total Thorium, Isotopic Solids, Total Dissolved E624 Purgeable Organics
C07010803-002	EPA-2	01/16/07 14:26	01/22/07	Aqueous	Same As Above
C07010803-003	EPA-2 Duplicate	01/16/07 14:44	01/22/07	Aqueous	Same As Above
C07010803-004	Field Blank	01/17/07 11:34	01/22/07	Aqueous	Same As Above

There were no problems with the analyses and all data for associated QC met EPA or laboratory specifications except where noted in the Case Narrative or Report.

If you have any questions regarding these tests results, please call.

Report Approved By:


PETER GARLING
LABORATORY SUPERVISOR



QA/QC Summary Report

Client: United Nuclear Corp

Project: Zone 1

Report Date: 02/20/07

Work Order: C07010803

Analyte	Result	Units	RL	%REC	Low Limit	High Limit	RPD	RPDLimit	Qual
Method: A2320 B		Batch: 070123_1_ALK-W							
Sample ID: MBLK1_070123_1	Method Blank					Run: TTR-ALK_070123A			01/23/07 08:37
Alkalinity, Total as CaCO ₃	ND	mg/L	0.2						
Bicarbonate as HCO ₃	ND	mg/L	1						
Sample ID: LCS11_070123_1	Laboratory Control Sample					Run: TTR-ALK_070123A			01/23/07 08:46
Alkalinity, Total as CaCO ₃	5000	mg/L	1.0	100	90	110			
Sample ID: C07010804-006CMS	Sample Matrix Spike					Run: TTR-ALK_070123A			01/23/07 09:29
Alkalinity, Total as CaCO ₃	186	mg/L	1.0	99	90	110			
Sample ID: C07010804-006CMSD	Sample Matrix Spike Duplicate					Run: TTR-ALK_070123A			01/23/07 09:31
Alkalinity, Total as CaCO ₃	187	mg/L	1.0	100	90	110	0.5	10	
Method: A2540 C		Batch: 070123A-SLDS-TDS-W							
Sample ID: MBLK1_070123A	Method Blank					Run: SLDS-BALANCE_070123B			01/23/07 08:57
Solids, Total Dissolved TDS @ 180 C	ND	mg/L	6						
Sample ID: LCS1_070123A	Laboratory Control Sample					Run: SLDS-BALANCE_070123B			01/23/07 08:57
Solids, Total Dissolved TDS @ 180 C	994	mg/L	10	99	90	110			
Sample ID: C07010804-001BMS	Sample Matrix Spike					Run: SLDS-BALANCE_070123B			01/23/07 08:59
Solids, Total Dissolved TDS @ 180 C	9030	mg/L	10	101	90	110			
Sample ID: C07010804-001BMSD	Sample Matrix Spike Duplicate					Run: SLDS-BALANCE_070123B			01/23/07 08:59
Solids, Total Dissolved TDS @ 180 C	9030	mg/L	10	101	90	110	0.1	10	
Method: A3114 B		Batch: ASI11-3114-070209							
Sample ID: MBLK	Method Blank					Run: CVAA-C202_070209A			02/09/07 13:29
Arsenic-III	ND	mg/L	0.0006						
Sample ID: C07010803-001AMS	Sample Matrix Spike					Run: CVAA-C202_070209A			02/09/07 14:06
Arsenic-III	0.0577	mg/L	0.0010	114	85	115			
Sample ID: C07010803-001AMSD	Sample Matrix Spike Duplicate					Run: CVAA-C202_070209A			02/09/07 14:10
Arsenic-III	0.0534	mg/L	0.0010	106	85	115	7.9	10	
Sample ID: 301-19-4	Laboratory Control Sample					Run: CVAA-C202_070209A			02/09/07 14:16
Arsenic-III	0.0491	mg/L	0.0010	98	90	110			

Qualifiers:

RL - Analyte reporting limit.

ND - Not detected at the reporting limit.



QA/QC Summary Report

Client: United Nuclear Corp

Project: Zone 1

Report Date: 02/20/07

Work Order: C07010803

Analyte	Result	Units	RL	%REC	Low Limit	High Limit	RPD	RPDLimit	Qual
Method: A3114 B							Batch: SE3114-070210		
Sample ID: MBLK	Method Blank					Run: CVAA-C202_070210A			02/10/07 15:28
Selenium	ND	mg/L	0.0004						
Sample ID: C07010803-003AMS	Sample Matrix Spike					Run: CVAA-C202_070210A			02/10/07 15:51
Selenium-IV	0.0516	mg/L	0.0010	103	85	115			
Sample ID: C07010803-003AMSD	Sample Matrix Spike Duplicate					Run: CVAA-C202_070210A			02/10/07 15:53
Selenium-IV	0.0505	mg/L	0.0010	101	85	115	2.1	10	
Sample ID: 301-19-4	Laboratory Control Sample					Run: CVAA-C202_070210A			02/10/07 15:56
Selenium	0.0478	mg/L	0.0010	96	90	110			
Method: A4500-H B							Analytical Run: ORION555A_070123A		
Sample ID: ICV1_070123_1	Initial Calibration Verification Standard								01/23/07 08:15
pH	6.88	s.u.	0.010	100	98	102			
Method: A4500-H B							Batch: 070123_1_PH-W		
Sample ID: C07010804-001BDUP	Sample Duplicate					Run: ORION555A_070123A			01/23/07 08:15
pH	5.36	s.u.	0.010				0.4	10	
Method: A4500-NH3 G							Batch: A2007-01-25_1_NH3_02		
Sample ID: MBLK-1	Method Blank					Run: TECHNICON_070125A			01/25/07 13:54
Nitrogen, Ammonia as N	ND	mg/L	0.02						
Sample ID: LCS-2	Laboratory Control Sample					Run: TECHNICON_070125A			01/25/07 13:56
Nitrogen, Ammonia as N	19.6	mg/L	0.20	98	80	120			
Sample ID: C07010803-001DMS	Sample Matrix Spike					Run: TECHNICON_070125A			01/25/07 14:08
Nitrogen, Ammonia as N	1.93	mg/L	0.050	89	80	120			
Sample ID: C07010803-001DMSD	Sample Matrix Spike Duplicate					Run: TECHNICON_070125A			01/25/07 14:10
Nitrogen, Ammonia as N	1.92	mg/L	0.050	89	80	120	0.5	20	

Qualifiers:

RL - Analyte reporting limit.

ND - Not detected at the reporting limit.



QA/QC Summary Report

Client: United Nuclear Corp

Report Date: 02/20/07

Project: Zone 1

Work Order: C07010803

Analyte	Result	Units	RL	%REC	Low Limit	High Limit	RPD	RPDLimit	Qual
Method: E200.7							Batch: R78806		
Sample ID: LFB-ICP25204	Laboratory Fortified Blank			Run: ICP1-C_070123A			01/23/07 12:48		
Calcium	50.3	mg/L	0.50	101	85	125			
Magnesium	50.8	mg/L	0.50	102	85	125			
Potassium	47.9	mg/L	0.50	96	85	125			
Sodium	49.1	mg/L	0.50	97	85	125			
Sample ID: LRB	Method Blank			Run: ICP1-C_070123A			01/23/07 12:58		
Calcium	ND	mg/L	0.06						
Chloride	ND	mg/L	0.8						
Magnesium	ND	mg/L	0.05						
Potassium	0.05	mg/L	0.05						
Sodium	ND	mg/L	0.06						
Sulfate	ND	mg/L	0.8						
Sample ID: C07010488-001DMS	Sample Matrix Spike			Run: ICP1-C_070123A			01/23/07 13:21		
Calcium	869	mg/L	0.57	92	70	130			
Chloride	609	mg/L	1.0	91	70	130			
Magnesium	1110	mg/L	0.53	83	70	130			
Potassium	1360	mg/L	0.52	97	70	130			
Sodium	741	mg/L	0.62	95	70	130			
Sulfate	8810	mg/L	8.0		70	130			A
Sample ID: C07010488-001DMSD	Sample Matrix Spike Duplicate			Run: ICP1-C_070123A			01/23/07 13:25		
Calcium	871	mg/L	0.57	92	70	130	0.2	20	
Chloride	611	mg/L	1.0	91	70	130	0.3	20	
Magnesium	1120	mg/L	0.53	83	70	130	0.3	20	
Potassium	1370	mg/L	0.52	98	70	130	0.4	20	
Sodium	738	mg/L	0.62	94	70	130	0.4	20	
Sulfate	8650	mg/L	8.0		70	130	1.8	20	A
Sample ID: LFB-ICP25204	Laboratory Fortified Blank			Run: ICP1-C_070123A			01/23/07 16:24		
Calcium	51.6	mg/L	0.50	103	85	125			
Magnesium	51.6	mg/L	0.50	103	85	125			
Potassium	47.9	mg/L	0.50	96	85	125			
Sodium	47.8	mg/L	0.50	96	85	125			
Sample ID: LRB	Method Blank			Run: ICP1-C_070123A			01/23/07 16:34		
Calcium	ND	mg/L	0.06						
Chloride	ND	mg/L	0.8						
Magnesium	ND	mg/L	0.05						
Potassium	0.07	mg/L	0.05						
Sodium	0.4	mg/L	0.06						
Sulfate	ND	mg/L	0.8						

Qualifiers:

RL - Analyte reporting limit.

A - The analyte level was greater than four times the spike level. In accordance with the method % recovery is not calculated.

ND - Not detected at the reporting limit.



QA/QC Summary Report

Client: United Nuclear Corp

Report Date: 02/20/07

Project: Zone 1

Work Order: C07010803

Analyte	Result	Units	RL	%REC	Low Limit	High Limit	RPD	RPDLimit	Qual
Method: E200.8							Batch: R78805		
Sample ID: LRB	Method Blank		Run: ICPMS1-C_070123A				01/23/07 10:32		
Aluminum	ND	mg/L	0.0002						
Beryllium	ND	mg/L	3E-05						
Cadmium	ND	mg/L	0.0002						
Cobalt	ND	mg/L	3E-05						
Lead	ND	mg/L	2E-05						
Manganese	ND	mg/L	3E-05						
Molybdenum	ND	mg/L	7E-05						
Nickel	ND	mg/L	8E-05						
Uranium	ND	mg/L	4E-05						
Vanadium	ND	mg/L	9E-05						
Sample ID: LFB	Laboratory Fortified Blank		Run: ICPMS1-C_070123A				01/23/07 10:40		
Aluminum	0.0531	mg/L	0.0010	106	85	115			
Beryllium	0.0493	mg/L	0.0010	99	85	115			
Cadmium	0.0507	mg/L	0.0010	101	85	115			
Cobalt	0.0526	mg/L	0.0010	105	85	115			
Lead	0.0520	mg/L	0.0010	104	85	115			
Manganese	0.0520	mg/L	0.0010	104	85	115			
Molybdenum	0.0515	mg/L	0.0010	103	85	115			
Nickel	0.0504	mg/L	0.0010	101	85	115			
Uranium	0.0460	mg/L	0.00030	92	85	115			
Vanadium	0.0522	mg/L	0.0010	104	85	115			
Sample ID: C07010767-003CMS4	Post Digestion Spike		Run: ICPMS1-C_070123A				01/23/07 18:18		
Aluminum	0.048	mg/L	0.10	97	70	130			
Beryllium	0.052	mg/L	0.0010	104	70	130			
Cadmium	0.051	mg/L	0.0010	102	70	130			
Cobalt	0.044	mg/L	0.010	88	70	130			
Lead	0.052	mg/L	0.0010	104	70	130			
Manganese	0.048	mg/L	0.010	93	70	130			
Molybdenum	0.053	mg/L	0.10	104	70	130			
Nickel	0.049	mg/L	0.050	95	70	130			
Uranium	0.078	mg/L	0.00030	107	70	130			
Vanadium	0.049	mg/L	0.10	95	70	130			
Sample ID: C07010767-003CMSD4	Post Digestion Spike Duplicate		Run: ICPMS1-C_070123A				01/23/07 18:25		
Aluminum	0.047	mg/L	0.10	94	70	130	0.0	20	
Beryllium	0.049	mg/L	0.0010	98	70	130	6.5	20	
Cadmium	0.050	mg/L	0.0010	100	70	130	1.9	20	
Cobalt	0.045	mg/L	0.010	89	70	130	0.5	20	
Lead	0.052	mg/L	0.0010	103	70	130	1.4	20	
Manganese	0.048	mg/L	0.010	93	70	130	0.3	20	

Qualifiers:

RL - Analyte reporting limit.

ND - Not detected at the reporting limit.



QA/QC Summary Report

Client: United Nuclear Corp

Project: Zone 1

Report Date: 02/20/07

Work Order: C07010803

Analyte	Result	Units	RL	%REC	Low Limit	High Limit	RPD	RPDLimit	Qual
Method: E200.8							Batch: R78805		
Sample ID: C07010767-003CMSD4		Post Digestion Spike Duplicate			Run: ICPMS1-C_070123A		01/23/07 18:25		
Molybdenum	0.054	mg/L	0.10	105	70	130	0.0	20	
Nickel	0.049	mg/L	0.050	95	70	130	0.0	20	
Uranium	0.089	mg/L	0.00030	129	70	130	13	20	
Vanadium	0.049	mg/L	0.10	96	70	130	0.0	20	
Sample ID: C07010804-004AMS4		Post Digestion Spike			Run: ICPMS1-C_070123A		01/23/07 20:18		
Aluminum	0.0540	mg/L	0.10	89	70	130			
Cadmium	0.0444	mg/L	0.010	88	70	130			
Cobalt	0.0484	mg/L	0.010	85	70	130			
Lead	0.0515	mg/L	0.050	103	70	130			
Manganese	2.01	mg/L	0.010		70	130			A
Molybdenum	0.215	mg/L	0.10	122	70	130			
Nickel	0.0609	mg/L	0.050	96	70	130			
Vanadium	0.0477	mg/L	0.10	93	70	130			
Sample ID: C07010804-004AMS4		Post Digestion Spike Duplicate			Run: ICPMS1-C_070123A		01/23/07 20:25		
Aluminum	0.0529	mg/L	0.10	86	70	130	0.0	20	
Cadmium	0.0449	mg/L	0.010	89	70	130	1.2	20	
Cobalt	0.0475	mg/L	0.010	83	70	130	1.9	20	
Lead	0.0525	mg/L	0.050	105	70	130	1.8	20	
Manganese	1.99	mg/L	0.010		70	130	0.8	20	A
Molybdenum	0.207	mg/L	0.10	107	70	130	3.4	20	
Nickel	0.0552	mg/L	0.050	85	70	130	9.7	20	
Vanadium	0.0472	mg/L	0.10	92	70	130	0.0	20	

Qualifiers:

RL - Analyte reporting limit.

ND - Not detected at the reporting limit.

A - The analyte level was greater than four times the spike level. In accordance with the method % recovery is not calculated.



QA/QC Summary Report

Client: United Nuclear Corp

Report Date: 02/20/07

Project: Zone 1

Work Order: C07010803

Analyte	Result	Units	RL	%REC	Low Limit	High Limit	RPD	RPDLimit	Qual
Method: E200.8									Batch: R78840
Sample ID: LRB	Method Blank						Run: ICPMS1-C_070124A		01/24/07 10:43
Beryllium	ND	mg/L	3E-05						
Uranium	ND	mg/L	4E-05						
Sample ID: LFB	Laboratory Fortified Blank						Run: ICPMS1-C_070124A		01/24/07 10:50
Beryllium	0.0484	mg/L	0.0010	97	85	115			
Uranium	0.0492	mg/L	0.00030	98	85	115			
Sample ID: C07010804-004AMS4	Post Digestion Spike						Run: ICPMS1-C_070124A		01/24/07 22:39
Beryllium	0.0456	mg/L	0.010	91	70	130			
Uranium	0.214	mg/L	0.00030	128	70	130			
Sample ID: C07010804-004AMSD4	Post Digestion Spike Duplicate						Run: ICPMS1-C_070124A		01/24/07 22:46
Beryllium	0.0508	mg/L	0.010	101	70	130	11	20	
Uranium	0.196	mg/L	0.00030	92	70	130	8.8	20	
Sample ID: LRB	Method Blank						Run: ICPMS1-C_070124A		01/24/07 10:43
Beryllium	ND	mg/L	3E-05						
Uranium	ND	mg/L	4E-05						
Sample ID: LFB	Laboratory Fortified Blank						Run: ICPMS1-C_070124A		01/24/07 10:50
Beryllium	0.0484	mg/L	0.0010	97	85	115			
Uranium	0.0492	mg/L	0.00030	98	85	115			
Method: E353.2									Batch: A2007-01-24_1_NO3_01
Sample ID: MBLK-1	Method Blank						Run: TECHNICON_070124A		01/24/07 11:52
Nitrogen, Nitrate+Nitrite as N	ND	mg/L	0.03						
Sample ID: LCS-2	Laboratory Control Sample						Run: TECHNICON_070124A		01/24/07 11:54
Nitrogen, Nitrate+Nitrite as N	2.52	mg/L	0.10	101	90	110			
Sample ID: C07010804-001DMS	Sample Matrix Spike						Run: TECHNICON_070124A		01/24/07 12:09
Nitrogen, Nitrate+Nitrite as N	2.07	mg/L	0.10	102	90	110			
Sample ID: C07010804-001DMSD	Sample Matrix Spike Duplicate						Run: TECHNICON_070124A		01/24/07 12:12
Nitrogen, Nitrate+Nitrite as N	2.05	mg/L	0.10	101	90	110	1.0	10	

Qualifiers:

RL - Analyte reporting limit.

ND - Not detected at the reporting limit.



QA/QC Summary Report

Client: United Nuclear Corp

Report Date: 02/20/07

Project: Zone 1

Work Order: C07010803

Analyte	Result	Units	RL	%REC	Low Limit	High Limit	RPD	RPDLimit	Qual
Method: E624									Batch: R78809
Sample ID: 23-Jan-07_LCS_3	Laboratory Control Sample			Run: GCMS2-C_TARGET_070123A			01/23/07 14:38		
Bromodichloromethane	4.36	ug/L	1.0	87	70	130			
Bromoform	4.52	ug/L	1.0	90	70	130			
Chlorodibromomethane	4.68	ug/L	1.0	94	70	130			
Chloroform	5.12	ug/L	1.0	102	70	130			
Trihalomethanes, Total	18.7	ug/L	1.0	93	70	130			
Surr: 1,2-Dichlorobenzene-d4			1.0	98	80	120			
Surr: Dibromofluoromethane			1.0	110	80	120			
Surr: p-Bromofluorobenzene			1.0	105	80	120			
Surr: Toluene-d8			1.0	102	80	120			
Sample ID: 23-Jan-07_MBLK_6	Method Blank			Run: GCMS2-C_TARGET_070123A			01/23/07 16:33		
Bromodichloromethane	ND	ug/L	0.5						
Bromoform	ND	ug/L	0.5						
Chlorodibromomethane	ND	ug/L	0.5						
Chloroform	ND	ug/L	0.5						
Trihalomethanes, Total	ND	ug/L	0.5						
Surr: 1,2-Dichlorobenzene-d4				97	80	120			
Surr: Dibromofluoromethane				106	80	120			
Surr: p-Bromofluorobenzene				102	80	120			
Surr: Toluene-d8				103	80	120			
Sample ID: C07010804-009EMS	Sample Matrix Spike			Run: GCMS2-C_TARGET_070123A			01/24/07 03:39		
Bromodichloromethane	192	ug/L	10	96	70	130			
Bromoform	211	ug/L	10	106	70	130			
Chlorodibromomethane	213	ug/L	10	106	70	130			
Chloroform	213	ug/L	10	106	70	130			
Trihalomethanes, Total	829	ug/L	10	104	70	130			
Surr: 1,2-Dichlorobenzene-d4			1.0	97	80	120			
Surr: Dibromofluoromethane			1.0	116	80	120			
Surr: p-Bromofluorobenzene			1.0	103	80	120			
Surr: Toluene-d8			1.0	103	80	120			
Sample ID: C07010804-009EMSD	Sample Matrix Spike Duplicate			Run: GCMS2-C_TARGET_070123A			01/24/07 04:17		
Bromodichloromethane	203	ug/L	10	102	70	130	5.7	20	
Bromoform	226	ug/L	10	113	70	130	6.6	20	
Chlorodibromomethane	226	ug/L	10	113	70	130	5.8	20	
Chloroform	227	ug/L	10	114	70	130	6.5	20	
Trihalomethanes, Total	882	ug/L	10	110	70	130	6.2	20	
Surr: 1,2-Dichlorobenzene-d4			1.0	97	80	120	0.0	10	
Surr: Dibromofluoromethane			1.0	115	80	120	0.0	10	
Surr: p-Bromofluorobenzene			1.0	101	80	120	0.0	10	
Surr: Toluene-d8			1.0	102	80	120	0.0	10	

Qualifiers:

RL - Analyte reporting limit.

ND - Not detected at the reporting limit.



QA/QC Summary Report

Client: United Nuclear Corp

Report Date: 02/20/07

Project: Zone 1

Work Order: C07010803

Analyte	Result	Units	RL	%REC	Low Limit	High Limit	RPD	RPDLimit	Qual
Method: E900.1									Batch: GA-0034
Sample ID: LCS-GA-0034	Laboratory Control Sample					Run: G5000W_070131A			02/02/07 14:23
Gross Alpha minus Rn & U	21.0	pCi/L	1.0	99	70	130			
Sample ID: MB-GA-0034	Method Blank					Run: G5000W_070131A			02/02/07 14:23
Gross Alpha minus Rn & U	ND	pCi/L	1						
Sample ID: C07011014-001IMS	Sample Matrix Spike					Run: G5000W_070131A			02/02/07 14:23
Gross Alpha minus Rn & U	20.2	pCi/L	1.0	95	70	130			
Sample ID: C07011014-001IMSD	Sample Matrix Spike Duplicate					Run: G5000W_070131A			02/02/07 14:23
Gross Alpha minus Rn & U	20.7	pCi/L	1.0	98	70	130	2.5	27.9	
Method: E903.0									Batch: RA226-1876
Sample ID: C07010501-001AMS	Sample Matrix Spike					Run: G5000W_070124C			02/05/07 11:19
Radium 226	18	pCi/L	1.0	87	70	130			
Sample ID: C07010501-001AMSD	Sample Matrix Spike Duplicate					Run: G5000W_070124C			02/05/07 11:19
Radium 226	17	pCi/L	1.0	78	70	130	10	26.7	
Sample ID: MB-RA226-1876	Method Blank					Run: G5000W_070124C			02/05/07 14:34
Radium 226	ND	pCi/L	0.2						
Sample ID: LCS-RA226-1876	Laboratory Control Sample					Run: G5000W_070124C			02/05/07 14:34
Radium 226	13	pCi/L	0.20	105	70	130			
Method: E907.0									Batch: R79176
Sample ID: LCS-R79176	Laboratory Control Sample					Run: EGG-ORTEC_070126B			01/26/07 15:00
Thorium 230	4.90	pCi/L	0.20	100	70	130			
Sample ID: C07010803-001AMS	Sample Matrix Spike					Run: EGG-ORTEC_070126B			01/26/07 15:00
Thorium 230	54.3	pCi/L	0.20	111	70	130			
Sample ID: C07010803-001AMSD	Sample Matrix Spike Duplicate					Run: EGG-ORTEC_070126B			01/26/07 15:00
Thorium 230	46.7	pCi/L	0.20	95	70	130	15	30	
Sample ID: MB-R79176	Method Blank					Run: EGG-ORTEC_070126B			01/26/07 15:00
Thorium 230	ND	pCi/L	0.2						

Qualifiers:

RL - Analyte reporting limit.

ND - Not detected at the reporting limit.



QA/QC Summary Report

Client: United Nuclear Corp

Report Date: 02/20/07

Project: Zone 1

Work Order: C07010803

Analyte	Result	Units	RL	%REC	Low Limit	High Limit	RPD	RPDLimit	Qual
Method: NERHL-65-4									Batch: R79113
Sample ID: C07010803-001AMS	Sample Matrix Spike				Run: PACKARD 3100TR_070124A				01/24/07 12:00
Lead 210	440	pCi/L	1.0	106	70	130			
Sample ID: C07010803-001AMSD	Sample Matrix Spike Duplicate				Run: PACKARD 3100TR_070124A				01/24/07 12:00
Lead 210	430	pCi/L	1.0	104	70	130	1.9	30	
Sample ID: MB-R79113	Method Blank				Run: PACKARD 3100TR_070124A				01/24/07 12:00
Lead 210	ND	pCi/L	1						
Sample ID: LCS-R79113	Laboratory Control Sample				Run: PACKARD 3100TR_070124A				01/24/07 12:00
Lead 210	87	pCi/L	1.0	105	70	130			
Method: RA-05									Batch: RA228-1504
Sample ID: LCS-228-RA226-1876	Laboratory Control Sample				Run: TENNELEC-3_070124A				01/30/07 13:25
Radium 228	7.6	pCi/L	1.0	95	70	130			
Sample ID: MB-RA226-1876	Method Blank				Run: TENNELEC-3_070124A				01/30/07 13:25
Radium 228	ND	pCi/L	1						
Sample ID: C07010873-001AMS	Sample Matrix Spike				Run: TENNELEC-3_070124A				01/30/07 13:25
Radium 228	14	pCi/L	1.0	104	70	130			
Sample ID: C07010873-001AMSD	Sample Matrix Spike Duplicate				Run: TENNELEC-3_070124A				01/30/07 13:25
Radium 228	14	pCi/L	1.0	107	70	130	3.3	34.1	

Qualifiers:

RL - Analyte reporting limit.

ND - Not detected at the reporting limit.



ANALYTICAL SUMMARY REPORT

February 21, 2007

United Nuclear Corp
PO Box 3077
Gallup, NM 87305

Workorder No.: C07010492

Project Name: Zone 1

Energy Laboratories, Inc. received the following 4 samples from United Nuclear Corp on 1/12/2007 for analysis.

Sample ID	Client Sample ID	Collect Date	Receive Date	Matrix	Test
C07010492-001	614	01/10/07 8:58	01/12/07	Aqueous	Metals by ICP/ICPMS, Total Alkalinity QA Calculations Arsenic-III, Total Selenium-IV, Total Nitrogen, Ammonia Nitrogen, Nitrate + Nitrite pH Gross Alpha minus Rn222 and Uranium Lead 210, Total Radium 226, Total Radium 228, Total Thorium, Isotopic Solids, Total Dissolved E624 Purgeable Organics
C07010492-002	515-A	01/10/07 9:43	01/12/07	Aqueous	Same As Above
C07010492-003	604	01/10/07 10:20	01/12/07	Aqueous	Same As Above
C07010492-004	Field Blank	01/10/07 11:14	01/12/07	Aqueous	Same As Above

There were no problems with the analyses and all data for associated QC met EPA or laboratory specifications except where noted in the Case Narrative or Report.

If you have any questions regarding these tests results, please call.

Report Approved By:


ROGER QUILLEY
LABORATORY SUPERVISOR



QA/QC Summary Report

Client: United Nuclear Corp

Project: Zone 1

Report Date: 02/21/07

Work Order: C07010492

Analyte	Result	Units	RL	%REC	Low Limit	High Limit	RPD	RPDLimit	Qual
Method: A2320 B					Batch: 070115_1_ALK-W				
Sample ID: MBLK1_070115_1	Method Blank				Run: TTR-ALK_070115A				01/15/07 08:34
Alkalinity, Total as CaCO ₃	ND	mg/L	0.2						
Bicarbonate as HCO ₃	ND	mg/L	1						
Sample ID: LCS11_070115_1	Laboratory Control Sample				Run: TTR-ALK_070115A				01/15/07 08:42
Alkalinity, Total as CaCO ₃	5100	mg/L	1.0	102	90	110			
Sample ID: C07010481-001BMS	Sample Matrix Spike				Run: TTR-ALK_070115A				01/15/07 09:27
Alkalinity, Total as CaCO ₃	1970	mg/L	1.0	96	90	110			
Sample ID: C07010481-001BMSD	Sample Matrix Spike Duplicate				Run: TTR-ALK_070115A				01/15/07 09:31
Alkalinity, Total as CaCO ₃	1980	mg/L	1.0	104	90	110	0.5	10	
Method: A2540 C					Batch: 070115A-SLDS-TDS-W				
Sample ID: MBLK1_070115A	Method Blank				Run: SLDS-BALANCE_070115A				01/15/07 15:29
Solids, Total Dissolved TDS @ 180 C	ND	mg/L	6						
Sample ID: LCS1_070115A	Laboratory Control Sample				Run: SLDS-BALANCE_070115A				01/15/07 15:29
Solids, Total Dissolved TDS @ 180 C	988	mg/L	10	99	90	110			
Sample ID: C07010481-014CMS	Sample Matrix Spike				Run: SLDS-BALANCE_070115A				01/15/07 16:34
Solids, Total Dissolved TDS @ 180 C	8510	mg/L	10	97	90	110			
Sample ID: C07010481-014CMSD	Sample Matrix Spike Duplicate				Run: SLDS-BALANCE_070115A				01/15/07 16:35
Solids, Total Dissolved TDS @ 180 C	8510	mg/L	10	97	90	110	0.0	10	
Method: A3114 B					Batch: ASIII-3114-070116				
Sample ID: MBLK	Method Blank				Run: CVAA-C202_070116B				01/16/07 13:00
Arsenic-III	ND	mg/L	0.0006						
Sample ID: 301-15-3	Laboratory Control Sample				Run: CVAA-C202_070116B				01/16/07 13:32
Arsenic-III	0.0537	mg/L	0.0010	107	90	110			
Sample ID: C07010492-001DMS	Sample Matrix Spike				Run: CVAA-C202_070116B				01/16/07 14:32
Arsenic-III	0.0577	mg/L	0.0010	115	85	115			
Sample ID: C07010492-001DMSD	Sample Matrix Spike Duplicate				Run: CVAA-C202_070116B				01/16/07 14:34
Arsenic-III	0.0567	mg/L	0.0010	113	85	115	1.7	10	

Qualifiers:

RL - Analyte reporting limit.

ND - Not detected at the reporting limit.



QA/QC Summary Report

Client: United Nuclear Corp

Project: Zone 1

Report Date: 02/21/07

Work Order: C07010492

Analyte	Result	Units	RL	%REC	Low Limit	High Limit	RPD	RPDLimit	Qual
Method: A3114 B							Batch: SEIV3114-070116		
Sample ID: MBLK	Method Blank					Run: CVAA-C202_070116A			01/16/07 09:02
Selenium-IV	ND	mg/L	0.0002						
Sample ID: 301-15-3	Laboratory Control Sample					Run: CVAA-C202_070116A			01/16/07 09:28
Selenium-IV	0.0518	mg/L	0.0010	104	90	110			
Sample ID: C07010492-004DMS	Sample Matrix Spike					Run: CVAA-C202_070116A			01/16/07 10:27
Selenium-IV	0.0441	mg/L	0.0010	88	85	115			
Sample ID: C07010492-004DMSD	Sample Matrix Spike Duplicate					Run: CVAA-C202_070116A			01/16/07 10:29
Selenium-IV	0.0430	mg/L	0.0010	86	85	115	2.5	10	
Method: A4500-H B							Analytical Run: ORION555A_070115B		
Sample ID: ICV1_070115_3	Initial Calibration Verification Standard								01/15/07 13:35
pH	6.93	s.u.	0.010	101	98	102			
Method: A4500-H B							Batch: 070115_3_PH-W		
Sample ID: C07010520-005BDUP	Sample Duplicate					Run: ORION555A_070115B			01/15/07 14:00
pH	5.89	s.u.	0.010				0.2	10	
Method: A4500-NH3 G							Batch: A2007-01-15_1_NH3_01		
Sample ID: MBLK-1	Method Blank					Run: TECHNICON_070115A			01/15/07 11:25
Nitrogen, Ammonia as N	ND	mg/L	0.02						
Sample ID: LCS-2	Laboratory Control Sample					Run: TECHNICON_070115A			01/15/07 11:27
Nitrogen, Ammonia as N	19.4	mg/L	0.20	97	80	120			
Sample ID: C07010481-016AMS	Sample Matrix Spike					Run: TECHNICON_070115A			01/15/07 12:41
Nitrogen, Ammonia as N	2.14	mg/L	0.050	106	80	120			
Sample ID: C07010481-016AMSD	Sample Matrix Spike Duplicate					Run: TECHNICON_070115A			01/15/07 12:43
Nitrogen, Ammonia as N	2.13	mg/L	0.050	105	80	120	0.5	20	

Qualifiers:

RL - Analyte reporting limit.

ND - Not detected at the reporting limit.



QA/QC Summary Report

Client: United Nuclear Corp

Project: Zone 1

Report Date: 02/21/07

Work Order: C07010492

Analyte	Result	Units	RL	%REC	Low Limit	High Limit	RPD	RPDLimit	Qual
Method: E200.7							Batch: R78653		
Sample ID: LFB-ICP25204	Laboratory Fortified Blank			Run: ICP1-C_070118A			01/18/07 10:34		
Calcium	50.6	mg/L	0.50	101	85	125			
Magnesium	51.9	mg/L	0.50	104	85	125			
Potassium	48.2	mg/L	0.50	96	85	125			
Sodium	49.2	mg/L	0.50	98	85	125			
Sample ID: LRB	Method Blank			Run: ICP1-C_070118A			01/18/07 10:47		
Calcium	ND	mg/L	0.06						
Chloride	ND	mg/L	0.8						
Magnesium	ND	mg/L	0.05						
Potassium	0.07	mg/L	0.05						
Sodium	0.09	mg/L	0.06						
Sulfate	ND	mg/L	0.8						
Sample ID: C07010492-001DMS	Sample Matrix Spike			Run: ICP1-C_070118A			01/18/07 13:28		
Calcium	1000	mg/L	0.57	88	70	130			
Chloride	838	mg/L	8.0	93	70	130			
Magnesium	1000	mg/L	0.53	83	70	130			
Potassium	1330	mg/L	0.52	94	70	130			
Sodium	889	mg/L	0.62	88	70	130			
Sulfate	3480	mg/L	8.0		70	130			A
Sample ID: C07010492-001DMSD	Sample Matrix Spike Duplicate			Run: ICP1-C_070118A			01/18/07 13:31		
Calcium	1030	mg/L	0.57	93	70	130	2.6	20	
Chloride	839	mg/L	8.0	94	70	130	0.1	20	
Magnesium	1030	mg/L	0.53	87	70	130	2.2	20	
Potassium	1330	mg/L	0.52	94	70	130	0.2	20	
Sodium	900	mg/L	0.62	90	70	130	1.2	20	
Sulfate	3530	mg/L	8.0		70	130	1.6	20	A

Qualifiers:

RL - Analyte reporting limit.

ND - Not detected at the reporting limit.

A - The analyte level was greater than four times the spike level. In accordance with the method % recovery is not calculated.



QA/QC Summary Report

Client: United Nuclear Corp

Project: Zone 1

Report Date: 02/21/07

Work Order: C07010492

Analyte	Result	Units	RL	%REC	Low Limit	High Limit	RPD	RPDLimit	Qual
Method: E200.8							Batch: R78422		
Sample ID: LRB	Method Blank		Run: ICPMS1-C_070112A				01/12/07 15:38		
Aluminum	ND	mg/L	0.0002						
Cadmium	ND	mg/L	0.0002						
Lead	ND	mg/L	2E-05						
Molybdenum	0.0001	mg/L	7E-05						
Nickel	ND	mg/L	8E-05						
Vanadium	ND	mg/L	9E-05						
Sample ID: LFB	Laboratory Fortified Blank		Run: ICPMS1-C_070112A				01/12/07 15:46		
Aluminum	0.0490	mg/L	0.0010	98	85	115			
Cadmium	0.0519	mg/L	0.0010	104	85	115			
Lead	0.0508	mg/L	0.0010	102	85	115			
Molybdenum	0.0518	mg/L	0.0010	103	85	115			
Nickel	0.0493	mg/L	0.0010	99	85	115			
Vanadium	0.0514	mg/L	0.0010	103	85	115			
Sample ID: C07010481-011DMS4	Post Digestion Spike		Run: ICPMS1-C_070112A				01/13/07 02:49		
Aluminum	0.213	mg/L	0.10	84	70	130			
Cadmium	0.230	mg/L	0.010	92	70	130			
Lead	0.243	mg/L	0.050	97	70	130			
Molybdenum	0.241	mg/L	0.10	97	70	130			
Nickel	0.242	mg/L	0.050	97	70	130			
Vanadium	0.266	mg/L	0.10	105	70	130			
Sample ID: C07010481-011DMSD4	Post Digestion Spike Duplicate		Run: ICPMS1-C_070112A				01/13/07 02:57		
Aluminum	0.206	mg/L	0.10	81	70	130	3.4	20	
Cadmium	0.241	mg/L	0.010	96	70	130	4.5	20	
Lead	0.245	mg/L	0.050	98	70	130	0.9	20	
Molybdenum	0.246	mg/L	0.10	99	70	130	2.0	20	
Nickel	0.239	mg/L	0.050	96	70	130	1.4	20	
Vanadium	0.266	mg/L	0.10	105	70	130	0.0	20	

Qualifiers:

RL - Analyte reporting limit.

ND - Not detected at the reporting limit.



QA/QC Summary Report

Client: United Nuclear Corp

Report Date: 02/21/07

Project: Zone 1

Work Order: C07010492

Analyte	Result	Units	RL	%REC	Low Limit	High Limit	RPD	RPDLimit	Qual
Method: E200.8							Batch: R78490		
Sample ID: LRB	Method Blank		Run: ICPMS1-C_070115A				01/15/07 11:25		
Beryllium	ND	mg/L	3E-05						
Cadmium	ND	mg/L	0.0002						
Cobalt	ND	mg/L	3E-05						
Lead	ND	mg/L	2E-05						
Manganese	ND	mg/L	3E-05						
Molybdenum	0.0001	mg/L	7E-05						
Nickel	ND	mg/L	8E-05						
Uranium	ND	mg/L	4E-05						
Vanadium	ND	mg/L	9E-05						
Sample ID: LFB	Laboratory Fortified Blank		Run: ICPMS1-C_070115A				01/15/07 11:32		
Beryllium	0.0518	mg/L	0.0010	104	85	115			
Cadmium	0.0502	mg/L	0.0010	100	85	115			
Cobalt	0.0509	mg/L	0.0010	102	85	115			
Lead	0.0506	mg/L	0.0010	101	85	115			
Manganese	0.0520	mg/L	0.0010	104	85	115			
Molybdenum	0.0512	mg/L	0.0010	102	85	115			
Nickel	0.0518	mg/L	0.0010	104	85	115			
Uranium	0.0512	mg/L	0.00030	102	85	115			
Vanadium	0.0514	mg/L	0.0010	103	85	115			
Sample ID: C07010481-014DMS4	Post Digestion Spike		Run: ICPMS1-C_070115A				01/15/07 13:02		
Beryllium	0.236	mg/L	0.010	94	70	130			
Cadmium	0.253	mg/L	0.010	101	70	130			
Cobalt	0.249	mg/L	0.010	96	70	130			
Lead	0.259	mg/L	0.050	103	70	130			
Manganese	1.99	mg/L	0.010		70	130			A
Molybdenum	0.269	mg/L	0.10	107	70	130			
Nickel	0.239	mg/L	0.050	92	70	130			
Uranium	0.368	mg/L	0.00030	102	70	130			
Vanadium	0.258	mg/L	0.10	102	70	130			
Sample ID: C07010481-014DMSD4	Post Digestion Spike Duplicate		Run: ICPMS1-C_070115A				01/15/07 13:10		
Beryllium	0.221	mg/L	0.010	88	70	130	6.8	20	
Cadmium	0.244	mg/L	0.010	98	70	130	3.5	20	
Cobalt	0.243	mg/L	0.010	94	70	130	2.2	20	
Lead	0.256	mg/L	0.050	102	70	130	1.2	20	
Manganese	1.92	mg/L	0.010		70	130	3.3	20	A
Molybdenum	0.264	mg/L	0.10	105	70	130	2.0	20	
Nickel	0.257	mg/L	0.050	99	70	130	7.3	20	
Uranium	0.360	mg/L	0.00030	99	70	130	2.1	20	

Qualifiers:

RL - Analyte reporting limit.

A - The analyte level was greater than four times the spike level. In accordance with the method % recovery is not calculated.

ND - Not detected at the reporting limit.



QA/QC Summary Report

Client: United Nuclear Corp

Report Date: 02/21/07

Project: Zone 1

Work Order: C07010492

Analyte	Result	Units	RL	%REC	Low Limit	High Limit	RPD	RPDLimit	Qual
Method: E200.8									Batch: R78490
Sample ID: C07010481-014DMSD4	Post Digestion Spike Duplicate					Run: ICPMS1-C_070115A			01/15/07 13:10
Vanadium	0.257	mg/L	0.10	101	70	130	0.3	20	
Method: E353.2									Batch: A2007-01-16_1_NO3_01
Sample ID: MBLK-1	Method Blank					Run: TECHNICON_070116A			01/16/07 13:29
Nitrogen, Nitrate+Nitrite as N	ND	mg/L	0.03						
Sample ID: LCS-2	Laboratory Control Sample					Run: TECHNICON_070116A			01/16/07 13:30
Nitrogen, Nitrate+Nitrite as N	2.69	mg/L	0.10	108	90	110			
Sample ID: C07010389-001BMS	Sample Matrix Spike					Run: TECHNICON_070116A			01/16/07 15:04
Nitrogen, Nitrate+Nitrite as N	1.87	mg/L	0.10	94	90	110			
Sample ID: C07010389-001BMSD	Sample Matrix Spike Duplicate					Run: TECHNICON_070116A			01/16/07 15:06
Nitrogen, Nitrate+Nitrite as N	1.80	mg/L	0.10	90	90	110	3.8	10	

Qualifiers:

RL - Analyte reporting limit.

ND - Not detected at the reporting limit.



QA/QC Summary Report

Client: United Nuclear Corp

Report Date: 02/21/07

Project: Zone 1

Work Order: C07010492

Analyte	Result	Units	RL	%REC	Low Limit	High Limit	RPD	RPDLimit	Qual
Method: E624							Batch: R78547		
Sample ID: 011607_LCS_3	Laboratory Control Sample			Run: GCMS3-C_070116C			01/16/07 11:15		
Bromodichloromethane	4.92	ug/L	1.0	98	70	130			
Bromoform	5.16	ug/L	1.0	103	70	130			
Chlorodibromomethane	4.88	ug/L	1.0	98	70	130			
Chloroform	4.60	ug/L	1.0	92	70	130			
Trihalomethanes, Total	19.6	ug/L	1.0	98	70	130			
Surr: 1,2-Dichlorobenzene-d4			1.0	96	80	120			
Surr: Dibromofluoromethane			1.0	100	80	120			
Surr: p-Bromofluorobenzene			1.0	98	80	120			
Surr: Toluene-d8			1.0	98	80	120			
Sample ID: 011607_MBLK_6	Method Blank			Run: GCMS3-C_070116C			01/16/07 13:10		
Bromodichloromethane	ND	ug/L	0.5						
Bromoform	ND	ug/L	0.5						
Chlorodibromomethane	ND	ug/L	0.5						
Chloroform	ND	ug/L	0.5						
Trihalomethanes, Total	ND	ug/L	0.5						
Surr: 1,2-Dichlorobenzene-d4				95	80	120			
Surr: Dibromofluoromethane				96	80	120			
Surr: p-Bromofluorobenzene				95	80	120			
Surr: Toluene-d8				98	80	120			
Sample ID: C07010488-001EMS	Sample Matrix Spike			Run: GCMS3-C_070116C			01/16/07 21:27		
Bromodichloromethane	101	ug/L	5.0	101	70	130			
Bromoform	108	ug/L	5.0	108	70	130			
Chlorodibromomethane	99.2	ug/L	5.0	99	70	130			
Chloroform	210	ug/L	5.0	95	70	130			
Trihalomethanes, Total	518	ug/L	5.0	101	70	130			
Surr: 1,2-Dichlorobenzene-d4			1.0	96	80	120			
Surr: Dibromofluoromethane			1.0	96	80	120			
Surr: p-Bromofluorobenzene			1.0	93	80	120			
Surr: Toluene-d8			1.0	99	80	120			
Sample ID: C07010488-001EMSD	Sample Matrix Spike Duplicate			Run: GCMS3-C_070116C			01/16/07 22:05		
Bromodichloromethane	94.4	ug/L	5.0	94	70	130	7.0	20	
Bromoform	108	ug/L	5.0	108	70	130	0.7	20	
Chlorodibromomethane	96.8	ug/L	5.0	97	70	130	2.4	20	
Chloroform	206	ug/L	5.0	90	70	130	2.1	20	
Trihalomethanes, Total	505	ug/L	5.0	98	70	130	2.5	20	
Surr: 1,2-Dichlorobenzene-d4			1.0	100	80	120	0.0	10	
Surr: Dibromofluoromethane			1.0	98	80	120	0.0	10	
Surr: p-Bromofluorobenzene			1.0	100	80	120	0.0	10	

Qualifiers:

RL - Analyte reporting limit.

ND - Not detected at the reporting limit.



QA/QC Summary Report

Client: United Nuclear Corp

Project: Zone 1

Report Date: 02/21/07

Work Order: C07010492

Analyte	Result	Units	RL	%REC	Low Limit	High Limit	RPD	RPDLimit	Qual
Method: E624									Batch: R78547
Sample ID: C07010488-001EMSD	Sample Matrix Spike Duplicate				Run: GCMS3-C_070116C				01/16/07 22:05
Surr: Toluene-d8			1.0	98	80	120	0.0	10	
Method: E900.1									Batch: GA-0033
Sample ID: LCS-GA-0033	Laboratory Control Sample				Run: BERTHOLD 770_070123A				01/29/07 13:18
Gross Alpha minus Rn & U	20.0pCi/L		1.0	94	70	130			
Sample ID: MB-GA-0033	Method Blank				Run: BERTHOLD 770_070123A				01/29/07 13:18
Gross Alpha minus Rn & U	ND	pCi/L	1						
Sample ID: C07010804-008ADUP	Sample Duplicate				Run: BERTHOLD 770_070123A				01/29/07 16:43
Gross Alpha minus Rn & U	8.89pCi/L		1.0				4.0	32	
Sample ID: C07010804-009AMS	Sample Matrix Spike				Run: BERTHOLD 770_070123A				01/29/07 16:43
Gross Alpha minus Rn & U	29.3pCi/L		1.0	82	70	130			
Method: E903.0									Batch: RA226-1863
Sample ID: C07010490-001AMS	Sample Matrix Spike				Run: G5000W_070116A				01/29/07 12:07
Radium 226	21	pCi/L	1.0	98	70	130			
Sample ID: C07010490-001AMSD	Sample Matrix Spike Duplicate				Run: G5000W_070116A				01/29/07 12:07
Radium 226	20	pCi/L	1.0	96	70	130	2.4	25.9	
Sample ID: MB-RA226-1863	Method Blank				Run: G5000W_070116A				01/29/07 14:08
Radium 226	ND	pCi/L	0.2						
Sample ID: LCS-RA226-1863	Laboratory Control Sample				Run: G5000W_070116A				01/29/07 14:08
Radium 226	13	pCi/L	0.20	102	70	130			
Method: E907.0									Batch: R79091
Sample ID: LCS-R79091	Laboratory Control Sample				Run: EGG-ORTEC_070124B				01/24/07 15:00
Thorium 230	3.80pCi/L		0.20	78	70	130			
Sample ID: C07010463-001AMS	Sample Matrix Spike				Run: EGG-ORTEC_070124B				01/24/07 15:00
Thorium 230	47.0pCi/L		0.20	96	70	130			
Sample ID: C07010463-001AMSD	Sample Matrix Spike Duplicate				Run: EGG-ORTEC_070124B				01/24/07 15:00
Thorium 230	46.2pCi/L		0.20	94	70	130	1.7	30	
Sample ID: MB-R79091	Method Blank				Run: EGG-ORTEC_070124B				01/24/07 15:00
Thorium 230	ND	pCi/L	0.2						

Qualifiers:

RL - Analyte reporting limit.

ND - Not detected at the reporting limit.



QA/QC Summary Report

Client: United Nuclear Corp

Project: Zone 1

Report Date: 02/21/07

Work Order: C07010492

Analyte	Result	Units	RL	%REC	Low Limit	High Limit	RPD	RPDLimit	Qual
Method: NERHL-65-4							Batch: R78704		
Sample ID: C07010492-001DDUP	Sample Duplicate				Run: PACKARD 3100TR_070115A		01/15/07 12:00		
Lead 210	ND	pCi/L	1.0				0.0	30	
Sample ID: C07010492-002DMS	Sample Matrix Spike				Run: PACKARD 3100TR_070115A		01/15/07 12:00		
Lead 210	450	pCi/L	1.0	108	70	130			
Sample ID: MB-R78704	Method Blank				Run: PACKARD 3100TR_070115A		01/15/07 12:00		
Lead 210	ND	pCi/L	1						
Sample ID: LCS-R78704	Laboratory Control Sample				Run: PACKARD 3100TR_070115A		01/15/07 12:00		
Lead 210	86	pCi/L	1.0	104	70	130			
Method: RA-05							Batch: RA228-1494		
Sample ID: LCS-228-RA226-1863	Laboratory Control Sample				Run: TENNELEC-3_070116B		01/23/07 11:20		
Radium 228	7.2	pCi/L	1.0	89	70	130			
Sample ID: MB-RA226-1863	Method Blank				Run: TENNELEC-3_070116B		01/23/07 11:20		
Radium 228	ND	pCi/L	1						
Sample ID: C07010491-001AMS	Sample Matrix Spike				Run: TENNELEC-3_070116B		01/23/07 11:20		
Radium 228	15	pCi/L	1.0	109	70	130			
Sample ID: C07010491-001AMSD	Sample Matrix Spike Duplicate				Run: TENNELEC-3_070116B		01/23/07 11:20		
Radium 228	13	pCi/L	1.0	100	70	130	8.9	32.7	

Qualifiers:

RL - Analyte reporting limit.

ND - Not detected at the reporting limit.



ANALYTICAL SUMMARY REPORT

February 21, 2007

United Nuclear Corp
PO Box 3077
Gallup, NM 87305

Workorder No.: C07010982

Project Name: Zone 1

Energy Laboratories, Inc. received the following 3 samples from United Nuclear Corp on 1/25/2007 for analysis.

Sample ID	Client Sample ID	Collect Date	Receive Date	Matrix	Test
C07010982-001	EPA-4	01/23/07 9:38	01/25/07	Aqueous	Metals by ICP/ICPMS, Total Alkalinity QA Calculations Arsenic-III, Total Selenium-IV, Total Nitrogen, Ammonia Nitrogen, Nitrate + Nitrite pH Gross Alpha minus Rn222 and Uranium Lead 210, Total Radium 226, Total Radium 228, Total Thorium, Isotopic Solids, Total Dissolved E624 Purgeable Organics
C07010982-002	EPA-5	01/23/07 10:21	01/25/07	Aqueous	Same As Above
C07010982-003	EPA-7	01/23/07 10:54	01/25/07	Aqueous	Same As Above

There were no problems with the analyses and all data for associated QC met EPA or laboratory specifications except where noted in the Case Narrative or Report.

If you have any questions regarding these tests results, please call.

Report Approved By:


ROGER GARLING
LABORATORY SUPERVISOR



QA/QC Summary Report

Client: United Nuclear Corp

Project: Zone 1

Report Date: 02/21/07

Work Order: C07010982

Analyte	Result	Units	RL	%REC	Low Limit	High Limit	RPD	RPDLimit	Qual
Method: A3114 B		Batch: SE3114-070210							
Sample ID: MBLK	Method Blank					Run: CVAA-C202_070210A			02/10/07 16:02
Selenium	ND	mg/L	0.0004						
Sample ID: C07010982-003DMS	Sample Matrix Spike					Run: CVAA-C202_070210A			02/10/07 16:32
Selenium-IV	0.0549	mg/L	0.0010	110	85	115			
Sample ID: C07010982-003DMSD	Sample Matrix Spike Duplicate					Run: CVAA-C202_070210A			02/10/07 16:34
Selenium-IV	0.0543	mg/L	0.0010	109	85	115	1.2	10	
Sample ID: 301-19-4	Laboratory Control Sample					Run: CVAA-C202_070210A			02/10/07 16:36
Selenium	0.0475	mg/L	0.0010	95	90	110			
Method: A4500-H B		Analytical Run: ORION555A_070125B							
Sample ID: ICV1_070125_1	Initial Calibration Verification Standard								01/25/07 17:35
pH	6.87	s.u.	0.010	100	98	102			
Method: A4500-H B		Batch: 070125_1_PH-VV							
Sample ID: C07010967-001ADUP	Sample Duplicate					Run: ORION555A_070125B			01/25/07 18:11
pH	8.01	s.u.	0.010				0.0	10	
Method: A4500-NH3 G		Batch: A2007-01-29_1_NH3_02							
Sample ID: MBLK-1	Method Blank					Run: TECHNICON_070129B			01/29/07 11:35
Nitrogen, Ammonia as N	ND	mg/L	0.02						
Sample ID: LCS-2	Laboratory Control Sample					Run: TECHNICON_070129B			01/29/07 11:37
Nitrogen, Ammonia as N	20.2	mg/L	0.20	101	80	120			
Sample ID: C07010982-001AMS	Sample Matrix Spike					Run: TECHNICON_070129B			01/29/07 11:48
Nitrogen, Ammonia as N	3.10	mg/L	0.050	117	80	120			
Sample ID: C07010982-001AMSD	Sample Matrix Spike Duplicate					Run: TECHNICON_070129B			01/29/07 11:50
Nitrogen, Ammonia as N	3.11	mg/L	0.050	118	80	120	0.3	20	

Qualifiers:

RL - Analyte reporting limit.

ND - Not detected at the reporting limit.



QA/QC Summary Report

Client: United Nuclear Corp

Report Date: 02/21/07

Project: Zone 1

Work Order: C07010982

Analyte	Result	Units	RL	%REC	Low Limit	High Limit	RPD	RPDLimit	Qual
Method: E200.7							Batch: R79100		
Sample ID: LFB-ICP25204	Laboratory Fortified Blank			Run: ICP1-C_070130A			01/30/07 14:41		
Calcium	51.5	mg/L	0.50	103	85	125			
Magnesium	52.0	mg/L	0.50	104	85	125			
Potassium	49.2	mg/L	0.50	98	85	125			
Sodium	50.4	mg/L	0.50	100	85	125			
Sample ID: LRB	Method Blank			Run: ICP1-C_070130A			01/30/07 14:51		
Calcium	ND	mg/L	0.06						
Chloride	ND	mg/L	0.8						
Magnesium	ND	mg/L	0.05						
Potassium	ND	mg/L	0.05						
Sodium	ND	mg/L	0.06						
Sulfate	ND	mg/L	0.8						
Sample ID: C07010876-004CMS	Sample Matrix Spike			Run: ICP1-C_070130A			01/30/07 16:00		
Calcium	535	mg/L	0.57	98	70	130			
Magnesium	512	mg/L	0.53	99	70	130			
Potassium	1380	mg/L	0.52	97	70	130			
Sodium	711	mg/L	0.62	92	70	130			
Sulfate	584	mg/L	8.0	96	70	130			
Sample ID: C07010876-004CMSD	Sample Matrix Spike Duplicate			Run: ICP1-C_070130A			01/30/07 16:03		
Calcium	534	mg/L	0.57	98	70	130	0.2	20	
Magnesium	511	mg/L	0.53	98	70	130	0.2	20	
Potassium	1410	mg/L	0.52	99	70	130	1.8	20	
Sodium	709	mg/L	0.62	92	70	130	0.3	20	
Sulfate	588	mg/L	8.0	97	70	130	0.7	20	
Sample ID: C07011039-002EMS	Sample Matrix Spike			Run: ICP1-C_070130A			01/30/07 18:44		
Calcium	63.6	mg/L	0.50	107	70	130			
Chloride	54.6	mg/L	1.0	94	70	130			
Magnesium	54.6	mg/L	0.50	107	70	130			
Sodium	154	mg/L	0.50	81	70	130			
Sulfate	189	mg/L	1.0	79	70	130			
Sample ID: C07011039-002EMSD	Sample Matrix Spike Duplicate			Run: ICP1-C_070130A			01/30/07 18:47		
Calcium	63.9	mg/L	0.50	108	70	130	0.5	20	
Chloride	54.3	mg/L	1.0	93	70	130	0.6	20	
Magnesium	55.1	mg/L	0.50	108	70	130	0.9	20	
Sodium	156	mg/L	0.50	85	70	130	1.4	20	
Sulfate	189	mg/L	1.0	78	70	130	0.4	20	

Qualifiers:

RL - Analyte reporting limit.

ND - Not detected at the reporting limit.



QA/QC Summary Report

Client: United Nuclear Corp

Report Date: 02/21/07

Project: Zone 1

Work Order: C07010982

Analyte	Result	Units	RL	%REC	Low Limit	High Limit	RPD	RPDLimit	Qual
Method: E200.7							Batch: R79100		
Sample ID: LFB-ICP25204		Laboratory Fortified Blank			Run: ICP1-C_070130A		01/30/07 19:20		
Calcium	52.8	mg/L	0.50	106	85	125			
Magnesium	52.5	mg/L	0.50	105	85	125			
Potassium	49.8	mg/L	0.50	99	85	125			
Sodium	48.4	mg/L	0.50	96	85	125			
Sample ID: LRB		Method Blank			Run: ICP1-C_070130A		01/30/07 19:30		
Calcium	ND	mg/L	0.06						
Chloride	0.9	mg/L	0.8						
Magnesium	ND	mg/L	0.05						
Potassium	0.2	mg/L	0.05						
Sodium	0.4	mg/L	0.06						
Sulfate	ND	mg/L	0.8						

Qualifiers:

RL - Analyte reporting limit.

ND - Not detected at the reporting limit.



QA/QC Summary Report

Client: United Nuclear Corp

Report Date: 02/21/07

Project: Zone 1

Work Order: C07010982

Analyte	Result	Units	RL	%REC	Low Limit	High Limit	RPD	RPDLimit	Qual
Method: E200.8							Batch: R78966		
Sample ID: C07010982-001DMS4	Post Digestion Spike			Run: ICPMS1-C_070126A			01/26/07 13:16		
Aluminum	0.472	mg/L	0.10	94	70	130			
Cadmium	0.531	mg/L	0.010	106	70	130			
Cobalt	0.495	mg/L	0.010	99	70	130			
Manganese	4.02	mg/L	0.010		70	130			A
Molybdenum	0.573	mg/L	0.10	114	70	130			
Nickel	0.496	mg/L	0.050	98	70	130			
Uranium	0.495	mg/L	0.00035	99	70	130			
Vanadium	0.516	mg/L	0.10	103	70	130			
Sample ID: C07010982-001DMSD4	Post Digestion Spike Duplicate			Run: ICPMS1-C_070126A			01/26/07 13:24		
Aluminum	0.472	mg/L	0.10	94	70	130	0.1	20	
Cadmium	0.538	mg/L	0.010	108	70	130	1.3	20	
Cobalt	0.493	mg/L	0.010	98	70	130	0.4	20	
Manganese	4.06	mg/L	0.010		70	130	1.0	20	A
Molybdenum	0.582	mg/L	0.10	116	70	130	1.6	20	
Nickel	0.495	mg/L	0.050	98	70	130	0.2	20	
Uranium	0.488	mg/L	0.00035	98	70	130	1.6	20	
Vanadium	0.517	mg/L	0.10	103	70	130	0.3	20	
Sample ID: LRB	Method Blank			Run: ICPMS1-C_070126A			01/26/07 11:25		
Aluminum	ND	mg/L	0.0002						
Beryllium	ND	mg/L	8E-05						
Cadmium	ND	mg/L	0.0002						
Cobalt	ND	mg/L	3E-05						
Lead	ND	mg/L	6E-05						
Manganese	ND	mg/L	4E-05						
Molybdenum	0.0002	mg/L	5E-05						
Nickel	ND	mg/L	6E-05						
Uranium	ND	mg/L	6E-05						
Vanadium	ND	mg/L	6E-05						
Sample ID: LFB	Laboratory Fortified Blank			Run: ICPMS1-C_070126A			01/26/07 11:32		
Aluminum	0.0518	mg/L	0.0010	103	85	115			
Beryllium	0.0497	mg/L	0.0010	99	85	115			
Cadmium	0.0528	mg/L	0.0010	106	85	115			
Cobalt	0.0520	mg/L	0.0010	104	85	115			
Lead	0.0527	mg/L	0.0010	105	85	115			
Manganese	0.0528	mg/L	0.0010	106	85	115			
Molybdenum	0.0545	mg/L	0.0010	109	85	115			
Nickel	0.0502	mg/L	0.0010	100	85	115			
Uranium	0.0510	mg/L	0.00030	102	85	115			
Vanadium	0.0522	mg/L	0.0010	104	85	115			

Qualifiers:

RL - Analyte reporting limit.

A - The analyte level was greater than four times the spike level. In accordance with the method % recovery is not calculated.

ND - Not detected at the reporting limit.



QA/QC Summary Report

Client: United Nuclear Corp

Report Date: 02/21/07

Project: Zone 1

Work Order: C07010982

Analyte	Result	Units	RL	%REC	Low Limit	High Limit	RPD	RPDLimit	Qual
Method: E200.8							Batch: R78966		
Sample ID: C07010982-001DMS4	Post Digestion Spike		Run: ICPMS1-C_070126A				01/26/07 20:23		
Aluminum	0.482	mg/L	0.10	96	70	130			
Beryllium	0.485	mg/L	0.010	97	70	130			
Cadmium	0.503	mg/L	0.010	101	70	130			
Cobalt	0.509	mg/L	0.010	102	70	130			
Lead	0.513	mg/L	0.050	102	70	130			
Manganese	3.87	mg/L	0.010		70	130			A
Molybdenum	0.518	mg/L	0.10	104	70	130			
Nickel	0.485	mg/L	0.050	95	70	130			
Uranium	0.527	mg/L	0.00035	105	70	130			
Vanadium	0.515	mg/L	0.10	103	70	130			
Sample ID: C07010982-001DMSD4	Post Digestion Spike Duplicate		Run: ICPMS1-C_070126A				01/26/07 20:30		
Aluminum	0.504	mg/L	0.10	100	70	130	4.5	20	
Beryllium	0.519	mg/L	0.010	104	70	130	6.8	20	
Cadmium	0.507	mg/L	0.010	101	70	130	0.8	20	
Cobalt	0.530	mg/L	0.010	106	70	130	4.1	20	
Lead	0.521	mg/L	0.050	104	70	130	1.5	20	
Manganese	4.04	mg/L	0.010		70	130	4.3	20	A
Molybdenum	0.521	mg/L	0.10	104	70	130	0.4	20	
Nickel	0.514	mg/L	0.050	101	70	130	5.7	20	
Uranium	0.539	mg/L	0.00035	107	70	130	2.2	20	
Vanadium	0.528	mg/L	0.10	106	70	130	2.6	20	
Method: E200.8							Batch: R79088		
Sample ID: LRB	Method Blank		Run: ICPMS1-C_070130A				01/30/07 10:52		
Beryllium	ND	mg/L	8E-05						
Sample ID: LFB	Laboratory Fortified Blank		Run: ICPMS1-C_070130A				01/30/07 11:00		
Beryllium	0.0494	mg/L	0.0010	99	85	115			
Sample ID: C07011039-001EMS4	Post Digestion Spike		Run: ICPMS1-C_070130A				01/30/07 19:08		
Beryllium	0.0478	mg/L	0.010	96	70	130			
Sample ID: C07011039-001EMSD4	Post Digestion Spike Duplicate		Run: ICPMS1-C_070130A				01/30/07 19:15		
Beryllium	0.0489	mg/L	0.010	98	70	130	2.3	20	

Qualifiers:

RL - Analyte reporting limit.

ND - Not detected at the reporting limit.

A - The analyte level was greater than four times the spike level. In accordance with the method % recovery is not calculated.



QA/QC Summary Report

Client: United Nuclear Corp

Project: Zone 1

Report Date: 02/21/07

Work Order: C07010982

Analyte	Result	Units	RL	%REC	Low Limit	High Limit	RPD	RPDLimit	Qual
Method: E353.2		Batch: A2007-01-30_1_NO3_01							
Sample ID: MBLK-1	Method Blank	Run: TECHNICON_070130A							
Nitrogen, Nitrate+Nitrite as N	ND	mg/L	0.03						01/30/07 13:33
Sample ID: LCS-2	Laboratory Control Sample	Run: TECHNICON_070130A							
Nitrogen, Nitrate+Nitrite as N	2.45	mg/L	0.10	97	90	110			01/30/07 13:36
Sample ID: C07010982-001AMS	Sample Matrix Spike	Run: TECHNICON_070130A							
Nitrogen, Nitrate+Nitrite as N	2.09	mg/L	0.10	101	90	110			01/30/07 14:28
Sample ID: C07010982-001AMSD	Sample Matrix Spike Duplicate	Run: TECHNICON_070130A							
Nitrogen, Nitrate+Nitrite as N	2.07	mg/L	0.10	100	90	110	1.0	10	01/30/07 14:31

Qualifiers:

RL - Analyte reporting limit.

ND - Not detected at the reporting limit.



QA/QC Summary Report

Client: United Nuclear Corp

Project: Zone 1

Report Date: 02/21/07

Work Order: C07010982

Analyte	Result	Units	RL	%REC	Low Limit	High Limit	RPD	RPDLimit	Qual
Method: E624							Batch: R78990		
Sample ID: 012607_LCS_2	Laboratory Control Sample			Run: GCMS3-C_070126B			01/26/07 15:04		
Bromodichloromethane	4.96	ug/L	1.0	99	70	130			
Bromoform	5.08	ug/L	1.0	102	70	130			
Chlorodibromomethane	5.12	ug/L	1.0	102	70	130			
Chloroform	4.16	ug/L	1.0	83	70	130			
Trihalomethanes, Total	19.3	ug/L	1.0	97	70	130			
Surr: 1,2-Dichlorobenzene-d4			1.0	103	80	120			
Surr: Dibromofluoromethane			1.0	92	80	120			
Surr: p-Bromofluorobenzene			1.0	104	80	120			
Surr: Toluene-d8			1.0	102	80	120			
Sample ID: 012607_MBLK_5	Method Blank			Run: GCMS3-C_070126B			01/26/07 17:12		
Bromodichloromethane	ND	ug/L	0.5						
Bromoform	ND	ug/L	0.5						
Chlorodibromomethane	ND	ug/L	0.5						
Chloroform	ND	ug/L	0.5						
Trihalomethanes, Total	ND	ug/L	0.5						
Surr: 1,2-Dichlorobenzene-d4				100	80	120			
Surr: Dibromofluoromethane				96	80	120			
Surr: p-Bromofluorobenzene				102	80	120			
Surr: Toluene-d8				98	80	120			
Sample ID: C07010982-003EMS	Sample Matrix Spike			Run: GCMS3-C_070126B			01/26/07 22:21		
Bromodichloromethane	94.8	ug/L	5.0	95	70	130			
Bromoform	102	ug/L	5.0	102	70	130			
Chlorodibromomethane	98.8	ug/L	5.0	99	70	130			
Chloroform	100	ug/L	5.0	100	70	130			
Trihalomethanes, Total	395	ug/L	5.0	99	70	130			
Surr: 1,2-Dichlorobenzene-d4			1.0	103	80	120			
Surr: Dibromofluoromethane			1.0	99	80	120			
Surr: p-Bromofluorobenzene			1.0	102	80	120			
Surr: Toluene-d8			1.0	99	80	120			
Sample ID: C07010982-003EMSD	Sample Matrix Spike Duplicate			Run: GCMS3-C_070126B			01/26/07 22:59		
Bromodichloromethane	96.8	ug/L	5.0	97	70	130	2.1	20	
Bromoform	98.0	ug/L	5.0	98	70	130	3.6	20	
Chlorodibromomethane	101	ug/L	5.0	101	70	130	2.0	20	
Chloroform	94.4	ug/L	5.0	94	70	130	5.8	20	
Trihalomethanes, Total	390	ug/L	5.0	98	70	130	1.3	20	
Surr: 1,2-Dichlorobenzene-d4			1.0	96	80	120	0.0	10	
Surr: Dibromofluoromethane			1.0	103	80	120	0.0	10	
Surr: p-Bromofluorobenzene			1.0	98	80	120	0.0	10	
Surr: Toluene-d8			1.0	95	80	120	0.0	10	

Qualifiers:

RL - Analyte reporting limit.

ND - Not detected at the reporting limit.



QA/QC Summary Report

Client: United Nuclear Corp

Report Date: 02/21/07

Project: Zone 1

Work Order: C07010982

Analyte	Result	Units	RL	%REC	Low Limit	High Limit	RPD	RPDLimit	Qual
Method: E900.1									Batch: GA-0034
Sample ID: LCS-GA-0034	Laboratory Control Sample								Run: G5000W_070131A 02/02/07 14:23
Gross Alpha minus Rn & U	21.0	pCi/L	1.0	99	70	130			
Sample ID: MB-GA-0034	Method Blank								Run: G5000W_070131A 02/02/07 14:23
Gross Alpha minus Rn & U	ND	pCi/L	1						
Sample ID: C07011014-001IMS	Sample Matrix Spike								Run: G5000W_070131A 02/02/07 14:23
Gross Alpha minus Rn & U	20.2	pCi/L	1.0	95	70	130			
Sample ID: C07011014-001IMSD	Sample Matrix Spike Duplicate								Run: G5000W_070131A 02/02/07 14:23
Gross Alpha minus Rn & U	20.7	pCi/L	1.0	98	70	130	2.5	27.9	
Method: E903.0									Batch: RA226-1883
Sample ID: C07011014-001IMS	Sample Matrix Spike								Run: BERTHOLD 770_070130B 02/12/07 12:38
Radium 226	19	pCi/L	0.20	90	70	130			
Sample ID: C07011014-001IMSD	Sample Matrix Spike Duplicate								Run: BERTHOLD 770_070130B 02/12/07 13:54
Radium 226	17	pCi/L	0.20	80	70	130	12	28.5	
Sample ID: MB-RA226-1883	Method Blank								Run: BERTHOLD 770_070130B 02/12/07 13:54
Radium 226	ND	pCi/L	0.2						
Sample ID: LCS-RA226-1883	Laboratory Control Sample								Run: BERTHOLD 770_070130B 02/12/07 13:54
Radium 226	13	pCi/L	0.20	99	70	130			
Method: E907.0									Batch: R79176
Sample ID: LCS-R79176	Laboratory Control Sample								Run: EGG-ORTEC_070126B 01/26/07 15:00
Thorium 230	4.90	pCi/L	0.20	100	70	130			
Sample ID: C07010803-001AMS	Sample Matrix Spike								Run: EGG-ORTEC_070126B 01/26/07 15:00
Thorium 230	54.3	pCi/L	0.20	111	70	130			
Sample ID: C07010803-001AMSD	Sample Matrix Spike Duplicate								Run: EGG-ORTEC_070126B 01/26/07 15:00
Thorium 230	46.7	pCi/L	0.20	95	70	130	15	30	
Sample ID: MB-R79176	Method Blank								Run: EGG-ORTEC_070126B 01/26/07 15:00
Thorium 230	ND	pCi/L	0.2						

Qualifiers:

RL - Analyte reporting limit.

ND - Not detected at the reporting limit.



QA/QC Summary Report

Client: United Nuclear Corp

Report Date: 02/21/07

Project: Zone 1

Work Order: C07010982

Analyte	Result	Units	RL	%REC	Low Limit	High Limit	RPD	RPDLimit	Qual
Method: NERHL-65-4									Batch: R79277
Sample ID: C07011026-001AMS	Sample Matrix Spike					Run: PACKARD 3100TR_070130A			01/30/07 12:00
Lead 210	480	pCi/L	1.0	116	70	130			
Sample ID: C07011026-001AMSD	Sample Matrix Spike Duplicate					Run: PACKARD 3100TR_070130A			01/30/07 12:00
Lead 210	480	pCi/L	1.0	116	70	130	0.7	30	
Sample ID: MB-R79277	Method Blank					Run: PACKARD 3100TR_070130A			01/30/07 12:00
Lead 210	ND	pCi/L	1						
Sample ID: LCS-R79277	Laboratory Control Sample					Run: PACKARD 3100TR_070130A			01/30/07 12:00
Lead 210	93	pCi/L	1.0	113	70	130			
Method: RA-05									Batch: RA228-1512
Sample ID: LCS-228-RA226-1883	Laboratory Control Sample					Run: TENNELEC-3_070130C			02/06/07 15:43
Radium 228	7.1	pCi/L	1.0	89	70	130			
Sample ID: MB-RA226-1883	Method Blank					Run: TENNELEC-3_070130C			02/06/07 15:43
Radium 228	ND	pCi/L	1						
Sample ID: C07011014-001IMS	Sample Matrix Spike					Run: TENNELEC-3_070130C			02/06/07 15:43
Radium 228	13	pCi/L	1.0	94	70	130			
Sample ID: C07011014-001IMSD	Sample Matrix Spike Duplicate					Run: TENNELEC-3_070130C			02/06/07 15:43
Radium 228	11	pCi/L	1.0	83	70	130	12	35.2	

Qualifiers:

RL - Analyte reporting limit.

ND - Not detected at the reporting limit.



QA/QC Summary Report

Client: United Nuclear Corp

Project: Zone 1

Report Date: 02/21/07

Work Order: C07010982

Analyte	Result	Units	RL	%REC	Low Limit	High Limit	RPD	RPDLimit	Qual
Method: A2320 B							Batch: 070126_1_ALK-W		
Sample ID: MBLK1_070126_1	Method Blank				Run: TTR-ALK_070126A			01/26/07 08:37	
Alkalinity, Total as CaCO ₃	ND	mg/L	0.2						
Bicarbonate as HCO ₃	ND	mg/L	1						
Sample ID: LCS11_070126_1	Laboratory Control Sample				Run: TTR-ALK_070126A			01/26/07 08:44	
Alkalinity, Total as CaCO ₃	5080	mg/L	1.0	101	90	110			
Sample ID: C07010982-002BMS	Sample Matrix Spike				Run: TTR-ALK_070126A			01/26/07 09:17	
Alkalinity, Total as CaCO ₃	186	mg/L	1.0	102	90	110			
Sample ID: C07010982-002BMSD	Sample Matrix Spike Duplicate				Run: TTR-ALK_070126A			01/26/07 09:18	
Alkalinity, Total as CaCO ₃	186	mg/L	1.0	102	90	110	0.0	10	
Method: A2540 C							Batch: 070125A-SLDS-TDS-W		
Sample ID: MBLK1_070125A	Method Blank				Run: SLDS-BALANCE_070125B			01/25/07 17:02	
Solids, Total Dissolved TDS @ 180 C	ND	mg/L	6						
Sample ID: LCS1_070125A	Laboratory Control Sample				Run: SLDS-BALANCE_070125B			01/25/07 17:02	
Solids, Total Dissolved TDS @ 180 C	994	mg/L	10	99	90	110			
Sample ID: C07010936-001AMS	Sample Matrix Spike				Run: SLDS-BALANCE_070125B			01/25/07 17:06	
Solids, Total Dissolved TDS @ 180 C	2220	mg/L	10	98	90	110			
Sample ID: C07010936-001AMSD	Sample Matrix Spike Duplicate				Run: SLDS-BALANCE_070125B			01/25/07 17:06	
Solids, Total Dissolved TDS @ 180 C	2220	mg/L	10	98	90	110		10	
Method: A3114 B							Batch: AS3114-070214		
Sample ID: MBLK	Method Blank				Run: CVAA-C202_070214A			02/14/07 13:31	
Arsenic-III	ND	mg/L	0.0006						
Sample ID: C07010984-001DMS	Sample Matrix Spike				Run: CVAA-C202_070214A			02/14/07 13:56	
Arsenic-III	0.0487	mg/L	0.0010	97	85	115			
Sample ID: C07010984-001DMSD	Sample Matrix Spike Duplicate				Run: CVAA-C202_070214A			02/14/07 13:58	
Arsenic-III	0.0483	mg/L	0.0010	97	85	115	1.0	10	
Sample ID: 301-19-4	Laboratory Control Sample				Run: CVAA-C202_070214A			02/14/07 14:00	
Arsenic	0.0528	mg/L	0.0010	106	90	110			

Qualifiers:

RL - Analyte reporting limit.

ND - Not detected at the reporting limit.



ANALYTICAL SUMMARY REPORT

February 20, 2007

United Nuclear Corp
PO Box 3077
Gallup, NM 87305

Workorder No.: C07010488

Project Name: Zone 3

Energy Laboratories, Inc. received the following 1 sample from United Nuclear Corp on 1/12/2007 for analysis.

Sample ID	Client Sample ID	Collect Date	Receive Date	Matrix	Test
C07010488-001	613	01/09/07 11:45	01/12/07	Aqueous	Metals by ICP/ICPMS, Total Alkalinity QA Calculations Arsenic-III, Total Selenium-IV, Total Nitrogen, Ammonia Nitrogen, Nitrate + Nitrite pH Gross Alpha minus Rn222 and Uranium Lead 210, Total Radium 226, Total Radium 228, Total Thorium, Isotopic Solids, Total Dissolved E624 Purgeable Organics

There were no problems with the analyses and all data for associated QC met EPA or laboratory specifications except where noted in the Case Narrative or Report.

If you have any questions regarding these tests results, please call.

Report Approved By:


ROGER GARLING
LABORATORY SUPERVISOR



QA/QC Summary Report

Client: United Nuclear Corporation

Project: Zone 3

Report Date: 02/20/07

Work Order: C07010488

Analyte	Result	Units	RL	%REC	Low Limit	High Limit	RPD	RPDLimit	Qual
Method: A2320 B							Batch: 070115_1_ALK-W		
Sample ID: MBLK1_070115_1	Method Blank					Run: TTR-ALK_070115A			01/15/07 08:34
Alkalinity, Total as CaCO ₃	ND	mg/L	0.2						
Bicarbonate as HCO ₃	ND	mg/L	1						
Sample ID: LCS11_070115_1	Laboratory Control Sample					Run: TTR-ALK_070115A			01/15/07 08:42
Alkalinity, Total as CaCO ₃	5100	mg/L	1.0	102	90	110			
Sample ID: C07010481-001BMS	Sample Matrix Spike					Run: TTR-ALK_070115A			01/15/07 09:27
Alkalinity, Total as CaCO ₃	1970	mg/L	1.0	96	90	110			
Sample ID: C07010481-001BMSD	Sample Matrix Spike Duplicate					Run: TTR-ALK_070115A			01/15/07 09:31
Alkalinity, Total as CaCO ₃	1980	mg/L	1.0	104	90	110	0.5	10	
Method: A2540 C							Batch: 070115A-SLDS-TDS-W		
Sample ID: MBLK1_070115A	Method Blank					Run: SLDS-BALANCE_070115A			01/15/07 15:29
Solids, Total Dissolved TDS @ 180 C	ND	mg/L	6						
Sample ID: LCS1_070115A	Laboratory Control Sample					Run: SLDS-BALANCE_070115A			01/15/07 15:29
Solids, Total Dissolved TDS @ 180 C	988	mg/L	10	99	90	110			
Sample ID: C07010481-014CMS	Sample Matrix Spike					Run: SLDS-BALANCE_070115A			01/15/07 16:34
Solids, Total Dissolved TDS @ 180 C	8510	mg/L	10	97	90	110			
Sample ID: C07010481-014CMSD	Sample Matrix Spike Duplicate					Run: SLDS-BALANCE_070115A			01/15/07 16:35
Solids, Total Dissolved TDS @ 180 C	8510	mg/L	10	97	90	110	0.0	10	
Method: A3114 B							Batch: ASIII-3114-070116		
Sample ID: MBLK	Method Blank					Run: CVAA-C202_070116B			01/16/07 13:00
Arsenic-III	ND	mg/L	0.0006						
Sample ID: 301-15-3	Laboratory Control Sample					Run: CVAA-C202_070116B			01/16/07 13:32
Arsenic-III	0.0537	mg/L	0.0010	107	90	110			
Sample ID: C07010481-012DMSD	Sample Matrix Spike Duplicate					Run: CVAA-C202_070116B			01/16/07 14:12
Arsenic-III	0.0440	mg/L	0.0010	88	85	115	0.7	10	
Sample ID: C07010481-012DMS	Sample Matrix Spike					Run: CVAA-C202_070116B			01/16/07 14:15
Arsenic-III	0.0436	mg/L	0.0010	87	85	115			

Qualifiers:

RL - Analyte reporting limit.

ND - Not detected at the reporting limit.



QA/QC Summary Report

Client: United Nuclear Corporation

Report Date: 02/20/07

Project: Zone 3

Work Order: C07010488

Analyte	Result	Units	RL	%REC	Low Limit	High Limit	RPD	RPDLimit	Qual
Method: A3114 B							Batch: SEIV3114-070116		
Sample ID: MBLK	Method Blank					Run: CVAA-C202_070116A			01/16/07 09:02
Selenium-IV	ND	mg/L	0.0002						
Sample ID: 301-15-3	Laboratory Control Sample					Run: CVAA-C202_070116A			01/16/07 09:28
Selenium-IV	0.0518	mg/L	0.0010	104	90	110			
Sample ID: C07010481-011DMS	Sample Matrix Spike					Run: CVAA-C202_070116A			01/16/07 09:59
Selenium-IV	0.0449	mg/L	0.0010	90	85	115			
Sample ID: C07010481-011DMSD	Sample Matrix Spike Duplicate					Run: CVAA-C202_070116A			01/16/07 10:01
Selenium-IV	0.0450	mg/L	0.0010	90	85	115	0.3	10	
Method: A4500-H B							Analytical Run: ORION555A_070115B		
Sample ID: ICV1_070115_3	Initial Calibration Verification Standard								01/15/07 13:35
pH	6.93	s.u.	0.010	101	98	102			
Method: A4500-H B							Batch: 070115_3_PH-W		
Sample ID: C07010520-005BDUP	Sample Duplicate					Run: ORION555A_070115B			01/15/07 14:00
pH	5.89	s.u.	0.010				0.2	10	
Method: A4500-NH3 G							Batch: A2007-01-15_1_NH3_01		
Sample ID: MBLK-1	Method Blank					Run: TECHNICON_070115A			01/15/07 11:25
Nitrogen, Ammonia as N	ND	mg/L	0.02						
Sample ID: LCS-2	Laboratory Control Sample					Run: TECHNICON_070115A			01/15/07 11:27
Nitrogen, Ammonia as N	19.4	mg/L	0.20	97	80	120			
Sample ID: C07010481-016AMS	Sample Matrix Spike					Run: TECHNICON_070115A			01/15/07 12:41
Nitrogen, Ammonia as N	2.14	mg/L	0.050	106	80	120			
Sample ID: C07010481-016AMSD	Sample Matrix Spike Duplicate					Run: TECHNICON_070115A			01/15/07 12:43
Nitrogen, Ammonia as N	2.13	mg/L	0.050	105	80	120	0.5	20	

Qualifiers:

RL - Analyte reporting limit.

ND - Not detected at the reporting limit.



QA/QC Summary Report

Client: United Nuclear Corporation

Report Date: 02/20/07

Project: Zone 3

Work Order: C07010488

Analyte	Result	Units	RL	%REC	Low Limit	High Limit	RPD	RPDLimit	Qual
Method: E200.7							Batch: R78806		
Sample ID: LFB-ICP25204	Laboratory Fortified Blank			Run: ICP1-C_070123A			01/23/07 12:48		
Calcium	50.3	mg/L	0.50	101	85	125			
Magnesium	50.8	mg/L	0.50	102	85	125			
Potassium	47.9	mg/L	0.50	96	85	125			
Sodium	49.1	mg/L	0.50	97	85	125			
Sample ID: LRB	Method Blank			Run: ICP1-C_070123A			01/23/07 12:58		
Calcium	ND	mg/L	0.06						
Chloride	ND	mg/L	0.8						
Magnesium	ND	mg/L	0.05						
Potassium	0.05	mg/L	0.05						
Sodium	ND	mg/L	0.06						
Sulfate	ND	mg/L	0.8						
Sample ID: C07010488-001DMS	Sample Matrix Spike			Run: ICP1-C_070123A			01/23/07 13:21		
Calcium	869	mg/L	0.57	92	70	130			
Chloride	609	mg/L	1.0	91	70	130			
Magnesium	1110	mg/L	0.53	83	70	130			
Potassium	1360	mg/L	0.52	97	70	130			
Sodium	741	mg/L	0.62	95	70	130			
Sulfate	8810	mg/L	8.0		70	130			A
Sample ID: C07010488-001DMSD	Sample Matrix Spike Duplicate			Run: ICP1-C_070123A			01/23/07 13:25		
Calcium	871	mg/L	0.57	92	70	130	0.2	20	
Chloride	611	mg/L	1.0	91	70	130	0.3	20	
Magnesium	1120	mg/L	0.53	83	70	130	0.3	20	
Potassium	1370	mg/L	0.52	98	70	130	0.4	20	
Sodium	738	mg/L	0.62	94	70	130	0.4	20	
Sulfate	8650	mg/L	8.0		70	130	1.8	20	A
Sample ID: LFB-ICP25204	Laboratory Fortified Blank			Run: ICP1-C_070123A			01/23/07 16:24		
Calcium	51.6	mg/L	0.50	103	85	125			
Magnesium	51.6	mg/L	0.50	103	85	125			
Potassium	47.9	mg/L	0.50	96	85	125			
Sodium	47.8	mg/L	0.50	96	85	125			
Sample ID: LRB	Method Blank			Run: ICP1-C_070123A			01/23/07 16:34		
Calcium	ND	mg/L	0.06						
Chloride	ND	mg/L	0.8						
Magnesium	ND	mg/L	0.05						
Potassium	0.07	mg/L	0.05						
Sodium	0.4	mg/L	0.06						
Sulfate	ND	mg/L	0.8						

Qualifiers:

RL - Analyte reporting limit.

A - The analyte level was greater than four times the spike level. In accordance with the method % recovery is not calculated.

ND - Not detected at the reporting limit.



QA/QC Summary Report

Client: United Nuclear Corporation

Report Date: 02/20/07

Project: Zone 3

Work Order: C07010488

Analyte	Result	Units	RL	%REC	Low Limit	High Limit	RPD	RPDLimit	Qual
Method: E200.8									Batch: R78560
Sample ID: LRB	Method Blank								Run: ICPMS2-C_070116B 01/16/07 12:20
Beryllium	ND	mg/L	3E-05						
Cadmium	ND	mg/L	0.0002						
Cobalt	ND	mg/L	3E-05						
Lead	ND	mg/L	2E-05						
Manganese	ND	mg/L	3E-05						
Molybdenum	ND	mg/L	7E-05						
Nickel	ND	mg/L	8E-05						
Uranium	ND	mg/L	4E-05						
Vanadium	ND	mg/L	9E-05						
Sample ID: LFB	Laboratory Fortified Blank								Run: ICPMS2-C_070116B 01/16/07 12:26
Beryllium	0.0519	mg/L	0.0010	104	85	115			
Cadmium	0.0516	mg/L	0.0010	103	85	115			
Cobalt	0.0499	mg/L	0.0010	100	85	115			
Lead	0.0517	mg/L	0.0010	103	85	115			
Manganese	0.0499	mg/L	0.0010	100	85	115			
Molybdenum	0.0518	mg/L	0.0010	104	85	115			
Nickel	0.0526	mg/L	0.0010	105	85	115			
Uranium	0.0508	mg/L	0.00030	102	85	115			
Vanadium	0.0502	mg/L	0.0010	100	85	115			
Sample ID: C07010492-004DMS4	Post Digestion Spike								Run: ICPMS2-C_070116B 01/16/07 16:36
Beryllium	0.0502	mg/L	0.010	100	70	130			
Cadmium	0.0509	mg/L	0.010	101	70	130			
Cobalt	0.0476	mg/L	0.010	95	70	130			
Lead	0.0507	mg/L	0.050	101	70	130			
Manganese	0.0493	mg/L	0.010	97	70	130			
Molybdenum	0.0502	mg/L	0.10	100	70	130			
Nickel	0.0510	mg/L	0.050	102	70	130			
Uranium	0.0493	mg/L	0.00030	99	70	130			
Vanadium	0.0482	mg/L	0.10	96	70	130			
Sample ID: C07010492-004DMSD4	Post Digestion Spike Duplicate								Run: ICPMS2-C_070116B 01/16/07 16:43
Beryllium	0.0506	mg/L	0.010	101	70	130	0.8	20	
Cadmium	0.0512	mg/L	0.010	102	70	130	0.5	20	
Cobalt	0.0478	mg/L	0.010	96	70	130	0.3	20	
Lead	0.0508	mg/L	0.050	101	70	130	0.2	20	
Manganese	0.0496	mg/L	0.010	97	70	130	0.4	20	
Molybdenum	0.0504	mg/L	0.10	101	70	130	0.0	20	
Nickel	0.0504	mg/L	0.050	100	70	130	1.1	20	
Uranium	0.0493	mg/L	0.00030	99	70	130	0.2	20	
Vanadium	0.0481	mg/L	0.10	96	70	130	0.0	20	

Qualifiers:

RL - Analyte reporting limit.

ND - Not detected at the reporting limit.



QA/QC Summary Report

Client: United Nuclear Corporation

Project: Zone 3

Report Date: 02/20/07

Work Order: C07010488

Analyte	Result	Units	RL	%REC	Low Limit	High Limit	RPD	RPDLimit	Qual
Method: E200.8							Batch: R78610		
Sample ID: LRB	Method Blank					Run: ICPMS2-C_070117A		01/17/07 12:23	
Aluminum	ND	mg/L	0.0002						
Sample ID: LFB	Laboratory Fortified Blank					Run: ICPMS2-C_070117A		01/17/07 12:30	
Aluminum	0.0525	mg/L	0.0010	105	85	115			
Sample ID: C07010598-002BMS4	Post Digestion Spike					Run: ICPMS2-C_070117A		01/17/07 15:32	
Aluminum	0.36	mg/L	0.10		70	130			A
Sample ID: C07010598-002BMSD4	Post Digestion Spike Duplicate					Run: ICPMS2-C_070117A		01/17/07 15:38	
Aluminum	0.35	mg/L	0.10		70	130	1.4	20	A
Method: E353.2							Batch: A2007-01-16_1_NO3_01		
Sample ID: MBLK-1	Method Blank					Run: TECHNICON_070116A		01/16/07 13:29	
Nitrogen, Nitrate+Nitrite as N	ND	mg/L	0.03						
Sample ID: LCS-2	Laboratory Control Sample					Run: TECHNICON_070116A		01/16/07 13:30	
Nitrogen, Nitrate+Nitrite as N	2.69	mg/L	0.10	108	90	110			
Sample ID: C07010389-001BMS	Sample Matrix Spike					Run: TECHNICON_070116A		01/16/07 15:04	
Nitrogen, Nitrate+Nitrite as N	1.87	mg/L	0.10	94	90	110			
Sample ID: C07010389-001BMSD	Sample Matrix Spike Duplicate					Run: TECHNICON_070116A		01/16/07 15:06	
Nitrogen, Nitrate+Nitrite as N	1.80	mg/L	0.10	90	90	110	3.8	10	

Qualifiers:

RL - Analyte reporting limit.

A - The analyte level was greater than four times the spike level. In accordance with the method % recovery is not calculated.

ND - Not detected at the reporting limit.



QA/QC Summary Report

Client: United Nuclear Corporation

Report Date: 02/20/07

Project: Zone 3

Work Order: C07010488

Analyte	Result	Units	RL	%REC	Low Limit	High Limit	RPD	RPDLimit	Qual
Method: E624							Batch: R78547		
Sample ID: 011607_LCS_3	Laboratory Control Sample				Run: GCMS3-C_070116C		01/16/07 11:15		
Bromodichloromethane	4.92	ug/L	1.0	98	70	130			
Bromoform	5.16	ug/L	1.0	103	70	130			
Chlorodibromomethane	4.88	ug/L	1.0	98	70	130			
Chloroform	4.60	ug/L	1.0	92	70	130			
Trihalomethanes, Total	19.6	ug/L	1.0	98	70	130			
Surr: 1,2-Dichlorobenzene-d4			1.0	96	80	120			
Surr: Dibromofluoromethane			1.0	100	80	120			
Surr: p-Bromofluorobenzene			1.0	98	80	120			
Surr: Toluene-d8			1.0	98	80	120			
Sample ID: 011607_MBLK_6	Method Blank				Run: GCMS3-C_070116C		01/16/07 13:10		
Bromodichloromethane	ND	ug/L	0.5						
Bromoform	ND	ug/L	0.5						
Chlorodibromomethane	ND	ug/L	0.5						
Chloroform	ND	ug/L	0.5						
Trihalomethanes, Total	ND	ug/L	0.5						
Surr: 1,2-Dichlorobenzene-d4				95	80	120			
Surr: Dibromofluoromethane				96	80	120			
Surr: p-Bromofluorobenzene				95	80	120			
Surr: Toluene-d8				98	80	120			
Sample ID: C07010488-001EMS	Sample Matrix Spike				Run: GCMS3-C_070116C		01/16/07 21:27		
Bromodichloromethane	101	ug/L	5.0	101	70	130			
Bromoform	108	ug/L	5.0	108	70	130			
Chlorodibromomethane	99.2	ug/L	5.0	99	70	130			
Chloroform	210	ug/L	5.0	95	70	130			
Trihalomethanes, Total	518	ug/L	5.0	101	70	130			
Surr: 1,2-Dichlorobenzene-d4			1.0	96	80	120			
Surr: Dibromofluoromethane			1.0	96	80	120			
Surr: p-Bromofluorobenzene			1.0	93	80	120			
Surr: Toluene-d8			1.0	99	80	120			
Sample ID: C07010488-001EMSD	Sample Matrix Spike Duplicate				Run: GCMS3-C_070116C		01/16/07 22:05		
Bromodichloromethane	94.4	ug/L	5.0	94	70	130	7.0	20	
Bromoform	108	ug/L	5.0	108	70	130	0.7	20	
Chlorodibromomethane	96.8	ug/L	5.0	97	70	130	2.4	20	
Chloroform	206	ug/L	5.0	90	70	130	2.1	20	
Trihalomethanes, Total	505	ug/L	5.0	98	70	130	2.5	20	
Surr: 1,2-Dichlorobenzene-d4			1.0	100	80	120	0.0	10	
Surr: Dibromofluoromethane			1.0	98	80	120	0.0	10	
Surr: p-Bromofluorobenzene			1.0	100	80	120	0.0	10	
Surr: Toluene-d8			1.0	98	80	120	0.0	10	

Qualifiers:

RL - Analyte reporting limit.

ND - Not detected at the reporting limit.



QA/QC Summary Report

Client: United Nuclear Corporation

Project: Zone 3

Report Date: 02/20/07

Work Order: C07010488

Analyte	Result	Units	RL	%REC	Low Limit	High Limit	RPD	RPDLimit	Qual
Method: E900.1									Batch: GA-0031
Sample ID: LCS-GA-0031	Laboratory Control Sample					Run: TENNELEC-2_070116A			01/24/07 11:37
Gross Alpha minus Rn & U	19.0	pCi/L	1.0	90	70	130			
Sample ID: MB-GA-0031	Method Blank					Run: TENNELEC-2_070116A			01/24/07 12:37
Gross Alpha minus Rn & U	ND	pCi/L	1						
Sample ID: C07010108-001IDUP	Sample Duplicate					Run: TENNELEC-2_070116A			01/24/07 15:38
Gross Alpha minus Rn & U	ND	pCi/L	1.0				0.0	124.3	
Sample ID: C07010108-002IMS	Sample Matrix Spike					Run: TENNELEC-2_070116A			01/24/07 17:39
Gross Alpha minus Rn & U	19.7	pCi/L	1.0	93	70	130			
Method: E903.0									Batch: RA226-1863
Sample ID: C07010490-001AMS	Sample Matrix Spike					Run: G5000W_070116A			01/29/07 12:07
Radium 226	21	pCi/L	1.0	98	70	130			
Sample ID: C07010490-001AMSD	Sample Matrix Spike Duplicate					Run: G5000W_070116A			01/29/07 12:07
Radium 226	20	pCi/L	1.0	96	70	130	2.4	25.9	
Sample ID: MB-RA226-1863	Method Blank					Run: G5000W_070116A			01/29/07 14:08
Radium 226	ND	pCi/L	0.2						
Sample ID: LCS-RA226-1863	Laboratory Control Sample					Run: G5000W_070116A			01/29/07 14:08
Radium 226	13	pCi/L	0.20	102	70	130			
Method: E907.0									Batch: R79091
Sample ID: LCS-R79091	Laboratory Control Sample					Run: EGG-ORTEC_070124B			01/24/07 15:00
Thorium 230	3.80	pCi/L	0.20	78	70	130			
Sample ID: C07010463-001AMS	Sample Matrix Spike					Run: EGG-ORTEC_070124B			01/24/07 15:00
Thorium 230	47.0	pCi/L	0.20	96	70	130			
Sample ID: C07010463-001AMSD	Sample Matrix Spike Duplicate					Run: EGG-ORTEC_070124B			01/24/07 15:00
Thorium 230	46.2	pCi/L	0.20	94	70	130	1.7	30	
Sample ID: MB-R79091	Method Blank					Run: EGG-ORTEC_070124B			01/24/07 15:00
Thorium 230	ND	pCi/L	0.2						

Qualifiers:

RL - Analyte reporting limit.

ND - Not detected at the reporting limit.



QA/QC Summary Report

Client: United Nuclear Corporation

Report Date: 02/20/07

Project: Zone 3

Work Order: C07010488

Analyte	Result	Units	RL	%REC	Low Limit	High Limit	RPD	RPDLimit	Qual
Method: NERHL-65-4									Batch: R78704
Sample ID: C07010492-001DDUP	Sample Duplicate					Run: PACKARD 3100TR_070115A			01/15/07 12:00
Lead 210	ND	pCi/L	1.0				0.0	30	
Sample ID: C07010492-002DMS	Sample Matrix Spike					Run: PACKARD 3100TR_070115A			01/15/07 12:00
Lead 210	450	pCi/L	1.0	108	70	130			
Sample ID: MB-R78704	Method Blank					Run: PACKARD 3100TR_070115A			01/15/07 12:00
Lead 210	ND	pCi/L	1						
Sample ID: LCS-R78704	Laboratory Control Sample					Run: PACKARD 3100TR_070115A			01/15/07 12:00
Lead 210	86	pCi/L	1.0	104	70	130			
Method: RA-05									Batch: RA228-1494
Sample ID: LCS-228-RA226-1863	Laboratory Control Sample					Run: TENNELEC-3_070116B			01/23/07 11:20
Radium 228	7.2	pCi/L	1.0	89	70	130			
Sample ID: MB-RA226-1863	Method Blank					Run: TENNELEC-3_070116B			01/23/07 11:20
Radium 228	ND	pCi/L	1						
Sample ID: C07010491-001AMS	Sample Matrix Spike					Run: TENNELEC-3_070116B			01/23/07 11:20
Radium 228	15	pCi/L	1.0	109	70	130			
Sample ID: C07010491-001AMSD	Sample Matrix Spike Duplicate					Run: TENNELEC-3_070116B			01/23/07 11:20
Radium 228	13	pCi/L	1.0	100	70	130	8.9	32.7	

Qualifiers:

RL - Analyte reporting limit.

ND - Not detected at the reporting limit.



ANALYTICAL SUMMARY REPORT

March 01, 2007

United Nuclear Corp
PO Box 3077
Gallup, NM 87305

Workorder No.: C07010804

Project Name: Zone 3

Energy Laboratories, Inc. received the following 9 samples from United Nuclear Corp on 1/22/2007 for analysis.

Sample ID	Client Sample ID	Collect Date	Receive Date	Matrix	Test
C07010804-001	504-B	01/15/07 10:32	01/22/07	Aqueous	Metals by ICP/ICPMS, Total Alkalinity QA Calculations Arsenic-III, Total Selenium-IV, Total Nitrogen, Ammonia Nitrogen, Nitrate + Nitrite pH Gross Alpha minus Rn222 and Uranium Lead 210, Total Radium 226, Total Radium 228, Total Thorium, Isotopic Solids, Total Dissolved E624 Purgeable Organics
C07010804-002	719	01/15/07 11:08	01/22/07	Aqueous	Same As Above
C07010804-003	717	01/16/07 10:27	01/22/07	Aqueous	Same As Above
C07010804-004	420	01/16/07 11:00	01/22/07	Aqueous	Same As Above
C07010804-005	NBL-1	01/16/07 13:14	01/22/07	Aqueous	Same As Above
C07010804-006	EPA-13	01/16/07 13:45	01/22/07	Aqueous	Same As Above
C07010804-007	711	01/17/07 9:10	01/22/07	Aqueous	Same As Above
C07010804-008	711 Duplicate	01/17/07 9:34	01/22/07	Aqueous	Same As Above
C07010804-009	708	01/17/07 10:19	01/22/07	Aqueous	Same As Above

There were no problems with the analyses and all data for associated QC met EPA or laboratory specifications except where noted in the Case Narrative or Report.

If you have any questions regarding these tests results, please call.

Report Approved By:



QA/QC Summary Report

Client: United Nuclear Corp

Project: Zone 3

Report Date: 02/23/07

Work Order: C07010804

Analyte	Result	Units	RL	%REC	Low Limit	High Limit	RPD	RPDLimit	Qual
Method: A2320 B							Batch: 070123_1-ALK-W		
Sample ID: MBLK1_070123_1	Method Blank					Run: TTR-ALK_070123A			01/23/07 08:37
Alkalinity, Total as CaCO ₃	ND	mg/L	0.2						
Bicarbonate as HCO ₃	ND	mg/L	1						
Sample ID: LCS11_070123_1	Laboratory Control Sample					Run: TTR-ALK_070123A			01/23/07 08:46
Alkalinity, Total as CaCO ₃	5000	mg/L	1.0	100	90	110			
Sample ID: C07010804-006CMS	Sample Matrix Spike					Run: TTR-ALK_070123A			01/23/07 09:29
Alkalinity, Total as CaCO ₃	186	mg/L	1.0	99	90	110			
Sample ID: C07010804-006CMSD	Sample Matrix Spike Duplicate					Run: TTR-ALK_070123A			01/23/07 09:31
Alkalinity, Total as CaCO ₃	187	mg/L	1.0	100	90	110	0.5	10	
Method: A2540 C							Batch: 070123A-SLDS-TDS-W		
Sample ID: MBLK1_070123A	Method Blank					Run: SLDS-BALANCE_070123B			01/23/07 08:57
Solids, Total Dissolved TDS @ 180 C	ND	mg/L	6						
Sample ID: LCS1_070123A	Laboratory Control Sample					Run: SLDS-BALANCE_070123B			01/23/07 08:57
Solids, Total Dissolved TDS @ 180 C	994	mg/L	10	99	90	110			
Sample ID: C07010804-001BMS	Sample Matrix Spike					Run: SLDS-BALANCE_070123B			01/23/07 08:59
Solids, Total Dissolved TDS @ 180 C	9030	mg/L	10	101	90	110			
Sample ID: C07010804-001BMSD	Sample Matrix Spike Duplicate					Run: SLDS-BALANCE_070123B			01/23/07 08:59
Solids, Total Dissolved TDS @ 180 C	9030	mg/L	10	101	90	110	0.1	10	
Method: A3114 B							Batch: ASIII-3114-070209		
Sample ID: MBLK	Method Blank					Run: CVAA-C202_070209A			02/09/07 13:29
Arsenic-III	ND	mg/L	0.0006						
Sample ID: C07010803-001AMS	Sample Matrix Spike					Run: CVAA-C202_070209A			02/09/07 14:06
Arsenic-III	0.0577	mg/L	0.0010	114	85	115			
Sample ID: C07010803-001AMSD	Sample Matrix Spike Duplicate					Run: CVAA-C202_070209A			02/09/07 14:10
Arsenic-III	0.0534	mg/L	0.0010	106	85	115	7.9	10	
Sample ID: 301-19-4	Laboratory Control Sample					Run: CVAA-C202_070209A			02/09/07 14:45
Arsenic-III	0.0537	mg/L	0.0010	107	90	110			

Qualifiers:

RL - Analyte reporting limit.

ND - Not detected at the reporting limit.



QA/QC Summary Report

Client: United Nuclear Corp
Project: Zone 3

Report Date: 02/23/07
Work Order: C07010804

Analyte	Result	Units	RL	%REC	Low Limit	High Limit	RPD	RPDLimit	Qual
Method: A3114 B							Batch: SE3114-070210		
Sample ID: C07010803-003AMS	Sample Matrix Spike				Run: CVAA-C202_070210A		02/10/07 15:51		
Selenium-IV	0.0516	mg/L	0.0010	103	85	115			
Sample ID: C07010803-003AMSD	Sample Matrix Spike Duplicate				Run: CVAA-C202_070210A		02/10/07 15:53		
Selenium-IV	0.0505	mg/L	0.0010	101	85	115	2.1	10	
Sample ID: 301-19-4	Laboratory Control Sample				Run: CVAA-C202_070210A		02/10/07 15:56		
Selenium	0.0478	mg/L	0.0010	96	90	110			
Sample ID: MBLK	Method Blank				Run: CVAA-C202_070210A		02/10/07 16:02		
Selenium	ND	mg/L	0.0004						
Method: A4500-H B							Analytical Run: ORION555A_070123A		
Sample ID: ICV1_070123_1	Initial Calibration Verification Standard						01/23/07 08:15		
pH	6.88	s.u.	0.010	100	98	102			
Method: A4500-H B							Batch: 070123_1_PH-W		
Sample ID: C07010804-001BDUP	Sample Duplicate				Run: ORION555A_070123A		01/23/07 08:15		
pH	5.36	s.u.	0.010				0.4	10	
Method: A4500-NH3 G							Batch: A2007-01-25_1_NH3_02		
Sample ID: MBLK-1	Method Blank				Run: TECHNICON_070125A		01/25/07 13:54		
Nitrogen, Ammonia as N	ND	mg/L	0.02						
Sample ID: LCS-2	Laboratory Control Sample				Run: TECHNICON_070125A		01/25/07 13:56		
Nitrogen, Ammonia as N	19.6	mg/L	0.20	98	80	120			
Sample ID: C07010803-001DMS	Sample Matrix Spike				Run: TECHNICON_070125A		01/25/07 14:08		
Nitrogen, Ammonia as N	1.93	mg/L	0.050	89	80	120			
Sample ID: C07010803-001DMSD	Sample Matrix Spike Duplicate				Run: TECHNICON_070125A		01/25/07 14:10		
Nitrogen, Ammonia as N	1.92	mg/L	0.050	89	80	120	0.5	20	

Qualifiers:

RL - Analyte reporting limit.

ND - Not detected at the reporting limit.



QA/QC Summary Report

Client: United Nuclear Corp

Report Date: 02/23/07

Project: Zone 3

Work Order: C07010804

Analyte	Result	Units	RL	%REC	Low Limit	High Limit	RPD	RPDLimit	Qual
Method: E200.7							Batch: R78806		
Sample ID: LFB-ICP25204	Laboratory Fortified Blank			Run: ICP1-C_070123A			01/23/07 12:48		
Calcium	50.3	mg/L	0.50	101	85	125			
Magnesium	50.8	mg/L	0.50	102	85	125			
Potassium	47.9	mg/L	0.50	96	85	125			
Sodium	49.1	mg/L	0.50	97	85	125			
Sample ID: LRB	Method Blank			Run: ICP1-C_070123A			01/23/07 12:58		
Calcium	ND	mg/L	0.06						
Chloride	ND	mg/L	0.8						
Magnesium	ND	mg/L	0.05						
Potassium	0.05	mg/L	0.05						
Sodium	ND	mg/L	0.06						
Sulfate	ND	mg/L	0.8						
Sample ID: C07010488-001DMS	Sample Matrix Spike			Run: ICP1-C_070123A			01/23/07 13:21		
Calcium	869	mg/L	0.57	92	70	130			
Chloride	609	mg/L	1.0	91	70	130			
Magnesium	1110	mg/L	0.53	83	70	130			
Potassium	1360	mg/L	0.52	97	70	130			
Sodium	741	mg/L	0.62	95	70	130			
Sulfate	8810	mg/L	8.0		70	130			A
Sample ID: C07010488-001DMSD	Sample Matrix Spike Duplicate			Run: ICP1-C_070123A			01/23/07 13:25		
Calcium	871	mg/L	0.57	92	70	130	0.2	20	
Chloride	611	mg/L	1.0	91	70	130	0.3	20	
Magnesium	1120	mg/L	0.53	83	70	130	0.3	20	
Potassium	1370	mg/L	0.52	98	70	130	0.4	20	
Sodium	738	mg/L	0.62	94	70	130	0.4	20	
Sulfate	8650	mg/L	8.0		70	130	1.8	20	A

Qualifiers:

RL - Analyte reporting limit.

ND - Not detected at the reporting limit.

A - The analyte level was greater than four times the spike level. In accordance with the method % recovery is not calculated.



QA/QC Summary Report

Client: United Nuclear Corp

Report Date: 02/23/07

Project: Zone 3

Work Order: C07010804

Analyte	Result	Units	RL	%REC	Low Limit	High Limit	RPD	RPDLimit	Qual
Method: E200.7							Batch: R78986		
Sample ID: C07010804-003AMS	Sample Matrix Spike		Run: ICP1-C_070126A				01/26/07 13:12		
Calcium	1120	mg/L	0.57	96	70	130			
Magnesium	861	mg/L	0.53	92	70	130			
Potassium	1330	mg/L	0.52	94	70	130			
Sodium	634	mg/L	0.62	92	70	130			
Sample ID: C07010804-003AMSD	Sample Matrix Spike Duplicate		Run: ICP1-C_070126A				01/26/07 13:16		
Calcium	1110	mg/L	0.57	92	70	130	1.4	20	
Magnesium	847	mg/L	0.53	89	70	130	1.6	20	
Potassium	1320	mg/L	0.52	93	70	130	1.0	20	
Sodium	626	mg/L	0.62	90	70	130	1.3	20	
Sample ID: MB-13378	Method Blank		Run: ICP1-C_070126A				01/26/07 14:22		
Calcium	ND	mg/L	0.06						
Chloride	ND	mg/L	0.8						
Magnesium	ND	mg/L	0.05						
Potassium	ND	mg/L	0.05						
Sodium	0.1	mg/L	0.06						
Sulfate	0.9	mg/L	0.8						
Sample ID: LFB-ICP25204	Laboratory Fortified Blank		Run: ICP1-C_070126A				01/26/07 16:59		
Calcium	52.2	mg/L	0.50	104	85	125			
Magnesium	52.6	mg/L	0.50	105	85	125			
Potassium	51.5	mg/L	0.50	103	85	125			
Sodium	50.8	mg/L	0.50	101	85	125			

Qualifiers:

RL - Analyte reporting limit.

ND - Not detected at the reporting limit.



QA/QC Summary Report

Client: United Nuclear Corp

Report Date: 02/23/07

Project: Zone 3

Work Order: C07010804

Analyte	Result	Units	RL	%REC	Low Limit	High Limit	RPD	RPDLimit	Qual
Method: E200.8							Batch: R78805		
Sample ID: LRB	Method Blank		Run: ICPMS1-C_070123A				01/23/07 10:32		
Aluminum	ND	mg/L	0.0002						
Beryllium	ND	mg/L	3E-05						
Cadmium	ND	mg/L	0.0002						
Cobalt	ND	mg/L	3E-05						
Lead	ND	mg/L	2E-05						
Manganese	ND	mg/L	3E-05						
Molybdenum	ND	mg/L	7E-05						
Nickel	ND	mg/L	8E-05						
Uranium	ND	mg/L	4E-05						
Vanadium	ND	mg/L	9E-05						
Sample ID: LFB	Laboratory Fortified Blank		Run: ICPMS1-C_070123A				01/23/07 10:40		
Aluminum	0.0531	mg/L	0.0010	106	85	115			
Beryllium	0.0493	mg/L	0.0010	99	85	115			
Cadmium	0.0507	mg/L	0.0010	101	85	115			
Cobalt	0.0526	mg/L	0.0010	105	85	115			
Lead	0.0520	mg/L	0.0010	104	85	115			
Manganese	0.0520	mg/L	0.0010	104	85	115			
Molybdenum	0.0515	mg/L	0.0010	103	85	115			
Nickel	0.0504	mg/L	0.0010	101	85	115			
Uranium	0.0460	mg/L	0.00030	92	85	115			
Vanadium	0.0522	mg/L	0.0010	104	85	115			
Sample ID: C07010767-003CMS4	Post Digestion Spike		Run: ICPMS1-C_070123A				01/23/07 18:18		
Aluminum	0.048	mg/L	0.10	97	70	130			
Beryllium	0.052	mg/L	0.0010	104	70	130			
Cadmium	0.051	mg/L	0.0010	102	70	130			
Cobalt	0.044	mg/L	0.010	88	70	130			
Lead	0.052	mg/L	0.0010	104	70	130			
Manganese	0.048	mg/L	0.010	93	70	130			
Molybdenum	0.053	mg/L	0.10	104	70	130			
Nickel	0.049	mg/L	0.050	95	70	130			
Uranium	0.078	mg/L	0.00030	107	70	130			
Vanadium	0.049	mg/L	0.10	95	70	130			
Sample ID: C07010767-003CMSD4	Post Digestion Spike Duplicate		Run: ICPMS1-C_070123A				01/23/07 18:25		
Aluminum	0.047	mg/L	0.10	94	70	130	0.0	20	
Beryllium	0.049	mg/L	0.0010	98	70	130	6.5	20	
Cadmium	0.050	mg/L	0.0010	100	70	130	1.9	20	
Cobalt	0.045	mg/L	0.010	89	70	130	0.5	20	
Lead	0.052	mg/L	0.0010	103	70	130	1.4	20	

Qualifiers:

RL - Analyte reporting limit.

ND - Not detected at the reporting limit.



QA/QC Summary Report

Client: United Nuclear Corp

Report Date: 02/23/07

Project: Zone 3

Work Order: C07010804

Analyte	Result	Units	RL	%REC	Low Limit	High Limit	RPD	RPDLimit	Qual
Method: E200.8									Batch: R78805
Sample ID: C07010767-003CMSD4	Post Digestion Spike Duplicate				Run: ICPMS1-C_070123A			01/23/07 18:25	
Manganese	0.048	mg/L	0.010	93	70	130	0.3	20	
Molybdenum	0.054	mg/L	0.10	105	70	130	0.0	20	
Nickel	0.049	mg/L	0.050	95	70	130	0.0	20	
Uranium	0.089	mg/L	0.00030	129	70	130	13	20	
Vanadium	0.049	mg/L	0.10	96	70	130	0.0	20	
Sample ID: C07010804-004AMS4	Post Digestion Spike				Run: ICPMS1-C_070123A			01/23/07 20:18	
Aluminum	0.0540	mg/L	0.10	89	70	130			
Cadmium	0.0444	mg/L	0.010	88	70	130			
Cobalt	0.0484	mg/L	0.010	85	70	130			
Lead	0.0515	mg/L	0.050	103	70	130			
Manganese	2.01	mg/L	0.010		70	130			A
Molybdenum	0.215	mg/L	0.10	122	70	130			
Nickel	0.0609	mg/L	0.050	96	70	130			
Vanadium	0.0477	mg/L	0.10	93	70	130			
Sample ID: C07010804-004AMSD4	Post Digestion Spike Duplicate				Run: ICPMS1-C_070123A			01/23/07 20:25	
Aluminum	0.0529	mg/L	0.10	86	70	130	0.0	20	
Cadmium	0.0449	mg/L	0.010	89	70	130	1.2	20	
Cobalt	0.0475	mg/L	0.010	83	70	130	1.9	20	
Lead	0.0525	mg/L	0.050	105	70	130	1.8	20	
Manganese	1.99	mg/L	0.010		70	130	0.8	20	A
Molybdenum	0.207	mg/L	0.10	107	70	130	3.4	20	
Nickel	0.0552	mg/L	0.050	85	70	130	9.7	20	
Vanadium	0.0472	mg/L	0.10	92	70	130	0.0	20	

Qualifiers:

RL - Analyte reporting limit.

ND - Not detected at the reporting limit.

A - The analyte level was greater than four times the spike level. In accordance with the method % recovery is not calculated.



QA/QC Summary Report

Client: United Nuclear Corp

Report Date: 02/23/07

Project: Zone 3

Work Order: C07010804

Analyte	Result	Units	RL	%REC	Low Limit	High Limit	RPD	RPDLimit	Qual
Method: E200.8							Batch: R78840		
Sample ID: LRB	Method Blank				Run: ICPMS1-C_070124A		01/24/07 10:43		
Beryllium	ND	mg/L	3E-05						
Manganese	ND	mg/L	3E-05						
Uranium	ND	mg/L	4E-05						
Sample ID: LFB	Laboratory Fortified Blank				Run: ICPMS1-C_070124A		01/24/07 10:50		
Beryllium	0.0484	mg/L	0.0010	97	85	115			
Manganese	0.0497	mg/L	0.0010	99	85	115			
Uranium	0.0492	mg/L	0.00030	98	85	115			
Sample ID: C07010804-004AMS4	Post Digestion Spike				Run: ICPMS1-C_070124A		01/24/07 22:39		
Beryllium	0.0456	mg/L	0.010	91	70	130			
Manganese	2.22	mg/L	0.010		70	130			A
Uranium	0.214	mg/L	0.00030	128	70	130			
Sample ID: C07010804-004AMSD4	Post Digestion Spike Duplicate				Run: ICPMS1-C_070124A		01/24/07 22:46		
Beryllium	0.0508	mg/L	0.010	101	70	130	11	20	
Manganese	2.16	mg/L	0.010		70	130	2.5	20	A
Uranium	0.196	mg/L	0.00030	92	70	130	8.8	20	
Sample ID: LRB	Method Blank				Run: ICPMS1-C_070124A		01/24/07 10:43		
Beryllium	ND	mg/L	3E-05						
Manganese	ND	mg/L	3E-05						
Uranium	ND	mg/L	4E-05						
Sample ID: LFB	Laboratory Fortified Blank				Run: ICPMS1-C_070124A		01/24/07 10:50		
Beryllium	0.0484	mg/L	0.0010	97	85	115			
Manganese	0.0497	mg/L	0.0010	99	85	115			
Uranium	0.0492	mg/L	0.00030	98	85	115			
Method: E353.2							Batch: A2007-01-24_1_NO3_01		
Sample ID: MBLK-1	Method Blank				Run: TECHNICON_070124A		01/24/07 11:52		
Nitrogen, Nitrate+Nitrite as N	ND	mg/L	0.03						
Sample ID: LCS-2	Laboratory Control Sample				Run: TECHNICON_070124A		01/24/07 11:54		
Nitrogen, Nitrate+Nitrite as N	2.52	mg/L	0.10	101	90	110			
Sample ID: C07010804-001DMS	Sample Matrix Spike				Run: TECHNICON_070124A		01/24/07 12:09		
Nitrogen, Nitrate+Nitrite as N	2.07	mg/L	0.10	102	90	110			
Sample ID: C07010804-001DMSD	Sample Matrix Spike Duplicate				Run: TECHNICON_070124A		01/24/07 12:12		
Nitrogen, Nitrate+Nitrite as N	2.05	mg/L	0.10	101	90	110	1.0	10	

Qualifiers:

RL - Analyte reporting limit.

A - The analyte level was greater than four times the spike level. In accordance with the method % recovery is not calculated.

ND - Not detected at the reporting limit.



QA/QC Summary Report

Client: United Nuclear Corp

Project: Zone 3

Report Date: 02/23/07

Work Order: C07010804

Analyte	Result	Units	RL	%REC	Low Limit	High Limit	RPD	RPDLimit	Qual
Method: E624									Batch: R78809
Sample ID: 23-Jan-07_LCS_3	Laboratory Control Sample			Run: GCMS2-C_TARGET_070123A		01/23/07 14:38			
Bromodichloromethane	4.36	ug/L	1.0	87	70	130			
Bromoform	4.52	ug/L	1.0	90	70	130			
Chlorodibromomethane	4.68	ug/L	1.0	94	70	130			
Chloroform	5.12	ug/L	1.0	102	70	130			
Trihalomethanes, Total	18.7	ug/L	1.0	93	70	130			
Surr: 1,2-Dichlorobenzene-d4			1.0	98	80	120			
Surr: Dibromofluoromethane			1.0	110	80	120			
Surr: p-Bromofluorobenzene			1.0	105	80	120			
Surr: Toluene-d8			1.0	102	80	120			
Sample ID: 23-Jan-07_MBLK_6	Method Blank			Run: GCMS2-C_TARGET_070123A		01/23/07 16:33			
Bromodichloromethane	ND	ug/L	0.5						
Bromoform	ND	ug/L	0.5						
Chlorodibromomethane	ND	ug/L	0.5						
Chloroform	ND	ug/L	0.5						
Trihalomethanes, Total	ND	ug/L	0.5						
Surr: 1,2-Dichlorobenzene-d4				97	80	120			
Surr: Dibromofluoromethane				106	80	120			
Surr: p-Bromofluorobenzene				102	80	120			
Surr: Toluene-d8				103	80	120			
Sample ID: C07010804-009EMS	Sample Matrix Spike			Run: GCMS2-C_TARGET_070123A		01/24/07 03:39			
Bromodichloromethane	192	ug/L	10	96	70	130			
Bromoform	211	ug/L	10	106	70	130			
Chlorodibromomethane	213	ug/L	10	106	70	130			
Chloroform	213	ug/L	10	106	70	130			
Trihalomethanes, Total	829	ug/L	10	104	70	130			
Surr: 1,2-Dichlorobenzene-d4			1.0	97	80	120			
Surr: Dibromofluoromethane			1.0	116	80	120			
Surr: p-Bromofluorobenzene			1.0	103	80	120			
Surr: Toluene-d8			1.0	103	80	120			
Sample ID: C07010804-009EMSD	Sample Matrix Spike Duplicate			Run: GCMS2-C_TARGET_070123A		01/24/07 04:17			
Bromodichloromethane	203	ug/L	10	102	70	130	5.7	20	
Bromoform	226	ug/L	10	113	70	130	6.6	20	
Chlorodibromomethane	226	ug/L	10	113	70	130	5.8	20	
Chloroform	227	ug/L	10	114	70	130	6.5	20	
Trihalomethanes, Total	882	ug/L	10	110	70	130	6.2	20	
Surr: 1,2-Dichlorobenzene-d4			1.0	97	80	120	0.0	10	
Surr: Dibromofluoromethane			1.0	115	80	120	0.0	10	
Surr: p-Bromofluorobenzene			1.0	101	80	120	0.0	10	

Qualifiers:

RL - Analyte reporting limit.

ND - Not detected at the reporting limit.



QA/QC Summary Report

Client: United Nuclear Corp

Report Date: 02/23/07

Project: Zone 3

Work Order: C07010804

Analyte	Result	Units	RL	%REC	Low Limit	High Limit	RPD	RPDLimit	Qual
Method: E624							Batch: R78809		
Sample ID: C07010804-009EMSD	Sample Matrix Spike Duplicate				Run: GCMS2-C_TARGET_070123A		01/24/07 04:17		
Surr: Toluene-d8			1.0	102	80	120	0.0	10	
Method: E900.1							Batch: GA-0033		
Sample ID: LCS-GA-0033	Laboratory Control Sample				Run: BERTHOLD 770_070123A		01/29/07 13:18		
Gross Alpha minus Rn & U	20.0pCi/L		1.0	94	70	130			
Sample ID: MB-GA-0033	Method Blank				Run: BERTHOLD 770_070123A		01/29/07 13:18		
Gross Alpha minus Rn & U	ND	pCi/L	1						
Sample ID: C07010804-008ADUP	Sample Duplicate				Run: BERTHOLD 770_070123A		01/29/07 16:43		
Gross Alpha minus Rn & U	8.89pCi/L		1.0				4.0	32	
Sample ID: C07010804-009AMS	Sample Matrix Spike				Run: BERTHOLD 770_070123A		01/29/07 16:43		
Gross Alpha minus Rn & U	29.3pCi/L		1.0	82	70	130			
Method: E903.0							Batch: RA226-1877		
Sample ID: C07010881-001AMS	Sample Matrix Spike				Run: BERTHOLD 770_070126C		02/06/07 13:35		
Radium 226	21	pCi/L	1.0	99	70	130			
Sample ID: C07010881-001AMSD	Sample Matrix Spike Duplicate				Run: BERTHOLD 770_070126C		02/06/07 13:35		
Radium 226	20	pCi/L	1.0	94	70	130	5.2	28.5	
Sample ID: MB-RA226-1877	Method Blank				Run: BERTHOLD 770_070126C		02/06/07 14:39		
Radium 226	ND	pCi/L	0.2						
Sample ID: LCS-RA226-1877	Laboratory Control Sample				Run: BERTHOLD 770_070126C		02/06/07 14:39		
Radium 226	14	pCi/L	0.20	107	70	130			
Method: E907.0							Batch: R79176		
Sample ID: LCS-R79176	Laboratory Control Sample				Run: EGG-ORTEC_070126B		01/26/07 15:00		
Thorium 230	4.90pCi/L		0.20	100	70	130			
Sample ID: C07010803-001AMS	Sample Matrix Spike				Run: EGG-ORTEC_070126B		01/26/07 15:00		
Thorium 230	54.3pCi/L		0.20	111	70	130			
Sample ID: C07010803-001AMSD	Sample Matrix Spike Duplicate				Run: EGG-ORTEC_070126B		01/26/07 15:00		
Thorium 230	46.7pCi/L		0.20	95	70	130	15	30	
Sample ID: MB-R79176	Method Blank				Run: EGG-ORTEC_070126B		01/26/07 15:00		
Thorium 230	ND	pCi/L	0.2						

Qualifiers:

RL - Analyte reporting limit.

ND - Not detected at the reporting limit.



QA/QC Summary Report

Client: United Nuclear Corp

Project: Zone 3

Report Date: 02/23/07

Work Order: C07010804

Analyte	Result	Units	RL	%REC	Low Limit	High Limit	RPD	RPDLimit	Qual
Method: NERHL-65-4									Batch: R79113
Sample ID: C07010803-001AMS	Sample Matrix Spike						Run: PACKARD 3100TR_070124A		01/24/07 12:00
Lead 210	440	pCi/L	1.0	106	70	130			
Sample ID: C07010803-001AMSD	Sample Matrix Spike Duplicate						Run: PACKARD 3100TR_070124A		01/24/07 12:00
Lead 210	430	pCi/L	1.0	104	70	130	1.9	30	
Sample ID: MB-R79113	Method Blank						Run: PACKARD 3100TR_070124A		01/24/07 12:00
Lead 210	ND	pCi/L	1						
Sample ID: LCS-R79113	Laboratory Control Sample						Run: PACKARD 3100TR_070124A		01/24/07 12:00
Lead 210	87	pCi/L	1.0	105	70	130			
Method: RA-05									Batch: RA228-1505
Sample ID: LCS-228-RA226-1877	Laboratory Control Sample						Run: TENNELEC-3_070126B		02/01/07 11:56
Radium 228	7.9	pCi/L	1.0	98	70	130			
Sample ID: MB-RA226-1877	Method Blank						Run: TENNELEC-3_070126B		02/01/07 11:56
Radium 228	ND	pCi/L	1						
Sample ID: C07010881-002AMS	Sample Matrix Spike						Run: TENNELEC-3_070126B		02/01/07 11:56
Radium 228	14	pCi/L	1.0	105	70	130			
Sample ID: C07010881-002AMSD	Sample Matrix Spike Duplicate						Run: TENNELEC-3_070126B		02/01/07 11:56
Radium 228	13	pCi/L	1.0	101	70	130	4.0	35	

Qualifiers:

RL - Analyte reporting limit.

ND - Not detected at the reporting limit.



ANALYTICAL SUMMARY REPORT

March 02, 2007

United Nuclear Corp
PO Box 3077
Gallup, NM 87305

Workorder No.: C07010984

Project Name: Zone 3


Energy Laboratories, Inc. received the following 2 samples from United Nuclear Corp on 1/25/2007 for analysis.

Sample ID	Client Sample ID	Collect Date	Receive Date	Matrix	Test
C07010984-001	EPA-14	01/23/07 12:05	01/25/07	Aqueous	Metals by ICP/ICPMS, Total Alkalinity QA Calculations Arsenic-III, Total Selenium-IV, Total Nitrogen, Ammonia Nitrogen, Nitrate + Nitrite pH Gross Alpha minus Rn222 and Uranium Lead 210, Total Radium 226, Total Radium 228, Total Thorium, Isotopic Solids, Total Dissolved E624 Purgeable Organics
C07010984-002	Field Blank	01/23/07 12:54	01/25/07	Aqueous	Same As Above

There were no problems with the analyses and all data for associated QC met EPA or laboratory specifications except where noted in the Case Narrative or Report.

If you have any questions regarding these tests results, please call.

Report Approved By:


ROGER DARLING
LABORATORY SUPERVISOR



QA/QC Summary Report

Client: United Nuclear Corp

Report Date: 03/02/07

Project: Zone 3

Work Order: C07010984

Analyte	Result	Units	RL	%REC	Low Limit	High Limit	RPD	RPDLimit	Qual
Method: A2320 B							Batch: 070126_1_ALK-W		
Sample ID: MBLK1_070126_1	Method Blank				Run: TTR-ALK_070126A		01/26/07 08:37		
Alkalinity, Total as CaCO3	ND	mg/L	0.2						
Bicarbonate as HCO3	ND	mg/L	1						
Sample ID: LCS11_070126_1	Laboratory Control Sample				Run: TTR-ALK_070126A		01/26/07 08:44		
Alkalinity, Total as CaCO3	5080	mg/L	1.0	101	90	110			
Sample ID: C07010982-002BMS	Sample Matrix Spike				Run: TTR-ALK_070126A		01/26/07 09:17		
Alkalinity, Total as CaCO3	186	mg/L	1.0	102	90	110			
Sample ID: C07010982-002BMSD	Sample Matrix Spike Duplicate				Run: TTR-ALK_070126A		01/26/07 09:18		
Alkalinity, Total as CaCO3	186	mg/L	1.0	102	90	110	0.0	10	
Method: A2540 C							Batch: 070125A-SLDS-TDS-W		
Sample ID: MBLK1_070125A	Method Blank				Run: SLDS-BALANCE_070125B		01/25/07 17:02		
Solids, Total Dissolved TDS @ 180 C	ND	mg/L	6						
Sample ID: LCS1_070125A	Laboratory Control Sample				Run: SLDS-BALANCE_070125B		01/25/07 17:02		
Solids, Total Dissolved TDS @ 180 C	994	mg/L	10	99	90	110			
Sample ID: C07010936-001AMS	Sample Matrix Spike				Run: SLDS-BALANCE_070125B		01/25/07 17:06		
Solids, Total Dissolved TDS @ 180 C	2220	mg/L	10	98	90	110			
Sample ID: C07010936-001AMSD	Sample Matrix Spike Duplicate				Run: SLDS-BALANCE_070125B		01/25/07 17:06		
Solids, Total Dissolved TDS @ 180 C	2220	mg/L	10	98	90	110		10	
Method: A3114 B							Batch: AS3114-070214		
Sample ID: MBLK	Method Blank				Run: CVAA-C202_070214A		02/14/07 13:31		
Arsenic-III	ND	mg/L	0.0006						
Sample ID: C07010984-001DMS	Sample Matrix Spike				Run: CVAA-C202_070214A		02/14/07 13:56		
Arsenic-III	0.0487	mg/L	0.0010	97	85	115			
Sample ID: C07010984-001DMSD	Sample Matrix Spike Duplicate				Run: CVAA-C202_070214A		02/14/07 13:58		
Arsenic-III	0.0483	mg/L	0.0010	97	85	115	1.0	10	
Sample ID: 301-19-4	Laboratory Control Sample				Run: CVAA-C202_070214A		02/14/07 14:00		
Arsenic	0.0528	mg/L	0.0010	106	90	110			

Qualifiers:

RL - Analyte reporting limit.

ND - Not detected at the reporting limit.



QA/QC Summary Report

Client: United Nuclear Corp

Report Date: 03/02/07

Project: Zone 3

Work Order: C07010984

Analyte	Result	Units	RL	%REC	Low Limit	High Limit	RPD	RPDLimit	Qual
Method: A3114 B							Batch: SE3114-070210		
Sample ID: C07010982-003DMS	Sample Matrix Spike				Run: CVAA-C202_070210A		02/10/07 16:32		
Selenium-IV	0.0549	mg/L	0.0010	110	85	115			
Sample ID: C07010982-003DMSD	Sample Matrix Spike Duplicate				Run: CVAA-C202_070210A		02/10/07 16:34		
Selenium-IV	0.0543	mg/L	0.0010	109	85	115	1.2	10	
Sample ID: 301-19-4	Laboratory Control Sample				Run: CVAA-C202_070210A		02/10/07 16:36		
Selenium	0.0475	mg/L	0.0010	95	90	110			
Sample ID: MBLK	Method Blank				Run: CVAA-C202_070210A		02/10/07 16:40		
Selenium	ND	mg/L	0.0004						
Method: A4500-H B							Analytical Run: ORION555A_070125B		
Sample ID: ICV1_070125_1	Initial Calibration Verification Standard						01/25/07 17:35		
pH	6.87	s.u.	0.010	100	98	102			
Method: A4500-H B							Batch: 070125_1_PH-W		
Sample ID: C07010967-001ADUP	Sample Duplicate				Run: ORION555A_070125B		01/25/07 18:11		
pH	8.01	s.u.	0.010				0.0	10	
Method: A4500-NH3 G							Batch: A2007-01-29_1_NH3_02		
Sample ID: MBLK-1	Method Blank				Run: TECHNICON_070129B		01/29/07 11:35		
Nitrogen, Ammonia as N	ND	mg/L	0.02						
Sample ID: LCS-2	Laboratory Control Sample				Run: TECHNICON_070129B		01/29/07 11:37		
Nitrogen, Ammonia as N	20.2	mg/L	0.20	101	80	120			
Sample ID: C07010982-001AMS	Sample Matrix Spike				Run: TECHNICON_070129B		01/29/07 11:48		
Nitrogen, Ammonia as N	3.10	mg/L	0.050	117	80	120			
Sample ID: C07010982-001AMSD	Sample Matrix Spike Duplicate				Run: TECHNICON_070129B		01/29/07 11:50		
Nitrogen, Ammonia as N	3.11	mg/L	0.050	118	80	120	0.3	20	

Qualifiers:

RL - Analyte reporting limit.

ND - Not detected at the reporting limit.



QA/QC Summary Report

Client: United Nuclear Corp

Report Date: 03/02/07

Project: Zone 3

Work Order: C07010984

Analyte	Result	Units	RL	%REC	Low Limit	High Limit	RPD	RPDLimit	Qual
Method: E200.7									
Batch: R79100									
Sample ID: LFB-ICP25204	Laboratory Fortified Blank			Run: ICP1-C_070130A			01/30/07 14:41		
Calcium	51.5	mg/L	0.50	103	85	125			
Magnesium	52.0	mg/L	0.50	104	85	125			
Potassium	49.2	mg/L	0.50	98	85	125			
Sodium	50.4	mg/L	0.50	100	85	125			
Sample ID: LRB	Method Blank			Run: ICP1-C_070130A			01/30/07 14:51		
Calcium	ND	mg/L	0.06						
Chloride	ND	mg/L	0.8						
Magnesium	ND	mg/L	0.05						
Potassium	ND	mg/L	0.05						
Sodium	ND	mg/L	0.06						
Sulfate	ND	mg/L	0.8						
Sample ID: C07011039-002EMS	Sample Matrix Spike			Run: ICP1-C_070130A			01/30/07 18:44		
Calcium	63.6	mg/L	0.50	107	70	130			
Chloride	54.6	mg/L	1.0	94	70	130			
Magnesium	54.6	mg/L	0.50	107	70	130			
Potassium	144	mg/L	0.50	101	70	130			
Sodium	154	mg/L	0.50	81	70	130			
Sulfate	189	mg/L	1.0	79	70	130			
Sample ID: C07011039-002EMSD	Sample Matrix Spike Duplicate			Run: ICP1-C_070130A			01/30/07 18:47		
Calcium	63.9	mg/L	0.50	108	70	130	0.5	20	
Chloride	54.3	mg/L	1.0	93	70	130	0.6	20	
Magnesium	55.1	mg/L	0.50	108	70	130	0.9	20	
Potassium	143	mg/L	0.50	281	70	130	0.6	20	S
Sodium	156	mg/L	0.50	85	70	130	1.4	20	
Sulfate	189	mg/L	1.0	78	70	130	0.4	20	

Qualifiers:

RL - Analyte reporting limit.

ND - Not detected at the reporting limit.

S - Spike recovery outside of advisory limits.



QA/QC Summary Report

Client: United Nuclear Corp

Report Date: 03/02/07

Project: Zone 3

Work Order: C07010984

Analyte	Result	Units	RL	%REC	Low Limit	High Limit	RPD	RPDLimit	Qual
Method: E200.8							Batch: R78966		
Sample ID: LRB	Method Blank		Run: ICPMS1-C_070126A				01/26/07 11:25		
Aluminum	ND	mg/L	0.0002						
Beryllium	ND	mg/L	8E-05						
Cadmium	ND	mg/L	0.0002						
Cobalt	ND	mg/L	3E-05						
Lead	ND	mg/L	6E-05						
Manganese	ND	mg/L	4E-05						
Molybdenum	0.0002	mg/L	5E-05						
Nickel	ND	mg/L	6E-05						
Uranium	ND	mg/L	6E-05						
Vanadium	ND	mg/L	6E-05						
Sample ID: LFB	Laboratory Fortified Blank		Run: ICPMS1-C_070126A				01/26/07 11:32		
Aluminum	0.0518	mg/L	0.0010	103	85	115			
Beryllium	0.0497	mg/L	0.0010	99	85	115			
Cadmium	0.0528	mg/L	0.0010	106	85	115			
Cobalt	0.0520	mg/L	0.0010	104	85	115			
Lead	0.0527	mg/L	0.0010	105	85	115			
Manganese	0.0528	mg/L	0.0010	106	85	115			
Molybdenum	0.0545	mg/L	0.0010	109	85	115			
Nickel	0.0502	mg/L	0.0010	100	85	115			
Uranium	0.0510	mg/L	0.00030	102	85	115			
Vanadium	0.0522	mg/L	0.0010	104	85	115			
Sample ID: C07010982-001DMS4	Post Digestion Spike		Run: ICPMS1-C_070126A				01/26/07 20:23		
Aluminum	0.482	mg/L	0.10	96	70	130			
Beryllium	0.485	mg/L	0.010	97	70	130			
Cadmium	0.503	mg/L	0.010	101	70	130			
Cobalt	0.509	mg/L	0.010	102	70	130			
Lead	0.513	mg/L	0.050	102	70	130			
Manganese	3.87	mg/L	0.010		70	130			A
Molybdenum	0.518	mg/L	0.10	104	70	130			
Nickel	0.485	mg/L	0.050	95	70	130			
Uranium	0.527	mg/L	0.00035	105	70	130			
Vanadium	0.515	mg/L	0.10	103	70	130			
Sample ID: C07010982-001DMSD4	Post Digestion Spike Duplicate		Run: ICPMS1-C_070126A				01/26/07 20:30		
Aluminum	0.504	mg/L	0.10	100	70	130	4.5	20	
Beryllium	0.519	mg/L	0.010	104	70	130	6.8	20	
Cadmium	0.507	mg/L	0.010	101	70	130	0.8	20	
Cobalt	0.530	mg/L	0.010	106	70	130	4.1	20	
Lead	0.521	mg/L	0.050	104	70	130	1.5	20	

Qualifiers:

RL - Analyte reporting limit.

A - The analyte level was greater than four times the spike level. In accordance with the method % recovery is not calculated.

ND - Not detected at the reporting limit.



QA/QC Summary Report

Client: United Nuclear Corp

Report Date: 03/02/07

Project: Zone 3

Work Order: C07010984

Analyte	Result	Units	RL	%REC	Low Limit	High Limit	RPD	RPDLimit	Qual
Method: E200.8									Batch: R78966
Sample ID: C07010982-001DMSD4	Post Digestion Spike Duplicate				Run: ICPMS1-C_070126A			01/26/07 20:30	
Manganese	4.04	mg/L	0.010		70	130	4.3	20	A
Molybdenum	0.521	mg/L	0.10	104	70	130	0.4	20	
Nickel	0.514	mg/L	0.050	101	70	130	5.7	20	
Uranium	0.539	mg/L	0.00035	107	70	130	2.2	20	
Vanadium	0.528	mg/L	0.10	106	70	130	2.6	20	
Method: E353.2									Batch: A2007-01-30_1_NO3_01
Sample ID: MBLK-1	Method Blank				Run: TECHNICON_070130A			01/30/07 13:33	
Nitrogen, Nitrate+Nitrite as N	ND	mg/L	0.03						
Sample ID: LCS-2	Laboratory Control Sample				Run: TECHNICON_070130A			01/30/07 13:36	
Nitrogen, Nitrate+Nitrite as N	2.45	mg/L	0.10	97	90	110			
Sample ID: C07010982-001AMS	Sample Matrix Spike				Run: TECHNICON_070130A			01/30/07 14:28	
Nitrogen, Nitrate+Nitrite as N	2.09	mg/L	0.10	101	90	110			
Sample ID: C07010982-001AMSD	Sample Matrix Spike Duplicate				Run: TECHNICON_070130A			01/30/07 14:31	
Nitrogen, Nitrate+Nitrite as N	2.07	mg/L	0.10	100	90	110	1.0	10	

Qualifiers:

RL - Analyte reporting limit.

ND - Not detected at the reporting limit.

A - The analyte level was greater than four times the spike level. In accordance with the method % recovery is not calculated.



QA/QC Summary Report

Client: United Nuclear Corp

Report Date: 03/02/07

Project: Zone 3

Work Order: C07010984

Analyte	Result	Units	RL	%REC	Low Limit	High Limit	RPD	RPDLimit	Qual
Method: E624									Batch: R78990
Sample ID: 012607_LCS_2	Laboratory Control Sample			Run: GCMS3-C_070126B			01/26/07 15:04		
Bromodichloromethane	4.96	ug/L	1.0	99	70	130			
Bromoform	5.08	ug/L	1.0	102	70	130			
Chlorodibromomethane	5.12	ug/L	1.0	102	70	130			
Chloroform	4.16	ug/L	1.0	83	70	130			
Trihalomethanes, Total	19.3	ug/L	1.0	97	70	130			
Surr: 1,2-Dichlorobenzene-d4			1.0	103	80	120			
Surr: Dibromofluoromethane			1.0	92	80	120			
Surr: p-Bromofluorobenzene			1.0	104	80	120			
Surr: Toluene-d8			1.0	102	80	120			
Sample ID: 012607_MBLK_5	Method Blank			Run: GCMS3-C_070126B			01/26/07 17:12		
Bromodichloromethane	ND	ug/L	0.5						
Bromoform	ND	ug/L	0.5						
Chlorodibromomethane	ND	ug/L	0.5						
Chloroform	ND	ug/L	0.5						
Trihalomethanes, Total	ND	ug/L	0.5						
Surr: 1,2-Dichlorobenzene-d4				100	80	120			
Surr: Dibromofluoromethane				96	80	120			
Surr: p-Bromofluorobenzene				102	80	120			
Surr: Toluene-d8				98	80	120			
Sample ID: C07010982-003EMS	Sample Matrix Spike			Run: GCMS3-C_070126B			01/26/07 22:21		
Bromodichloromethane	94.8	ug/L	5.0	95	70	130			
Bromoform	102	ug/L	5.0	102	70	130			
Chlorodibromomethane	98.8	ug/L	5.0	99	70	130			
Chloroform	100	ug/L	5.0	100	70	130			
Trihalomethanes, Total	395	ug/L	5.0	99	70	130			
Surr: 1,2-Dichlorobenzene-d4			1.0	103	80	120			
Surr: Dibromofluoromethane			1.0	99	80	120			
Surr: p-Bromofluorobenzene			1.0	102	80	120			
Surr: Toluene-d8			1.0	99	80	120			
Sample ID: C07010982-003EMSD	Sample Matrix Spike Duplicate			Run: GCMS3-C_070126B			01/26/07 22:59		
Bromodichloromethane	96.8	ug/L	5.0	97	70	130	2.1	20	
Bromoform	98.0	ug/L	5.0	98	70	130	3.6	20	
Chlorodibromomethane	101	ug/L	5.0	101	70	130	2.0	20	
Chloroform	94.4	ug/L	5.0	94	70	130	5.8	20	
Trihalomethanes, Total	390	ug/L	5.0	98	70	130	1.3	20	
Surr: 1,2-Dichlorobenzene-d4			1.0	96	80	120	0.0	10	
Surr: Dibromofluoromethane			1.0	103	80	120	0.0	10	
Surr: p-Bromofluorobenzene			1.0	98	80	120	0.0	10	

Qualifiers:

RL - Analyte reporting limit.

ND - Not detected at the reporting limit.



QA/QC Summary Report

Client: United Nuclear Corp

Report Date: 03/02/07

Project: Zone 3

Work Order: C07010984

Analyte	Result	Units	RL	%REC	Low Limit	High Limit	RPD	RPDLimit	Qual
Method: E624									Batch: R78990
Sample ID: C07010982-003EMSD	Sample Matrix Spike Duplicate			Run: GCMS3-C_070126B			01/26/07 22:59		
Surr: Toluene-d8			1.0	95	80	120	0.0	10	
Method: E900.1									Batch: GA-0035
Sample ID: LCS-GA-0035	Laboratory Control Sample			Run: TENNELEC-2_070207A			02/13/07 17:17		
Gross Alpha minus Rn & U	21.4pCi/L		1.0	101	70	130			
Sample ID: MB-GA-0035	Method Blank			Run: TENNELEC-2_070207A			02/13/07 18:48		
Gross Alpha minus Rn & U	ND	pCi/L	1						
Sample ID: C07011196-001BDUP	Sample Duplicate			Run: TENNELEC-2_070207A			02/13/07 23:19		
Gross Alpha minus Rn & U	ND	pCi/L	1.0				0.0	118.5	
Method: E903.0									Batch: RA226-1883
Sample ID: C07011014-001IMS	Sample Matrix Spike			Run: BERTHOLD 770_070130B			02/12/07 12:38		
Radium 226	19	pCi/L	0.20	90	70	130			
Sample ID: C07011014-001IMSD	Sample Matrix Spike Duplicate			Run: BERTHOLD 770_070130B			02/12/07 13:54		
Radium 226	17	pCi/L	0.20	80	70	130	12	28.5	
Sample ID: MB-RA226-1883	Method Blank			Run: BERTHOLD 770_070130B			02/12/07 13:54		
Radium 226	ND	pCi/L	0.2						
Sample ID: LCS-RA226-1883	Laboratory Control Sample			Run: BERTHOLD 770_070130B			02/12/07 13:54		
Radium 226	13	pCi/L	0.20	99	70	130			
Method: E907.0									Batch: R79176
Sample ID: LCS-R79176	Laboratory Control Sample			Run: EGG-ORTEC_070126B			01/26/07 15:00		
Thorium 230	4.90pCi/L		0.20	100	70	130			
Sample ID: C07010803-001AMS	Sample Matrix Spike			Run: EGG-ORTEC_070126B			01/26/07 15:00		
Thorium 230	54.3pCi/L		0.20	111	70	130			
Sample ID: C07010803-001AMSD	Sample Matrix Spike Duplicate			Run: EGG-ORTEC_070126B			01/26/07 15:00		
Thorium 230	46.7pCi/L		0.20	95	70	130	15	30	
Sample ID: MB-R79176	Method Blank			Run: EGG-ORTEC_070126B			01/26/07 15:00		
Thorium 230	ND	pCi/L	0.2						

Qualifiers:

RL - Analyte reporting limit.

ND - Not detected at the reporting limit.



QA/QC Summary Report

Client: United Nuclear Corp

Report Date: 03/02/07

Project: Zone 3

Work Order: C07010984

Analyte	Result	Units	RL	%REC	Low Limit	High Limit	RPD	RPDLimit	Qual
Method: NERHL-65-4									Batch: R79277
Sample ID: C07011026-001AMS	Sample Matrix Spike					Run: PACKARD 3100TR_070130A			01/30/07 12:00
Lead 210	480	pCi/L	1.0	116	70	130			
Sample ID: C07011026-001AMSD	Sample Matrix Spike Duplicate					Run: PACKARD 3100TR_070130A			01/30/07 12:00
Lead 210	480	pCi/L	1.0	116	70	130	0.7	30	
Sample ID: MB-R79277	Method Blank					Run: PACKARD 3100TR_070130A			01/30/07 12:00
Lead 210	ND	pCi/L	1						
Sample ID: LCS-R79277	Laboratory Control Sample					Run: PACKARD 3100TR_070130A			01/30/07 12:00
Lead 210	93	pCi/L	1.0	113	70	130			
Method: RA-05									Batch: RA228-1512
Sample ID: LCS-228-RA226-1883	Laboratory Control Sample					Run: TENNELEC-3_070130C			02/06/07 15:43
Radium 228	7.1	pCi/L	1.0	89	70	130			
Sample ID: MB-RA226-1883	Method Blank					Run: TENNELEC-3_070130C			02/06/07 15:43
Radium 228	ND	pCi/L	1						
Sample ID: C07011014-001IMS	Sample Matrix Spike					Run: TENNELEC-3_070130C			02/06/07 15:43
Radium 228	13	pCi/L	1.0	94	70	130			
Sample ID: C07011014-001IMSD	Sample Matrix Spike Duplicate					Run: TENNELEC-3_070130C			02/06/07 15:43
Radium 228	11	pCi/L	1.0	83	70	130	12	35.2	

Qualifiers:

RL - Analyte reporting limit.

ND - Not detected at the reporting limit.

APPENDIX - D (2 OF 2)

SECOND QUARTER

LABORATORY QUALITY CONTROL AND

PERFORMANCE REPORT



ANALYTICAL SUMMARY REPORT

June 05, 2007

United Nuclear Corp
PO Box 3077
Gallup, NM 87305

Workorder No.: C07040656

Project Name: Alluvium

Energy Laboratories, Inc. received the following 16 samples from United Nuclear Corp on 4/13/2007 for analysis.


Sample ID	Client Sample ID	Collect Date	Receive Date	Matrix	Test
C07040656-001	509-D	04/09/07 09:40	04/13/07	Aqueous	Metals by ICP/ICPMS, Total Alkalinity QA Calculations Arsenic-III, Total Selenium-IV, Total Nitrogen, Ammonia Nitrogen, Nitrate + Nitrite pH Gross Alpha minus Rn222 and Uranium Lead 210, Total Radium 226, Total Radium 228, Total Thorium, Isotopic Solids, Total Dissolved E624 Purgeable Organics
C07040656-002	EPA-23	04/09/07 10:15	04/13/07	Aqueous	Same As Above
C07040656-003	803	04/09/07 10:44	04/13/07	Aqueous	Same As Above
C07040656-004	808	04/09/07 11:10	04/13/07	Aqueous	Same As Above
C07040656-005	802	04/09/07 11:24	04/13/07	Aqueous	Same As Above
C07040656-006	801	04/09/07 13:23	04/13/07	Aqueous	Same As Above
C07040656-007	GW-2	04/09/07 13:51	04/13/07	Aqueous	Same As Above
C07040656-008	GW-1	04/09/07 14:22	04/13/07	Aqueous	Same As Above
C07040656-009	632	04/09/07 14:50	04/13/07	Aqueous	Same As Above
C07040656-010	624	04/10/07 08:57	04/13/07	Aqueous	Same As Above
C07040656-011	624 Duplicate	04/10/07 09:20	04/13/07	Aqueous	Same As Above
C07040656-012	SBL-1	04/10/07 09:44	04/13/07	Aqueous	Same As Above
C07040656-013	EPA-28	04/10/07 10:13	04/13/07	Aqueous	Same As Above
C07040656-014	GW-3	04/10/07 11:00	04/13/07	Aqueous	Same As Above
C07040656-015	EPA-25	04/10/07 11:41	04/13/07	Aqueous	Same As Above
C07040656-016	627	04/10/07 13:16	04/13/07	Aqueous	Same As Above



There were no problems with the analyses and all data for associated QC met EPA or laboratory specifications except where noted in the Case Narrative or Report.

If you have any questions regarding these tests results, please call.

Report Approved By:


ROBERT GARLING
LABORATORY SUPERVISOR



QA/QC Summary Report

Client: United Nuclear Corp

Report Date: 06/05/07

Project: Alluvium

Work Order: C07040656

Analyte	Result	Units	RL	%REC	Low Limit	High Limit	RPD	RPDLimit	Qual
Method: A2320 B							Batch: 070414_1_ALK-W		
Sample ID: MBLK1_070414_1	Method Blank				Run: TTR-ALK_070414A		04/14/07 09:27		
Alkalinity, Total as CaCO ₃	ND	mg/L	0.2						
Bicarbonate as HCO ₃	ND	mg/L	1						
Sample ID: LCS11_070414_1	Laboratory Control Sample				Run: TTR-ALK_070414A		04/14/07 09:28		
Alkalinity, Total as CaCO ₃	5030	mg/L	1.0	100	90	110			
Sample ID: C07040652-006AMS	Sample Matrix Spike				Run: TTR-ALK_070414A		04/14/07 09:48		
Alkalinity, Total as CaCO ₃	308	mg/L	1.0	100	90	110			
Sample ID: C07040652-006AMSD	Sample Matrix Spike Duplicate				Run: TTR-ALK_070414A		04/14/07 09:50		
Alkalinity, Total as CaCO ₃	307	mg/L	1.0	100	90	110	0.2	10	
Method: A2320 B							Batch: 070417_1_ALK-W		
Sample ID: MBLK1_070417_1	Method Blank				Run: TTR-ALK_070417A		04/17/07 12:45		
Alkalinity, Total as CaCO ₃	ND	mg/L	0.2						
Bicarbonate as HCO ₃	ND	mg/L	1						
Sample ID: LCS11_070417_1	Laboratory Control Sample				Run: TTR-ALK_070417A		04/17/07 13:10		
Alkalinity, Total as CaCO ₃	5000	mg/L	1.0	100	90	110			
Sample ID: C07040734-002BMS	Sample Matrix Spike				Run: TTR-ALK_070417A		04/17/07 13:25		
Alkalinity, Total as CaCO ₃	274	mg/L	1.0	98	90	110			
Sample ID: C07040734-002BMDS	Sample Matrix Spike Duplicate				Run: TTR-ALK_070417A		04/17/07 13:28		
Alkalinity, Total as CaCO ₃	274	mg/L	1.0	98	90	110	0.0	10	
Method: A2540 C							Batch: 070414A-SLDS-TDS-W		
Sample ID: MBLK1_070414A	Method Blank				Run: BAL-1_070414B		04/14/07 12:29		
Solids, Total Dissolved TDS @ 180 C	ND	mg/L	6						
Sample ID: LCS1_070414A	Laboratory Control Sample				Run: BAL-1_070414B		04/14/07 12:29		
Solids, Total Dissolved TDS @ 180 C	990	mg/L	10	99	90	110			
Sample ID: C07040656-009AMS	Sample Matrix Spike				Run: BAL-1_070414B		04/14/07 12:32		
Solids, Total Dissolved TDS @ 180 C	11200	mg/L	10	99	90	110			
Sample ID: C07040656-009AMSD	Sample Matrix Spike Duplicate				Run: BAL-1_070414B		04/14/07 12:32		
Solids, Total Dissolved TDS @ 180 C	11200	mg/L	10	100	90	110	0.0	10	

Qualifiers:

RL - Analyte reporting limit.

ND - Not detected at the reporting limit.



QA/QC Summary Report

Client: United Nuclear Corp

Project: Alluvium

Report Date: 06/05/07

Work Order: C07040656

Analyte	Result	Units	RL	%REC	Low Limit	High Limit	RPD	RPDLimit	Qual
Method: A2540 C							Batch: 070416A-SLDS-TDS-W		
Sample ID: MBLK1_070416A	Method Blank					Run: BAL-1_070416B			04/16/07 12:29
Solids, Total Dissolved TDS @ 180 C	ND	mg/L	6						
Sample ID: LCS1_070416A	Laboratory Control Sample					Run: BAL-1_070416B			04/16/07 12:29
Solids, Total Dissolved TDS @ 180 C	992	mg/L	10	99	90	110			
Sample ID: C07040652-016AMS	Sample Matrix Spike					Run: BAL-1_070416B			04/16/07 12:41
Solids, Total Dissolved TDS @ 180 C	2360	mg/L	10	99	90	110			
Sample ID: C07040652-016AMSD	Sample Matrix Spike Duplicate					Run: BAL-1_070416B			04/16/07 12:42
Solids, Total Dissolved TDS @ 180 C	2340	mg/L	10	98	90	110	0.9	10	
Sample ID: C07040670-001AMS	Sample Matrix Spike					Run: BAL-1_070416B			04/16/07 12:52
Solids, Total Dissolved TDS @ 180 C	10500	mg/L	10	101	90	110			
Sample ID: C07040670-001AMSD	Sample Matrix Spike Duplicate					Run: BAL-1_070416B			04/16/07 12:52
Solids, Total Dissolved TDS @ 180 C	10500	mg/L	10	99	90	110	0.6	10	
Sample ID: C07040656-013AMS	Sample Matrix Spike					Run: BAL-1_070416B			04/16/07 12:55
Solids, Total Dissolved TDS @ 180 C	8040	mg/L	10	101	90	110			
Sample ID: C07040656-013AMSD	Sample Matrix Spike Duplicate					Run: BAL-1_070416B			04/16/07 12:55
Solids, Total Dissolved TDS @ 180 C	8010	mg/L	10	100	90	110	0.4	10	
Method: A2540 C							Batch: 070418A-SLDS-TDS-W		
Sample ID: MBLK1_070418A	Method Blank					Run: BAL-1_070418D			04/18/07 10:36
Solids, Total Dissolved TDS @ 180 C	ND	mg/L	6						
Sample ID: LCS1_070418A	Laboratory Control Sample					Run: BAL-1_070418D			04/18/07 10:36
Solids, Total Dissolved TDS @ 180 C	998	mg/L	10	100	90	110			
Sample ID: C07040760-001AMS	Sample Matrix Spike					Run: BAL-1_070418D			04/18/07 10:39
Solids, Total Dissolved TDS @ 180 C	4950	mg/L	10	99	90	110			
Sample ID: C07040760-001AMSD	Sample Matrix Spike Duplicate					Run: BAL-1_070418D			04/18/07 10:39
Solids, Total Dissolved TDS @ 180 C	4940	mg/L	10	98	90	110	0.2	10	

Qualifiers:

RL - Analyte reporting limit.

ND - Not detected at the reporting limit.



QA/QC Summary Report

Client: United Nuclear Corp

Report Date: 06/05/07

Project: Alluvium

Work Order: C07040656

Analyte	Result	Units	RL	%REC	Low Limit	High Limit	RPD	RPDLimit	Qual
Method: A3114 B							Batch: ASIII-3114-070426		
Sample ID: MBLK	Method Blank					Run: CVAA-C202_070426B			04/26/07 13:17
Arsenic-III	ND	mg/L	0.0006						
Sample ID: C07040669-001CMS	Sample Matrix Spike					Run: CVAA-C202_070426B			04/26/07 13:41
Arsenic-III	0.0495	mg/L	0.0010	98	85	115			
Sample ID: C07040669-001CMSD	Sample Matrix Spike Duplicate					Run: CVAA-C202_070426B			04/26/07 13:43
Arsenic-III	0.0530	mg/L	0.0010	105	85	115	6.8	10	
Sample ID: 301-45-6	Laboratory Control Sample					Run: CVAA-C202_070426B			04/26/07 13:45
Arsenic-III	0.0512	mg/L	0.0010	102	90	110			
Method: A3114 B							Batch: ASIII-3114-070503		
Sample ID: MBLK	Method Blank					Run: CVAA-C202_070503A			05/03/07 09:12
Arsenic-III	ND	mg/L	0.0006						
Sample ID: C07040656-008DMS	Sample Matrix Spike					Run: CVAA-C202_070503A			05/03/07 09:36
Arsenic-III	0.0499	mg/L	0.0010	100	85	115			
Sample ID: C07040656-008DMSD	Sample Matrix Spike Duplicate					Run: CVAA-C202_070503A			05/03/07 09:39
Arsenic-III	0.0505	mg/L	0.0010	101	85	115	1.2	10	
Sample ID: 301-45-6	Laboratory Control Sample					Run: CVAA-C202_070503A			05/03/07 09:45
Arsenic-III	0.0510	mg/L	0.0010	102	90	110			
Sample ID: C07040987-001EMS	Sample Matrix Spike					Run: CVAA-C202_070503A			05/03/07 10:10
Arsenic-III	0.0523	mg/L	0.0010	103	85	115			
Sample ID: C07040987-001EMSD	Sample Matrix Spike Duplicate					Run: CVAA-C202_070503A			05/03/07 10:12
Arsenic-III	0.0529	mg/L	0.0010	105	85	115	1.1	10	
Method: A3114 B							Batch: SEIV3114-070425		
Sample ID: MBLK	Method Blank					Run: CVAA-C202_070425C			04/25/07 16:05
Selenium-IV	ND	mg/L	0.0002						
Sample ID: C07040669-002CMS	Sample Matrix Spike					Run: CVAA-C202_070425C			04/25/07 16:28
Selenium-IV	0.0540	mg/L	0.0010	108	85	115			
Sample ID: C07040669-002CMSD	Sample Matrix Spike Duplicate					Run: CVAA-C202_070425C			04/25/07 16:31
Selenium-IV	0.0539	mg/L	0.0010	108	85	115	0.2	10	
Sample ID: 301-45-6	Laboratory Control Sample					Run: CVAA-C202_070425C			04/25/07 16:33
Selenium-IV	0.0545	mg/L	0.0010	108	90	110			

Qualifiers:

RL - Analyte reporting limit.

ND - Not detected at the reporting limit.



QA/QC Summary Report

Client: United Nuclear Corp

Report Date: 06/05/07

Project: Alluvium

Work Order: C07040656

Analyte	Result	Units	RL	%REC	Low Limit	High Limit	RPD	RPDLimit	Qual
Method: A3114 B							Batch: SEIV3114-070501		
Sample ID: MBLK	Method Blank					Run: CVAA-C202_070501B		05/01/07 15:39	
Selenium-IV	ND	mg/L	0.0002						
Sample ID: C07040656-010DMS	Sample Matrix Spike					Run: CVAA-C202_070501B		05/01/07 16:02	
Selenium-IV	0.0504	mg/L	0.0010	101	85	115			
Sample ID: C07040656-010DMSD	Sample Matrix Spike Duplicate					Run: CVAA-C202_070501B		05/01/07 16:04	
Selenium-IV	0.0516	mg/L	0.0010	103	85	115	2.4	10	
Sample ID: 301-45-6	Laboratory Control Sample					Run: CVAA-C202_070501B		05/01/07 16:06	
Selenium-IV	0.0522	mg/L	0.0010	104	90	110			
Sample ID: C07040987-001EMS	Sample Matrix Spike					Run: CVAA-C202_070501B		05/01/07 16:34	
Selenium-IV	0.0534	mg/L	0.0010	107	85	115			
Sample ID: C07040987-001EMSD	Sample Matrix Spike Duplicate					Run: CVAA-C202_070501B		05/01/07 16:36	
Selenium-IV	0.0537	mg/L	0.0010	107	85	115	0.6	10	
Method: A4500-H B							Analytical Run: ORION555A_070414A		
Sample ID: ICV1_070414_1	Initial Calibration Verification Standard							04/14/07 08:27	
pH	6.91	s.u.	0.010	101	98	102			
Method: A4500-H B							Batch: 070414_1_PH-W		
Sample ID: C07040656-009ADUP	Sample Duplicate					Run: ORION555A_070414A		04/14/07 08:46	
pH	6.62	s.u.	0.010				0.3	10	
Method: A4500-H B							Analytical Run: ORION555A_070414B		
Sample ID: ICV1_070414_2	Initial Calibration Verification Standard							04/14/07 11:04	
pH	6.87	s.u.	0.010	100	98	102			
Method: A4500-H B							Batch: 070414_2_PH-W		
Sample ID: C07040652-019ADUP	Sample Duplicate					Run: ORION555A_070414B		04/14/07 11:23	
pH	7.85	s.u.	0.010				0.1	10	

Qualifiers:

RL - Analyte reporting limit.

ND - Not detected at the reporting limit.



QA/QC Summary Report

Client: United Nuclear Corp

Report Date: 06/05/07

Project: Alluvium

Work Order: C07040656

Analyte	Result	Units	RL	%REC	Low Limit	High Limit	RPD	RPDLimit	Qual
Method: A4500-H B					Analytical Run: ORION555A_070417B				
Sample ID: ICV1_070417_2	Initial Calibration Verification Standard								04/17/07 12:37
pH	6.85	s.u.	0.010	100	98	102			
Method: A4500-H B					Batch: 070417_2_PH-W				
Sample ID: C07040736-005ADUP	Sample Duplicate								04/17/07 12:59
pH	6.44	s.u.	0.010				1.7	10	
Method: A4500-NH3 G					Batch: A2007-04-17_1_NH3_01				
Sample ID: MBLK-1	Method Blank								04/17/07 10:09
Nitrogen, Ammonia as N	ND	mg/L	0.04						
Sample ID: LCS-2	Laboratory Control Sample								04/17/07 10:12
Nitrogen, Ammonia as N	19.5	mg/L	0.40	97	80	120			
Sample ID: C07040545-003BMS	Sample Matrix Spike								04/17/07 10:24
Nitrogen, Ammonia as N	1.96	mg/L	0.040	98	80	120			
Sample ID: C07040545-003BMSD	Sample Matrix Spike Duplicate								04/17/07 10:29
Nitrogen, Ammonia as N	1.99	mg/L	0.040	100	80	120	1.5	20	
Sample ID: C07040656-008BMS	Sample Matrix Spike								04/17/07 11:00
Nitrogen, Ammonia as N	2.35	mg/L	0.050	99	80	120			
Sample ID: C07040656-008BMSD	Sample Matrix Spike Duplicate								04/17/07 11:01
Nitrogen, Ammonia as N	2.36	mg/L	0.050	99	80	120	0.4	20	

Qualifiers:

RL - Analyte reporting limit.

ND - Not detected at the reporting limit.



QA/QC Summary Report

Client: United Nuclear Corp

Project: Alluvium

Report Date: 06/05/07

Work Order: C07040656

Analyte	Result	Units	RL	%REC	Low Limit	High Limit	RPD	RPDLimit	Qual
Method: E200.7							Batch: R82388		
Sample ID: LFB-ICP25214	Laboratory Fortified Blank			Run: ICP1-C_070418A			04/18/07 10:23		
Calcium	54.2	mg/L	0.50	108	85	125			
Magnesium	54.7	mg/L	0.50	109	85	125			
Potassium	52.2	mg/L	0.50	104	85	125			
Sodium	51.7	mg/L	0.50	103	85	125			
Sample ID: LFB-ICP25214	Laboratory Fortified Blank			Run: ICP1-C_070418A			04/18/07 10:30		
Calcium	49.3	mg/L	0.50	99	85	125			
Magnesium	50.4	mg/L	0.50	101	85	125			
Potassium	47.6	mg/L	0.50	95	85	125			
Sodium	47.1	mg/L	0.50	94	85	125			
Sample ID: LFB-CL-SO4	Laboratory Fortified Blank			Run: ICP1-C_070418A			04/18/07 10:36		
Chloride	51.3	mg/L	1.0	102	85	115			
Sulfate	51.1	mg/L	1.0	102	85	115			
Sample ID: LRB	Method Blank			Run: ICP1-C_070418A			04/18/07 10:40		
Calcium	ND	mg/L	0.04						
Chloride	0.3	mg/L	0.3						
Magnesium	ND	mg/L	0.04						
Potassium	ND	mg/L	0.08						
Sodium	0.06	mg/L	0.06						
Sulfate	ND	mg/L	0.3						
Sample ID: C07040656-001DMS	Sample Matrix Spike			Run: ICP1-C_070418A			04/18/07 15:49		
Calcium	1360	mg/L	1.1	88	70	130			
Magnesium	793	mg/L	1.1	90	70	130			
Potassium	1380	mg/L	0.84	98	70	130			
Sodium	781	mg/L	1.2	90	70	130			
Sample ID: C07040656-001DMSD	Sample Matrix Spike Duplicate			Run: ICP1-C_070418A			04/18/07 15:53		
Calcium	1370	mg/L	1.1	89	70	130	0.3	20	
Magnesium	794	mg/L	1.1	90	70	130	0.1	20	
Potassium	1390	mg/L	0.84	274	70	130	0.4	20	S
Sodium	765	mg/L	1.2	86	70	130	2.1	20	
Sample ID: C07040656-007DMS	Sample Matrix Spike			Run: ICP1-C_070418A			04/18/07 17:06		
Calcium	1160	mg/L	1.1	84	70	130			
Magnesium	1220	mg/L	1.1	71	70	130			
Potassium	1350	mg/L	0.84	95	70	130			
Sodium	825	mg/L	1.2	86	70	130			
Sulfate	3940	mg/L	2.3		70	130			A

Qualifiers:

RL - Analyte reporting limit.

ND - Not detected at the reporting limit.

A - The analyte level was greater than four times the spike level. In accordance with the method % recovery is not calculated.

S - Spike recovery outside of advisory limits.



QA/QC Summary Report

Client: United Nuclear Corp

Report Date: 06/05/07

Project: Alluvium

Work Order: C07040656

Analyte	Result	Units	RL	%REC	Low Limit	High Limit	RPD	RPDLimit	Qual
Method: E200.7									Batch: R82388
Sample ID: C07040656-007DMSD	Sample Matrix Spike Duplicate		Run: ICP1-C_070418A					04/18/07 17:09	
Calcium	1150	mg/L	1.1	83	70	130	0.3	20	
Magnesium	1220	mg/L	1.1	70	70	130	0.4	20	
Potassium	1370	mg/L	0.84	96	70	130	1.0	20	
Sodium	809	mg/L	1.2	83	70	130	2.0	20	
Sulfate	3960	mg/L	2.3		70	130	0.6	20	A
Sample ID: C07040656-010DMS	Sample Matrix Spike		Run: ICP1-C_070418A					04/18/07 17:46	
Calcium	1120	mg/L	1.1	86	70	130			
Chloride	641	mg/L	1.0	93	70	130			
Magnesium	843	mg/L	1.1	83	70	130			
Potassium	1340	mg/L	0.84	95	70	130			
Sodium	699	mg/L	1.2	88	70	130			
Sulfate	2540	mg/L	2.3		70	130			A
Sample ID: C07040656-010DMSD	Sample Matrix Spike Duplicate		Run: ICP1-C_070418A					04/18/07 17:49	
Calcium	1130	mg/L	1.1	86	70	130	0.2	20	
Chloride	648	mg/L	1.0	94	70	130	1.1	20	
Magnesium	845	mg/L	1.1	84	70	130	0.2	20	
Potassium	1340	mg/L	0.84	95	70	130	0.1	20	
Sodium	696	mg/L	1.2	88	70	130	0.4	20	
Sulfate	2520	mg/L	2.3		70	130	0.8	20	A

Qualifiers:

RL - Analyte reporting limit.

A - The analyte level was greater than four times the spike level. In accordance with the method % recovery is not calculated.

ND - Not detected at the reporting limit.



QA/QC Summary Report

Client: United Nuclear Corp

Report Date: 06/05/07

Project: Alluvium

Work Order: C07040656

Analyte	Result	Units	RL	%REC	Low Limit	High Limit	RPD	RPDLimit	Qual
Method: E200.8									Batch: R82331
Sample ID: LRB	Method Blank						Run: ICPMS1-C_070417A		04/17/07 13:50
Aluminum	ND	mg/L	0.0002						
Beryllium	ND	mg/L	3E-05						
Cadmium	ND	mg/L	0.0002						
Cobalt	ND	mg/L	3E-05						
Lead	ND	mg/L	2E-05						
Manganese	ND	mg/L	3E-05						
Molybdenum	0.0001	mg/L	7E-05						
Nickel	ND	mg/L	8E-05						
Uranium	ND	mg/L	4E-05						
Vanadium	ND	mg/L	9E-05						
Sample ID: LFB	Laboratory Fortified Blank						Run: ICPMS1-C_070417A		04/17/07 13:58
Aluminum	0.0508	mg/L	0.0010	102	85	115			
Beryllium	0.0498	mg/L	0.0010	100	85	115			
Cadmium	0.0522	mg/L	0.0010	104	85	115			
Cobalt	0.0518	mg/L	0.0010	104	85	115			
Lead	0.0519	mg/L	0.0010	104	85	115			
Manganese	0.0518	mg/L	0.0010	104	85	115			
Molybdenum	0.0530	mg/L	0.0010	106	85	115			
Nickel	0.0519	mg/L	0.0010	104	85	115			
Uranium	0.0524	mg/L	0.00030	105	85	115			
Vanadium	0.0518	mg/L	0.0010	104	85	115			
Sample ID: C07040656-003DMS4	Post Digestion Spike						Run: ICPMS1-C_070417A		04/17/07 16:21
Aluminum	0.242	mg/L	0.10	95	70	130			
Beryllium	0.207	mg/L	0.010	83	70	130			
Cadmium	0.255	mg/L	0.010	102	70	130			
Cobalt	0.245	mg/L	0.010	96	70	130			
Lead	0.261	mg/L	0.050	103	70	130			
Manganese	2.44	mg/L	0.010		70	130			A
Molybdenum	0.275	mg/L	0.10	110	70	130			
Nickel	0.238	mg/L	0.050	89	70	130			
Uranium	0.386	mg/L	0.00030	105	70	130			
Vanadium	0.267	mg/L	0.10	106	70	130			
Sample ID: C07040656-003DMSD4	Post Digestion Spike Duplicate						Run: ICPMS1-C_070417A		04/17/07 16:29
Aluminum	0.247	mg/L	0.10	97	70	130	2.2	20	
Beryllium	0.201	mg/L	0.010	81	70	130	2.7	20	
Cadmium	0.251	mg/L	0.010	100	70	130	1.5	20	
Cobalt	0.246	mg/L	0.010	97	70	130	0.3	20	
Lead	0.262	mg/L	0.050	104	70	130	0.5	20	

Qualifiers:

RL - Analyte reporting limit.

ND - Not detected at the reporting limit.

A - The analyte level was greater than four times the spike level. In accordance with the method % recovery is not calculated.



QA/QC Summary Report

Client: United Nuclear Corp

Project: Alluvium

Report Date: 06/05/07

Work Order: C07040656

Analyte	Result	Units	RL	%REC	Low Limit	High Limit	RPD	RPDLimit	Qual
Method: E200.8									Batch: R82331
Sample ID: C07040656-003DMSD4	Post Digestion Spike Duplicate			Run: ICPMS1-C_070417A			04/17/07 16:29		
Manganese	2.50	mg/L	0.010		70	130	2.3	20	A
Molybdenum	0.274	mg/L	0.10	109	70	130	0.4	20	
Nickel	0.240	mg/L	0.050	90	70	130	1.0	20	
Uranium	0.387	mg/L	0.00030	105	70	130	0.3	20	
Vanadium	0.264	mg/L	0.10	105	70	130	0.9	20	
Sample ID: C07040656-013DMS4	Post Digestion Spike			Run: ICPMS1-C_070417A			04/17/07 20:29		
Aluminum	0.259	mg/L	0.10	102	70	130			
Beryllium	0.218	mg/L	0.010	87	70	130			
Cadmium	0.244	mg/L	0.010	98	70	130			
Cobalt	0.249	mg/L	0.010	99	70	130			
Lead	0.258	mg/L	0.050	103	70	130			
Manganese	0.816	mg/L	0.010	96	70	130			
Molybdenum	0.275	mg/L	0.10	110	70	130			
Nickel	0.248	mg/L	0.050	94	70	130			
Uranium	0.309	mg/L	0.00030	106	70	130			
Vanadium	0.261	mg/L	0.10	104	70	130			
Sample ID: C07040656-013DMSD4	Post Digestion Spike Duplicate			Run: ICPMS1-C_070417A			04/17/07 20:37		
Aluminum	0.234	mg/L	0.10	92	70	130	10	20	
Beryllium	0.211	mg/L	0.010	85	70	130	3.1	20	
Cadmium	0.235	mg/L	0.010	94	70	130	3.9	20	
Cobalt	0.248	mg/L	0.010	99	70	130	0.1	20	
Lead	0.256	mg/L	0.050	102	70	130	0.9	20	
Manganese	0.833	mg/L	0.010	103	70	130	2.1	20	
Molybdenum	0.273	mg/L	0.10	109	70	130	0.4	20	
Nickel	0.251	mg/L	0.050	96	70	130	1.2	20	
Uranium	0.307	mg/L	0.00030	105	70	130	0.8	20	
Vanadium	0.260	mg/L	0.10	104	70	130	0.6	20	
Sample ID: C07040656-016DMS4	Post Digestion Spike			Run: ICPMS1-C_070417A			04/17/07 21:15		
Aluminum	0.251	mg/L	0.10	99	70	130			
Beryllium	0.227	mg/L	0.010	91	70	130			
Cadmium	0.247	mg/L	0.010	99	70	130			
Cobalt	0.249	mg/L	0.010	99	70	130			
Lead	0.263	mg/L	0.050	105	70	130			
Manganese	0.250	mg/L	0.010	98	70	130			
Molybdenum	0.275	mg/L	0.10	109	70	130			
Nickel	0.253	mg/L	0.050	98	70	130			
Uranium	0.295	mg/L	0.00030	108	70	130			
Vanadium	0.257	mg/L	0.10	102	70	130			

Qualifiers:

RL - Analyte reporting limit.

A - The analyte level was greater than four times the spike level. In accordance with the method % recovery is not calculated.

ND - Not detected at the reporting limit.



QA/QC Summary Report

Client: United Nuclear Corp

Report Date: 06/05/07

Project: Alluvium

Work Order: C07040656

Analyte	Result	Units	RL	%REC	Low Limit	High Limit	RPD	RPDLimit	Qual
Method: E200.8									Batch: R82331
Sample ID: C07040656-016DMSD4	Post Digestion Spike Duplicate			Run: ICPMS1-C_070417A			04/17/07 21:22		
Aluminum	0.246	mg/L	0.10	97	70	130	2.3	20	
Beryllium	0.227	mg/L	0.010	91	70	130	0.3	20	
Cadmium	0.244	mg/L	0.010	98	70	130	1.1	20	
Cobalt	0.241	mg/L	0.010	96	70	130	3.4	20	
Lead	0.254	mg/L	0.050	101	70	130	3.5	20	
Manganese	0.244	mg/L	0.010	96	70	130	2.2	20	
Molybdenum	0.276	mg/L	0.10	110	70	130	0.4	20	
Nickel	0.257	mg/L	0.050	100	70	130	1.5	20	
Uranium	0.291	mg/L	0.00030	106	70	130	1.4	20	
Vanadium	0.252	mg/L	0.10	100	70	130	2.0	20	
Method: E353.2									Batch: A2007-04-16_1_NO3_01
Sample ID: MBLK-1	Method Blank			Run: TECHNICON_070416A			04/16/07 12:10		
Nitrogen, Nitrate+Nitrite as N	ND	mg/L	0.03						
Sample ID: LCS-2	Laboratory Control Sample			Run: TECHNICON_070416A			04/16/07 12:12		
Nitrogen, Nitrate+Nitrite as N	2.67	mg/L	0.10	106	90	110			
Sample ID: C07040636-001BMS	Sample Matrix Spike			Run: TECHNICON_070416A			04/16/07 13:05		
Nitrogen, Nitrate+Nitrite as N	2.09	mg/L	0.10	100	90	110			
Sample ID: C07040636-001BMSD	Sample Matrix Spike Duplicate			Run: TECHNICON_070416A			04/16/07 13:07		
Nitrogen, Nitrate+Nitrite as N	2.13	mg/L	0.10	102	90	110	1.9	10	
Sample ID: C07040673-001BMS	Sample Matrix Spike			Run: TECHNICON_070416A			04/16/07 13:45		
Nitrogen, Nitrate+Nitrite as N	3.23	mg/L	0.10	101	90	110			
Sample ID: C07040673-001BMSD	Sample Matrix Spike Duplicate			Run: TECHNICON_070416A			04/16/07 13:47		
Nitrogen, Nitrate+Nitrite as N	3.30	mg/L	0.10	104	90	110	2.1	10	
Sample ID: C07040656-006BMS	Sample Matrix Spike			Run: TECHNICON_070416A			04/16/07 15:02		
Nitrogen, Nitrate+Nitrite as N	2.97	mg/L	0.10	97	90	110			
Sample ID: C07040656-006BMSD	Sample Matrix Spike Duplicate			Run: TECHNICON_070416A			04/16/07 15:05		
Nitrogen, Nitrate+Nitrite as N	2.96	mg/L	0.10	96	90	110	0.3	10	

Qualifiers:

RL - Analyte reporting limit.

ND - Not detected at the reporting limit.



QA/QC Summary Report

Client: United Nuclear Corp

Report Date: 06/05/07

Project: Alluvium

Work Order: C07040656

Analyte	Result	Units	RL	%REC	Low Limit	High Limit	RPD	RPDLimit	Qual
Method: E624									Batch: R82336
Sample ID: 17-Apr-07_LCS_2	Laboratory Control Sample				Run: GCMS1_070417A			04/17/07 11:23	
Bromodichloromethane	5.12	ug/L	1.0	102	70	130			
Bromoform	5.12	ug/L	1.0	102	70	130			
Chlorodibromomethane	5.12	ug/L	1.0	102	70	130			
Chloroform	5.32	ug/L	1.0	106	70	130			
Trihalomethanes, Total	20.7	ug/L	1.0	103	70	130			
Surr: 1,2-Dichlorobenzene-d4			1.0	103	80	120			
Surr: Dibromofluoromethane			1.0	107	80	120			
Surr: p-Bromofluorobenzene			1.0	101	80	120			
Surr: Toluene-d8			1.0	101	80	120			
Sample ID: 17-Apr-07_MBLK_4	Method Blank				Run: GCMS1_070417A			04/17/07 12:47	
Bromodichloromethane	ND	ug/L	0.5						
Bromoform	ND	ug/L	0.5						
Chlorodibromomethane	ND	ug/L	0.5						
Chloroform	ND	ug/L	0.5						
Trihalomethanes, Total	ND	ug/L	0.5						
Surr: 1,2-Dichlorobenzene-d4				102	80	120			
Surr: Dibromofluoromethane				111	80	120			
Surr: p-Bromofluorobenzene				97	80	120			
Surr: Toluene-d8				101	80	120			
Sample ID: C07040468-002BMS	Sample Matrix Spike				Run: GCMS1_070417A			04/17/07 19:44	
Bromodichloromethane	44.4	ug/L	2.5	89	70	130			
Bromoform	48.2	ug/L	2.5	96	70	130			
Chlorodibromomethane	46.0	ug/L	2.5	92	70	130			
Chloroform	45.4	ug/L	2.5	91	70	130			
Trihalomethanes, Total	184	ug/L	2.5	92	70	130			
Surr: 1,2-Dichlorobenzene-d4			1.0	98	80	120			
Surr: Dibromofluoromethane			1.0	98	80	120			
Surr: p-Bromofluorobenzene			1.0	103	80	120			
Surr: Toluene-d8			1.0	98	80	120			
Sample ID: C07040468-002BMSD	Sample Matrix Spike Duplicate				Run: GCMS1_070417A			04/17/07 20:26	
Bromodichloromethane	48.0	ug/L	2.5	96	70	130	7.8	20	
Bromoform	55.8	ug/L	2.5	112	70	130	15	20	
Chlorodibromomethane	51.4	ug/L	2.5	103	70	130	11	20	
Chloroform	54.0	ug/L	2.5	108	70	130	17	20	
Trihalomethanes, Total	209	ug/L	2.5	105	70	130	13	20	
Surr: 1,2-Dichlorobenzene-d4			1.0	100	80	120	0.0	10	
Surr: Dibromofluoromethane			1.0	99	80	120	0.0	10	
Surr: p-Bromofluorobenzene			1.0	102	80	120	0.0	10	
Surr: Toluene-d8			1.0	97	80	120	0.0	10	

Qualifiers:

RL - Analyte reporting limit.

ND - Not detected at the reporting limit.



QA/QC Summary Report

Client: United Nuclear Corp

Report Date: 06/05/07

Project: Alluvium

Work Order: C07040656

Analyte	Result	Units	RL	%REC	Low Limit	High Limit	RPD	RPDLimit	Qual
Method: E900.1							Batch: GA-0046		
Sample ID: LCS-GA-0046	Laboratory Control Sample				Run: G5000W_070424B		04/27/07 14:41		
Gross Alpha minus Rn & U	21.2pCi/L		1.0	101	70	130			
Sample ID: MB-GA-0046	Method Blank				Run: G5000W_070424B		04/27/07 14:41		
Gross Alpha minus Rn & U	ND	pCi/L	1						
Sample ID: C07040656-001CDUP	Sample Duplicate				Run: G5000W_070424B		04/27/07 14:41		
Gross Alpha minus Rn & U	1.28pCi/L		1.0				20	102.5	
Sample ID: C07040656-002CMS	Sample Matrix Spike				Run: G5000W_070424B		04/27/07 14:41		
Gross Alpha minus Rn & U	19.8pCi/L		1.0	94	70	130			
Method: E900.1							Batch: GA-0051		
Sample ID: LCS-GA-0051	Laboratory Control Sample				Run: G5000W_070529A		05/31/07 13:39		
Gross Alpha minus Rn & U	24.9pCi/L		1.0	118	70	130			
Sample ID: MB-GA-0051	Method Blank				Run: G5000W_070529A		05/31/07 13:39		
Gross Alpha minus Rn & U	ND	pCi/L	1						
Sample ID: C07050980-001IMS	Sample Matrix Spike				Run: G5000W_070529A		05/31/07 13:39		
Gross Alpha minus Rn & U	18.6pCi/L		1.0	77	70	130			
Method: E903.0							Batch: RA226-2007		
Sample ID: C07040669-001DDUP	Sample Duplicate				Run: BERTHOLD 770_070417B		04/30/07 11:24		
Radium 226	8.8	pCi/L	0.20				15	41.4	
Sample ID: C07040669-002DMS	Sample Matrix Spike				Run: BERTHOLD 770_070417B		04/30/07 11:24		
Radium 226	34	pCi/L	0.20	80	70	130			
Sample ID: MB-RA226-2007	Method Blank				Run: BERTHOLD 770_070417B		04/30/07 13:06		
Radium 226	ND	pCi/L	0.2						
Sample ID: LCS-RA226-2007	Laboratory Control Sample				Run: BERTHOLD 770_070417B		04/30/07 13:06		
Radium 226	11	pCi/L	0.20	88	70	130			

Qualifiers:

RL - Analyte reporting limit.

ND - Not detected at the reporting limit.



QA/QC Summary Report

Client: United Nuclear Corp

Report Date: 06/05/07

Project: Alluvium

Work Order: C07040656

Analyte	Result	Units	RL	%REC	Low Limit	High Limit	RPD	RPDLimit	Qual
Method: E903.0									Batch: RA226-2020
Sample ID: C07041011-001EMS Radium 226	Sample Matrix Spike 9.3	pCi/L	0.20	74	70	130			05/07/07 09:57
Sample ID: C07041011-001EMSD Radium 226	Sample Matrix Spike Duplicate 9.9	pCi/L	0.20	78	70	130	6.2	30.6	05/07/07 09:57
Sample ID: MB-RA226-2020 Radium 226	Method Blank ND	pCi/L	0.2						05/07/07 09:57
Sample ID: LCS-RA226-2020 Radium 226	Laboratory Control Sample 11	pCi/L	0.20	89	70	130			05/07/07 09:57
Method: E907.0									Batch: R82785
Sample ID: LCS-R82785 Thorium 230	Laboratory Control Sample 4.00pCi/L		0.20	82	70	130			04/24/07 15:00
Sample ID: C07040656-001CMS Thorium 230	Sample Matrix Spike 43.2pCi/L		0.20	88	70	130			04/24/07 15:00
Sample ID: C07040656-001CMSD Thorium 230	Sample Matrix Spike Duplicate 35.5pCi/L		0.20	72	70	130	.20	30	04/24/07 15:00
Sample ID: MB-R82785 Thorium 230	Method Blank ND	pCi/L	0.2						04/24/07 15:00
Method: NERHL-65-4									Batch: R82845
Sample ID: C07040656-016Cms Lead 210	Sample Matrix Spike 380	pCi/L	1.0	93	70	130			04/16/07 12:00
Sample ID: C07040656-016Cmsd Lead 210	Sample Matrix Spike Duplicate 400	pCi/L	1.0	97	70	130	5.0	30	04/16/07 12:00
Sample ID: MB-R82845 Lead 210	Method Blank ND	pCi/L	1						04/16/07 12:00
Sample ID: LCS-R82845 Lead 210	Laboratory Control Sample 46	pCi/L	1.0	64	70	130			04/16/07 12:00 S

Qualifiers:

RL - Analyte reporting limit.

ND - Not detected at the reporting limit.

S - Spike recovery outside of advisory limits.



QA/QC Summary Report

Client: United Nuclear Corp

Report Date: 06/05/07

Project: Alluvium

Work Order: C07040656

Analyte	Result	Units	RL	%REC	Low Limit	High Limit	RPD	RPDLimit	Qual
Method: RA-05								Batch: RA228-1610	
Sample ID: LCS-228-RA226-2007	Laboratory Control Sample					Run: TENNELEC-3_070417C		04/25/07 10:08	
Radium 228	6.7	pCi/L	1.0	86	70	130			
Sample ID: MB-RA226-2007	Method Blank					Run: TENNELEC-3_070417C		04/25/07 10:08	
Radium 228	ND	pCi/L	1						
Sample ID: C07040669-001DDUP	Sample Duplicate					Run: TENNELEC-3_070417C		04/25/07 10:08	
Radium 228	ND	pCi/L	1.0				0.0	409.2	
- RER<2 (0.6) batch precision is acceptable.									
Sample ID: C07040669-003DMS	Sample Matrix Spike					Run: TENNELEC-3_070417C		04/25/07 10:08	
Radium 228	40	pCi/L	1.0	108	70	130			
Method: RA-05								Batch: RA228-1620	
Sample ID: LCS-228-RA226-2020	Laboratory Control Sample					Run: TENNELEC-3_070423A		05/01/07 10:43	
Radium 228	8.8	pCi/L	1.0	113	70	130			
Sample ID: MB-RA226-2020	Method Blank					Run: TENNELEC-3_070423A		05/01/07 10:43	
Radium 228	ND	pCi/L	1						
Sample ID: C07041013-002DMS	Sample Matrix Spike					Run: TENNELEC-3_070423A		05/01/07 10:43	
Radium 228	8.3	pCi/L	1.0	99	70	130			
Sample ID: C07041013-002DMSD	Sample Matrix Spike Duplicate					Run: TENNELEC-3_070423A		05/01/07 10:43	
Radium 228	8.1	pCi/L	1.0	96	70	130	2.5	36	

Qualifiers:

RL - Analyte reporting limit.

ND - Not detected at the reporting limit.



ANALYTICAL SUMMARY REPORT

May 09, 2007

United Nuclear Corp
PO Box 3077
Gallup, NM 87305

Workorder No.: C07040670

Project Name: Zone 1

Energy Laboratories, Inc. received the following 4 samples from United Nuclear Corp on 4/13/2007 for analysis.

Sample ID	Client Sample ID	Collect Date	Receive Date	Matrix	Test
C07040670-001	614	04/11/07 09:47	04/13/07	Aqueous	Metals by ICP/ICPMS, Total Alkalinity QA Calculations Arsenic-III, Total Selenium-IV, Total Nitrogen, Ammonia Nitrogen, Nitrate + Nitrite pH Gross Alpha minus Rn222 and Uranium Lead 210, Total Radium 226, Total Radium 228, Total Thorium, Isotopic Solids, Total Dissolved E624 Purgeable Organics
C07040670-002	515-A	04/11/07 10:25	04/13/07	Aqueous	Same As Above
C07040670-003	604	04/11/07 10:51	04/13/07	Aqueous	Same As Above
C07040670-004	Field Blank	04/11/07 11:45	04/13/07	Aqueous	Same As Above

There were no problems with the analyses and all data for associated QC met EPA or laboratory specifications except where noted in the Case Narrative or Report.

If you have any questions regarding these tests results, please call.

Report Approved By:


P.O. Leasing
LABORATORY SUPERVISOR



QA/QC Summary Report

Client: United Nuclear Corp

Project: Zone 1

Revised Date: 08/10/07

Report Date: 05/09/07

Work Order: C07040670

Analyte	Result	Units	RL	%REC	Low Limit	High Limit	RPD	RPDLimit	Qual
Method: A2320 B							Batch: 070416_1_ALK-W		
Sample ID: MBLK1_070416_1	Method Blank					Run: TTR-ALK_070416A			04/16/07 12:41
Alkalinity, Total as CaCO ₃	ND	mg/L	0.2						
Bicarbonate as HCO ₃	ND	mg/L	1						
Sample ID: LCS11_070416_1	Laboratory Control Sample					Run: TTR-ALK_070416A			04/16/07 12:44
Alkalinity, Total as CaCO ₃	5050	mg/L	1.0	101	90	110			
Sample ID: C07040670-004AMS	Sample Matrix Spike					Run: TTR-ALK_070416A			04/16/07 13:35
Alkalinity, Total as CaCO ₃	134	mg/L	1.0	106	90	110			
Sample ID: C07040670-004AMSD	Sample Matrix Spike Duplicate					Run: TTR-ALK_070416A			04/16/07 13:39
Alkalinity, Total as CaCO ₃	134	mg/L	1.0	106	90	110	0.0	10	
Method: A2540 C							Batch: 070416A-SLDS-TDS-W		
Sample ID: MBLK2_070416A	Method Blank					Run: BAL-1_070416B			04/16/07 12:42
Solids, Total Dissolved TDS @ 180 C	ND	mg/L	6						
Sample ID: LCS2_070416A	Laboratory Control Sample					Run: BAL-1_070416B			04/16/07 12:42
Solids, Total Dissolved TDS @ 180 C	994	mg/L	10	99	90	110			
Sample ID: C07040670-001AMS	Sample Matrix Spike					Run: BAL-1_070416B			04/16/07 12:52
Solids, Total Dissolved TDS @ 180 C	10500	mg/L	10	101	90	110			
Sample ID: C07040670-001AMSD	Sample Matrix Spike Duplicate					Run: BAL-1_070416B			04/16/07 12:52
Solids, Total Dissolved TDS @ 180 C	10500	mg/L	10	99	90	110	0.6	10	
Method: A3114 B							Batch: ASIII-3114-070426		
Sample ID: MBLK	Method Blank					Run: CVAA-C202_070426B			04/26/07 13:17
Arsenic-III	ND	mg/L	0.0006						
Sample ID: C07040669-001CMS	Sample Matrix Spike					Run: CVAA-C202_070426B			04/26/07 13:41
Arsenic-III	0.0495	mg/L	0.0010	98	85	115			
Sample ID: C07040669-001CMSD	Sample Matrix Spike Duplicate					Run: CVAA-C202_070426B			04/26/07 13:43
Arsenic-III	0.0530	mg/L	0.0010	105	85	115	6.8	10	
Sample ID: 301-45-6	Laboratory Control Sample					Run: CVAA-C202_070426B			04/26/07 13:45
Arsenic-III	0.0512	mg/L	0.0010	102	90	110			

Qualifiers:

RL - Analyte reporting limit.

ND - Not detected at the reporting limit.



QA/QC Summary Report

Client: United Nuclear Corp
Project: Zone 1

Revised Date: 08/10/07
Report Date: 05/09/07
Work Order: C07040670

Analyte	Result	Units	RL	%REC	Low Limit	High Limit	RPD	RPDLimit	Qual
Method: A3114 B							Batch: SEIV3114-070425		
Sample ID: MBLK	Method Blank					Run: CVAA-C202_070425C			04/25/07 16:05
Selenium-IV	ND	mg/L	0.0002						
Sample ID: C07040669-002CMS	Sample Matrix Spike					Run: CVAA-C202_070425C			04/25/07 16:28
Selenium-IV	0.0540	mg/L	0.0010	108	85	115			
Sample ID: C07040669-002CMSD	Sample Matrix Spike Duplicate					Run: CVAA-C202_070425C			04/25/07 16:31
Selenium-IV	0.0539	mg/L	0.0010	108	85	115	0.2	10	
Sample ID: 301-45-6	Laboratory Control Sample					Run: CVAA-C202_070425C			04/25/07 16:33
Selenium-IV	0.0545	mg/L	0.0010	108	90	110			
Method: A4500-H B							Analytical Run: ORION555A_070416A		
Sample ID: ICV1_070416_1	Initial Calibration Verification Standard								04/16/07 09:44
pH	6.90	s.u.	0.010	101	98	102			
Method: A4500-H B							Batch: 070416_1_PH-W		
Sample ID: C07040673-001ADUP	Sample Duplicate					Run: ORION555A_070416A			04/16/07 10:32
pH	7.71	s.u.	0.010				0.5	10	
Method: A4500-NH3 G							Batch: A2007-04-17_1_NH3_01		
Sample ID: C07040656-008BMS	Sample Matrix Spike					Run: TECHNICON_070417A			04/17/07 11:00
Nitrogen, Ammonia as N	2.35	mg/L	0.050	99	80	120			
Sample ID: C07040656-008BMSD	Sample Matrix Spike Duplicate					Run: TECHNICON_070417A			04/17/07 11:01
Nitrogen, Ammonia as N	2.36	mg/L	0.050	99	80	120	0.4	20	
Sample ID: MBLK-32	Method Blank					Run: TECHNICON_070417A			04/17/07 11:18
Nitrogen, Ammonia as N	0.04	mg/L	0.02						
Sample ID: LCS-33	Laboratory Control Sample					Run: TECHNICON_070417A			04/17/07 11:20
Nitrogen, Ammonia as N	20.0	mg/L	0.20	100	80	120			

Qualifiers:

RL - Analyte reporting limit.

ND - Not detected at the reporting limit.



QA/QC Summary Report

Client: United Nuclear Corp

Project: Zone 1

Revised Date: 08/10/07

Report Date: 05/09/07

Work Order: C07040670

Analyte	Result	Units	RL	%REC	Low Limit	High Limit	RPD	RPDLimit	Qual
Method: E200.7							Batch: R82439		
Sample ID: LFB-ICP25214	Laboratory Fortified Blank			Run: ICP1-C_070419A			04/19/07 14:08		
Aluminum	1.74	mg/L	0.10	87	85	125			
Calcium	50.4	mg/L	0.50	101	85	125			
Magnesium	51.2	mg/L	0.50	102	85	125			
Sodium	48.7	mg/L	0.50	97	85	125			
Sample ID: lfb-cl-so4	Laboratory Fortified Blank			Run: ICP1-C_070419A			04/19/07 14:18		
Chloride	50.8	mg/L	1.0	101	85	115			
Sulfate	51.5	mg/L	1.0	103	85	115			
Sample ID: LRB	Method Blank			Run: ICP1-C_070419A			04/19/07 14:21		
Aluminum	ND	mg/L	0.008						
Calcium	ND	mg/L	0.04						
Chloride	ND	mg/L	0.3						
Magnesium	ND	mg/L	0.04						
Potassium	0.09	mg/L	0.08						
Sodium	0.1	mg/L	0.06						
Sulfate	ND	mg/L	0.3						
Sample ID: C07040670-001CMS	Sample Matrix Spike			Run: ICP1-C_070419A			04/19/07 16:06		
Aluminum	3.71	mg/L	0.10	74	70	130			
Calcium	1070	mg/L	1.1	97	70	130			
Magnesium	1070	mg/L	1.1	90	70	130			
Potassium	1400	mg/L	0.84	99	70	130			
Sodium	928	mg/L	1.2	93	70	130			
Sample ID: C07040670-001CMSD	Sample Matrix Spike Duplicate			Run: ICP1-C_070419A			04/19/07 16:09		
Aluminum	3.77	mg/L	0.10	75	70	130	1.7	20	
Calcium	1060	mg/L	1.1	95	70	130	0.8	20	
Magnesium	1050	mg/L	1.1	88	70	130	1.2	20	
Potassium	1400	mg/L	0.84	99	70	130	0.1	20	
Sodium	918	mg/L	1.2	91	70	130	1.1	20	
Sample ID: LFB-ICP25214	Laboratory Fortified Blank			Run: ICP1-C_070419A			04/19/07 19:10		
Calcium	50.5	mg/L	0.50	101	85	125			
Magnesium	50.4	mg/L	0.50	101	85	125			
Potassium	47.9	mg/L	0.50	96	85	125			
Sodium	48.4	mg/L	0.50	97	85	125			
Sample ID: lfb-cl-so4	Laboratory Fortified Blank			Run: ICP1-C_070419A			04/19/07 19:20		
Chloride	50.6	mg/L	1.0	100	85	115			
Sulfate	51.3	mg/L	1.0	103	85	115			

Qualifiers:

RL - Analyte reporting limit.

ND - Not detected at the reporting limit.



QA/QC Summary Report

Client: United Nuclear Corp

Project: Zone 1

Revised Date: 08/10/07

Report Date: 05/09/07

Work Order: C07040670

Analyte	Result	Units	RL	%REC	Low Limit	High Limit	RPD	RPDLimit	Qual
Method: E200.7							Batch: R82439		
Sample ID: LRB		Method Blank		Run: ICP1-C_070419A			04/19/07 19:23		
Calcium	ND	mg/L	0.04						
Chloride	0.3	mg/L	0.3						
Magnesium	ND	mg/L	0.04						
Potassium	ND	mg/L	0.08						
Sodium	ND	mg/L	0.06						
Sulfate	ND	mg/L	0.3						

Qualifiers:

RL - Analyte reporting limit.

ND - Not detected at the reporting limit.



QA/QC Summary Report

Client: United Nuclear Corp

Project: Zone 1

Revised Date: 08/10/07

Report Date: 05/09/07

Work Order: C07040670

Analyte	Result	Units	RL	%REC	Low Limit	High Limit	RPD	RPDLimit	Qual
Method: E200.8									Batch: R82331
Sample ID: LRB	Method Blank		Run: ICPMS1-C_070417A				04/17/07 13:50		
Aluminum	ND	mg/L	0.0002						
Beryllium	ND	mg/L	3E-05						
Cadmium	ND	mg/L	0.0002						
Cobalt	ND	mg/L	3E-05						
Lead	ND	mg/L	2E-05						
Manganese	ND	mg/L	3E-05						
Molybdenum	0.0001	mg/L	7E-05						
Nickel	ND	mg/L	8E-05						
Uranium	ND	mg/L	4E-05						
Vanadium	ND	mg/L	9E-05						
Sample ID: LFB	Laboratory Fortified Blank		Run: ICPMS1-C_070417A				04/17/07 13:58		
Aluminum	0.0508	mg/L	0.0010	102	85	115			
Beryllium	0.0498	mg/L	0.0010	100	85	115			
Cadmium	0.0522	mg/L	0.0010	104	85	115			
Cobalt	0.0518	mg/L	0.0010	104	85	115			
Lead	0.0519	mg/L	0.0010	104	85	115			
Manganese	0.0518	mg/L	0.0010	104	85	115			
Molybdenum	0.0530	mg/L	0.0010	106	85	115			
Nickel	0.0519	mg/L	0.0010	104	85	115			
Uranium	0.0524	mg/L	0.00030	105	85	115			
Vanadium	0.0518	mg/L	0.0010	104	85	115			
Sample ID: C07040669-002CMS4	Post Digestion Spike		Run: ICPMS1-C_070417A				04/18/07 03:53		
Beryllium	0.309	mg/L	0.010	104	70	130			
Cadmium	0.271	mg/L	0.010	104	70	130			
Cobalt	0.976	mg/L	0.010	107	70	130			
Lead	0.277	mg/L	0.050	105	70	130			
Manganese	17.1	mg/L	0.010		70	130			A
Molybdenum	0.286	mg/L	0.10	110	70	130			
Nickel	0.908	mg/L	0.050	102	70	130			
Uranium	0.281	mg/L	0.00030	108	70	130			
Vanadium	0.263	mg/L	0.10	105	70	130			
Sample ID: C07040669-002CMSD4	Post Digestion Spike Duplicate		Run: ICPMS1-C_070417A				04/18/07 04:00		
Beryllium	0.300	mg/L	0.010	100	70	130	2.9	20	
Cadmium	0.276	mg/L	0.010	106	70	130	1.8	20	
Cobalt	0.959	mg/L	0.010	101	70	130	1.8	20	
Lead	0.274	mg/L	0.050	104	70	130	0.9	20	
Manganese	17.2	mg/L	0.010		70	130	0.6	20	A
Molybdenum	0.285	mg/L	0.10	110	70	130	0.4	20	

Qualifiers:

RL - Analyte reporting limit.

ND - Not detected at the reporting limit.

A - The analyte level was greater than four times the spike level. In accordance with the method % recovery is not calculated.



QA/QC Summary Report

Client: United Nuclear Corp

Project: Zone 1

Revised Date: 08/10/07

Report Date: 05/09/07

Work Order: C07040670

Analyte	Result	Units	RL	%REC	Low Limit	High Limit	RPD	RPDLimit	Qual
Method: E200.8									Batch: R82331
Sample ID: C07040669-002CMSD4	Post Digestion Spike Duplicate				Run: ICPMS1-C_070417A			04/18/07 04:00	
Nickel	0.898	mg/L	0.050	98	70	130	1.1	20	
Uranium	0.274	mg/L	0.00030	105	70	130	2.6	20	
Vanadium	0.262	mg/L	0.10	105	70	130	0.5	20	

Qualifiers:

RL - Analyte reporting limit.

ND - Not detected at the reporting limit.



QA/QC Summary Report

Client: United Nuclear Corp

Project: Zone 1

Revised Date: 08/10/07

Report Date: 05/09/07

Work Order: C07040670

Analyte	Result	Units	RL	%REC	Low Limit	High Limit	RPD	RPDLimit	Qual
Method: E200.8									
Batch: R82374									
Sample ID: LRB	Method Blank			Run: ICPMS1-C_070418B			04/18/07 12:51		
Aluminum	ND	mg/L	0.0002						
Beryllium	ND	mg/L	3E-05						
Cadmium	ND	mg/L	0.0002						
Cobalt	ND	mg/L	3E-05						
Lead	ND	mg/L	2E-05						
Manganese	ND	mg/L	3E-05						
Molybdenum	8E-05	mg/L	7E-05						
Nickel	ND	mg/L	8E-05						
Uranium	ND	mg/L	4E-05						
Vanadium	ND	mg/L	9E-05						
Sample ID: LFB	Laboratory Fortified Blank			Run: ICPMS1-C_070418B			04/18/07 12:59		
Aluminum	0.0550	mg/L	0.0010	110	85	115			
Beryllium	0.0516	mg/L	0.0010	103	85	115			
Cadmium	0.0515	mg/L	0.0010	103	85	115			
Cobalt	0.0529	mg/L	0.0010	106	85	115			
Lead	0.0528	mg/L	0.0010	106	85	115			
Manganese	0.0519	mg/L	0.0010	104	85	115			
Molybdenum	0.0522	mg/L	0.0010	104	85	115			
Nickel	0.0516	mg/L	0.0010	103	85	115			
Uranium	0.0526	mg/L	0.00030	105	85	115			
Vanadium	0.0528	mg/L	0.0010	106	85	115			
Sample ID: C07040708-004AMS4	Post Digestion Spike			Run: ICPMS1-C_070418B			04/19/07 03:14		
Aluminum	0.0522	mg/L	0.10	101	70	130			
Beryllium	0.0468	mg/L	0.010	94	70	130			
Cadmium	0.0504	mg/L	0.010	101	70	130			
Cobalt	0.0488	mg/L	0.010	97	70	130			
Lead	0.0569	mg/L	0.050	103	70	130			
Manganese	0.0574	mg/L	0.010	100	70	130			
Molybdenum	0.0550	mg/L	0.10	107	70	130			
Nickel	0.0538	mg/L	0.050	98	70	130			
Uranium	0.131	mg/L	0.00030	104	70	130			
Vanadium	0.0538	mg/L	0.10	104	70	130			
Sample ID: C07040708-004AMSD4	Post Digestion Spike Duplicate			Run: ICPMS1-C_070418B			04/19/07 03:21		
Aluminum	0.0474	mg/L	0.10	91	70	130	0.0	20	
Beryllium	0.0475	mg/L	0.010	95	70	130	1.6	20	
Cadmium	0.0497	mg/L	0.010	99	70	130	1.4	20	
Cobalt	0.0486	mg/L	0.010	97	70	130	0.4	20	
Lead	0.0569	mg/L	0.050	103	70	130	0.0	20	

Qualifiers:

RL - Analyte reporting limit.

ND - Not detected at the reporting limit.



QA/QC Summary Report

Client: United Nuclear Corp

Project: Zone 1

Revised Date: 08/10/07

Report Date: 05/09/07

Work Order: C07040670

Analyte	Result	Units	RL	%REC	Low Limit	High Limit	RPD	RPDLimit	Qual
Method: E200.8									Batch: R82374
Sample ID: C07040708-004AMSD4 Post Digestion Spike Duplicate									Run: ICPMS1-C_070418B 04/19/07 03:21
Manganese	0.0566	mg/L	0.010	98	70	130	1.4	20	
Molybdenum	0.0541	mg/L	0.10	105	70	130	0.0	20	
Nickel	0.0530	mg/L	0.050	96	70	130	1.6	20	
Uranium	0.132	mg/L	0.00030	106	70	130	1.1	20	
Vanadium	0.0539	mg/L	0.10	104	70	130	0.0	20	
Method: E353.2									Batch: A2007-04-16_1_NO3_01
Sample ID: C07040673-002BMS Sample Matrix Spike									Run: TECHNICON_070416A 04/16/07 14:22
Nitrogen, Nitrate+Nitrite as N	3.09	mg/L	0.10	102	90	110			
Sample ID: C07040673-002BMSD Sample Matrix Spike Duplicate									Run: TECHNICON_070416A 04/16/07 14:25
Nitrogen, Nitrate+Nitrite as N	3.07	mg/L	0.10	101	90	110	0.6	10	
Sample ID: MBLK-63 Method Blank									Run: TECHNICON_070416A 04/16/07 14:45
Nitrogen, Nitrate+Nitrite as N	ND	mg/L	0.03						
Sample ID: LCS-64 Laboratory Control Sample									Run: TECHNICON_070416A 04/16/07 14:47
Nitrogen, Nitrate+Nitrite as N	2.59	mg/L	0.10	102	90	110			

Qualifiers:

RL - Analyte reporting limit.

ND - Not detected at the reporting limit.



QA/QC Summary Report

Client: United Nuclear Corp

Project: Zone 1

Revised Date: 08/10/07

Report Date: 05/09/07

Work Order: C07040670

Analyte	Result	Units	RL	%REC	Low Limit	High Limit	RPD	RPDLimit	Qual
Method: E624									
Batch: R82542									
Sample ID: 20-Apr-07_LCS_2	Laboratory Control Sample			Run: GCMS2_070420B			04/20/07 12:41		
Bromodichloromethane	4.92	ug/L	1.0	98	70	130			
Bromoform	5.04	ug/L	1.0	101	70	130			
Chlorodibromomethane	4.88	ug/L	1.0	98	70	130			
Chloroform	5.04	ug/L	1.0	101	70	130			
Trihalomethanes, Total	19.9	ug/L	1.0	99	70	130			
Surr: 1,2-Dichlorobenzene-d4			1.0	99	80	120			
Surr: Dibromofluoromethane			1.0	94	80	120			
Surr: p-Bromofluorobenzene			1.0	100	80	120			
Surr: Toluene-d8			1.0	99	80	120			
- One analyte is outside of acceptance range. The sample meets the remainder of the QA criteria, therefore this batch is approved.									
Sample ID: C07040670-002EMS	Sample Matrix Spike			Run: GCMS2_070420B			04/20/07 22:48		
Bromodichloromethane	226	ug/L	10	113	70	130			
Bromoform	226	ug/L	10	113	70	130			
Chlorodibromomethane	219	ug/L	10	110	70	130			
Chloroform	354	ug/L	10	113	70	130			
Trihalomethanes, Total	1020	ug/L	10	112	70	130			
Surr: 1,2-Dichlorobenzene-d4			1.0	98	80	120			
Surr: Dibromofluoromethane			1.0	97	80	120			
Surr: p-Bromofluorobenzene			1.0	102	80	120			
Surr: Toluene-d8			1.0	99	80	120			
- Spike recovery is high for one analyte. This is a matrix related bias since the MS MSD pair both exhibit this same behavior yet have an acceptable RPD.									
Sample ID: C07040670-002EMSD	Sample Matrix Spike Duplicate			Run: GCMS2_070420B			04/20/07 23:26		
Bromodichloromethane	227	ug/L	10	114	70	130	0.7	20	
Bromoform	225	ug/L	10	112	70	130	0.4	20	
Chlorodibromomethane	218	ug/L	10	109	70	130	0.7	20	
Chloroform	353	ug/L	10	113	70	130	0.2	20	
Trihalomethanes, Total	1020	ug/L	10	112	70	130	0.2	20	
Surr: 1,2-Dichlorobenzene-d4			1.0	98	80	120	0.0	10	
Surr: Dibromofluoromethane			1.0	92	80	120	0.0	10	
Surr: p-Bromofluorobenzene			1.0	102	80	120	0.0	10	
Surr: Toluene-d8			1.0	97	80	120	0.0	10	
- Spike recovery is high for one analyte. This is a matrix related bias since the MS MSD pair both exhibit this same behavior yet have an acceptable RPD.									
Sample ID: 20-Apr-07_MBLK_5	Method Blank			Run: GCMS2_070420B			04/20/07 14:40		
Bromodichloromethane	ND	ug/L	0.5						
Bromoform	ND	ug/L	0.5						
Chlorodibromomethane	ND	ug/L	0.5						
Chloroform	ND	ug/L	0.5						
Trihalomethanes, Total	ND	ug/L	0.5						
Surr: 1,2-Dichlorobenzene-d4				98	80	120			
Surr: Dibromofluoromethane				92	80	120			

Qualifiers:

RL - Analyte reporting limit.

ND - Not detected at the reporting limit.



QA/QC Summary Report

Client: United Nuclear Corp

Project: Zone 1

Revised Date: 08/10/07

Report Date: 05/09/07

Work Order: C07040670

Analyte	Result	Units	RL	%REC	Low Limit	High Limit	RPD	RPDLimit	Qual
Method: E624 Batch: R82542									
Sample ID: 20-Apr-07_MBLK_5	Method Blank					Run: GCMS2_070420B			04/20/07 14:40
Surr: p-Bromofluorobenzene				102	80	120			
Surr: Toluene-d8				98	80	120			
Method: E900.1 Batch: GA-0046									
Sample ID: LCS-GA-0046	Laboratory Control Sample					Run: G5000W_070424B			04/27/07 14:41
Gross Alpha minus Rn & U	21.2pCi/L		1.0	101	70	130			
Sample ID: MB-GA-0046	Method Blank					Run: G5000W_070424B			04/27/07 14:41
Gross Alpha minus Rn & U	ND pCi/L		1						
Sample ID: C07040656-001CDUP	Sample Duplicate					Run: G5000W_070424B			04/27/07 14:41
Gross Alpha minus Rn & U	1.28pCi/L		1.0				20	102.5	
Sample ID: C07040656-002CMS	Sample Matrix Spike					Run: G5000W_070424B			04/27/07 14:41
Gross Alpha minus Rn & U	19.8pCi/L		1.0	94	70	130			
Method: E903.0 Batch: RA226-2005									
Sample ID: C07040641-001AMS	Sample Matrix Spike					Run: BERTHOLD 770_070416B			04/30/07 14:12
Radium 226	28 pCi/L		0.20	90	70	130			
Sample ID: C07040641-001AMSD	Sample Matrix Spike Duplicate					Run: BERTHOLD 770_070416B			04/30/07 14:12
Radium 226	25 pCi/L		0.20	79	70	130	13	29.7	
Sample ID: MB-RA226-2005	Method Blank					Run: BERTHOLD 770_070416B			04/30/07 15:52
Radium 226	ND pCi/L		0.2						
Sample ID: LCS-RA226-2005	Laboratory Control Sample					Run: BERTHOLD 770_070416B			05/01/07 07:43
Radium 226	11 pCi/L		0.20	87	70	130			
Method: E907.0 Batch: R82751									
Sample ID: LCS-R82751	Laboratory Control Sample					Run: EGG-ORTEC_070423A			04/23/07 15:00
Thorium 230	4.50pCi/L		0.20	92	70	130			
Sample ID: C07040598-001AMS	Sample Matrix Spike					Run: EGG-ORTEC_070423A			04/23/07 15:00
Thorium 230	15.0pCi/L		0.20	91	70	130			
Sample ID: C07040598-001AMSD	Sample Matrix Spike Duplicate					Run: EGG-ORTEC_070423A			04/23/07 15:00
Thorium 230	14.3pCi/L		0.20	87	70	130			
Sample ID: MB-RA-TH-ISO-0217	Method Blank					Run: EGG-ORTEC_070423A			04/23/07 15:00
Thorium 230	ND pCi/L		0.2						

Qualifiers:

RL - Analyte reporting limit.

ND - Not detected at the reporting limit.



QA/QC Summary Report

Client: United Nuclear Corp
Project: Zone 1

Revised Date: 08/10/07
Report Date: 05/09/07
Work Order: C07040670

Analyte	Result	Units	RL	%REC	Low Limit	High Limit	RPD	RPDLimit	Qual
Method: NERHL-65-4									Batch: R82846
Sample ID: C07040670-004Dms	Sample Matrix Spike								Run: PACKARD 3100TR_070418B 04/18/07 12:00
Lead 210	410	pCi/L	1.0	100	70	130			
Sample ID: MB-R82846	Method Blank								Run: PACKARD 3100TR_070418B 04/18/07 12:00
Lead 210	ND	pCi/L	1						
Sample ID: LCS-R82846	Laboratory Control Sample								Run: PACKARD 3100TR_070418B 04/18/07 12:00
Lead 210	53	pCi/L	1.0	73	70	130			
Method: RA-05									Batch: RA228-1608
Sample ID: LCS-228-RA226-2005	Laboratory Control Sample								Run: TENNELEC-3_070416C 04/24/07 14:45
Radium 228	7.2	pCi/L	1.0	92	70	130			
Sample ID: MB-RA226-2005	Method Blank								Run: TENNELEC-3_070416C 04/24/07 14:45
Radium 228	ND	pCi/L	1						
Sample ID: C07040641-011AMS	Sample Matrix Spike								Run: TENNELEC-3_070416C 04/24/07 14:45
Radium 228	17	pCi/L	1.0	86	70	130			
Sample ID: C07040641-011AMSD	Sample Matrix Spike Duplicate								Run: TENNELEC-3_070416C 04/24/07 14:45
Radium 228	18	pCi/L	1.0	92	70	130	7.2	36.7	

Qualifiers:

RL - Analyte reporting limit.

ND - Not detected at the reporting limit.



ANALYTICAL SUMMARY REPORT

June 07, 2007

United Nuclear Corp
PO Box 3077
Gallup, NM 87305

Workorder No.: C07040990

Project Name: Zone 1


Energy Laboratories, Inc. received the following 7 samples from United Nuclear Corp on 4/20/2007 for analysis.

Sample ID	Client Sample ID	Collect Date	Receive Date	Matrix	Test
C07040990-001	EPA-4	04/16/07 09:26	04/20/07	Aqueous	Metals by ICP/ICPMS, Total Alkalinity QA Calculations Arsenic-III, Total Selenium-IV, Total Nitrogen, Ammonia Nitrogen, Nitrate + Nitrite pH Gross Alpha minus Rn222 and Uranium Lead 210, Total Radium 226, Total Radium 228, Total Thorium, Isotopic Solids, Total Dissolved E624 Purgeable Organics
C07040990-002	EPA-5	04/16/07 10:34	04/20/07	Aqueous	Same As Above
C07040990-003	EPA-7	04/16/07 11:02	04/20/07	Aqueous	Same As Above
C07040990-004	TWQ-142	04/16/07 13:02	04/20/07	Aqueous	Same As Above
C07040990-005	EPA-2	04/16/07 14:29	04/20/07	Aqueous	Same As Above
C07040990-006	EPA-2 Duplicate	04/16/07 14:50	04/20/07	Aqueous	Same As Above
C07040990-007	504-B	04/17/07 11:01	04/20/07	Aqueous	Same As Above

There were no problems with the analyses and all data for associated QC met EPA or laboratory specifications except where noted in the Case Narrative or Report.

If you have any questions regarding these tests results, please call.

Report Approved By:


ROGER G. LUNDY
LABORATORY SUPERVISOR



QA/QC Summary Report

Client: United Nuclear Corp

Project: Zone 1

Report Date: 06/07/07

Work Order: C07040990

Analyte	Result	Units	RL	%REC	Low Limit	High Limit	RPD	RPDLimit	Qual
Method: A2320 B							Batch: 070423_1_ALK-W		
Sample ID: MBLK1_070423_1	Method Blank				Run: TTR-ALK_070423A			04/23/07 08:09	
Alkalinity, Total as CaCO ₃	ND	mg/L	0.2						
Bicarbonate as HCO ₃	ND	mg/L	1						
Sample ID: LCS11_070423_1	Laboratory Control Sample				Run: TTR-ALK_070423A			04/23/07 08:20	
Alkalinity, Total as CaCO ₃	4900	mg/L	1.0	98	90	110			
Sample ID: C07040985-010CMS	Sample Matrix Spike				Run: TTR-ALK_070423A			04/23/07 08:49	
Alkalinity, Total as CaCO ₃	424	mg/L	1.0	99	90	110			
Sample ID: C07040985-010CMSD	Sample Matrix Spike Duplicate				Run: TTR-ALK_070423A			04/23/07 08:50	
Alkalinity, Total as CaCO ₃	424	mg/L	1.0	99	90	110	0.0	10	
Method: A2540 C							Batch: 070423A-SLDS-TDS-W		
Sample ID: MBLK1_070423A	Method Blank				Run: BAL-1_070423B			04/23/07 15:46	
Solids, Total Dissolved TDS @ 180 C	ND	mg/L	6						
Sample ID: LCS1_070423A	Laboratory Control Sample				Run: BAL-1_070423B			04/23/07 15:46	
Solids, Total Dissolved TDS @ 180 C	1010	mg/L	10	101	90	110			
Sample ID: C07040987-007BMS	Sample Matrix Spike				Run: BAL-1_070423B			04/23/07 15:53	
Solids, Total Dissolved TDS @ 180 C	9830	mg/L	10	104	90	110			
Sample ID: C07040987-007BMSD	Sample Matrix Spike Duplicate				Run: BAL-1_070423B			04/23/07 15:53	
Solids, Total Dissolved TDS @ 180 C	9810	mg/L	10	103	90	110	0.2	10	
Sample ID: C07040985-001CMS	Sample Matrix Spike				Run: BAL-1_070423B			04/23/07 15:57	
Solids, Total Dissolved TDS @ 180 C	3210	mg/L	10	99	90	110			
Sample ID: C07040985-001CMSD	Sample Matrix Spike Duplicate				Run: BAL-1_070423B			04/23/07 15:57	
Solids, Total Dissolved TDS @ 180 C	3200	mg/L	10	98	90	110	0.1	10	

Qualifiers:

RL - Analyte reporting limit.

ND - Not detected at the reporting limit.



QA/QC Summary Report

Client: United Nuclear Corp
Project: Zone 1

Report Date: 06/07/07
Work Order: C07040990

Analyte	Result	Units	RL	%REC	Low Limit	High Limit	RPD	RPDLimit	Qual
Method: A3114 B					Batch: ASIII-3114-070505				
Sample ID: MBLK	Method Blank				Run: CVAA-C202_070505A				05/05/07 12:17
Arsenic-III	ND	mg/L	0.0006						
Sample ID: C07040987-008E MS					Run: CVAA-C202_070505A				05/05/07 12:49
Arsenic-III	0.0604	mg/L	0.0010	121	85	115			S
- Matrix spike recoveries outside the acceptance criteria of 85 to 115 percent are considered matrix related, not system related. Reported values are within method specifications.									
Sample ID: C07040987-008E MSD					Run: CVAA-C202_070505A				05/05/07 12:51
Arsenic-III	0.0612	mg/L	0.0010	122	85	115	1.3	10	S
- Matrix spike duplicate recoveries outside the acceptance criteria of 85 to 115 percent are considered matrix related, not system related. Reported values are within method specifications.									
Sample ID: 301-45-6					Run: CVAA-C202_070505A				05/05/07 12:59
Arsenic-III	0.0460	mg/L	0.0010	92	90	110			
Method: A3114 B					Batch: ASIII-3114-070508				
Sample ID: MBLK	Method Blank				Run: CVAA-C202_070508A				05/08/07 14:26
Arsenic-III	ND	mg/L	0.0006						
Sample ID: C07040990-007E MS					Run: CVAA-C202_070508A				05/08/07 14:35
Arsenic-III	0.0515	mg/L	0.0010	77	85	115			S
- Matrix spike recoveries outside the acceptance criteria of 85 to 115 percent are considered matrix related, not system related. Reported values are within method specifications.									
Sample ID: C07040990-007E MSD					Run: CVAA-C202_070508A				05/08/07 14:38
Arsenic-III	0.0531	mg/L	0.0010	80	85	115	3.0	10	S
- Matrix spike duplicate recoveries outside the acceptance criteria of 85 to 115 percent are considered matrix related, not system related. Reported values are within method specifications.									
Sample ID: 301-45-6					Run: CVAA-C202_070508A				05/08/07 14:40
Arsenic-III	0.0509	mg/L	0.0010	102	90	110			
Method: A3114 B					Batch: SEIV3114-070511				
Sample ID: MBLK	Method Blank				Run: CVAA-C202_070511A				05/11/07 08:24
Selenium-IV	ND	mg/L	0.0002						
Sample ID: C07040990-007E MS					Run: CVAA-C202_070511A				05/11/07 08:51
Selenium-IV	0.0505	mg/L	0.0010	101	85	115			
Sample ID: C07040990-007E MSD					Run: CVAA-C202_070511A				05/11/07 08:53
Selenium-IV	0.0511	mg/L	0.0010	102	85	115	1.1	10	
Sample ID: 301-45-6					Run: CVAA-C202_070511A				05/11/07 08:55
Selenium-IV	0.0523	mg/L	0.0010	105	90	110			

Qualifiers:

RL - Analyte reporting limit.

ND - Not detected at the reporting limit.

S - Spike recovery outside of advisory limits.



QA/QC Summary Report

Client: United Nuclear Corp
Project: Zone 1

Report Date: 06/07/07
Work Order: C07040990

Analyte	Result	Units	RL	%REC	Low Limit	High Limit	RPD	RPDLimit	Qual
Method: A4500-H B							Analytical Run: ORION555A_070423A		
Sample ID: ICV1_070423_1	Initial Calibration Verification Standard								04/23/07 09:25
pH	6.88	s.u.	0.010	100	98	102			
Method: A4500-H B							Batch: 070423_1_PH-W		
Sample ID: C07040987-007BDUP	Sample Duplicate				Run: ORION555A_070423A			04/23/07 10:04	
pH	6.39	s.u.	0.010				0.3	10	
Sample ID: C07040990-007BDUP	Sample Duplicate				Run: ORION555A_070423A			04/23/07 10:28	
pH	4.46	s.u.	0.010				0.2	10	
Method: A4500-NH3 G							Batch: A2007-04-24_1_NH3_01		
Sample ID: MBLK-1	Method Blank				Run: TECHNICON_070424A			04/24/07 08:48	
Nitrogen, Ammonia as N	0.04	mg/L	0.02						
Sample ID: LCS-2	Laboratory Control Sample				Run: TECHNICON_070424A			04/24/07 08:50	
Nitrogen, Ammonia as N	19.6	mg/L	0.20	98	80	120			
Sample ID: C07040990-003DMS	Sample Matrix Spike				Run: TECHNICON_070424A			04/24/07 14:20	
Nitrogen, Ammonia as N	2.35	mg/L	0.050	106	80	120			
Sample ID: C07040990-003DMSD	Sample Matrix Spike Duplicate				Run: TECHNICON_070424A			04/24/07 14:28	
Nitrogen, Ammonia as N	2.35	mg/L	0.050	106	80	120	0.0	20	
Sample ID: C07040987-009DMS	Sample Matrix Spike				Run: TECHNICON_070424A			04/24/07 14:38	
Nitrogen, Ammonia as N	1.84	mg/L	0.050	92	80	120			
Sample ID: C07040987-009DMSD	Sample Matrix Spike Duplicate				Run: TECHNICON_070424A			04/24/07 14:40	
Nitrogen, Ammonia as N	1.85	mg/L	0.050	93	80	120	0.5	20	

Qualifiers:

RL - Analyte reporting limit.

ND - Not detected at the reporting limit.



QA/QC Summary Report

Client: United Nuclear Corp

Project: Zone 1

Report Date: 06/07/07

Work Order: C07040990

Analyte	Result	Units	RL	%REC	Low Limit	High Limit	RPD	RPDLimit	Qual
Method: A4500-NH3 G			Batch: A2007-04-25_1_NH3_01						
Sample ID: MBLK-1	Method Blank				Run: TECHNICON_070425A		04/25/07 09:36		
Nitrogen, Ammonia as N	ND	mg/L	0.02						
Sample ID: LCS-2	Laboratory Control Sample				Run: TECHNICON_070425A		04/25/07 09:38		
Nitrogen, Ammonia as N	19.6	mg/L	0.20	98	80	120			
Sample ID: C07040985-005AMS	Sample Matrix Spike				Run: TECHNICON_070425A		04/25/07 10:20		
Nitrogen, Ammonia as N	2.62	mg/L	0.050	93	80	120			
Sample ID: C07040985-005AMSD	Sample Matrix Spike Duplicate				Run: TECHNICON_070425A		04/25/07 10:22		
Nitrogen, Ammonia as N	2.64	mg/L	0.050	94	80	120	0.8	20	
Sample ID: C07041082-001CMS	Sample Matrix Spike				Run: TECHNICON_070425A		04/25/07 10:54		
Nitrogen, Ammonia as N	2.25	mg/L	0.050	108	80	120			
Sample ID: C07041082-001CMSD	Sample Matrix Spike Duplicate				Run: TECHNICON_070425A		04/25/07 10:56		
Nitrogen, Ammonia as N	2.19	mg/L	0.050	105	80	120	2.7	20	

Qualifiers:

RL - Analyte reporting limit.

ND - Not detected at the reporting limit.



QA/QC Summary Report

Client: United Nuclear Corp

Project: Zone 1

Report Date: 06/07/07

Work Order: C07040990

Analyte	Result	Units	RL	%REC	Low Limit	High Limit	RPD	RPDLimit	Qual
Method: E200.7							Batch: R82754		
Sample ID: LFB-ICP25214	Laboratory Fortified Blank			Run: ICP1-C_070426A			04/26/07 09:46		
Aluminum	1.89	mg/L	0.10	95	85	125			
Calcium	49.0	mg/L	0.50	98	85	125			
Magnesium	50.1	mg/L	0.50	100	85	125			
Potassium	46.5	mg/L	0.50	93	85	125			
Sodium	47.3	mg/L	0.50	95	85	125			
Sample ID: LFB-CL-SO4	Laboratory Fortified Blank			Run: ICP1-C_070426A			04/26/07 09:56		
Chloride	49.4	mg/L	1.0	98	85	115			
Sulfate	51.0	mg/L	1.0	102	85	115			
Sample ID: LRB	Method Blank			Run: ICP1-C_070426A			04/26/07 09:59		
Aluminum	ND	mg/L	0.008						
Calcium	ND	mg/L	0.04						
Chloride	0.5	mg/L	0.3						
Magnesium	ND	mg/L	0.04						
Potassium	ND	mg/L	0.08						
Sodium	0.1	mg/L	0.06						
Sulfate	ND	mg/L	0.3						
Sample ID: C07040990-001EMS	Sample Matrix Spike			Run: ICP1-C_070426A			04/26/07 13:40		
Aluminum	4.74	mg/L	0.10	95	70	130			
Calcium	1010	mg/L	1.1	93	70	130			
Chloride	522	mg/L	1.0	96	70	130			
Magnesium	855	mg/L	1.1	93	70	130			
Potassium	1360	mg/L	0.84	96	70	130			
Sodium	639	mg/L	1.2	90	70	130			
Sulfate	3520	mg/L	2.3		70	130			A
Sample ID: C07040990-001EMSD	Sample Matrix Spike Duplicate			Run: ICP1-C_070426A			04/26/07 13:43		
Aluminum	4.66	mg/L	0.10	93	70	130	1.5	20	
Calcium	1040	mg/L	1.1	99	70	130	2.7	20	
Chloride	514	mg/L	1.0	95	70	130	1.5	20	
Magnesium	882	mg/L	1.1	98	70	130	3.1	20	
Potassium	1360	mg/L	0.84	97	70	130	0.1	20	
Sodium	643	mg/L	1.2	91	70	130	0.6	20	
Sulfate	3510	mg/L	2.3		70	130	0.1	20	A
Sample ID: LFB-ICP25214	Laboratory Fortified Blank			Run: ICP1-C_070426A			04/26/07 19:19		
Aluminum	1.92	mg/L	0.10	96	85	125			
Calcium	49.6	mg/L	0.50	99	85	125			
Magnesium	49.9	mg/L	0.50	100	85	125			

Qualifiers:

RL - Analyte reporting limit.

ND - Not detected at the reporting limit.

A - The analyte level was greater than four times the spike level. In accordance with the method % recovery is not calculated.



QA/QC Summary Report

Client: United Nuclear Corp

Report Date: 06/07/07

Project: Zone 1

Work Order: C07040990

Analyte	Result	Units	RL	%REC	Low Limit	High Limit	RPD	RPDLimit	Qual
Method: E200.7							Batch: R82754		
Sample ID: LFB-ICP25214		Laboratory Fortified Blank			Run: ICP1-C_070426A		04/26/07 19:19		
Potassium	47.3	mg/L	0.50	95	85	125			
Sodium	46.6	mg/L	0.50	93	85	125			

Qualifiers:

RL - Analyte reporting limit.

ND - Not detected at the reporting limit.



QA/QC Summary Report

Client: United Nuclear Corp

Project: Zone 1

Report Date: 06/07/07

Work Order: C07040990

Analyte	Result	Units	RL	%REC	Low Limit	High Limit	RPD	RPDLimit	Qual
Method: E200.7							Batch: R83022		
Sample ID: LFB-ICP25214	Laboratory Fortified Blank			Run: ICP1-C_070502B			05/02/07 11:45		
Calcium	50.3	mg/L	0.50	101	85	125			
Magnesium	51.1	mg/L	0.50	102	85	125			
Potassium	48.6	mg/L	0.50	97	85	125			
Sodium	47.3	mg/L	0.50	94	85	125			
Sample ID: LFB-CL-SO4	Laboratory Fortified Blank			Run: ICP1-C_070502B			05/02/07 11:56		
Chloride	53.2	mg/L	1.0	105	85	115			
Sulfate	53.5	mg/L	1.0	107	85	115			
Sample ID: LRB	Method Blank			Run: ICP1-C_070502B			05/02/07 11:59		
Calcium	ND	mg/L	0.04						
Chloride	0.5	mg/L	0.3						
Magnesium	ND	mg/L	0.04						
Potassium	ND	mg/L	0.08						
Sodium	0.08	mg/L	0.06						
Sulfate	ND	mg/L	0.3						
Sample ID: C07040901-001CMS	Sample Matrix Spike			Run: ICP1-C_070502B			05/02/07 13:46		
Calcium	61.1	mg/L	0.50	102	70	130			
Chloride	60.9	mg/L	1.0	107	70	130			
Magnesium	53.1	mg/L	0.50	104	70	130			
Potassium	149	mg/L	0.50	105	70	130			
Sodium	159	mg/L	0.50	75	70	130			
Sulfate	207	mg/L	1.0	89	70	130			
Sample ID: C07040901-001CMSD	Sample Matrix Spike Duplicate			Run: ICP1-C_070502B			05/02/07 13:50		
Calcium	61.2	mg/L	0.50	102	70	130	0.2	20	
Chloride	62.1	mg/L	1.0	110	70	130	2.0	20	
Magnesium	53.2	mg/L	0.50	104	70	130	0.2	20	
Potassium	149	mg/L	0.50	105	70	130	0.2	20	
Sodium	160	mg/L	0.50	76	70	130	0.3	20	
Sulfate	208	mg/L	1.0	90	70	130	0.4	20	
Sample ID: LFB-ICP25214	Laboratory Fortified Blank			Run: ICP1-C_070502B			05/02/07 18:51		
Calcium	50.6	mg/L	0.50	101	85	125			
Magnesium	50.8	mg/L	0.50	102	85	125			
Potassium	48.0	mg/L	0.50	96	85	125			
Sodium	48.1	mg/L	0.50	96	85	125			
Sample ID: LFB-CL-SO4	Laboratory Fortified Blank			Run: ICP1-C_070502B			05/02/07 19:01		
Chloride	50.8	mg/L	1.0	101	85	115			
Sulfate	51.2	mg/L	1.0	102	85	115			

Qualifiers:

RL - Analyte reporting limit.

ND - Not detected at the reporting limit.



QA/QC Summary Report

Client: United Nuclear Corp

Report Date: 06/07/07

Project: Zone 1

Work Order: C07040990

Analyte	Result	Units	RL	%REC	Low Limit	High Limit	RPD	RPDLimit	Qual
Method: E200.7									Batch: R83022
Sample ID: LFB-CL-SO4	Laboratory Fortified Blank					Run: ICP1-C_070502B			05/02/07 19:01

Qualifiers:

RL - Analyte reporting limit.

ND - Not detected at the reporting limit.



QA/QC Summary Report

Client: United Nuclear Corp

Project: Zone 1

Report Date: 06/07/07

Work Order: C07040990

Analyte	Result	Units	RL	%REC	Low Limit	High Limit	RPD	RPDLimit	Qual
Method: E200.8							Batch: R82696		
Sample ID: LRB	Method Blank		Run: ICPMS1-C_070425A				04/25/07 12:35		
Beryllium	ND	mg/L	3E-05						
Cadmium	ND	mg/L	0.0002						
Cobalt	ND	mg/L	3E-05						
Lead	ND	mg/L	2E-05						
Manganese	ND	mg/L	3E-05						
Molybdenum	ND	mg/L	7E-05						
Nickel	ND	mg/L	8E-05						
Uranium	ND	mg/L	4E-05						
Vanadium	ND	mg/L	9E-05						
Sample ID: LFB	Laboratory Fortified Blank		Run: ICPMS1-C_070425A				04/25/07 12:42		
Beryllium	0.0501	mg/L	0.0010	100	85	115			
Cadmium	0.0521	mg/L	0.0010	104	85	115			
Cobalt	0.0519	mg/L	0.0010	104	85	115			
Lead	0.0529	mg/L	0.0010	106	85	115			
Manganese	0.0524	mg/L	0.0010	105	85	115			
Molybdenum	0.0524	mg/L	0.0010	105	85	115			
Nickel	0.0516	mg/L	0.0010	103	85	115			
Uranium	0.0519	mg/L	0.00030	104	85	115			
Vanadium	0.0519	mg/L	0.0010	104	85	115			
Sample ID: C07041060-003AMS	Sample Matrix Spike		Run: ICPMS1-C_070425A				04/25/07 17:58		
Beryllium	0.527	mg/L	0.0010	105	70	130			
Cadmium	0.519	mg/L	0.0042	104	70	130			
Cobalt	0.515	mg/L	0.0010	103	70	130			
Lead	0.528	mg/L	0.0011	104	70	130			
Manganese	0.621	mg/L	0.0010	101	70	130			
Molybdenum	0.549	mg/L	0.0018	105	70	130			
Nickel	0.529	mg/L	0.0010	100	70	130			
Uranium	0.538	mg/L	0.00038	107	70	130			
Vanadium	0.519	mg/L	0.0010	103	70	130			
Sample ID: C07041060-003AMSD	Sample Matrix Spike Duplicate		Run: ICPMS1-C_070425A				04/25/07 18:06		
Beryllium	0.516	mg/L	0.0010	103	70	130	2.1	20	
Cadmium	0.512	mg/L	0.0042	102	70	130	1.4	20	
Cobalt	0.503	mg/L	0.0010	100	70	130	2.4	20	
Lead	0.525	mg/L	0.0011	103	70	130	0.7	20	
Manganese	0.603	mg/L	0.0010	98	70	130	3.1	20	
Molybdenum	0.544	mg/L	0.0018	104	70	130	1.0	20	
Nickel	0.522	mg/L	0.0010	99	70	130	1.3	20	
Uranium	0.521	mg/L	0.00038	104	70	130	3.1	20	

Qualifiers:

RL - Analyte reporting limit.

ND - Not detected at the reporting limit.



QA/QC Summary Report

Client: United Nuclear Corp

Project: Zone 1

Report Date: 06/07/07

Work Order: C07040990

Analyte	Result	Units	RL	%REC	Low Limit	High Limit	RPD	RPDLimit	Qual
Method: E200.8									Batch: R82696
Sample ID: C07041060-003AMSD	Sample Matrix Spike Duplicate			Run: ICPMS1-C_070425A				04/25/07 18:06	
Vanadium	0.513	mg/L	0.0010	102	70	130	1.2	20	
Sample ID: C07040990-001EMS4	Post Digestion Spike			Run: ICPMS1-C_070425A				04/26/07 03:15	
Beryllium	0.466	mg/L	0.010	93	70	130			
Cadmium	0.502	mg/L	0.010	100	70	130			
Cobalt	0.491	mg/L	0.010	98	70	130			
Lead	0.511	mg/L	0.050	102	70	130			
Manganese	3.76	mg/L	0.010		70	130			A
Molybdenum	0.548	mg/L	0.10	109	70	130			
Nickel	0.499	mg/L	0.050	99	70	130			
Uranium	0.509	mg/L	0.00038	102	70	130			
Vanadium	0.529	mg/L	0.10	106	70	130			
Sample ID: C07040990-001EMSD4	Post Digestion Spike Duplicate			Run: ICPMS1-C_070425A				04/26/07 03:22	
Beryllium	0.469	mg/L	0.010	94	70	130	0.7	20	
Cadmium	0.505	mg/L	0.010	101	70	130	0.7	20	
Cobalt	0.499	mg/L	0.010	100	70	130	1.6	20	
Lead	0.517	mg/L	0.050	103	70	130	1.2	20	
Manganese	3.76	mg/L	0.010		70	130	0.1	20	A
Molybdenum	0.538	mg/L	0.10	107	70	130	1.7	20	
Nickel	0.503	mg/L	0.050	100	70	130	0.8	20	
Uranium	0.513	mg/L	0.00038	103	70	130	0.9	20	
Vanadium	0.525	mg/L	0.10	105	70	130	0.7	20	

Qualifiers:

RL - Analyte reporting limit.

ND - Not detected at the reporting limit.

A - The analyte level was greater than four times the spike level. In accordance with the method % recovery is not calculated.



QA/QC Summary Report

Client: United Nuclear Corp

Project: Zone 1

Report Date: 06/07/07

Work Order: C07040990

Analyte	Result	Units	RL	%REC	Low Limit	High Limit	RPD	RPDLimit	Qual
Method: E200.8							Batch: R82742		
Sample ID: LRB	Method Blank		Run: ICPMS2-C_070426A				04/26/07 12:48		
Aluminum	ND	mg/L	0.0001						
Beryllium	ND	mg/L	3E-05						
Cobalt	ND	mg/L	2E-05						
Manganese	ND	mg/L	5E-05						
Vanadium	ND	mg/L	3E-05						
Sample ID: LFB	Laboratory Fortified Blank		Run: ICPMS2-C_070426A				04/26/07 12:55		
Aluminum	0.0545	mg/L	0.0010	109	85	115			
Beryllium	0.0527	mg/L	0.0010	105	85	115			
Cobalt	0.0530	mg/L	0.0010	106	85	115			
Manganese	0.0534	mg/L	0.0010	107	85	115			
Vanadium	0.0531	mg/L	0.0010	106	85	115			
Sample ID: C07040990-002EMS4	Post Digestion Spike		Run: ICPMS2-C_070426A				04/26/07 22:13		
Beryllium	0.0451	mg/L	0.010	90	70	130			
Cobalt	0.103	mg/L	0.010	90	70	130			
Manganese	1.24	mg/L	0.010		70	130			A
Vanadium	0.0512	mg/L	0.10	100	70	130			
Sample ID: C07040990-002EMSD4	Post Digestion Spike Duplicate		Run: ICPMS2-C_070426A				04/26/07 22:20		
Beryllium	0.0501	mg/L	0.010	100	70	130	10	20	
Cobalt	0.108	mg/L	0.010	100	70	130	4.7	20	
Manganese	1.26	mg/L	0.010		70	130	2.2	20	A
Vanadium	0.0522	mg/L	0.10	102	70	130	0.0	20	
Sample ID: C07041150-001DMS4	Post Digestion Spike		Run: ICPMS2-C_070426A				04/26/07 23:41		
Aluminum	0.70	mg/L	0.10	84	70	130			
Beryllium	0.26	mg/L	0.0010	106	70	130			
Cobalt	0.26	mg/L	0.010	102	70	130			
Manganese	0.43	mg/L	0.010	103	70	130			
Vanadium	0.27	mg/L	0.10	105	70	130			
Sample ID: C07041150-001DMSD4	Post Digestion Spike Duplicate		Run: ICPMS2-C_070426A				04/26/07 23:48		
Aluminum	0.68	mg/L	0.10	79	70	130	1.9	20	
Beryllium	0.26	mg/L	0.0010	105	70	130	0.7	20	
Cobalt	0.25	mg/L	0.010	100	70	130	1.4	20	
Manganese	0.43	mg/L	0.010	103	70	130	0.1	20	
Vanadium	0.26	mg/L	0.10	104	70	130	0.7	20	

Qualifiers:

RL - Analyte reporting limit.

ND - Not detected at the reporting limit.

A - The analyte level was greater than four times the spike level. In accordance with the method % recovery is not calculated.



QA/QC Summary Report

Client: United Nuclear Corp

Report Date: 06/07/07

Project: Zone 1

Work Order: C07040990

Analyte	Result	Units	RL	%REC	Low Limit	High Limit	RPD	RPDLimit	Qual
Method: E353.2		Batch: A2007-04-23_1_NO3_01							
Sample ID: MBLK-1	Method Blank	Run: TECHNICON_070423A							
Nitrogen, Nitrate+Nitrite as N	ND	mg/L	0.03						04/23/07 11:29
Sample ID: LCS-2	Laboratory Control Sample	Run: TECHNICON_070423A							
Nitrogen, Nitrate+Nitrite as N	2.62	mg/L	0.10	105	90	110			04/23/07 11:31
Sample ID: C07040987-008DMS	Sample Matrix Spike	Run: TECHNICON_070423A							
Nitrogen, Nitrate+Nitrite as N	1.95	mg/L	0.10	93	90	110			04/23/07 14:21
Sample ID: C07040987-008DMSD	Sample Matrix Spike Duplicate	Run: TECHNICON_070423A							
Nitrogen, Nitrate+Nitrite as N	2.03	mg/L	0.10	97	90	110	4.0	10	04/23/07 14:24
Sample ID: C07040994-002BMS	Sample Matrix Spike	Run: TECHNICON_070423A							
Nitrogen, Nitrate+Nitrite as N	2.69	mg/L	0.10	90	90	110			04/23/07 14:59
Sample ID: C07040994-002BMSD	Sample Matrix Spike Duplicate	Run: TECHNICON_070423A							
Nitrogen, Nitrate+Nitrite as N	2.77	mg/L	0.10	94	90	110	2.9	10	04/23/07 15:01

Qualifiers:

RL - Analyte reporting limit.

ND - Not detected at the reporting limit.



QA/QC Summary Report

Client: United Nuclear Corp

Report Date: 06/07/07

Project: Zone 1

Work Order: C07040990

Analyte	Result	Units	RL	%REC	Low Limit	High Limit	RPD	RPDLimit	Qual
Method: E624							Batch: R82590		
Sample ID: 23-Apr-07_MBLK_7	Method Blank		Run: GCMS1_070423A				04/23/07 14:32		
Bromodichloromethane	ND	ug/L	0.5						
Bromoform	ND	ug/L	0.5						
Chlorodibromomethane	ND	ug/L	0.5						
Chloroform	ND	ug/L	0.5						
Trihalomethanes, Total	ND	ug/L	0.5						
Surr: 1,2-Dichlorobenzene-d4				101	80	120			
Surr: Dibromofluoromethane				103	80	120			
Surr: p-Bromofluorobenzene				95	80	120			
Surr: Toluene-d8				101	80	120			
Sample ID: C07040990-007FMS	Sample Matrix Spike		Run: GCMS1_070423A				04/23/07 22:09		
Bromodichloromethane	111	ug/L	5.0	111	70	130			
Bromoform	100	ug/L	5.0	100	70	130			
Chlorodibromomethane	100	ug/L	5.0	100	70	130			
Chloroform	123	ug/L	5.0	123	70	130			
Trihalomethanes, Total	434	ug/L	5.0	108	70	130			
Surr: 1,2-Dichlorobenzene-d4			1.0	104	80	120			
Surr: Dibromofluoromethane			1.0	110	80	120			
Surr: p-Bromofluorobenzene			1.0	98	80	120			
Surr: Toluene-d8			1.0	103	80	120			
Sample ID: C07040990-007FMSD	Sample Matrix Spike Duplicate		Run: GCMS1_070423A				04/23/07 22:51		
Bromodichloromethane	102	ug/L	5.0	102	70	130	9.0	20	
Bromoform	89.2	ug/L	5.0	89	70	130	11	20	
Chlorodibromomethane	93.2	ug/L	5.0	93	70	130	7.0	20	
Chloroform	117	ug/L	5.0	117	70	130	5.0	20	
Trihalomethanes, Total	401	ug/L	5.0	100	70	130	8.0	20	
Surr: 1,2-Dichlorobenzene-d4			1.0	100	80	120	0.0	10	
Surr: Dibromofluoromethane			1.0	109	80	120	0.0	10	
Surr: p-Bromofluorobenzene			1.0	99	80	120	0.0	10	
Surr: Toluene-d8			1.0	102	80	120	0.0	10	
Sample ID: 23-Apr-07_LCS_20	Laboratory Control Sample		Run: GCMS1_070423A				04/23/07 23:32		
Bromodichloromethane	5.60	ug/L	1.0	112	70	130			
Bromoform	5.44	ug/L	1.0	109	70	130			
Chlorodibromomethane	5.52	ug/L	1.0	110	70	130			
Chloroform	6.12	ug/L	1.0	122	70	130			
Trihalomethanes, Total	22.7	ug/L	1.0	113	70	130			
Surr: 1,2-Dichlorobenzene-d4			1.0	99	80	120			
Surr: Dibromofluoromethane			1.0	108	80	120			
Surr: p-Bromofluorobenzene			1.0	111	80	120			

Qualifiers:

RL - Analyte reporting limit.

ND - Not detected at the reporting limit.



QA/QC Summary Report

Client: United Nuclear Corp

Report Date: 06/07/07

Project: Zone 1

Work Order: C07040990

Analyte	Result	Units	RL	%REC	Low Limit	High Limit	RPD	RPDLimit	Qual
Method: E624									Batch: R82590
Sample ID: 23-Apr-07_LCS_20	Laboratory Control Sample					Run: GCMS1_070423A			04/23/07 23:32
Surr: Toluene-d8			1.0	102	80	120			
Method: E900.1									Batch: GA-0047
Sample ID: LCS-GA-0047	Laboratory Control Sample					Run: BERTHOLD 770_070501A			05/09/07 13:23
Gross Alpha minus Rn & U	19.3pCi/L		1.0	91	70	130			
Sample ID: MB-GA-0047	Method Blank					Run: BERTHOLD 770_070501A			05/09/07 13:23
Gross Alpha minus Rn & U	ND pCi/L		1						
Sample ID: C07041316-001IMS	Sample Matrix Spike					Run: BERTHOLD 770_070501A			05/09/07 13:23
Gross Alpha minus Rn & U	19.4pCi/L		1.0	92	70	130			
Sample ID: C07041316-001IMSD	Sample Matrix Spike Duplicate					Run: BERTHOLD 770_070501A			05/09/07 13:23
Gross Alpha minus Rn & U	19.1pCi/L		1.0	90	70	130	2.0	23.2	
Method: E903.0									Batch: RA226-2028
Sample ID: C07040990-001ADUP	Sample Duplicate					Run: BERTHOLD 770_070425B			05/07/07 13:25
Radium 226	0.95pCi/L		0.20				5.9	113.5	
Sample ID: C07040990-004AMS	Sample Matrix Spike					Run: BERTHOLD 770_070425B			05/07/07 14:49
Radium 226	18 pCi/L		0.20	85	70	130			
Sample ID: MB-RA226-2028	Method Blank					Run: BERTHOLD 770_070425B			05/07/07 14:49
Radium 226	ND pCi/L		0.2						
Sample ID: LCS-RA226-2028	Laboratory Control Sample					Run: BERTHOLD 770_070425B			05/07/07 14:49
Radium 226	12 pCi/L		0.20	93	70	130			
Method: E907.0									Batch: R82908
Sample ID: LCS-R82908	Laboratory Control Sample					Run: EGG-ORTEC_070426A			04/26/07 15:00
Thorium 230	4.30pCi/L		0.20	88	70	130			
Sample ID: C07040948-001AMS	Sample Matrix Spike					Run: EGG-ORTEC_070426A			04/26/07 15:00
Thorium 230	13.5pCi/L		0.20	82	70	130			
Sample ID: C07040948-001AMSD	Sample Matrix Spike Duplicate					Run: EGG-ORTEC_070426A			04/26/07 15:00
Thorium 230	13.3pCi/L		0.20	81	70	130	1.5	30	
Sample ID: MB-R82908	Method Blank					Run: EGG-ORTEC_070426A			04/26/07 15:00
Thorium 230	ND pCi/L		0.2						

Qualifiers:

RL - Analyte reporting limit.

ND - Not detected at the reporting limit.



QA/QC Summary Report

Client: United Nuclear Corp

Project: Zone 1

Report Date: 06/07/07

Work Order: C07040990

Analyte	Result	Units	RL	%REC	Low Limit	High Limit	RPD	RPDLimit	Qual
Method: NERHL-65-4								Batch: R82962	
Sample ID: C07040948-001AMS	Sample Matrix Spike						Run: PACKARD 3100TR_070425A	04/25/07 12:30	
Lead 210	420	pCi/L	1.0	104	70	130			
Sample ID: C07040948-001AMSD	Sample Matrix Spike Duplicate						Run: PACKARD 3100TR_070425A	04/25/07 12:30	
Lead 210	330	pCi/L	1.0	80	70	130	26	30	
Sample ID: MB-R82962	Method Blank						Run: PACKARD 3100TR_070425A	04/25/07 12:30	
Lead 210	ND	pCi/L	1						
Sample ID: LCS-R82962	Laboratory Control Sample						Run: PACKARD 3100TR_070425A	04/25/07 12:30	
Lead 210	54	pCi/L	1.0	75	70	130			
Method: RA-05								Batch: RA228-1627	
Sample ID: LCS-228-RA226-2028	Laboratory Control Sample						Run: TENNELEC-3_070425B	05/02/07 12:06	
Radium 228	7.60pCi/L		1.0	97	70	130			
Sample ID: MB-RA226-2028	Method Blank						Run: TENNELEC-3_070425B	05/02/07 12:06	
Radium 228	ND	pCi/L	1						
Sample ID: C07040990-001ADUP	Sample Duplicate						Run: TENNELEC-3_070425B	05/02/07 12:06	
Radium 228	1.1	pCi/L	1.0				200	305.1	
Sample ID: C07040990-007AMS	Sample Matrix Spike						Run: TENNELEC-3_070425B	05/02/07 12:06	
Radium 228	11	pCi/L	1.0	82	70	130			
Method: RA-05								Batch: RA228-1683	
Sample ID: LCS-228-RA226-2100	Laboratory Control Sample						Run: TENNELEC-3_070604A	06/07/07 07:06	
Radium 228	7.1	pCi/L	1.0	92	70	130			
Sample ID: MB-RA226-2100	Method Blank						Run: TENNELEC-3_070604A	06/07/07 07:06	
Radium 228	ND	pCi/L	1						
Sample ID: C07060112-001AMS	Sample Matrix Spike						Run: TENNELEC-3_070604A	06/07/07 07:06	
Radium 228	13	pCi/L	1.0	99	70	130			
Sample ID: C07060112-001AMSD	Sample Matrix Spike Duplicate						Run: TENNELEC-3_070604A	06/07/07 07:06	
Radium 228	13	pCi/L	1.0	102	70	130	3.4	37.6	

Qualifiers:

RL - Analyte reporting limit.

ND - Not detected at the reporting limit.



ANALYTICAL SUMMARY REPORT

May 22, 2007

United Nuclear Corp
PO Box 3077
Gallup, NM 87305

Workorder No.: C07040669

Project Name: Zone 3


Energy Laboratories, Inc. received the following 3 samples from United Nuclear Corp on 4/13/2007 for analysis.

Sample ID	Client Sample ID	Collect Date	Receive Date	Matrix	Test
C07040669-001	613	04/10/07 13:58	04/13/07	Aqueous	Metals by ICP/ICPMS, Total Alkalinity QA Calculations Arsenic-III, Total Selenium-IV, Total Nitrogen, Ammonia Nitrogen, Nitrate + Nitrite pH Gross Alpha minus Rn222 and Uranium Lead 210, Total Radium 226, Total Radium 228, Total Thorium, Isotopic Solids, Total Dissolved E624 Purgeable Organics
C07040669-002	EPA-14	04/10/07 14:30	04/13/07	Aqueous	Same As Above
C07040669-003	717	04/10/07 14:59	04/13/07	Aqueous	Same As Above

There were no problems with the analyses and all data for associated QC met EPA or laboratory specifications except where noted in the Case Narrative or Report.

If you have any questions regarding these tests results, please call.

Report Approved By:


P.A. LACHY
LABORATORY SUPERVISOR



QA/QC Summary Report

Client: United Nuclear Corp

Project: Zone 3

Report Date: 05/22/07

Work Order: C07040669

Analyte	Result	Units	RL	%REC	Low Limit	High Limit	RPD	RPDLimit	Qual
Method: A2320 B							Batch: 070416_1_ALK-W		
Sample ID: MBLK1_070416_1	Method Blank				Run: TTR-ALK_070416A			04/16/07 12:41	
Alkalinity, Total as CaCO ₃	ND	mg/L	0.2						
Bicarbonate as HCO ₃	ND	mg/L	1						
Sample ID: LCS11_070416_1	Laboratory Control Sample				Run: TTR-ALK_070416A			04/16/07 12:44	
Alkalinity, Total as CaCO ₃	5050	mg/L	1.0	101	90	110			
Sample ID: C07040670-004AMS	Sample Matrix Spike				Run: TTR-ALK_070416A			04/16/07 13:35	
Alkalinity, Total as CaCO ₃	134	mg/L	1.0	106	90	110			
Sample ID: C07040670-004AMSD	Sample Matrix Spike Duplicate				Run: TTR-ALK_070416A			04/16/07 13:39	
Alkalinity, Total as CaCO ₃	134	mg/L	1.0	106	90	110	0.0	10	
Method: A2540 C							Batch: 070416A-SLDS-TDS-W		
Sample ID: MBLK2_070416A	Method Blank				Run: BAL-1_070416B			04/16/07 12:42	
Solids, Total Dissolved TDS @ 180 C	ND	mg/L	6						
Sample ID: LCS2_070416A	Laboratory Control Sample				Run: BAL-1_070416B			04/16/07 12:42	
Solids, Total Dissolved TDS @ 180 C	994	mg/L	10	99	90	110			
Sample ID: C07040670-001AMS	Sample Matrix Spike				Run: BAL-1_070416B			04/16/07 12:52	
Solids, Total Dissolved TDS @ 180 C	10500	mg/L	10	101	90	110			
Sample ID: C07040670-001AMSD	Sample Matrix Spike Duplicate				Run: BAL-1_070416B			04/16/07 12:52	
Solids, Total Dissolved TDS @ 180 C	10500	mg/L	10	99	90	110	0.6	10	
Method: A3114 B							Batch: ASIII-3114-070426		
Sample ID: MBLK	Method Blank				Run: CVAA-C202_070426B			04/26/07 13:17	
Arsenic-III	ND	mg/L	0.0006						
Sample ID: C07040669-001C MS	Sample Matrix Spike				Run: CVAA-C202_070426B			04/26/07 13:41	
Arsenic-III	0.0495	mg/L	0.0010	98	85	115			
Sample ID: C07040669-001C MSD	Sample Matrix Spike Duplicate				Run: CVAA-C202_070426B			04/26/07 13:43	
Arsenic-III	0.0530	mg/L	0.0010	105	85	115	6.8	10	
Sample ID: 301-45-6	Laboratory Control Sample				Run: CVAA-C202_070426B			04/26/07 13:45	
Arsenic-III	0.0512	mg/L	0.0010	102	90	110			

Qualifiers:

RL - Analyte reporting limit.

ND - Not detected at the reporting limit.



QA/QC Summary Report

Client: United Nuclear Corp

Report Date: 05/22/07

Project: Zone 3

Work Order: C07040669

Analyte	Result	Units	RL	%REC	Low Limit	High Limit	RPD	RPDLimit	Qual
Method: A3114 B							Batch: SEIV3114-070425		
Sample ID: MBLK	Method Blank					Run: CVAA-C202_070425C		04/25/07 16:05	
Selenium-IV	ND	mg/L	0.0002						
Sample ID: C07040669-002C MS	Sample Matrix Spike					Run: CVAA-C202_070425C		04/25/07 16:28	
Selenium-IV	0.0540	mg/L	0.0010	108	85	115			
Sample ID: C07040669-002C MSD	Sample Matrix Spike Duplicate					Run: CVAA-C202_070425C		04/25/07 16:31	
Selenium-IV	0.0539	mg/L	0.0010	108	85	115	0.2	10	
Sample ID: 301-45-6	Laboratory Control Sample					Run: CVAA-C202_070425C		04/25/07 16:33	
Selenium-IV	0.0545	mg/L	0.0010	108	90	110			
Method: A4500-H B							Analytical Run: ORION555A_070416A		
Sample ID: ICV1_070416_1	Initial Calibration Verification Standard							04/16/07 09:44	
pH	6.90	s.u.	0.010	101	98	102			
Method: A4500-H B							Batch: 070416_1_PH-W		
Sample ID: C07040652-016ADUP	Sample Duplicate					Run: ORION555A_070416A		04/16/07 10:11	
pH	7.96	s.u.	0.010				0.0	10	
Method: A4500-NH3 G							Batch: A2007-04-17_1_NH3_01		
Sample ID: MBLK-1	Method Blank					Run: TECHNICON_070417A		04/17/07 10:09	
Nitrogen, Ammonia as N	ND	mg/L	0.04						
Sample ID: LCS-2	Laboratory Control Sample					Run: TECHNICON_070417A		04/17/07 10:12	
Nitrogen, Ammonia as N	19.5	mg/L	0.40	97	80	120			
Sample ID: C07040656-008BMS	Sample Matrix Spike					Run: TECHNICON_070417A		04/17/07 11:00	
Nitrogen, Ammonia as N	2.35	mg/L	0.050	99	80	120			
Sample ID: C07040656-008BMDS	Sample Matrix Spike Duplicate					Run: TECHNICON_070417A		04/17/07 11:01	
Nitrogen, Ammonia as N	2.36	mg/L	0.050	99	80	120	0.4	20	

Qualifiers:

RL - Analyte reporting limit.

ND - Not detected at the reporting limit.



QA/QC Summary Report

Client: United Nuclear Corp

Report Date: 05/22/07

Project: Zone 3

Work Order: C07040669

Analyte	Result	Units	RL	%REC	Low Limit	High Limit	RPD	RPDLimit	Qual
Method: E200.7							Batch: R82439		
Sample ID: LFB-ICP25214	Laboratory Fortified Blank			Run: ICP1-C_070419A			04/19/07 14:08		
Calcium	50.4	mg/L	0.50	101	85	125			
Magnesium	51.2	mg/L	0.50	102	85	125			
Sodium	48.7	mg/L	0.50	97	85	125			
Sample ID: lfb-cl-so4	Laboratory Fortified Blank			Run: ICP1-C_070419A			04/19/07 14:18		
Chloride	50.8	mg/L	1.0	101	85	115			
Sulfate	51.5	mg/L	1.0	103	85	115			
Sample ID: LRB	Method Blank			Run: ICP1-C_070419A			04/19/07 14:21		
Calcium	ND	mg/L	0.04						
Chloride	ND	mg/L	0.3						
Magnesium	ND	mg/L	0.04						
Potassium	0.09	mg/L	0.08						
Sodium	0.1	mg/L	0.06						
Sulfate	ND	mg/L	0.3						
Sample ID: C07040669-002CMS	Sample Matrix Spike			Run: ICP1-C_070419A			04/19/07 17:40		
Calcium	942	mg/L	0.50	88	70	130			
Chloride	559	mg/L	2.8	95	70	130			
Magnesium	930	mg/L	0.50	83	70	130			
Potassium	1370	mg/L	0.80	97	70	130			
Sodium	644	mg/L	0.63	92	70	130			
Sulfate	4300	mg/L	2.7		70	130			A
Sample ID: C07040669-002CMSD	Sample Matrix Spike Duplicate			Run: ICP1-C_070419A			04/19/07 17:43		
Calcium	940	mg/L	0.50	88	70	130	0.2	20	
Chloride	557	mg/L	2.8	95	70	130	0.4	20	
Magnesium	928	mg/L	0.50	82	70	130	0.2	20	
Potassium	1370	mg/L	0.80	97	70	130	0.4	20	
Sodium	641	mg/L	0.63	91	70	130	0.5	20	
Sulfate	4350	mg/L	2.7		70	130	1.2	20	A
Sample ID: LFB-ICP25214	Laboratory Fortified Blank			Run: ICP1-C_070419A			04/19/07 19:10		
Calcium	50.5	mg/L	0.50	101	85	125			
Magnesium	50.4	mg/L	0.50	101	85	125			
Potassium	47.9	mg/L	0.50	96	85	125			
Sodium	48.4	mg/L	0.50	97	85	125			
Sample ID: lfb-cl-so4	Laboratory Fortified Blank			Run: ICP1-C_070419A			04/19/07 19:20		
Chloride	50.6	mg/L	1.0	100	85	115			
Sulfate	51.3	mg/L	1.0	103	85	115			

Qualifiers:

RL - Analyte reporting limit.

A - The analyte level was greater than four times the spike level. In accordance with the method % recovery is not calculated.

ND - Not detected at the reporting limit.



QA/QC Summary Report

Client: United Nuclear Corp

Report Date: 05/22/07

Project: Zone 3

Work Order: C07040669

Analyte	Result	Units	RL	%REC	Low Limit	High Limit	RPD	RPDLimit	Qual
Method: E200.7							Batch: R82439		
Sample ID: LRB	Method Blank		Run: ICP1-C_070419A				04/19/07 19:23		
Calcium	ND	mg/L	0.04						
Chloride	0.3	mg/L	0.3						
Magnesium	ND	mg/L	0.04						
Potassium	ND	mg/L	0.08						
Sodium	ND	mg/L	0.06						
Sulfate	ND	mg/L	0.3						

Qualifiers:

RL - Analyte reporting limit.

ND - Not detected at the reporting limit.



QA/QC Summary Report

Client: United Nuclear Corp

Report Date: 05/22/07

Project: Zone 3

Work Order: C07040669

Analyte	Result	Units	RL	%REC	Low Limit	High Limit	RPD	RPDLimit	Qual
Method: E200.7							Batch: R82810		
Sample ID: LFB-ICP25214	Laboratory Fortified Blank			Run: ICP1-C_070427A			04/27/07 14:53		
Calcium	48.6	mg/L	0.50	97	85	125			
Magnesium	50.8	mg/L	0.50	102	85	125			
Potassium	47.8	mg/L	0.50	95	85	125			
Sodium	47.5	mg/L	0.50	94	85	125			
Sample ID: LFB-CL-SO4	Laboratory Fortified Blank			Run: ICP1-C_070427A			04/27/07 15:03		
Chloride	49.1	mg/L	1.0	97	85	115			
Sulfate	50.2	mg/L	1.0	100	85	115			
Sample ID: LRB	Method Blank			Run: ICP1-C_070427A			04/27/07 15:07		
Calcium	ND	mg/L	0.04						
Chloride	0.5	mg/L	0.3						
Magnesium	ND	mg/L	0.04						
Potassium	ND	mg/L	0.08						
Sodium	0.09	mg/L	0.06						
Sulfate	ND	mg/L	0.3						
Sample ID: C07040305-007FMS	Sample Matrix Spike			Run: ICP1-C_070427A			04/27/07 15:27		
Calcium	718	mg/L	0.50	90	70	130			
Chloride	494	mg/L	2.8	90	70	130			
Magnesium	500	mg/L	0.50	95	70	130			
Potassium	1330	mg/L	0.80	94	70	130			
Sodium	501	mg/L	0.63	89	70	130			
Sulfate	1080	mg/L	2.7	92	70	130			
Sample ID: C07040305-007FMSD	Sample Matrix Spike Duplicate			Run: ICP1-C_070427A			04/27/07 15:31		
Calcium	744	mg/L	0.50	95	70	130	3.6	20	
Chloride	501	mg/L	2.8	91	70	130	1.4	20	
Magnesium	522	mg/L	0.50	100	70	130	4.3	20	
Potassium	1340	mg/L	0.80	96	70	130	1.1	20	
Sodium	513	mg/L	0.63	91	70	130	2.4	20	
Sulfate	1080	mg/L	2.7	93	70	130	0.2	20	
Sample ID: LFB-ICP25214	Laboratory Fortified Blank			Run: ICP1-C_070427A			04/27/07 18:07		
Calcium	47.3	mg/L	0.50	95	85	125			
Magnesium	49.5	mg/L	0.50	99	85	125			
Potassium	46.5	mg/L	0.50	93	85	125			
Sodium	47.2	mg/L	0.50	93	85	125			
Sample ID: LFB-CL-SO4	Laboratory Fortified Blank			Run: ICP1-C_070427A			04/27/07 18:17		
Chloride	49.5	mg/L	1.0	98	85	115			
Sulfate	52.9	mg/L	1.0	105	85	115			

Qualifiers:

RL - Analyte reporting limit.

ND - Not detected at the reporting limit.



QA/QC Summary Report

Client: United Nuclear Corp

Report Date: 05/22/07

Project: Zone 3

Work Order: C07040669

Analyte	Result	Units	RL	%REC	Low Limit	High Limit	RPD	RPDLimit	Qual
Method: E200.7									Batch: R82810
Sample ID: LFB-CL-SO4	Laboratory Fortified Blank					Run: ICP1-C_070427A			04/27/07 18:17
Sample ID: LRB	Method Blank					Run: ICP1-C_070427A			04/27/07 18:21
Calcium	ND	mg/L			0.04				
Chloride	0.7	mg/L			0.3				
Magnesium	ND	mg/L			0.04				
Potassium	0.1	mg/L			0.08				
Sodium	0.5	mg/L			0.06				
Sulfate	0.3	mg/L			0.3				

Qualifiers:

RL - Analyte reporting limit.

ND - Not detected at the reporting limit.



QA/QC Summary Report

Client: United Nuclear Corp

Report Date: 05/22/07

Project: Zone 3

Work Order: C07040669

Analyte	Result	Units	RL	%REC	Low Limit	High Limit	RPD	RPDLimit	Qual
Method: E200.8							Batch: R82331		
Sample ID: LRB	Method Blank		Run: ICPMS1-C_070417A				04/17/07 13:50		
Aluminum	ND	mg/L	0.0002						
Beryllium	ND	mg/L	3E-05						
Cadmium	ND	mg/L	0.0002						
Cobalt	ND	mg/L	3E-05						
Lead	ND	mg/L	2E-05						
Manganese	ND	mg/L	3E-05						
Molybdenum	0.0001	mg/L	7E-05						
Nickel	ND	mg/L	8E-05						
Uranium	ND	mg/L	4E-05						
Vanadium	ND	mg/L	9E-05						
Sample ID: LFB	Laboratory Fortified Blank		Run: ICPMS1-C_070417A				04/17/07 13:58		
Aluminum	0.0508	mg/L	0.0010	102	85	115			
Beryllium	0.0498	mg/L	0.0010	100	85	115			
Cadmium	0.0522	mg/L	0.0010	104	85	115			
Cobalt	0.0518	mg/L	0.0010	104	85	115			
Lead	0.0519	mg/L	0.0010	104	85	115			
Manganese	0.0518	mg/L	0.0010	104	85	115			
Molybdenum	0.0530	mg/L	0.0010	106	85	115			
Nickel	0.0519	mg/L	0.0010	104	85	115			
Uranium	0.0524	mg/L	0.00030	105	85	115			
Vanadium	0.0518	mg/L	0.0010	104	85	115			
Sample ID: C07040669-002CMS4	Post Digestion Spike		Run: ICPMS1-C_070417A				04/18/07 03:53		
Beryllium	0.309	mg/L	0.010	104	70	130			
Cadmium	0.271	mg/L	0.010	104	70	130			
Cobalt	0.976	mg/L	0.010	107	70	130			
Lead	0.277	mg/L	0.050	105	70	130			
Manganese	17.1	mg/L	0.010		70	130			A
Molybdenum	0.286	mg/L	0.10	110	70	130			
Nickel	0.908	mg/L	0.050	102	70	130			
Uranium	0.281	mg/L	0.00030	108	70	130			
Vanadium	0.263	mg/L	0.10	105	70	130			
Sample ID: C07040669-002CMSD4	Post Digestion Spike Duplicate		Run: ICPMS1-C_070417A				04/18/07 04:00		
Beryllium	0.300	mg/L	0.010	100	70	130	2.9	20	
Cadmium	0.276	mg/L	0.010	106	70	130	1.8	20	
Cobalt	0.959	mg/L	0.010	101	70	130	1.8	20	
Lead	0.274	mg/L	0.050	104	70	130	0.9	20	
Manganese	17.2	mg/L	0.010		70	130	0.6	20	A
Molybdenum	0.285	mg/L	0.10	110	70	130	0.4	20	

Qualifiers:

RL - Analyte reporting limit.

A - The analyte level was greater than four times the spike level. In accordance with the method % recovery is not calculated.

ND - Not detected at the reporting limit.



QA/QC Summary Report

Client: United Nuclear Corp

Report Date: 05/22/07

Project: Zone 3

Work Order: C07040669

Analyte	Result	Units	RL	%REC	Low Limit	High Limit	RPD	RPDLimit	Qual
Method: E200.8									Batch: R82331
Sample ID: C07040669-002CMSD4 Post Digestion Spike Duplicate									Run: ICPMS1-C_070417A 04/18/07 04:00
Nickel	0.898	mg/L	0.050	98	70	130	1.1	20	
Uranium	0.274	mg/L	0.00030	105	70	130	2.6	20	
Vanadium	0.262	mg/L	0.10	105	70	130	0.5	20	

Qualifiers:

RL - Analyte reporting limit.

ND - Not detected at the reporting limit.



QA/QC Summary Report

Client: United Nuclear Corp

Report Date: 05/22/07

Project: Zone 3

Work Order: C07040669

Analyte	Result	Units	RL	%REC	Low Limit	High Limit	RPD	RPDLimit	Qual
Method: E200.8									Batch: R82407
Sample ID: LRB	Method Blank								Run: ICPMS1-C_070419A 04/19/07 12:37
Aluminum	0.0003	mg/L	0.0002						
Beryllium	ND	mg/L	3E-05						
Cadmium	ND	mg/L	0.0002						
Cobalt	ND	mg/L	3E-05						
Lead	ND	mg/L	2E-05						
Manganese	ND	mg/L	3E-05						
Molybdenum	ND	mg/L	7E-05						
Nickel	ND	mg/L	8E-05						
Uranium	ND	mg/L	4E-05						
Vanadium	ND	mg/L	9E-05						
Sample ID: LFB	Laboratory Fortified Blank								Run: ICPMS1-C_070419A 04/19/07 12:44
Aluminum	0.0526	mg/L	0.0010	105	85	115			
Beryllium	0.0498	mg/L	0.0010	100	85	115			
Cadmium	0.0529	mg/L	0.0010	106	85	115			
Cobalt	0.0536	mg/L	0.0010	107	85	115			
Lead	0.0546	mg/L	0.0010	109	85	115			
Manganese	0.0541	mg/L	0.0010	108	85	115			
Molybdenum	0.0526	mg/L	0.0010	105	85	115			
Nickel	0.0534	mg/L	0.0010	107	85	115			
Uranium	0.0537	mg/L	0.00030	107	85	115			
Vanadium	0.0530	mg/L	0.0010	106	85	115			
Sample ID: C07040670-002CMS4	Post Digestion Spike								Run: ICPMS1-C_070419A 04/20/07 01:24
Aluminum	1.21	mg/L	0.10	104	70	130			
Beryllium	0.221	mg/L	0.010	88	70	130			
Cadmium	0.246	mg/L	0.010	97	70	130			
Cobalt	0.309	mg/L	0.010	101	70	130			
Lead	0.258	mg/L	0.050	103	70	130			
Manganese	15.9	mg/L	0.010		70	130			A
Molybdenum	0.262	mg/L	0.10	105	70	130			
Nickel	0.469	mg/L	0.050	98	70	130			
Uranium	0.263	mg/L	0.00030	105	70	130			
Vanadium	0.257	mg/L	0.10	103	70	130			
Sample ID: C07040670-002CMSD4	Post Digestion Spike Duplicate								Run: ICPMS1-C_070419A 04/20/07 01:31
Aluminum	1.23	mg/L	0.10	111	70	130	1.4	20	
Beryllium	0.219	mg/L	0.010	87	70	130	1.3	20	
Cadmium	0.252	mg/L	0.010	100	70	130	2.5	20	
Cobalt	0.314	mg/L	0.010	103	70	130	1.5	20	
Lead	0.260	mg/L	0.050	103	70	130	0.7	20	

Qualifiers:

RL - Analyte reporting limit.

ND - Not detected at the reporting limit.

A - The analyte level was greater than four times the spike level. In accordance with the method % recovery is not calculated.



QA/QC Summary Report

Client: United Nuclear Corp

Project: Zone 3

Report Date: 05/22/07

Work Order: C07040669

Analyte	Result	Units	RL	%REC	Low Limit	High Limit	RPD	RPDLimit	Qual
Method: E200.8							Batch: R82407		
Sample ID: C07040670-002CMSD4	Post Digestion Spike Duplicate			Run: ICPMS1-C_070419A			04/20/07 01:31		
Manganese	16.1	mg/L	0.010		70	130	1.2	20	A
Molybdenum	0.269	mg/L	0.10	107	70	130	2.3	20	
Nickel	0.454	mg/L	0.050	92	70	130	3.4	20	
Uranium	0.264	mg/L	0.00030	105	70	130	0.4	20	
Vanadium	0.265	mg/L	0.10	106	70	130	2.8	20	
Method: E353.2							Batch: A2007-04-16_1_NO3_01		
Sample ID: MBLK-32	Method Blank			Run: TECHNICON_070416A			04/16/07 13:27		
Nitrogen, Nitrate+Nitrite as N	ND	mg/L	0.03						
Sample ID: LCS-33	Laboratory Control Sample			Run: TECHNICON_070416A			04/16/07 13:30		
Nitrogen, Nitrate+Nitrite as N	2.63	mg/L	0.10	104	90	110			
Sample ID: C07040673-002BMS	Sample Matrix Spike			Run: TECHNICON_070416A			04/16/07 14:22		
Nitrogen, Nitrate+Nitrite as N	3.09	mg/L	0.10	102	90	110			
Sample ID: C07040673-002BMSD	Sample Matrix Spike Duplicate			Run: TECHNICON_070416A			04/16/07 14:25		
Nitrogen, Nitrate+Nitrite as N	3.07	mg/L	0.10	101	90	110	0.6	10	

Qualifiers:

RL - Analyte reporting limit.

ND - Not detected at the reporting limit.

A - The analyte level was greater than four times the spike level. In accordance with the method % recovery is not calculated.



QA/QC Summary Report

Client: United Nuclear Corp

Report Date: 05/22/07

Project: Zone 3

Work Order: C07040669

Analyte	Result	Units	RL	%REC	Low Limit	High Limit	RPD	RPDLimit	Qual
Method: E624							Batch: R82542		
Sample ID: 20-Apr-07_LCS_2	Laboratory Control Sample			Run: GCMS2_070420B			04/20/07 12:41		
Bromodichloromethane	4.92	ug/L	1.0	98	70	130			
Bromoform	5.04	ug/L	1.0	101	70	130			
Chlorodibromomethane	4.88	ug/L	1.0	98	70	130			
Chloroform	5.04	ug/L	1.0	101	70	130			
Trihalomethanes, Total	19.9	ug/L	1.0	99	70	130			
Surr: 1,2-Dichlorobenzene-d4			1.0	99	80	120			
Surr: Dibromofluoromethane			1.0	94	80	120			
Surr: p-Bromofluorobenzene			1.0	100	80	120			
Surr: Toluene-d8			1.0	99	80	120			
- One analyte is outside of acceptance range. The sample meets the remainder of the QA criteria, therefore this batch is approved.									
Sample ID: C07040670-002EMS	Sample Matrix Spike			Run: GCMS2_070420B			04/20/07 22:48		
Bromodichloromethane	226	ug/L	10	113	70	130			
Bromoform	226	ug/L	10	113	70	130			
Chlorodibromomethane	219	ug/L	10	110	70	130			
Chloroform	354	ug/L	10	113	70	130			
Trihalomethanes, Total	1020	ug/L	10	112	70	130			
Surr: 1,2-Dichlorobenzene-d4			1.0	98	80	120			
Surr: Dibromofluoromethane			1.0	97	80	120			
Surr: p-Bromofluorobenzene			1.0	102	80	120			
Surr: Toluene-d8			1.0	99	80	120			
- Spike recovery is high for one analyte. This is a matrix related bias since the MS MSD pair both exhibit this same behavior yet have an acceptable RPD.									
Sample ID: C07040670-002EMSD	Sample Matrix Spike Duplicate			Run: GCMS2_070420B			04/20/07 23:26		
Bromodichloromethane	227	ug/L	10	114	70	130	0.7	20	
Bromoform	225	ug/L	10	112	70	130	0.4	20	
Chlorodibromomethane	218	ug/L	10	109	70	130	0.7	20	
Chloroform	353	ug/L	10	113	70	130	0.2	20	
Trihalomethanes, Total	1020	ug/L	10	112	70	130	0.2	20	
Surr: 1,2-Dichlorobenzene-d4			1.0	98	80	120	0.0	10	
Surr: Dibromofluoromethane			1.0	92	80	120	0.0	10	
Surr: p-Bromofluorobenzene			1.0	102	80	120	0.0	10	
Surr: Toluene-d8			1.0	97	80	120	0.0	10	
- Spike recovery is high for one analyte. This is a matrix related bias since the MS MSD pair both exhibit this same behavior yet have an acceptable RPD.									
Sample ID: 20-Apr-07_MBLK_5	Method Blank			Run: GCMS2_070420B			04/20/07 14:40		
Bromodichloromethane	ND	ug/L	0.5						
Bromoform	ND	ug/L	0.5						
Chlorodibromomethane	ND	ug/L	0.5						
Chloroform	ND	ug/L	0.5						
Trihalomethanes, Total	ND	ug/L	0.5						
Surr: 1,2-Dichlorobenzene-d4				98	80	120			
Surr: Dibromofluoromethane				92	80	120			

Qualifiers:

RL - Analyte reporting limit.

ND - Not detected at the reporting limit.



QA/QC Summary Report

Client: United Nuclear Corp

Project: Zone 3

Report Date: 05/22/07

Work Order: C07040669

Analyte	Result	Units	RL	%REC	Low Limit	High Limit	RPD	RPDLimit	Qual
Method: E624									Batch: R82542
Sample ID: 20-Apr-07_MBLK_5	Method Blank					Run: GCMS2_070420B			04/20/07 14:40
Surr: p-Bromofluorobenzene				102	80	120			
Surr: Toluene-d8				98	80	120			
Method: E900.1									Batch: GA-0045
Sample ID: LCS-GA-0045	Laboratory Control Sample					Run: G5000W_070417A			04/20/07 12:53
Gross Alpha minus Rn & U	20.5pCi/L		1.0	97	70	130			
Sample ID: MB-GA-0045	Method Blank					Run: G5000W_070417A			04/20/07 12:53
Gross Alpha minus Rn & U	ND	pCi/L	1						
Sample ID: C07040254-001ADUP	Sample Duplicate					Run: G5000W_070417A			04/20/07 12:53
Gross Alpha minus Rn & U	1.45pCi/L		1.0				200	106.2	
RER<2(0.68) precision									
Sample ID: C07040254-002AMS	Sample Matrix Spike					Run: G5000W_070417A			04/20/07 12:53
Gross Alpha minus Rn & U	22.8pCi/L		1.0	108	70	130			
Method: E903.0									Batch: RA226-2007
Sample ID: C07040669-001DDUP	Sample Duplicate					Run: BERTHOLD 770_070417B			04/30/07 11:24
Radium 226	8.8	pCi/L	0.20				15	41.4	
Sample ID: C07040669-002DMS	Sample Matrix Spike					Run: BERTHOLD 770_070417B			04/30/07 11:24
Radium 226	34	pCi/L	0.20	80	70	130			
Sample ID: MB-RA226-2007	Method Blank					Run: BERTHOLD 770_070417B			04/30/07 13:06
Radium 226	ND	pCi/L	0.2						
Sample ID: LCS-RA226-2007	Laboratory Control Sample					Run: BERTHOLD 770_070417B			04/30/07 13:06
Radium 226	11	pCi/L	0.20	88	70	130			
Method: E907.0									Batch: R82751
Sample ID: LCS-R82751	Laboratory Control Sample					Run: EGG-ORTEC_070423A			04/23/07 15:00
Thorium 230	4.50pCi/L		0.20	92	70	130			
Sample ID: C07040598-001AMS	Sample Matrix Spike					Run: EGG-ORTEC_070423A			04/23/07 15:00
Thorium 230	15.0pCi/L		0.20	91	70	130			
Sample ID: C07040598-001AMSD	Sample Matrix Spike Duplicate					Run: EGG-ORTEC_070423A			04/23/07 15:00
Thorium 230	14.3pCi/L		0.20	87	70	130			
Sample ID: MB-RA-TH-ISO-0217	Method Blank					Run: EGG-ORTEC_070423A			04/23/07 15:00
Thorium 230	ND	pCi/L	0.2						

Qualifiers:

RL - Analyte reporting limit.

ND - Not detected at the reporting limit.



QA/QC Summary Report

Client: United Nuclear Corp
Project: Zone 3

Report Date: 05/22/07
Work Order: C07040669

Analyte	Result	Units	RL	%REC	Low Limit	High Limit	RPD	RPDLimit	Qual
Method: NERHL-65-4									Batch: R82846
Sample ID: C07040670-004Dms	Sample Matrix Spike						Run: PACKARD 3100TR_070418B		04/18/07 12:00
Lead 210	410	pCi/L	1.0	100	70	130			
Sample ID: MB-R82846	Method Blank						Run: PACKARD 3100TR_070418B		04/18/07 12:00
Lead 210	ND	pCi/L	1						
Sample ID: LCS-R82846	Laboratory Control Sample						Run: PACKARD 3100TR_070418B		04/18/07 12:00
Lead 210	53	pCi/L	1.0	73	70	130			
Method: NERHL-65-4									Batch: R83849
Sample ID: C07050259-001Edup	Sample Duplicate						Run: PACKARD 3100TR_070510A		05/10/07 11:00
Lead 210	ND	pCi/L	1.0				0.0	30	
Sample ID: MB-R83849	Method Blank						Run: PACKARD 3100TR_070510A		05/10/07 11:00
Lead 210	ND	pCi/L	1						
Sample ID: LCS-R83849	Laboratory Control Sample						Run: PACKARD 3100TR_070510A		05/10/07 11:00
Lead 210	38	pCi/L	1.0	105	70	130			
Method: RA-05									Batch: RA228-1610
Sample ID: LCS-228-RA226-2007	Laboratory Control Sample						Run: TENNELEC-3_070417C		04/25/07 10:08
Radium 228	6.7	pCi/L	1.0	86	70	130			
Sample ID: MB-RA226-2007	Method Blank						Run: TENNELEC-3_070417C		04/25/07 10:08
Radium 228	ND	pCi/L	1						
Sample ID: C07040669-001DDUP	Sample Duplicate						Run: TENNELEC-3_070417C		04/25/07 10:08
Radium 228	ND	pCi/L	1.0				0.0	409.2	
RER<2 (0.6) batch precision is acceptable									
Sample ID: C07040669-003DMS	Sample Matrix Spike						Run: TENNELEC-3_070417C		04/25/07 10:08
Radium 228	40	pCi/L	1.0	108	70	130			

Qualifiers:

RL - Analyte reporting limit.

ND - Not detected at the reporting limit.



ANALYTICAL SUMMARY REPORT

June 07, 2007

United Nuclear Corp
PO Box 3077
Gallup, NM 87305

Workorder No.: C07040987

Project Name: Zone 3

Energy Laboratories, Inc. received the following 9 samples from United Nuclear Corp on 4/20/2007 for analysis.

Sample ID	Client Sample ID	Collect Date	Receive Date	Matrix	Test
C07040987-001	708	04/16/07 11:45	04/20/07	Aqueous	Metals by ICP/ICPMS, Total Alkalinity QA Calculations Arsenic-III, Total Selenium-IV, Total Nitrogen, Ammonia Nitrogen, Nitrate + Nitrite pH Gross Alpha minus Rn222 and Uranium Lead 210, Total Radium 226, Total Radium 228, Total Thorium, Isotopic Solids, Total Dissolved E624 Purgeable Organics
C07040987-002	711	04/16/07 13:32	04/20/07	Aqueous	Same As Above
C07040987-003	711 Duplicate	04/16/07 13:57	04/20/07	Aqueous	Same As Above
C07040987-004	NBL-1	04/17/07 09:43	04/20/07	Aqueous	Same As Above
C07040987-005	719	04/17/07 11:41	04/20/07	Aqueous	Same As Above
C07040987-006	420	04/17/07 13:06	04/20/07	Aqueous	Same As Above
C07040987-007	EPA-13	04/17/07 13:54	04/20/07	Aqueous	Same As Above
C07040987-008	517	04/18/07 09:20	04/20/07	Aqueous	Same As Above
C07040987-009	Field Blank	04/18/07 11:25	04/20/07	Aqueous	Same As Above

There were no problems with the analyses and all data for associated QC met EPA or laboratory specifications except where noted in the Case Narrative or Report.

If you have any questions regarding these tests results, please call.

Report Approved By:


ROGER GARLING
LABORATORY SUPERVISOR



QA/QC Summary Report

Client: United Nuclear Corp
Project: Zone 3

Report Date: 06/07/07
Work Order: C07040987

Analyte	Result	Units	RL	%REC	Low Limit	High Limit	RPD	RPDLimit	Qual
Method: A2320 B							Batch: 070423_1_ALK-W		
Sample ID: MBLK1_070423_1	Method Blank					Run: TTR-ALK_070423A			04/23/07 08:09
Alkalinity, Total as CaCO ₃	ND	mg/L	0.2						
Carbonate as CO ₃	ND	mg/L	1						
Bicarbonate as HCO ₃	ND	mg/L	1						
Sample ID: LCS11_070423_1	Laboratory Control Sample					Run: TTR-ALK_070423A			04/23/07 08:20
Alkalinity, Total as CaCO ₃	4900	mg/L	1.0	98	90	110			
Sample ID: C07040985-010CMS	Sample Matrix Spike					Run: TTR-ALK_070423A			04/23/07 08:49
Alkalinity, Total as CaCO ₃	424	mg/L	1.0	99	90	110			
Sample ID: C07040985-010CMSD	Sample Matrix Spike Duplicate					Run: TTR-ALK_070423A			04/23/07 08:50
Alkalinity, Total as CaCO ₃	424	mg/L	1.0	99	90	110	0.0	10	
Method: A2540 C							Batch: 070423A-SLDS-TDS-W		
Sample ID: MBLK1_070423A	Method Blank					Run: BAL-1_070423B			04/23/07 15:46
Solids, Total Dissolved TDS @ 180 C	ND	mg/L	6						
Sample ID: LCS1_070423A	Laboratory Control Sample					Run: BAL-1_070423B			04/23/07 15:46
Solids, Total Dissolved TDS @ 180 C	1010	mg/L	10	101	90	110			
Sample ID: C07040980-023BMS	Sample Matrix Spike					Run: BAL-1_070423B			04/23/07 15:50
Solids, Total Dissolved TDS @ 180 C	5740	mg/L	10	102	90	110			
Sample ID: C07040980-023BMSD	Sample Matrix Spike Duplicate					Run: BAL-1_070423B			04/23/07 15:50
Solids, Total Dissolved TDS @ 180 C	5750	mg/L	10	103	90	110	0.2	10	
Sample ID: C07040987-007BMS	Sample Matrix Spike					Run: BAL-1_070423B			04/23/07 15:53
Solids, Total Dissolved TDS @ 180 C	9830	mg/L	10	104	90	110			
Sample ID: C07040987-007BMSD	Sample Matrix Spike Duplicate					Run: BAL-1_070423B			04/23/07 15:53
Solids, Total Dissolved TDS @ 180 C	9810	mg/L	10	103	90	110	0.2	10	

Qualifiers:

RL - Analyte reporting limit.

ND - Not detected at the reporting limit.



QA/QC Summary Report

Client: United Nuclear Corp
Project: Zone 3

Report Date: 06/07/07
Work Order: C07040987

Analyte	Result	Units	RL	%REC	Low Limit	High Limit	RPD	RPDLimit	Qual
Method: A3114 B							Batch: ASIII-3114-070503		
Sample ID: MBLK	Method Blank				Run: CVAA-C202_070503A			05/03/07 09:12	
Arsenic-III	ND	mg/L	0.0006						
Sample ID: 301-45-6	Laboratory Control Sample				Run: CVAA-C202_070503A			05/03/07 09:45	
Arsenic-III	0.0510	mg/L	0.0010	102	90	110			
Sample ID: C07040987-001EMS	Sample Matrix Spike				Run: CVAA-C202_070503A			05/03/07 10:10	
Arsenic-III	0.0523	mg/L	0.0010	103	85	115			
Sample ID: C07040987-001EMSD	Sample Matrix Spike Duplicate				Run: CVAA-C202_070503A			05/03/07 10:12	
Arsenic-III	0.0529	mg/L	0.0010	105	85	115	1.1	10	
Method: A3114 B							Batch: SEIV3114-070501		
Sample ID: MBLK	Method Blank				Run: CVAA-C202_070501B			05/01/07 15:39	
Selenium-IV	ND	mg/L	0.0002						
Sample ID: 301-45-6	Laboratory Control Sample				Run: CVAA-C202_070501B			05/01/07 16:06	
Selenium-IV	0.0522	mg/L	0.0010	104	90	110			
Sample ID: C07040987-001EMS	Sample Matrix Spike				Run: CVAA-C202_070501B			05/01/07 16:34	
Selenium-IV	0.0534	mg/L	0.0010	107	85	115			
Sample ID: C07040987-001EMSD	Sample Matrix Spike Duplicate				Run: CVAA-C202_070501B			05/01/07 16:36	
Selenium-IV	0.0537	mg/L	0.0010	107	85	115	0.6	10	
Method: A4500-H B							Analytical Run: ORION555A_070423A		
Sample ID: ICV1_070423_1	Initial Calibration Verification Standard							04/23/07 09:25	
pH	6.88	s.u.	0.010	100	98	102			
Sample ID: CCV1_070423_1	Continuing Calibration Verification Standard							04/23/07 10:07	
pH	7.09	s.u.	0.010	101	98	102			
Method: A4500-H B							Batch: 070423_1_PH-W		
Sample ID: C07040980-023BDUP	Sample Duplicate				Run: ORION555A_070423A			04/23/07 09:48	
pH	6.91	s.u.	0.010				0.0	10	
Sample ID: C07040987-007BDUP	Sample Duplicate				Run: ORION555A_070423A			04/23/07 10:04	
pH	6.39	s.u.	0.010				0.3	10	

Qualifiers:

RL - Analyte reporting limit.

ND - Not detected at the reporting limit.



QA/QC Summary Report

Client: United Nuclear Corp
Project: Zone 3

Report Date: 06/07/07
Work Order: C07040987

Analyte	Result	Units	RL	%REC	Low Limit	High Limit	RPD	RPDLimit	Qual
Method: A4500-NH3 G			Batch: A2007-04-24_1_NH3_01						
Sample ID: MBLK-1	Method Blank								
Nitrogen, Ammonia as N	0.04	mg/L	0.02						Run: TECHNICON_070424A 04/24/07 08:48
Sample ID: LCS-2	Laboratory Control Sample								
Nitrogen, Ammonia as N	19.6	mg/L	0.20	98	80	120			Run: TECHNICON_070424A 04/24/07 08:50
Sample ID: C07040987-005DMS	Sample Matrix Spike								
Nitrogen, Ammonia as N	3.15	mg/L	0.050	118	80	120			Run: TECHNICON_070424A 04/24/07 13:14
Sample ID: C07040987-005DMSD	Sample Matrix Spike Duplicate								
Nitrogen, Ammonia as N	3.15	mg/L	0.050	118	80	120	0.0	20	Run: TECHNICON_070424A 04/24/07 13:16
Sample ID: C07040990-003DMS	Sample Matrix Spike								
Nitrogen, Ammonia as N	2.35	mg/L	0.050	106	80	120			Run: TECHNICON_070424A 04/24/07 14:20
Sample ID: C07040990-003DMSD	Sample Matrix Spike Duplicate								
Nitrogen, Ammonia as N	2.35	mg/L	0.050	106	80	120	0.0	20	Run: TECHNICON_070424A 04/24/07 14:28
Sample ID: C07040987-009DMS	Sample Matrix Spike								
Nitrogen, Ammonia as N	1.84	mg/L	0.050	92	80	120			Run: TECHNICON_070424A 04/24/07 14:38
Sample ID: C07040987-009DMSD	Sample Matrix Spike Duplicate								
Nitrogen, Ammonia as N	1.85	mg/L	0.050	93	80	120	0.5	20	Run: TECHNICON_070424A 04/24/07 14:40

Qualifiers:

RL - Analyte reporting limit.

ND - Not detected at the reporting limit.



QA/QC Summary Report

Client: United Nuclear Corp

Project: Zone 3

Report Date: 06/07/07

Work Order: C07040987

Analyte	Result	Units	RL	%REC	Low Limit	High Limit	RPD	RPDLimit	Qual
Method: E200.7									
Batch: R82754									
Sample ID: LFB-ICP25214	Laboratory Fortified Blank				Run: ICP1-C_070426A			04/26/07 09:46	
Aluminum	1.89	mg/L	0.10	95	85	125			
Calcium	49.0	mg/L	0.50	98	85	125			
Magnesium	50.1	mg/L	0.50	100	85	125			
Potassium	46.5	mg/L	0.50	93	85	125			
Sodium	47.3	mg/L	0.50	95	85	125			
Sample ID: LFB-CL-SO4	Laboratory Fortified Blank				Run: ICP1-C_070426A			04/26/07 09:56	
Chloride	49.4	mg/L	1.0	98	85	115			
Sulfate	51.0	mg/L	1.0	102	85	115			
Sample ID: C07040987-001EMS	Sample Matrix Spike				Run: ICP1-C_070426A			04/26/07 11:03	
Aluminum	7.81	mg/L	0.10	89	70	130			
Calcium	933	mg/L	1.1	98	70	130			
Chloride	484	mg/L	1.0	90	70	130			
Magnesium	1050	mg/L	1.1	92	70	130			
Potassium	1330	mg/L	0.84	94	70	130			
Sodium	589	mg/L	1.2	95	70	130			
Sulfate	4270	mg/L	2.3		70	130			A
Sample ID: C07040987-001EMSD	Sample Matrix Spike Duplicate				Run: ICP1-C_070426A			04/26/07 11:06	
Aluminum	7.85	mg/L	0.10	90	70	130	0.5	20	
Calcium	917	mg/L	1.1	95	70	130	1.7	20	
Chloride	517	mg/L	1.0	97	70	130	6.6	20	
Magnesium	1030	mg/L	1.1	89	70	130	1.2	20	
Potassium	1370	mg/L	0.84	97	70	130	3.3	20	
Sodium	580	mg/L	1.2	93	70	130	1.5	20	
Sulfate	4390	mg/L	2.3		70	130	2.9	20	A
Sample ID: C07040990-001EMS	Sample Matrix Spike				Run: ICP1-C_070426A			04/26/07 13:40	
Aluminum	4.74	mg/L	0.10	95	70	130			
Calcium	1010	mg/L	1.1	93	70	130			
Chloride	522	mg/L	1.0	96	70	130			
Magnesium	855	mg/L	1.1	93	70	130			
Potassium	1360	mg/L	0.84	96	70	130			
Sodium	639	mg/L	1.2	90	70	130			
Sulfate	3520	mg/L	2.3		70	130			A
Sample ID: C07040990-001EMSD	Sample Matrix Spike Duplicate				Run: ICP1-C_070426A			04/26/07 13:43	
Aluminum	4.66	mg/L	0.10	93	70	130	1.5	20	
Calcium	1040	mg/L	1.1	99	70	130	2.7	20	
Chloride	514	mg/L	1.0	95	70	130	1.5	20	
Magnesium	882	mg/L	1.1	98	70	130	3.1	20	
Potassium	1360	mg/L	0.84	97	70	130	0.1	20	

Qualifiers:

RL - Analyte reporting limit.

ND - Not detected at the reporting limit.

A - The analyte level was greater than four times the spike level. In accordance with the method % recovery is not calculated.



QA/QC Summary Report

Client: United Nuclear Corp

Project: Zone 3

Report Date: 06/07/07

Work Order: C07040987

Analyte	Result	Units	RL	%REC	Low Limit	High Limit	RPD	RPDLimit	Qual
Method: E200.7							Batch: R82754		
Sample ID: C07040990-001EMSD		Sample Matrix Spike Duplicate			Run: ICP1-C_070426A		04/26/07 13:43		
Sodium	643	mg/L	1.2	91	70	130	0.6	20	
Sulfate	3510	mg/L	2.3		70	130	0.1	20	A
Sample ID: LFB-ICP25214		Laboratory Fortified Blank			Run: ICP1-C_070426A		04/26/07 19:19		
Aluminum	1.92	mg/L	0.10	96	85	125			
Calcium	49.6	mg/L	0.50	99	85	125			
Magnesium	49.9	mg/L	0.50	100	85	125			
Potassium	47.3	mg/L	0.50	95	85	125			
Sodium	46.6	mg/L	0.50	93	85	125			

Qualifiers:

RL - Analyte reporting limit.

ND - Not detected at the reporting limit.

A - The analyte level was greater than four times the spike level. In accordance with the method % recovery is not calculated.



QA/QC Summary Report

Client: United Nuclear Corp
Project: Zone 3

Report Date: 06/07/07
Work Order: C07040987

Analyte	Result	Units	RL	%REC	Low Limit	High Limit	RPD	RPDLimit	Qual
Method: E200.8							Batch: R82696		
Sample ID: LRB	Method Blank		Run: ICPMS1-C_070425A				04/25/07 12:35		
Beryllium	ND	mg/L	3E-05						
Cadmium	ND	mg/L	0.0002						
Cobalt	ND	mg/L	3E-05						
Lead	ND	mg/L	2E-05						
Manganese	ND	mg/L	3E-05						
Molybdenum	ND	mg/L	7E-05						
Nickel	ND	mg/L	8E-05						
Uranium	ND	mg/L	4E-05						
Vanadium	ND	mg/L	9E-05						
Sample ID: LFB	Laboratory Fortified Blank		Run: ICPMS1-C_070425A				04/25/07 12:42		
Beryllium	0.0501	mg/L	0.0010	100	85	115			
Cadmium	0.0521	mg/L	0.0010	104	85	115			
Cobalt	0.0519	mg/L	0.0010	104	85	115			
Lead	0.0529	mg/L	0.0010	106	85	115			
Manganese	0.0524	mg/L	0.0010	105	85	115			
Molybdenum	0.0524	mg/L	0.0010	105	85	115			
Nickel	0.0516	mg/L	0.0010	103	85	115			
Uranium	0.0519	mg/L	0.00030	104	85	115			
Vanadium	0.0519	mg/L	0.0010	104	85	115			
Sample ID: C07041060-003AMS	Sample Matrix Spike		Run: ICPMS1-C_070425A				04/25/07 17:58		
Beryllium	0.527	mg/L	0.0010	105	70	130			
Cadmium	0.519	mg/L	0.0042	104	70	130			
Cobalt	0.515	mg/L	0.0010	103	70	130			
Lead	0.528	mg/L	0.0011	104	70	130			
Manganese	0.621	mg/L	0.0010	101	70	130			
Molybdenum	0.549	mg/L	0.0018	105	70	130			
Nickel	0.529	mg/L	0.0010	100	70	130			
Uranium	0.538	mg/L	0.00038	107	70	130			
Vanadium	0.519	mg/L	0.0010	103	70	130			
Sample ID: C07041060-003AMSD	Sample Matrix Spike Duplicate		Run: ICPMS1-C_070425A				04/25/07 18:06		
Beryllium	0.516	mg/L	0.0010	103	70	130	2.1	20	
Cadmium	0.512	mg/L	0.0042	102	70	130	1.4	20	
Cobalt	0.503	mg/L	0.0010	100	70	130	2.4	20	
Lead	0.525	mg/L	0.0011	103	70	130	0.7	20	
Manganese	0.603	mg/L	0.0010	98	70	130	3.1	20	
Molybdenum	0.544	mg/L	0.0018	104	70	130	1.0	20	
Nickel	0.522	mg/L	0.0010	99	70	130	1.3	20	
Uranium	0.521	mg/L	0.00038	104	70	130	3.1	20	
Vanadium	0.513	mg/L	0.0010	102	70	130	1.2	20	

Qualifiers:

RL - Analyte reporting limit.

ND - Not detected at the reporting limit.



QA/QC Summary Report

Client: United Nuclear Corp

Project: Zone 3

Report Date: 06/07/07

Work Order: C07040987

Analyte	Result	Units	RL	%REC	Low Limit	High Limit	RPD	RPDLimit	Qual
Method: E200.8							Batch: R82696		
Sample ID: C07040990-001EMS4	Post Digestion Spike			Run: ICPMS1-C_070425A			04/26/07 03:15		
Beryllium	0.466	mg/L	0.010	93	70	130			
Cadmium	0.502	mg/L	0.010	100	70	130			
Cobalt	0.491	mg/L	0.010	98	70	130			
Lead	0.511	mg/L	0.050	102	70	130			
Manganese	3.76	mg/L	0.010		70	130			A
Molybdenum	0.548	mg/L	0.10	109	70	130			
Nickel	0.499	mg/L	0.050	99	70	130			
Uranium	0.509	mg/L	0.00038	102	70	130			
Vanadium	0.529	mg/L	0.10	106	70	130			
Sample ID: C07040990-001EMSD4	Post Digestion Spike Duplicate			Run: ICPMS1-C_070425A			04/26/07 03:22		
Beryllium	0.469	mg/L	0.010	94	70	130	0.7	20	
Cadmium	0.505	mg/L	0.010	101	70	130	0.7	20	
Cobalt	0.499	mg/L	0.010	100	70	130	1.6	20	
Lead	0.517	mg/L	0.050	103	70	130	1.2	20	
Manganese	3.76	mg/L	0.010		70	130	0.1	20	A
Molybdenum	0.538	mg/L	0.10	107	70	130	1.7	20	
Nickel	0.503	mg/L	0.050	100	70	130	0.8	20	
Uranium	0.513	mg/L	0.00038	103	70	130	0.9	20	
Vanadium	0.525	mg/L	0.10	105	70	130	0.7	20	
Method: E353.2							Batch: A2007-04-23_1_NO3_01		
Sample ID: MBLK-1	Method Blank			Run: TECHNICON_070423A			04/23/07 11:29		
Nitrogen, Nitrate+Nitrite as N	ND	mg/L	0.03						
Sample ID: LCS-2	Laboratory Control Sample			Run: TECHNICON_070423A			04/23/07 11:31		
Nitrogen, Nitrate+Nitrite as N	2.62	mg/L	0.10	105	90	110			
Sample ID: C07040985-010AMS	Sample Matrix Spike			Run: TECHNICON_070423A			04/23/07 13:41		
Nitrogen, Nitrate+Nitrite as N	2.15	mg/L	0.10	91	90	110			
Sample ID: C07040985-010AMSD	Sample Matrix Spike Duplicate			Run: TECHNICON_070423A			04/23/07 13:44		
Nitrogen, Nitrate+Nitrite as N	2.15	mg/L	0.10	91	90	110	0.0	10	
Sample ID: C07040987-008DMS	Sample Matrix Spike			Run: TECHNICON_070423A			04/23/07 14:21		
Nitrogen, Nitrate+Nitrite as N	1.95	mg/L	0.10	93	90	110			
Sample ID: C07040987-008DMSD	Sample Matrix Spike Duplicate			Run: TECHNICON_070423A			04/23/07 14:24		
Nitrogen, Nitrate+Nitrite as N	2.03	mg/L	0.10	97	90	110	4.0	10	

Qualifiers:

RL - Analyte reporting limit.

ND - Not detected at the reporting limit.

A - The analyte level was greater than four times the spike level. In accordance with the method % recovery is not calculated.



QA/QC Summary Report

Client: United Nuclear Corp

Project: Zone 3

Report Date: 06/07/07

Work Order: C07040987

Analyte	Result	Units	RL	%REC	Low Limit	High Limit	RPD	RPDLimit	Qual
Method: E624							Batch: R82590		
Sample ID: 23-Apr-07_MBLK_7	Method Blank		Run: GCMS1_070423A				04/23/07 14:32		
Bromodichloromethane	ND	ug/L	0.5						
Bromoform	ND	ug/L	0.5						
Chlorodibromomethane	ND	ug/L	0.5						
Chloroform	ND	ug/L	0.5						
Trihalomethanes, Total	ND	ug/L	0.5						
Surr: 1,2-Dichlorobenzene-d4				101	80	120			
Surr: Dibromofluoromethane				103	80	120			
Surr: p-Bromofluorobenzene				95	80	120			
Surr: Toluene-d8				101	80	120			
Sample ID: C07040990-007FMS	Sample Matrix Spike		Run: GCMS1_070423A				04/23/07 22:09		
Bromodichloromethane	111	ug/L	5.0	111	70	130			
Bromoform	100	ug/L	5.0	100	70	130			
Chlorodibromomethane	100	ug/L	5.0	100	70	130			
Chloroform	123	ug/L	5.0	123	70	130			
Trihalomethanes, Total	434	ug/L	5.0	108	70	130			
Surr: 1,2-Dichlorobenzene-d4			1.0	104	80	120			
Surr: Dibromofluoromethane			1.0	110	80	120			
Surr: p-Bromofluorobenzene			1.0	98	80	120			
Surr: Toluene-d8			1.0	103	80	120			
Sample ID: C07040990-007FMSD	Sample Matrix Spike Duplicate		Run: GCMS1_070423A				04/23/07 22:51		
Bromodichloromethane	102	ug/L	5.0	102	70	130	9.0	20	
Bromoform	89.2	ug/L	5.0	89	70	130	11	20	
Chlorodibromomethane	93.2	ug/L	5.0	93	70	130	7.0	20	
Chloroform	117	ug/L	5.0	117	70	130	5.0	20	
Trihalomethanes, Total	401	ug/L	5.0	100	70	130	8.0	20	
Surr: 1,2-Dichlorobenzene-d4			1.0	100	80	120	0.0	10	
Surr: Dibromofluoromethane			1.0	109	80	120	0.0	10	
Surr: p-Bromofluorobenzene			1.0	99	80	120	0.0	10	
Surr: Toluene-d8			1.0	102	80	120	0.0	10	
Sample ID: 23-Apr-07_LCS_20	Laboratory Control Sample		Run: GCMS1_070423A				04/23/07 23:32		
Bromodichloromethane	5.60	ug/L	1.0	112	70	130			
Bromoform	5.44	ug/L	1.0	109	70	130			
Chlorodibromomethane	5.52	ug/L	1.0	110	70	130			
Chloroform	6.12	ug/L	1.0	122	70	130			
Trihalomethanes, Total	22.7	ug/L	1.0	113	70	130			
Surr: 1,2-Dichlorobenzene-d4			1.0	99	80	120			
Surr: Dibromofluoromethane			1.0	108	80	120			
Surr: p-Bromofluorobenzene			1.0	111	80	120			
Surr: Toluene-d8			1.0	102	80	120			

Qualifiers:

RL - Analyte reporting limit.

ND - Not detected at the reporting limit.



QA/QC Summary Report

Client: United Nuclear Corp

Project: Zone 3

Report Date: 06/07/07

Work Order: C07040987

Analyte	Result	Units	RL	%REC	Low Limit	High Limit	RPD	RPDLimit	Qual
Method: E900.1									Batch: GA-0048
Sample ID: LCS-GA-0048	Laboratory Control Sample				Run: G5000W_070504B				05/11/07 12:59
Gross Alpha minus Rn & U	20.5pCi/L		1.0	97	70	130			
Sample ID: MB-GA-0048	Method Blank				Run: G5000W_070504B				05/11/07 12:59
Gross Alpha minus Rn & U	ND	pCi/L	1						
Sample ID: C07050151-001IDUP	Sample Duplicate				Run: G5000W_070504B				05/11/07 12:59
Gross Alpha minus Rn & U	ND	pCi/L	1.0				0.0	196.7	
Sample ID: C07041317-001IMS	Sample Matrix Spike				Run: G5000W_070504B				05/11/07 12:59
Gross Alpha minus Rn & U	20.8pCi/L		1.0	92	70	130			
Method: E903.0									Batch: RA226-2029
Sample ID: C07041052-001DMS	Sample Matrix Spike				Run: BERTHOLD 770_070425C				05/08/07 13:29
Radium 226	10	pCi/L	0.20	77	70	130			
Sample ID: C07041052-001DMSD	Sample Matrix Spike Duplicate				Run: BERTHOLD 770_070425C				05/08/07 13:29
Radium 226	9.8	pCi/L	0.20	75	70	130	2.1	29.9	
Sample ID: MB-RA226-2029	Method Blank				Run: BERTHOLD 770_070425C				05/08/07 14:34
Radium 226	ND	pCi/L	0.2						
Sample ID: LCS-RA226-2029	Laboratory Control Sample				Run: BERTHOLD 770_070425C				05/08/07 14:34
Radium 226	12	pCi/L	0.20	91	70	130			
Method: E907.0									Batch: R83279
Sample ID: LCS-R83279	Laboratory Control Sample				Run: EGG-ORTEC_070501B				05/01/07 15:00
Thorium 230	4.20pCi/L		0.20	86	70	130			
Sample ID: C07040987-002AMS	Sample Matrix Spike				Run: EGG-ORTEC_070501B				05/01/07 15:00
Thorium 230	92.9pCi/L		0.20	93	70	130			
Sample ID: C07040987-002AMSD	Sample Matrix Spike Duplicate				Run: EGG-ORTEC_070501B				05/01/07 15:00
Thorium 230	81.3pCi/L		0.20	81	70	130	13	30	
Sample ID: MB-R83279	Method Blank				Run: EGG-ORTEC_070501B				05/01/07 15:00
Thorium 230	ND	pCi/L	0.2						

Qualifiers:

RL - Analyte reporting limit.

ND - Not detected at the reporting limit.



QA/QC Summary Report

Client: United Nuclear Corp

Project: Zone 3

Report Date: 06/07/07

Work Order: C07040987

Analyte	Result	Units	RL	%REC	Low Limit	High Limit	RPD	RPDLimit	Qual
Method: NERHL-65-4							Batch: R82962		
Sample ID: C07040948-001AMS	Sample Matrix Spike				Run: PACKARD 3100TR_070425A		04/25/07 12:30		
Lead 210	420	pCi/L	1.0	104	70	130			
Sample ID: C07040948-001AMSD	Sample Matrix Spike Duplicate				Run: PACKARD 3100TR_070425A		04/25/07 12:30		
Lead 210	330	pCi/L	1.0	80	70	130	26	30	
Sample ID: MB-R82962	Method Blank				Run: PACKARD 3100TR_070425A		04/25/07 12:30		
Lead 210	ND	pCi/L	1						
Sample ID: LCS-R82962	Laboratory Control Sample				Run: PACKARD 3100TR_070425A		04/25/07 12:30		
Lead 210	54	pCi/L	1.0	75	70	130			
Method: RA-05							Batch: RA228-1628		
Sample ID: LCS-228-RA226-2029	Laboratory Control Sample				Run: TENNELEC-3_070425C		05/03/07 10:35		
Radium 228	8.4	pCi/L	1.0	107	70	130			
Sample ID: MB-RA226-2029	Method Blank				Run: TENNELEC-3_070425C		05/03/07 10:35		
Radium 228	ND	pCi/L	1						
Sample ID: C07041053-001GMS	Sample Matrix Spike				Run: TENNELEC-3_070425C		05/03/07 10:35		
Radium 228	8.0	pCi/L	1.0	103	70	130			
Sample ID: C07041053-001GMSD	Sample Matrix Spike Duplicate				Run: TENNELEC-3_070425C		05/03/07 10:35		
Radium 228	7.7	pCi/L	1.0	99	70	130	3.3	37.9	

Qualifiers:

RL - Analyte reporting limit.

ND - Not detected at the reporting limit.