



Entergy Nuclear Operations, Inc.
Vermont Yankee
P.O. Box 0500
185 Old Ferry Road
Brattleboro, VT 05302-0500
Tel 802 257 5271

September 4, 2007

BVY 07-061

ATTN: Document Control Desk
U.S. Nuclear Regulatory Commission
Washington, DC 20555-0001

**Subject: Vermont Yankee Nuclear Power Station
Vermont Yankee 2007 Summary Reports for
Inservice Inspection and Repairs or Replacements**

In accordance with ASME Section XI, Code Case N-532-1 "Alternative Requirements to Repair and Replacement Documentation Requirements and In-service Summary Report Preparation and Submission as Required by IWA-4000 and IWA-6000," Vermont Yankee (VY) hereby submits 2007 Form OAR-1, Owners Activity Report for Inservice Inspections and 2007 Form NIS-2A, Repair/Replacement Certification Record for Repairs and Replacements. These reports describe in-service inspections, repairs and replacements performed during the period November 12, 2005 through June 6, 2007. VY's fourth ten year Inservice Inspection interval began September 1, 2003.

There are no new regulatory commitments being made in this submittal.

If you have any questions or require additional information, please contact me at (802)258-4236.

Sincerely,

A handwritten signature in black ink, appearing to read "Ted A. Sullivan", written over a horizontal line.

Ted A. Sullivan
Site Vice President
Vermont Yankee Nuclear Power Station

Attachments (2)
cc list – next page

A047
NRK

cc: Mr. James S. Kim, Project Manager
Project Directorate I
Division of Licensing Project Management
Office of Nuclear Reactor Regulation
Mail Stop O-8C2A
11555 Rockville Pike
Rockville, MD 20852-2738


Mr. Samuel J. Collins
Regional Administrator, Region 1
U.S. Nuclear Regulatory Commission
475 Allendale Road
King of Prussia, PA 19406-1415

USNRC Resident Inspector
Entergy Nuclear Vermont Yankee, LLC
P.O. Box 157
Vernon, Vermont 05354

Mr. David O'Brien, Commissioner
VT Department of Public Service
112 State Street – Drawer 20
Montpelier, Vermont 05620-2601



Entergy Nuclear Northeast Vermont Yankee



Owner's Activity Report (OAR-1) for Inservice Inspections

November 12, 2005 through June 6, 2007

Reviewed By: Bobby Shakespeare
Inservice Inspection Coordinator

Date: 7/31/07

Approved By: G. H. C. D.
Programs & Components Manager

Date: 8/13/07

FORM OAR-1 OWNER'S ACTIVITY REPORTReport Number 07-01-01Owner Entergy Nuclear Northeast, 185 Old Ferry Road, Brattleboro, VT 05352
(Name and Address of Owner)Plant Entergy Nuclear Northeast, P.O. Box 157, Governor Hunt Road, Vernon, VT 05354-0157
(Name and Address of Plant)Unit No. 1 Commercial service date 11-30-1972 Refueling outage no. 26
(If applicable)Current inspection interval 4th Inspection Interval
(1st, 2nd, 3rd, 4th, other)Current inspection period 2nd Inspection Period
(1st, 2nd, 3rd)Edition and Addenda of Section XI applicable to the inspection plan 1998 Edition, 2000 AddendaDate and revision of inspection plan PP 7015 Vermont Yankee Inservice Inspection Program, Revision 9, dated 4/19/2007Edition and Addenda of Section XI applicable to repairs and replacements, if different than the inspection plan _____
N/A**CERTIFICATE OF CONFORMANCE**

I certify that the statements made in this Owner's Activity Report are correct and that the examinations, tests, repairs, replacements, evaluations and corrective measures represented by this report conform to the requirements of Section XI.

Certificate of Authorization No. DPR-28 Expiration Date 03-21-2012
(if applicable)Signed Donnan E. [Signature] Engineering Director Date 8/15/07
Owner or Owner's Designee, Title**CERTIFICATE OF INSERVICE INSPECTION**I the undersigned, holding a valid commission issue by the National Board of Boiler and Pressure Vessel Inspectors and the State or Province of Vermont and employed by Hartford Steam Boiler of Connecticut of Connecticut have inspected the items described in this Owner's Activity Report, during the period November 12, 2005 to June 6, 2007, and state that to the best of my knowledge and belief, the Owner has performed all activities represented by this report in accordance with the requirements of Section XI.

By signing this certificate neither the Inspector nor his employer makes any warranty, expressed or implied, concerning the examinations, tests, repairs or replacements, evaluation and corrective measures described in this report. Furthermore, neither the inspector nor his employer shall be liable in any manner for any personal injury or property damage or a loss of any kind arising from the connected with this inspection.

[Signature] Commissions NB11916 ABNT VT 887
Inspector's Signature National Board, State, Province and EndorsementsDate 8/30/07

TABLE 1					
ABSTRACT OF EXAMINATIONS AND TESTS					
Examination Category	Total Examinations Required for The Interval	Total Examinations Credited for This Period	Total Examinations Credited (%) For The Period	Total Examinations Credited (%) To Date for The Interval	Remarks
CLASS 1					
B-A	26	11	100%	69%	ASME Section XI, Table IWB-2500-1 and Vermont Yankee Request for Relief # ISI 05 bases. In accordance with the Final Safety Evaluation of BWRVIP-05 a volumetric exam of essentially 100% of the weld length of all axial pressure retaining shell welds, Item B1.12, including those portions of the circumferential shell welds that would be examined with the axial welds at their intersections, will be performed. Reference Relief Request ISI 08 for revision of Supplement 4 grading.
B-B	N/A	N/A	N/A	N/A	No B-B Category welds exist at Vermont Yankee.
B-D	58	8	33%	31%	Reference Code Case N-552 for nozzle modeling/demonstration requirements. Examination frequency is every 4 cycles (WT-VYT-2006-00000-CA-1072). Reference calculation VYC-1005 Rev 2 and GE-NE-523-A71-0594 report "Alternate BWR Feedwater Nozzle Inspection Requirements." Schedule next exam for RFO 30. (Item B3.90 - Reference Relief Request ISI 09 for use of Code Case N-613 as an alternative to Supplement 7.)
B-F	14	3	60%	57%	Relief Request ISI 04 allows the use of Code Case N-663 (surface examination not required). Relief Request ISI 05 allows the use of PDI as an alternative to Supplement 10. (COMPONENT ID: N10-SE, Item B5.20 was an Augmented PT examination in accordance with BWRVIP 27-A). Request for Relief # ISI 06 allows the use of BWRVIP-75 for examination frequency for overlaid piping. Request for Relief # ISI 13 allows the use of BWRVIP 75-A. Request for Relief # ISI 09 grants the use of PDI for Supplement 11 qualification.
B-G-1	208	88	100%	64%	Reference Relief Request ISI 03 for use of Code Case N-652. Item B6.30 does not exist in Code Case N-652. (ITEM B6.20: When the stud is in place a volumetric examination is required).
B-G-2	135	12	N/A - When Disassembled	32%	Relief for Request # ISI 03 Code Case N-652 is used for examination method and selection criteria. Six (6) CRD, four (4) relief & two (2) safety relief valve boltings were examined during RFO-26.

TABLE 1					
ABSTRACT OF EXAMINATIONS AND TESTS					
Examination Category	Total Examinations Required for The Interval	Total Examinations Credited for This Period	Total Examinations Credited (%) For The Period	Total Examinations Credited (%) To Date for The Interval	Remarks
CLASS 1 (continued)					
B-J	65	8	33%	46%	Relief Request ISI 02 allows the use of Code Case N-560 for Category B-J selection and examination criteria. Eight (8) components were examined during RFO-26 in accordance with Code Case N-560. Component ID: MS7D-D8, ITEM: "None" are items that in accordance with Code Case N-560 no degradation mechanism was identified but are included in the selection population. A circumferential indication was seen on weld CS4A-MF6A. The indication plots outside of the exam area with no apparent flaw-like characteristics.
B-K	3	0	0%	33%	No examinations performed during RFO-26.
B-L-1	N/A	N/A	N/A	N/A	No B-L-1 Category welds exist at Vermont Yankee.
B-L-2	2	0	N/A - When Dissassembled	0%	No examinations performed during RFO-26.
B-M-1	N/A	N/A	N/A	N/A	No B-M-1 Category welds exist at Vermont Yankee.
B-M-2	43	0	N/A - When Dissassembled	23%	None.

TABLE 1					
ABSTRACT OF EXAMINATIONS AND TESTS					
Examination Category	Total Examinations Required for The Interval	Total Examinations Credited for This Period	Total Examinations Credited (%) For The Period	Total Examinations Credited (%) To Date for The Interval	Remarks
CLASS 1 (continued)					
B-N-1	0	0	N/A	N/A	The examination requirements for Category B-N-1 are defined in Program Procedure PP 7027 "Reactor Vessel Internals Inspection Program." Category B.N.1, Item No. B13.10 is a general interior inspection of the vessel performed each outage. It includes all in-vessel examinations performed for any reason. As such, there is no overall target for exams to be completed each period or interval.
B-N-2	0	0	N/A	N/A	The examination requirements for Category B-N-2 are defined in Program Procedure PP 7027 "Reactor Vessel Internals Inspection Program." Percent complete is not noted since examinations are deferrable to end of interval. None were scheduled or performed during RFO-25.
B-O	0	0	N/A	N/A	No examinations scheduled or performed during RFO-26
B-P	154	1	2%	29%	The examination selection and frequency for Category B-P is defined in Program Procedure PP 7034 "Inservice Inspection Pressure Test Program." None were scheduled or performed during RFO-25.

TABLE 1					
ABSTRACT OF EXAMINATIONS AND TESTS					
Examination Category	Total Examinations Required for The Interval	Total Examinations Credited for This Period	Total Examinations Credited (%) For The Period	Total Examinations Credited (%) To Date for The Interval	Remarks
CLASS 2					
C-A	4	0	0%	25%	No examinations performed during RFO-26
C-B	6	0	0%	33%	No examinations performed during RFO-26
C-C	5	1	50%	40%	HA-RHR-CC-1 was limited due to clearance between floor and welded pad. 94% coverage was achieved.
C-D	N/A	N/A	N/A	N/A	No Category C-D bolting exists at Vermont Yankee.
C-F-1	N/A	N/A	N/A	N/A	No Category C-F-1 welds exist at Vermont Yankee.
C-F-2	78	0	0%	32%	No examinations performed during RFO26
C-G	N/A	N/A	N/A	N/A	No Category C-G welds exist at Vermont Yankee.
C-H	120	0	0%	33%	The examination selection and frequency for Category C-H is defined in Program Procedure SEP-PT-001 "Inservice Inspection Pressure Test Program." None were scheduled or performed during RFO-26.

TABLE 1					
ABSTRACT OF EXAMINATIONS AND TESTS					
Examination Category	Total Examinations Required for The Interval	Total Examinations Credited for This Period	Total Examinations Credited (%) For The Period	Total Examinations Credited (%) To Date for The Interval	Remarks
CLASS 3					
D-A	10	2	50%	40%	None
D-B	69	0	0%	33%	No examinations performed during RFO-26.

TABLE 1					
ABSTRACT OF EXAMINATIONS AND TESTS					
Examination Category	Total Examinations Required for The Interval	Total Examinations Credited for This Period	Total Examinations Credited (%) For The Period	Total Examinations Credited (%) To Date for The Interval	Remarks
IWF COMPONENT SUPPORTS					
F-A	142	7	13%	35%	None

TABLE 1					
ABSTRACT OF EXAMINATIONS AND TESTS					
Examination Category	Total Examinations Required for The Interval	Total Examinations Credited for This Period	Total Examinations Credited (%) For The Period	Total Examinations Credited (%) To Date for The Interval	Remarks
AUGMENTED					
AUGMENTED Class 2 Welds	8	1	50%	50%	One augmented examination on component MS1B-F10 was done in RFO-25 and will be credited to RFO-26.
AUGMENTED Class 2 Supports	7	2	100%	71%	Two augmented examinations on components MSH-111 & MSH-112 were done in RFO-25 and will be credited to RFO-26.

TABLE 1					
ABSTRACT OF EXAMINATIONS AND TESTS					
Examination Category	Total Examinations Required for The Interval	Total Examinations Credited for This Period	Total Examinations Credited (%) For The Period	Total Examinations Credited (%) To Date for The Interval	Remarks
IWE COMPONENT SUPPORTS					
E-A	985	0	0%	31%	No examinations performed during RFO-26.



Entergy Nuclear Northeast Vermont Yankee



Repair/Replacement Certification Record (NIS-2A) for Repairs and Replacements

November 12, 2005 through June 6, 2007


Reviewed By:


Repair/Replacement Coordinator

Date:

7/31/07

Approved By:


Programs & Components Manager

Date:

8/13/07

FORM NIS-2A REPAIR/REPLACEMENT CERTIFICATION RECORD

OWNER'S CERTIFICATE OF CONFORMANCE


I certify that the repairs and replacements represent by Repairs/Replacement
repair or replacement

Plan number AP 0070, ASME Section XI Repair and Replacement Procedure, Revision 3, dated 9-1-2003 conforms to the requirements of Section XI.

Type Code Symbol Stamp N/A

Certificate of Authorization No. DPR-28

Expiration Date 3-21-2012

Signed 
Owner or Owner's Designee, Title

Date 8/15/07

CERTIFICATE OF INSERVICE INSPECTION

I, the undersigned, holding a valid commission issue by the National Board of Boiler and Pressure Vessel Inspectors and the State or Province of Vermont and employed by Hartford Steam Boiler of Connecticut of Connecticut have inspected the items described in Repair/Replacement Plan, number AP 0070., Revision 3, during the period November 12, 2005 to June 6, 2007 and state that to the best of my knowledge and belief, the Owner has performed all activities described in the Repair/Replacement Plan in accordance with the requirements of Section XI.

By signing this certificate neither the Inspector nor his employer makes any warranty, expressed or implied, concerning the activities described in the Repair/Replacement Plan. Furthermore, neither the inspector nor his employer shall be liable in any manner for any personal injury or property damage or a loss of any kind arising from the connected with this inspection.

 Commissions NB 11372
Inspector's Signature VT 941 (A, N, I)
National Board, State, Province and Endorsements

Date 8-24-07

Repair/Replacement Log

FOURTH INTERVAL

FIRST PERIOD
Refuel Outage 26

R&R LOG 2005 - 2007					
ABSTRACT OF REPAIRS, REPLACEMENTS OR CORRECTIVE MEASURES REQUIRED FOR CONTINUED SERVICE					
Code Class	Repair / Replacement or Corrective Measure	Item Description and Description of Work	Flaw or Relevant Condition Found During Scheduled Section XI Examination or Test (Yes/No)	Close Date	Repair / Replacement Plan Number
3	Replacement	Replace Valve V70-315B	No	01/10/2006	01-006407-000
3	Replacement	Replace Valve V70-315A	No	12/16/2005	01-006408-000
3	Replacement	Replace Valve V70-317A	No	01/23/2006	01-006410-000
3	Replacement	Replace Valve V70-319C	No	01/10/2006	02-000235-000
3	Replacement	Replace Valve V70-319A	No	03/14/2006	02-004933-000
1	Replacement	Install new valve SV-2-70C	No	06/02/2004	03-001342-000
3	Replacement	Replace Valve SR-13-27	No	09/28/2005	04-001953-000
2	Replacement	Replace V10-26B	No	01/18/2006	04-002665-000
2	Repair	Repair Snubber SN# 31968	No	01/18/2006	04-003172-001
2	Replacement	Replace CRD 18-43	No	01/19/2006	04-003301-001
2	Replacement	Replace CRD 18-15	No	01/19/2006	04-003301-002
2	Replacement	Replace CRD 22-03	No	01/19/2006	04-003301-003
2	Replacement	Replace CRD 34-23	No	01/19/2006	04-003301-004
2	Replacement	Replace CRD 30-11	No	01/19/2006	04-003301-005
2	Replacement	Replace CRD 18-19	No	01/19/2006	04-003301-006
2	Replacement	Replace Valve SR-11-39A	No	11/03/2006	04-003492-000
2	Replacement	Replace Valve RV-20-82A	No	01/31/2006	04-004308-000
3	Replacement	Replace Valve V70-317B	No	01/23/2006	05-000682-000
2	Replacement	Replace PCV-13-23 Pre-Fab	No	03/14/2006	05-000838-000
2	Replacement	Replace PCV-13-23	No	03/23/2006	05-000838-001
2	Replacement	Replace SR-13-26	No	03/23/2006	05-000838-003
2	Replacement	Replace PCV-13-62	No	03/14/2006	05-000838-006
3	Replacement	Replace Valve SR-70-2B	No	01/31/2006	05-001393-000
3	Repair	Repair V70-2C Valve Guides	No	01/05/2006	05-002838-000
3	Replacement	Replace PSV-NG-34B	No	07/25/2006	05-003676-000
3	Replacement	SR-70-16A replace half coupling	No	04/03/2006	05-003917-000
3	Replacement	Replace SR-70-16B	No	01/17/2006	05-003954-000
2	Replacement	Replace SR-10-35A	No	08/15/2006	06-000492-000

Repair/Replacement Log

FOURTH INTERVAL

FIRST PERIOD
Refuel Outage 26

Code Class	Repair / Replacement or Corrective Measure	Item Description and Description of Work	Flaw or Relevant Condition Found During Scheduled Section XI Examination or Test (Yes/No)	Close Date	Repair / Replacement Plan Number
2	Replacement	Replace SR-10-40	No	08/15/2006	06-000493-000
2	Replacement	Replace TK-3-125-30-07	No	08/21/2006	06-005594-000
3	Replacement	V70-1D & V70-2D	No	05/31/2007	51067502-01
3	Replacement	V72-91C	No	04/02/2007	51070024-01
3	Replacement	V72-91D	No	04/02/2007	51070025-01
3	Repair	Weld buildup on internal guide vanes of V70-2D	No	11/19/2006	51071657-01
3	Replacement	RV-70-260A	No	06/06/2007	51072492-01
3	Replacement	SR-SACC-1B-1	No	05/13/2007	51072493-01
3	Replacement	SR-SACC-1A-2	No	05/10/2007	51072494-01
3	Replacement	SR-SACC-1A-1	No	05/10/2007	51072495-01
2	Replacement	SR-72-1	No	05/28/2007	51072500-01
2	Replacement	LT-2-3-70 Tubing	No	06/08/2007	51073338-01
3	Replacement	Replace P-7-1D	No	06/04/2007	51073566-01
1	Replacement	Replace valve RV-2-71B	No	06/08/2007	51077666-01
1	Replacement	Replace valve RV-2-71C	No	06/08/2007	51077667-01
1	Replacement	Replace valve RV-2-71D	No	06/08/2007	51077668-01
1	Replacement	SR-11-39B	No	06/04/2007	51077693-01
1	Replacement	Replace valve SV-2-70B	No	06/08/2007	51077696-01
1	Replacement	CRD-38-15	No	06/29/2007	51077909-02
1	Replacement	CRD-38-19	No	06/29/2007	51077909-03
1	Replacement	CRD-18-23	No	06/29/2007	51077909-04
1	Replacement	CRD-22-39	No	06/29/2007	51077909-06
1	Replacement	SR-11-39A	No	06/04/2007	51077855-01
1	Replacement	Replace valve RV-2-71A	No	06/08/2007	51077910-01
1	Replacement	Replace valve SV-2-70A	No	06/08/2007	51077914-01
2	Replacement	Replace V23-207A	No	02/11/2007	51079700-04
2	Replacement	V23-3	No	05/17/2007	51079798-01
2	Replacement	V23-7	No	05/23/2007	51079798-15
1	Replacement	Replace valve SV-2-70C	No	06/08/2007	51080558-01
3	Replacement	P7-1A Stuffing Box	No	06/29/2007	00104587-18
3	Replacement	SR-70-16A	No	05/21/2007	00105278-01
3	Replacement	V70-169D	No	06/04/2007	00110956-01
3	Replacement	P7-1A	No	05/18/2007	00111249-01

Repair/Replacement Log

FOURTH INTERVAL

FIRST PERIOD
Refuel Outage 26

Code Class	Repair / Replacement or Corrective Measure	Item Description and Description of Work	Flaw or Relevant Condition Found During Scheduled Section XI Examination or Test (Yes/No)	Close Date	Repair / Replacement Plan Number
3	Replacement	P7-1A	No	05/18/2007	00111249-15