

Nemours

Alfred I. duPont
Hospital for Children

Nemours
Children's Clinic

RECEIVED
REGION 1

2007 JUL 25 AM 9: 59

June 29, 2007
Region I, Materials Licensing Assistance Branch
U.S. Nuclear Regulatory Commission
475 Allendale Road
King of Prussia, PA 19406-1415
(610) 337-6942

RE: Expedited License Amendment Requests

Our Radiation Safety Committee has approved the following requests:

1) License Amendment Request NRC Licenses No. 07-16199-02 and 07-16199-03

Please approve **Gerald Mandell, M.D.**, as an Authorized User and Radiation Safety Officer for Licenses 07-16199-02 and 07-16199-03. Dr. Lisa States, current Radiation Safety Officer, has resigned from the duPont Hospital for Children as of July 9, 2007.

Dr. Mandell was previously the organization's Radiation Safety Officer for NRC License No. 07-16199-02 and 07-1699-03 until 2002. His experience as Radiation Safety Officer is within the 7-year experience limit. Dr. Mandell is currently an Authorized User on the Arizona Radiation Regulatory Agency License No. 2554845. Mark Finklestein, D.O. who will be operating as the Assistant Radiation Safety Officer, will assist Dr. Mandell. Dr. Finklestein is an Authorized User on License No. 07-16199-02. His CV and Board Certification are attached. As per our license condition for License No. 07-16199-03, we will ensure that Dr. Finklestein receives training as specified in NUREG 1556, Volume 5. Radiation Safety instruction will be conducted by either the Radiation Safety Officer, or the Assistant Administrative Director of Clinical Laboratories, Mr. Francis D. Fattori. Mr. Fattori is an authorized user on License 07-16199-03. The consultant medical health physicist will also provide continued support and direction.

2) License Amendment Request for NRC Licenses No. 07-16199-01, No. 07-16199-02, No. 07-16199-03

We also request **Leslie E. Grissom, M.D.** be approved to replace Marc Keller, M.D. as Chairman of the Radiation Safety Committee for Licenses 07-16199-01, 07-16199-02, and 07-16199-03. Dr. Keller has resigned from duPont Hospital for Children as of July 1, 2007. A copy of Dr Grissom's CV and Board Certification are attached.

If additional information or clarification is needed, please contact our consultant medical health physicist, Mary E. Moore, at (609) 923 - 4541.

Sincerely,



Thomas P. Ferry
Senior Vice President, Hospital Operations

Cc L. Grissom, M.D.
G. Hopson, Ph.D.
F. Fattori
M. Moore
A. Baker
K. Maas

140856 / 140857
NMSS/RGN1 MATERIALS-002

CURRICULUM VITAE

GERALD A. MANDELL, M.D.

OFFICE ADDRESS: Phoenix Children's Hospital
Department of Radiology
1919 East Thomas Road
Phoenix, Az. 85016-7710
Phone: (602) 546-1207

DATE OF BIRTH:

[REDACTED]

PLACE OF BIRTH:

[REDACTED]

MARITAL STATUS:

[REDACTED]

EDUCATION:

1961-62 Franklin and Marshall College
1962-65 B.A. University of Pennsylvania
1965-69 M.D. Jefferson Medical College

POSTGRADUATE TRAINING AND FELLOWSHIP APPOINTMENTS:

1969-70 Rotating Intern at Albert Einstein Medical Center, Philadelphia, PA
1970-73 Resident in Diagnostic Radiology at Thomas Jefferson University Hospital, Philadelphia, PA
1972 Three-month rotation at Armed Forces Institute of Pathology, Washington, DC

**PERSONAL INFORMATION WAS REMOVED
BY NRC. NO COPY OF THIS INFORMATION
WAS RETAINED BY THE NRC.**

1973-74 Combined Fellowship, Pediatric Radiology, St. Christopher's Hospital for Children, Philadelphia, PA (4 months) and

Fellowship, Pediatric Radiology, Thomas Jefferson University Hospital, Philadelphia, PA (8 months)

1981-83 Fellowship, Nuclear Medicine, University of Pennsylvania Hospital, Philadelphia, PA

FACULTY APPOINTMENTS:

University of Pennsylvania, Philadelphia, Pennsylvania

1974-76 Instructor in Radiology

1976-77 Assistant Professor of Radiology

1984-92 Adjunct Associate Professor of Radiology

1992-06 Adjunct Professor of Radiology

Hahnemann Medical College and Hospital, Philadelphia, Pennsylvania

1979-81 Associate Professor of Radiology

1979-81 Associate Professor Pediatrics

Jefferson Medical College

1990- Professor of Radiology

1991- Professor of Radiation Therapy and Nuclear Medicine

HOSPITAL APPOINTMENTS:

Children's Hospital of Philadelphia, Philadelphia, Pennsylvania

1974-77 Associate Radiologist

1974-77 Director of Radiology Residency Training Program

1975-77 Member of Cancer Education Committee

1975-77 Member of the Therapeutic Standards Committee

1987-94 Senior Physician, Department of Radiology

Hahnemann Medical College and Hospital, Philadelphia,
Pennsylvania

1977-81 Director of Pediatric Radiology

1979-81 Director of Radiology Residency Training Program

The Alfred I. duPont Institute, Wilmington, Delaware

1993-02 Chief of Nuclear Medicine

1983-93 Associate Director of Medical Imaging, Chief of
Division of Radiology

1985-88 Member of Quality Assurance Committee

1986-88 Member of Credentials Committee

1988-90 Chairman of Credentials Committee

1989-96 Chairman of Clinical Research Review Committee

1989-02 Radiation Safety Officer

1989-92 Director of Research, Division of Clinical
Investigation

1991-95 Member of Medical Executive Committee

1992-96 Associate Director of Research, Division of
Clinical Research

1992 Chairman of Pediatric Urology Department Review

1992-96 Member of Clinical Research Funding Committee

1992-96 Member of Animal Care Use Committee

1993 President-Elect of Medical Executive Committee

1993 Chairman of Patient Care Review Committee

1993 Member of Clinical Research Center Business Plan
Task Force

1994 President of Medical Executive Committee

The Medical Center of Delaware - Christiana Hospital, Newark,
Delaware

1986-87 Provisional Staff, Department of Radiology

1988-90 Consulting Staff, Department of Radiology

1990-01 Associate Staff, Department of Radiology

1990-96 Member of Internal Review Board

Clinical Diagnostic Radiology

4/2002 - 12/2004

Partner, Private Practice Radiology Group

Kids' Imaging in the Desert, P.L.L.C.

12/15/2004 - 4/27/06

Partner, Private Practice Radiology Group Phoenix

Children's Hospital, Phoenix, Az.

5/1/02- Active Staff Appointment

Member of NICU committee

1/06- Member of Scientific Research Committee

4/06- Phoenix Children's Medical Group
Pediatric Radiologist

Good Samaritan Hospital, Phoenix, Az.

5/1/02- Staff Appointment

St. Joseph's Hospital, Phoenix, Az.

5/1/02-04 Staff Appointment

SPECIALTY CERTIFICATION:

1974 American Board of Radiology

1983 American Board of Nuclear Medicine

1996 American Board of Radiology - CAQ Pediatric
Radiology

LICENSURE:

Arizona (#MD 30266), 2002

Florida (#MD ME84107, 2002

Delaware (#MD C1002298), 1983

Pennsylvania (#MD 11898E), 1970

AWARDS, HONORS AND MEMBERSHIPS IN HONORARY SOCIETIES:

1980 Fellow of American Academy of Pediatrics
Fellow of International College of Pediatrics

1987 Fellow of College of Physicians (Philadelphia)

1988 Fellow of American College of Angiology

1990 Fellow of American College of Radiology

2007 Fellow of American College of Nuclear Physicians

1996-97 "The Best Doctors in North America - Northeast
Region" -
Nadeh & Smith, Woodward/White Inc.

1997 "Best Doctors in Delaware" Delaware Magazine

1997-99 "Best Doctors in North America" Nadeh & Smith,
Woodward/White, Inc.

2000-01 "Best Doctors in North America" Nadeh & Smith,
Woodward/White, Inc.

2000 Top Pediatric Doctors- Philadelphia Magazine

2001-02 "Best Doctors in North America" Nadeh & Smith,
Woodward/White, Inc.

2005-6 "Best Doctors in North America" Nadeh & Smith
Woodward/White, Inc.

MEMBERSHIPS IN PROFESSIONAL SOCIETIES:

1970-	American Medical Association
1973-	American College of Radiology
1975-	Pediatric Radiological Society
1979-	International Society of pediatrics
1980-	American Academy of Pediatrics
1982-	Society of Nuclear Medicine
1985-	New York Academy of Sciences
1986-	International Skeletal Society
1988-	American College of Angiology
1990-94	Southern Pediatric Radiology Society
1993	Secretary - Treasury of Pediatric Council Society of Nuclear Medicine
1993-02	Member of Health Care Committee, Subcommission on Guidelines & Communication Society of Nuclear Medicine
1994	President-Elect of Pediatric Council Society of Nuclear Medicine
1994-96	President of Pediatric Council Society of Nuclear Medicine
1996-98	Past-President of Pediatric Council Society of Nuclear Medicine
1996-98	House of Delegates, Society of Nuclear Medicine

LOCAL MEDICAL SOCIETIES:

1975-2002	Philadelphia Roentgen Ray Society
1985-2002	Delaware Society of Nuclear Medicine

1986-2002 College of Physicians
1988-2002 New Castle County Medical Society
1988-2002 Delaware Radiologic Society
1988-95 Delaware Medical Society
1990-95 President of Delaware Society of Nuclear Medicine
1993 Alternate Delegate - Delaware Medical Society
2002- Arizona Medical Society
2002- Maricopa County Medical Society

EDITORIAL POSITIONS:

Journal of Nuclear Medicine, Reviewer, 1987, 1994 , 1999-
Clinical Nuclear Medicine, Associate Editor, 1996-

BIBLIOGRAPHY:

Peer-reviewed publications:

- *1. Mansfield C, Kramer S, Southard M, Mandell G: Prognosis in patients with metastatic liver disease diagnosed by liver scan. *Radiology*, 93:77-84, 1969.
- *2. Gohel V, Dalinka M, Mandell G, Azimi F: Pharmacoradiology of the gastrointestinal tract. *Critical Reviews in Clinical Radiology*, 5:69, 1974.
- *3. Casselman E, Miller W, Lin S, Mandell G: Von Recklinghausen's disease: Incidence of roentgenographic findings with clinical review of the literature. *Critical Reviews in Clinical Radiology*, 9:387, 1977.
- *4. Mahboubi S, Mandell G: Urinary extravasation during high dose excretory urography in a three-week old infant. *Clinical Pediatrics*, 16:844, 1977.
- *5. Mandell GA, O'Hara AE: Presumptive benign intra-abdominal calcifications: Adrenal and inferior vena cava. *American Journal of Diseases of Children*, 132:922,1978.

- *6. Mandell GA, Rosenberg H, Schnauffer L: Prolonged retention of foreign bodies in the stomach. *Pediatrics*, 60:460-462, 1977.
- *7. Kaufman HJ, Mahboubi S, Mandell GA: Monosteal involvement in Caffey's disease. *Skeletal Radiology*, 2:109-111, 1977.
- *8. Raney B, Mandell GA, Evans A, D'Angio G: Case of rhabdomyosarcoma of the nasopharynx. *Journal of Medical and Pediatric Oncology*. 1977
- *9. Casselman ES, Mandell GA: Vertebral scalloping in neurofibromatosis. *Radiology*, 7(3):178-179, 1978.
- *10. Mandell GA: The pedicle in neurofibromatosis. *AJR*, 130:675-679, 1978.
- *11. Mandell GA: Resolution of Hodgkin's induced ivory vertebrae. *Pediatric Radiology*, 7(3):178-179, 1978.
- *12. Mandell GA: Association of antral diaphragms and hypertrophic pyloric stenosis. *AJR*, 131:203-206, 1978.
- *13. Mandell GA, Kricun ME: Exaggerated anterior vertebral notching. *Radiology*, 131:367-369, 1979.
- *14. Raney B, Zimmerman RA, Bilaniuk LT, Mandell GA, Potsic W: Management of craniofacial sarcoma in childhood assisted by computed tomography. *International Journal of Radiation, Oncology, Biology and Physics*, 5:529-534, 1979.
- *15. Mandell GA, Dalinka MK, Coleman BF: Fibrous lesions in the lower extremities in neurofibromatosis. *AJR*, 133:1135-1138, 1979.
- *16. Mills JL, Spackman TJ, Borns P, Mandell GA, Jones R, Schwartz MW: The usefulness of lateral neck roentgenograms in laryngotracheobronchitis. *American Journal of Diseases of Children*, 133:1140-1142, 1979.
- *17. Schwartz EE, Katz S, Mandell GA: Post inflammatory pseudotumors of the lung. Fibrous histiocytoma and related lesions. *Radiology*, 136:609-613, 1980.
- *18. Smoger BR, Rosen FJ, Teplick SK, Mandell GA, Teplick JG: Small bowel obstruction caused by gaseous distention of the Cantor tube balloon. *AJR*, 135:612-613, 1980.

- *19. Teplick SK, Kaplan JM, Mandell GA, Richardson PA, Khanna OP: Percutaneous nephropylotomy in children with obstructive uropathy. Postgraduate Medicine, 71:217, 1982.
- *20. McCarten KM, Rosenberg HK, Borden SK, Mandell GA: Delayed appearance of right diaphragmatic hernia associated with Group B streptococcal infection in newborns. Radiology, 139:385-389, 1981.
- *21. Mandell GA, Teplick SK: Glucagon - its use in childhood gastrointestinal radiology. Gastrointestinal Radiology, 7:7-13, 1982.
- *22. Mandell GA, Pizzica AL: Air in the inferior accessory fissure of a neonate. Journal of the Canadian Association of Radiologists, 32:249-250, 1981.
- *23. Mandell GA, Chawla H: Chest tube positioning in neonatal pleural herniation. AJR, 137:1029-1031, 1981.
- *24. Mandell GA, Heyman S, Alavi A, Ziegler M: Splenic-gonadal fusion in association with microgastria. Pediatric Radiology, 13:95-98, 1983.
- *25. Mandell GA, Heyman S: Absent sternum on bone scan. Clin Nucl Med 8:327, 1983.
- *26. Mandell GA, Heyman S: Dorsal defect of patella on radionuclide bone scan. Clin Nucl Med, 8:380, 1983.
- *27. Mandell GA, Lantieri R, Goodman LR: Tracheobronchial compression in Hodgkin's lymphoma in children. AJR, 139:1167-1170, 1982.
- *28. Makler PT, Velchik MG, Weingrad T, Mandell GA, Goldstein HA: Unusual appearance of a highly vascular lesion on Tc-99m DISIDA hepatobiliary scintigraphy. Clin Nucl Med, 8:483-485, 1983.
- *29. Mandell GA, Heyman S: Accumulation of MDP in primary childhood hepatic malignancies and their metastases. Clin Nucl Med, 12:594-596, 1983.
- *30. Heyman S, Mandell GA: Bone scintigraphy in congenital syphilis. Clin Nucl Med, 8:531-534, 1983.

- *31. Mandell A, Swacus JR, Rosenstock J, Bock BE: Danger of urography in hyperuricemic children with Burkett's lymphoma. J Can Assoc Radiol, 34:273-277,1983.
- *32. Mandell GA, Heyman S: Midline circular photopenic defects of the sternum. Brit J of Radiol, 56:761,1983.
- *33. Mandell GA, Heyman S, Rosenberg HR, Golden D: Congenital syphilitic hepatitis: A case report with multiple imaging modalities. (syphilitic hepatitis). Eur J of Nucl Med, 8:505-506,1983.
- *34. Esterhai JL, Brighton CT, Heppenstall RB, Alavi A, Mandell GA: Technetium and gallium scintigraphic evaluation of patients with long bone fracture nonunion. Orthopedic Clinics of North America, 15:125-130, January, 1984.
- *35. Esterhai J, Alavi A, Mandell GA, Brown J: Sequential Technetium-99m/Gallium-67 scintigraphic evaluation of subclinical osteomyelitis complicating fracture nonunion. J Ortho Research, 3:219-225, 1985.
- *36. Mandell GA, Herrick WC, Harcke HT, Sharkey C, Brooks KM, MacEwen GD: Neurofibromas: Locating by Scanning with Tc-99m DTPA. Radiology, 157:803-806, 1985.
- *37. Mandell GA, Harcke HT: Subperiosteal hematoma: another scintigraphic "doughnut". Clin Nucl Med, 11:35-37, 1986.
- *38. Mandell GA, Heyman S: Extraosseous uptake of technetium-99m methylene diphosphonate in secondary deposits of neuroblastoma. Clin Nucl Med, 11:337-340, 1986.
- *39. Mandell GA, Harcke HT: Accumulation of MDP in an intramuscular hemangioma. Clin Nucl Med, 11:487-490, 1986.
- *40. Mandell GA, Harcke HT, Sharkey C, Brooks KM: Uterine blush in multiphase bone imaging. J of Nucl Med, 27:51-55, 1986.
- *41. Mandell GA, Harcke HT: Freiberg's infraction (or infarction?). J Nucl Med, 23:249-251, 1987.
- *42. Mandell GA, Snyder HM, Heyman S, Keller M, Kaplan JM, Norman ME: Association of congenital megacalycosis and

- ipsilateral segmental metaureter. Pediatric Radiology, 17:28-33, 1987.
- *43. Mandell GA, Harcke HT: Pelvic "doughnut" sign of incidental pregnancy on bone scintigraphy. Clin Nucl Med, 12:116-117, 1987.
 - *44. Mandell GA, Harcke HT: Extrinsic causes of vesical filling defects on scintigraphy. Clin Nucl Med, 12:204-207, 1987.
 - *45. Mandell GA, Harcke HT: Scintigraphy of persistent vertebral transverse process epiphysis. Clin Nucl Med, 12:359-362, 1987.
 - *46. Mandell GA, Harcke HT, Sharkey CA, Brooks KM, MacEwen GD: SPECT Imaging of Para-axial neurofibromatosis with Tc-99m DTPA. J Nucl Med, 28:1688-1694, 1987.
 - *47. Mandell GA, Harcke HT, Sharkey CA, Cooley LA: Post-prandial blush on multiphase bone scintigraphy. J Nucl Med, 28:1550-1553, 1987.
 - *48. Harcke HT, Zapf SE, Mandell GA, Sharkey CA, Cooley LA: Quantitative bone scintigraphy in the evaluation of angular deformity of the lower extremity. Radiology, 164:437-440, 1987.
 - *49. Mandell GA, Padman R, Brunson G, Delengowski R: CT digital radiograph: alternative technique for airway evaluation in physically disabled patients. Pediatric Radiology, 17:505-508, 1987.
 - *50. Mandell GA, Finkelstein MS: Gastric Pneumatosis Secondary to an Intramural Feeding Catheter. Pediatric Radiology, 18:418-420, 1988.
 - *51. McCarthy K, Velchik MG, Alavi A, Mandell GA, Epstein JL, Goll S: Indium-111-Labeled White Blood Cells in the Detection of Osteomyelitis Complicated by Pre-existing Condition. J Nucl Med, 29:1015-1021, 1988.
 - *52. Riviello JJ, Marks HG, Lee MS, Mandell GA: Aqueductal Stenosis in Neurofibromatosis: A Report of 2 Cases. Neurofibromatosis, 1:312-317, 1988.

- *53. Mandell GA, Harcke HT, Bowen JR, Sharkey CA: Transient photopenia in the femoral head following arthrography. Clin Nucl Med, 14:397-404, 1989.
- *54. MacKenzie WG, Bassett GS, Mandell GA, Scott CI, Jr.: Avascular necrosis of the hips in multiple epiphyseal dysplasia. J Ped Orthop, 9:666-671, 1989.
- *55. Mandell GA, Finkelstein MS, Hallowell M: Delayed presentation of a symptomatic Morgagni hernia. Southern Medical Journal, 82:1299-1302, 1989.
- *56. Mandell GA, Scott CI, Jr., Harcke HT: Scintigraphic differentiation of congenital soft-tissue extremity enlargement with Tc-99m DTPA. Skeletal Radiology, 18:33-41, 1989.
- *57. Mandell GA, MacKenzie WG, Scott CI, Jr., Harcke HT, Wills JS, Bassett GS: Identification of avascular necrosis in the dysplastic proximal femoral epiphysis. Skeletal Radiology, 18:273-282, 1989.
- *58. Mandell GA, Harcke HT, Hugh J, Kumar SJ, Maas KW: Detection of talocalcaneal coalitions by magnification bone scintigraphy. J Nucl Med, 31:1797-1801, November 1990.
- *59. Finkelstein MS, Mandell GA, Tarbell KV: A cost-effective method for determining the imaging approach for the diagnosis of hypertrophic pyloric stenosis. Radiology, 177:759-762, December, 1990.
- *60. Caro PA, Mandell GA: Aneurysmal Bone Cyst of the Spine in Children. MRI Imaging at 0.5 Tesla. Pediatric Radiology, 21:114-116, 1991.
- *61. Mandell GA, Karet DA, Harcke HT, Bowen JR: Chondrolysis Detection by Bone Scintigraphy. J of Ped Orthop, 12:80-85, 1992.
- *62. Mandell GA, Harcke HT, Scott CI, Caro PA, Einsig HJ, Bowen RJ: Protrusio Acetabuli in Neurofibromatosis: Dysplastic and Nondysplastic forms. Neurosurgery, 30:552-556, 1992.
- *63. Mandell GA, Bellah RD, Boulden MC, Sherman NH, Harcke HT, Padman RJ, McNicholas KW: The Dynamics of the Cervical

Trachea in Response to Herniation of the Normal Thymus.
Radiology, 186:383-386, 1993.

- *64. Mandell GA, Harcke HT: Scintigraphy of the Painful Hip in Adolescents. Applied Radiology, 21:64-70, 1993.
- *65. Mandell GA, Meek RS: Infarctions of the Iliac in Young Patients with Sickle Hemoglobinopathies. Clin Nucl Med, 18:558-560, 1993.
- *66. Mandell GA, Morales RW, Harcke HT, Bowen JR: Bone Scintigraphy in Patients with Atypical Lumbar Scheuermann's Disease. J Ped Orthop, 13:622-627, 1993.
- *67. Mandell GA, Harcke HT: Scintigraphy of Spinal Disorders in Adolescents. Skeletal Radiol, 22:393-401, 1993.
- *68. Mandell GA, McNicholas KW, Padman R, Harcke HT: Innominate Artery Compression of the Trachea: Its Relationship to the Cervical Herniation of Normal Thymus. Radiology, 190:131-135, 1994.
- *69. Jasani MS, Nadkarni VM, Finkelstein MS, Mandell GA, Salzman MK, Norman ME: Endotracheal epinephrine administration technique effect in pediatric porcine hypoxic-hypercarbic arrest. Crit Care Med, 22A:152, 1994.
- *70. Taylor A, Mandell GA, Norman ME: Calcium Deficiency Rickets in a North American Child. Clin Pediatr, 33(8):494-497, 1994.
- *71. Grissom LE, Griffin GC, Mandell GA: Hypervitaminosis A as a Complication of Treatment for Neuroblastoma. Pediatric Radiology 26: 200-202, 1996.
- *72. Mandell G, Filmer B: "The Renal Axes in Spina Bifida: Issues of confusion and fusion". Abdominal Imaging 21: 541-545, 1996.
- *73. Cook SP, Lawless S, Mandell GA, Reilly JS: The use of the salivagram in the evaluation of severe and chronic aspiration. Ped Otorhinolaryngol 41: 353-361, 1997.
- *74. Mandell GA, Conteras SJ, Conard K, Harcke HT, Maas KW: Bone scintigraphy in chronic recurrent multifocal osteomyelitis. JNM, 39:778-783, 1998.

- *75. Mandell GA, Wolfson PJ, Adkins ES, et al. Cost-effective Imaging Approach to the Nonbilious Vomiting Infant. Pediatrics 103:1198-1202, 1999.

Non peer- reviewed publications:

1. Harcke HT, Grissom LE, Lee M, Mandell GA: Common congenital skeletal abnormalities of the thorax. Journal of Thoracic Imaging, 1:1-6, 1986.
2. Mandell GA, Harcke HT, Jay Kumar S: Congenital Disorders of the Extremities. Topics in Magnetic Resonance. December, 1991.
3. Mandell GA, Harcke HT, Jay Kumar S: Developmental Disorders of the Extremities. Topics in Magnetic Resonance. December, 1991.
4. Mandell GA, Harcke HT, Jay Kumar S: Avascular Necrosis and Related Conditions. Topics in Magnetic Resonance. December, 1991.
5. Mandell GA, Harcke HT, Jay Kumar S: Fibrous Lesions of the Extremities. Topics in Magnetic Resonance. December, 1991.
6. Mandell GA, Harcke HT, Jay Kumar S: Chondroid Lesions of Extremities. Topics in Magnetic Resonance. December, 1991.
7. Mandell GA, Harcke HT, Jay Kumar S: Osteoid Lesions of the Extremities. Topics in Magnetic Resonance. December, 1991.
8. Mandell GA, Harcke HT, Jay Kumar S: Miscellaneous Disorder of Extremities. Topics in Magnetic Resonance. December, 1991.
9. Maas KW, Mandell GA, Buchanan CA: Update on Pediatric Bone Scintigraphy. J Nucl Med Technology, 21:84-88, 1993.
10. Harcke HT, Mandell GA: Scintigraphic Evaluation of the Growth Plate. Seminars in Nuclear Medicine, 23(4):266-273, 1993.

11. Mandell GA, Alexander MA, Harcke HT: A Multiscintigraphic Approach to Imaging of Lymphedema and Other Causes of the Congenitally Enlarged Extremity. Seminars in Nuclear Medicine, 23(4):334-346, 1993.
12. Mandell GA: Imaging in the Diagnosis of Musculoskeletal Infections in Children. Current Problems in Pediatrics, 26(7):218-237, 1996.
13. Mandell GA, Cooper, JA, Majd, M, et al. Guideline for Pediatric Sedation in Nuclear Medicine. Society of Nuclear Medicine Procedure Guidelines JNM 38: 1640- 1643, 1997.
14. Mandell GA, Eggli DF, Gilday DL, et al. Guideline for Radionuclide Cystography in Children. Society of Nuclear Medicine Procedure Guidelines JNM 38: 1650 -1653, 1997.
15. Mandell GA, Cooper JA, Leonard JC, et al. Guideline for Diuretic Renography in Children. Society of Nuclear Medicine Procedure Guidelines JNM 38: 1647-1650, 1997.
16. Mandell GA. Eggli DF, Guilday DL, et al. Guideline for Renal Cortical Scintigraphy in Children. Society of Nuclear Medicine Procedure Guidelines. JNM 38: 1644-1646 1997.
17. Harcke HT, Mandell GA, Cassell I: Imaging Techniques in Childhood "Arthritis" Rheumatic Disease Clinics NA W.B. Saunders 1997
18. Mandell GA: Economic issue in pediatric nuclear medicine: cortical scanning of acute pyelonephritis. Quarterly Journal of Nuclear Medicine 41: 302-308, 1997.
19. Mandell GA: Nuclear Medicine in Pediatric Orthopedics. Seminars in Nucl Med 28: 95-115, 1998.
20. Mandell GA: Nuclear Medicine in Pediatric Musculoskeletal Imaging. Seminars in Musculoskeletal Radiology Vol. 3, 1999. Pp. 289-316.

1. "Pediatric Chest" in Teplick and Haskin (eds): Surgical Radiology. Philadelphia, Pennsylvania, W.B. Saunders, 1981. (C)
2. "Intensive Care Neonatal Chest" in Goodman and Putnam (eds): Intensive Care Radiology. Philadelphia, Pennsylvania, W.B. Saunders, 1982. (C)
3. "Intensive Care Neonatal Chest" in Goodman and Putnam (eds): Intensive Care Radiology. Philadelphia, Pennsylvania, W.B. Saunders, 1982. (2nd Edition). (C)
4. "Bone Trauma" in Silberstein, E.B. (ed): Bone Scintigraphy. Mount Kisco, New York, Futura Publishing, 1984. (C)
5. "Radionuclide Imaging" in Kricun, M.E. (ed): Imaging Modalities in Spinal Disorders. Philadelphia, Pennsylvania, W.B. Saunders, 1987. (C)
6. "Radionuclide Imaging" in Kricun, M.E.: Imaging in Bone Tumors. Philadelphia, Pennsylvania, W.B. Saunders, 1992. (C)
7. Mandell GA, Harcke HT: Imaging Strategies in Pediatric Orthopaedics. Aspen Publishers, Published September, 1990. (B)
8. "Imaging Evaluation of the Neonate" Goodman & Putnam, Critical Care Imaging, 3rd ed., W.B. Saunders, p. 413-472. (C)1993
9. "Musculoskeletal Scintigraphy" Miller & Gelfand. Pediatric Nuclear Imaging, W.B. Saunders, 1994. (C)
10. "Pediatric Bone Scanning" Collier, Fogelman, Rosenthall. Skeletal Nuclear Medicine. Mosby-Yearbook, 1996. (C)
11. Jasani MS, Nadkarni VM, Szatkowski M, Stefano J, Resnik P, Mandell GA and Salzman SK: Artificial Surfactant as a Vehicle for Endotracheal Epinephrine in Pediatric Porcine Arrest. Advances in Swine in Biomed Research (eds), Tumbleson & Schook, Plenum Press, New York, 1996. (C)
12. Mandell GA: Neurofibromatosis. Ferrucci's Radiology Diagnosis, Imaging and Intervention Lipincott-Raven 1998.
13. Contributed to Polin, Richard A., and Spitzer, Alan R. Fetal and Neonatal Secrets Lipincott Williams & Wilkins 2001.

14. Mandell GA, Harcke HT. "Trauma to The Growing Skeleton" Caffey's Pediatric Diagnostic Imaging 10th Ed. Mosby/WB Saunders. 2004.
15. Mandell GA, Harcke HT. "Osteochondroses" Caffey's Pediatric Diagnostic Imaging 10th Ed. Mosby/ WB Saunders. 2004
16. Mandell GA, Harcke HT. " The Child With a Limp" Practical Pediatric Radiology. Elsevier Health Sciences: Hilton S. editor. 2007
17. Two electronic chapters Emedicine "Duodenal Atresia" and "Cystic Adenomatoid Malformation" 2002.

Abstracts and Communications

1. Raney B, Zimmerman R, Bilaniuk B, Littman P, Mandell GA: Computed tomography in craniofacial sarcoma of childhood. International Journal of Radiation Oncology, Biology and Physics, 2(2):149, 1977.
2. Mandell GA, Pizzica AL: Radionuclide diagnosis of a hematoma in an ovarian cyst. J Nucl Med, 22:930-931, 1981.
3. Mandell GA, Alavi A, Esterhai J: The role of Gallium-67 citrate imaging in evaluation of nonunited fractures for osteomyelitis. J Nucl Med, November 1983. (Abstract)
4. Harcke HT, Macy NJ, Mandell GA, MacEwen GD: Quantitative assessment of growth plate activity. J Nucl Med, 25:115, May 1984.
5. Brooks KM, Sharkey CA, Harcke HT, Mandell GA: Scintigraphic appearance of the pediatric sternum. J Nucl Med Tech, 12:89, June 1984.
6. Sharkey CA, Brooks KM, Harcke HT, Mandell GA: Patterns of uterine uptake in three-phase bone scintigraphy. J Nucl Med Tech, 13:Ab5, June 1985.

7. Brooks KM, Sharkey CA, Harcke HT, Mandell GA:
Quantification: A comparison of magnification and pinhole
technique. J Nucl Med Tech, 13:Ab6, June 1985.
8. Harcke HT, Mandell GA, Lee MS, Grissom LE: Evaluation
scoliosis with digital radiographic techniques. AJR,
145:875, October 1985.
9. Mandell GA, Herrick WC, Harcke HT, Sharkey C, Brooks K,
MacEwen GD: Localization of neurofibromas by scanning
with technetium-99m diethylene triamine pentacetic acid
(Tc-99-DTPA). AJR, 145:875, October 1985.
10. Mandell GA, Harcke HT, Sharkey CA, Brooks KM, MacEwen GD:
SPECT imaging of para-axial neurofibromatosis with Tc-99m
DTPA. J Nucl Med 27:932, June 1986.
11. Harcke HT, Mandell GA, Bowen JR, Sharkey CA, Cooley LA:
Use of bone scintigraphy in surgical closure of the growth
plates (epiphysiodesis). J Nucl Med, 4:716, April 1987.
12. Mandell GA, Harcke HT, Kumar SJ, Maas KW: Non-Osseous
Subtalar Coalitions: The Role of Bone Scintigraphy. J
Nucl Med, 30:799, 1989.
13. Mandell GA: Transient Photopenia of the Femoral Head
Following Arthrography (Letters to the Editor). Clin Nucl
Med, 14:789, October 1989.
14. Mandell GA, Harcke HT: Secondary Chondrolysis in Slipped
Epiphysis: Detection by Bone Scintigraphy. J Nucl Med,
31:742, 1990.
15. Mandell GA, Boulden MC, Harcke HT: Intermittent Cervical
Thymus: Radiographic/Sonographic Correlation. J
Ultrasound Medicine, 10:S21, 1991.
16. Pizzutillo PA, Mandell GA: Spinal Stenosis in Klippel
Feil Syndrome. Presented at American Academy of
Orthopaedic Surgeons. Anaheim, CA 1991.
17. Mandell GA, Alexander MA, Harcke HT, Maas KW, Ford K,
Cartner T: A Multiscintigraphic Imaging Approach to
Lymphedema. J Nucl Med, 33:874, 1992.
18. Harcke HT, Sobus KS, Alexander MA, Mandell GA: Skeletal
Screening in Children with Traumatic Brain Injury. J Nucl
Med, 33:873, 1992.

19. Ford K, Maas KW, Mandell GA, Harcke HT: Bone Malignancy Localization Using Thallium Imaging. J Nucl Med Tech, 20:107, 1992.
20. Nadkarni VM, Jasani MS, Finkelstein MS, Salzman SK, Mandell GA, Norman ME: Comparison of two doses of endotracheal epinephrine in porcine hypoxic-hypercarbic arrest. Crit Care Med, 21:A161, 1993.
21. Jasani MS, Nadkarni VM, Stefano J, Leef K, Salzman SK, Mandell GA, Kettrick R: Surfactant as a vehicle for endotracheal epinephrine in pediatric porcine arrest. Crit Care Med, 22:A152, 1994.
22. Mandell GA, Maas KM, Harcke HT: "Dumping Syndrome" in Neuromuscularly Disabled Children with Gastrostomies. J Nucl Med, 36:22P, May 1995.
23. Mandell GA, Contreras K, Maas K, Harcke HT: Scintigraphy of Physeal Involvement in CRMO. J Nucl Med 37:23P, 1996.
24. Mandell GA: Letter to the editor re article by Mahboubi et al., on "Innominate arter compression of the trachea in infants". Int J Pediatr Otorhinolaryngol 3: 281-284, 1996.
25. Mandell GA, Finkelstein MS: The role of ultrasonography in the diagnosis of pyloric stenosis: a decision analysis. (letter to editor) J Pediatr Surg 34: 376, 1999.
26. Reed E, Moettcher M, Mandell G, Blecker U, Shaffer S, Mehta DI. Clinical correlates of dumping in neurologically challenged children. J Pediatr Gastroenterol Nutr 1999 29:A116.
27. Nadal T, Mandell G, Shaffer S, Reed E, Blecker U, Mehta DI. Measuring liquid gastric emptying time using ¹³C-glutamine. J Pediatr Gastroenterol Nutr 1999 29:A50

Department Publications

Radiologic Techniques of Children's Hospital of Philadelphia, 1974.

Preparation and Scheduling for Children's Hospital of Philadelphia, 1974.

Preparations for Radiologic Studies for Outpatients at Children's Hospital of Philadelphia, 1974.

Brochure "Pediatric Imaging" Alfred I. duPont Institute, 1984.

Radiation Safety Module for A.I. duPont Hospital for Children. 1999. Revised in 2001.

Exhibits

1. Park, Chan and Mandell, Gerald A: Pericardial effusions detected by transmission-emission scanning. Presented at the American Roentgen Ray Society in Boston, 1972.
2. Casselman, Edward, Miller, Wallace and Mandell, Gerald A: Von Recklinghausen's disease. Presented at the American Roentgen Ray Society in Washington, DC, September 1976 and at the Radiological Society of North America in Chicago, November, 1977.
3. Mandell GA, Alavi A, Esterhai J: The role of Gallium-67 citrate imaging in the evaluation of nonunited fractures for osteomyelitis. Presented at Society of Nuclear medicine, St. Louis, June, 1983.
4. Harcke HT, Macy NJ, Mandell GA and MacEwen GD: Quantitative Assessment of Growth Plate Activity. Society of Nuclear Medicine, June, 1984 (Poster).
5. Riviello JJ, Marks HG, Mandell GA, Lee MS: Aqueductal Stenosis in Neurofibromatosis. Child Neurology Society, Fall, 1985.
6. Mandell GA, Harcke HT, Sharkey C, Brooks KM, MacEwen GD: Planar and SPECT Imaging of Neurofibromatosis. American Roentgen Ray Society, April, 1986; Society of Nuclear Medicine, June, 1986: RSNA, November, 1986.
7. Campbell RM, Mandell GA, Bunnell WP, Marks HG: Pitfalls in the Diagnosis of Intraspinial Tumors. American Academy of Orthopedic Surgeons, San Francisco, January, 1987.
8. Harcke HT, Mandell GA, Bowen JR, Sharkey CA, Cooley LA: Use of Bone Scintigraphy in Surgical Closure of the Growth

Plates (epiphysiodesis). Presented at the Society of Nuclear Medicine, Toronto, Canada, June, 1987

9. Mandell GA, Ford K, Maas KW: Pseudohorseshoe Configuration of the Kidneys in Meningomyelocele Patients, SNM, Cincinnati, June, 1991.
10. Maas KW, Ford K, Mandell GA, Harcke HT: Scintigraphic Detection of Tracheal Aspiration in Children. SNM, Los Angeles, June, 1992.
11. Jasani MS, Nadkarni VM, Finkelstein MS, Mandell GA, Norman ME: Endotracheal Epinephrine Administration in Porcine Hypoxic Hypercarbic Arrest. Educational and Scientific Symposium, Society of Critical Care Medicine, New York, June, 1993.

Presentations

1. Brooks KM, Sharkey CA, Harcke HT, Mandell GA, Jarad B and Gainey MA: Scintigraphic appearance of pediatric sternum. Society of Nuclear Medicine, 1984.
2. Harcke HT, Mandell GA, Lee MS and Grissom LE: Evaluating Scoliosis with Digital Radiographic Techniques. Society of Pediatric Radiology, April, 1985.
3. Mandell GA, Herrick WC, Harcke HT, Sharkey CA, Brooks KM and MacEwen GD: Localization of neurofibromas by scanning with technetium-99m diethylene triamine pentacetic acid (Tc99m DTPA). Society of Nuclear Medicine, April, 1985.
4. Mandell GA, Herrick WC, Harcke HT, Sharkey CA, Brooks KM and MacEwen GD: Localization of neurofibromas by scanning with technetium-99m diethylene triamine pentacetic acid (Tc99m DTPA). Society of Nuclear Medicine, June, 1985.
5. Sharkey CA, Harcke HT, Mandell GA and Cooley LA: SPECT techniques in evaluation of growth plate abnormalities about the knee. Society of Nuclear Medicine, June, 1986.
6. Sharkey CA, Harcke HT, Mandell GA: Operative localization of bone lesions: Responsibilities of the technologist. Society of Nuclear Medicine. June, 1986.
7. Mandell GA, Harcke HT, Sharkey CA, Brooks KM, and MacEwen GD: SPECT imaging of para-axial neurofibromatosis with Tc-99m DTPA. Society of Nuclear Medicine. June, 1986.

8. McCarthy KE, Velchik MG, Alavi A, Mandell GA, Esterhai J, and Goll S: Accuracy and reliability of In-WBCs in osteomyelitis. Society of Nuclear Medicine. June, 1986.
9. Harcke HT, Mandell GA, Sharkey CA, and Cooley LA: Angular deformity of the lower extremity: evaluation by bone scintigraphy. Society of Nuclear Medicine. June, 1986.
10. Mandell GA: "Scintigraphic Differentiation of Extremity Enlargement with Tc-99m DTPA". International Skeletal Society. September, 1987.
11. Mandell GA, Harcke HT, Kumar SJ, Maas KW: Non-osseous subtalar coalitions: the role of bone scintigraphy. Society of Nuclear Medicine. June, 1989.
12. Pizzutillo PD, Mandell GA, Schoedler SJ, Menduke H: Cervical Spine Stenosis in Klippel-Feil Syndrome. European Cervical Spine Society in Geneva, Switzerland. June, 1989.
13. Caro PA, Mandell GA: Aneurysmal Bone Cyst of the Spine in Children MRI Imaging at 0.5 Tesla. Society of Pediatric Radiology. April, 1990.
14. Maas KW, Ford KA, Harcke HT, Mandell GA: Iatrogenic Scintigraphic Abnormalities in Children Secondary to Restraint. Society of Nuclear Medicine. June, 1990.
15. Ford KA, Maas KW, Mandell GA, Harcke HT: Techniques for Scintigraphy of the Feet in Children. Society of Nuclear Medicine. June, 1990.
16. Mandell GA, Harcke HT: Secondary Chondrolysis in Slipped Epiphysis: Detection by Bone Scintigraphy. Society of Nuclear Medicine, Washington, D.C. June, 1990.
17. Mandell GA: Scintigraphy of Painful Feet in Children. Refresher course of International Skeletal Society, Salzburg, Austria. September, 1990.
18. Mandell GA, Boulden ME, Harcke HT: Intermittent Cervical Thymus: Radiographic/Sonographic Correlation. American Institute of Ultrasound in Medicine, Atlanta, GA. February, 1991.
19. Mandell GA: Case Presentation-Histiocytosis. Closed Meeting, International Skeletal Society, San Diego, California. September, 1991.

20. Mandell GA: Protrusio Acetabuli in Neurofibromatosis: Dysplastic and Nondysplastic. International Skeletal Society, San Diego, California. September, 1991.
21. Mandell GA: Scintigraphy of the Painful Hip in Adolescents. International Skeletal Society, San Diego, September, 1991.
22. Finkelstein MS, Jasani MS, Nadkarni VM, Mandell GA, Norman ME: Endotracheal Administration Technique Effects on Epinephrine Distribution in a Pediatric Hypoxic-Hypercarbic Arrest Model. Society for Pediatric Radiology, Orlando, FL. May, 1992.
23. Finkelstein MS, Jasani MS, Nadkarni VM, Mandell GA, Norman ME: Technetium Tube Adherence (TTA) in an Endotracheal Epinephrine Resuscitation Model. Society for Pediatric Radiology, Orlando, FL. May, 1992.
24. Mandell GA, Alexander MA, Harcke HT, Maas KW, Ford K, Cartner T: A Multiscintigraphic Imaging Approach to Lymphedema. Society of Nuclear Medicine, Los Angeles, California. June, 1992.
25. Harcke HT, Sobus KS, Alexander MA, Mandell GA: Skeletal Screening in Children with Traumatic Brain Injury. Society of Nuclear Medicine, Los Angeles, California. June, 1992.
26. Mandell GA: Scintigraphy of Atypical Scheuermann Disease. International Skeletal Society, Stockholm, Sweden. August, 1992.
27. Mandell GA: Scintigraphy of Spinal Disorders in Adolescents. Refresher course of International Skeletal Society, Stockholm, Sweden. August, 1992.
28. Mandell GA: Case Presentation #46: Chloroma. International Skeletal Society, Toronto, Canada. August, 1993.
29. Mandell GA, Maas K, Harcke HT: Dumping Syndrome in Neuromuscularly Disabled Children with Gastrostomies. Society of Nuclear Medicine, Minneapolis, MN. June, 1995.
30. "Renal Axes in Spina Bifida: The Issues of Fusion and Confusion." 6th World Congress of the World Federation of

43. Refresher course of International Skeletal Society;
Scintigraphic Evaluation of Musculoskeletal Tumors in Children
Sept 2003 San Francisco.

44. Refresher course of International Skeletal Society:
Scintigraphy of Childhood Sarcomas. Sept 2004 Malta

45. Society of Nuclear Medicine: Lymphoscintigraphy in
Children. June 2005 Toronto, Canada

45. Refresher course of International Skeletal Society:
Scintigraphy of Childhood Osteomyelitis. Oct 2005 Singapore

46. Refresher course of International Skeletal Society:
Osseous Overgrowth in Children. Sept. 2006, Vancouver, Ca.

Lectures by Invitation:

Panel Moderator, Philadelphia Roentgen Ray Society,
November, 1978.

Participant Diagnostic Radiology Grand Rounds, Hahnemann
Hospital, March, 1978.

Philadelphia Blue Ribbon Course "Pediatric Mediastinal
Tumors", December, 1978.

Panel Moderator, Pediatric Radiology Grand Rounds, Hahnemann
Hospital, March, 1979.

Orthopedics Concepts Course "Scintigraphy of the Hip."
October, 1984.

Film Reading Panel, Philadelphia Roentgen Ray Society.
October, 1984.

"Planar and SPECT Imaging in Neurofibromatosis."
Philadelphia Nuclear Medicine Society. September, 1985.

"Localization of Neurofibromas with Technetium 99m DTPA."
St. Vincent's Hospital and Medical Center of New York,
Department of Radiology. February, 1986.

"Scintigraphic Imaging of Pediatric Hip." Philadelphia
Nuclear Medicine Society. September, 1986.

"Planar and SPECT Imaging of Neurofibromatosis with Tc-99m DTPA." Neurofibromatosis Society, Philadelphia, Pennsylvania. November, 1986.

"Imaging of Pediatric Airway." Pediatric Conference, A.I. duPont Institute. November, 1986.

"Planar and SPECT Imaging of Neurofibromatosis." Research Seminar, A.I. duPont Institute. December 16, 1986.

"Scintigraphic Imaging of Neurofibromatosis." Pediatric Imaging Update Course, Children's Hospital of Philadelphia. March, 1987.

"Cold Pediatric Skeletal Lesions." Philadelphia Nuclear Medicine Society. September, 1988.

"Newer Imaging Strategies of the Pediatric Hip." Coffee Rounds, Hospital of University of Pennsylvania. October 30, 1989.

"Scintigraphy of Pediatric Hip." St. Vincent's Hospital and Medical Center, New York. March, 1990.

"Photopenic Lesions on Skeletal Scintigraphy." Society of Nuclear Medicine (Technicians' Education Program), Washington, D.C. June, 1990.

"Reading X-rays for Non-Radiologists." Urgent Care, Inservice Rounds, A.I. duPont Institute. August 8, 1990.

"Scintigraphy of Painful Feet." Teaching Conference, Hospital of University of Pennsylvania. November 5, 1990.

"What's Exciting in Pediatric Skeletal Scintigraphy." Coffee Rounds - Radiology Department, Hospital of University of Pennsylvania. December 10, 1990.

"Fractures in Children." Urgent Care, Inservice, A.I. duPont Institute. December 12, 1990.

"Scintigraphy of Back Pain in Children." Coffee Rounds - Radiology Department, Hospital of University of Pennsylvania. January 28, 1991.

"New Concepts in Pediatric Bone Scintigraphy." St. Vincent's Hospital and Medical Center, New York. February 11, 1991.

"Chondrolysis: Detection by Bone Scintigraphy." Southern Pediatric Radiology Conference, Key West, Florida. March 1, 1991.

"Scintigraphy of Neurofibromatosis." Morning Seminar in Nuclear Medicine, Hospital of University of Pennsylvania. May 20, 1991.

"Renal Scintigraphy in Children." Morning Seminar in Nuclear Medicine, Hospital of University of Pennsylvania. June 3, 1991.

"Soft-Tissue Scintigraphy." Coffee Rounds - Radiology Department, Hospital of University of Pennsylvania. July 22, 1991.

"Scintigraphy of Painful Hip in Pediatrics." Coffee Rounds - Radiology Department, Hospital of University of Pennsylvania. August 26, 1991.

"Lymphoscintigraphy." Delaware Nuclear Medicine Society. December 8, 1991.

"Lymphoscintigraphy I." Coffee Rounds - Radiology Department, Hospital of University of Pennsylvania. November 11, 1991.

"Lymphoscintigraphy II." Coffee Rounds - Radiology Department, Hospital of University of Pennsylvania. January 26, 1992.

"Pediatric Renal Scintigraphy." Coffee Rounds - Radiology Department, Hospital of University of Pennsylvania. February 10, 1992.

"Cervical Thymus." Southern Pediatric Radiology Conference, Longboat Key, Florida. February 28, 1992.

"Renal Imaging Using Tc-99m MA63." Society of Nuclear Medicine - Technologist Section, Los Angeles, California. June, 1992.

Participation in College Bowl Competition - Society of Nuclear Medicine, Greater New York Chapter, Los Angeles, California. June, 1992.

"Scintigraphy of Painful Hip in Pediatrics." Coffee Rounds - Radiology Department, Hospital of University of Pennsylvania. August 10, 1992.

"Scintigraphy of Painful Spine in Adolescents." Coffee Rounds - Radiology Department, Hospital of University of Pennsylvania. October 29, 1992.

"Multiscintigraphic Approach to Lymphedema." Coffee Rounds - Radiology Department, Hospital of University of Pennsylvania. November 9, 1992.

"The Limping Child." Family Practice Resident Teaching, St. Francis Hospital, Wilmington, Delaware. November 10, 1992.

"Spinal Scintigraphy in Adolescents with Low Back Pain." Loma Linda University, Loma Linda, California. December 8, 1992.

"Pediatric Skeletal Photopenia." Coffee Rounds - Radiology Department, Hospital of University of Pennsylvania. January 11, 1993.

"Spinal Scintigraphy in Adolescents with Low Back Pain." Temple University Hospital, Philadelphia, Pennsylvania. January 15, 1993.

"Pediatric Bone Scintigraphy in Children." American College of Nuclear Physicians, Orlando, Florida. February 27, 1993.

"Pediatric Bone Update." Co-moderator of Course, Society of Nuclear Medicine, Toronto, Canada. June 7, 1993.

"Pediatric Musculoskeletal Infection Imaging." Seminar Course - Society of Nuclear Medicine, Toronto, Canada. June 7, 1993.

"Lymphedema in Pediatric Population." Grand Rounds - A.I. duPont Institute. August 25, 1993.

"Protrusio Acetabuli in Neurofibromatosis." Neuhauser Society, Cape Cod, MA. September 11, 1993.

"Imaging Musculoskeletal Tumor." Coffee Rounds - Radiology Department, Hospital of University of Pennsylvania. September 13, 1993.

"Pediatric Musculoskeletal Infection." Coffee Rounds - Radiology Department, Hospital of University of Pennsylvania. October 11, 1993.

"Multiscintigraphic Approach to Enlarged Extremity." Coffee Rounds - Radiology Department, Hospital of University of Pennsylvania. November 8, 1993.

"Pediatric Bone Update." Delaware Nuclear Medicine Society, Newark, Delaware. December 6, 1993.

"Pediatric Bone Update." Coffee Rounds - Radiology Department, Hospital of University of Pennsylvania. January 10, 1994.

"Imaging of the Airway." Grand Rounds, A.I. duPont Institute. February 23, 1994.

"Pediatric Bone Update." Radiology Department - Jefferson Medical College. March 22, 1994.

"Congenital Enlarged Extremity." Seminar Course - Society of Nuclear Medicine, Orlando, Florida. June, 1994.

"Honey, I Nuked the Kids." Co-moderator of Seminar Course - Society of Nuclear Medicine, Orlando, Florida. June, 1994.

"Bone Imaging Update." Annual Meeting - Society of Nuclear Medicine (Technologist Course), Orlando, Florida. June, 1994.

"Advances in Medical Imaging." Moderator of Categorical Course - Society of Nuclear Medicine, Orlando, Florida. June 1994.

"Renal Axes in Spina Bifida: The Issues of Fusion and Confusion." Coffee Rounds - Radiology Department, Hospital of University of Pennsylvania. September 12, 1994.

"Renal Axes in Spina Bifida: The Issues of Fusion and Confusion." Neuhauser Society, Annapolis, Maryland. September 23, 1994.

"Neurofibromatosis: A Case Conference." Grand Rounds - A.I. duPont Institute. September 28, 1994.

"Chronic Recurrent Multifocal Osteomyelitis: Current Imaging." Southern Pediatric Radiology Society, Asheville, North Carolina. October 1, 1994.

"Ureaplasma Pneumonia in Infants." Southern Pediatric Radiology Society, Asheville, North Carolina. October 2, 1994.

"Bone Infection in Children." Coffee Rounds - Radiology Department, Hospital of University of Pennsylvania. October 10, 1994.

"College Bowl (USA Team). 6th World Congress of the World Federation of Nuclear Medicine and Biology, Sydney, Australia. October 28, 1994.

"Scintigraphy of the Knee." Coffee Rounds - Radiology Department, Hospital of University of Pennsylvania. December 12, 1994.

"Scintigraphy of Painful Feet." Coffee Rounds - Radiology Department, Hospital of University of Pennsylvania. January 9, 1995.

"Scintigraphy of Enlarged Extremity." Coffee Rounds - Radiology Department, Hospital of University of Pennsylvania. March 13, 1995.

"Imaging of the Pediatric Airway." Radiology Department - Jefferson Medical College. May, 1995.

"Pediatric Bone Imaging Indication and Technique." Technologist Continuing Education - Society of Nuclear Medicine, Minneapolis, Minnesota. June 12, 1995.

"Honey, I Nuked the Kids, Part 2." Co-moderator of Educational Seminar Course - Society of Nuclear Medicine, Minneapolis, Minnesota. June, 1995.

"Scintigraphy of the Pediatric Physis." Coffee Rounds - Radiology Department, Hospital of University of Pennsylvania. August 28, 1995.

"Scintigraphy of the Painful Knee." Coffee Rounds - Radiology Department, Hospital of University of Pennsylvania. October 7, 1995.

Assorted Cases. Coffee Rounds - Graduate Course in Nuclear Medicine, Hospital of University of Pennsylvania. December 11, 1995.

"Pediatric Renal Scintigraphy." Coffee Rounds - Radiology Department, Hospital of University of Pennsylvania. January 22, 1996.

"Scintigraphy of Osteomyelitis." Radiology Department -
Jefferson Medical College. January 25, 1996.

"Potpourri of Pediatric Scintigraphic Images." Coffee Rounds
- Radiology Department, Hospital of University of
Pennsylvania. March 11, 1996.

"Tumor Imaging in Pediatrics." Co-moderator of Educational
Seminar - Society of Nuclear Medicine, Denver, Colorado.
June 2, 1996.

Co-moderator of Pediatric GI Update - Society of Nuclear
Medicine, Denver, Colorado. June 6, 1996.

"Scintigraphy of CRMO." Pacific Northwest Pediatric
Association, Alaska. July 2, 1996.

"Musculoskeletal Infection in Children." Coffee Rounds-
Radiology Department, Hospital of University of
Pennsylvania. October 14 , 1996,

"Scintigraphy of the Adolescent Spine." Coffee Rounds-
Radiology Department. Hospital of University of
Pennsylvania, November 11, 1996.

"Musculoskeletal Imaging in Pediatrics" Nuclear Medicine
Graduate Course at Hospital of University of Pennsylvania (3
hrs) January 24, 1997.

"Potpourri of Musculoskeletal Cases (Cat Scratch Fever)" Coffee
Rounds- Radiology Dept. Hospital of University of
Pennsylvania January 27, 1997.

"Scintigraphy of Fused Kidneys* Coffee Rounds Radiology
Dept. Hospital of University of Pennsylvania March 10, 1997.

" The Dynamics of the Pediatric Airway in Health and
Disease" Grand Rounds. Thomas Jefferson University Hospital
April 8, 1997.

Moderator of Categorical Educational Seminar "Imaging of
Musculoskeletal System and Uses of Gallium in Children" at
Society of Nuclear Medicine, June 1, 1997 San Antonio,
Texas.

"Normal Variant / Developmental Anomalies - Pediatric Bone Scan" Categorical Seminar at Society of Nuclear Medicine, June 1, 1997, San Antonio, Texas.

"Infection of Pediatric Musculoskeletal System" Categorical Seminar at Society of Nuclear Medicine, June 1, 1997, San Antonio, Texas.

Moderator of "Read with the Experts - Pediatrics" at Society of Nuclear Medicine, June 3, 1997, San Antonio, Texas.

Case Presentation ; "Multifocal Giant Cell Tumor "September 6 , 1997, International Skeletal Society, Santa Fe, New Mexico

Coffee Rounds. Hospital of Univ. Pa. " Musculoskeletal Infection in Pediatrics" Oct. 13 ,1997.

Scintigraphy of Painful Hip" Coffee Rounds- Radiology Department, Hospital of University of Pennsylvania. November, 1997.

"Renal Imaging" St. Francis Hospital. Delaware Technological Society, December 12, 1997.

"Scintigraphy of the Limping Child" Coffee Rounds Radiology Department, Hospital of University of Pa. February 1998.

Moderator of Categorical Course "Common Pediatric Procedures: Optimizing Technique and Interpretation" at Society of Nuclear Medicine, Toronto, June 9, 1998.

"Pediatric Sedation" Society of Nuclear Medicine, Toronto, June 7, 1998.

Co-moderator of "Read with the Experts - Pediatrics" Society of Nuclear Medicine, Toronto, June 9, 1998.

Moderator of Pediatric Session of Musculoskeletal Refresher Course of the International Skeletal Society in Dublin, Ireland, September 11, 1998.

Moderator of "Role of Nuclear Medicine in Osteomyelitis" at the Post- International Nuclear Medicine Congress Seminar in Pediatric Nuclear Medicine at Munich, Germany September 5, 1998.

"Imaging the Child with Limp" Coffee Rounds - Hospital of University of Pennsylvania 11/9/98.

"Potpourri of Pediatric Nuclear Studies' Coffee Rounds - Hospital of University of Pennsylvania 12/14/98.

"Renal Scan in Pediatrics"- Coffee Rounds - Hospital of University of Pennsylvania April 12, 1999

"Dumping Syndrome" - Coffee Rounds - Hospital of University of Pennsylvania May 10, 1999.

"Imaging of the Limping Child" - Coffee Rounds - Hospital of University of Pennsylvania, Oct. 11, 1999.

Musculoskeletal Imaging Coffee Rounds- Hospital of University of Pa.
Nov. 2000

"Painful Hip" Coffee Rounds Hospital of University of Pennsylvania, Nov. 2001.

PRINCIPAL INVESTIGATOR OR GRANTS:

"Early Detection of Cardiomyopathy in Duchenne and Becker's Muscular Dystrophy." American Heart Association of Delaware. July, 1989.

OTHER GRANTS:

"Pulmonary Distribution of Endotracheally Administered Epinephrine in Pediatric Resuscitation." Society for Pediatric Radiology, 1991.

"Effects of Endotracheal Administration Technique on Distribution and Efficiency of Epinephrine in Pediatric Resuscitation." American Heart Association, 1991.

"Effects of Endotracheal Administration Technique on Distribution and Efficiency of Epinephrine in Pediatric Resuscitation." Mallinckrodt Critical Care, 1992-93.

MAJOR TEACHING AND CLINICAL RESPONSIBILITIES:

University of Pennsylvania:

Participation in the Postgraduate Nuclear Medicine Course -
Annually 1985-

Teaching of Residents and Fellows in the Nuclear Medicine
Department - Monthly 1985-2002

Medical Center of Delaware: 1988-2000

Teaching of Radiology Residents with Lecture - Every 3
months

Core Pediatric Radiology Lectures - Annually

Teaching of Pediatric House Staff - Monthly (one-hour
session)

COMMUNITY ACTIVITIES:

Trustee of Samuel P. Mandell Foundation

Alavi-Mandell Prize for Young Investigator - Society of
Nuclear Medicine

Board of Directors Delaware Guidance Services Wilmington,
De.1994-2002.

The American Board of Nuclear Medicine

Incorporated 1971

A conjoint Board organized with the sponsorship of the American Board of Internal Medicine,
American Board of Pathology, American Board of Radiology and the Society of Nuclear Medicine
hereby certifies that

Gerald Alan Mandell, M.D.

has met the requirements of this Board and is
certified as qualified to practice as a specialist in
all aspects of clinical and laboratory


Nuclear Medicine

including but not limited to Radiobioassay, Nuclear Imaging,
in Vivo Measurements & Therapy with unsealed Radionuclides.

RECEIVED

Medical Staff SVC

William H. Bladt, M.D.
CHAIRMAN



Robert P. O'Mara, M.D.
SECRETARY

04860
NUMBER

9/10/83
DATE

The American Board of Radiology

RECEIVED

Medical Staff SVC

*Organized through the cooperation of the
American College of Radiology, the American Roentgen Ray Society,
the American Radium Society, the Radiological Society of North America
and the Section on Radiology of the American Medical Association
Hereby certifies that*

Gerald Alan Mandell, M.D.

*Has pursued an accepted course of graduate study
and clinical work, has met certain standards and qualifications and
has passed the examinations conducted under the authority of
The American Board of Radiology*

*On this twenty-third day of June, 1974
Thereby demonstrating to the satisfaction of the Board
that he is qualified to practice the specialty of*

Diagnostic Radiology



Ralph M. Lewis
President

C. Allen Good
Secretary



Curriculum Vitae

Mark S. Finkelstein, DO, FAOCR

June 2005

Home Address



Office Address

A.I. duPont Hospital for Children
Department of Medical Imaging
1600 Rockland Road
Wilmington, Delaware 19803

Office Phone and Fax

Phone (302) 651-4641
Fax (302) 651-4626

Education

1968-72	High School Diploma with Distinction, Lear School Miami, Florida
1972-76	BA, Political Science, University of Miami Coral Gables, Florida
1976-80	DO (Doctor of Osteopathic Medicine and Surgery) Philadelphia College of Osteopathic Medicine Philadelphia, Pennsylvania
1982-85	MSc (Radiology) Philadelphia College of Osteopathic Medicine Philadelphia, Pennsylvania

Postgraduate Training and Fellowship Appointments

1980-81	<i>Intern (Rotating)</i> , Southeastern Medical Center North Miami Beach, Florida
1981-84	<i>Resident</i> , Radiology, Philadelphia College of Osteopathic Medicine Philadelphia, Pennsylvania
1984-86	<i>Fellow</i> , Pediatric Radiology, The Children's Hospital of Philadelphia Philadelphia, Pennsylvania

Faculty Appointments

1988-91	<i>Adjunct Clinical Faculty</i> Department of Radiology Southeastern College of Osteopathic Medicine North Miami Beach, Florida
1989-91	<i>Adjunct Clinical Faculty</i> Department of Radiology Southeastern University of the Health Sciences North Miami Beach, Florida
1990-99	<i>Assistant Professor of Radiology and Pediatrics</i> Jefferson Medical College Thomas Jefferson University Philadelphia, Pennsylvania
1991-94	<i>Adjunct Assistant Professor of Radiology</i> Southeastern College of Osteopathic Medicine North Miami Beach, Florida
1991-94	<i>Adjunct Assistant Professor of Radiology</i> Southeastern University of the Health Sciences North Miami Beach, Florida
1994-	<i>Clinical Assistant Professor of Radiology</i> NOVA Southeastern University/School of Osteopathic Medicine (merged "Southeastern College of Osteopathic Medicine" and "Southeastern University of the Health Sciences") North Miami Beach, Florida
2000-	<i>Clinical Associate Professor of Radiology</i> Jefferson Medical College Thomas Jefferson University Philadelphia, Pennsylvania

Hospital and Administrative Appointments

1986-99	<i>Attending Radiologist</i> Department of Medical Imaging DuPont Hospital for Children (formerly "A.I. duPont Institute") Wilmington, Delaware
1986-99	<i>Chief, Division of Ultrasound</i> Department of Medical Imaging DuPont Hospital for Children (formerly "A.I. duPont Institute") Wilmington, Delaware

1986-99	<i>Director of Radiology Residency Program</i> Department of Medical Imaging duPont Hospital for Children (<i>formerly</i> A.I. duPont Institute) Wilmington, Delaware
1986-87	<i>Pediatric Radiologist (Provisional Staff)</i> Department of Radiology Christiana Care Health System (<i>formerly</i> "Medical Center of Delaware") Christiana Division, Newark, Delaware
1987-88	<i>Assistant Radiologist</i> Department of Radiology The Children's Hospital of Philadelphia Philadelphia, Pennsylvania
1988-90	<i>Pediatric Radiologist (Consulting Staff)</i> Department of Radiology Christiana Care Health System, Christiana Division (<i>formerly</i> "Medical Center of Delaware") Newark, Delaware
1988-95	<i>Clinical Associate Radiologist</i> Department of Radiology The Children's Hospital of Philadelphia Philadelphia, Pennsylvania
1990-99	<i>Pediatric Radiologist (Associate Staff)</i> Department of Radiology Christiana Care Health System, Christiana Division (<i>formerly</i> "Medical Center of Delaware") Newark, Delaware
1995-97	<i>Affiliate Staff Radiologist</i> Department of Radiology The Children's Hospital of Philadelphia Philadelphia, Pennsylvania
1995-99	<i>Attending Staff Pediatric Radiologist</i> Department of Radiology Thomas Jefferson University Hospital Philadelphia, Pennsylvania

1999-2000	<i>Staff Radiologist</i> Department of Radiology Albert Einstein Medical Center Philadelphia, Pennsylvania
1999-2000	<i>Section Chief, Pediatric Radiology,</i> Department of Radiology Albert Einstein Medical Center Philadelphia, Pennsylvania
1999-2000	<i>Interim Section Chief, Gastrointestinal Radiology</i> Department of Radiology Albert Einstein Medical Center Philadelphia, Pennsylvania
2000-2003	<i>Section Chief, Pediatric Radiology</i> Department of Radiology Christiana Care Health System 4755 Ogletown Stanton Road Newark, Delaware
2000-2003	<i>Director: Radiology Residency Program</i> Department of Radiology Christiana Care Health System 4755 Ogletown Stanton Road Newark, Delaware
2000-2003	<i>Associate Director: Transitional Residency Program</i> Department of Internal Medicine Christiana Care Health System 4755 Ogletown Stanton Road Newark, Delaware
2003-	<i>Pediatric Radiologist</i> Department of Medical Imaging A.I. duPont Hospital for Children 1600 Rockland Road Wilmington, Delaware

Specialty Certification

1981	National Board of Medical Examiners for Osteopathic Physicians and Surgeons of the United States of America
1987	American Osteopathic Board of Radiology

1995	Certificate of Added Qualifications in Pediatric Radiology, American Osteopathic Board of Radiology
------	--

Licensure

1981	Florida
1983	Pennsylvania
1986	Delaware
1999	New Jersey

Awards, Honors and Memberships in Honorary Societies

1980	Nathaniel Loeb Outstanding Achievement Award, Lambda Omicron Gamma National Medical Fraternity
1981	Presidential Commendation (President Ronald Reagan)
1990	Distinguished Physicians in America
1990-91	Who's Who Among Rising Young Americans
1991	Two Thousand Notable American Men
1991	Continuing Medical Education Achievement Award, American Osteopathic Association
1993	Who's Who Among Executives and Professionals
1993	Award of Recognition for Serving as Program Chairman of American Osteopathic College of Radiology Midyear Conference, Kiawah, South Carolina
1994	Continuing Medical Education Achievement Award, American Osteopathic Association
1994	Award of Recognition for Participating as Faculty at American Osteopathic College of Radiology Annual Conference, Las Vegas, Nevada
1995	Employee of the Month Award, A.I. duPont Institute, Wilmington, Delaware
1997	Continuing Medical Education Achievement Award, American Osteopathic Association

1997	Certificate of Appreciation for Contributions to Diagnostic Medical Sonography Education, Delaware Technical and Community College, Newark, Delaware
1997	<i>Fellow</i> , American Osteopathic College of Radiology
2000	Certificate of Appreciation: <i>Citation</i> for Ultrasound Case of the Day Exhibit, 86th Scientific Assembly and Annual Meeting of the Radiologic Society of North America, Chicago, Illinois
2000	Continuing Medical Education Achievement Award, American Osteopathic Association
2003	First Place Award, Work-up of urinary tract infection in infants and children. American Institute of Ultrasound in Medicine, San Francisco
2003	Top Docs in field of "Pediatric Radiology", Delaware Today Magazine "Top Docs" 2003.

Grants Funded

1. Finkelstein MS, Nadkarni VM, Jasani MS, Mandell GA, Norman ME: Pulmonary distribution of endotracheally administered epinephrine in pediatric resuscitation. Sponsored by Society of Pediatric Radiology. Funded, 1991. \$5,000.00
2. Nadkarni VM, Finkelstein MS, Jasani MS, Mandell GA, Norman ME: Effects of endotracheal administration technique on distribution and efficiency of epinephrine in pediatric resuscitation. Sponsored by American Heart Association. Funded, 1991. \$19,000.00
3. Jasani MS, Nadkarni MS, Finkelstein MS, Mandell GA, Norman ME: Effects of endotracheal administration technique on distribution and efficiency of epinephrine in pediatric resuscitation. Sponsored by Mallinckrodt. Funded, 1992-1993. \$12,500.00
4. Nadkarni V, Jasani M, Finkelstein MS, Salzman S, Mandell G, Norman M: Surfactant as a vehicle for endotracheal epinephrine in porcine arrest." Sponsored by American Heart Association. Funded, 1993. \$17,580.00
5. Nadkarni V, Jasani M, Finkelstein MS, Salzman S, Mandell G, Norman M: Surfactant as a vehicle for endotracheal epinephrine in porcine arrest. Sponsored by A.I. duPont Institute. Funded, 1993. \$13,380.00

Memberships in Professional and Scientific Societies

National Societies

1980-	American Osteopathic Association
1981-	Radiological Society of North America
1981-	American Osteopathic College of Radiology
1986-	Israeli Medical Association - USA
1987-	Society for Pediatric Radiology
1987-	American Institute of Ultrasound in Medicine
1988-	American Medical Association
1988- 89	American College of Radiology, Associate Member
1989-	American College of Radiology, Member
2000-	Association of Program Director in Radiology

Local Societies

1980-	Pennsylvania Osteopathic Medical Association
1982-	Lambda Omicron Gamma National Medical Fraternity
1984-	Philadelphia Pediatric Radiology Club
1986-	Greater Delaware Valley Ultrasound Society
1987-99	Delaware Society of Nuclear Medicine
1988-	Delaware Radiological Society
1986-	Delaware State Osteopathic Medical Society

National Professional Committees and Appointments

American Osteopathic Board of Radiology (AOBR):

1993-94	<i>Member</i> , Ad Hoc Committee to Develop Basic Standards in Pediatric Radiology
1993-94	<i>Member</i> , Ad Hoc Committee to Develop AOBR Examination for Certification of Added Qualification in Pediatric Radiology
1994-95	<i>Chairman</i> , Ad Hoc Committee to Develop AOBR Examination for Certification of Added Qualification in Pediatric Radiology
1994-99	<i>Associate Board Examiner</i> , Pediatric Radiology
1994-99	<i>Associate Board Examiner</i> , Certificate of Added Qualification in Pediatric Radiology
1999-	<i>Member</i> , American Osteopathic Board of Radiology
1999-	<i>National Board Examiner</i> , Pediatric Radiology
1999-	<i>National Board Examiner</i> , Certificate of Added Qualification in Pediatric Radiology
2001- 2004	Secretary/Treasurer: American Osteopathic Board of Radiology
2004	Vice President: American Osteopathic Board of Radiology
2001-	<i>Representative</i> : Bureau of Osteopathic Specialist
2004-	Member: Executive Committee, Bureau of Osteopathic Specialist

2004-2005	SPR Child Abuse Task Force
2006-2008	<i>President:</i> American Board Osteopathic Radiology

American Osteopathic College of Radiology (AOCR):

Annual Resident's Paper Competition	
<i>Reviewer</i>	1988
AOCR Newsletter	
1990-91	Editor "Viewbox"
Revisions Committee	
1989-90	Member
Editorial Committee	
Member	1988-89, 1996-00
<i>Chairman</i>	1989-91
Research Committee	
Member	1991-94
Committee on Research	
Liaison	1991-94
Committee on Incorporation	
1991-98	Member
<i>Chairman</i>	1998-99
Mid Year Conference	
<i>Program Chairman</i>	1993
	"Neonatal, Pediatric and Adolescent Radiology for General Radiologists," Kiawah, South Carolina
Annual Meeting	
<i>Program Moderator</i>	1994
	"GI Radiology and Mammography"
	Scottsdale, Arizona
Committee on Professional Development	
1996-99	Member
Committee on Continuing Post Graduate Education	
1996-2000	Member
Ad Hoc Committee on Interactive Education	
<i>Chairman</i>	1997-98
Annual Meeting	
<i>Program Chairman</i>	1998
	"Advances in Radiology 1998: Present and Future"
	Tucson, Arizona
Bureau of Osteopathic Specialists (BOS)	
<i>Chairman</i>	Finance Committee Jan. 2005-Apr. 2005
	Member: Executive Committee Jan. 2005-Apr. 2005
Committee on Governmental Affairs	
1999-2000	Member

Society for Pediatric Radiology (SPR):

2004-2007 SPR Child Abuse Committee

Committees at Christiana Care Health Services

1986-99 *Member*, Radiation Safety Committee, Christiana Care Health System

2000- *Chairman*, Radiology Medical Education Committee, Department of Radiology

2000- *Chairman*, Shaw Memorial Library Committee, Department of Radiology

2000- *Member*, Graduate Medical Education Committee, Christiana Care Health System

Committees at Albert Einstein Medical Center

2000 *Chairman*, Quality Assurance Committee, Department of Radiology

Past/Present Professional Activities

Radiological Advisor, Office of the Medical Examiner, Child Abuse, Camden/Atlantic Counties, New Jersey

Radiological Advisor, Criminal Investigation Unit, Child Abuse, Delaware District Attorney's Office, Delaware

Radiology Consultant on Child Abuse, Salem County, New Jersey

1993-1995 Southeastern Area Health Education Center (AHEC), Southeastern University of the Health Sciences, Southeastern College of Osteopathic Medicine, North Miami Beach, Florida

State/Federal Court Testimony/Consult on Child Abuse, State of Pennsylvania

State/Federal Court Testimony/Consult on Child Abuse, State of Delaware

State/Federal Court Testimony/Consult on Child Abuse, State of Maryland

1991- 1999 *Member, Advisory Board*, Delaware Technical and Community College, Diagnostic Medical Sonography Program, Medical Center of Delaware/Christiana Care Health System

1999-2001 *Member*, Southern Regional Community-Based Team of the Statewide Child Fatality and Near Fatality Review Board, New Jersey Department of Human Services

Non-Professional Organizations

University of Miami Alumni Association
Philadelphia College of Osteopathic Medicine Alumni Association
University of Pennsylvania Alumni Association
Thomas Jefferson University Alumni Association

BIBLIOGRAPHY:

Original Articles

1. Finkelstein MS, Stankiewicz A: Emergency CT of the head: Efficacy and clinical correlation. *Penn Osteo Med Assoc. J* 28:14-18, 1984.
2. Mahboubi S, Finkelstein MS, Afshani E: Esophageal duplication in children: A report of three cases evaluated by computed tomography. *Pediatr Emerg Care* 1:90-93, 1985.
3. Finkelstein MS, Rosenberg HK, Snyder HM III, Duckett JW: Ultrasound evaluation of scrotum in pediatrics. *Urology* 27:1-9, January 1986.
4. Harcke HT, Grissom LE, Finkelstein MS: Evaluation of the musculoskeletal system with sonography. *AJR* 150:1253-1261, June 1988.
5. Mandell GA, Finkelstein MS: Gastric pneumatosis secondary to an intramural feeding catheter. *Pediatr Radiol* 18:418-420, July 1988.
6. Mandell GA, Finkelstein MS, Hallowell M: Delayed presentation of a symptomatic Morgagni hernia. *South Med J* 82:1299-1302, October 1989.
7. Finkelstein MS, Mandell GA, Tarbell KV: Hypertrophic pyloric stenosis: Volumetric measurement of nasogastric aspirate to determine the imaging modality. *Radiology* 177:759-761, December 1990.
8. Finkelstein MS, Sherman NH, Rosenberg HK, Mahboubi S, Raney PB: Correlative imaging of pelvic sarcomas in children. *J Am Osteopath Assoc.* 93:75-82, January 1993.
9. Jasani M, Nadkarni VM, Finkelstein MS, Mandell GA, Salzman SK, Norman ME: Effects of different techniques of endotracheal epinephrine administration in pediatric

- porcine hypoxic-hypercarbic cardiopulmonary arrest. *Crit Care Med* 22:1174-1180, July 1994.
10. Jasani M, Nadkarni VM, Finkelstein MS, Hoffmann WT, Salzman SK: Inspiratory cycle instillation of endotracheal epinephrine in porcine arrest. *Acad Emerg Med* 1:340-345, July-August 1994.
 11. Kolano A, Finkelstein MS, Stefano JL, Pearlman SA, Paul DA: Lateral cerebral ventricular asymmetry is associated with grade III-IV intraventricular hemorrhage in infants less than 1500 grams. *Pediatr Res* 39:222, 1996.
 12. Mandell GA, Wolfson PJ, Adkins ES, Caro PA, Cassell I, Finkelstein MS, et al: Cost-effective imaging approach to the nonbilious vomiting infant. *Pediatr* 103:1198-1202, June 1999.
 13. Paul DA, Pearlman SA, Finkelstein MS, Stefano JL; Cranial sonography in very low birth weight infants: Do all infants need to be screened? *Clin Pediatr* 38:503-509, September 1999.
 14. Applegate KE, Finkelstein MS, Gross GW: Child abuse: Imaging findings pertaining to the musculoskeletal system. *Semin Musculoskel Radiol* 3:351-357, December 1999.
 15. Rosenberg HK, Ilaslan H, Finkelstein MS: Work-up of urinary tract infection in infants and children. *Ultrasound Quarterly* 17:87-102, June 2001
 16. Mandell G, Conteras S, Tuttle DJ, Finkelstein MS: The relationship of ureaplasma urealyticum (Ureaplasma) infection to the precocious development of bronchopulmonary dysplasia in the low birth weight infant. *Pediatr Radiol* (accepted pending revision)
 17. Coleman, M; Spear, ML; Pearlman, SA; Gross, GW; Finkelstein, M.; Leef, K.; Taylor, SM, McKenzie Umbilical Artery Catheter Thrombosis: Detection by Ultrasound and Association with Thrombin-Antithrombin III (TAT). *Pediatric Research* 49 (4): 396A, 2001.
 18. Moore, M. (Senior Resident Research Project), Finkelstein, M (Co-investigator) Optimal Chest Radiograph Technique to Determine PICC Position. (In progress).

Abstracts (underline denotes presenter)

1. Finkelstein MS, Rosenberg HK, Snyder HM, Duckett JW: Ultrasound evaluation of the scrotum in pediatrics.
Presented at American Institute of Ultrasound in Medicine, Kansas City, September 1984.
2. Finkelstein MS, Rosenberg HK, Snyder HM, Duckett JW: Ultrasound evaluation of the scrotum in pediatrics.

Presented at Radiological Society of North America, Washington, DC, November 1984.

3. Finkelstein MS, Sherman NH, Rosenberg HK, Raney B, Mahboubi S: Correlative imaging of pelvic sarcomas in children.
Presented at Radiological Society of North America, Chicago, December 1986.
4. Wintersteen VG, Bowen JR, Harcke, HT, Finkelstein MS, Hogg JJ: Early identification of Avascular necrosis in congenital hip dislocation with MRI.
Presented at American Academy of Orthopedic Surgeons, 1990.
5. Finkelstein MS, Jasani M, Nadkarni V, Mandell G, Norman M: Endotracheal administration technique effects on epinephrine distribution in a pediatric hypoxic-hypercarbic arrest model.
Presented at Society for Pediatric Radiology, Orlando, May 1992.
6. Finkelstein MS, Jasani M, Nadkarni V, Mandell G, Norman M: Technetium tube adherence (TTA) in an endotracheal epinephrine resuscitation model.
Presented at Society for Pediatric Radiology, Orlando, May 1992.
7. Jasani MS, Nadkarni V, Finkelstein MS, Mandell GA, Norman ME: Effects of endotracheal administration technique on distribution and efficiency of epinephrine in pediatric resuscitation.
Presented at New Jersey Society of Critical Care, October 1992.
8. Jasani MS, Nadkarni V, Finkelstein MS, Mandell GA, Norman ME: Endotracheal epinephrine administration in porcine hypoxic-hypercarbic arrest.
Presented at Society of Critical Care Medicine, New York, June 1993.
(Crit Care Med 21:S161, 1993)
9. Paul DA, Pearlman S, Finkelstein MS, Stefano J: Use of clinical risk factors to screen for intraventricular hemorrhage in preterm infants.
Presented at Society of Pediatric Research, San Diego, May 1995.
10. Mandell GA, Contreras S, Finkelstein MS: Relationship of ureaplasma urealyticum infection to the precocious development of BPD in preterm infants.
Presented at International Pediatric Radiology, Boston, May 1996.

Exhibits

1. Nadkarni V, Jasani M, Finkelstein MS, Hoffman W, Mandell GA, Salzman S, Norman M: Endotracheal epinephrine administration in porcine hypoxic hypercarbic arrest.
Presented at Society of Critical Care Medicine, June 1993.
2. Finkelstein MS, Rosenberg HK, Ilaslan H: Work-up of urinary tract infection in infants and children.

- Presented at Radiological Society of North America, Chicago, November 28 - December 3, 1999.
3. Finkelstein MS, Rosenberg HK, Ilaslan H: Work-up of urinary tract infection in infants and children.
Presented at American Institute of Ultrasound in Medicine, San Francisco, April 2-5, 2000.
 - **First Place Award**
 4. Finkelstein MS, Rosenberg HK, Ilaslan H: Work-up of urinary tract infection in infants and children.
Presented at Research Recognition Day, Albert Einstein Medical Center, Philadelphia, May 17, 2000.
 5. Finkelstein MS, Rosenberg HK, Ilaslan H: Work-up of urinary tract infection in infants and children.
Presented at Pennsylvania Radiological Society, Hershey, May 19-20, 2000.
 6. Rosenberg HK, Finkelstein MS, Didie WJ, Niakosari A: Sonography of Developmental Dysplasia of the Infant Hip
Presented at Radiological Society of North America, Chicago, November 24 - November 30, 2001.
 7. Rosenberg HK, Finkelstein MS, Didie WJ, Niakosari A: Sonography of Developmental Dysplasia of the Infant Hip
Presented at American Institute of Ultrasound in Medicine, Nashville, March 10- 13, 2002.
 - **Third Place Award**
 8. Rosenberg HK, Finkelstein MS, Didie WJ, Niakosari A: Sonography of developmental dysplasia of the infant hip.
Exhibit accepted for presentation at Pennsylvania Radiological Society, to be held in Hershey, May 17-18, 2002.

Chapters

1. Harcke HT, Grissom LE, Finkelstein MS: Ultrasound imaging of the musculoskeletal system in children. In: Mahboubi S (ed): *Pediatric Bone Imaging*. Boston: Little, Brown and Co., 1989.

Letters to the Editor

1. Mandell GA, Finkelstein MS: Hypertrophic pyloric stenosis volumetric measurement of nasogastric aspirate to determine imaging modality (Letter). *Radiology* 179:877-878, 1991.
2. Jasani MS, Nadkarni VM, Finkelstein MS, Hoffmann WT, Salzman SK: Clarification of related publications (Letter). *Acad Emerg Med* 2:156-157, February 1995.
3. Mandell GA, Finkelstein MS: The role of ultrasonography in the diagnosis of pyloric stenosis: A decision analysis (Letter). *J Pediatr Surg* 34:376, February 1999.

ACR Learning File

1. Finkelstein MS: Right multicystic dysplastic kidney. Pediatric Ultrasound Case Report contributed to American College of Radiology Learning File, June 1991.
2. Finkelstein MS: Neurogenic bladder secondary to myelomeningocele with Grade IV reflux. Pediatric Ultrasound Case Report contributed to American College of Radiology Learning File, June 1991.
3. Finkelstein MS: Pelvic rhabdomyosarcoma. Pediatric Ultrasound Case Report contributed to American College of Radiology Learning File, June 1991.
4. Finkelstein MS: Sacrococcygeal teratoma. Pediatric Ultrasound Case Report contributed to American College of Radiology Learning File, June 1991.
5. Finkelstein MS: Left ureteropelvic junction obstruction. Pediatric Ultrasound Case Report contributed to American College of Radiology Learning File, June 1991.

Training Manuals

1. Contributing author, Chapter IV: "Radiologic Evaluation for Physical Abuse." In: Powell-Cole M, Blavo C (eds): *Diagnosis, Treatment and Prevention of Child Abuse and Neglect: A Model Curriculum*. Produced by NOVA Southeastern University College of Osteopathic Medicine, for Southeastern Area Health Education Center (AHEC) Special Initiative in Child Abuse Education and Training, 1994.
2. Contributing author, Chapter VI: "Neglect." In: Powell-Cole M, Blavo C (eds): *Diagnosis, Treatment and Prevention of Child Abuse and Neglect: A Model Curriculum*. Produced by NOVA Southeastern University College of Osteopathic Medicine, for Southeastern Area Health Education Center (AHEC) Special Initiative in Child Abuse Education and Training, 1994.
3. "Seminars on Child Abuse and Neglect." In: *Recognition of Child Abuse and Neglect*. Produced by NOVA Southeastern University College of Osteopathic Medicine, for Southeastern Area Health Education Center (AHEC) Special Initiative in Child Abuse Education and Training, 1994.

4. Contributing author. In: Woomer E (ed): *Children At Risk Evaluation (CARE) Manual*. Produced by A.I. duPont Institute, Wilmington, Delaware, September 1994.

Instructional Videos

1. "Child Abuse Part I" (running time 48:38) in: *The Child, the Physician and the Courts*. Educational Instructional Video produced by NOVA Southeastern University, Health Professions Division, Davie, Florida, for Southeastern Area Health Education Center (AHEC) Special Initiative in Child Abuse Education and Training.
2. "Child Abuse Part II" (running time 51:27) in: *The Child, the Physician and the Courts*. Educational Instructional Video produced by NOVA Southeastern University, Health Professions Division, Davie, Florida, for Southeastern Area Health Education Center (AHEC) Special Initiative in Child Abuse Education and Training. .

Articles Cited

1. Cited in *Radiology* 160:575, 1986: Finkelstein MS, Rosenberg HK, Snyder HM III, Duckett JW: Ultrasound evaluation of scrotum in pediatrics. *Urology* 27:1-9, January 1986.

Abstracts Cited

1. Cited in *International Medical News Group 1984*: Finkelstein MS, Rosenberg HK, Snyder HM, Duckett J: Ultrasound evaluation of the scrotum in pediatrics. Abstract presented at American Institute of Ultrasound in Medicine, Kansas City, September 1984.
2. Cited in *International Medical News Group 1984*: Finkelstein MS, Rosenberg HK, Snyder HM, Duckett J: Ultrasound evaluation of the scrotum in pediatrics. Abstract presented at Radiological Society of North America, Washington, DC, November 1984.

Lectures by Invitation

1. October 10, 1985 "Pediatric skull fractures."
Radiology Grand Rounds, Osteopathic Medical Center of Philadelphia, Philadelphia, Pennsylvania.
2. February 13, 1986 "Evaluation of the upper gastrointestinal tract in neonates and infants."
Pediatric Grand Rounds, Osteopathic Medical Center of Philadelphia, Philadelphia, Pennsylvania.
3. February 27, 1986 "Evaluation of the upper gastrointestinal tract in neonates and infants."
Radiology Grand Rounds, University of Colorado Science Center, Denver, Colorado.

4. March 10, 1986 "Testicular ultrasound in the pediatric patient."
Radiology Residents Conference, Osteopathic Medical Center of Philadelphia, Philadelphia, Pennsylvania.
5. March 20, 1986 "Small parts sonography: Neck, scrotum and superficial masses."
Pediatric Radiology 1986, The Children's Hospital of Philadelphia, Philadelphia, Pennsylvania.
6. March 21, 1986 "Multimodality film review session."
Pediatric Radiology 1986, The Children's Hospital of Philadelphia, Philadelphia, Pennsylvania.
7. May 6, 1986 "Radiology of cystic fibrosis."
Pediatric Grand Rounds, Alfred I. duPont Institute, Wilmington, Delaware.
8. July 23, 1986 "Radiology of cystic fibrosis."
Medical Grand Rounds, Medical Center of Delaware (Christiana Division), Newark, Delaware.
9. October 8, 1986 "Radiological evaluation of the pediatric chest."
Radiology Technologists Training Program, Medical Center of Delaware (Christiana Division), Newark, Delaware.
10. January 22, 1987 "Non-immune hydrops."
Pediatric Grand Rounds, Medical Center of Delaware (Christiana Division), Newark, Delaware.
11. February 5, 1987 "Thoraco-abdominal abscesses - Strept viridans."
Pediatric Grand Rounds, Medical Center of Delaware (Christiana Division), Newark, Delaware.
12. March 19, 1987 "Small parts sonography: Neck, scrotum and superficial masses."
Pediatric Radiology 1987, The Children's Hospital of Philadelphia, Philadelphia, Pennsylvania.
13. May 3, 1987 "Oncoradiology: Diagnosis and treatment."
Mid Year Conference, American Osteopathic College of Radiology, Philadelphia, Pennsylvania.
14. May 3, 1987 "Radiology of pediatric abdominal malignancies."
Mid Year Conference, American Osteopathic College of Radiology, Philadelphia, Pennsylvania.

15. May 19, 1987 "Approaches to diagnosing facial, extremity and skeletal fractures."
Emergency Department Residents Conference, Medical Center of Delaware (Christiana Division), Newark, Delaware.
16. July 16, 1987 "Upper and lower airway disease in the neonatal period."
Pediatric Radiology Grand Rounds, Osteopathic Medical Center of Philadelphia, Philadelphia, Pennsylvania.
17. August 13, 1987 "Radiation safety" Collimation, restraints and other techniques for x-raying children."
Radiology Technologist Inservice, Medical Center of Delaware (Christiana Division), Newark, Delaware.
18. October 20, 1987 "Common manifestations of common intraabdominal disease in children."
Alimentary Tract and the Abdomen, Annual Meeting, American Osteopathic College of Radiology, Tucson, Arizona.
19. October 20, 1987 "Uncommon manifestations of common intraabdominal disease in children."
Alimentary Tract and the Abdomen, Annual Meeting, American Osteopathic College of Radiology, Tucson, Arizona.
20. December 16, 1987 "Ultrasound of the male pelvis."
Thomas Jefferson University School of Allied Health, Division of Diagnostic Ultrasound, Thomas Jefferson University Hospital, Philadelphia, Pennsylvania.
21. January 19, 1988 "Pediatric chest and upper respiratory infections."
Radiology/Emergency Medicine Conference, Medical Center of Delaware (Christiana Division), Newark, Delaware.
22. February 19, 1988 "Child abuse."
Emergency Medicine Grand Rounds, Medical Center of Delaware (Christiana Division), Newark, Delaware.
23. March 17, 1988 "Intussusception and hypertrophic pyloric stenosis: Panel discussion."
Radiology/Surgery Grand Rounds, Medical Center of Delaware (Christiana Division), Newark, Delaware.

24. March 17, 1988 "Ultrasound of small parts."
Pediatric Radiology 1988, The Children's Hospital of Philadelphia, Philadelphia, Pennsylvania.
25. May 12, 1988 "Duodenal obstructions: Panel discussion."
Pediatric Surgical Grand Rounds, Medical Center of Delaware (Christiana Division), Newark, Delaware.
26. July 8, 1988 "Common GI diseases in childhood."
Pediatric Resident and Housestaff Orientation Seminar, Medical Center of Delaware (Christiana Division), Newark, Delaware.
27. July 15, 1988. "Child abuse."
Pediatric Resident and Housestaff Orientation Seminar, Medical Center of Delaware (Christiana Division), Newark, Delaware.
28. August 4, 1988 "Pediatric chest film techniques and quality control."
Radiology Technologist Inservice, Medical Center of Delaware (Christiana Division), Newark, Delaware.
29. August 5, 1988 "Radiographic manifestations of child abuse."
Criminal Investigation Unit, Delaware State District Attorney's Office, Wilmington, Delaware.
30. February 1, 1989 "Imaging of child abuse."
Philadelphia College of Osteopathic Medicine, Philadelphia, Pennsylvania.
31. March 29, 1989 "Diagnostic imaging of abdominal neoplasms."
Philadelphia College of Osteopathic Medicine, Philadelphia, Pennsylvania.
32. November 1, 1989 "Child abuse: Bane of civilized society."
Contemporary Concepts in Radiology, Annual Meeting, American Osteopathic College of Radiology, Lake Buena Vista, Florida.
33. November 1, 1989 "Ultrasonography: Making inroads in musculoskeletal radiology."
Contemporary Concepts in Radiology, Annual Meeting, American Osteopathic College of Radiology, Lake Buena Vista, Florida.
34. February 7, 1990 "Understanding child abuse: A radiological essay."

Philadelphia College of Osteopathic Medicine,
Philadelphia, Pennsylvania.

35. February 22, 1990 "Understanding pediatric radiology."
Division of Radiologic Technology, School of Allied Health, Delaware Technical and Community College, Newark, Delaware.
36. March 6, 1990 "What is a D.O.?"
Franklin and Marshall College, Lancaster, Pennsylvania.
37. March 15, 1990 "Small parts can give you big problems."
Pediatric Radiology 1990, The Children's Hospital of Philadelphia, Philadelphia, Pennsylvania.
38. March 16, 1990 "Radiographic manifestations of child abuse."
Pediatric Radiology 1990, The Children's Hospital of Philadelphia, Philadelphia, Pennsylvania.
39. March 28, 1990 "Abdominal malignancies in children."
Philadelphia College of Osteopathic Medicine, Philadelphia, Pennsylvania.
40. April 25, 1990 "Pediatric Radiology: Part I: Pitfalls and controversies."
Annual Meeting, American College of Osteopathic Pediatricians, St. Thomas, United States Virgin Islands
41. April 25, 1990 "Pediatric Radiology: Part II: Ultrasound: Making inroads in musculoskeletal radiology."
Annual Meeting, American College of Osteopathic Pediatricians, St. Thomas, United States Virgin Islands
42. April 27, 1990 "Radiologic/pathologic correlative case presentations."
Annual Meeting, American College of Osteopathic Pediatricians, St. Thomas, United States Virgin Islands.
43. May 5, 1990 "Multimodality approach to the management of feeding and swallowing dysfunction in children."
The Future of Cerebral Palsy: Building on the Past, A.I. duPont Institute/American Academy for Cerebral Palsy and Developmental Medicine, Wilmington, Delaware
44. February 14, 1991 "Child abuse and pediatric trauma."
Division of Radiologic Technology, School of Allied Health, Delaware Technical and Community College, Newark, Delaware.

45. April 9, 1991 "Child abuse."
Department of Family Practice, St. Francis Hospital,
Wilmington, Delaware.
46. April 20, 1991 "Ultrasound of the GU tract in children."
Ultrasound Updates 1990's, Med-Year Conference,
American Osteopathic College of Radiology, Philadelphia,
Pennsylvania.
47. July 15, 1991 "Ultrasound of the brain."
Division of Ultrasonography, School of Allied Health,
Delaware Technical and Community College, Newark,
Delaware.
48. August 16, 1991 "Importance of positioning in x-ray techniques in pediatric
radiology."
Division of Radiologic Technology, School of Allied
Health, Delaware Technical and Community College,
Newark, Delaware.
49. October 1, 1991 "MRI evaluation of congenital and acquired pediatric
abnormalities."

The Physics of Diagnostic Radiology and Radiobiology,
Annual Meeting, American Osteopathic College of
Radiology, Chicago, Illinois.
50. October 2, 1991 "Radiological evaluation of swallowing function in the
pediatric age group."
The Physics of Diagnostic Radiology and Radiobiology,
Annual Meeting, American Osteopathic College of
Radiology, Chicago, Illinois.
51. October 18, 1991 "Radiological and clinical evaluation of child abuse."
Visiting Faculty, Southeastern University of the Health
Sciences, North Miami Beach, Florida.
52. October 19, 1991 "Pediatric fractures."
Visiting Faculty, Southeastern University of the Health
Sciences, North Miami Beach, Florida.
53. November 18, 1991 "Swallowing dysfunction and speech therapy."
Department of Pediatrics, Medical Center of Delaware
(Christiana Division), Newark, Delaware.
54. November 18, 1991 "Abdominal masses, abuse and fractures."

Emergency Medicine Conference, Medical Center of Delaware (Christiana Division), Newark, Delaware.

55. March 3, 1992 "Fluoroscopic findings of uncommon GI problems." Pediatric and Radiology Residents, Medical Center of Delaware (Christiana Division), Newark, Delaware.
56. April 22, 1992 "Congenital IVH." Division of Ultrasonography, School of Allied Health, Delaware Technical Community College, Wilmington, Delaware.
57. September 11, 1992 "Radiologic manifestations of child abuse." Mid Year Seminar, Florida Osteopathic Medical Association, Tampa, Florida.
58. January 1993 "Sonography of the scrotum." Division of Ultrasonography, School of Allied Health, Delaware Technical Community College, Wilmington, Delaware.
59. March 1993 "GU sonography, infection and anomalies." Division of Ultrasonography, School of Allied Health, Delaware Technical Community College, Wilmington, Delaware.
60. March 1993 "Normal GU sonography." Division of Ultrasonography, School of Allied Health, Delaware Technical Community College, Wilmington, Delaware.
61. March 25-26, 1993 Multiple lectures. *Spring Hip Symposium*, Department of Medical Imaging, A.I. duPont Institute, Wilmington, Delaware.
62. April 1993 "Sonography of the infant brain: Normal and IVH." Division of Ultrasonography, School of Allied Health, Delaware Technical Community College, Wilmington, Delaware.
63. May 1993 "Sonography of the infant brain: Infection and congenital anomalies." Division of Ultrasonography, School of Allied Health, Delaware Technical Community College, Wilmington, Delaware.

64. May 1993 "Sonography of abdominal masses."
Division of Ultrasonography, School of Allied Health,
Delaware Technical Community College, Wilmington,
Delaware.
65. May 22, 1993 "Child abuse: Bane of civilized society."
*Neonatal, Pediatric and Adolescent Radiology for the
General Radiologist*, Mid Year Conference, American
Osteopathic College of Radiology, Kiawah, South Carolina.
66. May 22, 1993 "Imaging of the vomiting child."
*Neonatal, Pediatric and Adolescent Radiology for the
General Radiologist*, Mid Year Conference, American
Osteopathic College of Radiology, Kiawah, South Carolina.
67. May 23, 1993 "Hip and musculoskeletal ultrasound."
*Neonatal, Pediatric and Adolescent Radiology for the
General Radiologist*, Mid Year Conference, American
Osteopathic College of Radiology, Kiawah, South Carolina.
68. July 30, 1993 "Radiological manifestations of child abuse."
National American College of General Practitioners
Update, Annual Convention, Florida State Chapter,
Orlando, Florida.
69. October 21-22, 1993 Multiple lectures.
Hip Symposium, Department of Medical Imaging, A.I.
duPont Institute, Wilmington, Delaware.
70. November 1, 1993 "Ultrasound of the infant brain: IVH."
Division of Ultrasonography, School of Allied Health,
Delaware Technical Community College, Wilmington,
Delaware.
71. November 8, 1993 "GU sonography."
Division of Ultrasonography, School of Allied Health,
Delaware Technical Community College, Wilmington,
Delaware.
72. February 11, 1994 "Recognition and evaluation of child abuse and neglect."
Southeastern Area Health Education Center, NOVA
Southeastern University of the Health Sciences, North
Miami Beach, Florida.
73. February 12, 1994 "Child abuse." (panelist)
NOVA Southeastern University of the Health Sciences,
North Miami Beach, Florida.

74. March 10-11, 1994 Multiple lectures.
Hip Symposium, Department of Medical Imaging, A.I. duPont Institute, Wilmington, Delaware.
75. March 23, 1994 "The battered child."
Department of Radiology Guest Lecture Series, Albert Einstein Medical Center, Philadelphia, Pennsylvania.
76. April 5, 1994 "Ultrasound of IVH and congenital infection."
Division of Ultrasonography, School of Allied Health, Delaware Technical Community College, Wilmington, Delaware.
77. April 14, 1994 "GU sonography."
Guest Lecturer, Department of Radiology, Thomas Jefferson University Hospital, Philadelphia, Pennsylvania.
78. April 19, 1994 "GU sonography: Part I."
Division of Ultrasonography, School of Allied Health, Delaware Technical Community College, Wilmington, Delaware.
79. April 26, 1994 "GU sonography: Part II."
Division of Ultrasonography, School of Allied Health, Delaware Technical Community College, Wilmington, Delaware.
80. May 5, 1994 "Treatment and prevention of child abuse and neglect."
Delaware County Child/Youth Services, Aston, Pennsylvania.
81. May 10, 1994 "Radiology as a diagnostic tool in child abuse."
Department of Family Practice, St. Francis Hospital, Wilmington, Delaware.
82. October 8, 1994 "Evaluation of the pediatric alimentary tract."
The Radiologist in Societal Dilemmas, Annual Meeting, American Osteopathic College of Radiology, Las Vegas, Nevada.
83. October 10, 1994 "Not just bones about it (orthopedic-radiographic-pathologic)."
The Radiologist in Societal Dilemmas, Annual Meeting, American Osteopathic College of Radiology, Las Vegas, Nevada.

- 84. October 17, 1994 "Pediatric radiology."
Emergency Department, Medical Center of Delaware
(Christiana Division), Newark, Delaware.

- 85. October 24, 1994 "Neurosonology."
Division of Ultrasonography, School of Allied Health,
Delaware Technical Community College, Wilmington,
Delaware.

- 86. November 7, 1994 "Infant pediatric GI and GU."
Division of Ultrasonography, School of Allied Health,
Delaware Technical Community College, Wilmington,
Delaware.

- 87. April 13, 1995 "Abdominal ultrasound."
Department of Radiology, Thomas Jefferson University
Hospital, Philadelphia, Pennsylvania.

- 88. May 3, 1995 "Unusual radiological presentations of common problems."
Annual Meeting, American Osteopathic College of
Pediatrics, Monterey, California.

- 89. October 9, 1995 "Neurosonography."
Division of Ultrasonography, School of Allied Health,
Delaware Technical Community College, Wilmington,
Delaware.

- 90. October 19, 1995 "Uncommon presentations of common pediatric diseases."
Pediatric Grand Rounds, Medical Center of Delaware
(Christiana Division), Newark, Delaware.

- 91. October 26, 1995 "Pediatric radiology."
Department of Radiology, Thomas Jefferson University
Hospital, Philadelphia, Pennsylvania.

- 92. November 2, 1995 "Potpourri of radiological problems of the newborn child."
Grand Rounds, Bryn Mawr Hospital, Bryn Mawr,
Pennsylvania.

- 93. November 13, 1995 "GU sonography."
Division of Ultrasonography, School of Allied Health,
Delaware Technical Community College, Wilmington,
Delaware.

- 94. December 12, 1995 "Pediatric radiology for the ER physician."
Emergency Department Grand Rounds, Medical Center of
Delaware (Christiana Division), Newark, Delaware.

95. February 13, 1996 "Neonatal head."
Division of Ultrasound, Department of Radiology, Medical Center of Delaware (Christiana Division), Newark, Delaware.
96. July 18, 1996 "Pediatric abdominal ultrasonography."
The Jefferson Ultrasound Research and Education Institute, Thomas Jefferson University Hospital, Philadelphia, Pennsylvania.
97. July 18, 1996 "Pediatric renal ultrasonography."
The Jefferson Ultrasound Research and Education Institute, Thomas Jefferson University Hospital, Philadelphia, Pennsylvania.
98. September 26, 1996 "Pediatric renal sonography."
Division of Ultrasonography, School of Allied Health, Delaware Technical Community College, Wilmington, Delaware.
99. September 26, 1996 "Pediatric abdominal sonography."
Division of Ultrasonography, School of Allied Health, Delaware Technical Community College, Wilmington, Delaware.
100. November 13, 1996 "Neurologic imaging of the newborn."
Division of Neonatology and Pediatrics, Thomas Jefferson University Hospital, Philadelphia, Pennsylvania.
101. February 13, 1997 "Head ultrasound findings in the newborn."
Department of Pediatrics, Medical Center of Delaware (Christiana Division), Newark, Delaware.
102. May 16, 1997 "Pediatric renal sonography for the neophyte."
Ultrasonography Update 1997, Mid Year Conference, American College of Osteopathic Radiology, Hilton Head, South Carolina.
103. May 18, 1997 "Pediatric renal sonography for the neophyte."
Ultrasonography Update 1997, Mid Year Conference, American College of Osteopathic Radiology, Hilton Head, South Carolina.

104. May 18, 1997 "Hip sonography made easy: An overview of anatomy, technique, and sonographic findings."
Ultrasonography Update 1997, Mid Year Conference, American College of Osteopathic Radiology, Hilton Head, South Carolina.
105. June 10, 1997 "Sonography of the scrotum and scrotal contents in children."
Emergency Medicine Residents/Medical Students/Physician Assistants, Medical Center of Delaware (Christiana Division), Newark, Delaware.
106. September 10, 1997 "Neurosonography."
Department of Radiology, Christiana Care Health System, Christiana Division, Newark, Delaware.
107. September 11, 1997 "Altered consciousness in a child with hemophilia."
Pediatric Grand Rounds, Christiana Care Health System, Christiana Division, Newark, Delaware.
108. September 16, 1997 Multiple topics.
Delaware Child Abuse Symposium, University of Delaware, Newark, Delaware.
109. September 25, 1997 "Pediatric renal sonography."
The Jefferson Ultrasound Research and Education Institute, Thomas Jefferson University Hospital, Philadelphia, Pennsylvania.
110. September 25, 1997 "Pediatric abdominal sonography."
The Jefferson Ultrasound Research and Education Institute, Thomas Jefferson University Hospital, Philadelphia, Pennsylvania.
111. January 22, 1998 "Pediatric abdominal sonography."
The Jefferson Ultrasound Research and Education Institute, Thomas Jefferson University Hospital, Philadelphia, Pennsylvania.
112. March 12, 1998 "Pediatric abdominal ultrasonography."
Department of Radiology, School of Allied Health, Christiana Hospital, Newark, Delaware.
113. May 12, 1998 "Ultrasound guided interventional procedures workshop."
Women's Health and Mammography, Mid Year Conference, American Osteopathic College of Radiology, Kansas City, Missouri

114. June 1998 "Manifestations of child abuse."
Pediatric Grand Rounds, West Jersey Hospital, Voorhees, New Jersey.
115. October 29, 1998 "Renal and abdominal sonography in pediatrics."
Division of Ultrasonography, School of Allied Health, Delaware Technical and Community College, Newark, Delaware.
116. January 26, 1999 "Radiology of child abuse."
Department of Emergency Medicine, Christiana Hospital, Newark, Delaware.
117. October 5, 1999 "Radiology of child abuse."
Department of Radiology Grand Rounds, Albert Einstein Medical Center, Philadelphia, Pennsylvania.
118. December 8, 1999 "CNS imaging."
Neonatal Fellowship Physiology Lecture Series, Thomas Jefferson University Hospital, Philadelphia, Pennsylvania.
119. February 11, 2000 "Radiology of child abuse."
Second Year Medical Students, Philadelphia College of Osteopathic Medicine, Philadelphia, Pennsylvania.
120. April 3, 2000 "Male pelvis and scrotum."
Pediatric Ultrasound in the Millennium, Categorical Course, American Institute of Ultrasound in Medicine, San Francisco, California.
121. June 8, 2000 "Hip ultrasound for the neophyte."
Department of Radiology, St. Christopher's Hospital for Children, Philadelphia, Pennsylvania.
122. April 21, 2001 Pediatric Fractures
Delaware Radiology Technologists Annual Convention
Rehoboth Beach, Delaware
123. April 21, 2001 Common Presentations of Pediatric GI Diseases
Delaware Radiology Technologists Annual Convention
Rehoboth Beach, Delaware
124. March 12, 2002 "MRI imaging."
Neonatal Fellowship Physiology Lecture Series, Thomas Jefferson University Hospital, Philadelphia, Pennsylvania

The American Osteopathic Association

upon recommendation
of the

American Osteopathic Board of Radiology



certifies that

Mark Steven Finkelstein, D.O.


having met the prescribed qualifications and standards and
passed the required examinations of this Board,
is awarded

Certificate of Added Qualifications

in

Pediatric Radiology

September 15, 1995



American Osteopathic Association

Robert Rich
Executive Director

American Osteopathic Board of Radiology

Thomas D. F.A.O.C.R.
Chairman
Lisa Loake D.O., F.A.O.C.R.
Secretary

Certificate No. 0624

The American Osteopathic Board of Radiology



Be It Known That


Mark Steven Finkelstein, D.O.

Having pursued an accepted course of graduate study and clinical work and having met certain qualifications and standards prescribed by this Board and having satisfactorily passed examinations in the required subjects on this 23rd day of July 1987 thereby demonstrating to the satisfaction of the Board that he is qualified as a specialist, with the classification of


Radiology


is hereby awarded this Certificate subject to revocation for cause, by this Board.

APPROVED, BOARD OF TRUSTEES
AMERICAN OSTEOPATHIC ASSN. July 23, 1987


EXEC. DIR.

No. 624




PRESIDENT


SECRETARY

DEC 13 2004

CURRICULUM VITAE

LESLIE ELLEN GRISSOM, M.D.

HOME ADDRESS:

[REDACTED]

OFFICE ADDRESS:

Department of Medical Imaging
duPont Hospital for Children
Wilmington, DE 19899
Phone: (302) 651-4647
Fax: (302) 651-4476
E-mail: lgrissom@nemours.org

DATE OF BIRTH:

[REDACTED]

PLACE OF BIRTH:

[REDACTED]

MARITAL STATUS:

[REDACTED]

EDUCATION:

1973	B.A. cumlaude, Harvard University, Cambridge, MA
1977	M.D. Tufts University Medical School, Boston, MA

POST GRADUATE TRAINING:

1977-78	Internship in Internal Medicine, Tulane University, New Orleans, LA
1981-84	Diagnostic Radiology Residency, Temple University Hospital, Philadelphia, PA

WORK EXPERIENCE:

1978-81	General practice, U.S Public Health Services, National Health Services Corps, Hazard and Louisville, KY
1984 - present	duPont Hospital for Children, Wilmington, DE

**PERSONAL INFORMATION WAS REMOVED
BY NRC. NO COPY OF THIS INFORMATION
WAS RETAINED BY THE NRC.**

HOSPITAL APPOINTMENT:

duPont Hospital for Children, Wilmington, Delaware

1984-present Attending Radiologist

1999-2000 Acting Chairperson

Thomas Jefferson University, Philadelphia, Pennsylvania

1990 Assistant Professor of Radiology

1990 Assistant Professor of Pediatrics

1999 Clinical Associate Professor of Radiology

1999 Clinical Associate Professor of Pediatrics

Christiana Care Health System, Newark, Delaware

1997 - present Attending Radiologist

Children's Hospital of Philadelphia, Philadelphia, Pennsylvania

1987- 1990 Associate Staff Radiologist, Assistant Physician, Department of Radiology

SPECIALTY CERTIFICATION:

Diagnostic Radiology, The American Board of Radiology, 1985

Certificate of Advanced Qualifications, Pediatric Radiology, 1995

Clinical Densitometry, The International Society for Clinical Densitometry, 2002

Certificate of Advanced Qualifications, Pediatric Radiology, 2005

Clinical Densitometry, The International Society for Clinical Densitometry, 2006

LICENSURE:

Delaware (C1002480), 1984 - to present

Pennsylvania (#MD 024860-E), 1981 - to present

New Jersey (25MA07479100), 2003- to present

AWARDS, HONORS AND MEMBERSHIP IN HONORARY SOCIETIES:

1986-89 AMA Physician's Recognition Award

1989-92 AMA Physician's Recognition Award

1992-95 AMA Physician's Recognition Award

1995-98 AMA Physician's Recognition Award

2000 National Registry of Who's Who in America, Number 620491

MEMBERSHIPS IN PROFESSIONAL SOCIETIES:

American Medical Association

Medical Society of Delaware

Radiological Society of North America

Roentgen Ray Society

Society for Pediatric Radiology

American Society of Neuroradiology

BIBLIOGRAPHY:

Original Papers: Peer reviewed publications:

* Indicates papers which have appeared since the date of last promotion

1. Harcke HT, Grissom LE, Lee MS, Mandell GA: Common Congenital Skeletal Anomalies of the Thorax. J. of Thoracic Imaging, 1:1-6, 1986.
2. Harcke HT, Grissom LE: Sonographic Evaluation of the Infant Hip. Semin in Ultrasound, CT, MR, 7:(4):331-338, 1986.

3. Harcke HT, Grissom LE, Finkelstein MS: Evaluation of the Musculoskeletal System with Ultrasound. *AJR*, 150:1253-1261, 1988.
4. Grissom LE, Harcke HT, Kumar SJ, Bassett GS, MacEwen GD: Ultrasound Evaluation of Hip Position in the Pavlik Harness. *J. Ultrasound Med.*, 7:1-6, 1988.
5. Grissom LE, Harcke HT, Kumar SJ: Sonography in the Management of Tibial Hemimelia. *Clinical Orthopedics and Related Research*, 251:266-277, 1990.
6. Harcke HT, Grissom LE: Performing Dynamic Sonography of the Infant Hip. *AJR*, 155: 837-844, 1990.
7. Harcke HT, Grissom LE: Imaging in Developmental Dysplasia of the Hip. *Imaging*, 4: 70-74, 1992.
8. Grissom LE, Harcke HT: Sonography in Congenital Deficiency of the Femur. *J. Pediatr Orthop* 14: 29-33, 1994.
9. Harcke HT, Grissom LE, Meister MA: Intranasal Sedation in Pediatric Imaging: Use of Midazolam (Versed) Nosedrops. *Pediatric Radiology* 25: 341-343, 1995.
10. Grissom LE, Griffin GC, Mandell GA: Hypervitaminosis A as a Complication of Treatment for Neuroblastoma. *Pediatric Radiology* 26:200-202, 1996.
11. Grissom LE, Harcke HT: Ultrasonography in Non-Developmental Dysplasia of the Hip (DDH) Pathology. *Pediatric Radiology* 27:70-74, 1997.
12. Gripp KW, Scott, Jr. CI, Nicholson, L, Magram G, Grissom LE: Chiari Malformation and Tonsillar Ectopia in Twin Brothers and Father with Autosomal Dominant Spondylo-Epiphyseal Dysplasia Tarda. *Skeletal Radiology* 26:131-133, 1997.
- *13. Mandell GA, Wolfson PJ, Adkins ES, Caro PA, Cassell I, Finkelstein MS, Grissom LE, Gross G, Harcke HT, Katz AL, Murphy SG, Noseworthy J, Schwartz MZ. Cost-effective Imaging Approach to the Nonbilious Vomiting Infant. *Pediatrics*, 103 (6), June 1999.
- *14. Dedeoglu F, Rose CD, Athreya BH, Conard K, Grissom L, Magnusson M: Successful Treatment of Retroperitoneal Fibrosis with Tamoxifen in a Child. *The Journal of Rheumatology* 28:1693-1695, 2001.
- *15. Lipton G, Riddle E, Grissom LE, Fitru T, Marks H, Jaykumar S: An Unusual Cause of Low Back Pain in Children. *J Bone Joint Surg* 83-A: 1552-1554, 2001.
- *16. Grissom LE, Harcke, HT: Infant Shoulder Sonography: Technique, Anatomy and Pathology. *Pediatric Radiology* 31:863-868, 2001.
- *17. Grissom LE, Harcke, HT: Radiographic Features of Bisphosphonate Therapy in Pediatric Patients. *Pediatric Radiology* 33:226-229, 2003.

- *18. Cheema JI, Grissom LE, Harcke HT: Imaging Characteristics of Lower Extremity Bowing in Children. *Radiographics* 23:871-880, 2003.
- *19. Grissom, LE, Kecskemethy HH, Bachrach SJ, McKay C, Harcke HT: Bone Densitometry in Pediatric Patients Treated with Pamidronate. *Pediatric Radiology* 35:511-517, 2005.
- *20. Shabshin N, Keller, MS, Grissom LE: High Signal T2 Changes of the Bone Marrow of the Foot and Ankle in Children: Red Marrow or Traumatic Changes? *Pediatr Radiol* 36:670-676, 2006.
- *21 Grissom LE, Harcke HT: Bone Densitometry in Pediatric Patients. *Del Med J* Apr;78(4):147-50, 2006.
- *22. Thacker MM, Azouz M, Grissom L, Dabney KW, MacKenzie WG: Osteochondritis Dissecans of the Talar Head: Natural History and Review of Literature. Submitted to *Pediatric Radiology*.
- *23. Riccio A, Guille JT, Grissom L: Does MRI Obviate the Need for Ultrasonography in Detecting Renal Anomalies in Patients with Congenital Spine Deformities? POSNA Annual Meeting, San Diego, CA, May 4-7, 2006. Accepted "The Journal of Bone and Joint Surgery"
- *24. Shabshin N, Schweitzer ME, Morrison WB, Carrino JA, Keller MS, Grissom LE. High-signal T2 changes of the bone marrow of the foot and ankle in children: red marrow or traumatic changes? *Pediatr Radiol*. 2006;36(7):670-6.

Original Papers: Non-peer reviewed publications:

1. Grissom LE: The View Box. *Delaware Medical Journal*, 58(4), 1986.
2. Harcke HT, Grissom LE: Use of Ultrasound in the Evaluation of the Infant Hip. *The Jefferson Orthopaedic Journal*, 17:12-16, 1988.
3. Grissom LE: The View Box. *Delaware Medical Journal*, 60(4), 1988.
4. Harcke HT, Grissom LE: Infant Hip Sonography: Current Concepts. *Semin Ultrasound, CT, MRI*, 14 (4): 256-263, 1994.
5. Simon RG, Kruse R, Stanton RP, Grissom LE, Conard K: Mesenchymal Chondrosarcoma of the Cervical Spine in a Child. *Am J. Orthop*. 279-282, 1997.
6. Grissom LE, Harcke HT: Thoracic Deformities and the Growing Lung. *Seminars in Roentgenology* 33:199-208, 1998.
7. Harcke HT, Grissom LE: Musculoskeletal Ultrasound in Pediatrics. *Seminars in Musculoskeletal Radiology*, 2: 322-329, 1998.

8. Grissom LE, Harcke HT: Ultrasonography and DDH. *Current Opinion in Pediatrics*. 11(1): 66-69, 1999.
9. Harcke HT, Grissom LE: Pediatric Hip Sonography: Diagnosis and Differential Diagnosis. *Radiol Clin North Am* 37:787-796, 1999.
10. Harcke HT: Pediatric Bone Densitometry: Technical Issues. *Semin in Musculoskeletal Radiol* 3:371-377, 1999.
11. Grissom LE, Harcke HT: Developmental Dysplasia of the Pediatric Hip with Emphasis on Sonographic Evaluation. *Semin in Musculoskeletal Radiol* 3:359-369, 1999.

Chapters:

1. Harcke HT, Grissom LE, Finkelstein MS: Ultrasound Imaging of the Musculoskeletal System in Children. In *Pediatric Bone Imaging: A Practical Approach*. Mahboubi S (ed) Boston: Little, Brown, and Co., 1989.
2. Harcke HT, Grissom LE: The Pediatric Hip. In *Diagnostic Ultrasound*. Rumack CM, Wilson SR, and Charboneau JW, eds. St. Louis: Mosby Year Book. Volume 2, 1991.
3. Harcke HT, Grissom LE: Sonography of the Infant Hip. In *Ultrasound of the Extremities*. Fornage BD ed. Paris: Vigot Publishers (French Translation) and New York: Springer International (English edition), 1991.
4. Grissom LE, Harcke HT: The Pediatric Hip. In *Diagnostic Ultrasound*. Rumack CM, Wilson ST, and Charboneau JW, eds. St. Louis: Mosby Year Book. Second Edition, Vol. 2, 1998, pp 1799-1814.
5. Grissom LE, Harcke HT: Pediatric Musculoskeletal Ultrasound. In: *Diagnostic Ultrasound* (3rd Edition), St. Louis, Elsevier 2005, pp. 2035-2059.

Abstracts Presented at National Meetings:

* Indicates Podium Presentation by L. E. Grissom

1. Harcke HT, Mandell GA, Lee MS, Grissom LE: Evaluating Scoliosis with Digital Radiographic Techniques. *AJR* 145:875, October, 1985.
2. Harcke HT, Brooks KM, Grissom LE, MacEwen GD: Evaluation of Hip Position in the Pavlik Harness. *Radiology* 157:181, November, 1985.
3. Harcke HT, Kumar SJ, Grissom LE, Bassett GS, MacEwen GD: Ultrasound Evaluation of Infant Hip Position in the Pavlik Harness. *J Ultrasound Med (Supplement)* 5:164, September, 1986.
4. Harcke HT, Grissom LE, Harcke JE, Bassett GS: Hip Sonography in the First 30 Days of Life: Patterns of Instability. *Pediatr. Radiol.* 17:343, May, 1987.

5. Grissom LE, Harcke HT, Boulden ME: Management of Congenital Hip Dislocation/Dysplasia (CDH) Using Dynamic Sonography. J Ultrasound Med 7:S118, 1988.
6. Boulden ME, Harcke HT, Grissom LE: Sonography in Osteomyelitis: Potential Pitfalls. J. Ultrasound Med 9:S69, 1990.
7. Harcke HT, Mandell GA, Grissom LE, Finkelstein MS, James CJ: Digital Radiography: Musculoskeletal Applications. American Roentgen Ray Society - Annual Meeting, 1991.
8. Harcke HT, Grissom LE, Boulden ME: Use of Sonography in Acute Osteomyelitis. International Pediatric Radiology '91 - 2nd Conjoint Meeting ESPR and SPR, May 27-31, 1991.
9. Rose JB, Grissom LE: Complications During Sedation for MRI in Children. American Academy of Pediatrics (Anesthesia Section) - Spring Session, March 20, 1993.
10. Grissom LE, Harcke HT: Sonography in Atypical Infant Hips. Society for Pediatric Radiology, May 13-18, 1993.
11. Harcke HT, Grissom LE, Boulden ME: Sonography of the Atypical Infant Hip. J Ultrasound Med 13:S4, 1994.
12. Harcke HT, Harding MGB, Grissom LE, Bowen JR, Boulden ME: The Role of Serial Ultrasound in the Management of the Dislocated Infant Hip. J Ultrasound Med 13:S4, 1994.
13. Harcke HT, Grissom LE, Meister MA: Intranasal Sedation in Pediatric Imaging Using Midazolam Nose Drops. The Society for Pediatric Radiology 37th Annual Meeting Program, Colorado Springs, CO, p. 121, 1994.
14. Harcke HT, Grissom LE, Boulden ME: Sonography of the Atypical Hip. Proceedings of the 3rd Congress of the International Society for the Development of Ultrasonography in the Locomotor Apparatus, Kyoto, Japan, 1994.
15. Myers, S, Das, A, Figueroa, TE, Grissom, LE, Noseworthy, J, Filmer, RB: Unmasking the Occult Acute Pyelonephritis: The Role of Sedimentation Rate and Nuclear Renography in Managing Children with Fever and Marginal Urine Cultures, American Urological Association, Inc., Orlando, FL 1996.
16. *Grissom LE, Harcke HT: Infant Shoulder Sonography: Techniques, Anatomy, and Pathology. The Society for Pediatric Radiology, 43rd Annual Meeting, April 29-May 3, 2000, Naples, FL, pg. 90 Meeting Program.
17. Shabshin N, Schweitzer ME, Carrino JA, Keller M, Grissom LE: Marrow Edema of the Ankle in Children: Red Marrow or Traumatic Changes? Presented at the Annual Meeting of the Radiological Society of North America, November 25-30, 2001, Chicago, IL.
18. Hertzog JH, Bradford KK, Schirling J, Grissom LE, Keller MS, Lawless SL. Pediatric Imaging Procedural Sedation: Evaluation of a Systems Approach. Pediatr Radiol 32: S65, 2002. Presented at the Society for Pediatric Radiology Annual Meeting, Philadelphia, PA, April 27-May 1, 2002.

19. *Grissom LE, Harcke HT: Radiographic Features of Biphosphonate Therapy in Pediatric Patients. Presented at the Society for Pediatric Radiology Annual Meeting, Philadelphia, PA, April 27-May 1, 2002.
20. Grissom LE, Kecskemethy HH, Harcke HT, Bachrach S, McKay CP, Kruse R: Treatment of Pediatric Osteoporosis with Pamidronate. The Society for Pediatric Radiology, 46th Annual Meeting, May 7-10, 2003, San Francisco, CA (Abstract)
21. Grissom LE, Kecskemethy HH, Harcke HT, et al. Treatment of Pediatric Osteoporosis with Pamidronate. *Pediatric Radiology* 33:590, April, 2003.
22. Grissom LE, Kecskemethy HH, Bachrach SJ, McKay C, Harcke HT: Bone Densitometry in Pediatric Patients Treated with Pamidronate. *Pediatric Radiology* 35:511-517, 2005.
23. Grissom LE, Mackenzie W, Inan M, Nagai M: The relationship between the physeal line and joint surface in the skeletally immature lower extremity: An MRI study" accepted for presentation as an E-Poster at the EPOS/IFPOS Combined Meeting, 10-14 April 2007, Sorrento

Exhibits at Scientific Meetings:

1. Harcke HT, Kumar SJ, Grissom LE, Bassett GS, MacEwen GD: Ultrasound Evaluation of Hip Position in the Pavlik Harness. American Academy of Orthopaedic Surgeons, 53rd Annual Meeting, New Orleans, LA, February 20-25, 1986.
2. Harcke HT, Kumar SJ, Grissom LE, Bassett GS, MacEwen GD: Ultrasound Evaluation of Infant Hip Position in the Pavlik Harness. *J. Ultrasound Med. (Supplement)*, 5:164, 1986.
3. Harcke HT, Kumar SJ, Grissom LE, MacEwen GD: Ultrasound Evaluation of the Infant Hip Position in the Pavlik Harness. International Meeting on Care of Babies Hips. Beograd, Yugoslavia, October 1-3, 1987.
4. Harcke HT, Grissom LE, Bowen JR, Kumar SJ, Bassett GS, Smith A: Ultrasound Examination of the Infant Hip. Medical Society of Delaware, 198th Annual Meeting, Wilmington, DE, November 19-21, 1987.
5. Boulden ME, Harcke HT, Grissom L: Sonographic Techniques for Dynamic Evaluation of the Infant Hip. World Federation for Ultrasound in Medicine and Biology, Washington, DC, 1988. *J. Ultrasound Med.* 7:S227, 1988.
6. Harcke HT, Grissom LE, Boulden ME, Bowen JR: Use of Dynamic Hip Sonography in the Treatment of Congenital Hip Dislocation. European Society of Pediatric Radiology 27th Congress, Munich, Germany, May 14-19, 1990.
7. Kecskemethy HH, Grissom LE, Harcke HT, Bachrach SJ, McKay CP, Kruse RW: Effect of Pamidronate On Bone Mineral Density In Children. International Society for Clinical Densitometry, Miami, FL, January 2004.

8. Pinto M, Fertikh D, Shah V, Grissom L, Brooks, M: Orbital Lesions: A Pictorial Essay. American Society of Neuroradiology Annual Meeting, Toronto, Ontario, Canada. May 21-27, 2005.
9. Riccio A, Guille JT, Grissom L: Does MRI Obviate the Need for Ultrasonography in Detecting Renal Anomalies in Patients with Congenital Spine Deformities? IMAST Meeting, Banff, Canada, July 5-9, 2005, poster at the SRS Meeting in Miami, October 26-30, 2005.

AUDIO-VISUAL:

Grissom LE, Harcke HT: Ultrasound of the Hip. Case Reviews: Normal Sonogram, Case 1027, Congenital dislocated left hip, partially reducible, Case #1028, subluxation of the left hip, Case #1029. American College of Radiology, Ultrasound Learning File, Videodisc Version 2.0, 1993.

INVITED LECTURES/PRESENTATIONS:

1. Philadelphia County Medical Society Building. Orthopedic Radiologic Pathologic Conference, Philadelphia, Pennsylvania. 1986-94.
2. Jefferson Medical College Radiology Dept. - "Scoliosis." November 12, 1992.
3. Temple University Radiology Dept. - Pediatric Case Presentation. March 31, 1993.
4. Lancaster Hospital Radiology Dept. - "Hip Ultrasound." April 22, 1992.
5. Jefferson Medical College Radiology Dept., Philadelphia, PA - May 26, 1994.
6. Indian Health Service: DDH in the Navaho Community. Public Health Service Indian Hosp., Shiprock, NM. (1994)
7. Pediatric Orthopaedic & Scoliosis Medical Group. Instructional Faculty Member, Ultrasound in the Diagnosis and Treatment of Hip Dysplasia, San Diego, CA - November 4-6, 1994.
8. St. Francis Hospital Radiology Department, Greenville, SC - "Hip Ultrasound." May 17-18, 1995.
9. Jefferson Medical College Radiology Dept. – "The Leading Edge in Diagnostic Ultrasound – Musculoskeletal Ultrasound Tutorial: Pediatric Hip." May 19, 1998.
10. Memorial Hospital of Burlington County, Mt. Holly, NJ. "Ultrasound of the Infant Hip". June 4, 1998
11. Society of Pediatric Radiology, Vancouver, Canada. "Pediatric Musculoskeletal Ultrasound". May, 13, 1999.
12. Children's Hospital of Philadelphia, Department of Radiology "Sonography of the Infant Hip" May 22, 2001.

13. Hertzog JH, Bradford KK, Schirling J, **Grissom LE**, Keller MS, Lawless SL. Pediatric Imaging Procedural Sedation: Evaluation of a Systems Approach. Presented at the Society for Pediatric Radiology Annual Meeting, Philadelphia, PA, April 27-May 1, 2002.
14. Pediatric Infections and Pulmonary Diseases: Perspectives 2004. "Let's Play Radiologist. October 22, 2004, Rehoboth, Delaware.
15. Musculoskeletal Ultrasound: The Infant Hip and Other Applications, A.I. duPont Hospital for Children, Wilmington, Delaware, November 4-5, 2004.
16. Pediatric Infections and Pulmonary Diseases: Perspectives 2005. Shadows, Shadows, and Shadows: Nonpulmonary Abnormalities on Chest Radiographs, September 16, 2005.
17. Musculoskeletal Ultrasound: The Infant Hip and Other Applications, A.I. duPont Hospital for Children, Wilmington, Delaware, October 27-28, 2005.
18. Advances in Pediatric Imaging, Cape Cod Pediatrics Conference, Hyannis, MA, August 4-6, 2006
19. Pediatric Infections and Pulmonary Diseases: Perspectives, Rehoboth, Delaware, September 8-10, 2006
20. Musculoskeletal Ultrasound: The Infant Hip and Other Applications, A.I. duPont Hospital for Children, Wilmington, Delaware, September 21-22, 2006.

COMMITTEES:

duPont Hospital for Children:

Safety Committee Representative

Emergency and Critical Care Operations Group

Practice Executive Group (2000)

Hospital Operations Committee (2000)

Medical Executive Committee (2000)

Graduate Medical Education Committee (2000-2004)

MAJOR EDUCATIONAL RESPONSIBILITIES:

Program Director and Lecturer:

duPont Hospital for Children - Semiannual Symposium on Ultrasound in DDH

Lecturer, 1988 - to present

Director, 1995 - to present

Post-Graduate Teaching:

duPont Hospital for Children – Radiology Residency Coordinator, Radiology Residents,
Pediatric Resident Conference

Jefferson Medical College – Radiology Residents

Christiana Care Health Systems – Radiology Residents

11/706/jd

The American Board of Radiology

Organized through the cooperation of the
 American College of Radiology, the American Roentgen Ray Society,
 the American Radiology Society, the Radiological Society of North America,
 the Section on Radiology of the American Medical Association,
 the American Society for Therapeutic Radiology and Oncology, the Association of
 University Radiologists, and the American Association of Physicians in Medicine.
 Heretby acknowledges that

Leslie Ellen Grissom, MB

Has successfully fulfilled the requirements of this Board's
 Maintenance of Certification Program and is certified as a
 Diplomate of the American Board of Radiology

Diagnostic Radiology

with Subspecialty Certification in

Pediatric Radiology

Steven A. Leibel, M.D.
 President

Richard T. Hopp, MD
 Secretary-Treasurer

R.P. Harty, MD
 Executive Director

This 10-year certificate is valid
 through December 31, 2015

to No. 27002

The American Board of Radiology

*Organized through the cooperation of the
American College of Radiology, the American Roentgen Ray Society,
the American Radium Society, the Radiological Society of North America,
the Section on Radiology of the American Medical Association
and the American Society of Therapeutic Radiologists
Hereby certifies that*

Leslie Ellen Grissom, M.D.

*Has pursued an accepted course of graduate study
and clinical work, has met certain standards and qualifications and
has passed the examinations conducted under the authority of
The American Board of Radiology*

On this sixth day of June, 1985

*Thereby demonstrating to the satisfaction of the Board
that she is qualified to practice the specialty of
Diagnostic Radiology*



Arthur J. Bland - President

Robert H. L. K. - Secretary



Nuclear Medicine and Biology, Sydney, Australia. October
26, 1994

31. "Pediatric Bone Imaging - Indication and Technique."
Technologist Continuing Education. Society of Nuclear
Medicine, Minneapolis, MN June 12, 1995.
32. International Skeletal Society, New Orleans, LA -
"Scintigraphy of Chronic Recurrent Multifocal
Osteomyelitis." October 10, 1995.
33. International Pediatric Radiology, Boston, MA -
"Relationship of Ureaplasma Urealyticum Infection to the
Precocious Development of BPD in Preterm Infants." May,
1996.
34. Society of Nuclear Medicine, Denver, CO - "Scintigraphy of
Physal Involvement in CRMO." June 4, 1996.
35. Pacific Coast Pediatric Radiology Society, Alaska -
"Scintigraphy of CRMO." July 3, 1996.
36. International Skeletal Society, Paris, France - Case
Presentation "Paravertebral Abscess in Cat Scratch
Disease." August 20, 1996.
37. International Skeletal Society, Paris, France -
"Scintigraphy of Musculoskeletal Infection in Children."
August 24, 1996.
38. International Skeletal Society, Santa Fe, New Mexico -
Case Presentation "Multicentric Giant Cell Tumor" September
9, 1997.
39. International Skeletal Society, Santa Fe, New Mexico-
Neurofibromatosis - A New Look at an Old Disease" September
12, 1997.
40. Cojoint Meeting of SPRS and MPRS, Birmingham, Ala.
"Multicentric Giant Cell Tumor" and " Ischioiliac dysplasia in
NF" October 26, 1997.
41. Society of Pediatric Radiology: "Scintigraphic Detection
of Dumping Syndrome in the Neuromuscularly Disabled" May
15, 1999 Vancouver, BC
42. Refresher course of International Skeletal Society:
Radiographic Manifestations in the Pediatric Skeleton of
Neuromuscular Disease. August, 2000 Barcelona, Spain.