

November 22, 1999

Mr. Cass R. Chappell, Chief  
Licensing Section, Mail Stop 06F18  
Spent Fuel Project Office  
Office of Nuclear Materials Safety and Safeguards  
U.S. Nuclear Regulatory Commission  
One White Flint North  
11155 Rockville Pike  
Rockville, MD 20852

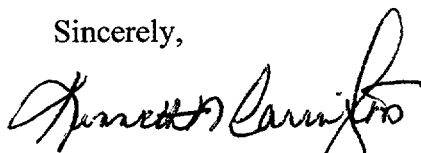
Subject: Docket No.: 71-9282  
Application for Model SPEC-300 Package  
Supplement No. 2 to Application for NRC Certificate of Compliance, Revision (1),  
Dated October 6, 1999

Dear Mr. Chappell:

This purpose for this supplement is to describe the material specification and thickness for the SPEC-300 Enclosure Base and to clarify the term "CRES" referenced in Drawing 19B000 Rev. (3), sheet two. The Enclosure Base is now described as item no. 17 on Drawing 19B000 Rev. (4), sheet two. Additionally, all references to the term "CRES" have been replaced with "SS" (stainless steel). Only sheet two of drawing 19B000 reflects revisions to the drawing. All other pages remain unchanged from Revision (3) which was submitted in Supplement No. 1, dated November 4, 1999.

Please do not hesitate contact me if you need any further assistance or clarification.

Sincerely,



Kenneth N. Carrington  
Regulatory Affairs

/knc

Enclosures: Six copies of Supplement No. 2 dated November 22, 1999 to Application for Model  
SPEC-300 Package, Revision (1), dated October 6, 1999  
Docket No.: 71-9282

H:\APPLICAT\SPEC-300\TYPEB\11-22-99.GC1

LITO 1



**Source Production & Equipment Co., Inc.**

113 Teal Street St. Rose, LA 70087-9691 Phone 504/464-9471 FAX 504/467-7685 Website: www.spec150.com

PRR ADDON 07109282

SUPPLEMENT NO. 2  
to  
Type B(U)-85 Transportation Package  
Certificate of Compliance Application, Revision (1),  
dated October 6, 1999  
Model SPEC-300

November 22, 1999

REMOVE	INSERT
Appendix 1.3 Drawing 19B000, Rev. (3) Sheets 1-8 11/4/99	Appendix 1.3 Drawing 19B000, Rev. (4) Sheets 1-8 11/22/99

NOTES:

1. MAXIMUM WEIGHT: 780 LBS
2. PACKAGE IS FILLED WITH POLYURETHANE FOAM WITH A MINIMUM DENSITY OF 13 LB/CU. FT
3. OVERALL DIMENSIONS OF PACKAGE: 26" X 14" X 15" NOMINAL.
4. SPEC-300 NAMEPLATE LOCATED ON BACK SIDE.
5. CAUTION PLACARD IS PLACED ON BOTH SIDES.
6. WELD ACCORDING TO AWS WELDING CODE B2.1-8-023-94, SMAW OF AUSTENITIC STAINLESS STEEL, OR EQUIVALENT INDUSTRY STANDARD.
7. WELD ACCORDING TO AWS WELDING CODE B2.1-8-024-94, GTAW OF AUSTENITIC STAINLESS STEEL, OR EQUIVALENT INDUSTRY STANDARD.
8. WELD ACCORDING TO AWS WELDING CODE B2.1-8-025-94, GTAW FOLLOWED BY SMAW OF AUSTENITIC STAINLESS STEEL, OR EQUIVALENT INDUSTRY STANDARD.
9. THIS WELD IS FROM THE END OF THE PACKAGE TO THE BULKHEAD.
10. THE SHIELD SUPPORT ASSEMBLY (7), IS WELDED TOGETHER USING A 1/4" WELD IN EACH OF THE FOUR CORNERS BEFORE BEING WELDED TO THE LOCK END OR OUTLET END BULKHEAD.
11. ITEM (20) IS USED FOR THE -3 VERSION AND ITEM (25) IS USED FOR THE -1 VERSION.
12. USE RIVET (33) TO FASTEN THE PLATES TO THE DEVICE.
13. USE ITEM (37) TO FASTEN THE PLATE TO THE DEVICE.
14. ITEMS (39), (40), (41), (42) ARE NOT VISIBLE. ITEMS (39) AND (40) ARE USED ON THE LOCK MODULE (12) LID, AND ITEMS (41) AND (42) ARE USED ON THE INLET BASE PLATE (13).
15. "-1" AND "-3" DEVICES ARE IDENTICAL EXCEPT FOR THE OUTLET END PANEL, STORAGE NIPPLE, AND SAFETY PLUG.
16. REMOVE MANDRELS IN THE RIVETS AFTER INSTALLATION TO ENSURE THAT THE RIVETS ACT AS VENTS.
17. THESE WELDS ARE INSPECTED IN ACCORDANCE WITH ASTM E-165, OR AN EQUIVALENT INDUSTRY STANDARD. THE ACCEPT/REJECT CRITERIA ARE IN ACCORDANCE WITH ASME SECTION VIII, DIVISION 1, OR EQUIVALENT INDUSTRY STANDARD.
18. THESE WELDS ARE VISUALLY INSPECTED IN ACCORDANCE WITH ASME SECTION V, ARTICLE 9, OR AN EQUIVALENT INDUSTRY STANDARD. THE ACCEPT/REJECT CRITERIA ARE IN ACCORDANCE WITH ANSI/AWS D1.1 OR EQUIVALENT INDUSTRY STANDARD.

CONTROLLED COPY NO

REVISIONS

REV	DESCRIPTION	DATE	APPROVED
1	INCORPORATED ECR #990712-1	7/14/99 7/14/99 7/14/99	RAM PW RDD
2	INCORPORATED ECR # 990930-2.	10/1/99 10/5/99 10/5/99	S. BYRD PW RDD
3	INCORPORATED ECR #991103-1	11/3/99 11/4/99 11/4/99	RAM PW RDD
4	INCORPORATED ECR #991122-1	11/22/99 11/22/99 11/22/99	SRB RAM PW RDD

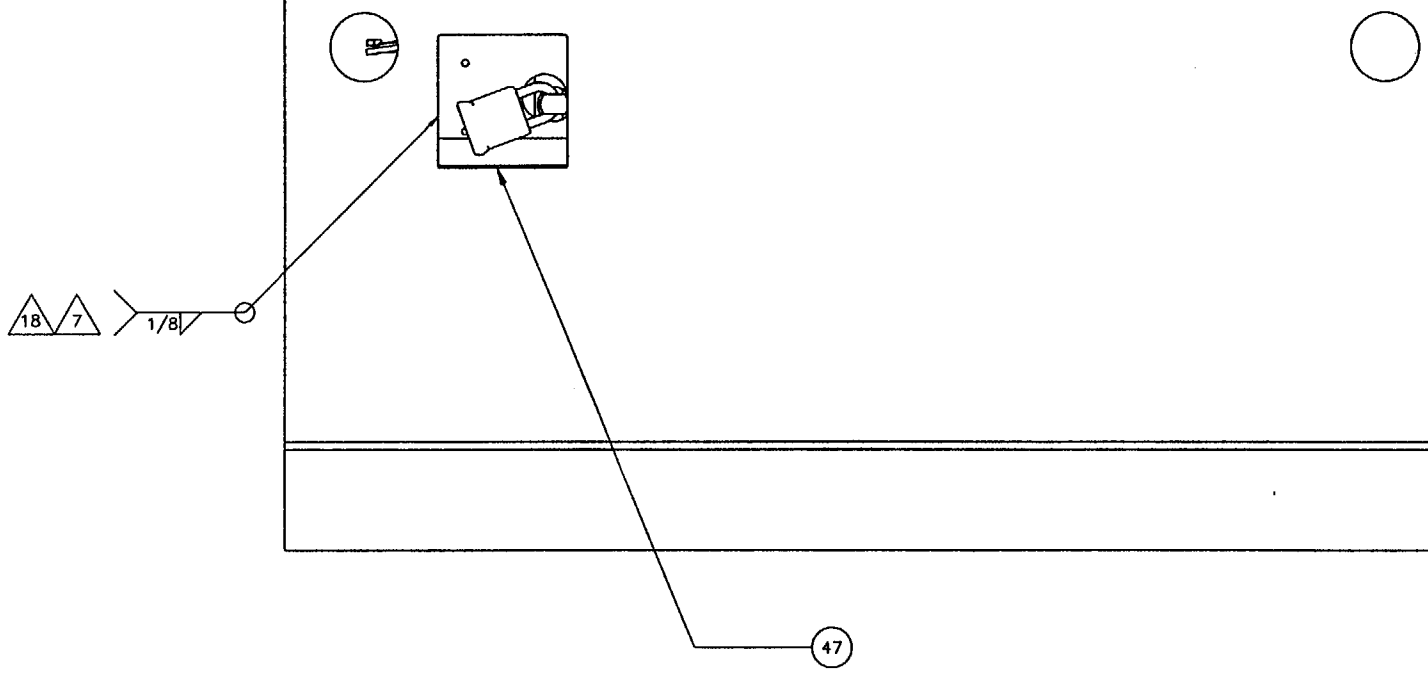
UNLESS OTHERWISE SPECIFIED DIMENSIONS ARE IN INCHES TOLERANCES ARE NOMINAL		APPROVALS		DATE	SOURCE PRODUCTION & EQUIPMENT CO., INC. 113 TEAL ST, ST ROSE, LA 70087	
DO NOT SCALE DRAWING	DRAWN RAM	CHECKED PW	APPROVED RDD	8/22/99	8/28/99	8/28/99
TREATMENT NONE	FINISH NONE	QA CLASS Q-B	SIZE DWS NO. C 19B000		REV 4	SCALE: NTS M 00085204 SHEET 1 OF 8

**FIGURE WITHHELD UNDER 10 CFR 2.390**

**FIGURE WITHHELD UNDER 10 CFR 2.390**

**FIGURE WITHHELD UNDER 10 CFR 2.390**

CONTROLLED COPY NO			
REVISIONS			
REV	DESCRIPTION	DATE	APPROVED



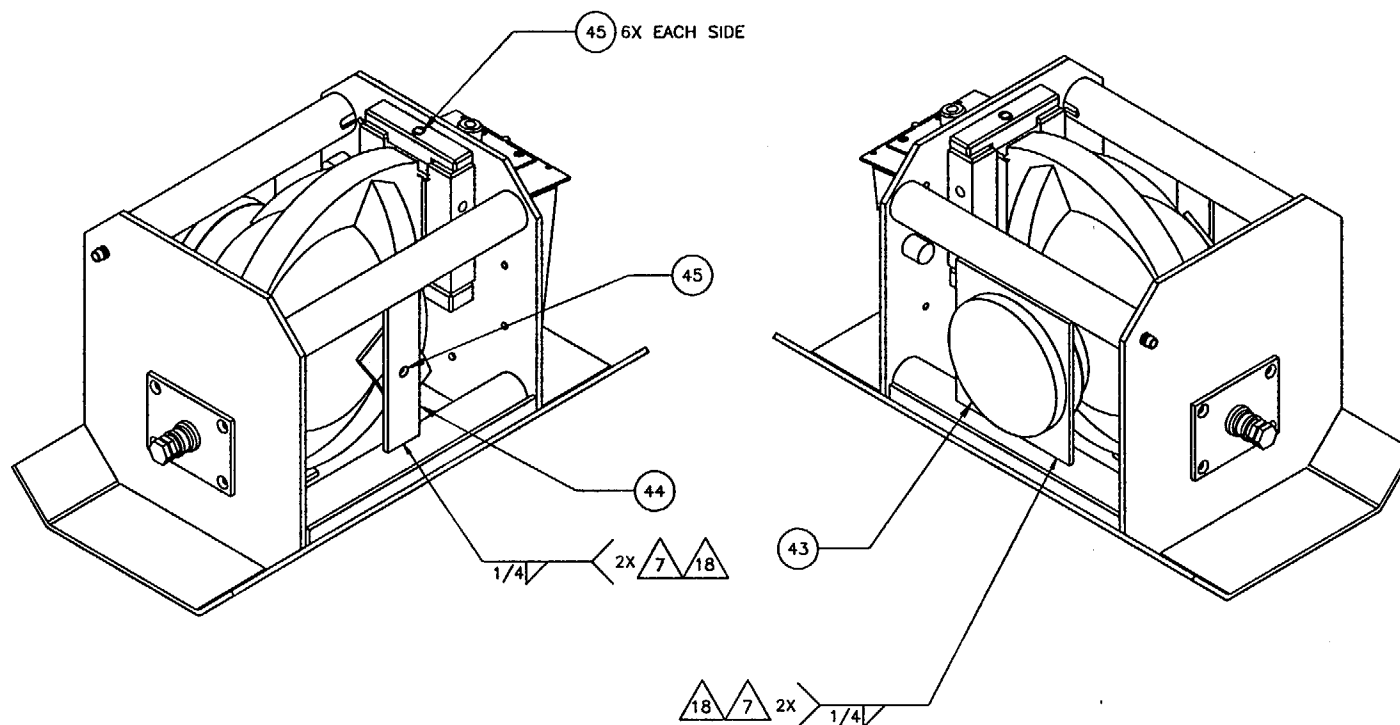
SOURCE PRODUCTION & EQUIPMENT CO. INC. 113 TEAL ST. ST. ROSE, LA. 70067		SIZE	DWG NO.	REV
APPROVED <i>[Signature]</i> 11/22/99		C	19B000	4
SCALE: 1/2		M	00085204	SHEET 5 OF 8

**FIGURE WITHHELD UNDER 10 CFR 2.390**



**FIGURE WITHHELD UNDER 10 CFR 2.390**

CONTROLLED COPY NO			
REVISIONS			
REV	DESCRIPTION	DATE	APPROVED



ENCLOSURE COVER NOT SHOWN

SOURCE PRODUCTION & EQUIPMENT CO. INC. 113 TEAL ST. ST. ROSE LA 70067		SIZE	DWG NO	REV
APPROVED <i>KU 11/23/99</i>		C	19B000	4
SCALE: 1/2		M 00085204		SHEET 8 OF 8