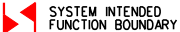


NOTES:


- ALL COMPONENT MARK NUMBERS PREFIXED 46 UNLESS OTHERWISE NOTED.
- ALL MANIFOLD VALVES PREFIXED 'SWS' UNLESS OTHERWISE NOTED.
5. CORROSION RESISTANT ASTM A312 TP 316 STAINLESS STEEL PIPE SECTION AND 316L STAINLESS STEEL FLANGED REDUCER.
6. ANTI CORROSION IN PLANT (CIMP).


REFERENCES:

1. FLOW DIAGRAM SYMBOLS FM-14A



COMPONENTS SUBJECT TO AMR

 SERVICE WATER
SYSTEMS AMM-11

 HEATING, VENTILATION AND
AIR CONDITIONING SYSTEMS
AMM-16

QA CAT I, II/III

NUCLEAR SAFETY RELATED

JAMES A. FITZPATRICK
NUCLEAR POWER PLANT

FLOW DIAGRAM
SERVICE WATER
SYSTEM 46



| | | |
|-----------------|--------|-----------|
| SCALE | | NONE |
| DWG NO | FM-16A | REV 79 |
| SHEET 1 OF 1 | | |
| REF: ISI-FM-46A | | |

| REV | DATE | DESCRIPTION | BY | CHKD | APP. |
|-----|--------|-------------------------------|----|------|------|
| 77 | 5/9/00 | AS BUILT PER MOD NO JD-02-012 | K | | |
| 76 | 3/3/00 | AS BUILT PER DCR-03-012 | K | | |
| REV | DATE | DESCRIPTION | BY | | |

| 0 | 12-21-05 | | | | | |
|-------------------|----------|-------------|----|-----|-----|-----|
| NO. | DATE | DESCRIPTION | BY | ENG | CHK | APP |
| REVISIONS | | | | | | |
| LRA-FM-46A-0 | | | | | | |
| CAD FILE | | | | | | |
| LRA-FM-46A_79.DGN | | | | | | |
| RASTER FILE | | | | | | |
| FM-46A_79.CAL | | | | | | |