


QUESTION # 1

Examination Outline Cross-reference:	Level		<u>SRO</u>
Partial or Complete Loss of AC / 6	Tier #		<u>1</u>
Ability to determine and/or interpret the following as they apply to PARTIAL OR COMPLETE LOSS OF A.C. POWER: (CFR: 41.10/ 43.5 / 45.13)	Group #		<u>1</u>
	K/A # 295003		<u>AA2.04</u>
• System lineups	Importance Rating		<u>3.7</u>

Proposed Question: The plant is at 100% power with the following conditions:

- FW pumps are in 3-element control on the Master Feedwater Controller.
- 125 VDC Station Battery B is on equalize charge per OP-43A, 125 VDC Power System.
- UPS M-G set is on the DC Drive to "run-in" the DC motor brushes under load per OP-46B, 120 VAC Power System.
- EDG B and D are running unloaded per ST-9R, EDG System Quick-Start Operability Test and Offsite Circuit Verification.

Subsequently, the following valid annunciator alarm:

09-8-4-18, L26 600 V SUPP FDR BKR 12602 TRIP

All plant equipment responds per design.

Which ONE of the following is the prompt action the CRS should direct as a result of these plant conditions?

- a) Take manual control of one FW pump on the MSC per AOP-21, Loss of UPS.
- b) Lock the RWR Scoop Tubes to prevent a run back per AOP-21, Loss of UPS.
- c) Reduce Station Battery B loads per AOP-19B, Loss of Switchgear L26.
- d) Shutdown EDG B and D per AOP-19B, Loss of Switchgear L26.

Proposed Answer: d) Shutdown EDG B and D per AOP-19B, Loss of Switchgear L26.

Explanation (Optional): **Justification:**
Power is lost to L26 resulting in a loss of ESW pump B which supplies cooling water to the EDGs that were running. The UPS is still powered by the A DC battery system and the actions provided in the distracters A & B are not a prompt action to be taken for the plant conditions provided in the stem. Reducing DC loads is a subsequent action per AOP-19B.

QUESTION # 1 Continued

- Distracters:**
- a) Take manual control of one FW pump on the MSC per AOP-21, Loss of UPS is incorrect: Take manual control of one FW pump on the MSC per AOP-21, Loss of UPS. This action is part of the response to a momentary loss of the UPS, per the plant conditions provided in the stem, the UPS is still powered from the DC drive. When a subsequent step is taken to transfer the UPS to the alternate AC source, this would be part of the actions to take.
 - b) Lock the RWR Scoop Tubes to prevent a run back per AOP-21, Loss of UPS is incorrect: Lock the RWR Scoop Tubes to prevent a run back per AOP-21, Loss of UPS. Per the stem, the UPS is still powered from the DC Drive and has not lost power.
 - c) Reduce Station Battery B loads per AOP-19B, Loss of Switchgear L26 is incorrect: This is a subsequent action to the conditions provided in the stem.

Technical Reference(s): AOP-19B, AOP-21. (Attach if not previously provided)

Proposed references to be provided to applicants during examination: NONE

Learning Objective: SDLP-71E EO-1.09.C (As available)

Question Source: Bank #

Modified Bank # (Note changes or attach parent)

New X

Question History: Last NRC Exam

(Optional - Questions validated at the facility since 10/95 will generally undergo less rigorous review by the NRC; failure to provide the information will necessitate a detailed review of every question.)

Question Cognitive Level: Memory or Fundamental Knowledge

Comprehension or Analysis

X

10 CFR Part 55 Content: 55.41

55.43

5

Assessment of Facility conditions and selection of appropriate procedures during normal, abnormal, and emergency situations.

Comments:

Plant Event 41987, JAF-CR-2005-3818; Momentary loss of UPS results in a RX Scram was used in part to supply the distracters for this question.

QUESTION # 2

Examination Outline Cross-reference:	Level	RO	SRO
Partial or Total Loss of DC Pwr / 6	Tier #		1
Ability to determine and/or interpret the following as they apply to PARTIAL OR COMPLETE LOSS OF D.C. POWER: (CFR: 41.10/ 43.5 / 45.13)	Group #		1
	K/A # 295004		AA2.02
• Extent of partial or complete loss of D.C. power	Importance Rating		3.9

- Proposed Question: The plant is at 100% power.
Feedwater Pump A & B are in 3 element control selected to RX WTR LVL COLUMN "A".
There are NO evolutions in progress when the following are noted:
- Time 0:**
- Annunciator 09-8-1-21, 125VDC BATT CHGR A DC GRD
 - 125VDC Bus A GND DET meter on Panel 09-8 indicates +25 volts and steady
- Time 0 (+ 1 minute):**
- Annunciator 09-8-1-22, 125VDC BATT CHGR B AC SUPP TROUBLE
- Time 0 (+ 4 minutes):**
- Annunciator 09-8-1-23, 125VDC BATT B VOLT LO
 - 125VDC Bus B Output Voltage meter on Panel 09-8 indicates 119VDC
- Which ONE of the following identifies the resultant equipment status AND procedure to respond to the above indications and alarms?
- a) AC POWER breaker at 71BC-1A 125V DC BATTERY CHARGER A tripped, AOP-45, Loss of DC Power System A
 - b) 71BC-1B 125V DC BATTERY CHARGER B breaker tripped at 71MCC-262-OA1, AOP-46, Loss of DC Power System B
 - c) RX WTR LVL 06LI-94B indicates downscale, AOP-41, Feedwater Malfunction (Rising Feedwater Flow- High RPV Level)
 - d) RHR B initiation logic is inoperable, AOP-22, DC Power System A Ground Isolation
- Proposed Answer: b) 71BC-1B 125V DC BATTERY CHARGER B breaker tripped at 71MCC-262-OA1, AOP-46, Loss of DC Power System B
- Explanation (Optional): **Justification:** See ARP-09-8-1-22 causes & step 2, 2nd bullet, AOP-46, Loss of DC Power System B see symptom A-first bullets first dash- 09-8-1-22 is listed as 1 or more of the following annunciators in alarm.

QUESTION # 2 Continued

- Distracters:**
- a) AC POWER breaker at 71BC-1A 125V DC BATTERY CHARGER A tripped is incorrect there is only a small ground on DC Bus A see ARP-09-8-1-21 this also means AOP-45, Loss of DC Power System A is an incorrect procedure to enter.
 - c) RX WTR LVL 06LI-94B indicates downscale is incorrect battery is supplying the bus at 119 VDC while this is a symptom of AOP-46, Loss of DC Power B, the voltage is still acceptable for the indicator to be normal. Conditions would **NOT** require entry into AOP-41, Feedwater Malfunction (Rising Feedwater Flow- High RPV Level) as the stem stipulates WTR Column "A" is selected.
 - d) RHR B initiation logic is unaffected by the loss of B DC. RHR A logic is powered by B DC.

Technical Reference(s): AOP-46, AOP-41, AOP-45, (Attach if not previously provided)
AOP-22, OP-46B

ARPs:

09-8-1-19, 09-8-1-21,
09-8-1-22, 09-8-1-23,

Proposed references to be provided to applicants during examination: NONE

Learning Objective: SDLP-71B EO- 1.10.A.1 (As available)

Question Source: Bank # _____
Modified Bank # _____ (Note changes or attach parent)
New X

Question History: Last NRC Exam _____


(Optional - Questions validated at the facility since 10/95 will generally undergo less rigorous review by the NRC; failure to provide the information will necessitate a detailed review of every question.)

Question Cognitive Level: Memory or Fundamental Knowledge _____
Comprehension or Analysis X

10 CFR Part 55 Content: 55.41 _____
55.43 5 Assessment of Facility conditions and
selection of appropriate procedures during
normal, abnormal, and emergency situations.

Comments:

QUESTION # 3

Examination Outline Cross-reference:	Level		SRO
Main Turbine Generator Trip / 3	Tier #		1
Knowledge of EOP terms and definitions. (CFR: 41.10/ 43.5 / 45.13)	Group #		1
	K/A # 295005		G 2.4.17
	Importance Rating		3.8

Proposed Question: The plant is at 100% power.
I&C is working on 06LT-52C, Reactor Water Level Feedwater Control Level Transmitter when the following indications are noted on Panel 09-5:

- RX WTR LVL HI CHNL 'A' Amber Light is 'ON',
- RX WTR LVL HI CHNL 'B' Amber Light is 'ON',
- RX WTR LVL HI CHNL 'C' Amber Light is 'ON'.

An automatic action occurs due to these indications. The CRS directs insertion of a manual scram and the SNO reports all rods in with the exception that:

- 3 rods are at position 02
- 1 rod is at position 48.

The CRS initially directs entry into AOP-1 (Reactor Scram) and EOP-2 (RPV Control).

The automatic action that occurred is the _____ trips and the CRS should direct actions in _____ remain shutdown under all conditions without boron.

- a) Main Turbine, EOP-2 (RPV Control) because the reactor **WILL**
- b) HPCI Pump, EOP-2 (RPV Control) because the reactor **WILL**
- c) Main Turbine, EOP-3 (Failure to Scram) because the reactor will **NOT**
- d) HPCI Pump, EOP-3 (Failure to Scram) because the reactor will **NOT**

Proposed Answer: a) Main Turbine, EOP-2 (RPV Control) because the reactor **WILL**

Explanation (Optional): **Justification:** Indications are directly part of Main Turbine & FW Pump trip circuitry. Per EP-1, EOP Entry and Use, section 4.7.2, the reactor will remain shutdown under all conditions without boron with one rod at 48 if all other rods are at 02 (or inserted).

QUESTION # 3 CONTINUED

- Distracters:** b) HPCI Pump trip, EOP-2 (RPV Control) because the reactor **WILL**
Justification: Indications are **NOT** part of HPCI trip circuitry. The second
part of the distractor is correct..
c) Main Turbine Generator trip, EOP-3 (Failure to Scram) because the
reactor will **NOT**
Justification: The first part is correct but the reactor will remain
shutdown.
d) HPCI Pump trip, EOP-3 (Failure to Scram) because the reactor will
NOT

Justification: The first part is incorrect, the second part is correct.

Technical Reference(s): EOP-2, EOP-3, EP-1 (Attach if not previously provided)

Proposed references to be provided to applicants during examination: EOP 2 and 3

Learning Objective: MIT-301.11A EO- 1.04.i (As available)

Question Source: Bank # _____
Modified Bank # _____ (Note changes or attach parent)
New **X**

Question History: Last NRC Exam _____

(Optional - Questions validated at the facility since 10/95 will generally undergo less rigorous review by the NRC; failure to provide the information will necessitate a detailed review of every question.)

Question Cognitive Level: Memory or Fundamental Knowledge **X**
Comprehension or Analysis _____

10 CFR Part 55 Content: 55.41 _____
55.43 **5** Assessment of Facility conditions and
selection of appropriate procedures during
normal, abnormal, and emergency situations.

Comments:

QUESTION # 4

Examination Outline Cross-reference:	Level	RO	SRO
Refueling Acc / 8	Tier #		1
Ability to apply technical specifications for a system. (10CFR 55.43.2/4/6/7)	Group #		1
	K/A # 295023		G 2.1.12
	Importance Rating		4.0

- Proposed Question: The plant has been shutdown for 2 days and is being refueled. An irradiated fuel bundle is being moved from the core to the spent fuel storage pool. The bundle is over the core and being moved towards the fuel pool when level drops to 22 feet above the RPV flange and then continues to slowly decrease. The Technical Specification bases for maintaining a minimum water level over the flange is to insure _____. With this lowering level a radiological emergency is declared per RAP-7.1.04B, Refueling Procedure. The Refuel Bridge SRO may then direct the bundle be placed in any empty location in the _____.
- a) - RHR Shutdown Cooling can maintain "Time to Boil" limitations
- core or the Fuel Pool storage rack
 - b) - RHR Shutdown Cooling can maintain "Time to Boil" limitations
- Fuel Pool storage rack only
 - c) - iodine release from the design refueling accident is retained by the water and off site doses are maintained within limits,
- core or the Fuel Pool storage rack
 - d) - iodine release from the design refueling accident is retained by the water and off site doses are maintained within limits,
- Fuel Pool storage rack only
- Proposed Answer: d) - iodine release from the design refueling accident is retained by the water and off site doses are maintained within limits,
- Fuel Pool storage rack only
- Explanation (Optional): **Justification:** In RAP 7.1.04B, section 7.3, the procedure allows, if a radiological emergency exists, for the bundle to be placed in an empty spent fuel rack location. Without this emergency, the bundle, if it can not be placed in its target location shall be returned to its prior location.

QUESTION # 4 Continued

- Distracters:**
- a) RHR Shutdown Cooling can maintain "Time to Boil" limitations core or the Fuel Pool storage rack
 - b) RHR Shutdown Cooling can maintain "Time to Boil" limitations Fuel Pool storage rack only
 - c) iodine release from the design refueling accident is retained by the water and off site doses are maintained within limits, core or the Fuel Pool storage rack

Justification for incorrect answers:

The incorrect portion of the distracters are "RHR Shutdown Cooling can maintain "Time to Boil" limitations" and the allowance to be able to store the fuel in any core location.

The level over the flange affects the ability of the water to adsorb heat and the time to boil (plausible distractor). However, the actual reason for the level is for iodine releases.

The fuel is allowed to be stored back into the core per RAP 7.1.04B but it must be returned to its prior location, not ANY location in the core.

Technical Reference(s): AOP-53, RAP-7.1.04.B, (Attach if not previously provided)
TS Bases 3.9.6

Proposed references to be provided to applicants during examination: NONE

Learning Objective: SDLP-08B EO- 1.17.a (As available)

Question Source: Bank #

Modified Bank # (Note changes or attach parent)

New X

Question History: Last NRC Exam

(Optional - Questions validated at the facility since 10/95 will generally undergo less rigorous review by the NRC; failure to provide the information will necessitate a detailed review of every question.)

Question Cognitive Level: Memory or Fundamental Knowledge X

Comprehension or Analysis

10 CFR Part 55 Content: 55.41

QUESTION # 4 Continued

- | | | |
|-------|----------|---|
| 55.43 | <u>2</u> | 2 -Facility operating limitations in the technical specifications and their bases. |
| | 4 | 4 -Radiation hazards that may arise during normal and abnormal situations, including maintenance activities and various contamination conditions. |
| | 6 | 6 -Procedures and limitations involved in initial core loading, alterations in core configuration, control rod programming and determination of various internal and external effects on core reactivity. |
| | <u>7</u> | 7-Fuel handling facilities and procedures. |

Comments:

QUESTION # 5

Examination Outline Cross-reference:	Level	RO	SRO
High Drywell Pressure / 5	Tier #		1
Ability to determine and/or interpret the following as they apply to HIGH DRYWELL PRESSURE: (10CFR 55.43.5)	Group #		1
	K/A # 295024		EA 2.06
• Suppression pool temperature	Importance Rating		4.1

Proposed Question: The plant is at 100% power.

The initial plant indications are:

- Torus Water Temperature 83 °F
- Torus pressure – 0 psig
- Drywell pressure 1.91 psig
- Safety Relief Valve "A" inadvertently opens.

10 Minutes later plant indications are:

- Torus Water Temperature 83 °F
- Torus pressure – 11.40 psig
- Drywell pressure 10.90 psig

The above primary containment readings indicate that the suppression function is (1) _____ and the one of the procedures that the CRS should be using is (2) _____.

- a) (1) working correctly,
(2) AOP-36, Stuck Open Relief Valve(s).
- b) (1) bypassed,
(2) AOP-1, Reactor Scram.
- c) (1) working correctly,
(2) AOP-36, Stuck Open Relief Valve(s).
- d) (1) bypassed,
(2) AOP-9, Loss of Primary Containment Integrity.

Proposed Answer: b) (1) bypassed,
(2) AOP-1, Reactor Scram.

Explanation (Optional): Justification: With the opening of the SRV torus temperature remains constant but both torus pressure and pressure rise. Torus pressure is 0.5 psig higher than drywell pressure which indicates that the torus is pressurizing and lifting the torus to drywell vacuum breakers. The high DW pressure caused a scram and AOP-1 entry.

QUESTION # 5 Continued

- Distracters:** a) (1) working correctly,
(2) AOP-36, Stuck Open Relief Valve(s).

Justification: The lack of a torus temperature rise with both a torus and DW press rise indicates bypass of torus pressure suppression function.

- c) (1) working correctly,
(2) AOP-36, Stuck Open Relief Valve(s).

Justification: The lack of a torus temperature rise with both a torus and DW press rise indicates bypass of torus pressure suppression function.

- d) (1) bypassed,
(2) AOP-9, Loss of Primary Containment Integrity.

Justification: Although Primary Containment is not functioning properly, its integrity remains intact and the entry conditions are **NOT** met for AOP-9.

Technical Reference(s): AOP-1, AOP-9, AOP-36, (Attach if not previously provided)

Proposed references to be provided to applicants during examination: **NONE**

Learning Objective: SDLP- 16A EO- 1.09.e & f (As available)

Question Source: Bank #

Modified Bank # (Note changes or attach parent)

New **X**

Question History: Last NRC Exam

(Optional - Questions validated at the facility since 10/95 will generally undergo less rigorous review by the NRC; failure to provide the information will necessitate a detailed review of every question.)

Question Cognitive Level: Memory or Fundamental Knowledge

Comprehension or Analysis

X

10 CFR Part 55 Content: 55.41

QUESTION # 5 Continued

55.43

5

5 - Assessment of Facility conditions and selection of appropriate procedures during normal, abnormal, and emergency situations.

Comments:

QUESTION # 6

Examination Outline Cross-reference:	Level	RO	SRO
High Reactor Pressure / 3	Tier #		1
Ability to determine and/or interpret the following as they apply to HIGH REACTOR PRESSURE: (10CFR 55.43.5)	Group #		1
	K/A # 295025		EA 2.04
• Suppression pool level	Importance Rating		3.9
Proposed Question:	The plant was at 100% power:		

The initial plant indications were:

- RPV Pressure	1040 psig
- RPV Water Level	201.5 inches
- Torus Water Level	13.96 feet
- Torus Water Temperature	83 °F
- Drywell pressure	1.87 psig
- Steam Tunnel Temperature	120 °F

With NO operator actions 10 Minutes later plant indications are:

- Reactor Mode Switch	RUN
- RPS A & B Scram groups lights	ON
- ARI Valves are	OPEN
- RPV Pressure	A low of 800 psig – slowly rising
- RPV Water Level	A low of 150" - slowly rising
- Torus Water Level	14.12 feet - steady
- Torus Water Temperature	95 °F - steady
- Drywell pressure	1.87 psig - steady
- Steam Tunnel Temperature	140 °F – steady

Which one of the following caused the increase in Suppression Pool level and which procedure is being used to address it?

- A small break LOCA inside the drywell, AOP-39, Loss of Coolant.
- A low vessel level, AOP-42, Feedwater Malfuction (Lowering Feedwater Flow).
- A high RPV pressure, AOP-1, Reactor Scram.
- A small main steam line break inside the steam tunnel, AOP 40, Main Steam Line Break.

Proposed Answer: c) A high RPV pressure, AOP-1, Reactor Scram.

QUESTION # 6 Continued

Explanation (Optional): **Justification:** high RPV pressure (determined by ARI valves indications open) resulted in SRV operation and subsequent ARI rod insertion. RPV level was low enough to cause a scram signal at 177" but an ATWS occurred as evidenced by the scram lights being on. This requires entry into AOP-1.

- Distracters:** a) A small break LOCA inside the drywell, AOP-39, Loss of Coolant.
b) A low vessel level, AOP-42, Feedwater Malfunction (Lowering Feedwater Flow).
d) A small main steam line break inside the steam tunnel, AOP 40, Main Steam Line Break.

Justification:

- a) There is no evidence of a DW leak. DW pressure remains normal 10 minutes into the event.
b) A low vessel level and entry into AOP-42 is appropriate but would not cause a signal to be generated to lift the SRVs which in turn would cause the high torus level.
d) A break in the steam tunnel could cause the MSIVs to go close and, with an ATWS, would cause SRV operation. However, there is no steam tunnel temperature isolation as evidenced by normal temperatures.

Technical Reference(s): AOP-1, AOP-36, AOP-39, (Attach if not previously provided)
AOP-40,

Proposed references to be provided to applicants during examination: **NONE**

Learning Objective: SDLP- 29 EO- 1.09.b (As available)

Question Source: Bank # _____
Modified Bank # _____ (Note changes or attach parent)
New **X**

Question History: Last NRC Exam _____

(Optional - Questions validated at the facility since 10/95 will generally undergo less rigorous review by the NRC; failure to provide the information will necessitate a detailed review of every question.)

Question Cognitive Level: Memory or Fundamental Knowledge
Comprehension or Analysis

X

QUESTION # 6 Continued

10 CFR Part 55 Content:

55.41

55.43

5

5 - Assessment of Facility conditions and selection of appropriate procedures during normal, abnormal, and emergency situations.

Comments:

QUESTION # 7

Examination Outline Cross-reference:	Level	RO	SRO
Reactor Low Water Level / 2	Tier #		1
Knowledge of the process for performing a containment purge. (10CFR 55.43.4)	Group #		1
	K/A # 295031		G 2.3.9
	Importance Rating		3.4

Proposed Question: The Plant is in Mode 4. There are planned maintenance activities inside the Drywell which includes interior grinding of Reactor Water Cleanup piping. To support this, a vent and purge of the drywell is being established per OP-37, Containment Atmosphere Dilution System.

To ensure a purge can be established the _____ trip signal must be reset and, to minimize off-site releases, the CRS should direct the _____ be used for the purge.

- a) Low RPV Level (177 inches), Standby Gas Treatment system,
- b) High RPV Pressure (1080 psig), Standby Gas Treatment system,
- c) High RPV Level (222.5 inches), Drywell Ventilation and Cooling System,
- d) High Drywell pressure (2.7 psig), Drywell Ventilation and Cooling System,

Proposed Answer: a) Low RPV Level (177 inches), Standby Gas Treatment system,

Explanation (Optional): **Justification:** Low RPV level isolates the purge valves and SGT has HEPA and charcoal filters to remove particulates and gaseous radioactive material.

QUESTION # 7 Continued

- Distracters:**
- b) High RPV Pressure (1080 psig), Standby Gas Treatment system,
 - c) High RPV Level (222.5 inches), Drywell Ventilation and Cooling System,
 - d) High Drywell pressure (2.7 psig), Drywell Ventilation and Cooling System,

JUSTIFICATION:

Hi DW pressure is the only signal in these 3 distracters that isolates Containment purge. Drywell Ventilation and Cooling does not limit or reduce the airborne activity created by the grinding of the cleanup system.

Technical Reference(s): AOP-15, OP-37 (Attach if not previously provided)

Proposed references to be provided to applicants during examination: NONE

Learning Objective: SDLP- 16C EO- 1.09.c (As available)

Question Source: Bank # _____
Modified Bank # _____ (Note changes or attach parent)
New X

Question History: Last NRC Exam _____


(Optional - Questions validated at the facility since 10/95 will generally undergo less rigorous review by the NRC; failure to provide the information will necessitate a detailed review of every question.)

Question Cognitive Level: Memory or Fundamental Knowledge X
Comprehension or Analysis _____

10 CFR Part 55 Content: 55.41 _____
55.43 4 Radiation hazards that may arise during normal and abnormal situations, including maintenance activities and various contamination conditions.

Comments:

QUESTION # 8

Examination Outline Cross-reference:	Level		SRO
High Reactor Pressure / 3	Tier #		1
Ability to locate and operate components / including local controls. (10CFR 55.43.5)	Group #		2
	K/A # 295007		G 2.1.30
	Importance Rating		3.4

Proposed Question: Given the following plant conditions:

Time T-0:

APRM power	- 100%
Reactor pressure	- 1039 psig
Recirc Pump 'A' speed	- 86%
Recirc Pump 'B' speed	- 87%
Load Limit Limiting Light	- OFF
#4 Turbine Control Valve	- 40% open
Turbine Bypass Valves	- closed

Time T-0 + 3 minutes:

APRM power	- 105%
Reactor pressure	- 1047 psig
Recirc Pump 'A' speed	- 94%
Recirc Pump 'B' speed	- 87%
Load Limit Limiting Light	- ON
#4 Turbine Control Valve	- FULL open
#1 Turbine Bypass Valve	- 65% open

Which one of the following actions should the CRS direct to exit ALL active LCOs and return Reactor pressure and power to normal?

- Run Load Limit up until the Turbine Bypass valves close.
- Run Load Set up until the Turbine Bypass valves close.
- Reduce Recirc Pump 'A' speed locally at the scoop tube.
- Reduce Recirc Pump 'B' speed at panel 09-4.

Proposed Answer: c) Reduce Recirc Pump 'A' speed locally at the scoop tube.

QUESTION # 8 Continued

Explanation (Optional): **Justification:**
Recirc pump 'A' runaway has resulted in Recirculation flow mismatch and entry into LCO 3.4.1. Correct answer c will restore Recirc pump 'A' speed locally and bring the recirculation mismatch within limits.

Distracters: **Justification:**
Distracter d will result in making the mismatch greater. Distracter a & b will results in a raise in reactor pressure.

Technical Reference(s): LCO 3.4.1, OP-27, AOP-32, (Attach if not previously provided)
RAP-7.3.16, OP-9

Proposed references to be provided to applicants during examination: NONE

Learning Objective: SDLP-02I EO- 1.13. Given the (As available)
procedure, discuss the
procedure steps,
administrative limitations,
precautions, or cautions for
the following:
c.- operate the scoop tube
positioner using the hand
crank (OP-27).

Question Source: Bank # _____
Modified Bank # _____ (Note changes or attach parent)
New X

Question History: Last NRC Exam _____

(Optional - Questions validated at the facility since 10/95 will generally undergo less rigorous review by the NRC; failure to provide the information will necessitate a detailed review of every question.)

Question Cognitive Level: Memory or Fundamental Knowledge _____
Comprehension or Analysis X

10 CFR Part 55 Content: 55.41 _____
55.43 5 Assessment of Facility conditions and
selection of appropriate procedures during
normal, abnormal, and emergency situations.

Comments:

QUESTION # 9

Examination Outline Cross-reference:	Level	RO	SRO
High Reactor Water Level / 2	Tier #		1
Ability to determine and/or interpret the following as they apply to HIGH REACTOR WATER LEVEL: (10CFR 55.43.5)	Group #		2
	K/A # 295008		AA 2.04
• Heatup rate: Plant-Specific	Importance Rating		3.3
Proposed Question:	Reactor Scram from 100% power has just occurred 5 minutes ago. Plant conditions are as follows:		

- RPV Water level dropped to 160 inches and was recovered **rapidly** to 220 inches
- Feedwater/HPCI/RCIC injection is secured to RPV
- RPV Pressure is 800 psig with a trend up at 10 psig per minute
- EHC pressure set is at 970 psig
- Main Turbine Bypass Jack set is at 0% demand

With no operator action, over the next 5 minutes, RPV Water level will _____. To address the above conditions, the CRS should direct entry and actions of _____.

- a) Lower due to cooldown, AOP-1 "Reactor Scram"
- b) Rise due to swell from an open Safety Relief Valve, OP-1 "Main Steam System"
- c) Lower due to shrink from an open Main Turbine Bypass Valve, AOP-6 "Malfunction of EHC Pressure "
- d) Rise due to heatup, EOP-2 "RPV Control"

Proposed Answer: d) Rise due to heatup, EOP-2 "RPV Control"

Explanation (Optional): **Justification:** The overfeeding upon the initial scram caused a cooldown and pressure reduction. With feed terminated, decay heat is causing the water to heat and the reactor to pressurize. Since level had dropped to less than 177", entry and actions of EOP-2 apply.

- Distracters:**
- a) Lower due to cooldown, AOP-1 "Reactor Scram"
 - b) Rise due to swell from an open Safety Relief Valve, OP-1 "Main Steam System"
 - c) Lower due to shrink from an open Main Turbine Bypass Valve, AOP-6 "Malfunction of EHC Pressure "

Justification:

- a) With no feed or steam being drawn, decay heat will cause a heatup.
- b) The rate of pressure rise over the next 5 minutes would 50 psig with total RPV pressure being 850 psig, less than the lift setpoint of an SRV.
- c) Reactor pressure will be 850 psig in 5 minutes which is less than the 970 psig setpoint of EHC. Since 970 psig is the normal setpoint, there is no reason to believe that the controller has malfunctioned.

QUESTION # 9 ContinuedTechnical Reference(s): AOP-1, OP-1, AOP-6, EOP-2 (Attach if not previously provided)Proposed references to be provided to applicants during examination: NONELearning Objective: SDLP- 06 EO- 1.09.c (As available)Question Source: Bank # _____
Modified Bank # _____ (Note changes or attach parent)
New X

Question History: Last NRC Exam _____

(Optional - Questions validated at the facility since 10/95 will generally undergo less rigorous review by the NRC; failure to provide the information will necessitate a detailed review of every question.)

Question Cognitive Level: Memory or Fundamental Knowledge _____
Comprehension or Analysis X10 CFR Part 55 Content: 55.41 _____
55.43 5 Assessment of Facility conditions and
selection of appropriate procedures during
normal, abnormal, and emergency situations.

Comments:

QUESTION # 10

Examination Outline Cross-reference:	Level	RO	SRO
Inadvertent Reactivity Addition / 1	Tier #		1
Ability to determine and/or interpret the following as they apply to INADVERTENT REACTIVITY ADDITION: (10CFR 55.43.6)	Group #		2
	K/A # 295014		AA 2.02
• Reactor period	Importance Rating		3.9

Proposed Question: To complete the core refuel, the last new bundle of fuel is being lowered into the top guide of the core at location 15-36. The fuel bundle experiences binding which results in a Slack Cable indication. Subsequently the bundle frees itself from the obstruction and quickly slides partway into the core till the Hoist Loaded indication is met. The bundle stops approximately 2/3rds of the way into the core with its full weight on the hoist.

INITIAL SRM INDICATIONS:

SRM 'A'	30 CPS & 90 sec period
SRM 'B'	20 CPS & Infinite period
SRM 'C'	20 CPS & Infinite period
SRM 'D'	15 CPS & Infinite period

SRM INDICATIONS DURING BUNDLE DROP:

SRM 'A'	65 CPS & 20 sec period
SRM 'B'	45 CPS & 90 sec period
SRM 'C'	25 CPS & 25 sec period
SRM 'D'	25 CPS & 120 sec period

Which reactor period indication is the MOST accurate indication of the fuel bundle movement incident?

Which SRM indications during the bundle movement incident require the evolution to be immediately stopped and the Refuel Bridge SRO to be notified per RAP-7.1.04.B, Neutron Instrumentation Monitoring During In-Core Fuel Handling?

a) SRM 'A' period. SRM 'A'&'B'.

b) SRM 'B' period. SRM 'B'&'C'.

c) SRM 'C' period. SRM 'C'&'D'.

d) SRM 'D' period. SRM 'D' & 'A'.

Proposed Answer: a) SRM 'A' period. SRM 'A'&'B'.

Explanation (Optional): **Justification:** SRM 'A' period is the most accurate as SRM 'A' is located closest to the bundle. Per RAP-7.1.04.C Step 8.6 If loading fuel or withdrawing a control rod not immediately adjacent to a SRM/FLC AND count rate DOUBLES, THEN perform the following:

a) Immediately stop the evolution.

b) Notify Refuel Bridge SRO and SM.

This limitation was met with SRM 'A' & 'B' counts.

QUESTION # 10 Continued

- Distracters:** b) SRM 'B' period. SRM 'B' & 'C'.
 c) SRM 'C' period. SRM 'C' & 'D'.
 d) SRM 'D' period. SRM 'D' & 'A'.

JUSTIFICATION: SRM 'A' period is the most accurate as SRM 'A' is located closest to the bundle. Per RAP-7.1.04.C Step 8.6 If loading fuel or withdrawing a control rod not immediately adjacent to a SRM/FLC AND count rate DOUBLES, THEN perform the following:

- a) Immediately stop the evolution.
 b) Notify Refuel Bridge SRO and SM.

This limitation was met with SRM 'A' & 'B' counts.

Technical Reference(s): RAP-7.1.04.C (Attach if not previously provided)

Proposed references to be provided to applicants during examination: SDLP-07B Figure # 2

Learning Objective: SDLP- 07B EO- 1.12.d (As available)

Question Source: Bank #
Modified Bank # (Note changes or attach parent)
New X

Question History: Last NRC Exam

(Optional - Questions validated at the facility since 10/95 will generally undergo less rigorous review by the NRC; failure to provide the information will necessitate a detailed review of every question.)

Question Cognitive Level: Memory or Fundamental Knowledge

Comprehension or Analysis

X

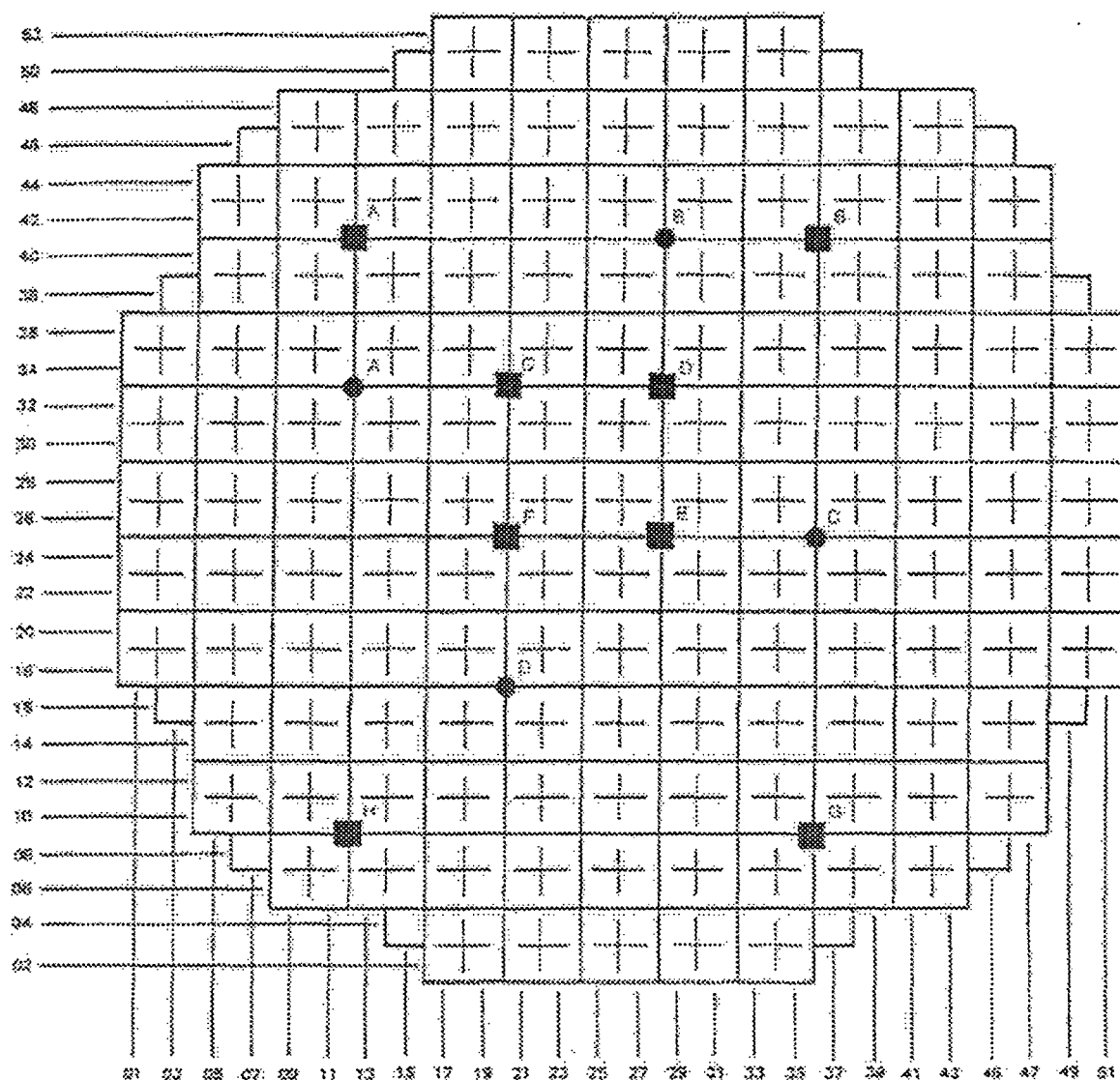
10 CFR Part 55 Content: 55.41

55.43

6

Procedures & limitations involved in initial core loading, alterations in core configuration, control rod programming & determination of various internal & external effects on core reactivity.

Comments:

QUESTION # 10 Continued

● SRM LOCATIONS

■ IRM LOCATIONS

DETECTOR ASSEMBLY IN-CORE LOCATIONS

FIGURE D7B-2

QUESTION # 11

Examination Outline Cross-reference:

Level

RO

SRO

HPCI

Tier #

2

Knowledge of EOP layout / symbols / and
icons. (10CFR 55.43.5)

Group #

1

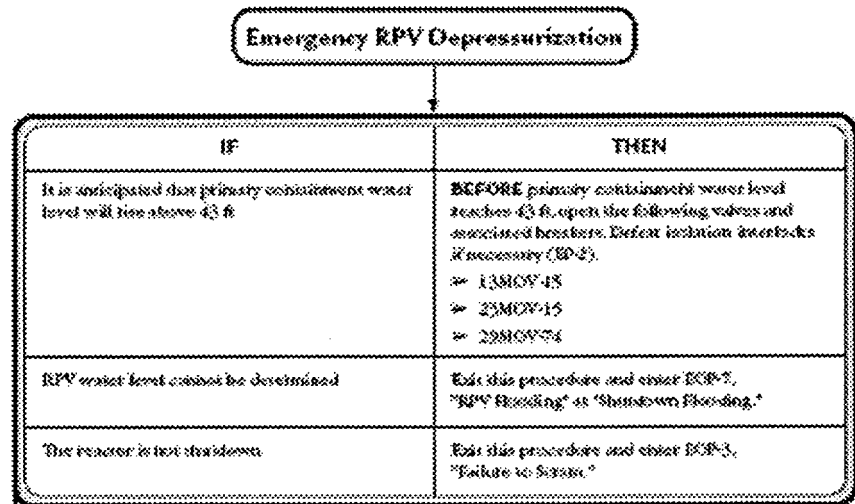
K/A # 206000

G 2.4.19

Importance Rating

3.7

Proposed Question: Regarding the following EOP-2 step:



The instructions to manipulate the controls for 23MOV-15 are contained in a(n) _____ and, when following the flowchart, the CRS should _____.

- Major Decision Point, continue and complete the step whenever the "IF" condition is met
- Override, continue and complete the step whenever the "IF" condition is met
- Action Statement, stop at this step and wait for the "IF" condition to be met before continuing
- Hold Point, stop at this step and wait for the "IF" condition to be met before continuing

Proposed Answer: b) Override, continue and complete the step whenever the "IF" condition is met

QUESTION # 11 Continued

Explanation (Optional): **Justification:** Per AP-02.02, EOP & SAOG, Step 5.7 this is an Override that provides guidance on the HPCI system among others. An override must be continuously evaluated during the execution of a series of procedure steps.

- Distracters:**
- a) Major Decision Point, continue and complete the step whenever the "IF" condition is met
 - c) Action Statement, stop at this step and wait for the "IF" condition to be met before continuing
 - d) Hold Point, stop at this step and wait for the "IF" condition to be met before continuing

Justification:

- a). Major Decision Points are enclosed in diamonds.
- c) Action statements are simple direct instructions enclosed in rectangles
- d) Hold points are enclosed in octagons.

Technical Reference(s): AP-02.02, EOP-2, EOP-3, EOP-4 & EOP-7 (Attach if not previously provided)

Proposed references to be provided to applicants during examination: EOP-2

Learning Objective: MIT-301.11A, EO- 1.03.h (As available)

Question Source: Bank #
Modified Bank # (Note changes or attach parent)
New X

Question History: Last NRC Exam

(Optional - Questions validated at the facility since 10/95 will generally undergo less rigorous review by the NRC; failure to provide the information will necessitate a detailed review of every question.)

Question Cognitive Level: Memory or Fundamental Knowledge X
Comprehension or Analysis

10 CFR Part 55 Content: 55.41
55.43 5 Assessment of Facility conditions and selection of appropriate procedures during normal, abnormal, and emergency situations.

Comments:

QUESTION # 12

Examination Outline Cross-reference:	Level	RO	SRO
SLC	Tier #		2
Ability to analyze the effect of maintenance activities on LCO status. (10CFR 55.43.2)	Group #		1
	K/A # 211000		G 2.2.24
	Importance Rating		3.8

Proposed Question: The Plant is in Mode-1 at 30% power during a startup. Due to indications of bus overheating, L16 Bus was de-energized in preparation for corrective maintenance. Compensatory actions have been taken per AOP-19A, Loss of Switchgear L16. The following items supplied by this bus are being evaluated for Technical Specification LCO actions:

- 11P-2B B SLC Pump
- 01-125FN-1B Standby Gas Treatment Filter Train B Fan Motor
- 13MOV-15 RCIC Steam Supply Inbd Isol Valve

Which of the following is the Technical Specification required action to be taken regarding the evaluation of these three items?

- a) Restore SLC B subsystem in 7 days
- b) Restore SLC B subsystem in 8 hours
- c) Enter LCO 3.03 Immediately
- d) Be in Mode 3 in 12 hours with steam dome pressure < 150 psig in 36 hours

Proposed Answer: a) Restore SLC B subsystem in 7 days

Explanation (Optional): **Justification:** Refer to TS 3.1.7 Action A

Distracters:

- b) Restore SLC B subsystem in 8 hours (Refer to TS 3.1.7 Action B for 2 SLC Inop- only 1 is inop for evaluation)
- c) Enter LCO 3.03 Immediately (Refer to TS 3.6.4.3 Action D for 2 SGTs inop- only one SGT is inop for evaluation)
- d) Be in Mode 3 in 12 hours with steam dome pressure < 150 psig in 36 hours (Refer to TS 3.5.3 action B **incorrect** RCIC LCO allows 14 days the Containment Isol Valve is inop as it is failed open, TS 3.6.1.3 Action A.1 requires RCIC Steam Line to be isolated in 4 hours which would then make RCIC inoperable **NOTE:** this action was **NOT** provided as part of the distractor)

Technical Reference(s): AOP-19A, TS-3.1.7 Action A & B, TS- 3.6.4.3 Action D, TS- 3.5.3 action A & B, TS- 3.6.1.3 Action A.1 (Attach if not previously provided)

Proposed references to be provided to applicants during examination: **Tech Specs- No bases**

Learning Objective: SDLP-11, EO- 1.16 (As available).

Question Source: Bank # _____
Modified Bank # _____ (Note changes or attach parent)

QUESTION # 12 Continued

	New	<u>X</u>
Question History:	Last NRC Exam	<u> </u>
(Optional - Questions validated at the facility since 10/95 will generally undergo less rigorous review by the NRC; failure to provide the information will necessitate a detailed review of every question.)		
Question Cognitive Level:	Memory or Fundamental Knowledge	<u> </u>
	Comprehension or Analysis	<u>X</u>
10 CFR Part 55 Content:	55.41	<u> </u>
	55.43	<u>2</u>
		Facility operating limitations in the tech specifications & their bases.
Comments:		

QUESTION # 13

Examination Outline Cross-reference:	Level	RO	SRO
RCIC	Tier #		2
Ability to (a) predict the impacts of the following on the REACTOR CORE ISOLATION COOLING SYSTEM (RCIC); and (b) based on those predictions, use procedures to correct, control, or mitigate the consequences of those abnormal conditions or operations: (10CFR 55.43.5)	Group #		1
	K/A # 217000		A 2.11

- | | | |
|--------------------------|-------------------|-----|
| • Inadequate system flow | Importance Rating | 3.2 |
|--------------------------|-------------------|-----|

Proposed Question: The Plant was at 100% when a Scram occurred. RCIC has automatically started from the standby line-up and is needed for injection.

RCIC has been running for 5 minutes with the following indications:

- RCIC Flow CNTRL 13FIC-91 - 375 gpm
- TURB STM Supp VLV 13MOV-131 - Open
- INJ VLV 13MOV-21 - Open
- MIN FLOW VLV 13MOV-27 - Open
- VAC PMP 13P-3 - Running
- OIL CLR WTR SUPP 13MOV-132 - Open
- TEST VLV TO CST 13MOV-30 - Closed
- STM LINE DRN TO RADW 13AOV-34 - Closed
- STM LINE DRN TO RADW 13AOV-35 - Closed

With these indications it has been determined that RCIC is NOT operating normally.

Which one of the following should the CRS direct the SNO to do to fully correct this situation?

- a) Use the RCIC Manual Startup for RPV Injection posted attachment to take manual control and adjust flow to normal.
- b) Use the RCIC Manual Startup for RPV Pressure Control posted attachment to Open 13MOV-30.
- c) Use the RCIC Auto-Initiation posted attachment to verify the position of 13MOV-27 and, when directed, close the valve.
- d) Use the RCIC Isolation Verification posted attachment to verify the position of 13MOV-30 and, when directed, open the valve.

Proposed Answer: c) Inform the CRS the Min Flow Valve 13MOV-27 is Open and use the RCIC Auto-Initiation posted attachment to close 13MOV-27.

Explanation (Optional): **Justification:** RCIC flow is < 410 gpm, the only valve out of position is the Min Flow Valve 13MOV-27 which is Open and should be shut. The posted attachment has a step to VERIFY (JAF PLANT SPECIFIC) the valve position, not ENSURE its position. Per AP-02.01 Verb List in Attachment # 1, VERIFY is defined as to observe that associated activities have been performed or exist, ENSURE provides direction to manipulate. The CRS needs to be informed prior to positioning since this is a VERIFY. The correct posted attachment to use is the RCIC Auto-Initiation posted attachment.

QUESTION # 13 Continued

- Distracters:**
- a) Use the RCIC Manual Startup for RPV Injection posted attachment to take manual control and adjust flow to normal.
 - b) Use the RCIC Manual Startup for RPV Pressure Control posted attachment to Open 13MOV-30.
 - d) Use the RCIC Isolation Verification posted attachment to verify the position of 13MOV-30 and, when directed, open the valve.

Justification: RCIC flow is < 410 gpm, the only valve out of position is the Min Flow Valve 13MOV-27 which is OPEN and should be SHUT. The posted attachment has a step to **VERIFY** (JAF PLANT SPECIFIC) the valve position, not **ENSURE** its position. Per AP-02.01 Verb List in Attachment # 1, **VERIFY** is defined as to observe that associated activities have been performed or exist, **ENSURE** provides direction to manipulate. The CRS needs to be informed prior to positioning since this is a **VERIFY**. The correct posted attachment to use is the RCIC Auto-Initiation posted attachment.

Technical Reference(s): AP-02.01, OP-19. Drawing FM-22A (Attach if not previously provided)

Proposed references to be provided to applicants during examination: NONE

Learning Objective: SDLP-13, EO- 1.12.b (As available)

Question Source: Bank # _____
 Modified Bank # _____ (Note changes or attach parent)
 New X

Question History: Last NRC Exam _____

(Optional - Questions validated at the facility since 10/95 will generally undergo less rigorous review by the NRC; failure to provide the information will necessitate a detailed review of every question.)

Question Cognitive Level: Memory or Fundamental Knowledge _____
 Comprehension or Analysis X

10 CFR Part 55 Content: 55.41 _____
 55.43 5 Assessment of Facility conditions and selection of appropriate procedures during normal, abnormal, and emergency situations.

Comments:

QUESTION # 14

Examination Outline Cross-reference:	Level	RO	SRO
SRVs	Tier #		2
Ability to (a) predict the impacts of the following on the RELIEF / SAFETY VALVES; and (b) based on those predictions, use procedures to correct, control, or mitigate the consequences of those abnormal conditions or operations: (10CFR 55.43.5)	Group #		1
	K/A # 239002		A 2.01
• Stuck open vacuum breakers	Importance Rating		3.3
Proposed Question:	<p>While performing ST-22B, Manual Safety Relief Valve Operations and Valve Monitoring System Functional Test (IST), the following Plant conditions were noted:</p> <ul style="list-style-type: none"> - RHR is in full Torus Cooling - Suppression Pool Temperature is 90°F trending down - Annunciator 09-4-2-6 SRV Sonic Mon Alarm Hi is alarmed - SRV Sonic Mon Channel 'A' meter is just in the RED region - SRV 02RV-71A White Light is 'ON' on Panel 09-4 - SRV 02RV-71A Control Switch is in 'Auto' on Panel 09-4 - Torus Water Level is 13.9 feet and steady - Torus Pressure is -0.03 psig and steady - Drywell Pressure is 3.0 psig trending up - Drywell Temperature is 97°F trending up - Main Turbine Bypass Valves cycled <u>closed</u> 10% initially as expected when SRV 02RV-71A Control Switch was placed in 'Open' during testing - Main Turbine Bypass Valves cycled <u>open</u> 7% when SRV 02RV-71A Control Switch was returned to 'Auto' from 'Open' during testing - AOP-36 Stuck Open Relief Valve(s) actions for removing the SRV fuses have been taken. <p>Besides the stuck open SRV, what other failure has occurred and what is the correct procedure to use?</p> <ol style="list-style-type: none"> SRV 02RV-71A vacuum breaker failed, EOP-4 Primary Containment Control SRV 02RV-71A vacuum breaker failed, AOP-9 Loss of Primary Containment Integrity Turbine Bypass Valves failed, AOP-6 Malfunction of EHC Pressure Regulator Turbine Bypass Valves failed, EOP-2 RPV Control 		
Proposed Answer:	a) SRV 02RV-71A vacuum breaker failed, EOP-4 Primary Containment Control		

QUESTION # 14 Continued

Explanation (Optional):

Justification The SRV is stuck partially open, it is discharging directly into the DW through the SRV vacuum breakers as noted by DW press & temp increases & it is **NOT** going into the TORUS as noted by Torus temp & pressure. The Main Turbine Bypass valves (BPV's) have responded to the change in SRV position, initially closing about 10% when the SRV was open & would be expected to re-open 10% if the SRV went full shut, in this case they went open only 7% due to the SRV being partly open so they are responding correctly. EOP-4 is entered to mitigate containment challenges from direct pressurization due to the SRV Vacuum breaker being open with the SRV partially open. EOP-2 is a correct procedure to enter but when tied with the BPV's failure it is the **wrong** choice. AOP-6 is wrong as the EHC Pressure regulator has **NOT** malfunctioned. AOP-9 Loss of Primary Containment Integrity Entry conditions are **NOT** met. From SDLP-02J, A failure of the vacuum Breakers to close would admit steam to the DW air space, resulting in rising DW press & temp, upon subsequent SRV opening.

Distracters:

- b) SRV 02RV-71A vacuum breaker failed, AOP-9 Loss of Primary Containment Integrity
- c) Turbine Bypass Valves failed, AOP-6 Malfunction of EHC Pressure Regulator
- d) Turbine Bypass Valves failed, EOP-2 RPV Control

Justification: SRV is stuck partially open, it is discharging directly into the DW through the SRV vacuum breakers as noted by DW press & temp increases & it is **NOT** going into the TORUS as noted by Torus temp & pressure. The Main Turbine Bypass valves (BPV's) have responded to the change in SRV position, initially closing about 10% when the SRV was open & would be expected to re-open 10% if the SRV went full shut, in this case they went open only 7% due to the SRV being partly open so they are responding correctly. EOP-4 is entered to mitigate containment challenges from direct pressurization due to the SRV Vacuum breaker being open with the SRV partially open. EOP-2 is a correct procedure to enter but when tied with the BPV's failure it is the **wrong** choice. AOP-6 is wrong as the EHC Pressure regulator has **NOT** malfunctioned. AOP-9 Loss of Primary Containment Integrity Entry conditions are **NOT** met. From SDLP-02J, A failure of the vacuum Breakers to close would admit steam to the DW air space, resulting in rising DW press & temp, upon subsequent SRV opening.

Technical Reference(s):

ST-22B, AOP-6, AOP-9, AOP-36, EOP-2, EOP-4

(Attach if not previously provided)

Proposed references to be provided to applicants during examination: None

Learning Objective:

SDLP-02J, EO- 1.09.f

(As available)

Question Source:

Bank #

Modified Bank #

New

(Note changes or attach parent)

X

QUESTION # 14 Continued

Question History: Last NRC Exam _____

(Optional - Questions validated at the facility since 10/95 will generally undergo less rigorous review by the NRC; failure to provide the information will necessitate a detailed review of every question.)

Question Cognitive Level: Memory or Fundamental Knowledge _____

Comprehension or Analysis _____

X

10 CFR Part 55 Content: 55.41 _____

55.43 _____

5

Assessment of Facility conditions and
selection of appropriate procedures during
normal, abnormal, and emergency situations.

Comments:

QUESTION # 15

Examination Outline Cross-reference:	Level	RO	SRO
Reactor Water Level Control	Tier #		2
Knowledge of the process for controlling temporary changes. (10CFR 55.43.3)	Group #		1
	K/A # 259002		G 2.2.11
	Importance Rating		3.4

Proposed Question: There is a tagout expected to be in place for greater than 90 days that tags out the "A" level column. In preparation for this tagout the 'B' level column is to be selected for Feedwater Level Control. The tagout is to support a proposed change to Technical Specifications to move TS 3.3.2.2 Feedwater and Main Turbine High Water Trip Instrumentation to the Technical Requirements Manual (TRM).

The selection of the 'B' Level Column and the associated tagout requires a _____. The addition of the Feedwater and Main Turbine High Water Trip Instrumentation to the TRM is controlled with _____.

- a) Temporary Change to OP-2A Feedwater System, AP-02.04 Control of Procedures
- b) Temporary Change to OP-2A Feedwater System, AP-01.02 License and Technical Specification Administration
- c) 50.59 Screen per ST-1X Protected Tags and Temporary Alterations Audit, AP-02.01 Procedure Writers Manual
- d) 50.59 Screen per ST-1X Protected Tags and Temporary Alterations Audit, AP-20.06 Final Safety Analysis Report (FSAR) Amendment Preparation and Control

Proposed Answer: d) 50.59 Screen per ST-1X Protected Tags and Temporary Alterations Audit, AP-20.06 Final Safety Analysis Report (FSAR) Amendment Preparation and Control

Explanation (Optional): 50.59 Screen is required for tagouts expected to be in place >30 days per ST-1X Protected Tags and Temporary Alterations Audit, AP-20.06 Final Safety Analysis Report (FSAR) Amendment Preparation and Control controls changes to the TRM. Temporary Change to OP-2A is **NOT** required as it has a section G.29 for swapping from Water Column 'A' to 'B'.

- Distracters:**
- a) Temporary Change to OP-2A Feedwater System, AP-02.04 Control of Procedures
 - b) Temporary Change to OP-2A Feedwater System, AP-01.02 License and Technical Specification Administration
 - c) 50.59 Screen per ST-1X Protected Tags and Temporary Alterations Audit, AP-20.06 Final Safety Analysis Report (FSAR) Amendment Preparation and Control

Justification: 50.59 Screen is required for tagouts expected to be in place >30 days per ST-1X Protected Tags and Temporary Alterations Audit, AP-20.06 Final Safety Analysis Report (FSAR) Amendment Preparation and Control controls changes to the TRM. Temporary Change to OP-2A is **NOT** required as it has a section G.29 for swapping from Water Column 'A' to 'B'.

Technical Reference(s): AP-20.6, ST-1X, AP-02.01, AP-01.02, AP-02.04, TRM, TS-3.3.2.2 (Attach if not previously provided)

QUESTION # 15 Continued

Proposed references to be provided to applicants during examination: NONE

Learning Objective: LP AP, EO- 1.01 (As available)

Question Source: Bank # _____
Modified Bank # _____ (Note changes or attach parent)
New X

Question History: Last NRC Exam

(Optional - Questions validated at the facility since 10/95 will generally undergo less rigorous review by the NRC; failure to provide the information will necessitate a detailed review of every question.)

Question Cognitive Level: Memory or Fundamental Knowledge

Comprehension or Analysis

X

10 CFR Part 55 Content: 55.41

55.43

3

Facility licensee procedures required to obtain authority for design and operating changes in the facility.

Comments:

QUESTION # 16

Examination Outline Cross-reference:	Level	RO	SRO
Control Rod and Drive Mechanism	Tier #		2
Ability to (a) predict the impacts of the following on the CONTROL ROD AND DRIVE MECHANISM; and (b) based on those predictions, use procedures to correct, control, or mitigate the consequences of those abnormal conditions or operations: (10CFR 55.43.5)	Group # K/A # 201003		2 A 2.01
• Stuck rod	Importance Rating		3.6
Proposed Question:	<p>During a Plant startup and heatup with the RPV pressure at 600 psig, the following conditions were noted when the ROD MOVEMENT CNTRL switch was taken to "Out Notch" to move the selected rod to position 12:</p> <p>09-5-2-1 RWM ROD BLOCK RPIS INOP – clear</p> <p>09-5-2-2 ROD WITHDRAWAL BLOCK – clear</p> <p>09-5-2-3 ROD DRIFT – clear</p> <p>09-5-2-4 ROD OVER TRAVEL – clear</p> <p>Rod 22-39 indicating light on Full Core Display - "ON"</p> <p>Rod Out Perm light – "ON"</p> <p>Rod 22-39 position – 10</p> <p>Rod In Green light – cycled "ON" and "OFF"</p> <p>Rod Out Red light – cycled "ON" and "OFF"</p> <p>Rod Settle Amber light – cycled "ON" and "OFF"</p> <p>IRMs - all mid scale Range 8 and steady with no change</p> <p><u>Panel 09-5 Indications:</u></p> <p>03PDI-302 CHG WTR Press – 1500 psig</p> <p>03PDI-303 DRV WTR Diff Press – 650 psid</p> <p>03PDI-304 CLG WTR Diff Press – 21 psid</p> <p>03PDI-305 DRV WTR Flow – 0 gpm</p> <p>03PDI-306 CLG WTR Flow – 60 gpm</p> <p><u>Local Indications:</u></p> <p>03FI-216 Stab Valves A & B Outlet Flow Ind – 6 gpm</p> <p><u>NO</u> actions have been taken in response to these conditions.</p> <p>Use procedure _____ to respond to these conditions.</p> <p>The impact to the plant and equipment as noted in this procedure is _____.</p> <p>a) AOP-24 Stuck Control Rod, damage to the drive mechanism seals.</p> <p>b) AOP-24 Stuck Control Rod, over-heating the drive mechanism seals.</p> <p>c) AOP-25 Uncoupled Control Rod, discharging reactor coolant to the Reactor Building Equipment Sump.</p> <p>d) AOP-25 Uncoupled Control Rod, excessive reactivity addition rate.</p>		
Proposed Answer:	a) AOP-24 Stuck Control Rod, damage to the drive mechanism seals.		

QUESTION # 16 Continued

Explanation (Optional): Indications are rod did **NOT** move, both AOPs have symptoms of lack of NI response to rod movement while AOP-24 includes RPIS failure to indicate rod motion. The candidate must also determine Drive D/P is excessive, > 600 psid with RPV pressure < 650 psig & per procedure caution, this condition could damage the drive mechanism seals. Overheating the seals would only apply if the cooling water was isolated but this was **NOT** done per the stem. The distracters for AOP-25 are part of a caution in regards to individual Scram to re-couple.

Distracters: b) AOP-24 Stuck Control Rod, over-heating the drive mechanism seals.
c) AOP-25 Uncoupled Control Rod, discharging reactor coolant to the Reactor Building Equipment Sump.
d) AOP-25 Uncoupled Control Rod, excessive reactivity addition rate.

Justification: Indications are rod did **NOT** move, both AOPs have symptoms of lack of NI response to rod movement while AOP-24 includes RPIS failure to indicate rod motion. The candidate must also determine Drive D/P is excessive, > 600 psid with RPV pressure < 650 psig & per procedure caution, this condition could damage the drive mechanism seals. Overheating the seals would only apply if the cooling water was isolated but this was **NOT** done per the stem. The distracters for AOP-25 are part of a caution in regards to individual Scram to re-couple.

Technical Reference(s): AOP-24, AOP-25 (Attach if not previously provided)

Proposed references to be provided to applicants during examination: **NONE**

Learning Objective: LP AOP, EO- 1.04 (As available)

Question Source: Bank # _____
Modified Bank # _____ (Note changes or attach parent)
New **X**

Question History: Last NRC Exam _____

(Optional - Questions validated at the facility since 10/95 will generally undergo less rigorous review by the NRC; failure to provide the information will necessitate a detailed review of every question.)

Question Cognitive Level: Memory or Fundamental Knowledge _____
Comprehension or Analysis **X**

10 CFR Part 55 Content: 55.41 _____
55.43 **5** Assessment of Facility conditions and selection of appropriate procedures during normal, abnormal, and emergency situations.

Comments:

QUESTION # 17

Examination Outline Cross-reference:	Level	RO	SRO
Nuclear Boiler Inst.	Tier #		2
Ability to (a) predict the impacts of the following on the NUCLEAR BOILER INSTRUMENTATION; and (b) based on those predictions, use procedures to correct, control, or mitigate the consequences of those abnormal conditions or operations: (10CFR 55.43.5)	Group #		2
	K/A # 216000		A 2.03
• Instrument line leakage	Importance Rating		3.1
Proposed Question:	The plant is at 100%. Feedwater Level Control is in 3-element control and is selected to RPV Water Level Column 'B'.		

A report is received from a Radiation Protection Technician that the Reactor Building 344 ft ARM is in ALARM and steam and water is leaking into Reactor Building 300'.

Coincident with the above the Control Room has the following indications:

- 09-5-1-28 RX WTR LVL ALARM HI OR LO - "ON"
- 09-5-2-29 FDWTR CNTRL A OR B OR C HI RX LVL TRIP - "ON"
- EPIC Pt #92- RFP HI WTR LVL A TRIP - "NORMAL"
- EPIC Pt #93- RFP HI WTR LVL B TRIP - "TRIPPED"
- EPIC Pt #94- RFP HI WTR LVL C TRIP - "NORMAL"

WITHOUT any operator actions the plant will respond by _____. The crew response, PRIOR to receiving any other alarms or indication changes shall be per _____.

- a) Scramming, AOP-41 FEEDWATER MALFUNCTION (RISING FEEDWATER FLOW – HIGH RPV WATER LEVEL) and AOP-39 LOSS OF COOLANT
- b) Scramming, AOP-42 FEEDWATER MALFUNCTION (LOWERING FEEDWATER FLOW) and EOP-5 SECONDARY CONTAINMENT CONTROL
- c) Continuing operation at a higher RPV level, AOP-41 FEEDWATER MALFUNCTION (RISING FEEDWATER FLOW – HIGH RPV WATER LEVEL) and EOP-5 SECONDARY CONTAINMENT CONTROL
- d) Continuing operation at a lower RPV level, AOP-42 FEEDWATER MALFUNCTION (LOWERING FEEDWATER FLOW) and AOP-39 LOSS OF COOLANT

Proposed Answer: b) Scramming, AOP-42 FEEDWATER MALFUNCTION (LOWERING FEEDWATER FLOW) and EOP-5 SECONDARY CONTAINMENT CONTROL

QUESTION # 17 Continued

Explanation (Optional): Stem symptoms indicate 06LT-52B RPV WTR LEVEL X-mitter has a reference side instrument line break, D/P went to 0 resulting in a indicated high level as confirmed by annunciators & EPIC point with a confirmation provided by the RP Tech that line break is outside the CNMT in the RB. Report stipulates ARM alarm which would be an EOP-5 entry & exit from AOP-9. Without operator action, RPV level would lower to the low SCRAM setpoint as FW backs down due to "B" level x-mitter in control & it would be the dominant control signal over Steam & Feed flow. Crew response prior to receiving further alarms is to enter AOP-42 based on indications & EOP-5 based on RP Tech report. **NO** entry symptoms are present for AOP-41, AOP-1 or AOP-39.

- Distracters:**
- a) Scramming, AOP-41 FEEDWATER MALFUNCTION (RISING FEEDWATER FLOW – HIGH RPV WATER LEVEL) and AOP-39 LOSS OF COOLANT
 - c) Continuing operation at a **higher** RPV level, AOP-41 FEEDWATER MALFUNCTION (RISING FEEDWATER FLOW – HIGH RPV WATER LEVEL) and EOP-5 SECONDARY CONTAINMENT CONTROL
 - d) Continuing operation at a **lower** RPV level, AOP-42 FEEDWATER MALFUNCTION (LOWERING FEEDWATER FLOW) and AOP-39 LOSS OF COOLANT

Justification: Stem symptoms indicate 06LT-52B RPV WTR LEVEL X-mitter has a reference side instrument line break, D/P went to 0 resulting in a indicated high level as confirmed by annunciators & EPIC point with a confirmation provided by the RP Tech that line break is outside the CNMT in the RB. Report stipulates ARM alarm which would be an EOP-5 entry & exit from AOP-9. Without operator action, RPV level would lower to the low SCRAM setpoint as FW backs down due to "B" level x-mitter in control & it would be the dominant control signal over Steam & Feed flow. Crew response prior to receiving further alarms is to enter AOP-42 based on indications & EOP-5 based on RP Tech report. **NO** entry symptoms are present for AOP-41, AOP-1 or AOP-39.

Technical Reference(s): AOP-41, AOP-42, AOP-9, (Attach if not previously provided)
AOP-1, EOP-5

Proposed references to be provided to applicants during examination: EOP 5

Learning Objective: SDLP-06, EO- 1.10.d (As available)

Question Source: Bank # _____
Modified Bank # _____ (Note changes or attach parent)
New X

Question History: Last NRC Exam _____

(Optional - Questions validated at the facility since 10/95 will generally undergo less rigorous review by the NRC; failure to provide the information will necessitate a detailed review of every question.)

Question Cognitive Level: Memory or Fundamental Knowledge _____

QUESTION # 17 Continued

	Comprehension or Analysis	<u>X</u>
10 CFR Part 55 Content:	55.41	
	55.43	<u>5</u> Assessment of Facility conditions and selection of appropriate procedures during normal, abnormal, and emergency situations.
Comments:		

QUESTION # 18

Examination Outline Cross-reference:	Level	RO	SRO
RHR/LPCI: Torus/Pool Cooling Mode	Tier #		2
Ability to (a) predict the impacts of the following on the RHR/LPCI: TORUS / SUPPRESSION POOL COOLING MODE;	Group #		2
and (b) based on those predictions, use procedures to correct, control, or mitigate the consequences of those abnormal conditions or operations: (10CFR 55.43.5)	K/A # 219000		A 2.12
• Valve logic failure: Plant-Specific	Importance Rating		3.1
Proposed Question:	The plant is operating at 100% power. The SNO is operating RHR for surveillance and reports that 10MOV-66A "RHR HEAT EXCH A BYPASS VLV" will not close.		
	The CRS should declare the _____ mode of RHR inoperable and implement procedure_____.		
	a) Torus cooling, AP-10.01 Work Order Processing		
	b) Torus cooling, AP-20.13 10CFR21 Reporting		
	c) LPCI flow, AP-05.13 Maintenance During LCOs		
	d) LPCI flow, AP-12.08 LCO Tracking and Safety Function Determination Program		
Proposed Answer:	a) Torus cooling, AP-10.01 Work Order Processing		
Explanation (Optional):	With RHR HEAT EXCH A BYPASS VLV failing to remain shut due to the valve logic, it will <u>NOT</u> meet required heat removal capacity in A RHR loop. Procedures that apply are AP-10.01 (initiate a Work request), AP-12.08 & AP-05.13 are applicable procedures to be used but are <u>NOT</u> correct choices due to RHR will provide the required LPCI flow. AP-20.13 is <u>NOT</u> correct as a simple valve failure does not meet the reporting requirements.		

QUESTION # 18 Continued

- Distracters:**
- b) Torus cooling, AP-20.13 10CFR21 Reporting
 - c) LPCI flow, AP-05.13 Maintenance During LCOs
 - d) LPCI flow, AP-12.08 LCO Tracking and Safety Function Determination Program

Justification:

AP-12.08 & AP-05.13 are applicable procedures to be used but are **NOT** correct choices due to RHR will provide the required LPCI flow. AP-20.13 is **NOT** correct as a simple valve failure does not meet the reporting requirements

Technical Reference(s): OP-13, OP-13B, TS-B3.5.1, (Attach if not previously provided)
B3.6.2.3, AP-10.01, AP-01.02,
AP-05.13, AP-12.08

Proposed references to be provided to applicants during examination: NONE

Question Worksheet

Learning Objective:	SDLP-10, EO- 1.09.d.2	(As available)
Question Source:	Bank # _____	
	Modified Bank # _____	(Note changes or attach parent)
	New X	
Question History:	Last NRC Exam _____	
(Optional - Questions validated at the facility since 10/95 will generally undergo less rigorous review by the NRC; failure to provide the information will necessitate a detailed review of every question.)		
Question Cognitive Level:	Memory or Fundamental Knowledge	
	Comprehension or Analysis	X
10 CFR Part 55 Content:	55.41 _____	
	55.43 5	Assessment of Facility conditions and selection of appropriate procedures during normal, abnormal, and emergency situations.
Comments:	_____	

QUESTION # 19

Examination Outline Cross-reference:	Level	RO	SRO
	Tier #		3
Knowledge of less than one hour technical specification action statements for systems. (10CFR 55.43.2)	Group #		1
	K/A # 2.1		G 2.1.11
	Importance Rating		3.8
Proposed Question:	The Plant is at 100% Power on 4/16/06.		
	<ul style="list-style-type: none">- AOP-72, 115KV Grid Loss, Instability or Degradation has been entered at 19:00 on 4/16/06 due to a loss of Lighthouse Hill-Fitzpatrick Line # 3.- ST-9W Electrical Lineup and Power Verification was last performed at 17:00 on 4/16/06 due to scheduled frequency.		
	Applicable portions of ST-9R EDG System Quick-Start Operability Test and Offsite Circuit Verification must be performed next by _____:		
	a)	17:00 on 4/23/06	
	b)	11:00 on 4/25/06	
	c)	01:00 on 4/17/06	
	d)	20:00 on 4/16/06	
Proposed Answer:	d) 20:00 on 4/16/06		
Explanation (Optional):	Stem provided indications that one offsite power source was lost and thus requires entry into LCO 3.8.1 Action A requiring completion of SR 3.8.1.1 within 1 hour & once per 8 hours there-after to ensure that offsite power is available. LCO entry time is 19:00 making SR due by 20:00. The 17:00 on 4/23/06 is the normal 7 day frequency based upon last completing the SR at 17:00 on 4/16/06. The choice of 11:00 on 4/25/06 allows for 1.25 extension of the normal 7 day frequency based upon SR 3.02. The choice of 01:00 on 4/17/06 is an 8 hour time based upon last completing the SR at 17:00 on 4/16/06. SR 3.02 is <u>NOT</u> allowed for the, perform within 1 hour- see example 1.4-2 in TS.		
Distracters:	<ul style="list-style-type: none">a) 17:00 on 4/23/06b) 11:00 on 4/25/06c) 01:00 on 4/17/06		
	<u>Justification:</u> Stem provided indications that one offsite power source was lost and thus requires entry into LCO 3.8.1 Action A requiring completion of SR 3.8.1.1 within 1 hour & once per 8 hours there-after to ensure that offsite power is available. LCO entry time is 19:00 making SR due by 20:00. The 17:00 on 4/23/06 is the normal 7 day frequency based upon last completing the SR at 17:00 on 4/16/06. The choice of 11:00 on 4/25/06 allows for 1.25 extension of the normal 7 day frequency based upon SR 3.02. The choice of 01:00 on 4/17/06 is an 8 hour time based upon last completing the SR at 17:00 on 4/16/06. SR 3.02 is <u>NOT</u> allowed for the, perform within 1 hour- see example 1.4-2 in TS.		

QUESTION # 19 Continued

Technical Reference(s): AOP-72, ST-9W, ST-9R, TS-SR (Attach if not previously provided)
3.02, TS-3.8.1, SR-3.8.1.1,
TS-B3.8.1

Proposed references to be provided to applicants during examination: **Technical Specs- No
Bases**

Learning Objective: SDLP-71D, EO- 1.16 (As available)

Question Source: Bank # _____
Modified Bank # _____ (Note changes or attach parent)
New **X**

Question History: Last NRC Exam _____

(Optional - Questions validated at the facility since 10/95 will generally undergo less rigorous review by the NRC; failure to provide the information will necessitate a detailed review of every question.)

Question Cognitive Level: Memory or Fundamental Knowledge _____
Comprehension or Analysis **X**

10 CFR Part 55 Content: 55.41 _____
55.43 **2** Facility operating limitations in the technical
specifications and their bases.

Comments:

QUESTION # 20

Examination Outline Cross-reference:	Level	RO	SRO
	Tier #		3
Ability to supervise and assume a management role during plant transients and upset conditions. (10CFR 55.43.5)	Group #		1
	K/A # 2.1		G 2.1.6
	Importance Rating		4.3

Proposed Question: The Plant is at 70% power to allow removing 'A' Feedwater Pump from service for maintenance.

- All 3 Circ Water Pumps are in service.
- Tempering is in progress to maintain Cond Demin inlet temperature 95-100°F..
- Lake level went from 245.5 ft to 242.5 ft in the last 8 hours as noted on EPIC Log 1.
- The Outside NPO reports that there is NO ice formation on the traveling screens or intake structure.
- Traveling Screens are 'Continuous Run' with indications of debris in the Fish Basket.

In accordance with AOP-64 Loss of Intake Water Level, which of the following actions will be the next required action to perform?

- a) Raise tempering flow per OP-4 Circulating Water System
- b) Reduce Reactor Power to less than 65% per RAP-7.3.16 Plant Power Changes
- c) Stop Circ Wtr Pump C 36P-1C per OP-4 Circulating Water System
- d) Manually Scram the Plant per AOP-1 Reactor Scram

Proposed Answer: b) Reduce Reactor Power to less than 65% per RAP-7.3.16 Plant Power Changes

Explanation (Optional): Indications are provided that the loss of intake level is due to other than ice formation. AOP-64 requires power reduced to < 65% prior to stopping CW Pump C if lake level has lowered > 2 ft in the last 8 hours as stipulated in the stem. The plant is manually scrambled if lake level is < 240 ft which was NOT given in the stem. Raise tempering flow per OP-4 section G if Ice formation is the cause of the lowering level, this was NOT given in the stem, in fact NO indications reported locally of ice formation in the intake structure was provided in the stem.

QUESTION # 20 Continued

- Distracters:** a) Raise tempering flow per OP-4 Circulating Water System
 c) Stop Circ Wtr Pump C 36P-1C per OP-4 Circulating Water System
 d) Manually Scram the Plant per AOP-1 Reactor Scram

Justification: Indications are provided that the loss of intake level is due to other than ice formation. AOP-64 requires power reduced to < 65% prior to stopping CW Pump C if lake level has lowered > 2 ft in the last 8 hours as stipulated in the stem. The plant is manually scrambled if lake level is < 240 ft which was **NOT** given in the stem. Raise tempering flow per OP-4 section G if Ice formation is the cause of the lowering level, this was **NOT** given in the stem, in fact **NO** indications reported locally of ice formation in the intake structure was provided in the stem.

Technical Reference(s): AOP-64 (Attach if not previously provided)

Proposed references to be provided to applicants during examination: NONE

Learning Objective: LPAOP, EO- 1.03.a (As available)

Question Source: Bank #

Modified Bank # (Note changes or attach parent)

New X

Question History: Last NRC Exam

(Optional - Questions validated at the facility since 10/95 will generally undergo less rigorous review by the NRC; failure to provide the information will necessitate a detailed review of every question.)

Question Cognitive Level: Memory or Fundamental Knowledge


Comprehension or Analysis X

10 CFR Part 55 Content: 55.41

55.43 5 Assessment of Facility conditions and selection of appropriate procedures during normal, abnormal, and emergency situations.

Comments:

QUESTION # 21

Examination Outline Cross-reference:	Level		<u>SRO</u>
	Tier #		<u>3</u>
Knowledge of the process for managing maintenance activities during power operations. (10CFR 55.43.5)	Group #		<u>2</u>
	K/A # 2.2		<u>G 2.2.17</u>
	Importance Rating		<u>3.5</u>

- Proposed Question: The Plant is at 100% power on a Sunday night.
- Condensate Pump A has developed a leak that requires it to be removed from service within the next hour.
 - The Operating Shift has determined that the Plant will be De-rated to 65% power to support the repair work.
- For the conditions above, the NYPA Energy Control Center is required to be notified by the _____ per procedure _____.
- a) Operations Manager; EN-OP-115, Conduct of Operations
 - b) Reactor Engineer; RAP-7.3.16, Plant Power Changes
 - c) Shift Manager; AP-12.13, 345/115 KV Transmission Line Operations and Interface
 - d) Work Control Center Supervisor; OP-65, Startup and Shutdown Procedure

Proposed Answer: c) Shift Manager; AP-12.13, 345/115 KV Transmission Line Operations and Interface

Explanation (Optional): AP-12.13 provides guidance for NYPA ECC interface for this situation while OP-65 has a step to notify ECC of a shutdown schedule, the plant is **NOT** being shutdown but is being de-rated. Per AP-12.13, Operations Manager is responsible for overall implementation of this procedure. Reactor Engineer (RE) is responsible to coordinate generation scheduling with ENN Power Marketing. **Advanced Scheduling:** All generation scheduling will be done between ENN Power Marketing & RE Dept. RE should notify ENN On-Call Scheduler at least 7 days in advance of any planned power changes. The Shift Manager (SM) is responsible for authorizing access to JAF Switchyard, communicating with transmission operator for resolving emergent issues. SM is responsible for changes to unit power scheduling with NYISO. Work Control Center Supervisor (WCCS) is responsible for ensuring that 115/345KV work with potential to affect operation of JAF, are scheduled on the weekly work schedule per AP-10.02 "12 Week Rolling Schedule", & coordinated by the JAF 115/345 KV Coordinator. JAF 115KV/345KV Coordinator is responsible to interface with Power Control & Regional Central Control to review, coordinate & schedule line outages & work that has potential for causing an unplanned line outage. WCCS is the 115/345 KV coordinator. **Real-Time Operations:** For unplanned down powers or delayed power restorations, JAF Ops is required to contact NYPA ECC for a "derate", the term "derate" must be used & give plant status. FOR the stem conditions, the only member of Operations present at Sunday night would be the SM as the OM is off.

QUESTION # 21 Continued

- Distracters:** a) Operations Manager; EN-OP-115, Conduct of Operations
b) Reactor Engineer; RAP-7.3.16, Plant Power Changes
d) Work Control Center Supervisor; OP-65, Startup and Shutdown Procedure

Justification: AP-12.13 provides guidance for NYPA ECC interface for this situation while OP-65 has a step to notify ECC of a shutdown schedule, the plant is **NOT** being shutdown but is being De-rated. Per AP-12.13, Operations Manager is responsible for overall implementation of this procedure. Reactor Engineer (RE) is responsible to coordinate generation scheduling with ENN Power Marketing. **Advanced Scheduling:** All generation scheduling will be done between ENN Power Marketing & RE Dept. RE should notify ENN On-Call Scheduler at least 7 days in advance of any planned power changes. The Shift Manager (SM) is responsible for authorizing access to JAF Switchyard, communicating with transmission operator for resolving emergent issues. SM is responsible for changes to unit power scheduling with NYISO. Work Control Center Supervisor (WCCS) is responsible for ensuring that 115/345KV work with potential to affect operation of JAF, are scheduled on the weekly work schedule per AP-10.02 "12 Week Rolling Schedule", & coordinated by the JAF 115/345 KV Coordinator. JAF 115KV/345KV Coordinator is responsible to interface with Power Control & Regional Central Control to review, coordinate & schedule line outages & work that has potential for causing an unplanned line outage. WCCS is the 115/345 KV coordinator. **Real-Time Operations:** For unplanned down powers or delayed power restorations, JAF Ops is required to contact NYPA ECC for a "derate", the term "derate" must be used & give plant status. FOR the stem conditions, the only member of Operations present at Sunday night would be the SM as the OM is off.

Technical Reference(s): AP-12.13, EN-OP-115, OP-65, (Attach if not previously provided)
RAP-7.3.16

Proposed references to be provided to applicants during examination: NONE

Learning Objective: LPAP, EO- 20.02 (As available)

Question Source: Bank # _____
Modified Bank # _____ (Note changes or attach parent)
New X

Question History: Last NRC Exam _____

(Optional - Questions validated at the facility since 10/95 will generally undergo less rigorous review by the NRC; failure to provide the information will necessitate a detailed review of every question.)

Question Cognitive Level: Memory or Fundamental Knowledge X
Comprehension or Analysis _____

10 CFR Part 55 Content: 55.41 _____

QUESTION # 21 Continued

55.43

5

Assessment of Facility conditions and
selection of appropriate procedures during
normal, abnormal, and emergency situations.

Comments:

QUESTION # 22

Examination Outline Cross-reference:	Level	RO	SRO
	Tier #		3
Knowledge of the refueling process. (10CFR 55.43.6)	Group #		2
	K/A # 2.2		G 2.2.27
	Importance Rating		3.5

Proposed Question: The plant is in a refuel outage and fuel movement is underway. The next move per SNM move sheet 06-058, step 275, is fuel bundle (YJX 230) which is being moved into core location 43-48 (Clip NE).

A Refuel Error per RAP-7.1.04B, Refueling Procedure, would occur if the bundle_____.

- a) has its nose cone partially inserted into 43-48 (Clip SE) then is changed to 43-48 (Clip NE) prior to the start of the next move.
- b) is inserted 30 inches into location 03-32 (Clip NE) and is subsequently removed and inserted into location 43-48 (Clip NE).
- c) Is moved from core location 39-42 (Clip SE) and is returned to location 39-42 (Clip SE) due to poor visibility in location 43-48.
- d) is fully inserted into 43-48 (Clip SE) with the grapple disengaged and then is changed to 43-48 (Clip NE) prior to the start of the next move.

Proposed Answer: b) is inserted 30 inches into location 03-32 (Clip NE) and is subsequently removed and inserted into location 43-48 (Clip NE).

Explanation (Optional): Per RAP-1.1.04B, 5.9 Refuel Error, the only choice that constitutes a refuel error is 'B' as the nose cone is partially inserted into the wrong location. Distractor 'A' & 'D' are wrong orientation that is corrected prior to start of next move. Distractor 'C' is NOT a refuel error per step 5.9.3.

5.9.1 A fuel bundle fully or partially placed (i.e., past the nose cone) in an incorrect location is a Refuel Error.

5.9.2 A mis-orientated fuel bundle is not considered a Refuel Error if the miss-orientation is corrected immediately. It is a Refuel Error if the mis-orientated bundle is identified after the start of the next move.

5.9.3 It is not a Refuel Error if a move cannot be completed for any reason and the bundle is returned to the starting location.

QUESTION # 22 Continued

- Distracters:**
- a) has its nose cone partially inserted into 43-48 (Clip SE) then is changed to 43-48 (Clip NE) prior to the start of the next move.
 - c) Is moved from core location 39-42 (Clip SE) and is returned to location 39-42 (Clip SE) due to poor visibility in location 43-48.
 - d) is fully inserted into 43-48 (Clip SE) with the grapple disengaged and then is changed to 43-48 (Clip NE) prior to the start of the next move.

Justification:

Per RAP-1.1.04B, 5.9 Refuel Error, the only choice that constitutes a refuel error is 'B' as the nose cone is partially inserted into the wrong location. Distractor 'A' & 'D' are wrong orientation that is corrected prior to start of next move. Distractor 'C' is **NOT** a refuel error per step 5.9.3.

5.9.1 A fuel bundle fully or partially placed (i.e., past the nose cone) in an incorrect location is a Refuel Error.

5.9.2 A mis-orientated fuel bundle is not considered a Refuel Error if the miss-orientation is corrected immediately. It is a Refuel Error if the mis-orientated bundle is identified after the start of the next move.

5.9.3 It is not a Refuel Error if a move cannot be completed for any reason and the bundle is returned to the starting location.

Technical Reference(s): RAP-7.1.04B (Attach if not previously provided)

Proposed references to be provided to applicants during examination: NONE

Learning Objective: LPAP, EO- 73.04 (As available)

Question Source: Bank #

Modified Bank # (Note changes or attach parent)

New X

Question History: Last NRC Exam

(Optional - Questions validated at the facility since 10/95 will generally undergo less rigorous review by the NRC; failure to provide the information will necessitate a detailed review of every question.)

Question Cognitive Level: Memory or Fundamental Knowledge

Comprehension or Analysis

X

10 CFR Part 55 Content: 55.41

55.43 6

Procedures & limitations involved in initial core loading, alterations in core configuration, control rod programming & determination of various internal & external effects on core reactivity.

Comments:

QUESTION # 23

Examination Outline Cross-reference:	Level	RO	SRO
	Tier #		3
Knowledge of the requirements for reviewing and approving release permits. (10CFR 55.43.4)	Group #		3
	K/A # 2.3		G 2.3.6
	Importance Rating		3.1

- Proposed Question: The plant is in cold shutdown and all equipment is operable. A liquid Radwaste discharge to the canal is about to occur. An independent review of the Canal Discharge Worksheet (attached) by the FSS shows that the discharge should **NOT** take place. The reason for this is that:
- The Chemistry Superintendent's signature is required
 - An Independent Analysis signature is required
 - The radiation monitor, 17RM-350, alarm and isolation setpoints should be set lower.
 - The radiation monitor, 17RM-350, alarm and isolation setpoints should be set higher

Proposed Answer: d) The radiation monitor, 17RM-350, alarm and isolation setpoints should be set higher

Explanation (Optional): The canal discharge activity level is obtained from the discharge permit. The permit activity is larger than the number recorded on the worksheet. A larger activity number, if used on the worksheet, would calculate to a higher monitor setpoint. Thus, since a lower activity number was used, a lower alarm and setpoint were used.

Choice A is wrong because the Chemistry Superintendents signature is required if the minimum CW pumps (1) are not operating.

Choice B is wrong because an independent analysis is required if the radiation monitor is inoperable.

Choice D is wrong because the actual activity number, 3.8×10^{-4} is larger than the number on the worksheet of 2.8×10^{-5} .

The question is higher order in that the candidate must analyze the calculations and required signatures to see what mistake was made. With the mistake determined to be an incorrect transcribe activity number he must analyze and determine how this affects the setpoint settings without having the formula to actually calculate the setpoint.

QUESTION # 23 Continued**Distracters:**

Technical Reference(s): OP-49 Liquid Radioactive Waste System (Attach if not previously provided)

Proposed references to be provided to applicants during examination: **Provide calculator and filled in discharge permit and worksheet.**

Learning Objective: SDLP-20, EO 1.13 (As available)

Question Source: Bank #
Modified Bank # (Note changes or attach parent)
New X

Question History: Last NRC Exam

(Optional - Questions validated at the facility since 10/95 will generally undergo less rigorous review by the NRC; failure to provide the information will necessitate a detailed review of every question.)

Question Cognitive Level: Memory or Fundamental Knowledge

Comprehension or Analysis

X

10 CFR Part 55 Content: 55.41

55.43

4

Radiation hazards that may arise during normal & abnormal situations, including maintenance activities & various contamination conditions.

Comments:

LIQUID RADIOACTIVE WASTE DISCHARGE PERMIT

Page 1 of 1

Tank: "A" WST	Release Batch No. 43	Sample Date/Time 6/18/06 0600
---------------	----------------------	-------------------------------

Section A To: Shift Manager From: Chemistry Department

Required Dilution Factor 100	DF	Gamma Activity: 3.8×10^{-4} $\mu\text{Ci/ml}$
Required Dilution Water Pumps	Circ Pumps: 1	Service Water: 2
Percent Tempering 0 %	Maximum Discharge Rate: 20 gpm	
Monitor is Calibrated and Source Checked	(SAT) / UNSAT	Technician Initials: J.A.
Technician Signature (Print/Sign): John Allen John Allen	Date	Time

Independent analysis is required for discharge without operable radiation monitor. Otherwise, mark NA.

Independent Analysis by (Print/Sign): NA Date 6/18/06 Time 0700

Section B To: Auxiliary Operator From: Shift Manager

Alarm Potentiometer Settings	HI 6.7	HI/HI 7.0
A MINIMUM OF ONE OPERATING CIRC PUMP REQUIRED FOR TANK DISCHARGE UNLESS AUTHORIZED BY CHEMISTRY SUPT.		Signature
Effluent Radiation Monitor (OPERABLE) / INOPERABLE		
Shift Manager Authorization (Print/Sign):	Date	Time

Section C To: Chemistry Department From: Shift Manager

Discharge Valve Line-Up Performed by:	Date	Time
If effluent radiation monitor is INOPERABLE, then an independent verification of discharge valve line-up by a qualified individual is required. Otherwise, mark NA.		
Independently Verified by (Print/Sign):	Date	Time

Flow Rate Instrument Daily Check Complete? YES NO

DISCHARGE DATA	Date	Time	Dilution Water Pumps Operating Circ Service	Level	Rate	Operator Initials
Start Pumpout						
End Pumpout						

During Discharge:

Rad Rcdr Reading 17RR-337	cps	Flw Rcdr Reading 20FR-441	gpm
---------------------------	-----	---------------------------	-----

Discharge valve line-up returned to normal in accordance with canal discharge shutdown lineup for applicable tank:

Tank:	Aux. Operator (Print/Sign):	Date	Time
-------	-----------------------------	------	------

FORWARD DISCHARGE PERMIT TO CHEMISTRY IMMEDIATELY FOLLOWING DISCHARGE

SP-01.05	WASTEWATER SAMPLING AND	ATTACHMENT 2
Rev. 7	ANALYSIS	Page 52 of 59

CANAL DISCHARGE WORKSHEET

Page 1 of 2

DATA

1. Number of running circulating water pumps (36P-1A/B/C) 1
2. Number of running service water pumps (46P-1A/B/C) 2
3. Tank Discharge Flow Rate (maximum) TDFR 20 gpm
4. Tank Activity (ACT) 2.8×10^{-5} $\mu\text{Ci/ml}$ (from discharge permit)
5. Required Dilution Factor (DF) 100 (from discharge permit)
6. Liquid rad monitor (17RM-350) reading 70 cps
(EPIC-A-1209)

NOTE 1: Items 7 and 8 are obtained at panel 09-14**NOTE 2:** Background should be maintained **LESS THAN** 1000 cps.
It is recommended that the detector canister be flushed to levels below this prior to discharge.

7. Liquid rad monitor (17RM-350) background 43 cps
8. Liquid rad monitor (17RM-350) K-factor 2.09×10^{-7} $\mu\text{Ci/ml/cps}$
9. Tempering gate/flow 0 %
(EPIC-A-3547)

CALCULATIONS

$$10. \text{ CFR} = [(\#1 \times 120,000) + (\#2 \times 18,000)] \times (1 - \#9/100) = \underline{156,000} \text{ gpm}$$

11. Calculate Canal Dilution Factor (CDF):

$$\text{CDF} = \frac{\text{TDFR}}{\text{CFR}} = \frac{\#3}{\#10} = \underline{1.28 \times 10^{-4}}$$

NOTE: F_L = Fraction of allowed dilution (dimensionless, must be less than 1.0 for discharge).

12. Calculate
- F_L
- :

$$F_L = \text{CDF} \times \text{DF} = \#11 \times \#5 = \underline{.01}$$

13. Calculate Background Correction Activity (BCA) in
- $\mu\text{Ci/ml}$
- :

$$\text{BCA} = (\#6 - \#7) \times \#8 = \underline{5.6 \times 10^{-6}} \text{ } \mu\text{Ci/ml}$$

COMPLETED FORMS ARE ATTACHED TO THE DISCHARGE PERMIT

OP-49	LIQUID RADIOACTIVE	ATTACHMENT 5
Rev. No. <u>55</u>	WASTE SYSTEM	Page <u>217</u> of <u>220</u>

CANAL DISCHARGE WORKSHEET

Page 2 of 2

14. Calculate Hi/Hi setpoint in
- $\mu\text{Ci}/\text{ml}$
- :

$$\text{Hi/Hi} = \frac{(\text{ACT})}{2 \times F_L} = \frac{\#4}{2 \times \#12} + \#13 = \frac{1.4 \times 10^{-3}}{} \mu\text{Ci}/\text{ml}$$

15. Calculate Hi setpoint in
- $\mu\text{Ci}/\text{ml}$
- :

$$\text{Hi} = \frac{(\text{ACT})}{4 \times F_L} = \frac{\#4}{4 \times \#12} + \#13 = \frac{7.1 \times 10^{-4}}{} \mu\text{Ci}/\text{ml}$$

16. Obtain 17RM-350 potentiometer setting for Hi-Hi setpoint from Chemistry

Hi/Hi v 7.0

17. Obtain 17RM-350 potentiometer setting for Hi setpoint from Chemistry.

Hi v 6.7

18. Enter potentiometer settings for Hi and Hi-Hi setpoints on Discharge Permit Section B and attach this worksheet to the discharge permit.

Performed by (SM) Bob Jones Bob Jones 6/18/06
Print/Sign/Date

Independent Verification _____
Print/Sign/Date

COMPLETED FORMS ARE ATTACHED TO THE DISCHARGE PERMIT

OP-49	LIQUID RADIOACTIVE	ATTACHMENT 5
Rev. No. <u>55</u>	WASTE SYSTEM	Page <u>218</u> of <u>220</u>

QUESTION # 24

Examination Outline Cross-reference:	Level	RO	SRO
	Tier #		3
Knowledge of facility ALARA program. (10CFR 55.43.4)	Group #		3
	K/A # 2.3		G 2.3.2
	Importance Rating		2.9

Proposed Question: The CRD Drive Water Filter 'B' requires changing and the following conditions exist:

- Two NPOs are available to perform this task, NPO Alpha is more experienced and has performed the task before.
- NPO Alpha estimates that he could change the Filter in 20 minutes.
- NPO Beta (less experienced) estimates that he could change the Filter in 60 minutes.
- RP estimates it would take 2 people, 15 minutes total to install and remove portable shielding to support the Filter change.
- Portable shielding would result in zero mr exposure to personal performing the Filter change.

In support of Plant ALARA goals, the CRS should direct_____.

- a) NPO Alpha to change the Filter after shielding is installed.
- b) NPO Beta to change the Filter after shielding is installed.
- c) NPO Beta to change the Filter immediately.
- d) NPO Alpha to change the Filter immediately.

Proposed Answer: d) NPO Alpha to change the Filter immediately.

Explanation (Optional): d) Dose rate received will be 20 minutes to NPO. Total = 20 minutes man-rem.

Distracters: a) NPO Alpha to change the Filter after shielding is installed.
b) NPO Beta to change the Filter after shielding is installed.
c) NPO Beta to change the Filter immediately.

Justification:

- a) Dose rate received will be 30 minutes to RP & 0 minutes to NPO. Total = 30 minutes man-rem.
- b) Dose rate received will be 30 minutes to RP & 0 minutes to NPO. Total = 30 minutes man-rem.
- c) Dose rate received will be 60 minutes to NPO. Total = 60 minutes man-rem.

Technical Reference(s): OP-25, AP-07.03 (Attach if not previously provided)

Proposed references to be provided to applicants during examination: NONE

Learning Objective: LPAP, EO- 07.03 (As available)

Question Source:

Bank # _____

Modified Bank # _____

(Note changes or attach parent)

QUESTION # 24 Continued

New

 X

Question History:

Last NRC Exam _____

(Optional - Questions validated at the facility since 10/95 will generally undergo less rigorous review by the NRC; failure to provide the information will necessitate a detailed review of every question.)

Question Cognitive Level:

Memory or Fundamental Knowledge

Comprehension or Analysis

 X

10 CFR Part 55 Content:

55.41 _____


55.43

 4

Radiation hazards that may arise during normal & abnormal situations, including maintenance activities & various contamination conditions.

Comments:

QUESTION # 25

Examination Outline Cross-reference:	Level		RO	SRO
	Tier #			3
Ability to perform without reference to procedure those actions that require immediate operation of system components and controls. (10CFR 55.43.2)	Group #			4
	K/A # 2.4			G 2.4.49
	Importance Rating			4.0

- Proposed Question: The Plant is at 100% power.
The following event and indications occur subsequently:
- Feedwater Pump A trips off.
 - RWR Pump A trips off
 - RWR Pump B - speed 30%
 - Annunciator 09-5-2-44 APRM UPSCALE – ON
 - All APRM recorders – Cycling 65% to 77% every 2 seconds
 - All SRM Period meters - Cycling minus 80 to plus 30 seconds every 1 ½ seconds
 - Various LPRM Upscale Alarms – Alarming and clearing every 2 seconds
- Which safety limit is challenged by these indications and which of the following is immediately required?
- a) RPV Steam Dome Pressure, Close RWR Pump Disch Vlv 02MOV-53A
 - b) RPV Steam Dome Pressure, Insert CRAM Groups
 - c) MCPR, Manually Scram the Reactor
 - d) MCPR, Raise RWR Pump B speed and flow

Proposed Answer: c) MCPR, Manually Scram the Reactor.

Explanation (Optional): AOP-8 Loss or Reduction of Reactor Coolant Flow requires immediate action to manually SCRAM if indications of thermal hydraulic instabilities (THI) are observed. Refer to Attachment 1 of AOP-8 for Indications of THI. Distracters are part of Prompt actions vice immediate actions. Stem provides indications of THI. TS Bases 3.4.1 identifies THI as a challenge to the MCPR safety limit.

- Distracters:**
- a) RPV Steam Dome Pressure, Close RWR Pump Disch Vlv 02MOV-53A
 - b) RPV Steam Dome Pressure, Insert CRAM Groups
 - d) MCPR, Raise RWR Pump B speed and flow

Justification: AOP-8 Loss or Reduction of Reactor Coolant Flow requires immediate action to manually SCRAM if indications of thermal hydraulic instabilities (THI) are observed. Refer to Attachment 1 of AOP-8 for Indications of THI. Distracters are part of Prompt actions vice immediate actions. Stem provides indications of THI. TS Bases 3.4.1 identifies THI as a challenge to the MCPR safety limit.

Technical Reference(s): AOP-8, TS- Bases 3.4.1, (Attach if not previously provided)
CR-JAF-2000-06312 (SER 7-00, Reference Only
BWR Core Power Oscillations)

Proposed references to be provided to applicants during examination: **NONE**

QUESTION # 25 Continued

Learning Objective: LPAOP, EO- 1.03.a (As available)

QUESTION # 25 Continued

Question Source: Bank # _____
Modified Bank # _____ (Note changes or attach parent)
New X

Question History: Last NRC Exam _____

(Optional - Questions validated at the facility since 10/95 will generally undergo less rigorous review by the NRC; failure to provide the information will necessitate a detailed review of every question.)

Question Cognitive Level: Memory or Fundamental Knowledge _____
Comprehension or Analysis X

10 CFR Part 55 Content: 55.41 _____
55.43 2 Facility operating limitations in the tech specifications & their bases.

Comments: