

Warminster Hospital

225 Newtown Road
Warminster, PA 18974
tel: 215.441.6600
www.warminsterhospital.com

NMSB1

RECEIVED
REGION 1
2006 JUN - 1 PM 12: 17

May 23, 2006

U.S. Nuclear Regulatory Commission
475 Allendale Road
King of Prussia, PA 19406

03014750

Re: License No. 37-18263-01

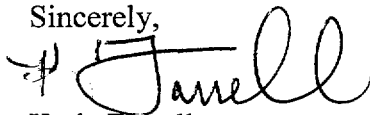
Dear Sir or Madam:

Please remove 215 Newtown Road, Warminster, Pennsylvania, as a use location on Tenet HealthSystem Bucks County, L.L.C., d.b.a. Warminster Hospital's license.

Thorough surveys of the facility were conducted by the Radiation Safety Office staff. All areas where the use of radioactive material was known were surveyed. A final status survey report is enclosed for your reference.

Our radiation safety consultant, Mr. Kent Lambert, CHP, is prepared to answer any questions or supply any additional information you need to fulfill this request, so do not hesitate to contact him at 215-762-8768 or by e-mail at Kent.Lambert@drexel.edu.

Sincerely,



Katie Farrell
Chief Operating Officer

Enc.

cc: Kent Lambert, M.S., CHP
Michael Kates, M.D., RSO

tenet

138939
NRC/ROH MATERIALS-002

Closeout Survey Report

Building & Room No.: Warminster Hospital SMI <u>Thyroid Probe</u>	Department: Nuclear Medicine
Contact Person: Susan Capriotti	Phone Number and Address: (215) 441-6614
Surveyor: Niki Noll	Survey Date: 4/4/2006

Completed	Not Completed	Not Applicable	Closeout Checklist
<input checked="" type="checkbox"/>	<input type="checkbox"/>	<input type="checkbox"/>	Radioactive material removed. Cabinets, freezers, refrigerators, drawers, etc. checked.
<input checked="" type="checkbox"/>	<input type="checkbox"/>	<input type="checkbox"/>	Thorough contamination survey performed for fixed and removable contamination throughout facility, including workbenches, floors, remaining equipment, glassware, pigs, refrigerators, freezers, etc.
<input type="checkbox"/>	<input type="checkbox"/>	<input checked="" type="checkbox"/>	Contaminated items decontaminated or disposed as radioactive waste
<input type="checkbox"/>	<input type="checkbox"/>	<input checked="" type="checkbox"/>	Radioactive waste removed.
<input type="checkbox"/>	<input type="checkbox"/>	<input checked="" type="checkbox"/>	Radiation labels removed/obliterated from radioactive material containers, pigs, etc.
<input checked="" type="checkbox"/>	<input type="checkbox"/>	<input type="checkbox"/>	Radiation warning signs removed from doors, hoods, work areas, equipment, etc.
<input checked="" type="checkbox"/>	<input type="checkbox"/>	<input checked="" type="checkbox"/>	Radioactive sources removed from equipment such as gamma and/or beta counters
<input checked="" type="checkbox"/>	<input type="checkbox"/>	<input type="checkbox"/>	Department notified

Closeout Contamination Survey Results Summary

- ☒ No contamination above 200 dpm/100 cm²
☐ Contamination above 200 dpm/100 cm²
- ☒ No radiation levels above background found
☐ Radiation levels above background found

Contamination Survey Results

Floor plan

43	44	45	34-45
42	41	40	
37	38	39	
36	35	34	

Survey meter used: Mfg & model: Ludlum3 Serial No.: 218396 Date of Calibration: 6/9/05

Survey meter locations	Survey meter reading (mR/hr)
BKG	0.04
Thorough readings taken throughout the laboratory (including floors, shelves, cabinets, etc.)	0.04

Survey notes/comments:

Thyroid Probe was in this room. It is now ^{being stored} in the old camera room.

Date Counted 4/4/2006

Gamma Counter

Action Level

1000dpm/100cm2

WIPE #	counter output	net	dpm	Area (x100cm2)	Wiped dpm/100cm2
34	210	0	0	1	0
35	217	5	10	1	10
36	216	4	8	1	8
37	212	0	0	1	0
38	207	0	0	1	0
39	192	0	0	1	0
40	205	0	0	1	0
41	213	1	2	1	2
42	195	0	0	1	0
43	216	4	8	1	8
44	208	0	0	1	0
45	216	4	8	1	8

efficiency(%)
50background
2121119
04/23

Closeout Survey Report

Building & Room No.: Warminster Hospital SMI <u>Camera Room</u>		Department: Nuclear Medicine
Contact Person: Susan Capriotti		Phone Number and Address: (215) 441-6614
Surveyor: Niki Noll		Survey Date: 4/4/2006

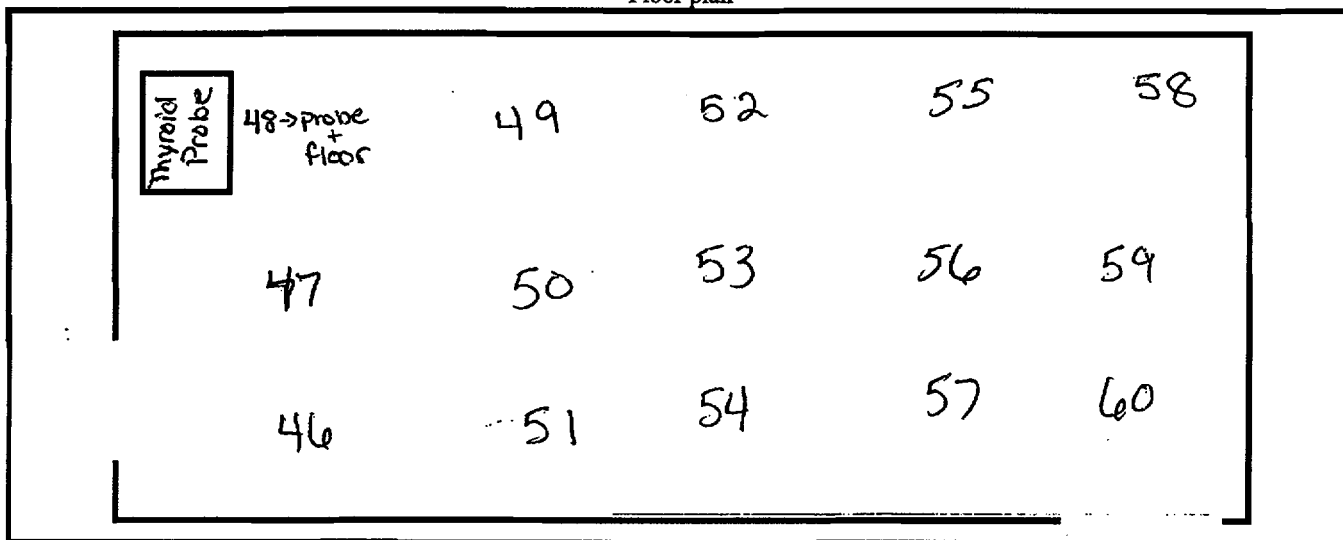
Completed	Not Completed	Not Applicable	Closeout Checklist
<input checked="" type="checkbox"/>	<input type="checkbox"/>	<input type="checkbox"/>	Radioactive material removed. Cabinets, freezers, refrigerators, drawers, etc. checked.
<input checked="" type="checkbox"/>	<input type="checkbox"/>	<input type="checkbox"/>	Thorough contamination survey performed for fixed and removable contamination throughout facility, including workbenches, floors, remaining equipment, glassware, pigs, refrigerators, freezers, etc.
<input type="checkbox"/>	<input type="checkbox"/>	<input checked="" type="checkbox"/>	Contaminated items decontaminated or disposed as radioactive waste
<input type="checkbox"/>	<input type="checkbox"/>	<input checked="" type="checkbox"/>	Radioactive waste removed.
<input checked="" type="checkbox"/>	<input type="checkbox"/>	<input checked="" type="checkbox"/>	Radiation labels removed/obliterated from radioactive material containers, pigs, etc.
<input checked="" type="checkbox"/>	<input type="checkbox"/>	<input checked="" type="checkbox"/>	Radiation warning signs removed from doors, hoods, work areas, equipment, etc.
<input checked="" type="checkbox"/>	<input type="checkbox"/>	<input checked="" type="checkbox"/>	Radioactive sources removed from equipment such as gamma and /or beta counters
<input checked="" type="checkbox"/>	<input type="checkbox"/>	<input type="checkbox"/>	Department notified

Closeout Contamination Survey Results Summary

- ☒ No contamination above 200 dpm/100 cm²
☐ Contamination above 200 dpm/100 cm²
- ☒ No radiation levels above background found
☐ Radiation levels above background found

Contamination Survey Results

Floor plan



Survey meter used: Mfg & model: Ludlum 3 Serial No.: 218396 Date of Calibration: 6/9/05

Survey meter locations	Survey meter reading (mR/hr)
BKG	0.04
Thorough readings taken throughout the laboratory (including floors, shelves, cabinets, etc.)	0.04

Survey notes/comments:

--

Date Counted 4/4/2006

Gamma Counter

Action Level
1000dpm/100cm2

WIPE #	counter output	net	dpm	Area (x100cm2)	Wiped dpm/100cm2
46	207	0	0	1	0
47	193	0	0	1	0
48	196	0	0	1	0
49	209	0	0	1	0
50	244	32	64	1	64
51	210	0	0	1	0
52	221	9	18	1	18
53	212	0	0	1	0
54	230	18	36	1	36
55	217	5	10	1	10
56	226	14	28	1	28
57	221	9	18	1	18
58	196	0	0	1	0
59	220	8	16	1	16

efficiency(%)
50background
2121000
6/85

Closeout Survey Report

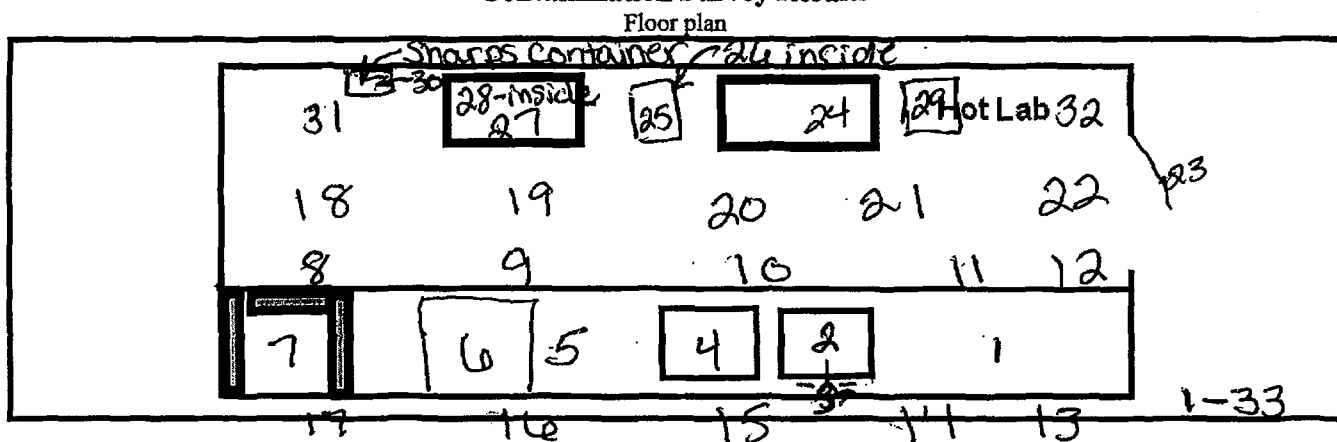
Building & Room No.: Warminster Hospital SMI <i>Hot Lab</i>	Department: Nuclear Medicine
Contact Person: Susan Capriotti	Phone Number and Address: (215) 441-6614
Surveyor: Niki Noll	Survey Date: 4/4/2006

Completed	Not Completed	Not Applicable	Closeout Checklist
<input checked="" type="checkbox"/>	<input type="checkbox"/>	<input type="checkbox"/>	Radioactive material removed. Cabinets, freezers, refrigerators, drawers, etc. checked.
<input checked="" type="checkbox"/>	<input type="checkbox"/>	<input type="checkbox"/>	Thorough contamination survey performed for fixed and removable contamination throughout facility, including workbenches, floors, remaining equipment, glassware, pigs, refrigerators, freezers, etc.
<input type="checkbox"/>	<input type="checkbox"/>	<input checked="" type="checkbox"/>	Contaminated items decontaminated or disposed as radioactive waste
<input checked="" type="checkbox"/>	<input type="checkbox"/>	<input type="checkbox"/>	Radioactive waste removed.
<input checked="" type="checkbox"/>	<input type="checkbox"/>	<input type="checkbox"/>	Radiation labels removed/obliterated from radioactive material containers, pigs, etc.
<input checked="" type="checkbox"/>	<input type="checkbox"/>	<input type="checkbox"/>	Radiation warning signs removed from doors, hoods, work areas, equipment, etc.
<input checked="" type="checkbox"/>	<input type="checkbox"/>	<input checked="" type="checkbox"/>	Radioactive sources removed from equipment such as gamma and /or beta counters
<input checked="" type="checkbox"/>	<input type="checkbox"/>	<input type="checkbox"/>	Department notified

Closeout Contamination Survey Results Summary

- ☒ No contamination above 200 dpm/100 cm²
☐ Contamination above 200 dpm/100 cm²
- ☒ No radiation levels above background found
☐ Radiation levels above background found

Contamination Survey Results



Survey meter used: Mfg & model: Ludlum 3 Serial No.: 218396 Date of Calibration: 6/9/05

Survey meter locations	Survey meter reading (mR/hr)
BKG	0.04
Thorough readings taken throughout the laboratory (including floors, shelves, cabinets, etc.)	0.04

8-12 → lower cabinets
13-17 → upper cabinets
18-22 → floor
23 → floor / phone
23 → Lead pigs / foil / misc
Containers

Survey notes/comments:

In the Sharps container on the wall there was ~~It~~ waste from 11/28/05. The container was surveyed and there were no readings above background. I did a wipe (#30) on the inside of the housing for the container as well as the opening to the container. It was determined ~~that there was no material~~ ^{rad} that there was no material at the time of the survey and the waste in the

container should be handled as biohazard waste. S. Capriotti was aware of the waste and had surveyed the container earlier that week and ~~the~~ found ~~no~~ no readings above background. ~~She~~ ^{She} was waiting for a biohazard waste pickup later that week.

This is to acknowledge the receipt of your letter/application dated

5/23/2006, and to inform you that the initial processing which includes an administrative review has been performed.

☒ Amendment 37-18263-01 There were no administrative omissions. Your application was assigned to a technical reviewer. Please note that the technical review may identify additional omissions or require additional information.

☐ Please provide to this office within 30 days of your receipt of this card

A copy of your action has been forwarded to our License Fee & Accounts Receivable Branch, who will contact you separately if there is a fee issue involved.

Your action has been assigned Mail Control Number 138939.
When calling to inquire about this action, please refer to this control number.
You may call us on (610) 337-5398, or 337-5260.