



May 1, 2006

Steven Courtemanche
US Nuclear Regulatory Commission, Region I
475 Allendale Road
King of Prussia, PA 19406-1415

K-4

RECEIVED
REGION 1
2006 MAY -2 AM 10:33

Control Number 138521

Subject: Decommission and Removal of SFBC Taylor Facility at 107 College Road East, Princeton, NJ from Byproduct Material License 29-30390-01.

Dear Mr. Courtemanche

03034438

Enclosed are the survey results that were performed to decommission the SFBC Taylor site at 107 College East, Princeton, NJ. Included is a historical overview of SFBC Taylor procedures on handling byproduct material.

The procedures used to perform the testing are described in the decommission protocol. The analysis of data and data summary is discussed in decommission survey results.

I hope that the enclosed data will allow the removal of the 107 College Road East facility from our current byproduct materials license.

Testing was performed by our RSO, Robert J. White. If you have any questions or require further information please contact Bob or myself at 609-951-0005.

Thank you very much for your assistance and cooperation during our transition to a new facility.

Sincerely,

Thomas D. Oglesby, Ph.D.
VP Discovery

138797

NMSS/ROSI MATERIALS-002

REF 138521

Decommission Report for SFBC Taylor Facility at 107 College Road East,
Princeton, NJ

Byproduct Material License 29-30390-01.

NRC Control Number 138521

Prepared By: SFBC Taylor
301D College Road East
Princeton, NJ 08540
(609) 951-0005

01 May, 2006

For: US Nuclear Regulatory
Commission, Region I
475 Allendale Road
King of Prussia, PA 19406-

Table of Contents

HISTORICAL BYPRODUCT MATERIAL MANAGEMENT OVERVIEW	PAGE 1
DECOMMISSION PROTOCOL	PAGE 2
LIDUID SCINTILLATION ANALYZER CALIBRATION.....	PAGE 4
DECOMMISSION SURVEY RESULTS	PAGE 4
SUMMARY OF RESULTS	PAGE 5
APPENDIX A 107 College Road East, Princeton, NJ Site Map	
APPENDIX B Area I Survey Results, Carbon-14	
APPENDIX C Area I Survey Results, Tritium	
APPENDIX D Area II Survey Results, Carbon-14	
APPENDIX E Area II Survey Results, Tritium	
APPENDIX F Instrumentation Survey Results, Carbon-14	
APPENDIX G Instrumentation Survey Results, Tritium	

Steven Courtemanche
US Nuclear Regulatory Commission, Region I
475 Allendale Road
King of Prussia, PA 19406-1415

Control Number 138521

Subject: Decommission and Removal of SFBC Taylor Facility at 107
College Road East, Princeton, NJ from Byproduct Material
License 29-30390-01.

Historical Byproduct Material Management Overview

SFBC Taylor is a Contract Resource Organization (CRO). As a CRO we contract our services to the pharmaceutical industry. These services may include, but are not limited to, pharmacokinetic, bioequivalency or toxicology studies. Once a client indicates the need for sample analysis SFBC Taylor issues a RFA (Request For Analysis) number. The RFA number is specific to an entire study. Any samples associated with the RFA receive a unique sample set identification. The information associated with the sample set also includes whether the samples contain byproduct material, the isotope of interest and the estimated level of activity. Sample matrix is typically a biological fluid (plasma/urine), received frozen on dry ice and in polypropylene tubes. Packages containing byproduct material are taken to sample login. When required, the package is surveyed for external surface contamination. The contents are then processed through normal procedures.

SFBC Taylor inventories each piece of laboratory equipment by issuing an unique identification known as an INS number. This allows the tracking of instrumentation used during any particular study.

Prior to the analysis of samples containing byproduct material, all the equipment to be used during the study is identified, the INS identification number is recorded and surveyed to establish baseline levels of activity. Upon completion of the baseline surveys the equipment is then labeled "Caution Radioactive". During the study any lab debris and liquid waste is isolated from the mainstream waste (Biological/Hazardous). Processed samples are taken to the instruments for analysis in tightly sealed vials. When the study is completed, the instrumentation is surveyed to verify that

the levels of activity are no higher than that determined when baseline surveys were analyzed. Once survey testing is completed the the radioactive labels are removed and the instruments are available for general use. At no time is any byproduct material knowingly released to the environment through the sewer system or sanitary waste. An accredited disposal broker removes the byproduct material waste. All waste manifests are retained indefinitely. Any residual sample is returned to the client.

Once a quarter surveys are performed on areas where byproduct material is stored. The surveys typically consist of containers that hold radioactive material and the areas around the storage of material. The established action level is 20 dpm/cm². Any survey greater than this level would require additional testing.

Decommission Protocol

To decommission the SFBC Taylor facility at 107 College Road East the regions where byproduct material was licensed to be handled were divided into two areas. Area I consisted of the wet laboratory, sample log-in and the waste storage area. Area II focused on the instrumentation (sample analysis) laboratory. Each area was further divided into sections and are represented on the site map in Appendix A. The shaded portion on the site map indicates the areas where byproduct material was not handled. Additionally, surveys were taken on each piece of equipment that had been commissioned for studies dealing with byproduct material.

Survey samples were taken using a 55 mm piece of Whatman filter paper moistened with methanol. Whatman filter paper #1 was used on smooth surfaces whereas a heavier filter paper #3 was used on more abrasive surfaces. Swipes were placed in 20 mL scintillation vials and 10 mL of Perkin Elmer Ultima Gold LSC cocktail was added to each sample.

A summary of each area, the sections within the area and the instrumentation used in radioactive studies is listed below.

AREA I

- | | |
|-----------|---------------------------------|
| Section 1 | Sink area bench top and floor |
| Section 2 | Corner bench top and floor |
| Section 3 | Workstation bench top and floor |

Section 4	Workstation benchtop and floor
Section 5	Workstation benchtop and floor
Section 6	Workstation benchtop and floor
Section 7	Workstation benchtop and floor
Section 8	Bench top and floor
Section 9	Workstation bench top and floor
Section 10	Analytical material weighing room
Section 11	Freezer storage
Section 12	Laboratory entrance
Section 13	Waste storage
Section 14	Sample login and freezer storage

Area II

Section 1	Benchtop, sink, hood and floor areas
Section 2	Left benchtop and floor
Section 3	Floor in front of instrumentation
Section 4a	Scintillation analyzer, benchtop and floor
Section 4b	Benchtop and floor
Section 4c	Benchtop and floor
Section 4d	Benchtop and floor
Section 5a	Floor in front of instrumentation
Section 5b	Floor in front of instrumentation
Section 6a	Floor in front of instrumentation
Section 6b	Benchtop Area

Instrumentation by INS Number

114	Ventilation Hood
161	Ventilation Hood
163	Ventilation Hood
183	Ventilation Hood
184	Ventilation Hood
218	Ventilation Hood
219	Ventilation Hood
694	Ventilation Hood
028	Centrifuge
106	Centrifuge
283	Centrifuge
286	Centrifuge
489	Centrifuge

518	Centrifuge
770	Centrifuge
294	Mass Spectrometer
309	Mass Spectrometer
403	Mass Spectrometer
492	Mass Spectrometer
583	Multiprobe Liquid Transfer System
653	Multiprobe Liquid Transfer System
426	Solid Phase Extraction Manifold
427	Solid Phase Extraction Manifold
480	Solid Phase Extraction Manifold
481	Solid Phase Extraction Manifold
109	TurboVap Liquid Concentrator
116	TurboVap Liquid Concentrator
169	TurboVap Liquid Concentrator
220	TurboVap Liquid Concentrator
356	TurboVap Liquid Concentrator
358	TurboVap Liquid Concentrator
476	Autosampler
424	Autosampler
385	Water Bath/Shaker
514	Tomtec Liquid Transfer System.

Liquid Scintillation Analyzer Calibration

The survey samples were analyzed using a Packard (Perkin Elmer) Tri-Carb 2100P Liquid Scintillation Analyzer. Prior to the analysis for Carbon-14 or Tritium the system was calibrated using a series of ten quenched standards generating a new quenched curve. The estimated activity for each standard quenched set was 139500 dpm for Carbon-14 and 279500 dpm for Tritium. The system was normalized using an unquenched standard set, this included a Carbon-14 standard at 125700 dpm, a 279800 dpm Tritium standard and a background standard. The new curves were used for all sample analysis and are included in each data set.

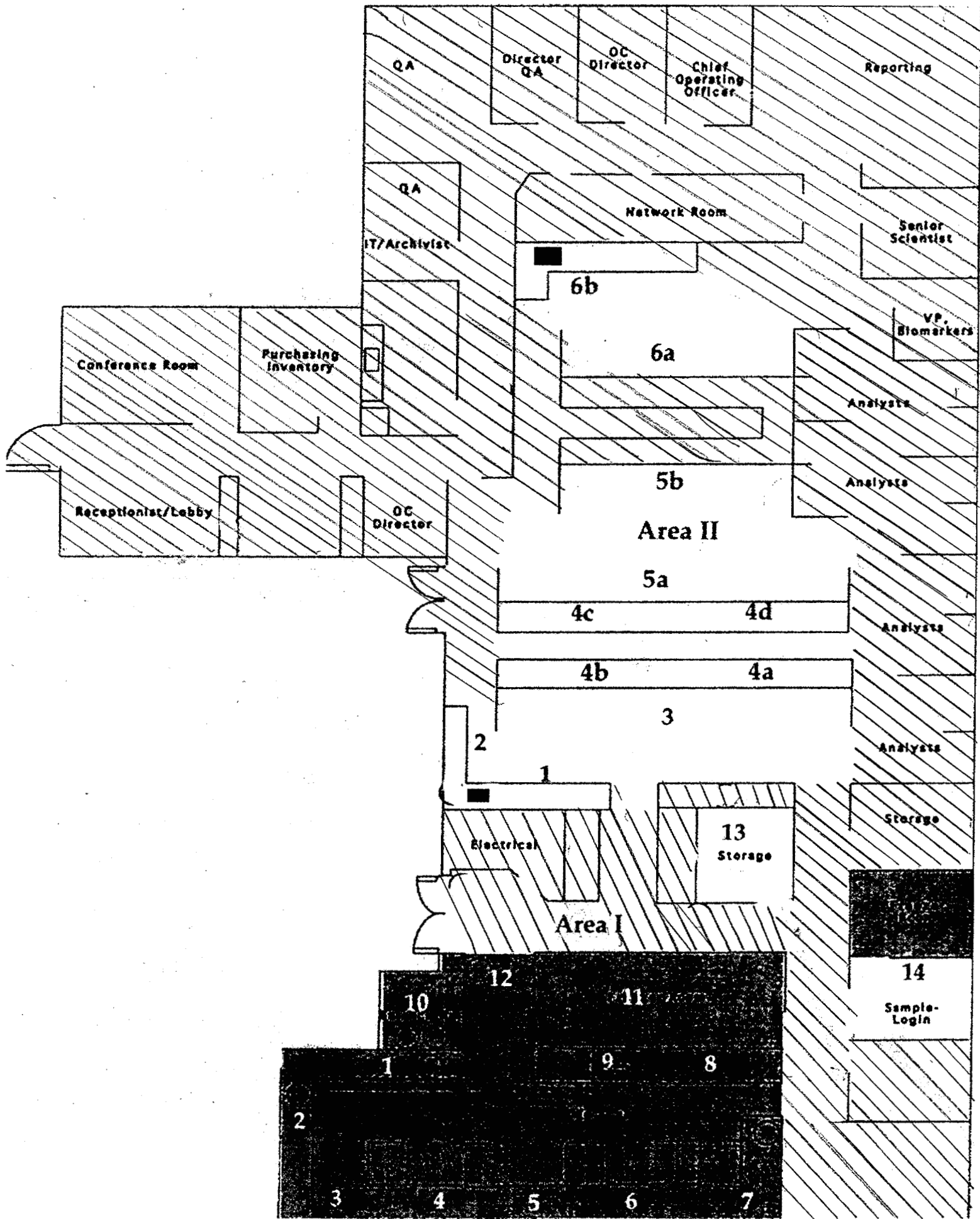
Decommission Survey Results

The results of the survey samples are summarized on a modified version of SFBC Taylor Form Q204. This form is typically used to perform quarterly surveys. The form displays the determined dpm for each sample, the surface area surveyed in cm^2 and the final calculation in dpm/cm^2 . Raw data from the liquid scintillation counter is also included with each data set.

Of all surveys taken only one sample detected a significant level of Carbon-14 radiation that was above the $20 \text{ dpm}/\text{cm}^2$ contamination limit. This was detected in Area I, Section 5, right floor surface, survey sample #40. Additional measures were taken to insure that no further contamination was found in the area. Twenty-four 900 cm^2 floor tiles were surveyed in and around the vicinity of the contaminated area. No additional contamination was detected and the original contaminated area no longer tested positive for carbon-14. The results for these surveys are summarized in Appendix B, Area I, samples #169 through #192.

Summary of Results

The results shows that the SFBC Taylor's facility at 107 College Road East, Princeton, NJ, that has maintained a byproduct material license to process radioactivity in the form of Carbon-14 and Tritium since 1998, has satisfactory demonstrated the area to be safe from exposure to the listed radioactive isotopes.



SURFACE CONTAMINATION SURVEYS
DECOMMISSION SURVEY OF SFBCTAYLOR FACILITY
107 COLLEGE ROAD EAST PRINCETON, NJ 08540

Initials, Date:	<u>NA</u>	Radioisotope (circle):	<u>¹⁴C</u>	³ H	³⁵ S
Reporting Period:	<u>1</u>				

SURVEY RECORD

Sample No.	Date	Description	INS No.	Area (cm ²)	DPM	DPM/cm ²	Action Required
------------	------	-------------	---------	-------------------------	-----	---------------------	-----------------

	4/10/06	Area_1 Section #1					
13		Right Sink		400	0.00	0.000	No
14		Left Sink		400	0.00	0.000	No
15		Right Benchtop		1600	0.00	0.000	No
16		Left Benchtop		1600	2.02	0.001	No
17		Left floor Sink		400	0.00	0.000	No
18		Right Floor Sink		400	0.60	0.002	No
19		Right Cabinet Floor		1600	0.00	0.000	No
20		Left Cabinet Floor		1600	1.58	0.001	No
	4/10/06	Area_1 Section #2					
21		Right Corner Benchtop		1600	15.01	0.009	No
22		Left Corner Benchtop		1600	0.00	0.000	No
23		Right Benchtop		1500	0.00	0.000	No
24		Left Benchtop		1600	0.00	0.000	No
25		Right Cabinet Floor		800	0.00	0.000	No
26		Left Cabinet Floor		800	0.00	0.000	No
All storage areas have been sampled and surface contamination levels are less than 200DPM/100cm ² .						Approval by RSO	<u>RP</u> 4/28/06

SURFACE CONTAMINATION SURVEYS
DECOMMISSION SURVEY OF SFBCTAYLOR FACILITY
107 COLLEGE ROAD EAST PRINCETON, NJ 08540

Initials, Date:	<u>NA</u>	Radioisotope (circle):	<u>¹⁴C</u>	³ H	³⁵ S
Reporting Period:					

SURVEY RECORD

Sample No.	Date	Description	INS No.	Area (cm ²)	DPM	DPM/cm ²	Action Required
	4/10/06	Wet Lab Section #3					
27		Right Benchtop a		1500	0.380	0.000	No
28		Right Benchtop b		1600	0.000	0.000	No
29		Left Benchtop a		1600	0.000	0.000	No
30		Left Benchtop b		1600	0.000	0.000	No
31		Right Bench Floor		800	0.000	0.000	No
32		Left Bench Floor		800	0.440	0.001	No
		Wet Lab Section #4					
33		Right Benchtop		1600	0.000	0.000	No
34		Left Benchtop		1600	0.000	0.000	No
35		Right Cabinet Floor		800	0.000	0.000	No
36		Center Cabinet Floor		800	1.350	0.002	No
37		Left Cabinet Floor		800	0.000	0.000	No

All storage areas have been sampled and surface contamination levels are less than 200DPM/100cm ² .	Approval by RSO <i>[Signature]</i> 4/28/06
--	--

SURFACE CONTAMINATION SURVEYS
DECOMMISSION SURVEY OF SFBCTAYLOR FACILITY
107 COLLEGE ROAD EAST PRINCETON, NJ 08540

Initials, Date: NA Radioisotope (circle): ¹⁴C ³H ³⁵S
 Reporting Period: 1

SURVEY RECORD

Sample No.	Date	Description	INS No.	Area (cm ²)	DPM	DPM/cm ²	Action Required
	4/10/06	Wet Lab Section #5					
38		Right Benchtop		1600	0.000	0.000	No
39		Left Benchtop		1600	0.000	0.000	No
40		Right Cabinet Floor		800	515846.000	644.808	Yes
41		Center Cabinet Floor		800	0.000	0.000	No
42		Left Cabinet Floor		800	0.000	0.000	No
		Wet Lab Section #6					
43		Right Benchtop		1600	0.000	0.000	No
44		Left Benchtop		1600	0.000	0.000	No
45		Right Cabinet Floor		800	0.450	0.001	No
46		Center Cabinet Floor		800	0.000	0.000	No
47		Left Cabinet Floor		800	1.190	0.001	No
		Wet Lab Section #7					
48		Right Benchtop		1600	0.000	0.000	No
49		Left Benchtop		1600	0.000	0.000	No
50		Right Cabinet Floor		800	0.000	0.000	No
51		Center Cabinet Floor		800	0.000	0.000	No
52		Left Cabinet Floor		800	1.440	0.002	No

All storage areas have been sampled and surface contamination levels are less than 200DPM/100cm². Approval by RSO RW 4/28/06

SURFACE CONTAMINATION SURVEYS
DECOMMISSION SURVEY OF SFBCTAYLOR FACILITY
107 COLLEGE ROAD EAST PRINCETON, NJ 08540

Initials, Date: NA Radioisotope (circle): ¹⁴C ³H ³⁵S
 Reporting Period: 1

SURVEY RECORD

Sample No.	Date	Description	INS No.	Area (cm ²)	DPM	DPM/cm ²	Action Required
	4/10/06	Wet Lab Section #8					
53		Right Benchtop		1600	0.000	0.000	No
54		Left Benchtop		1600	0.000	0.000	No
55		Right Cabinet Floor		800	0.000	0.000	No
56		Left Cabinet Floor		800	0.000	0.000	No
		Wet Lab Section #9					
57		Right Hood Benchtop		2000	0.000	0.000	No
58		Right Hood Grille		800	11.880	0.015	No
59		Left Hood Benchtop		2000	0.000	0.000	No
60		Left Hood Grille		800	2.980	0.004	No
61		Right Floor		800	0.330	0.000	No
62		Left Floor		800	0.000	0.000	No
63		Light Switch		50	0.000	0.000	No
64		Gas Control Knobs		200	0.000	0.000	No
All storage areas have been sampled and surface contamination levels are less than 200DPM/100cm ² .						Approval by RSO	<i>[Signature]</i> 4/28/06

SURFACE CONTAMINATION SURVEYS
DECOMMISSION SURVEY OF SFBCTAYLOR FACILITY
107 COLLEGE ROAD EAST PRINCETON, NJ 08540

Initials, Date:

NA

Radioisotope (circle):

¹⁴C

³H

³⁵S

Reporting Period:

/

SURVEY RECORD

Sample No.	Date	Description	INS No.	Area (cm ²)	DPM	DPM/cm ²	Action Required
	4/10/06	Wet Lab Section #10 Balance Room					
65		Balance table Right		1600	1.340	0.000	No
66		Balance table Left		1600	0.320	0.000	No
67		Balance table floor		1200	11.370	0.009	No
68		Analytical Material (AM) Door Handle		100	0.800	0.008	No
69		AM Shelf #1		200	0.750	0.004	No
70		AM Shelf #2		100	0.000	0.000	No
71		AM Shelf #3		200	1.180	0.006	No
72		AM Shelf #4		200	0.600	0.003	No
73		AM Container #1		100	0.000	0.000	No
74		AM Container #2		100	1.070	0.011	No
75		AM Container #3		100	0.640	0.006	No
76		AM Container #4		100	0.000	0.000	No
77		AM Cabinet Floor		800	2.710	0.003	No
78		Wall Cabinet		1600	31.350	0.020	No
79		Light Switch		100	0.000	0.000	No

All storage areas have been sampled and surface contamination levels are less than 200DPM/100cm².

Approval by
RSO

NA
4/28/06

SURFACE CONTAMINATION SURVEYS
DECOMMISSION SURVEY OF SFBCTAYLOR FACILITY
107 COLLEGE ROAD EAST PRINCETON, NJ 08540

Initials, Date:

NA

Radioisotope (circle):

¹⁴C

³H

³⁵S

Reporting Period:

/

SURVEY RECORD

Sample No.	Date	Description	INS No.	Area (cm ²)	DPM	DPM/cm ²	Action Required
	4/10/06	Wet Lab Section #11 Freezer Room					
80		Freezer#3 Door Handle		100	1.070	0.011	No
81		Control Panel		200	0.000	0.000	No
82		Floor		800	0.000	0.000	No
83		Freezer#4 Door Handle		100	1.610	0.016	No
84		Control Panel		200	0.000	0.000	No
85		Floor		800	0.000	0.000	No
86		Freezer#7 Door Handle		100	0.050	0.001	No
87		Control Panel		200	0.000	0.000	No
88		Floor		800	0.000	0.000	No
89		Freezer#10 Door Handle		100	0.270	0.003	No
90		Control Panel		200	0.000	0.000	No
91		Floor		800	0.000	0.000	No
92		Freezer#12 Door Handle		100	0.000	0.000	No
93		Control Panel		200	2.410	0.012	No
94		Floor		800	0.000	0.000	No
95		Freezer#23 Door Handle		100	0.000	0.000	No
96		Control Panel		200	0.000	0.000	No
97		Floor		800	0.000	0.000	No
98		Freezer#13 Door Handle		100	0.210	0.002	No
99		Control Panel		200	0.000	0.000	No
100		Floor		800	0.000	0.000	No

Approval by
 RSO

4/28/06

All storage areas have been sampled and surface contamination levels are less than 200DPM/100cm².

SURFACE CONTAMINATION SURVEYS
DECOMMISSION SURVEY OF SFBCTAYLOR FACILITY
107 COLLEGE ROAD EAST PRINCETON, NJ 08540

Initials, Date:

NA

Radioisotope (circle):

14C

³H

³⁵S

Reporting Period:

1

SURVEY RECORD

Sample No.	Date	Description	INS No.	Area (cm ²)	DPM	DPM/cm ²	Action Required
	4/10/06	Wet Lab Section #11 Freezer Room					
101		Freezer#14 Door Handle		100	0.800	0.008	No
102		Control Panel		200	0.000	0.000	No
103		Floor		800	1.960	0.002	No
104		Freezer#21 Door Handle		100	0.000	0.000	No
105		Control Panel		200	0.000	0.000	No
106		Floor		800	0.000	0.000	No
107		Refridgerator#2 Door Handle		100	0.000	0.000	No
108		Floor		800	0.000	0.000	No
109		Computer Benchtop		1600	3.260	0.002	No
110		Benchtop Floor		800	0.330	0.000	No
111		Hood Surface Left		1200	0.000	0.000	No
112		Hood Surface Right		1200	0.830	0.001	No
113		Hood Left Floor		300	0.000	0.000	No
114		Hood Center Floor		400	0.000	0.000	No
115		Hood Right Floor		300	0.000	0.000	No
116		Floor Right of Hood		400	0.000	0.000	No
117		Light Switch #1		50	0.000	0.000	No
118		Light Switch #2		50	0.000	0.000	No
119		Door Handle		100	2.300	0.023	No

All storage areas have been sampled and surface contamination levels are less than 200DPM/100cm².

Approval by
RSO

NA
4/28/06

SURFACE CONTAMINATION SURVEYS
DECOMMISSION SURVEY OF SFBCTAYLOR FACILITY
107 COLLEGE ROAD EAST PRINCETON, NJ 08540

Initials, Date:

NA

Radioisotope (circle):

^{14}C

^3H

^{35}S

Reporting Period:

/

SURVEY RECORD

Sample No.	Date	Description	INS No.	Area (cm ²)	DPM	DPM/cm ²	Action Required
	4/10/06	Wet Lab Section #12 Lab Entry					
120		Door Handle #1		100	0.000	0.000	No
121		Door Handle #2		100	1.600	0.016	No
122		Entrance Floor Right		800	0.000	0.000	No
123		Floor Entrance Left		800	0.000	0.000	No
124		Thermostat		50	1.280	0.026	No
125		Light Switch		50	0.000	0.000	No
126		Floor Between Sections #11 and #12		800	0.110	0.000	No
		Wet Lab Section #13 Waste Storage					
127		Entrance Door Handle		100	0.270	0.003	No
128		Entrance Floor Right		800	1.050	0.001	No
129		Light Switch		50	0.000	0.000	No
130		Thermostat		50	0.000	0.000	No
131		Waste Cabinet Door Handle		100	0.000	0.000	No
132		Cabinet Floor		800	0.000	0.000	No
133		Drum Funnel Lid		200	0.000	0.000	No
134		Waste Drum Lid		200	0.000	0.000	No
135		Radioactive Container #1		200	0.000	0.000	No
136		Radioactive Container #2		200	0.000	0.000	No
137		Radioactive Container Tray		200	0.000	0.000	No

All storage areas have been sampled and surface contamination levels are less than 200DPM/100cm².

Approval by
RSO

RPW
4/24/06

[illegible]

SURFACE CONTAMINATION SURVEYS
DECOMMISSION SURVEY OF SFBCTAYLOR FACILITY
107 COLLEGE ROAD EAST PRINCETON, NJ 08540

Initials, Date: NA Radioisotope (circle): ¹⁴C ³H ³⁵S
 Reporting Period: /

SURVEY RECORD

Sample No.	Date	Description	INS No.	Area (cm ²)	DPM	DPM/cm ²	Action Required
		Wet Lab Section #14 Sample Log-in					
148		Benchtop Right		1600	0.000	0.000	No
149		Benchtop Left		1600	0.000	0.000	No
150		Right Bench Floor		800	0.000	0.000	No
151		Center Bench Floor		800	0.000	0.000	No
152		Left Bench Floor		800	0.000	0.000	No
153		Computer Stand Surface		800	0.000	0.000	No
154		Computer Stand Floor		400	0.000	0.000	No
155		Cabinet Surface		800	0.330	0.000	No
156		Cabinet Floor Surface		800	0.000	0.000	No
157		File Cabinet Surface		400	1.080	0.003	No
158		File Cabinet Floor		700	0.000	0.000	No
159		Waste Container Surface		300	3.240	0.011	No
160		Waste Container Floor		200	0.000	0.000	No
161		Freezer #9 Panel		100	0.000	0.000	No
162		Freezer #9 Floor		1600	0.000	0.000	No
163		Freezer #9 Door Handle		100	0.000	0.000	No
164		Refrigerator #1 Door Handle		100	0.000	0.000	No
165		Refrigerator #1 Floor		1200	0.000	0.000	No
166		Freezer #6 Door Handle		100	0.860	0.009	No
167		Freezer #6 Floor		800	0.000	0.000	No
168		Floor Left Of #6		1200	0.000	0.000	No

All storage areas have been sampled and surface contamination levels are less than 200DPM/100cm².
 Approval by RSO RPJ
4/28/06

SURFACE CONTAMINATION SURVEYS
DECOMMISSION SURVEY OF SFBCTAYLOR FACILITY
107 COLLEGE ROAD EAST PRINCETON, NJ 08540

Initials, Date: WA

Radioisotope (circle): ☒ ¹⁴C ☐ ³H ☐ ³⁵S

Reporting Period: 1

SURVEY RECORD

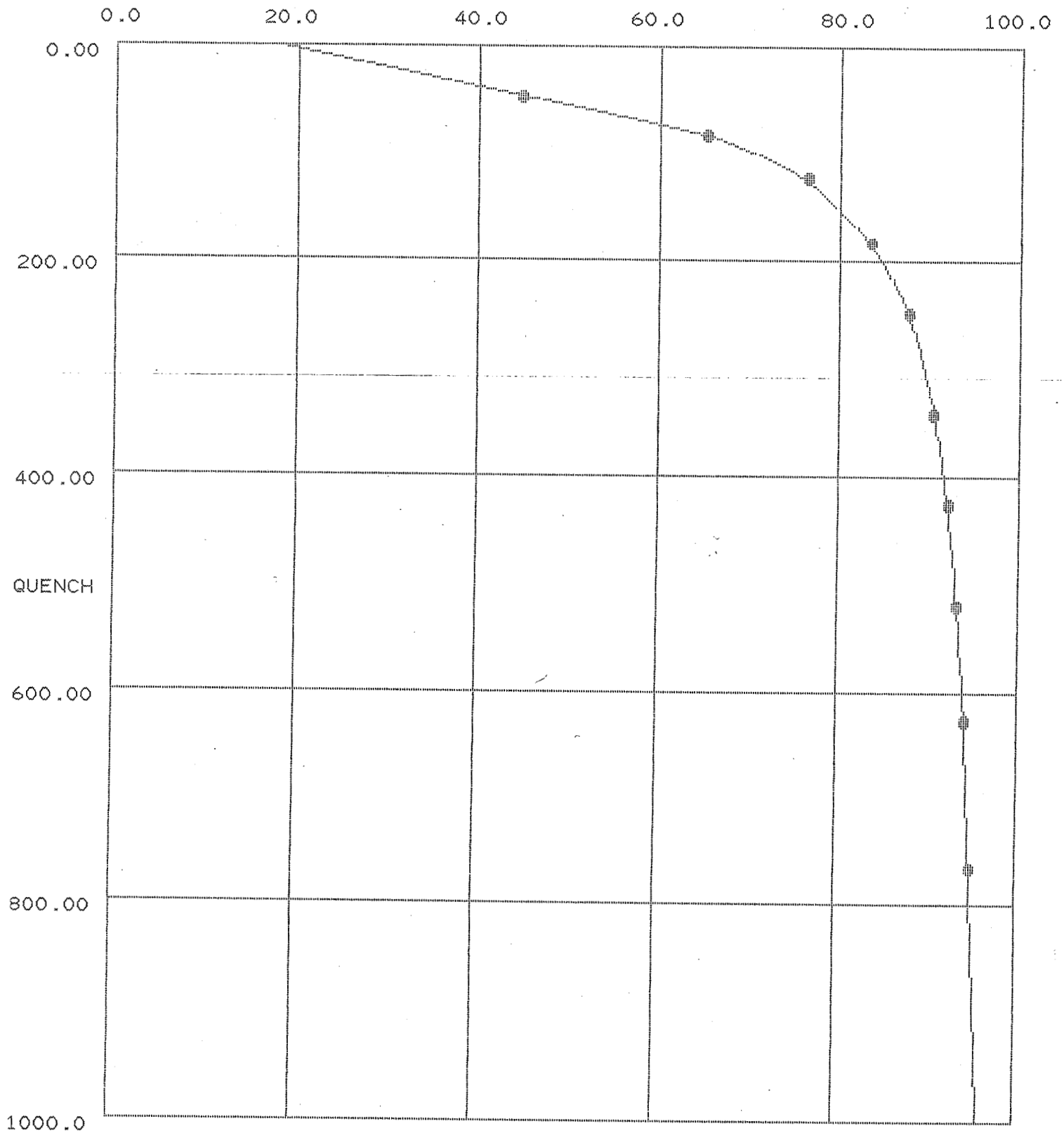
Sample No.	Date	Description	INS No.	Area (cm ²)	DPM	DPM/cm ²	Action Required
		Wet Lab Section #5 Contamination Isolation Right Floor Section					
169		Tile #1		900	0.000	0.000	No
170		2		900	2.080	0.002	No
171		3		900	1.190	0.001	No
172		4		900	0.110	0.000	No
173		5		900	0.000	0.000	No
174		6		900	0.000	0.000	No
175		7		900	0.000	0.000	No
176		8		900	0.920	0.001	No
177		9		900	0.000	0.000	No
178		10		900	0.000	0.000	No
179		11		900	0.000	0.000	No
180		12		900	0.000	0.000	No
181		13		900	0.330	0.000	No
182		14		900	11.050	0.012	No
183		15		900	0.930	0.001	No
184		16		900	0.000	0.000	No
185		17		900	0.320	0.000	No
186		18		900	0.800	0.001	No
187		19		900	1.610	0.002	No
188		20		900	0.000	0.000	No
189		21		900	0.000	0.000	No
All storage areas have been sampled and surface contamination levels are less than 200DPM/100cm ² .						Approval by RSO	<i>RHW</i> <i>4/28/06</i>

[illegible]

Protocol #: 2 Name: SWIPE SURVEY C14 10-Apr-2006 17:54
 Region A: LL-UL= 0.0-156. Lcr= 0 Bkg= 0.00 %2 Sigma=0.00
 Region B: LL-UL= 4.0-156. Lcr= 0 Bkg= 0.00 %2 Sigma=0.00
 Region C: LL-UL= 0.0- 0.0 Lcr= 0 Bkg= 0.00 %2 Sigma=0.00
 Time = 20.00 QIP = tSIE ES Terminator = Count
 Conventional DPM
 Nuclide 1 = 139500
 Data/Application Drive & Path = C:\DATA
 Save Data Filename = ksd.177

S#	TIME	CPMA	DPM1	tSIE	%EFF	A:2S%	FLAG	TOD
1	20.00	29.40		639.	0.0	8.25	B 10-Apr-2006 17:	
2	20.00	132551.		765.	0.0	0.12	L 10-Apr-2006 18:	
3	20.00	131609.		627.	0.0	0.12	L 10-Apr-2006 18:	
4	20.00	130333.		523.	0.0	0.12	L 10-Apr-2006 18:	
5	20.00	128798.		426.	0.0	0.12	L 10-Apr-2006 19:	
6	20.00	126578.		342.	0.0	0.13	L 10-Apr-2006 19:	
7	20.00	122554.		250.	0.0	0.13	L 10-Apr-2006 20:	
8	20.00	116641.		183.	0.0	0.13	L 10-Apr-2006 20:	
9	20.00	106881.		124.	0.0	0.14	L 10-Apr-2006 20:	
10	20.00	91174.4		81.5	0.0	0.15	L 10-Apr-2006 21:	
11	20.00	62490.9		46.2	0.0	0.18	L 10-Apr-2006 21:	

% EFFICIENCY



QUENCH	ELA
46.15	44.80
183.17	83.61
426.09	92.33
764.81	95.02

QUENCH	ELA
81.47	65.36
249.68	87.85
522.61	93.43

QUENCH	ELA
124.43	76.62
342.17	90.74
626.97	94.34

S#	TIME	CPMA	DPM1	tSIE	%EFF	A:2S%	FLAG	TOD
(1 missing vial)								
13	20.00	0.00	0.00	433.	0.0	0.00		10-Apr-2006 21:
14	20.00	0.00	0.00	358.	0.0	0.00		10-Apr-2006 22:
15	20.00	0.00	0.00	442.	0.0	0.00		10-Apr-2006 22:
16	20.00	1.85	2.02	384.	91.6	188.3		10-Apr-2006 22:
17	20.00	0.00	0.00	397.	0.0	0.00		10-Apr-2006 23:
18	20.00	0.55	0.60	365.	91.3	626.4		10-Apr-2006 23:
19	20.00	0.00	0.00	374.	0.0	*****		10-Apr-2006 23:
20	20.00	1.45	1.58	381.	91.6	239.4		11-Apr-2006 00:
21	20.00	12.65	15.01	191.	84.3	29.88		11-Apr-2006 00:
22	20.00	0.00	0.00	231.	0.0	0.00		11-Apr-2006 00:
23	20.00	0.00	0.00	416.	0.0	0.00		11-Apr-2006 01:
24	20.00	0.00	0.00	350.	0.0	0.00		11-Apr-2006 01:
25	20.00	0.00	0.00	287.	0.0	0.00		11-Apr-2006 01:
26	20.00	0.00	0.00	321.	0.0	0.00		11-Apr-2006 02:
27	20.00	0.35	0.38	434.	92.4	982.7		11-Apr-2006 02:
28	20.00	0.00	0.00	333.	0.0	0.00		11-Apr-2006 03:
29	20.00	0.00	0.00	332.	0.0	0.00		11-Apr-2006 03:
30	20.00	0.00	0.00	398.	0.0	0.00		11-Apr-2006 03:
31	20.00	0.00	0.00	348.	0.0	0.00		11-Apr-2006 04:
32	20.00	0.40	0.44	378.	91.5	860.2		11-Apr-2006 04:
33	20.00	0.00	0.00	386.	0.0	0.00		11-Apr-2006 04:
34	20.00	0.00	0.00	423.	0.0	0.00		11-Apr-2006 05:
35	20.00	0.00	0.00	277.	0.0	0.00		11-Apr-2006 05:
36	20.00	1.20	1.35	282.	89.1	288.7		11-Apr-2006 05:
37	20.00	0.00	0.00	316.	0.0	0.00		11-Apr-2006 06:
38	20.00	0.00	0.00	476.	0.0	0.00		11-Apr-2006 06:
39	20.00	0.00	0.00	267.	0.0	0.00		11-Apr-2006 06:
40	20.00	471821.	515846.	376.	91.5	0.07		11-Apr-2006 07:
41	20.00	0.00	0.00	283.	0.0	0.00		11-Apr-2006 08:
42	20.00	0.00	0.00	324.	0.0	0.00		11-Apr-2006 08:
43	20.00	0.00	0.00	380.	0.0	0.00		11-Apr-2006 08:
44	20.00	0.00	0.00	318.	0.0	0.00		11-Apr-2006 09:
45	20.00	0.40	0.45	289.	89.3	860.2		11-Apr-2006 09:
46	20.00	0.00	0.00	304.	0.0	0.00		11-Apr-2006 09:
47	20.00	1.10	1.19	418.	92.2	314.7		11-Apr-2006 10:
48	20.00	0.00	0.00	426.	0.0	0.00		11-Apr-2006 10:
49	20.00	0.00	0.00	400.	0.0	0.00		11-Apr-2006 10:
50	20.00	0.00	0.00	393.	0.0	0.00		11-Apr-2006 11:
51	20.00	0.00	0.00	339.	0.0	0.00		11-Apr-2006 11:
52	20.00	1.30	1.44	335.	90.6	266.7		11-Apr-2006 11:
53	20.00	0.00	0.00	297.	0.0	0.00		11-Apr-2006 12:
54	20.00	0.00	0.00	192.	0.0	0.00		11-Apr-2006 12:
55	20.00	0.00	0.00	253.	0.0	0.00		11-Apr-2006 12:
56	20.00	0.00	0.00	295.	0.0	0.00		11-Apr-2006 13:
57	20.00	0.00	0.00	303.	0.0	0.00		11-Apr-2006 13:
58	20.00	10.60	11.88	286.	89.2	35.15		11-Apr-2006 13:
59	20.00	0.00	0.00	413.	0.0	0.00		11-Apr-2006 14:
60	20.00	2.70	2.98	341.	90.7	129.9		11-Apr-2006 14:
61	20.00	0.30	0.33	380.	91.5	1146.		11-Apr-2006 15:
62	20.00	0.00	0.00	394.	0.0	0.00		11-Apr-2006 15:
63	20.00	0.00	0.00	528.	0.0	0.00		11-Apr-2006 15:
64	20.00	0.00.	0.00	491.	0.0	0.00		11-Apr-2006 16:
65	20.00	1.25	1.34	541.	93.6	277.2		11-Apr-2006 16:
66	20.00	0.30	0.32	473.	92.9	1146.		11-Apr-2006 16:
67	20.00	10.30	11.37	337.	90.6	36.09		11-Apr-2006 17:

S#	TIME	CPMA	DPM1	tSIE	%EFF	A:2S%	FLAG	TOD
68	20.00	0.75	0.80	536.	93.6	460.1	11-Apr-2006	17:
69	20.00	0.70	0.75	486.	93.1	492.8	11-Apr-2006	17:
70	20.00	0.00	0.00	460.	0.0	0.00	11-Apr-2006	18:
71	20.00	1.10	1.18	473.	92.9	314.7	11-Apr-2006	18:
72	20.00	0.55	0.60	386.	91.7	626.4	11-Apr-2006	18:
73	20.00	0.00	0.00	526.	0.0	0.00	11-Apr-2006	19:
74	20.00	1.00	1.07	522.	93.4	345.8	11-Apr-2006	19:
75	20.00	0.60	0.64	500.	93.2	574.5	11-Apr-2006	19:
76	20.00	0.00	0.00	502.	0.0	0.00	11-Apr-2006	20:
77	20.00	2.45	2.71	328.	90.4	142.9	11-Apr-2006	20:
78	20.00	28.15	31.35	305.	89.8	14.81	11-Apr-2006	20:
79	20.00	0.00	0.00	440.	0.0	0.00	11-Apr-2006	21:
80	20.00	1.00	1.07	525.	93.5	345.8	11-Apr-2006	21:
81	20.00	0.00	0.00	494.	0.0	0.00	11-Apr-2006	21:
82	20.00	0.00	0.00	273.	0.0	0.00	11-Apr-2006	22:
83	20.00	1.50	1.61	518.	93.4	231.5	11-Apr-2006	22:
84	20.00	0.00	0.00	535.	0.0	0.00	11-Apr-2006	23:
85	20.00	0.00	0.00	277.	0.0	0.00	11-Apr-2006	23:
86	20.00	0.05	0.05	518.	93.4	6861.	11-Apr-2006	23:
87	20.00	0.00	0.00	485.	0.0	0.00	12-Apr-2006	00:
88	20.00	0.00	0.00	298.	0.0	0.00	12-Apr-2006	00:
89	20.00	0.25	0.27	470.	92.9	1375.	12-Apr-2006	00:
90	20.00	0.00	0.00	504.	0.0	0.00	12-Apr-2006	01:
91	20.00	0.00	0.00	264.	0.0	0.00	12-Apr-2006	01:
92	20.00	0.00	0.00	513.	0.0	0.00	12-Apr-2006	01:
93	20.00	2.25	2.41	514.	93.4	155.3	12-Apr-2006	02:
94	20.00	0.00	0.00	282.	0.0	0.00	12-Apr-2006	02:
95	20.00	0.00	0.00	522.	0.0	0.00	12-Apr-2006	02:
96	20.00	0.00	0.00	548.	0.0	0.00	12-Apr-2006	03:
97	20.00	0.00	0.00	375.	0.0	0.00	12-Apr-2006	03:
98	20.00	0.20	0.21	552.	93.7	1718.	12-Apr-2006	03:
99	20.00	0.00	0.00	555.	0.0	*****	12-Apr-2006	04:
100	20.00	0.00	0.00	353.	0.0	0.00	12-Apr-2006	04:
101	20.00	0.75	0.80	517.	93.4	460.1	12-Apr-2006	04:
102	20.00	0.00	0.00	545.	0.0	0.00	12-Apr-2006	05:
103	20.00	1.75	1.96	289.	89.3	198.9	12-Apr-2006	05:
104	20.00	0.00	0.00	515.	0.0	0.00	12-Apr-2006	05:
105	20.00	0.00	0.00	518.	0.0	0.00	12-Apr-2006	06:
106	20.00	0.00	0.00	308.	0.0	0.00	12-Apr-2006	06:
107	20.00	0.00	0.00	519.	0.0	0.00	12-Apr-2006	06:
108	20.00	0.00	0.00	344.	0.0	0.00	12-Apr-2006	07:
109	20.00	3.00	3.26	407.	92.0	117.2	12-Apr-2006	07:
110	20.00	0.30	0.33	364.	91.2	1146.	12-Apr-2006	08:
111	20.00	0.00	0.00	372.	0.0	0.00	12-Apr-2006	08:
112	20.00	0.75	0.83	321.	90.3	460.1	12-Apr-2006	08:
113	20.00	0.00	0.00	397.	0.0	0.00	12-Apr-2006	09:
114	20.00	0.00	0.00	393.	0.0	0.00	12-Apr-2006	09:
115	20.00	0.00	0.00	343.	0.0	0.00	12-Apr-2006	09:
116	20.00	0.00	0.00	369.	0.0	0.00	12-Apr-2006	10:
117	20.00	0.00	0.00	498.	0.0	0.00	12-Apr-2006	10:
118	20.00	0.00	0.00	471.	0.0	0.00	12-Apr-2006	10:
119	20.00	2.15	2.30	532.	93.5	162.4	12-Apr-2006	11:
120	20.00	0.00	0.00	521.	0.0	0.00	12-Apr-2006	11:
121	20.00	1.50	1.60	533.	93.5	231.5	12-Apr-2006	11:
122	20.00	0.00	0.00	444.	0.0	0.00	12-Apr-2006	12:
123	20.00	0.00	0.00	324.	0.0	0.00	12-Apr-2006	12:

S#	TIME	CPMA	DPM1	tSIE	%EFF	A:2S%	FLAG	TOD
124	20.00	1.20	1.28	529.	93.5	288.7		12-Apr-2006 12:
125	20.00	0.00	0.00	474.	0.0	0.00		12-Apr-2006 13:
126	20.00	0.10	0.11	378.	91.5	3432.		12-Apr-2006 13:
127	20.00	0.25	0.27	538.	93.6	1375.		12-Apr-2006 13:
128	20.00	0.95	1.05	343.	90.8	363.9		12-Apr-2006 14:
129	20.00	0.00	0.00	494.	0.0	0.00		12-Apr-2006 14:
130	20.00	0.00	0.00	486.	0.0	0.00		12-Apr-2006 14:
131	20.00	0.00	0.00	385.	0.0	0.00		12-Apr-2006 15:
132	20.00	0.00	0.00	262.	0.0	0.00		12-Apr-2006 15:
133	20.00	0.00	0.00	228.	0.0	0.00		12-Apr-2006 16:
134	20.00	0.00	0.00	194.	0.0	0.00		12-Apr-2006 16:
135	20.00	0.00	0.00	449.	0.0	0.00		12-Apr-2006 16:
136	20.00	0.00	0.00	467.	0.0	0.00		12-Apr-2006 17:
137	20.00	0.00	0.00	324.	0.0	0.00		12-Apr-2006 17:
138	20.00	0.00	0.00	310.	0.0	0.00		12-Apr-2006 17:
139	20.00	2.05	2.21	476.	93.0	170.2		12-Apr-2006 18:
140	20.00	0.00	0.00	327.	0.0	0.00		12-Apr-2006 18:
141	20.00	0.55	0.60	430.	92.4	626.4		12-Apr-2006 18:
142	20.00	0.00	0.00	300.	0.0	0.00		12-Apr-2006 19:
143	20.00	2.15	2.30	511.	93.3	162.4		12-Apr-2006 19:
144	20.00	0.05	0.05	356.	91.1	6861.		12-Apr-2006 19:
145	20.00	0.00	0.00	295.	0.0	0.00		12-Apr-2006 20:
146	20.00	0.00	0.00	198.	0.0	0.00		12-Apr-2006 20:
147	20.00	0.00	0.00	150.	0.0	0.00		12-Apr-2006 20:
148	20.00	0.00	0.00	315.	0.0	0.00		12-Apr-2006 21:
149	20.00	0.00	0.00	333.	0.0	0.00		12-Apr-2006 21:
150	20.00	0.00	0.00	420.	0.0	0.00		12-Apr-2006 21:
151	20.00	0.00	0.00	465.	0.0	0.00		12-Apr-2006 22:
152	20.00	0.00	0.00	447.	0.0	0.00		12-Apr-2006 22:
153	20.00	0.00	0.00	531.	0.0	0.00		12-Apr-2006 22:
154	20.00	0.00	0.00	417.	0.0	0.00		12-Apr-2006 23:
155	20.00	0.30	0.33	409.	92.1	1146.		12-Apr-2006 23:
156	20.00	0.00	0.00	441.	0.0	0.00		13-Apr-2006 00:
157	20.00	1.00	1.08	428.	92.4	345.8		13-Apr-2006 00:
158	20.00	0.00	0.00	411.	0.0	0.00		13-Apr-2006 00:
159	20.00	3.00	3.24	444.	92.6	117.2		13-Apr-2006 01:
160	20.00	0.00	0.00	378.	0.0	0.00		13-Apr-2006 01:
161	20.00	0.00	0.00	538.	0.0	0.00		13-Apr-2006 01:
162	20.00	0.00	0.00	382.	0.0	0.00		13-Apr-2006 02:
163	20.00	0.00	0.00	543.	0.0	0.00		13-Apr-2006 02:
164	20.00	0.00	0.00	528.	0.0	0.00		13-Apr-2006 02:
165	20.00	0.00	0.00	417.	0.0	0.00		13-Apr-2006 03:
166	20.00	0.80	0.86	516.	93.4	431.6		13-Apr-2006 03:
167	20.00	0.00	0.00	329.	0.0	0.00		13-Apr-2006 03:
168	20.00	0.00	0.00	399.	0.0	0.00		13-Apr-2006 04:
169	20.00	0.00	0.00	267.	0.0	0.00		13-Apr-2006 04:
170	20.00	1.90	2.08	380.	91.5	183.4		13-Apr-2006 04:
171	20.00	1.10	1.19	458.	92.7	314.7		13-Apr-2006 05:
172	20.00	0.10	0.11	438.	92.5	3432.		13-Apr-2006 05:
173	20.00	0.00	0.00	422.	0.0	0.00		13-Apr-2006 05:
174	20.00	0.00	0.00	394.	0.0	0.00		13-Apr-2006 06:
175	20.00	0.00	0.00	413.	0.0	0.00		13-Apr-2006 06:
176	20.00	0.85	0.92	425.	92.3	406.4		13-Apr-2006 06:
177	20.00	0.00	0.00	439.	0.0	0.00		13-Apr-2006 07:
178	20.00	0.00	0.00	398.	0.0	0.00		13-Apr-2006 07:
179	20.00	0.00	0.00	466.	0.0	0.00		13-Apr-2006 08:

S#	TIME	CPMA	DPM1	tSIE	%EFF	A:2S%	FLAG	TOD
180	20.00	0.00	0.00	451.	0.0	0.00	13-Apr-2006	08:
181	20.00	0.30	0.33	417.	92.2	1146.	13-Apr-2006	08:
182	20.00	11.05	12.00	409.	92.1	33.82	13-Apr-2006	09:
183	20.00	0.85	0.93	367.	91.3	406.4	13-Apr-2006	09:
184	20.00	0.00	0.00	370.	0.0	0.00	13-Apr-2006	09:
185	20.00	0.30	0.32	465.	92.8	1146.	13-Apr-2006	10:
186	20.00	0.75	0.80	510.	93.3	460.1	13-Apr-2006	10:
187	20.00	1.50	1.61	474.	92.9	231.5	13-Apr-2006	10:
188	20.00	0.00	0.00	483.	0.0	0.00	13-Apr-2006	11:
189	20.00	0.00	0.00	445.	0.0	0.00	13-Apr-2006	11:
190	20.00	0.00	0.00	449.	0.0	0.00	13-Apr-2006	11:
191	20.00	2.00	2.16	445.	92.6	174.4	13-Apr-2006	12:
192	20.00	0.00	0.00	484.	0.0	0.00	13-Apr-2006	12:

SURFACE CONTAMINATION SURVEYS
DECOMMISSION SURVEY OF SFBCTAYLOR FACILITY
107 COLLEGE ROAD EAST PRINCETON, NJ 08540

Initials, Date:	<u>AVA</u>	Radioisotope (circle):	¹⁴ C	<u>(³H)</u>	³⁵ S
Reporting Period:	<u>1</u>				

SURVEY RECORD

Sample No.	Date	Description	INS No.	Area (cm ²)	DPM	DPM/cm ²	Action Required
	4/10/06	Area_1 Section #1					
13		Right Sink		400	53.550	0.134	No
14		Left Sink		400	75.230	0.188	No
15		Right Benchtop		1600	56.550	0.035	No
16		Left Benchtop		1600	64.670	0.040	No
17		Left floor Sink		400	62.570	0.156	No
18		Right Floor Sink		400	70.250	0.176	No
19		Right Cabinet Floor		1600	64.860	0.041	No
20		Left Cabinet Floor		1600	67.390	0.042	No
	4/10/06	Area_1 Section #2					
21		Right Corner Benchtop		1600	308.940	0.193	No
22		Left Corner Benchtop		1600	130.930	0.082	No
23		Right Benchtop		1500	59.160	0.039	No
24		Left Benchtop		1600	73.400	0.046	No
25		Right Cabinet Floor		800	98.240	0.123	No
26		Left Cabinet Floor		800	85.980	0.107	No
All storage areas have been sampled and surface contamination levels are less than 200DPM/100cm ² .							<i>AVA</i> 4/28/06

SURFACE CONTAMINATION SURVEYS
DECOMMISSION SURVEY OF SFBCTAYLOR FACILITY
107 COLLEGE ROAD EAST PRINCETON, NJ 08540

Initials, Date:	<u>NA</u>	Radioisotope (circle):	¹⁴ C	³ H	³⁵ S
Reporting Period:	<u> </u>				

SURVEY RECORD

Sample No.	Date	Description	INS No.	Area (cm ²)	DPM	DPM/cm ²	Action Required
	4/10/06	Wet Lab Section #3					
27		Right Benchtop a		1500	60.88	0.04	No
28		Right Benchtop b		1600	70.89	0.04	No
29		Left Benchtop a		1600	79.41	0.05	No
30		Left Benchtop b		1600	62.73	0.04	No
31		Right Bench Floor		800	76.67	0.10	No
32		Left Bench Floor		800	77.64	0.10	No
		Wet Lab Section #4					
33		Right Benchtop		1600	63.30	0.04	No
34		Left Benchtop		1600	58.83	0.04	No
35		Right Cabinet Floor		800	93.46	0.12	No
36		Center Cabinet Floor		800	115.70	0.14	No
37		Left Cabinet Floor		800	86.55	0.11	No
All storage areas have been sampled and surface contamination levels are less than 200DPM/100cm ² .						Approval by RSO	<i>[Signature]</i> 4/28/06

SURFACE CONTAMINATION SURVEYS
DECOMMISSION SURVEY OF SFBCTAYLOR FACILITY
107 COLLEGE ROAD EAST PRINCETON, NJ 08540

Initials, Date: NA Radioisotope (circle): ^{14}C ^3H ^{35}S

Reporting Period:

SURVEY RECORD

Sample No.	Date	Description	INS No.	Area (cm ²)	DPM	DPM/cm ²	Action Required
	4/10/06	Wet Lab Section #5					
38		Right Benchtop		1600	59.300	0.037	No
39		Left Benchtop		1600	112.310	0.070	No
40		Right Cabinet Floor		800	3241.270	4.052	No
41		Center Cabinet Floor		800	82.150	0.103	No
42		Left Cabinet Floor		800	76.110	0.095	No
		Wet Lab Section #6					
43		Right Benchtop		1600	66.190	0.041	No
44		Left Benchtop		1600	74.120	0.046	No
45		Right Cabinet Floor		800	89.360	0.112	No
46		Center Cabinet Floor		800	80.830	0.101	No
47		Left Cabinet Floor		800	67.960	0.085	No
		Wet Lab Section #7					
48		Right Benchtop		1600	56.830	0.036	No
49		Left Benchtop		1600	67.950	0.042	No
50		Right Cabinet Floor		800	54.670	0.068	No
51		Center Cabinet Floor		800	76.740	0.096	No
52		Left Cabinet Floor		800	88.010	0.110	No

All storage areas have been sampled and surface contamination levels are less than 200DPM/100cm².

Approval by RSO: RPW
4/27/06

SURFACE CONTAMINATION SURVEYS
DECOMMISSION SURVEY OF SFBCTAYLOR FACILITY
107 COLLEGE ROAD EAST PRINCETON, NJ 08540

Initials, Date:

NA

Radioisotope (circle): ^{14}C ^3H ^{35}S

Reporting Period:

1

SURVEY RECORD

Sample No.	Date	Description	INS No.	Area (cm ²)	DPM	DPM/cm ²	Action Required
	4/10/06	Wet Lab Section #8					
53		Right Benchtop		1600	89.320	0.056	No
54		Left Benchtop		1600	205.090	0.128	No
55		Right Cabinet Floor		800	105.760	0.132	No
56		Left Cabinet Floor		800	84.140	0.105	No
		Wet Lab Section #9					
57		Right Hood Benchtop		2000	85.540	0.043	No
58		Right Hood Grille		800	97.570	0.122	No
59		Left Hood Benchtop		2000	61.800	0.031	No
60		Left Hood Grille		800	78.090	0.098	No
61		Right Floor		800	59.970	0.075	No
62		Left Floor		800	64.360	0.080	No
63		Light Switch		50	53.770	1.075	No
64		Gas Control Knobs		200	57.870	0.289	No
All storage areas have been sampled and surface contamination levels are less than 200DPM/100cm ² .						Approval by RSO	<i>RPD</i> <i>4/28/06</i>

SURFACE CONTAMINATION SURVEYS
DECOMMISSION SURVEY OF SFBCTAYLOR FACILITY
107 COLLEGE ROAD EAST PRINCETON, NJ 08540

Initials, Date:	<u>NA</u>	Radioisotope (circle):	^{14}C	^3H	^{35}S
Reporting Period:	<u>1</u>				

SURVEY RECORD

Sample No.	Date	Description	INS No.	Area (cm ²)	DPM	DPM/cm ²	Action Required
	4/10/06	Wet Lab Section #10 Balance Room					
65		Balance table Right		1600	62.560	0.000	No
66		Balance table Left		1600	68.400	0.043	No
67		Balance table floor		1200	111.070	0.093	No
68		Analytical Material (AM) Door Handle		100	54.820	0.548	No
69		AM Shelf #1		200	58.580	0.293	No
70		AM Shelf #2		100	54.020	0.540	No
71		AM Shelf #3		200	48.200	0.241	No
72		AM Shelf #4		200	61.100	0.306	No
73		AM Container #1		100	58.670	0.587	No
74		AM Container #2		100	53.360	0.534	No
75		AM Container #3		100	62.340	0.623	No
76		AM Container #4		100	53.430	0.534	No
77		AM Cabinet Floor		800	90.460	0.113	No
78		Wall Cabinet		1600	243.930	0.152	No
79		Light Switch		100	62.530	0.625	No

All storage areas have been sampled and surface contamination levels are less than 200DPM/100cm ² .	Approval by RSO <i>[Signature]</i> 4/28/06
--	--

SURFACE CONTAMINATION SURVEYS
DECOMMISSION SURVEY OF SFBCTAYLOR FACILITY
107 COLLEGE ROAD EAST PRINCETON, NJ 08540

Initials, Date:	<u>NA</u>	Radioisotope (circle):	^{14}C	^3H	^{35}S
Reporting Period:	<u>/</u>				

SURVEY RECORD

Sample No.	Date	Description	INS No.	Area (cm ²)	DPM	DPM/cm ²	Action Required
	4/10/06	Wet Lab Section #11 Freezer Room					
80		Freezer#3 Door Handle		100	54.660	0.547	No
81		Control Panel		200	56.360	0.282	No
82		Floor		800	99.930	0.125	No
83		Freezer#4 Door Handle		100	53.890	0.539	No
84		Control Panel		200	49.710	0.249	No
85		Floor		800	93.880	0.117	No
86		Freezer#7 Door Handle		100	54.960	0.550	No
87		Control Panel		200	58.470	0.292	No
88		Floor		800	83.980	0.105	No
89		Freezer#10 Door Handle		100	52.310	0.523	No
90		Control Panel		200	58.660	0.293	No
91		Floor		800	92.450	0.116	No
92		Freezer#12 Door Handle		100	50.910	0.509	No
93		Control Panel		200	46.680	0.233	No
94		Floor		800	96.160	0.120	No
95		Freezer#23 Door Handle		100	53.070	0.531	No
96		Control Panel		200	51.150	0.256	No
97		Floor		800	72.570	0.091	No
98		Freezer#13 Door Handle		100	52.930	0.529	No
99		Control Panel		200	50.370	0.252	No
100		Floor		800	79.470	0.099	No

All storage areas have been sampled and surface contamination levels are less than 200DPM/100cm ² .	Approval by RSO <i>RPO</i> 4/28/06
--	--

SURFACE CONTAMINATION SURVEYS
DECOMMISSION SURVEY OF SFBCTAYLOR FACILITY
107 COLLEGE ROAD EAST PRINCETON, NJ 08540

Initials, Date:

N/A

Radioisotope (circle):

¹⁴C

³H

³⁵S

Reporting Period:

/

SURVEY RECORD

Sample No.	Date	Description	INS No.	Area (cm ²)	DPM	DPM/cm ²	Action Required
	4/10/06	Wet Lab Section #11 Freezer Room					
101		Freezer#14 Door Handle		100	50.770	0.508	No
102		Control Panel		200	55.730	0.279	No
103		Floor		800	83.430	0.104	No
104		Freezer#21 Door Handle		100	50.180	0.502	No
105		Control Panel		200	54.400	0.272	No
106		Floor		800	80.700	0.101	No
107		Refridgerator#2 Door Handle		100	48.840	0.488	No
108		Floor		800	72.980	0.091	No
109		Computer Benchtop		1600	59.320	0.037	No
110		Benchtop Floor		800	69.430	0.087	No
111		Hood Surface Left		1200	71.950	0.060	No
112		Hood Surface Right		1200	79.290	0.066	No
113		Hood Left Floor		300	57.030	0.190	No
114		Hood Center Floor		400	60.020	0.150	No
115		Hood Right Floor		300	72.190	0.241	No
116		Floor Right of Hood		400	64.030	0.160	No
117		Light Switch #1		50	55.100	1.102	No
118		Light Switch #2		50	53.230	1.065	No
119		Door Handle		100	52.940	0.529	No

Approval by
RSO

[Signature]
4/28/06

All storage areas have been sampled and surface contamination levels are less than 200DPM/100cm².

SURFACE CONTAMINATION SURVEYS
DECOMMISSION SURVEY OF SFBCTAYLOR FACILITY
107 COLLEGE ROAD EAST PRINCETON, NJ 08540

Initials, Date:

NA

Radioisotope (circle): ^{14}C ^3H ^{35}S

Reporting Period:

SURVEY RECORD

Sample No.	Date	Description	INS No.	Area (cm ²)	DPM	DPM/cm ²	Action Required
	4/10/06	Wet Lab Section #12 Lab Entry					
120		Door Handle #1		100	51.410	0.514	No
121		Door Handle #2		100	55.260	0.553	No
122		Entrance Floor Right		800	55.220	0.069	No
123		Floor Entrance Left		800	81.440	0.102	No
124		Thermostat		50	49.570	0.991	No
125		Light Switch		50	55.640	1.113	No
126		Floor Between Sections #11 and #12		800	63.970	0.080	No
		Wet Lab Section #13 Waste Storage					
127		Entrance Door Handle		100	56.790	0.568	No
128		Entrance Floor Right		800	79.780	0.100	No
129		Light Switch		50	57.120	1.142	No
130		Thermostat		50	58.470	1.169	No
131		Waste Cabinet Door Handle		100	62.910	0.629	No
132		Cabinet Floor		800	128.320	0.160	No
133		Drum Funnel Lid		200	171.510	0.858	No
134		Waste Drum Lid		200	197.890	0.989	No
135		Radioactive Container #1		200	61.250	0.306	No
136		Radioactive Container #2		200	58.320	0.292	No
137		Radioactive Container Tray		200	85.190	0.426	No

All storage areas have been sampled and surface contamination levels are less than 200DPM/100cm².

Approval by
RSO

DK
4/24/06

[illegible]

SURFACE CONTAMINATION SURVEYS
DECOMMISSION SURVEY OF SFBCTAYLOR FACILITY
107 COLLEGE ROAD EAST PRINCETON, NJ 08540

Initials, Date:	<u>NA</u>	Radioisotope (circle):	¹⁴ C	³ H	³⁵ S
Reporting Period:	<u>1</u>				

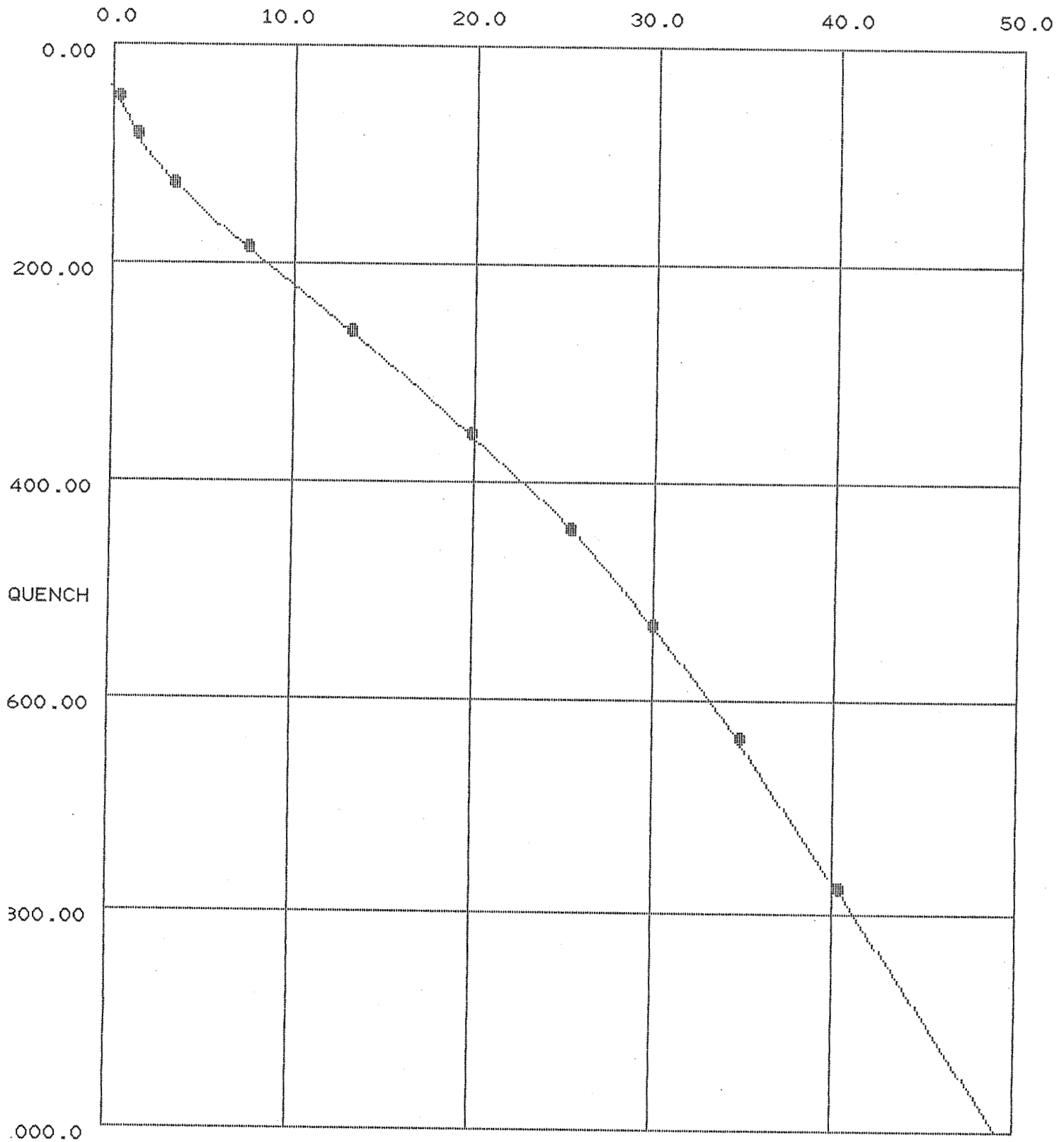
SURVEY RECORD

Sample No.	Date	Description	INS No.	Area (cm ²)	DPM	DPM/cm ²	Action Required
		Wet Lab Section #14 Sample Log-in					
148		Benchtop Right		1600	75.780	0.047	No
149		BenchtopLeft		1600	79.930	0.050	No
150		Right Bench Floor		800	60.300	0.075	No
151		Center Bench Floor		800	53.280	0.067	No
152		Left Bench Floor		800	55.340	0.069	No
153		Computer Stand Surface		800	52.410	0.066	No
154		Computer Stand Floor		400	60.590	0.151	No
155		Cabinet Surface		800	62.150	0.078	No
156		CabinetFloor Surface		800	66.310	0.083	No
157		File Cabinet Surface		400	62.340	0.156	No
158		File Cabinet Floor		700	63.140	0.090	No
159		Waste Contaner Surface		300	64.270	0.214	No
160		Waste Contaner Floor		200	59.870	0.299	No
161		Freezer #9 Panel		100	55.680	0.557	No
162		Freezer #9 Floor		1600	69.230	0.043	No
163		Freezer #9 Door Handle		100	53.430	0.534	No
164		Refridgerator #1 Door Handle		100	53.780	0.538	No
165		Refridgerator #1 Floor		1200	61.290	0.051	No
166		Freezer #6 Door Handle		100	62.560	0.626	No
167		Freezer #6 Floor		800	70.050	0.088	No
168		Floor Left Of #6		1200	67.590	0.056	No
All storage areas have been sampled and surface contamination levels are less than 200DPM/100cm ² .					Approval by RSO <u>4/28/06</u>		

Protocol #: 5 Name: SWIPE SURVEY H-3 14-Apr-2006 17:11
 Region A: LL-UL= 2.0-18.0 Lcr= 0 Bkg= 0.00 %2 Sigma=0.00
 Region B: LL-UL= 0.0-20.0 Lcr= 0 Bkg= 0.00 %2 Sigma=0.00
 Region C: LL-UL= 0.0- 0.0 Lcr= 0 Bkg= 0.00 %2 Sigma=0.00
 Time = 20.00 QIP = tSIE ES Terminator = Count
 Conventional DPM
 Nuclide 1 = 279500
 Data/Application Drive & Path = C:\DATA
 Save Data Filename = LDATA1.112

S#	TIME	CPMA	DPM1	tSIE	%EFF	B:2S%	FLAG	TOD
(1 missing vial)								
2	20.00	112981.		777.	0.0	0.12	L 14-Apr-2006 17:	
3	20.00	97573.0		637.	0.0	0.13	L 14-Apr-2006 17:	
4	20.00	84052.4		531.	0.0	0.14	L 14-Apr-2006 17:	
5	20.00	71170.4		442.	0.0	0.15	L 14-Apr-2006 18:	
6	20.00	55659.4		356.	0.0	0.16	L 14-Apr-2006 18:	
7	20.00	37157.2		262.	0.0	0.18	L 14-Apr-2006 18:	
8	20.00	21025.0		186.	0.0	0.22	L 14-Apr-2006 19:	
9	20.00	9522.40		126.	0.0	0.30	L 14-Apr-2006 19:	
10	20.00	3893.55		84.4	0.0	0.41	L 14-Apr-2006 19:	
11	20.00	905.00		47.0	0.0	0.71	L 14-Apr-2006 20:	

% EFFICIENCY



QUENCH	ELA
46.95	0.32
186.29	7.52
442.39	25.46
776.94	40.42

QUENCH	ELA
84.45	1.39
262.37	13.29
531.23	30.07

QUENCH	ELA
125.76	3.41
356.42	19.91
637.43	34.91

S#	TIME	CPMA	DPM1	tSIE	%EFF	B:2S%	FLAG	TOD
(1 missing vial)								
13	20.00	12.80	53.55	417.	23.9	10.54	14-Apr-2006	20:
14	20.00	14.65	75.23	350.	19.5	10.15	14-Apr-2006	21:
15	20.00	14.40	56.55	442.	25.5	10.60	14-Apr-2006	21:
16	20.00	14.05	64.67	383.	21.7	10.41	14-Apr-2006	21:
17	20.00	14.25	62.57	399.	22.8	10.56	14-Apr-2006	22:
18	20.00	14.70	70.25	371.	20.9	10.34	14-Apr-2006	22:
19	20.00	13.30	64.86	365.	20.5	10.50	14-Apr-2006	22:
20	20.00	14.60	67.39	382.	21.7	10.10	14-Apr-2006	23:
21	20.00	24.20	308.94	190.	7.8	8.19	14-Apr-2006	23:
22	20.00	15.15	130.93	239.	11.6	10.37	14-Apr-2006	23:
23	20.00	14.10	59.16	416.	23.8	10.36	15-Apr-2006	00:
24	20.00	15.20	73.40	368.	20.7	10.22	15-Apr-2006	00:
25	20.00	14.85	98.24	287.	15.1	10.09	15-Apr-2006	00:
26	20.00	15.45	85.98	328.	18.0	10.19	15-Apr-2006	01:
27	20.00	15.80	60.88	451.	26.0	10.08	15-Apr-2006	01:
28	20.00	13.30	70.89	339.	18.8	10.88	15-Apr-2006	01:
29	20.00	14.15	79.41	326.	17.8	10.34	15-Apr-2006	02:
30	20.00	14.20	62.73	397.	22.6	10.51	15-Apr-2006	02:
31	20.00	15.10	76.67	353.	19.7	10.37	15-Apr-2006	02:
32	20.00	15.90	77.64	365.	20.5	9.88	15-Apr-2006	03:
33	20.00	14.10	63.30	392.	22.3	10.43	15-Apr-2006	03:
34	20.00	14.70	58.83	435.	25.0	10.31	15-Apr-2006	03:
35	20.00	13.95	93.46	285.	14.9	10.37	15-Apr-2006	04:
36	20.00	16.95	115.70	281.	14.7	9.50	15-Apr-2006	04:
37	20.00	14.40	86.55	309.	16.6	10.51	15-Apr-2006	05:
38	20.00	16.50	59.30	486.	27.8	9.67	15-Apr-2006	05:
39	20.00	15.00	112.31	263.	13.4	10.51	15-Apr-2006	05:
40	20.00	640.40	3241.27	354.	19.8	0.65	15-Apr-2006	06:
41	20.00	12.40	82.15	287.	15.1	11.20	15-Apr-2006	06:
42	20.00	13.60	76.11	326.	17.9	10.83	15-Apr-2006	06:
43	20.00	14.65	66.19	389.	22.1	10.47	15-Apr-2006	07:
44	20.00	13.20	74.12	326.	17.8	10.99	15-Apr-2006	07:
45	20.00	14.25	89.36	299.	15.9	10.66	15-Apr-2006	07:
46	20.00	13.65	80.83	312.	16.9	10.80	15-Apr-2006	08:
47	20.00	16.25	67.96	417.	23.9	9.75	15-Apr-2006	08:
48	20.00	14.30	56.83	437.	25.2	10.50	15-Apr-2006	08:
49	20.00	15.70	67.95	404.	23.1	10.06	15-Apr-2006	09:
50	20.00	12.30	54.67	395.	22.5	10.64	15-Apr-2006	09:
51	20.00	14.35	76.74	339.	18.7	10.25	15-Apr-2006	09:
52	20.00	15.20	88.01	318.	17.3	10.11	15-Apr-2006	10:
53	20.00	14.40	89.32	302.	16.1	10.68	15-Apr-2006	10:
54	20.00	15.10	205.09	184.	7.4	10.19	15-Apr-2006	10:
55	20.00	13.00	105.76	249.	12.3	11.08	15-Apr-2006	11:
56	20.00	13.50	84.14	300.	16.0	10.53	15-Apr-2006	11:
57	20.00	14.05	85.54	306.	16.4	10.08	15-Apr-2006	12:
58	20.00	13.80	97.57	274.	14.1	9.36	15-Apr-2006	12:
59	20.00	14.90	61.80	420.	24.1	10.10	15-Apr-2006	12:
60	20.00	14.85	78.09	343.	19.0	9.98	15-Apr-2006	13:
61	20.00	12.90	59.97	380.	21.5	10.86	15-Apr-2006	13:
62	20.00	14.65	64.36	399.	22.8	10.13	15-Apr-2006	13:
63	20.00	16.35	53.77	538.	30.4	9.94	15-Apr-2006	14:
64	20.00	16.70	57.87	506.	28.9	9.76	15-Apr-2006	14:
65	20.00	19.45	62.56	553.	31.1	9.00	15-Apr-2006	14:
66	20.00	18.95	68.40	484.	27.7	9.16	15-Apr-2006	15:
67	20.00	20.95	111.07	341.	18.9	8.77	15-Apr-2006	15:

S#	TIME	CPMA	DPM1	tSIE	%EFF	B:2S%	FLAG	TOD
68	20.00	17.05	54.82	553.	31.1	9.64	15-Apr-2006	15:
69	20.00	16.65	58.58	498.	28.4	9.88	15-Apr-2006	16:
70	20.00	14.35	54.02	462.	26.6	10.25	15-Apr-2006	16:
71	20.00	13.35	48.20	484.	27.7	10.88	15-Apr-2006	16:
72	20.00	13.80	61.10	396.	22.6	11.03	15-Apr-2006	17:
73	20.00	17.85	58.67	539.	30.4	9.42	15-Apr-2006	17:
74	20.00	16.20	53.36	537.	30.4	9.85	15-Apr-2006	17:
75	20.00	18.05	62.34	508.	29.0	9.53	15-Apr-2006	18:
76	20.00	15.70	53.43	517.	29.4	10.19	15-Apr-2006	18:
77	20.00	16.40	90.46	330.	18.1	10.03	15-Apr-2006	18:
78	20.00	41.00	243.93	311.	16.8	6.49	15-Apr-2006	19:
79	20.00	16.25	62.53	452.	26.0	9.91	15-Apr-2006	19:
80	20.00	16.70	54.66	541.	30.6	9.84	15-Apr-2006	20:
81	20.00	16.35	56.36	509.	29.0	9.85	15-Apr-2006	20:
82	20.00	14.05	99.93	273.	14.1	10.56	15-Apr-2006	20:
83	20.00	16.15	53.89	529.	30.0	9.98	15-Apr-2006	21:
84	20.00	15.20	49.71	542.	30.6	10.31	15-Apr-2006	21:
85	20.00	13.55	93.88	278.	14.4	10.94	15-Apr-2006	21:
86	20.00	16.50	54.96	530.	30.0	9.94	15-Apr-2006	22:
87	20.00	16.70	58.47	500.	28.6	9.68	15-Apr-2006	22:
88	20.00	13.75	83.98	305.	16.4	10.69	15-Apr-2006	22:
89	20.00	14.65	52.31	490.	28.0	10.13	15-Apr-2006	23:
90	20.00	17.00	57.66	519.	29.5	9.56	15-Apr-2006	23:
91	20.00	12.70	92.45	268.	13.7	11.18	15-Apr-2006	23:
92	20.00	15.25	50.91	529.	30.0	10.05	16-Apr-2006	00:
93	20.00	13.95	46.68	527.	29.9	10.54	16-Apr-2006	00:
94	20.00	14.25	96.16	283.	14.8	10.53	16-Apr-2006	00:
95	20.00	16.15	53.07	539.	30.4	9.76	16-Apr-2006	01:
96	20.00	16.20	51.15	565.	31.7	9.83	16-Apr-2006	01:
97	20.00	15.65	72.57	381.	21.6	10.00	16-Apr-2006	01:
98	20.00	16.70	52.93	562.	31.6	9.72	16-Apr-2006	02:
99	20.00	16.10	50.37	571.	32.0	9.91	16-Apr-2006	02:
100	20.00	14.95	79.47	340.	18.8	10.36	16-Apr-2006	02:
101	20.00	15.15	50.77	526.	29.8	10.04	16-Apr-2006	03:
102	20.00	17.60	55.73	563.	31.6	9.46	16-Apr-2006	03:
103	20.00	12.65	83.43	288.	15.2	11.27	16-Apr-2006	03:
104	20.00	15.10	50.18	532.	30.1	10.27	16-Apr-2006	04:
105	20.00	16.40	54.40	533.	30.1	9.89	16-Apr-2006	04:
106	20.00	13.80	80.70	315.	17.1	10.64	16-Apr-2006	05:
107	20.00	14.75	48.84	534.	30.2	10.13	16-Apr-2006	05:
108	20.00	13.85	72.98	343.	19.0	10.50	16-Apr-2006	05:
109	20.00	14.15	59.32	416.	23.9	10.44	16-Apr-2006	06:
110	20.00	14.30	69.43	366.	20.6	10.47	16-Apr-2006	06:
111	20.00	15.00	71.95	370.	20.8	10.30	16-Apr-2006	06:
112	20.00	14.35	79.29	330.	18.1	10.34	16-Apr-2006	07:
113	20.00	12.75	57.03	393.	22.4	10.98	16-Apr-2006	07:
114	20.00	13.45	60.02	394.	22.4	10.83	16-Apr-2006	07:
115	20.00	13.95	72.19	348.	19.3	10.56	16-Apr-2006	08:
116	20.00	13.50	64.03	374.	21.1	10.72	16-Apr-2006	08:
117	20.00	16.05	55.10	512.	29.1	9.70	16-Apr-2006	08:
118	20.00	14.60	53.23	479.	27.4	10.45	16-Apr-2006	09:
119	20.00	16.40	52.94	550.	31.0	9.84	16-Apr-2006	09:
120	20.00	15.45	51.41	531.	30.0	10.10	16-Apr-2006	09:
121	20.00	16.90	55.26	542.	30.6	9.72	16-Apr-2006	10:
122	20.00	13.85	55.22	436.	25.1	10.51	16-Apr-2006	10:
123	20.00	14.50	81.44	326.	17.8	10.41	16-Apr-2006	10:

S#	TIME	CPMA	DPM1	tSIE	%EFF	B:2S%	FLAG	TOD
124	20.00	15.10	49.57	539.	30.5	10.17		16-Apr-2006 11:
125	20.00	15.65	55.64	492.	28.1	9.74		16-Apr-2006 11:
126	20.00	13.60	63.97	376.	21.3	10.56		16-Apr-2006 11:
127	20.00	17.70	56.79	554.	31.2	9.56		16-Apr-2006 12:
128	20.00	15.25	79.78	345.	19.1	10.18		16-Apr-2006 12:
129	20.00	16.70	57.12	514.	29.2	9.51		16-Apr-2006 13:
130	20.00	16.40	58.47	490.	28.0	9.91		16-Apr-2006 13:
131	20.00	12.95	62.91	366.	20.6	10.59		16-Apr-2006 13:
132	20.00	12.50	128.32	215.	9.7	11.18		16-Apr-2006 14:
133	20.00	12.65	171.51	184.	7.4	11.30		16-Apr-2006 14:
134	20.00	11.25	197.89	160.	5.7	11.68		16-Apr-2006 14:
135	20.00	15.95	61.25	453.	26.0	10.14		16-Apr-2006 15:
136	20.00	15.85	58.32	474.	27.2	9.93		16-Apr-2006 15:
137	20.00	15.75	85.19	335.	18.5	10.03		16-Apr-2006 15:
138	20.00	13.65	78.02	321.	17.5	10.88		16-Apr-2006 16:
139	20.00	15.25	54.84	486.	27.8	9.88		16-Apr-2006 16:
140	20.00	14.05	78.28	328.	17.9	10.66		16-Apr-2006 16:
141	20.00	14.00	57.33	425.	24.4	10.41		16-Apr-2006 17:
142	20.00	14.90	98.34	288.	15.2	10.25		16-Apr-2006 17:
143	20.00	17.75	59.57	525.	29.8	9.56		16-Apr-2006 17:
144	20.00	13.50	65.30	368.	20.7	10.61		16-Apr-2006 18:
145	20.00	13.95	91.18	290.	15.3	10.45		16-Apr-2006 18:
146	20.00	10.45	243.24	140.	4.3	12.31		16-Apr-2006 18:
147	20.00	11.45	453.07	109.	2.5	11.76		16-Apr-2006 19:
148	20.00	12.95	75.78	315.	17.1	10.71		16-Apr-2006 19:
149	20.00	14.25	79.93	326.	17.8	10.72		16-Apr-2006 19:
150	20.00	14.70	60.30	425.	24.4	10.21		16-Apr-2006 20:
151	20.00	14.30	53.28	467.	26.8	10.34		16-Apr-2006 20:
152	20.00	14.60	55.34	459.	26.4	10.48		16-Apr-2006 21:
153	20.00	16.35	52.41	555.	31.2	9.83		16-Apr-2006 21:
154	20.00	15.00	60.59	431.	24.8	10.27		16-Apr-2006 21:
155	20.00	14.85	62.15	417.	23.9	10.29		16-Apr-2006 22:
156	20.00	17.35	66.31	455.	26.2	9.44		16-Apr-2006 22:
157	20.00	16.05	62.34	447.	25.7	9.85		16-Apr-2006 22:
158	20.00	15.10	63.14	417.	23.9	10.04		16-Apr-2006 23:
159	20.00	16.70	64.27	452.	26.0	9.51		16-Apr-2006 23:
160	20.00	13.20	59.87	388.	22.0	10.57		16-Apr-2006 23:
161	20.00	17.50	55.68	560.	31.4	9.33		17-Apr-2006 00:
162	20.00	15.45	69.23	392.	22.3	10.10		17-Apr-2006 00:
163	20.00	16.85	53.43	562.	31.5	9.78		17-Apr-2006 00:
164	20.00	16.65	53.78	550.	31.0	9.81		17-Apr-2006 01:
165	20.00	15.30	61.29	434.	25.0	10.03		17-Apr-2006 01:
166	20.00	18.80	62.56	531.	30.1	9.24		17-Apr-2006 01:
167	20.00	12.85	70.05	333.	18.3	10.53		17-Apr-2006 02:
168	20.00	15.85	67.59	410.	23.4	10.05		17-Apr-2006 02:

SURFACE CONTAMINATION SURVEYS
DECOMMISSION SURVEY OF SFBCTAYLOR FACILITY
107 COLLEGE ROAD EAST PRINCETON, NJ 08540

Initials, Date:

NA
1

Radioisotope (circle):

¹⁴C ³H ³⁵S

Reporting Period:

SURVEY RECORD

Sample No.	Date	Description	INS No.	Area (cm ²)	DPM	DPM/cm ²	Action Required
	4/14/06	Instrument Laboratory Area_2					
		Area_2 Section #1					
13		Right Benchtop		1600	0.000	0.000	No
14		Left Benchtop		1600	0.000	0.000	No
15		Right Cabinet Floor		800	0.000	0.000	No
16		Center Cabinet Floor		800	0.000	0.000	No
17		Left Cabinet Floor		800	2.240	0.003	No
18		Hood Surface		800	0.000	0.000	No
19		Hood Switches		100	0.000	0.000	No
20		Hood Floor		800	0.000	0.000	No
21		Sink		1200	12.330	0.010	No
22		Sink Benchtop		800	0.000	0.000	No
23		Sink Floor		800	0.000	0.000	No
24		Corner Cabinet Top		1600	0.000	0.000	No
25		Corner Cabinet Floor		800	0.000	0.000	No

All storage areas have been sampled and surface contamination levels are less than 200DPM/100cm².

Approval by
 RSO

APD
4/25/06

SURFACE CONTAMINATION SURVEYS
DECOMMISSION SURVEY OF SFBCTAYLOR FACILITY
107 COLLEGE ROAD EAST PRINCETON, NJ 08540

Initials, Date:

NA

Radioisotope (circle):

¹⁴C

³H

³⁵S

Reporting Period:

SURVEY RECORD

Sample No.	Date	Description	INS No.	Area (cm ²)	DPM	DPM/cm ²	Action Required
		Instrument Laboratory Area_2					
		Area_2 Section #2					
26		Left Benchtop		1600	0.000	0.000	No
27		Center Benchtop		1600	0.770	0.000	No
28		Right Benchtop		1600	0.000	0.000	No
29		Left Cabinet Floor		800	0.000	0.000	No
30		Center Cabinet Floor		800	0.000	0.000	No
31		Right Cabinet Floor		800	0.000	0.000	No
		Area_2 Section #3 Floor In Front of Instrumentation					
32		#1		800	0.000	0.000	No
33		#2		800	0.220	0.000	No
34		#3		800	0.000	0.000	No
35		#4		800	0.000	0.000	No
36		#5		800	0.000	0.000	No
37		#6		800	0.000	0.000	No
38		#7		800	0.000	0.000	No
39		#8		800	0.000	0.000	No
40		#9		800	0.000	0.000	No
41		#10		800	0.000	0.000	No
42		#11		800	1.080	0.001	No
						Approval by RSO	<i>[Signature]</i>

All storage areas have been sampled and surface contamination levels are less than 200DPM/100cm².

4/28/06

SURFACE CONTAMINATION SURVEYS
DECOMMISSION SURVEY OF SFBCTAYLOR FACILITY
107 COLLEGE ROAD EAST PRINCETON, NJ 08540

Initials, Date:

NA
/

Radioisotope (circle):

¹⁴C ${}^3\text{H}$ ^{35}S

Reporting Period:

SURVEY RECORD

Sample No.	Date	Description	INS No.	Area (cm ²)	DPM	DPM/cm ²	Action Required
	4/14/06	Instrument Laboratory Area_2					
		Area_2 Section #4_a Bench Area Behind Instruments					
43		Scintillation Analyzer Front Panel		800	0.000	0.000	No
44		Scintillation Analyzer Top Surface		1600	0.000	0.000	No
45		Scintillation Analyzer Inside Right Sample Tray		800	0.000	0.000	No
46		Scintillation Analyzer Inside Left Sample Tray		800	0.000	0.000	No
47		Benchtop Right		800	0.000	0.000	No
48		Benchtop Center		800	0.000	0.000	No
49		Benchtop Left		800	0.000	0.000	
		Floor in Front of Cabinets					
50		#1		800	0.000	0.000	No
51		#2		800	2.270	0.003	No
52		#3		800	0.000	0.000	No
53		#4		800	0.000	0.000	No
54		#5		800	0.000	0.000	No
						Approval by RSO	<i>[Signature]</i> 4/25/06
All storage areas have been sampled and surface contamination levels are less than 200DPM/100cm ² .							

SURFACE CONTAMINATION SURVEYS
DECOMMISSION SURVEY OF SFBCTAYLOR FACILITY
107 COLLEGE ROAD EAST PRINCETON, NJ 08540

Initials, Date:

Radioisotope (circle):

 ^{14}C ${}^3\text{H}$ ^{35}S

Reporting Period:

SURVEY RECORD

[illegible]

SURFACE CONTAMINATION SURVEYS
DECOMMISSION SURVEY OF SFBCTAYLOR FACILITY
107 COLLEGE ROAD EAST PRINCETON, NJ 08540

Initials, Date:

N/A

Radioisotope (circle):

¹⁴C

³H

³⁵S

Reporting Period:

SURVEY RECORD

Sample No.	Date	Description	INS No.	Area (cm ²)	DPM	DPM/cm ²	Action Required
	4/14/06	Instrument Laboratory Area_2					
		Area_2 Section #4_c Bench Area Behind Instruments					
		Benchtop Left to Right					
64		#1		1600	0.000	0.000	No
65		#2		1600	0.000	0.000	No
66		#3		1600	0.000	0.000	No
67		#4		1600	0.000	0.000	No
		Floor Beneath Benchtop Left to Right					
68		#1		800	0.000	0.000	No
69		#2		800	0.000	0.000	No
70		#3		800	0.000	0.000	No
71		#4		800	0.000	0.000	No
72		#5		800	0.000	0.000	No
						Approval by RSO (Initials/Date)	<i>MS</i> 4/28/06

All storage areas have been sampled and surface contamination levels are less than 200DPM/100cm².

SURFACE CONTAMINATION SURVEYS
DECOMMISSION SURVEY OF SFBCTAYLOR FACILITY
107 COLLEGE ROAD EAST PRINCETON, NJ 08540

Initials, Date:

NA

Radioisotope (circle):

^{14}C

^3H

^{35}S

Reporting Period:

SURVEY RECORD

Sample No.	Date	Description	INS No.	Area (cm ²)	DPM	DPM/cm ²	Action Required
	4/14/06	Instrument Laboratory Area_2					
		Area_2 Section #4_d Bench Area Behind Instruments					
		Benchtop Left to Right					
73		#1		1600	1.740	0.001	No
74		#2		1600	1.640	0.001	No
75		#3		1600	0.000	0.000	No
76		#4		1600	1.970	0.001	No
		Floor Beneath Benchtop Left to Right					
77		#1		800	0.970	0.001	No
78		#2		800	0.000	0.000	No
79		#3		800	0.000	0.000	No
80		#4		800	0.000	0.000	No
81		#5		800	0.000	0.000	No
						Approval by RSO (Initials/Date)	<i>AKO</i> 4/28/06
All storage areas have been sampled and surface contamination levels are less than 200DPM/100cm ² .							

SURFACE CONTAMINATION SURVEYS
DECOMMISSION SURVEY OF SFBCTAYLOR FACILITY
107 COLLEGE ROAD EAST PRINCETON, NJ 08540

Initials, Date:

NA
1

Radioisotope (circle):

¹⁴C

³H

³⁵S

Reporting Period:

SURVEY RECORD

Sample No.	Date	Description	INS No.	Area (cm ²)	DPM	DPM/cm ²	Action Required
	4/14/06	Area_2 Section #5_a Floor In Front of Instrumentation					
82		#1		800	1.820	0.002	No
83		#2		800	0.000	0.000	No
84		#3		800	0.000	0.000	No
85		#4		800	0.000	0.000	No
86		#5		800	0.000	0.000	No
87		#6		800	0.000	0.000	No
88		#7		800	0.000	0.000	No
89		#8		800	0.000	0.000	No
90		#9		800	0.000	0.000	No
91		#10		800	0.000	0.000	No
92		#11		800	0.000	0.000	No
		Area_2 Section #5_b Floor In Front of Instrumentation					
93		#1		800	0.220	0.000	No
94		#2		800	0.000	0.000	No
95		#3		800	0.000	0.000	No
96		34		800	0.000	0.000	No
97		#5		800	0.000	0.000	No
98		#6		800	0.000	0.000	No
99		#7		800	0.000	0.000	No
						Approval by RSQ	<i>[Signature]</i> 4/28/06

All storage areas have been sampled and surface contamination levels are less than 200DPM/100cm².

SURFACE CONTAMINATION SURVEYS
DECOMMISSION SURVEY OF SFBCTAYLOR FACILITY
107 COLLEGE ROAD EAST PRINCETON, NJ 08540

Initials, Date:

NA
1

Radioisotope (circle):

^{14}C

^3H

^{35}S

Reporting Period:

SURVEY RECORD

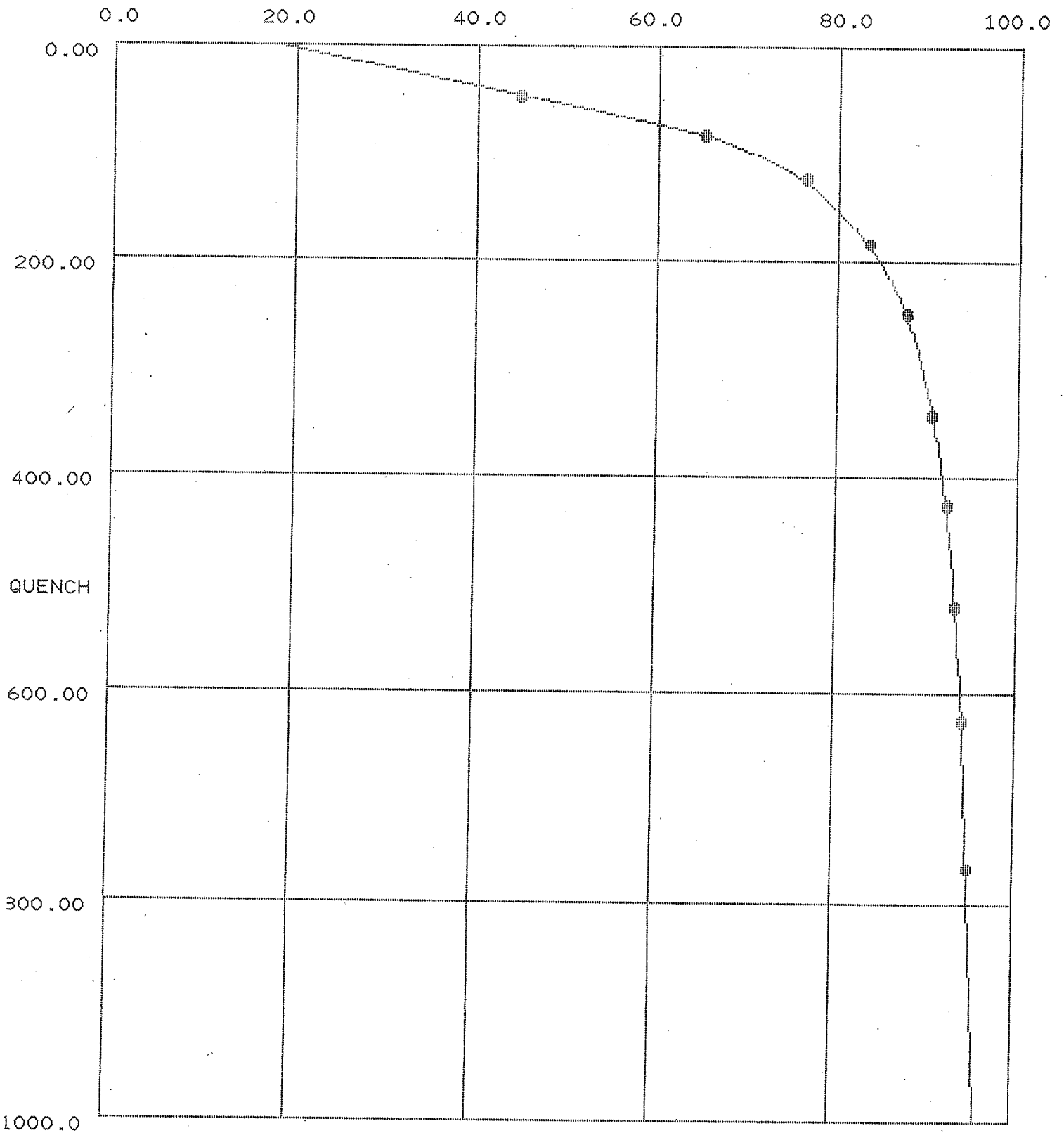
Sample No.	Date	Description	INS No.	Area (cm ²)	DPM	DPM/cm ²	Action Required
	4/14/06	Area_2 Section #6_a Floor In Front of Instrumentation					
100		#1		800	0.000	0.000	No
101		#2		800	0.000	0.000	No
102		#3		800	0.000	0.000	No
103		#4		800	0.000	0.000	No
104		#5		800	0.330	0.000	No
		Area_2 Section #6_b Bench Area					
105		Left Benchtop		800	0.220	0.000	No
106		Coner Benchtop		800	0.000	0.000	No
107		Sink Left		800	0.000	0.000	No
108		Sink Right		800	0.000	0.000	No
109		Benchtop Right		800	0.000	0.000	No
110		Floor Left		800	0.000	0.000	No
111		Floor Center		800	0.750	0.001	No
112		Floor Right		800	0.000	0.000	No
						Approval by RSO	<i>[Signature]</i> 5/28/06

All storage areas have been sampled and surface contamination levels are less than 200DPM/100cm².

Protocol #: 2 Name: SWIPE SURVEY C14 10-Apr-2006 17:54
 Region A: LL-UL= 0.0-156. Lcr= 0 Bkg= 0.00 %2 Sigma=0.00
 Region B: LL-UL= 4.0-156. Lcr= 0 Bkg= 0.00 %2 Sigma=0.00
 Region C: LL-UL= 0.0- 0.0 Lcr= 0 Bkg= 0.00 %2 Sigma=0.00
 Time = 20.00 QIP = tSIE ES Terminator = Count
 Conventional DPM
 Nuclide 1 = 139500
 Data/Application Drive & Path = C:\DATA
 Save Data Filename = ksd.177

S#	TIME	CPMA	DPM1	tSIE	%EFF	A:2S%	FLAG	TOD
1	20.00	29.40		639.	0.0	8.25	B	10-Apr-2006 17:
2	20.00	132551.		765.	0.0	0.12	L	10-Apr-2006 18:
3	20.00	131609.		627.	0.0	0.12	L	10-Apr-2006 18:
4	20.00	130333.		523.	0.0	0.12	L	10-Apr-2006 18:
5	20.00	128798.		426.	0.0	0.12	L	10-Apr-2006 19:
6	20.00	126578.		342.	0.0	0.13	L	10-Apr-2006 19:
7	20.00	122554.		250.	0.0	0.13	L	10-Apr-2006 20:
8	20.00	116641.		183.	0.0	0.13	L	10-Apr-2006 20:
9	20.00	106881.		124.	0.0	0.14	L	10-Apr-2006 20:
10	20.00	91174.4		81.5	0.0	0.15	L	10-Apr-2006 21:
11	20.00	62490.9		46.2	0.0	0.18	L	10-Apr-2006 21:

% EFFICIENCY



QUENCH	ELA
46.15	44.80
183.17	83.61
426.09	92.33
764.81	95.02

QUENCH	ELA
81.47	65.36
249.68	87.85
522.61	93.43

QUENCH	ELA
124.43	76.62
342.17	90.74
626.97	94.34

SYSTEM NORMALIZED

C14 IPA DATA PROCESSED - 17-Apr-2006 10:45

C14 Eff (0-156 keV) = 92.61 %

H3 IPA DATA PROCESSED - 17-Apr-2006 10:47

H3 Eff (0-18.6 keV) = 78.98 %

BKG IPA DATA PROCESSED - 17-Apr-2006 11:47

Bkg (0-18.6 keV) = 13.05 cpm

Bkg (0-156 keV) = 19.73 cpm

C14 E^2/B (1-156 keV) = 549.19

H3 E^2/B (1-18.6 keV) = 478.51

Protocol #: 2 Name: SWIPE SURVEY C14 17-Apr-2006 11:58
 Region A: LL-UL= 0.0-156. Lcr= 0 Bkg= 0.00 %2 Sigma=0.00
 Region B: LL-UL= 4.0-156. Lcr= 0 Bkg= 0.00 %2 Sigma=0.00
 Region C: LL-UL= 0.0- 0.0 Lcr= 0 Bkg= 0.00 %2 Sigma=0.00
 Time = 10.00 QIP = tSIE ES Terminator = Count
 Conventional DPM
 Nuclide 1 = 139500
 Data/Application Drive & Path = C:\DATA
 Save Data Filename = ksd.179

S#	TIME	CPMA	DPM1	tSIE	%EFF	A:2S%	FLAG	TOD
1	10.00	31.80		634.	0.0	11.22	B	17-Apr-2006 11:
2	10.00	132473.	139369.	772.	95.1	0.17	E	17-Apr-2006 12:
3	10.00	131679.	139456.	639.	94.4	0.17		17-Apr-2006 12:
4	10.00	130154.	139183.	531.	93.5	0.18		17-Apr-2006 12:
5	10.00	128635.	139128.	436.	92.5	0.18		17-Apr-2006 12:
6	10.00	126475.	139156.	349.	90.9	0.18		17-Apr-2006 12:
7	10.00	122340.	138805.	257.	88.1	0.18		17-Apr-2006 13:
8	10.00	116522.	138792.	187.	84.0	0.19		17-Apr-2006 13:
9	10.00	106619.	138164.	128.	77.2	0.19		17-Apr-2006 13:
10	10.00	91208.4	137725.	84.0	66.2	0.21		17-Apr-2006 13:
11	10.00	62311.4	135873.	47.6	45.9	0.25		17-Apr-2006 13:
(1 missing vial)								
13	10.00	0.00	0.00	451.	0.0	0.00		17-Apr-2006 13:
14	10.00	0.00	0.00	420.	0.0	0.00		17-Apr-2006 14:
15	10.00	0.00	0.00	469.	0.0	0.00		17-Apr-2006 14:
16	10.00	0.00	0.00	470.	0.0	0.00		17-Apr-2006 14:
17	10.00	2.10	2.24	537.	93.6	244.1		17-Apr-2006 14:
18	10.00	0.00	0.00	410.	0.0	0.00		17-Apr-2006 14:
19	10.00	0.00	0.00	328.	0.0	0.00		17-Apr-2006 15:
20	10.00	0.00	0.00	536.	0.0	0.00		17-Apr-2006 15:
21	10.00	11.10	12.33	313.	90.0	49.25		17-Apr-2006 15:
22	10.00	0.00	0.00	375.	0.0	0.00		17-Apr-2006 15:
23	10.00	0.00	0.00	508.	0.0	0.00		17-Apr-2006 15:
24	10.00	0.00	0.00	321.	0.0	0.00		17-Apr-2006 15:
25	10.00	0.00	0.00	522.	0.0	0.00		17-Apr-2006 16:
26	10.00	0.00	0.00	383.	0.0	0.00		17-Apr-2006 16:
27	10.00	0.70	0.77	346.	90.8	724.5		17-Apr-2006 16:
28	10.00	0.00	0.00	377.	0.0	0.00		17-Apr-2006 16:
29	10.00	0.00	0.00	458.	0.0	0.00		17-Apr-2006 16:
30	10.00	0.00	0.00	479.	0.0	0.00		17-Apr-2006 17:
31	10.00	0.00	0.00	488.	0.0	0.00		17-Apr-2006 17:
32	10.00	0.00	0.00	492.	0.0	0.00		17-Apr-2006 17:
33	10.00	0.20	0.22	458.	92.7	2526.		17-Apr-2006 17:
34	10.00	0.00	0.00	565.	0.0	0.00		17-Apr-2006 17:
35	10.00	0.00	0.00	479.	0.0	0.00		17-Apr-2006 17:
36	10.00	0.00	0.00	477.	0.0	0.00		17-Apr-2006 18:
37	10.00	0.00	0.00	438.	0.0	0.00		17-Apr-2006 18:
38	10.00	0.00	0.00	401.	0.0	0.00		17-Apr-2006 18:
39	10.00	0.00	0.00	461.	0.0	0.00		17-Apr-2006 18:
40	10.00	0.00	0.00	428.	0.0	0.00		17-Apr-2006 18:
41	10.00	0.00	0.00	482.	0.0	0.00		17-Apr-2006 18:
42	10.00	1.00	1.08	455.	92.7	508.3		17-Apr-2006 19:
43	10.00	0.00	0.00	540.	0.0	0.00		17-Apr-2006 19:
44	10.00	0.00	0.00	477.	0.0	0.00		17-Apr-2006 19:
45	10.00	0.00	0.00	360.	0.0	0.00		17-Apr-2006 19:
46	10.00	0.00	0.00	348.	0.0	0.00		17-Apr-2006 19:

S#	TIME	CPMA	DPM1	tSIE	%EFF	A:2S%	FLAG	TOD
47	10.00	0.00	0.00	375.	0.0	0.00		17-Apr-2006 20:
48	10.00	0.00	0.00	419.	0.0	0.00		17-Apr-2006 20:
49	10.00	0.00	0.00	386.	0.0	0.00		17-Apr-2006 20:
50	10.00	0.00	0.00	382.	0.0	0.00		17-Apr-2006 20:
51	10.00	2.10	2.27	453.	92.7	244.1		17-Apr-2006 20:
52	10.00	0.00	0.00	450.	0.0	0.00		17-Apr-2006 20:
53	10.00	0.00	0.00	438.	0.0	0.00		17-Apr-2006 21:
54	10.00	0.00	0.00	496.	0.0	0.00		17-Apr-2006 21:
55	10.00	0.00	0.00	314.	0.0	0.00		17-Apr-2006 21:
56	10.00	0.00	0.00	334.	0.0	0.00		17-Apr-2006 21:
57	10.00	0.00	0.00	317.	0.0	0.00		17-Apr-2006 21:
58	10.00	0.00	0.00	350.	0.0	0.00		17-Apr-2006 22:
59	10.00	0.60	0.65	385.	91.6	844.6		17-Apr-2006 22:
60	10.00	0.00	0.00	495.	0.0	0.00		17-Apr-2006 22:
61	10.00	0.00	0.00	472.	0.0	0.00		17-Apr-2006 22:
62	10.00	0.00	0.00	420.	0.0	0.00		17-Apr-2006 22:
63	10.00	0.00	0.00	434.	0.0	0.00		17-Apr-2006 22:
64	10.00	0.00	0.00	340.	0.0	0.00		17-Apr-2006 23:
65	10.00	0.00	0.00	323.	0.0	0.00		17-Apr-2006 23:
66	10.00	0.00	0.00	347.	0.0	0.00		17-Apr-2006 23:
67	10.00	0.00	0.00	299.	0.0	0.00		17-Apr-2006 23:
68	10.00	0.00	0.00	425.	0.0	0.00		17-Apr-2006 23:
69	10.00	0.00	0.00	419.	0.0	0.00		17-Apr-2006 23:
70	10.00	0.00	0.00	443.	0.0	0.00		18-Apr-2006 00:
71	10.00	0.00	0.00	443.	0.0	0.00		18-Apr-2006 00:
72	10.00	0.00	0.00	432.	0.0	0.00		18-Apr-2006 00:
73	10.00	1.60	1.74	396.	91.8	319.2		18-Apr-2006 00:
74	10.00	1.50	1.64	383.	91.6	340.2		18-Apr-2006 00:
75	10.00	0.00	0.00	408.	0.0	0.00		18-Apr-2006 01:
76	10.00	1.80	1.97	383.	91.6	284.2		18-Apr-2006 01:
77	10.00	0.90	0.97	432.	92.4	564.4		18-Apr-2006 01:
78	10.00	0.00	0.00	403.	0.0	0.00		18-Apr-2006 01:
79	10.00	0.00	0.00	415.	0.0	0.00		18-Apr-2006 01:
80	10.00	0.00	0.00	451.	0.0	0.00		18-Apr-2006 01:
81	10.00	0.00	0.00	433.	0.0	0.00		18-Apr-2006 02:
82	10.00	1.70	1.82	523.	93.4	300.6		18-Apr-2006 02:
83	10.00	0.00	0.00	411.	0.0	0.00		18-Apr-2006 02:
84	10.00	0.00	0.00	444.	0.0	0.00		18-Apr-2006 02:
85	10.00	0.00	0.00	429.	0.0	0.00		18-Apr-2006 02:
86	10.00	0.00	0.00	406.	0.0	0.00		18-Apr-2006 03:
87	10.00	0.00	0.00	468.	0.0	0.00		18-Apr-2006 03:
88	10.00	0.00	0.00	460.	0.0	0.00		18-Apr-2006 03:
89	10.00	0.00	0.00	451.	0.0	0.00		18-Apr-2006 03:
90	10.00	0.00	0.00	423.	0.0	0.00		18-Apr-2006 03:
91	10.00	0.00	0.00	385.	0.0	0.00		18-Apr-2006 03:
92	10.00	0.00	0.00	450.	0.0	0.00		18-Apr-2006 04:
93	10.00	0.20	0.22	455.	92.7	2526.		18-Apr-2006 04:
94	10.00	0.00	0.00	402.	0.0	0.00		18-Apr-2006 04:
95	10.00	0.00	0.00	460.	0.0	0.00		18-Apr-2006 04:
96	10.00	0.00	0.00	465.	0.0	0.00		18-Apr-2006 04:
97	10.00	0.00	0.00	499.	0.0	0.00		18-Apr-2006 05:
98	10.00	0.00	0.00	422.	0.0	0.00		18-Apr-2006 05:
99	10.00	0.00	0.00	411.	0.0	0.00		18-Apr-2006 05:
100	10.00	0.00	0.00	407.	0.0	0.00		18-Apr-2006 05:
101	10.00	0.00	0.00	441.	0.0	0.00		18-Apr-2006 05:
102	10.00	0.00	0.00	462.	0.0	0.00		18-Apr-2006 05:

S#	TIME	CPMA	DPM1	tSIE	%EFF	A:2S%	FLAG	TOD
103	10.00	0.00	0.00	478.	0.0	0.00		18-Apr-2006 06:
104	10.00	0.30	0.33	420.	92.2	1685.		18-Apr-2006 06:
105	10.00	0.20	0.22	413.	92.1	2526.		18-Apr-2006 06:
106	10.00	0.00	0.00	353.	0.0	0.00		18-Apr-2006 06:
107	10.00	0.00	0.00	323.	0.0	0.00		18-Apr-2006 06:
108	10.00	0.00	0.00	299.	0.0	0.00		18-Apr-2006 06:
109	10.00	0.00	0.00	400.	0.0	0.00		18-Apr-2006 07:
110	10.00	0.00	0.00	496.	0.0	0.00		18-Apr-2006 07:
111	10.00	0.70	0.75	490.	93.1	724.5		18-Apr-2006 07:
112	10.00	0.00	0.00	443.	0.0	0.00		18-Apr-2006 07:

SURFACE CONTAMINATION SURVEYS
DECOMMISSION SURVEY OF SFBCTAYLOR FACILITY
107 COLLEGE ROAD EAST PRINCETON, NJ 08540

Initials, Date: NA Radioisotope (circle): ^{14}C ^3H ^{35}S

Reporting Period: _____

SURVEY RECORD

Sample No.	Date	Description	INS No.	Area (cm ²)	DPM	DPM/cm ²	Action Required
	4/14/06	Instrument Laboratory Area_2					
		Area_2 Section #1					
13		Right Benchtop		1600	0.000	0.000	No
14		Left Benchtop		1600	0.000	0.000	No
15		Right Cabinet Floor		800	0.000	0.000	No
16		Center Cabinet Floor		800	0.000	0.000	No
17		Left Cabinet Floor		800	0.000	0.000	No
18		Hood Surface		800	0.000	0.000	No
19		Hood Switches		100	0.000	0.000	No
20		Hood Floor		800	0.000	0.000	No
21		Sink		1200	34.330	0.029	No
22		Sink Benchtop		800	0.000	0.000	No
23		Sink Floor		800	0.000	0.000	No
24		Corner Cabinet Top		1600	0.000	0.000	No
25		Corner Cabinet Floor		800	0.000	0.000	No
All storage areas have been sampled and surface contamination levels are less than 200DPM/100cm ² .					Approval by RSO <i>APU</i> 4/28/06		

SURFACE CONTAMINATION SURVEYS
DECOMMISSION SURVEY OF SFBCTAYLOR FACILITY
107 COLLEGE ROAD EAST PRINCETON, NJ 08540

Initials, Date:

NA

Radioisotope (circle): ^{14}C

^3H

^{35}S

Reporting Period:

/

SURVEY RECORD

Sample No.	Date	Description	INS No.	Area (cm ²)	DPM	DPM/cm ²	Action Required
		Instrument Laboratory Area_2					
		Area_2 Section #2					
26		Left Benchtop		1600	0.000	0.000	No
27		Center Benchtop		1600	0.000	0.000	No
28		Right Benchtop		1600	0.000	0.000	No
29		Left Cabinet Floor		800	0.000	0.000	No
30		Center Cabinet Floor		800	0.000	0.000	No
31		Right Cabinet Floor		800	0.000	0.000	No
		Area_2 Section #3 Floor In Front of Instrumentation					
32		#1		800	0.000	0.000	No
33		#2		800	2.290	0.003	No
34		#3		800	0.000	0.000	No
35		#4		800	0.000	0.000	No
36		#5		800	0.000	0.000	No
37		#6		800	2.640	0.003	No
38		#7		800	0.000	0.000	No
39		#8		800	0.000	0.000	No
40		#9		800	0.000	0.000	No
41		#10		800	0.000	0.000	No
42		#11		800	0.000	0.000	No
						Approval by RSQ	<i>NA</i> 4/28/06
All storage areas have been sampled and surface contamination levels are less than 200DPM/100cm ² .							

SURFACE CONTAMINATION SURVEYS
DECOMMISSION SURVEY OF SFBCTAYLOR FACILITY
107 COLLEGE ROAD EAST PRINCETON, NJ 08540

Initials, Date:

Radioisotope (circle): ^{14}C ^3H ^{35}S

Reporting Period:

SURVEY RECORD

[illegible]

Initials, Date: NA		Radioisotope (circle): ^{14}C ^3H ^{35}S					
Reporting Period:							
SURVEY RECORD							
Sample No.	Date	Description	INS No.	Area (cm^2)	DPM	DPM/ cm^2	Action Required
	4/14/06	Instrument Laboratory Area_2					
		Area_2 Section #4_b Bench Area Behind Instruments					
		Benchtop Left to Right					
55		#1		1600	0.000	0.000	No
56		#2		1600	0.000	0.000	No
57		#3		1600	0.000	0.000	No
58		#4		1600	0.000	0.000	No
		Floor Beneath Benchtop Left to Right					
59		#1		800	0.000	0.000	No
60		#2		800	0.000	0.000	No
61		#3		800	0.000	0.000	No
62		#4		800	0.000	0.000	No
63		#5		800	0.000	0.000	No
						Approval by	 4/28/06
						RSO	
All storage areas have been sampled and surface contamination levels are less than 200DPM/100 cm^2 .							

SURFACE CONTAMINATION SURVEYS
DECOMMISSION SURVEY OF SFBCTAYLOR FACILITY
107 COLLEGE ROAD EAST PRINCETON, NJ 08540

Initials, Date:

NA/

Radioisotope (circle): ^{14}C

^3H

^{35}S

Reporting Period:

SURVEY RECORD

Sample No.	Date	Description	INS No.	Area (cm ²)	DPM	DPM/cm ²	Action Required
	4/14/06	Instrument Laboratory Area_2					
		Area_2 Section #4_c Bench Area Behind Instruments					
		Benchtop Left to Right					
64		#1		1600	0.000	0.000	No
65		#2		1600	0.000	0.000	No
66		#3		1600	0.000	0.000	No
67		#4		1600	0.000	0.000	No
		Floor Beneath Benchtop Left to Right					
68		#1		800	0.000	0.000	No
69		#2		800	0.000	0.000	No
70		#3		800	0.000	0.000	No
71		#4		800	0.000	0.000	No
72		#5		800	0.000	0.000	No
						Approval by RSO (Initials/Date)	<i>APW</i> <i>4/28/06</i>

All storage areas have been sampled and surface contamination levels are less than 200DPM/100cm².

SURFACE CONTAMINATION SURVEYS
DECOMMISSION SURVEY OF SFBCTAYLOR FACILITY
107 COLLEGE ROAD EAST PRINCETON, NJ 08540

Initials, Date:

NAJ

Radioisotope (circle):

¹⁴C

³H

³⁵S

Reporting Period:

SURVEY RECORD

Sample No.	Date	Description	INS No.	Area (cm ²)	DPM	DPM/cm ²	Action Required
	4/14/06	Instrument Laboratory Area_2					
		Area_2 Section #4_d Bench Area Behind Instruments					
		Benchtop Left to Right					
73		#1		1600	0.000	0.000	No
74		#2		1600	5.520	0.003	No
75		#3		1600	0.000	0.000	No
76		#4		1600	0.000	0.000	No
		Floor Beneath Benchtop Left to Right					
77		#1		800	0.000	0.000	No
78		#2		800	0.000	0.000	No
79		#3		800	0.000	0.000	No
80		#4		800	1.580	0.002	No
81		#5		800	0.000	0.000	No
						Approval by RSO (Initials/Date)	<i>RPW</i> <i>4/28/06</i>

All storage areas have been sampled and surface contamination levels are less than 200DPM/100cm².

SURFACE CONTAMINATION SURVEYS
DECOMMISSION SURVEY OF SFBCTAYLOR FACILITY
107 COLLEGE ROAD EAST PRINCETON, NJ 08540

Initials, Date:

NA,

Radioisotope (circle): ^{14}C

^3H

^{35}S

Reporting Period:

SURVEY RECORD

Sample No.	Date	Description	INS No.	Area (cm ²)	DPM	DPM/cm ²	Action Required
	4/14/06	Area_2 Section #5_a Floor In Front of Instrumentation					
82		#1		800	0.000	0.000	No
83		#2		800	0.000	0.000	No
84		#3		800	0.000	0.000	No
85		#4		800	0.000	0.000	No
86		#5		800	0.000	0.000	No
87		#6		800	0.000	0.000	No
88		#7		800	0.000	0.000	No
89		#8		800	0.000	0.000	No
90		#9		800	0.000	0.000	No
91		#10		800	0.000	0.000	No
92		#11		800	0.000	0.000	No
		Area_2 Section #5_b Floor In Front of Instrumentation					
93		#1		800	0.000	0.000	No
94		#2		800	0.000	0.000	No
95		#3		800	0.000	0.000	No
96		34		800	0.000	0.000	No
97		#5		800	0.000	0.000	No
98		#6		800	0.000	0.000	No
99		#7		800	0.000	0.000	No
						Approval by RSO	<i>[Signature]</i> 4/28/06

All storage areas have been sampled and surface contamination levels are less than 200DPM/100cm².

SURFACE CONTAMINATION SURVEYS
DECOMMISSION SURVEY OF SFBCTAYLOR FACILITY
107 COLLEGE ROAD EAST PRINCETON, NJ 08540

Initials, Date: *NN*
 Reporting Period: *1*

Radioisotope (circle): ^{14}C ^3H ^{35}S

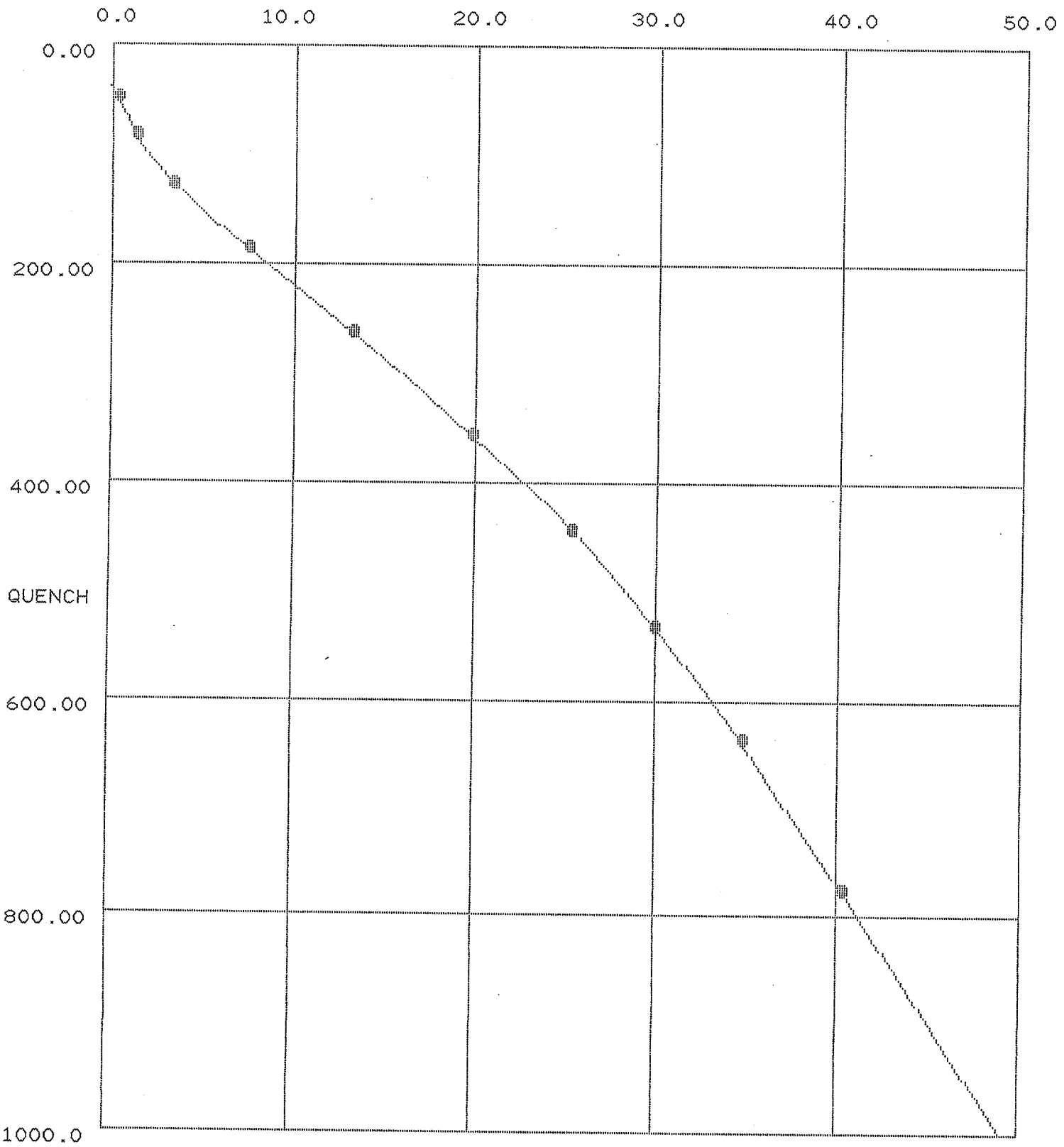
SURVEY RECORD

Sample No.	Date	Description	INS No.	Area (cm ²)	DPM	DPM/cm ²	Action Required
	4/14/06	Area_2 Section #6_a Floor In Front of Instrumentation					
100		#1		800	1.960	0.002	No
101		#2		800	0.000	0.000	No
102		#3		800	0.000	0.000	No
103		#4		800	0.000	0.000	No
104		#5		800	0.000	0.000	No
		Area_2 Section #6_b Bench Area					
105		Left Benchtop		800	0.000	0.000	No
106		Coner Benchtop		800	0.000	0.000	No
107		Sink Left		800	0.000	0.000	No
108		Sink Right		800	5.960	0.007	No
109		Benchtop Right		800	0.000	0.000	No
110		Floor Left		800	0.000	0.000	No
111		Floor Center		800	0.360	0.000	No
112		Floor Right		800	0.390	0.000	No
All storage areas have been sampled and surface contamination levels are less than 200DPM/100cm ² .						Approval by RSO	<i>[Signature]</i> 4/28/06

Protocol #: 5 Name: SWIPE SURVEY H-3 14-Apr-2006 17:11
 Region A: LL-UL= 2.0-18.0 Lcr= 0 Bkg= 0.00 %2 Sigma=0.00
 Region B: LL-UL= 0.0-20.0 Lcr= 0 Bkg= 0.00 %2 Sigma=0.00
 Region C: LL-UL= 0.0- 0.0 Lcr= 0 Bkg= 0.00 %2 Sigma=0.00
 Time = 20.00 QIP = tSIE ES Terminator = Count
 Conventional DPM
 Nuclide 1 = 279500
 Data/Application Drive & Path = C:\DATA
 Save Data Filename = LDATA1.112

S#	TIME	CPMA	DPM1	tSIE	%EFF	B:2S%	FLAG	TOD
(1 missing vial)								
2	20.00	112981.		777.	0.0	0.12	L 14-Apr-2006	17:
3	20.00	97573.0		637.	0.0	0.13	L 14-Apr-2006	17:
4	20.00	84052.4		531.	0.0	0.14	L 14-Apr-2006	17:
5	20.00	71170.4		442.	0.0	0.15	L 14-Apr-2006	18:
6	20.00	55659.4		356.	0.0	0.16	L 14-Apr-2006	18:
7	20.00	37157.2		262.	0.0	0.18	L 14-Apr-2006	18:
8	20.00	21025.0		186.	0.0	0.22	L 14-Apr-2006	19:
9	20.00	9522.40		126.	0.0	0.30	L 14-Apr-2006	19:
10	20.00	3893.55		84.4	0.0	0.41	L 14-Apr-2006	19:
11	20.00	905.00		47.0	0.0	0.71	L 14-Apr-2006	20:

% EFFICIENCY



QUENCH	ELA
46.95	0.32
186.29	7.52
442.39	25.46
776.94	40.42

QUENCH	ELA
84.45	1.39
262.37	13.29
531.23	30.07

QUENCH	ELA
125.76	3.41
356.42	19.91
637.43	34.91

SYSTEM NORMALIZED

C14 IPA DATA PROCESSED - 18-Apr-2006 10:23

C14 Eff (0-156 keV) = 92.91 %

H3 IPA DATA PROCESSED - 18-Apr-2006 10:24

H3 Eff (0-18.6 keV) = 78.78 %

BKG IPA DATA PROCESSED - 18-Apr-2006 11:25

Bkg (0-18.6 keV) = 13.40 cpm

Bkg (0-156 keV) = 20.02 cpm

C14 E^2/B (1-156 keV) = 531.23

H3 E^2/B (1-18.6 keV) = 458.31

Protocol #: 5 Name: SWIPE SURVEY H-3 18-Apr-2006 11:46
 Region A: LL-UL= 2.0-18.0 Lcr= 0 Bkg= 0.00 %2 Sigma=0.00
 Region B: LL-UL= 0.0-20.0 Lcr= 0 Bkg= 0.00 %2 Sigma=0.00
 Region C: LL-UL= 0.0- 0.0 Lcr= 0 Bkg= 0.00 %2 Sigma=0.00
 Time = 20.00 QIP = tSIE ES Terminator = Count
 Conventional DPM
 Nuclide 1 = 279500
 Data/Application Drive & Path = C:\DATA
 Save Data Filename = LDATA1.113

S#	TIME	CPMA	DPM1	tSIE	%EFF	B:2S%	FLAG	TOD
1	20.00	17.10		637.	0.0	9.84	B	18-Apr-2006 11:
2	20.00	112075.	276832.	779.	40.5	0.12	E	18-Apr-2006 12:
3	20.00	96641.3	276522.	638.	34.9	0.13		18-Apr-2006 12:
4	20.00	83368.8	276253.	533.	30.2	0.14		18-Apr-2006 12:
5	20.00	70372.5	274041.	446.	25.7	0.15		18-Apr-2006 13:
6	20.00	55398.0	274509.	360.	20.2	0.16		18-Apr-2006 13:
7	20.00	36725.2	273630.	264.	13.4	0.18		18-Apr-2006 13:
8	20.00	20934.1	270592.	189.	7.7	0.22		18-Apr-2006 14:
9	20.00	9538.95	269392.	128.	3.5	0.30		18-Apr-2006 14:
10	20.00	3886.30	265868.	86.1	1.5	0.41		18-Apr-2006 14:
11	20.00	908.65	242067.	49.6	0.4	0.70		18-Apr-2006 15:
(1 missing vial)								
13	20.00	0.00	0.00	431.	0.0	0.00		18-Apr-2006 15:
14	20.00	0.00	0.00	417.	0.0	0.00		18-Apr-2006 15:
15	20.00	0.00	0.00	471.	0.0	0.00		18-Apr-2006 16:
16	20.00	0.00	0.00	471.	0.0	0.00		18-Apr-2006 16:
17	20.00	0.00	0.00	529.	0.0	154.7		18-Apr-2006 17:
18	20.00	0.00	0.00	405.	0.0	0.00		18-Apr-2006 17:
19	20.00	0.00	0.00	310.	0.0	0.00		18-Apr-2006 17:
20	20.00	0.00	0.00	536.	0.0	0.00		18-Apr-2006 18:
21	20.00	5.05	34.33	282.	14.7	44.40		18-Apr-2006 18:
22	20.00	0.00	0.00	367.	0.0	0.00		18-Apr-2006 18:
23	20.00	0.00	0.00	501.	0.0	0.00		18-Apr-2006 19:
24	20.00	0.00	0.00	312.	0.0	0.00		18-Apr-2006 19:
25	20.00	0.00	0.00	516.	0.0	0.00		18-Apr-2006 19:
26	20.00	0.00	0.00	373.	0.0	0.00		18-Apr-2006 20:
27	20.00	0.00	0.00	336.	0.0	1153.		18-Apr-2006 20:
28	20.00	0.00	0.00	373.	0.0	*****		18-Apr-2006 20:
29	20.00	0.00	0.00	451.	0.0	0.00		18-Apr-2006 21:
30	20.00	0.00	0.00	479.	0.0	1440.		18-Apr-2006 21:
31	20.00	0.00	0.00	482.	0.0	0.00		18-Apr-2006 21:
32	20.00	0.00	0.00	487.	0.0	163.1		18-Apr-2006 22:
33	20.00	0.60	2.29	455.	26.2	163.1		18-Apr-2006 22:
34	20.00	0.00	0.00	564.	0.0	322.8		18-Apr-2006 22:
35	20.00	0.00	0.00	467.	0.0	264.7		18-Apr-2006 23:
36	20.00	0.00	0.00	474.	0.0	961.5		18-Apr-2006 23:
37	20.00	0.65	2.64	429.	24.6	107.9		18-Apr-2006 23:
38	20.00	0.00	0.00	399.	0.0	0.00		19-Apr-2006 00:
39	20.00	0.00	0.00	447.	0.0	0.00		19-Apr-2006 00:
40	20.00	0.00	0.00	424.	0.0	0.00		19-Apr-2006 01:
41	20.00	0.00	0.00	482.	0.0	0.00		19-Apr-2006 01:
42	20.00	0.00	0.00	463.	0.0	0.00		19-Apr-2006 01:
43	20.00	0.10	0.33	533.	30.1	154.7		19-Apr-2006 02:
44	20.00	0.00	0.00	471.	0.0	253.4		19-Apr-2006 02:
45	20.00	0.00	0.00	354.	0.0	5751.		19-Apr-2006 02:
46	20.00	0.00	0.00	346.	0.0	1153.		19-Apr-2006 03:

S#	TIME	CPMA	DPM1	tSIE	%EFF	B:25%	FLAG	TOD
47	20.00	0.00	0.00	361.	0.0	0.00		19-Apr-2006 03:
48	20.00	0.00	0.00	408.	0.0	216.3		19-Apr-2006 03:
49	20.00	0.00	0.00	374.	0.0	0.00		19-Apr-2006 04:
50	20.00	0.00	0.00	380.	0.0	0.00		19-Apr-2006 04:
51	20.00	0.00	0.00	440.	0.0	0.00		19-Apr-2006 04:
52	20.00	0.00	0.00	448.	0.0	0.00		19-Apr-2006 05:
53	20.00	0.00	0.00	423.	0.0	0.00		19-Apr-2006 05:
54	20.00	0.00	0.00	486.	0.0	0.00		19-Apr-2006 05:
55	20.00	0.00	0.00	302.	0.0	0.00		19-Apr-2006 06:
56	20.00	0.00	0.00	315.	0.0	0.00		19-Apr-2006 06:
57	20.00	0.00	0.00	312.	0.0	0.00		19-Apr-2006 06:
58	20.00	0.00	0.00	335.	0.0	0.00		19-Apr-2006 07:
59	20.00	0.00	0.00	376.	0.0	0.00		19-Apr-2006 07:
60	20.00	0.00	0.00	481.	0.0	0.00		19-Apr-2006 07:
61	20.00	0.00	0.00	455.	0.0	0.00		19-Apr-2006 08:
62	20.00	0.00	0.00	412.	0.0	5751.		19-Apr-2006 08:
63	20.00	0.00	0.00	429.	0.0	0.00		19-Apr-2006 08:
64	20.00	0.00	0.00	332.	0.0	0.00		19-Apr-2006 09:
65	20.00	0.00	0.00	317.	0.0	0.00		19-Apr-2006 09:
66	20.00	0.00	0.00	345.	0.0	0.00		19-Apr-2006 10:
67	20.00	0.00	0.00	289.	0.0	0.00		19-Apr-2006 10:
68	20.00	0.00	0.00	424.	0.0	0.00		19-Apr-2006 10:
69	20.00	0.00	0.00	420.	0.0	0.00		19-Apr-2006 11:
70	20.00	0.00	0.00	436.	0.0	0.00		19-Apr-2006 11:
71	20.00	0.00	0.00	443.	0.0	0.00		19-Apr-2006 11:
72	20.00	0.00	0.00	434.	0.0	0.00		19-Apr-2006 12:
73	20.00	0.00	0.00	389.	0.0	0.00		19-Apr-2006 12:
74	20.00	1.20	5.52	383.	21.7	99.22		19-Apr-2006 12:
75	20.00	0.00	0.00	403.	0.0	0.00		19-Apr-2006 13:
76	20.00	0.00	0.00	380.	0.0	5751.		19-Apr-2006 13:
77	20.00	0.00	0.00	430.	0.0	128.4		19-Apr-2006 13:
78	20.00	0.00	0.00	400.	0.0	0.00		19-Apr-2006 14:
79	20.00	0.00	0.00	414.	0.0	0.00		19-Apr-2006 14:
80	20.00	0.40	1.58	440.	25.3	111.9		19-Apr-2006 14:
81	20.00	0.00	0.00	436.	0.0	224.5		19-Apr-2006 15:
82	20.00	0.00	0.00	517.	0.0	0.00		19-Apr-2006 15:
83	20.00	0.00	0.00	411.	0.0	445.6		19-Apr-2006 15:
84	20.00	0.00	0.00	439.	0.0	0.00		19-Apr-2006 16:
85	20.00	0.00	0.00	426.	0.0	0.00		19-Apr-2006 16:
86	20.00	0.00	0.00	400.	0.0	0.00		19-Apr-2006 16:
87	20.00	0.00	0.00	469.	0.0	526.0		19-Apr-2006 17:
88	20.00	0.00	0.00	459.	0.0	0.00		19-Apr-2006 17:
89	20.00	0.00	0.00	452.	0.0	1919.		19-Apr-2006 18:
90	20.00	0.00	0.00	425.	0.0	2877.		19-Apr-2006 18:
91	20.00	0.00	0.00	384.	0.0	0.00		19-Apr-2006 18:
92	20.00	0.00	0.00	448.	0.0	0.00		19-Apr-2006 19:
93	20.00	0.00	0.00	451.	0.0	0.00		19-Apr-2006 19:
94	20.00	0.00	0.00	409.	0.0	0.00		19-Apr-2006 19:
95	20.00	0.00	0.00	462.	0.0	0.00		19-Apr-2006 20:
96	20.00	0.00	0.00	465.	0.0	0.00		19-Apr-2006 20:
97	20.00	0.00	0.00	498.	0.0	1440.		19-Apr-2006 20:
98	20.00	0.00	0.00	423.	0.0	0.00		19-Apr-2006 21:
99	20.00	0.00	0.00	409.	0.0	0.00		19-Apr-2006 21:
100	20.00	0.45	1.96	402.	23.0	137.1		19-Apr-2006 21:
101	20.00	0.00	0.00	441.	0.0	0.00		19-Apr-2006 22:
102	20.00	0.00	0.00	457.	0.0	0.00		19-Apr-2006 22:

S#	TIME	CPMA	DPM1	tSIE	%EFF	B:2S%	FLAG	TOD
103	20.00	0.00	0.00	480.	0.0	961.5		19-Apr-2006 22:
104	20.00	0.00	0.00	415.	0.0	0.00		19-Apr-2006 23:
105	20.00	0.00	0.00	409.	0.0	1919.		19-Apr-2006 23:
106	20.00	0.00	0.00	349.	0.0	0.00		19-Apr-2006 23:
107	20.00	0.00	0.00	312.	0.0	0.00		20-Apr-2006 00:
108	20.00	0.90	5.96	287.	15.1	104.3		20-Apr-2006 00:
109	20.00	0.00	0.00	389.	0.0	183.1		20-Apr-2006 00:
110	20.00	0.00	0.00	484.	0.0	0.00		20-Apr-2006 01:
111	20.00	0.10	0.36	479.	27.4	143.6		20-Apr-2006 01:
112	20.00	0.10	0.39	441.	25.4	116.1		20-Apr-2006 01:
(8 missing vials)								
121	20.00	0.00	0.00	384.	0.0	0.00		20-Apr-2006 02:
122	20.00	0.70	3.27	378.	21.4	143.6		20-Apr-2006 02:
123	20.00	0.00	0.00	400.	0.0	0.00		20-Apr-2006 03:
124	20.00	0.00	0.00	378.	0.0	722.0		20-Apr-2006 03:
125	20.00	0.00	0.00	424.	0.0	0.00		20-Apr-2006 03:
126	20.00	0.00	0.00	394.	0.0	362.7		20-Apr-2006 04:
127	20.00	0.00	0.00	413.	0.0	0.00		20-Apr-2006 04:
128	20.00	0.00	0.00	436.	0.0	0.00		20-Apr-2006 04:
129	20.00	0.00	0.00	432.	0.0	0.00		20-Apr-2006 05:
130	20.00	0.00	0.00	512.	0.0	0.00		20-Apr-2006 05:
131	20.00	0.00	0.00	406.	0.0	0.00		20-Apr-2006 05:
132	20.00	0.00	0.00	434.	0.0	216.3		20-Apr-2006 06:
133	20.00	0.00	0.00	423.	0.0	0.00		20-Apr-2006 06:
134	20.00	0.00	0.00	400.	0.0	0.00		20-Apr-2006 06:
135	20.00	0.00	0.00	465.	0.0	0.00		20-Apr-2006 07:
136	20.00	0.00	0.00	459.	0.0	0.00		20-Apr-2006 07:
137	20.00	0.00	0.00	449.	0.0	0.00		20-Apr-2006 07:
138	20.00	0.00	0.00	423.	0.0	0.00		20-Apr-2006 08:
139	20.00	0.00	0.00	382.	0.0	0.00		20-Apr-2006 08:
140	20.00	0.75	2.93	444.	25.6	224.5		20-Apr-2006 08:
141	20.00	0.00	0.00	449.	0.0	0.00		20-Apr-2006 09:
142	20.00	0.00	0.00	404.	0.0	0.00		20-Apr-2006 09:
143	20.00	1.05	4.04	452.	26.0	183.1		20-Apr-2006 10:
144	20.00	0.00	0.00	465.	0.0	0.00		20-Apr-2006 10:
145	20.00	0.95	3.35	496.	28.3	208.7		20-Apr-2006 10:
146	20.00	0.00	0.00	424.	0.0	0.00		20-Apr-2006 11:
147	20.00	0.00	0.00	412.	0.0	0.00		20-Apr-2006 11:
148	20.00	0.00	0.00	402.	0.0	0.00		20-Apr-2006 11:
149	20.00	0.00	0.00	442.	0.0	578.3		20-Apr-2006 12:
150	20.00	0.00	0.00	455.	0.0	0.00		20-Apr-2006 12:
151	20.00	0.00	0.00	478.	0.0	0.00		20-Apr-2006 12:
152	20.00	0.00	0.00	418.	0.0	0.00		20-Apr-2006 13:
153	20.00	0.00	0.00	408.	0.0	961.5		20-Apr-2006 13:
154	20.00	0.00	0.00	346.	0.0	0.00		20-Apr-2006 13:
155	20.00	0.00	0.00	311.	0.0	0.00		20-Apr-2006 14:
156	20.00	0.00	0.00	287.	0.0	*****		20-Apr-2006 14:
157	20.00	0.00	0.00	385.	0.0	118.4		20-Apr-2006 14:
158	20.00	0.00	0.00	484.	0.0	243.0		20-Apr-2006 15:
159	20.00	0.00	0.00	480.	0.0	322.8		20-Apr-2006 15:
160	20.00	0.00	0.00	443.	0.0	177.6		20-Apr-2006 15:
(8 missing vials)								
169	20.00	0.00	0.00	387.	0.0	0.00		20-Apr-2006 16:
170	20.00	0.00	0.00	374.	0.0	253.4		20-Apr-2006 16:
171	20.00	0.00	0.00	402.	0.0	0.00		20-Apr-2006 16:
172	20.00	0.00	0.00	371.	0.0	172.5		20-Apr-2006 17:

SURFACE CONTAMINATION SURVEYS
DECOMMISSION SURVEY OF SFBCTAYLOR FACILITY
107 COLLEGE ROAD EAST PRINCETON, NJ 08540

Initials, Date:	<u>NA</u>	Radioisotope (circle): <u>¹⁴C</u> ³ H ³⁵ S
Reporting Period:	<u>/</u>	

SURVEY RECORD

Sample No.	Date	Description	INS No.	Area (cm ²)	DPM	DPM/cm ²	Action Required
	4/11/06	Historic Instrumentation Survey					
13		Left Hood Surface	INS 114	1600	0.000	0.000	No
14		Right Hood Surface		1600	0.000	0.000	No
15		Front Hood Grille		1200	2.170	0.002	No
16		Light and Blower Switch		100	11.920	0.119	No
17		Power Switch		100	0.860	0.009	No
18		Gas/Vacuum Controls		100	2.790	0.028	No
19		Left Hood Surface	INS 161	1600	0.000	0.000	No
20		Right Hood Surface		1600	0.000	0.000	No
21		Front Hood Grille		800	0.000	0.000	No
22		Light and Blower Switch		100	0.000	0.000	No
23		Power Switch		100	1.390	0.014	No
24		Gas/Vacuum Controls		100	0.640	0.006	No
25		Left Hood Surface	INS 161	1600	0.000	0.000	No
26		Right Hood Surface		1600	0.000	0.000	No
27		Front Hood Grille		800	0.000	0.000	No
28		Light and Blower Switch		100	2.260	0.023	No
29		Power Switch		100	0.000	0.000	No
30		Gas/Vacuum Controls		100	0.000	0.000	No
All storage areas have been sampled and surface contamination levels are less than 200DPM/100cm ² .						Approval by RSO	<i>RPD</i> 4/28/06

SURFACE CONTAMINATION SURVEYS
DECOMMISSION SURVEY OF SFBCTAYLOR FACILITY
107 COLLEGE ROAD EAST PRINCETON, NJ 08540

Initials, Date:	<u>NA</u>	Radioisotope (circle):	<u>¹⁴C</u>	³ H	³⁵ S
Reporting Period:	<u>1</u>				

SURVEY RECORD

Sample No.	Date	Description	INS No.	Area (cm ²)	DPM	DPM/cm ²	Action Required
	4/11/06	Historic Instrumentation Survey					
31		Left Hood Surface	INS 183	1600	0.000	0.000	No
32		Right Hood Surface		1600	0.000	0.000	No
33		Front Hood Grille		800	0.000	0.000	No
34		Light and Blower Switch		100	0.000	0.000	No
35		Power Switch		100	0.000	0.000	No
36		Gas/Vacuum Controls		100	0.000	0.000	No
37		Left Hood Surface	INS 184	1600	0.000	0.000	No
38		Right Hood Surface		1600	0.650	0.000	No
39		Front Hood Grille		800	0.000	0.000	No
40		Light and Blower Switch		100	0.000	0.000	No
41		Power Switch		100	0.000	0.000	No
42		Gas/Vacuum Controls		100	0.000	0.000	No
43		Left Hood Surface	INS 218	1600	0.000	0.000	No
44		Right Hood Surface		1600	2.470	0.002	No
45		Front Hood Grille		800	1.070	0.001	No
46		Light and Blower Switch		100	1.720	0.017	No
47		Power Switch		100	0.430	0.004	No
48		Gas/Vacuum Controls		100	0.000	0.000	No
All storage areas have been sampled and surface contamination levels are less than 200DPM/100cm ² .						Approval by RSO	<i>pgm</i> 4/28/06

SURFACE CONTAMINATION SURVEYS
DECOMMISSION SURVEY OF SFBCTAYLOR FACILITY
107 COLLEGE ROAD EAST PRINCETON, NJ 08540

Initials, Date:	<u>NA</u>	Radioisotope (circle):	<u>¹⁴C</u>	³ H	³⁵ S
Reporting Period:	<u>1</u>				

SURVEY RECORD

Sample No.	Date	Description	INS No.	Area (cm ²)	DPM	DPM/cm ²	Action Required
	4/11/06	Historic Instrumentation Survey					
49		Left Hood Surface	INS 219	400	0.750	0.002	No
50		Right Hood Surface		400	0.000	0.000	No
51		Front Hood Grille		800	2.990	0.004	No
52		Light and Blower Switch		100	0.000	0.000	No
53		Power Switch		100	0.000	0.000	No
54		Gas/Vacuum Controls		100	0.000	0.000	No
55		Left Hood Surface	INS 694	1200	0.000	0.000	No
56		Right Hood Surface		1200	0.000	0.000	No
57		Front Hood Grille		600	1.070	0.002	No
58		Light and Blower Switch		100	2.050	0.021	No
59		Power Switch		100	0.000	0.000	No
60		Gas/Vacuum Controls		100	0.650	0.007	No
61		Centrifuge Control Panel	INS 028	100	0.000	0.000	No
62		Centrifuge Bucketsl		200	0.960	0.005	No
63		Centrifuge Inside Surface		800	0.000	0.000	No
64		Centrifuge Interior Cover		400	0.430	0.001	No
65		Centrifuge Control Panel	Ins 106	100	2.250	0.023	No
66		Centrifuge Bucketsl		800	1.070	0.001	No
67		Centrifuge Inside Surface		200	1.290	0.006	No
68		Centrifuge Interior Cover		400	0.000	0.000	No
All storage areas have been sampled and surface contamination levels are less than 200DPM/100cm ² .						Approval by	
						RSO	<i>PMO</i> 4/28/06

SURFACE CONTAMINATION SURVEYS
DECOMMISSION SURVEY OF SFBCTAYLOR FACILITY
107 COLLEGE ROAD EAST PRINCETON, NJ 08540

Initials, Date:	<u>NA</u>	Radioisotope (circle):	<input checked="" type="radio"/> ¹⁴ C <input type="radio"/> ³ H <input type="radio"/> ³⁵ S
Reporting Period:			

SURVEY RECORD

Sample No.	Date	Description	INS No.	Area (cm ²)	DPM	DPM/cm ²	Action Required
	4/11/06	Historic Instrumentation Survey					
69		Centrifuge Control Panel	INS 283	50	0.640	0.013	No
70		Centrifuge Bucketsl		600	0.000	0.000	No
71		Centrifuge Inside Surface		400	0.000	0.000	No
72		Centrifuge Interior Cover		200	0.000	0.000	No
73		Centrifuge Control Panel	INS 286	50	1.500	0.030	No
74		Centrifuge Bucketsl		600	0.430	0.001	No
75		Centrifuge Inside Surface		400	0.000	0.000	No
76		Centrifuge Interior Cover		200	0.000	0.000	No
77		Centrifuge Control Panel	INS 489	Retired	0.000		No
78		Centrifuge Bucketsl		Retired	0.000		No
79		Centrifuge Inside Surface		Retired	0.000		No
80		Centrifuge Interior Cover		Retired	0.000		No
81		Centrifuge Control Panel	INS 518	100	1.380	0.014	No
82		Centrifuge Bucketsl		700	0.000	0.000	No
83		Centrifuge Inside Surface		400	0.000	0.000	No
84		Centrifuge Interior Cover		400	0.000	0.000	No
85		Centrifuge Control Panel	Ins 770	100	0.000	0.000	No
86		Centrifuge Bucketsl		700	0.000	0.000	No
87		Centrifuge Inside Surface		400	0.000	0.000	No
88		Centrifuge Interior Cover		400	0.000	0.000	No
All storage areas have been sampled and surface contamination levels are less than 200DPM/100cm ² .							Approval by RSO <i>[Signature]</i> 4/28/06

SURFACE CONTAMINATION SURVEYS
DECOMMISSION SURVEY OF SFBCTAYLOR FACILITY
107 COLLEGE ROAD EAST PRINCETON, NJ 08540

Initials, Date:	<u> RJA </u>	Radioisotope (circle): <u> ¹⁴C </u> ³ H ³⁵ S
Reporting Period:	<u> / </u>	


SURVEY RECORD

Sample No.	Date	Description	INS No.	Area (cm ²)	DPM	DPM/cm ²	Action Required
	4/11/06	Historic Instrumentation Survey					
89		Mass Spec Source	INS 294	100	0.000	0.000	No
90		MS Panel		800	0.000	0.000	No
91		Floor Near MS Source		800	0.000	0.000	No
92		Mass Spec Source	INS 309	100	6.200	0.062	No
93		MS Panel		800	0.640	0.001	No
94		Floor Near MS Source		1400	0.000	0.000	No
95		Mass Spec Source	INS 403	100	0.000	0.000	No
96		MS Panel		800	0.000	0.000	No
97		Floor Near MS Source		1400	12.870	0.009	No
98		Mass Spec Source	INS 492	100	0.210	0.002	No
99		MS Panel		800	0.000	0.000	No
100		Floor Near MS Source		1400	2.060	0.001	No
101		Mass Spec Source	INS 518	100	0.000	0.000	No
102		MS Panel		800	3.430	0.004	No
103		Floor Near MS Source		1400	0.000	0.000	No
104		MultiProbe Tips		25	0.000	0.000	No
105		Multiprobe Platform	Ins 770	400	0.000	0.000	No
106		MultiProbe Tips		25	0.000	0.000	No
107		Multiprobe Platform		400	0.000	0.000	No
All storage areas have been sampled and surface contamination levels are less than 200DPM/100cm ² .						Approval by RSO	<u> RJA </u> <u> 4/28/06 </u>

**SURFACE CONTAMINATION SURVEYS
DECOMMISSION SURVEY OF SFBCTAYLOR FACILITY
107 COLLEGE ROAD EAST PRINCETON, NJ 08540**

Initials, Date:	<u>NA</u>	Radioisotope (circle):	<u>¹⁴C</u>	³ H	³⁵ S
Reporting Period:	<u>1</u>				

SURVEY RECORD

Sample No.	Date	Description	INS No.	Area (cm ²)	DPM	DPM/cm ²	Action Required
	4/11/06	Historic Instrumentation Survey					
108		SPE Manifold Sample Entrance	INS 426	100	0.000	0.000	No
109		SPE Manifold Sample Effluent		100	0.320	0.003	No
110		SPE Manifold Sample Entrance		100	0.000	0.000	No
111		SPE Manifold Sample Effluent	INS 427	100	0.000	0.000	No
112		SPE Manifold Sample Entrance		100	0.000	0.000	No
113		SPE Manifold Sample Effluent		100	1.070	0.011	No
114		SPE Manifold Sample Entrance	INS 480	100	0.000	0.000	No
115		SPE Manifold Sample Entrance		100	1.510	0.015	No
116		TurboVap Key Pad	INS 109	200	0.000	0.000	No
117		TurboVap Gas Jets		100	0.000	0.000	No
118		TurboVap Key Pad	INS 116	200	0.000	0.000	No
119		TurboVap Gas Jets		100	0.000	0.000	No
120		TurboVap Key Pad	INS 169	200	0.000	0.000	No
121		TurboVap Gas Jets		100	0.000	0.000	No
122		TurboVap Key Pad	INS 220	200	0.000	0.000	No
123		TurboVap Gas Jets		100	0.000	0.000	No
124		TurboVap Key Pad	INS 356	200	2.880	0.014	No
125		TurboVap Gas Jets		100	0.740	0.007	No
126		TurboVap Key Pad	INS 358	200	0.000	0.000	No
127		TurboVap Gas Jets		100	0.000	0.000	
All storage areas have been sampled and surface contamination levels are less than 200DPM/100cm ² .						Approval by RSO	 4/28/06

SURFACE CONTAMINATION SURVEYS
DECOMMISSION SURVEY OF SFBCTAYLOR FACILITY
107 COLLEGE ROAD EAST PRINCETON, NJ 08540

Initials, Date:	<u>NR</u>	Radioisotope (circle):	<u>¹⁴C</u>	³ H	³⁵ S
Reporting Period:	<u>1</u>				

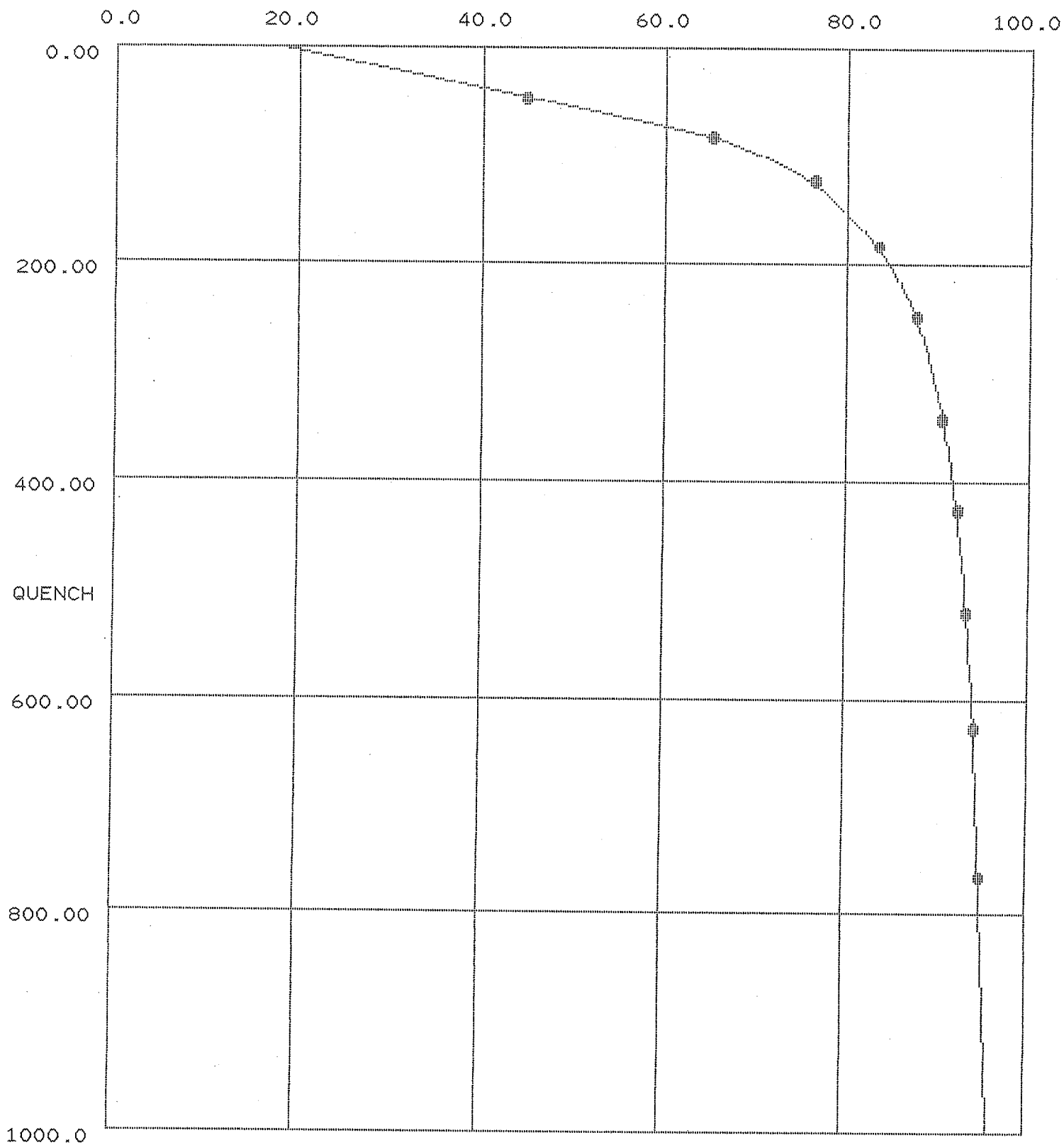
SURVEY RECORD

Sample No.	Date	Description	INS No.	Area (cm ²)	DPM	DPM/cm ²	Action Required
	4/11/06	Historic Instrumentation Survey					
128		Autosampler Syringe Area	INS 476	50	0.000	0.000	No
129		Autosampler Injector		50	0.000	0.000	No
130		Autosampler Sample Tray		400	2.470	0.006	No
131		Autosampler Syringe Area	INS 424	50	0.000	0.000	No
132		Autosampler Injector		50	0.000	0.000	No
133		Autosampler Sample Tray		400	0.000	0.000	No
134		Water Bath Controls		100	1.400	0.014	No
135		Shaker Controls		200	0.000	0.000	No
136		Shaker Surface		100	1.720	0.017	No
137		Tomtec Control Panel		200	0.000	0.000	No
138		Tomtec Tip Stack		100	0.000	0.000	No
139		Tomtec Transfer Surface		125	0.000	0.000	No
All storage areas have been sampled and surface contamination levels are less than 200DPM/100cm ² .						Approval by RSO	<u>RJW</u> <u>4/28/06</u>

Protocol #: 2 Name: SWIPE SURVEY C14 10-Apr-2006 17:54
 Region A: LL-UL= 0.0-156. Lcr= 0 Bkg= 0.00 %2 Sigma=0.00
 Region B: LL-UL= 4.0-156. Lcr= 0 Bkg= 0.00 %2 Sigma=0.00
 Region C: LL-UL= 0.0- 0.0 Lcr= 0 Bkg= 0.00 %2 Sigma=0.00
 Time = 20.00 QIP = tSIE ES Terminator = Count
 Conventional DPM
 Nuclide 1 = 139500
 Data/Application Drive & Path = C:\DATA
 Save Data Filename = ksd.177

S#	TIME	CPMA	DPM1	tSIE	%EFF	A:2S%	FLAG	TOD
1	20.00	29.40		639.	0.0	8.25	B 10-Apr-2006 17:	
2	20.00	132551.		765.	0.0	0.12	L 10-Apr-2006 18:	
3	20.00	131609.		627.	0.0	0.12	L 10-Apr-2006 18:	
4	20.00	130333.		523.	0.0	0.12	L 10-Apr-2006 18:	
5	20.00	128798.		426.	0.0	0.12	L 10-Apr-2006 19:	
6	20.00	126578.		342.	0.0	0.13	L 10-Apr-2006 19:	
7	20.00	122554.		250.	0.0	0.13	L 10-Apr-2006 20:	
8	20.00	116641.		183.	0.0	0.13	L 10-Apr-2006 20:	
9	20.00	106881.		124.	0.0	0.14	L 10-Apr-2006 20:	
10	20.00	91174.4		81.5	0.0	0.15	L 10-Apr-2006 21:	
11	20.00	62490.9		46.2	0.0	0.18	L 10-Apr-2006 21:	

% EFFICIENCY



QUENCH	ELA
46.15	44.80
183.17	83.61
426.09	92.33
764.81	95.02

QUENCH	ELA
81.47	65.36
249.68	87.85
522.61	93.43

QUENCH	ELA
124.43	76.62
342.17	90.74
626.97	94.34

SYSTEM NORMALIZED

C14 IPA DATA PROCESSED - 13-Apr-2006 13:01

C14 Eff (0-156 keV) = 92.86 %

H3 IPA DATA PROCESSED - 13-Apr-2006 13:03

H3 Eff (0-18.6 keV) = 79.25 %

BKG IPA DATA PROCESSED - 13-Apr-2006 14:03

Bkg (0-18.6 keV) = 13.37 cpm

Bkg (0-156 keV) = 19.58 cpm

C14 E^2/B (1-156 keV) = 582.61

H3 E^2/B (1-18.6 keV) = 475.33

Protocol #: 2 Name: SWIPE SURVEY C14 13-Apr-2006 14:14
 Region A: LL-UL= 0.0-156. Lcr= 0 Bkg= 0.00 %2 Sigma=0.00
 Region B: LL-UL= 4.0-156. Lcr= 0 Bkg= 0.00 %2 Sigma=0.00
 Region C: LL-UL= 0.0- 0.0 Lcr= 0 Bkg= 0.00 %2 Sigma=0.00
 Time = 10.00 QIP = tSIE ES Terminator = Count
 Conventional DPM
 Nuclide 1 = 139500
 Data/Application Drive & Path = C:\DATA
 Save Data Filename = ksd.178

S#	TIME	CPMA	DPM1	tSIE	%EFF	A:25%	FLAG	TOD
1	10.00	30.20		635.	0.0	11.51	B	13-Apr-2006 14:
2	10.00	132738.	139689.	766.	95.0	0.17	E	13-Apr-2006 14:
3	10.00	131578.	139408.	633.	94.4	0.17		13-Apr-2006 14:
4	10.00	130238.	139334.	527.	93.5	0.18		13-Apr-2006 14:
5	10.00	128716.	139337.	430.	92.4	0.18		13-Apr-2006 14:
6	10.00	126194.	139033.	343.	90.8	0.18		13-Apr-2006 15:
7	10.00	122201.	138974.	252.	87.9	0.18		13-Apr-2006 15:
8	10.00	116165.	138686.	185.	83.8	0.19		13-Apr-2006 15:
9	10.00	106355.	138651.	125.	76.7	0.19		13-Apr-2006 15:
10	10.00	90063.4	137924.	81.3	65.3	0.21		13-Apr-2006 15:
11	10.00	61172.0	134324.	47.2	45.5	0.26		13-Apr-2006 16:
(1 missing vial)								
13	10.00	0.00	0.00	522.	0.0	0.00		13-Apr-2006 16:
14	10.00	0.00	0.00	494.	0.0	0.00		13-Apr-2006 16:
15	10.00	2.00	2.17	422.	92.3	249.8		13-Apr-2006 16:
16	10.00	11.00	11.92	425.	92.3	48.58		13-Apr-2006 16:
17	10.00	0.80	0.86	493.	93.1	618.5		13-Apr-2006 16:
18	10.00	2.60	2.79	496.	93.2	193.1		13-Apr-2006 17:
19	10.00	0.00	0.00	387.	0.0	0.00		13-Apr-2006 17:
20	10.00	0.00	0.00	419.	0.0	0.00		13-Apr-2006 17:
21	10.00	0.00	0.00	513.	0.0	0.00		13-Apr-2006 17:
22	10.00	0.00	0.00	432.	0.0	0.00		13-Apr-2006 17:
23	10.00	1.30	1.39	512.	93.3	382.2		13-Apr-2006 18:
24	10.00	0.60	0.64	485.	93.1	823.3		13-Apr-2006 18:
25	10.00	0.00	0.00	499.	0.0	0.00		13-Apr-2006 18:
26	10.00	0.00	0.00	474.	0.0	0.00		13-Apr-2006 18:
27	10.00	0.00	0.00	519.	0.0	0.00		13-Apr-2006 18:
28	10.00	2.10	2.26	482.	93.0	238.1		13-Apr-2006 18:
29	10.00	0.00	0.00	524.	0.0	0.00		13-Apr-2006 19:
30	10.00	0.00	0.00	458.	0.0	0.00		13-Apr-2006 19:
31	10.00	0.00	0.00	354.	0.0	0.00		13-Apr-2006 19:
32	10.00	0.00	0.00	305.	0.0	0.00		13-Apr-2006 19:
33	10.00	0.00	0.00	431.	0.0	0.00		13-Apr-2006 19:
34	10.00	0.00	0.00	527.	0.0	0.00		13-Apr-2006 20:
35	10.00	0.00	0.00	502.	0.0	0.00		13-Apr-2006 20:
36	10.00	0.00	0.00	420.	0.0	0.00		13-Apr-2006 20:
37	10.00	0.00	0.00	353.	0.0	0.00		13-Apr-2006 20:
38	10.00	0.60	0.65	399.	91.9	823.3		13-Apr-2006 20:
39	10.00	0.00	0.00	465.	0.0	0.00		13-Apr-2006 20:
40	10.00	0.00	0.00	467.	0.0	0.00		13-Apr-2006 21:
41	10.00	0.00	0.00	507.	0.0	0.00		13-Apr-2006 21:
42	10.00	0.00	0.00	482.	0.0	0.00		13-Apr-2006 21:
43	10.00	0.00	0.00	552.	0.0	0.00		13-Apr-2006 21:
44	10.00	2.30	2.47	509.	93.3	217.7		13-Apr-2006 21:
45	10.00	1.00	1.07	526.	93.5	495.6		13-Apr-2006 21:
46	10.00	1.60	1.72	481.	93.0	311.3		13-Apr-2006 22:

S#	TIME	CPMA	DPM1	tSIE	%EFF	A:2S%	FLAG	TOD
47	10.00	0.40	0.43	495.	93.2	1233.	13-Apr-2006	22:
48	10.00	0.00	0.00	509.	0.0	0.00	13-Apr-2006	22:
49	10.00	0.70	0.75	534.	93.5	706.2	13-Apr-2006	22:
50	10.00	0.00	0.00	538.	0.0	0.00	13-Apr-2006	22:
51	10.00	2.80	2.99	551.	93.7	179.6	13-Apr-2006	23:
52	10.00	0.00	0.00	566.	0.0	0.00	13-Apr-2006	23:
53	10.00	0.00	0.00	486.	0.0	0.00	13-Apr-2006	23:
54	10.00	0.00	0.00	483.	0.0	0.00	13-Apr-2006	23:
55	10.00	0.00	0.00	351.	0.0	0.00	13-Apr-2006	23:
56	10.00	0.00	0.00	484.	0.0	0.00	13-Apr-2006	23:
57	10.00	1.00	1.07	517.	93.4	495.6	14-Apr-2006	00:
58	10.00	1.90	2.05	437.	92.5	262.7	14-Apr-2006	00:
59	10.00	0.00	0.00	365.	0.0	0.00	14-Apr-2006	00:
60	10.00	0.60	0.65	465.	92.8	823.3	14-Apr-2006	00:
61	10.00	0.00	0.00	559.	0.0	0.00	14-Apr-2006	00:
62	10.00	0.90	0.96	513.	93.3	550.2	14-Apr-2006	01:
63	10.00	0.00	0.00	515.	0.0	0.00	14-Apr-2006	01:
64	10.00	0.40	0.43	520.	93.4	1233.	14-Apr-2006	01:
65	10.00	2.10	2.25	516.	93.4	238.1	14-Apr-2006	01:
66	10.00	1.00	1.07	554.	93.7	495.6	14-Apr-2006	01:
67	10.00	1.20	1.29	509.	93.3	413.7	14-Apr-2006	01:
68	10.00	0.00	0.00	445.	0.0	0.00	14-Apr-2006	02:
69	10.00	0.60	0.64	546.	93.7	823.3	14-Apr-2006	02:
70	10.00	0.00	0.00	387.	0.0	0.00	14-Apr-2006	02:
71	10.00	0.00	0.00	337.	0.0	0.00	14-Apr-2006	02:
72	10.00	0.00	0.00	370.	0.0	0.00	14-Apr-2006	02:
73	10.00	1.40	1.50	540.	93.6	355.1	14-Apr-2006	02:
74	10.00	0.40	0.43	571.	93.9	1233.	14-Apr-2006	03:
75	10.00	0.00	0.00	543.	0.0	0.00	14-Apr-2006	03:
76	10.00	0.00	0.00	421.	0.0	0.00	14-Apr-2006	03:
77	10.00	0.00	0.00	609.	0.0	0.00	14-Apr-2006	03:
78	10.00	0.00	0.00	607.	0.0	0.00	14-Apr-2006	03:
79	10.00	0.00	0.00	619.	0.0	0.00	14-Apr-2006	04:
80	10.00	0.00	0.00	614.	0.0	0.00	14-Apr-2006	04:
81	10.00	1.30	1.38	574.	93.9	382.2	14-Apr-2006	04:
82	10.00	0.00	0.00	463.	0.0	0.00	14-Apr-2006	04:
83	10.00	0.00	0.00	565.	0.0	0.00	14-Apr-2006	04:
84	10.00	0.00	0.00	504.	0.0	0.00	14-Apr-2006	04:
85	10.00	0.00	0.00	563.	0.0	0.00	14-Apr-2006	05:
86	10.00	0.00	0.00	363.	0.0	0.00	14-Apr-2006	05:
87	10.00	0.00	0.00	567.	0.0	0.00	14-Apr-2006	05:
88	10.00	0.00	0.00	407.	0.0	0.00	14-Apr-2006	05:
89	10.00	0.00	0.00	524.	0.0	0.00	14-Apr-2006	05:
90	10.00	0.00	0.00	561.	0.0	0.00	14-Apr-2006	06:
91	10.00	0.00	0.00	494.	0.0	0.00	14-Apr-2006	06:
92	10.00	5.80	6.20	537.	93.6	88.72	14-Apr-2006	06:
93	10.00	0.60	0.64	574.	93.9	823.3	14-Apr-2006	06:
94	10.00	0.00	0.00	421.	0.0	0.00	14-Apr-2006	06:
95	10.00	0.00	0.00	529.	0.0	0.00	14-Apr-2006	06:
96	10.00	0.00	0.00	562.	0.0	0.00	14-Apr-2006	07:
97	10.00	12.00	12.87	505.	93.3	44.85	14-Apr-2006	07:
98	10.00	0.20	0.21	565.	93.8	2462.	14-Apr-2006	07:
99	10.00	0.00	0.00	550.	0.0	0.00	14-Apr-2006	07:
100	10.00	1.90	2.06	416.	92.2	262.7	14-Apr-2006	07:
101	10.00	0.00	0.00	543.	0.0	0.00	14-Apr-2006	07:
102	10.00	3.20	3.43	522.	93.4	157.6	14-Apr-2006	08:

S#	TIME	CPMA	DPM1	tSIE	%EFF	A:2S%	FLAG	TOD
103	10.00	0.00	0.00	465.	0.0	0.00		14-Apr-2006 08:
104	10.00	0.00	0.00	533.	0.0	0.00		14-Apr-2006 08:
105	10.00	0.00	0.00	386.	0.0	0.00		14-Apr-2006 08:
106	10.00	0.00	0.00	537.	0.0	0.00		14-Apr-2006 08:
107	10.00	0.00	0.00	432.	0.0	0.00		14-Apr-2006 09:
108	10.00	0.00	0.00	474.	0.0	0.00		14-Apr-2006 09:
109	10.00	0.30	0.32	430.	92.4	1643.		14-Apr-2006 09:
110	10.00	0.00	0.00	522.	0.0	0.00		14-Apr-2006 09:
111	10.00	0.00	0.00	505.	0.0	0.00		14-Apr-2006 09:
112	10.00	0.00	0.00	451.	0.0	0.00		14-Apr-2006 09:
113	10.00	1.00	1.07	492.	93.1	495.6		14-Apr-2006 10:
114	10.00	0.00	0.00	402.	0.0	0.00		14-Apr-2006 10:
115	10.00	1.40	1.51	446.	92.6	355.1		14-Apr-2006 10:
116	10.00	0.00	0.00	544.	0.0	0.00		14-Apr-2006 10:
117	10.00	0.00	0.00	526.	0.0	0.00		14-Apr-2006 10:
118	10.00	0.00	0.00	455.	0.0	0.00		14-Apr-2006 11:
119	10.00	0.00	0.00	549.	0.0	0.00		14-Apr-2006 11:
120	10.00	0.00	0.00	506.	0.0	0.00		14-Apr-2006 11:
121	10.00	0.00	0.00	338.	0.0	0.00		14-Apr-2006 11:
122	10.00	0.00	0.00	551.	0.0	0.00		14-Apr-2006 11:
123	10.00	0.00	0.00	491.	0.0	0.00		14-Apr-2006 11:
124	10.00	2.70	2.88	543.	93.6	186.1		14-Apr-2006 12:
125	10.00	0.70	0.74	583.	94.0	706.2		14-Apr-2006 12:
126	10.00	0.00	0.00	505.	0.0	0.00		14-Apr-2006 12:
127	10.00	0.00	0.00	379.	0.0	0.00		14-Apr-2006 12:
128	10.00	0.00	0.00	565.	0.0	0.00		14-Apr-2006 12:
129	10.00	0.00	0.00	529.	0.0	0.00		14-Apr-2006 13:
130	10.00	2.30	2.47	486.	93.1	217.7		14-Apr-2006 13:
131	10.00	0.00	0.00	565.	0.0	0.00		14-Apr-2006 13:
132	10.00	0.00	0.00	519.	0.0	0.00		14-Apr-2006 13:
133	10.00	0.00	0.00	560.	0.0	0.00		14-Apr-2006 13:
134	10.00	1.30	1.40	475.	92.9	382.2		14-Apr-2006 13:
135	10.00	0.00	0.00	360.	0.0	0.00		14-Apr-2006 14:
136	10.00	1.60	1.72	469.	92.9	311.3		14-Apr-2006 14:
137	10.00	0.00	0.00	534.	0.0	0.00		14-Apr-2006 14:
138	10.00	0.00	0.00	584.	0.0	0.00		14-Apr-2006 14:
139	10.00	0.00	0.00	534.	0.0	0.00		14-Apr-2006 14:

SURFACE CONTAMINATION SURVEYS
DECOMMISSION SURVEY OF SFBCTAYLOR FACILITY
107 COLLEGE ROAD EAST PRINCETON, NJ 08540

Initials, Date:	<u>NA</u>	Radioisotope (circle):	¹⁴ C	<u>³H</u>	³⁵ S
Reporting Period:	<u>/</u>				

SURVEY RECORD

Sample No.	Date	Description	INS No.	Area (cm ²)	DPM	DPM/cm ²	Action Required
	4/11/06	Historic Instrumentation Survey					
13		Left Hood Surface	INS 114	1600	4.530	0.003	No
14		Right Hood Surface		1600	0.000	0.000	No
15		Front Hood Grille		1200	0.000	0.000	No
16		Light and Blower Switch		100	0.910	0.009	No
17		Power Switch		100	3.290	0.033	No
18		Gas/Vacuum Controls		100	0.000	0.000	No
19		Left Hood Surface	INS 161	1600	0.000	0.000	No
20		Right Hood Surface		1600	0.000	0.000	No
21		Front Hood Grille		800	0.000	0.000	No
22		Light and Blower Switch		100	0.000	0.000	No
23		Power Switch		100	0.180	0.002	No
24		Gas/Vacuum Controls		100	0.000	0.000	No
25		Left Hood Surface	INS 161	1600	0.000	0.000	No
26		Right Hood Surface		1600	0.000	0.000	No
27		Front Hood Grille		800	0.000	0.000	No
28		Light and Blower Switch		100	0.000	0.000	No
29		Power Switch		100	0.000	0.000	No
30		Gas/Vacuum Controls		100	0.000	0.000	No
All storage areas have been sampled and surface contamination levels are less than 200DPM/100cm ² .						Approval by RSO	<u>PJH</u> 4/28/06

SURFACE CONTAMINATION SURVEYS
DECOMMISSION SURVEY OF SFBCTAYLOR FACILITY
107 COLLEGE ROAD EAST PRINCETON, NJ 08540

Initials, Date:	<u>NA</u>	Radioisotope (circle):	¹⁴ C	³ H	³⁵ S
Reporting Period:	<u>1</u>				

SURVEY RECORD

Sample No.	Date	Description	INS No.	Area (cm ²)	DPM	DPM/cm ²	Action Required
	4/11/06	Historic Instrumentation Survey					
31		Left Hood Surface	INS 183	1600	0.000	0.000	No
32		Right Hood Surface		1600	0.000	0.000	No
33		Front Hood Grille		800	0.000	0.000	No
34		Light and Blower Switch		100	0.000	0.000	No
35		Power Switch		100	0.000	0.000	No
36		Gas/Vacuum Controls		100	0.000	0.000	No
37		Left Hood Surface	INS 184	1600	0.000	0.000	No
38		Right Hood Surface		1600	0.970	0.001	No
39		Front Hood Grille		800	0.000	0.000	No
40		Light and Blower Switch		100	0.000	0.000	No
41		Power Switch		100	0.000	0.000	No
42		Gas/Vacuum Controls		100	0.000	0.000	No
43		Left Hood Surface	INS 218	1600	0.000	0.000	No
44		Right Hood Surface		1600	0.000	0.000	No
45		Front Hood Grille		800	0.000	0.000	No
46		Light and Blower Switch		100	0.000	0.000	No
47		Power Switch		100	0.000	0.000	No
48		Gas/Vacuum Controls		100	0.000	0.000	No
All storage areas have been sampled and surface contamination levels are less than 200DPM/100cm ² .						Approval by RSO	<i>[Signature]</i> 4/28/06

SURFACE CONTAMINATION SURVEYS
DECOMMISSION SURVEY OF SFBCTAYLOR FACILITY
107 COLLEGE ROAD EAST PRINCETON, NJ 08540

Initials, Date:	<u> JVA </u>	Radioisotope (circle):	¹⁴ C	<u> ³H </u>	³⁵ S
Reporting Period:	<u> / </u>				

SURVEY RECORD

Sample No.	Date	Description	INS No.	Area (cm ²)	DPM	DPM/cm ²	Action Required
	4/11/06	Historic Instrumentation Survey					
49		Left Hood Surface	INS 219	400	0.000	0.000	No
50		Right Hood Surface		400	0.670	0.002	No
51		Front Hood Grille		800	5.250	0.007	No
52		Light and Blower Switch		100	0.000	0.000	No
53		Power Switch		100	0.000	0.000	No
54		Gas/Vacuum Controls		100	0.000	0.000	No
55		Left Hood Surface	INS 694	1200	0.000	0.000	No
56		Right Hood Surface		1200	0.000	0.000	No
57		Front Hood Grille		600	0.000	0.000	No
58		Light and Blower Switch		100	0.000	0.000	No
59		Power Switch		100	0.000	0.000	No
60		Gas/Vacuum Controls		100	0.000	0.000	No
61		Centrifuge Control Panel	INS 028	100	1.940	0.019	No
62		Centrifuge Bucketsl		200	1.370	0.007	No
63		Centrifuge Inside Surface		800	1.210	0.002	No
64		Centrifuge Interior Cover		400	0.000	0.000	No
65		Centrifuge Control Panel	Ins 106	100	0.180	0.002	No
66		Centrifuge Bucketsl		800	0.000	0.000	No
67		Centrifuge Inside Surface		200	0.000	0.000	No
68		Centrifuge Interior Cover		400	0.000	0.000	No
All storage areas have been sampled and surface contamination levels are less than 200DPM/100cm ² .						Approval by RSO	<u> JVA </u> 4/28/06

SURFACE CONTAMINATION SURVEYS
DECOMMISSION SURVEY OF SFBCTAYLOR FACILITY
107 COLLEGE ROAD EAST PRINCETON, NJ 08540

Initials, Date:	<u>NA</u>	Radioisotope (circle):	¹⁴ C	³ H	³⁵ S
Reporting Period:	<u>/</u>				

SURVEY RECORD

Sample No.	Date	Description	INS No.	Area (cm ²)	DPM	DPM/cm ²	Action Required
	4/11/06	Historic Instrumentation Survey					
69		Centrifuge Control Panel	INS 283	50	9.650	0.193	No
70		Centrifuge Bucketsl		600	0.000	0.000	No
71		Centrifuge Inside Surface		400	0.000	0.000	No
72		Centrifuge Interior Cover		200	0.000	0.000	No
73		Centrifuge Control Panel	INS 286	50	0.000	0.000	No
74		Centrifuge Bucketsl		600	4.040	0.007	No
75		Centrifuge Inside Surface		400	0.000	0.000	No
76		Centrifuge Interior Cover		200	0.000	0.000	No
77		Centrifuge Control Panel	INS 489	Retired	0.000		No
78		Centrifuge Bucketsl		Retired	0.000		No
79		Centrifuge Inside Surface		Retired	0.000		No
80		Centrifuge Interior Cover		Retired	0.000		No
81		Centrifuge Control Panel	INS 518	100	0.160	0.002	No
82		Centrifuge Bucketsl		700	0.000	0.000	No
83		Centrifuge Inside Surface		400	2.190	0.005	No
84		Centrifuge Interior Cover		400	0.000	0.000	No
85		Centrifuge Control Panel	Ins 770	100	0.000	0.000	No
86		Centrifuge Bucketsl		700	0.000	0.000	No
87		Centrifuge Inside Surface		400	0.000	0.000	No
88		Centrifuge Interior Cover		400	0.000	0.000	No
All storage areas have been sampled and surface contamination levels are less than 200DPM/100cm ² .							Approval by RSO <i>[Signature]</i> 4/28/06

SURFACE CONTAMINATION SURVEYS
DECOMMISSION SURVEY OF SFBCTAYLOR FACILITY
107 COLLEGE ROAD EAST PRINCETON, NJ 08540

Initials, Date: <u> DA </u>	Radioisotope (circle): ^{14}C ^3H ^{35}S
Reporting Period: <u> / </u>	

SURVEY RECORD

Sample No.	Date	Description	INS No.	Area (cm ²)	DPM	DPM/cm ²	Action Required
------------	------	-------------	---------	-------------------------	-----	---------------------	-----------------

	4/11/06	Historic Instrumentation Survey					
89		Mass Spec Source	INS 294	100	1.520	0.015	No
90		MS Panel		800	0.000	0.000	No
91		Floor Near MS Source		800	0.000	0.000	No
92		Mass Spec Source	INS 309	100	8.520	0.085	No
93		MS Panel		800	0.780	0.001	No
94		Floor Near MS Source		1400	0.000	0.000	No
95		Mass Spec Source	INS 403	100	0.000	0.000	No
96		MS Panel		800	1.430	0.002	No
97		Floor Near MS Source		1400	0.000	0.000	No
98		Mass Spec Source	INS 492	100	0.790	0.008	No
99		MS Panel		800	0.000	0.000	No
100		Floor Near MS Source		1400	4.120	0.003	No
101		Mass Spec Source	INS 518	100	0.000	0.000	No
102		MS Panel		800	0.000	0.000	No
103		Floor Near MS Source		1400	3.280	0.002	No
104		MultiProbe Tipes		25	1.670	0.067	No
105		Multiprobe Platform	Ins 770	400	0.000	0.000	No
106		MultiProbe Tipes		25	5.030	0.201	No
107		Multiprobe Platform		400	0.000	0.000	No

All storage areas have been sampled and surface contamination levels are less than 200DPM/100cm².

Approval by
RSO

[Signature]
4/28/06

SURFACE CONTAMINATION SURVEYS
DECOMMISSION SURVEY OF SFBCTAYLOR FACILITY
107 COLLEGE ROAD EAST PRINCETON, NJ 08540

Initials, Date:	<i>NA</i>	Radioisotope (circle):	^{14}C	^3H	^{35}S
Reporting Period:					

SURVEY RECORD

Sample No.	Date	Description	INS No.	Area (cm ²)	DPM	DPM/cm ²	Action Required
	4/11/06	Historic Instrumentation Survey					
108		SPE Manifold Sample Entrance	INS 426	100	0.000	0.000	No
109		SPE Manifold Sample Effluent		100	0.000	0.000	No
110		SPE Manifold Sample Entrance		100	0.000	0.000	No
111		SPE Manifold Sample Effluent	INS 427	100	0.890	0.009	No
112		SPE Manifold Sample Entrance		100	0.000	0.000	No
113		SPE Manifold Sample Effluent		100	0.000	0.000	No
114		SPE Manifold Sample Entrance	INS 480	100	0.000	0.000	No
115		SPE Manifold Sample Entrance		100	0.000	0.000	No
116		TurboVap Key Pad	INS 109	200	1.480	0.007	No
117		TurboVap Gas Jets		100	0.000	0.000	No
118		TurboVap Key Pad	INS 116	200	0.000	0.000	No
119		TurboVap Gas Jets		100	0.000	0.000	No
120		TurboVap Key Pad	INS 169	200	0.000	0.000	No
121		TurboVap Gas Jets		100	0.000	0.000	No
122		TurboVap Key Pad	INS 220	200	0.000	0.000	No
123		TurboVap Gas Jets		100	0.000	0.000	No
124		TurboVap Key Pad	INS 356	200	1.710	0.009	No
125		TurboVap Gas Jets		100	0.000	0.000	No
126		TurboVap Key Pad	INS 358	200	0.000	0.000	No
127		TurboVap Gas Jets		100	0.000	0.000	
All storage areas have been sampled and surface contamination levels are less than 200DPM/100cm ² .						Approval by	<i>RJW</i>
						RSO	4/28/06

SURFACE CONTAMINATION SURVEYS
DECOMMISSION SURVEY OF SFBCTAYLOR FACILITY
107 COLLEGE ROAD EAST PRINCETON, NJ 08540

Initials, Date:	<u>N/A</u>	Radioisotope (circle):	^{14}C	^3H	^{35}S
Reporting Period:	<u>1</u>				

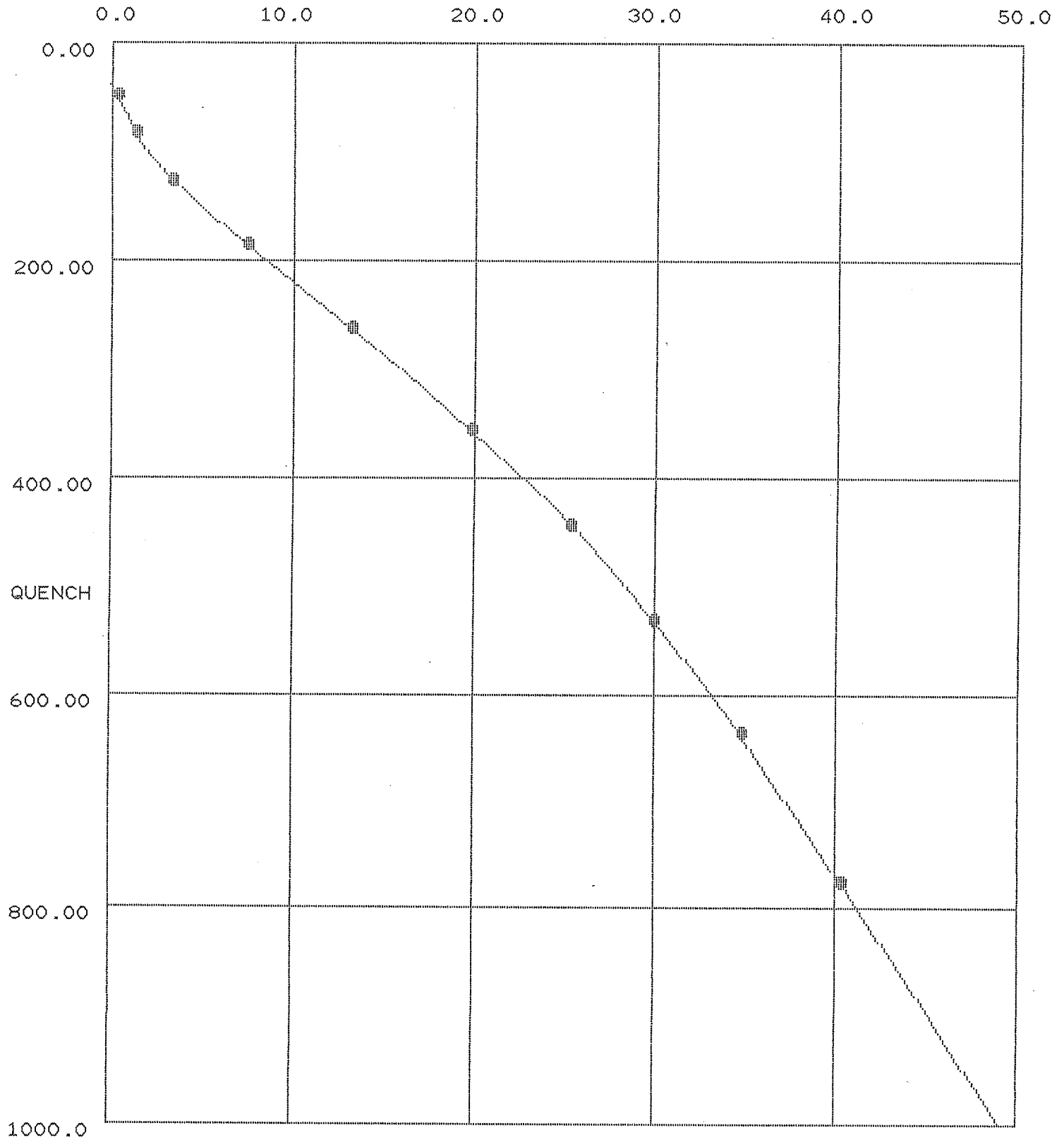
SURVEY RECORD

Sample No.	Date	Description	INS No.	Area (cm ²)	DPM	DPM/cm ²	Action Required
	4/11/06	Historic Instrumentation Survey					
128		Autosampler Syringe Area	INS 476	50	0.000	0.000	No
129		Autosampler Injector		50	0.000	0.000	No
130		Autosampler Sample Tray		400	0.000	0.000	No
131		Autosampler Syringe Area	INS 424	50	0.000	0.000	No
132		Autosampler Injector		50	0.000	0.000	No
133		Autosampler Sample Tray		400	1.120	0.003	No
134		Water Bath Controls		100	0.790	0.008	No
135		Shaker Controls		200	0.000	0.000	No
136		Shaker Surface		100	0.000	0.000	No
137		Tomtec Control Panel		200	0.000	0.000	No
138		Tomtec Tip Stack		100	3.740	0.037	No
139		Tomtec Transfer Surface		125	0.000	0.000	No
All storage areas have been sampled and surface contamination levels are less than 200DPM/100cm ² .						Approval by	
						RSO	<u>4/28/06</u>

Protocol #: 5 Name: SWIPE SURVEY H-3 14-Apr-2006 17:11
 Region A: LL-UL= 2.0-18.0 Lcr= 0 Bkg= 0.00 %2 Sigma=0.00
 Region B: LL-UL= 0.0-20.0 Lcr= 0 Bkg= 0.00 %2 Sigma=0.00
 Region C: LL-UL= 0.0- 0.0 Lcr= 0 Bkg= 0.00 %2 Sigma=0.00
 Time = 20.00 QIP = tSIE ES Terminator = Count
 Conventional DPM
 Nuclide 1 = 279500
 Data/Application Drive & Path = C:\DATA
 Save Data Filename = LDATA1.112

S#	TIME	CPMA	DPM1	tSIE	%EFF	B:2S%	FLAG	TOD
(1 missing vial)								
2	20.00	112981.	777.	0.0	0.12	L	14-Apr-2006 17:	
3	20.00	97573.0	637.	0.0	0.13	L	14-Apr-2006 17:	
4	20.00	84052.4	531.	0.0	0.14	L	14-Apr-2006 17:	
5	20.00	71170.4	442.	0.0	0.15	L	14-Apr-2006 18:	
6	20.00	55659.4	356.	0.0	0.16	L	14-Apr-2006 18:	
7	20.00	37157.2	262.	0.0	0.18	L	14-Apr-2006 18:	
8	20.00	21025.0	186.	0.0	0.22	L	14-Apr-2006 19:	
9	20.00	9522.40	126.	0.0	0.30	L	14-Apr-2006 19:	
10	20.00	3893.55	84.4	0.0	0.41	L	14-Apr-2006 19:	
11	20.00	905.00	47.0	0.0	0.71	L	14-Apr-2006 20:	

% EFFICIENCY



QUENCH	ELA
46.95	0.32
186.29	7.52
442.39	25.46
776.94	40.42

QUENCH	ELA
84.45	1.39
262.37	13.29
531.23	30.07

QUENCH	ELA
125.76	3.41
356.42	19.91
637.43	34.91

SYSTEM NORMALIZED

C14 IPA DATA PROCESSED - 21-Apr-2006 09:18

C14 Eff (0-156 keV) = 92.66 %

H3 IPA DATA PROCESSED - 21-Apr-2006 09:19

H3 Eff (0-18.6 keV) = 78.31 %

BKG IPA DATA PROCESSED - 21-Apr-2006 10:19

Bkg (0-18.6 keV) = 12.13 cpm

Bkg (0-156 keV) = 17.77 cpm

C14 E^2/B (1-156 keV) = 624.93

H3 E^2/B (1-18.6 keV) = 502.63

Protocol #: 5 Name: SWIPE SURVEY H-3 21-Apr-2006 10:40
 Region A: LL-UL= 2.0-18.0 Lcr= 0 Bkg= 0.00 %2 Sigma=0.00
 Region B: LL-UL= 0.0-20.0 Lcr= 0 Bkg= 0.00 %2 Sigma=0.00
 Region C: LL-UL= 0.0- 0.0 Lcr= 0 Bkg= 0.00 %2 Sigma=0.00
 Time = 20.00 QIP = tsIE ES Terminator = Count
 Conventional DPM
 Nuclide 1 = 279500
 Data/Application Drive & Path = C:\DATA
 Save Data Filename = LDATA1.115

S#	TIME	CPMA	DPM1	tsIE	%EFF	B:2S%	FLAG	TOD
1	20.00	16.45		637.	0.0	9.71	B	21-Apr-2006 10:
2	20.00	111721.	275188.	781.	40.6	0.12	E	21-Apr-2006 11:
3	20.00	96504.5	276046.	639.	35.0	0.13		21-Apr-2006 11:
4	20.00	83107.8	275432.	533.	30.2	0.14		21-Apr-2006 11:
5	20.00	70197.7	273015.	447.	25.7	0.15		21-Apr-2006 12:
6	20.00	55100.5	274407.	359.	20.1	0.16		21-Apr-2006 12:
7	20.00	36501.1	273709.	263.	13.3	0.18		21-Apr-2006 12:
8	20.00	20805.7	268430.	189.	7.8	0.22		21-Apr-2006 13:
9	20.00	9462.55	265468.	128.	3.6	0.30		21-Apr-2006 13:
10	20.00	3878.20	264032.	86.3	1.5	0.41		21-Apr-2006 13:
11	20.00	919.25	244726.	49.6	0.4	0.70		21-Apr-2006 14:
(1 missing vial)								
13	20.00	1.25	4.53	482.	27.6	149.0		21-Apr-2006 14:
14	20.00	0.00	0.00	451.	0.0	0.00		21-Apr-2006 14:
15	20.00	0.00	0.00	374.	0.0	0.00		21-Apr-2006 15:
16	20.00	0.20	0.91	386.	21.9	169.8		21-Apr-2006 15:
17	20.00	0.90	3.29	478.	27.4	0.00		21-Apr-2006 15:
18	20.00	0.00	0.00	459.	0.0	211.4		21-Apr-2006 16:
19	20.00	0.00	0.00	378.	0.0	0.00		21-Apr-2006 16:
20	20.00	0.00	0.00	418.	0.0	0.00		21-Apr-2006 16:
21	20.00	0.00	0.00	510.	0.0	211.4		21-Apr-2006 17:
22	20.00	0.00	0.00	421.	0.0	0.00		21-Apr-2006 17:
23	20.00	0.00	0.00	512.	0.0	227.4		21-Apr-2006 18:
24	20.00	0.05	0.18	478.	27.4	165.2		21-Apr-2006 18:
25	20.00	0.00	0.00	491.	0.0	0.00		21-Apr-2006 18:
26	20.00	0.00	0.00	471.	0.0	0.00		21-Apr-2006 19:
27	20.00	0.00	0.00	508.	0.0	0.00		21-Apr-2006 19:
28	20.00	0.00	0.00	470.	0.0	974.1		21-Apr-2006 19:
29	20.00	0.00	0.00	518.	0.0	0.00		21-Apr-2006 20:
30	20.00	0.00	0.00	440.	0.0	419.4		21-Apr-2006 20:
31	20.00	0.00	0.00	342.	0.0	0.00		21-Apr-2006 20:
32	20.00	0.00	0.00	300.	0.0	0.00		21-Apr-2006 21:
33	20.00	0.00	0.00	424.	0.0	165.2		21-Apr-2006 21:
34	20.00	0.00	0.00	510.	0.0	219.1		21-Apr-2006 21:
35	20.00	0.00	0.00	492.	0.0	974.1		21-Apr-2006 22:
36	20.00	0.00	0.00	409.	0.0	92.97		21-Apr-2006 22:
37	20.00	0.00	0.00	347.	0.0	0.00		21-Apr-2006 22:
38	20.00	0.20	0.97	366.	20.6	227.4		21-Apr-2006 23:
39	20.00	0.00	0.00	454.	0.0	0.00		21-Apr-2006 23:
40	20.00	0.00	0.00	451.	0.0	0.00		21-Apr-2006 23:
41	20.00	0.00	0.00	502.	0.0	835.4		22-Apr-2006 00:
42	20.00	0.00	0.00	471.	0.0	327.0		22-Apr-2006 00:
43	20.00	0.00	0.00	546.	0.0	731.4		22-Apr-2006 00:
44	20.00	0.00	0.00	509.	0.0	451.4		22-Apr-2006 01:
45	20.00	0.00	0.00	522.	0.0	0.00		22-Apr-2006 01:
46	20.00	0.00	0.00	469.	0.0	419.4		22-Apr-2006 02:

S#	TIME	CPMA	DPM1	tSIE	%EFF	B:2S%	FLAG	TOD
47	20.00	0.00	0.00	490.	0.0	0.00	22-Apr-2006	02:
48	20.00	0.00	0.00	499.	0.0	0.00	22-Apr-2006	02:
49	20.00	0.00	0.00	532.	0.0	974.1	22-Apr-2006	03:
50	20.00	0.20	0.67	528.	29.9	280.8	22-Apr-2006	03:
51	20.00	1.60	5.25	540.	30.5	91.61	22-Apr-2006	03:
52	20.00	0.00	0.00	561.	0.0	0.00	22-Apr-2006	04:
53	20.00	0.00	0.00	479.	0.0	532.9	22-Apr-2006	04:
54	20.00	0.00	0.00	478.	0.0	0.00	22-Apr-2006	04:
55	20.00	0.00	0.00	341.	0.0	5828.	22-Apr-2006	05:
56	20.00	0.00	0.00	448.	0.0	2916.	22-Apr-2006	05:
57	20.00	0.00	0.00	492.	0.0	0.00	22-Apr-2006	05:
58	20.00	0.00	0.00	415.	0.0	0.00	22-Apr-2006	06:
59	20.00	0.00	0.00	337.	0.0	0.00	22-Apr-2006	06:
60	20.00	0.00	0.00	446.	0.0	0.00	22-Apr-2006	06:
61	20.00	0.60	1.94	548.	30.9	64.01	22-Apr-2006	07:
62	20.00	0.40	1.37	513.	29.2	280.8	22-Apr-2006	07:
63	20.00	0.35	1.21	506.	28.8	185.4	22-Apr-2006	07:
64	20.00	0.00	0.00	513.	0.0	0.00	22-Apr-2006	08:
65	20.00	0.05	0.18	494.	28.2	0.00	22-Apr-2006	08:
66	20.00	0.00	0.00	551.	0.0	451.4	22-Apr-2006	08:
67	20.00	0.00	0.00	504.	0.0	0.00	22-Apr-2006	09:
68	20.00	0.00	0.00	451.	0.0	0.00	22-Apr-2006	09:
69	20.00	2.85	9.65	520.	29.5	56.28	22-Apr-2006	10:
70	20.00	0.00	0.00	375.	0.0	0.00	22-Apr-2006	10:
71	20.00	0.00	0.00	329.	0.0	0.00	22-Apr-2006	10:
72	20.00	0.00	0.00	375.	0.0	0.00	22-Apr-2006	11:
73	20.00	0.00	0.00	538.	0.0	585.8	22-Apr-2006	11:
74	20.00	1.30	4.04	576.	32.2	197.5	22-Apr-2006	11:
75	20.00	0.00	0.00	536.	0.0	0.00	22-Apr-2006	12:
76	20.00	0.00	0.00	419.	0.0	0.00	22-Apr-2006	12:
77	20.00	0.00	0.00	615.	0.0	0.00	22-Apr-2006	12:
78	20.00	0.00	0.00	615.	0.0	0.00	22-Apr-2006	13:
79	20.00	0.00	0.00	624.	0.0	0.00	22-Apr-2006	13:
80	20.00	0.00	0.00	618.	0.0	0.00	22-Apr-2006	13:
81	20.00	0.05	0.16	565.	31.7	451.4	22-Apr-2006	14:
82	20.00	0.00	0.00	460.	0.0	0.00	22-Apr-2006	14:
83	20.00	0.70	2.19	570.	31.9	731.4	22-Apr-2006	14:
84	20.00	0.00	0.00	501.	0.0	0.00	22-Apr-2006	15:
85	20.00	0.00	0.00	556.	0.0	1168.	22-Apr-2006	15:
86	20.00	0.00	0.00	366.	0.0	0.00	22-Apr-2006	15:
87	20.00	0.00	0.00	565.	0.0	0.00	22-Apr-2006	16:
88	20.00	0.00	0.00	402.	0.0	0.00	22-Apr-2006	16:
89	20.00	0.45	1.52	521.	29.6	488.8	22-Apr-2006	16:
90	20.00	0.00	0.00	558.	0.0	0.00	22-Apr-2006	17:
91	20.00	0.00	0.00	479.	0.0	0.00	22-Apr-2006	17:
92	20.00	2.55	8.52	528.	29.9	105.6	22-Apr-2006	17:
93	20.00	0.25	0.78	575.	32.1	2916.	22-Apr-2006	18:
94	20.00	0.00	0.00	388.	0.0	0.00	22-Apr-2006	18:
95	20.00	0.00	0.00	528.	0.0	451.4	22-Apr-2006	19:
96	20.00	0.45	1.43	561.	31.5	132.8	22-Apr-2006	19:
97	20.00	0.00	0.00	450.	0.0	0.00	22-Apr-2006	19:
98	20.00	0.25	0.79	564.	31.6	367.4	22-Apr-2006	20:
99	20.00	0.00	0.00	547.	0.0	256.6	22-Apr-2006	20:
100	20.00	0.90	4.12	385.	21.9	219.1	22-Apr-2006	20:
101	20.00	0.00	0.00	547.	0.0	0.00	22-Apr-2006	21:
102	20.00	0.00	0.00	520.	0.0	0.00	22-Apr-2006	21:

S#	TIME	CPMA	DPM1	tsIE	%EFF	B:2S%	FLAG	TOD
103	20.00	0.80	3.28	425.	24.4	145.4	22-Apr-2006	21:
104	20.00	0.50	1.67	527.	29.9	111.2	22-Apr-2006	22:
105	20.00	0.00	0.00	371.	0.0	0.00	22-Apr-2006	22:
106	20.00	1.50	5.03	526.	29.8	115.4	22-Apr-2006	22:
107	20.00	0.00	0.00	424.	0.0	0.00	22-Apr-2006	23:
108	20.00	0.00	0.00	478.	0.0	0.00	22-Apr-2006	23:
109	20.00	0.00	0.00	429.	0.0	0.00	22-Apr-2006	23:
110	20.00	0.00	0.00	522.	0.0	0.00	23-Apr-2006	00:
111	20.00	0.25	0.89	492.	28.1	142.1	23-Apr-2006	00:
112	20.00	0.00	0.00	443.	0.0	835.4	23-Apr-2006	00:
113	20.00	0.00	0.00	492.	0.0	0.00	23-Apr-2006	01:
114	20.00	0.00	0.00	384.	0.0	0.00	23-Apr-2006	01:
115	20.00	0.00	0.00	431.	0.0	122.2	23-Apr-2006	01:
116	20.00	0.45	1.48	540.	30.5	1945.	23-Apr-2006	02:
117	20.00	0.00	0.00	524.	0.0	0.00	23-Apr-2006	02:
118	20.00	0.00	0.00	451.	0.0	5828.	23-Apr-2006	03:
119	20.00	0.00	0.00	551.	0.0	0.00	23-Apr-2006	03:
120	20.00	0.00	0.00	498.	0.0	197.5	23-Apr-2006	03:
121	20.00	0.00	0.00	316.	0.0	0.00	23-Apr-2006	04:
122	20.00	0.00	0.00	542.	0.0	346.0	23-Apr-2006	04:
123	20.00	0.00	0.00	483.	0.0	0.00	23-Apr-2006	04:
124	20.00	0.50	1.71	512.	29.2	60.44	23-Apr-2006	05:
125	20.00	0.00	0.00	534.	0.0	91.61	23-Apr-2006	05:
126	20.00	0.00	0.00	493.	0.0	117.6	23-Apr-2006	05:
127	20.00	0.00	0.00	375.	0.0	0.00	23-Apr-2006	06:
128	20.00	0.00	0.00	558.	0.0	211.4	23-Apr-2006	06:
129	20.00	0.00	0.00	520.	0.0	0.00	23-Apr-2006	06:
130	20.00	0.00	0.00	484.	0.0	0.00	23-Apr-2006	07:
131	20.00	0.00	0.00	558.	0.0	0.00	23-Apr-2006	07:
132	20.00	0.00	0.00	515.	0.0	650.6	23-Apr-2006	07:
133	20.00	0.35	1.12	557.	31.3	185.4	23-Apr-2006	08:
134	20.00	0.20	0.75	463.	26.6	327.0	23-Apr-2006	08:
135	20.00	0.00	0.00	344.	0.0	0.00	23-Apr-2006	08:
136	20.00	0.00	0.00	464.	0.0	0.00	23-Apr-2006	09:
137	20.00	0.00	0.00	528.	0.0	391.7	23-Apr-2006	09:
138	20.00	1.20	3.74	574.	32.1	122.2	23-Apr-2006	09:
139	20.00	0.00	0.00	530.	0.0	974.1	23-Apr-2006	10:

This is to acknowledge the receipt of your letter/application dated

5/1/2006, and to inform you that the initial processing which includes an administrative review has been performed.

☒ AMEND. 29-30390-01
There were no administrative omissions. Your application was assigned to a technical reviewer. Please note that the technical review may identify additional omissions or require additional information.

☐ Please provide to this office within 30 days of your receipt of this card

A copy of your action has been forwarded to our License Fee & Accounts Receivable Branch, who will contact you separately if there is a fee issue involved.

Your action has been assigned Mail Control Number 138797.
When calling to inquire about this action, please refer to this control number.
You may call us on (610) 337-5398, or 337-5260.