



**FPL**

**MAR 3 1 2006**

L-2006-090  
10 CFR 50.36a(a)(2)


U. S. Nuclear Regulatory Commission  
Attn: Document Control Desk  
Washington, D.C. 20555

Re: Turkey Point Units 3 and 4  
Docket Nos. 50-250 and 50-251  
Annual Radioactive Effluent Release Report

Attached is the Radioactive Effluent Release Report for the period of January 1, 2005, through December 31, 2005, for Turkey Point Units 3 and 4, as required by Technical Specification 6.9.1.4 and 10 CFR 50.36a (a)(2).

Should there be any questions or comments regarding this information, please contact Walter Parker at (305) 246-6632.

Very truly yours,

  
Terry O. Jones  
Vice President  
Turkey Point Nuclear Plant

SM

Attachment

cc: Regional Administrator, Region II, USNRC  
Senior Resident Inspector, USNRC, Turkey Point Plant

1E48


Florida Power and Light  
Turkey Point Plant  
Units 3 and 4


**ANNUAL RADIOACTIVE EFFLUENT RELEASE REPORT**

January 2005 through December 2005

*Submitted by:*

NUCLEAR CHEMISTRY DEPARTMENT  
FLORIDA POWER AND LIGHT COMPANY

  
\_\_\_\_\_  
P. E. Skinner, Radiochemistry Supervisor

  
\_\_\_\_\_  
R. W. Pell, Chemistry Supervisor

  
\_\_\_\_\_  
M. Navin, Operations Manager

TURKEY POINT UNITS 3 AND 4  
ANNUAL RADIOACTIVE EFFLUENT RELEASE REPORT  
JANUARY 2005 THROUGH DECEMBER 2005

## Table of Contents

1.0	REGULATORY LIMITS .....	3
2.0	EFFLUENT CONCENTRATION.....	4
3.0	AVERAGE ENERGY .....	4
4.0	MEASUREMENTS AND APPROXIMATIONS OF TOTAL ACTIVITY .....	4
5.0	BATCH RELEASES .....	7
6.0	UNPLANNED RELEASES .....	8
7.0	REACTOR COOLANT ACTIVITY .....	8
8.0	SITE RADIATION DOSE.....	8
9.0	OFFSITE DOSE CALCULATION MANUAL (ODCM) REVISIONS .....	9
10.0	SOLID WASTE AND IRRADIATED FUEL SHIPMENTS .....	9
11.0	PROCESS CONTROL PROGRAM REVISIONS.....	9
12.0	INOPERABLE EFFLUENT MONITORING INSTRUMENTATION .....	9
	UNIT 3 TABLES 1 THROUGH 5.....	10
	UNIT 4 TABLES 1 THROUGH 5.....	15
	SITE DOSE SUMMATION TABLE 5.....	20
	SOLID WASTE AND IRRADIATED FUEL SHIPMENTS TABLE 6.....	21

## 1.0 REGULATORY LIMITS

### 1.1 Liquid Effluent

- (a) The concentration of radioactive material released in liquid effluents to unrestricted areas shall not exceed ten times the concentration specified in 10CFR20 Appendix B, Table 2, Column 2 for radionuclides other than dissolved or entrained gases. For dissolved or entrained noble gases, the concentration shall not exceed 2.0E-04 micro-curies per milliliter total activity.
- (b) The dose or dose commitment per reactor to a member of the public from any radioactive materials in liquid effluents released to unrestricted areas shall be limited as follows:
  - During any calendar quarter, to less than or equal to 1.5 mrem to the total body and less than or equal to 5 mrem to any organ.
  - During any calendar year, to less than or equal to 3.0 mrem to the total body and less than or equal to 10 mrem to any organ.

### 1.2 Gaseous Effluent

- (a) The dose rate due to radioactive materials released in gaseous effluent from the site to areas at and beyond the site boundary shall be limited to the following:
  - Less than or equal to 500 mrem per year to the total body and less than or equal to 3000 mrem per year to the skin due to noble gases.
  - Less than or equal to 1500 mrem per year to any organ due to I-131, I-133, tritium, and for all radioactive materials in particulate form with half-lives greater than 8 days.
- (b) The air dose per reactor to areas at and beyond the site boundary due to noble gases released in gaseous effluents shall be limited to:
  - During any calendar quarter, to less than or equal to 5 mrad for gamma radiation and less than or equal to 10 mrad for beta radiation.
  - During any calendar year, to less than or equal to 10 mrad for gamma radiation and less than or equal to 20 mrad for beta radiation.
- (c) The dose per reactor to a member of the public, due to I-131, I-133, tritium, and all radionuclides in particulate form with half-lives greater than 8 days in gaseous effluent released to areas at and beyond the site boundary shall not exceed 7.5 mrem to any organ during any calendar quarter and shall not exceed 15 mrem to any organ during any calendar year.

TURKEY POINT UNITS 3 AND 4  
ANNUAL RADIOACTIVE EFFLUENT RELEASE REPORT  
JANUARY 2005 THROUGH DECEMBER 2005

## 2.0 EFFLUENT CONCENTRATION

*Water* : In accordance with 10CFR20, Appendix B, Table 2, Column 2, and for entrained or dissolved noble gases as described in 1.1.a of this report.

*Air* : Release concentrations are limited to dose rate limits described in 1.2 of this report.

## 3.0 AVERAGE ENERGY

The average energy of fission and activation gases in effluents is not applicable.

## 4.0 MEASUREMENTS AND APPROXIMATIONS OF TOTAL ACTIVITY

All liquid and airborne discharges to the environment during this period were analyzed in accordance with Technical Specification requirements. The minimum frequency of analysis as required by Regulatory Guide 1.21 was met or exceeded.

When alpha, tritium and named nuclides are shown as "- -" curies on the following tables, this should be interpreted as 'no activity' was detected on the samples using the Offsite Dose Calculation Manual (ODCM) analysis techniques to achieve the required Lower Limit of Detection ("LLD") sensitivity for radioactive effluents.

### 4.1 Liquid Effluents

Aliquots of representative pre-release samples, from the waste disposal system, were isotopically analyzed for gamma emitting isotopes on a multichannel analyzer.

Frequent periodic sampling and analysis were used to determine if radioactivity was being released via the steam generator blowdown system and the storm drain system.

Monthly and quarterly composite samples for the waste disposal system were prepared to give proportional weight to each liquid release made during the designated period of accumulation. The monthly composite was analyzed for tritium and gross alpha radioactivity. Tritium was determined by use of liquid scintillation techniques, and gross alpha radioactivity was determined by use of a solid state scintillation system. The quarterly composite was analyzed for Sr-89, Sr-90, Ni-63, and Fe-55 by chemical separation.

TURKEY POINT UNITS 3 AND 4  
ANNUAL RADIOACTIVE EFFLUENT RELEASE REPORT  
JANUARY 2005 THROUGH DECEMBER 2005

All radioactivity concentrations determined from sample analysis of a pre-release composite were multiplied by the total represented volume of the liquid waste released to determine the total quantity of each isotope and of gross alpha activity released during the compositing period.

Aliquots of representative samples from the waste disposal system were analyzed on a pre-release basis by gamma spectral analysis. The resulting isotope concentrations were multiplied by the total volume released in order to estimate the total dissolved gases released.

The liquid waste treatment system is shared by both units at the site and generally all liquid releases are allocated on a 50/50 basis to each unit respectively.

There were no continuous liquid effluent releases above the lower limit of detection for either Unit 3 or Unit 4 during this reporting period and therefore these have been omitted from Table 2 of this report.

TURKEY POINT UNITS 3 AND 4  
ANNUAL RADIOACTIVE EFFLUENT RELEASE REPORT  
JANUARY 2005 THROUGH DECEMBER 2005

#### 4.2 Gaseous Effluents

Airborne releases to the atmosphere occurred from the following sources:

- Gas Decay Tanks
- Containment Purges
- Releases incidental to operation of the plant.

The techniques employed in determining the radioactivity in airborne releases are:

- a) Gamma spectral analysis for fission and activation gases,
- b) Removal of particulate material by filtration and subsequent gamma spectral analysis, Sr-89, Sr-90 determination, and gross alpha determination,
- c) Absorption of halogen radionuclides on a charcoal filter and subsequent gamma spectral analysis, and
- d) Analysis of water vapor in a gas sample for tritium using liquid scintillation techniques.

All gaseous releases from the plant which were not accounted for by the above methods were conservatively estimated as curies of Xe-133 by use of the SPING-4 radiation monitors and the Plant Vent process monitor data using the current calibration curve for that process monitor. This method was not used this reporting period.

Both units share portions of the gaseous waste treatment system and generally all gaseous releases from the shared system are allocated on a 50/50 basis to each unit.

Meteorological data for the period January 2005 through December 2005, in the form of Joint Frequency Distribution Tables, are maintained on site.

TURKEY POINT UNITS 3 AND 4  
ANNUAL RADIOACTIVE EFFLUENT RELEASE REPORT  
JANUARY 2005 THROUGH DECEMBER 2005

#### 4.3 Estimation of Errors

a) Sampling Error

The error associated with volume measurement devices, flow measuring devices, etc., based on calibration data and design tolerances has been conservatively estimated to be collectively less than  $\pm 10\%$ .

b) Analytical Error

Our quarterly Q.C. Cross-Check Program involves counting unknown samples provided by an independent external lab. The errors associated with our analysis of these unknown samples, reported to us by the independent lab, were used as the basis for deriving the following analytical error terms:

<u>NUCLIDE TYPE</u>	<u>AVERAGE ERROR</u>	<u>MAXIMUM ERROR</u>
Liquid	$\pm 5.2\%$	$\pm 13.0\%$
Gaseous	$\pm 3.7\%$	$\pm 8.0\%$

#### 5.0 BATCH RELEASES

##### 5.1 LIQUID

	<u>Unit 3</u>	<u>Unit 4</u>
a) Number of releases	7.55E+01	7.55E+01
b) Total time period of batch releases, minutes	6.97E+03	6.97E+03
c) Maximum time period for a batch release, minutes	1.20E+02	1.20E+02
d) Average time period for a batch release, minutes	9.22E+01	9.22E+01
e) Minimum time for a batch release, minutes	4.00E+01	4.00E+01
f) Average stream flow during period of release of effluent into a flowing stream, liters-per-minute	5.67E+06	5.67E+06

##### 5.1 GASEOUS

	<u>Unit 3</u>	<u>Unit 4</u>
a) Number of releases	1.60E+01	2.30E+01
b) Total time period of batch releases, minutes	1.10E+03	2.78E+03
c) Maximum time period for a batch release, minutes	5.50E+01	2.40E+02
d) Average time period for a batch release, minutes	3.40E+01	7.10E+01
e) Minimum time for a batch release, minutes	2.00E+01	2.00E+01



TURKEY POINT UNITS 3 AND 4  
ANNUAL RADIOACTIVE EFFLUENT RELEASE REPORT  
JANUARY 2005 THROUGH DECEMBER 2005

## 6.0 UNPLANNED RELEASES

### 6.1 Liquid

There were no unplanned liquid releases this period for either Unit 3 or Unit 4.

### 6.2 Gaseous

There were no unplanned gaseous releases this period for either Unit 3 or Unit 4.

## 7.0 REACTOR COOLANT ACTIVITY

### 7.1 Unit 3

Reactor coolant activity limits of 100/E-Bar and 1.0 uCi/gram Dose Equivalent I-131 were not exceeded.

### 7.2 Unit 4

Reactor coolant activity limits of 100/E-Bar and 1.0 uCi/gram Dose Equivalent I-131 were not exceeded.

## 8.0 SITE RADIATION DOSE

The assessment of radiation dose from radioactive effluents to the general public due to their activities inside the site boundary assumes a visitor was at the child development center/fitness center for ten hours a day, five days each week for fifty weeks of the year, receiving exposure from both Unit 3 and Unit 4 at Turkey Point. The child development center/fitness center is located approximately 1.75 miles WNW of the plant. Specific activities used in these calculations are the sum of the activities listed in Unit 3 Table 3 and Unit 4 Table 3. The following dose calculations were made using historical meteorological data:

	Adult Inhalation	Child Inhalation
Bone (mrem)	5.25E-14	9.48E-14
Liver (mrem)	3.71E-06	2.61E-06
Thyroid (mrem)	3.71E-06	2.61E-06
Kidney (mrem)	3.71E-06	1.72E-06
Lung (mrem)	3.71E-06	2.61E-06
GI-LLI (mrem)	3.71E-06	2.61E-06
Total Body (mrem)	3.71E-06	2.61E-06

Gamma Air Dose (mrad)	1.69E-06
Beta Air Dose (mrad)	1.18E-06

TURKEY POINT UNITS 3 AND 4  
ANNUAL RADIOACTIVE EFFLUENT RELEASE REPORT  
JANUARY 2005 THROUGH DECEMBER 2005

**9.0    OFFSITE DOSE CALCULATION MANUAL (ODCM) REVISIONS**

The ODCM was reviewed, but not revised during this reporting period.

**10.0   SOLID WASTE AND IRRADIATED FUEL SHIPMENTS**

No irradiated fuel shipments were made from the site. Common solid waste from Turkey Point Units 3 and 4 was shipped jointly. A summation of these shipments is given in Table 6 of this report.

**11.0   PROCESS CONTROL PROGRAM REVISIONS**

There were no revisions to the Process Control Program during this reporting period.

**12.0   INOPERABLE EFFLUENT MONITORING INSTRUMENTATION**

During this period it was discovered that sample tubing used for collection of particulates from the Plant Vent Stack did not meet isokinetic sample requirements of ANSI N13.1-1969. This was due to a 90° elbow in the sample tubing (CR 2005-11953). This condition was corrected in October 2005. The continuous monitoring of particulates was also interrupted for approximately 12 hours due to isolation of the monitor for leak testing (CR 2005-22700). There is only a single monitoring pathway which had to be isolated for this test. The monitor was restored when the conditions were noted and alternate means to collect samples was implemented. Actions to correct this condition and prevent reoccurrence were documented in the plants corrective action program.

TURKEY POINT UNITS 3 AND 4  
ANNUAL RADIOACTIVE EFFLUENT RELEASE REPORT  
JANUARY 2005 THROUGH DECEMBER 2005

**LIQUID EFFLUENTS SUMMARY**

UNIT 3  
TABLE 1

**A. FISSION AND ACTIVATION PRODUCTS**

	UNITS	Qtr 1	Qtr 2	Qtr 3	Qtr 4	Est.	Error (%)
1. Total Release (not including tritium, gases, alpha)	Ci	1.59E-02	2.54E-02	2.58E-03	3.28E-03		3.44
2. Average diluted concentration during the period	uCi/ml	1.31E-09	1.74E-09	7.14E-10	3.56E-10		
3. Percent of applicable limit	%	1.10E-01	7.67E-02	3.22E-02	4.07E-02		

**B. TRITIUM**

	UNITS	Qtr 1	Qtr 2	Qtr 3	Qtr 4	Est.	Error (%)
1. Total Release	Ci	9.65E+01	6.45E+01	1.16E+01	1.18E+02		2.50
2. Average diluted concentration during the period	uCi/ml	7.92E-06	4.43E-06	3.21E-06	1.28E-05		
3. Percent of applicable limit	%	7.92E-01	4.43E-01	3.21E-01	1.28E+00		

**C. DISSOLVED AND ENTRAINED GASES**

	UNITS	Qtr 1	Qtr 2	Qtr 3	Qtr 4	Est.	Error (%)
1. Total Release	Ci	7.40E-04	2.80E-03	--	4.31E-04		3.44
2. Average diluted concentration during the period	uCi/ml	6.08E-11	1.93E-10	--	4.68E-11		
3. Percent of applicable limit	%	3.04E-05	9.63E-05	--	2.34E-05		

**D. GROSS ALPHA RADIOACTIVITY**

	UNITS	Qtr 1	Qtr 2	Qtr 3	Qtr 4	Est.	Error (%)
1. Total Release	Ci	--	--	--	--		

**E. LIQUID VOLUMES**

	UNITS	Qtr 1	Qtr 2	Qtr 3	Qtr 4	Est.	Error (%)
1. Batch waste released, prior to dilution	LITERS	5.91E+05	7.58E+05	1.47E+05	4.59E+05		10.00
2. Continuous waste released, prior to dilution	LITERS	--	--	--	--		
3. Dilution water used during period	LITERS	1.22E+10	1.46E+10	3.61E+09	9.21E+09		

TURKEY POINT UNITS 3 AND 4  
ANNUAL RADIOACTIVE EFFLUENT RELEASE REPORT  
JANUARY 2005 THROUGH DECEMBER 2005

**LIQUID EFFLUENTS SUMMARY**

**UNIT 3  
TABLE 2**

NUCLIDES RELEASED	UNITS	BATCH MODE			
		Qtr 1	Qtr 2	Qtr 3	Qtr 4
Fe-55	Ci	1.96E-03	3.46E-03	2.05E-04	--
Ni-63	Ci	5.64E-03	6.05E-03	1.42E-03	1.65E-03
Sr-89	Ci	--	--	--	--
Sr-90	Ci	--	--	--	--
Na-24	Ci	--	1.78E-06	--	--
Cr-51	Ci	3.44E-05	5.12E-04	--	--
Mn-54	Ci	3.62E-04	1.06E-03	3.50E-05	5.95E-05
Co-57	Ci	6.35E-05	5.09E-05	4.97E-06	8.55E-07
Co-58	Ci	2.72E-03	9.43E-03	5.36E-04	3.83E-04
Fe-59	Ci	--	1.40E-04	--	--
Co-60	Ci	2.07E-03	9.69E-04	1.83E-04	2.73E-04
Zn-65	Ci	--	2.18E-05	--	--
Nb-95	Ci	5.25E-05	3.41E-06	--	--
Zr-95	Ci	--	--	--	--
Mo-99	Ci	--	--	--	--
Ru-106	Ci	--	--	--	--
Ag-110	Ci	1.79E-04	5.64E-05	--	--
Sn-113	Ci	8.10E-06	--	--	--
Sn-117m	Ci	1.47E-05	3.57E-06	--	--
Sb-124	Ci	3.87E-05	2.19E-04	1.67E-06	5.40E-07
Sb-125	Ci	2.46E-03	3.34E-03	1.93E-04	6.85E-04
I-131	Ci	--	6.34E-06	--	--
I-133	Ci	--	--	--	--
I-134	Ci	--	--	--	--
Cs-134	Ci	5.97E-05	--	--	2.23E-05
I-135	Ci	--	--	--	--
Cs-137	Ci	2.40E-04	1.35E-05	4.38E-06	1.98E-04
La-140	Ci	--	--	--	--
Ce-141	Ci	9.35E-07	--	--	--
Ce-144	Ci	--	--	--	--
W-187	Ci	--	--	--	--
Np-239	Ci	--	--	--	--
Te-129	Ci	--	--	--	--
Be-7	Ci	2.64E-05	--	--	--
I-132	Ci	--	1.26E-06	--	--
Sr-91	Ci	--	3.78E-06	--	--
Te-132	Ci	--	3.01E-06	--	--
Ba-140	Ci	--	3.23E-06	--	--
Br-82	Ci	--	1.02E-06	--	--
TOTAL FOR PERIOD	Ci	1.59E-02	2.54E-02	2.58E-03	3.28E-03

**LIQUID EFFLUENTS - DISSOLVED GAS SUMMARY**

NUCLIDES RELEASED	UNITS	BATCH MODE			
		Qtr 1	Qtr 2	Qtr 3	Qtr 4
Ar-41	Ci	--	--	--	--
Kr-85m	Ci	--	--	--	--
Kr-85	Ci	7.20E-04	2.79E-03	--	4.31E-04
Xe-131	Ci	--	--	--	--
Xe-133	Ci	2.02E-05	1.11E-05	--	--
Xe-133m	Ci	--	--	--	--
Xe-135	Ci	--	--	--	--
Xe-138	Ci	--	--	--	--
TOTAL FOR PERIOD	Ci	7.40E-04	2.80E-03	0.00E+00	4.31E-04

**LIQUID EFFLUENTS - DOSE SUMMATION**

Age group : Teenager		
Location : Cooling Canal		
Shoreline Deposition	Dose (mrem)	% of Annual Limit
TOTAL BODY	2.01E-04	6.70E-03

TURKEY POINT UNITS 3 AND 4  
ANNUAL RADIOACTIVE EFFLUENT RELEASE REPORT  
JANUARY 2005 THROUGH DECEMBER 2005

**GASEOUS EFFLUENTS SUMMARY**

**UNIT 3  
TABLE 3**

**A. FISSION AND ACTIVATION PRODUCTS**

	UNITS	Qtr 1	Qtr 2	Qtr 3	Qtr 4	Est. Error (%)
1. Total Release	Ci	1.88E-02	6.36E-02	3.11E-03	2.70E-03	2.79
2. Average release rate for the period	uCi/sec	2.42E-03	8.10E-03	3.91E-04	3.47E-04	
3. Percent of Technical Specification Limit	%	5.29E-14	2.49E-13	1.05E-14	1.16E-14	

**B. IODINES**

	UNITS	Qtr 1	Qtr 2	Qtr 3	Qtr 4	Est. Error (%)
1. Total Release	Ci	--	--	--	--	3.44
2. Average release rate for the period	uCi/sec	--	--	--	--	
3. Percent of Technical Specification Limit	%	--	--	--	--	

**C. PARTICULATES**

	UNITS	Qtr 1	Qtr 2	Qtr 3	Qtr 4	Est. Error (%)
1. Particulates with half-life >8 days	Ci	--	--	--	--	2.50
2. Average release rate for the period	uCi/sec	--	--	--	--	
3. Percent of Technical Specification Limit	%	--	--	--	--	
4. Gross Alpha Radioactivity	Ci	--	--	--	--	

**D. TRITIUM**

	UNITS	Qtr 1	Qtr 2	Qtr 3	Qtr 4	Est. Error (%)
1. Total Release	Ci	--	--	5.93E-01	--	2.50
2. Average release rate for the period	uCi/sec	--	--	7.46E-02	--	
3. Percent of Technical Specification Limit	%	--	--	4.46E-06	--	

TURKEY POINT UNITS 3 AND 4  
ANNUAL RADIOACTIVE EFFLUENT RELEASE REPORT  
JANUARY 2005 THROUGH DECEMBER 2005

**GASEOUS EFFLUENTS SUMMARY**

UNIT 3  
TABLE 4

**A. FISSION GASES**

NUCLIDES RELEASED	UNITS	BATCH MODE			
		Qtr 1	Qtr 2	Qtr 3	Qtr 4
Ar-41	Ci	3.48E-09	2.45E-07	--	--
Kr-85	Ci	6.98E-03	6.15E-03	6.61E-04	--
Kr-85m	Ci	6.70E-08	7.50E-07	--	--
Xe-131m	Ci	1.64E-04	4.37E-04	--	--
Xe-133	Ci	1.17E-02	5.64E-02	2.37E-03	2.69E-03
Xe-133m	Ci	1.89E-05	5.97E-04	--	3.21E-06
Xe-135	Ci	2.26E-05	6.95E-05	1.38E-10	1.12E-09
Xe-135m	Ci	--	--	--	--
TOTAL FOR PERIOD	Ci	1.88E-02	6.36E-02	3.03E-03	2.70E-03

NUCLIDES RELEASED	UNITS	CONTINUOUS MODE			
		Qtr 1	Qtr 2	Qtr 3	Qtr 4
Ar-41	Ci	--	--	--	--
Kr-85	Ci	--	--	--	--
Kr-85m	Ci	--	--	--	--
Kr-87	Ci	--	--	--	--
Kr-88	Ci	--	--	--	--
Xe-131m	Ci	--	--	--	--
Xe-133	Ci	--	--	--	--
Xe-133m	Ci	--	--	--	--
Xe-135	Ci	--	--	--	--
Xe-135m	Ci	--	--	--	--
Xe-138	Ci	--	--	--	--
TOTAL FOR PERIOD	Ci	--	--	--	--

**B. IODINES**

NUCLIDES RELEASED	UNITS	CONTINUOUS MODE			
		Qtr 1	Qtr 2	Qtr 3	Qtr 4
Br-82	Ci	--	--	--	--
I-131	Ci	--	--	--	--
I-133	Ci	--	--	--	--
TOTAL FOR PERIOD	Ci	--	--	--	--

**C. PARTICULATES**

NUCLIDES RELEASED	UNITS	CONTINUOUS MODE			
		Qtr 1	Qtr 2	Qtr 3	Qtr 4
Co-58	Ci	--	--	--	--
Co-60	Ci	--	--	--	--
Mn-54	Ci	--	--	--	--
Cr-51	Ci	--	--	--	--
TOTAL FOR PERIOD	Ci	--	--	--	--

TURKEY POINT UNITS 3 AND 4  
ANNUAL RADIOACTIVE EFFLUENT RELEASE REPORT  
JANUARY 2005 THROUGH DECEMBER 2005

**DOSES DUE TO IODINE, TRITIUM, AND PARTICULATES**

UNIT 3  
TABLE 5

PATHWAY	BONE	LIVER	THYROID	KIDNEY	LUNG	GI-LLI	SKIN	TOTAL BODY
Cow milk - Infant (mrem)	0.00E+00	4.46E-06	4.46E-06	1.96E-06	4.46E-06	4.46E-06	--	4.46E-06
Fruit & Veg Fresh (mrem)	0.00E+00	4.64E-07	4.64E-07	3.06E-07	4.64E-07	4.64E-07	--	4.64E-07
Ground Plane (mrem)	0.00E+00	0.00E+00	0.00E+00	0.00E+00	0.00E+00	0.00E+00	--	0.00E+00
Inhalation - Adult (mrem)	0.00E+00	2.01E-06	2.01E-06	2.01E-06	2.01E-06	2.01E-06	--	2.01E-06
<b>TOTAL (mrem)</b>	0.00E+00	6.93E-06	6.93E-06	4.27E-06	6.93E-06	6.93E-06	0.00E+00	6.93E-06
<b>% of Annual Limit</b>	0.00E+00	4.62E-05	4.62E-05	2.85E-05	4.62E-05	4.62E-05	0.00E+00	4.62E-05

**DOSE DUE TO NOBLE GASES**

	mrads	% of Annual Limit
Gamma Air Dose	4.80E-07	4.80E-06
Beta Air Dose	1.93E-06	9.65E-06

TURKEY POINT UNITS 3 AND 4  
ANNUAL RADIOACTIVE EFFLUENT RELEASE REPORT  
JANUARY 2005 THROUGH DECEMBER 2005

**LIQUID EFFLUENTS SUMMARY**

**UNIT 4  
TABLE 1**

**A. FISSION AND ACTIVATION PRODUCTS**

	UNITS	Qtr 1	Qtr 2	Qtr 3	Qtr 4	Est. Error (%)
1. Total Release: (not including tritium, gases, alpha)	Ci	1.59E-02	2.54E-02	2.58E-03	3.28E-03	3.44
2. Average diluted concentration during the period	uCi/ml	1.31E-09	1.74E-09	7.14E-10	3.56E-10	
3. Percent of applicable limit	%	1.10E-01	7.67E-02	3.22E-02	4.07E-02	

**B. TRITIUM**

	UNITS	Qtr 1	Qtr 2	Qtr 3	Qtr 4	Est. Error (%)
1. Total Release:	Ci	9.65E+01	6.45E+01	1.16E+01	1.18E+02	2.50
2. Average diluted concentration during the period	uCi/ml	7.92E-06	4.43E-06	3.21E-06	1.28E-05	
3. Percent of applicable limit	%	7.92E-01	4.43E-01	3.21E-01	1.28E+00	

**C. DISSOLVED AND ENTRAINED GASES**

	UNITS	Qtr 1	Qtr 2	Qtr 3	Qtr 4	Est. Error (%)
1. Total Release:	Ci	7.40E-04	2.80E-03	--	4.31E-04	3.44
2. Average diluted concentration during the period	uCi/ml	6.08E-11	1.93E-10	--	4.68E-11	
3. Percent of applicable limit	%	3.04E-05	9.63E-05	--	2.34E-05	

**D. GROSS ALPHA RADIOACTIVITY**

	UNITS	Qtr 1	Qtr 2	Qtr 3	Qtr 4	Est. Error (%)
1. Total Release:	Ci	--	--	--	--	

**E. LIQUID VOLUMES**

		Qtr 1	Qtr 2	Qtr 3	Qtr 4	Est. Error (%)
1. Batch waste released, prior to dilution	LITERS	5.91E+05	7.58E+05	1.47E+05	4.59E+05	10.00
2. Continuous waste released, prior to dilution	LITERS	--	--	--	--	
3. Dilution water used during period	LITERS	1.22E+10	1.46E+10	3.61E+09	9.21E+09	



TURKEY POINT UNITS 3 AND 4  
ANNUAL RADIOACTIVE EFFLUENT RELEASE REPORT  
JANUARY 2005 THROUGH DECEMBER 2005

**LIQUID EFFLUENTS SUMMARY**

UNIT 4  
TABLE 2

NUCLIDES RELEASED	UNITS	BATCH MODE			
		Qtr 1	Qtr 2	Qtr 3	Qtr 4
Fe-55	Ci	1.96E-03	3.46E-03	2.05E-04	--
Ni-63	Ci	5.64E-03	6.05E-03	1.42E-03	1.65E-03
Sr-89	Ci	--	--	--	--
Sr-90	Ci	--	--	--	--
Na-24	Ci	--	1.78E-06	--	--
Cr-51	Ci	3.44E-05	5.12E-04	--	--
Mn-54	Ci	3.62E-04	1.06E-03	3.50E-05	5.95E-05
Co-57	Ci	6.35E-05	5.09E-05	4.97E-06	8.55E-07
Co-58	Ci	2.72E-03	9.43E-03	5.36E-04	3.83E-04
Fe-59	Ci	--	1.40E-04	--	--
Co-60	Ci	2.07E-03	9.69E-04	1.83E-04	2.73E-04
Zn-65	Ci	--	2.18E-05	--	--
Nb-95	Ci	5.25E-05	3.41E-06	--	--
Zr-95	Ci	--	--	--	--
Mo-99	Ci	--	--	--	--
Ru-106	Ci	--	--	--	--
Ag-110	Ci	1.79E-04	5.64E-05	--	--
Sn-113	Ci	8.10E-06	--	--	--
Sn-117m	Ci	1.47E-05	3.57E-06	--	--
Sb-124	Ci	3.87E-05	2.19E-04	1.67E-06	5.40E-07
Sb-125	Ci	2.46E-03	3.34E-03	1.93E-04	6.85E-04
I-131	Ci	--	6.34E-06	--	--
I-133	Ci	--	--	--	--
I-134	Ci	--	--	--	--
Cs-134	Ci	5.97E-05	--	--	2.23E-05
I-135	Ci	--	--	--	--
Cs-137	Ci	2.40E-04	1.35E-05	4.38E-06	1.98E-04
La-140	Ci	--	--	--	--
Ce-141	Ci	9.35E-07	--	--	--
Ce-144	Ci	--	--	--	--
W-187	Ci	--	--	--	--
Np-239	Ci	--	--	--	--
Te-129	Ci	--	--	--	--
Be-7	Ci	2.64E-05	--	--	--
I-132	Ci	--	1.26E-06	--	--
Sr-91	Ci	--	3.78E-06	--	--
Te-132	Ci	--	3.01E-06	--	--
Ba-140	Ci	--	3.23E-06	--	--
Br-82	Ci	--	1.02E-06	--	--
TOTAL FOR PERIOD	Ci	1.59E-02	2.54E-02	2.58E-03	3.28E-03

**LIQUID EFFLUENTS - DISSOLVED GAS SUMMARY**

NUCLIDES RELEASED	UNITS	BATCH MODE			
		Qtr 1	Qtr 2	Qtr 3	Qtr 4
Ar-41	Ci	--	--	--	--
Kr-85m	Ci	--	--	--	--
Kr-85	Ci	7.20E-04	2.79E-03	--	4.31E-04
Xe-131	Ci	--	--	--	--
Xe-133	Ci	2.02E-05	1.11E-05	--	--
Xe-133m	Ci	--	--	--	--
Xe-135	Ci	--	--	--	--
Xe-138	Ci	--	--	--	--
TOTAL FOR PERIOD	Ci	7.40E-04	2.80E-03	--	4.31E-04

**LIQUID EFFLUENTS - DOSE SUMMATION**

Age group : Teenager		
Location : Cooling Canal		
Shoreline Deposition	Dose (mrem)	% of Annual Limit
TOTAL BODY	2.01E-04	6.70E-03

TURKEY POINT UNITS 3 AND 4  
ANNUAL RADIOACTIVE EFFLUENT RELEASE REPORT  
JANUARY 2005 THROUGH DECEMBER 2005

**GASEOUS EFFLUENTS SUMMARY**

**UNIT 4  
TABLE 3**

**A. FISSION AND ACTIVATION PRODUCTS**

	UNITS	Qtr 1	Qtr 2	Qtr 3	Qtr 4	Est. Error (%)
1. Total Release	Ci	1.88E-02	1.17E-01	3.11E-03	2.70E-03	2.79
2. Average release rate for the period	uCi/sec	2.42E-03	1.49E-02	3.91E-04	3.47E-04	
3. Percent of Technical Specification Limit	%	5.29E-14	7.22E-12	1.05E-14	1.16E-14	

**B. IODINES**

	UNITS	Qtr 1	Qtr 2	Qtr 3	Qtr 4	Est. Error (%)
1. Total Release	Ci	--	7.73E-10	--	--	3.44
2. Average release rate for the period	uCi/sec	--	9.83E-11	--	--	
3. Percent of Technical Specification Limit	%	--	1.33E-07	--	--	

**C. PARTICULATES**

	UNITS	Qtr 1	Qtr 2	Qtr 3	Qtr 4	Est. Error (%)
1. Particulates with half-life >8 days	Ci	--	--	--	--	2.50
2. Average release rate for the period	uCi/sec	--	--	--	--	
3. Percent of Technical Specification Limit	%	--	--	--	--	
4. Gross Alpha Radioactivity	Ci	--	--	--	--	

**D. TRITIUM**

	UNITS	Qtr 1	Qtr 2	Qtr 3	Qtr 4	Est. Error (%)
1. Total Release	Ci	--	7.78E-02	6.17E-01	--	2.50
2. Average release rate for the period	uCi/sec	--	9.89E-03	7.76E-02	--	
3. Percent of Technical Specification Limit	%	--	5.84E-07	4.63E-06	--	

TURKEY POINT UNITS 3 AND 4  
ANNUAL RADIOACTIVE EFFLUENT RELEASE REPORT  
JANUARY 2005 THROUGH DECEMBER 2005

**GASEOUS EFFLUENTS SUMMARY**

UNIT 4  
TABLE 4

**A. FISSION GASES**

NUCLIDES RELEASED	UNITS	BATCH MODE			
		Qtr 1	Qtr 2	Qtr 3	Qtr 4
Ar-41	Ci	3.48E-09	5.36E-02	--	--
Kr-85	Ci	6.98E-03	6.15E-03	6.61E-04	--
Kr-85m	Ci	6.70E-08	7.50E-07	--	--
Xe-131m	Ci	1.64E-04	4.37E-04	7.67E-05	--
Xe-133	Ci	1.17E-02	5.64E-02	2.37E-03	2.69E-03
Xe-133m	Ci	1.89E-05	5.97E-04	--	3.21E-06
Xe-135	Ci	2.26E-05	6.95E-05	1.38E-10	1.12E-09
Xe-135m	Ci	--	--	--	--
TOTAL FOR PERIOD	Ci	1.88E-02	1.17E-01	3.11E-03	2.70E-03

NUCLIDES RELEASED	UNITS	CONTINUOUS MODE			
		Qtr 1	Qtr 2	Qtr 3	Qtr 4
Ar-41	Ci	--	--	--	--
Kr-85	Ci	--	--	--	--
Kr-85m	Ci	--	--	--	--
Kr-87	Ci	--	--	--	--
Kr-88	Ci	--	--	--	--
Xe-131m	Ci	--	--	--	--
Xe-133	Ci	--	--	--	--
Xe-133m	Ci	--	--	--	--
Xe-135	Ci	--	--	--	--
Xe-135m	Ci	--	--	--	--
Xe-138	Ci	--	--	--	--
TOTAL FOR PERIOD	Ci	--	--	--	--

**B. IODINES**

NUCLIDES RELEASED	UNITS	CONTINUOUS MODE			
		Qtr 1	Qtr 2	Qtr 3	Qtr 4
Br-82	Ci	--	--	--	--
I-131	Ci	--	7.73E-10	--	--
I-133	Ci	--	--	--	--
TOTAL FOR PERIOD	Ci	--	7.73E-10	--	--

**C. PARTICULATES**

NUCLIDES RELEASED	UNITS	CONTINUOUS MODE			
		Qtr 1	Qtr 2	Qtr 3	Qtr 4
Co-58	Ci	--	--	--	--
Co-60	Ci	--	--	--	--
Mn-54	Ci	--	--	--	--
Cr-51	Ci	--	--	--	--
TOTAL FOR PERIOD	Ci	--	--	--	--

TURKEY POINT UNITS 3 AND 4  
ANNUAL RADIOACTIVE EFFLUENT RELEASE REPORT  
JANUARY 2005 THROUGH DECEMBER 2005

**DOSES DUE TO IODINE, TRITIUM, AND PARTICULATES**

**UNIT 4  
TABLE 5**

PATHWAY	BONE	LIVER	THYROID	KIDNEY	LUNG	GI-LLI	SKIN	TOTAL BODY
Cow milk - Infant (mrem)	3.18E-11	5.22E-06	5.23E-06	2.29E-06	5.22E-06	5.22E-06	--	5.22E-06
Fruit & Veg Fresh (mrem)	1.52E-12	5.44E-07	5.44E-07	3.59E-07	5.44E-07	5.44E-07	--	5.44E-07
Ground Plane (mrem)	2.11E-13	2.11E-13	2.11E-13	2.11E-13	2.11E-13	2.11E-13	2.57E-13	2.11E-13
Inhalation - Adult (mrem)	6.17E-14	2.36E-06	2.36E-06	2.36E-06	2.36E-06	2.36E-06	--	2.36E-06
<b>TOTAL (mrem)</b>	<b>3.36E-11</b>	<b>8.12E-06</b>	<b>8.13E-06</b>	<b>5.00E-06</b>	<b>8.12E-06</b>	<b>8.12E-06</b>	<b>2.57E-13</b>	<b>8.12E-06</b>
<b>% of Annual Limit</b>	<b>2.24E-10</b>	<b>5.41E-05</b>	<b>5.42E-05</b>	<b>3.34E-05</b>	<b>5.41E-05</b>	<b>5.41E-05</b>	<b>1.71E-12</b>	<b>5.41E-05</b>

**DOSES DUE TO NOBLE GASES**

	mrad	% of Annual Limit
Gamma Air Dose	9.50E-06	9.50E-05
Beta Air Dose	5.04E-06	2.52E-05

TURKEY POINT UNITS 3 AND 4  
ANNUAL RADIOACTIVE EFFLUENT RELEASE REPORT  
JANUARY 2005 THROUGH DECEMBER 2005

**DOSES DUE TO IODINE, TRITIUM, AND PARTICULATES**

Summation  
Table 5

PATHWAY	BONE	LIVER	THYROID	KIDNEY	LUNG	GI-LLI	SKIN	TOTAL BODY
Cow milk - Infant	3.18E-11	9.67E-06	9.68E-06	4.24E-06	9.67E-06	9.67E-06	--	9.67E-06
Fruit & Veg Fresh	1.52E-12	1.01E-06	1.01E-06	6.65E-07	1.01E-06	1.01E-06	--	1.01E-06
Ground Plane	2.11E-13	2.11E-13	2.11E-13	2.11E-13	2.11E-13	2.11E-13	2.57E-13	2.11E-13
Inhalation - Adult	6.17E-14	4.37E-06	4.37E-06	4.37E-06	4.37E-06	4.37E-06	--	4.37E-06
<b>TOTAL (mrem)</b>	3.36E-11	1.50E-05	1.51E-05	9.28E-06	1.50E-05	1.50E-05	2.57E-13	1.50E-05
<b>% of Annual Limit</b>	2.24E-10	1.00E-04	1.00E-04	6.18E-05	1.00E-04	1.00E-04	1.71E-12	1.00E-04

**DOSES DUE TO NOBLE GASES**

	mrads	% of Annual Limit
Gamma Air Dose	9.98E-06	9.98E-05
Beta Air Dose	6.97E-06	3.49E-05

TURKEY POINT UNITS 3 AND 4  
ANNUAL RADIOACTIVE EFFLUENT RELEASE REPORT  
JANUARY 2005 THROUGH DECEMBER 2005

**TABLE 6**  
**SOLID WASTE AND IRRADIATED FUEL SHIPMENTS**

**A. SOLID WASTE SHIPPED OFFSITE FOR BURIAL OR DISPOSAL**

1.	<u>TYPE OF WASTE</u>	<u>UNITS</u>	<u>12 MONTH PERIOD</u>	<u>% ERROR</u>
a.	Spent resin, filters, sludge, evaporator bottoms, etc.	m <sup>3</sup> Ci	5.30 E +00 8.53 E +01	2.00E +00
b.	Dry compressible waste (Note 1)	m <sup>3</sup> Ci	5.61 E+02 1.13 E+02	2.00E+00
c.	Irradiated components, control rods, etc.	m <sup>3</sup> Ci	(None shipped)	
d.	Other: non-compressed	m <sup>3</sup> Ci	(None shipped)	

**2. ESTIMATE OF MAJOR NUCLIDE COMPOSITION ( by type of waste)**

a.	<u>NUCLIDE</u>	<u>UNITS</u>	<u>VALUE</u>
	Mn-54	%	3.00 E+00
	Fe-55	%	3.00 E+01
	Co-60	%	1.40 E+01
	Ni-63	%	4.80 E+01
	Cs-137	%	2.00 E+00
b.	<u>NUCLIDE</u>	<u>UNITS</u>	<u>VALUE</u>
	Fe-55	%	5.17 E+01
	Co-60	%	1.22 E+01
	Ni-63	%	3.35 E+01

TURKEY POINT UNITS 3 AND 4  
ANNUAL RADIOACTIVE EFFLUENT RELEASE REPORT  
JANUARY 2005 THROUGH DECEMBER 2005

**TABLE 6**

c. (None shipped)

d. (None shipped)

3. **SOLID WASTE DISPOSITION (Note 2)**

<u>Number of Shipments</u>	<u>Mode of Transportation</u>	<u>Destination</u>
153	Sole use truck	Envirocare (Clive, Utah)
15	Sole use truck	Barnwell, (Barnwell, South Carolina)

**B. IRRADIATED FUEL SHIPMENTS (Disposition)**

None.

TURKEY POINT UNITS 3 AND 4  
ANNUAL RADIOACTIVE EFFLUENT RELEASE REPORT  
JANUARY 2005 THROUGH DECEMBER 2005

**TABLE 6**

**SOLID WASTE SHIPMENTS**

Waste Classification	Total Volume Cubic Feet	(Note 3) Total Curies	(Note 4) Principal Radionuclides	(Note 5) Type of Waste	R.G. 1.21 Category	(Note 6) Type of Container
Class A	1.98 E+04	1.14 E+02	None	Compressible Waste	1.b	General Design
Class B	1.87 E+00	8.53 E+01	None	Spent Resin	1.b.	Type B

**No solidification or absorbing agents were used or needed in the shipment of these waste types**



TURKEY POINT UNITS 3 AND 4  
ANNUAL RADIOACTIVE EFFLUENT RELEASE REPORT  
JANUARY 2005 THROUGH DECEMBER 2005

**TABLE 6**

- NOTE 1: Dry compressible waste volume indicates volume shipped to a burial site following reduction by a waste processing facility.
- NOTE 2: Material transported to Tennessee was consigned to licensed processing facilities for volume reduction and decontamination activities. The material remaining after processing was transported by the processor to Barnwell South Carolina or Clive Utah in accordance with the appropriate burial license activity limits. The material shipped directly to Barnwell was processed by CNSI / Duratek Inc. and buried.
- NOTE 3: The total curie quantity and radionuclide composition of solid waste shipped from the Turkey Point Plant Units 3 and 4 are determined using a combination of qualitative and quantitative techniques. The Turkey Point Plant follows the guidelines in the Low Level Waste Licensing Branch Technical Position on Radioactive Waste Classification (5/11/83) for these determinations.
- The most frequently used techniques for determining the total activity in a package are the dose to curie method and inference from specific activity and mass or activity concentration and volume. Activation analysis may be applied when it is appropriate. The total activity determination by any of these methods is considered to be an estimate.
- The composition of radionuclides in the waste is determined by periodic off-site analysis for difficult to measure isotopes. Off-site analysis are used to establish scaling factors or other estimates for difficult to measure isotopes and principle Gamma emitters.
- NOTE 4: Principle radionuclide refers to those radionuclides contained in the waste in concentrations greater than 0.01 times the concentration of the nuclide listed in Table 1 or 0.01 times the smallest concentration of the nuclide listed in Table 2 of 10 CFR 61.55.
- NOTE 5: Type of waste is specified as described in NUREG 0782, Draft Environment Impact Statement on 10 CFR 61 "Licensing Requirements for Land Disposal of Radioactive Waste".
- NOTE 6: Type of container refers to the transport package.