

July 21, 2005

K-8

**Sandra Gabriel  
Senior Health Physicist  
Medical Branch  
Division of Nuclear Materials Safety  
U.S. Nuclear Regulatory Commission  
475 Allendale Road  
King of Prussia, PA 19406-1415**

License No. 37-01893-01  
Docket No. 03003013  
Control No. ~~T36782~~ 137382

**Dear Sandy:**

**I am writing to request an expedited review for two amendments to our license.**

First, I am requesting that we add Mr. Tim Kensora as an authorized medical physicist. Mr. Kensora will be working for Guthrie Clinic as a locum tenens physicist four days per week beginning August 1, 2005 through August 22, 2005. Mr. Kensora will not be performing any HDR during the time he is here. Enclosed you will find Mr. Kensora's credentials.

Second, I am requesting expedited review to restore Dr. William Kendall as authorized medical physicist to our license. Dr. Kendall was previously listed on our license from January 16, 2004 to February 22, 2005. Dr. Kendall will begin his duties on August 22, 2005.

As previously disclosed, Dr. Jason Chen will be leaving the Guthrie Clinic effective July 29, 2005. We will request that he be removed from the license at a future point in time.


Information in this record was declassified  
in accordance with the Freedom of Information  
Act, exemptions 2  
FOIA- 2006-135

**www.guthrie.org**

137382  
NMSS/RONI MATERIALS-002

Should you have any questions, please do not hesitate to contact me at 570-882-4453 or Ms. Bonnie Onofre at 570-882-4528.

Sincerely,

A handwritten signature in black ink, appearing to read "Mn Mannix".

Mary N. Mannix, FACHE  
President/COO  
Robert Packer Hospital

MNM:dl

Enc.

Email: [REDACTED]

Timothy G. Kensors

Permanent Address: [REDACTED]

**EDUCATION:**

A.B.R. certification in Therapeutic Radiological Physics, 1992  
Wayne State University, Detroit, MI  
M.S. in Radiological Physics, August 1988

Oakland University, Rochester, MI  
B.S. in Medical Physics, April 1986

**Employment:**

Centennial Medical Physics, Fort Collins, CO  
7/03-present- Consultant Medical Physicist serving the clinical physics needs of the surrounding communities. This includes four radiation therapy centers all doing IMRT while utilizing Philips Pinnacle software.

St. Joseph Mercy Health System, Ann Arbor, MI  
6/01 to 7/03- Senior Clinical Physicist in Radiation Oncology supervising a Junior Physicist and 3 dosimetrists. In addition to routine clinical physics responsibilities, as of 8/02 I also began serving as R.S.O. The department is equipped with 3 Varian linacs with portal vision, hdr, ldr, including prostate seed. Pinnacle treatment planning system used as well as Elekta.

Three T, Ann Arbor, MI  
10/99 to 11/00-Consultant Physicist specializing in beam data collection and beam firing CMS FOCUS and ADAC Pinnacle treatment planning systems.

Memorial Hospital of South Bend, South Bend, IN  
5/00 to 6/01- Senior Clinical Physicist, Radiation Safety Officer  
In addition to supervision of Junior Physicist and 2 dosimetrists, I was responsible for hdr, ldr, oversight of the external beam program using Pinnacle treatment planning as well as maintenance of Radiation Safety Program for a large community hospital.

University of Michigan Medical Center, Radiation Oncology, Ann Arbor, MI  
4/95 to 5/00- Clinical Physicist  
Responsibilities include support of the clinic in all aspects of clinical physics including, but not limited to, machine calibration and quality assurance, chart checking, static IMRT verification measurements, beam scanning with a Wellhofer tank, dose calculations, review of treatment plans, radiation safety, LDR brachytherapy and ophthalmic irradiation (COMS), TBI's, and TSE's. In addition, ongoing 6-month rotations to satellite hospitals such as VA Hospital in Ann Arbor and Footh Hospital in Jackson.

Marquette General Hospital, Marquette, MI  
6/92 to 4/95- Clinical Physicist  
One of three physicists involved with providing complete physics support to a regional cancer center. Primary responsibilities in radiation oncology with support also given in diagnostic radiology and nuclear medicine.

Memorial Hospital of Laramie County, Cheyenne, WY  
9/88 to 6/92- Clinical Physicist

PERSONAL INFORMATION WAS REMOVED  
BY NRC. NO COPY OF THIS INFORMATION  
WAS RETAINED BY THE NRC.

Sole person responsible for all physics activities as they pertain to radiation therapy, diagnostic radiology, and nuclear medicine. From 1990, I served as Radiation Safety Officer. Upon my departure, the N.R.C. conducted an unannounced inspection of the hospital's radiation safety program and found no violations.

**Henry Ford Hospital, Detroit, MI**

4/85 to 9/88- Research Assistant/Manager

In addition to working on a Bruker 2 Tesla NMR system, I assumed responsibilities of a Varian High Resolution 400MHz, 9 Tesla magnet. Research included development of coil design, imaging and spectroscopy on human and animal studies, specializing in developing unique techniques of spatial localization. This work resulted in nine abstracts and one publication as well as my Master's thesis.

**Saint John Hospital, Detroit, MI**

3/83 to 4/86- Emergency Room Technician

Assist in the nursing care of emergency room patients. Skills included CPR, assessment of vital signs.

**SPECIAL SKILLS:**

Experience in radiation therapy treatment planning using many planning systems. These include CMS Focus, RDCS, Theraplan, Elekta, and ADAC Pinnacle. I am proficient in the QA process of imrt planning and have done clinical imrt planning of the head and neck. I also have acquired beam data with both the Multidata and Wallhofer scanning systems. From 1997 to 1999 and 2001 to 2001, I have been active in Physics consulting in diagnostic and therapy physics at Flower and Toledo Hospital in Ohio.

# The American Board of Radiology


*Organized through the cooperation of the  
American College of Radiology, the American Roentgen Ray Society,  
the American Radium Society, the Radiological Society of North America,  
the Section on Radiology of the American Medical Association,  
the American Society for Therapeutic Radiology and Oncology, the Association of  
University Radiologists, and American Association of Physicists in Medicine*  
*Hereby certifies that*

**Timothy Gerald Kensora, M.S.**

*Has pursued an accepted course of graduate study  
and clinical work, has met certain standards and qualifications and  
has passed the examinations conducted under the authority of  
The American Board of Radiology*

On this ninth day of November, 1992

*Thereby demonstrating to the satisfaction of the Board  
that he is qualified to practice the specialty of*  
**Therapeutic Radiological Physics**



*Lea E. Rogers*

*John J. Patten*  
Secretary

*Franklin S. Fustelup*  
President



NRC FORM 374

U.S. NUCLEAR REGULATORY COMMISSION

PAGE 1 OF 7 PAGES

Amendment No. 75

## MATERIALS LICENSE

Third Corrected Copy

Pursuant to the Atomic Energy Act of 1954, as amended, the Energy Reorganization Act of 1974 (Public Law 93-438), and Title 10, Code of Federal Regulations, Chapter I, Parts 30, 31, 32, 33, 34, 35, 36, 39, 40, and 70, and in reliance on statements and representations heretofore made by the licensee, a license is hereby issued authorizing the licensee to receive, acquire, possess, and transfer byproduct, source, and special nuclear material designated below; to use such material for the purpose(s) and at the place(s) designated below; to deliver or transfer such material to persons authorized to receive it in accordance with the regulations of the applicable Part(s). This license shall be deemed to contain the conditions specified in Section 183 of the Atomic Energy Act of 1954, as amended, and is subject to all applicable rules, regulations, and orders of the Nuclear Regulatory Commission now or hereafter in effect and to any conditions specified below.

Licensee

Saint Joseph Mercy Health Systems  
 St. Joseph Mercy Hospital  
 P.O. Box 995  
 Ann Arbor, MI 48106-0995

In accordance with letter dated

February 11, 2003, and facsimile dated  
 March 28, 2003,

3. License number 21-00843-03 is amended in  
 its entirety to read as follows:

4. Expiration date August 31, 2005

5. Docket No. 930-01997

Reference No.

6. Byproduct, source, and/or special  
 nuclear material

Chemical and/or physical form

Maximum amount that licensee may  
 possess at any one time under this  
 license

A. Any byproduct material  
 permitted by 10 CFR  
 35.100

A. As needed

B. Any byproduct material  
 permitted by 10 CFR  
 35.200

B. As needed

C. Any byproduct material  
 permitted by 10 CFR  
 35.300

C. As needed (not to exceed 5  
 curies of iodine-131)

D. Any byproduct material  
 permitted by 10 CFR  
 35.400

D. Any sealed source  
 permitted by 10 CFR  
 35.400

D. 5 curies

E. Any byproduct material  
 permitted by 10 CFR  
 35.500

E. Sealed sources permitted  
 by 10 CFR 35.500

E. As needed

F. Any byproduct material  
 permitted by 10 CFR 31.11

F. Prepackaged kits

F. As needed

G. Uranium depleted in  
 uranium-235


G. Cadmium plated metal

G. As needed

H. Cesium-137

H. Sealed source (Tech. Ops.  
 Model 77302)

H. No single source to exceed  
 165 millicuries



NRC FORM 374A

U.S. NUCLEAR REGULATORY COMMISSION

PAGE 2 of 7 PAGES

**MATERIALS LICENSE  
SUPPLEMENTARY SHEET**

License Number  
21-00943-03

Docket or Reference Number  
030-01997

Amendment No. 75

Third Corrected Copy

Exhibit 2


6. Byproduct, source, and/or special nuclear material

7. Chemical and/or physical form

8. Maximum amount that licensee may possess at any one time under this license

I. Iridium-192 as permitted by 10 CFR 35.600

I. Sealed source (Mallinckrodt Model No. DRN 07736)



J. Strontium-90


J. Sealed sources (BEBIG Model Sr0.503, SICW Series)

J. No single source to exceed 5 millicuries; total possession not to exceed 800 millicuries

K. Yttrium-90

K. Unsealed liquid radiopharmaceutical sources (IDEC Pharmaceuticals Zc)

Not to exceed three sources, 160 millicuries total activity



9. Authorized Use:

- A. Medical use permitted by 10 CFR 35.300
- B. Medical use permitted by 10 CFR 35.300
- C. Medical use permitted by 10 CFR 35.300
- D. Medical use permitted by 10 CFR 35.400
- E. Medical use permitted by 10 CFR 35.500 in devices which have been evaluated and approved for licensing purposes by the U.S. Nuclear Regulatory Commission or an Agreement State.
- F. In vitro studies.
- G. Shielding in a linear accelerator.
- H. For use in a Tech. Ops. Model 773 calibration device for instrument calibration.
- I. One source for medical use, as permitted by 10 CFR 35.600, in a Nucletron MicroSelectron Model 105.999 HDR remote afterloading brachytherapy device. One source in its shipping container for source replacement.
- J. For use in Novoste A1000 Series transfer devices for intravascular brachytherapy, physics calibrations and quality assurance testing, as permitted by 10 CFR 35.1000.
- K. To be used for dose calibrator checks and calibrations and quality assurance testing.

NRC FORM 374A

U.S. NUCLEAR REGULATORY COMMISSION

PAGE 3 of 7 PAGES

**MATERIALS LICENSE  
SUPPLEMENTARY SHEET**License Number  
21-00943-03Docket or Reference Number  
030-01997Amendment No. 75  
Third Corrected CopyCONDITIONS

10. Location of Use: 5301 E. Huron River Drive, Ann Arbor, Michigan.

11. The Radiation Safety Officer for this license is Ralph Lieto, MSE.

12. Licensed material is only authorized for use by, or under the supervision of:

A. Individuals permitted to work as an authorized user and/or authorized medical physicist in accordance with 10 CFR 35.43 and 35.14.

B. The following individuals are authorized users for medical use:

Authorized UsersMaterial to be used

- |                                |   |
|--------------------------------|---|
| (1) Michael G. Sarosi, M.D.    | 10 CFR 35.100 and 35.200.   |
| (2) Walter M. Sahijdak, M.D.   | 10 CFR 35.300, 35.400, 35.600 and strontium-90 in the Novoste Beta-Cath A1000 Series. |
| (3) Douglas B. Siders, M.D.    | 10 CFR 35.100 and 31.11.  |
| (4) Francis J. Pauli, M.D.     | 10 CFR 35.100, 35.200, 35.300, 35.500 and 31.11.                                      |
| (5) John E. Freitas, M.D.      | 10 CFR 35.100, 35.200, 35.300, and 31.11.   |
| (6) Miljenko V. Pilepich, M.D. | 10 CFR 35.300, 35.400, 35.600 and strontium-90 in the Novoste Beta-Cath A1000 Series. |
| (7) Salam A. Jafar, M.D.       | 10 CFR 35.300, 35.400, 35.600 and strontium-90 in the Novoste Beta-Cath A1000 Series. |
| (8) Harvey J. Amoe, M.D.       | 10 CFR 35.100, 35.200, 35.500 and 31.11.  |
| (9) Richard McCleary, M.D.     | 10 CFR 35.100, 35.200 and 31.11.  |
| (10) Robert E. Bonfield, M.D.  | 10 CFR 35.100, 35.200, 35.300 and 31.11.  |
| (11) Gil S. Bonaza, M.D.       | 10 CFR 35.300, 35.400 and strontium-90 in the Novoste Beta-Cath system.               |
| (12) Gary T. Augustyn, M.D.    | 10 CFR 35.100, 35.200 and 31.11.  |



NRC FORM 374A

U.S. NUCLEAR REGULATORY COMMISSION

PAGE 4 of 7 PAGES

**MATERIALS LICENSE  
SUPPLEMENTARY SHEET**

License Number  
21-00943-03

Docket or Reference Number  
030-01897

Amendment No. 75  
Third Corrected Copy

- (13) Louis S. Magagna, M.D. 10 CFR 35.100, 35.200, 35.300 and 31.11.
- (14) Leonard B. Skerker, M.D. 10 CFR 35.100, 35.200 and 35.300.
- (15) Deborah Oehler Jeffries, M.D. 10 CFR 35.100, 35.200, 35.500 and 31.11.
- (16) James Paul Carl, M.D. 10 CFR 35.100, 35.200, 35.300, 35.500 and 31.11.
- (17) Joanne Barbour Walker, M.D. 10 CFR 35.100, 35.200, 35.500 and 31.11.
- (18) David J. Fugenschuh, M.D. 10 CFR 35.100, 35.200, 35.500 and 31.11.
- (19) David E. Baker, M.D. 10 CFR 35.100, 35.200 and 31.11.
- (20) Joaquin C. Uy, M.D., P.O. 10 CFR 35.100, 35.200, 35.300 and 31.11.
- (21) James E. Krake, M.D. 10 CFR 35.100 and 35.200.
- (22) James Shields, M.D. 10 CFR 35.100 and 35.200.
- (23) Swati Dutta, M.D. 10 CFR 35.100, 35.400, 35.600 and strontium-90 in the Novaste Beta Cath A1000 Series.

**C. The following individuals are authorized for medical uses:**

- (1) Timothy Kensora, M.S., for materials in Items 6.H. and 6.K.
- (2) Amy Harrison, M.S., for materials in Items 6.H. and 6.K.

**D. The following individual is an Authorized Medical Physicist:**

Timothy Kensora, M.S. Iridium-192 in High Dose Rate Remote Afterloading Brachytherapy devices, strontium-90 in the Novaste Model A1000 series Intravascular brachytherapy devices, and for calibrations, spot checks and training.

13. Licensed material listed in Subitem No. J. of Items 6., 7., 8., and 9. shall be used by or under the supervision of an authorized user named in Condition 12. and in the physical presence of an authorized user (named in Condition 12.) or a medical physicist who meets the requirements in 10 CFR 35.961. The authorized user (named in Condition 12.) shall consult with a medical physicist (who meets the requirements of 10 CFR 35.961) and an interventional cardiologist prior to each treatment.