

Dominion Nuclear Connecticut, Inc.
Millstone Power Station
Rope Ferry Road
Waterford, CT 06385



DominionSM

JAN 31 2006

U.S. Nuclear Regulatory Commission
Attention: Document Control Desk
Washington, DC 20555

Serial No. 06-060
MPS Lic/MAE R0
Docket Nos. 50-336
50-423
License Nos. DPR-65
NPF-49

DOMINION NUCLEAR CONNECTICUT, INC.
MILLSTONE POWER STATION UNITS 2 AND 3
TECHNICAL SPECIFICATIONS ANNUAL REPORT

Pursuant to the provisions of Millstone Unit 2 and Millstone Unit 3 Technical Specifications (TS), Dominion Nuclear Connecticut, Inc (DNC) is submitting the annual reports described below. These annual reports cover unit activities for the period January 1, 2005, to December 31, 2005.

Millstone Unit 2:

The Millstone Unit 2 activities provided in this report are covered by Section 6.9.1.4, "Annual Reports" as supplemented by Sections 6.9.1.5b and 5c. Details of these activities are as follows:

- The results of the steam generator tube inservice inspections performed at Millstone Unit 2 in 2005 are included as Enclosure 1 in accordance with Millstone Unit 2 TS 6.9.1.5b.
- There were no exceedances of Technical Specification 3.4.8 at Millstone Unit 2 in 2005; therefore, there is no report to be made on reactor coolant specific activity analysis in accordance with Millstone Unit 2 TS 6.9.1.5c.

Millstone Unit 3:

The Millstone Unit 3 activities provided in this report are covered by Section 6.9.1.2, "Annual Reports." Details of these activities are as follows:


- There were no exceedances of Technical Specification 3.4.8 at Millstone Unit 3 in 2005; therefore, there is no report to be made on reactor coolant specific activity analysis in accordance with Millstone Unit 3 TS 6.9.1.2.b.

A001

There are no regulatory commitments contained within this letter.

If you have any questions or require additional information, please contact Mr. David W. Dodson at (860) 447-1791, extension 2346.

Very truly yours,



J. Alan Price
Site Vice President - Millstone

Enclosures: (0)

Commitments made in this letter: None.

cc: U.S. Nuclear Regulatory Commission
Region I
475 Allendale Road
King of Prussia, PA 19406-1415

Mr. V. Nerses
Senior Project Manager
U.S. Nuclear Regulatory Commission
One White Flint North
11555 Rockville Pike
Mail Stop 8C2
Rockville, MD 20852-2738

Mr. S. M. Schneider
NRC Senior Resident Inspector
Millstone Power Station

Mr. R. Prince
NRC Inspector
U.S. Nuclear Regulatory Commission
Region I
475 Allendale Road
King of Prussia, PA 19406-1415

Enclosure 1

Millstone Unit 2
2005 Steam Generator Tube Inservice Inspection

**Millstone Power Station Unit 2
Dominion Nuclear Connecticut, Inc. (DNC)**

Steam Generator Tube Inspection

Millstone Unit 2 (MP2) is a two loop ABB-CE PWR with Babcock and Wilcox (B&W) replacement Steam Generators (SG). Each SG was designed to contain 8523 U-bend thermally treated Inconel 690 tubes. One hot leg tube sheet hole in SG 1 was plugged during construction and the opposing cold leg hole was not drilled, thus SG 1 has 8522 tubes. The tubing is nominally 0.750 inch outside diameter with a 0.0445 inch nominal wall thickness. During replacement SG fabrication, the tubes were installed using a two-step hydraulic expansion process over the full depth of the 21.06 inch thick tubesheet. The tubesheet was drilled on a triangular pitch with 1.0 inch spacing. There are 141 rows and 167 columns in each SG. To minimize small radius U-bends, tubes in rows 1 through 3 were installed using a staggered arrangement. This resulted in the termination of tubes at different locations between the hot and cold legs. For these rows, the tube identification follows the hot leg row/column naming convention. Secondary side tube support structures include seven lattice grid supports on the vertical section of the tubes and twelve fan bar assemblies on the U-bend section of the tubes. All lattice grid supports are full supports.

SG replacement was completed during 2R11 (Fall 1992). The new SGs have accrued 7.037 Effective Full Power Years (EFPY) of operation as of the end of Cycle 16 (April 2005). The 910 MW Unit operates with a hot leg temperature of 601 degrees Fahrenheit.

The Millstone Unit 2 SG eddy current testing (ECT), conducted at the end of Cycle 16, was completed on April 25, 2005. The examinations, personnel, and equipment conformed to the requirements of NEI 97-06, rev. 1, Steam Generator Program Guidelines; EPRI Pressurized Water Reactor Steam Generator Examination Guidelines: Revision 6; and Millstone Unit 2 Technical Specifications. Performed in SG 1 only, the inspection included a 100% bobbin coil exam and 298 special interest and diagnostic exams utilizing Motorized Rotating Pancake Coil (MRPC) technology. The only indications of degradation recorded were attributed to mechanically induced wear. ECT identified two tubes with nine (9) percent throughwall fan bar wear, unchanged from the 2R14 results. No tubes were removed from service or otherwise repaired.

One hundred percent (100%) of all in-service tubes (8522 tubes) in SG 1 were examined full length with the standard bobbin coil technique. The tubes were examined tube end to tube end (TEC-TEH) from the hot leg channel head.

Two hundred ninety-eight (298) tubes were examined with the MRPC plus-point probe; one hundred forty-two (142) hot-leg roll transition exams and one hundred fifty-six (156) special interest and diagnostic examinations. MRPC examination locations are summarized below and in Table 2.

The extent for the roll transition area examination was top of tube sheet hot (TSH) +3/-3 inches. This area was selected based on the historical hot leg sludge pile region as compiled from previous SG 1 and SG 2 (2R13, 2R14, and 2R15) results. The 142 tube

locations selected for examination make up fifty percent (50%) of this total sludge region (284 tubes) identified from both SGs. Approximately seventy-four (74%) of the tubes in the sample had previously identified Sludge (SLG) indications in SG 1. SLG indications reported during the current inspection are mapped in Attachment 5. One tube with a historical Partial Tubesheet Expansion (PTE) indication was also examined TSH-TEH.

One hundred and fifty-six (156) tubes were examined at a specific area of interest. The sixty-three (63) preplanned examinations were conducted at locations of previously identified dents, dings, bulges, possible loose parts, over expansions, and fan bar wear. Ninety-three (93) diagnostic examinations were conducted at locations associated with indications reported during the current inspection. These included dents, dings, bobbin I-codes, possible loose parts, and tubes surrounding possible or known loose parts.

This ECT examination was conducted following five cycles (7.037 EFPY) of operation with the replacement SGs. There were no indications of any corrosion related tube cracking.

ECT reported two (2) tubes with nine (9) percent throughwall (%TW) fan bar wear. The ECT results from 2R14 also reported 9%TW wear on these tubes, thus the wear has not progressed over the past two operating cycles. Additional details on fan bar wear in both SGs are provided in Table 3 and Attachment 6.

One Volumetric Indication (VOL) was reported. This VOL indication has been reported since the June 1997 examination with MRPC. It is believed to be associated with a Manufacturing Buff Mark (MBM) and exhibits no change since first reported. Additional details are provided in Attachment 7.

Twenty-five (25) PLP indications were also reported. These ECT reported indications were grouped in eleven (11) locations as shown in Attachment 4. Seventeen (17) of the indications were initially reported with the bobbin coil examination and eight (8) with the MRPC examination. Loose parts were observed in an additional three (3) locations during SSI. There were no indications of wear associated with any of the PLP indications or any of the loose parts that were reported. Additional information is included in Table 4.

Although no primary side ECT was performed, SSI reported thirteen (13) loose parts in SG 2. Nine (9) were removed. Three (3) pieces of Flexitallic gasket and one (1) sludge rock remain wedged between tubes. No wear associated with any of the loose parts in SG 2 was reported during the performance of the visual examination.

In summary, 100% of the tubes in SG 1 (8522 tubes) were inspected, TEC-TEH. There were no tubes that required repair as a result of this examination. No tubes were plugged or otherwise repaired on a discretionary basis. As a result of the inspection, SG 1 was classified as C-1. A listing and map of tubes reported with wall-thickness loss is included in Attachment 6. The maximum wall-thickness loss was 9% TW.

Table 1 - Eddy Current Results

	SG 1
Number of Tubes	8522
Number of Tubes Inspected full length w/Bobbin Probe	8522
Number of Tube Inspections w/MRPC (Total)	298
• Hot Leg Transitions - Original Scope	142
• Hot Leg Misc. Special Interest - Diagnostic Exams	60
• Cold Leg Misc. Special Interest - Diagnostic Exams	82
• U-bend Misc. Special Interest - Diagnostic Exams (tubes)	14
Tubes with Max Fan Bar Wear $\geq 40\%$	0
Tubes with Max Fan Bar Wear $\geq 20\%$ but $< 40\%$	0
Tubes with Max Fan Bar Wear $< 20\%$	2
Tubes Plugged	0
Tubes Sleeved	0

Table 2 – MRPC Examinations

		Hot Leg	Cold Leg	U-bend
Previous Indications	PTE	1	0	0
	PLP	2	4	0
	DNT/DNG	3	9	8
	BLG	2	0	0
	OXF	19	14	0
	Fan Bar Wear	0	0	1
2R16 Indications	Bobbin I-Codes	3	0	2
	Bobbin PLPs	3	8	0
	PLP Bounding & Resulting PLPs	27	46	0
	DNT/DNG	0	1	3
Total		60	82	14

Table 3 - Fan Bar Wear

Row	Col	SG	% TW	Support Identifier	Inch from Support Center	Identified
40	155	1	9	F06	-1.74	2R14
			9	F06	-1.66	2R16
140	93	1	9	F08	-0.55	2R14
			9	F08	-0.53	2R16
37	120	2	6	F07	-0.81	2R15
99	80	2	11	F06	1.26	2R15

Table 4 – Loose Parts Summary

SG	Location	Description	Method of Discovery	Removed
1	R89 C26 R91 C26 R88 C27 R87 C28 TSC+0.4"	Small metal turning wedged between tubes. PLP indications evident in this area in 02, 97, and 94. No wear was reported.	ECT	No
1	R26 C165 R28 C165 TSC+5.5"	Sludge rock located between tubes. PLP indications evident in 02, 97, and 94. No wear was reported.	ECT	No
1	R41 C160 R42 C159 R40 C159 R43 C158 R41 C158 TSH+0.8"	Short piece of wire or Flexitallic gasket. PLP indications evident in 02. No wear was reported.	ECT	No
1	R45 C162 R47 C162 TSC+9.6"	Sludge rock located between tubes. PLP evident in 02, 97, and 94. No wear was reported.	ECT	No
1	R127 C50 R128 C51 TSC+9.8"	Sludge formation between tubes. No wear was reported. No PLP reported via ECT for R128 C51.	ECT	Yes
1	R140 C77 R139 C78 R140 C79 TSC	Weld slag lying on tube sheet between tubes. No wear was reported. No PLP reported via ECT for R140 C77 or R140 C79.	Visual	Yes
1	R28 C99 R29 C98 TSC	Demineralizer outlet strainer screen fragment lodged between tubes and on the tube sheet. No wear was reported. No PLP was reported via ECT.	Visual	No
1	R127 C120 R126 C123 R125 C122 TSH	3" long metal clip lying in the periphery on the tubesheet adjacent to the listed tubes. No wear was reported. No PLP was reported via ECT.	Visual	Yes
1	R139 C70 TSH	Approximately 20 wire brush bristles lying on the tube sheet and adjacent to the tube. No wear was reported. No PLP was reported via ECT.	Visual	Yes
1	R130 C57 R131 C56 R132 C57 TSC+5.3"	Sludge formation wedged between tubes. No wear was reported.	ECT	No

SG	Location	Description	Method of Discovery	Removed
1	R16 C1 R14 C1 TSH+10.8"	Sludge formation lodged between tubes. No wear was reported.	ECT	Yes
1	R96 C33 TSH+2.0"	PLP previously reported in 02. No wear was reported. Loose part was not observed visually.	ECT	No
1	R94 C33 TSH+2.0"	PLP previously reported in 02. No wear was reported. Loose part was not observed visually.	ECT	No
1	R23 C102 R24 C103 R24 C101 TSC+1.0"	Weld slag previously identified in 03 and 02. No wear was detected.	Visual	No
2	R30 C97 R31 C96 R32 C97	Cold staywell. Sludge rock wedged between tubes. No wear was observed.	Visual	No
2	R137 C102 R136 C103 R134 C103	Hot periphery. Flexitallic gasket metallic piece. No wear was observed.	Visual	Yes
2	R138 C80 R138 C81 R140 C81 R139 C82 R141 C82 R141 C84 R137 C80 R140 C83	Hot periphery. Flexitallic gasket metallic piece. No wear was observed.	Visual	Yes
2	R139 C70	Hot periphery. Demineralizer outlet strainer screen fragment. No wear was observed.	Visual	Yes
2	R127 C50 R126 C49 R127 C48 R125 C50	Hot periphery. Flexitallic gasket metallic piece. No wear was observed.	Visual	No
2	R139 C72 R138 C73	Hot periphery. Flexitallic gasket metallic piece. No wear was observed.	Visual	No
2	R141 C88 R141 C86 R141 C84	Weld wire. Cold Periphery. No wear was observed	Visual	Yes
2	R37 C80 R39 C80 R37 C82 R38 C81 R39 C82	Cold staywell. . Flexitallic gasket metallic piece. No wear was observed.	Visual	No

SG	Location	Description	Method of Discovery	Removed
2		Cold annulus near R100 C25. Piece of wire. No contact with any tubes. No wear observed.	Visual	Yes
2		No-tube lane near R4 C1. Flat head screw. No contact with any tubes. No wear observed.	Visual	Yes
2		No-tube lane near R4 C1. Metal turning. No contact with any tubes. No wear observed.	Visual	Yes
2		Cold annulus near R140 C85. Demineralizer outlet strainer screen fragment. No contact with any tubes. No wear observed.	Visual	Yes

Attachments

Attachment	Title
1	Acronyms
2	Tube Sheet Map and Listing - DNG Indications
3	Tube Sheet Map and Listing - DNT Indications
4	Tube Sheet Map and Listing - PLP Indications
5	Tube Sheet Map and Listing - SLG Indications
6	Tube Sheet Map and Listing - % TW FB Indications
7	Tube Sheet Map and Listing - VOL Indications

Attachment 1
Acronyms

B&W	Babcock & Wilcox
BLG	Bulge
C	Column
DNG	Ding
DNT	Dent
ECT	Eddy Current Testing
EFPY	Effective Full Power Years
FB	Fan Bar
MP 2	Millstone Unit 2
MRPC	Motorized Rotating Pancake Coil
EXP	Over Expansion
PLP	Possible Loose Part
PTE	Partial Tubesheet Expansion
% TW	Percent Throughwall
R	Row
SG 1	Steam Generator Number 1
SG 2	Steam Generator Number 2
SLG	Sludge
SSI	Secondary Side Inspection
TEC	Tube End Cold-leg
TEH	Tube End Hot-leg
TSC	Top of Tube Sheet Cold-leg
TSH	Top of Tube Sheet Hot-leg
VOL	Volumetric Indication

Attachment 2

DNG Indications

Millstone Unit 2 04/05 - 2R16

DNG Indications

GROUP
B DNG Indications

TUBES
12

FANP - FDMS map module Version 3.2

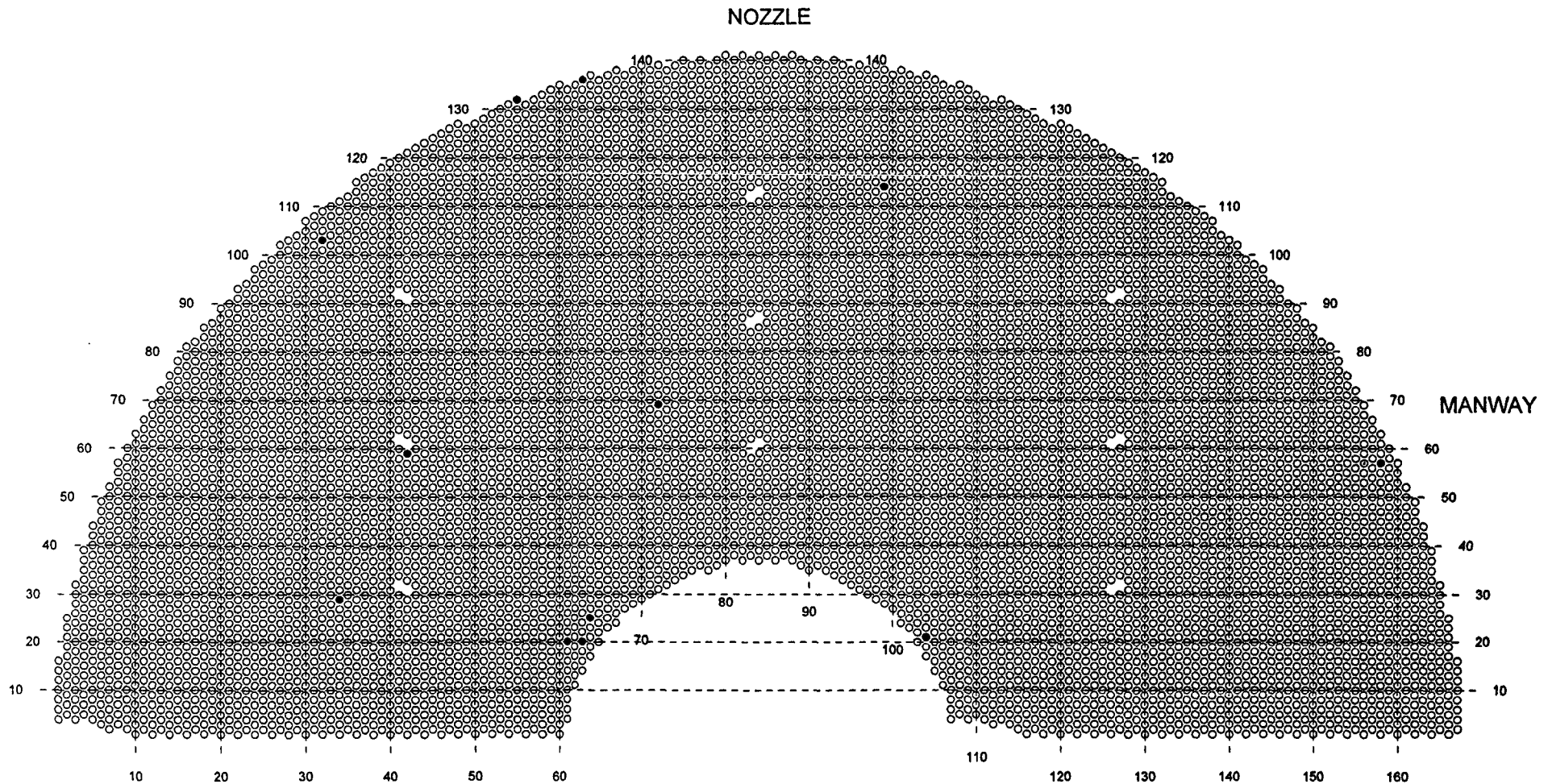
S/G 1
HOT
PRIMARY FACE

TOTAL TUBES: 8523
SELECTED TUBES: 12
OUT OF SERVICE (#): 1

SCALE: 0.066571 X
Fri May 27 08:42:51 2005

Millstone Unit 2: S/G 1 HOT

BW



DNG Indications

QUERY: DNG Indications

ROW	COL	VOLTS	DEG	CHN	IND	\$TW	LOCATION	EXT	EXT	UTIL	1	UTIL	2	CAL	#	LEG	PROBE
20	61	4.26	184	1	DNG		F01	+12.29	TEC	TEH	HR			32		HOT	610UL
20	63	4.36	184	1	DNG		F07	+5.18	TEC	TEH	HR			31		HOT	610UL
21	104	5.47	185	1	DNG		F01	+7.10	TEC	TEH	HR			25		HOT	610UL
25	64	6.59	183	1	DNG		F06	+2.22	TEC	TEH	HR			32		HOT	610UL
29	34	2.71	188	1	DNG		01H	+20.24	TEC	TEH	HR			8		HOT	610UL
57	158	5.05	186	1	DNG		F06	+5.69	TEC	TEH	HR			68		HOT	610UL
59	42	2.81	184	1	DNG		TSC	+14.91	TEC	TEH	HR			5		HOT	610UL
69	72	4.02	187	1	DNG		04C	+28.11	TEC	TEH	HR			32		HOT	610UL
103	32	3.19	186	1	DNG		06C	+19.94	TEC	TEH	HR			4		HOT	610UL
114	99	4.26	186	1	DNG		02H	+33.86	TEC	TEH	HR			22		HOT	610UL
132	55	4.89	185	1	DNG		TSC	+0.61	TEC	TEH	HR			13		HOT	610UL
136	63	4.18	184	1	DNG		F02	+3.80	TEC	TEH	HR			14		HOT	610UL

Total Tubes : 12
Total Records: 12

Attachment 3

DNT Indications

Millstone Unit 2 04/05 - 2R16

DNT Indications

GROUP
B DNT Indications

TUBES
13

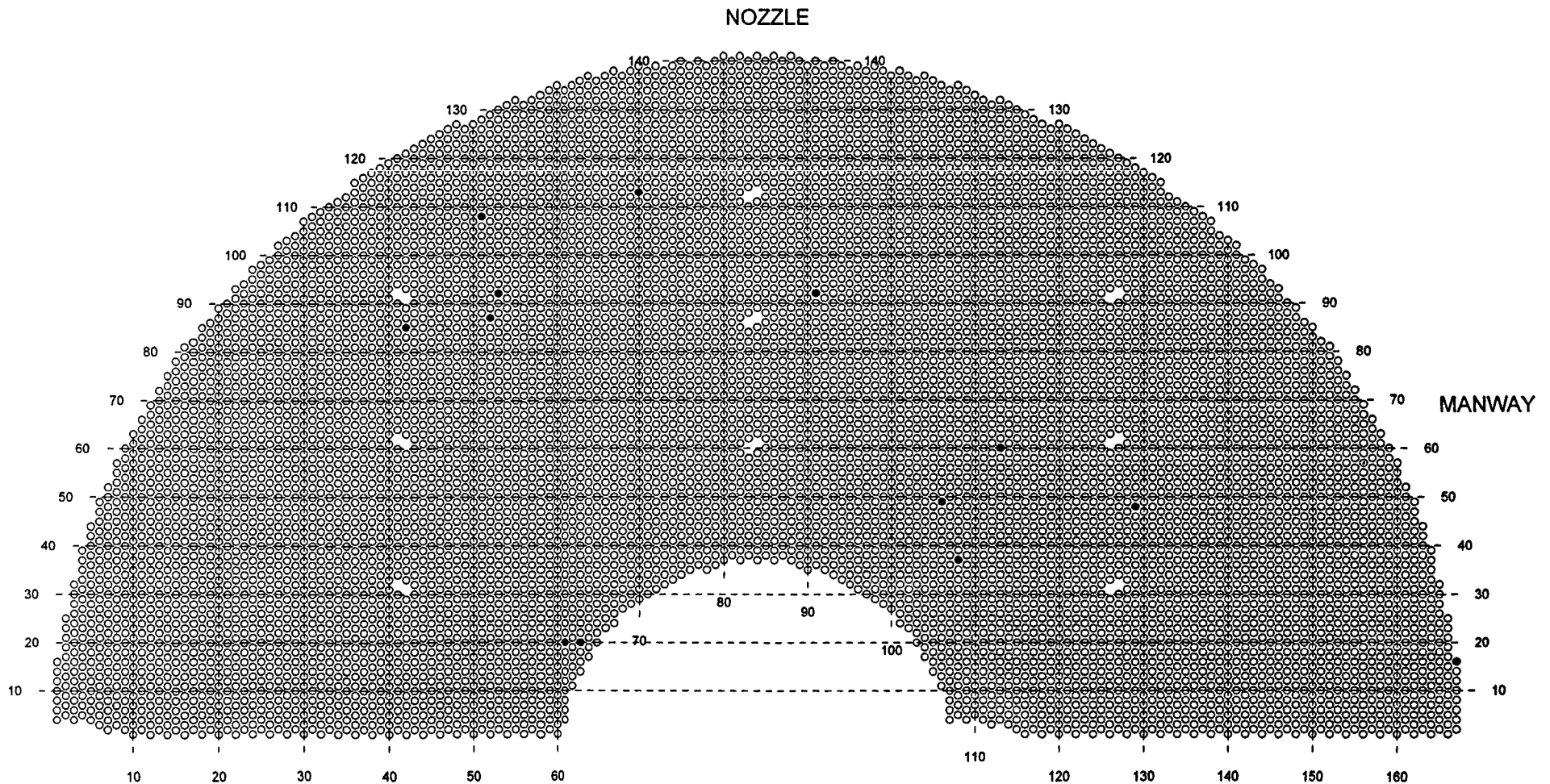
FANP - FDMS map module Version 3.2

S/G 1
HOT
PRIMARY FACE

TOTAL TUBES: 8523
SELECTED TUBES: 13
OUT OF SERVICE (#): 1

SCALE: 0.066571 X
Fri May 27 08:44:22 2005
Millstone Unit 2: S/G 1 HOT

BY



DNT Indications

QUERY: DNT Indications

ROW	COL	VOLTS	DEG	CHN	IND	%TW	LOCATION	EXT	EXT	UTIL	1	UTIL	2	CAL	#	LEG	PROBE
16	167	3.11	177	P 1	DNT		07H	+0.68	TEC	TEH	HR			66		HOT	610UL
20	61	4.26	178	P 1	DNT		F07	-0.40	TEC	TEH	HR			32		HOT	610UL
20	63	3.77	179	P 1	DNT		F06	+1.97	TEC	TEH	HR		LAR	31		HOT	610UL
37	108	3.98	180	P 1	DNT		F06	+0.56	TEC	TEH	HR			28		HOT	610UL
48	129	2.98	184	P 1	DNT		F05	+0.33	TEC	TEH	HR			63		HOT	610UL
49	106	3.33	181	P 1	DNT		07C	+1.74	TEC	TEH	HR			28		HOT	610UL
60	113	3.86	182	P 1	DNT		07C	+1.61	TEC	TEH	HR			28		HOT	610UL
85	42	2.36	180	P 1	DNT		07C	+1.68	TEC	TEH	HR			2		HOT	610UL
87	52	3.69	183	P 1	DNT		07C	+1.67	TEC	TEH	HR			13		HOT	610UL
92	53	3.16	179	P 1	DNT		07C	+1.49	TEC	TEH	HR			14		HOT	610UL
92	91	4.01	175	P 1	DNT		07H	+1.40	TEC	TEH	HR			20		HOT	610UL
108	51	3.64	181	P 1	DNT		07C	+1.55	TEC	TEH	HR			13		HOT	610UL
113	70	3.24	178	P 1	DNT		07C	+1.20	TEC	TEH	HR			16		HOT	610UL

Total Tubes : 13
Total Records: 13

Attachment 4
PLP Indications

Millstone Unit 2 04/05 - 2R16

PLP Indications

GROUP
B PLP Indications

TUBES
25

FANP - FDMS map module Version 3.2

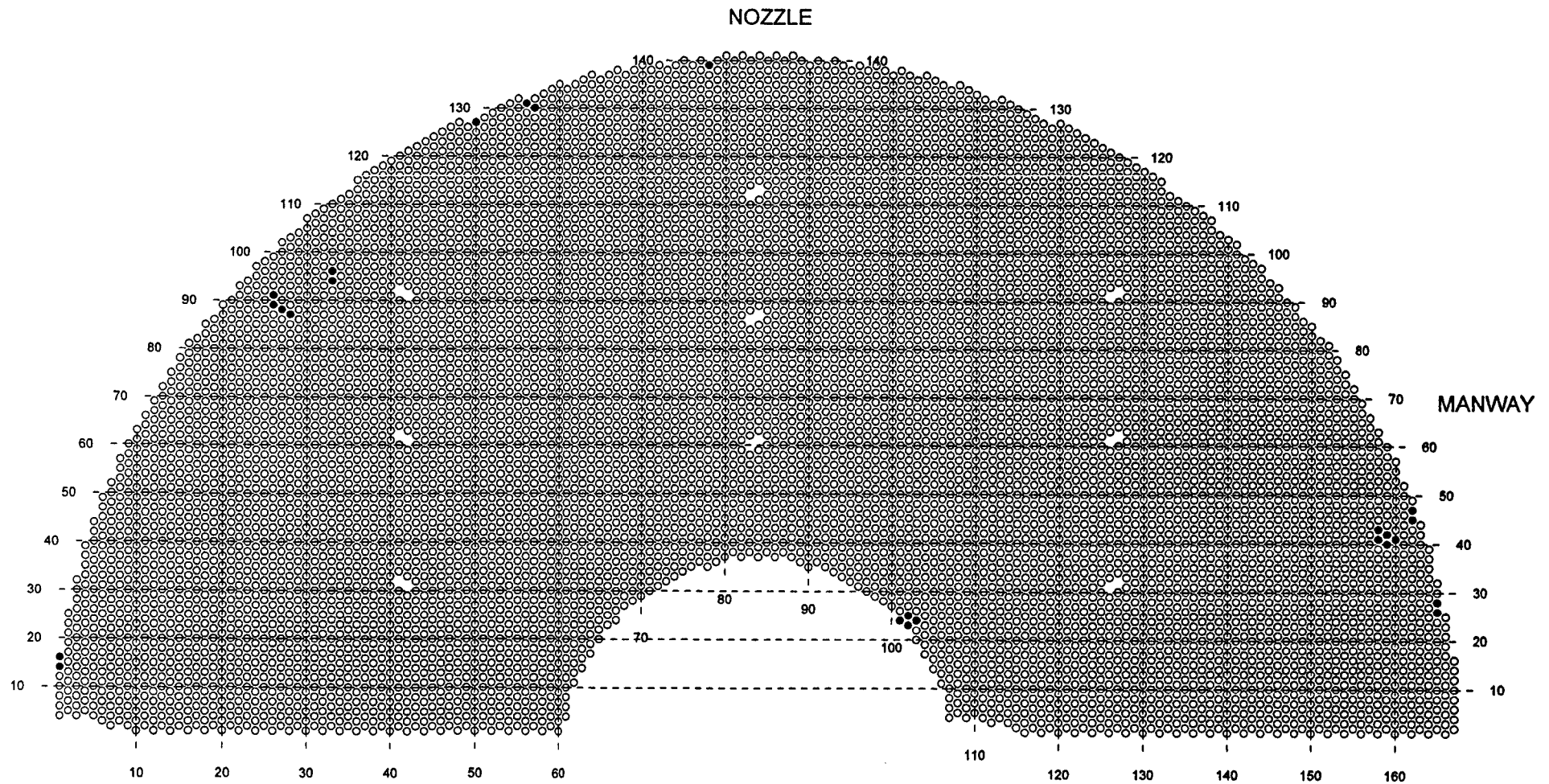
S/G 1
HOT
PRIMARY FACE

TOTAL TUBES: 8523
SELECTED TUBES: 25
OUT OF SERVICE (#): NA

SCALE: 0.066571 X
Fri May 27 08:51:04 2005

Millstone Unit 2: S/G 1 HOT

8W



PLP Indications (including any LPI LPM LPR LPS Indications)

QUERY: PLP Indications

ROW	COL	VOLTS	DEG	CHN	IND	%TW	LOCATION	EXT	EXT	UTIL	1	UTIL	2	CAL	#	LEG	PROBE
14	1	0.29	183	8	PLP		TSH	+11.17	TEC	TEH	LAR			37		HOT	610UL
16	1	0.29	212	8	PLP		TSH	+10.81	TEC	TEH	LAR			12		HOT	610UL
23	102	1.05	45	8	PLP		TSC	+1.21	TEC	TEH	LAR			26		HOT	610UL
		0.60	78	11	PLP		TSC	+0.84	TSC	TSC	LAR			4		COLD	610PP
24	101	0.47	78	11	PLP		TSC	+0.19	TSC	TSC	LAR			4		COLD	610PP
		2.78	189	8	PLP		TSC	+0.22	TEC	TEH	LAR			32		HOT	610UL
24	103	0.77	35	8	PLP		TSC	+1.26	TEC	TEH	LAR			26		HOT	610UL
		0.60	77	11	PLP		TSC	+0.92	TSC	TSC	LAR			4		COLD	610PP
25	102	1.15	42	8	PLP		TSC	+0.94	TEC	TEH	LAR			26		HOT	610UL
		0.63	77	11	PLP		TSC	+0.61	TSC	TSC	LAR			4		COLD	610PP
26	165	0.30	78	11	PLP		TSC	+5.63	TSC	01C	LAR			4		COLD	610PP
		0.35	34	8	PLP		TSC	+5.71	TEC	TEH	LAR			66		HOT	610UL
28	165	0.26	82	11	PLP		TSC	+5.23	TSC	01C	LAR			4		COLD	610PP
		0.31	218	8	PLP		TSC	+5.27	TEC	TEH	LAR			68		HOT	610UL
40	159	0.37	87	11	PLP		TSH	+0.36	TSH	TSH	LAR3.7	VLP		72		HOT	610PP
41	158	0.28	88	11	PLP		TSH	+0.08	TSH	TSH	LAR5.2	VLP		72		HOT	610PP
41	160	0.31	89	11	PLP		TSH	+0.72	TSH	TSH	LAR4.5	VLP		70		HOT	610PP
		0.26	72	7	PLP		TSH	+0.80	TEC	TEH	LAR			66		HOT	610UL
42	159	0.16	91	11	PLP		TSH	+0.23	TSH	TSH	LAR3.6	VLP		72		HOT	610PP
43	158	0.32	83	11	PLP		TSH	+0.09	TSH	TSH	LAR5.4	VLP		72		HOT	610PP
45	162	0.45	78	11	PLP		TSC	+9.66	TSC	01C	LAR			4		COLD	610PP
		0.81	219	8	PLP		TSC	+9.31	TEC	TEH	LAR			66		HOT	610UL
47	162	0.34	80	11	PLP		TSC	+9.19	TSC	01C	LAR			4		COLD	610PP
		0.70	227	8	PLP		TSC	+9.64	TEC	TEH	LAR			68		HOT	610UL
87	28	0.20	90	11	PLP		TSC	+0.39	TSC	TSC	LAR7.8	VLP		5		COLD	610PP
88	27	0.19	86	11	PLP		TSC	+0.09	TSC	TSC	LAR9.2	VLP		5		COLD	610PP
89	26	0.14	70	11	PLP		TSC	+0.38	TSC	TSC	LAR	VLP		4		COLD	610PP
91	26	0.21	80	11	PLP		TSC	+0.26	TSC	TSC	LAR7.9	VLP		5		COLD	610PP
94	33	0.29	215	8	PLP		TSH	+2.08	TEC	TEH	LAR			4		HOT	610UL
		0.11	14	11	LPS		TSH	+1.88	TSH	TSH	LAR	5.60		70		HOT	610PP
96	33	0.24	208	8	PLP		TSH	+2.03	TEC	TEH	LAR			3		HOT	610UL
		0.22	78	11	LPS		TSH	+1.96	TSH	TSH	LAR	5.63		70		HOT	610PP
127	50	0.43	213	8	PLP		TSC	+9.82	TEC	TEH	LAR			13		HOT	610UL
130	57	0.28	75	11	PLP		TSC	+5.54	TSC	01C	LAR			4		COLD	610PP
		0.36	209	8	PLP		TSC	+5.29	TEC	TEH	LAR			13		HOT	610UL
131	56	0.11	73	11	PLP		TSC	+5.47	TSC	01C	LAR			4		COLD	610PP
		0.10	213	8	PLP		TSC	+5.27	TEC	TEH	LAR			13		HOT	610UL
139	78	0.23	113	8	PLP		TSC	+0.56	TEC	TEH	LAR			18		HOT	610UL

Total Tubes : 25
Total Records: 38

Attachment 5

SLG Indications

Millstone Unit 2 04/05 - 2R16

SLG Indications

GROUP	TUBES
SLG Indications (TS)	18
SLG Indications (TSC)	9

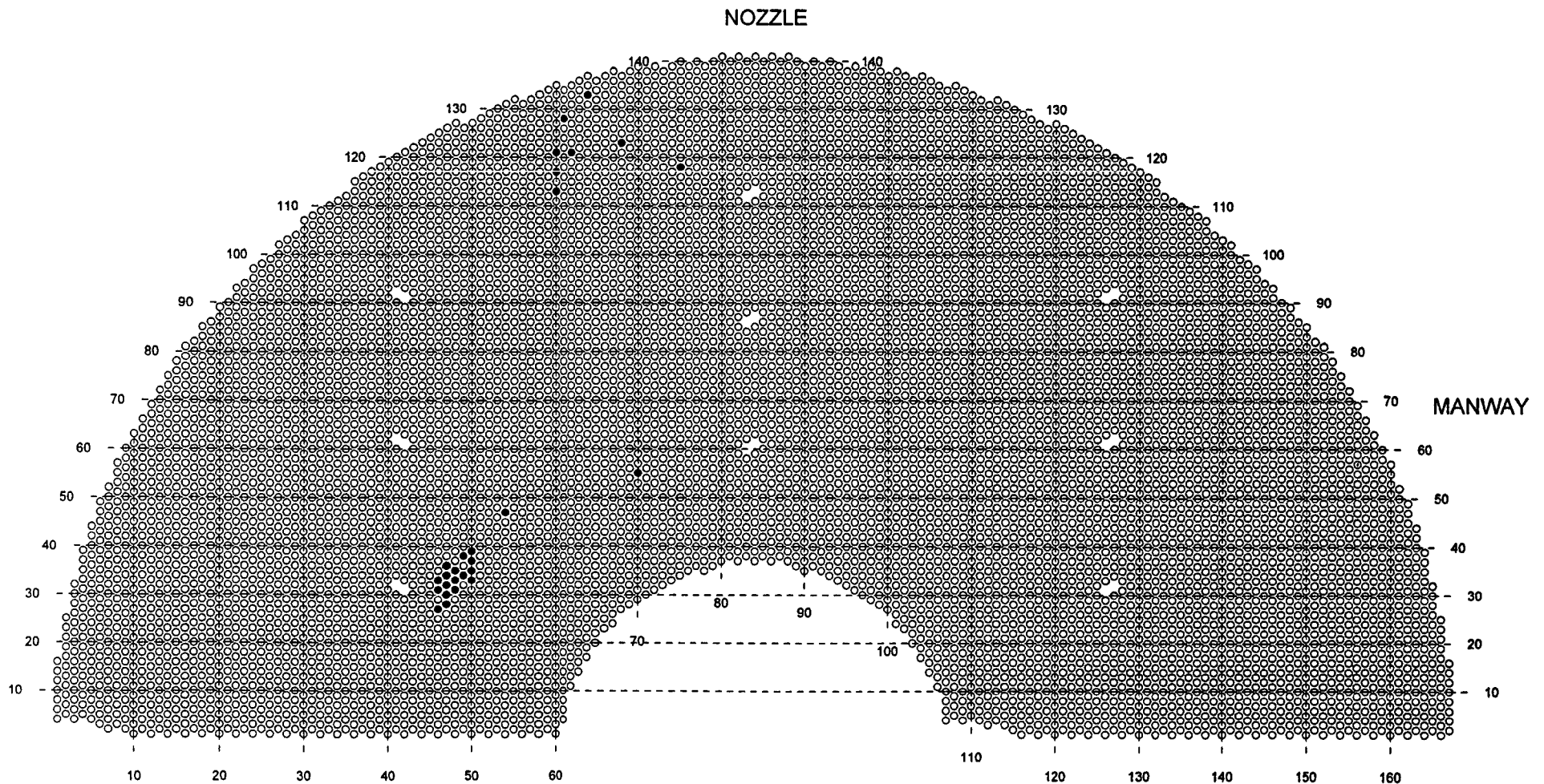
FANP - FDMS map module Version 3.2

S/G 1
HOT
PRIMARY FACE

TOTAL TUBES: 8523
SELECTED TUBES: 27
OUT OF SERVICE (#): 1

SCALE: 0.066571 X
Fri May 27 10:59:10 2005
Millstone Unit 2: S/G 1 HOT

BW



SLG Indications

QUERY: SLG Indications

ROW	COL	VOLTS	DEG	CHN	IND	%TW	LOCATION	EXT	EXT	UTIL	1	UTIL	2	CAL	#	LEG	PROBE
27	46	0.82		8	SLG		TSH	+0.58	TEC	TEH				5		HOT	610UL
28	47	1.03		8	SLG		TSH	+0.70	TEC	TEH				4		HOT	610UL
30	47	1.60		8	SLG		TSH	+1.05	TEC	TEH				3		HOT	610UL
31	46	1.05		8	SLG		TSH	+1.17	TEC	TEH				5		HOT	610UL
31	48	1.45		8	SLG		TSH	+1.22	TEC	TEH				3		HOT	610UL
32	47	1.87		8	SLG		TSH	+1.08	TEC	TEH				4		HOT	610UL
33	46	1.33		8	SLG		TSH	+0.72	TEC	TEH				4		HOT	610UL
33	48	2.23		8	SLG		TSH	+1.25	TEC	TEH				4		HOT	610UL
33	50	2.10		8	SLG		TSH	+0.94	TEC	TEH				30		HOT	610UL
34	47	1.64		8	SLG		TSH	+0.99	TEC	TEH				3		HOT	610UL
34	49	2.06		8	SLG		TSH	+0.91	TEC	TEH				3		HOT	610UL
35	48	1.58		8	SLG		TSH	+1.24	TEC	TEH				3		HOT	610UL
35	50	2.35		8	SLG		TSH	+1.89	TEC	TEH				29		HOT	610UL
36	47	0.80		8	SLG		TSH	+0.86	TEC	TEH				4		HOT	610UL
37	50	2.33		8	SLG		TSH	+1.54	TEC	TEH				30		HOT	610UL
38	49	2.02		8	SLG		TSH	+0.93	TEC	TEH				3		HOT	610UL
39	50	2.25		8	SLG		TSH	+1.70	TEC	TEH				29		HOT	610UL
47	54	0.71		8	SLG		TSH	+1.10	TEC	TEH				29		HOT	610UL
55	70	2.25		8	SLG		TSC	+0.46	TEC	TEH				54		HOT	610UL
113	60	2.31		8	SLG		TSC	+0.45	TEC	TEH				13		HOT	610UL
117	60	2.27		8	SLG		TSC	+0.45	TEC	TEH				13		HOT	610UL
118	75	2.77		8	SLG		TSC	+0.45	TEC	TEH				15		HOT	610UL
121	60	2.08		8	SLG		TSC	+0.45	TEC	TEH				13		HOT	610UL
121	62	2.00	32	8	SLG		TSC	+0.48	TEC	TEH				13		HOT	610UL
123	68	0.70	38	8	SLG		TSC	+1.51	TEC	TEH				16		HOT	610UL
128	61	2.05		8	SLG		TSC	+0.45	TEC	TEH				13		HOT	610UL
133	64	2.29		8	SLG		TSC	+0.45	TEC	TEH				13		HOT	610UL

Total Tubes : 27
Total Records: 27

Attachment 6
% TW FB Indications

Millstone Unit 2
04/05 - 2R16

GROUP
B TWD Indications

TUBES
2

%TW (Bobbin Wear) Indications

FANP - FDMS map module Version 3.2

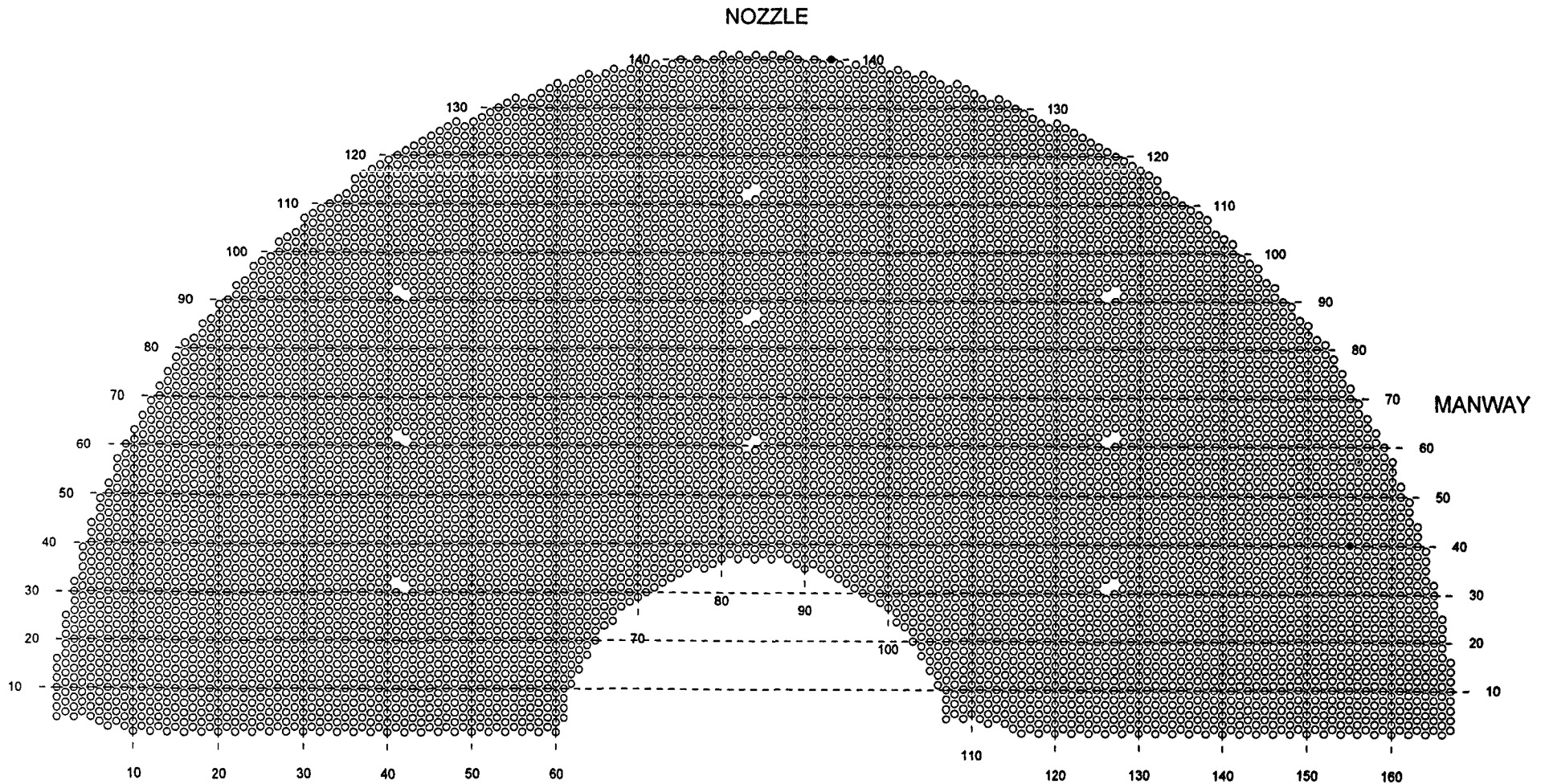
S/G 1
HOT
PRIMARY FACE

TOTAL TUBES: 8523
SELECTED TUBES: 2
OUT OF SERVICE (#): 1

SCALE: 0.066571 X
Fri May 27 08:53:07 2005

Millstone Unit 2: S/G 1 HOT

BW



Framatome ANP Inc.
Customer Name: Millstone Unit 2

5/26/2005 4:43:23 PM
Component: S/G 1

Page 1 of 1

%TW (TWD) Indications

QUERY: TWD Indications

ROW	COL	VOLTS	DEG	CHN	IND	%TW	LOCATION	EXT	EXT	UTIL	1	UTIL	2	CAL	#	LEG	PROBE
40	155	0.21	113	P 2	TWD 9	F06	-1.66	TEC	TEH	LAR				69		HOT	610UL
140	93	0.29	127	P 2	TWD 9	F08	-0.53	TEC	TEH	LAR				33		HOT	610UL

Total Tubes : 2
Total Records: 2

Attachment 7

VOL Indications

Millstone Unit 2 04/05 - 2R16

VOL Indications

GROUP
B VOL Indications

TUBES
1

FANP - FDMS map module Version 3.2

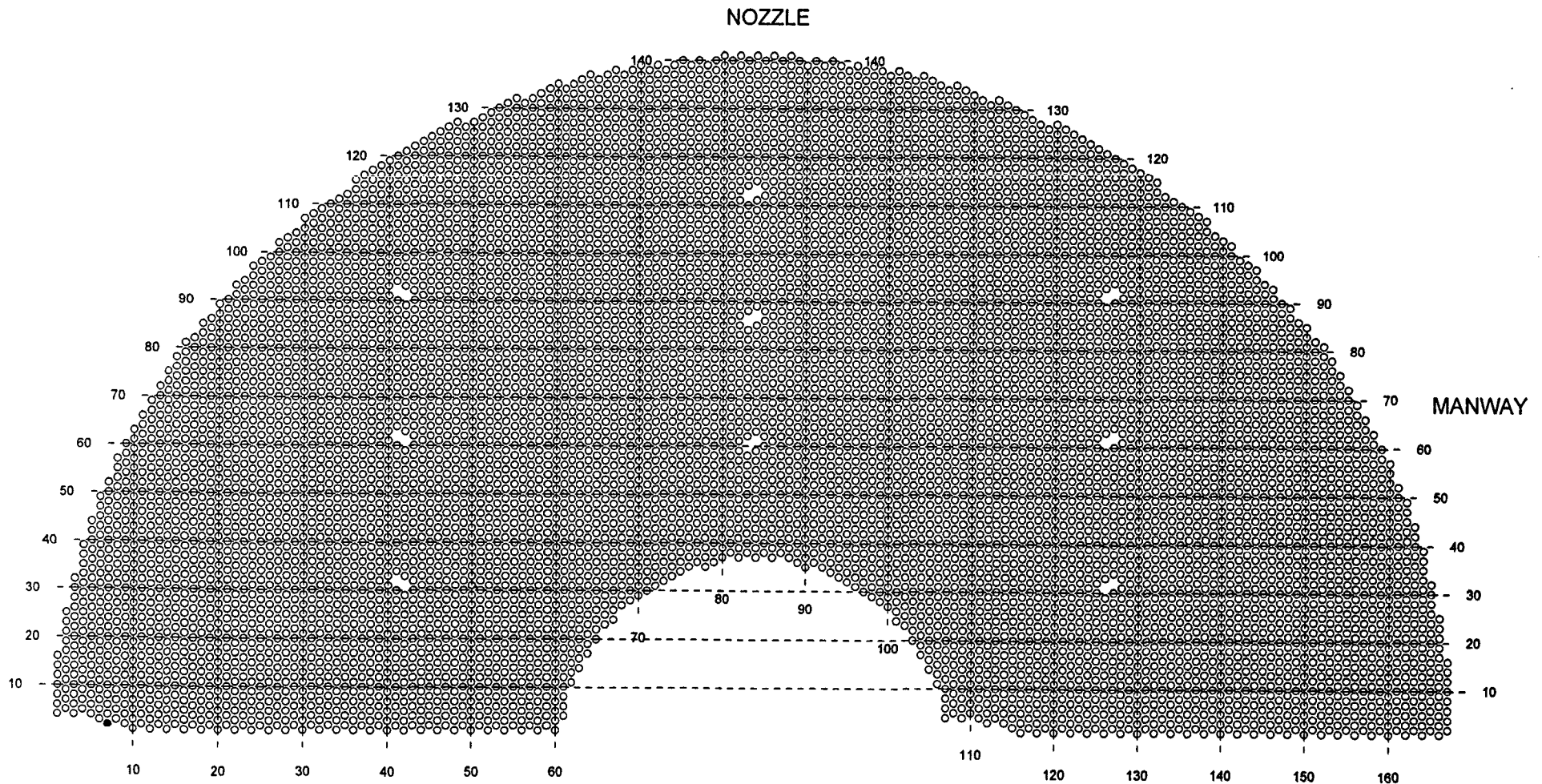
S/G 1
HOT
PRIMARY FACE

TOTAL TUBES: 8523
SELECTED TUBES: 1
OUT OF SERVICE (#): NA

SCALE: 0.066571 X
Fri May 27 08:53:52 2005

Millstone Unit 2: S/G 1 HOT

BW



Framatome ANP Inc.
Customer Name: Millstone Unit 2

5/26/2005 4:44:21 PM
Component: S/G 1

Page 1 of 1

VOL Indications

QUERY: VOL Indications

ROW	COL	VOLTS	DEG	CHN	IND	%TW	LOCATION	EXT	EXT	UTIL	1	UTIL	2	CAL #	LEG	PROBE
2	7	0.77	77	3	VOL		TSH	+0.15	TSH	TSH				70	HOT	610PP

Total Tubes : 1
Total Records: 1