

Matthew E. Pasto, M.D.
Medical Director, Women's Imaging

Kenneth E. Brumberger, M.D.
Medical Director, MRI

William H. Hartz, M.D.
Jay S. Rosenblum, M.D.
Co-Medical Directors

main line
diagnostic
imaging
and
Women's Center

BRYN MAWR

George J. Broder, M.D.
Michael R. Clair, M.D.
Stanton Kofsky, M.D.
Philip J. Moldofsky, M.D.
Judith Wolfstein, M.D.

ULTRA HIGH-FIELD MRI 3.0 TESLA • HIGH-FIELD OPEN MRI 0.6 TESLA • MULTI-SLICE CT
ULTRASOUND • MAMMOGRAPHY • DIAGNOSTIC X-RAY • BONE DENSITOMETRY

U. S. Nuclear Regulatory Commission
Region I
ATTN. Licensing Assistance Section
475 Allendale Road
King of Prussia, PA 19406-1415

NMSB1

03036104

Re: License No. 37-30766-01


Dear Sir/Madam:

We have terminated our diagnostic nuclear medicine operation at our Downingtown, PA site – 150 East Pennsylvania Avenue, Suite 300. You will find enclosed our close-out survey. Please delete this site from the license.

Also, please delete Stanton Kofsky, M.D. and Steven W. Martin, M.D. Both these physicians are no longer on our staff.

If you require additional information please contact me at your earliest convenience.

Sincerely,



Michael Carr
President

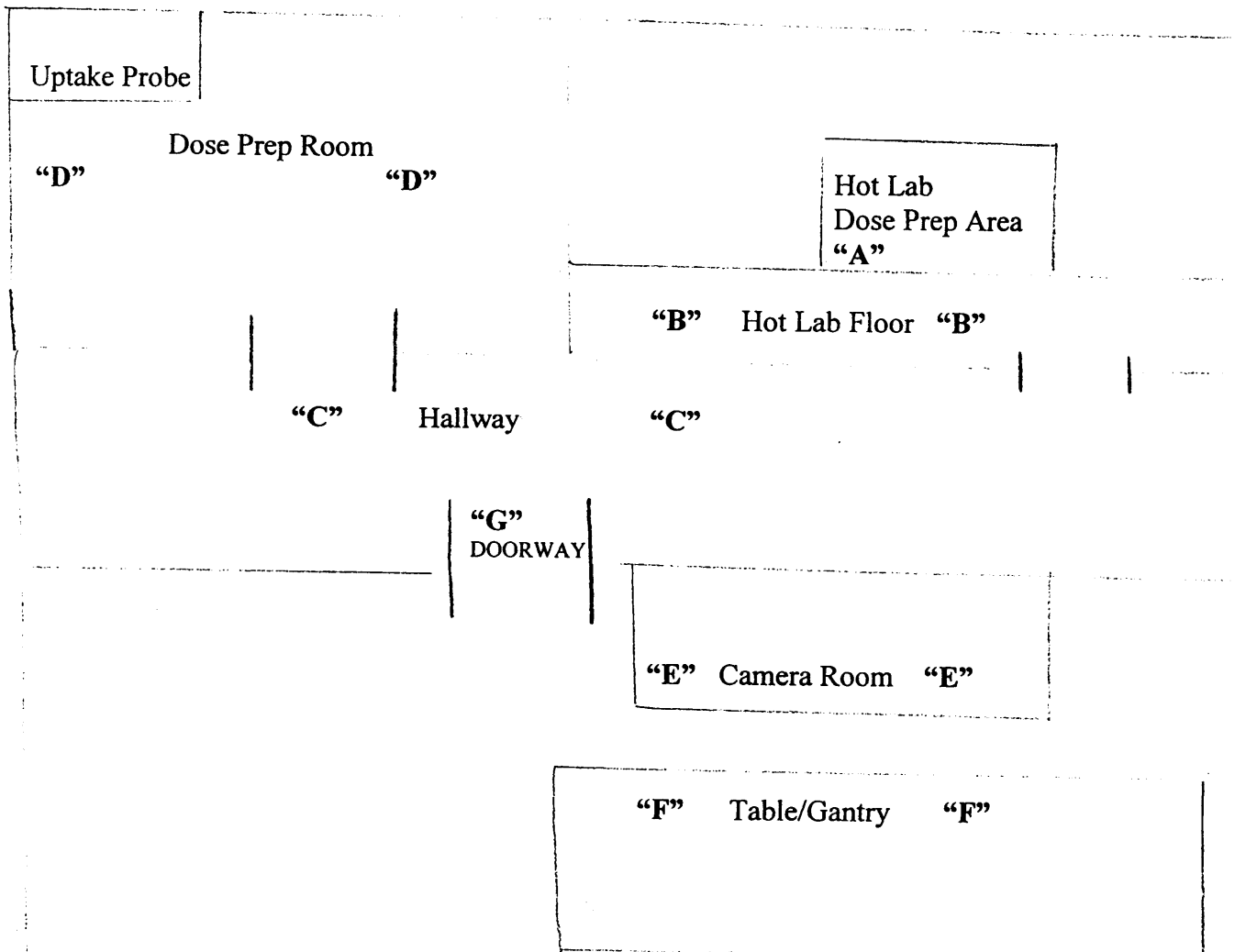
Enclosure
cc. Philip J. Moldofsky, M.D., RSO

138300

NMOS/RONI MATERIALS-002

Main Line Diagnostic Imaging and Women's Ctr
Wipe Diagram

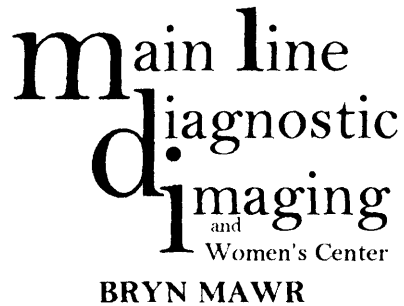
- A – Hot Lab Prep area
- B- Hot Lab Floor
- C- Hallway
- D- Dose Prep
- E – Camera Room
- F- Table/Gantry
- G- Doorway



Matthew E. Pasto, M.D.
Medical Director, Women's Imaging

Kenneth E. Brumberger, M.D.
Medical Director, MRI

William H. Hartz, M.D.
Jay S. Rosenblum, M.D.
Co-Medical Directors



George J. Broder, M.D.
Michael R. Clair, M.D.
Stanton Kofsky, M.D.
Philip J. Moldofsky, M.D.
Judith Wolfstein, M.D.

ULTRA HIGH-FIELD MRI 3.0 TESLA • HIGH-FIELD OPEN MRI 0.6 TESLA • MULTI-SLICE CT
ULTRASOUND • MAMMOGRAPHY • DIAGNOSTIC X-RAY • BONE DENSITOMETRY

CLOSE-OUT SURVEY DATA FOR DOWNINGTOWN SITE

Background reading on Ludlum 14C: **0.02mR/hr**
Trigger level for removable contamination: **2000dpm**

<u>Location</u>	<u>Ludlum 14C Reading</u>	<u>Removable Contamination</u>
Hot Lab Prep (A)	0.02mR/hr	22dpm
Hot Lab Floor (B)	0.02	<Bkg
Hallway (C)	0.02	<Bkg
Dose Prep Area (D)	0.02	48
Camera Desk Area (E)	0.02	<Bkg
Camera Computer (E)	0.02	<Bkg
Camera Room Floor (E)	0.02	<Bkg
Injection Chair (E)	0.02	5
Table/Gantry (F)	0.02	26
Doorway (G)	0.02	14

Conclusion: Occupancy by members of the general public is permitted.

MATERIALS LICENSE**Amendment No. 2**

Pursuant to the Atomic Energy Act of 1954, as amended, the Energy Reorganization Act of 1974 (Public Law 93-438), and Title 10, Code of Federal Regulations, Chapter I, Parts 30, 31, 32, 33, 34, 35, 36, 39, 40, and 70, and in reliance on statements and representations heretofore made by the licensee, a license is hereby issued authorizing the licensee to receive, acquire, possess, and transfer byproduct, source, and special nuclear material designated below; to use such material for the purpose(s) and at the place(s) designated below; to deliver or transfer such material to persons authorized to receive it in accordance with the regulations of the applicable Part(s). This license shall be deemed to contain the conditions specified in Section 183 of the Atomic Energy Act of 1954, as amended, and is subject to all applicable rules, regulations, and orders of the Nuclear Regulatory Commission now or hereafter in effect and to any conditions specified below.

<p>Licensee</p> <p>1. Tri-State Imaging Consultants, LLC</p> <p>2. 820 Fox Chase Road Rockledge, Pennsylvania 19046</p>	<p>In accordance with the letter dated December 13, 2004,</p> <p>3. License number 37-30766-01 is amended in its entirety to read as follows:</p> <p>4. Expiration date September 30, 2012</p> <p>5. Docket No. 03036104 Reference No.</p>	
<p>6. Byproduct, source, and/or special nuclear material</p> <p>A. Any byproduct material permitted by 10 CFR 35.100</p> <p>B. Any byproduct material permitted by 10 CFR 35.200</p>	<p>7. Chemical and/or physical form</p> <p>A. Any</p> <p>B. Any</p>	<p>8. Maximum amount that licensee may possess at any one time under this license</p> <p>A. As needed</p> <p>B. As needed</p>
<p>9. Authorized use:</p> <p>A. Any uptake, dilution and excretion study permitted by 10 CFR 35.100.</p> <p>B. Any imaging and localization study permitted by 10 CFR 35.200.</p>		

CONDITIONS

10. Licensed material may be used or stored only at the licensee's facilities located at 1619 Grant Avenue, Philadelphia, Pennsylvania; Main Line Diagnostic Imaging and Woman's Center @ Downingtown, 150 East Pennsylvania Avenue, Suite 300, Downingtown, Pennsylvania; and Main Line Diagnostic Imaging at Great Valley, 20-22 Morehill Road, Malvern, Pennsylvania.
11. The Radiation Safety Officer for this license is Philip J. Moldofsky, M.D.

**MATERIALS LICENSE
SUPPLEMENTARY SHEET**

License Number

37-30766-01

Docket or Reference Number

03036104

Amendment No. 2

12. Licensed material is only authorized for use by, or under the supervision of:

- A. Individuals permitted to work as an authorized user in accordance with 10 CFR 35.13 and 35.14.
- B. The following individuals are authorized users for medical use as indicated:

<u>Authorized Users</u>	<u>Material and Use</u>
George J. Broder, M.D.	35.100; 35.200
Kenneth E. Brumberger, M.D.	35.100; 35.200
Michael R. Clair, M.D.	35.100; 35.200
Ernest Camponovo, M.D.	35.100; 35.200
Stanton Kofsky, M.D.	35.100; 35.200
Steven W. Martin, M.D.	35.100; 35.200
Philip J. Moldofsky, M.D.	35.100; 35.200
Jay S. Rosenblum, M.D.	35.100; 35.200

13. In addition to the possession limits in Item 8, the licensee shall further restrict the possession of licensed material to quantities below the minimum limit specified in 10 CFR 30.35(d) for establishing financial assurance for decommissioning.
14. The licensee is authorized to transport licensed material in accordance with the provisions of 10 CFR Part 71, "Packaging and Transportation of Radioactive Material."

**MATERIALS LICENSE
SUPPLEMENTARY SHEET**License Number
37-30766-01Docket or Reference Number
03036104

Amendment No. 2


15. Except as specifically provided otherwise in this license, the licensee shall conduct its program in accordance with the statements, representations, and procedures contained in the documents, including any enclosures, listed below. This license condition applies only to those procedures that are required to be submitted in accordance with the regulations. Additionally, this license condition does not limit the licensee's ability to make changes to the radiation protection program as provided for in 10 CFR 35.26. The U.S. Nuclear Regulatory Commission's regulations shall govern unless the statements, representations, and procedures in the licensee's application and correspondence are more restrictive than the regulations

- A. Application dated August 21, 2002 (ML022340555)
- B. Letter dated September 4, 2002 except Quality Management Program (ML022530154)
- C. Letter dated September 11, 2002 (ML022620094)
- D. Letter dated August 14, 2003 (ML032340123)
- E. Letter received September 15, 2003 (ML032590636)
- F. Letter received September 18, 2003 (ML032680684)
- G. Letter dated December 13, 2004 (ML050040220)

For the U.S. Nuclear Regulatory Commission

Date January 5, 2005

By



Michelle Beardsley
Medical Branch
Division of Nuclear Materials Safety
Region I
King of Prussia, Pennsylvania 19406

95038092

This is to acknowledge the receipt of your letter/application ~~dated~~ undated

RECEIVED 8/24/2006, and to inform you that the initial processing which includes an administrative review has been performed.

☒ ATTEND, 37-30766-01
There were no administrative omissions. Your application was assigned to a technical reviewer. Please note that the technical review may identify additional omissions or require additional information.

☐ Please provide to this office within 30 days of your receipt of this card

A copy of your action has been forwarded to our License Fee & Accounts Receivable Branch, who will contact you separately if there is a fee issue involved.

Your action has been assigned **Mail Control Number** 138300.
When calling to inquire about this action, please refer to this control number.
You may call us on (610) 337-5398, or 337-5260.