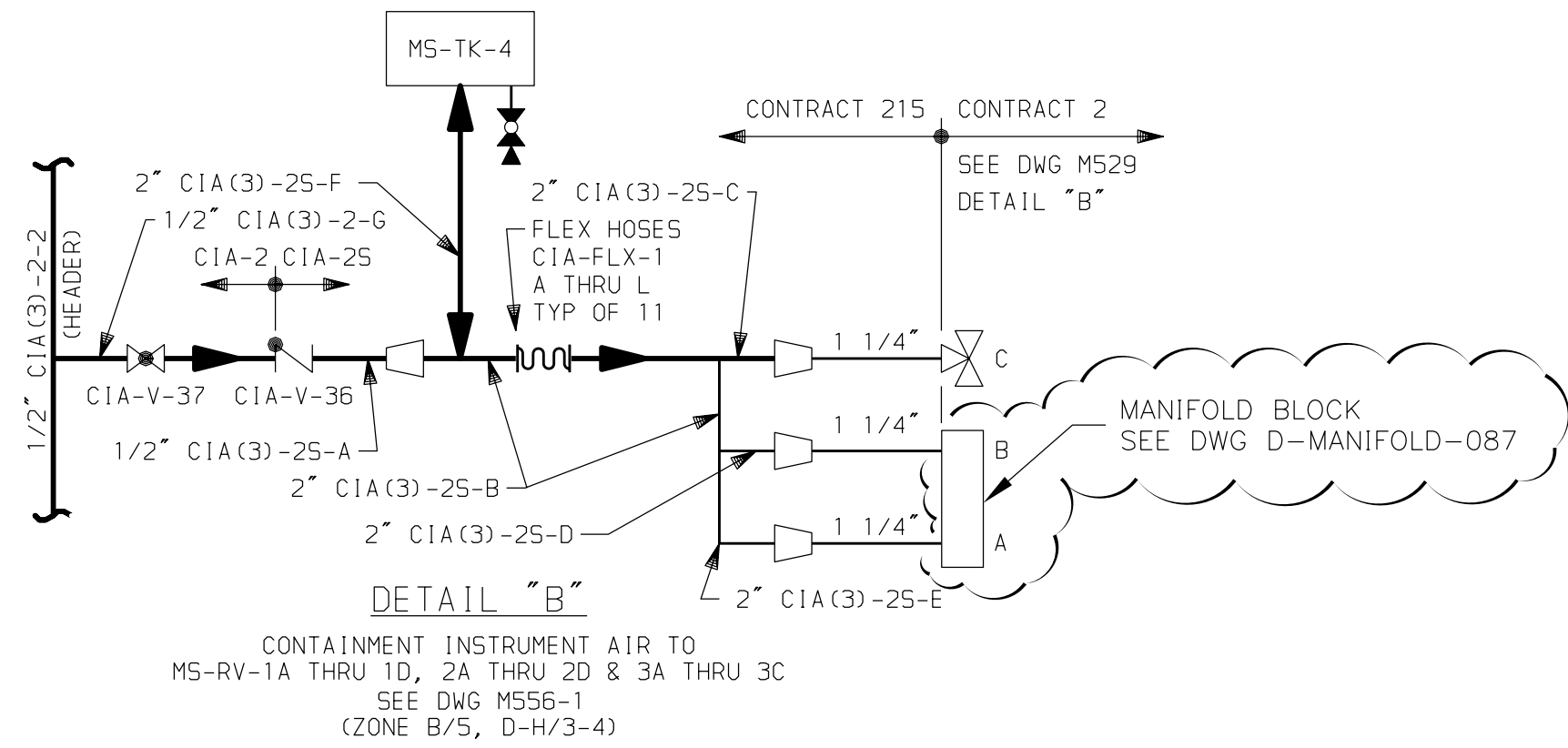
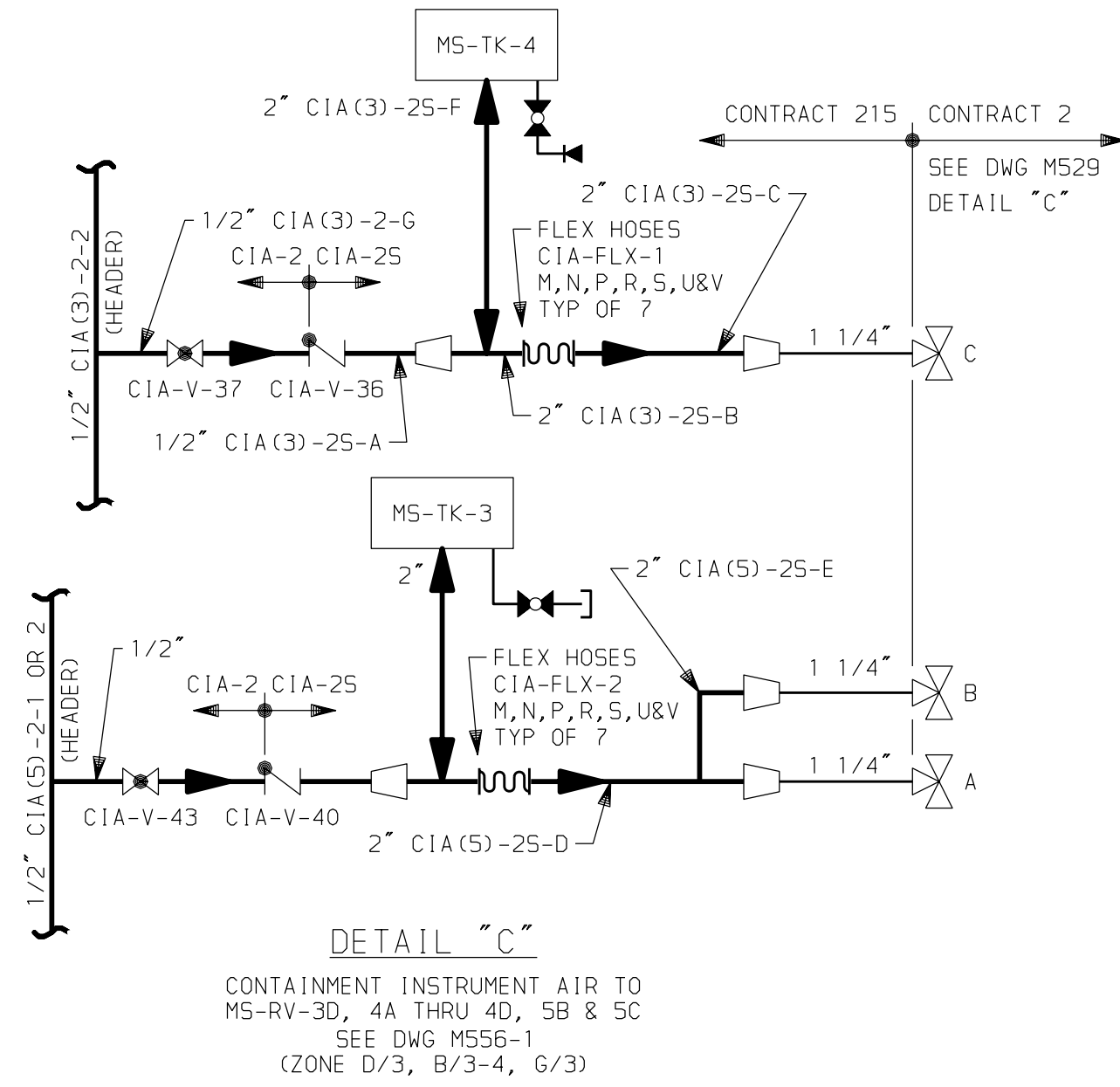
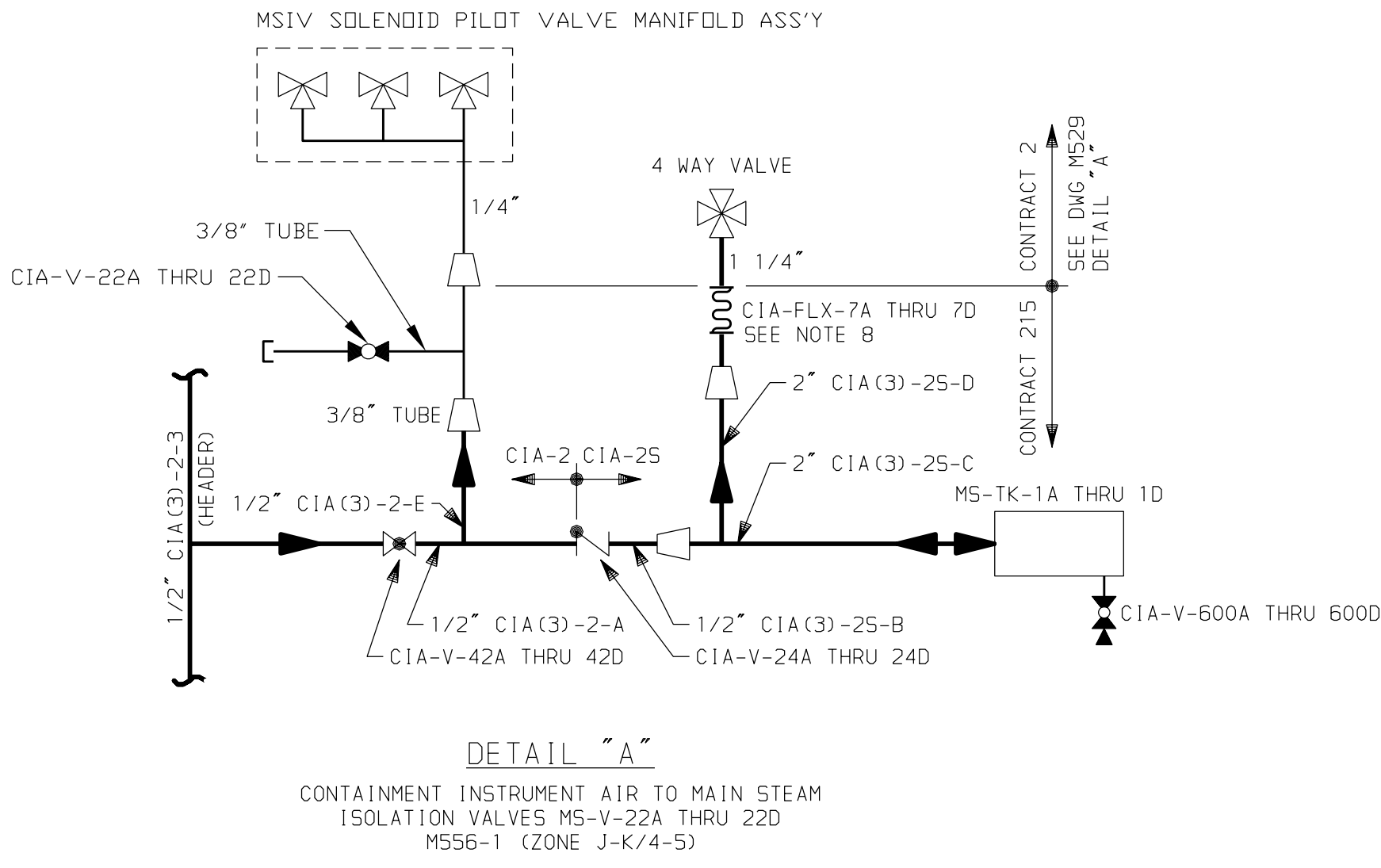


TABLE 1	
NITROGEN BOTTLE IDENTIFICATION	LINE NUMBER
CIA-TK-2A	1/2" CIA(5)-5-5
CIA-TK-2B	1/2" CIA(5)-5-6
CIA-TK-3A	1/2" CIA(5)-5-7
CIA-TK-3B	1/2" CIA(5)-5-8
CIA-TK-4A	1/2" CIA(5)-5-9
CIA-TK-4B	1/2" CIA(5)-5-10
CIA-TK-5A	1/2" CIA(5)-5-11
CIA-TK-5B	1/2" CIA(5)-5-12
CIA-TK-6A	1/2" CIA(5)-5-13
CIA-TK-6B	1/2" CIA(5)-5-14
CIA-TK-7A	1/2" CIA(5)-5-15
CIA-TK-7B	1/2" CIA(5)-5-16
CIA-TK-8A	1/2" CIA(5)-5-17
CIA-TK-8B	1/2" CIA(5)-5-18
CIA-TK-9A	1/2" CIA(5)-5-19
CIA-TK-9B	1/2" CIA(5)-5-20
CIA-TK-10A	1/2" CIA(5)-5-21
CIA-TK-10B	1/2" CIA(5)-5-22
CIA-TK-11A	1/2" CIA(5)-5-23
CIA-TK-11B	1/2" CIA(5)-5-24
CIA-TK-12A	1/2" CIA(5)-5-25
CIA-TK-12B	1/2" CIA(5)-5-26
CIA-TK-13A	1/2" CIA(5)-5-27
CIA-TK-13B	1/2" CIA(5)-5-28
CIA-TK-14A	1/2" CIA(5)-5-29
CIA-TK-14B	1/2" CIA(5)-5-30
CIA-TK-15A	1/2" CIA(5)-5-31
CIA-TK-15B	1/2" CIA(5)-5-32
CIA-TK-16B	1/2" CIA(5)-5-33
CIA-TK-17B	1/2" CIA(5)-5-34
CIA-TK-18B	1/2" CIA(5)-5-35
CIA-TK-19B	1/2" CIA(5)-5-36

ACCUMULATOR IDENTIFICATION	TABLE 11						
	LINE NUMBERS						
	A	B	C	D	E	F	G
MS-TK-4A	1/2" CIA(3)-25-13	2" CIA(3)-25-13	2" CIA(3)-25-13	2" CIA(3)-25-31	2" CIA(3)-25-42	2" CIA(3)-25-53	1/2" CIA(3)-2-13
MS-TK-4B	1/2" CIA(3)-25-14	2" CIA(3)-25-14	2" CIA(3)-25-14	2" CIA(3)-25-32	2" CIA(3)-25-43	2" CIA(3)-25-54	1/2" CIA(3)-2-14
MS-TK-4C	1/2" CIA(3)-25-15	2" CIA(3)-25-15	2" CIA(3)-25-15	2" CIA(3)-25-33	2" CIA(3)-25-44	2" CIA(3)-25-55	1/2" CIA(3)-2-15
MS-TK-4D	1/2" CIA(3)-25-16	2" CIA(3)-25-16	2" CIA(3)-25-16	2" CIA(3)-25-34	2" CIA(3)-25-45	2" CIA(3)-25-56	1/2" CIA(3)-2-16
MS-TK-4E	1/2" CIA(3)-25-17	2" CIA(3)-25-17	2" CIA(3)-25-17	2" CIA(3)-25-35	2" CIA(3)-25-46	2" CIA(3)-25-57	1/2" CIA(3)-2-17
MS-TK-4F	1/2" CIA(3)-25-18	2" CIA(3)-25-18	2" CIA(3)-25-18	2" CIA(3)-25-36	2" CIA(3)-25-47	2" CIA(3)-25-58	1/2" CIA(3)-2-18
MS-TK-4G	1/2" CIA(3)-25-19	2" CIA(3)-25-19	2" CIA(3)-25-19	2" CIA(3)-25-37	2" CIA(3)-25-48	2" CIA(3)-25-59	1/2" CIA(3)-2-19
MS-TK-4H	1/2" CIA(3)-25-20	2" CIA(3)-25-20	2" CIA(3)-25-20	2" CIA(3)-25-38	2" CIA(3)-25-49	2" CIA(3)-25-60	1/2" CIA(3)-2-20
MS-TK-4J	1/2" CIA(3)-25-21	2" CIA(3)-25-21	2" CIA(3)-25-21	2" CIA(3)-25-39	2" CIA(3)-25-50	2" CIA(3)-25-61	1/2" CIA(3)-2-21
MS-TK-4K	1/2" CIA(3)-25-22	2" CIA(3)-25-22	2" CIA(3)-25-22	2" CIA(3)-25-40	2" CIA(3)-25-51	2" CIA(3)-25-62	1/2" CIA(3)-2-22
MS-TK-4L	1/2" CIA(3)-25-23	2" CIA(3)-25-23	2" CIA(3)-25-23	2" CIA(3)-25-41	2" CIA(3)-25-52	2" CIA(3)-25-63	1/2" CIA(3)-2-23
MS-TK-4M	1/2" CIA(3)-25-24	2" CIA(3)-25-24	2" CIA(3)-25-24	2" CIA(5)-25-4	2" CIA(5)-25-15	2" CIA(3)-25-64	1/2" CIA(3)-2-24
MS-TK-4N	1/2" CIA(3)-25-9	2" CIA(3)-25-9	2" CIA(3)-25-9	2" CIA(5)-25-2	2" CIA(5)-25-16	2" CIA(3)-25-65	1/2" CIA(3)-2-2
MS-TK-4P	1/2" CIA(3)-25-25	2" CIA(3)-25-25	2" CIA(3)-25-25	2" CIA(5)-25-6	2" CIA(5)-25-17	2" CIA(3)-25-66	1/2" CIA(3)-2-25
MS-TK-4R	1/2" CIA(3)-25-26	2" CIA(3)-25-26	2" CIA(3)-25-26	2" CIA(5)-25-3	2" CIA(5)-25-18	2" CIA(3)-25-67	1/2" CIA(3)-2-26
MS-TK-4S	1/2" CIA(3)-25-27	2" CIA(3)-25-27	2" CIA(3)-25-27	2" CIA(5)-25-1	2" CIA(5)-25-19	2" CIA(3)-25-68	1/2" CIA(3)-2-27
MS-TK-4U	1/2" CIA(3)-25-28	2" CIA(3)-25-28	2" CIA(3)-25-28	2" CIA(5)-25-5	2" CIA(5)-25-20	2" CIA(3)-25-69	1/2" CIA(3)-2-28
MS-TK-4V	1/2" CIA(3)-25-29	2" CIA(3)-25-29	2" CIA(3)-25-29	2" CIA(5)-25-7	2" CIA(5)-25-21	2" CIA(3)-25-70	1/2" CIA(3)-2-29
MS-TK-1A	1/2" CIA(3)-2-5	1/2" CIA(3)-25-5	2" CIA(3)-25-5	2" CIA(3)-25-1	1/2" CIA(3)-2-9		
MS-TK-1B	1/2" CIA(3)-2-6	1/2" CIA(3)-25-6	2" CIA(3)-25-6	2" CIA(3)-25-2	1/2" CIA(3)-2-10		
MS-TK-1C	1/2" CIA(3)-2-7	1/2" CIA(3)-25-7	2" CIA(3)-25-7	2" CIA(3)-25-3	1/2" CIA(3)-2-11		
MS-TK-1D	1/2" CIA(3)-2-8	1/2" CIA(3)-25-8	2" CIA(3)-25-8	2" CIA(3)-25-4	1/2" CIA(3)-2-12		



NOTE:
1. FOR GENERAL NOTES AND LEGEND SEE DRAWING M556-1.

FSAR FIG

ENERGY NORTHWEST			WNP 2	
SIGNED	DATE	TITLE		
APPROVED	D INJERO	8-25-88	FLOW DIAGRAM CONTAINMENT INSTRUMENT AIR SYSTEM	
DESIGN	JR MILLER	8-25-88		
CHECKED	R CLEAVINGER	8-16-88	DRAWING # M556	
DRAWN	W REXIN	12-15-87	SCALE	N/A
			REV.	B
			SHEET	2 OF 2

TOP TIER